

Average RPI Win:		49	WON-LOST RECORD		WINNING PCT. RANK	LAST 10 GAMES	STRENGTH OF SCHEDULE		OPP. STRENGTH OF SCHEDULE	TEAM RPI	ADJ RPI	CONF. RPI	ADJ CONF. RPI				
DIV. I ONLY			32- 5		.86486	5	8- 2		4	4	1	.7425	1	2	2		
DIV. I NON-CONF.			15- 1		.9375	3	4- 1		4	8	1	.76241	1	1	1		
TOTALS		RPI 1-25		RPI 26-50		W-L RECORDS		RPI 51-100		RPI 101-150		RPI 150+					
32- 5		11- 4		8- 1		OVERALL		9- 0		4- 0		0- 0					
16- 1		5- 1		5- 0		HOME		4- 0		2- 0		0- 0					
10- 3		4- 2		2- 1		AWAY		3- 0		1- 0		0- 0					
6- 1		2- 1		1- 0		NEUTRAL		2- 0		1- 0		0- 0					
15- 1		5- 1		4- 0		NON-CONFERENCE		5- 0		1- 0		0- 0					
7- 0		2- 0		3- 0		HOME		2- 0		0- 0		0- 0					
3- 0		1- 0		1- 0		AWAY		1- 0		0- 0		0- 0					
5- 1		2- 1		0- 0		NEUTRAL		2- 0		1- 0		0- 0					
17- 4		6- 3		4- 1		CONFERENCE		4- 0		3- 0		0- 0					
9- 1		3- 1		2- 0		HOME		2- 0		2- 0		0- 0					
7- 3		3- 2		1- 1		AWAY		2- 0		1- 0		0- 0					
1- 0		0- 0		1- 0		NEUTRAL		0- 0		0- 0		0- 0					
RPI	S	Opponent		Score		RPI	S	Opponent		Score		RPI	S	Opponent		Score	
4	N	Southern California		3	2	30	H	Louisville		3	2	53	N	UC Santa Barbara		3	1
5	N	UCLA		1	3	34	H	Dayton		3	2	55	N	St. Mary's (CA)		3	0
6	A	Nebraska		1	3	35	A	Michigan St.		1	3	57	A	BYU		3	0
8	A	Purdue		1	3	35	H	Michigan St.		3	2	57	A	Wisconsin		3	0
8	H	Purdue		3	1	38	H	Marquette		3	0	57	H	Wisconsin		3	1
12	A	Minnesota		3	2	40	A	Ohio St.		3	0	62	H	Houston		3	1
12	H	Minnesota		0	3	40	H	Ohio St.		3	1	78	A	Northwestern		3	0
13	A	Penn St.		3	2	40	N	Ohio St.		3	1	78	H	Northwestern		3	0
13	H	Penn St.		3	0	48	A	Middle Tenn.		3	0	79	H	Central Mich.		3	0
14	H	Tennessee		3	1												
16	A	Florida		3	1												
20	H	Cincinnati		3	0												
22	A	Michigan		3	1												
22	H	Michigan		3	1												
25	N	Tulsa		3	2												
						LAST 10 GAMES											
						5	N	UCLA		1	3	79	H	Central Mich.		3	0
						4	N	Southern California		3	2	140	H	Iowa		3	1
						16	A	Florida		3	1	78	H	Northwestern		3	0
						40	N	Ohio St.		3	1	22	A	Michigan		3	1
						38	H	Marquette		3	0	35	A	Michigan St.		1	3

Average RPI Win: 49		WON-LOST	WINNING	LAST 10	STRENGTH OF		OPP. STRENGTH	TEAM	ADJ	CONF.	ADJ CONF.
Average RPI Loss: 15		RECORD	PCT. RANK	GAMES	SCHEDULE		OF SCHEDULE	RPI	RPI	RPI	RPI
DIV. I ONLY		25- 5	.83333	11	9- 1		3	2	2	.73029	2
DIV. I NON-CONF.		10- 4	.71429	66	3- 1		12	5	13	.67968	13
TOTALS		RPI 1-25	RPI 26-50		W-L RECORDS		RPI 51-100		RPI 101-150		RPI 150+
25- 5		9- 4	8- 1		OVERALL		4- 0		4- 0		0- 0
15- 0		4- 0	5- 0		HOME		3- 0		3- 0		0- 0
9- 3		4- 2	3- 1		AWAY		1- 0		1- 0		0- 0
1- 2		1- 2	0- 0		NEUTRAL		0- 0		0- 0		0- 0
10- 4		3- 4	1- 0		NON-CONFERENCE		4- 0		2- 0		0- 0
7- 0		1- 0	1- 0		HOME		3- 0		2- 0		0- 0
2- 2		1- 2	0- 0		AWAY		1- 0		0- 0		0- 0
1- 2		1- 2	0- 0		NEUTRAL		0- 0		0- 0		0- 0
15- 1		6- 0	7- 1		CONFERENCE		0- 0		2- 0		0- 0
8- 0		3- 0	4- 0		HOME		0- 0		1- 0		0- 0
7- 1		3- 0	3- 1		AWAY		0- 0		1- 0		0- 0
0- 0		0- 0	0- 0		NEUTRAL		0- 0		0- 0		0- 0
RPI S	Opponent	Score		RPI S	Opponent	Score		RPI S	Opponent	Score	
3 A	Iowa St.	3	2	29 A	Oklahoma	2	3	56 A	TCU	3	0
3 H	Iowa St.	3	0	29 H	Oklahoma	3	1	69 H	Texas St.	3	0
5 N	UCLA	1	3	35 H	Michigan St.	3	0	80 H	UTSA	3	1
11 A	Kentucky	3	1	37 A	Missouri	3	1	96 H	SMU	3	0
12 A	Minnesota	0	3	37 H	Missouri	3	0				
12 A	Minnesota	0	3	47 A	Kansas	3	2				
13 N	Penn St.	3	2	47 H	Kansas	3	0				
15 H	Pepperdine	3	1	49 A	Baylor	3	1				
16 N	Florida	2	3	49 H	Baylor	3	0				
19 A	Texas A&M	3	0								
19 H	Texas A&M	3	0								
24 A	Kansas St.	3	0								
24 H	Kansas St.	3	1								
				LAST 10 GAMES							
5 N	UCLA	1	3	19 A	Texas A&M	3	0				
11 A	Kentucky	3	1	37 A	Missouri	3	1				
35 H	Michigan St.	3	0	49 H	Baylor	3	0				
69 H	Texas St.	3	0	24 H	Kansas St.	3	1				
29 H	Oklahoma	3	1	115 A	Texas Tech	3	0				

Non-Div. I Games:

Texas

Average RPI Win:		56	WON-LOST RECORD		WINNING PCT. RANK		LAST 10 GAMES		STRENGTH OF SCHEDULE		OPP. STRENGTH OF SCHEDULE		TEAM RPI	ADJ RPI		CONF. RPI	ADJ CONF. RPI			
DIV. I ONLY			25- 6		.80645		18		8- 2		1		3		3	.72895		3	1	1
DIV. I NON-CONF.			12- 3		.8		30		3- 1		6		7		7	.72075		6	2	2
TOTALS		RPI 1-25		RPI 26-50		W-L RECORDS		RPI 51-100		RPI 101-150		RPI 150+								
25- 6		8- 6		11- 0		OVERALL		0- 0		5- 0		1- 0								
11- 2		2- 2		5- 0		HOME		0- 0		3- 0		1- 0								
12- 3		5- 3		6- 0		AWAY		0- 0		1- 0		0- 0								
2- 1		1- 1		0- 0		NEUTRAL		0- 0		1- 0		0- 0								
12- 3		5- 3		3- 0		NON-CONFERENCE		0- 0		3- 0		1- 0								
5- 0		1- 0		1- 0		HOME		0- 0		2- 0		1- 0								
5- 2		3- 2		2- 0		AWAY		0- 0		0- 0		0- 0								
2- 1		1- 1		0- 0		NEUTRAL		0- 0		1- 0		0- 0								
13- 3		3- 3		8- 0		CONFERENCE		0- 0		2- 0		0- 0								
6- 2		1- 2		4- 0		HOME		0- 0		1- 0		0- 0								
7- 1		2- 1		4- 0		AWAY		0- 0		1- 0		0- 0								
0- 0		0- 0		0- 0		NEUTRAL		0- 0		0- 0		0- 0								
RPI	S	Opponent		Score		RPI	S	Opponent		Score		RPI	S	Opponent		Score				
2	A	Texas		0 3		29	A	Oklahoma		3 1				115 A Texas Tech		3 0				
2	H	Texas		2 3		29	H	Oklahoma		3 1				115 H Texas Tech		3 0				
6	A	Nebraska		0 3		37	A	Missouri		3 1				131 N IUPUI		3 0				
7	N	Florida St.		2 3		37	H	Missouri		3 0				140 H Iowa		3 0				
9	A	UNI		0 3		42	A	North Dakota St.		3 0				142 H Arizona St.		3 1				
12	A	Minnesota		3 1		42	A	North Dakota St.		3 2				151 H Southern Miss.		3 0				
16	A	Florida		3 2		46	H	Milwaukee		3 0										
17	A	Northern Ill.		3 1		47	A	Kansas		3 0										
18	H	Miami (FL)		3 0		47	H	Kansas		3 0										
19	A	Texas A&M		3 1		49	A	Baylor		3 2										
19	H	Texas A&M		1 3		49	H	Baylor		3 0										
20	N	Cincinnati		3 1																
24	A	Kansas St.		3 0																
24	H	Kansas St.		3 0																
						LAST 10 GAMES														
		7 N Florida St.		2 3				49 A Baylor		3 2										
		12 A Minnesota		3 1				24 H Kansas St.		3 0										
		18 H Miami (FL)		3 0				37 A Missouri		3 1										
		46 H Milwaukee		3 0				115 H Texas Tech		3 0										
		19 H Texas A&M		1 3				29 A Oklahoma		3 1										

Average RPI Win:		80	WON-LOST		WINNING	LAST 10		STRENGTH OF		OPP. STRENGTH	TEAM	ADJ		CONF.	ADJ CONF.
Average RPI Loss:		23	RECORD		PCT. RANK	GAMES		SCHEDULE		OF SCHEDULE	RPI	RPI		RPI	RPI
DIV. I ONLY			29-5		.85294	6		6		17	4	.70343		4	3
DIV. I NON-CONF.			9-3		.75	52		3		13	8	.71185		9	3
TOTALS		RPI 1-25		RPI 26-50		W-L RECORDS		RPI 51-100		RPI 101-150		RPI 150+			
29-5		6-4		6-0		OVERALL		5-1		7-0		5-0			
12-1		2-1		3-0		HOME		2-0		3-0		2-0			
13-2		2-2		3-0		AWAY		1-0		4-0		3-0			
4-2		2-1		0-0		NEUTRAL		2-1		0-0		0-0			
9-3		4-2		0-0		NON-CONFERENCE		3-1		1-0		1-0			
2-0		1-0		0-0		HOME		1-0		0-0		0-0			
3-1		1-1		0-0		AWAY		0-0		1-0		1-0			
4-2		2-1		0-0		NEUTRAL		2-1		0-0		0-0			
20-2		2-2		6-0		CONFERENCE		2-0		6-0		4-0			
10-1		1-1		3-0		HOME		1-0		3-0		2-0			
10-1		1-1		3-0		AWAY		1-0		3-0		2-0			
0-0		0-0		0-0		NEUTRAL		0-0		0-0		0-0			
RPI S	Opponent	Score		RPI S	Opponent	Score		RPI S	Opponent	Score		RPI S	Opponent	Score	
1 N	Illinois	2	3	31 A	Washington	3	0	51 A	Arizona	3	0	106 A	Oregon St.	3	0
5 A	UCLA	3	1	31 H	Washington	3	0	51 H	Arizona	3	0	106 H	Oregon St.	3	0
5 H	UCLA	0	3	32 A	California	3	0	54 N	Clemson	3	0	122 A	Cal St. Northridge	3	0
10 A	Hawaii	3	2	32 H	California	3	0	64 N	Furman	3	0	139 A	Utah	3	0
12 N	Minnesota	3	2	33 A	Oregon	3	0	73 N	UCF	0	3	139 H	Utah	3	0
13 A	Penn St.	2	3	33 H	Oregon	3	1	88 H	Yale	3	0	142 A	Arizona St.	3	1
15 N	Pepperdine	3	2									142 H	Arizona St.	3	1
21 A	Stanford	0	3									152 A	Fla. Gulf Coast	3	0
21 H	Stanford	3	0									156 A	Washington St.	3	0
25 H	Tulsa	3	0									156 H	Washington St.	3	0
												185 A	Colorado	3	0
												185 H	Colorado	3	0
LAST 10 GAMES															
1 N	Illinois	2	3	5 A	UCLA	3	1								
15 N	Pepperdine	3	2	51 H	Arizona	3	0								
10 A	Hawaii	3	2	142 H	Arizona St.	3	1								
25 H	Tulsa	3	0	33 A	Oregon	3	0								
88 H	Yale	3	0	106 A	Oregon St.	3	0								

Non-Div. I Games:

Southern California

Average RPI Win:	73	WON-LOST RECORD	WINNING PCT. RANK	LAST 10 GAMES	STRENGTH OF SCHEDULE	OPP. STRENGTH OF SCHEDULE	TEAM RPI	ADJ RPI	CONF. RPI	ADJ CONF. RPI					
DIV. I ONLY		25- 5	.83333	11	7- 3	13	5	8	.69624	6	2	2			
DIV. I NON-CONF.		8- 2	.8	30	1- 1	28	42	20	.65489	20	1	1			
<hr/>															
TOTALS	RPI 1-25	RPI 26-50		W-L RECORDS		RPI 51-100		RPI 101-150		RPI 150+					
25- 5	8- 3	4- 1		OVERALL		6- 1		5- 0		2- 0					
15- 1	6- 1	2- 0		HOME		3- 0		2- 0		2- 0					
8- 4	2- 2	2- 1		AWAY		1- 1		3- 0		0- 0					
2- 0	0- 0	0- 0		NEUTRAL		2- 0		0- 0		0- 0					
<hr/>															
8- 2	1- 1	0- 1		NON-CONFERENCE		4- 0		1- 0		2- 0					
5- 1	1- 1	0- 0		HOME		2- 0		0- 0		2- 0					
1- 1	0- 0	0- 1		AWAY		0- 0		1- 0		0- 0					
2- 0	0- 0	0- 0		NEUTRAL		2- 0		0- 0		0- 0					
<hr/>															
17- 3	7- 2	4- 0		CONFERENCE		2- 1		4- 0		0- 0					
10- 0	5- 0	2- 0		HOME		1- 0		2- 0		0- 0					
7- 3	2- 2	2- 0		AWAY		1- 1		2- 0		0- 0					
0- 0	0- 0	0- 0		NEUTRAL		0- 0		0- 0		0- 0					
<hr/>															
RPI S	Opponent	Score		RPI S	Opponent	Score		RPI S	Opponent	Score		RPI S	Opponent	Score	
1 H	Illinois	3	1	27 A	Colorado St.	2	3	55 H	St. Mary's (CA)	3	2	117 A	New Mexico	3	0
3 H	Iowa St.	3	0	35 A	Michigan St.	3	2	57 A	Wisconsin	3	0	140 A	Iowa	3	0
8 A	Purdue	0	3	35 H	Michigan St.	3	0	57 H	Wisconsin	3	1	140 H	Iowa	3	0
8 H	Purdue	3	1	40 A	Ohio St.	3	1	60 N	New Mexico St.	3	2	141 A	Indiana	3	0
12 A	Minnesota	3	2	40 H	Ohio St.	3	1	74 H	Creighton	3	0	141 H	Indiana	3	0
12 H	Minnesota	3	1					78 A	Northwestern	1	3	215 H	Jackson St.	3	0
13 A	Penn St.	1	3					85 N	Albany (NY)	3	0	289 H	Weber St.	3	0
13 H	Penn St.	3	2												
22 A	Michigan	3	0												
22 H	Michigan	3	1												
24 H	Kansas St.	2	3												
<hr/>															
LAST 10 GAMES															
24 H	Kansas St.	2	3	12 H	Minnesota	3	1								
215 H	Jackson St.	3	0	8 A	Purdue	0	3								
78 A	Northwestern	1	3	141 A	Indiana	3	0								
140 A	Iowa	3	0	35 H	Michigan St.	3	0								
57 H	Wisconsin	3	1	22 H	Michigan	3	1								

Non-Div. I Games:

Nebraska

Average RPI Win:	82	WON-LOST RECORD	WINNING PCT. RANK	LAST 10 GAMES	STRENGTH OF SCHEDULE	OPP. STRENGTH OF SCHEDULE	TEAM RPI	ADJ RPI	CONF. RPI	ADJ CONF. RPI				
DIV. I ONLY		28- 7	.8	19	7- 3	5	21	6	.69564	7	5	5		
DIV. I NON-CONF.		10- 5	.66667	78	4- 1	1	4	9	.71312	8	5	5		
<hr/>														
TOTALS	RPI 1-25	RPI 26-50		W-L RECORDS		RPI 51-100		RPI 101-150		RPI 150+				
28- 7	6- 6	4- 1		OVERALL		9- 0		2- 0		7- 0				
12- 0	3- 0	2- 0		HOME		4- 0		1- 0		2- 0				
11- 3	0- 2	2- 1		AWAY		4- 0		1- 0		4- 0				
5- 4	3- 4	0- 0		NEUTRAL		1- 0		0- 0		1- 0				
10- 5	5- 5	1- 0		NON-CONFERENCE		3- 0		0- 0		1- 0				
3- 0	2- 0	0- 0		HOME		1- 0		0- 0		0- 0				
2- 1	0- 1	1- 0		AWAY		1- 0		0- 0		0- 0				
5- 4	3- 4	0- 0		NEUTRAL		1- 0		0- 0		1- 0				
18- 2	1- 1	3- 1		CONFERENCE		6- 0		2- 0		6- 0				
9- 0	1- 0	2- 0		HOME		3- 0		1- 0		2- 0				
9- 2	0- 1	1- 1		AWAY		3- 0		1- 0		4- 0				
0- 0	0- 0	0- 0		NEUTRAL		0- 0		0- 0		0- 0				
RPI	S	Opponent	Score		RPI	S	Opponent	Score		RPI	S	Opponent	Score	
3	N	Iowa St.	3	2	28	A	North Carolina	3	1	54	A	Clemson	3	1
5	N	UCLA	0	3	28	H	North Carolina	3	1	54	H	Clemson	3	0
8	N	Purdue	3	1	34	A	Dayton	3	1	65	A	Virginia Tech	3	0
9	N	UNI	2	3	43	A	Duke	2	3	65	H	Virginia Tech	3	0
11	H	Kentucky	3	0	43	H	Duke	3	0	68	A	Delaware	3	0
15	N	Pepperdine	1	3						81	A	Georgia Tech	3	1
16	A	Florida	0	3						81	H	Georgia Tech	3	0
18	A	Miami (FL)	1	3						85	H	Albany (NY)	3	0
18	H	Miami (FL)	3	0						85	N	Albany (NY)	3	0
20	N	Cincinnati	3	2										
22	N	Michigan	0	3										
25	H	Tulsa	3	1										
<hr/>														
LAST 10 GAMES														
5	N	UCLA	0	3	18	A	Miami (FL)	1	3					
3	N	Iowa St.	3	2	81	A	Georgia Tech	3	1					
8	N	Purdue	3	1	54	A	Clemson	3	1					
20	N	Cincinnati	3	2	43	A	Duke	2	3					
85	N	Albany (NY)	3	0	171	A	Wake Forest	3	2					

Non-Div. I Games:

Florida St.

Average RPI Win:	90	WON-LOST	WINNING	LAST 10	STRENGTH OF	OPP. STRENGTH	TEAM	ADJ	CONF.	ADJ CONF.	
Average RPI Loss:	8	RECORD	PCT. RANK	GAMES	SCHEDULE	OF SCHEDULE	RPI	RPI	RPI	RPI	
DIV. I ONLY	29- 5	.85294	6	8- 2	17	10	10	.69451	8	2	2
DIV. I NON-CONF.	13- 1	.92857	7	2- 1	48	52	15	.67392	14	1	1
<hr/>											
TOTALS	RPI 1-25	RPI 26-50		W-L RECORDS	RPI 51-100		RPI 101-150		RPI 150+		
29- 5	6- 5	8- 0		OVERALL	5- 0		5- 0		5- 0		
17- 1	4- 1	5- 0		HOME	3- 0		3- 0		2- 0		
8- 3	1- 3	2- 0		AWAY	2- 0		2- 0		1- 0		
4- 1	1- 1	1- 0		NEUTRAL	0- 0		0- 0		2- 0		
<hr/>											
13- 1	1- 1	4- 0		NON-CONFERENCE	2- 0		1- 0		5- 0		
8- 0	0- 0	3- 0		HOME	2- 0		1- 0		2- 0		
1- 0	0- 0	0- 0		AWAY	0- 0		0- 0		1- 0		
4- 1	1- 1	1- 0		NEUTRAL	0- 0		0- 0		2- 0		
<hr/>											
16- 4	5- 4	4- 0		CONFERENCE	3- 0		4- 0		0- 0		
9- 1	4- 1	2- 0		HOME	1- 0		2- 0		0- 0		
7- 3	1- 3	2- 0		AWAY	2- 0		2- 0		0- 0		
0- 0	0- 0	0- 0		NEUTRAL	0- 0		0- 0		0- 0		
<hr/>											
RPI S	Opponent	Score	RPI S	Opponent	Score	RPI S	Opponent	Score	RPI S	Opponent	Score
1 A	Illinois	1 3	30 H	Louisville	3 1	57 A	Wisconsin	3 0	140 A	Iowa	3 0
1 H	Illinois	3 1	30 N	Louisville	3 2	71 H	Col. of Charleston	3 0	140 H	Iowa	3 2
6 A	Nebraska	1 3	35 A	Michigan St.	3 1	78 A	Northwestern	3 1	141 A	Indiana	3 1
6 H	Nebraska	3 0	35 H	Michigan St.	3 0	78 H	Northwestern	3 0	141 H	Indiana	3 2
7 N	Florida St.	1 3	36 H	Ball St.	3 1	86 H	Morehead St.	3 0	147 H	VCU	3 0
12 H	Minnesota	3 1	40 A	Ohio St.	3 0				153 A	Denver	3 1
13 A	Penn St.	1 3	40 H	Ohio St.	3 1				223 H	Western Caro.	3 0
13 H	Penn St.	1 3	49 H	Baylor	3 0				248 N	Air Force	3 0
20 N	Cincinnati	3 0							261 N	Bryant	3 0
22 A	Michigan	3 2							262 H	Jacksonville St.	3 0
22 H	Michigan	3 0									
<hr/>											
LAST 10 GAMES											
7 N	Florida St.	1 3	13 A	Penn St.	1 3						
30 H	Louisville	3 1	40 A	Ohio St.	3 0						
86 H	Morehead St.	3 0	6 H	Nebraska	3 0						
57 A	Wisconsin	3 0	140 H	Iowa	3 2						
141 A	Indiana	3 1	78 H	Northwestern	3 0						

UNI				Through Games Of Dec. 17, 2011 [FINAL]											
Average RPI Win:	112	WON-LOST RECORD	WINNING PCT. RANK	LAST 10 GAMES	STRENGTH OF SCHEDULE	OPP. STRENGTH OF SCHEDULE	TEAM RPI	ADJ RPI	CONF. RPI	ADJ CONF. RPI					
DIV. I ONLY		33- 2	.94286	1	9- 1	35	42	7	.69285	9	10	10			
DIV. I NON-CONF.		13- 2	.86667	19	2- 1	17	6	11	.70983	10	11	10			
<hr/>															
TOTALS	RPI 1-25	RPI 26-50			W-L RECORDS	RPI 51-100		RPI 101-150		RPI 150+					
33- 2	4- 2	8- 0			OVERALL	4- 0		5- 0		12- 0					
17- 2	1- 2	6- 0			HOME	2- 0		3- 0		5- 0					
12- 0	1- 0	2- 0			AWAY	2- 0		1- 0		6- 0					
4- 0	2- 0	0- 0			NEUTRAL	0- 0		1- 0		1- 0					
<hr/>															
13- 2	4- 2	3- 0			NON-CONFERENCE	2- 0		2- 0		2- 0					
6- 2	1- 2	3- 0			HOME	1- 0		1- 0		0- 0					
3- 0	1- 0	0- 0			AWAY	1- 0		0- 0		1- 0					
4- 0	2- 0	0- 0			NEUTRAL	0- 0		1- 0		1- 0					
<hr/>															
20- 0	0- 0	5- 0			CONFERENCE	2- 0		3- 0		10- 0					
11- 0	0- 0	3- 0			HOME	1- 0		2- 0		5- 0					
9- 0	0- 0	2- 0			AWAY	1- 0		1- 0		5- 0					
0- 0	0- 0	0- 0			NEUTRAL	0- 0		0- 0		0- 0					
<hr/>															
RPI	S	Opponent	Score	RPI	S	Opponent	Score	RPI	S	Opponent	Score	RPI	S	Opponent	Score
3	H	Iowa St.	3 0	38	H	Marquette	3 0	68	A	Delaware	3 0	111	A	Illinois St.	3 1
7	N	Florida St.	3 2	42	H	North Dakota St.	3 2	74	A	Creighton	3 0	111	H	Illinois St.	3 1
12	H	Minnesota	2 3	44	A	Wichita St.	3 0	74	H	Creighton	3 1	111	H	Illinois St.	3 0
16	H	Florida	1 3	44	H	Wichita St.	3 2	82	H	Saint Louis	3 0	131	N	IUPUI	3 0
17	A	Northern Ill.	3 0	44	H	Wichita St.	3 0					146	H	Niagara	3 0
20	N	Cincinnati	3 1	45	A	Missouri St.	3 2					161	N	UC Irvine	3 2
				45	H	Missouri St.	3 0					166	A	South Dakota St.	3 0
				47	H	Kansas	3 2					184	A	Evansville	3 0
												184	H	Evansville	3 0
												195	A	Drake	3 1
												195	H	Drake	3 0
												208	A	Indiana St.	3 0
												208	H	Indiana St.	3 0
												222	A	Bradley	3 0
												222	H	Bradley	3 0
												228	A	Southern Ill.	3 0
												228	H	Southern Ill.	3 0
<hr/>															
				LAST 10 GAMES											
				16	H	Florida	1 3	184	A	Evansville	3 0				
				146	H	Niagara	3 0	195	H	Drake	3 0				
				44	H	Wichita St.	3 0	74	H	Creighton	3 1				
				111	H	Illinois St.	3 0	166	A	South Dakota St.	3 0				
				228	A	Southern Ill.	3 0	222	A	Bradley	3 0				

Non-Div. I Games:

UNI

Average RPI Win:		109	WON-LOST RECORD		WINNING PCT. RANK	LAST 10 GAMES		STRENGTH OF SCHEDULE		OPP. STRENGTH OF SCHEDULE	TEAM RPI	ADJ RPI	CONF. RPI	ADJ CONF. RPI			
Average RPI Loss:		5															
DIV. I ONLY			31- 2		.93939	2		9- 1		24	60	5	.68785	10	13	13	
DIV. I NON-CONF.			15- 2		.88235	16		3- 1		11	10	4	.7293	4	13	13	
TOTALS		RPI 1-25		RPI 26-50		W-L RECORDS		RPI 51-100		RPI 101-150		RPI 150+					
31- 2		3- 2		4- 0		OVERALL		10- 0		6- 0		8- 0					
21- 2		3- 2		4- 0		HOME		8- 0		2- 0		4- 0					
8- 0		0- 0		0- 0		AWAY		1- 0		3- 0		4- 0					
2- 0		0- 0		0- 0		NEUTRAL		1- 0		1- 0		0- 0					
15- 2		3- 2		4- 0		NON-CONFERENCE		7- 0		1- 0		0- 0					
14- 2		3- 2		4- 0		HOME		7- 0		0- 0		0- 0					
1- 0		0- 0		0- 0		AWAY		0- 0		1- 0		0- 0					
0- 0		0- 0		0- 0		NEUTRAL		0- 0		0- 0		0- 0					
16- 0		0- 0		0- 0		CONFERENCE		3- 0		5- 0		8- 0					
7- 0		0- 0		0- 0		HOME		1- 0		2- 0		4- 0					
7- 0		0- 0		0- 0		AWAY		1- 0		2- 0		4- 0					
2- 0		0- 0		0- 0		NEUTRAL		1- 0		1- 0		0- 0					
RPI	S	Opponent		Score		RPI	S	Opponent		Score		RPI	S	Opponent		Score	
4	H	Southern California		2	3	27	H	Colorado St.		3	1	51	H	Arizona		3	0
5	H	UCLA		1	3	40	H	Ohio St.		3	0	59	H	Notre Dame		3	1
15	H	Pepperdine		3	1	41	H	Long Beach St.		3	2	59	H	Notre Dame		3	0
15	H	Pepperdine		3	1	44	H	Wichita St.		3	1	60	A	New Mexico St.		3	2
20	H	Cincinnati		3	0							60	H	New Mexico St.		3	0
												60	N	New Mexico St.		3	0
												63	H	Rice		3	0
												89	H	San Francisco		3	0
												92	H	Pacific		3	1
												99	H	Northern Colo.		3	0
														105 A Idaho		3	1
														105 H Idaho		3	0
														134 A Cal St. Fullerton		3	1
														135 A Fresno St.		3	1
														135 H Fresno St.		3	0
														135 N Fresno St.		3	2
														170 A San Jose St.		3	0
														170 H San Jose St.		3	0
														173 A Utah St.		3	1
														173 H Utah St.		3	0
														263 A Nevada		3	0
														263 H Nevada		3	0
														267 A Louisiana Tech		3	0
														267 H Louisiana Tech		3	0
LAST 10 GAMES																	
4	H	Southern California		2	3	135	N	Fresno St.		3	2						
27	H	Colorado St.		3	1	60	H	New Mexico St.		3	0						
99	H	Northern Colo.		3	0	267	H	Louisiana Tech		3	0						
134	A	Cal St. Fullerton		3	1	263	A	Nevada		3	0						
60	N	New Mexico St.		3	0	135	A	Fresno St.		3	1						

Non-Div. I Games:

Hawaii

Average RPI Win:	84	WON-LOST RECORD	WINNING PCT. RANK	LAST 10 GAMES	STRENGTH OF SCHEDULE	OPP. STRENGTH OF SCHEDULE	TEAM RPI	ADJ RPI	CONF. RPI	ADJ CONF. RPI				
DIV. I ONLY		28- 6	.82353	16	8- 2	15	24	11	.67673	11	4	4		
DIV. I NON-CONF.		11- 3	.78571	39	2- 1	7	12	10	.7085	11	4	4		
<hr/>														
TOTALS	RPI 1-25	RPI 26-50		W-L RECORDS		RPI 51-100		RPI 101-150		RPI 150+				
28- 6	5- 5	3- 0		OVERALL		7- 0		12- 1		1- 0				
17- 2	3- 2	2- 0		HOME		4- 0		7- 0		1- 0				
8- 4	1- 3	0- 0		AWAY		2- 0		5- 1		0- 0				
3- 0	1- 0	1- 0		NEUTRAL		1- 0		0- 0		0- 0				
<hr/>														
11- 3	3- 3	3- 0		NON-CONFERENCE		3- 0		1- 0		1- 0				
7- 2	1- 2	2- 0		HOME		2- 0		1- 0		1- 0				
1- 1	1- 1	0- 0		AWAY		0- 0		0- 0		0- 0				
3- 0	1- 0	1- 0		NEUTRAL		1- 0		0- 0		0- 0				
<hr/>														
17- 3	2- 2	0- 0		CONFERENCE		4- 0		11- 1		0- 0				
10- 0	2- 0	0- 0		HOME		2- 0		6- 0		0- 0				
7- 3	0- 2	0- 0		AWAY		2- 0		5- 1		0- 0				
0- 0	0- 0	0- 0		NEUTRAL		0- 0		0- 0		0- 0				
<hr/>														
RPI	S	Opponent	Score		RPI	S	Opponent	Score		RPI	S	Opponent	Score	
2	H	Texas	1	3	30	H	Louisville	3	0	62	H	Houston	3	1
7	A	Florida St.	0	3	34	N	Dayton	3	2	65	H	Virginia Tech	3	0
14	A	Tennessee	1	3	50	H	Ohio	3	0	66	A	LSU	3	0
14	H	Tennessee	3	2						66	H	LSU	3	0
16	A	Florida	1	3						67	A	Arkansas	3	1
16	H	Florida	3	2						67	H	Arkansas	3	2
19	A	Texas A&M	3	0						85	N	Albany (NY)	3	1
20	H	Cincinnati	0	3										
23	H	Western Ky.	3	0										
25	N	Tulsa	3	2										
<hr/>														
LAST 10 GAMES														
2	H	Texas	1	3	66	H	LSU	3	0					
19	A	Texas A&M	3	0	104	A	Ole Miss	3	2					
34	N	Dayton	3	2	150	A	Alabama	3	0					
14	A	Tennessee	1	3	130	H	Mississippi St.	3	0					
67	H	Arkansas	3	2	16	H	Florida	3	2					
<hr/>														
104	A	Ole Miss	3 2											
104	H	Ole Miss	3 1											
113	A	South Carolina	3 1											
113	H	South Carolina	3 0											
120	A	Auburn	3 2											
120	H	Auburn	3 0											
123	A	Georgia	3 1											
123	H	Georgia	3 1											
126	H	Loyola Marymount	3 0											
130	A	Mississippi St.	0 3											
130	H	Mississippi St.	3 0											
150	A	Alabama	3 0											
150	H	Alabama	3 0											
194	H	West Virginia	3 0											

Non-Div. I Games:

Kentucky

Average RPI Win: 89		WON-LOST	WINNING	LAST 10	STRENGTH OF		OPP. STRENGTH	TEAM	ADJ	CONF.	ADJ CONF.
Average RPI Loss: 16		RECORD	PCT. RANK	GAMES	SCHEDULE		OF SCHEDULE	RPI	RPI	RPI	RPI
DIV. I ONLY		25- 8	.75758	33	7- 3		9	7	13	.6736	13
DIV. I NON-CONF.		9- 4	.69231	73	2- 1		26	32	29	.62831	29
TOTALS		RPI 1-25	RPI 26-50		W-L RECORDS		RPI 51-100		RPI 101-150		RPI 150+
25- 8		7- 6	3- 1		OVERALL		4- 1		8- 0		3- 0
15- 2		5- 1	1- 1		HOME		3- 0		4- 0		2- 0
8- 4		2- 3	2- 0		AWAY		1- 1		3- 0		0- 0
2- 2		0- 2	0- 0		NEUTRAL		0- 0		1- 0		1- 0
9- 4		1- 3	0- 1		NON-CONFERENCE		1- 0		4- 0		3- 0
6- 1		1- 0	0- 1		HOME		1- 0		2- 0		2- 0
1- 1		0- 1	0- 0		AWAY		0- 0		1- 0		0- 0
2- 2		0- 2	0- 0		NEUTRAL		0- 0		1- 0		1- 0
16- 4		6- 3	3- 0		CONFERENCE		3- 1		4- 0		0- 0
9- 1		4- 1	1- 0		HOME		2- 0		2- 0		0- 0
7- 3		2- 2	2- 0		AWAY		1- 1		2- 0		0- 0
0- 0		0- 0	0- 0		NEUTRAL		0- 0		0- 0		0- 0
RPI S	Opponent	Score	RPI S	Opponent	Score	RPI S	Opponent	Score	RPI S	Opponent	Score
1 A	Illinois	0 3	33 H	Oregon	1 3	57 A	Wisconsin	2 3	125 A	Pittsburgh	3 0
1 H	Illinois	2 3	35 A	Michigan St.	3 1	57 H	Wisconsin	3 0	140 A	Iowa	3 0
2 N	Texas	2 3	40 A	Ohio St.	3 1	68 H	Delaware	3 0	140 H	Iowa	3 1
4 H	Southern California	3 2	40 H	Ohio St.	3 0	78 A	Northwestern	3 0	141 A	Indiana	3 0
5 N	UCLA	0 3				78 H	Northwestern	3 2	141 H	Indiana	3 0
6 A	Nebraska	2 3							143 N	Miami (OH)	3 0
6 H	Nebraska	3 1							145 H	Liberty	3 0
8 A	Purdue	3 1							148 H	Long Island	3 0
8 H	Purdue	3 1							152 H	Fla. Gulf Coast	3 1
12 A	Minnesota	3 2							236 H	Rutgers	3 0
12 H	Minnesota	3 0							238 N	New Hampshire	3 0
21 A	Stanford	1 3									
22 H	Michigan	3 0									
LAST 10 GAMES											
5 N	UCLA	0 3	8 H	Purdue	3 1						
68 H	Delaware	3 0	141 H	Indiana	3 0						
145 H	Liberty	3 0	78 A	Northwestern	3 0						
35 A	Michigan St.	3 1	1 A	Illinois	0 3						
40 A	Ohio St.	3 1	57 A	Wisconsin	2 3						

Non-Div. I Games:

Penn St.

Average RPI Win:	88	WON-LOST RECORD	WINNING PCT. RANK	LAST 10 GAMES	STRENGTH OF SCHEDULE	OPP. STRENGTH OF SCHEDULE	TEAM RPI	ADJ RPI	CONF. RPI	ADJ CONF. RPI					
DIV. I ONLY		28- 4	.875	4	9- 1	29	31	12	.67207	14	4	4			
DIV. I NON-CONF.		9- 3	.75	52	2- 1	18	21	18	.66274	19	4	4			
<hr/>															
TOTALS	RPI 1-25	RPI 26-50		W-L RECORDS		RPI 51-100		RPI 101-150		RPI 150+					
28- 4	3- 2	4- 1		OVERALL		8- 1		12- 0		1- 0					
14- 1	2- 0	2- 1		HOME		3- 0		6- 0		1- 0					
11- 2	1- 2	1- 0		AWAY		3- 0		6- 0		0- 0					
3- 1	0- 0	1- 0		NEUTRAL		2- 1		0- 0		0- 0					
9- 3	0- 1	4- 1		NON-CONFERENCE		4- 1		0- 0		1- 0					
4- 1	0- 0	2- 1		HOME		1- 0		0- 0		1- 0					
2- 1	0- 1	1- 0		AWAY		1- 0		0- 0		0- 0					
3- 1	0- 0	1- 0		NEUTRAL		2- 1		0- 0		0- 0					
19- 1	3- 1	0- 0		CONFERENCE		4- 0		12- 0		0- 0					
10- 0	2- 0	0- 0		HOME		2- 0		6- 0		0- 0					
9- 1	1- 1	0- 0		AWAY		2- 0		6- 0		0- 0					
0- 0	0- 0	0- 0		NEUTRAL		0- 0		0- 0		0- 0					
RPI	S	Opponent	Score	RPI	S	Opponent	Score	RPI	S	Opponent	Score				
1	A	Illinois	1 3	30	A	Louisville	3 0	62	N	Houston	2 3	104	A	Ole Miss	3 2
11	A	Kentucky	2 3	34	N	Dayton	3 2	65	A	Virginia Tech	3 1	104	H	Ole Miss	3 2
11	H	Kentucky	3 1	40	H	Ohio St.	2 3	66	A	LSU	3 1	113	A	South Carolina	3 1
16	A	Florida	3 2	43	H	Duke	3 1	66	H	LSU	3 0	113	H	South Carolina	3 0
16	H	Florida	3 1	50	H	Ohio	3 2	67	A	Arkansas	3 0	120	A	Auburn	3 1
								67	H	Arkansas	3 0	120	H	Auburn	3 0
								95	N	Seton Hall	3 0	123	A	Georgia	3 1
								97	N	American	3 0	123	H	Georgia	3 0
								100	H	Villanova	3 0	130	A	Mississippi St.	3 0
												130	H	Mississippi St.	3 1
												150	A	Alabama	3 0
												150	H	Alabama	3 0
												168	H	Maryland	3 2
<hr/>															
				LAST 10 GAMES											
40	H	Ohio St.	2 3	150	A	Alabama	3 0								
43	H	Duke	3 1	104	A	Ole Miss	3 2								
11	H	Kentucky	3 1	130	H	Mississippi St.	3 1								
66	H	LSU	3 0	30	A	Louisville	3 0								
67	H	Arkansas	3 0	113	H	South Carolina	3 0								

Non-Div. I Games:

Tennessee

Average RPI Win:		98	WON-LOST RECORD		WINNING PCT. RANK		LAST 10 GAMES		STRENGTH OF SCHEDULE		OPP. STRENGTH OF SCHEDULE		TEAM RPI		ADJ RPI		CONF. RPI		ADJ CONF. RPI					
DIV. I ONLY			27- 6		.81818		17		9- 1		27		13		16		.66567		16		4		4	
DIV. I NON-CONF.			10- 3		.76923		43		3- 1		15		3		12		.68676		12		4		4	
TOTALS		RPI 1-25		RPI 26-50				W-L RECORDS				RPI 51-100				RPI 101-150				RPI 150+				
27- 6		5- 6		2- 0				OVERALL				5- 0				12- 0				3- 0				
16- 3		3- 3		1- 0				HOME				3- 0				6- 0				3- 0				
9- 3		1- 3		0- 0				AWAY				2- 0				6- 0				0- 0				
2- 0		1- 0		1- 0				NEUTRAL				0- 0				0- 0				0- 0				
10- 3		4- 3		2- 0				NON-CONFERENCE				1- 0				0- 0				3- 0				
7- 2		2- 2		1- 0				HOME				1- 0				0- 0				3- 0				
1- 1		1- 1		0- 0				AWAY				0- 0				0- 0				0- 0				
2- 0		1- 0		1- 0				NEUTRAL				0- 0				0- 0				0- 0				
17- 3		1- 3		0- 0				CONFERENCE				4- 0				12- 0				0- 0				
9- 1		1- 1		0- 0				HOME				2- 0				6- 0				0- 0				
8- 2		0- 2		0- 0				AWAY				2- 0				6- 0				0- 0				
0- 0		0- 0		0- 0				NEUTRAL				0- 0				0- 0				0- 0				
RPI	S	Opponent		Score		RPI	S	Opponent		Score		RPI	S	Opponent		Score		RPI	S	Opponent		Score		
1	H	Illinois		1	3	28	H	North Carolina		3	0	54	H	Clemson		3	0	104	A	Ole Miss		3	0	
2	N	Texas		3	2	37	N	Missouri		3	1	66	A	LSU		3	1	104	H	Ole Miss		3	0	
3	H	Iowa St.		2	3							66	H	LSU		3	0	113	A	South Carolina		3	0	
7	H	Florida St.		3	0							67	A	Arkansas		3	2	113	H	South Carolina		3	0	
9	A	UNI		3	1							67	H	Arkansas		3	0	120	A	Auburn		3	0	
11	A	Kentucky		2	3													120	H	Auburn		3	0	
11	H	Kentucky		3	1													123	A	Georgia		3	0	
14	A	Tennessee		1	3													123	H	Georgia		3	0	
14	H	Tennessee		2	3													130	A	Mississippi St.		3	0	
21	A	Stanford		2	3													130	H	Mississippi St.		3	0	
22	H	Michigan		3	0													150	A	Alabama		3	0	
																		150	H	Alabama		3	0	
																		204	H	Boston College		3	0	
																		242	H	Jacksonville		3	0	
																		292	H	Fla. Atlantic		3	0	
LAST 10 GAMES																								
						1	H	Illinois		1	3	120	H	Auburn		3	0							
						22	H	Michigan		3	0	123	H	Georgia		3	0							
						9	A	UNI		3	1	67	A	Arkansas		3	2							
						37	N	Missouri		3	1	66	A	LSU		3	1							
						113	H	South Carolina		3	0	104	H	Ole Miss		3	0							

Non-Div. I Games:

Florida

Average RPI Win:	118	WON-LOST RECORD	WINNING PCT. RANK	LAST 10 GAMES	STRENGTH OF SCHEDULE	OPP. STRENGTH OF SCHEDULE	TEAM RPI	ADJ RPI	CONF. RPI	ADJ CONF. RPI				
DIV. I ONLY		28- 7	.8	19	8- 2	20	57	17	.65731	17	7	7		
DIV. I NON-CONF.		12- 4	.75	52	1- 1	31	30	23	.64731	23	8	8		
<hr/>														
TOTALS	RPI 1-25	RPI 26-50		W-L RECORDS		RPI 51-100		RPI 101-150		RPI 150+				
28- 7	1- 4	8- 1		OVERALL		4- 2		6- 0		9- 0				
12- 3	1- 2	4- 0		HOME		1- 1		3- 0		3- 0				
12- 1	0- 0	2- 1		AWAY		3- 0		2- 0		5- 0				
4- 3	0- 2	2- 0		NEUTRAL		0- 1		1- 0		1- 0				
<hr/>														
12- 4	1- 4	3- 0		NON-CONFERENCE		1- 0		1- 0		6- 0				
5- 2	1- 2	1- 0		HOME		0- 0		1- 0		2- 0				
5- 0	0- 0	1- 0		AWAY		1- 0		0- 0		3- 0				
2- 2	0- 2	1- 0		NEUTRAL		0- 0		0- 0		1- 0				
<hr/>														
16- 3	0- 0	5- 1		CONFERENCE		3- 2		5- 0		3- 0				
7- 1	0- 0	3- 0		HOME		1- 1		2- 0		1- 0				
7- 1	0- 0	1- 1		AWAY		2- 0		2- 0		2- 0				
2- 1	0- 0	1- 0		NEUTRAL		0- 1		1- 0		0- 0				
<hr/>														
RPI	S	Opponent	Score		RPI	S	Opponent	Score		RPI	S	Opponent	Score	
3	H	Iowa St.	1	3	36	A	Ball St.	2	3	70	A	Eastern Mich.	3	1
9	H	UNI	0	3	36	H	Ball St.	3	0	70	H	Eastern Mich.	1	3
18	N	Miami (FL)	1	3	36	N	Ball St.	3	1	74	A	Creighton	3	0
19	N	Texas A&M	1	3	38	H	Marquette	3	0	79	A	Central Mich.	3	1
20	H	Cincinnati	3	0	38	N	Marquette	3	1	79	H	Central Mich.	3	0
					39	A	Western Mich.	3	1	79	N	Central Mich.	2	3
					39	H	Western Mich.	3	0					
					46	A	Milwaukee	3	0					
					50	H	Ohio	3	0					

Non-Div. I Games:

Northern Ill.

Average RPI Win:	109	WON-LOST RECORD	WINNING PCT. RANK	LAST 10 GAMES	STRENGTH OF SCHEDULE	OPP. STRENGTH OF SCHEDULE	TEAM RPI	ADJ RPI	CONF. RPI	ADJ CONF. RPI					
Average RPI Loss:	35														
DIV. I ONLY		26- 5	.83871	10	8- 2	44	37	19	.65294	18	5	5			
DIV. I NON-CONF.		10- 1	.90909	12	1- 1	50	29	16	.66863	17	5	5			
<hr/>															
TOTALS	RPI 1-25	RPI 26-50		W-L RECORDS		RPI 51-100		RPI 101-150		RPI 150+					
26- 5	3- 2	4- 1		OVERALL		6- 2		4- 0		9- 0					
11- 1	1- 0	3- 0		HOME		2- 1		2- 0		3- 0					
10- 4	1- 2	1- 1		AWAY		3- 1		1- 0		4- 0					
5- 0	1- 0	0- 0		NEUTRAL		1- 0		1- 0		2- 0					
<hr/>															
10- 1	2- 1	1- 0		NON-CONFERENCE		2- 0		2- 0		3- 0					
3- 0	0- 0	1- 0		HOME		0- 0		1- 0		1- 0					
2- 1	1- 1	0- 0		AWAY		1- 0		0- 0		0- 0					
5- 0	1- 0	0- 0		NEUTRAL		1- 0		1- 0		2- 0					
<hr/>															
16- 4	1- 1	3- 1		CONFERENCE		4- 2		2- 0		6- 0					
8- 1	1- 0	2- 0		HOME		2- 1		1- 0		2- 0					
8- 3	0- 1	1- 1		AWAY		2- 1		1- 0		4- 0					
0- 0	0- 0	0- 0		NEUTRAL		0- 0		0- 0		0- 0					
<hr/>															
RPI S	Opponent	Score		RPI S	Opponent	Score		RPI S	Opponent	Score		RPI S	Opponent	Score	
3 A	Iowa St.	0	3	28 A	North Carolina	2	3	53 N	UC Santa Barbara	3	0	110 A	North Carolina St.	3	2
7 A	Florida St.	0	3	28 H	North Carolina	3	1	54 A	Clemson	2	3	110 H	North Carolina St.	3	0
7 H	Florida St.	3	1	29 H	Oklahoma	3	1	54 H	Clemson	3	0	120 H	Auburn	3	0
15 A	Pepperdine	3	1	43 A	Duke	3	0	65 A	Virginia Tech	3	0	123 N	Georgia	3	0
17 N	Northern Ill.	3	1	43 H	Duke	3	0	65 H	Virginia Tech	3	0	168 A	Maryland	3	1
								66 A	LSU	3	2	171 A	Wake Forest	3	1
								81 A	Georgia Tech	3	2	171 H	Wake Forest	3	0
								81 H	Georgia Tech	1	3	172 A	Virginia	3	0
												172 H	Virginia	3	0
												204 A	Boston College	3	1
												227 N	La.-Lafayette	3	0
												257 H	Florida A&M	3	0
												262 N	Jacksonville St.	3	0
<hr/>															
				LAST 10 GAMES											
				3 A Iowa St.				0	3	171 A Wake Forest				3	1
				17 N Northern Ill.				3	1	43 A Duke				3	0
				7 H Florida St.				3	1	110 H North Carolina St.				3	0
				54 A Clemson				2	3	28 H North Carolina				3	1
				81 A Georgia Tech				3	2	65 H Virginia Tech				3	0

Non-Div. I Games:

Miami (FL)

Average RPI Win:	91	WON-LOST RECORD	WINNING PCT. RANK	LAST 10 GAMES	STRENGTH OF SCHEDULE	OPP. STRENGTH OF SCHEDULE	TEAM RPI	ADJ RPI	CONF. RPI	ADJ CONF. RPI	
DIV. I ONLY		23- 8	.74194 36	7- 3	18	9	20	.65278 19	1	1	
DIV. I NON-CONF.		12- 3	.8 30	1- 1	72	48	32	.61914 32	2	2	
<hr/>											
TOTALS	RPI 1-25	RPI 26-50		W-L RECORDS	RPI 51-100		RPI 101-150		RPI 150+		
23- 8	3- 6	7- 1		OVERALL	4- 1		4- 0		5- 0		
11- 3	1- 3	4- 0		HOME	4- 0		2- 0		0- 0		
7- 4	1- 3	3- 1		AWAY	0- 0		1- 0		2- 0		
5- 1	1- 0	0- 0		NEUTRAL	0- 1		1- 0		3- 0		
12- 3	1- 2	0- 0		NON-CONFERENCE	4- 1		2- 0		5- 0		
5- 1	0- 1	0- 0		HOME	4- 0		1- 0		0- 0		
2- 1	0- 1	0- 0		AWAY	0- 0		0- 0		2- 0		
5- 1	1- 0	0- 0		NEUTRAL	0- 1		1- 0		3- 0		
11- 5	2- 4	7- 1		CONFERENCE	0- 0		2- 0		0- 0		
6- 2	1- 2	4- 0		HOME	0- 0		1- 0		0- 0		
5- 3	1- 2	3- 1		AWAY	0- 0		1- 0		0- 0		
0- 0	0- 0	0- 0		NEUTRAL	0- 0		0- 0		0- 0		
RPI S	Opponent	Score	RPI S	Opponent	Score	RPI S	Opponent	Score	RPI S	Opponent	Score
2 A	Texas	0 3	29 A	Oklahoma	3 1	72 N	Xavier	2 3	107 H	Houston Baptist	3 0
2 H	Texas	0 3	29 H	Oklahoma	3 2	74 H	Creighton	3 0	115 A	Texas Tech	3 2
3 A	Iowa St.	3 1	37 A	Missouri	1 3	74 H	Creighton	3 1	115 H	Texas Tech	3 0
3 H	Iowa St.	1 3	37 H	Missouri	3 0	80 H	UTSA	3 0	132 N	Toledo	3 0
11 H	Kentucky	0 3	47 A	Kansas	3 2	90 H	Lipscomb	3 1	156 N	Washington St.	3 0
17 N	Northern Ill.	3 1	47 H	Kansas	3 1				162 A	Stephen F. Austin	3 1
22 A	Michigan	0 3	49 A	Baylor	3 1				177 N	Butler	3 0
24 A	Kansas St.	2 3	49 H	Baylor	3 2				209 A	Portland	3 1
24 H	Kansas St.	3 0							263 N	Nevada	3 0
<hr/>											
LAST 10 GAMES											
11 H	Kentucky	0 3	37 H	Missouri	3 0						
90 H	Lipscomb	3 1	49 A	Baylor	3 1						
3 A	Iowa St.	3 1	24 A	Kansas St.	2 3						
2 H	Texas	0 3	115 H	Texas Tech	3 0						
29 A	Oklahoma	3 1	47 H	Kansas	3 1						

Non-Div. I Games:

Texas A&M

Average RPI Win:	116	WON-LOST	WINNING	LAST 10	STRENGTH OF	OPP. STRENGTH	TEAM	ADJ	CONF.	ADJ CONF.	
Average RPI Loss:	23	RECORD	PCT. RANK	GAMES	SCHEDULE	OF SCHEDULE	RPI	RPI	RPI	RPI	
DIV. I ONLY	27- 10	.72973	41	8- 2	8	45	18	.6498	20	12	12
DIV. I NON-CONF.	12- 8	.6	112	2- 2	5	15	19	.66293	18	10	11
<hr/>											
TOTALS	RPI 1-25	RPI 26-50		W-L RECORDS		RPI 51-100		RPI 101-150		RPI 150+	
27- 10	2- 7	3- 2		OVERALL		8- 1		6- 0		8- 0	
10- 1	1- 0	1- 1		HOME		1- 0		3- 0		4- 0	
9- 5	1- 3	1- 1		AWAY		2- 1		1- 0		4- 0	
8- 4	0- 4	1- 0		NEUTRAL		5- 0		2- 0		0- 0	
<hr/>											
12- 8	2- 7	1- 1		NON-CONFERENCE		4- 0		3- 0		2- 0	
4- 1	1- 0	0- 1		HOME		1- 0		1- 0		1- 0	
2- 3	1- 3	0- 0		AWAY		0- 0		0- 0		1- 0	
6- 4	0- 4	1- 0		NEUTRAL		3- 0		2- 0		0- 0	
<hr/>											
15- 2	0- 0	2- 1		CONFERENCE		4- 1		3- 0		6- 0	
6- 0	0- 0	1- 0		HOME		0- 0		2- 0		3- 0	
7- 2	0- 0	1- 1		AWAY		2- 1		1- 0		3- 0	
2- 0	0- 0	0- 0		NEUTRAL		2- 0		0- 0		0- 0	
<hr/>											
RPI S	Opponent	Score		RPI S	Opponent	Score		RPI S	Opponent	Score	
1 A	Illinois	0	3	29 N	Oklahoma	3	1	112 H	Syracuse	3	0
3 N	Iowa St.	1	3	30 A	Louisville	0	3	59 N	Notre Dame	3	0
7 N	Florida St.	2	3	38 A	Marquette	3	2	61 N	Samford	3	2
8 N	Purdue	0	3	38 H	Marquette	3	1	63 N	Rice	3	2
9 N	UNI	1	3	50 H	Ohio	2	3	72 H	Xavier	3	1
10 A	Hawaii	0	3					92 N	Pacific	3	0
11 A	Kentucky	3	0					95 A	Seton Hall	0	3
17 A	Northern Ill.	0	3					100 A	Villanova	3	2
23 H	Western Ky.	3	2					100 N	Villanova	3	0
<hr/>											
LAST 10 GAMES											
7 N	Florida St.	2	3	38 A	Marquette	3	2				
61 N	Samford	3	2	100 N	Villanova	3	0				
143 H	Miami (OH)	3	0	100 A	Villanova	3	2				
50 H	Ohio	2	3	127 A	Georgetown	3	0				
59 N	Notre Dame	3	0	112 H	Syracuse	3	0				

Non-Div. I Games:

Cincinnati

Average RPI Win:	89	WON-LOST RECORD	WINNING PCT. RANK	LAST 10 GAMES	STRENGTH OF SCHEDULE	OPP. STRENGTH OF SCHEDULE	TEAM RPI	ADJ RPI	CONF. RPI	ADJ CONF. RPI	
DIV. I ONLY		22- 8	.73333 40	5- 5	16	12	22	.64922 21	3	3	
DIV. I NON-CONF.		7- 1	.875 17	1- 1	10	11	5	.72215 5	3	3	
<hr/>											
TOTALS	RPI 1-25	RPI 26-50		W-L RECORDS	RPI 51-100		RPI 101-150		RPI 150+		
22- 8	3- 4	3- 4		OVERALL	6- 0		6- 0		4- 0		
13- 4	3- 2	2- 2		HOME	3- 0		3- 0		2- 0		
8- 4	0- 2	1- 2		AWAY	2- 0		3- 0		2- 0		
1- 0	0- 0	0- 0		NEUTRAL	1- 0		0- 0		0- 0		
<hr/>											
7- 1	2- 1	1- 0		NON-CONFERENCE	4- 0		0- 0		0- 0		
5- 1	2- 1	1- 0		HOME	2- 0		0- 0		0- 0		
1- 0	0- 0	0- 0		AWAY	1- 0		0- 0		0- 0		
1- 0	0- 0	0- 0		NEUTRAL	1- 0		0- 0		0- 0		
<hr/>											
15- 7	1- 3	2- 4		CONFERENCE	2- 0		6- 0		4- 0		
8- 3	1- 1	1- 2		HOME	1- 0		3- 0		2- 0		
7- 4	0- 2	1- 2		AWAY	1- 0		3- 0		2- 0		
0- 0	0- 0	0- 0		NEUTRAL	0- 0		0- 0		0- 0		
<hr/>											
RPI S	Opponent	Score	RPI S	Opponent	Score	RPI S	Opponent	Score	RPI S	Opponent	Score
4 A	Southern California	0 3	31 A	Washington	2 3	51 A	Arizona	3 1	106 A	Oregon St.	3 1
4 H	Southern California	3 0	31 H	Washington	3 0	51 H	Arizona	3 1	106 H	Oregon St.	3 1
5 A	UCLA	2 3	32 A	California	1 3	59 H	Notre Dame	3 1	139 A	Utah	3 0
5 H	UCLA	0 3	32 H	California	1 3	63 A	Rice	3 0	139 H	Utah	3 0
13 H	Penn St.	3 1	33 A	Oregon	3 1	68 N	Delaware	3 0	142 A	Arizona St.	3 1
16 H	Florida	3 2	33 H	Oregon	2 3	75 H	Sacred Heart	3 1	142 H	Arizona St.	3 0
22 H	Michigan	1 3	43 H	Duke	3 1						
LAST 10 GAMES											
22 H	Michigan	1 3	156 A	Washington St.	3 1						
75 H	Sacred Heart	3 1	31 A	Washington	2 3						
32 H	California	1 3	139 A	Utah	3 0						
106 H	Oregon St.	3 1	185 A	Colorado	3 1						
33 H	Oregon	2 3	5 H	UCLA	0 3						

Average RPI Win: 82		WON-LOST	WINNING	LAST 10	STRENGTH OF		OPP. STRENGTH	TEAM	ADJ	CONF.	ADJ CONF.
Average RPI Loss: 20		RECORD	PCT. RANK	GAMES	SCHEDULE		OF SCHEDULE	RPI	RPI	RPI	RPI
DIV. I ONLY		22- 13	.62857	94	7		6	25	.6399	22	2
DIV. I NON-CONF.		14- 1	.93333	5	14		19	6	.71882	7	1
TOTALS		RPI 1-25	RPI 26-50		W-L RECORDS		RPI 51-100		RPI 101-150		RPI 150+
22- 13		5- 9	3- 2		OVERALL		5- 2		8- 0		1- 0
7- 6		1- 4	1- 1		HOME		2- 1		3- 0		0- 0
9- 7		2- 5	1- 1		AWAY		3- 1		3- 0		0- 0
6- 0		2- 0	1- 0		NEUTRAL		0- 0		2- 0		1- 0
14- 1		4- 1	2- 0		NON-CONFERENCE		3- 0		4- 0		1- 0
3- 0		1- 0	0- 0		HOME		1- 0		1- 0		0- 0
5- 1		1- 1	1- 0		AWAY		2- 0		1- 0		0- 0
6- 0		2- 0	1- 0		NEUTRAL		0- 0		2- 0		1- 0
8- 12		1- 8	1- 2		CONFERENCE		2- 2		4- 0		0- 0
4- 6		0- 4	1- 1		HOME		1- 1		2- 0		0- 0
4- 6		1- 4	0- 1		AWAY		1- 1		2- 0		0- 0
0- 0		0- 0	0- 0		NEUTRAL		0- 0		0- 0		0- 0
RPI S	Opponent	Score	RPI S	Opponent	Score	RPI S	Opponent	Score	RPI S	Opponent	Score
1 A	Illinois	1 3	34 A	Dayton	3 0	57 A	Wisconsin	1 3	102 A	Utah Valley	3 0
1 H	Illinois	1 3	35 A	Michigan St.	1 3	57 H	Wisconsin	1 3	108 N	Cal Poly	3 0
6 A	Nebraska	1 3	35 H	Michigan St.	3 1	72 H	Xavier	3 1	118 N	Santa Clara	3 1
6 H	Nebraska	0 3	40 H	Ohio St.	1 3	78 A	Northwestern	3 2	132 H	Toledo	3 1
7 N	Florida St.	3 0	49 N	Baylor	3 1	78 H	Northwestern	3 2	140 A	Iowa	3 2
8 A	Purdue	0 3				86 A	Morehead St.	3 1	140 H	Iowa	3 0
8 H	Purdue	2 3				86 A	Morehead St.	3 0	141 A	Indiana	3 0
12 A	Minnesota	3 0							141 H	Indiana	3 0
12 H	Minnesota	2 3							187 N	Marshall	3 0
13 A	Penn St.	0 3									
15 N	Pepperdine	3 2									
16 A	Florida	0 3									
19 H	Texas A&M	3 0									
21 A	Stanford	3 1									
LAST 10 GAMES											
16 A	Florida	0 3	1 H	Illinois	1 3						
21 A	Stanford	3 1	78 H	Northwestern	3 2						
49 N	Baylor	3 1	12 A	Minnesota	3 0						
40 H	Ohio St.	1 3	57 A	Wisconsin	1 3						
35 H	Michigan St.	3 1	140 A	Iowa	3 2						

Non-Div. I Games:

Michigan

Average RPI Win:	147	WON-LOST RECORD	WINNING PCT. RANK	LAST 10 GAMES	STRENGTH OF SCHEDULE	OPP. STRENGTH OF SCHEDULE	TEAM RPI	ADJ RPI	CONF. RPI	ADJ CONF. RPI			
DIV. I ONLY		31- 4	.88571	3	9- 1	53	109	21	.63778	23	16	16	
DIV. I NON-CONF.		13- 3	.8125	28	0- 1	32	56	22	.65084	22	16	16	
<hr/>													
TOTALS	RPI 1-25	RPI 26-50		W-L RECORDS		RPI 51-100		RPI 101-150		RPI 150+			
31- 4	0- 2	4- 2		OVERALL		9- 0		2- 0		16- 0			
12- 1	0- 0	0- 1		HOME		4- 0		0- 0		8- 0			
10- 2	0- 2	1- 0		AWAY		3- 0		1- 0		5- 0			
9- 1	0- 0	3- 1		NEUTRAL		2- 0		1- 0		3- 0			
<hr/>													
13- 3	0- 2	2- 1		NON-CONFERENCE		6- 0		1- 0		4- 0			
4- 0	0- 0	0- 0		HOME		2- 0		0- 0		2- 0			
3- 2	0- 2	0- 0		AWAY		2- 0		1- 0		0- 0			
6- 1	0- 0	2- 1		NEUTRAL		2- 0		0- 0		2- 0			
<hr/>													
18- 1	0- 0	2- 1		CONFERENCE		3- 0		1- 0		12- 0			
8- 1	0- 0	0- 1		HOME		2- 0		0- 0		6- 0			
7- 0	0- 0	1- 0		AWAY		1- 0		0- 0		5- 0			
3- 0	0- 0	1- 0		NEUTRAL		0- 0		1- 0		1- 0			
<hr/>													
RPI	S	Opponent	Score	RPI	S	Opponent	Score	RPI	S	Opponent	Score		
11	A	Kentucky	0 3	37	N	Missouri	3 1	65	N	Virginia Tech	3 0		
20	A	Cincinnati	2 3	38	N	Marquette	1 3	66	H	LSU	3 1		
				48	A	Middle Tenn.	3 2	72	H	Xavier	3 1		
				48	H	Middle Tenn.	1 3	90	A	Lipscomb	3 0		
				48	N	Middle Tenn.	3 1	93	A	FIU	3 0		
				50	N	Ohio	3 1	93	H	FIU	3 0		
								93	H	FIU	3 0		
								97	A	American	3 0		
								100	N	Villanova	3 0		
										119	N	Arkansas St.	3 0
										124	A	Belmont	3 1
										153	H	Denver	3 0
										159	N	Sacramento St.	3 0
										165	H	North Texas	3 0
										169	A	Troy	3 0
										169	H	Troy	3 0
										169	N	Troy	3 0
										171	H	Wake Forest	3 0
										181	H	Tennessee St.	3 0
										216	A	South Ala.	3 0
										216	H	South Ala.	3 0
										227	A	La.-Lafayette	3 0
										229	H	UALR	3 2
										256	A	La.-Monroe	3 0
										286	N	Murray St.	3 0
										292	A	Fla. Atlantic	3 0
										292	H	Fla. Atlantic	3 0
<hr/>													
LAST 10 GAMES													
				38	N	Marquette	1 3	169	A	Troy	3 0		
				48	N	Middle Tenn.	3 1	216	A	South Ala.	3 0		
				93	H	FIU	3 0	165	H	North Texas	3 0		
				169	N	Troy	3 0	153	H	Denver	3 0		
				48	A	Middle Tenn.	3 2	256	A	La.-Monroe	3 0		

Non-Div. I Games:

Western Ky.

Average RPI Win:	93	WON-LOST	WINNING	LAST 10	STRENGTH OF	OPP. STRENGTH	TEAM	ADJ	CONF.	ADJ CONF.	
Average RPI Loss:	26	RECORD	PCT. RANK	GAMES	SCHEDULE	OF SCHEDULE	RPI	RPI	RPI	RPI	
DIV. I ONLY	22- 11	.66667	70	6- 4	14	11	26	.63704	24	1	1
DIV. I NON-CONF.	13- 4	.76471	48	2- 1	57	41	31	.62251	31	2	2
<hr/>											
TOTALS	RPI 1-25	RPI 26-50		W-L RECORDS		RPI 51-100		RPI 101-150		RPI 150+	
22- 11	2- 6	8- 3		OVERALL		2- 2		5- 0		5- 0	
10- 3	1- 2	4- 0		HOME		1- 1		3- 0		1- 0	
6- 6	1- 3	3- 2		AWAY		1- 1		1- 0		0- 0	
6- 2	0- 1	1- 1		NEUTRAL		0- 0		1- 0		4- 0	
<hr/>											
13- 4	1- 1	2- 1		NON-CONFERENCE		2- 2		3- 0		5- 0	
4- 1	0- 0	0- 0		HOME		1- 1		2- 0		1- 0	
3- 1	1- 0	1- 0		AWAY		1- 1		0- 0		0- 0	
6- 2	0- 1	1- 1		NEUTRAL		0- 0		1- 0		4- 0	
<hr/>											
9- 7	1- 5	6- 2		CONFERENCE		0- 0		2- 0		0- 0	
6- 2	1- 2	4- 0		HOME		0- 0		1- 0		0- 0	
3- 5	0- 3	2- 2		AWAY		0- 0		1- 0		0- 0	
0- 0	0- 0	0- 0		NEUTRAL		0- 0		0- 0		0- 0	
<hr/>											
RPI S	Opponent	Score	RPI S	Opponent	Score	RPI S	Opponent	Score	RPI S	Opponent	Score
2 A	Texas	1 3	29 A	Oklahoma	1 3	55 A	St. Mary's (CA)	3 1	102 N	Utah Valley	3 0
2 H	Texas	0 3	29 H	Oklahoma	3 2	57 H	BYU	0 3	105 H	Idaho	3 0
3 A	Iowa St.	0 3	30 N	Louisville	0 3	74 H	Creighton	3 2	115 A	Texas Tech	3 0
3 H	Iowa St.	0 3	37 A	Missouri	3 2	81 A	Georgia Tech	1 3	115 H	Texas Tech	3 1
6 A	Nebraska	3 2	37 H	Missouri	3 2				128 H	Ga. Southern	3 0
15 N	Pepperdine	0 3	44 N	Wichita St.	3 0				159 N	Sacramento St.	3 1
19 A	Texas A&M	0 3	45 A	Missouri St.	3 2				166 N	South Dakota St.	3 0
19 H	Texas A&M	3 2	47 A	Kansas	3 1				179 N	Hofstra	3 1
			47 H	Kansas	3 1				195 H	Drake	3 2
			49 A	Baylor	2 3				298 N	Tennessee Tech	3 0
			49 H	Baylor	3 0						
<hr/>											
LAST 10 GAMES											
15 N	Pepperdine	0 3	3 A	Iowa St.	0 3						
6 A	Nebraska	3 2	2 A	Texas	1 3						
44 N	Wichita St.	3 0	29 H	Oklahoma	3 2						
47 H	Kansas	3 1	19 H	Texas A&M	3 2						
115 H	Texas Tech	3 1	49 A	Baylor	2 3						

Non-Div. I Games:

Kansas St.

Average RPI Win:	115	WON-LOST RECORD	WINNING PCT. RANK	LAST 10 GAMES	STRENGTH OF SCHEDULE	OPP. STRENGTH OF SCHEDULE	TEAM RPI	ADJ RPI	CONF. RPI	ADJ CONF. RPI						
DIV. I ONLY		28- 5	.84848	9	6- 4	70	53	24	.63264	26	6	6				
DIV. I NON-CONF.		16- 1	.94118	2	1- 1	51	45	14	.66971	15	6	6				
<hr/>																
TOTALS	RPI 1-25	RPI 26-50		W-L RECORDS		RPI 51-100		RPI 101-150		RPI 150+						
28- 5	0- 3	4- 0		OVERALL		6- 2		12- 0		6- 0						
14- 2	0- 1	1- 0		HOME		4- 1		5- 0		4- 0						
9- 3	0- 2	2- 0		AWAY		2- 1		3- 0		2- 0						
5- 0	0- 0	1- 0		NEUTRAL		0- 0		4- 0		0- 0						
<hr/>																
16- 1	0- 1	4- 0		NON-CONFERENCE		2- 0		8- 0		2- 0						
8- 0	0- 0	1- 0		HOME		2- 0		3- 0		2- 0						
3- 1	0- 1	2- 0		AWAY		0- 0		1- 0		0- 0						
5- 0	0- 0	1- 0		NEUTRAL		0- 0		4- 0		0- 0						
<hr/>																
12- 4	0- 2	0- 0		CONFERENCE		4- 2		4- 0		4- 0						
6- 2	0- 1	0- 0		HOME		2- 1		2- 0		2- 0						
6- 2	0- 1	0- 0		AWAY		2- 1		2- 0		2- 0						
0- 0	0- 0	0- 0		NEUTRAL		0- 0		0- 0		0- 0						
<hr/>																
RPI	S	Opponent	Score		RPI	S	Opponent	Score		RPI	S	Opponent	Score			
5	A	UCLA	1	3	28	A	North Carolina	3	0	53	H	UC Santa Barbara	3	0		
15	A	Pepperdine	0	3	41	N	Long Beach St.	3	1	55	A	St. Mary's (CA)	3	2		
15	H	Pepperdine	0	3	43	A	Duke	3	1	55	H	St. Mary's (CA)	2	3		
					45	H	Missouri St.	3	0	57	A	BYU	3	1		
										57	H	BYU	3	0		
										76	H	Northeastern	3	0		
										89	A	San Francisco	0	3		
										89	H	San Francisco	3	1		
												101	H	San Diego St.	3	2
												108	N	Cal Poly	3	2
												116	H	George Washington	3	0
												118	A	Santa Clara	3	2
												118	H	Santa Clara	3	0
												126	A	Loyola Marymount	3	1
												126	H	Loyola Marymount	3	1
												128	N	Ga. Southern	3	1
												135	A	Fresno St.	3	0
												141	H	Indiana	3	0
												142	N	Arizona St.	3	0
												148	N	Long Island	3	0
												161	H	UC Irvine	3	0
												188	H	UC Riverside	3	0
												198	A	Gonzaga	3	1
												198	H	Gonzaga	3	1
												209	A	Portland	3	0
												209	H	Portland	3	0
<hr/>																
LAST 10 GAMES																
5	A	UCLA	1	3	209	A	Portland	3	0							
41	N	Long Beach St.	3	1	198	A	Gonzaga	3	1							
15	H	Pepperdine	0	3	89	H	San Francisco	3	1							
118	H	Santa Clara	3	0	55	H	St. Mary's (CA)	2	3							
126	A	Loyola Marymount	3	1	15	A	Pepperdine	0	3							

Non-Div. I Games:

San Diego

Average RPI Win:		129	WON-LOST RECORD		WINNING PCT. RANK		LAST 10 GAMES		STRENGTH OF SCHEDULE		OPP. STRENGTH OF SCHEDULE		TEAM RPI		ADJ RPI		CONF. RPI		ADJ CONF. RPI					
Average RPI Loss:		63																						
DIV. I ONLY			24- 6		.8		19		8- 2		48		85		27		.62337		27		8		9	
DIV. I NON-CONF.			9- 4		.69231		73		2- 1		27		50		30		.62685		30		12		12	
TOTALS			RPI 1-25		RPI 26-50		W-L RECORDS		RPI 51-100		RPI 101-150		RPI 150+											
24- 6			1- 1		2- 2		OVERALL		7- 2		7- 0		7- 1											
11- 1			1- 0		0- 1		HOME		4- 0		3- 0		3- 0											
7- 5			0- 1		0- 1		AWAY		2- 2		3- 0		2- 1											
6- 0			0- 0		2- 0		NEUTRAL		1- 0		1- 0		2- 0											
9- 4			1- 1		2- 2		NON-CONFERENCE		4- 0		0- 0		2- 1											
4- 1			1- 0		0- 1		HOME		2- 0		0- 0		1- 0											
2- 3			0- 1		0- 1		AWAY		2- 0		0- 0		0- 1											
3- 0			0- 0		2- 0		NEUTRAL		0- 0		0- 0		1- 0											
15- 2			0- 0		0- 0		CONFERENCE		3- 2		7- 0		5- 0											
7- 0			0- 0		0- 0		HOME		2- 0		3- 0		2- 0											
5- 2			0- 0		0- 0		AWAY		0- 2		3- 0		2- 0											
3- 0			0- 0		0- 0		NEUTRAL		1- 0		1- 0		1- 0											
RPI	S	Opponent		Score		RPI	S	Opponent		Score		RPI	S	Opponent		Score		RPI	S	Opponent		Score		
6	H	Nebraska		3	2	29	A	Oklahoma		0	3	56	A	TCU		2	3	101	A	San Diego St.		3	1	
10	A	Hawaii		1	3	33	N	Oregon		3	2	56	H	TCU		3	0	101	H	San Diego St.		3	0	
						44	H	Wichita St.		1	3	60	A	New Mexico St.		3	1	117	A	New Mexico		3	2	
						48	N	Middle Tenn.		3	0	67	A	Arkansas		3	0	117	H	New Mexico		3	0	
												83	A	Wyoming		2	3	144	A	UNLV		3	2	
												83	H	Wyoming		3	0	144	H	UNLV		3	0	
												83	N	Wyoming		3	0	144	N	UNLV		3	0	
												85	H	Albany (NY)		3	0	153	A	Denver		1	3	
												99	H	Northern Colo.		3	0	158	A	Boise St.		3	0	
																		158	H	Boise St.		3	0	
																		248	A	Air Force		3	0	
																		248	H	Air Force		3	0	
																		248	N	Air Force		3	0	
																		265	N	McNeese St.		3	0	
																		283	H	Seattle		3	0	
						LAST 10 GAMES																		
						10	A	Hawaii		1	3	248	N	Air Force		3	0							
						33	N	Oregon		3	2	117	A	New Mexico		3	2							
						60	A	New Mexico St.		3	1	56	A	TCU		2	3							
						144	N	UNLV		3	0	83	H	Wyoming		3	0							
						83	N	Wyoming		3	0	144	H	UNLV		3	0							

Non-Div. I Games:

Colorado St.

Average RPI Win:	115	WON-LOST RECORD	WINNING PCT. RANK	LAST 10 GAMES	STRENGTH OF SCHEDULE	OPP. STRENGTH OF SCHEDULE	TEAM RPI	ADJ RPI	CONF. RPI	ADJ CONF. RPI					
DIV. I ONLY		24- 9	.72727	42	6- 4	36	36	28	.62019	28	5	5			
DIV. I NON-CONF.		9- 4	.69231	73	1- 1	22	25	24	.63505	24	5	5			
<hr/>															
TOTALS	RPI 1-25	RPI 26-50		W-L RECORDS		RPI 51-100		RPI 101-150		RPI 150+					
24- 9	1- 6	2- 2		OVERALL		7- 1		7- 0		7- 0					
12- 3	1- 2	0- 1		HOME		4- 0		4- 0		3- 0					
8- 6	0- 4	1- 1		AWAY		2- 1		1- 0		4- 0					
4- 0	0- 0	1- 0		NEUTRAL		1- 0		2- 0		0- 0					
<hr/>															
9- 4	0- 3	2- 1		NON-CONFERENCE		2- 0		5- 0		0- 0					
4- 2	0- 1	0- 1		HOME		1- 0		3- 0		0- 0					
1- 2	0- 2	1- 0		AWAY		0- 0		0- 0		0- 0					
4- 0	0- 0	1- 0		NEUTRAL		1- 0		2- 0		0- 0					
<hr/>															
15- 5	1- 3	0- 1		CONFERENCE		5- 1		2- 0		7- 0					
8- 1	1- 1	0- 0		HOME		3- 0		1- 0		3- 0					
7- 4	0- 2	0- 1		AWAY		2- 1		1- 0		4- 0					
0- 0	0- 0	0- 0		NEUTRAL		0- 0		0- 0		0- 0					
<hr/>															
RPI	S	Opponent	Score	RPI	S	Opponent	Score	RPI	S	Opponent	Score	RPI	S	Opponent	Score
7	A	Florida St.	1 3	26	H	San Diego	0 3	54	A	Clemson	3 2	110	A	North Carolina St.	3 1
7	H	Florida St.	1 3	32	N	California	3 2	54	H	Clemson	3 0	110	H	North Carolina St.	3 2
15	A	Pepperdine	0 3	39	A	Western Mich.	3 0	65	A	Virginia Tech	1 3	120	N	Auburn	3 0
16	A	Florida	0 3	43	A	Duke	0 3	65	H	Virginia Tech	3 0	128	H	Ga. Southern	3 0
18	A	Miami (FL)	1 3					81	A	Georgia Tech	3 0	142	H	Arizona St.	3 0
18	H	Miami (FL)	3 2					81	H	Georgia Tech	3 1	143	H	Miami (OH)	3 0
25	H	Tulsa	1 3					82	H	Saint Louis	3 0	145	N	Liberty	3 1
								95	N	Seton Hall	3 0	168	A	Maryland	3 0
												168	H	Maryland	3 0
												171	A	Wake Forest	3 1
												172	A	Virginia	3 1
												172	H	Virginia	3 0
												204	A	Boston College	3 0
												204	H	Boston College	3 0
<hr/>															
				LAST 10 GAMES											
				15	A	Pepperdine	0 3	54	H	Clemson	3 0				
				32	N	California	3 2	81	H	Georgia Tech	3 1				
				110	A	North Carolina St.	3 1	7	A	Florida St.	1 3				
				172	A	Virginia	3 1	18	A	Miami (FL)	1 3				
				65	A	Virginia Tech	1 3	204	H	Boston College	3 0				

Non-Div. I Games:

North Carolina

Average RPI Win: 117		WON-LOST	WINNING	LAST 10	STRENGTH OF		OPP. STRENGTH	TEAM	ADJ	CONF.	ADJ CONF.
Average RPI Loss: 22		RECORD	PCT. RANK	GAMES	SCHEDULE		OF SCHEDULE	RPI	RPI	RPI	RPI
DIV. I ONLY		21- 12	.63636	90	21		27	33	.61732	29	1
DIV. I NON-CONF.		13- 4	.76471	48	70		101	43	.60392	42	2
TOTALS		RPI 1-25	RPI 26-50		W-L RECORDS		RPI 51-100		RPI 101-150		RPI 150+
21- 12	2- 9	6- 3		OVERALL		3- 0		4- 0		6- 0	
14- 3	2- 2	4- 1		HOME		3- 0		1- 0		4- 0	
4- 7	0- 5	2- 2		AWAY		0- 0		1- 0		1- 0	
3- 2	0- 2	0- 0		NEUTRAL		0- 0		2- 0		1- 0	
13- 4	0- 3	2- 1		NON-CONFERENCE		3- 0		2- 0		6- 0	
9- 0	0- 0	2- 0		HOME		3- 0		0- 0		4- 0	
1- 2	0- 1	0- 1		AWAY		0- 0		0- 0		1- 0	
3- 2	0- 2	0- 0		NEUTRAL		0- 0		2- 0		1- 0	
8- 8	2- 6	4- 2		CONFERENCE		0- 0		2- 0		0- 0	
5- 3	2- 2	2- 1		HOME		0- 0		1- 0		0- 0	
3- 5	0- 4	2- 1		AWAY		0- 0		1- 0		0- 0	
0- 0	0- 0	0- 0		NEUTRAL		0- 0		0- 0		0- 0	
RPI S	Opponent	Score	RPI S	Opponent	Score	RPI S	Opponent	Score	RPI S	Opponent	Score
2 A	Texas	1 3	27 H	Colorado St.	3 0	67 H	Arkansas	3 1	115 A	Texas Tech	3 2
2 H	Texas	3 2	37 A	Missouri	0 3	87 H	Oral Roberts	3 0	115 H	Texas Tech	3 0
3 A	Iowa St.	1 3	37 H	Missouri	3 2	96 H	SMU	3 0	120 N	Auburn	3 0
3 H	Iowa St.	1 3	44 A	Wichita St.	2 3				136 N	Sam Houston St.	3 0
18 A	Miami (FL)	1 3	45 H	Missouri St.	3 1				158 H	Boise St.	3 2
19 A	Texas A&M	2 3	47 A	Kansas	3 1				165 A	North Texas	3 0
19 H	Texas A&M	1 3	47 H	Kansas	3 2				229 H	UALR	3 0
20 N	Cincinnati	1 3	49 A	Baylor	3 1				257 N	Florida A&M	3 0
24 A	Kansas St.	2 3	49 H	Baylor	1 3				320 H	Ark.-Pine Bluff	3 0
24 H	Kansas St.	3 1							322 H	Texas Southern	3 0
25 N	Tulsa	1 3									
LAST 10 GAMES											
25 N	Tulsa	1 3	49 H	Baylor	1 3						
2 A	Texas	1 3	24 A	Kansas St.	2 3						
115 H	Texas Tech	3 0	3 H	Iowa St.	1 3						
19 H	Texas A&M	1 3	37 A	Missouri	0 3						
47 A	Kansas	3 1	24 H	Kansas St.	3 1						

Non-Div. I Games:

Oklahoma

Average RPI Win:		134	WON-LOST RECORD		WINNING PCT. RANK		LAST 10 GAMES		STRENGTH OF SCHEDULE		OPP. STRENGTH OF SCHEDULE		TEAM RPI		ADJ RPI		CONF. RPI		ADJ CONF. RPI	
DIV. I ONLY			24- 9		.72727 42		7- 3		50		59		37		.61527 30		12		12	
DIV. I NON-CONF.			10- 7		.58824 125		2- 2		30		22		46		.60733 38		10		11	
TOTALS		RPI 1-25		RPI 26-50		W-L RECORDS		RPI 51-100		RPI 101-150		RPI 150+								
24- 9		2- 5		4- 0		OVERALL		4- 3		4- 1		10- 0								
10- 2		1- 1		2- 0		HOME		1- 0		2- 1		4- 0								
8- 5		0- 3		1- 0		AWAY		3- 2		1- 0		3- 0								
6- 2		1- 1		1- 0		NEUTRAL		0- 1		1- 0		3- 0								
10- 7		1- 5		3- 0		NON-CONFERENCE		1- 2		1- 0		4- 0								
4- 1		0- 1		1- 0		HOME		1- 0		1- 0		1- 0								
1- 5		0- 3		1- 0		AWAY		0- 2		0- 0		0- 0								
5- 1		1- 1		1- 0		NEUTRAL		0- 0		0- 0		3- 0								
14- 2		1- 0		1- 0		CONFERENCE		3- 1		3- 1		6- 0								
6- 1		1- 0		1- 0		HOME		0- 0		1- 1		3- 0								
7- 0		0- 0		0- 0		AWAY		3- 0		1- 0		3- 0								
1- 1		0- 0		0- 0		NEUTRAL		0- 1		1- 0		0- 0								
RPI	S	Opponent		Score		RPI	S	Opponent		Score		RPI	S	Opponent		Score				
1	A	Illinois		2	3	36	N	Ball St.		3	0	104	H	Ole Miss		3	0			
8	A	Purdue		1	3	38	H	Marquette		3	0	112	H	Syracuse		3	1			
8	N	Purdue		2	3	44	H	Wichita St.		3	1	125	H	Pittsburgh		1	3			
11	A	Kentucky		0	3	50	A	Ohio		3	1	125	N	Pittsburgh		3	1			
14	H	Tennessee		0	3							127	A	Georgetown		3	0			
20	H	Cincinnati		3	0							154	A	South Fla.		3	0			
24	N	Kansas St.		3	0							172	N	Virginia		3	1			
												183	H	Connecticut		3	0			
												187	N	Marshall		3	0			
												194	H	West Virginia		3	1			
												236	A	Rutgers		3	0			
												252	H	St. John's (NY)		3	0			
												255	A	DePaul		3	0			
												275	H	Eastern Ill.		3	0			
												298	N	Tennessee Tech		3	0			
LAST 10 GAMES																				
8	A	Purdue		1	3	127	A	Georgetown		3	0									
36	N	Ball St.		3	0	100	A	Villanova		3	2									
86	H	Morehead St.		3	0	38	H	Marquette		3	0									
59	N	Notre Dame		1	3	112	H	Syracuse		3	1									
125	N	Pittsburgh		3	1	14	H	Tennessee		0	3									

Non-Div. I Games:

Louisville

Average RPI Win:		131	WON-LOST	WINNING	LAST 10	STRENGTH OF		OPP. STRENGTH	TEAM	ADJ	CONF.	ADJ CONF.
Average RPI Loss:		18	RECORD	PCT. RANK	GAMES	SCHEDULE		OF SCHEDULE	RPI	RPI	RPI	RPI
DIV. I ONLY			24- 8	.75	35	65		38	29	.61461	31	3
DIV. I NON-CONF.			9- 1	.9	14	120		144	35	.61206	34	3
TOTALS		RPI 1-25	RPI 26-50		W-L RECORDS		RPI 51-100		RPI 101-150		RPI 150+	
24- 8	2- 5		3- 3	OVERALL		2- 0		7- 0		10- 0		
11- 2	2- 1		1- 1	HOME		1- 0		4- 0		3- 0		
8- 6	0- 4		1- 2	AWAY		1- 0		3- 0		3- 0		
5- 0	0- 0		1- 0	NEUTRAL		0- 0		0- 0		4- 0		
9- 1	0- 1		2- 0	NON-CONFERENCE		0- 0		1- 0		6- 0		
2- 0	0- 0		0- 0	HOME		0- 0		1- 0		1- 0		
2- 1	0- 1		1- 0	AWAY		0- 0		0- 0		1- 0		
5- 0	0- 0		1- 0	NEUTRAL		0- 0		0- 0		4- 0		
15- 7	2- 4		1- 3	CONFERENCE		2- 0		6- 0		4- 0		
9- 2	2- 1		1- 1	HOME		1- 0		3- 0		2- 0		
6- 5	0- 3		0- 2	AWAY		1- 0		3- 0		2- 0		
0- 0	0- 0		0- 0	NEUTRAL		0- 0		0- 0		0- 0		
RPI S	Opponent	Score	RPI S	Opponent	Score	RPI S	Opponent	Score	RPI S	Opponent	Score	
4 A	Southern California	0 3	32 A	California	1 3	51 A	Arizona	3 0	106 A	Oregon St.	3 0	
4 H	Southern California	0 3	32 H	California	1 3	51 H	Arizona	3 0	106 H	Oregon St.	3 0	
5 A	UCLA	0 3	33 A	Oregon	0 3				135 H	Fresno St.	3 0	
5 H	UCLA	3 0	33 H	Oregon	3 0				139 A	Utah	3 0	
12 A	Minnesota	2 3	39 N	Western Mich.	3 1				139 H	Utah	3 0	
21 A	Stanford	0 3	41 A	Long Beach St.	3 1				142 A	Arizona St.	3 0	
21 H	Stanford	3 2							142 H	Arizona St.	3 2	
									156 A	Washington St.	3 2	
									156 H	Washington St.	3 0	
									158 N	Boise St.	3 0	
									176 N	Portland St.	3 0	
									185 A	Colorado	3 0	
									185 H	Colorado	3 0	
									198 A	Gonzaga	3 0	
									205 N	UMBC	3 0	
									283 H	Seattle	3 0	
									297 N	Prairie View	3 0	
LAST 10 GAMES												
12 A	Minnesota	2 3	139 A	Utah	3 0							
39 N	Western Mich.	3 1	32 H	California	1 3							
156 A	Washington St.	3 2	21 H	Stanford	3 2							
156 H	Washington St.	3 0	4 A	Southern California	0 3							
185 A	Colorado	3 0	5 A	UCLA	0 3							

Non-Div. I Games:

Washington

Average RPI Win:	130	WON-LOST RECORD	WINNING PCT. RANK	LAST 10 GAMES	STRENGTH OF SCHEDULE	OPP. STRENGTH OF SCHEDULE	TEAM RPI	ADJ RPI	CONF. RPI	ADJ CONF. RPI					
Average RPI Loss:	26	26- 7	.78788	23	5- 5	93	34	31	.61399	32	3	3			
DIV. I ONLY		10- 1	.90909	12	0- 1	203	115	56	.58338	59	3	3			
DIV. I NON-CONF.															
<hr/>															
TOTALS	RPI 1-25	RPI 26-50		W-L RECORDS		RPI 51-100		RPI 101-150		RPI 150+					
26- 7	2- 4	3- 2		OVERALL		3- 0		7- 1		11- 0					
14- 4	1- 2	1- 1		HOME		2- 0		3- 1		7- 0					
10- 2	1- 2	2- 0		AWAY		1- 0		3- 0		3- 0					
2- 1	0- 0	0- 1		NEUTRAL		0- 0		1- 0		1- 0					
10- 1	0- 0	0- 1		NON-CONFERENCE		1- 0		2- 0		7- 0					
7- 0	0- 0	0- 0		HOME		1- 0		1- 0		5- 0					
1- 0	0- 0	0- 0		AWAY		0- 0		0- 0		1- 0					
2- 1	0- 0	0- 1		NEUTRAL		0- 0		1- 0		1- 0					
16- 6	2- 4	3- 1		CONFERENCE		2- 0		5- 1		4- 0					
7- 4	1- 2	1- 1		HOME		1- 0		2- 1		2- 0					
9- 2	1- 2	2- 0		AWAY		1- 0		3- 0		2- 0					
0- 0	0- 0	0- 0		NEUTRAL		0- 0		0- 0		0- 0					
RPI	S	Opponent	Score	RPI	S	Opponent	Score	RPI	S	Opponent	Score	RPI	S	Opponent	Score
4	A	Southern California	0 3	28	N	North Carolina	2 3	51	A	Arizona	3 0	106	A	Oregon St.	3 1
4	H	Southern California	0 3	31	A	Washington	3 1	51	H	Arizona	3 0	106	H	Oregon St.	2 3
5	A	UCLA	1 3	31	H	Washington	3 1	93	H	FIU	3 0	127	H	Georgetown	3 0
5	H	UCLA	1 3	33	A	Oregon	3 0					139	A	Utah	3 2
21	A	Stanford	3 1	33	H	Oregon	2 3					139	H	Utah	3 0
21	H	Stanford	3 1									142	A	Arizona St.	3 0
												142	H	Arizona St.	3 1
												148	N	Long Island	3 0
												156	A	Washington St.	3 0
												156	H	Washington St.	3 0
												159	H	Sacramento St.	3 0
												164	H	Fairfield	3 0
												172	A	Virginia	3 0
												185	A	Colorado	3 1
												185	H	Colorado	3 0
												188	H	UC Riverside	3 0
												201	H	Texas-Arlington	3 0
												263	H	Nevada	3 0
												274	N	East Carolina	3 0
				LAST 10 GAMES											
				28	N	North Carolina	2 3	156	A	Washington St.	3 0				
				21	A	Stanford	3 1	185	A	Colorado	3 1				
				33	H	Oregon	2 3	139	A	Utah	3 2				
				106	H	Oregon St.	2 3	4	H	Southern California	0 3				
				31	A	Washington	3 1	5	H	UCLA	1 3				

Non-Div. I Games:

California

Average RPI Win: 109		WON-LOST	WINNING	LAST 10	STRENGTH OF		OPP. STRENGTH	TEAM	ADJ	CONF.	ADJ CONF.
Average RPI Loss: 38		RECORD	PCT. RANK	GAMES	SCHEDULE		OF SCHEDULE	RPI	RPI	RPI	RPI
DIV. I ONLY		21- 10	.67742	66	7- 3		34	25	32	.61351	33
DIV. I NON-CONF.		7- 2	.77778	41	0- 1		44	49	26	.63133	27
TOTALS		RPI 1-25	RPI 26-50		W-L RECORDS		RPI 51-100		RPI 101-150		RPI 150+
21- 10	3- 5	2- 3		OVERALL		4- 0		6- 2		6- 0	
10- 4	1- 2	1- 1		HOME		1- 0		3- 1		4- 0	
10- 4	2- 2	1- 1		AWAY		3- 0		2- 1		2- 0	
1- 2	0- 1	0- 1		NEUTRAL		0- 0		1- 0		0- 0	
7- 2	1- 1	0- 1		NON-CONFERENCE		2- 0		2- 0		2- 0	
3- 0	0- 0	0- 0		HOME		0- 0		1- 0		2- 0	
3- 0	1- 0	0- 0		AWAY		2- 0		0- 0		0- 0	
1- 2	0- 1	0- 1		NEUTRAL		0- 0		1- 0		0- 0	
14- 8	2- 4	2- 2		CONFERENCE		2- 0		4- 2		4- 0	
7- 4	1- 2	1- 1		HOME		1- 0		2- 1		2- 0	
7- 4	1- 2	1- 1		AWAY		1- 0		2- 1		2- 0	
0- 0	0- 0	0- 0		NEUTRAL		0- 0		0- 0		0- 0	
RPI S	Opponent	Score	RPI S	Opponent	Score	RPI S	Opponent	Score	RPI S	Opponent	Score
4 A	Southern California	1 3	27 N	Colorado St.	2 3	51 A	Arizona	3 0	106 A	Oregon St.	0 3
4 H	Southern California	0 3	31 A	Washington	0 3	51 H	Arizona	3 0	106 H	Oregon St.	3 0
5 A	UCLA	1 3	31 H	Washington	3 0	68 A	Delaware	3 0	108 H	Cal Poly	3 0
5 H	UCLA	3 2	32 A	California	3 2	97 A	American	3 0	139 A	Utah	3 0
12 N	Minnesota	2 3	32 H	California	0 3				139 H	Utah	2 3
13 A	Penn St.	3 1							142 A	Arizona St.	3 1
21 A	Stanford	3 2							142 H	Arizona St.	3 1
21 H	Stanford	1 3							145 N	Liberty	3 0
									156 A	Washington St.	3 1
									156 H	Washington St.	3 2
									176 H	Portland St.	3 0
									185 A	Colorado	3 0
									185 H	Colorado	3 0
									283 H	Seattle	3 0
LAST 10 GAMES											
27 N	Colorado St.	2 3	4 H	Southern California	0 3						
106 H	Oregon St.	3 0	5 H	UCLA	3 2						
106 A	Oregon St.	0 3	51 A	Arizona	3 0						
32 A	California	3 2	142 A	Arizona St.	3 1						
21 A	Stanford	3 2	185 H	Colorado	3 0						

Non-Div. I Games:

Oregon

Average RPI Win:		163	WON-LOST RECORD		WINNING PCT. RANK		LAST 10 GAMES		STRENGTH OF SCHEDULE		OPP. STRENGTH OF SCHEDULE		TEAM RPI		ADJ RPI		CONF. RPI		ADJ CONF. RPI	
DIV. I ONLY		25- 7		.78125 24		8- 2		64		99		30		.61173 34		17		17		
DIV. I NON-CONF.		9- 6		.6 112		1- 1		33		18		42		.60572 40		17		17		
TOTALS		RPI 1-25		RPI 26-50		W-L RECORDS		RPI 51-100		RPI 101-150		RPI 150+								
25- 7		0- 6		0- 0		OVERALL		7- 1		6- 0		12- 0								
12- 3		0- 3		0- 0		HOME		4- 0		3- 0		5- 0								
8- 2		0- 1		0- 0		AWAY		1- 1		1- 0		6- 0								
5- 2		0- 2		0- 0		NEUTRAL		2- 0		2- 0		1- 0								
9- 6		0- 6		0- 0		NON-CONFERENCE		3- 0		2- 0		4- 0								
2- 3		0- 3		0- 0		HOME		1- 0		0- 0		1- 0								
2- 1		0- 1		0- 0		AWAY		0- 0		0- 0		2- 0								
5- 2		0- 2		0- 0		NEUTRAL		2- 0		2- 0		1- 0								
16- 1		0- 0		0- 0		CONFERENCE		4- 1		4- 0		8- 0								
10- 0		0- 0		0- 0		HOME		3- 0		3- 0		4- 0								
6- 1		0- 0		0- 0		AWAY		1- 1		1- 0		4- 0								
0- 0		0- 0		0- 0		NEUTRAL		0- 0		0- 0		0- 0								
RPI	S	Opponent		Score		RPI	S	Opponent		Score		RPI	S	Opponent		Score				
1	A	Illinois		2	3			52	N	North Dakota		3	1	103	N	James Madison		3	0	
7	H	Florida St.		1	3			59	H	Notre Dame		3	0	112	N	Syracuse		3	0	
11	N	Kentucky		2	3			62	N	Houston		3	0	116	A	George Washington		3	0	
14	N	Tennessee		2	3			72	A	Xavier		2	3	116	H	George Washington		3	0	
15	H	Pepperdine		2	3			72	H	Xavier		3	1	133	H	Duquesne		3	0	
22	H	Michigan		0	3			72	H	Xavier		3	1	133	H	Duquesne		3	0	
								82	A	Saint Louis		3	0	157	A	Charlotte		3	0	
								82	H	Saint Louis		3	1	157	H	Charlotte		3	0	
														206	A	Rhode Island		3	0	
														214	A	Buffalo		3	0	
														221	A	Green Bay		3	1	
														246	H	Temple		3	0	
														254	H	Wright St.		3	0	
														266	N	Cornell		3	0	
														273	A	Fordham		3	0	
														273	H	Fordham		3	0	
														308	A	La Salle		3	0	
														308	H	La Salle		3	0	
LAST 10 GAMES																				
				11	N	Kentucky		2	3	308	A	La Salle		3	0					
				59	H	Notre Dame		3	0	273	H	Fordham		3	0					
				72	H	Xavier		3	1	72	A	Xavier		2	3					
				133	H	Duquesne		3	0	116	H	George Washington		3	0					
				82	A	Saint Louis		3	0	157	H	Charlotte		3	0					

Non-Div. I Games:

Dayton

Average RPI Win:	123	WON-LOST RECORD	WINNING PCT. RANK	LAST 10 GAMES	STRENGTH OF SCHEDULE	OPP. STRENGTH OF SCHEDULE	TEAM RPI	ADJ RPI	CONF. RPI	ADJ CONF. RPI				
DIV. I ONLY		22- 12	.64706	80	5- 5	23	26	35	.61129	35	2	2		
DIV. I NON-CONF.		12- 2	.85714	21	1- 1	58	143	26	.62993	28	1	1		
<hr/>														
TOTALS	RPI 1-25	RPI 26-50		W-L RECORDS		RPI 51-100		RPI 101-150		RPI 150+				
22- 12	2- 10	1- 1		OVERALL		7- 0		7- 1		5- 0				
12- 4	2- 4	1- 0		HOME		3- 0		5- 0		1- 0				
5- 8	0- 6	0- 1		AWAY		3- 0		2- 1		0- 0				
5- 0	0- 0	0- 0		NEUTRAL		1- 0		0- 0		4- 0				
12- 2	0- 1	1- 0		NON-CONFERENCE		3- 0		3- 1		5- 0				
6- 0	0- 0	1- 0		HOME		1- 0		3- 0		1- 0				
1- 2	0- 1	0- 0		AWAY		1- 0		0- 1		0- 0				
5- 0	0- 0	0- 0		NEUTRAL		1- 0		0- 0		4- 0				
10- 10	2- 9	0- 1		CONFERENCE		4- 0		4- 0		0- 0				
6- 4	2- 4	0- 0		HOME		2- 0		2- 0		0- 0				
4- 6	0- 5	0- 1		AWAY		2- 0		2- 0		0- 0				
0- 0	0- 0	0- 0		NEUTRAL		0- 0		0- 0		0- 0				
RPI	S	Opponent	Score		RPI	S	Opponent	Score		RPI	S	Opponent	Score	
1	A	Illinois	2	3	36	H	Ball St.	3	0	51	N	Arizona	3	1
1	H	Illinois	3	1	40	A	Ohio St.	1	3	57	A	Wisconsin	3	1
2	A	Texas	0	3						57	H	Wisconsin	3	1
6	A	Nebraska	0	3						73	A	UCF	3	0
6	H	Nebraska	2	3						75	H	Sacred Heart	3	0
8	A	Purdue	0	3						78	A	Northwestern	3	1
8	H	Purdue	1	3						78	H	Northwestern	3	2
12	A	Minnesota	0	3										
12	H	Minnesota	0	3										
13	H	Penn St.	1	3										
22	A	Michigan	1	3										
22	H	Michigan	3	1										
<hr/>														
LAST 10 GAMES														
2	A	Texas	0	3	1	H	Illinois	3	1	114	H	Cleveland St.	3	0
51	N	Arizona	3	1	57	A	Wisconsin	3	1	132	H	Toledo	3	0
13	H	Penn St.	1	3	12	A	Minnesota	0	3	138	A	Bowling Green	1	3
22	A	Michigan	1	3	6	A	Nebraska	0	3	140	A	Iowa	3	0
78	H	Northwestern	3	2	140	A	Iowa	3	0	140	H	Iowa	3	0

Non-Div. I Games:

Michigan St.

Average RPI Win:		148	WON-LOST RECORD		WINNING PCT. RANK		LAST 10 GAMES		STRENGTH OF SCHEDULE		OPP. STRENGTH OF SCHEDULE		TEAM RPI		ADJ RPI		CONF. RPI		ADJ CONF. RPI	
DIV. I ONLY		25- 8		.75758 33		5- 5		59		83		34		.61014 36		7		7		
DIV. I NON-CONF.		12- 3		.8 30		1- 1		110		104		50		.59309 52		8		8		
TOTALS		RPI 1-25		RPI 26-50		W-L RECORDS		RPI 51-100		RPI 101-150		RPI 150+								
25- 8		1- 3		2- 3		OVERALL		6- 2		6- 0		10- 0								
10- 1		1- 0		1- 0		HOME		3- 1		3- 0		2- 0								
7- 5		0- 2		1- 2		AWAY		1- 1		2- 0		3- 0								
8- 2		0- 1		0- 1		NEUTRAL		2- 0		1- 0		5- 0								
12- 3		0- 1		0- 2		NON-CONFERENCE		3- 0		2- 0		7- 0								
3- 0		0- 0		0- 0		HOME		2- 0		0- 0		1- 0								
2- 2		0- 1		0- 1		AWAY		0- 0		1- 0		1- 0								
7- 1		0- 0		0- 1		NEUTRAL		1- 0		1- 0		5- 0								
13- 5		1- 2		2- 1		CONFERENCE		3- 2		4- 0		3- 0								
7- 1		1- 0		1- 0		HOME		1- 1		3- 0		1- 0								
5- 3		0- 1		1- 1		AWAY		1- 1		1- 0		2- 0								
1- 1		0- 1		0- 0		NEUTRAL		1- 0		0- 0		0- 0								
RPI	S	Opponent		Score		RPI	S	Opponent		Score		RPI	S	Opponent		Score				
8	A	Purdue		1	3	30	N	Louisville		0	3	70	A	Eastern Mich.		1	3			
17	A	Northern Ill.		0	3	35	A	Michigan St.		0	3	70	H	Eastern Mich.		1	3			
17	H	Northern Ill.		3	2	39	A	Western Mich.		2	3	70	N	Eastern Mich.		3	1			
17	N	Northern Ill.		1	3	39	H	Western Mich.		3	1	75	N	Sacred Heart		3	1			
						50	A	Ohio		3	1	77	H	IPFW		3	1			
												79	A	Central Mich.		3	0			
												79	H	Central Mich.		3	1			
												82	H	Saint Louis		3	0			

Non-Div. I Games:

Ball St.

Average RPI Win:	124	WON-LOST RECORD	WINNING PCT. RANK	LAST 10 GAMES	STRENGTH OF SCHEDULE	OPP. STRENGTH OF SCHEDULE	TEAM RPI	ADJ RPI	CONF. RPI	ADJ CONF. RPI	
DIV. I ONLY		21- 13	.61765 98	4- 6	19	29	40	.60992 37	1	1	
DIV. I NON-CONF.		14- 4	.77778 41	0- 1	63	105	37	.60868 37	2	2	
<hr/>											
TOTALS	RPI 1-25	RPI 26-50		W-L RECORDS	RPI 51-100		RPI 101-150		RPI 150+		
21- 13	1- 9	5- 3		OVERALL	4- 1		3- 0		8- 0		
10- 3	1- 3	4- 0		HOME	0- 0		1- 0		4- 0		
4- 7	0- 4	1- 3		AWAY	1- 0		1- 0		1- 0		
7- 3	0- 2	0- 0		NEUTRAL	3- 1		1- 0		3- 0		
14- 4	0- 2	1- 1		NON-CONFERENCE	4- 1		1- 0		8- 0		
5- 0	0- 0	1- 0		HOME	0- 0		0- 0		4- 0		
2- 1	0- 0	0- 1		AWAY	1- 0		0- 0		1- 0		
7- 3	0- 2	0- 0		NEUTRAL	3- 1		1- 0		3- 0		
7- 9	1- 7	4- 2		CONFERENCE	0- 0		2- 0		0- 0		
5- 3	1- 3	3- 0		HOME	0- 0		1- 0		0- 0		
2- 6	0- 4	1- 2		AWAY	0- 0		1- 0		0- 0		
0- 0	0- 0	0- 0		NEUTRAL	0- 0		0- 0		0- 0		
RPI S	Opponent	Score	RPI S	Opponent	Score	RPI S	Opponent	Score	RPI S	Opponent	Score
2 A	Texas	0 3	29 A	Oklahoma	2 3	80 N	UTSA	3 2	115 A	Texas Tech	3 0
2 H	Texas	1 3	29 H	Oklahoma	3 0	93 N	FIU	3 0	115 H	Texas Tech	3 1
3 A	Iowa St.	0 3	42 H	North Dakota St.	3 0	94 N	UC Davis	1 3	120 N	Auburn	3 0
3 H	Iowa St.	1 3	47 A	Kansas	3 1	97 A	American	3 1	153 A	Denver	3 0
16 N	Florida	1 3	47 H	Kansas	3 1	100 N	Villanova	3 2	186 H	Central Ark.	3 0
19 A	Texas A&M	0 3	48 A	Middle Tenn.	1 3				193 H	Idaho St.	3 0
19 H	Texas A&M	3 1	49 A	Baylor	2 3				195 N	Drake	3 1
23 N	Western Ky.	1 3	49 H	Baylor	3 1				197 N	East Tenn. St.	3 0
24 A	Kansas St.	2 3							211 H	Tulane	3 0
24 H	Kansas St.	2 3							249 H	Binghamton	3 0
									258 N	Austin Peay	3 0
<hr/>											
			LAST 10 GAMES								
			16 N	Florida	1 3	49 H	Baylor	3 1			
			115 A	Texas Tech	3 0	47 A	Kansas	3 1			
			2 H	Texas	1 3	29 H	Oklahoma	3 0			
			19 A	Texas A&M	0 3	24 A	Kansas St.	2 3			
			3 H	Iowa St.	1 3	2 A	Texas	0 3			

Non-Div. I Games:

Missouri

Average RPI Win:	135	WON-LOST RECORD	WINNING PCT. RANK	LAST 10 GAMES	STRENGTH OF SCHEDULE	OPP. STRENGTH OF SCHEDULE	TEAM RPI	ADJ RPI	CONF. RPI	ADJ CONF. RPI		
DIV. I ONLY		24- 11	.68571	65	5- 5	37	48	39	.6086	38	12	12
DIV. I NON-CONF.		11- 8	.57895	133	1- 2	25	17	39	.61075	35	10	11
<hr/>												
TOTALS	RPI 1-25	RPI 26-50		W-L RECORDS		RPI 51-100		RPI 101-150		RPI 150+		
24- 11	1- 7	2- 3		OVERALL		7- 1		4- 0		10- 0		
12- 2	0- 2	1- 0		HOME		4- 0		1- 0		6- 0		
9- 7	0- 4	1- 3		AWAY		2- 0		3- 0		3- 0		
3- 2	1- 1	0- 0		NEUTRAL		1- 1		0- 0		1- 0		
<hr/>												
11- 8	1- 5	2- 2		NON-CONFERENCE		3- 1		1- 0		4- 0		
4- 1	0- 1	1- 0		HOME		0- 0		0- 0		3- 0		
4- 5	0- 3	1- 2		AWAY		2- 0		1- 0		0- 0		
3- 2	1- 1	0- 0		NEUTRAL		1- 1		0- 0		1- 0		
<hr/>												
13- 3	0- 2	0- 1		CONFERENCE		4- 0		3- 0		6- 0		
8- 1	0- 1	0- 0		HOME		4- 0		1- 0		3- 0		
5- 2	0- 1	0- 1		AWAY		0- 0		2- 0		3- 0		
0- 0	0- 0	0- 0		NEUTRAL		0- 0		0- 0		0- 0		
<hr/>												
RPI S	Opponent	Score		RPI S	Opponent	Score		RPI S	Opponent	Score		
1 A	Illinois	0	3	30 A	Louisville	0	3	59 H	Notre Dame	3	0	
9 A	UNI	0	3	39 A	Western Mich.	1	3	74 A	Creighton	3	0	
12 H	Minnesota	2	3	46 A	Milwaukee	3	0	75 A	Sacred Heart	3	1	
17 A	Northern Ill.	0	3	48 A	Middle Tenn.	0	3	79 N	Central Mich.	3	0	
17 N	Northern Ill.	1	3	48 H	Middle Tenn.	3	1	82 N	Saint Louis	1	3	
20 A	Cincinnati	1	3					95 H	Seton Hall	3	0	
20 H	Cincinnati	2	3					95 H	Seton Hall	3	2	
23 N	Western Ky.	3	1					100 H	Villanova	3	0	

Non-Div. I Games:

Marquette

Average RPI Win:		132	WON-LOST	WINNING	LAST 10	STRENGTH OF		OPP. STRENGTH	TEAM	ADJ	CONF.	ADJ CONF.
Average RPI Loss:		52	RECORD	PCT. RANK	GAMES	SCHEDULE		OF SCHEDULE	RPI	RPI	RPI	RPI
DIV. I ONLY			24- 9	.72727	42	6- 4		43	80	38	.60819	39
DIV. I NON-CONF.			12- 4	.75	52	1- 1		62	81	40	.60544	41
TOTALS		RPI 1-25	RPI 26-50		W-L RECORDS		RPI 51-100		RPI 101-150		RPI 150+	
24- 9	0- 2		4- 3		OVERALL		7- 3		4- 1		9- 0	
12- 2	0- 1		4- 1		HOME		3- 0		3- 0		2- 0	
7- 4	0- 1		0- 1		AWAY		3- 1		1- 1		3- 0	
5- 3	0- 0		0- 1		NEUTRAL		1- 2		0- 0		4- 0	
12- 4	0- 0		2- 2		NON-CONFERENCE		3- 2		1- 0		6- 0	
5- 1	0- 0		2- 1		HOME		1- 0		1- 0		1- 0	
2- 1	0- 0		0- 0		AWAY		1- 1		0- 0		1- 0	
5- 2	0- 0		0- 1		NEUTRAL		1- 1		0- 0		4- 0	
12- 5	0- 2		2- 1		CONFERENCE		4- 1		3- 1		3- 0	
7- 1	0- 1		2- 0		HOME		2- 0		2- 0		1- 0	
5- 3	0- 1		0- 1		AWAY		2- 0		1- 1		2- 0	
0- 1	0- 0		0- 0		NEUTRAL		0- 1		0- 0		0- 0	
RPI S	Opponent	Score	RPI S	Opponent	Score	RPI S	Opponent	Score	RPI S	Opponent	Score	
17 A	Northern Ill.	0 3	28 H	North Carolina	0 3	57 A	Wisconsin	1 3	132 A	Toledo	3 0	
17 H	Northern Ill.	1 3	31 N	Washington	1 3	59 N	Notre Dame	1 3	132 H	Toledo	3 2	
			36 A	Ball St.	1 3	70 A	Eastern Mich.	3 1	138 H	Bowling Green	3 1	
			36 H	Ball St.	3 2	70 H	Eastern Mich.	3 1	143 A	Miami (OH)	2 3	
			38 H	Marquette	3 1	79 A	Central Mich.	3 1	145 H	Liberty	3 0	
			46 H	Milwaukee	3 0	79 H	Central Mich.	3 1	154 N	South Fla.	3 1	
			50 H	Ohio	3 0	79 N	Central Mich.	0 3	167 H	Valparaiso	3 0	
						86 A	Morehead St.	3 2	172 A	Virginia	3 1	
						95 H	Seton Hall	3 1	213 H	Kent St.	3 0	
						98 N	Appalachian St.	3 1	214 A	Buffalo	3 0	
									220 N	George Mason	3 0	
									223 N	Western Caro.	3 0	
									231 A	Akron	3 0	
									284 N	S.C. Upstate	3 0	
LAST 10 GAMES												
			31 N	Washington	1 3	132 H	Toledo	3 2				
			167 H	Valparaiso	3 0	36 H	Ball St.	3 2				
			79 N	Central Mich.	0 3	70 A	Eastern Mich.	3 1				
			143 A	Miami (OH)	2 3	79 A	Central Mich.	3 1				
			17 H	Northern Ill.	1 3	213 H	Kent St.	3 0				

Non-Div. I Games:

Western Mich.

Average RPI Win: 120		WON-LOST	WINNING	LAST 10	STRENGTH OF		OPP. STRENGTH	TEAM	ADJ	CONF.	ADJ CONF.
Average RPI Loss: 17		RECORD	PCT. RANK	GAMES	SCHEDULE		OF SCHEDULE	RPI	RPI	RPI	RPI
DIV. I ONLY		21- 15	.58333	113	4- 6		22	8	42	.60279	40
DIV. I NON-CONF.		12- 3	.8	30	2- 0		73	53	33	.61787	33
TOTALS		RPI 1-25	RPI 26-50		W-L RECORDS		RPI 51-100		RPI 101-150		RPI 150+
21- 15	3- 12	2- 1		OVERALL		3- 2		7- 0		6- 0	
8- 5	1- 4	1- 0		HOME		2- 1		2- 0		2- 0	
7- 7	2- 6	0- 0		AWAY		1- 1		3- 0		1- 0	
6- 3	0- 2	1- 1		NEUTRAL		0- 0		2- 0		3- 0	
12- 3	1- 2	1- 1		NON-CONFERENCE		1- 0		3- 0		6- 0	
3- 0	0- 0	0- 0		HOME		1- 0		0- 0		2- 0	
3- 1	1- 1	0- 0		AWAY		0- 0		1- 0		1- 0	
6- 2	0- 1	1- 1		NEUTRAL		0- 0		2- 0		3- 0	
9- 12	2- 10	1- 0		CONFERENCE		2- 2		4- 0		0- 0	
5- 5	1- 4	1- 0		HOME		1- 1		2- 0		0- 0	
4- 6	1- 5	0- 0		AWAY		1- 1		2- 0		0- 0	
0- 1	0- 1	0- 0		NEUTRAL		0- 0		0- 0		0- 0	
RPI S	Opponent	Score		RPI S	Opponent	Score		RPI S	Opponent	Score	
1 A	Illinois	1	3	35 H	Michigan St.	3	1	57 A	Wisconsin	3	1
1 H	Illinois	0	3	41 N	Long Beach St.	1	3	57 H	Wisconsin	1	3
1 N	Illinois	1	3	48 N	Middle Tenn.	3	1	78 A	Northwestern	2	3
5 N	UCLA	1	3					78 H	Northwestern	3	1
6 A	Nebraska	1	3					85 H	Albany (NY)	3	1
6 H	Nebraska	1	3								
8 A	Purdue	1	3								
8 H	Purdue	0	3								
10 A	Hawaii	0	3								
12 A	Minnesota	1	3								
12 H	Minnesota	3	0								
13 A	Penn St.	0	3								
13 H	Penn St.	1	3								
14 A	Tennessee	3	2								
22 A	Michigan	3	1								
LAST 10 GAMES											
1 N	Illinois	1	3	141 H	Indiana	3	0				
14 A	Tennessee	3	2	8 H	Purdue	0	3				
48 N	Middle Tenn.	3	1	1 A	Illinois	1	3				
22 A	Michigan	3	1	78 A	Northwestern	2	3				
13 H	Penn St.	1	3	12 A	Minnesota	1	3				

Non-Div. I Games:

Ohio St.

Average RPI Win:		126	WON-LOST RECORD		WINNING PCT. RANK		LAST 10 GAMES		STRENGTH OF SCHEDULE		OPP. STRENGTH OF SCHEDULE		TEAM RPI		ADJ RPI		CONF. RPI		ADJ CONF. RPI					
Average RPI Loss:		60																						
DIV. I ONLY			23- 7		.76667		31		9- 1		74		77		36		.60135		41		9		8	
DIV. I NON-CONF.			9- 5		.64286		92		3- 1		40		55		47		.59798		47		7		7	
TOTALS		RPI 1-25		RPI 26-50		W-L RECORDS		RPI 51-100		RPI 101-150		RPI 150+												
23- 7		0- 2		1- 2		OVERALL		7- 1		9- 1		6- 1												
15- 3		0- 0		0- 1		HOME		4- 1		6- 1		5- 0												
7- 2		0- 1		0- 0		AWAY		3- 0		3- 0		1- 1												
1- 2		0- 1		1- 1		NEUTRAL		0- 0		0- 0		0- 0												
9- 5		0- 2		1- 2		NON-CONFERENCE		2- 0		3- 1		3- 0												
8- 2		0- 0		0- 1		HOME		2- 0		3- 1		3- 0												
0- 1		0- 1		0- 0		AWAY		0- 0		0- 0		0- 0												
1- 2		0- 1		1- 1		NEUTRAL		0- 0		0- 0		0- 0												
14- 2		0- 0		0- 0		CONFERENCE		5- 1		6- 0		3- 1												
7- 1		0- 0		0- 0		HOME		2- 1		3- 0		2- 0												
7- 1		0- 0		0- 0		AWAY		3- 0		3- 0		1- 1												
0- 0		0- 0		0- 0		NEUTRAL		0- 0		0- 0		0- 0												
RPI	S	Opponent		Score		RPI	S	Opponent		Score		RPI	S	Opponent		Score		RPI	S	Opponent		Score		
5	N	UCLA		1	3	26	N	San Diego		1	3	53	A	UC Santa Barbara		3	1	105	H	Idaho		3	0	
10	A	Hawaii		2	3	31	H	Washington		1	3	53	H	UC Santa Barbara		2	3	106	H	Oregon St.		2	3	
						40	N	Ohio St.		3	1	79	H	Central Mich.		3	1	108	A	Cal Poly		3	2	
												92	A	Pacific		3	0	108	H	Cal Poly		3	2	
												92	H	Pacific		3	1	117	H	New Mexico		3	1	
												94	A	UC Davis		3	1	122	A	Cal St. Northridge		3	1	
												94	H	UC Davis		3	0	122	H	Cal St. Northridge		3	0	
												96	H	SMU		3	0	126	H	Loyola Marymount		3	0	
																		134	A	Cal St. Fullerton		3	0	
																		134	H	Cal St. Fullerton		3	1	
																		161	A	UC Irvine		3	0	
																		161	H	UC Irvine		3	1	
																		173	H	Utah St.		3	0	
																		188	A	UC Riverside		2	3	
																		188	H	UC Riverside		3	0	
																		205	H	UMBC		3	0	
																		297	H	Prairie View		3	0	
LAST 10 GAMES																								
26	N	San Diego		1	3	94	A	UC Davis		3	1	92	A	Pacific		3	0	134	A	Cal St. Fullerton		3	0	
117	H	New Mexico		3	1	134	A	Cal St. Fullerton		3	0	122	H	Cal St. Northridge		3	0	188	H	UC Riverside		3	0	
79	H	Central Mich.		3	1	122	H	Cal St. Northridge		3	0	188	H	UC Riverside		3	0							
126	H	Loyola Marymount		3	0																			
161	H	UC Irvine		3	1																			

Non-Div. I Games:

Long Beach St.

Average RPI Win: 176		WON-LOST	WINNING	LAST 10	STRENGTH OF		OPP. STRENGTH	TEAM	ADJ	CONF.	ADJ CONF.			
Average RPI Loss: 34		RECORD	PCT. RANK	GAMES	SCHEDULE		OF SCHEDULE	RPI	RPI	RPI	RPI			
DIV. I ONLY		25- 9	.73529	38	8- 1		55	112	41	.5967	42			
DIV. I NON-CONF.		7- 7	.5	161	0- 1		39	54	70	.56163	70			
TOTALS		RPI 1-25	RPI 26-50		W-L RECORDS		RPI 51-100		RPI 101-150		RPI 150+			
25- 9		0- 5	0- 1		OVERALL		4- 3		5- 0		16- 0			
8- 3		0- 2	0- 0		HOME		1- 1		2- 0		5- 0			
9- 6		0- 3	0- 1		AWAY		1- 2		2- 0		6- 0			
8- 0		0- 0	0- 0		NEUTRAL		2- 0		1- 0		5- 0			
7- 7		0- 5	0- 1		NON-CONFERENCE		1- 1		0- 0		6- 0			
0- 2		0- 2	0- 0		HOME		0- 0		0- 0		0- 0			
1- 5		0- 3	0- 1		AWAY		0- 1		0- 0		1- 0			
6- 0		0- 0	0- 0		NEUTRAL		1- 0		0- 0		5- 0			
18- 2		0- 0	0- 0		CONFERENCE		3- 2		5- 0		10- 0			
8- 1		0- 0	0- 0		HOME		1- 1		2- 0		5- 0			
8- 1		0- 0	0- 0		AWAY		1- 1		2- 0		5- 0			
2- 0		0- 0	0- 0		NEUTRAL		1- 0		1- 0		0- 0			
RPI	S	Opponent	Score		RPI	S	Opponent	Score		RPI	S	Opponent	Score	
3	H	Iowa St.	2	3	37	A	Missouri	0	3	52	A	North Dakota	1	3
3	H	Iowa St.	0	3						77	A	IPFW	1	3
9	A	UNI	2	3						77	H	IPFW	3	1
12	A	Minnesota	0	3						87	A	Oral Roberts	3	0
25	A	Tulsa	0	3						87	H	Oral Roberts	2	3
										87	N	Oral Roberts	3	0
										94	N	UC Davis	3	1

Non-Div. I Games: Neb. Omaha 3 0

North Dakota St.

Average RPI Win:	150	WON-LOST RECORD	WINNING PCT. RANK	LAST 10 GAMES	STRENGTH OF SCHEDULE	OPP. STRENGTH OF SCHEDULE	TEAM RPI	ADJ RPI	CONF. RPI	ADJ CONF. RPI		
DIV. I ONLY		20- 11	.64516	81	7- 3	32	81	45	.59534	44	10	10
DIV. I NON-CONF.		5- 5	.5	161	0- 1	20	28	58	.59062	53	11	10
<hr/>												
TOTALS	RPI 1-25	RPI 26-50		W-L RECORDS		RPI 51-100		RPI 101-150		RPI 150+		
20- 11	0- 5	4- 2		OVERALL		2- 3		3- 0		11- 1		
8- 2	0- 1	1- 1		HOME		1- 0		1- 0		5- 0		
7- 6	0- 3	2- 1		AWAY		0- 1		1- 0		4- 1		
5- 3	0- 1	1- 0		NEUTRAL		1- 2		1- 0		2- 0		
5- 5	0- 2	2- 1		NON-CONFERENCE		1- 2		1- 0		1- 0		
1- 0	0- 0	1- 0		HOME		0- 0		0- 0		0- 0		
1- 2	0- 1	1- 1		AWAY		0- 0		0- 0		0- 0		
3- 3	0- 1	0- 0		NEUTRAL		1- 2		1- 0		1- 0		
15- 6	0- 3	2- 1		CONFERENCE		1- 1		2- 0		10- 1		
7- 2	0- 1	0- 1		HOME		1- 0		1- 0		5- 0		
6- 4	0- 2	1- 0		AWAY		0- 1		1- 0		4- 1		
2- 0	0- 0	1- 0		NEUTRAL		0- 0		0- 0		1- 0		
<hr/>												
RPI S	Opponent	Score	RPI S	Opponent	Score	RPI S	Opponent	Score	RPI S	Opponent	Score	
9 A	UNI	0 <div>3</div>	27 A	Colorado St.	3 1	51 N	Arizona	0 <div>3</div>	104 N	Ole Miss	3 1	
9 A	UNI	2 <div>3</div>	29 H	Oklahoma	3 2	74 A	Creighton	2 <div>3</div>	111 A	Illinois St.	3 0	
9 H	UNI	0 <div>3</div>	30 A	Louisville	1 <div>3</div>	74 H	Creighton	3 0	111 H	Illinois St.	3 0	
10 A	Hawaii	1 <div>3</div>	45 A	Missouri St.	3 1	89 N	San Francisco	3 2	184 A	Evansville	2 <div>3</div>	
24 N	Kansas St.	0 <div>3</div>	45 H	Missouri St.	0 <div>3</div>	99 N	Northern Colo.	1 <div>3</div>	184 H	Evansville	3 0	
			45 N	Missouri St.	3 0				195 A	Drake	3 0	
									195 H	Drake	3 0	
									208 A	Indiana St.	3 0	
									208 H	Indiana St.	3 0	
									208 N	Indiana St.	3 0	
									222 A	Bradley	3 0	
									222 H	Bradley	3 0	
									228 A	Southern Ill.	3 0	
									228 H	Southern Ill.	3 0	
									275 N	Eastern Ill.	3 0	
<hr/>												
LAST 10 GAMES												
24 N	Kansas St.	0 <div>3</div>	111 A	Illinois St.	3 0							
9 A	UNI	0 <div>3</div>	184 H	Evansville	3 0							
45 N	Missouri St.	3 0	228 H	Southern Ill.	3 0							
208 N	Indiana St.	3 0	195 A	Drake	3 0							
208 A	Indiana St.	3 0	74 A	Creighton	2 <div>3</div>							

Non-Div. I Games: Neb. Omaha 3 0

Wichita St.

Average RPI Win: 155		WON-LOST RECORD		WINNING PCT. RANK		LAST 10 GAMES		STRENGTH OF SCHEDULE		OPP. STRENGTH OF SCHEDULE		TEAM RPI		ADJ RPI		CONF. RPI		ADJ CONF. RPI	
DIV. I ONLY		22- 9		.70968 52		7- 3		68		71		44		.58957 45		10		10	
DIV. I NON-CONF.		7- 5		.58333 127		0- 1		47		31		61		.57656 62		11		10	
TOTALS		RPI 1-25		RPI 26-50		W-L RECORDS		RPI 51-100		RPI 101-150		RPI 150+							
22- 9		0- 4		1- 4		OVERALL		5- 0		3- 0		13- 1							
10- 3		0- 2		0- 1		HOME		1- 0		2- 0		7- 0							
8- 5		0- 2		1- 2		AWAY		1- 0		1- 0		5- 1							
4- 1		0- 0		0- 1		NEUTRAL		3- 0		0- 0		1- 0							
7- 5		0- 2		0- 2		NON-CONFERENCE		3- 0		1- 0		3- 1							
3- 1		0- 1		0- 0		HOME		0- 0		1- 0		2- 0							
0- 4		0- 1		0- 2		AWAY		0- 0		0- 0		0- 1							
4- 0		0- 0		0- 0		NEUTRAL		3- 0		0- 0		1- 0							
15- 4		0- 2		1- 2		CONFERENCE		2- 0		2- 0		10- 0							
7- 2		0- 1		0- 1		HOME		1- 0		1- 0		5- 0							
8- 1		0- 1		1- 0		AWAY		1- 0		1- 0		5- 0							
0- 1		0- 0		0- 1		NEUTRAL		0- 0		0- 0		0- 0							
RPI	S	Opponent		Score		RPI	S	Opponent		Score		RPI	S	Opponent		Score			
9	A	UNI		0	3	26	A	San Diego		0	3	74	A	Creighton		3	1		
9	H	UNI		2	3	29	A	Oklahoma		1	3	74	H	Creighton		3	1		
15	A	Pepperdine		0	3	44	A	Wichita St.		3	0	76	N	Northeastern		3	0		
24	H	Kansas St.		2	3	44	H	Wichita St.		1	3	87	N	Oral Roberts		3	1		
						44	N	Wichita St.		0	3	96	N	SMU		3	0		

Non-Div. I Games:

Missouri St.

Average RPI Win:		195	WON-LOST RECORD		WINNING PCT. RANK		LAST 10 GAMES		STRENGTH OF SCHEDULE		OPP. STRENGTH OF SCHEDULE		TEAM RPI		ADJ RPI		CONF. RPI		ADJ CONF. RPI	
DIV. I ONLY			25- 5		.83333 11		9- 1		163		155		46		.58507 46		24		24	
DIV. I NON-CONF.			7- 5		.58333 127		0- 1		87		20		75		.56078 72		23		22	
TOTALS		RPI 1-25		RPI 26-50		W-L RECORDS		RPI 51-100		RPI 101-150		RPI 150+								
25- 5		0- 2		0- 2		OVERALL		2- 0		3- 1		20- 0								
12- 2		0- 1		0- 1		HOME		0- 0		2- 0		10- 0								
9- 3		0- 1		0- 1		AWAY		0- 0		1- 1		8- 0								
4- 0		0- 0		0- 0		NEUTRAL		2- 0		0- 0		2- 0								
7- 5		0- 2		0- 2		NON-CONFERENCE		2- 0		0- 1		5- 0								
2- 2		0- 1		0- 1		HOME		0- 0		0- 0		2- 0								
1- 3		0- 1		0- 1		AWAY		0- 0		0- 1		1- 0								
4- 0		0- 0		0- 0		NEUTRAL		2- 0		0- 0		2- 0								
18- 0		0- 0		0- 0		CONFERENCE		0- 0		3- 0		15- 0								
10- 0		0- 0		0- 0		HOME		0- 0		2- 0		8- 0								
8- 0		0- 0		0- 0		AWAY		0- 0		1- 0		7- 0								
0- 0		0- 0		0- 0		NEUTRAL		0- 0		0- 0		0- 0								
RPI	S	Opponent		Score		RPI	S	Opponent		Score		RPI	S	Opponent		Score				
3	A	Iowa St.		0	3	38	H	Marquette		0	3	77	N	IPFW		3	1			
17	H	Northern Ill.		0	3	39	A	Western Mich.		0	3	83	N	Wyoming		3	1			
														114	A	Cleveland St.		3	0	
														114	H	Cleveland St.		3	0	
														114	H	Cleveland St.		3	1	
														142	A	Arizona St.		1	3	
														151	H	Southern Miss.		3	1	
														153	N	Denver		3	2	
														167	A	Valparaiso		3	1	
														167	H	Valparaiso		3	0	
														167	H	Valparaiso		3	2	
														170	N	San Jose St.		3	1	
														177	A	Butler		3	0	
														177	H	Butler		3	0	
														195	A	Drake		3	1	
														221	A	Green Bay		3	2	
														221	H	Green Bay		3	1	
														231	H	Akron		3	1	
														235	A	Ill.-Chicago		3	1	
														235	H	Ill.-Chicago		3	0	
														254	A	Wright St.		3	0	
														254	H	Wright St.		3	0	
														299	A	Loyola Chicago		3	1	
														299	H	Loyola Chicago		3	0	
														300	A	Youngstown St.		3	0	
														300	H	Youngstown St.		3	0	
LAST 10 GAMES																				
3	A	Iowa St.		0	3	114	H	Cleveland St.		3	1	300	H	Youngstown St.		3	0			
114	H	Cleveland St.		3	0	177	A	Butler		3	0	254	A	Wright St.		3	0			
167	H	Valparaiso		3	0	221	A	Green Bay		3	2									
235	A	Ill.-Chicago		3	1															
167	A	Valparaiso		3	1															

Non-Div. I Games:

Milwaukee

Average RPI Win: 129		WON-LOST	WINNING	LAST 10	STRENGTH OF	OPP. STRENGTH	TEAM	ADJ	CONF.	ADJ CONF.			
Average RPI Loss: 20		RECORD	PCT. RANK	GAMES	SCHEDULE	OF SCHEDULE	RPI	RPI	RPI	RPI			
DIV. I ONLY		14- 14	.5 152	3- 7	12	14	49	.58402	47	1	1		
DIV. I NON-CONF.		11- 1	.91667 11	0- 0	56	90	21	.65111	21	2	2		
<hr/>													
TOTALS		RPI 1-25	RPI 26-50		W-L RECORDS		RPI 51-100		RPI 101-150		RPI 150+		
14- 14		1- 9	1- 5		OVERALL		2- 0		6- 0		4- 0		
5- 6		0- 4	1- 2		HOME		1- 0		2- 0		1- 0		
3- 8		0- 5	0- 3		AWAY		0- 0		2- 0		1- 0		
6- 0		1- 0	0- 0		NEUTRAL		1- 0		2- 0		2- 0		
11- 1		1- 1	0- 0		NON-CONFERENCE		2- 0		4- 0		4- 0		
3- 0		0- 0	0- 0		HOME		1- 0		1- 0		1- 0		
2- 1		0- 1	0- 0		AWAY		0- 0		1- 0		1- 0		
6- 0		1- 0	0- 0		NEUTRAL		1- 0		2- 0		2- 0		
3- 13		0- 8	1- 5		CONFERENCE		0- 0		2- 0		0- 0		
2- 6		0- 4	1- 2		HOME		0- 0		1- 0		0- 0		
1- 7		0- 4	0- 3		AWAY		0- 0		1- 0		0- 0		
0- 0		0- 0	0- 0		NEUTRAL		0- 0		0- 0		0- 0		
RPI	S	Opponent	Score	RPI	S	Opponent	Score	RPI	S	Opponent	Score		
2	A	Texas	0 3	29	A	Oklahoma	2 3	82	N	Saint Louis	3 0		
2	H	Texas	2 3	29	H	Oklahoma	1 3	98	H	Appalachian St.	3 0		
3	A	Iowa St.	0 3	37	A	Missouri	1 3			101	N	San Diego St.	3 1
3	H	Iowa St.	0 3	37	H	Missouri	1 3			115	A	Texas Tech	3 1
9	A	UNI	2 3	49	A	Baylor	1 3			115	H	Texas Tech	3 1
12	N	Minnesota	3 2	49	H	Baylor	3 1			123	A	Georgia	3 0
19	A	Texas A&M	1 3							124	H	Belmont	3 1
19	H	Texas A&M	2 3							145	N	Liberty	3 0
24	A	Kansas St.	1 3							166	H	South Dakota St.	3 0
24	H	Kansas St.	1 3							167	N	Valparaiso	3 2
										255	A	DePaul	3 0
										257	N	Florida A&M	3 0
<hr/>													
LAST 10 GAMES													
				49	H	Baylor	3 1	37	H	Missouri	1 3		
				24	A	Kansas St.	1 3	19	A	Texas A&M	1 3		
				29	H	Oklahoma	1 3	3	A	Iowa St.	0 3		
				115	A	Texas Tech	3 1	115	H	Texas Tech	3 1		
				2	H	Texas	2 3	24	H	Kansas St.	1 3		

Non-Div. I Games: Neb. Omaha 3 0

Kansas

Average RPI Win:	166	WON-LOST RECORD	WINNING PCT. RANK	LAST 10 GAMES		STRENGTH OF SCHEDULE	OPP. STRENGTH OF SCHEDULE	TEAM RPI	ADJ RPI	CONF. RPI	ADJ CONF. RPI		
DIV. I ONLY		21- 12	.63636	90	7- 3	58	74	55	.58373	48	16	16	
DIV. I NON-CONF.		5- 9	.35714	240	1- 1	37	9	111	.54297	96	16	16	
<hr/>													
TOTALS	RPI 1-25	RPI 26-50		W-L RECORDS		RPI 51-100		RPI 101-150		RPI 150+			
21- 12	1- 5	2- 3		OVERALL		3- 1		1- 3		14- 0			
12- 6	0- 3	2- 0		HOME		2- 0		1- 3		7- 0			
7- 2	1- 0	0- 1		AWAY		1- 1		0- 0		5- 0			
2- 4	0- 2	0- 2		NEUTRAL		0- 0		0- 0		2- 0			
5- 9	0- 3	2- 3		NON-CONFERENCE		1- 1		1- 2		1- 0			
5- 4	0- 2	2- 0		HOME		1- 0		1- 2		1- 0			
0- 2	0- 0	0- 1		AWAY		0- 1		0- 0		0- 0			
0- 3	0- 1	0- 2		NEUTRAL		0- 0		0- 0		0- 0			
16- 3	1- 2	0- 0		CONFERENCE		2- 0		0- 1		13- 0			
7- 2	0- 1	0- 0		HOME		1- 0		0- 1		6- 0			
7- 0	1- 0	0- 0		AWAY		1- 0		0- 0		5- 0			
2- 1	0- 1	0- 0		NEUTRAL		0- 0		0- 0		2- 0			
RPI S	Opponent	Score	RPI S	Opponent	Score	RPI S	Opponent	Score	RPI S	Opponent	Score		
1 H	Illinois	0 3	27 N	Colorado St.	0 3	67 A	Arkansas	0 3	108 H	Cal Poly	0 3		
12 N	Minnesota	0 3	37 H	Missouri	3 1	81 H	Georgia Tech	3 1	119 H	Arkansas St.	2 3		
23 A	Western Ky.	3 1	38 A	Marquette	1 3	93 A	FIU	3 0	120 H	Auburn	2 3		
23 H	Western Ky.	2 3	38 H	Marquette	3 0	93 H	FIU	3 0	147 H	VCU	3 0		
23 N	Western Ky.	1 3	40 N	Ohio St.	1 3				153 H	Denver	3 0		
25 H	Tulsa	2 3							165 H	North Texas	3 0		
									165 N	North Texas	3 0		
									169 A	Troy	3 2		
									169 H	Troy	3 0		
									197 H	East Tenn. St.	3 0		
									216 A	South Ala.	3 0		
									216 H	South Ala.	3 0		
									227 A	La.-Lafayette	3 0		
									229 H	UALR	3 0		
									229 N	UALR	3 0		
									256 A	La.-Monroe	3 0		
									292 A	Fla. Atlantic	3 0		
									292 H	Fla. Atlantic	3 0		
<hr/>													
LAST 10 GAMES													
40 N Ohio St.						1 3	23 H Western Ky.						2 3
147 H VCU						3 0	216 A South Ala.						3 0
23 N Western Ky.						1 3	169 A Troy						3 2
165 N North Texas						3 0	153 H Denver						3 0
229 N UALR						3 0	165 H North Texas						3 0

Non-Div. I Games:

Middle Tenn.

Average RPI Win:	126	WON-LOST	WINNING	LAST 10	STRENGTH OF	OPP. STRENGTH	TEAM	ADJ	CONF.	ADJ CONF.		
Average RPI Loss:	34	RECORD	PCT. RANK	GAMES	SCHEDULE	OF SCHEDULE	RPI	RPI	RPI	RPI		
DIV. I ONLY		18- 15	.54545	136	3- 7	26	23	50	.58328	49	1	1
DIV. I NON-CONF.		13- 4	.76471	48	1- 1	86	89	49	.5931	51	2	2
<hr/>												
TOTALS	RPI 1-25	RPI 26-50		W-L RECORDS		RPI 51-100		RPI 101-150		RPI 150+		
18- 15	1- 9	3- 3		OVERALL		4- 1		5- 2		5- 0		
9- 4	1- 3	2- 1		HOME		1- 0		1- 0		4- 0		
4- 9	0- 5	1- 2		AWAY		1- 1		1- 1		1- 0		
5- 2	0- 1	0- 0		NEUTRAL		2- 0		3- 1		0- 0		
13- 4	0- 2	0- 0		NON-CONFERENCE		4- 1		4- 1		5- 0		
5- 0	0- 0	0- 0		HOME		1- 0		0- 0		4- 0		
3- 2	0- 1	0- 0		AWAY		1- 1		1- 0		1- 0		
5- 2	0- 1	0- 0		NEUTRAL		2- 0		3- 1		0- 0		
5- 11	1- 7	3- 3		CONFERENCE		0- 0		1- 1		0- 0		
4- 4	1- 3	2- 1		HOME		0- 0		1- 0		0- 0		
1- 7	0- 4	1- 2		AWAY		0- 0		0- 1		0- 0		
0- 0	0- 0	0- 0		NEUTRAL		0- 0		0- 0		0- 0		
RPI	S	Opponent	Score	RPI	S	Opponent	Score	RPI	S	Opponent	Score	
2	A	Texas	0 3	29	A	Oklahoma	3 1	56	A	TCU	0 3	
2	H	Texas	1 3	29	H	Oklahoma	1 3	69	A	Texas St.	3 2	
3	A	Iowa St.	0 3	37	A	Missouri	1 3	71	N	Col. of Charleston	3 0	
3	H	Iowa St.	2 3	37	H	Missouri	3 2	89	N	San Francisco	3 0	
8	A	Purdue	0 3	47	A	Kansas	1 3	99	H	Northern Colo.	3 2	
19	A	Texas A&M	2 3	47	H	Kansas	3 1					
19	H	Texas A&M	1 3									
22	N	Michigan	1 3									
24	A	Kansas St.	0 3									
24	H	Kansas St.	3 2									

Non-Div. I Games:

Baylor

Average RPI Win:	160	WON-LOST RECORD	WINNING PCT. RANK	LAST 10 GAMES	STRENGTH OF SCHEDULE	OPP. STRENGTH OF SCHEDULE	TEAM RPI	ADJ RPI	CONF. RPI	ADJ CONF. RPI	
Average RPI Loss:	55										
DIV. I ONLY	23- 10	.69697	61	8- 2	80	90	48	.58037	50	7	7
DIV. I NON-CONF.	9- 6	.6	112	1- 0	55	58	64	.57382	63	8	8
<hr/>											
TOTALS	RPI 1-25	RPI 26-50		W-L RECORDS	RPI 51-100		RPI 101-150		RPI 150+		
23- 10	1- 4	0- 3		OVERALL	4- 1		7- 1		11- 1		
8- 3	0- 0	0- 2		HOME	1- 0		3- 0		4- 1		
8- 5	1- 3	0- 1		AWAY	1- 0		3- 1		3- 0		
7- 2	0- 1	0- 0		NEUTRAL	2- 1		1- 0		4- 0		
<hr/>											
9- 6	1- 3	0- 1		NON-CONFERENCE	2- 0		1- 1		5- 1		
1- 2	0- 0	0- 1		HOME	0- 0		0- 0		1- 1		
2- 3	1- 2	0- 0		AWAY	0- 0		1- 1		0- 0		
6- 1	0- 1	0- 0		NEUTRAL	2- 0		0- 0		4- 0		
<hr/>											
14- 4	0- 1	0- 2		CONFERENCE	2- 1		6- 0		6- 0		
7- 1	0- 0	0- 1		HOME	1- 0		3- 0		3- 0		
6- 2	0- 1	0- 1		AWAY	1- 0		2- 0		3- 0		
1- 1	0- 0	0- 0		NEUTRAL	0- 1		1- 0		0- 0		
<hr/>											
RPI S	Opponent	Score		RPI S	Opponent	Score		RPI S	Opponent	Score	
11 A	Kentucky	0	3	30 H	Louisville	1	3	65 N	Virginia Tech	3	2
14 A	Tennessee	2	3	36 H	Ball St.	1	3	70 A	Eastern Mich.	3	0
17 A	Northern Ill.	0	3	39 A	Western Mich.	0	3	79 H	Central Mich.	3	2
20 A	Cincinnati	3	2					79 N	Central Mich.	0	3
23 N	Western Ky.	1	3					100 N	Villanova	3	2

Non-Div. I Games:

Ohio

Average RPI Win: 142		WON-LOST	WINNING	LAST 10	STRENGTH OF		OPP. STRENGTH	TEAM	ADJ		CONF.	ADJ CONF.			
Average RPI Loss: 33		RECORD	PCT. RANK	GAMES	SCHEDULE		OF SCHEDULE	RPI	RPI		RPI	RPI			
DIV. I ONLY		19- 13	.59375	110	42		33	54	.57968		51	3			
DIV. I NON-CONF.		8- 2	.8	30	75		100	36	.60593		39	3			
TOTALS		RPI 1-25	RPI 26-50		W-L RECORDS		RPI 51-100		RPI 101-150		RPI 150+				
19- 13		2- 5	1- 7		OVERALL		1- 0		6- 1		9- 0				
9- 5		1- 2	0- 3		HOME		0- 0		4- 0		4- 0				
6- 7		1- 3	0- 3		AWAY		0- 0		2- 1		3- 0				
4- 1		0- 0	1- 1		NEUTRAL		1- 0		0- 0		2- 0				
8- 2		0- 1	1- 1		NON-CONFERENCE		1- 0		1- 0		5- 0				
3- 0		0- 0	0- 0		HOME		0- 0		1- 0		2- 0				
1- 1		0- 1	0- 0		AWAY		0- 0		0- 0		1- 0				
4- 1		0- 0	1- 1		NEUTRAL		1- 0		0- 0		2- 0				
11- 11		2- 4	0- 6		CONFERENCE		0- 0		5- 1		4- 0				
6- 5		1- 2	0- 3		HOME		0- 0		3- 0		2- 0				
5- 6		1- 2	0- 3		AWAY		0- 0		2- 1		2- 0				
0- 0		0- 0	0- 0		NEUTRAL		0- 0		0- 0		0- 0				
RPI S	Opponent	Score		RPI S	Opponent	Score		RPI S	Opponent	Score		RPI S	Opponent	Score	
4 A	Southern California	0	3	31 A	Washington	0	3	89 N	San Francisco	3	2	106 A	Oregon St.	3	1
4 H	Southern California	0	3	31 H	Washington	0	3					106 H	Oregon St.	3	0
5 A	UCLA	3	0	32 A	California	0	3					134 H	Cal St. Fullerton	3	1
5 H	UCLA	3	2	32 H	California	0	3					139 A	Utah	3	1
10 A	Hawaii	0	3	33 A	Oregon	0	3					139 H	Utah	3	0
21 A	Stanford	1	3	33 H	Oregon	0	3					142 A	Arizona St.	1	3
21 H	Stanford	1	3	35 N	Michigan St.	1	3					142 H	Arizona St.	3	1
				44 N	Wichita St.	3	0					156 A	Washington St.	3	1
												156 H	Washington St.	3	0
												184 A	Evansville	3	1
												185 A	Colorado	3	0
												185 H	Colorado	3	2
												199 H	Eastern Wash.	3	0
												233 H	Presbyterian	3	0
												235 N	Ill.-Chicago	3	0
												259 N	Southeast Mo. St.	3	0
				LAST 10 GAMES											
				35 N	Michigan St.	1	3	185 H	Colorado	3	2				
				142 A	Arizona St.	1	3	139 H	Utah	3	0				
				142 H	Arizona St.	3	1	33 H	Oregon	0	3				
				4 A	Southern California	0	3	106 H	Oregon St.	3	0				
				5 A	UCLA	3	0	31 A	Washington	0	3				

Non-Div. I Games:

Arizona

Average RPI Win: 183		WON-LOST	WINNING	LAST 10	STRENGTH OF		OPP. STRENGTH	TEAM	ADJ	CONF.	ADJ CONF.
Average RPI Loss: 79		RECORD	PCT. RANK	GAMES	SCHEDULE		OF SCHEDULE	RPI	RPI	RPI	RPI
DIV. I ONLY		24- 5	.82759	15	9- 1		162	158	47	.57916	52
DIV. I NON-CONF.		14- 3	.82353	26	3- 0		145	71	53	.5878	56
TOTALS		RPI 1-25	RPI 26-50		W-L RECORDS		RPI 51-100		RPI 101-150		RPI 150+
24- 5	0- 0	1- 1		OVERALL		1- 1		6- 3		16- 0	
10- 1	0- 0	1- 0		HOME		0- 0		2- 1		7- 0	
12- 1	0- 0	0- 0		AWAY		0- 0		3- 1		9- 0	
2- 3	0- 0	0- 1		NEUTRAL		1- 1		1- 1		0- 0	
14- 3	0- 0	1- 1		NON-CONFERENCE		1- 1		2- 1		10- 0	
5- 0	0- 0	1- 0		HOME		0- 0		0- 0		4- 0	
7- 0	0- 0	0- 0		AWAY		0- 0		1- 0		6- 0	
2- 3	0- 0	0- 1		NEUTRAL		1- 1		1- 1		0- 0	
10- 2	0- 0	0- 0		CONFERENCE		0- 0		4- 2		6- 0	
5- 1	0- 0	0- 0		HOME		0- 0		2- 1		3- 0	
5- 1	0- 0	0- 0		AWAY		0- 0		2- 1		3- 0	
0- 0	0- 0	0- 0		NEUTRAL		0- 0		0- 0		0- 0	
RPI S	Opponent	Score		RPI S	Opponent	Score		RPI S	Opponent	Score	
34 N	Dayton	1	3	53 N	UC Santa Barbara	0	3	102 A	Utah Valley	3	0
42 H	North Dakota St.	3	1	63 N	Rice	3	2	102 A	Utah Valley	1	3
								102 H	Utah Valley	1	3
								103 N	James Madison	2	3
								107 A	Houston Baptist	3	1
								107 H	Houston Baptist	3	1
								107 H	Houston Baptist	3	2
								118 A	Santa Clara	3	1
								136 N	Sam Houston St.	3	1
								162 A	Stephen F. Austin	3	1
								166 A	South Dakota St.	3	0
								166 H	South Dakota St.	3	0
								170 A	San Jose St.	3	0
								174 A	South Dakota	3	2
								207 H	Montana	3	0
								218 H	Southern Utah	3	0
								219 A	A&M-Corpus Christi	3	0
								221 A	Green Bay	3	2
								221 H	Green Bay	3	0
								239 A	NJIT	3	1
								239 H	NJIT	3	0
								285 A	Tex.-Pan American	3	0
								285 H	Tex.-Pan American	3	0
								317 A	Chicago St.	3	0
								317 H	Chicago St.	3	0
LAST 10 GAMES											
102 A	Utah Valley	3	0	107 H	Houston Baptist	3	2	285 A	Tex.-Pan American	3	0
107 H	Houston Baptist	3	1	285 H	Tex.-Pan American	3	0	317 A	Chicago St.	3	0
102 A	Utah Valley	1	3	239 A	NJIT	3	1	317 H	Chicago St.	3	0
174 A	South Dakota	3	2	317 A	Chicago St.	3	0				
166 A	South Dakota St.	3	0	219 A	A&M-Corpus Christi	3	0				

Non-Div. I Games: Minot St. 3 0 Neb. Omaha 3 1

North Dakota

Average RPI Win:		115	WON-LOST RECORD		WINNING PCT. RANK		LAST 10 GAMES		STRENGTH OF SCHEDULE		OPP. STRENGTH OF SCHEDULE		TEAM RPI		ADJ RPI		CONF. RPI		ADJ CONF. RPI				
DIV. I ONLY		19- 12			.6129	101		7- 3		41		67		52		.57897		53		9		8	
DIV. I NON-CONF.		8- 7			.53333	156		1- 1		23		35		54		.59322		50		7		7	
TOTALS		RPI 1-25		RPI 26-50		W-L RECORDS		RPI 51-100		RPI 101-150		RPI 150+											
19- 12		0- 3		1- 2		OVERALL		5- 3		9- 3		4- 1											
6- 2		0- 0		0- 1		HOME		2- 0		3- 0		1- 1											
8- 7		0- 1		1- 1		AWAY		1- 2		3- 3		3- 0											
5- 3		0- 2		0- 0		NEUTRAL		2- 1		3- 0		0- 0											
8- 7		0- 3		0- 1		NON-CONFERENCE		2- 2		5- 1		1- 0											
0- 0		0- 0		0- 0		HOME		0- 0		0- 0		0- 0											
3- 4		0- 1		0- 1		AWAY		0- 1		2- 1		1- 0											
5- 3		0- 2		0- 0		NEUTRAL		2- 1		3- 0		0- 0											
11- 5		0- 0		1- 1		CONFERENCE		3- 1		4- 2		3- 1											
6- 2		0- 0		0- 1		HOME		2- 0		3- 0		1- 1											
5- 3		0- 0		1- 0		AWAY		1- 1		1- 2		2- 0											
0- 0		0- 0		0- 0		NEUTRAL		0- 0		0- 0		0- 0											
RPI	S	Opponent		Score		RPI	S	Opponent		Score		RPI	S	Opponent		Score							
1	N	Illinois		1	3	26	A	San Diego		0	3	52	N	North Dakota		3	0						
15	A	Pepperdine		0	3	41	A	Long Beach St.		3	2	55	N	St. Mary's (CA)		3	2						
18	N	Miami (FL)		0	3	41	H	Long Beach St.		1	3	56	N	TCU		0	3						
												57	A	BYU		1	3						
												92	A	Pacific		3	2						
												92	H	Pacific		3	1						
												94	A	UC Davis		1	3						
												94	H	UC Davis		3	2						
	</																						

Non-Div. I Games:

UC Santa Barbara

Average RPI Win:	152	WON-LOST RECORD	WINNING PCT. RANK	LAST 10 GAMES	STRENGTH OF SCHEDULE	OPP. STRENGTH OF SCHEDULE	TEAM RPI	ADJ RPI	CONF. RPI	ADJ CONF. RPI	
DIV. I ONLY		20- 11	.64516 81	6- 4	63	72	51	.57685 54	5	5	
DIV. I NON-CONF.		8- 3	.72727 62	0- 0	59	168	51	.58878 55	5	5	
<hr/>											
TOTALS	RPI 1-25	RPI 26-50		W-L RECORDS	RPI 51-100		RPI 101-150		RPI 150+		
20- 11	1- 5	1- 3		OVERALL	4- 1		3- 1		11- 1		
10- 2	1- 1	1- 1		HOME	2- 0		1- 0		5- 0		
6- 7	0- 3	0- 2		AWAY	2- 1		0- 1		4- 0		
4- 2	0- 1	0- 0		NEUTRAL	0- 0		2- 0		2- 1		
8- 3	0- 2	0- 0		NON-CONFERENCE	2- 0		2- 0		4- 1		
3- 0	0- 0	0- 0		HOME	1- 0		0- 0		2- 0		
1- 1	0- 1	0- 0		AWAY	1- 0		0- 0		0- 0		
4- 2	0- 1	0- 0		NEUTRAL	0- 0		2- 0		2- 1		
12- 8	1- 3	1- 3		CONFERENCE	2- 1		1- 1		7- 0		
7- 2	1- 1	1- 1		HOME	1- 0		1- 0		3- 0		
5- 6	0- 2	0- 2		AWAY	1- 1		0- 1		4- 0		
0- 0	0- 0	0- 0		NEUTRAL	0- 0		0- 0		0- 0		
RPI S	Opponent	Score	RPI S	Opponent	Score	RPI S	Opponent	Score	RPI S	Opponent	Score
4 N	Southern California	0 3	28 A	North Carolina	0 3	64 H	Furman	3 0	110 A	North Carolina St.	2 3
7 A	Florida St.	0 3	28 H	North Carolina	2 3	65 A	Virginia Tech	2 3	110 H	North Carolina St.	3 2
7 H	Florida St.	1 3	43 A	Duke	2 3	71 A	Col. of Charleston	3 2	113 N	South Carolina	3 0
16 A	Florida	0 3	43 H	Duke	3 0	81 A	Georgia Tech	3 0	149 N	Winthrop	3 1
18 A	Miami (FL)	0 3				81 H	Georgia Tech	3 0	168 A	Maryland	3 1
18 H	Miami (FL)	3 2							168 H	Maryland	3 2
									171 A	Wake Forest	3 1
									171 H	Wake Forest	3 1
									172 A	Virginia	3 1
									181 H	Tennessee St.	3 0
									204 A	Boston College	3 1
									204 H	Boston College	3 1
									242 N	Jacksonville	2 3
									287 H	South Carolina St.	3 0
									290 N	Loyola Maryland	3 0
									292 N	Fla. Atlantic	3 0
<hr/>											
LAST 10 GAMES											
			81 A	Georgia Tech	3 0		204 A	Boston College	3 1		
			18 H	Miami (FL)	3 2		168 A	Maryland	3 1		
			7 H	Florida St.	1 3		171 H	Wake Forest	3 1		
			28 A	North Carolina	0 3		43 H	Duke	3 0		
			110 A	North Carolina St.	2 3		65 A	Virginia Tech	2 3		

Non-Div. I Games:

Clemson

Average RPI Win:		131	WON-LOST RECORD		WINNING PCT. RANK		LAST 10 GAMES		STRENGTH OF SCHEDULE		OPP. STRENGTH OF SCHEDULE		TEAM RPI		ADJ RPI		CONF. RPI		ADJ CONF. RPI	
DIV. I ONLY			17- 12		.58621 112		9- 1		57		47		60		.57638 55		6		6	
DIV. I NON-CONF.			6- 6		.5 161		1- 0		68		26		95		.5504 82		6		6	
TOTALS		RPI 1-25		RPI 26-50		W-L RECORDS		RPI 51-100		RPI 101-150		RPI 150+								
17- 12		1- 4		2- 1		OVERALL		4- 4		3- 3		7- 0								
8- 5		1- 1		0- 1		HOME		1- 1		2- 2		4- 0								
6- 4		0- 2		1- 0		AWAY		2- 1		1- 1		2- 0								
3- 3		0- 1		1- 0		NEUTRAL		1- 2		0- 0		1- 0								
6- 6		0- 3		1- 0		NON-CONFERENCE		1- 2		1- 1		3- 0								
3- 2		0- 1		0- 0		HOME		0- 0		1- 1		2- 0								
0- 1		0- 1		0- 0		AWAY		0- 0		0- 0		0- 0								
3- 3		0- 1		1- 0		NEUTRAL		1- 2		0- 0		1- 0								
11- 6		1- 1		1- 1		CONFERENCE		3- 2		2- 2		4- 0								
5- 3		1- 0		0- 1		HOME		1- 1		1- 1		2- 0								
6- 3		0- 1		1- 0		AWAY		2- 1		1- 1		2- 0								
0- 0		0- 0		0- 0		NEUTRAL		0- 0		0- 0		0- 0								
RPI	S	Opponent		Score		RPI	S	Opponent		Score		RPI	S	Opponent		Score				
1	N	Illinois		0	3	26	A	San Diego		3	2	53	N	UC Santa Barbara		2	3			
6	A	Nebraska		2	3	26	H	San Diego		2	3	57	A	BYU		3	0			
15	A	Pepperdine		2	3	43	N	Duke		3	2	57	A	BYU		0	3			
15	H	Pepperdine		3	0							57	H	BYU		3	0			
24	H	Kansas St.		1	3							59	N	Notre Dame		3	0			
												74	N	Creighton		0	3			
												89	A	San Francisco		3	1			
												89	H	San Francisco		1	3			
														102 H Utah Valley		3	2			
														108 H Cal Poly		1	3			
														118 A Santa Clara		3	0			
														118 H Santa Clara		3	2			
														126 A Loyola Marymount		0	3			
														126 H Loyola Marymount		2	3			
														159 H Sacramento St.		3	1			
														198 A Gonzaga		3	0			
														198 H Gonzaga		3	0			
														209 A Portland		3	2			
														209 H Portland		3	1			
														283 H Seattle		3	0			
														289 N Weber St.		3	0			
LAST 10 GAMES																				
283 H Seattle						3	0	209 A Portland						3	2					
118 A Santa Clara						3	0	26 A San Diego						3	2					
15 H Pepperdine						3	0	126 H Loyola Marymount						2	3					
57 H BYU						3	0	89 A San Francisco						3	1					
198 A Gonzaga						3	0	118 H Santa Clara						3	2					

Non-Div. I Games:

St. Mary's (CA)

Average RPI Win:		157	WON-LOST RECORD		WINNING PCT. RANK		LAST 10 GAMES		STRENGTH OF SCHEDULE		OPP. STRENGTH OF SCHEDULE		TEAM RPI		ADJ RPI		CONF. RPI		ADJ CONF. RPI		
Average RPI Loss:		86	25- 7		.78125 24		7- 3		157		100		53		.57609 56		8		9		
DIV. I ONLY			15- 1		.9375 3		2- 0		190		91		44		.59856 46		12		12		
DIV. I NON-CONF.																					
TOTALS		RPI 1-25		RPI 26-50		W-L RECORDS		RPI 51-100		RPI 101-150		RPI 150+									
25- 7		0- 1		2- 1		OVERALL		5- 1		6- 4		12- 0									
8- 4		0- 1		2- 0		HOME		0- 1		2- 2		4- 0									
8- 2		0- 0		0- 1		AWAY		4- 0		2- 1		2- 0									
9- 1		0- 0		0- 0		NEUTRAL		1- 0		2- 1		6- 0									
15- 1		0- 1		1- 0		NON-CONFERENCE		4- 0		3- 0		7- 0									
4- 1		0- 1		1- 0		HOME		0- 0		1- 0		2- 0									
3- 0		0- 0		0- 0		AWAY		3- 0		0- 0		0- 0									
8- 0		0- 0		0- 0		NEUTRAL		1- 0		2- 0		5- 0									
10- 6		0- 0		1- 1		CONFERENCE		1- 1		3- 4		5- 0									
4- 3		0- 0		1- 0		HOME		0- 1		1- 2		2- 0									
5- 2		0- 0		0- 1		AWAY		1- 0		2- 1		2- 0									
1- 1		0- 0		0- 0		NEUTRAL		0- 0		0- 1		1- 0									
RPI	S	Opponent		Score		RPI	S	Opponent		Score		RPI	S	Opponent		Score					
2	H	Texas		0 3		27	A	Colorado St.		0 3		53	N	UC Santa Barbara		3 0		101	A	San Diego St.	0 3
						27	H	Colorado St.		3 2		83	A	Wyoming		3 2		101	H	San Diego St.	2 3
						49	H	Baylor		3 0		83	H	Wyoming		2 3		115	H	Texas Tech	3 1
												95	A	Seton Hall		3 1		117	A	New Mexico	3 1
												96	A	SMU		3 1		117	H	New Mexico	3 0
												100	A	Villanova		3 1		125	N	Pittsburgh	3 1
																		144	A	UNLV	3 0
																		144	H	UNLV	1 3
																		144	N	UNLV	1 3
																		150	N	Alabama	3 1
																		158	A	Boise St.	3 2
																		158	H	Boise St.	3 0
																		158	N	Boise St.	3 0
																		183	H	Connecticut	3 0
																		200	N	Colgate	3 1
																		204	N	Boston College	3 0
																		239	N	NJIT	3 0
																		241	N	Lamar	3 0
																		248	A	Air Force	3 0
																		248	H	Air Force	3 0
																		290	N	Loyola Maryland	3 2
																		315	H	Grambling	3 0
LAST 10 GAMES																					
						53	N	UC Santa Barbara		3 0		27	H	Colorado St.		3 2					
						125	N	Pittsburgh		3 1		101	A	San Diego St.		0 3					
						144	N	UNLV		1 3		144	A	UNLV		3 0					
						158	N	Boise St.		3 0		158	H	Boise St.		3 0					
						83	H	Wyoming		2 3		248	H	Air Force		3 0					

Non-Div. I Games:

TCU

BYU				Through Games Of Dec. 17, 2011 [FINAL]												
Average RPI Win:		131	WON-LOST RECORD	WINNING PCT. RANK	LAST 10 GAMES	STRENGTH OF SCHEDULE	OPP. STRENGTH OF SCHEDULE	TEAM RPI	ADJ RPI	CONF. RPI	ADJ CONF. RPI					
Average RPI Loss:		58														
DIV. I ONLY			20- 9	.68966 64	6- 4	109	46	56	.57151 57	6	6					
DIV. I NON-CONF.			10- 2	.83333 23	0- 0	128	33	41	.60379 43	6	6					
<hr/>																
TOTALS		RPI 1-25		RPI 26-50		W-L RECORDS		RPI 51-100		RPI 101-150		RPI 150+				
20- 9		1- 3		0- 2		OVERALL		5- 2		8- 1		6- 1				
7- 5		0- 2		0- 1		HOME		3- 1		2- 0		2- 1				
9- 4		1- 1		0- 1		AWAY		1- 1		4- 1		3- 0				
4- 0		0- 0		0- 0		NEUTRAL		1- 0		2- 0		1- 0				
<hr/>																
10- 2		1- 1		0- 0		NON-CONFERENCE		2- 0		4- 1		3- 0				
2- 1		0- 1		0- 0		HOME		1- 0		0- 0		1- 0				
4- 1		1- 0		0- 0		AWAY		0- 0		2- 1		1- 0				
4- 0		0- 0		0- 0		NEUTRAL		1- 0		2- 0		1- 0				
<hr/>																
10- 7		0- 2		0- 2		CONFERENCE		3- 2		4- 0		3- 1				
5- 4		0- 1		0- 1		HOME		2- 1		2- 0		1- 1				
5- 3		0- 1		0- 1		AWAY		1- 1		2- 0		2- 0				
0- 0		0- 0		0- 0		NEUTRAL		0- 0		0- 0		0- 0				
<hr/>																
RPI	S	Opponent	Score		RPI	S	Opponent	Score		RPI	S	Opponent	Score			
1	H	Illinois	0	3	26	A	San Diego	0	3	53	H	UC Santa Barbara	3	1		
15	A	Pepperdine	1	3	26	H	San Diego	1	3	55	A	St. Mary's (CA)	0	3		
15	H	Pepperdine	1	3						55	H	St. Mary's (CA)	0	3		
24	A	Kansas St.	3	0						55	H	St. Mary's (CA)	3	0		
										70	N	Eastern Mich.	3	1		
										89	A	San Francisco	3	1		
										89	H	San Francisco	3	1		
												105	N	Idaho	3	0
												118	A	Santa Clara	3	0
												118	H	Santa Clara	3	0
												122	A	Cal St. Northridge	3	1
												126	A	Loyola Marymount	3	2
												126	H	Loyola Marymount	3	2
												128	N	Ga. Southern	3	1
												134	A	Cal St. Fullerton	1	3
												139	A	Utah	3	0
												173	A	Utah St.	3	0
												188	N	UC Riverside	3	0
												198	A	Gonzaga	3	1
												198	H	Gonzaga	1	3
												209	A	Portland	3	1
												209	H	Portland	3	0
												289	H	Weber St.	3	0
<hr/>																
LAST 10 GAMES																
												209	H	Portland	3	0
												118	A	Santa Clara	3	0
												89	A	San Francisco	3	1
												26	H	San Diego	1	3
												15	H	Pepperdine	1	3
												198	A	Gonzaga	3	1

Non-Div. I Games: BYU-Hawaii 3 0

BYU

Average RPI Win:	134	WON-LOST RECORD	WINNING PCT. RANK	LAST 10 GAMES		STRENGTH OF SCHEDULE	OPP. STRENGTH OF SCHEDULE	TEAM RPI	ADJ RPI	CONF. RPI	ADJ CONF. RPI				
DIV. I ONLY		16- 16	.5	152	3- 7	33	16	65	.57151	57	2	2			
DIV. I NON-CONF.		8- 4	.66667	78	0- 0	138	132	89	.54645	90	1	1			
<hr/>															
TOTALS	RPI 1-25		RPI 26-50		W-L RECORDS		RPI 51-100		RPI 101-150		RPI 150+				
16- 16	3- 8		2- 4		OVERALL		1- 3		3- 1		7- 0				
6- 7	2- 4		1- 2		HOME		1- 1		1- 0		1- 0				
5- 8	1- 4		1- 2		AWAY		0- 1		2- 1		1- 0				
5- 1	0- 0		0- 0		NEUTRAL		0- 1		0- 0		5- 0				
8- 4	0- 0		1- 1		NON-CONFERENCE		0- 2		0- 1		7- 0				
2- 1	0- 0		1- 0		HOME		0- 1		0- 0		1- 0				
1- 2	0- 0		0- 1		AWAY		0- 0		0- 1		1- 0				
5- 1	0- 0		0- 0		NEUTRAL		0- 1		0- 0		5- 0				
8- 12	3- 8		1- 3		CONFERENCE		1- 1		3- 0		0- 0				
4- 6	2- 4		0- 2		HOME		1- 0		1- 0		0- 0				
4- 6	1- 4		1- 1		AWAY		0- 1		2- 0		0- 0				
0- 0	0- 0		0- 0		NEUTRAL		0- 0		0- 0		0- 0				
<hr/>															
RPI	S	Opponent	Score	RPI	S	Opponent	Score	RPI	S	Opponent	Score	RPI	S	Opponent	Score
1	A	Illinois	1 3	35	A	Michigan St.	1 3	59	H	Notre Dame	0 3	110	A	North Carolina St.	2 3
1	H	Illinois	0 3	35	H	Michigan St.	1 3	64	N	Furman	1 3	140	A	Iowa	3 0
6	A	Nebraska	1 3	39	H	Western Mich.	3 1	78	A	Northwestern	2 3	140	H	Iowa	3 0
6	H	Nebraska	0 3	40	A	Ohio St.	3 1	78	H	Northwestern	3 0	141	A	Indiana	3 1
8	H	Purdue	0 3	40	H	Ohio St.	1 3					154	H	South Fla.	3 0
12	A	Minnesota	0 3	43	A	Duke	2 3					163	N	Columbia	3 0
12	H	Minnesota	2 3									204	N	Boston College	3 0
13	A	Penn St.	0 3									206	A	Rhode Island	3 0
13	H	Penn St.	3 2									223	N	Western Caro.	3 0
22	A	Michigan	3 1									250	N	Campbell	3 0
22	H	Michigan	3 1									307	N	Charleston So.	3 0
<hr/>															
LAST 10 GAMES															
		8 H Purdue	0 3			22 H Michigan	3 1								
		12 A Minnesota	0 3			13 H Penn St.	3 2								
		6 A Nebraska	1 3			40 H Ohio St.	1 3								
		140 A Iowa	3 0			78 A Northwestern	2 3								
		35 H Michigan St.	1 3			1 A Illinois	1 3								

Non-Div. I Games:

Wisconsin

Average RPI Win:	184	WON-LOST RECORD	WINNING PCT. RANK	LAST 10 GAMES	STRENGTH OF SCHEDULE		OPP. STRENGTH OF SCHEDULE	TEAM RPI	ADJ RPI		CONF. RPI	ADJ CONF. RPI			
DIV. I ONLY		23- 10	.69697	61	5- 5	96	139	58	.5676	60	13	13			
DIV. I NON-CONF.		11- 5	.6875	76	0- 1	77	167	65	.57242	64	13	13			
<hr/>															
TOTALS	RPI 1-25	RPI 26-50		W-L RECORDS		RPI 51-100		RPI 101-150		RPI 150+					
23- 10	0- 4	0- 1		OVERALL		1- 2		7- 2		15- 1					
11- 3	0- 1	0- 1		HOME		0- 1		4- 0		7- 0					
5- 4	0- 1	0- 0		AWAY		1- 1		1- 1		3- 1					
7- 3	0- 2	0- 0		NEUTRAL		0- 0		2- 1		5- 0					
<hr/>															
11- 5	0- 1	0- 1		NON-CONFERENCE		1- 2		3- 1		7- 0					
5- 2	0- 0	0- 1		HOME		0- 1		2- 0		3- 0					
1- 1	0- 0	0- 0		AWAY		1- 1		0- 0		0- 0					
5- 2	0- 1	0- 0		NEUTRAL		0- 0		1- 1		4- 0					
<hr/>															
12- 5	0- 3	0- 0		CONFERENCE		0- 0		4- 1		8- 1					
6- 1	0- 1	0- 0		HOME		0- 0		2- 0		4- 0					
4- 3	0- 1	0- 0		AWAY		0- 0		1- 1		3- 1					
2- 1	0- 1	0- 0		NEUTRAL		0- 0		1- 0		1- 0					
<hr/>															
RPI S	Opponent	Score		RPI S	Opponent	Score		RPI S	Opponent	Score		RPI S	Opponent	Score	
6 N	Nebraska	2	3	27 H	Colorado St.	1	3	66 H	LSU	1	3	105 A	Idaho	1	3
10 A	Hawaii	0	3					69 A	Texas St.	3	1	105 H	Idaho	3	1
10 H	Hawaii	2	3					78 A	Northwestern	0	3	105 N	Idaho	3	0
10 N	Hawaii	0	3									107 N	Houston Baptist	3	0
												109 H	UTEP	3	0
												117 H	New Mexico	3	1
												133 N	Duquesne	0	3
												135 A	Fresno St.	3	0
												135 H	Fresno St.	3	0
												154 N	South Fla.	3	0
												170 A	San Jose St.	3	0
												170 H	San Jose St.	3	0
												170 N	San Jose St.	3	0
												173 A	Utah St.	2	3
												173 H	Utah St.	3	0
												200 N	Colgate	3	1
												227 N	La.-Lafayette	3	0
												229 H	UALR	3	0
												234 H	Nicholls St.	3	0
												243 N	Northwestern St.	3	1
												263 A	Nevada	3	0
												263 H	Nevada	3	0
												267 A	Louisiana Tech	3	0
												267 H	Louisiana Tech	3	0
												315 H	Grambling	3	0
<hr/>															
				LAST 10 GAMES											
				27 H	Colorado St.	1	3	170 A	San Jose St.	3	0	267 A	Louisiana Tech	3	0
				10 N	Hawaii	0	3	263 H	Nevada	3	0	267 H	Louisiana Tech	3	0
				105 N	Idaho	3	0	135 H	Fresno St.	3	0	315 H	Grambling	3	0
				170 N	San Jose St.	3	0	105 A	Idaho	1	3				
				10 A	Hawaii	0	3	173 A	Utah St.	2	3				

Non-Div. I Games:

New Mexico St.

S
a
m
f
o
r
d

Samford

Average RPI Win:		207	WON-LOST RECORD		WINNING PCT. RANK		LAST 10 GAMES		STRENGTH OF SCHEDULE		OPP. STRENGTH OF SCHEDULE		TEAM RPI		ADJ RPI		CONF. RPI		ADJ CONF. RPI	
Average RPI Loss:		68																		
DIV. I ONLY			21-9		.7 56		8-2		111		173		68		.56056 64		18		18	
DIV. I NON-CONF.			7-5		.58333 127		0-0		114		99		110		.53751 104		20		21	
TOTALS		RPI 1-25		RPI 26-50		W-L RECORDS		RPI 51-100		RPI 101-150		RPI 150+								
21-9		0-1		0-1		OVERALL		3-6		1-1		17-0								
8-0		0-0		0-0		HOME		2-0		1-0		5-0								
8-5		0-0		0-1		AWAY		0-3		0-1		8-0								
5-4		0-1		0-0		NEUTRAL		1-3		0-0		4-0								
7-5		0-1		0-1		NON-CONFERENCE		1-3		0-0		6-0								
0-0		0-0		0-0		HOME		0-0		0-0		0-0								
3-2		0-0		0-1		AWAY		0-1		0-0		3-0								
4-3		0-1		0-0		NEUTRAL		1-2		0-0		3-0								
14-4		0-0		0-0		CONFERENCE		2-3		1-1		11-0								
8-0		0-0		0-0		HOME		2-0		1-0		5-0								
5-3		0-0		0-0		AWAY		0-2		0-1		5-0								
1-1		0-0		0-0		NEUTRAL		0-1		0-0		1-0								
RPI	S	Opponent		Score		RPI	S	Opponent		Score		RPI	S	Opponent		Score				
4	N	Southern California		0 3		43	A	Duke		1 3		54	A	Clemson		0 3				
												57	N	Wisconsin		3 1				
												61	H	Samford		3 0				
												61	N	Samford		0 3				
												71	A	Col. of Charleston		0 3				
												71	H	Col. of Charleston		3 1				
												73	N	UCF		0 3				
												81	N	Georgia Tech		1 3				
												98	A	Appalachian St.		0 3				
												128	A	Ga. Southern		0 3				
												128	H	Ga. Southern		3 1				
												152	A	Fla. Gulf Coast		3 1				
												157	A	Charlotte		3 0				
												175	H	Elon		3 0				
												196	A	Davidson		3 1				
												196	H	Davidson		3 0				
												223	A	Western Caro.		3 1				
												223	N	Western Caro.		3 0				
												233	A	Presbyterian		3 0				
												237	H	UNC Greensboro		3 0				
												250	N	Campbell		3 0				
												272	A	Wofford		3 0				
												272	H	Wofford		3 0				
												279	A	Chattanooga		3 0				
												282	A	Citadel		3 0				
												282	H	Citadel		3 1				
												295	N	Morgan St.		3 0				
												307	N	Charleston So.		3 1				
						LAST 10 GAMES														
						61	N	Samford		0 3		282	A	Citadel		3 0				
						223	N	Western Caro.		3 0		272	A	Wofford		3 0				
						196	H	Davidson		3 0		279	A	Chattanooga		3 0				
						128	H	Ga. Southern		3 1		175	H	Elon		3 0				
						71	A	Col. of Charleston		0 3		237	H	UNC Greensboro		3 0				

Non-Div. I Games:

Furman

Average RPI Win:		147	WON-LOST RECORD		WINNING PCT. RANK		LAST 10 GAMES		STRENGTH OF SCHEDULE		OPP. STRENGTH OF SCHEDULE		TEAM RPI		ADJ RPI		CONF. RPI		ADJ CONF. RPI		
DIV. I ONLY			18- 13		.58065 114		6- 4		60		49		64		.5581 65		5		5		
DIV. I NON-CONF.			7- 4		.63636 95		0- 0		43		69		52		.58928 54		5		5		
TOTALS		RPI 1-25		RPI 26-50		W-L RECORDS		RPI 51-100		RPI 101-150		RPI 150+									
18- 13		0- 7		1- 4		OVERALL		4- 0		4- 0		9- 2									
15- 4		0- 3		1- 1		HOME		4- 0		3- 0		7- 0									
3- 7		0- 3		0- 2		AWAY		0- 0		1- 0		2- 2									
0- 2		0- 1		0- 1		NEUTRAL		0- 0		0- 0		0- 0									
7- 4		0- 3		0- 1		NON-CONFERENCE		2- 0		2- 0		3- 0									
7- 1		0- 1		0- 0		HOME		2- 0		2- 0		3- 0									
0- 1		0- 1		0- 0		AWAY		0- 0		0- 0		0- 0									
0- 2		0- 1		0- 1		NEUTRAL		0- 0		0- 0		0- 0									
11- 9		0- 4		1- 3		CONFERENCE		2- 0		2- 0		6- 2									
8- 3		0- 2		1- 1		HOME		2- 0		1- 0		4- 0									
3- 6		0- 2		0- 2		AWAY		0- 0		1- 0		2- 2									
0- 0		0- 0		0- 0		NEUTRAL		0- 0		0- 0		0- 0									
RPI	S	Opponent		Score		RPI	S	Opponent		Score		RPI	S	Opponent		Score					
7	A	Florida St.		0	3	28	A	North Carolina		0	3	54	H	Clemson		3	2				
7	H	Florida St.		0	3	28	H	North Carolina		3	1	81	H	Georgia Tech		3	2				
11	A	Kentucky		0	3	43	A	Duke		1	3	95	H	Seton Hall		3	0				
14	H	Tennessee		1	3	43	H	Duke		2	3	97	H	American		3	0				
18	A	Miami (FL)		0	3	50	N	Ohio		2	3					141	H	Indiana		3	1
18	H	Miami (FL)		0	3											168	A	Maryland		3	2
23	N	Western Ky.		0	3											168	H	Maryland		3	0
																171	A	Wake Forest		2	3
																171	H	Wake Forest		3	2
																172	A	Virginia		3	2
																172	H	Virginia		3	1
																183	H	Connecticut		3	1
																204	A	Boston College		0	3
																204	H	Boston College		3	0
																279	H	Chattanooga		3	1
																291	H	High Point		3	1
LAST 10 GAMES																					
172 A Virginia						3	2	43 A Duke						1	3						
110 H North Carolina St.						3	2	171 A Wake Forest						2	3						
28 H North Carolina						3	1	18 A Miami (FL)						0	3						
204 H Boston College						3	0	7 A Florida St.						0	3						
168 H Maryland						3	0	54 H Clemson						3	2						

Non-Div. I Games:

Virginia Tech

LSU				Through Games Of Dec. 17, 2011 [FINAL]											
Average RPI Win:	160	WON-LOST RECORD	WINNING PCT. RANK	LAST 10 GAMES	STRENGTH OF SCHEDULE	OPP. STRENGTH OF SCHEDULE	TEAM RPI	ADJ RPI	CONF. RPI	ADJ CONF. RPI					
DIV. I ONLY		19- 11	.63333	92	5- 5	104	64	69	.55759	66	4	4			
DIV. I NON-CONF.		7- 3	.7	69	0- 0	173	197	106	.53689	106	4	4			
<hr/>															
TOTALS		RPI 1-25		RPI 26-50		W-L RECORDS		RPI 51-100		RPI 101-150		RPI 150+			
19- 11		0- 8		0- 0		OVERALL		2- 2		11- 1		6- 0			
9- 5		0- 4		0- 0		HOME		1- 0		5- 1		3- 0			
7- 5		0- 4		0- 0		AWAY		1- 1		6- 0		0- 0			
3- 1		0- 0		0- 0		NEUTRAL		0- 1		0- 0		3- 0			
7- 3		0- 2		0- 0		NON-CONFERENCE		1- 1		0- 0		6- 0			
3- 1		0- 1		0- 0		HOME		0- 0		0- 0		3- 0			
1- 1		0- 1		0- 0		AWAY		1- 0		0- 0		0- 0			
3- 1		0- 0		0- 0		NEUTRAL		0- 1		0- 0		3- 0			
12- 8		0- 6		0- 0		CONFERENCE		1- 1		11- 1		0- 0			
6- 4		0- 3		0- 0		HOME		1- 0		5- 1		0- 0			
6- 4		0- 3		0- 0		AWAY		0- 1		6- 0		0- 0			
0- 0		0- 0		0- 0		NEUTRAL		0- 0		0- 0		0- 0			
RPI	S	Opponent	Score	RPI	S	Opponent	Score	RPI	S	Opponent	Score	RPI	S	Opponent	Score
11	A	Kentucky	0 3					60	A	New Mexico St.	3 1	104	A	Ole Miss	3 2
11	H	Kentucky	0 3					67	A	Arkansas	0 3	104	H	Ole Miss	2 3
14	A	Tennessee	0 3					67	H	Arkansas	3 0	113	A	South Carolina	3 1
14	H	Tennessee	1 3					72	N	Xavier	2 3	113	H	South Carolina	3 2
16	A	Florida	0 3									120	A	Auburn	3 1
16	H	Florida	1 3									120	H	Auburn	3 1
18	H	Miami (FL)	2 3									123	A	Georgia	3 2
23	A	Western Ky.	1 3									123	H	Georgia	3 1
												130	A	Mississippi St.	3 2
												130	H	Mississippi St.	3 0
												150	A	Alabama	3 1
												150	H	Alabama	3 0
												171	N	Wake Forest	3 0
												227	H	La.-Lafayette	3 0
												229	N	UALR	3 1
												262	H	Jacksonville St.	3 0
												315	N	Grambling	3 0
												326	H	Alcorn St.	3 0
				LAST 10 GAMES											
				67	H	Arkansas	3 0	123	A	Georgia	3 2				
				14	A	Tennessee	0 3	120	A	Auburn	3 1				
				11	A	Kentucky	0 3	130	A	Mississippi St.	3 2				
				113	H	South Carolina	3 2	67	A	Arkansas	0 3				
				16	H	Florida	1 3	104	H	Ole Miss	2 3				

Non-Div. I Games:

LSU

Average RPI Win:	145	WON-LOST RECORD	WINNING PCT. RANK	LAST 10 GAMES	STRENGTH OF SCHEDULE	OPP. STRENGTH OF SCHEDULE	TEAM RPI	ADJ RPI	CONF. RPI	ADJ CONF. RPI		
DIV. I ONLY		18- 13	.58065	114	5- 5	79	50	76	.55672	67	4	4
DIV. I NON-CONF.		8- 3	.72727	62	0- 0	96	120	62	.57871	61	4	4
<hr/>												
TOTALS	RPI 1-25	RPI 26-50		W-L RECORDS		RPI 51-100		RPI 101-150		RPI 150+		
18- 13	0- 6	1- 2		OVERALL		2- 2		10- 3		5- 0		
8- 6	0- 3	1- 1		HOME		1- 1		5- 1		1- 0		
6- 7	0- 3	0- 1		AWAY		1- 1		4- 2		1- 0		
4- 0	0- 0	0- 0		NEUTRAL		0- 0		1- 0		3- 0		
8- 3	0- 0	1- 2		NON-CONFERENCE		1- 1		1- 0		5- 0		
2- 2	0- 0	1- 1		HOME		0- 1		0- 0		1- 0		
2- 1	0- 0	0- 1		AWAY		1- 0		0- 0		1- 0		
4- 0	0- 0	0- 0		NEUTRAL		0- 0		1- 0		3- 0		
10- 10	0- 6	0- 0		CONFERENCE		1- 1		9- 3		0- 0		
6- 4	0- 3	0- 0		HOME		1- 0		5- 1		0- 0		
4- 6	0- 3	0- 0		AWAY		0- 1		4- 2		0- 0		
0- 0	0- 0	0- 0		NEUTRAL		0- 0		0- 0		0- 0		
RPI S	Opponent	Score	RPI S	Opponent	Score	RPI S	Opponent	Score	RPI S	Opponent	Score	
11 A	Kentucky	2 <div>3</div>	27 H	Colorado St.	0 <div>3</div>	66 A	LSU	0 <div>3</div>	104 A	Ole Miss	2 <div>3</div>	
11 H	Kentucky	1 <div>3</div>	29 A	Oklahoma	1 <div>3</div>	66 H	LSU	3 0	104 H	Ole Miss	3 0	
14 A	Tennessee	0 <div>3</div>	48 H	Middle Tenn.	3 0	87 H	Oral Roberts	2 <div>3</div>	113 A	South Carolina	3 0	
14 H	Tennessee	0 <div>3</div>				91 A	Army	3 0	113 H	South Carolina	3 0	
16 A	Florida	0 <div>3</div>							120 A	Auburn	3 0	
16 H	Florida	2 <div>3</div>							120 H	Auburn	3 1	
									123 A	Georgia	2 <div>3</div>	
									123 H	Georgia	2 <div>3</div>	
									127 N	Georgetown	3 2	
									130 A	Mississippi St.	3 0	
									130 H	Mississippi St.	3 0	
									150 A	Alabama	3 1	
									150 H	Alabama	3 0	
									160 N	Dartmouth	3 1	
									171 A	Wake Forest	3 0	
									239 N	NJIT	3 0	
									265 H	McNeese St.	3 0	
									307 N	Charleston So.	3 0	
<hr/>												
			LAST 10 GAMES									
			66 A LSU			0 <div>3</div>	120 A Auburn			3 0		
			11 A Kentucky			2 <div>3</div>	123 A Georgia			2 <div>3</div>		
			14 A Tennessee			0 <div>3</div>	130 A Mississippi St.			3 0		
			16 H Florida			2 <div>3</div>	66 H LSU			3 0		
			113 H South Carolina			3 0	150 H Alabama			3 0		

Non-Div. I Games:

Arkansas

Average RPI Win:		203	WON-LOST RECORD		WINNING PCT. RANK		LAST 10 GAMES		STRENGTH OF SCHEDULE		OPP. STRENGTH OF SCHEDULE		TEAM RPI		ADJ RPI		CONF. RPI		ADJ CONF. RPI					
DIV. I ONLY			27- 8		.77143		29		8- 2		166		174		62		.55591		69		20		20	
DIV. I NON-CONF.			8- 7		.53333		156		0- 2		126		142		131		.50943		136		19		18	
TOTALS		RPI 1-25		RPI 26-50		W-L RECORDS		RPI 51-100		RPI 101-150		RPI 150+												
27- 8		0- 1		0- 1		OVERALL		2- 2		2- 3		23- 1												
10- 4		0- 0		0- 1		HOME		0- 2		1- 1		9- 0												
10- 3		0- 1		0- 0		AWAY		1- 0		1- 1		8- 1												
7- 1		0- 0		0- 0		NEUTRAL		1- 0		0- 1		6- 0												
8- 7		0- 1		0- 1		NON-CONFERENCE		0- 1		0- 3		8- 1												
2- 3		0- 0		0- 1		HOME		0- 1		0- 1		2- 0												
1- 3		0- 1		0- 0		AWAY		0- 0		0- 1		1- 1												
5- 1		0- 0		0- 0		NEUTRAL		0- 0		0- 1		5- 0												
19- 1		0- 0		0- 0		CONFERENCE		2- 1		2- 0		15- 0												
8- 1		0- 0		0- 0		HOME		0- 1		1- 0		7- 0												
9- 0		0- 0		0- 0		AWAY		1- 0		1- 0		7- 0												
2- 0		0- 0		0- 0		NEUTRAL		1- 0		0- 0		1- 0												
RPI	S	Opponent		Score		RPI	S	Opponent		Score		RPI	S	Opponent		Score								
2	A	Texas		0 3		49	H	Baylor		2 3		60	H	New Mexico St.		1 3								
												80	A	UTSA		3 1								
												80	H	UTSA		0 3								
												80	N	UTSA		3 1								
												107	H	Houston Baptist		2 3								
												112	N	Syracuse		0 3								
												136	A	Sam Houston St.		3 0								
												136	H	Sam Houston St.		3 1								
												150	A	Alabama		2 3								
												162	A	Stephen F. Austin		3 0								
												162	H	Stephen F. Austin		3 0								
												165	A	North Texas		3 0								
												173	A	Utah St.		2 3								
												180	N	Kennesaw St.		3 0								
												186	A	Central Ark.		3 2								
												186	H	Central Ark.		3 1								
												193	N	Idaho St.		3 0								
												194	H	West Virginia		3 0								
												201	A	Texas-Arlington		3 0								
												201	H	Texas-Arlington		3 1								
												215	N	Jackson St.		3 0								
												219	A	A&M-Corpus Christi		3 0								
												219	H	A&M-Corpus Christi		3 0								
												227	H	La.-Lafayette		3 1								
												234	A	Nicholls St.		3 1								
												241	H	Lamar		3 1								
												243	A	Northwestern St.		3 1								
												243	H	Northwestern St.		3 0								
												243	N	Northwestern St.		3 1								
												258	N	Austin Peay		3 1								
												265	H	McNeese St.		3 1								
LAST 10 GAMES																								

Non-Div. I Games:

Texas St.

RPI	S	Opponent	Score	
310	N	Alabama St.	3	1
311	A	Southeastern La.	3	0

Texas St.

T
e
x
a
s
S
t
.

T
e
x
a
s
S
t
.

[illegible]

Non-Div. I Games:

Eastern Mich.

Average RPI Win:		204	WON-LOST RECORD		WINNING PCT. RANK		LAST 10 GAMES		STRENGTH OF SCHEDULE		OPP. STRENGTH OF SCHEDULE		TEAM RPI	ADJ RPI		CONF. RPI	ADJ CONF. RPI
DIV. I ONLY			25- 10		.71429 50		9- 1		115		180		66	.55524 71		18	18
DIV. I NON-CONF.			9- 7		.5625 140		0- 0		159		152		137	.50672 141		20	21
TOTALS		RPI 1-25		RPI 26-50		W-L RECORDS		RPI 51-100		RPI 101-150		RPI 150+					
25- 10		0- 1		0- 1		OVERALL		4- 4		2- 3		19- 1					
12- 4		0- 0		0- 0		HOME		3- 1		1- 2		8- 1					
9- 3		0- 1		0- 0		AWAY		0- 2		1- 0		8- 0					
4- 3		0- 0		0- 1		NEUTRAL		1- 1		0- 1		3- 0					
9- 7		0- 1		0- 1		NON-CONFERENCE		1- 1		0- 3		8- 1					
4- 4		0- 0		0- 0		HOME		1- 1		0- 2		3- 1					
3- 1		0- 1		0- 0		AWAY		0- 0		0- 0		3- 0					
2- 2		0- 0		0- 1		NEUTRAL		0- 0		0- 1		2- 0					
16- 3		0- 0		0- 0		CONFERENCE		3- 3		2- 0		11- 0					
8- 0		0- 0		0- 0		HOME		2- 0		1- 0		5- 0					
6- 2		0- 0		0- 0		AWAY		0- 2		1- 0		5- 0					
2- 1		0- 0		0- 0		NEUTRAL		1- 1		0- 0		1- 0					
RPI	S	Opponent		Score		RPI	S	Opponent		Score		RPI	S	Opponent		Score	
8	A	Purdue		0 3		49	N	Baylor		0 3		54	H	Clemson		2 3	
												61	A	Samford		0 3	
												61	N	Samford		0 3	
												64	A	Furman		1 3	
												64	H	Furman		3 0	
												83	H	Wyoming		3 1	
												98	H	Appalachian St.		3 0	
												98	N	Appalachian St.		3 1	
														113 H South Carolina		2 3	
														128 A Ga. Southern		3 2	
														128 H Ga. Southern		3 1	
														147 N VCU		1 3	
														149 H Winthrop		2 3	
														175 H Elon		3 0	
														175 N Elon		3 0	
														189 A Georgia St.		3 1	
														190 N Harvard		3 2	
														196 A Davidson		3 2	
														196 H Davidson		3 0	
														217 H North Florida		2 3	
														219 H A&M-Corpus Christi		3 1	
														223 H Western Caro.		3 1	
														230 H UNC Wilmington		3 2	
														233 A Presbyterian		3 1	
														237 A UNC Greensboro		3 0	
														262 N Jacksonville St.		3 0	
														272 A Wofford		3 0	
														272 H Wofford		3 0	
														276 A Coastal Caro.		3 1	
														279 A Chattanooga		3 1	
														282 A Citadel		3 0	
														282 H Citadel		3 1	
														307 H Charleston So.		3 0	
LAST 10 GAMES																	
						61	N	Samford		0 3		272	H	Wofford		3 0	
						98	N	Appalachian St.		3 1		64	H	Furman		3 0	
						175	N	Elon		3 0		196	A	Davidson		3 2	
						237	A	UNC Greensboro		3 0		128	A	Ga. Southern		3 2	
						282	A	Citadel		3 0		223	H	Western Caro.		3 1	

Non-Div. I Games:

Col. of Charleston

X
a
v
i
e
r

Xavier					Through Games Of Dec. 17, 2011 [FINAL]										
Average RPI Win: 167		WON-LOST RECORD	WINNING PCT. RANK		LAST 10 GAMES	STRENGTH OF SCHEDULE	OPP. STRENGTH OF SCHEDULE	TEAM RPI	ADJ RPI		CONF. RPI	ADJ CONF. RPI			
Average RPI Loss: 82															
DIV. I ONLY		21- 11	.656	25 76	7- 3	113	107	77	.555	04 72	17	17			
DIV. I NON-CONF.		9- 6	.6	112	1- 1	102	44	83	.553	14 79	17	17			
<hr/>															
TOTALS		RPI 1-25		RPI 26-50		W-L RECORDS		RPI 51-100		RPI 101-150		RPI 150+			
21- 11		1- 3		1- 2		OVERALL		5- 2		3- 2		11- 2			
9- 0		0- 0		1- 0		HOME		2- 0		2- 0		4- 0			
4- 10		0- 3		0- 2		AWAY		0- 2		0- 1		4- 2			
8- 1		1- 0		0- 0		NEUTRAL		3- 0		1- 1		3- 0			
<hr/>															
9- 6		1- 3		0- 0		NON-CONFERENCE		3- 1		1- 1		4- 1			
2- 0		0- 0		0- 0		HOME		1- 0		0- 0		1- 0			
0- 5		0- 3		0- 0		AWAY		0- 1		0- 0		0- 1			
7- 1		1- 0		0- 0		NEUTRAL		2- 0		1- 1		3- 0			
<hr/>															
12- 5		0- 0		1- 2		CONFERENCE		2- 1		2- 1		7- 1			
7- 0		0- 0		1- 0		HOME		1- 0		2- 0		3- 0			
4- 5		0- 0		0- 2		AWAY		0- 1		0- 1		4- 1			
1- 0		0- 0		0- 0		NEUTRAL		1- 0		0- 0		0- 0			
<hr/>															
RPI S	Opponent	Score		RPI S	Opponent	Score		RPI S	Opponent	Score		RPI S	Opponent	Score	
19 N	Texas A&M	3	2	34 A	Dayton	1	3	62 A	Houston	0	3	116 A	George Washington	2	3
20 A	Cincinnati	1	3	34 A	Dayton	1	3	66 N	LSU	3	2	116 H	George Washington	3	0
22 A	Michigan	1	3	34 H	Dayton	3	2	82 A	Saint Louis	1	3	132 N	Toledo	2	3
23 A	Western Ky.	1	3					82 H	Saint Louis	3	1	133 H	Duquesne	3	0
								82 N	Saint Louis	3	1	147 N	VCU	3	0
								90 H	Lipscomb	3	1	157 A	Charlotte	3	0
								90 N	Lipscomb	3	0	168 A	Maryland	0	3
												171 N	Wake Forest	3	1
												186 N	Central Ark.	3	0
												206 A	Rhode Island	1	3
												206 H	Rhode Island	3	0
												246 A	Temple	3	0
												246 H	Temple	3	0
												254 H	Wright St.	3	0
												273 A	Fordham	3	0
												301 N	Quinnipiac	3	0
												308 A	La Salle	3	0
												308 H	La Salle	3	0
<hr/>															
LAST 10 GAMES															
90 H Lipscomb						3	1	308 A La Salle						3	0
34 A Dayton						1	3	34 H Dayton						3	2
82 N Saint Louis						3	1	206 H Rhode Island						3	0
246 A Temple						3	0	116 H George Washington						3	0
82 A Saint Louis						1	3	20 A Cincinnati						1	3

X
a
v
i
e
r

Non-Div. I Games:

Xavier

UCF

Average RPI Win: 149		WON-LOST RECORD		WINNING PCT. RANK		LAST 10 GAMES		STRENGTH OF SCHEDULE		OPP. STRENGTH OF SCHEDULE		TEAM RPI		ADJ RPI		CONF. RPI		ADJ CONF. RPI				
DIV. I ONLY		20- 11		.64516 81		7- 3		106		102		74		.55483 73		11		11				
DIV. I NON-CONF.		8- 3		.72727 62		0- 0		94		92		60		.58099 60		9		9				
<hr/>																						
TOTALS		RPI 1-25		RPI 26-50		W-L RECORDS		RPI 51-100		RPI 101-150		RPI 150+										
20- 11		1- 2		0- 1		OVERALL		6- 4		4- 1		9- 3										
12- 6		0- 1		0- 1		HOME		3- 3		2- 0		7- 1										
6- 5		0- 1		0- 0		AWAY		2- 1		2- 1		2- 2										
2- 0		1- 0		0- 0		NEUTRAL		1- 0		0- 0		0- 0										
<hr/>																						
8- 3		1- 0		0- 1		NON-CONFERENCE		1- 1		1- 0		5- 1										
5- 3		0- 0		0- 1		HOME		0- 1		1- 0		4- 1										
1- 0		0- 0		0- 0		AWAY		0- 0		0- 0		1- 0										
2- 0		1- 0		0- 0		NEUTRAL		1- 0		0- 0		0- 0										
<hr/>																						
12- 8		0- 2		0- 0		CONFERENCE		5- 3		3- 1		4- 2										
7- 3		0- 1		0- 0		HOME		3- 2		1- 0		3- 0										
5- 5		0- 1		0- 0		AWAY		2- 1		2- 1		1- 2										
0- 0		0- 0		0- 0		NEUTRAL		0- 0		0- 0		0- 0										
<hr/>																						
RPI	S	Opponent		Score		RPI	S	Opponent		Score		RPI	S	Opponent		Score						
4	N	Southern California		3	0	35	H	Michigan St.		0	3	62	A	Houston		1	3	109	A	UTEP	3	0
25	A	Tulsa		0	3							62	H	Houston		3	2	109	H	UTEP	3	0
25	H	Tulsa		1	3							63	A	Rice		3	1	125	H	Pittsburgh	3	0
												63	H	Rice		3	1	137	A	Memphis	3	1
												64	N	Furman		3	0	137	A	Memphis	1	3
												84	H	UAB		1	3	151	A	Southern Miss.	2	3
												84	H	UAB		2	3	152	A	Fla. Gulf Coast	3	0
												93	H	FIU		2	3	154	H	South Fla.	1	3
												96	A	SMU		3	2	187	A	Marshall	0	3
												96	H	SMU		3	0	187	H	Marshall	3	2
																		211	H	Tulane	3	0
																		216	H	South Ala.	3	0
																		217	H	North Florida	3	1
																		237	H	UNC Greensboro	3	0
																		274	A	East Carolina	3	0
																		274	H	East Carolina	3	1
																		292	H	Fla. Atlantic	3	0
<hr/>																						
LAST 10 GAMES																						
						109	A	UTEP		3	0	137	A	Memphis		1	3					
						96	A	SMU		3	2	137	A	Memphis		3	1					
						25	A	Tulsa		0	3	63	H	Rice		3	1					
						274	H	East Carolina		3	1	62	H	Houston		3	2					
						187	H	Marshall		3	2	151	A	Southern Miss.		2	3					

Non-Div. I Games:

UCF

Average RPI Win:	175	WON-LOST RECORD	WINNING PCT. RANK	LAST 10 GAMES	STRENGTH OF SCHEDULE	OPP. STRENGTH OF SCHEDULE	TEAM RPI	ADJ RPI	CONF. RPI	ADJ CONF. RPI					
DIV. I ONLY		17- 14	.54839	135	6- 4	56	70	80	.55463	74	10	10			
DIV. I NON-CONF.		5- 7	.41667	208	0- 0	36	24	93	.54968	84	11	10			
<hr/>															
TOTALS	RPI 1-25	RPI 26-50		W-L RECORDS		RPI 51-100		RPI 101-150		RPI 150+					
17- 14	0- 7	1- 4		OVERALL		2- 1		2- 1		12- 1					
9- 5	0- 2	1- 2		HOME		0- 1		1- 0		7- 0					
5- 8	0- 5	0- 2		AWAY		0- 0		1- 0		4- 1					
3- 1	0- 0	0- 0		NEUTRAL		2- 0		0- 1		1- 0					
5- 7	0- 5	0- 1		NON-CONFERENCE		2- 1		0- 0		3- 0					
2- 3	0- 1	0- 1		HOME		0- 1		0- 0		2- 0					
0- 4	0- 4	0- 0		AWAY		0- 0		0- 0		0- 0					
3- 0	0- 0	0- 0		NEUTRAL		2- 0		0- 0		1- 0					
12- 7	0- 2	1- 3		CONFERENCE		0- 0		2- 1		9- 1					
7- 2	0- 1	1- 1		HOME		0- 0		1- 0		5- 0					
5- 4	0- 1	0- 2		AWAY		0- 0		1- 0		4- 1					
0- 1	0- 0	0- 0		NEUTRAL		0- 0		0- 1		0- 0					
<hr/>															
RPI	S	Opponent	Score	RPI	S	Opponent	Score	RPI	S	Opponent	Score				
6	A	Nebraska	0 3	38	H	Marquette	0 3	55	N	St. Mary's (CA)	3 0	111	A	Illinois St.	3 2
9	A	UNI	1 3	44	A	Wichita St.	0 3	80	N	UTSA	3 2	111	H	Illinois St.	3 1
9	H	UNI	0 3	44	H	Wichita St.	3 2	84	H	UAB	1 3	111	N	Illinois St.	1 3
17	H	Northern Ill.	0 3	45	A	Missouri St.	1 3					174	H	South Dakota	3 1
19	A	Texas A&M	1 3	45	H	Missouri St.	1 3					184	A	Evansville	3 0
19	A	Texas A&M	0 3									184	H	Evansville	3 0
24	A	Kansas St.	2 3									195	A	Drake	3 2
												195	H	Drake	3 0
												208	A	Indiana St.	3 0
												208	H	Indiana St.	3 0
												222	A	Bradley	2 3
												222	H	Bradley	3 1
												228	A	Southern Ill.	3 1
												228	H	Southern Ill.	3 2
												265	H	McNeese St.	3 0
												289	N	Weber St.	3 0
<hr/>															
				LAST 10 GAMES											
				111	N	Illinois St.	1 3	44	H	Wichita St.	3 2				
				195	A	Drake	3 2	111	A	Illinois St.	3 2				
				222	A	Bradley	2 3	208	A	Indiana St.	3 0				
				9	A	UNI	1 3	184	H	Evansville	3 0				
				45	H	Missouri St.	1 3	228	H	Southern Ill.	3 2				

Non-Div. I Games:

Creighton

Average RPI Win:		225	WON-LOST RECORD		WINNING PCT. RANK		LAST 10 GAMES		STRENGTH OF SCHEDULE		OPP. STRENGTH OF SCHEDULE		TEAM RPI		ADJ RPI		CONF. RPI		ADJ CONF. RPI				
DIV. I ONLY			27- 8		.77143	29	9- 1		168		233		73		.55421		75		29		29		
DIV. I NON-CONF.			11- 6		.64706	91	1- 1		98		118		74		.55822		74		29		29		
TOTALS		RPI 1-25		RPI 26-50		W-L RECORDS		RPI 51-100		RPI 101-150		RPI 150+											
27- 8		0- 1		0- 3		OVERALL		2- 1		3- 2		22- 1											
10- 2		0- 0		0- 1		HOME		0- 0		1- 0		9- 1											
12- 4		0- 1		0- 1		AWAY		1- 0		1- 2		10- 0											
5- 2		0- 0		0- 1		NEUTRAL		1- 1		1- 0		3- 0											
11- 6		0- 1		0- 3		NON-CONFERENCE		2- 1		1- 1		8- 0											
3- 1		0- 0		0- 1		HOME		0- 0		0- 0		3- 0											
4- 3		0- 1		0- 1		AWAY		1- 0		0- 1		3- 0											
4- 2		0- 0		0- 1		NEUTRAL		1- 1		1- 0		2- 0											
16- 2		0- 0		0- 0		CONFERENCE		0- 0		2- 1		14- 1											
7- 1		0- 0		0- 0		HOME		0- 0		1- 0		6- 1											
8- 1		0- 0		0- 0		AWAY		0- 0		1- 1		7- 0											
1- 0		0- 0		0- 0		NEUTRAL		0- 0		0- 0		1- 0											
RPI	S	Opponent		Score		RPI	S	Opponent		Score		RPI	S	Opponent		Score							
21	A	Stanford		1	3	35	A	Michigan St.		0	3	68	N	Delaware		1	3	112	A	Syracuse		0	3
						36	N	Ball St.		1	3	88	N	Yale		3	1	147	N	VCU		3	2
						38	H	Marquette		1	3	91	A	Army		3	0	148	A	Long Island		3	1
																		148	A	Long Island		2	3
																		148	H	Long Island		3	2
																		163	A	Columbia		3	0
																		168	A	Maryland		3	2
																		182	A	Central Conn. St.		3	1
																		182	H	Central Conn. St.		3	1
																		182	N	Central Conn. St.		3	1
																		183	A	Connecticut		3	1
																		226	A	Robert Morris		3	0
																		226	H	Robert Morris		1	3
																		236	H	Rutgers		3	0
																		244	N	Siena		3	0
																		247	A	Fairleigh Dickinson		3	0
																		247	H	Fairleigh Dickinson		3	0
																		261	A	Bryant		3	1
																		261	H	Bryant		3	2
																		268	H	Brown		3	0
																		270	H	Hartford		3	0
																		296	A	Saint Francis (PA)		3	0
																		296	H	Saint Francis (PA)		3	0
																		300	N	Youngstown St.		3	0
																		301	A	Quinnipiac		3	0
																		301	H	Quinnipiac		3	0
																		323	A	St. Francis (NY)		3	0
LAST 10 GAMES																							
						21	A	Stanford		1	3	163	A	Columbia		3	0	296	A	Saint Francis (PA)		3	0
						148	A	Long Island		3	1	148	H	Long Island		3	2	300	N	Youngstown St.		3	0
						182	N	Central Conn. St.		3	1	323	H	St. Francis (NY)		3	0	301	A	Quinnipiac		3	0
						226	A	Robert Morris		3	0	301	A	Quinnipiac		3	0	301	H	Quinnipiac		3	0
						296	A	Saint Francis (PA)		3	0	247	A	Fairleigh Dickinson		3	0	323	A	St. Francis (NY)		3	0

Non-Div. I Games:

Sacred Heart

Sacred Heart

Northeastern

Through Games Of Dec. 17, 2011 [FINAL]

Average RPI Win:	206	WON-LOST	WINNING	LAST 10	STRENGTH OF	OPP. STRENGTH	TEAM	ADJ	CONF.	ADJ CONF.	
Average RPI Loss:	89	RECORD	PCT. RANK	GAMES	SCHEDULE	OF SCHEDULE	RPI	RPI	RPI	RPI	
DIV. I ONLY	21- 6	.77778	27	8- 2	187	175	70	.55397	76	15	15
DIV. I NON-CONF.	10- 2	.83333	23	0- 0	220	213	79	.5518	80	15	15
<hr/>											
TOTALS	RPI 1-25	RPI 26-50		W-L RECORDS		RPI 51-100		RPI 101-150		RPI 150+	
21- 6	0- 0	0- 2		OVERALL		0- 2		4- 1		17- 1	
8- 1	0- 0	0- 0		HOME		0- 1		2- 0		6- 0	
7- 3	0- 0	0- 1		AWAY		0- 1		2- 0		5- 1	
6- 2	0- 0	0- 1		NEUTRAL		0- 0		0- 1		6- 0	
<hr/>											
10- 2	0- 0	0- 2		NON-CONFERENCE		0- 0		0- 0		10- 0	
2- 0	0- 0	0- 0		HOME		0- 0		0- 0		2- 0	
2- 1	0- 0	0- 1		AWAY		0- 0		0- 0		2- 0	
6- 1	0- 0	0- 1		NEUTRAL		0- 0		0- 0		6- 0	
<hr/>											
11- 4	0- 0	0- 0		CONFERENCE		0- 2		4- 1		7- 1	
6- 1	0- 0	0- 0		HOME		0- 1		2- 0		4- 0	
5- 2	0- 0	0- 0		AWAY		0- 1		2- 0		3- 1	
0- 1	0- 0	0- 0		NEUTRAL		0- 0		0- 1		0- 0	
<hr/>											
RPI S	Opponent	Score	RPI S	Opponent	Score	RPI S	Opponent	Score	RPI S	Opponent	Score
			26 A	San Diego	0 3	68 A	Delaware	0 3	103 A	James Madison	3 2
			45 N	Missouri St.	0 3	68 H	Delaware	0 3	121 A	Towson	3 2
									121 H	Towson	3 0
									147 H	VCU	3 2
									147 N	VCU	2 3
									179 A	Hofstra	2 3
									179 H	Hofstra	3 0
									182 H	Central Conn. St.	3 1
									188 N	UC Riverside	3 2
									189 A	Georgia St.	3 2
									189 H	Georgia St.	3 0
									190 A	Harvard	3 1
									214 N	Buffalo	3 0
									220 A	George Mason	3 0
									230 A	UNC Wilmington	3 1
									230 H	UNC Wilmington	3 1
									238 H	New Hampshire	3 0
									240 H	William & Mary	3 0
									247 N	Fairleigh Dickinson	3 0
									252 A	St. John's (NY)	3 0
									268 N	Brown	3 0
									278 N	Holy Cross	3 0
									309 N	Navy	3 0
<hr/>											
			LAST 10 GAMES								
			147 N	VCU	2 3	147 H	VCU	3 2			
			230 A	UNC Wilmington	3 1	240 H	William & Mary	3 0			
			189 A	Georgia St.	3 2	179 H	Hofstra	3 0			
			68 A	Delaware	0 3	103 A	James Madison	3 2			
			121 A	Towson	3 2	220 A	George Mason	3 0			

Non-Div. I Games:

Northeastern

Northwestern

Through Games Of Dec. 17, 2011 [FINAL]

Average RPI Win: 140		WON-LOST RECORD		WINNING PCT. RANK		LAST 10 GAMES		STRENGTH OF SCHEDULE		OPP. STRENGTH OF SCHEDULE		TEAM RPI		ADJ RPI		CONF. RPI		ADJ CONF. RPI					
DIV. I ONLY		16- 15		.51613 148		5- 5		69		15		85		.55298 78		2		2					
DIV. I NON-CONF.		9- 2		.81818 27		0- 0		255		174		102		.53581 108		1		1					
TOTALS		RPI 1-25		RPI 26-50		W-L RECORDS		RPI 51-100		RPI 101-150		RPI 150+											
16- 15		2- 9		1- 3		OVERALL		2- 1		6- 1		5- 1											
8- 5		2- 4		1- 1		HOME		2- 0		2- 0		1- 0											
4- 9		0- 5		0- 2		AWAY		0- 1		3- 1		1- 0											
4- 1		0- 0		0- 0		NEUTRAL		0- 0		1- 0		3- 1											
9- 2		0- 0		0- 0		NON-CONFERENCE		1- 0		3- 1		5- 1											
3- 0		0- 0		0- 0		HOME		1- 0		1- 0		1- 0											
2- 1		0- 0		0- 0		AWAY		0- 0		1- 1		1- 0											
4- 1		0- 0		0- 0		NEUTRAL		0- 0		1- 0		3- 1											
7- 13		2- 9		1- 3		CONFERENCE		1- 1		3- 0		0- 0											
5- 5		2- 4		1- 1		HOME		1- 0		1- 0		0- 0											
2- 8		0- 5		0- 2		AWAY		0- 1		2- 0		0- 0											
0- 0		0- 0		0- 0		NEUTRAL		0- 0		0- 0		0- 0											
RPI	S	Opponent		Score		RPI	S	Opponent		Score		RPI	S	Opponent		Score							
1	A	Illinois		0	3	35	A	Michigan St.		2	3	57	A	Wisconsin		0	3						
1	H	Illinois		0	3	35	H	Michigan St.		1	3	57	H	Wisconsin		3	2						
6	H	Nebraska		3	1	40	A	Ohio St.		1	3	60	H	New Mexico St.		3	0						
8	A	Purdue		0	3	40	H	Ohio St.		3	2												
8	H	Purdue		1	3																		
12	A	Minnesota		1	3																		
12	H	Minnesota		3	0																		
13	A	Penn St.		2	3																		
13	H	Penn St.		0	3																		
22	A	Michigan		2	3																		
22	H	Michigan		2	3																		
						LAST 10 GAMES																	
6 H Nebraska						3 1						40 H Ohio St.						3 2					
1 A Illinois						0 3						8 A Purdue						0 3					
35 A Michigan St.						2 3						141 A Indiana						3 0					
22 A Michigan						2 3						57 H Wisconsin						3 2					
13 H Penn St.						0 3						12 H Minnesota						3 0					

Non-Div. I Games:

Northwestern

Average RPI Win: 157		WON-LOST	WINNING	LAST 10	STRENGTH OF		OPP. STRENGTH	TEAM	ADJ	CONF.	ADJ CONF.
Average RPI Loss: 59		RECORD	PCT. RANK	GAMES	SCHEDULE		OF SCHEDULE	RPI	RPI	RPI	RPI
DIV. I ONLY		19- 14	.57576	120	76		66	79	.55263	79	7
DIV. I NON-CONF.		8- 6	.57143	134	198		72	150	.4987	153	8
TOTALS		RPI 1-25	RPI 26-50		W-L RECORDS		RPI 51-100		RPI 101-150		RPI 150+
19- 14	1- 3	2- 7		OVERALL		2- 1		4- 2		10- 1	
5- 3	0- 1	0- 2		HOME		1- 0		1- 0		3- 0	
6- 9	0- 2	0- 4		AWAY		0- 1		3- 2		3- 0	
8- 2	1- 0	2- 1		NEUTRAL		1- 0		0- 0		4- 1	
8- 6	0- 1	0- 2		NON-CONFERENCE		1- 0		0- 2		7- 1	
0- 0	0- 0	0- 0		HOME		0- 0		0- 0		0- 0	
3- 4	0- 1	0- 1		AWAY		0- 0		0- 2		3- 0	
5- 2	0- 0	0- 1		NEUTRAL		1- 0		0- 0		4- 1	
11- 8	1- 2	2- 5		CONFERENCE		1- 1		4- 0		3- 0	
5- 3	0- 1	0- 2		HOME		1- 0		1- 0		3- 0	
3- 5	0- 1	0- 3		AWAY		0- 1		3- 0		0- 0	
3- 0	1- 0	2- 0		NEUTRAL		0- 0		0- 0		0- 0	
RPI S	Opponent	Score		RPI S	Opponent	Score		RPI S	Opponent	Score	
1 A	Illinois	0	3	36 A	Ball St.	1	3	70 A	Eastern Mich.	1	3
17 A	Northern Ill.	0	3	36 H	Ball St.	0	3	70 H	Eastern Mich.	3	2
17 H	Northern Ill.	1	3	38 N	Marquette	0	3	82 N	Saint Louis	3	0
17 N	Northern Ill.	3	2	39 A	Western Mich.	1	3				
				39 H	Western Mich.	1	3				
				39 N	Western Mich.	3	0				
				41 A	Long Beach St.	1	3				
				50 A	Ohio	2	3				
				50 N	Ohio	3	0				
LAST 10 GAMES											
1 A	Illinois	0	3	39 N	Western Mich.	3	0				
161 A	UC Irvine	3	2	36 A	Ball St.	1	3				
41 A	Long Beach St.	1	3	132 A	Toledo	3	1				
17 N	Northern Ill.	3	2	50 A	Ohio	2	3				
50 N	Ohio	3	0	70 A	Eastern Mich.	1	3				

Non-Div. I Games:

Central Mich.

U
T
S
A

UTSA

Average RPI Win: 146		WON-LOST RECORD		WINNING PCT. RANK		LAST 10 GAMES		STRENGTH OF SCHEDULE		OPP. STRENGTH OF SCHEDULE		TEAM RPI		ADJ RPI		CONF. RPI		ADJ CONF. RPI	
DIV. I ONLY		15- 16		.48387 164		3- 7		47		51		92		.55215 81		5		5	
DIV. I NON-CONF.		7- 4		.63636 95		0- 1		46		78		55		.59339 49		5		5	
TOTALS		RPI 1-25		RPI 26-50		W-L RECORDS		RPI 51-100		RPI 101-150		RPI 150+							
15- 16		2- 3		1- 5		OVERALL		1- 6		2- 2		9- 0							
8- 7		1- 2		1- 2		HOME		0- 2		1- 1		5- 0							
5- 8		1- 1		0- 3		AWAY		0- 3		0- 1		4- 0							
2- 1		0- 0		0- 0		NEUTRAL		1- 1		1- 0		0- 0							
7- 4		1- 0		1- 1		NON-CONFERENCE		1- 3		2- 0		2- 0							
5- 1		1- 0		1- 0		HOME		0- 1		1- 0		2- 0							
0- 2		0- 0		0- 1		AWAY		0- 1		0- 0		0- 0							
2- 1		0- 0		0- 0		NEUTRAL		1- 1		1- 0		0- 0							
8- 12		1- 3		0- 4		CONFERENCE		0- 3		0- 2		7- 0							
3- 6		0- 2		0- 2		HOME		0- 1		0- 1		3- 0							
5- 6		1- 1		0- 2		AWAY		0- 2		0- 1		4- 0							
0- 0		0- 0		0- 0		NEUTRAL		0- 0		0- 0		0- 0							
RPI S	Opponent	Score		RPI S	Opponent	Score		RPI S	Opponent	Score		RPI S	Opponent	Score					
7 A	Florida St.	0	3	28 A	North Carolina	1	3	54 A	Clemson	0	3	107 N	Houston Baptist	3	0				
7 H	Florida St.	1	3	28 H	North Carolina	0	3	54 H	Clemson	0	3	110 A	North Carolina St.	0	3				
18 A	Miami (FL)	3	1	30 H	Louisville	3	2	61 H	Samford	1	3	110 H	North Carolina St.	2	3				
18 H	Miami (FL)	2	3	43 A	Duke	0	3	63 A	Rice	2	3	123 H	Georgia	3	0				
24 H	Kansas St.	3	1	43 H	Duke	1	3	64 N	Furman	3	1	168 A	Maryland	3	1				
				48 A	Middle Tenn.	1	3	65 A	Virginia Tech	2	3	168 H	Maryland	3	1				
								80 N	UTSA	1	3	171 A	Wake Forest	3	1				
												171 H	Wake Forest	3	0				
												172 A	Virginia	3	1				
												204 A	Boston College	3	1				
												204 H	Boston College	3	0				
												264 H	Mercer	3	0				
												298 H	Tennessee Tech	3	0				
				LAST 10 GAMES															
				54 H	Clemson	0	3	168 A	Maryland	3	1								
				7 H	Florida St.	1	3	204 A	Boston College	3	1								
				18 H	Miami (FL)	2	3	43 H	Duke	1	3								
				110 A	North Carolina St.	0	3	171 H	Wake Forest	3	0								
				28 A	North Carolina	1	3	48 A	Middle Tenn.	1	3								

Non-Div. I Games:

Georgia Tech

Average RPI Win: 160		WON-LOST	WINNING	LAST 10	STRENGTH OF		OPP. STRENGTH	TEAM	ADJ		CONF.	ADJ CONF.	
Average RPI Loss: 93		RECORD	PCT. RANK	GAMES	SCHEDULE		OF SCHEDULE	RPI	RPI		RPI	RPI	
DIV. I ONLY		20- 11	.64516	81	6- 3		98	116	72	.54883	83	8	9
DIV. I NON-CONF.		10- 5	.66667	78	0- 0		150	141	100	.53706	105	12	12
<hr/>													
TOTALS		RPI 1-25		RPI 26-50		W-L RECORDS		RPI 51-100		RPI 101-150		RPI 150+	
20- 11		0- 0		1- 3		OVERALL		2- 3		7- 2		10- 3	
10- 4		0- 0		1- 0		HOME		0- 1		4- 1		5- 2	
6- 4		0- 0		0- 1		AWAY		2- 1		2- 1		2- 1	
4- 3		0- 0		0- 2		NEUTRAL		0- 1		1- 0		3- 0	
10- 5		0- 0		0- 1		NON-CONFERENCE		1- 2		1- 1		8- 1	
5- 2		0- 0		0- 0		HOME		0- 0		1- 1		4- 1	
2- 1		0- 0		0- 0		AWAY		1- 1		0- 0		1- 0	
3- 2		0- 0		0- 1		NEUTRAL		0- 1		0- 0		3- 0	
10- 6		0- 0		1- 2		CONFERENCE		1- 1		6- 1		2- 2	
5- 2		0- 0		1- 0		HOME		0- 1		3- 0		1- 1	
4- 3		0- 0		0- 1		AWAY		1- 0		2- 1		1- 1	
1- 1		0- 0		0- 1		NEUTRAL		0- 0		1- 0		0- 0	
RPI S	Opponent	Score	RPI S	Opponent	Score	RPI S	Opponent	Score	RPI S	Opponent	Score		
			27 A	Colorado St.	0 3	56 A	TCU	3 2	101 A	San Diego St.	0 3		
			27 H	Colorado St.	3 2	56 H	TCU	2 3	101 H	San Diego St.	3 2		
			27 N	Colorado St.	0 3	71 A	Col. of Charleston	1 3	106 H	Oregon St.	2 3		
			46 N	Milwaukee	1 3	77 N	IPFW	0 3	111 H	Illinois St.	3 0		
						99 A	Northern Colo.	3 1	117 A	New Mexico	3 2		
									117 H	New Mexico	3 0		
									117 N	New Mexico	3 1		
									144 A	UNLV	3 2		
									144 H	UNLV	3 1		
									158 A	Boise St.	1 3		
									158 H	Boise St.	2 3		
									174 H	South Dakota	3 0		
									189 H	Georgia St.	3 0		
									193 H	Idaho St.	1 3		
									195 A	Drake	3 0		
									198 H	Gonzaga	3 0		
									217 N	North Florida	3 1		
									219 N	A&M-Corpus Christi	3 0		
									230 N	UNC Wilmington	3 0		
									248 A	Air Force	3 0		
									248 H	Air Force	3 0		
									255 H	DePaul	3 0		
LAST 10 GAMES													
			27 N	Colorado St.	0 3	101 H	San Diego St.	3 2					
			117 N	New Mexico	3 1	144 H	UNLV	3 1					
			56 A	TCU	3 2	158 A	Boise St.	1 3					
			117 A	New Mexico	3 2	248 A	Air Force	3 0					
			27 A	Colorado St.	0 3	117 H	New Mexico	3 0					

Non-Div. I Games: Colo. Christian 3 0

Wyoming

UAB

Average RPI Win: 172		WON-LOST RECORD		WINNING PCT. RANK		LAST 10 GAMES		STRENGTH OF SCHEDULE		OPP. STRENGTH OF SCHEDULE		TEAM RPI		ADJ RPI		CONF. RPI		ADJ CONF. RPI	
DIV. I ONLY		23- 9		.71875 48		6- 4		180		122		83		.54685 84		11		11	
DIV. I NON-CONF.		10- 2		.83333 23		0- 0		197		156		66		.56097 71		9		9	
TOTALS		RPI 1-25		RPI 26-50		W-L RECORDS		RPI 51-100		RPI 101-150		RPI 150+							
23- 9		0- 2		0- 0		OVERALL		4- 3		4- 2		15- 2							
6- 4		0- 1		0- 0		HOME		1- 1		2- 1		3- 1							
10- 3		0- 1		0- 0		AWAY		3- 2		1- 0		6- 0							
7- 2		0- 0		0- 0		NEUTRAL		0- 0		1- 1		6- 1							
10- 2		0- 0		0- 0		NON-CONFERENCE		1- 0		1- 1		8- 1							
0- 0		0- 0		0- 0		HOME		0- 0		0- 0		0- 0							
3- 0		0- 0		0- 0		AWAY		1- 0		0- 0		2- 0							
7- 2		0- 0		0- 0		NEUTRAL		0- 0		1- 1		6- 1							
13- 7		0- 2		0- 0		CONFERENCE		3- 3		3- 1		7- 1							
6- 4		0- 1		0- 0		HOME		1- 1		2- 1		3- 1							
7- 3		0- 1		0- 0		AWAY		2- 2		1- 0		4- 0							
0- 0		0- 0		0- 0		NEUTRAL		0- 0		0- 0		0- 0							
RPI S	Opponent	Score		RPI S	Opponent	Score		RPI S	Opponent	Score		RPI S	Opponent	Score					
25 A	Tulsa	1	3					62 A	Houston	1	3	109 H	UTEP	3	1				
25 H	Tulsa	0	3					63 H	Rice	3	1	109 H	UTEP	3	0				
								73 A	UCF	3	1	111 N	Illinois St.	2	3				
								73 A	UCF	3	2	119 N	Arkansas St.	3	2				
								74 A	Creighton	3	1	137 A	Memphis	3	0				
								96 A	SMU	0	3	137 H	Memphis	1	3				
								96 H	SMU	0	3	151 A	Southern Miss.	3	1				
												151 H	Southern Miss.	0	3				
												162 N	Stephen F. Austin	2	3				
												169 N	Troy	3	0				
												180 A	Kennesaw St.	3	0				
												187 A	Marshall	3	1				
												187 H	Marshall	3	1				
												195 N	Drake	3	0				
												202 A	UT Martin	3	1				
												203 N	UNC Asheville	3	0				
												211 A	Tulane	3	2				
												211 H	Tulane	3	0				
												231 N	Akron	3	0				
												251 N	Eastern Ky.	3	0				
												265 N	McNeese St.	3	1				
												274 A	East Carolina	3	0				
												274 H	East Carolina	3	0				
LAST 10 GAMES																			
				137 H	Memphis	1	3	109 H	UTEP	3	1								
				187 A	Marshall	3	1	109 H	UTEP	3	0								
				274 A	East Carolina	3	0	25 A	Tulsa	1	3								
				211 H	Tulane	3	0	96 A	SMU	0	3								
				151 H	Southern Miss.	0	3	63 H	Rice	3	1								

Non-Div. I Games:

UAB

Average RPI Win:		229	WON-LOST RECORD		WINNING PCT. RANK		LAST 10 GAMES		STRENGTH OF SCHEDULE		OPP. STRENGTH OF SCHEDULE		TEAM RPI	ADJ RPI		CONF. RPI	ADJ CONF. RPI						
DIV. I ONLY			21- 9		.7 56		9- 1		140		153		78	.54597 85		25	25						
DIV. I NON-CONF.			8- 8		.5 161		1- 1		97		27		116	.52757 118		25	26						
TOTALS		RPI 1-25		RPI 26-50		W-L RECORDS		RPI 51-100		RPI 101-150		RPI 150+											
21- 9		0- 5		0- 2		OVERALL		1- 0		0- 0		20- 2											
10- 0		0- 0		0- 0		HOME		1- 0		0- 0		9- 0											
7- 5		0- 1		0- 2		AWAY		0- 0		0- 0		7- 2											
4- 4		0- 4		0- 0		NEUTRAL		0- 0		0- 0		4- 0											
8- 8		0- 5		0- 2		NON-CONFERENCE		1- 0		0- 0		7- 1											
2- 0		0- 0		0- 0		HOME		1- 0		0- 0		1- 0											
2- 4		0- 1		0- 2		AWAY		0- 0		0- 0		2- 1											
4- 4		0- 4		0- 0		NEUTRAL		0- 0		0- 0		4- 0											
13- 1		0- 0		0- 0		CONFERENCE		0- 0		0- 0		13- 1											
8- 0		0- 0		0- 0		HOME		0- 0		0- 0		8- 0											
5- 1		0- 0		0- 0		AWAY		0- 0		0- 0		5- 1											
0- 0		0- 0		0- 0		NEUTRAL		0- 0		0- 0		0- 0											
RPI	S	Opponent		Score		RPI	S	Opponent		Score		RPI	S	Opponent		Score		RPI	S	Opponent		Score	
6	N	Nebraska		0	3	27	A	Colorado St.		0	3	88	H	Yale		3	0	168	N	Maryland		3	0
7	A	Florida St.		0	3	40	A	Ohio St.		1	3							185	A	Colorado		1	3
7	N	Florida St.		0	3													185	N	Colorado		3	0
11	N	Kentucky		1	3													200	A	Colgate		3	0
25	N	Tulsa		0	3													205	A	UMBC		3	2
																		205	H	UMBC		3	0
																		205	H	UMBC		3	0
																		225	A	Stony Brook		3	0
																		225	H	Stony Brook		3	0
																		225	H	Stony Brook		3	0
																		231	N	Akron		3	1
																		238	A	New Hampshire		0	3
																		238	H	New Hampshire		3	2
																		244	H	Siena		3	0
																		244	N	Siena		3	1
																		249	A	Binghamton		3	1
																		249	H	Binghamton		3	0
																		270	A	Hartford		3	0
																		270	H	Hartford		3	0
																		273	A	Fordham		3	0
																		305	A	Providence		3	1
																		305	H	Providence		3	0
LAST 10 GAMES																							
7	N	Florida St.		0	3	305	A	Providence		3	1												
225	H	Stony Brook		3	0	244	H	Siena		3	0												
205	H	UMBC		3	0	225	H	Stony Brook		3	0												
270	H	Hartford		3	0	205	H	UMBC		3	0												
238	H	New Hampshire		3	2	249	H	Binghamton		3	0												

Non-Div. I Games:

Albany (NY)

Average RPI Win:		239	WON-LOST RECORD		WINNING PCT. RANK		LAST 10 GAMES		STRENGTH OF SCHEDULE		OPP. STRENGTH OF SCHEDULE		TEAM RPI		ADJ RPI		CONF. RPI		ADJ CONF. RPI	
DIV. I ONLY			26- 8		.76471 32		8- 2		203		203		89		.5448 86		27		28	
DIV. I NON-CONF.			5- 7		.41667 208		0- 2		84		37		136		.51493 131		26		25	
TOTALS		RPI 1-25		RPI 26-50		W-L RECORDS		RPI 51-100		RPI 101-150		RPI 150+								
26- 8		0- 3		0- 2		OVERALL		1- 0		0- 2		25- 1								
14- 4		0- 2		0- 1		HOME		1- 0		0- 0		13- 1								
10- 3		0- 1		0- 1		AWAY		0- 0		0- 1		10- 0								
2- 1		0- 0		0- 0		NEUTRAL		0- 0		0- 1		2- 0								
5- 7		0- 3		0- 2		NON-CONFERENCE		1- 0		0- 2		4- 0								
3- 3		0- 2		0- 1		HOME		1- 0		0- 0		2- 0								
0- 3		0- 1		0- 1		AWAY		0- 0		0- 1		0- 0								
2- 1		0- 0		0- 0		NEUTRAL		0- 0		0- 1		2- 0								
21- 1		0- 0		0- 0		CONFERENCE		0- 0		0- 0		21- 1								
11- 1		0- 0		0- 0		HOME		0- 0		0- 0		11- 1								
10- 0		0- 0		0- 0		AWAY		0- 0		0- 0		10- 0								
0- 0		0- 0		0- 0		NEUTRAL		0- 0		0- 0		0- 0								
RPI	S	Opponent		Score		RPI	S	Opponent		Score		RPI	S	Opponent		Score				
8	A	Purdue		0	3	30	A	Louisville		0	3	98	H	Appalachian St.		3	1			
22	H	Michigan		1	3	39	H	Western Mich.		2	3			115 A Texas Tech		1	3			
22	H	Michigan		0	3									144 N UNLV		2	3			
														181 A Tennessee St.		3	2			
														181 H Tennessee St.		3	0			
														186 N Central Ark.		3	0			
														187 H Marshall		3	0			
														202 A UT Martin		3	1			
														202 H UT Martin		3	0			
														202 H UT Martin		3	0			
														220 H George Mason		3	0			
														243 N Northwestern St.		3	0			
														251 A Eastern Ky.		3	1			
														251 H Eastern Ky.		3	0			
														258 A Austin Peay		3	1			
														258 H Austin Peay		3	1			
														259 A Southeast Mo. St.		3	1			
														259 H Southeast Mo. St.		3	0			
														259 H Southeast Mo. St.		3	2			
														262 A Jacksonville St.		3	1			
														262 H Jacksonville St.		3	0			
														275 A Eastern Ill.		3	0			
														275 H Eastern Ill.		0	3			
														277 A SIU Edwardsville		3	0			
														277 H SIU Edwardsville		3	0			
														286 A Murray St.		3	0			
														286 H Murray St.		3	0			
														298 A Tennessee Tech		3	0			
LAST 10 GAMES																				
8	A	Purdue		0	3	262	A	Jacksonville St.		3	1	277	A	SIU Edwardsville		3	0			
30	A	Louisville		0	3	286	H	Murray St.		3	0	277	H	SIU Edwardsville		3	0			
202	H	UT Martin		3	0	259	H	Southeast Mo. St.		3	2	286	A	Murray St.		3	0			
259	H	Southeast Mo. St.		3	0	251	A	Eastern Ky.		3	1	286	H	Murray St.		3	0			
298	A	Tennessee Tech		3	0	277	H	SIU Edwardsville		3	0	298	A	Tennessee Tech		3	0			

Non-Div. I Games:

Morehead St.

RPI	S	Opponent	Score	
298	H	Tennessee Tech	3	0

Morehead St.

M
o
r
e
h
e
a
d
s
t
.

M
o
r
e
h
e
a
d
s
t
.

Average RPI Win:	178	WON-LOST RECORD	WINNING PCT. RANK	LAST 10 GAMES	STRENGTH OF SCHEDULE	OPP. STRENGTH OF SCHEDULE	TEAM RPI	ADJ RPI	CONF. RPI	ADJ CONF. RPI	
Average RPI Loss:	102										
DIV. I ONLY	20- 10	.66667	70	4- 6	127	134	81	.5417	87	14	14
DIV. I NON-CONF.	7- 3	.7	69	0- 0	179	146	101	.53968	103	14	14
<hr/>											
TOTALS	RPI 1-25	RPI 26-50		W-L RECORDS	RPI 51-100		RPI 101-150		RPI 150+		
20- 10	0- 0	1- 4		OVERALL	3- 2		4- 1		12- 3		
6- 3	0- 0	0- 1		HOME	1- 0		2- 0		3- 2		
9- 4	0- 0	1- 1		AWAY	1- 1		1- 1		6- 1		
5- 3	0- 0	0- 2		NEUTRAL	1- 1		1- 0		3- 0		
<hr/>											
7- 3	0- 0	0- 2		NON-CONFERENCE	1- 1		1- 0		5- 0		
0- 0	0- 0	0- 0		HOME	0- 0		0- 0		0- 0		
3- 1	0- 0	0- 1		AWAY	1- 0		0- 0		2- 0		
4- 2	0- 0	0- 1		NEUTRAL	0- 1		1- 0		3- 0		
<hr/>											
13- 7	0- 0	1- 2		CONFERENCE	2- 1		3- 1		7- 3		
6- 3	0- 0	0- 1		HOME	1- 0		2- 0		3- 2		
6- 3	0- 0	1- 0		AWAY	0- 1		1- 1		4- 1		
1- 1	0- 0	0- 1		NEUTRAL	1- 0		0- 0		0- 0		
<hr/>											
RPI S	Opponent	Score	RPI S	Opponent	Score	RPI S	Opponent	Score	RPI S	Opponent	Score
			29 A	Oklahoma	0 3	67 A	Arkansas	3 2	129 A	Oakland	0 3
			42 A	North Dakota St.	3 2	77 A	IPFW	1 3	129 H	Oakland	3 1
			42 H	North Dakota St.	0 3	77 H	IPFW	3 2	131 A	IUPUI	3 0
			42 N	North Dakota St.	0 3	77 N	IPFW	3 2	131 H	IUPUI	3 1
			45 N	Missouri St.	1 3	96 N	SMU	0 3	149 N	Winthrop	3 2
									166 A	South Dakota St.	3 2
									166 H	South Dakota St.	1 3
									174 A	South Dakota	3 2
									174 H	South Dakota	2 3
									180 A	Kennesaw St.	3 0
									212 A	UMKC	3 1
									212 H	UMKC	3 0
									218 A	Southern Utah	2 3
									218 H	Southern Utah	3 1
									253 A	Western Ill.	3 0
									253 H	Western Ill.	3 1
									256 N	La.-Monroe	3 0
									265 A	McNeese St.	3 2
									279 N	Chattanooga	3 0
									297 N	Prairie View	3 1
<hr/>											
			LAST 10 GAMES								
			42 N	North Dakota St.	0 3	77 A	IPFW	1 3			
			77 N	IPFW	3 2	129 A	Oakland	0 3			
			218 A	Southern Utah	2 3	131 H	IUPUI	3 1			
			166 H	South Dakota St.	1 3	253 H	Western Ill.	3 1			
			42 H	North Dakota St.	0 3	174 A	South Dakota	3 2			

Non-Div. I Games:

Oral Roberts

Y
a
l
e

Yale				Through Games Of Dec. 17, 2011 [FINAL]										
Average RPI Win:		201	WON-LOST RECORD	WINNING PCT. RANK	LAST 10 GAMES	STRENGTH OF SCHEDULE	OPP. STRENGTH OF SCHEDULE	TEAM RPI	ADJ RPI	CONF. RPI	ADJ CONF. RPI			
Average RPI Loss:		112												
DIV. I ONLY			18- 7	.72	47	7- 3	164	165	82	.54147	88	19	19	
DIV. I NON-CONF.			6- 5	.54545	146	0- 1	155	77	134	.50765	139	21	20	
<hr/>														
TOTALS		RPI 1-25		RPI 26-50		W-L RECORDS		RPI 51-100		RPI 101-150		RPI 150+		
18- 7		0- 1		0- 0		OVERALL		2- 2		0- 1		16- 3		
12- 1		0- 0		0- 0		HOME		1- 0		0- 1		11- 0		
5- 5		0- 1		0- 0		AWAY		0- 1		0- 0		5- 3		
1- 1		0- 0		0- 0		NEUTRAL		1- 1		0- 0		0- 0		
<hr/>														
6- 5		0- 1		0- 0		NON-CONFERENCE		2- 2		0- 1		4- 1		
5- 1		0- 0		0- 0		HOME		1- 0		0- 1		4- 0		
0- 3		0- 1		0- 0		AWAY		0- 1		0- 0		0- 1		
1- 1		0- 0		0- 0		NEUTRAL		1- 1		0- 0		0- 0		
<hr/>														
12- 2		0- 0		0- 0		CONFERENCE		0- 0		0- 0		12- 2		
7- 0		0- 0		0- 0		HOME		0- 0		0- 0		7- 0		
5- 2		0- 0		0- 0		AWAY		0- 0		0- 0		5- 2		
0- 0		0- 0		0- 0		NEUTRAL		0- 0		0- 0		0- 0		
<hr/>														
RPI	S	Opponent	Score		RPI	S	Opponent	Score		RPI	S	Opponent	Score	
4	A	Southern California	0	3						68	N	Delaware	3	1
										75	N	Sacred Heart	1	3
										85	A	Albany (NY)	0	3
										91	H	Army	3	2

Y
a
l
e

Non-Div. I Games:

Yale

Average RPI Win:	152	WON-LOST RECORD	WINNING PCT. RANK	LAST 10 GAMES	STRENGTH OF SCHEDULE	OPP. STRENGTH OF SCHEDULE	TEAM RPI	ADJ RPI	CONF. RPI	ADJ CONF. RPI	
Average RPI Loss:	66										
DIV. I ONLY	16- 13	.55172	133	3- 7	83	75	91	.54114	89	6	6
DIV. I NON-CONF.	8- 5	.61538	107	0- 0	85	87	78	.55431	78	6	6
<hr/>											
TOTALS	RPI 1-25	RPI 26-50		W-L RECORDS	RPI 51-100		RPI 101-150		RPI 150+		
16- 13	0- 3	1- 3		OVERALL	1- 4		8- 1		6- 2		
9- 3	0- 1	1- 0		HOME	0- 2		4- 0		4- 0		
4- 7	0- 2	0- 1		AWAY	1- 1		2- 1		1- 2		
3- 3	0- 0	0- 2		NEUTRAL	0- 1		2- 0		1- 0		
<hr/>											
8- 5	0- 1	0- 2		NON-CONFERENCE	0- 1		5- 0		3- 1		
4- 0	0- 0	0- 0		HOME	0- 0		2- 0		2- 0		
1- 2	0- 1	0- 0		AWAY	0- 0		1- 0		0- 1		
3- 3	0- 0	0- 2		NEUTRAL	0- 1		2- 0		1- 0		
<hr/>											
8- 8	0- 2	1- 1		CONFERENCE	1- 3		3- 1		3- 1		
5- 3	0- 1	1- 0		HOME	0- 2		2- 0		2- 0		
3- 5	0- 1	0- 1		AWAY	1- 1		1- 1		1- 1		
0- 0	0- 0	0- 0		NEUTRAL	0- 0		0- 0		0- 0		
<hr/>											
RPI S	Opponent	Score	RPI S	Opponent	Score	RPI S	Opponent	Score	RPI S	Opponent	Score
10 A	Hawaii	0 3	26 A	San Diego	1 3	51 N	Arizona	2 3	108 H	Cal Poly	3 0
15 A	Pepperdine	1 3	26 H	San Diego	3 0	55 A	St. Mary's (CA)	3 1	118 A	Santa Clara	1 3
15 H	Pepperdine	1 3	44 N	Wichita St.	2 3	55 H	St. Mary's (CA)	1 3	118 H	Santa Clara	3 1
			49 N	Baylor	0 3	57 A	BYU	1 3	126 A	Loyola Marymount	3 1
						57 H	BYU	1 3	126 H	Loyola Marymount	3 0
									135 N	Fresno St.	3 0
									136 N	Sam Houston St.	3 0
									137 H	Memphis	3 2
									144 A	UNLV	3 0
									156 A	Washington St.	2 3
									163 H	Columbia	3 0
									198 A	Gonzaga	3 0
									198 H	Gonzaga	3 0
									209 A	Portland	2 3
									209 H	Portland	3 1
									245 N	Manhattan	3 0
									305 H	Providence	3 0
<hr/>											
			LAST 10 GAMES								
			126 A	Loyola Marymount	3 1	26 A	San Diego	1 3			
			15 A	Pepperdine	1 3	57 H	BYU	1 3			
			198 H	Gonzaga	3 0	118 A	Santa Clara	1 3			
			209 H	Portland	3 1	55 H	St. Mary's (CA)	1 3			
			57 A	BYU	1 3	15 H	Pepperdine	1 3			

Non-Div. I Games:

San Francisco

Average RPI Win:	200	WON-LOST RECORD	WINNING PCT. RANK	LAST 10 GAMES	STRENGTH OF SCHEDULE	OPP. STRENGTH OF SCHEDULE	TEAM RPI	ADJ RPI	CONF. RPI	ADJ CONF. RPI	
Average RPI Loss:	101										
DIV. I ONLY		20- 11	.64516 81	5- 5	99	187	86	.54109 90	23	23	
DIV. I NON-CONF.		7- 9	.4375 200	0- 3	74	113	132	.51025 135	24	23	
<hr/>											
TOTALS	RPI 1-25	RPI 26-50		W-L RECORDS	RPI 51-100		RPI 101-150		RPI 150+		
20- 11	0- 2	1- 0		OVERALL	0- 4		2- 2		17- 3		
11- 2	0- 1	1- 0		HOME	0- 0		1- 1		9- 0		
7- 7	0- 1	0- 0		AWAY	0- 3		1- 1		6- 2		
2- 2	0- 0	0- 0		NEUTRAL	0- 1		0- 0		2- 1		
7- 9	0- 2	1- 0		NON-CONFERENCE	0- 4		0- 1		6- 2		
4- 2	0- 1	1- 0		HOME	0- 0		0- 1		3- 0		
1- 5	0- 1	0- 0		AWAY	0- 3		0- 0		1- 1		
2- 2	0- 0	0- 0		NEUTRAL	0- 1		0- 0		2- 1		
13- 2	0- 0	0- 0		CONFERENCE	0- 0		2- 1		11- 1		
7- 0	0- 0	0- 0		HOME	0- 0		1- 0		6- 0		
6- 2	0- 0	0- 0		AWAY	0- 0		1- 1		5- 1		
0- 0	0- 0	0- 0		NEUTRAL	0- 0		0- 0		0- 0		
RPI S	Opponent	Score	RPI S	Opponent	Score	RPI S	Opponent	Score	RPI S	Opponent	Score
19 A	Texas A&M	1 3	30 H	Louisville	3 1	59 A	Notre Dame	0 3	119 H	Arkansas St.	1 3
23 H	Western Ky.	0 3				62 A	Houston	0 3	124 A	Belmont	3 0
						72 A	Xavier	1 3	124 A	Belmont	1 3
						72 N	Xavier	0 3	124 H	Belmont	3 2
									152 H	Fla. Gulf Coast	3 0
									152 H	Fla. Gulf Coast	3 1
									157 H	Charlotte	3 0
									167 N	Valparaiso	3 1
									180 A	Kennesaw St.	3 0
									180 H	Kennesaw St.	3 0
									181 A	Tennessee St.	2 3
									184 A	Evansville	3 1
									186 N	Central Ark.	2 3
									197 A	East Tenn. St.	2 3
									197 H	East Tenn. St.	3 0
									209 N	Portland	3 2
									217 A	North Florida	3 0
									242 A	Jacksonville	3 0
									258 H	Austin Peay	3 0
									264 A	Mercer	3 0
									284 A	S.C. Upstate	3 0
									284 H	S.C. Upstate	3 0
									294 H	Stetson	3 0
									298 H	Tennessee Tech	3 1
			LAST 10 GAMES								
19 A	Texas A&M	1 3	197 A	East Tenn. St.	2 3	124 A	Belmont	1 3	152 H	Fla. Gulf Coast	3 1
72 A	Xavier	1 3	180 H	Kennesaw St.	3 0	181 A	Tennessee St.	2 3			
124 A	Belmont	3 0									
152 H	Fla. Gulf Coast	3 0									
284 A	S.C. Upstate	3 0									

Non-Div. I Games:

Lipscomb

Average RPI Win: 158		WON-LOST	WINNING	LAST 10	STRENGTH OF		OPP. STRENGTH	TEAM	ADJ	CONF.	ADJ CONF.
Average RPI Loss: 71		RECORD	PCT. RANK	GAMES	SCHEDULE		OF SCHEDULE	RPI	RPI	RPI	RPI
DIV. I ONLY		18- 12	.6 107	5- 5	122		95	94	.5392 92	9	8
DIV. I NON-CONF.		10- 4	.71429 66	1- 0	99		98	63	.57199 65	7	7
TOTALS		RPI 1-25	RPI 26-50	W-L RECORDS	RPI 51-100		RPI 101-150	RPI 150+			
18- 12	0- 2		0- 3	OVERALL	2- 4		7- 2	9- 1			
11- 5	0- 0		0- 2	HOME	1- 2		6- 0	4- 1			
4- 6	0- 1		0- 1	AWAY	0- 2		1- 2	3- 0			
3- 1	0- 1		0- 0	NEUTRAL	1- 0		0- 0	2- 0			
10- 4	0- 2		0- 1	NON-CONFERENCE	2- 0		3- 0	5- 1			
6- 2	0- 0		0- 1	HOME	1- 0		3- 0	2- 1			
1- 1	0- 1		0- 0	AWAY	0- 0		0- 0	1- 0			
3- 1	0- 1		0- 0	NEUTRAL	1- 0		0- 0	2- 0			
8- 8	0- 0		0- 2	CONFERENCE	0- 4		4- 2	4- 0			
5- 3	0- 0		0- 1	HOME	0- 2		3- 0	2- 0			
3- 5	0- 0		0- 1	AWAY	0- 2		1- 2	2- 0			
0- 0	0- 0		0- 0	NEUTRAL	0- 0		0- 0	0- 0			
RPI S	Opponent	Score	RPI S	Opponent	Score	RPI S	Opponent	Score	RPI S	Opponent	Score
10 A	Hawaii	1 3	41 A	Long Beach St.	1 3	53 A	UC Santa Barbara	1 3	108 A	Cal Poly	0 3
20 N	Cincinnati	0 3	41 H	Long Beach St.	0 3	53 H	UC Santa Barbara	2 3	108 H	Cal Poly	3 0
			43 H	Duke	1 3	63 N	Rice	3 2	122 A	Cal St. Northridge	0 3
						91 H	Army	3 0	122 H	Cal St. Northridge	3 1
						94 A	UC Davis	0 3	126 H	Loyola Marymount	3 0
						94 H	UC Davis	0 3	130 H	Mississippi St.	3 0
									133 H	Duquesne	3 0
									134 A	Cal St. Fullerton	3 0
									134 H	Cal St. Fullerton	3 2
									158 N	Boise St.	3 2
									161 A	UC Irvine	3 0
									161 H	UC Irvine	3 2
									170 H	San Jose St.	1 3
									173 N	Utah St.	3 0
									188 A	UC Riverside	3 0
									188 H	UC Riverside	3 0
									218 A	Southern Utah	3 0
									280 H	CSU Bakersfield	3 0
									283 H	Seattle	3 0
			LAST 10 GAMES								
			283 H	Seattle	3 0	188 A	UC Riverside	3 0			
			94 A	UC Davis	0 3	53 H	UC Santa Barbara	2 3			
			134 H	Cal St. Fullerton	3 2	108 H	Cal Poly	3 0			
			41 H	Long Beach St.	0 3	161 A	UC Irvine	3 0			
			122 A	Cal St. Northridge	0 3	41 A	Long Beach St.	1 3			

Non-Div. I Games:

Pacific

Average RPI Win:		149	WON-LOST RECORD		WINNING PCT. RANK	LAST 10 GAMES	STRENGTH OF SCHEDULE		OPP. STRENGTH OF SCHEDULE	TEAM RPI	ADJ RPI	CONF. RPI	ADJ CONF. RPI
Average RPI Loss:		102											
DIV. I ONLY		21- 10			.67742 66	3- 7	198		87	95	.5368 94	9	8
DIV. I NON-CONF.		14- 1			.93333 5	0- 0	206		88	48	.59546 48	7	7
TOTALS		RPI 1-25	RPI 26-50		W-L RECORDS		RPI 51-100		RPI 101-150		RPI 150+		
21- 10	1- 0		1- 3		OVERALL		5- 1		3- 4		11- 2		
9- 2	0- 0		0- 1		HOME		2- 0		2- 1		5- 0		
5- 7	1- 0		0- 1		AWAY		2- 1		0- 3		2- 2		
7- 1	0- 0		1- 1		NEUTRAL		1- 0		1- 0		4- 0		
14- 1	1- 0		1- 1		NON-CONFERENCE		2- 0		1- 0		9- 0		
3- 0	0- 0		0- 0		HOME		0- 0		0- 0		3- 0		
4- 0	1- 0		0- 0		AWAY		1- 0		0- 0		2- 0		
7- 1	0- 0		1- 1		NEUTRAL		1- 0		1- 0		4- 0		
7- 9	0- 0		0- 2		CONFERENCE		3- 1		2- 4		2- 2		
6- 2	0- 0		0- 1		HOME		2- 0		2- 1		2- 0		
1- 7	0- 0		0- 1		AWAY		1- 1		0- 3		0- 2		
0- 0	0- 0		0- 0		NEUTRAL		0- 0		0- 0		0- 0		
RPI S	Opponent	Score	RPI S	Opponent	Score	RPI S	Opponent	Score	RPI S	Opponent	Score		
25 A	Tulsa	3 0	37 N	Missouri	3 1	53 A	UC Santa Barbara	2 3	108 A	Cal Poly	0 3		
			41 A	Long Beach St.	0 3	53 H	UC Santa Barbara	3 1	108 H	Cal Poly	3 2		
			41 H	Long Beach St.	1 3	80 N	UTSA	3 0	122 A	Cal St. Northridge	0 3		
			42 N	North Dakota St.	1 3	92 A	Pacific	3 0	122 H	Cal St. Northridge	3 0		
						92 H	Pacific	3 0	134 A	Cal St. Fullerton	0 3		
						99 A	Northern Colo.	3 2	134 H	Cal St. Fullerton	2 3		
									144 N	UNLV	3 0		
									153 A	Denver	3 2		
									159 A	Sacramento St.	3 2		
									161 A	UC Irvine	1 3		
									161 H	UC Irvine	3 2		
									179 H	Hofstra	3 1		
									185 N	Colorado	3 1		
									188 A	UC Riverside	0 3		
									188 H	UC Riverside	3 0		
									195 N	Drake	3 0		
									201 N	Texas-Arlington	3 0		
									248 H	Air Force	3 0		
									283 H	Seattle	3 1		
									320 N	Ark.-Pine Bluff	3 0		
			LAST 10 GAMES										
			92 H	Pacific	3 0	108 H	Cal Poly	3 2					
			41 H	Long Beach St.	1 3	53 H	UC Santa Barbara	3 1					
			134 H	Cal St. Fullerton	2 3	161 A	UC Irvine	1 3					
			188 A	UC Riverside	0 3	134 A	Cal St. Fullerton	0 3					
			122 A	Cal St. Northridge	0 3	41 A	Long Beach St.	0 3					

Non-Div. I Games:

UC Davis

Average RPI Win:		172	WON-LOST RECORD		WINNING PCT. RANK		LAST 10 GAMES		STRENGTH OF SCHEDULE		OPP. STRENGTH OF SCHEDULE		TEAM RPI		ADJ RPI		CONF. RPI		ADJ CONF. RPI				
Average RPI Loss:		81																					
DIV. I ONLY			17- 13		.56667 127		4- 6		97		106		96		.53539 95		12		12				
DIV. I NON-CONF.			9- 6		.6 112		0- 0		71		117		73		.55444 77		10		11				
TOTALS		RPI 1-25		RPI 26-50		W-L RECORDS		RPI 51-100		RPI 101-150		RPI 150+											
17- 13		1- 1		0- 5		OVERALL		2- 3		3- 2		11- 2											
8- 3		1- 0		0- 1		HOME		1- 1		1- 1		5- 0											
7- 7		0- 0		0- 3		AWAY		0- 2		1- 1		6- 1											
2- 3		0- 1		0- 1		NEUTRAL		1- 0		1- 0		0- 1											
9- 6		0- 1		0- 2		NON-CONFERENCE		1- 2		2- 0		6- 1											
4- 1		0- 0		0- 0		HOME		0- 1		1- 0		3- 0											
3- 2		0- 0		0- 1		AWAY		0- 1		0- 0		3- 0											
2- 3		0- 1		0- 1		NEUTRAL		1- 0		1- 0		0- 1											
8- 7		1- 0		0- 3		CONFERENCE		1- 1		1- 2		5- 1											
4- 2		1- 0		0- 1		HOME		1- 0		0- 1		2- 0											
4- 5		0- 0		0- 2		AWAY		0- 1		1- 1		3- 1											
0- 0		0- 0		0- 0		NEUTRAL		0- 0		0- 0		0- 0											
RPI	S	Opponent		Score		RPI	S	Opponent		Score		RPI	S	Opponent		Score							
14	N	Tennessee		0	3	28	N	North Carolina		0	3	56	H	TCU		1	3	112	A	Syracuse	1	3	
20	H	Cincinnati		3	0	30	H	Louisville		0	3	59	A	Notre Dame		1	3	125	A	Pittsburgh	3	1	
						38	A	Marquette		0	3	65	A	Virginia Tech		0	3	127	H	Georgetown	2	3	
						38	A	Marquette		2	3	97	N	American		3	0	145	N	Liberty	3	1	
						39	A	Western Mich.		1	3	100	H	Villanova		3	2	148	H	Long Island	3	0	
																		154	A	South Fla.	3	1	
																		155	A	Princeton	3	0	
																		179	H	Hofstra	3	0	
																		183	H	Connecticut	3	2	
																		194	A	West Virginia	3	1	
																		200	A	Colgate	3	1	
																		204	H	Boston College	3	2	
																		214	N	Buffalo	0	3	
																		236	A	Rutgers	0	3	
																		239	H	NJIT	3	0	
																		252	H	St. John's (NY)	3	2	
																		255	A	DePaul	3	0	
																		273	A	Fordham	3	1	
						LAST 10 GAMES																	
						38	A	Marquette		0	3	100	H	Villanova		3	2						
						183	H	Connecticut		3	2	127	H	Georgetown		2	3						
						252	H	St. John's (NY)		3	2	112	A	Syracuse		1	3						
						255	A	DePaul		3	0	38	A	Marquette		2	3						
						59	A	Notre Dame		1	3	236	A	Rutgers		0	3						

Non-Div. I Games:

Seton Hall

A
m
e
r
i
c
a
n

American

Average RPI Win: 180		WON-LOST RECORD		WINNING PCT. RANK		LAST 10 GAMES		STRENGTH OF SCHEDULE		OPP. STRENGTH OF SCHEDULE		TEAM RPI		ADJ RPI		CONF. RPI		ADJ CONF. RPI	
DIV. I ONLY		21- 11		.65625 76		6- 4		119		162		90		.53054 98		18		18	
DIV. I NON-CONF.		8- 6		.57143 134		0- 0		133		103		127		.51936 129		20		21	
TOTALS		RPI 1-25		RPI 26-50		W-L RECORDS		RPI 51-100		RPI 101-150		RPI 150+							
21- 11		0- 0		0- 2		OVERALL		3- 3		5- 1		13- 5							
11- 2		0- 0		0- 0		HOME		2- 0		1- 0		8- 2							
6- 5		0- 0		0- 1		AWAY		1- 2		2- 0		3- 2							
4- 4		0- 0		0- 1		NEUTRAL		0- 1		2- 1		2- 1							
8- 6		0- 0		0- 2		NON-CONFERENCE		0- 1		3- 1		5- 2							
4- 1		0- 0		0- 0		HOME		0- 0		1- 0		3- 1							
1- 2		0- 0		0- 1		AWAY		0- 1		1- 0		0- 0							
3- 3		0- 0		0- 1		NEUTRAL		0- 0		1- 1		2- 1							
13- 5		0- 0		0- 0		CONFERENCE		3- 2		2- 0		8- 3							
7- 1		0- 0		0- 0		HOME		2- 0		0- 0		5- 1							
5- 3		0- 0		0- 0		AWAY		1- 1		1- 0		3- 2							
1- 1		0- 0		0- 0		NEUTRAL		0- 1		1- 0		0- 0							
RPI S	Opponent	Score		RPI S	Opponent	Score		RPI S	Opponent	Score		RPI S	Opponent	Score					
39 N	Western Mich.	1	3	61 A	Samford	3	2	103 A	James Madison	3	0								
47 A	Kansas	0	3	61 H	Samford	3	1	110 H	North Carolina St.	3	1								
				64 H	Furman	3	0	124 N	Belmont	3	0								
				71 A	Col. of Charleston	0	3	127 N	Georgetown	0	3								
				71 N	Col. of Charleston	1	3	128 A	Ga. Southern	3	1								
				86 A	Morehead St.	1	3	128 N	Ga. Southern	3	2								
								157 H	Charlotte	2	3								
								166 N	South Dakota St.	1	3								
								171 H	Wake Forest	3	0								
								175 A	Elon	1	3								
								175 H	Elon	3	0								
								180 H	Kennesaw St.	3	0								
								196 H	Davidson	2	3								
								197 N	East Tenn. St.	3	1								
								220 N	George Mason	3	1								
								223 A	Western Caro.	1	3								
								223 H	Western Caro.	3	0								
								237 A	UNC Greensboro	3	1								
								237 H	UNC Greensboro	3	1								
								240 H	William & Mary	3	2								
								272 H	Wofford	3	0								
								279 A	Chattanooga	3	1								
								279 H	Chattanooga	3	0								
								282 A	Citadel	3	1								
LAST 10 GAMES				71 N	Col. of Charleston	1	3	196 H	Davidson	2	3	279 A	Chattanooga	3	1				
				128 N	Ga. Southern	3	2	175 H	Elon	3	0	279 H	Chattanooga	3	0				
				61 A	Samford	3	2	237 H	UNC Greensboro	3	1	282 A	Citadel	3	1				
				279 A	Chattanooga	3	1	282 A	Citadel	3	1								
				223 A	Western Caro.	1	3	71 A	Col. of Charleston	0	3								

Non-Div. I Games:

Appalachian St.

Average RPI Win:		212	WON-LOST RECORD		WINNING PCT. RANK	LAST 10 GAMES		STRENGTH OF SCHEDULE		OPP. STRENGTH OF SCHEDULE	TEAM RPI	ADJ RPI	CONF. RPI	ADJ CONF. RPI					
Average RPI Loss:		112																	
DIV. I ONLY			22- 9	.70968	52	9- 1		207		167	100	.5275	99	21	22				
DIV. I NON-CONF.			7- 6	.53846	150	1- 1		186		62	152	.50424	145	18	19				
TOTALS		RPI 1-25		RPI 26-50		W-L RECORDS		RPI 51-100		RPI 101-150		RPI 150+							
22- 9		0- 1		1- 2		OVERALL		0- 2		1- 0		20- 4							
9- 3		0- 0		0- 0		HOME		0- 2		1- 0		8- 1							
9- 6		0- 1		0- 2		AWAY		0- 0		0- 0		9- 3							
4- 0		0- 0		1- 0		NEUTRAL		0- 0		0- 0		3- 0							
7- 6		0- 1		1- 2		NON-CONFERENCE		0- 2		1- 0		5- 1							
2- 2		0- 0		0- 0		HOME		0- 2		1- 0		1- 0							
2- 4		0- 1		0- 2		AWAY		0- 0		0- 0		2- 1							
3- 0		0- 0		1- 0		NEUTRAL		0- 0		0- 0		2- 0							
15- 3		0- 0		0- 0		CONFERENCE		0- 0		0- 0		15- 3							
7- 1		0- 0		0- 0		HOME		0- 0		0- 0		7- 1							
7- 2		0- 0		0- 0		AWAY		0- 0		0- 0		7- 2							
1- 0		0- 0		0- 0		NEUTRAL		0- 0		0- 0		1- 0							
RPI	S	Opponent		Score		RPI	S	Opponent		Score		RPI	S	Opponent		Score			
10	A	Hawaii		0	3	27	A	Colorado St.		0	3	83	H	Wyoming		1	3		
						44	N	Wichita St.		3	1	94	H	UC Davis		2	3		
						49	A	Baylor		2	3								
														144		H	UNLV	3	0
														153		A	Denver	3	0
														159		A	Sacramento St.	0	3
														159		H	Sacramento St.	3	1
														176		A	Portland St.	3	2
														176		A	Portland St.	3	0
														176		H	Portland St.	3	0
														185		A	Colorado	2	3
														191		A	Northern Ariz.	3	1
														191		H	Northern Ariz.	3	0
														193		A	Idaho St.	3	0
														193		H	Idaho St.	2	3
														199		A	Eastern Wash.	3	1
														199		H	Eastern Wash.	3	0
														199		N	Eastern Wash.	3	0
														207		A	Montana	2	3
														207		H	Montana	3	0
														248		A	Air Force	3	1
														265		N	McNeese St.	3	0
														283		H	Seattle	3	0
														285		N	Tex.-Pan American	3	0
														289		A	Weber St.	3	0
														289		H	Weber St.	3	0
														304		A	Montana St.	3	1
														304		H	Montana St.	3	0
LAST 10 GAMES																			
10	A	Hawaii		0	3	193	A	Idaho St.		3	0	289	A	Sacramento St.		3	1		
176	A	Portland St.		3	0	199	H	Eastern Wash.		3	0	304	A	Montana St.		3	1		
199	N	Eastern Wash.		3	0	176	H	Portland St.		3	0	304	H	Montana St.		3	0		
191	A	Northern Ariz.		3	1	283	H	Seattle		3	0								
289	A	Weber St.		3	0	159	H	Sacramento St.		3	1								

Non-Div. I Games:

Northern Colo.

Average RPI Win:	181	WON-LOST RECORD	WINNING PCT. RANK	LAST 10 GAMES	STRENGTH OF SCHEDULE	OPP. STRENGTH OF SCHEDULE	TEAM RPI	ADJ RPI	CONF. RPI	ADJ CONF. RPI		
DIV. I ONLY		17- 13	.56667	127	5- 5	112	98	104	.5268	100	12	12
DIV. I NON-CONF.		9- 6	.6	112	1- 0	105	108	97	.5398	102	10	11
<hr/>												
TOTALS	RPI 1-25	RPI 26-50		W-L RECORDS		RPI 51-100		RPI 101-150		RPI 150+		
17- 13	0- 4	0- 4		OVERALL		3- 2		2- 1		12- 2		
7- 4	0- 1	0- 1		HOME		1- 1		2- 0		4- 1		
7- 5	0- 1	0- 1		AWAY		2- 1		0- 1		5- 1		
3- 4	0- 2	0- 2		NEUTRAL		0- 0		0- 0		3- 0		
<hr/>												
9- 6	0- 2	0- 2		NON-CONFERENCE		2- 1		0- 0		7- 1		
3- 1	0- 0	0- 0		HOME		1- 1		0- 0		2- 0		
3- 2	0- 1	0- 0		AWAY		1- 0		0- 0		2- 1		
3- 3	0- 1	0- 2		NEUTRAL		0- 0		0- 0		3- 0		
<hr/>												
8- 7	0- 2	0- 2		CONFERENCE		1- 1		2- 1		5- 1		
4- 3	0- 1	0- 1		HOME		0- 0		2- 0		2- 1		
4- 3	0- 0	0- 1		AWAY		1- 1		0- 1		3- 0		
0- 1	0- 1	0- 0		NEUTRAL		0- 0		0- 0		0- 0		
<hr/>												
RPI S	Opponent	Score		RPI S	Opponent	Score		RPI S	Opponent	Score		
14 A	Tennessee	0	3	30 H	Louisville	2	3	56 H	TCU	1	3	
20 H	Cincinnati	2	3	37 N	Missouri	2	3	59 A	Notre Dame	3	1	
20 N	Cincinnati	0	3	38 A	Marquette	0	3	68 H	Delaware	3	1	
23 N	Western Ky.	0	3	50 N	Ohio	2	3	95 A	Seton Hall	2	3	
								97 A	American	3	0	

Non-Div. I Games:

Villanova

Average RPI Win: 164		WON-LOST RECORD		WINNING PCT. RANK		LAST 10 GAMES		STRENGTH OF SCHEDULE		OPP. STRENGTH OF SCHEDULE		TEAM RPI		ADJ RPI		CONF. RPI		ADJ CONF. RPI	
DIV. I ONLY		18- 10		.64286 88		6- 4		183		91		102		.52677 101		8		9	
DIV. I NON-CONF.		8- 5		.61538 107		1- 1		273		73		167		.48453 169		12		12	
TOTALS		RPI 1-25		RPI 26-50		W-L RECORDS		RPI 51-100		RPI 101-150		RPI 150+							
18- 10		0- 0		0- 4		OVERALL		3- 2		5- 2		10- 2							
11- 2		0- 0		0- 1		HOME		2- 1		4- 0		5- 0							
6- 5		0- 0		0- 2		AWAY		1- 1		1- 1		4- 1							
1- 3		0- 0		0- 1		NEUTRAL		0- 0		0- 1		1- 1							
8- 5		0- 0		0- 2		NON-CONFERENCE		0- 1		2- 0		6- 2							
5- 1		0- 0		0- 0		HOME		0- 1		2- 0		3- 0							
2- 2		0- 0		0- 1		AWAY		0- 0		0- 0		2- 1							
1- 2		0- 0		0- 1		NEUTRAL		0- 0		0- 0		1- 1							
10- 5		0- 0		0- 2		CONFERENCE		3- 1		3- 2		4- 0							
6- 1		0- 0		0- 1		HOME		2- 0		2- 0		2- 0							
4- 3		0- 0		0- 1		AWAY		1- 1		1- 1		2- 0							
0- 1		0- 0		0- 0		NEUTRAL		0- 0		0- 1		0- 0							
RPI	S	Opponent		Score		RPI	S	Opponent		Score		RPI	S	Opponent		Score			
26	A	San Diego		2	3	53	H	UC Santa Barbara		1	3	117	A	New Mexico		3	2		
27	A	Colorado St.		0	3	56	A	TCU		3	2	117	H	New Mexico		3	1		
27	H	Colorado St.		1	3	56	H	TCU		3	0	125	H	Pittsburgh		3	1		
47	N	Kansas		1	3	83	A	Wyoming		2	3	134	H	Cal St. Fullerton		3	2		
						83	H	Wyoming		3	0	144	A	UNLV		0	3		
												144	H	UNLV		3	1		
												144	N	UNLV		0	3		
												158	A	Boise St.		3	0		
												158	H	Boise St.		3	0		
												161	H	UC Irvine		3	1		
												167	N	Valparaiso		0	3		
												188	A	UC Riverside		3	1		
												209	H	Portland		3	2		
												211	A	Tulane		2	3		
												240	N	William & Mary		3	0		
												248	A	Air Force		3	0		
												248	H	Air Force		3	0		
												255	A	DePaul		3	0		
												263	H	Nevada		3	0		
LAST 10 GAMES																			
125	H	Pittsburgh		3	1	56	H	TCU		3	0								
		53 H UC Santa Barbara		1	3			117 H New Mexico		3	1								
		144 N UNLV		0	3			83 A Wyoming		2	3								
		248 A Air Force		3	0			27 A Colorado St.		0	3								
		158 A Boise St.		3	0			144 H UNLV		3	1								

Non-Div. I Games:

San Diego St.

Average RPI Win: 202		WON-LOST	WINNING	LAST 10	STRENGTH OF		OPP. STRENGTH	TEAM	ADJ	CONF.	ADJ CONF.
Average RPI Loss: 118		RECORD	PCT. RANK	GAMES	SCHEDULE		OF SCHEDULE	RPI	RPI	RPI	RPI
DIV. I ONLY		20- 11	.64516	81	5- 5		144	191	97	.52519	103
DIV. I NON-CONF.		11- 4	.73333	61	1- 0		123	243	71	.55484	75
TOTALS		RPI 1-25	RPI 26-50		W-L RECORDS		RPI 51-100		RPI 101-150		RPI 150+
20- 11	0- 0	0- 1		OVERALL		1- 5		4- 2		15- 3	
10- 5	0- 0	0- 0		HOME		0- 3		2- 2		8- 0	
6- 5	0- 0	0- 0		AWAY		0- 2		2- 0		4- 3	
4- 1	0- 0	0- 1		NEUTRAL		1- 0		0- 0		3- 0	
11- 4	0- 0	0- 1		NON-CONFERENCE		1- 1		1- 1		9- 1	
6- 2	0- 0	0- 0		HOME		0- 1		1- 1		5- 0	
2- 1	0- 0	0- 0		AWAY		0- 0		0- 0		2- 1	
3- 1	0- 0	0- 1		NEUTRAL		1- 0		0- 0		2- 0	
9- 7	0- 0	0- 0		CONFERENCE		0- 4		3- 1		6- 2	
4- 3	0- 0	0- 0		HOME		0- 2		1- 1		3- 0	
4- 4	0- 0	0- 0		AWAY		0- 2		2- 0		2- 2	
1- 0	0- 0	0- 0		NEUTRAL		0- 0		0- 0		1- 0	
RPI S	Opponent	Score	RPI S	Opponent	Score	RPI S	Opponent	Score	RPI S	Opponent	Score
			34 N	Dayton	0 3	52 N	North Dakota	3 2	121 A	Towson	3 1
						68 A	Delaware	1 3	121 H	Towson	1 3
						68 A	Delaware	2 3	127 H	Georgetown	2 3
						68 H	Delaware	2 3	145 H	Liberty	3 1
						76 H	Northeastern	2 3	147 A	VCU	3 0
						98 H	Appalachian St.	0 3	147 H	VCU	3 1
									178 H	Lehigh	3 2
									179 H	Hofstra	3 0
									189 A	Georgia St.	1 3
									189 N	Georgia St.	3 0
									196 N	Davidson	3 1
									197 H	East Tenn. St.	3 0
									220 A	George Mason	3 2
									220 H	George Mason	3 0
									221 A	Green Bay	2 3
									224 A	Radford	3 1
									226 H	Robert Morris	3 0
									230 A	UNC Wilmington	1 3
									240 A	William & Mary	3 0
									240 H	William & Mary	3 0
									254 N	Wright St.	3 0
									276 H	Coastal Caro.	3 0
									291 A	High Point	3 0
									302 H	Norfolk St.	3 0
LAST 10 GAMES			68 A	Delaware	2 3	302 H	Norfolk St.	3 0			
			189 N	Georgia St.	3 0	189 A	Georgia St.	1 3			
			121 H	Towson	1 3	230 A	UNC Wilmington	1 3			
			68 H	Delaware	2 3	240 A	William & Mary	3 0			
			220 A	George Mason	3 2	147 A	VCU	3 0			

Non-Div. I Games:

James Madison

Average RPI Win:	140	WON-LOST	WINNING	LAST 10		STRENGTH OF	OPP. STRENGTH	TEAM	ADJ	CONF.	ADJ CONF.	
Average RPI Loss:	55	RECORD	PCT. RANK	GAMES		SCHEDULE	OF SCHEDULE	RPI	RPI	RPI	RPI	
DIV. I ONLY		11- 17	.39286	222	6- 4	46	32	112	.52499	104	4	4
DIV. I NON-CONF.		4- 4	.5	161	0- 0	45	47	72	.56218	68	4	4
<hr/>												
TOTALS	RPI 1-25	RPI 26-50		W-L RECORDS		RPI 51-100		RPI 101-150		RPI 150+		
11- 17	0- 8	0- 2		OVERALL		3- 2		5- 5		3- 0		
7- 6	0- 3	0- 0		HOME		2- 1		3- 2		2- 0		
3- 9	0- 4	0- 1		AWAY		1- 1		2- 3		0- 0		
1- 2	0- 1	0- 1		NEUTRAL		0- 0		0- 0		1- 0		
<hr/>												
4- 4	0- 2	0- 2		NON-CONFERENCE		1- 0		0- 0		3- 0		
3- 0	0- 0	0- 0		HOME		1- 0		0- 0		2- 0		
0- 2	0- 1	0- 1		AWAY		0- 0		0- 0		0- 0		
1- 2	0- 1	0- 1		NEUTRAL		0- 0		0- 0		1- 0		
<hr/>												
7- 13	0- 6	0- 0		CONFERENCE		2- 2		5- 5		0- 0		
4- 6	0- 3	0- 0		HOME		1- 1		3- 2		0- 0		
3- 7	0- 3	0- 0		AWAY		1- 1		2- 3		0- 0		
0- 0	0- 0	0- 0		NEUTRAL		0- 0		0- 0		0- 0		
<hr/>												
RPI S	Opponent	Score		RPI S	Opponent	Score		RPI S	Opponent	Score		
2 A	Texas	1	3	30 A	Louisville	0	3	66 A	LSU	3	2	
11 A	Kentucky	1	3	44 N	Wichita St.	1	3	66 H	LSU	2	3	
11 H	Kentucky	2	3					67 A	Arkansas	0	3	
14 A	Tennessee	2	3					67 H	Arkansas	3	2	
14 H	Tennessee	2	3					78 H	Northwestern	3	1	
15 N	Pepperdine	0	3									
16 A	Florida	0	3									
16 H	Florida	0	3									
				LAST 10 GAMES								
				150 H	Alabama	3	1	113 A	South Carolina	3	0	
				130 A	Mississippi St.	3	0	123 H	Georgia	3	0	
				11 H	Kentucky	2	3	120 H	Auburn	3	1	
				14 H	Tennessee	2	3	66 A	LSU	3	2	
				16 A	Florida	0	3	67 A	Arkansas	0	3	

Non-Div. I Games:

Ole Miss

Average RPI Win: 182		WON-LOST RECORD		WINNING PCT. RANK		LAST 10 GAMES		STRENGTH OF SCHEDULE		OPP. STRENGTH OF SCHEDULE		TEAM RPI		ADJ RPI		CONF. RPI		ADJ CONF. RPI	
Average RPI Loss: 79																			
DIV. I ONLY		16- 12		.57143 124		7- 3		117		108		105		.52419 105		13		13	
DIV. I NON-CONF.		6- 7		.46154 185		0- 0		115		76		146		.50194 146		13		13	
TOTALS		RPI 1-25		RPI 26-50		W-L RECORDS		RPI 51-100		RPI 101-150		RPI 150+							
16- 12		0- 3		0- 1		OVERALL		1- 5		4- 0		11- 3							
6- 1		0- 1		0- 0		HOME		1- 0		1- 0		4- 0							
7- 7		0- 2		0- 1		AWAY		0- 2		1- 0		6- 2							
3- 4		0- 0		0- 0		NEUTRAL		0- 3		2- 0		1- 1							
6- 7		0- 1		0- 1		NON-CONFERENCE		0- 3		2- 0		4- 2							
0- 0		0- 0		0- 0		HOME		0- 0		0- 0		0- 0							
3- 4		0- 1		0- 1		AWAY		0- 1		0- 0		3- 1							
3- 3		0- 0		0- 0		NEUTRAL		0- 2		2- 0		1- 1							
10- 5		0- 2		0- 0		CONFERENCE		1- 2		2- 0		7- 1							
6- 1		0- 1		0- 0		HOME		1- 0		1- 0		4- 0							
4- 3		0- 1		0- 0		AWAY		0- 1		1- 0		3- 1							
0- 1		0- 0		0- 0		NEUTRAL		0- 1		0- 0		0- 0							
RPI S	Opponent	Score		RPI S	Opponent	Score		RPI S	Opponent	Score		RPI S	Opponent	Score					
10 A	Hawaii	0	3	41 A	Long Beach St.	0	3	57 N	BYU	0	3	128 N	Ga. Southern	3	0				
10 H	Hawaii	1	3					59 A	Notre Dame	1	3	134 N	Cal St. Fullerton	3	0				
24 A	Kansas St.	0	3					60 A	New Mexico St.	1	3	135 A	Fresno St.	3	1				
								60 H	New Mexico St.	3	1	135 H	Fresno St.	3	2				
								60 N	New Mexico St.	0	3	161 A	UC Irvine	3	0				
								70 N	Eastern Mich.	0	3	170 A	San Jose St.	2	3				
												170 H	San Jose St.	3	0				
												173 A	Utah St.	3	2				
												173 H	Utah St.	3	0				
												174 N	South Dakota	1	3				
												177 N	Butler	3	2				
												199 A	Eastern Wash.	3	0				
												207 A	Montana	3	0				
												209 A	Portland	1	3				
												263 A	Nevada	3	1				
												263 H	Nevada	3	1				
												267 A	Louisiana Tech	3	0				
												267 H	Louisiana Tech	3	0				
				LAST 10 GAMES															
				60 N	New Mexico St.	0	3	267 H	Louisiana Tech	3	0								
				263 A	Nevada	3	1	10 A	Hawaii	0	3								
				135 A	Fresno St.	3	1	170 A	San Jose St.	2	3								
				173 A	Utah St.	3	2	135 H	Fresno St.	3	2								
				60 H	New Mexico St.	3	1	263 H	Nevada	3	1								

Non-Div. I Games:

Idaho

Average RPI Win: 147		WON-LOST RECORD		WINNING PCT. RANK		LAST 10 GAMES		STRENGTH OF SCHEDULE		OPP. STRENGTH OF SCHEDULE		TEAM RPI		ADJ RPI		CONF. RPI		ADJ CONF. RPI	
DIV. I ONLY		16- 16		.5 152		4- 6		102		35		107		.52336 106		3		3	
DIV. I NON-CONF.		8- 2		.8 30		0- 0		254		140		107		.53127 113		3		3	
TOTALS		RPI 1-25		RPI 26-50		W-L RECORDS		RPI 51-100		RPI 101-150		RPI 150+							
16- 16		0- 6		3- 4		OVERALL		2- 2		4- 1		7- 3							
8- 6		0- 3		1- 2		HOME		0- 1		3- 0		4- 0							
5- 9		0- 3		2- 2		AWAY		1- 1		1- 1		1- 2							
3- 1		0- 0		0- 0		NEUTRAL		1- 0		0- 0		2- 1							
8- 2		0- 0		1- 0		NON-CONFERENCE		2- 0		1- 0		4- 2							
3- 0		0- 0		0- 0		HOME		0- 0		1- 0		2- 0							
2- 1		0- 0		1- 0		AWAY		1- 0		0- 0		0- 1							
3- 1		0- 0		0- 0		NEUTRAL		1- 0		0- 0		2- 1							
8- 14		0- 6		2- 4		CONFERENCE		0- 2		3- 1		3- 1							
5- 6		0- 3		1- 2		HOME		0- 1		2- 0		2- 0							
3- 8		0- 3		1- 2		AWAY		0- 1		1- 1		1- 1							
0- 0		0- 0		0- 0		NEUTRAL		0- 0		0- 0		0- 0							
RPI	S	Opponent		Score		RPI	S	Opponent		Score		RPI	S	Opponent		Score			
4	A	Southern California		0 3		31	A	Washington		0 3		51	A	Arizona		0 3			
4	H	Southern California		0 3		31	H	Washington		0 3		51	H	Arizona		1 3			
5	A	UCLA		0 3		32	A	California		3 2		83	A	Wyoming		3 2			
5	H	UCLA		1 3		32	H	California		1 3		96	N	SMU		3 2			
21	A	Stanford		1 3		33	A	Oregon		0 3									
21	H	Stanford		1 3		33	H	Oregon		3 0									
						41	A	Long Beach St.		3 2									
						LAST 10 GAMES													
						33	A	Oregon		0 3		4	H	Southern California		0 3			
						33	H	Oregon		3 0		142	A	Arizona St.		0 3			
						21	A	Stanford		1 3		51	A	Arizona		0 3			
						32	A	California		3 2		139	H	Utah		3 0			
						5	H	UCLA		1 3		185	H	Colorado		3 2			

Non-Div. I Games:

Oregon St.

Average RPI Win: 227		WON-LOST	WINNING	LAST 10	STRENGTH OF		OPP. STRENGTH	TEAM	ADJ	CONF.	ADJ CONF.		
Average RPI Loss: 83		RECORD	PCT. RANK	GAMES	SCHEDULE		OF SCHEDULE	RPI	RPI	RPI	RPI		
DIV. I ONLY		22- 9	.70968	52	6- 4		224	220	108	.52234	107	22	21
DIV. I NON-CONF.		14- 5	.73684	60	1- 0		192	198	103	.53321	112	22	24
TOTALS		RPI 1-25	RPI 26-50		W-L RECORDS		RPI 51-100		RPI 101-150		RPI 150+		
22- 9	0- 1	0- 0		OVERALL		2- 6		2- 1		18- 1			
10- 2	0- 0	0- 0		HOME		1- 1		2- 0		7- 1			
7- 5	0- 1	0- 0		AWAY		1- 3		0- 1		6- 0			
5- 2	0- 0	0- 0		NEUTRAL		0- 2		0- 0		5- 0			
14- 5	0- 1	0- 0		NON-CONFERENCE		2- 3		1- 0		11- 1			
6- 1	0- 0	0- 0		HOME		1- 0		1- 0		4- 1			
4- 2	0- 1	0- 0		AWAY		1- 1		0- 0		3- 0			
4- 2	0- 0	0- 0		NEUTRAL		0- 2		0- 0		4- 0			
8- 4	0- 0	0- 0		CONFERENCE		0- 3		1- 1		7- 0			
4- 1	0- 0	0- 0		HOME		0- 1		1- 0		3- 0			
3- 3	0- 0	0- 0		AWAY		0- 2		0- 1		3- 0			
1- 0	0- 0	0- 0		NEUTRAL		0- 0		0- 0		1- 0			
RPI S	Opponent	Score		RPI S	Opponent	Score		RPI S	Opponent	Score			
19 A	Texas A&M	0 3				52 A	North Dakota 2 3	102 A	Utah Valley	1 3			
						52 A	North Dakota 1 3	102 H	Utah Valley	3 1			
						52 H	North Dakota 1 3	136 H	Sam Houston St.	3 2			
						60 N	New Mexico St. 0 3	151 H	Southern Miss.	3 1			
						63 A	Rice 0 3	162 A	Stephen F. Austin	3 1			
						69 A	Texas St. 3 2	165 N	North Texas	3 1			
						80 H	UTSA 3 2	219 H	A&M-Corpus Christi	3 2			
						81 N	Georgia Tech 0 3	227 N	La.-Lafayette	3 0			
								239 A	NJIT	3 1			
								239 H	NJIT	3 0			
								241 A	Lamar	3 0			
								243 N	Northwestern St.	3 1			
								267 H	Louisiana Tech	2 3			
								285 A	Tex.-Pan American	3 0			
								285 H	Tex.-Pan American	3 0			
								285 N	Tex.-Pan American	3 0			
								297 A	Prairie View	3 0			
								297 H	Prairie View	3 0			
								311 H	Southeastern La.	3 0			
								317 A	Chicago St.	3 1			
								317 H	Chicago St.	3 1			
								322 N	Texas Southern	3 0			
LAST 10 GAMES													
52 A	North Dakota	1 3		52 A	North Dakota	2 3		102 A	Utah Valley	1 3			
285 N	Tex.-Pan American	3 0		162 A	Stephen F. Austin	3 1		102 H	Utah Valley	3 1			
285 H	Tex.-Pan American	3 0		52 H	North Dakota	1 3							
239 H	NJIT	3 0											
317 H	Chicago St.	3 1											

Non-Div. I Games:

Houston Baptist

Average RPI Win:		128	WON-LOST RECORD		WINNING PCT. RANK	LAST 10 GAMES	STRENGTH OF SCHEDULE	OPP. STRENGTH OF SCHEDULE	TEAM RPI	ADJ RPI	CONF. RPI	ADJ CONF. RPI
Average RPI Loss:		77										
DIV. I ONLY		12- 17			.41379 206	4- 6	49	68	114	.52101 108	9	8
DIV. I NON-CONF.		5- 8			.38462 225	0- 0	29	34	96	.54863 87	7	7
TOTALS		RPI 1-25	RPI 26-50		W-L RECORDS		RPI 51-100		RPI 101-150		RPI 150+	
12- 17	0- 3		1- 4		OVERALL		4- 4		4- 4		3- 2	
7- 2	0- 0		0- 1		HOME		3- 0		2- 0		2- 1	
4- 10	0- 0		1- 2		AWAY		1- 4		1- 3		1- 1	
1- 5	0- 3		0- 1		NEUTRAL		0- 0		1- 1		0- 0	
5- 8	0- 3		1- 2		NON-CONFERENCE		1- 1		2- 2		1- 0	
1- 0	0- 0		0- 0		HOME		0- 0		0- 0		1- 0	
3- 3	0- 0		1- 1		AWAY		1- 1		1- 1		0- 0	
1- 5	0- 3		0- 1		NEUTRAL		0- 0		1- 1		0- 0	
7- 9	0- 0		0- 2		CONFERENCE		3- 3		2- 2		2- 2	
6- 2	0- 0		0- 1		HOME		3- 0		2- 0		1- 1	
1- 7	0- 0		0- 1		AWAY		0- 3		0- 2		1- 1	
0- 0	0- 0		0- 0		NEUTRAL		0- 0		0- 0		0- 0	
RPI S	Opponent	Score	RPI S	Opponent	Score	RPI S	Opponent	Score	RPI S	Opponent	Score	
1 N	Illinois	1 3	26 N	San Diego	2 3	53 A	UC Santa Barbara	0 3	102 A	Utah Valley	2 3	
22 N	Michigan	0 3	33 A	Oregon	0 3	53 H	UC Santa Barbara	3 2	118 N	Santa Clara	1 3	
25 N	Tulsa	1 3	41 A	Long Beach St.	2 3	55 A	St. Mary's (CA)	3 1	122 A	Cal St. Northridge	0 3	
			41 H	Long Beach St.	2 3	89 A	San Francisco	0 3	122 H	Cal St. Northridge	3 1	
			48 A	Middle Tenn.	3 0	92 A	Pacific	0 3	134 A	Cal St. Fullerton	0 3	
						92 H	Pacific	3 0	134 H	Cal St. Fullerton	3 0	
						94 A	UC Davis	2 3	135 A	Fresno St.	3 2	
						94 H	UC Davis	3 0	148 N	Long Island	3 0	
									161 A	UC Irvine	0 3	
									161 H	UC Irvine	2 3	
									188 A	UC Riverside	3 1	
									188 H	UC Riverside	3 0	
									280 H	CSU Bakersfield	3 0	
LAST 10 GAMES												
			122 A	Cal St. Northridge	0 3	94 A	UC Davis	2 3				
			188 A	UC Riverside	3 1	92 A	Pacific	0 3				
			53 A	UC Santa Barbara	0 3	134 H	Cal St. Fullerton	3 0				
			188 H	UC Riverside	3 0	41 H	Long Beach St.	2 3				
			161 H	UC Irvine	2 3	122 H	Cal St. Northridge	3 1				

Non-Div. I Games:

Cal Poly

U
T
E
P

UTEP

Average RPI Win:		205	WON-LOST RECORD		WINNING PCT. RANK		LAST 10 GAMES		STRENGTH OF SCHEDULE		OPP. STRENGTH OF SCHEDULE		TEAM RPI		ADJ RPI		CONF. RPI		ADJ CONF. RPI		
DIV. I ONLY			18- 14		.5625 131		4- 6		108		137		106		.51996 111		10		10		
DIV. I NON-CONF.			8- 4		.66667 78		0- 0		158		249		118		.52268 123		11		10		
TOTALS		RPI 1-25		RPI 26-50		W-L RECORDS		RPI 51-100		RPI 101-150		RPI 150+									
18- 14		0- 3		0- 4		OVERALL		2- 3		0- 1		16- 3									
8- 4		0- 1		0- 2		HOME		0- 1		0- 0		8- 0									
5- 8		0- 2		0- 2		AWAY		0- 2		0- 1		5- 1									
5- 2		0- 0		0- 0		NEUTRAL		2- 0		0- 0		3- 2									
8- 4		0- 0		0- 0		NON-CONFERENCE		1- 1		0- 1		7- 2									
3- 0		0- 0		0- 0		HOME		0- 0		0- 0		3- 0									
1- 2		0- 0		0- 0		AWAY		0- 1		0- 1		1- 0									
4- 2		0- 0		0- 0		NEUTRAL		1- 0		0- 0		3- 2									
10- 10		0- 3		0- 4		CONFERENCE		1- 2		0- 0		9- 1									
5- 4		0- 1		0- 2		HOME		0- 1		0- 0		5- 0									
4- 6		0- 2		0- 2		AWAY		0- 1		0- 0		4- 1									
1- 0		0- 0		0- 0		NEUTRAL		1- 0		0- 0		0- 0									
RPI	S	Opponent		Score		RPI	S	Opponent		Score		RPI	S	Opponent		Score					
9	A	UNI		1 3		44	A	Wichita St.		0 3		74	A	Creighton		1 3		102	A	Utah Valley	2 3
9	A	UNI		0 3		44	H	Wichita St.		0 3		74	H	Creighton		2 3		162	N	Stephen F. Austin	3 2
9	H	UNI		1 3		45	A	Missouri St.		2 3		74	N	Creighton		3 1		184	A	Evansville	3 0
						45	H	Missouri St.		2 3		83	A	Wyoming		0 3		184	H	Evansville	3 1
												84	N	UAB		3 2		189	N	Georgia St.	3 1
																		191	N	Northern Ariz.	2 3
																		193	N	Idaho St.	2 3
																		195	A	Drake	3 0
																		195	H	Drake	3 0
																		202	A	UT Martin	3 0
																		208	A	Indiana St.	0 3
																		208	H	Indiana St.	3 1
																		222	A	Bradley	3 0
																		222	H	Bradley	3 1
																		228	A	Southern Ill.	3 1
																		228	H	Southern Ill.	3 1
																		253	H	Western Ill.	3 1
																		277	H	SIU Edwardsville	3 1
																		280	N	CSU Bakersfield	3 0
																		299	H	Loyola Chicago	3 0
LAST 10 GAMES																					
9		A		UNI		0		3		184		A		Evansville		3 0					
74		N		Creighton		3		1		228		A		Southern Ill.		3 1					
45		H		Missouri St.		2		3		74		H		Creighton		2 3					
44		H		Wichita St.		0		3		195		H		Drake		3 0					
208		A		Indiana St.		0		3		9		A		UNI		1 3					

Non-Div. I Games:

Illinois St.

Average RPI Win:	183	WON-LOST RECORD	WINNING PCT. RANK	LAST 10 GAMES	STRENGTH OF SCHEDULE	OPP. STRENGTH OF SCHEDULE	TEAM RPI	ADJ RPI	CONF. RPI	ADJ CONF. RPI	
DIV. I ONLY	19- 12	.6129	101	6- 4	132	149	101	.51982	112	12	12
DIV. I NON-CONF.	11- 5	.6875	76	1- 0	116	225	81	.54353	93	10	11

TOTALS	RPI 1-25	RPI 26-50		W-L RECORDS	RPI 51-100		RPI 101-150		RPI 150+		
19- 12	0- 1	0- 3		OVERALL	5- 1		2- 3		12- 4		
9- 3	0- 0	0- 1		HOME	4- 0		0- 1		5- 1		
5- 7	0- 1	0- 1		AWAY	0- 0		2- 2		3- 3		
5- 2	0- 0	0- 1		NEUTRAL	1- 1		0- 0		4- 0		
11- 5	0- 0	0- 1		NON-CONFERENCE	2- 0		1- 2		8- 2		
4- 0	0- 0	0- 0		HOME	1- 0		0- 0		3- 0		
2- 4	0- 0	0- 0		AWAY	0- 0		1- 2		1- 2		
5- 1	0- 0	0- 1		NEUTRAL	1- 0		0- 0		4- 0		
8- 7	0- 1	0- 2		CONFERENCE	3- 1		1- 1		4- 2		
5- 3	0- 0	0- 1		HOME	3- 0		0- 1		2- 1		
3- 3	0- 1	0- 1		AWAY	0- 0		1- 0		2- 1		
0- 1	0- 0	0- 0		NEUTRAL	0- 1		0- 0		0- 0		
RPI	S	Opponent	Score	RPI	S	Opponent	Score	RPI	S	Opponent	Score
20	A	Cincinnati	0 3	30	A	Louisville	1 3	59	H	Notre Dame	3 1
				34	N	Dayton	0 3	59	N	Notre Dame	1 3
				38	H	Marquette	1 3	69	N	Texas St.	3 0
								75	H	Sacred Heart	3 0
								95	H	Seton Hall	3 1
								100	H	Villanova	3 1

Non-Div. I Games:

Syracuse

Average RPI Win:		171	WON-LOST RECORD		WINNING PCT. RANK		LAST 10 GAMES		STRENGTH OF SCHEDULE		OPP. STRENGTH OF SCHEDULE		TEAM RPI		ADJ RPI		CONF. RPI		ADJ CONF. RPI			
DIV. I ONLY			14- 16		.46667		177	4- 6		82		79		113		.51833		113	4		4	
DIV. I NON-CONF.			9- 1		.9		14	0- 0		90		242		34		.61019		36	4		4	
TOTALS		RPI 1-25		RPI 26-50		W-L RECORDS		RPI 51-100		RPI 101-150		RPI 150+										
14- 16		0- 6		0- 0		OVERALL		1- 5		6- 5		7- 0										
8- 6		0- 3		0- 0		HOME		0- 2		4- 1		4- 0										
3- 9		0- 3		0- 0		AWAY		1- 2		1- 4		1- 0										
3- 1		0- 0		0- 0		NEUTRAL		0- 1		1- 0		2- 0										
9- 1		0- 0		0- 0		NON-CONFERENCE		1- 1		1- 0		7- 0										
4- 0		0- 0		0- 0		HOME		0- 0		0- 0		4- 0										
2- 0		0- 0		0- 0		AWAY		1- 0		0- 0		1- 0										
3- 1		0- 0		0- 0		NEUTRAL		0- 1		1- 0		2- 0										
5- 15		0- 6		0- 0		CONFERENCE		0- 4		5- 5		0- 0										
4- 6		0- 3		0- 0		HOME		0- 2		4- 1		0- 0										
1- 9		0- 3		0- 0		AWAY		0- 2		1- 4		0- 0										
0- 0		0- 0		0- 0		NEUTRAL		0- 0		0- 0		0- 0										
RPI	S	Opponent		Score		RPI	S	Opponent		Score		RPI	S	Opponent		Score						
11	A	Kentucky		0 3					54	N	Clemson	0 3	104	A	Ole Miss		3 1					
11	H	Kentucky		1 3					66	A	LSU	2 3	104	H	Ole Miss		0 3					
14	A	Tennessee		0 3					66	H	LSU	1 3	120	A	Auburn		0 3					
14	H	Tennessee		1 3					67	A	Arkansas	0 3	120	H	Auburn		3 1					
16	A	Florida		0 3					67	H	Arkansas	0 3	123	A	Georgia		0 3					
16	H	Florida		0 3					71	A	Col. of Charleston	3 2	123	H	Georgia		3 1					
													130	A	Mississippi St.		2 3					
													130	H	Mississippi St.		3 0					
													149	N	Winthrop		3 0					
													150	A	Alabama		0 3					
													150	H	Alabama		3 0					
													175	H	Elon		3 1					
													196	H	Davidson		3 0					
													203	H	UNC Asheville		3 0					
													207	N	Montana		3 0					
													225	N	Stony Brook		3 1					
													246	A	Temple		3 0					
													293	H	Gardner-Webb		3 0					
LAST 10 GAMES																						
		16	A	Florida	0 3			150	H	Alabama	3 0											
		123	H	Georgia	3 1			104	H	Ole Miss	0 3											
		120	H	Auburn	3 1			14	A	Tennessee	0 3											
		66	A	LSU	2 3			11	A	Kentucky	0 3											
		67	A	Arkansas	0 3			130	H	Mississippi St.	3 0											

Non-Div. I Games:

South Carolina

Average RPI Win: 226		WON-LOST	WINNING	LAST 10	STRENGTH OF		OPP. STRENGTH	TEAM	ADJ	CONF.	ADJ CONF.
Average RPI Loss: 88		RECORD	PCT. RANK	GAMES	SCHEDULE		OF SCHEDULE	RPI	RPI	RPI	RPI
DIV. I ONLY		21- 8	.72414	45	258		181	111	.51811	114	24
DIV. I NON-CONF.		7- 4	.63636	95	277		84	160	.49323	160	23
TOTALS		RPI 1-25	RPI 26-50		W-L RECORDS		RPI 51-100		RPI 101-150		RPI 150+
21- 8	0- 0	0- 4		OVERALL		0- 2		3- 0		18- 2	
9- 3	0- 0	0- 1		HOME		0- 1		1- 0		8- 1	
7- 5	0- 0	0- 3		AWAY		0- 1		0- 0		7- 1	
5- 0	0- 0	0- 0		NEUTRAL		0- 0		2- 0		3- 0	
7- 4	0- 0	0- 1		NON-CONFERENCE		0- 2		3- 0		4- 1	
3- 1	0- 0	0- 0		HOME		0- 1		1- 0		2- 0	
0- 3	0- 0	0- 1		AWAY		0- 1		0- 0		0- 1	
4- 0	0- 0	0- 0		NEUTRAL		0- 0		2- 0		2- 0	
14- 4	0- 0	0- 3		CONFERENCE		0- 0		0- 0		14- 1	
6- 2	0- 0	0- 1		HOME		0- 0		0- 0		6- 1	
7- 2	0- 0	0- 2		AWAY		0- 0		0- 0		7- 0	
1- 0	0- 0	0- 0		NEUTRAL		0- 0		0- 0		1- 0	
RPI S	Opponent	Score	RPI S	Opponent	Score	RPI S	Opponent	Score	RPI S	Opponent	Score
			35 A	Michigan St.	0 3	65 A	Virginia Tech	0 3	132 N	Toledo	3 0
			46 A	Milwaukee	0 3	77 H	IPFW	1 3	133 H	Duquesne	3 0
			46 A	Milwaukee	1 3				141 N	Indiana	3 2
			46 H	Milwaukee	0 3				167 A	Valparaiso	3 2
									167 H	Valparaiso	3 1
									177 A	Butler	3 0
									177 H	Butler	0 3
									177 N	Butler	3 2
									213 A	Kent St.	2 3
									221 A	Green Bay	3 0
									221 H	Green Bay	3 1
									231 H	Akron	3 1
									235 A	Ill.-Chicago	3 0
									235 H	Ill.-Chicago	3 2
									252 N	St. John's (NY)	3 0
									254 A	Wright St.	3 0
									254 H	Wright St.	3 0
									255 H	DePaul	3 0
									291 N	High Point	3 0
									299 A	Loyola Chicago	3 0
									299 H	Loyola Chicago	3 0
									300 A	Youngstown St.	3 0
									300 H	Youngstown St.	3 0
			LAST 10 GAMES								
			46 A	Milwaukee	0 3	235 H	Ill.-Chicago	3 2			
			177 N	Butler	3 2	46 A	Milwaukee	1 3			
			221 H	Green Bay	3 1	300 H	Youngstown St.	3 0			
			299 H	Loyola Chicago	3 0	299 A	Loyola Chicago	3 0			
			167 H	Valparaiso	3 1	177 H	Butler	0 3			

Non-Div. I Games:

Cleveland St.

Average RPI Win:		216	WON-LOST RECORD		WINNING PCT. RANK		LAST 10 GAMES		STRENGTH OF SCHEDULE		OPP. STRENGTH OF SCHEDULE		TEAM RPI		ADJ RPI		CONF. RPI		ADJ CONF. RPI			
DIV. I ONLY			15- 17		.46875	173	1- 9		94		65		121		.51767	115	1		1			
DIV. I NON-CONF.			14- 2		.875	17	0- 1		252		272		94		.54074	99	2		2			
TOTALS		RPI 1-25		RPI 26-50				W-L RECORDS		RPI 51-100				RPI 101-150				RPI 150+				
15- 17		0- 8		1- 7				OVERALL		1- 1				1- 0				12- 1				
4- 7		0- 4		1- 3				HOME		1- 0				0- 0				2- 0				
5- 10		0- 4		0- 4				AWAY		0- 1				1- 0				4- 1				
6- 0		0- 0		0- 0				NEUTRAL		0- 0				0- 0				6- 0				
14- 2		0- 0		0- 0				NON-CONFERENCE		1- 1				1- 0				12- 1				
3- 0		0- 0		0- 0				HOME		1- 0				0- 0				2- 0				
5- 2		0- 0		0- 0				AWAY		0- 1				1- 0				4- 1				
6- 0		0- 0		0- 0				NEUTRAL		0- 0				0- 0				6- 0				
1- 15		0- 8		1- 7				CONFERENCE		0- 0				0- 0				0- 0				
1- 7		0- 4		1- 3				HOME		0- 0				0- 0				0- 0				
0- 8		0- 4		0- 4				AWAY		0- 0				0- 0				0- 0				
0- 0		0- 0		0- 0				NEUTRAL		0- 0				0- 0				0- 0				
RPI	S	Opponent		Score		RPI	S	Opponent		Score		RPI	S	Opponent		Score						
2	A	Texas		0	3	29	A	Oklahoma		0	3	56	A	TCU		1	3	117	A	New Mexico	3 2	
2	H	Texas		0	3	29	H	Oklahoma		2	3	86	H	Morehead St.		3	1	165	A	North Texas	3 1	
3	A	Iowa St.		0	3	37	A	Missouri		1	3							170	A	San Jose St.	2 3	
3	H	Iowa St.		0	3	37	H	Missouri		0	3							183	N	Connecticut	3 0	
19	A	Texas A&M		0	3	47	A	Kansas		1	3							186	H	Central Ark.	3 0	
19	H	Texas A&M		2	3	47	H	Kansas		1	3							201	A	Texas-Arlington	3 0	
24	A	Kansas St.		1	3	49	A	Baylor		0	3							227	N	La.-Lafayette	3 0	
24	H	Kansas St.		0	3	49	H	Baylor		3	2							243	H	Northwestern St.	3 0	
														267	A	Louisiana Tech		3	0			
														285	A	Tex.-Pan American		3	0			
														297	N	Prairie View		3	0			
														311	N	Southeastern La.		3	0			
														315	N	Grambling		3	0			
														315	N	Grambling		3	0			
LAST 10 GAMES																						
37	H	Missouri		0	3	2	H	Texas		0	3											
29	A	Oklahoma		0	3	3	A	Iowa St.		0	3											
24	A	Kansas St.		1	3	19	A	Texas A&M		0	3											
170	A	San Jose St.		2	3	49	H	Baylor		3	2											
47	H	Kansas		1	3	47	A	Kansas		1	3											

Non-Div. I Games:

Texas Tech

Average RPI Win:	213	WON-LOST	WINNING	LAST 10	STRENGTH OF	OPP. STRENGTH	TEAM	ADJ	CONF.	ADJ CONF.	
Average RPI Loss:	91	RECORD	PCT. RANK	GAMES	SCHEDULE	OF SCHEDULE	RPI	RPI	RPI	RPI	
DIV. I ONLY	20- 10	.66667	70	6- 4	229	163	118	.51691	116	17	17
DIV. I NON-CONF.	11- 3	.78571	39	0- 0	285	186	129	.52017	128	17	17
<hr/>											
TOTALS	RPI 1-25	RPI 26-50		W-L RECORDS		RPI 51-100		RPI 101-150		RPI 150+	
20- 10	0- 0	0- 3		OVERALL		3- 3		3- 3		14- 1	
12- 1	0- 0	0- 1		HOME		2- 0		2- 0		8- 0	
6- 6	0- 0	0- 2		AWAY		1- 2		1- 1		4- 1	
2- 3	0- 0	0- 0		NEUTRAL		0- 1		0- 2		2- 0	
<hr/>											
11- 3	0- 0	0- 1		NON-CONFERENCE		1- 1		2- 1		8- 0	
6- 0	0- 0	0- 0		HOME		0- 0		1- 0		5- 0	
3- 1	0- 0	0- 1		AWAY		1- 0		1- 0		1- 0	
2- 2	0- 0	0- 0		NEUTRAL		0- 1		0- 1		2- 0	
<hr/>											
9- 7	0- 0	0- 2		CONFERENCE		2- 2		1- 2		6- 1	
6- 1	0- 0	0- 1		HOME		2- 0		1- 0		3- 0	
3- 5	0- 0	0- 1		AWAY		0- 2		0- 1		3- 1	
0- 1	0- 0	0- 0		NEUTRAL		0- 0		0- 1		0- 0	
<hr/>											
RPI S	Opponent	Score	RPI S	Opponent	Score	RPI S	Opponent	Score	RPI S	Opponent	Score
			26 A	San Diego	0 3	53 N	UC Santa Barbara	0 3	127 H	Georgetown	3 2
			34 A	Dayton	0 3	72 A	Xavier	0 3	133 A	Duquesne	1 3
			34 H	Dayton	0 3	72 H	Xavier	3 2	133 H	Duquesne	3 2
						82 A	Saint Louis	0 3	133 N	Duquesne	2 3
						82 H	Saint Louis	3 2	141 N	Indiana	2 3
						97 A	American	3 1	147 A	VCU	3 1
									157 H	Charlotte	3 1
									182 H	Central Conn. St.	3 0
									206 A	Rhode Island	1 3
									206 H	Rhode Island	3 2
									220 H	George Mason	3 1
									230 H	UNC Wilmington	3 0
									246 A	Temple	3 0
									266 N	Cornell	3 0
									273 A	Fordham	3 2
									273 H	Fordham	3 0
									290 A	Loyola Maryland	3 0
									306 H	Howard	3 0
									308 A	La Salle	3 0
									318 H	N.C. Central	3 0
									324 N	N.C. A&T	3 0
<hr/>											
LAST 10 GAMES											
			133 N	Duquesne	2 3	34 A	Dayton	0 3			
			273 A	Fordham	3 2	72 A	Xavier	0 3			
			206 A	Rhode Island	1 3	308 A	La Salle	3 0			
			133 H	Duquesne	3 2	246 A	Temple	3 0			
			82 H	Saint Louis	3 2	206 H	Rhode Island	3 2			

Non-Div. I Games:

George Washington

Average RPI Win:		188	WON-LOST RECORD		WINNING PCT. RANK		LAST 10 GAMES		STRENGTH OF SCHEDULE		OPP. STRENGTH OF SCHEDULE		TEAM RPI		ADJ RPI		CONF. RPI		ADJ CONF. RPI				
Average RPI Loss:		77																					
DIV. I ONLY			14- 15		.48276 167		4- 6		89		118		123		.51605 117		8		9				
DIV. I NON-CONF.			8- 6		.57143 134		1- 1		118		129		119		.52547 120		12		12				
TOTALS		RPI 1-25		RPI 26-50		W-L RECORDS		RPI 51-100		RPI 101-150		RPI 150+											
14- 15		0- 1		0- 3		OVERALL		1- 6		2- 4		11- 1											
6- 6		0- 1		0- 1		HOME		0- 2		1- 2		5- 0											
4- 8		0- 0		0- 2		AWAY		0- 3		1- 2		3- 1											
4- 1		0- 0		0- 0		NEUTRAL		1- 1		0- 0		3- 0											
8- 6		0- 1		0- 1		NON-CONFERENCE		1- 1		0- 2		7- 1											
3- 2		0- 1		0- 0		HOME		0- 0		0- 1		3- 0											
1- 4		0- 0		0- 1		AWAY		0- 1		0- 1		1- 1											
4- 0		0- 0		0- 0		NEUTRAL		1- 0		0- 0		3- 0											
6- 9		0- 0		0- 2		CONFERENCE		0- 5		2- 2		4- 0											
3- 4		0- 0		0- 1		HOME		0- 2		1- 1		2- 0											
3- 4		0- 0		0- 1		AWAY		0- 2		1- 1		2- 0											
0- 1		0- 0		0- 0		NEUTRAL		0- 1		0- 0		0- 0											
RPI	S	Opponent		Score		RPI	S	Opponent		Score		RPI	S	Opponent		Score							
6	H	Nebraska		0 3		27	A	Colorado St.		0 3		56	A	TCU		0 3		101	A	San Diego St.	1 3		
						27	H	Colorado St.		2 3		56	H	TCU		1 3		101	H	San Diego St.	2 3		
						41	A	Long Beach St.		1 3		60	A	New Mexico St.		1 3		115	H	Texas Tech	2 3		
												68	N	Delaware		3 1		125	A	Pittsburgh	2 3		
												83	A	Wyoming		0 3		144	A	UNLV	3 1		
												83	H	Wyoming		2 3		144	H	UNLV	3 0		
												83	N	Wyoming		1 3		154	H	South Fla.	3 1		
																		158	A	Boise St.	3 1		
																		158	H	Boise St.	3 0		
																		161	H	UC Irvine	3 2		
																		170	N	San Jose St.	3 1		
																		176	H	Portland St.	3 0		
																		191	A	Northern Ariz.	2 3		
																		246	N	Temple	3 1		
																		248	A	Air Force	3 0		
																		248	H	Air Force	3 0		
																		271	N	Hampton	3 0		
																		285	A	Tex.-Pan American	3 0		
LAST 10 GAMES																							
						41	A	Long Beach St.		1 3		101	A	San Diego St.		1 3							
						83	N	Wyoming		1 3		248	H	Air Force		3 0							
						27	H	Colorado St.		2 3		158	H	Boise St.		3 0							
						83	H	Wyoming		2 3		285	A	Tex.-Pan American		3 0							
						144	A	UNLV		3 1		56	A	TCU		0 3							

Non-Div. I Games:

New Mexico

Average RPI Win:	163	WON-LOST RECORD	WINNING PCT. RANK	LAST 10 GAMES	STRENGTH OF SCHEDULE	OPP. STRENGTH OF SCHEDULE	TEAM RPI	ADJ RPI	CONF. RPI	ADJ CONF. RPI	
DIV. I ONLY		11- 16	.40741 210	4- 6	67	55	128	.51538 118	6	6	
DIV. I NON-CONF.		5- 6	.45455 190	0- 0	69	51	121	.5279 117	6	6	
<hr/>											
TOTALS	RPI 1-25	RPI 26-50		W-L RECORDS	RPI 51-100		RPI 101-150		RPI 150+		
11- 16	0- 4	0- 2		OVERALL	3- 7		2- 2		6- 1		
4- 6	0- 1	0- 1		HOME	1- 4		1- 0		2- 0		
3- 8	0- 2	0- 1		AWAY	0- 3		0- 2		3- 0		
4- 2	0- 1	0- 0		NEUTRAL	2- 0		1- 0		1- 1		
<hr/>											
5- 6	0- 2	0- 0		NON-CONFERENCE	2- 2		1- 1		2- 1		
0- 2	0- 0	0- 0		HOME	0- 2		0- 0		0- 0		
1- 2	0- 1	0- 0		AWAY	0- 0		0- 1		1- 0		
4- 2	0- 1	0- 0		NEUTRAL	2- 0		1- 0		1- 1		
<hr/>											
6- 10	0- 2	0- 2		CONFERENCE	1- 5		1- 1		4- 0		
4- 4	0- 1	0- 1		HOME	1- 2		1- 0		2- 0		
2- 6	0- 1	0- 1		AWAY	0- 3		0- 1		2- 0		
0- 0	0- 0	0- 0		NEUTRAL	0- 0		0- 0		0- 0		
<hr/>											
RPI S	Opponent	Score		RPI S	Opponent	Score		RPI S	Opponent	Score	
2 A	Texas	0	3	26 A	San Diego	0	3	52 H	North Dakota	1	3
15 A	Pepperdine	0	3	26 H	San Diego	2	3	53 H	UC Santa Barbara	1	3
15 H	Pepperdine	1	3					55 A	St. Mary's (CA)	2	3
22 N	Michigan	1	3					55 H	St. Mary's (CA)	0	3
								57 A	BYU	0	3
								57 H	BYU	0	3
								80 N	UTSA	3	2
								89 A	San Francisco	1	3
								89 H	San Francisco	3	1
								96 N	SMU	3	2

Non-Div. I Games:

Santa Clara

Average RPI Win: 211		WON-LOST RECORD		WINNING PCT. RANK		LAST 10 GAMES		STRENGTH OF SCHEDULE		OPP. STRENGTH OF SCHEDULE		TEAM RPI		ADJ RPI		CONF. RPI		ADJ CONF. RPI	
DIV. I ONLY		21- 10		.67742 66		5- 3		217		160		110		.51404 119		16		16	
DIV. I NON-CONF.		9- 5		.64286 92		0- 0		210		170		138		.50811 137		16		16	
TOTALS		RPI 1-25		RPI 26-50		W-L RECORDS		RPI 51-100		RPI 101-150		RPI 150+							
21- 10		0- 1		1- 1		OVERALL		1- 4		0- 0		19- 4							
8- 0		0- 0		0- 0		HOME		0- 0		0- 0		8- 0							
7- 6		0- 0		1- 1		AWAY		1- 3		0- 0		5- 2							
6- 4		0- 1		0- 0		NEUTRAL		0- 1		0- 0		6- 2							
9- 5		0- 0		0- 1		NON-CONFERENCE		1- 3		0- 0		8- 1							
1- 0		0- 0		0- 0		HOME		0- 0		0- 0		1- 0							
2- 3		0- 0		0- 1		AWAY		1- 2		0- 0		1- 0							
6- 2		0- 0		0- 0		NEUTRAL		0- 1		0- 0		6- 1							
12- 5		0- 1		1- 0		CONFERENCE		0- 1		0- 0		11- 3							
7- 0		0- 0		0- 0		HOME		0- 0		0- 0		7- 0							
5- 3		0- 0		1- 0		AWAY		0- 1		0- 0		4- 2							
0- 2		0- 1		0- 0		NEUTRAL		0- 0		0- 0		0- 1							
RPI S	Opponent	Score		RPI S	Opponent	Score		RPI S	Opponent	Score		RPI S	Opponent	Score					
23 N	Western Ky.	0 3		45 A	Missouri St.	1 3		61 A	Samford	2 3		153 A	Denver	1 3					
				48 A	Middle Tenn.	3 2		82 A	Saint Louis	1 3		153 H	Denver	3 1					
								84 N	UAB	2 3		157 N	Charlotte	3 2					
								90 A	Lipscomb	3 1		165 A	North Texas	0 3					
								93 A	FIU	2 3		165 H	North Texas	3 0					
												165 N	North Texas	1 3					
												166 N	South Dakota St.	2 3					
												169 H	Troy	3 0					
												179 N	Hofstra	3 2					
												186 N	Central Ark.	3 0					
												216 H	South Ala.	3 1					
												227 A	La.-Lafayette	3 0					
												227 H	La.-Lafayette	3 1					
												229 A	UALR	3 1					
												229 H	UALR	3 1					
												231 N	Akron	3 0					
												243 A	Northwestern St.	3 0					
												256 A	La.-Monroe	3 0					
												256 H	La.-Monroe	3 1					
												259 H	Southeast Mo. St.	3 0					
												292 A	Fla. Atlantic	3 0					
												298 N	Tennessee Tech	3 0					
												326 N	Alcorn St.	3 0					
				LAST 10 GAMES															
				165 N North Texas 1 3				256 H La.-Monroe 3 1											
				256 A La.-Monroe 3 0				227 H La.-Lafayette 3 1											
				227 A La.-Lafayette 3 0				292 A Fla. Atlantic 3 0											
				153 A Denver 1 3				93 A FIU 2 3											
				165 A North Texas 0 3				229 A UALR 3 1											

Non-Div. I Games:

Arkansas St.

Average RPI Win: 162		WON-LOST	WINNING	LAST 10	STRENGTH OF		OPP. STRENGTH	TEAM	ADJ	CONF.	ADJ CONF.						
Average RPI Loss: 56		RECORD	PCT. RANK	GAMES	SCHEDULE		OF SCHEDULE	RPI	RPI	RPI	RPI						
DIV. I ONLY		11- 19	.36667	235	2- 8		62	43	141	.51375	120	4	4				
DIV. I NON-CONF.		6- 4	.6	112	0- 0		67	79	68	.56715	66	4	4				
<hr/>																	
TOTALS		RPI 1-25		RPI 26-50		W-L RECORDS		RPI 51-100		RPI 101-150		RPI 150+					
11- 19		0- 7		1- 3		OVERALL		1- 4		5- 5		4- 0					
5- 6		0- 3		0- 0		HOME		0- 2		4- 1		1- 0					
2- 10		0- 4		1- 0		AWAY		0- 2		1- 4		0- 0					
4- 3		0- 0		0- 3		NEUTRAL		1- 0		0- 0		3- 0					
6- 4		0- 1		1- 3		NON-CONFERENCE		1- 0		0- 0		4- 0					
1- 0		0- 0		0- 0		HOME		0- 0		0- 0		1- 0					
1- 1		0- 1		1- 0		AWAY		0- 0		0- 0		0- 0					
4- 3		0- 0		0- 3		NEUTRAL		1- 0		0- 0		3- 0					
5- 15		0- 6		0- 0		CONFERENCE		0- 4		5- 5		0- 0					
4- 6		0- 3		0- 0		HOME		0- 2		4- 1		0- 0					
1- 9		0- 3		0- 0		AWAY		0- 2		1- 4		0- 0					
0- 0		0- 0		0- 0		NEUTRAL		0- 0		0- 0		0- 0					
RPI	S	Opponent		Score		RPI	S	Opponent		Score		RPI	S	Opponent		Score	
11	A	Kentucky		0 3		28	N	North Carolina		0 3		66	A	LSU		1 3	
11	H	Kentucky		2 3		29	N	Oklahoma		0 3		66	H	LSU		1 3	
14	A	Tennessee		0 3		37	N	Missouri		0 3		67	A	Arkansas		1 3	
14	H	Tennessee		1 3		48	A	Middle Tenn.		3 2		67	H	Arkansas		0 3	
16	A	Florida		0 3								93	N	FIU		3 2	
16	H	Florida		0 3													
18	A	Miami (FL)		0 3													
										</							

Non-Div. I Games:

Auburn

Average RPI Win: 221		WON-LOST RECORD	WINNING PCT. RANK	LAST 10 GAMES	STRENGTH OF SCHEDULE	OPP. STRENGTH OF SCHEDULE	TEAM RPI	ADJ RPI	CONF. RPI	ADJ CONF. RPI	
Average RPI Loss: 120											
DIV. I ONLY		23- 9	.71875 48	7- 3	260	194	117	.51293 121	15	15	
DIV. I NON-CONF.		13- 4	.76471 48	0- 0	307	248	165	.48525 168	15	15	
TOTALS		RPI 1-25	RPI 26-50		W-L RECORDS		RPI 51-100		RPI 101-150		RPI 150+
23- 9	0- 0		0- 1	OVERALL	2- 2		2- 4		19- 2		
9- 2	0- 0		0- 0	HOME	1- 1		0- 1		8- 0		
8- 4	0- 0		0- 0	AWAY	1- 1		1- 2		6- 1		
6- 3	0- 0		0- 1	NEUTRAL	0- 0		1- 1		5- 1		
13- 4	0- 0		0- 1	NON-CONFERENCE	0- 0		1- 1		12- 2		
4- 0	0- 0		0- 0	HOME	0- 0		0- 0		4- 0		
3- 2	0- 0		0- 0	AWAY	0- 0		0- 1		3- 1		
6- 2	0- 0		0- 1	NEUTRAL	0- 0		1- 0		5- 1		
10- 5	0- 0		0- 0	CONFERENCE	2- 2		1- 3		7- 0		
5- 2	0- 0		0- 0	HOME	1- 1		0- 1		4- 0		
5- 2	0- 0		0- 0	AWAY	1- 1		1- 1		3- 0		
0- 1	0- 0		0- 0	NEUTRAL	0- 0		0- 1		0- 0		
RPI S	Opponent	Score	RPI S	Opponent	Score	RPI S	Opponent	Score	RPI S	Opponent	Score
			40 N	Ohio St.	0 3	68 A	Delaware	3 0	103 A	James Madison	3 1
						68 H	Delaware	3 0	103 H	James Madison	1 3
						76 A	Northeastern	0 3	110 A	North Carolina St.	0 3
						76 H	Northeastern	2 3	145 N	Liberty	3 1
									147 A	VCU	1 3
									147 N	VCU	2 3
									165 N	North Texas	1 3
									179 A	Hofstra	3 1
									179 H	Hofstra	3 0
									189 H	Georgia St.	3 1
									194 A	West Virginia	3 1
									205 A	UMBC	3 0
									219 A	A&M-Corpus Christi	1 3
									220 A	George Mason	3 1
									220 H	George Mason	3 0
									226 N	Robert Morris	3 0
									230 H	UNC Wilmington	3 0
									238 N	New Hampshire	3 1
									240 A	William & Mary	3 0
									282 N	Citadel	3 2
									285 N	Tex.-Pan American	3 0
									290 N	Loyola Maryland	3 0
									295 H	Morgan St.	3 0
									295 H	Morgan St.	3 0
									306 H	Howard	3 0
									308 A	La Salle	3 0
									321 H	Coppin St.	3 0
LAST 10 GAMES											
			147 N	VCU	2 3	68 A	Delaware	3 0	295 H	Morgan St.	3 0
			103 A	James Madison	3 1	189 H	Georgia St.	3 1	295 H	Morgan St.	3 0
			220 A	George Mason	3 1	230 H	UNC Wilmington	3 0	306 H	Howard	3 0
			179 H	Hofstra	3 0	240 A	William & Mary	3 0	308 A	La Salle	3 0
			76 H	Northeastern	2 3	147 A	VCU	1 3	321 H	Coppin St.	3 0

Non-Div. I Games:

Towson

[illegible]

Non-Div. I Games:

Cal St. Northridge

Average RPI Win:	232	WON-LOST RECORD	WINNING PCT. RANK	LAST 10 GAMES	STRENGTH OF SCHEDULE	OPP. STRENGTH OF SCHEDULE	TEAM RPI	ADJ RPI	CONF. RPI	ADJ CONF. RPI	
DIV. I ONLY		21- 9	.7 56	8- 2	248	178	116	.51155	124	23	23
DIV. I NON-CONF.		9- 6	.6 112	0- 0	279	145	183	.47121	186	24	23
<hr/>											
TOTALS	RPI 1-25	RPI 26-50		W-L RECORDS	RPI 51-100		RPI 101-150		RPI 150+		
21- 9	0- 1	0- 1		OVERALL	1- 3		0- 0		20- 4		
7- 5	0- 1	0- 0		HOME	1- 1		0- 0		6- 3		
9- 2	0- 0	0- 1		AWAY	0- 1		0- 0		9- 0		
5- 2	0- 0	0- 0		NEUTRAL	0- 1		0- 0		5- 1		
<hr/>											
9- 6	0- 1	0- 1		NON-CONFERENCE	0- 1		0- 0		9- 3		
2- 3	0- 1	0- 0		HOME	0- 0		0- 0		2- 2		
3- 1	0- 0	0- 1		AWAY	0- 0		0- 0		3- 0		
4- 2	0- 0	0- 0		NEUTRAL	0- 1		0- 0		4- 1		
<hr/>											
12- 3	0- 0	0- 0		CONFERENCE	1- 2		0- 0		11- 1		
5- 2	0- 0	0- 0		HOME	1- 1		0- 0		4- 1		
6- 1	0- 0	0- 0		AWAY	0- 1		0- 0		6- 0		
1- 0	0- 0	0- 0		NEUTRAL	0- 0		0- 0		1- 0		
<hr/>											
RPI S	Opponent	Score		RPI S	Opponent	Score		RPI S	Opponent	Score	
23 H	Western Ky.	1	3	47 A	Kansas	1	3	90 A	Lipscomb	2	3
								90 H	Lipscomb	0	3
								90 H	Lipscomb	3	1
								98 N	Appalachian St.	0	3
								152 H	Fla. Gulf Coast	2	3
								159 H	Sacramento St.	1	3
								166 N	South Dakota St.	1	3
								180 A	Kennesaw St.	3	1
								180 H	Kennesaw St.	3	0
								184 H	Evansville	1	3
								197 A	East Tenn. St.	3	0
								197 H	East Tenn. St.	3	1
								197 N	East Tenn. St.	3	2
								202 N	UT Martin	3	2
								211 A	Tulane	3	2
								212 A	UMKC	3	0
								216 N	South Ala.	3	0
								217 A	North Florida	3	1
								241 N	Lamar	3	0
								242 A	Jacksonville	3	1
								264 A	Mercer	3	1
								279 A	Chattanooga	3	0
								284 A	S.C. Upstate	3	0
								284 H	S.C. Upstate	3	0
								286 H	Murray St.	3	0
								294 H	Stetson	3	0
								298 H	Tennessee Tech	3	0
								304 N	Montana St.	3	0
LAST 10 GAMES				LAST 10 GAMES				LAST 10 GAMES			
				90 H	Lipscomb	0	3	90 H	Lipscomb	3	1
				197 N	East Tenn. St.	3	2	294 H	Stetson	3	0
				197 A	East Tenn. St.	3	0	152 H	Fla. Gulf Coast	2	3
				284 A	S.C. Upstate	3	0	242 A	Jacksonville	3	1
				180 H	Kennesaw St.	3	0	217 A	North Florida	3	1

Non-Div. I Games:

Belmont

Average RPI Win:	202	WON-LOST RECORD	WINNING PCT. RANK	LAST 10 GAMES	STRENGTH OF SCHEDULE	OPP. STRENGTH OF SCHEDULE	TEAM RPI	ADJ RPI	CONF. RPI	ADJ CONF. RPI		
DIV. I ONLY		18- 15	.54545	136	5- 5	142	124	124	.51002	125	12	12
DIV. I NON-CONF.		11- 7	.61111	111	1- 2	146	162	124	.52176	126	10	11
<hr/>												
TOTALS	RPI 1-25	RPI 26-50		W-L RECORDS		RPI 51-100		RPI 101-150		RPI 150+		
18- 15	0- 2	1- 3		OVERALL		0- 6		4- 2		13- 2		
12- 7	0- 1	0- 2		HOME		0- 3		3- 1		9- 0		
4- 6	0- 1	1- 0		AWAY		0- 2		1- 1		2- 2		
2- 2	0- 0	0- 1		NEUTRAL		0- 1		0- 0		2- 0		
11- 7	0- 1	0- 1		NON-CONFERENCE		0- 3		3- 1		8- 1		
9- 3	0- 1	0- 1		HOME		0- 1		3- 0		6- 0		
0- 3	0- 0	0- 0		AWAY		0- 1		0- 1		0- 1		
2- 1	0- 0	0- 0		NEUTRAL		0- 1		0- 0		2- 0		
7- 8	0- 1	1- 2		CONFERENCE		0- 3		1- 1		5- 1		
3- 4	0- 0	0- 1		HOME		0- 2		0- 1		3- 0		
4- 3	0- 1	1- 0		AWAY		0- 1		1- 0		2- 1		
0- 1	0- 0	0- 1		NEUTRAL		0- 0		0- 0		0- 0		
RPI	S	Opponent	Score	RPI	S	Opponent	Score	RPI	S	Opponent	Score	
13	H	Penn St.	0 3	30	A	Louisville	3 1	56	N	TCU	1 3	
20	A	Cincinnati	0 3	30	N	Louisville	1 3	59	H	Notre Dame	0 3	
				38	H	Marquette	0 3	68	H	Delaware	2 3	
				50	H	Ohio	2 3	73	A	UCF	0 3	
								95	H	Seton Hall	1 3	
								100	A	Villanova	1 3	

Non-Div. I Games:

Pittsburgh

Average RPI Win:	173	WON-LOST	WINNING	LAST 10	STRENGTH OF	OPP. STRENGTH	TEAM	ADJ	CONF.	ADJ CONF.	
Average RPI Loss:	96	RECORD	PCT. RANK	GAMES	SCHEDULE	OF SCHEDULE	RPI	RPI	RPI	RPI	
DIV. I ONLY	14- 13	.51852	146	5- 5	121	114	126	.50952	127	12	12
DIV. I NON-CONF.	8- 5	.61538	107	0- 0	95	135	87	.54707	89	10	11
<hr/>											
TOTALS	RPI 1-25	RPI 26-50		W-L RECORDS		RPI 51-100		RPI 101-150		RPI 150+	
14- 13	0- 1	0- 3		OVERALL		2- 4		3- 2		9- 3	
4- 3	0- 1	0- 1		HOME		0- 0		1- 1		3- 0	
5- 7	0- 0	0- 2		AWAY		1- 2		2- 1		2- 2	
5- 3	0- 0	0- 0		NEUTRAL		1- 2		0- 0		4- 1	
<hr/>											
8- 5	0- 0	0- 1		NON-CONFERENCE		1- 2		2- 1		5- 1	
1- 0	0- 0	0- 0		HOME		0- 0		1- 0		0- 0	
2- 2	0- 0	0- 1		AWAY		0- 0		1- 1		1- 0	
5- 3	0- 0	0- 0		NEUTRAL		1- 2		0- 0		4- 1	
<hr/>											
6- 8	0- 1	0- 2		CONFERENCE		1- 2		1- 1		4- 2	
3- 3	0- 1	0- 1		HOME		0- 0		0- 1		3- 0	
3- 5	0- 0	0- 1		AWAY		1- 2		1- 0		1- 2	
0- 0	0- 0	0- 0		NEUTRAL		0- 0		0- 0		0- 0	
<hr/>											
RPI S	Opponent	Score	RPI S	Opponent	Score	RPI S	Opponent	Score	RPI S	Opponent	Score
20 H	Cincinnati	0 3	30 H	Louisville	0 3	59 A	Notre Dame	0 3	103 A	James Madison	3 2
			32 A	California	0 3	67 N	Arkansas	2 3	112 A	Syracuse	3 2
			38 A	Marquette	0 3	95 A	Seton Hall	3 2	116 A	George Washington	2 3
						97 N	American	1 3	125 H	Pittsburgh	1 3
						98 N	Appalachian St.	3 0	147 H	VCU	3 0
						100 A	Villanova	0 3	154 A	South Fla.	0 3
									159 N	Sacramento St.	1 3
									171 A	Wake Forest	3 0
									183 H	Connecticut	3 2
									194 H	West Virginia	3 0
									197 N	East Tenn. St.	3 2
									201 N	Texas-Arlington	3 1
									217 N	North Florida	3 0
									220 N	George Mason	3 0
									236 A	Rutgers	3 2
									252 H	St. John's (NY)	3 1
									255 A	DePaul	2 3
<hr/>											
			LAST 10 GAMES								
			30 H	Louisville	0 3	183 H	Connecticut	3 2			
			20 H	Cincinnati	0 3	252 H	St. John's (NY)	3 1			
			154 A	South Fla.	0 3	100 A	Villanova	0 3			
			236 A	Rutgers	3 2	112 A	Syracuse	3 2			
			95 A	Seton Hall	3 2	38 A	Marquette	0 3			

Non-Div. I Games:

Georgetown

Average RPI Win:		224	WON-LOST RECORD		WINNING PCT. RANK		LAST 10 GAMES		STRENGTH OF SCHEDULE		OPP. STRENGTH OF SCHEDULE		TEAM RPI		ADJ RPI		CONF. RPI		ADJ CONF. RPI	
DIV. I ONLY			18- 15		.54545 136		6- 4		123		169		125		.50843 128		18		18	
DIV. I NON-CONF.			8- 8		.5 161		0- 0		136		126		147		.50085 148		20		21	
TOTALS		RPI 1-25		RPI 26-50		W-L RECORDS		RPI 51-100		RPI 101-150		RPI 150+								
18- 15		0- 1		1- 2		OVERALL		1- 7		0- 2		16- 3								
12- 5		0- 0		1- 0		HOME		1- 3		0- 0		10- 2								
5- 5		0- 1		0- 1		AWAY		0- 2		0- 0		5- 1								
1- 5		0- 0		0- 1		NEUTRAL		0- 2		0- 2		1- 0								
8- 8		0- 1		1- 2		NON-CONFERENCE		0- 1		0- 2		7- 2								
7- 2		0- 0		1- 0		HOME		0- 0		0- 0		6- 2								
1- 2		0- 1		0- 1		AWAY		0- 0		0- 0		1- 0								
0- 4		0- 0		0- 1		NEUTRAL		0- 1		0- 2		0- 0								
10- 7		0- 0		0- 0		CONFERENCE		1- 6		0- 0		9- 1								
5- 3		0- 0		0- 0		HOME		1- 3		0- 0		4- 0								
4- 3		0- 0		0- 0		AWAY		0- 2		0- 0		4- 1								
1- 1		0- 0		0- 0		NEUTRAL		0- 1		0- 0		1- 0								
RPI	S	Opponent		Score		RPI	S	Opponent		Score		RPI	S	Opponent		Score				
24	A	Kansas St.		0 3		26	N	San Diego		1 3		57	N	BYU		1 3				
						28	A	North Carolina		0 3		61	H	Samford		1 3				
						50	H	Ohio		3 0		64	A	Furman		1 3				
												64	H	Furman		3 0				
												71	A	Col. of Charleston		1 3				
												71	H	Col. of Charleston		2 3				
												98	H	Appalachian St.		1 3				
												98	N	Appalachian St.		2 3				

Non-Div. I Games:

Ga. Southern

Average RPI Win:	182	WON-LOST	WINNING	LAST 10	STRENGTH OF	OPP. STRENGTH	TEAM	ADJ	CONF.	ADJ CONF.	
Average RPI Loss:	120	RECORD	PCT. RANK	GAMES	SCHEDULE	OF SCHEDULE	RPI	RPI	RPI	RPI	
DIV. I ONLY	18- 11	.62069	96	8- 2	196	130	120	.50831	129	14	14
DIV. I NON-CONF.	6- 4	.6	112	1- 0	294	158	194	.46085	195	14	14
<hr/>											
TOTALS	RPI 1-25	RPI 26-50		W-L RECORDS		RPI 51-100		RPI 101-150		RPI 150+	
18- 11	0- 0	0- 3		OVERALL		3- 3		3- 3		12- 2	
10- 2	0- 0	0- 1		HOME		2- 1		2- 0		6- 0	
5- 7	0- 0	0- 1		AWAY		1- 2		0- 3		4- 1	
3- 2	0- 0	0- 1		NEUTRAL		0- 0		1- 0		2- 1	
<hr/>											
6- 4	0- 0	0- 0		NON-CONFERENCE		1- 1		2- 2		3- 1	
3- 0	0- 0	0- 0		HOME		1- 0		1- 0		1- 0	
0- 3	0- 0	0- 0		AWAY		0- 1		0- 2		0- 0	
3- 1	0- 0	0- 0		NEUTRAL		0- 0		1- 0		2- 1	
<hr/>											
12- 7	0- 0	0- 3		CONFERENCE		2- 2		1- 1		9- 1	
7- 2	0- 0	0- 1		HOME		1- 1		1- 0		5- 0	
5- 4	0- 0	0- 1		AWAY		1- 1		0- 1		4- 1	
0- 1	0- 0	0- 1		NEUTRAL		0- 0		0- 0		0- 0	
<hr/>											
RPI S	Opponent	Score	RPI S	Opponent	Score	RPI S	Opponent	Score	RPI S	Opponent	Score
			42 A	North Dakota St.	0 3	70 A	Eastern Mich.	0 3	131 A	IUPUI	2 3
			42 H	North Dakota St.	0 3	77 A	IPFW	3 1	131 H	IUPUI	3 1
			42 N	North Dakota St.	1 3	77 H	IPFW	0 3	132 A	Toledo	1 3
						79 H	Central Mich.	3 2	138 H	Bowling Green	3 0
						87 A	Oral Roberts	1 3	140 A	Iowa	2 3
						87 H	Oral Roberts	3 0	146 N	Niagara	3 2
									166 A	South Dakota St.	3 1
									166 H	South Dakota St.	3 0
									174 A	South Dakota	3 2
									174 H	South Dakota	3 1
									212 A	UMKC	3 1
									212 H	UMKC	3 0
									218 A	Southern Utah	3 1
									218 H	Southern Utah	3 0
									253 A	Western Ill.	1 3
									253 H	Western Ill.	3 1
									254 H	Wright St.	3 0
									254 N	Wright St.	3 1
									299 N	Loyola Chicago	2 3
									317 N	Chicago St.	3 0
<hr/>											
			LAST 10 GAMES								
			42 N	North Dakota St.	1 3	218 H	Southern Utah	3 0			
			253 H	Western Ill.	3 1	87 H	Oral Roberts	3 0			
			131 H	IUPUI	3 1	42 A	North Dakota St.	0 3			
			212 A	UMKC	3 1	166 A	South Dakota St.	3 1			
			174 A	South Dakota	3 2	138 H	Bowling Green	3 0			

Non-Div. I Games:

Oakland

Average RPI Win:		131	WON-LOST RECORD		WINNING PCT. RANK	LAST 10 GAMES		STRENGTH OF SCHEDULE		OPP. STRENGTH OF SCHEDULE	TEAM RPI	ADJ RPI	CONF. RPI	ADJ CONF. RPI			
Average RPI Loss:		86															
DIV. I ONLY			12- 17		.41379	206	2- 8		91		54	142	.50778	130	4	4	
DIV. I NON-CONF.			5- 4		.55556	142	0- 0		154		180	144	.5048	144	4	4	
TOTALS		RPI 1-25		RPI 26-50		W-L RECORDS		RPI 51-100		RPI 101-150		RPI 150+					
12- 17		1- 5		1- 0		OVERALL		1- 5		7- 5		2- 2					
5- 8		1- 2		0- 0		HOME		0- 2		3- 2		1- 2					
4- 8		0- 3		0- 0		AWAY		0- 3		3- 2		1- 0					
3- 1		0- 0		1- 0		NEUTRAL		1- 0		1- 1		0- 0					
5- 4		0- 0		1- 0		NON-CONFERENCE		1- 1		1- 1		2- 2					
1- 2		0- 0		0- 0		HOME		0- 0		0- 0		1- 2					
1- 1		0- 0		0- 0		AWAY		0- 1		0- 0		1- 0					
3- 1		0- 0		1- 0		NEUTRAL		1- 0		1- 1		0- 0					
7- 13		1- 5		0- 0		CONFERENCE		0- 4		6- 4		0- 0					
4- 6		1- 2		0- 0		HOME		0- 2		3- 2		0- 0					
3- 7		0- 3		0- 0		AWAY		0- 2		3- 2		0- 0					
0- 0		0- 0		0- 0		NEUTRAL		0- 0		0- 0		0- 0					
RPI	S	Opponent		Score		RPI	S	Opponent		Score		RPI	S	Opponent		Score	
11	A	Kentucky		0 3		49	N	Baylor		3 1		66	A	LSU		0 3	
11	H	Kentucky		3 0								66	H	LSU		2 3	
14	A	Tennessee		1 3								67	A	Arkansas		0 3	
14	H	Tennessee		0 3								67	H	Arkansas		0 3	
16	A	Florida		0 3								91	N	Army		3 1	
16	H	Florida		0 3								92	A	Pacific		0 3	
</																	

Non-Div. I Games:

Mississippi St.

Average RPI Win: 208		WON-LOST RECORD		WINNING PCT. RANK		LAST 10 GAMES		STRENGTH OF SCHEDULE		OPP. STRENGTH OF SCHEDULE		TEAM RPI		ADJ RPI		CONF. RPI		ADJ CONF. RPI	
DIV. I ONLY		15- 16		.48387 164		5- 5		88		120		122		.50766 131		14		14	
DIV. I NON-CONF.		7- 6		.53846 150		2- 0		53		70		77		.55471 76		14		14	
TOTALS		RPI 1-25		RPI 26-50		W-L RECORDS		RPI 51-100		RPI 101-150		RPI 150+							
15- 16		0- 4		0- 3		OVERALL		0- 5		1- 1		14- 3							
8- 6		0- 0		0- 2		HOME		0- 3		1- 0		7- 1							
5- 7		0- 1		0- 1		AWAY		0- 2		0- 1		5- 2							
2- 3		0- 3		0- 0		NEUTRAL		0- 0		0- 0		2- 0							
7- 6		0- 4		0- 1		NON-CONFERENCE		0- 1		0- 0		7- 0							
3- 2		0- 0		0- 1		HOME		0- 1		0- 0		3- 0							
2- 1		0- 1		0- 0		AWAY		0- 0		0- 0		2- 0							
2- 3		0- 3		0- 0		NEUTRAL		0- 0		0- 0		2- 0							
8- 10		0- 0		0- 2		CONFERENCE		0- 4		1- 1		7- 3							
5- 4		0- 0		0- 1		HOME		0- 2		1- 0		4- 1							
3- 6		0- 0		0- 1		AWAY		0- 2		0- 1		3- 2							
0- 0		0- 0		0- 0		NEUTRAL		0- 0		0- 0		0- 0							
RPI	S	Opponent	Score		RPI	S	Opponent	Score		RPI	S	Opponent	Score		RPI	S	Opponent	Score	
3	N	Iowa St.	0	3	36	H	Ball St.	0	3	70	H	Eastern Mich.	1	3	129	A	Oakland	1	3
9	N	UNI	0	3	42	A	North Dakota St.	2	3	77	A	IPFW	1	3	129	H	Oakland	3	2
17	A	Northern Ill.	1	3	42	H	North Dakota St.	1	3	77	H	IPFW	2	3	166	A	South Dakota St.	2	3
20	N	Cincinnati	0	3						87	A	Oral Roberts	1	3	166	H	South Dakota St.	3	0
										87	H	Oral Roberts	0	3	167	H	Valparaiso	3	1
															174	A	South Dakota	3	1
															174	H	South Dakota	3	2
															187	H	Marshall	3	0
															208	A	Indiana St.	3	0
															212	A	UMKC	3	0
															212	H	UMKC	2	3
															213	A	Kent St.	3	0
															218	A	Southern Utah	1	3
															218	H	Southern Utah	3	1
															226	N	Robert Morris	3	0
															240	N	William & Mary	3	2
															253	A	Western Ill.	3	0
															253	H	Western Ill.	3	1
															294	H	Stetson	3	0
LAST 10 GAMES																			
				77	A	IPFW	1	3	212	H	UMKC	2	3						
				129	A	Oakland	1	3	167	H	Valparaiso	3	1						
				208	A	Indiana St.	3	0	87	A	Oral Roberts	1	3						
				253	H	Western Ill.	3	1	218	A	Southern Utah	1	3						
				174	H	South Dakota	3	2	166	H	South Dakota St.	3	0						

Non-Div. I Games:

IUPUI

T
o
l
e
d
o

Toledo				Through Games Of Dec. 17, 2011 [FINAL]									
Average RPI Win:		168	WON-LOST RECORD	WINNING PCT. RANK	LAST 10 GAMES	STRENGTH OF SCHEDULE	OPP. STRENGTH OF SCHEDULE	TEAM RPI	ADJ RPI	CONF. RPI	ADJ CONF. RPI		
Average RPI Loss:		68											
DIV. I ONLY			10- 18	.35714 239	4- 6	38	76	134	.50684 132	7	7		
DIV. I NON-CONF.			5- 7	.41667 208	0- 0	76	75	143	.50502 143	8	8		
<hr/>													
TOTALS		RPI 1-25	RPI 26-50		W-L RECORDS		RPI 51-100		RPI 101-150		RPI 150+		
10- 18	0- 4		0- 7		OVERALL		2- 3		3- 3		5- 1		
7- 7	0- 1		0- 3		HOME		1- 1		3- 2		3- 0		
2- 8	0- 2		0- 4		AWAY		0- 2		0- 0		2- 0		
1- 3	0- 1		0- 0		NEUTRAL		1- 0		0- 1		0- 1		
<hr/>													
5- 7	0- 2		0- 2		NON-CONFERENCE		1- 0		2- 2		2- 1		
4- 2	0- 0		0- 1		HOME		0- 0		2- 1		2- 0		
0- 2	0- 1		0- 1		AWAY		0- 0		0- 0		0- 0		
1- 3	0- 1		0- 0		NEUTRAL		1- 0		0- 1		0- 1		
<hr/>													
5- 11	0- 2		0- 5		CONFERENCE		1- 3		1- 1		3- 0		
3- 5	0- 1		0- 2		HOME		1- 1		1- 1		1- 0		
2- 6	0- 1		0- 3		AWAY		0- 2		0- 0		2- 0		
0- 0	0- 0		0- 0		NEUTRAL		0- 0		0- 0		0- 0		
<hr/>													
RPI S	Opponent	Score	RPI S	Opponent	Score	RPI S	Opponent	Score	RPI S	Opponent	Score		
17 A	Northern Ill.	0 3	35 A	Michigan St.	0 3	70 A	Eastern Mich.	0 3	114 N	Cleveland St.	0 3		
17 H	Northern Ill.	1 3	36 A	Ball St.	1 3	70 H	Eastern Mich.	3 2	129 H	Oakland	3 1		
19 N	Texas A&M	0 3	36 H	Ball St.	2 3	72 N	Xavier	3 2	138 H	Bowling Green	1 3		
22 A	Michigan	1 3	39 A	Western Mich.	2 3	79 A	Central Mich.	2 3	143 H	Miami (OH)	3 2		
			39 H	Western Mich.	0 3	79 H	Central Mich.	1 3	146 H	Niagara	3 0		
			40 H	Ohio St.	1 3				150 H	Alabama	1 3		
			50 A	Ohio	0 3				210 H	Penn	3 2		
									213 A	Kent St.	3 0		
									214 A	Buffalo	3 0		
									231 H	Akron	3 1		
									252 N	St. John's (NY)	1 3		
									254 H	Wright St.	3 0		
<hr/>													
			LAST 10 GAMES										
			70 H	Eastern Mich.	3 2	36 H	Ball St.	2 3					
			79 H	Central Mich.	1 3	143 H	Miami (OH)	3 2					
			39 A	Western Mich.	2 3	138 H	Bowling Green	1 3					
			17 A	Northern Ill.	0 3	50 A	Ohio	0 3					
			231 H	Akron	3 1	213 A	Kent St.	3 0					

T
o
l
e
d
o

Non-Div. I Games:

Toledo

Duquesne				Through Games Of Dec. 17, 2011 [FINAL]									
Average RPI Win:	212	WON-LOST RECORD	WINNING PCT. RANK	LAST 10 GAMES	STRENGTH OF SCHEDULE	OPP. STRENGTH OF SCHEDULE	TEAM RPI	ADJ RPI	CONF. RPI	ADJ CONF. RPI			
DIV. I ONLY	19- 13	.59375	110	4- 6	172	198	131	.50623	133	17	17		
DIV. I NON-CONF.	10- 5	.66667	78	0- 1	142	200	104	.53999	100	17	17		

TOTALS	RPI 1-25	RPI 26-50		W-L RECORDS		RPI 51-100		RPI 101-150		RPI 150+			
19- 13	0- 0	0- 2		OVERALL		2- 5		3- 3		14- 3			
10- 1	0- 0	0- 0		HOME		0- 1		1- 0		9- 0			
3- 11	0- 0	0- 2		AWAY		0- 3		0- 3		3- 3			
6- 1	0- 0	0- 0		NEUTRAL		2- 1		2- 0		2- 0			
10- 5	0- 0	0- 0		NON-CONFERENCE		2- 3		1- 2		7- 0			
4- 0	0- 0	0- 0		HOME		0- 0		0- 0		4- 0			
1- 4	0- 0	0- 0		AWAY		0- 2		0- 2		1- 0			
5- 1	0- 0	0- 0		NEUTRAL		2- 1		1- 0		2- 0			
9- 8	0- 0	0- 2		CONFERENCE		0- 2		2- 1		7- 3			
6- 1	0- 0	0- 0		HOME		0- 1		1- 0		5- 0			
2- 7	0- 0	0- 2		AWAY		0- 1		0- 1		2- 3			
1- 0	0- 0	0- 0		NEUTRAL		0- 0		1- 0		0- 0			

RPI S	Opponent	Score	RPI S	Opponent	Score	RPI S	Opponent	Score	RPI S	Opponent	Score		
			34 A Dayton	0 3	60 N New Mexico St.	3 0	114 A Cleveland St.	0 3					
			34 A Dayton	0 3	72 A Xavier	0 3	116 A George Washington	2 3					
					77 N IPFW	3 0	116 H George Washington	3 1					
					78 A Northwestern	1 3	116 N George Washington	3 2					
					82 H Saint Louis	0 3	125 A Pittsburgh	1 3					
					91 N Army	2 3	130 N Mississippi St.	3 0					
					92 A Pacific	0 3	157 A Charlotte	2 3					
							157 H Charlotte	3 2					
							200 N Colgate	3 1					
							206 A Rhode Island	0 3					
							206 H Rhode Island	3 0					
							226 A Robert Morris	3 1					
							232 H Marist	3 0					
							246 A Temple	2 3					
							246 H Temple	3 0					
							251 H Eastern Ky.	3 0					
							255 N DePaul	3 0					
							273 A Fordham	3 2					
							273 H Fordham	3 1					
							296 H Saint Francis (PA)	3 0					
							306 H Howard	3 0					
							308 A La Salle	3 0					
							308 H La Salle	3 0					

			LAST 10 GAMES										
			34 A Dayton	0 3	116 A George Washington	2 3	308 A La Salle	3 0					
			116 N George Washington	3 2	157 A Charlotte	2 3	308 H La Salle	3 0					
			308 A La Salle	3 0	273 H Fordham	3 1							
			246 A Temple	2 3	206 H Rhode Island	3 0							
			125 A Pittsburgh	1 3	82 H Saint Louis	0 3							

Non-Div. I Games:

Duquesne

Average RPI Win:		157	WON-LOST RECORD		WINNING PCT. RANK		LAST 10 GAMES		STRENGTH OF SCHEDULE		OPP. STRENGTH OF SCHEDULE		TEAM RPI		ADJ RPI		CONF. RPI		ADJ CONF. RPI				
Average RPI Loss:		89																					
DIV. I ONLY			13- 16		.44828 190		4- 6		105		94		142		.50498 134		9		8				
DIV. I NON-CONF.			5- 8		.38462 225		0- 1		91		93		163		.49009 164		7		7				
TOTALS		RPI 1-25		RPI 26-50		W-L RECORDS		RPI 51-100		RPI 101-150		RPI 150+											
13- 16		0- 2		0- 2		OVERALL		4- 4		1- 6		8- 2											
6- 5		0- 1		0- 1		HOME		3- 1		1- 1		2- 1											
5- 8		0- 0		0- 1		AWAY		1- 3		0- 4		4- 0											
2- 3		0- 1		0- 0		NEUTRAL		0- 0		0- 1		2- 1											
5- 8		0- 2		0- 0		NON-CONFERENCE		1- 1		0- 3		4- 2											
1- 2		0- 1		0- 0		HOME		1- 0		0- 0		0- 1											
2- 3		0- 0		0- 0		AWAY		0- 1		0- 2		2- 0											
2- 3		0- 1		0- 0		NEUTRAL		0- 0		0- 1		2- 1											
8- 8		0- 0		0- 2		CONFERENCE		3- 3		1- 3		4- 0											
5- 3		0- 0		0- 1		HOME		2- 1		1- 1		2- 0											
3- 5		0- 0		0- 1		AWAY		1- 2		0- 2		2- 0											
0- 0		0- 0		0- 0		NEUTRAL		0- 0		0- 0		0- 0											
RPI	S	Opponent		Score		RPI	S	Opponent		Score		RPI	S	Opponent		Score							
5	N	UCLA		0	3	41	A	Long Beach St.		1	3	51	A	Arizona		1	3	101	A	San Diego St.	2	3	
10	H	Hawaii		1	3	41	H	Long Beach St.		0	3	53	A	UC Santa Barbara		1	3	105	N	Idaho	0	3	
												53	H	UC Santa Barbara		3	2	108	A	Cal Poly	0	3	
												57	H	BYU		3	1	108	H	Cal Poly	3	0	
												92	A	Pacific		2	3	122	A	Cal St. Northridge	0	3	
												92	H	Pacific		0	3	122	H	Cal St. Northridge	0	3	
												94	A	UC Davis		3	2	126	A	Loyola Marymount	1	3	
												94	H	UC Davis		3	0	161	A	UC Irvine	3	1	
																		161	H	UC Irvine	3	1	
																		173	H	Utah St.	1	3	
																		174	N	South Dakota	2	3	
																		188	A	UC Riverside	3	2	
																		188	H	UC Riverside	3	2	
																		199	N	Eastern Wash.	3	0	
																		207	A	Montana	3	1	
																		233	N	Presbyterian	3	0	
																		301	A	Quinnipiac	3	0	
						LAST 10 GAMES																	
						10	H	Hawaii		1	3	161	A	UC Irvine		3	1						
						161	H	UC Irvine		3	1	188	H	UC Riverside		3	2						
						92	A	Pacific		2	3	122	H	Cal St. Northridge		0	3						
						94	A	UC Davis		3	2	108	A	Cal Poly		0	3						
						41	H	Long Beach St.		0	3	53	A	UC Santa Barbara		1	3						



















Non-Div. I Games:

Cal St. Fullerton

Average RPI Win:		218	WON-LOST RECORD		WINNING PCT. RANK		LAST 10 GAMES		STRENGTH OF SCHEDULE		OPP. STRENGTH OF SCHEDULE		TEAM RPI		ADJ RPI		CONF. RPI		ADJ CONF. RPI				
Average RPI Loss:		95																					
DIV. I ONLY			18- 13		.58065 114		6- 4		165		159		129		.50399 136		20		20				
DIV. I NON-CONF.			5- 7		.41667 208		0- 0		122		112		171		.48691 166		19		18				
TOTALS		RPI 1-25		RPI 26-50		W-L RECORDS		RPI 51-100		RPI 101-150		RPI 150+											
18- 13		0- 1		0- 1		OVERALL		1- 7		0- 1		17- 3											
11- 1		0- 0		0- 0		HOME		1- 1		0- 0		10- 0											
5- 6		0- 0		0- 0		AWAY		0- 2		0- 1		5- 3											
2- 6		0- 1		0- 1		NEUTRAL		0- 4		0- 0		2- 0											
5- 7		0- 1		0- 1		NON-CONFERENCE		0- 3		0- 1		5- 1											
3- 0		0- 0		0- 0		HOME		0- 0		0- 0		3- 0											
1- 2		0- 0		0- 0		AWAY		0- 0		0- 1		1- 1											
1- 5		0- 1		0- 1		NEUTRAL		0- 3		0- 0		1- 0											
13- 6		0- 0		0- 0		CONFERENCE		1- 4		0- 0		12- 2											
8- 1		0- 0		0- 0		HOME		1- 1		0- 0		7- 0											
4- 4		0- 0		0- 0		AWAY		0- 2		0- 0		4- 2											
1- 1		0- 0		0- 0		NEUTRAL		0- 1		0- 0		1- 0											
RPI	S	Opponent		Score		RPI	S	Opponent		Score		RPI	S	Opponent		Score		RPI	S	Opponent		Score	
20	N	Cincinnati		1	3	29	N	Oklahoma		0	3	52	N	North Dakota		1	3	107	A	Houston Baptist		2	3
												63	N	Rice		1	3	156	A	Washington St.		1	3
												69	A	Texas St.		1	3	162	A	Stephen F. Austin		3	2
												69	H	Texas St.		0	3	162	H	Stephen F. Austin		3	1
												80	A	UTSA		0	3	165	A	North Texas		3	1
												80	H	UTSA		3	2	186	H	Central Ark.		3	2
												80	N	UTSA		0	3	201	A	Texas-Arlington		1	3
												89	N	San Francisco		0	3	201	H	Texas-Arlington		3	0
																		201	N	Texas-Arlington		3	2
																		219	A	A&M-Corpus Christi		2	3
																		219	H	A&M-Corpus Christi		3	1
																		219	H	A&M-Corpus Christi		3	2
																		234	A	Nicholls St.		3	1
																		236	H	Rutgers		3	1
																		241	A	Lamar		3	1
																		243	H	Northwestern St.		3	1
																		245	N	Manhattan		3	0
																		265	A	McNeese St.		3	0
																		267	H	Louisiana Tech		3	0
																		285	H	Tex.-Pan American		3	1
																		311	H	Southeastern La.		3	0
LAST 10 GAMES																							
						80	N	UTSA		0	3	80	H	UTSA		3	2						
						201	N	Texas-Arlington		3	2	69	A	Texas St.		1	3						
						265	A	McNeese St.		3	0	201	A	Texas-Arlington		1	3						
						241	A	Lamar		3	1	311	H	Southeastern La.		3	0						
						219	H	A&M-Corpus Christi		3	2	69	H	Texas St.		0	3						

Non-Div. I Games:

Sam Houston St.

Average RPI Win: 218		WON-LOST	WINNING	LAST 10	STRENGTH OF		OPP. STRENGTH	TEAM	ADJ	CONF.	ADJ CONF.
Average RPI Loss: 92		RECORD	PCT. RANK	GAMES	SCHEDULE		OF SCHEDULE	RPI	RPI	RPI	RPI
DIV. I ONLY		20- 13	.60606	104	5- 5		221	157	145	.50367	137
DIV. I NON-CONF.		11- 2	.84615	22	0- 0		282	264	117	.52594	119
TOTALS		RPI 1-25	RPI 26-50		W-L RECORDS		RPI 51-100		RPI 101-150		RPI 150+
20- 13	0- 2	0- 0		OVERALL		3- 6		0- 2		17- 3	
9- 5	0- 1	0- 0		HOME		2- 3		0- 0		7- 1	
6- 7	0- 1	0- 0		AWAY		1- 3		0- 2		5- 1	
5- 1	0- 0	0- 0		NEUTRAL		0- 0		0- 0		5- 1	
11- 2	0- 0	0- 0		NON-CONFERENCE		0- 1		0- 0		11- 1	
4- 0	0- 0	0- 0		HOME		0- 0		0- 0		4- 0	
2- 1	0- 0	0- 0		AWAY		0- 1		0- 0		2- 0	
5- 1	0- 0	0- 0		NEUTRAL		0- 0		0- 0		5- 1	
9- 11	0- 2	0- 0		CONFERENCE		3- 5		0- 2		6- 2	
5- 5	0- 1	0- 0		HOME		2- 3		0- 0		3- 1	
4- 6	0- 1	0- 0		AWAY		1- 2		0- 2		3- 1	
0- 0	0- 0	0- 0		NEUTRAL		0- 0		0- 0		0- 0	
RPI S	Opponent	Score		RPI S	Opponent	Score		RPI S	Opponent	Score	
25 A	Tulsa	0 		62 H	Houston	1 		109 A	UTEP	2 	
25 H	Tulsa	0 		63 A	Rice	0 		109 A	UTEP	1 	
				73 H	UCF	1 		151 A	Southern Miss.	0 	
				73 H	UCF	3 1		151 H	Southern Miss.	1 	
				84 A	UAB	3 1		163 N	Columbia	1 	
				84 H	UAB	0 		187 A	Marshall	3 2	
				89 A	San Francisco	2 		187 H	Marshall	3 0	
				96 A	SMU	2 		189 H	Georgia St.	3 1	
				96 H	SMU	3 2		211 A	Tulane	3 0	
								211 H	Tulane	3 1	
								221 N	Green Bay	3 0	
								224 N	Radford	3 1	
								228 A	Southern Ill.	3 0	
								229 H	UALR	3 1	
								237 A	UNC Greensboro	3 0	
								259 H	Southeast Mo. St.	3 1	
								274 A	East Carolina	3 0	
								274 H	East Carolina	3 0	
								281 H	Alabama A&M	3 0	
								286 N	Murray St.	3 0	
								305 N	Providence	3 0	
								306 N	Howard	3 0	
				LAST 10 GAMES							
				84 A	UAB	3 1		73 H	UCF	3 1	
				274 A	East Carolina	3 0		73 H	UCF	1 	
				187 A	Marshall	3 2		96 A	SMU	2 	
				151 H	Southern Miss.	1 		25 A	Tulsa	0 	
				211 H	Tulane	3 1		62 H	Houston	1 	

Non-Div. I Games:

Memphis

Average RPI Win:	226	WON-LOST	WINNING	LAST 10	STRENGTH OF	OPP. STRENGTH	TEAM	ADJ	CONF.	ADJ CONF.	
Average RPI Loss:	88	RECORD	PCT. RANK	GAMES	SCHEDULE	OF SCHEDULE	RPI	RPI	RPI	RPI	
DIV. I ONLY	19- 12	.6129	101	3- 7	208	161	135	.50356	138	7	7
DIV. I NON-CONF.	13- 1	.92857	7	0- 1	272	296	82	.5518	80	8	8
<hr/>											
TOTALS	RPI 1-25	RPI 26-50		W-L RECORDS	RPI 51-100		RPI 101-150		RPI 150+		
19- 12	0- 2	1- 4		OVERALL	0- 2		2- 2		16- 2		
6- 5	0- 1	1- 1		HOME	0- 2		1- 0		4- 1		
7- 6	0- 0	0- 3		AWAY	0- 0		1- 2		6- 1		
6- 1	0- 1	0- 0		NEUTRAL	0- 0		0- 0		6- 0		
13- 1	0- 0	1- 0		NON-CONFERENCE	0- 0		0- 1		12- 0		
3- 0	0- 0	1- 0		HOME	0- 0		0- 0		2- 0		
4- 1	0- 0	0- 0		AWAY	0- 0		0- 1		4- 0		
6- 0	0- 0	0- 0		NEUTRAL	0- 0		0- 0		6- 0		
6- 11	0- 2	0- 4		CONFERENCE	0- 2		2- 1		4- 2		
3- 5	0- 1	0- 1		HOME	0- 2		1- 0		2- 1		
3- 5	0- 0	0- 3		AWAY	0- 0		1- 1		2- 1		
0- 1	0- 1	0- 0		NEUTRAL	0- 0		0- 0		0- 0		
<hr/>											
RPI S	Opponent	Score	RPI S	Opponent	Score	RPI S	Opponent	Score	RPI S	Opponent	Score
17 H	Northern Ill.	2 3	35 H	Michigan St.	3 1	70 H	Eastern Mich.	0 3	129 A	Oakland	0 3
17 N	Northern Ill.	0 3	36 A	Ball St.	0 3	79 H	Central Mich.	2 3	132 A	Toledo	3 1
			39 A	Western Mich.	1 3				143 A	Miami (OH)	1 3
			50 A	Ohio	0 3				143 H	Miami (OH)	3 2
			50 H	Ohio	2 3				154 A	South Fla.	3 0
									192 N	Md.-East. Shore	3 2
									213 A	Kent St.	3 0
									213 H	Kent St.	3 0
									214 A	Buffalo	0 3
									214 H	Buffalo	2 3
									225 N	Stony Brook	3 0
									231 A	Akron	3 0
									231 H	Akron	3 0
									248 N	Air Force	3 0
									251 N	Eastern Ky.	3 2
									254 A	Wright St.	3 0
									260 H	Canisius	3 0
									277 H	SIU Edwardsville	3 1
									288 A	Bucknell	3 0
									309 A	Navy	3 0
									312 N	Bethune-Cookman	3 0
									321 N	Coppin St.	3 0
			LAST 10 GAMES								
			17 N	Northern Ill.	0 3	50 H	Ohio	2 3			
			17 H	Northern Ill.	2 3	213 H	Kent St.	3 0			
			143 A	Miami (OH)	1 3	36 A	Ball St.	0 3			
			231 A	Akron	3 0	132 A	Toledo	3 1			
			214 A	Buffalo	0 3	129 A	Oakland	0 3			

Non-Div. I Games:

Bowling Green

Average RPI Win: 204		WON-LOST RECORD	WINNING PCT. RANK	LAST 10 GAMES	STRENGTH OF SCHEDULE	OPP. STRENGTH OF SCHEDULE	TEAM RPI	ADJ RPI	CONF. RPI	ADJ CONF. RPI	
Average RPI Loss: 33											
DIV. I ONLY		11- 22	.33333 251	0- 10	78	18	157	.50192 140	2	2	
DIV. I NON-CONF.		10- 3	.76923 43	0- 0	232	138	105	.53983 101	1	1	
TOTALS		RPI 1-25	RPI 26-50		W-L RECORDS		RPI 51-100		RPI 101-150		RPI 150+
11- 22	0- 12	0- 5		OVERALL		1- 4		3- 1		7- 0	
5- 11	0- 5	0- 3		HOME		1- 3		2- 0		2- 0	
1- 11	0- 7	0- 2		AWAY		0- 1		0- 1		1- 0	
5- 0	0- 0	0- 0		NEUTRAL		0- 0		1- 0		4- 0	
10- 3	0- 1	0- 1		NON-CONFERENCE		1- 1		2- 0		7- 0	
4- 2	0- 0	0- 1		HOME		1- 1		1- 0		2- 0	
1- 1	0- 1	0- 0		AWAY		0- 0		0- 0		1- 0	
5- 0	0- 0	0- 0		NEUTRAL		0- 0		1- 0		4- 0	
1- 19	0- 11	0- 4		CONFERENCE		0- 3		1- 1		0- 0	
1- 9	0- 5	0- 2		HOME		0- 2		1- 0		0- 0	
0- 10	0- 6	0- 2		AWAY		0- 1		0- 1		0- 0	
0- 0	0- 0	0- 0		NEUTRAL		0- 0		0- 0		0- 0	
RPI S	Opponent	Score	RPI S	Opponent	Score	RPI S	Opponent	Score	RPI S	Opponent	Score
1 A	Illinois	1 3	35 A	Michigan St.	0 3	57 A	Wisconsin	0 3	129 H	Oakland	3 2
3 A	Iowa St.	0 3	35 H	Michigan St.	0 3	57 H	Wisconsin	0 3	141 A	Indiana	2 3
6 A	Nebraska	0 3	38 H	Marquette	1 3	78 H	Northwestern	0 3	141 H	Indiana	3 2
6 H	Nebraska	0 3	40 A	Ohio St.	1 3	79 H	Central Mich.	3 2	142 N	Arizona St.	3 1
8 A	Purdue	2 3	40 H	Ohio St.	1 3	82 H	Saint Louis	2 3	151 N	Southern Miss.	3 1
8 H	Purdue	0 3							163 A	Columbia	3 1
12 A	Minnesota	0 3							249 N	Binghamton	3 0
12 H	Minnesota	1 3							252 N	St. John's (NY)	3 1
13 A	Penn St.	1 3							299 H	Loyola Chicago	3 0
13 H	Penn St.	0 3							317 H	Chicago St.	3 0
22 A	Michigan	0 3							323 N	St. Francis (NY)	3 0
22 H	Michigan	2 3									
			LAST 10 GAMES								
			1 A	Illinois	1 3	8 A	Purdue	2 3			
			6 H	Nebraska	0 3	22 H	Michigan	2 3			
			12 H	Minnesota	1 3	35 H	Michigan St.	0 3			
			57 H	Wisconsin	0 3	40 A	Ohio St.	1 3			
			141 A	Indiana	2 3	13 A	Penn St.	1 3			

Non-Div. I Games:

Iowa

Average RPI Win:	215	WON-LOST RECORD	WINNING PCT. RANK	LAST 10 GAMES	STRENGTH OF SCHEDULE	OPP. STRENGTH OF SCHEDULE	TEAM RPI	ADJ RPI	CONF. RPI	ADJ CONF. RPI					
Average RPI Loss:	38														
DIV. I ONLY		9- 23	.28125	276	1- 9	28	30	149	.50182	141	2	2			
DIV. I NON-CONF.		8- 4	.66667	78	0- 0	130	207	98	.54106	98	1	1			
<hr/>															
TOTALS	RPI 1-25	RPI 26-50		W-L RECORDS		RPI 51-100		RPI 101-150		RPI 150+					
9- 23	0- 11	0- 5		OVERALL		0- 5		3- 2		6- 0					
7- 9	0- 5	0- 2		HOME		0- 2		2- 0		5- 0					
0- 12	0- 6	0- 3		AWAY		0- 2		0- 1		0- 0					
2- 2	0- 0	0- 0		NEUTRAL		0- 1		1- 1		1- 0					
8- 4	0- 0	0- 1		NON-CONFERENCE		0- 2		2- 1		6- 0					
6- 0	0- 0	0- 0		HOME		0- 0		1- 0		5- 0					
0- 2	0- 0	0- 1		AWAY		0- 1		0- 0		0- 0					
2- 2	0- 0	0- 0		NEUTRAL		0- 1		1- 1		1- 0					
1- 19	0- 11	0- 4		CONFERENCE		0- 3		1- 1		0- 0					
1- 9	0- 5	0- 2		HOME		0- 2		1- 0		0- 0					
0- 10	0- 6	0- 2		AWAY		0- 1		0- 1		0- 0					
0- 0	0- 0	0- 0		NEUTRAL		0- 0		0- 0		0- 0					
RPI	S	Opponent	Score	RPI	S	Opponent	Score	RPI	S	Opponent	Score				
1	A	Illinois	1 <div>3</div>	26	A	San Diego	0 <div>3</div>	53	N	UC Santa Barbara	2 <div>3</div>	114	N	Cleveland St.	2 <div>3</div>
1	H	Illinois	1 <div>3</div>	35	A	Michigan St.	1 <div>3</div>	57	H	Wisconsin	1 <div>3</div>	116	N	George Washington	3 2
6	A	Nebraska	0 <div>3</div>	35	H	Michigan St.	1 <div>3</div>	65	A	Virginia Tech	1 <div>3</div>	140	A	Iowa	2 <div>3</div>
6	H	Nebraska	0 <div>3</div>	40	A	Ohio St.	0 <div>3</div>	78	A	Northwestern	0 <div>3</div>	140	H	Iowa	3 2
8	A	Purdue	2 <div>3</div>	40	H	Ohio St.	1 <div>3</div>	78	H	Northwestern	0 <div>3</div>	146	H	Niagara	3 0
8	H	Purdue	1 <div>3</div>									198	H	Gonzaga	3 1
12	A	Minnesota	0 <div>3</div>									214	H	Buffalo	3 0
13	A	Penn St.	0 <div>3</div>									259	H	Southeast Mo. St.	3 0
13	H	Penn St.	0 <div>3</div>									275	H	Eastern Ill.	3 0
22	A	Michigan	0 <div>3</div>									291	N	High Point	3 1
22	H	Michigan	0 <div>3</div>									300	H	Youngstown St.	3 0
<hr/>															
LAST 10 GAMES															
12	A	Minnesota	0 <div>3</div>	6	H	Nebraska	0 <div>3</div>								
8	H	Purdue	1 <div>3</div>	1	H	Illinois	1 <div>3</div>								
40	A	Ohio St.	0 <div>3</div>	78	H	Northwestern	0 <div>3</div>								
13	A	Penn St.	0 <div>3</div>	22	A	Michigan	0 <div>3</div>								
140	H	Iowa	3 2	35	A	Michigan St.	1 <div>3</div>								

Non-Div. I Games:

Indiana

Average RPI Win: 127		WON-LOST RECORD		WINNING PCT. RANK		LAST 10 GAMES		STRENGTH OF SCHEDULE		OPP. STRENGTH OF SCHEDULE		TEAM RPI		ADJ RPI		CONF. RPI		ADJ CONF. RPI	
DIV. I ONLY		9- 22		.29032 273		4- 6		25		22		132		.50172 142		3		3	
DIV. I NON-CONF.		4- 5		.44444 195		0- 0		35		40		80		.54958 85		3		3	
TOTALS		RPI 1-25		RPI 26-50		W-L RECORDS		RPI 51-100		RPI 101-150		RPI 150+							
9- 22		0- 7		1- 8		OVERALL		1- 1		3- 3		4- 3							
6- 8		0- 3		1- 3		HOME		1- 0		2- 0		2- 2							
1- 12		0- 4		0- 4		AWAY		0- 1		0- 2		1- 1							
2- 2		0- 0		0- 1		NEUTRAL		0- 0		1- 1		1- 0							
4- 5		0- 1		1- 2		NON-CONFERENCE		0- 0		1- 1		2- 1							
2- 1		0- 0		1- 0		HOME		0- 0		0- 0		1- 1							
0- 2		0- 1		0- 1		AWAY		0- 0		0- 0		0- 0							
2- 2		0- 0		0- 1		NEUTRAL		0- 0		1- 1		1- 0							
5- 17		0- 6		0- 6		CONFERENCE		1- 1		2- 2		2- 2							
4- 7		0- 3		0- 3		HOME		1- 0		2- 0		1- 1							
1- 10		0- 3		0- 3		AWAY		0- 1		0- 2		1- 1							
0- 0		0- 0		0- 0		NEUTRAL		0- 0		0- 0		0- 0							
RPI S	Opponent	Score		RPI S	Opponent	Score		RPI S	Opponent	Score		RPI S	Opponent	Score					
3 A	Iowa St.	1	3	26 N	San Diego	0	3	51 A	Arizona	1	3	106 A	Oregon St.	2	3				
4 A	Southern California	1	3	28 A	North Carolina	0	3	51 H	Arizona	3	1	106 H	Oregon St.	3	0				
4 H	Southern California	1	3	31 A	Washington	2	3					128 N	Ga. Southern	3	1				
5 A	UCLA	0	3	31 H	Washington	0	3					139 A	Utah	0	3				
5 H	UCLA	0	3	32 A	California	1	3					139 H	Utah	3	2				
21 A	Stanford	0	3	32 H	California	0	3					140 N	Iowa	1	3				
21 H	Stanford	1	3	33 A	Oregon	1	3					151 N	Southern Miss.	3	1				
				33 H	Oregon	1	3					153 H	Denver	3	0				
				46 H	Milwaukee	3	1					156 A	Washington St.	0	3				
												156 H	Washington St.	2	3				
												170 H	San Jose St.	1	3				
												185 A	Colorado	3	0				
												185 H	Colorado	3	1				
LAST 10 GAMES				LAST 10 GAMES				LAST 10 GAMES				LAST 10 GAMES							
				51 H	Arizona	3	1	185 H	Colorado	3	1								
				51 A	Arizona	1	3	106 H	Oregon St.	3	0								
				5 A	UCLA	0	3	33 H	Oregon	1	3								
				4 A	Southern California	1	3	156 A	Washington St.	0	3								
				139 H	Utah	3	2	31 A	Washington	2	3								

Non-Div. I Games:

Arizona St.

Average RPI Win: 222		WON-LOST	WINNING	LAST 10	STRENGTH OF		OPP. STRENGTH	TEAM	ADJ	CONF.	ADJ CONF.
Average RPI Loss: 71		RECORD	PCT. RANK	GAMES	SCHEDULE		OF SCHEDULE	RPI	RPI	RPI	RPI
DIV. I ONLY		16- 16	.5	152	4- 6		150	117	150	.50161	143
DIV. I NON-CONF.		9- 6	.6	112	0- 1		175	155	133	.51437	132
TOTALS		RPI 1-25	RPI 26-50		W-L RECORDS		RPI 51-100		RPI 101-150		RPI 150+
16- 16	0- 4	1- 5		OVERALL		0- 3		1- 3		14- 1	
7- 4	0- 0	1- 1		HOME		0- 2		1- 0		5- 1	
5- 8	0- 2	0- 3		AWAY		0- 0		0- 3		5- 0	
4- 4	0- 2	0- 1		NEUTRAL		0- 1		0- 0		4- 0	
9- 6	0- 3	0- 1		NON-CONFERENCE		0- 1		0- 1		9- 0	
3- 0	0- 0	0- 0		HOME		0- 0		0- 0		3- 0	
2- 3	0- 1	0- 1		AWAY		0- 0		0- 1		2- 0	
4- 3	0- 2	0- 0		NEUTRAL		0- 1		0- 0		4- 0	
7- 10	0- 1	1- 4		CONFERENCE		0- 2		1- 2		5- 1	
4- 4	0- 0	1- 1		HOME		0- 2		1- 0		2- 1	
3- 5	0- 1	0- 2		AWAY		0- 0		0- 2		3- 0	
0- 1	0- 0	0- 1		NEUTRAL		0- 0		0- 0		0- 0	
RPI S	Opponent	Score		RPI S	Opponent	Score		RPI S	Opponent	Score	
13 N	Penn St.	0	3	28 A	North Carolina	0	3	70 H	Eastern Mich.	0	3
17 A	Northern Ill.	0	3	36 A	Ball St.	1	3	79 H	Central Mich.	1	3
20 A	Cincinnati	0	3	39 H	Western Mich.	3	2	82 N	Saint Louis	2	3
25 N	Tulsa	0	3	50 A	Ohio	0	3				
				50 H	Ohio	0	3				
				50 N	Ohio	0	3				
				LAST 10 GAMES							
				20 A	Cincinnati	0	3	231 A	Akron	3	2
				50 N	Ohio	0	3	50 H	Ohio	0	3
				39 H	Western Mich.	3	2	213 H	Kent St.	2	3
				138 H	Bowling Green	3	1	132 A	Toledo	2	3
				214 A	Buffalo	3	2	36 A	Ball St.	1	3

Non-Div. I Games:

Miami (OH)

Average RPI Win: 173		WON-LOST RECORD		WINNING PCT. RANK		LAST 10 GAMES		STRENGTH OF SCHEDULE		OPP. STRENGTH OF SCHEDULE		TEAM RPI		ADJ RPI		CONF. RPI		ADJ CONF. RPI	
Average RPI Loss: 94																			
DIV. I ONLY		14- 17		.45161 185		4- 6		86		133		137		.50134 144		8		9	
DIV. I NON-CONF.		8- 6		.57143 134		1- 0		184		172		153		.49996 152		12		12	
TOTALS		RPI 1-25		RPI 26-50		W-L RECORDS		RPI 51-100		RPI 101-150		RPI 150+							
14- 17		0- 0		0- 4		OVERALL		3- 6		3- 4		8- 3							
5- 8		0- 0		0- 2		HOME		0- 3		2- 2		3- 1							
4- 6		0- 0		0- 1		AWAY		1- 2		0- 2		3- 1							
5- 3		0- 0		0- 1		NEUTRAL		2- 1		1- 0		2- 1							
8- 6		0- 0		0- 1		NON-CONFERENCE		1- 3		1- 1		6- 1							
3- 3		0- 0		0- 1		HOME		0- 1		1- 1		2- 0							
2- 1		0- 0		0- 0		AWAY		0- 1		0- 0		2- 0							
3- 2		0- 0		0- 0		NEUTRAL		1- 1		0- 0		2- 1							
6- 11		0- 0		0- 3		CONFERENCE		2- 3		2- 3		2- 2							
2- 5		0- 0		0- 1		HOME		0- 2		1- 1		1- 1							
2- 5		0- 0		0- 1		AWAY		1- 1		0- 2		1- 1							
2- 1		0- 0		0- 1		NEUTRAL		1- 0		1- 0		0- 0							
RPI S	Opponent	Score		RPI S	Opponent	Score		RPI S	Opponent	Score		RPI S	Opponent	Score					
				27 A	Colorado St.	0	3	56 A	TCU	3	1	101 A	San Diego St.	1	3				
				27 H	Colorado St.	2	3	56 H	TCU	0	3	101 H	San Diego St.	3	0				
				27 N	Colorado St.	0	3	56 N	TCU	3	1	101 N	San Diego St.	3	0				
				49 H	Baylor	2	3	83 A	Wyoming	1	3	117 A	New Mexico	0	3				
								83 H	Wyoming	2	3	117 H	New Mexico	1	3				
								86 N	Morehead St.	3	2	122 H	Cal St. Northridge	2	3				
								89 H	San Francisco	0	3	135 H	Fresno St.	3	2				
								94 N	UC Davis	0	3	158 A	Boise St.	2	3				
								99 A	Northern Colo.	0	3	158 H	Boise St.	2	3				
												185 N	Colorado	1	3				
												186 N	Central Ark.	3	0				
												199 H	Eastern Wash.	3	1				
												218 H	Southern Utah	3	2				
												243 N	Northwestern St.	3	2				
												248 A	Air Force	3	1				
												248 H	Air Force	3	0				
												263 A	Nevada	3	0				
												280 A	CSU Bakersfield	3	2				
LAST 10 GAMES																			
				27 N	Colorado St.	0	3	117 H	New Mexico	1	3								
				56 N	TCU	3	1	56 H	TCU	0	3								
				101 N	San Diego St.	3	0	27 A	Colorado St.	0	3								
				158 A	Boise St.	2	3	83 A	Wyoming	1	3								
				248 A	Air Force	3	1	280 A	CSU Bakersfield	3	2								

Non-Div. I Games:

UNLV

Average RPI Win: 253		WON-LOST RECORD	WINNING PCT. RANK		LAST 10 GAMES		STRENGTH OF SCHEDULE		OPP. STRENGTH OF SCHEDULE		TEAM RPI	ADJ RPI		CONF. RPI	ADJ CONF. RPI		
Average RPI Loss: 111																	
DIV. I ONLY		20- 13	.60606	104	8- 2		194		231		144	.50117	145	28	27		
DIV. I NON-CONF.		5- 11	.3125	255	0- 1		132		133		209	.46116	194	27	27		
TOTALS		RPI 1-25		RPI 26-50		W-L RECORDS		RPI 51-100		RPI 101-150		RPI 150+					
20- 13		0- 1		0- 4		OVERALL		0- 1		1- 5		19- 2					
10- 1		0- 0		0- 0		HOME		0- 0		0- 1		10- 0					
5- 7		0- 1		0- 1		AWAY		0- 0		1- 3		4- 2					
5- 5		0- 0		0- 3		NEUTRAL		0- 1		0- 1		5- 0					
5- 11		0- 1		0- 4		NON-CONFERENCE		0- 1		0- 5		5- 0					
3- 1		0- 0		0- 0		HOME		0- 0		0- 1		3- 0					
0- 5		0- 1		0- 1		AWAY		0- 0		0- 3		0- 0					
2- 5		0- 0		0- 3		NEUTRAL		0- 1		0- 1		2- 0					
15- 2		0- 0		0- 0		CONFERENCE		0- 0		1- 0		14- 2					
7- 0		0- 0		0- 0		HOME		0- 0		0- 0		7- 0					
5- 2		0- 0		0- 0		AWAY		0- 0		1- 0		4- 2					
3- 0		0- 0		0- 0		NEUTRAL		0- 0		0- 0		3- 0					
RPI	S	Opponent		Score		RPI	S	Opponent		Score		RPI	S	Opponent		Score	
13	A	Penn St.		0 3		28	N	North Carolina		1 3		95	N	Seton Hall		1 3	
						33	N	Oregon		0 3							
						39	A	Western Mich.		0 3							
						47	N	Kansas		0 3							
													</				

Non-Div. I Games:

Liberty

RPI	S	Opponent	Score	
313	N	Delaware St.	3	0
319	A	Rider	3	0
319	H	Rider	3	0
325	A	Saint Peter's	3	0
325	H	Saint Peter's	3	0

Niagara

N
i
a
g
a
r
a

N
i
a
g
a
r
a

Average RPI Win:		202	WON-LOST		WINNING		LAST 10		STRENGTH OF		OPP. STRENGTH		TEAM	ADJ		CONF.		ADJ CONF.					
Average RPI Loss:		92	RECORD		PCT. RANK		GAMES		SCHEDULE		OF SCHEDULE		RPI	RPI		RPI		RPI					
DIV. I ONLY			17- 17		.5 152		7- 3		134		143		147	.49844 147		15		15					
DIV. I NON-CONF.			7- 10		.41176 217		1- 1		147		94		182	.48068 176		15		15					
TOTALS		RPI 1-25		RPI 26-50		W-L RECORDS		RPI 51-100		RPI 101-150		RPI 150+											
17- 17		0- 1		0- 4		OVERALL		2- 5		3- 4		12- 3											
8- 3		0- 0		0- 0		HOME		0- 1		1- 2		7- 0											
5- 10		0- 1		0- 2		AWAY		0- 2		1- 2		4- 3											
4- 4		0- 0		0- 2		NEUTRAL		2- 2		1- 0		1- 0											
7- 10		0- 1		0- 4		NON-CONFERENCE		1- 2		1- 2		5- 1											
3- 1		0- 0		0- 0		HOME		0- 0		0- 1		3- 0											
2- 5		0- 1		0- 2		AWAY		0- 0		1- 1		1- 1											
2- 4		0- 0		0- 2		NEUTRAL		1- 2		0- 0		1- 0											
10- 7		0- 0		0- 0		CONFERENCE		1- 3		2- 2		7- 2											
5- 2		0- 0		0- 0		HOME		0- 1		1- 1		4- 0											
3- 5		0- 0		0- 0		AWAY		0- 2		0- 1		3- 2											
2- 0		0- 0		0- 0		NEUTRAL		1- 0		1- 0		0- 0											
RPI	S	Opponent		Score		RPI	S	Opponent		Score		RPI	S	Opponent		Score							
8	A	Purdue		0	3	35	A	Michigan St.		1	3	68	A	Delaware		2	3	103	A	James Madison	1	3	
						36	N	Ball St.		1	3	68	H	Delaware		1	3	103	H	James Madison	0	3	
						48	A	Middle Tenn.		0	3	71	N	Col. of Charleston		3	1	116	H	George Washington	1	3	
						49	N	Baylor		0	3	72	N	Xavier		0	3	121	H	Towson	3	1	
												75	N	Sacred Heart		2	3	121	N	Towson	3	2	
												76	A	Northeastern		2	3	127	A	Georgetown	0	3	
												76	N	Northeastern		3	2	145	A	Liberty	3	0	
																		168	A	Maryland	0	3	
																		171	A	Wake Forest	3	2	
																		179	A	Hofstra	3	0	
																		189	A	Georgia St.	0	3	
																		189	H	Georgia St.	3	1	
																		220	A	George Mason	1	3	
																		220	H	George Mason	3	2	
																		230	A	UNC Wilmington	3	1	
																		230	H	UNC Wilmington	3	1	
																		240	A	William & Mary	3	0	
																		240	H	William & Mary	3	0	
																		266	H	Cornell	3	1	
																		301	N	Quinnipiac	3	0	
																		306	H	Howard	3	0	
																		324	H	N.C. A&T	3	0	
LAST 10 GAMES																							
48	A	Middle Tenn.		0	3	189	H	Georgia St.		3	1												
68	A	Delaware		2	3	230	H	UNC Wilmington		3	1												
76	N	Northeastern		3	2	171	A	Wake Forest		3	2												
121	N	Towson		3	2	76	A	Northeastern		2	3												
240	H	William & Mary		3	0	179	A	Hofstra		3	0												

Non-Div. I Games:

VCU

Average RPI Win: 243		WON-LOST RECORD		WINNING PCT. RANK		LAST 10 GAMES		STRENGTH OF SCHEDULE		OPP. STRENGTH OF SCHEDULE		TEAM RPI		ADJ RPI		CONF. RPI		ADJ CONF. RPI	
DIV. I ONLY		21- 13		.61765 98		8- 2		193		236		139		.49832 148		29		29	
DIV. I NON-CONF.		6- 10		.375 229		0- 0		153		128		195		.45991 198		29		29	
TOTALS		RPI 1-25		RPI 26-50		W-L RECORDS		RPI 51-100		RPI 101-150		RPI 150+							
21- 13		0- 1		0- 2		OVERALL		1- 3		0- 3		20- 4							
12- 4		0- 0		0- 0		HOME		1- 1		0- 1		11- 2							
7- 5		0- 1		0- 0		AWAY		0- 2		0- 1		7- 1							
2- 4		0- 0		0- 2		NEUTRAL		0- 0		0- 1		2- 1							
6- 10		0- 1		0- 2		NON-CONFERENCE		0- 1		0- 3		6- 3							
4- 2		0- 0		0- 0		HOME		0- 0		0- 1		4- 1							
0- 4		0- 1		0- 0		AWAY		0- 1		0- 1		0- 1							
2- 4		0- 0		0- 2		NEUTRAL		0- 0		0- 1		2- 1							
15- 3		0- 0		0- 0		CONFERENCE		1- 2		0- 0		14- 1							
8- 2		0- 0		0- 0		HOME		1- 1		0- 0		7- 1							
7- 1		0- 0		0- 0		AWAY		0- 1		0- 0		7- 0							
0- 0		0- 0		0- 0		NEUTRAL		0- 0		0- 0		0- 0							
RPI	S	Opponent		Score		RPI	S	Opponent		Score		RPI	S	Opponent		Score			
13	A	Penn St.		0	3	26	N	San Diego		0	3	75	A	Sacred Heart		2	3		
						32	N	California		0	3	75	H	Sacred Heart		1	3		
												75	H	Sacred Heart		3	2		
												95	A	Seton Hall		0	3		
														108 N Cal Poly		0	3		
														112 H Syracuse		1	3		
														135 A Fresno St.		0	3		
														152 N Fla. Gulf Coast		1	3		
														172 A Virginia		0	3		
														178 H Lehigh		3	1		
														179 H Hofstra		3	0		
														182 A Central Conn. St.		3	1		
														182 H Central Conn. St.		3	0		
														225 H Stony Brook		0	3		
														226 A Robert Morris		3	2		
														226 H Robert Morris		1	3		
														226 H Robert Morris		3	0		
														236 N Rutgers		3	0		
														246 H Temple		3	1		
														247 A Fairleigh Dickinson		3	0		
														247 H Fairleigh Dickinson		3	0		
														252 H St. John's (NY)		3	2		
														261 A Bryant		3	0		
														261 H Bryant		3	0		
														274 N East Carolina		3	1		
														296 A Saint Francis (PA)		3	2		
														296 H Saint Francis (PA)		3	0		
														301 A Quinnipiac		3	0		
														301 H Quinnipiac		3	0		
														323 A St. Francis (NY)		3	0		
														323 H St. Francis (NY)		3	0		
				LAST 10 GAMES															
						75	H	Sacred Heart		1	3	247	H	Fairleigh Dickinson		3	0		
						226	H	Robert Morris		3	0	296	A	Saint Francis (PA)		3	2		
						182	H	Central Conn. St.		3	0	226	A	Robert Morris		3	2		
						261	H	Bryant		3	0	247	A	Fairleigh Dickinson		3	0		
						75	A	Sacred Heart		2	3	75	H	Sacred Heart		3	2		

Non-Div. I Games:

Long Island

Average RPI Win: 179		WON-LOST	WINNING	LAST 10	STRENGTH OF		OPP. STRENGTH	TEAM	ADJ	CONF.	ADJ CONF.				
Average RPI Loss: 66		RECORD	PCT. RANK	GAMES	SCHEDULE		OF SCHEDULE	RPI	RPI	RPI	RPI				
DIV. I ONLY		11- 20	.35484	240	85		62	165	.49672	150	4	4			
DIV. I NON-CONF.		7- 4	.63636	95	121		175	99	.54336	94	4	4			
<hr/>															
TOTALS		RPI 1-25	RPI 26-50		W-L RECORDS		RPI 51-100		RPI 101-150		RPI 150+				
11- 20	0- 6	0- 1		OVERALL		1- 7		5- 6		5- 0					
7- 7	0- 3	0- 0		HOME		1- 2		3- 2		3- 0					
2- 11	0- 3	0- 0		AWAY		0- 4		2- 4		0- 0					
2- 2	0- 0	0- 1		NEUTRAL		0- 1		0- 0		2- 0					
7- 4	0- 0	0- 1		NON-CONFERENCE		1- 3		1- 0		5- 0					
4- 0	0- 0	0- 0		HOME		1- 0		0- 0		3- 0					
1- 2	0- 0	0- 0		AWAY		0- 2		1- 0		0- 0					
2- 2	0- 0	0- 1		NEUTRAL		0- 1		0- 0		2- 0					
4- 16	0- 6	0- 0		CONFERENCE		0- 4		4- 6		0- 0					
3- 7	0- 3	0- 0		HOME		0- 2		3- 2		0- 0					
1- 9	0- 3	0- 0		AWAY		0- 2		1- 4		0- 0					
0- 0	0- 0	0- 0		NEUTRAL		0- 0		0- 0		0- 0					
<hr/>															
RPI	S	Opponent	Score	RPI	S	Opponent	Score	RPI	S	Opponent	Score				
11	A	Kentucky	0 3	40	N	Ohio St.	1 3	56	N	TCU	1 3	104	A	Ole Miss	1 3
11	H	Kentucky	0 3					61	A	Samford	2 3	104	H	Ole Miss	3 1
14	A	Tennessee	0 3					66	A	LSU	0 3	113	A	South Carolina	0 3
14	H	Tennessee	0 3					66	H	LSU	1 3	113	H	South Carolina	3 0
16	A	Florida	0 3					67	A	Arkansas	0 3	120	A	Auburn	0 3
16	H	Florida	0 3					67	H	Arkansas	1 3	120	H	Auburn	2 3
								69	H	Texas St.	3 2	123	A	Georgia	3 1
								96	A	SMU	2 3	123	H	Georgia	3 0
												130	A	Mississippi St.	1 3
												130	H	Mississippi St.	0 3
												132	A	Toledo	3 1
												210	N	Penn	3 2
												241	N	Lamar	3 0
												258	H	Austin Peay	3 1
												281	H	Alabama A&M	3 0
												310	H	Alabama St.	3 0
<hr/>															
LAST 10 GAMES															
104 A Ole Miss				1 3	16 A Florida				0 3						
130 A Mississippi St.				1 3	120 H Auburn				2 3						
14 H Tennessee				0 3	123 H Georgia				3 0						
11 H Kentucky				0 3	67 A Arkansas				0 3						
113 A South Carolina				0 3	66 A LSU				0 3						

Non-Div. I Games:

Alabama

Average RPI Win:	188	WON-LOST RECORD	WINNING PCT. RANK	LAST 10 GAMES	STRENGTH OF SCHEDULE	OPP. STRENGTH OF SCHEDULE	TEAM RPI	ADJ RPI	CONF. RPI	ADJ CONF. RPI	
DIV. I ONLY	17- 15	.53125	142	7- 3	174	105	146	.49611	151	11	11
DIV. I NON-CONF.	6- 6	.5	161	0- 0	215	110	185	.47552	181	9	9
<hr/>											
TOTALS	RPI 1-25	RPI 26-50		W-L RECORDS	RPI 51-100		RPI 101-150		RPI 150+		
17- 15	0- 3	0- 2		OVERALL	4- 5		3- 3		10- 2		
10- 3	0- 0	0- 0		HOME	3- 3		1- 0		6- 0		
4- 10	0- 3	0- 2		AWAY	1- 2		2- 1		1- 2		
3- 2	0- 0	0- 0		NEUTRAL	0- 0		0- 2		3- 0		
<hr/>											
6- 6	0- 1	0- 2		NON-CONFERENCE	0- 0		0- 3		6- 0		
3- 0	0- 0	0- 0		HOME	0- 0		0- 0		3- 0		
0- 4	0- 1	0- 2		AWAY	0- 0		0- 1		0- 0		
3- 2	0- 0	0- 0		NEUTRAL	0- 0		0- 2		3- 0		
<hr/>											
11- 9	0- 2	0- 0		CONFERENCE	4- 5		3- 0		4- 2		
7- 3	0- 0	0- 0		HOME	3- 3		1- 0		3- 0		
4- 6	0- 2	0- 0		AWAY	1- 2		2- 0		1- 2		
0- 0	0- 0	0- 0		NEUTRAL	0- 0		0- 0		0- 0		
<hr/>											
RPI S	Opponent	Score	RPI S	Opponent	Score	RPI S	Opponent	Score	RPI S	Opponent	Score
3 A	Iowa St.	0 3	38 A	Marquette	0 3	62 A	Houston	2 3	107 A	Houston Baptist	1 3
25 A	Tulsa	0 3	46 A	Milwaukee	1 3	62 H	Houston	3 1	109 A	UTEP	3 0
25 A	Tulsa	0 3				63 A	Rice	2 3	137 A	Memphis	3 1
						63 H	Rice	2 3	137 H	Memphis	3 0
						73 H	UCF	3 2	140 N	Iowa	1 3
						84 A	UAB	3 0	142 N	Arizona St.	1 3
						84 H	UAB	1 3	187 A	Marshall	1 3
						96 H	SMU	2 3	187 H	Marshall	3 0
						96 H	SMU	3 2	211 A	Tulane	0 3
									211 H	Tulane	3 0
									215 H	Jackson St.	3 0
									231 N	Akron	3 2
									243 H	Northwestern St.	3 1
									267 N	Louisiana Tech	3 0
									274 A	East Carolina	3 0
									274 H	East Carolina	3 0
									279 H	Chattanooga	3 0
									311 N	Southeastern La.	3 0
<hr/>											
LAST 10 GAMES											
						211 H	Tulane	3 0	96 H	SMU	2 3
						62 H	Houston	3 1	96 H	SMU	3 2
						63 H	Rice	2 3	274 A	East Carolina	3 0
						137 A	Memphis	3 1	187 A	Marshall	1 3
						84 A	UAB	3 0	73 H	UCF	3 2

Non-Div. I Games:

Southern Miss.

Average RPI Win:	232	WON-LOST RECORD	WINNING PCT. RANK	LAST 10 GAMES	STRENGTH OF SCHEDULE	OPP. STRENGTH OF SCHEDULE	TEAM RPI	ADJ RPI	CONF. RPI	ADJ CONF. RPI		
DIV. I ONLY		18- 13	.58065	114	5- 5	169	207	138	.4956	152	23	23
DIV. I NON-CONF.		7- 9	.4375	200	1- 2	127	153	172	.48263	172	24	23
<hr/>												
TOTALS	RPI 1-25	RPI 26-50		W-L RECORDS		RPI 51-100		RPI 101-150		RPI 150+		
18- 13	0- 2	0- 0		OVERALL		0- 6		2- 1		16- 4		
7- 4	0- 1	0- 0		HOME		0- 3		0- 0		7- 0		
6- 7	0- 1	0- 0		AWAY		0- 3		1- 1		5- 2		
5- 2	0- 0	0- 0		NEUTRAL		0- 0		1- 0		4- 2		
<hr/>												
7- 9	0- 2	0- 0		NON-CONFERENCE		0- 4		1- 1		6- 2		
1- 4	0- 1	0- 0		HOME		0- 3		0- 0		1- 0		
2- 3	0- 1	0- 0		AWAY		0- 1		0- 1		2- 0		
4- 2	0- 0	0- 0		NEUTRAL		0- 0		1- 0		3- 2		
<hr/>												
11- 4	0- 0	0- 0		CONFERENCE		0- 2		1- 0		10- 2		
6- 0	0- 0	0- 0		HOME		0- 0		0- 0		6- 0		
4- 4	0- 0	0- 0		AWAY		0- 2		1- 0		3- 2		
1- 0	0- 0	0- 0		NEUTRAL		0- 0		0- 0		1- 0		
<hr/>												
RPI	S	Opponent	Score	RPI	S	Opponent	Score	RPI	S	Opponent	Score	
4	H	Southern California	0 3			64	H Furman	1 3	124	A Belmont	3 2	
13	A	Penn St.	1 3			73	H UCF	0 3	143	A Miami (OH)	2 3	
						90	A Lipscomb	0 3	148	N Long Island	3 1	
						90	A Lipscomb	1 3	154	H South Fla.	3 0	
						93	A FIU	0 3	175	N Elon	2 3	
						100	H Villanova	1 3	180	A Kennesaw St.	0 3	
									197	H East Tenn. St.	3 1	
									217	A North Florida	3 2	
									217	H North Florida	3 0	
									217	N North Florida	3 1	
									224	N Radford	3 1	
									236	N Rutgers	3 2	
									242	A Jacksonville	3 2	
									242	H Jacksonville	3 2	
									250	N Campbell	3 1	
									264	A Mercer	3 2	
									264	H Mercer	3 1	
									281	N Alabama A&M	1 3	
									284	H S.C. Upstate	3 1	
									292	A Fla. Atlantic	3 0	
									294	A Stetson	2 3	
									294	H Stetson	3 1	
									318	A N.C. Central	3 1	
LAST 10 GAMES				LAST 10 GAMES				LAST 10 GAMES				
				90	A Lipscomb	0 3	100	H Villanova	1 3			
				217	N North Florida	3 1	264	H Mercer	3 1			
				242	A Jacksonville	3 2	292	A Fla. Atlantic	3 0			
				217	A North Florida	3 2	294	A Stetson	2 3			
				93	A FIU	0 3	90	A Lipscomb	1 3			

Non-Div. I Games:

Fla. Gulf Coast

Average RPI Win: 205		WON-LOST	WINNING	LAST 10	STRENGTH OF		OPP. STRENGTH	TEAM	ADJ	CONF.	ADJ CONF.
Average RPI Loss: 105		RECORD	PCT. RANK	GAMES	SCHEDULE		OF SCHEDULE	RPI	RPI	RPI	RPI
DIV. I ONLY		13- 16	.44828	190	6- 4		109	135	155	.49255	153
DIV. I NON-CONF.		3- 9	.25	272	0- 0		78	59	193	.46596	189
TOTALS		RPI 1-25	RPI 26-50		W-L RECORDS		RPI 51-100		RPI 101-150		RPI 150+
13- 16	0- 2	1- 3		OVERALL		0- 5		1- 2		11- 4	
8- 8	0- 1	1- 1		HOME		0- 4		1- 0		6- 2	
4- 7	0- 1	0- 1		AWAY		0- 1		0- 2		4- 2	
1- 1	0- 0	0- 1		NEUTRAL		0- 0		0- 0		1- 0	
3- 9	0- 1	1- 2		NON-CONFERENCE		0- 3		0- 1		2- 2	
2- 7	0- 1	1- 1		HOME		0- 3		0- 0		1- 2	
0- 1	0- 0	0- 0		AWAY		0- 0		0- 1		0- 0	
1- 1	0- 0	0- 1		NEUTRAL		0- 0		0- 0		1- 0	
10- 7	0- 1	0- 1		CONFERENCE		0- 2		1- 1		9- 2	
6- 1	0- 0	0- 0		HOME		0- 1		1- 0		5- 0	
4- 6	0- 1	0- 1		AWAY		0- 1		0- 1		4- 2	
0- 0	0- 0	0- 0		NEUTRAL		0- 0		0- 0		0- 0	
RPI S	Opponent	Score	RPI S	Opponent	Score	RPI S	Opponent	Score	RPI S	Opponent	Score
8 H	Purdue	1 3	27 H	Colorado St.	3 1	80 H	UTSA	1 3	119 A	Arkansas St.	1 3
23 A	Western Ky.	0 3	37 H	Missouri	0 3	93 A	FIU	1 3	119 H	Arkansas St.	3 1
			46 N	Milwaukee	2 3	93 H	FIU	1 3	142 A	Arizona St.	0 3
			48 A	Middle Tenn.	0 3	94 H	UC Davis	2 3	165 A	North Texas	1 3
						99 H	Northern Colo.	0 3	165 H	North Texas	3 1
									169 A	Troy	1 3
									170 N	San Jose St.	3 1
									195 H	Drake	2 3
									216 A	South Ala.	3 1
									227 A	La.-Lafayette	3 0
									227 H	La.-Lafayette	3 0
									229 A	UALR	3 0
									229 H	UALR	3 1
									248 H	Air Force	3 2
									256 A	La.-Monroe	3 2
									256 H	La.-Monroe	3 0
									261 H	Bryant	2 3
									292 H	Fla. Atlantic	3 0
			LAST 10 GAMES								
			93 A	FIU	1 3	23 A	Western Ky.	0 3			
			165 H	North Texas	3 1	216 A	South Ala.	3 1			
			119 H	Arkansas St.	3 1	169 A	Troy	1 3			
			229 H	UALR	3 1	256 H	La.-Monroe	3 0			
			48 A	Middle Tenn.	0 3	227 H	La.-Lafayette	3 0			

Non-Div. I Games:

Denver

Average RPI Win:		211	WON-LOST RECORD		WINNING PCT. RANK		LAST 10 GAMES		STRENGTH OF SCHEDULE		OPP. STRENGTH OF SCHEDULE		TEAM RPI		ADJ RPI		CONF. RPI		ADJ CONF. RPI				
Average RPI Loss:		93	12- 16		.42857 200		4- 6		107		145		162		.49214 154		12		12				
DIV. I ONLY			5- 9		.35714 240		1- 1		81		198		178		.47793 177		10		11				
DIV. I NON-CONF.																							
TOTALS		RPI 1-25		RPI 26-50		W-L RECORDS		RPI 51-100		RPI 101-150		RPI 150+											
12- 16		0- 2		0- 3		OVERALL		1- 5		2- 3		9- 3											
6- 7		0- 1		0- 1		HOME		0- 2		1- 1		5- 2											
4- 7		0- 1		0- 1		AWAY		1- 2		1- 2		2- 1											
2- 2		0- 0		0- 1		NEUTRAL		0- 1		0- 0		2- 0											
5- 9		0- 1		0- 1		NON-CONFERENCE		1- 2		0- 2		4- 3											
2- 3		0- 0		0- 0		HOME		0- 0		0- 1		2- 2											
1- 4		0- 1		0- 0		AWAY		1- 1		0- 1		0- 1											
2- 2		0- 0		0- 1		NEUTRAL		0- 1		0- 0		2- 0											
7- 7		0- 1		0- 2		CONFERENCE		0- 3		2- 1		5- 0											
4- 4		0- 1		0- 1		HOME		0- 2		1- 0		3- 0											
3- 3		0- 0		0- 1		AWAY		0- 1		1- 1		2- 0											
0- 0		0- 0		0- 0		NEUTRAL		0- 0		0- 0		0- 0											
RPI	S	Opponent		Score		RPI	S	Opponent		Score		RPI	S	Opponent		Score							
17	A	Northern Ill.		0	3	30	H	Louisville		0	3	57	A	Wisconsin		0	3	112	A	Syracuse		3	2
20	H	Cincinnati		1	3	38	A	Marquette		1	3	59	A	Notre Dame		0	3	117	A	New Mexico		1	3
						39	N	Western Mich.		1	3	60	N	New Mexico St.		0	3	125	A	Pittsburgh		1	3
												73	A	UCF		3	1	127	H	Georgetown		3	0
												95	H	Seton Hall		1	3	138	H	Bowling Green		0	3
												100	H	Villanova		1	3	152	A	Fla. Gulf Coast		0	3
																		183	H	Connecticut		3	2
																		192	H	Md.-East. Shore		2	3
																		194	A	West Virginia		3	2
																		236	H	Rutgers		3	0
																		237	N	UNC Greensboro		3	0
																		251	H	Eastern Ky.		1	3
																		252	H	St. John's (NY)		3	2
																		255	A	DePaul		3	0
																		257	H	Florida A&M		3	1
																		292	N	Fla. Atlantic		3	0
																		312	H	Bethune-Cookman		3	0
LAST 10 GAMES																							
257	H	Florida A&M		3	1	20	H	Cincinnati		1	3												
125	A	Pittsburgh		1	3	30	H	Louisville		0	3												
194	A	West Virginia		3	2	59	A	Notre Dame		0	3												
127	H	Georgetown		3	0	255	A	DePaul		3	0												
100	H	Villanova		1	3	152	A	Fla. Gulf Coast		0	3												

Non-Div. I Games:

South Fla.

Average RPI Win:	226	WON-LOST RECORD	WINNING PCT. RANK	LAST 10 GAMES	STRENGTH OF SCHEDULE	OPP. STRENGTH OF SCHEDULE	TEAM RPI	ADJ RPI	CONF. RPI	ADJ CONF. RPI		
DIV. I ONLY		18- 8	.69231	63	8- 2	257	241	140	.48962	155	19	19
DIV. I NON-CONF.		7- 5	.58333	127	0- 0	299	279	221	.43389	229	21	20
<hr/>												
TOTALS	RPI 1-25	RPI 26-50		W-L RECORDS		RPI 51-100		RPI 101-150		RPI 150+		
18- 8	0- 0	0- 0		OVERALL		1- 2		0- 0		17- 6		
7- 1	0- 0	0- 0		HOME		1- 1		0- 0		6- 0		
6- 5	0- 0	0- 0		AWAY		0- 1		0- 0		6- 4		
5- 2	0- 0	0- 0		NEUTRAL		0- 0		0- 0		5- 2		
<hr/>												
7- 5	0- 0	0- 0		NON-CONFERENCE		0- 1		0- 0		7- 4		
0- 1	0- 0	0- 0		HOME		0- 1		0- 0		0- 0		
2- 2	0- 0	0- 0		AWAY		0- 0		0- 0		2- 2		
5- 2	0- 0	0- 0		NEUTRAL		0- 0		0- 0		5- 2		
<hr/>												
11- 3	0- 0	0- 0		CONFERENCE		1- 1		0- 0		10- 2		
7- 0	0- 0	0- 0		HOME		1- 0		0- 0		6- 0		
4- 3	0- 0	0- 0		AWAY		0- 1		0- 0		4- 2		
0- 0	0- 0	0- 0		NEUTRAL		0- 0		0- 0		0- 0		
<hr/>												
RPI	S	Opponent	Score	RPI	S	Opponent	Score	RPI	S	Opponent	Score	
						88 A Yale	1 3	160 A Dartmouth		1 3		
						88 H Yale	3 1	160 H Dartmouth		3 2		
						95 H Seton Hall	0 3	163 A Columbia		0 3		
								163 H Columbia		3 2		
								164 N Fairfield		3 0		
								178 A Lehigh		1 3		
								179 A Hofstra		1 3		
								190 A Harvard		3 1		
								190 H Harvard		3 2		
								210 A Penn		3 0		
								210 H Penn		3 2		
								236 A Rutgers		3 1		
								239 N NJIT		3 1		
								249 N Binghamton		1 3		
								252 A St. John's (NY)		3 2		
								266 A Cornell		3 1		
								266 H Cornell		3 0		
								268 A Brown		3 1		
								268 H Brown		3 0		
								270 N Hartford		3 2		
								306 N Howard		1 3		
								308 N La Salle		3 0		
								323 N St. Francis (NY)		3 1		
<hr/>												
LAST 10 GAMES												
						163 H Columbia	3 2			160 A Dartmouth	1 3	
						266 H Cornell	3 0			210 A Penn	3 0	
						88 A Yale	1 3			268 H Brown	3 0	
						268 A Brown	3 1			88 H Yale	3 1	
						190 A Harvard	3 1			266 A Cornell	3 1	

Non-Div. I Games:

Princeton

Average RPI Win: 175		WON-LOST RECORD		WINNING PCT. RANK		LAST 10 GAMES		STRENGTH OF SCHEDULE		OPP. STRENGTH OF SCHEDULE		TEAM RPI		ADJ RPI		CONF. RPI		ADJ CONF. RPI	
DIV. I ONLY		12- 20		.375 232		1- 9		90		39		154		.4887 156		3		3	
DIV. I NON-CONF.		8- 2		.8 30		0- 0		218		157		85		.54496 91		3		3	
TOTALS		RPI 1-25		RPI 26-50		W-L RECORDS		RPI 51-100		RPI 101-150		RPI 150+							
12- 20		0- 7		0- 6		OVERALL		1- 2		5- 3		6- 2							
6- 8		0- 3		0- 3		HOME		1- 1		3- 1		2- 0							
3- 10		0- 3		0- 3		AWAY		0- 1		1- 2		2- 1							
3- 2		0- 1		0- 0		NEUTRAL		0- 0		1- 0		2- 1							
8- 2		0- 1		0- 0		NON-CONFERENCE		1- 0		2- 0		5- 1							
3- 0		0- 0		0- 0		HOME		1- 0		1- 0		1- 0							
2- 0		0- 0		0- 0		AWAY		0- 0		0- 0		2- 0							
3- 2		0- 1		0- 0		NEUTRAL		0- 0		1- 0		2- 1							
4- 18		0- 6		0- 6		CONFERENCE		0- 2		3- 3		1- 1							
3- 8		0- 3		0- 3		HOME		0- 1		2- 1		1- 0							
1- 10		0- 3		0- 3		AWAY		0- 1		1- 2		0- 1							
0- 0		0- 0		0- 0		NEUTRAL		0- 0		0- 0		0- 0							
RPI	S	Opponent		Score		RPI	S	Opponent		Score		RPI	S	Opponent		Score			
4	A	Southern California		0 3		31	A	Washington		0 3		51	A	Arizona		0 3			
4	H	Southern California		0 3		31	H	Washington		2 3		51	H	Arizona		1 3			
5	A	UCLA		0 3		32	A	California		0 3		89	H	San Francisco		3 2			
5	H	UCLA		0 3		32	H	California		0 3									
19	N	Texas A&M		0 3		33	A	Oregon		2 3									
21	A	Stanford		0 3		33	H	Oregon		1 3									
21	H	Stanford		1 3															
						LAST 10 GAMES													
						31 H Washington 2 3						32 H California 0 3							
						31 A Washington 0 3						5 A UCLA 0 3							
						139 A Utah 1 3						4 A Southern California 0 3							
						185 A Colorado 2 3						142 H Arizona St. 3 0							
						21 H Stanford 1 3						51 H Arizona 1 3							

Non-Div. I Games:

Washington St.

Average RPI Win:	232	WON-LOST	WINNING	LAST 10	STRENGTH OF	OPP. STRENGTH	TEAM	ADJ	CONF.	ADJ CONF.	
Average RPI Loss:	105	RECORD	PCT. RANK	GAMES	SCHEDULE	OF SCHEDULE	RPI	RPI	RPI	RPI	
DIV. I ONLY	13- 14	.48148	170	7- 3	152	183	167	.48774	157	17	17
DIV. I NON-CONF.	6- 6	.5	161	0- 0	103	209	142	.50803	138	17	17
<hr/>											
TOTALS	RPI 1-25	RPI 26-50		W-L RECORDS	RPI 51-100		RPI 101-150		RPI 150+		
13- 14	0- 0	0- 3		OVERALL	1- 5		2- 4		10- 2		
6- 5	0- 0	0- 1		HOME	0- 3		2- 0		4- 1		
5- 5	0- 0	0- 1		AWAY	1- 2		0- 2		4- 0		
2- 4	0- 0	0- 1		NEUTRAL	0- 0		0- 2		2- 1		
<hr/>											
6- 6	0- 0	0- 1		NON-CONFERENCE	1- 2		1- 2		4- 1		
3- 1	0- 0	0- 0		HOME	0- 1		1- 0		2- 0		
1- 1	0- 0	0- 0		AWAY	1- 1		0- 0		0- 0		
2- 4	0- 0	0- 1		NEUTRAL	0- 0		0- 2		2- 1		
<hr/>											
7- 8	0- 0	0- 2		CONFERENCE	0- 3		1- 2		6- 1		
3- 4	0- 0	0- 1		HOME	0- 2		1- 0		2- 1		
4- 4	0- 0	0- 1		AWAY	0- 1		0- 2		4- 0		
0- 0	0- 0	0- 0		NEUTRAL	0- 0		0- 0		0- 0		
<hr/>											
RPI S	Opponent	Score	RPI S	Opponent	Score	RPI S	Opponent	Score	RPI S	Opponent	Score
			34 A	Dayton	0 3	64 H	Furman	0 3	110 N	North Carolina St.	0 3
			34 H	Dayton	0 3	72 H	Xavier	0 3	116 A	George Washington	1 3
			43 N	Duke	0 3	82 A	Saint Louis	1 3	119 N	Arkansas St.	2 3
						82 H	Saint Louis	0 3	133 A	Duquesne	2 3
						90 A	Lipscomb	0 3	133 H	Duquesne	3 2
						98 A	Appalachian St.	3 2	149 H	Winthrop	3 2
									180 N	Kennesaw St.	3 2
									206 A	Rhode Island	3 2
									206 H	Rhode Island	1 3
									246 A	Temple	3 1
									250 H	Campbell	3 1
									273 A	Fordham	3 2
									273 H	Fordham	3 1
									291 N	High Point	0 3
									295 H	Morgan St.	3 0
									298 N	Tennessee Tech	3 2
									308 A	La Salle	3 0
									308 H	La Salle	3 0
<hr/>											
LAST 10 GAMES											
			206 A	Rhode Island	3 2	34 A	Dayton	0 3			
			273 A	Fordham	3 2	246 A	Temple	3 1			
			82 H	Saint Louis	0 3	308 A	La Salle	3 0			
			133 H	Duquesne	3 2	273 H	Fordham	3 1			
			308 H	La Salle	3 0	206 H	Rhode Island	1 3			

Non-Div. I Games:

Charlotte

[illegible]

Non-Div. I Games:

Sacramento St.

Average RPI Win:	238	WON-LOST RECORD	WINNING PCT. RANK	LAST 10 GAMES	STRENGTH OF SCHEDULE	OPP. STRENGTH OF SCHEDULE	TEAM RPI	ADJ RPI	CONF. RPI	ADJ CONF. RPI	
DIV. I ONLY		16- 9	.64 89	7- 3	233	247	151	.48492	160	19	19
DIV. I NON-CONF.		8- 3	.72727 62	0- 0	257	280	149	.50023	150	21	20
<hr/>											
TOTALS	RPI 1-25	RPI 26-50		W-L RECORDS		RPI 51-100		RPI 101-150		RPI 150+	
16- 9	0- 0	0- 0		OVERALL		1- 3		0- 0		15- 6	
8- 2	0- 0	0- 0		HOME		1- 0		0- 0		7- 2	
5- 5	0- 0	0- 0		AWAY		0- 2		0- 0		5- 3	
3- 2	0- 0	0- 0		NEUTRAL		0- 1		0- 0		3- 1	
<hr/>											
8- 3	0- 0	0- 0		NON-CONFERENCE		0- 2		0- 0		8- 1	
3- 0	0- 0	0- 0		HOME		0- 0		0- 0		3- 0	
2- 1	0- 0	0- 0		AWAY		0- 1		0- 0		2- 0	
3- 2	0- 0	0- 0		NEUTRAL		0- 1		0- 0		3- 1	
<hr/>											
8- 6	0- 0	0- 0		CONFERENCE		1- 1		0- 0		7- 5	
5- 2	0- 0	0- 0		HOME		1- 0		0- 0		4- 2	
3- 4	0- 0	0- 0		AWAY		0- 1		0- 0		3- 3	
0- 0	0- 0	0- 0		NEUTRAL		0- 0		0- 0		0- 0	
<hr/>											
RPI	S	Opponent	Score	RPI	S	Opponent	Score	RPI	S	Opponent	Score
						67 N Arkansas	1 3			155 A Princeton	2 3
						88 A Yale	0 3			155 H Princeton	3 1
						88 H Yale	3 2			163 A Columbia	2 3
						91 A Army	1 3			163 H Columbia	2 3
										182 H Central Conn. St.	3 0
										190 A Harvard	3 2
										190 H Harvard	3 1
										210 A Penn	0 3
										210 H Penn	2 3
										232 N Marist	3 1
										239 N NJIT	2 3
										245 N Manhattan	3 0
										266 A Cornell	3 2
										266 H Cornell	3 0
										268 A Brown	3 0
										268 H Brown	3 0
										273 N Fordham	3 0
										278 A Holy Cross	3 1
										288 A Bucknell	3 0
										305 H Providence	3 0
										313 H Delaware St.	3 0
<hr/>											
LAST 10 GAMES											
						88 H Yale	3 2			155 H Princeton	3 1
						268 H Brown	3 0			190 H Harvard	3 1
						163 A Columbia	2 3			266 H Cornell	3 0
						266 A Cornell	3 2			163 H Columbia	2 3
						210 H Penn	2 3			268 A Brown	3 0

Non-Div. I Games:

Dartmouth

Average RPI Win:		167	WON-LOST RECORD		WINNING PCT. RANK		LAST 10 GAMES		STRENGTH OF SCHEDULE		OPP. STRENGTH OF SCHEDULE		TEAM RPI		ADJ RPI		CONF. RPI		ADJ CONF. RPI	
Average RPI Loss:		85																		
DIV. I ONLY			10- 19		.34483 247		2- 8		101		82		181		.48408 161		9		8	
DIV. I NON-CONF.			6- 7		.46154 185		1- 1		80		67		130		.52218 125		7		7	
TOTALS		RPI 1-25		RPI 26-50		W-L RECORDS		RPI 51-100		RPI 101-150		RPI 150+								
10- 19		0- 2		0- 3		OVERALL		2- 6		2- 7		6- 1								
4- 8		0- 0		0- 1		HOME		1- 3		1- 3		2- 1								
3- 9		0- 0		0- 2		AWAY		1- 3		1- 4		1- 0								
3- 2		0- 2		0- 0		NEUTRAL		0- 0		0- 0		3- 0								
6- 7		0- 2		0- 1		NON-CONFERENCE		1- 1		0- 3		5- 0								
2- 2		0- 0		0- 0		HOME		0- 1		0- 1		2- 0								
1- 3		0- 0		0- 1		AWAY		1- 0		0- 2		0- 0								
3- 2		0- 2		0- 0		NEUTRAL		0- 0		0- 0		3- 0								
4- 12		0- 0		0- 2		CONFERENCE		1- 5		2- 4		1- 1								
2- 6		0- 0		0- 1		HOME		1- 2		1- 2		0- 1								
2- 6		0- 0		0- 1		AWAY		0- 3		1- 2		1- 0								
0- 0		0- 0		0- 0		NEUTRAL		0- 0		0- 0		0- 0								
RPI	S	Opponent		Score		RPI	S	Opponent		Score		RPI	S	Opponent		Score				
7	N	Florida St.		0	3	26	A	San Diego		0	3	53	A	UC Santa Barbara		0	3			
9	N	UNI		2	3	41	A	Long Beach St.		1	3	53	H	UC Santa Barbara		0	3			
						41	H	Long Beach St.		0	3	68	A	Delaware		3	2			
												79	H	Central Mich.		2	3			
												92	A	Pacific		2	3			
												92	H	Pacific		0	3			
												94	A	UC Davis		2	3			
												94	H	UC Davis		3	1			

Non-Div. I Games:

UC Irvine

Average RPI Win:		205	WON-LOST RECORD		WINNING PCT. RANK	LAST 10 GAMES		STRENGTH OF SCHEDULE		OPP. STRENGTH OF SCHEDULE	TEAM RPI	ADJ RPI	CONF. RPI	ADJ CONF. RPI			
DIV. I ONLY			14- 18		.4375	193	4- 6		103		166	160	.48363	162	20	20	
DIV. I NON-CONF.			7- 8		.46667	182	0- 1		54		119	115	.52912	116	19	18	
TOTALS		RPI 1-25		RPI 26-50		W-L RECORDS		RPI 51-100		RPI 101-150		RPI 150+					
14- 18		0- 2		1- 0		OVERALL		1- 7		1- 4		11- 5					
5- 9		0- 2		1- 0		HOME		0- 4		0- 2		4- 1					
5- 7		0- 0		0- 0		AWAY		0- 2		1- 1		4- 4					
4- 2		0- 0		0- 0		NEUTRAL		1- 1		0- 1		3- 0					
7- 8		0- 2		1- 0		NON-CONFERENCE		1- 2		1- 2		4- 2					
1- 5		0- 2		1- 0		HOME		0- 2		0- 1		0- 0					
2- 2		0- 0		0- 0		AWAY		0- 0		1- 0		1- 2					
4- 1		0- 0		0- 0		NEUTRAL		1- 0		0- 1		3- 0					
7- 10		0- 0		0- 0		CONFERENCE		0- 5		0- 2		7- 3					
4- 4		0- 0		0- 0		HOME		0- 2		0- 1		4- 1					
3- 5		0- 0		0- 0		AWAY		0- 2		0- 1		3- 2					
0- 1		0- 0		0- 0		NEUTRAL		0- 1		0- 0		0- 0					
RPI	S	Opponent		Score		RPI	S	Opponent		Score		RPI	S	Opponent		Score	
17	H	Northern Ill.		1	3	45	H	Missouri St.		3	1	52	H	North Dakota		1	3
19	H	Texas A&M		1	3							63	H	Rice		0	3
												69	A	Texas St.		0	3
												69	H	Texas St.		0	3
												80	A	UTSA		0	3
												80	H	UTSA		1	3
												80	N	UTSA		0	3
												84	N	UAB		3	2
												107	H	Houston Baptist		1	3
												111	N	Illinois St.		2	3
												128	A	Ga. Southern		3	2
												136	A	Sam Houston St.		1	3
												136	H	Sam Houston St.		2	3
												165	A	North Texas		0	3
												166	N	South Dakota St.		3	0
												186	H	Central Ark.		1	3
												201	A	Texas-Arlington		1	3
												201	H	Texas-Arlington		3	0
												202	A	UT Martin		3	1
												219	A	A&M-Corpus Christi		3	2
												219	H	A&M-Corpus Christi		3	1
												234	H	Nicholls St.		3	0
												241	A	Lamar		1	3
												242	N	Jacksonville		3	1
												243	H	Northwestern St.		3	0
												256	A	La.-Monroe		2	3
												265	A	McNeese St.		3	2
												304	N	Montana St.		3	1
												311	A	Southeastern La.		3	0
						LAST 10 GAMES											
						80	N	UTSA		0	3	201	A	Texas-Arlington		1	3
						241	A	Lamar		1	3	69	A	Texas St.		0	3
						265	A	McNeese St.		3	2	234	H	Nicholls St.		3	0
						80	H	UTSA		1	3	107	H	Houston Baptist		1	3
						219	H	A&M-Corpus Christi		3	1	201	H	Texas-Arlington		3	0

Non-Div. I Games:

Stephen F. Austin

Average RPI Win:	228	WON-LOST	WINNING	LAST 10	STRENGTH OF	OPP. STRENGTH	TEAM	ADJ	CONF.	ADJ CONF.	
Average RPI Loss:	130	RECORD	PCT. RANK	GAMES	SCHEDULE	OF SCHEDULE	RPI	RPI	RPI	RPI	
DIV. I ONLY	15- 10	.6	107	5- 5	231	208	161	.48333	163	19	19
DIV. I NON-CONF.	6- 5	.54545	146	0- 1	281	204	204	.45369	202	21	20
<hr/>											
TOTALS	RPI 1-25	RPI 26-50		W-L RECORDS		RPI 51-100		RPI 101-150		RPI 150+	
15- 10	0- 0	0- 0		OVERALL		0- 5		1- 1		14- 4	
9- 3	0- 0	0- 0		HOME		0- 2		0- 1		9- 0	
4- 5	0- 0	0- 0		AWAY		0- 2		0- 0		4- 3	
2- 2	0- 0	0- 0		NEUTRAL		0- 1		1- 0		1- 1	
6- 5	0- 0	0- 0		NON-CONFERENCE		0- 3		1- 1		5- 1	
3- 2	0- 0	0- 0		HOME		0- 1		0- 1		3- 0	
1- 1	0- 0	0- 0		AWAY		0- 1		0- 0		1- 0	
2- 2	0- 0	0- 0		NEUTRAL		0- 1		1- 0		1- 1	
9- 5	0- 0	0- 0		CONFERENCE		0- 2		0- 0		9- 3	
6- 1	0- 0	0- 0		HOME		0- 1		0- 0		6- 0	
3- 4	0- 0	0- 0		AWAY		0- 1		0- 0		3- 3	
0- 0	0- 0	0- 0		NEUTRAL		0- 0		0- 0		0- 0	
RPI	S	Opponent	Score	RPI	S	Opponent	Score	RPI	S	Opponent	Score
						57 N Wisconsin	0 3	137 N Memphis		3 1	
						75 H Sacred Heart	0 3	140 H Iowa		1 3	
						88 A Yale	2 3	155 A Princeton		2 3	
						88 H Yale	1 3	155 H Princeton		3 0	
						89 A San Francisco	0 3	160 A Dartmouth		3 2	
								160 H Dartmouth		3 2	
								190 A Harvard		0 3	
								190 H Harvard		3 0	
								204 N Boston College		2 3	
								206 A Rhode Island		3 2	
								210 A Penn		2 3	
								210 H Penn		3 2	
								249 H Binghamton		3 0	
								252 H St. John's (NY)		3 1	
								266 A Cornell		3 2	
								266 H Cornell		3 0	
								268 A Brown		3 1	
								268 H Brown		3 0	
								305 N Providence		3 0	
								323 H St. Francis (NY)		3 0	
				LAST 10 GAMES							
				155 A Princeton	2 3	268 H Brown	3 0				
				210 A Penn	2 3	88 H Yale	1 3				
				75 H Sacred Heart	0 3	266 H Cornell	3 0				
				160 H Dartmouth	3 2	190 A Harvard	0 3				
				190 H Harvard	3 0	160 A Dartmouth	3 2				

Non-Div. I Games:

Columbia

[illegible]

Non-Div. I Games:

Fairfield

RPI	S	Opponent	Score	
325	H	Saint Peter's	3	0

Fairfield

F
a
i
r
f
i
e
l
d

F
a
i
r
f
i
e
l
d

Average RPI Win:		175	WON-LOST RECORD		WINNING PCT. RANK		LAST 10 GAMES		STRENGTH OF SCHEDULE		OPP. STRENGTH OF SCHEDULE		TEAM RPI		ADJ RPI		CONF. RPI		ADJ CONF. RPI	
DIV. I ONLY			12- 20		.375 232		1- 9		66		132		158		.4807 166		14		14	
DIV. I NON-CONF.			7- 7		.5 161		0- 2		34		95		69		.56015 73		14		14	
TOTALS		RPI 1-25		RPI 26-50		W-L RECORDS		RPI 51-100		RPI 101-150		RPI 150+								
12- 20		0- 2		0- 4		OVERALL		2- 5		4- 3		6- 6								
3- 8		0- 1		0- 1		HOME		0- 3		1- 1		2- 2								
3- 10		0- 0		0- 3		AWAY		1- 2		1- 2		1- 3								
6- 2		0- 1		0- 0		NEUTRAL		1- 0		2- 0		3- 1								
7- 7		0- 2		0- 2		NON-CONFERENCE		1- 2		3- 0		3- 1								
0- 2		0- 1		0- 0		HOME		0- 1		0- 0		0- 0								
1- 3		0- 0		0- 2		AWAY		0- 1		1- 0		0- 0								
6- 2		0- 1		0- 0		NEUTRAL		1- 0		2- 0		3- 1								
5- 13		0- 0		0- 2		CONFERENCE		1- 3		1- 3		3- 5								
3- 6		0- 0		0- 1		HOME		0- 2		1- 1		2- 2								
2- 7		0- 0		0- 1		AWAY		1- 1		0- 2		1- 3								
0- 0		0- 0		0- 0		NEUTRAL		0- 0		0- 0		0- 0								
RPI	S	Opponent		Score		RPI	S	Opponent		Score		RPI	S	Opponent		Score				
9	H	UNI		0	3	42	A	North Dakota St.		1	3	52	A	North Dakota		0	3			
24	N	Kansas St.		0	3	42	H	North Dakota St.		0	3	52	H	North Dakota		0	3			
						45	A	Missouri St.		0	3	77	A	IPFW		0	3			
						47	A	Kansas		0	3	77	H	IPFW		2	3			
												87	A	Oral Roberts		3	1			
												87	H	Oral Roberts		2	3			
												98	N	Appalachian St.		3	1			

Non-Div. I Games: Neb. Omaha 3 0

South Dakota St.

[illegible]

Non-Div. I Games:

Valparaiso

Average RPI Win: 160		WON-LOST RECORD		WINNING PCT. RANK		LAST 10 GAMES		STRENGTH OF SCHEDULE		OPP. STRENGTH OF SCHEDULE		TEAM RPI		ADJ RPI		CONF. RPI		ADJ CONF. RPI	
Average RPI Loss: 71																			
DIV. I ONLY		10- 22		.3125 264		1- 9		81		52		177		.4798 168		5		5	
DIV. I NON-CONF.		6- 6		.5 161		0- 0		52		64		88		.54956 86		5		5	
TOTALS		RPI 1-25		RPI 26-50		W-L RECORDS		RPI 51-100		RPI 101-150		RPI 150+							
10- 22		0- 3		0- 6		OVERALL		3- 9		2- 1		5- 3							
8- 9		0- 2		0- 2		HOME		3- 4		2- 0		3- 1							
1- 10		0- 1		0- 3		AWAY		0- 3		0- 1		1- 2							
1- 3		0- 0		0- 1		NEUTRAL		0- 2		0- 0		1- 0							
6- 6		0- 1		0- 2		NON-CONFERENCE		3- 3		1- 0		2- 0							
5- 1		0- 0		0- 0		HOME		3- 1		1- 0		1- 0							
0- 2		0- 1		0- 1		AWAY		0- 0		0- 0		0- 0							
1- 3		0- 0		0- 1		NEUTRAL		0- 2		0- 0		1- 0							
4- 16		0- 2		0- 4		CONFERENCE		0- 6		1- 1		3- 3							
3- 8		0- 2		0- 2		HOME		0- 3		1- 0		2- 1							
1- 8		0- 0		0- 2		AWAY		0- 3		0- 1		1- 2							
0- 0		0- 0		0- 0		NEUTRAL		0- 0		0- 0		0- 0							
RPI	S	Opponent		Score		RPI	S	Opponent		Score		RPI	S	Opponent		Score			
7	H	Florida St.		1 3		28	A	North Carolina		0 3		54	A	Clemson		2 3			
14	A	Tennessee		2 3		28	H	North Carolina		0 3		54	H	Clemson		1 3			
18	H	Miami (FL)		1 3		40	A	Ohio St.		1 3		65	A	Virginia Tech		0 3			
						43	A	Duke		1 3		65	H	Virginia Tech		2 3			
						43	H	Duke		1 3		68	H	Delaware		3 1			
						50	N	Ohio		2 3		72	H	Xavier		3 0			
												75	H	Sacred Heart		2 3			
												81	A	Georgia Tech		1 3			
												81	H	Georgia Tech		1 3			
												85	N	Albany (NY)		0 3			
												88	H	Yale		3 2			
												100	N	Villanova		1 3			




























Non-Div. I Games:

Maryland

Average RPI Win:	202	WON-LOST	WINNING	LAST 10	STRENGTH OF	OPP. STRENGTH	TEAM	ADJ	CONF.	ADJ CONF.			
Average RPI Loss:	97	RECORD	PCT. RANK	GAMES	SCHEDULE	OF SCHEDULE	RPI	RPI	RPI	RPI			
DIV. I ONLY	12- 17	.41379	206	5- 5	129	126	174	.47853	170	13	13		
DIV. I NON-CONF.	6- 8	.42857	204	1- 0	135	131	175	.48125	175	13	13		
<hr/>													
TOTALS	RPI 1-25	RPI 26-50		W-L RECORDS	RPI 51-100		RPI 101-150		RPI 150+				
12- 17	0- 2	0- 1		OVERALL	1- 5		3- 5		8- 4				
5- 6	0- 1	0- 0		HOME	0- 3		2- 1		3- 1				
4- 6	0- 1	0- 0		AWAY	1- 1		1- 2		2- 2				
3- 5	0- 0	0- 1		NEUTRAL	0- 1		0- 2		3- 1				
<hr/>													
6- 8	0- 0	0- 1		NON-CONFERENCE	1- 2		2- 2		3- 3				
1- 3	0- 0	0- 0		HOME	0- 2		1- 0		0- 1				
2- 1	0- 0	0- 0		AWAY	1- 0		1- 0		0- 1				
3- 4	0- 0	0- 1		NEUTRAL	0- 0		0- 2		3- 1				
<hr/>													
6- 9	0- 2	0- 0		CONFERENCE	0- 3		1- 3		5- 1				
4- 3	0- 1	0- 0		HOME	0- 1		1- 1		3- 0				
2- 5	0- 1	0- 0		AWAY	0- 1		0- 2		2- 1				
0- 1	0- 0	0- 0		NEUTRAL	0- 1		0- 0		0- 0				
<hr/>													
RPI S	Opponent	Score	RPI S	Opponent	Score	RPI S	Opponent	Score	RPI S	Opponent	Score		
10 A	Hawaii	0 3	46 N	Milwaukee	1 3	52 H	North Dakota	0 3	105 A	Idaho	0 3		
10 H	Hawaii	0 3				53 H	UC Santa Barbara	1 3	105 H	Idaho	3 2		
						60 A	New Mexico St.	0 3	115 H	Texas Tech	3 2		
						60 H	New Mexico St.	0 3	117 N	New Mexico	1 3		
						60 N	New Mexico St.	0 3	126 N	Loyola Marymount	1 3		
						92 A	Pacific	3 1	135 A	Fresno St.	1 3		
									135 H	Fresno St.	2 3		
									142 A	Arizona St.	3 1		
									153 N	Denver	1 3		
									159 H	Sacramento St.	1 3		
									173 A	Utah St.	0 3		
									173 H	Utah St.	3 1		
									188 N	UC Riverside	3 1		
									191 A	Northern Ariz.	0 3		
									263 A	Nevada	3 0		
									263 H	Nevada	3 0		
									267 A	Louisiana Tech	3 0		
									267 H	Louisiana Tech	3 1		
									271 N	Hampton	3 0		
									280 N	CSU Bakersfield	3 0		
<hr/>													
LAST 10 GAMES													
60 N New Mexico St.						0	3	263 A Nevada				3	0
115 H Texas Tech						3	2	10 H Hawaii				0	3
267 H Louisiana Tech						3	1	105 H Idaho				3	2
60 H New Mexico St.						0	3	173 H Utah St.				3	1
135 A Fresno St.						1	3	60 A New Mexico St.				0	3

Non-Div. I Games:

San Jose St.

Average RPI Win: 182		WON-LOST	WINNING	LAST 10	STRENGTH OF		OPP. STRENGTH	TEAM	ADJ	CONF.	ADJ CONF.
Average RPI Loss: 73		RECORD	PCT. RANK	GAMES	SCHEDULE		OF SCHEDULE	RPI	RPI	RPI	RPI
DIV. I ONLY		9- 21	.3	270	4- 6		87	58	188	.4773	171
DIV. I NON-CONF.		3- 7	.3	258	0- 1		107	136	201	.46641	188
TOTALS		RPI 1-25	RPI 26-50		W-L RECORDS		RPI 51-100		RPI 101-150		RPI 150+
9- 21	0- 5	1- 2		OVERALL		1- 9		0- 3		7- 2	
7- 10	0- 2	1- 1		HOME		1- 3		0- 3		5- 1	
2- 9	0- 3	0- 1		AWAY		0- 4		0- 0		2- 1	
0- 2	0- 0	0- 0		NEUTRAL		0- 2		0- 0		0- 0	
3- 7	0- 1	0- 0		NON-CONFERENCE		0- 4		0- 2		3- 0	
3- 3	0- 0	0- 0		HOME		0- 1		0- 2		3- 0	
0- 2	0- 1	0- 0		AWAY		0- 1		0- 0		0- 0	
0- 2	0- 0	0- 0		NEUTRAL		0- 2		0- 0		0- 0	
6- 14	0- 4	1- 2		CONFERENCE		1- 5		0- 1		4- 2	
4- 7	0- 2	1- 1		HOME		1- 2		0- 1		2- 1	
2- 7	0- 2	0- 1		AWAY		0- 3		0- 0		2- 1	
0- 0	0- 0	0- 0		NEUTRAL		0- 0		0- 0		0- 0	
RPI S	Opponent	Score	RPI S	Opponent	Score	RPI S	Opponent	Score	RPI S	Opponent	Score
7 A	Florida St.	2 	28 H	North Carolina	1 	54 A	Clemson	1 	110 H	North Carolina St.	0 
7 H	Florida St.	2 	43 A	Duke	0 	54 H	Clemson	1 	127 H	Georgetown	0 
18 A	Miami (FL)	0 	43 H	Duke	3 1	65 A	Virginia Tech	2 	147 H	VCU	2 
18 H	Miami (FL)	1 				65 H	Virginia Tech	3 2	168 A	Maryland	3 1
23 A	Western Ky.	0 				66 N	LSU	0 	168 H	Maryland	3 0
						67 H	Arkansas	0 	172 A	Virginia	1 
						72 N	Xavier	1 	172 H	Virginia	3 2
						81 A	Georgia Tech	0 	204 A	Boston College	3 1
						81 H	Georgia Tech	1 	204 H	Boston College	0 
						98 A	Appalachian St.	0 	217 H	North Florida	3 0
									291 H	High Point	3 0
									307 H	Charleston So.	3 1
LAST 10 GAMES											
			43 A	Duke	0 	172 H	Virginia	3 2			
			168 A	Maryland	3 1	65 H	Virginia Tech	3 2			
			204 A	Boston College	3 1	147 H	VCU	2 			
			18 H	Miami (FL)	1 	54 A	Clemson	1 			
			7 H	Florida St.	2 	81 A	Georgia Tech	0 			

Non-Div. I Games:

Wake Forest

Average RPI Win:	182	WON-LOST	WINNING	LAST 10	STRENGTH OF	OPP. STRENGTH	TEAM	ADJ	CONF.	ADJ CONF.	
Average RPI Loss:	70	RECORD	PCT. RANK	GAMES	SCHEDULE	OF SCHEDULE	RPI	RPI	RPI	RPI	
DIV. I ONLY	10- 20	.33333	251	2- 8	95	56	175	.47487	172	5	5
DIV. I NON-CONF.	6- 4	.6	112	0- 0	129	116	114	.53057	114	5	5
<hr/>											
TOTALS	RPI 1-25	RPI 26-50		W-L RECORDS		RPI 51-100		RPI 101-150		RPI 150+	
10- 20	0- 4	1- 7		OVERALL		0- 4		2- 1		7- 4	
7- 10	0- 2	0- 4		HOME		0- 3		1- 1		6- 0	
2- 8	0- 2	1- 2		AWAY		0- 1		1- 0		0- 3	
1- 2	0- 0	0- 1		NEUTRAL		0- 0		0- 0		1- 1	
<hr/>											
6- 4	0- 0	1- 3		NON-CONFERENCE		0- 0		1- 0		4- 1	
4- 2	0- 0	0- 2		HOME		0- 0		1- 0		3- 0	
1- 0	0- 0	1- 0		AWAY		0- 0		0- 0		0- 0	
1- 2	0- 0	0- 1		NEUTRAL		0- 0		0- 0		1- 1	
<hr/>											
4- 16	0- 4	0- 4		CONFERENCE		0- 4		1- 1		3- 3	
3- 8	0- 2	0- 2		HOME		0- 3		0- 1		3- 0	
1- 8	0- 2	0- 2		AWAY		0- 1		1- 0		0- 3	
0- 0	0- 0	0- 0		NEUTRAL		0- 0		0- 0		0- 0	
<hr/>											
RPI S	Opponent	Score	RPI S	Opponent	Score	RPI S	Opponent	Score	RPI S	Opponent	Score
7 A	Florida St.	0 3	28 A	North Carolina	0 3	54 H	Clemson	1 3	110 A	North Carolina St.	3 1
7 H	Florida St.	0 3	28 H	North Carolina	1 3	65 A	Virginia Tech	1 3	110 H	North Carolina St.	1 3
18 A	Miami (FL)	0 3	30 N	Louisville	1 3	65 H	Virginia Tech	2 3	148 H	Long Island	3 0
18 H	Miami (FL)	0 3	32 H	California	0 3	81 H	Georgia Tech	1 3	168 A	Maryland	2 3
			39 H	Western Mich.	1 3				168 H	Maryland	3 1
			43 A	Duke	1 3				171 A	Wake Forest	2 3
			43 H	Duke	2 3				171 H	Wake Forest	3 1
			50 A	Ohio	3 1				183 N	Connecticut	1 3
									187 N	Marshall	3 0
									204 A	Boston College	1 3
									204 H	Boston College	3 0
									223 H	Western Caro.	3 0
									274 H	East Carolina	3 0
									284 H	S.C. Upstate	3 0
<hr/>											
LAST 10 GAMES											
65 H Virginia Tech						171 A Wake Forest					
28 H North Carolina						43 A Duke					
110 H North Carolina St.						7 A Florida St.					
168 H Maryland						18 A Miami (FL)					
204 H Boston College						81 H Georgia Tech					

Non-Div. I Games:

Virginia

Average RPI Win: 185		WON-LOST RECORD		WINNING PCT. RANK		LAST 10 GAMES		STRENGTH OF SCHEDULE		OPP. STRENGTH OF SCHEDULE		TEAM RPI		ADJ RPI		CONF. RPI		ADJ CONF. RPI											
Average RPI Loss: 106																													
DIV. I ONLY		12- 17		.41379 206		4- 6		146		111		180		.47486 173		13		13											
DIV. I NON-CONF.		5- 9		.35714 240		0- 1		139		86		192		.46316 191		13		13											
TOTALS		RPI 1-25		RPI 26-50		W-L RECORDS		RPI 51-100		RPI 101-150		RPI 150+																	
12- 17		0- 2		0- 1		OVERALL		2- 4		3- 6		7- 4																	
7- 4		0- 1		0- 0		HOME		2- 1		2- 1		3- 1																	
4- 9		0- 1		0- 1		AWAY		0- 1		1- 3		3- 3																	
1- 4		0- 0		0- 0		NEUTRAL		0- 2		0- 2		1- 0																	
5- 9		0- 0		0- 1		NON-CONFERENCE		1- 3		2- 2		2- 3																	
2- 2		0- 0		0- 0		HOME		1- 1		1- 0		0- 1																	
2- 4		0- 0		0- 1		AWAY		0- 0		1- 1		1- 2																	
1- 3		0- 0		0- 0		NEUTRAL		0- 2		0- 1		1- 0																	
7- 8		0- 2		0- 0		CONFERENCE		1- 1		1- 4		5- 1																	
5- 2		0- 1		0- 0		HOME		1- 0		1- 1		3- 0																	
2- 5		0- 1		0- 0		AWAY		0- 1		0- 2		2- 1																	
0- 1		0- 0		0- 0		NEUTRAL		0- 0		0- 1		0- 0																	
RPI	S	Opponent		Score		RPI	S	Opponent		Score		RPI	S	Opponent		Score		RPI	S	Opponent		Score							
10	A	Hawaii		0 3		41	A	Long Beach St.		0 3		57	H	BYU		0 3		102	A	Utah Valley		0 3							
10	H	Hawaii		1 3								60	A	New Mexico St.		0 3		105	A	Idaho		0 3							
												60	H	New Mexico St.		3 2		105	H	Idaho		2 3							
												69	H	Texas St.		3 2		106	N	Oregon St.		0 3							
												92	N	Pacific		0 3		112	H	Syracuse		3 1							
												96	N	SMU		1 3		134	A	Cal St. Fullerton		3 1							
																		135	A	Fresno St.		2 3							
																		135	H	Fresno St.		3 1							
																		135	N	Fresno St.		0 3							
																		161	A	UC Irvine		1 3							
																		170	A	San Jose St.		1 3							
																		170	H	San Jose St.		3 0							
																		193	H	Idaho St.		2 3							
																		195	N	Drake		3 0							
																		218	A	Southern Utah		2 3							
																		263	A	Nevada		3 1							
																		263	H	Nevada		3 0							
																		267	A	Louisiana Tech		3 1							
																		267	H	Louisiana Tech		3 0							
																		289	A	Weber St.		3 2							
						LAST 10 GAMES																							
						135 N Fresno St.						0 3						267 H Louisiana Tech						3 0					
						135 A Fresno St.						2 3						60 H New Mexico St.						3 2					
						263 A Nevada						3 1						10 A Hawaii						0 3					
						105 H Idaho						2 3						170 A San Jose St.						1 3					
						102 A Utah Valley						0 3						263 H Nevada						3 0					

Non-Div. I Games:

Utah St.

[illegible]

Non-Div. I Games:	Neb. Omaha	3	0	Neb. Omaha	3	0
--------------------------	-------------------	----------	----------	-------------------	----------	----------

South Dakota

Average RPI Win:	243	WON-LOST	WINNING	LAST 10	STRENGTH OF	OPP. STRENGTH	TEAM	ADJ	CONF.	ADJ CONF.	
Average RPI Loss:	138	RECORD	PCT. RANK	GAMES	SCHEDULE	OF SCHEDULE	RPI	RPI	RPI	RPI	
DIV. I ONLY	19- 14	.57576	120	5- 5	213	242	166	.47348	175	18	18
DIV. I NON-CONF.	12- 4	.75	52	1- 0	267	289	145	.49997	151	20	21
<hr/>											
TOTALS	RPI 1-25	RPI 26-50		W-L RECORDS		RPI 51-100		RPI 101-150		RPI 150+	
19- 14	0- 0	0- 0		OVERALL		2- 6		0- 3		17- 5	
9- 3	0- 0	0- 0		HOME		1- 1		0- 2		8- 0	
4- 9	0- 0	0- 0		AWAY		0- 4		0- 1		4- 4	
6- 2	0- 0	0- 0		NEUTRAL		1- 1		0- 0		5- 1	
12- 4	0- 0	0- 0		NON-CONFERENCE		1- 0		0- 2		11- 2	
3- 1	0- 0	0- 0		HOME		0- 0		0- 1		3- 0	
3- 2	0- 0	0- 0		AWAY		0- 0		0- 1		3- 1	
6- 1	0- 0	0- 0		NEUTRAL		1- 0		0- 0		5- 1	
7- 10	0- 0	0- 0		CONFERENCE		1- 6		0- 1		6- 3	
6- 2	0- 0	0- 0		HOME		1- 1		0- 1		5- 0	
1- 7	0- 0	0- 0		AWAY		0- 4		0- 0		1- 3	
0- 1	0- 0	0- 0		NEUTRAL		0- 1		0- 0		0- 0	
RPI S	Opponent	Score	RPI S	Opponent	Score	RPI S	Opponent	Score	RPI S	Opponent	Score
						61 A	Samford	1 3	113 A	South Carolina	1 3
						61 H	Samford	0 3	128 H	Ga. Southern	1 3
						64 A	Furman	0 3	149 H	Winthrop	1 3
						71 A	Col. of Charleston	0 3	152 N	Fla. Gulf Coast	3 2
						71 N	Col. of Charleston	0 3	177 A	Butler	1 3
						79 N	Central Mich.	3 1	196 H	Davidson	3 0
						98 A	Appalachian St.	0 3	203 N	UNC Asheville	0 3
						98 H	Appalachian St.	3 1	223 A	Western Caro.	2 3
									223 H	Western Caro.	3 0
									224 H	Radford	3 0
									237 A	UNC Greensboro	2 3
									237 H	UNC Greensboro	3 2
									250 H	Campbell	3 1
									250 N	Campbell	3 0
									258 N	Austin Peay	3 1
									271 N	Hampton	3 0
									272 A	Wofford	3 0
									279 A	Chattanooga	1 3
									279 H	Chattanooga	3 0
									282 H	Citadel	3 0
									291 A	High Point	3 0
									293 N	Gardner-Webb	3 1
									318 A	N.C. Central	3 0
									318 H	N.C. Central	3 1
									324 A	N.C. A&T	3 0
			LAST 10 GAMES								
			71 N	Col. of Charleston	0 3	98 A	Appalachian St.	0 3	318 A	N.C. Central	3 0
			282 H	Citadel	3 0	223 A	Western Caro.	2 3	318 H	N.C. Central	3 1
			237 H	UNC Greensboro	3 2	64 A	Furman	0 3	324 A	N.C. A&T	3 0
			279 H	Chattanooga	3 0	272 A	Wofford	3 0			
			61 H	Samford	0 3	324 A	N.C. A&T	3 0			

Non-Div. I Games:

Elon

Average RPI Win:	234	WON-LOST	WINNING	LAST 10	STRENGTH OF	OPP. STRENGTH	TEAM	ADJ	CONF.	ADJ CONF.	
Average RPI Loss:	128	RECORD	PCT. RANK	GAMES	SCHEDULE	OF SCHEDULE	RPI	RPI	RPI	RPI	
DIV. I ONLY	18- 13	.58065	114	8- 2	234	211	170	.47187	176	21	22
DIV. I NON-CONF.	5- 8	.38462	225	1- 0	259	182	249	.41446	251	18	19
<hr/>											
TOTALS	RPI 1-25	RPI 26-50		W-L RECORDS	RPI 51-100		RPI 101-150		RPI 150+		
18- 13	0- 0	0- 2		OVERALL	0- 3		0- 2		18- 6		
8- 3	0- 0	0- 0		HOME	0- 2		0- 0		8- 1		
7- 7	0- 0	0- 1		AWAY	0- 1		0- 2		7- 3		
3- 3	0- 0	0- 1		NEUTRAL	0- 0		0- 0		3- 2		
<hr/>											
5- 8	0- 0	0- 2		NON-CONFERENCE	0- 0		0- 2		5- 4		
1- 0	0- 0	0- 0		HOME	0- 0		0- 0		1- 0		
1- 5	0- 0	0- 1		AWAY	0- 0		0- 2		1- 2		
3- 3	0- 0	0- 1		NEUTRAL	0- 0		0- 0		3- 2		
<hr/>											
13- 5	0- 0	0- 0		CONFERENCE	0- 3		0- 0		13- 2		
7- 3	0- 0	0- 0		HOME	0- 2		0- 0		7- 1		
6- 2	0- 0	0- 0		AWAY	0- 1		0- 0		6- 1		
0- 0	0- 0	0- 0		NEUTRAL	0- 0		0- 0		0- 0		
<hr/>											
RPI S	Opponent	Score	RPI S	Opponent	Score	RPI S	Opponent	Score	RPI S	Opponent	Score
			31 N	Washington	0 3	99 A	Northern Colo.	0 3	109 A	UTEP	1 3
			33 A	Oregon	0 3	99 H	Northern Colo.	0 3	117 A	New Mexico	0 3
						99 H	Northern Colo.	2 3	158 N	Boise St.	1 3
									159 A	Sacramento St.	0 3
									159 H	Sacramento St.	3 0
									159 H	Sacramento St.	3 1
									161 N	UC Irvine	2 3
									191 A	Northern Ariz.	3 1
									191 H	Northern Ariz.	3 1
									193 A	Idaho St.	3 2
									193 H	Idaho St.	1 3
									198 A	Gonzaga	2 3
									199 A	Eastern Wash.	3 1
									199 H	Eastern Wash.	3 0
									201 N	Texas-Arlington	3 0
									207 A	Montana	3 2
									207 H	Montana	3 1
									209 A	Portland	1 3
									234 N	Nicholls St.	3 0
									283 A	Seattle	3 0
									283 H	Seattle	3 2
									289 A	Weber St.	3 0
									289 H	Weber St.	3 0
									304 A	Montana St.	3 2
									304 H	Montana St.	3 0
									314 N	Southern U.	3 0
			LAST 10 GAMES								
			99 H	Northern Colo.	0 3	191 A	Northern Ariz.	3 1	289 H	Weber St.	3 0
			159 H	Sacramento St.	3 1	99 A	Northern Colo.	0 3	304 A	Montana St.	3 2
			159 H	Sacramento St.	3 0	207 H	Montana	3 1	304 H	Montana St.	3 0
			199 A	Eastern Wash.	3 1	304 H	Montana St.	3 0	314 N	Southern U.	3 0
			283 A	Seattle	3 0	193 A	Idaho St.	3 2			

Non-Div. I Games:

Portland St.

L
e
h
i
g
h

Loss, Non-Conf, S Site, H Home, A Away, N Neutral Page 183

Average RPI Win: 236		WON-LOST	WINNING	LAST 10	STRENGTH OF		OPP. STRENGTH	TEAM	ADJ	CONF.	ADJ CONF.
Average RPI Loss: 130		RECORD	PCT. RANK	GAMES	SCHEDULE		OF SCHEDULE	RPI	RPI	RPI	RPI
DIV. I ONLY		13- 16	.44828	190	6- 4		138	217	179	.468	180
DIV. I NON-CONF.		5- 10	.33333	246	0- 0		100	183	191	.45903	199
TOTALS		RPI 1-25	RPI 26-50		W-L RECORDS		RPI 51-100		RPI 101-150		RPI 150+
13- 16	0- 0	0- 0		OVERALL		0- 6		1- 4		12- 6	
7- 7	0- 0	0- 0		HOME		0- 3		1- 1		6- 3	
4- 5	0- 0	0- 0		AWAY		0- 2		0- 2		4- 1	
2- 4	0- 0	0- 0		NEUTRAL		0- 1		0- 1		2- 2	
5- 10	0- 0	0- 0		NON-CONFERENCE		0- 4		1- 2		4- 4	
3- 4	0- 0	0- 0		HOME		0- 2		1- 0		2- 2	
0- 3	0- 0	0- 0		AWAY		0- 1		0- 1		0- 1	
2- 3	0- 0	0- 0		NEUTRAL		0- 1		0- 1		2- 1	
8- 6	0- 0	0- 0		CONFERENCE		0- 2		0- 2		8- 2	
4- 3	0- 0	0- 0		HOME		0- 1		0- 1		4- 1	
4- 2	0- 0	0- 0		AWAY		0- 1		0- 1		4- 0	
0- 1	0- 0	0- 0		NEUTRAL		0- 0		0- 0		0- 1	
RPI S	Opponent	Score	RPI S	Opponent	Score	RPI S	Opponent	Score	RPI S	Opponent	Score
						69 N	Texas St.	0 3	110 N	North Carolina St.	0 3
						84 H	UAB	0 3	123 A	Georgia	0 3
						87 H	Oral Roberts	0 3	124 A	Belmont	0 3
						90 A	Lipscomb	0 3	124 H	Belmont	1 3
						90 H	Lipscomb	0 3	149 H	Winthrop	3 2
						98 A	Appalachian St.	0 3	152 H	Fla. Gulf Coast	3 0
									157 N	Charlotte	2 3
									165 A	North Texas	0 3
									169 H	Troy	2 3
									189 H	Georgia St.	2 3
									197 A	East Tenn. St.	3 0
									197 H	East Tenn. St.	2 3
									197 N	East Tenn. St.	2 3
									215 N	Jackson St.	3 0
									217 A	North Florida	3 1
									240 N	William & Mary	3 1
									242 A	Jacksonville	3 1
									251 H	Eastern Ky.	3 2
									264 H	Mercer	3 1
									279 H	Chattanooga	3 1
									284 A	S.C. Upstate	3 1
									284 H	S.C. Upstate	3 1
									294 H	Stetson	3 0
LAST 10 GAMES											
						197 N	East Tenn. St.	2 3	197 H	East Tenn. St.	2 3
						264 H	Mercer	3 1	197 A	East Tenn. St.	3 0
						124 A	Belmont	0 3	284 A	S.C. Upstate	3 1
						90 A	Lipscomb	0 3	152 H	Fla. Gulf Coast	3 0
						284 H	S.C. Upstate	3 1	294 H	Stetson	3 0

Non-Div. I Games:

Kennesaw St.

Average RPI Win: 260		WON-LOST	WINNING	LAST 10	STRENGTH OF		OPP. STRENGTH	TEAM	ADJ	CONF.	ADJ CONF.	
Average RPI Loss: 174		RECORD	PCT. RANK	GAMES	SCHEDULE		OF SCHEDULE	RPI	RPI	RPI	RPI	
DIV. I ONLY		18- 11	.62069	96	247		269	169	.46637	181	27	28
DIV. I NON-CONF.		5- 3	.625	101	106		234	107	.53407	109	26	25
TOTALS		RPI 1-25	RPI 26-50		W-L RECORDS		RPI 51-100		RPI 101-150		RPI 150+	
18- 11	0- 1	0- 0		OVERALL		1- 3		0- 0		17- 7		
9- 2	0- 0	0- 0		HOME		1- 1		0- 0		8- 1		
7- 7	0- 1	0- 0		AWAY		0- 2		0- 0		7- 4		
2- 2	0- 0	0- 0		NEUTRAL		0- 0		0- 0		2- 2		
5- 3	0- 1	0- 0		NON-CONFERENCE		1- 1		0- 0		4- 1		
1- 0	0- 0	0- 0		HOME		1- 0		0- 0		0- 0		
2- 2	0- 1	0- 0		AWAY		0- 1		0- 0		2- 0		
2- 1	0- 0	0- 0		NEUTRAL		0- 0		0- 0		2- 1		
13- 8	0- 0	0- 0		CONFERENCE		0- 2		0- 0		13- 6		
8- 2	0- 0	0- 0		HOME		0- 1		0- 0		8- 1		
5- 5	0- 0	0- 0		AWAY		0- 1		0- 0		5- 4		
0- 1	0- 0	0- 0		NEUTRAL		0- 0		0- 0		0- 1		
RPI S	Opponent	Score		RPI S	Opponent	Score		RPI S	Opponent	Score		
23 A	Western Ky.	0 3						169 N	Troy	1 3		
								202 A	UT Martin	2 3		
								202 H	UT Martin	3 1		
								202 N	UT Martin	1 3		
								251 A	Eastern Ky.	3 2		
								251 H	Eastern Ky.	3 1		
								258 A	Austin Peay	0 3		
								258 H	Austin Peay	3 1		
								259 A	Southeast Mo. St.	3 2		
								259 H	Southeast Mo. St.	3 2		
								262 A	Jacksonville St.	3 1		
								262 H	Jacksonville St.	1 3		
								264 A	Mercer	3 2		
								275 A	Eastern Ill.	0 3		
								275 H	Eastern Ill.	3 0		
								277 A	SIU Edwardsville	3 1		
								277 H	SIU Edwardsville	3 2		
								286 A	Murray St.	3 0		
								286 H	Murray St.	3 1		
								287 N	South Carolina St.	3 0		
								290 A	Loyola Maryland	3 1		
								298 A	Tennessee Tech	2 3		
								298 H	Tennessee Tech	3 0		
								302 N	Norfolk St.	3 0		
LAST 10 GAMES												
202 N	UT Martin	1 3		90 H	Lipscomb	3 2		298 H	Tennessee Tech	3 0		
259 A	Southeast Mo. St.	3 2		262 H	Jacksonville St.	1 3		277 A	SIU Edwardsville	3 1		
286 A	Murray St.	3 0		275 A	Eastern Ill.	0 3						
202 A	UT Martin	2 3										
258 H	Austin Peay	3 1										

Non-Div. I Games:

Tennessee St.

Average RPI Win:	281	WON-LOST	WINNING	LAST 10	STRENGTH OF	OPP. STRENGTH	TEAM	ADJ	CONF.	ADJ CONF.			
Average RPI Loss:	149	RECORD	PCT. RANK	GAMES	SCHEDULE	OF SCHEDULE	RPI	RPI	RPI	RPI			
DIV. I ONLY	20- 11	.64516	81	6- 4	282	291	187	.46544	182	29	29		
DIV. I NON-CONF.	8- 5	.61538	107	1- 0	302	304	216	.4394	218	29	29		
<hr/>													
TOTALS	RPI 1-25	RPI 26-50		W-L RECORDS		RPI 51-100		RPI 101-150		RPI 150+			
20- 11	0- 0	0- 0		OVERALL		0- 4		0- 3		20- 4			
11- 2	0- 0	0- 0		HOME		0- 1		0- 1		11- 0			
5- 7	0- 0	0- 0		AWAY		0- 2		0- 2		5- 3			
4- 2	0- 0	0- 0		NEUTRAL		0- 1		0- 0		4- 1			
<hr/>													
8- 5	0- 0	0- 0		NON-CONFERENCE		0- 1		0- 1		8- 3			
5- 0	0- 0	0- 0		HOME		0- 0		0- 0		5- 0			
0- 4	0- 0	0- 0		AWAY		0- 1		0- 1		0- 2			
3- 1	0- 0	0- 0		NEUTRAL		0- 0		0- 0		3- 1			
<hr/>													
12- 6	0- 0	0- 0		CONFERENCE		0- 3		0- 2		12- 1			
6- 2	0- 0	0- 0		HOME		0- 1		0- 1		6- 0			
5- 3	0- 0	0- 0		AWAY		0- 1		0- 1		5- 1			
1- 1	0- 0	0- 0		NEUTRAL		0- 1		0- 0		1- 0			
<hr/>													
RPI S	Opponent	Score	RPI S	Opponent	Score	RPI S	Opponent	Score	RPI S	Opponent	Score		
						75 A	Sacred Heart	1 3	116 A	George Washington	0 3		
						75 H	Sacred Heart	1 3	148 A	Long Island	0 3		
						75 N	Sacred Heart	1 3	148 H	Long Island	1 3		
						76 A	Northeastern	1 3	160 A	Dartmouth	0 3		
						225 H	Stony Brook	3 1					
						226 A	Robert Morris	3 1					
						226 H	Robert Morris	3 1					
						230 N	UNC Wilmington	1 3					
						247 A	Fairleigh Dickinson	3 1					
						247 H	Fairleigh Dickinson	3 0					
						247 N	Fairleigh Dickinson	3 0					
						261 A	Bryant	1 3					
						261 H	Bryant	3 1					
						270 H	Hartford	3 2					
						278 A	Holy Cross	0 3					
						278 H	Holy Cross	3 0					
						288 H	Bucknell	3 2					
						296 A	Saint Francis (PA)	3 2					
						296 H	Saint Francis (PA)	3 0					
						301 A	Quinnipiac	3 2					
301 H	Quinnipiac	3 1											
			LAST 10 GAMES			305 N	Providence	3 1					
			75 N	Sacred Heart	1 3	313 N	Delaware St.	3 0					
			148 A	Long Island	0 3	318 N	N.C. Central	3 0					
			323 A	St. Francis (NY)	3 2	323 A	St. Francis (NY)	3 2					
			226 H	Robert Morris	3 1	323 H	St. Francis (NY)	3 1					
			296 H	Saint Francis (PA)	3 0	325 H	Saint Peter's	3 0					
						LAST 10 GAMES							

Non-Div. I Games:

Central Conn. St.

Average RPI Win:	236	WON-LOST RECORD	WINNING PCT. RANK	LAST 10 GAMES	STRENGTH OF SCHEDULE	OPP. STRENGTH OF SCHEDULE	TEAM RPI	ADJ RPI	CONF. RPI	ADJ CONF. RPI					
DIV. I ONLY		14- 15	.48276	167	5- 5	225	150	189	.46519	183	12	12			
DIV. I NON-CONF.		10- 5	.66667	78	1- 0	243	226	156	.49466	158	10	11			
<hr/>															
TOTALS	RPI 1-25	RPI 26-50		W-L RECORDS		RPI 51-100		RPI 101-150		RPI 150+					
14- 15	0- 1	0- 2		OVERALL		1- 5		0- 4		13- 3					
9- 4	0- 0	0- 1		HOME		1- 1		0- 2		8- 0					
1- 9	0- 1	0- 1		AWAY		0- 4		0- 1		1- 2					
4- 2	0- 0	0- 0		NEUTRAL		0- 0		0- 1		4- 1					
10- 5	0- 0	0- 0		NON-CONFERENCE		0- 3		0- 1		10- 1					
5- 1	0- 0	0- 0		HOME		0- 1		0- 0		5- 0					
1- 2	0- 0	0- 0		AWAY		0- 2		0- 0		1- 0					
4- 2	0- 0	0- 0		NEUTRAL		0- 0		0- 1		4- 1					
4- 10	0- 1	0- 2		CONFERENCE		1- 2		0- 3		3- 2					
4- 3	0- 0	0- 1		HOME		1- 0		0- 2		3- 0					
0- 7	0- 1	0- 1		AWAY		0- 2		0- 1		0- 2					
0- 0	0- 0	0- 0		NEUTRAL		0- 0		0- 0		0- 0					
RPI	S	Opponent	Score	RPI	S	Opponent	Score	RPI	S	Opponent	Score				
20	A	Cincinnati	0 3	30	A	Louisville	0 3	56	A	TCU	0 3	112	H	Syracuse	0 3
				38	H	Marquette	1 3	59	H	Notre Dame	3 2	115	N	Texas Tech	0 3
								65	A	Virginia Tech	1 3	125	H	Pittsburgh	1 3
								75	H	Sacred Heart	1 3	127	A	Georgetown	2 3
								95	A	Seton Hall	2 3	154	A	South Fla.	2 3
								100	A	Villanova	1 3	164	N	Fairfield	3 1
												172	N	Virginia	3 1
												194	H	West Virginia	3 1
												208	N	Indiana St.	0 3
												236	A	Rutgers	0 3
												238	A	New Hampshire	3 0
												249	H	Binghamton	3 0
												252	H	St. John's (NY)	3 1
												255	H	DePaul	3 1
												270	H	Hartford	3 0
												273	H	Fordham	3 1
												278	H	Holy Cross	3 0
												279	N	Chattanooga	3 0
												306	H	Howard	3 0
												315	N	Grambling	3 0
				LAST 10 GAMES											
				95	A	Seton Hall	2 3	59	H	Notre Dame	3 2				
				236	A	Rutgers	0 3	127	A	Georgetown	2 3				
				125	H	Pittsburgh	1 3	100	A	Villanova	1 3				
				194	H	West Virginia	3 1	252	H	St. John's (NY)	3 1				
				255	H	DePaul	3 1	273	H	Fordham	3 1				

Non-Div. I Games:

Connecticut

Average RPI Win: 226		WON-LOST	WINNING	LAST 10	STRENGTH OF		OPP. STRENGTH	TEAM	ADJ	CONF.	ADJ CONF.
Average RPI Loss: 101		RECORD	PCT. RANK	GAMES	SCHEDULE		OF SCHEDULE	RPI	RPI	RPI	RPI
DIV. I ONLY		14- 19	.42424	201	2- 8		147	141	182	.46436	184
DIV. I NON-CONF.		10- 5	.66667	78	0- 0		172	221	122	.52439	121
TOTALS		RPI 1-25	RPI 26-50		W-L RECORDS		RPI 51-100		RPI 101-150		RPI 150+
14- 19	0- 3	1- 4		OVERALL		0- 4		1- 2		12- 6	
5- 8	0- 1	1- 1		HOME		0- 3		0- 1		4- 2	
4- 10	0- 2	0- 2		AWAY		0- 1		1- 1		3- 4	
5- 1	0- 0	0- 1		NEUTRAL		0- 0		0- 0		5- 0	
10- 5	0- 1	0- 1		NON-CONFERENCE		0- 2		1- 0		9- 1	
2- 2	0- 0	0- 0		HOME		0- 2		0- 0		2- 0	
3- 2	0- 1	0- 0		AWAY		0- 0		1- 0		2- 1	
5- 1	0- 0	0- 1		NEUTRAL		0- 0		0- 0		5- 0	
4- 14	0- 2	1- 3		CONFERENCE		0- 2		0- 2		3- 5	
3- 6	0- 1	1- 1		HOME		0- 1		0- 1		2- 2	
1- 8	0- 1	0- 2		AWAY		0- 1		0- 1		1- 3	
0- 0	0- 0	0- 0		NEUTRAL		0- 0		0- 0		0- 0	
RPI S	Opponent	Score	RPI S	Opponent	Score	RPI S	Opponent	Score	RPI S	Opponent	Score
9 A	UNI	0 3	36 N	Ball St.	2 3	51 H	Arizona	1 3	111 A	Illinois St.	1 3
9 H	UNI	0 3	44 A	Wichita St.	0 3	74 A	Creighton	0 3	111 H	Illinois St.	0 3
20 A	Cincinnati	2 3	44 H	Wichita St.	3 2	74 H	Creighton	0 3	124 A	Belmont	3 1
			45 A	Missouri St.	0 3	90 H	Lipscomb	1 3	167 A	Valparaiso	1 3
			45 H	Missouri St.	1 3				195 A	Drake	1 3
									195 H	Drake	2 3
									197 N	East Tenn. St.	3 1
									208 A	Indiana St.	1 3
									208 H	Indiana St.	0 3
									219 N	A&M-Corpus Christi	3 0
									222 A	Bradley	3 0
									222 H	Bradley	3 1
									228 A	Southern Ill.	2 3
									228 H	Southern Ill.	3 0
									235 H	Ill.-Chicago	3 2
									237 A	UNC Greensboro	3 0
									259 H	Southeast Mo. St.	3 2
									276 N	Coastal Caro.	3 0
									286 A	Murray St.	3 0
									286 N	Murray St.	3 1
									324 N	N.C. A&T	3 0
			LAST 10 GAMES								
			222 H	Bradley	3 1	208 H	Indiana St.	0 3			
			9 H	UNI	0 3	228 H	Southern Ill.	3 0			
			44 A	Wichita St.	0 3	74 A	Creighton	0 3			
			45 A	Missouri St.	0 3	195 A	Drake	1 3			
			111 H	Illinois St.	0 3	45 H	Missouri St.	1 3			

Non-Div. I Games:

Evansville

Average RPI Win: 168		WON-LOST RECORD		WINNING PCT. RANK		LAST 10 GAMES		STRENGTH OF SCHEDULE		OPP. STRENGTH OF SCHEDULE		TEAM RPI		ADJ RPI		CONF. RPI		ADJ CONF. RPI	
DIV. I ONLY		6- 24		.2 297		1- 9		40		40		192		.46431 185		3		3	
DIV. I NON-CONF.		5- 3		.625 101		0- 0		93		205		92		.54289 97		3		3	
TOTALS		RPI 1-25		RPI 26-50		W-L RECORDS		RPI 51-100		RPI 101-150		RPI 150+							
6- 24		0- 6		0- 6		OVERALL		2- 4		1- 6		3- 2							
3- 10		0- 3		0- 3		HOME		2- 1		0- 3		1- 0							
1- 11		0- 3		0- 3		AWAY		0- 1		0- 3		1- 1							
2- 3		0- 0		0- 0		NEUTRAL		0- 2		1- 0		1- 1							
5- 3		0- 0		0- 0		NON-CONFERENCE		2- 2		1- 0		2- 1							
2- 0		0- 0		0- 0		HOME		2- 0		0- 0		0- 0							
1- 0		0- 0		0- 0		AWAY		0- 0		0- 0		1- 0							
2- 3		0- 0		0- 0		NEUTRAL		0- 2		1- 0		1- 1							
1- 21		0- 6		0- 6		CONFERENCE		0- 2		0- 6		1- 1							
1- 10		0- 3		0- 3		HOME		0- 1		0- 3		1- 0							
0- 11		0- 3		0- 3		AWAY		0- 1		0- 3		0- 1							
0- 0		0- 0		0- 0		NEUTRAL		0- 0		0- 0		0- 0							
RPI	S	Opponent		Score		RPI	S	Opponent		Score		RPI	S	Opponent		Score			
4	A	Southern California		0 3		31	A	Washington		0 3		51	A	Arizona		2 3			
4	H	Southern California		0 3		31	H	Washington		0 3		51	H	Arizona		0 3			
5	A	UCLA		1 3		32	A	California		0 3		85	H	Albany (NY)		3 1			
5	H	UCLA		0 3		32	H	California		1 3		85	N	Albany (NY)		0 3			
21	A	Stanford		0 3		33	A	Oregon		0 3		94	N	UC Davis		1 3			
21	H	Stanford		1 3		33	H	Oregon		0 3		99	H	Northern Colo.		3 2			

Non-Div. I Games:

Colorado

Average RPI Win: 237		WON-LOST	WINNING	LAST 10	STRENGTH OF		OPP. STRENGTH	TEAM	ADJ	CONF.	ADJ CONF.
Average RPI Loss: 123		RECORD	PCT. RANK	GAMES	SCHEDULE		OF SCHEDULE	RPI	RPI	RPI	RPI
DIV. I ONLY		17- 15	.53125	142	251		206	193	.46424	186	20
DIV. I NON-CONF.		6- 8	.42857	204	202		177	207	.46163	192	18
TOTALS		RPI 1-25	RPI 26-50		W-L RECORDS		RPI 51-100		RPI 101-150		RPI 150+
17- 15	0- 0	0- 1		OVERALL		2- 6		0- 5		15- 3	
8- 3	0- 0	0- 0		HOME		0- 2		0- 0		8- 1	
5- 8	0- 0	0- 0		AWAY		0- 2		0- 3		5- 2	
4- 4	0- 0	0- 0		NEUTRAL		2- 2		0- 2		2- 0	
6- 8	0- 0	0- 1		NON-CONFERENCE		2- 3		0- 4		4- 0	
1- 0	0- 0	0- 0		HOME		0- 0		0- 0		1- 0	
1- 4	0- 0	0- 1		AWAY		0- 1		0- 2		1- 0	
4- 4	0- 0	0- 0		NEUTRAL		2- 2		0- 2		2- 0	
11- 7	0- 0	0- 0		CONFERENCE		0- 3		0- 1		11- 3	
7- 3	0- 0	0- 0		HOME		0- 2		0- 0		7- 1	
4- 4	0- 0	0- 0		AWAY		0- 1		0- 1		4- 2	
0- 0	0- 0	0- 0		NEUTRAL		0- 0		0- 0		0- 0	
RPI S	Opponent	Score	RPI S	Opponent	Score	RPI S	Opponent	Score	RPI S	Opponent	Score
			37 A	Missouri	0 3	62 A	Houston	1 3	104 A	Ole Miss	0 3
						69 A	Texas St.	1 3	115 A	Texas Tech	0 3
						69 H	Texas St.	2 3	119 N	Arkansas St.	0 3
						72 N	Xavier	0 3	136 A	Sam Houston St.	2 3
						78 N	Northwestern	3 2	144 N	UNLV	0 3
						80 H	UTSA	0 3	162 A	Stephen F. Austin	3 1
						86 N	Morehead St.	0 3	201 H	Texas-Arlington	3 1
						90 N	Lipscomb	3 2	219 H	A&M-Corpus Christi	3 2
									229 N	UALR	3 2
									234 A	Nicholls St.	3 0
									234 H	Nicholls St.	3 0
									241 A	Lamar	1 3
									241 H	Lamar	3 1
									241 H	Lamar	3 1
									243 A	Northwestern St.	3 2
									243 H	Northwestern St.	1 3
									265 A	McNeese St.	1 3
									265 H	McNeese St.	3 2
									311 A	Southeastern La.	3 0
									311 H	Southeastern La.	3 2
									320 A	Ark.-Pine Bluff	3 0
									320 H	Ark.-Pine Bluff	3 0
									326 N	Alcorn St.	3 0
			LAST 10 GAMES								
			69 H	Texas St.	2 3	265 A	McNeese St.	1 3			
			241 H	Lamar	3 1	80 H	UTSA	0 3			
			311 H	Southeastern La.	3 2	219 H	A&M-Corpus Christi	3 2			
			234 H	Nicholls St.	3 0	69 A	Texas St.	1 3			
			241 A	Lamar	1 3	320 A	Ark.-Pine Bluff	3 0			

Non-Div. I Games:

Central Ark.

Average RPI Win:	184	WON-LOST	WINNING	LAST 10	STRENGTH OF	OPP. STRENGTH	TEAM	ADJ	CONF.	ADJ CONF.		
Average RPI Loss:	93	RECORD	PCT. RANK	GAMES	SCHEDULE	OF SCHEDULE	RPI	RPI	RPI	RPI		
DIV. I ONLY	10- 21	.32258	257	5- 5	125	103	199	.46366	187	11	11	
DIV. I NON-CONF.	2- 9	.18182	290	1- 0	137	65	248	.42604	241	9	9	
<hr/>												
TOTALS	RPI 1-25	RPI 26-50		W-L RECORDS	RPI 51-100		RPI 101-150		RPI 150+			
10- 21	0- 2	0- 2		OVERALL	3- 9		0- 5		7- 3			
6- 7	0- 0	0- 0		HOME	2- 4		0- 2		4- 1			
3- 10	0- 1	0- 1		AWAY	1- 4		0- 3		2- 1			
1- 4	0- 1	0- 1		NEUTRAL	0- 1		0- 0		1- 1			
<hr/>												
2- 9	0- 1	0- 2		NON-CONFERENCE	0- 3		0- 1		2- 2			
1- 2	0- 0	0- 0		HOME	0- 1		0- 0		1- 1			
0- 3	0- 0	0- 1		AWAY	0- 1		0- 1		0- 0			
1- 4	0- 1	0- 1		NEUTRAL	0- 1		0- 0		1- 1			
<hr/>												
8- 12	0- 1	0- 0		CONFERENCE	3- 6		0- 4		5- 1			
5- 5	0- 0	0- 0		HOME	2- 3		0- 2		3- 0			
3- 7	0- 1	0- 0		AWAY	1- 3		0- 2		2- 1			
0- 0	0- 0	0- 0		NEUTRAL	0- 0		0- 0		0- 0			
<hr/>												
RPI S	Opponent	Score	RPI S	Opponent	Score	RPI S	Opponent	Score	RPI S	Opponent	Score	
22 N	Michigan	0 3	30 N	Louisville	0 3	62 A	Houston	2 3	109 A	UTEP	0 3	
25 A	Tulsa	0 3	50 A	Ohio	0 3	62 A	Houston	3 2	109 H	UTEP	1 3	
						63 H	Rice	1 3	131 A	IUPUI	0 3	
						63 H	Rice	0 3	137 A	Memphis	0 3	
						70 N	Eastern Mich.	0 3	137 H	Memphis	2 3	
						73 A	UCF	2 3	151 A	Southern Miss.	0 3	
						73 H	UCF	3 0	151 H	Southern Miss.	3 1	
						79 H	Central Mich.	0 3	172 N	Virginia	0 3	
						84 A	UAB	1 3	194 H	West Virginia	3 1	
						84 H	UAB	1 3	211 A	Tulane	3 1	
						86 A	Morehead St.	0 3	211 H	Tulane	3 2	
						96 H	SMU	3 2	220 H	George Mason	1 3	
						274 A East Carolina						3 0
						274 H East Carolina						3 1
						294 N Stetson						3 0
<hr/>												
			LAST 10 GAMES									
			194 H West Virginia			3 1	73 A UCF			2 3		
			274 A East Carolina			3 0	62 A Houston			2 3		
			84 H UAB			1 3	62 A Houston			3 2		
			137 H Memphis			2 3	211 H Tulane			3 2		
			109 A UTEP			0 3	151 H Southern Miss.			3 1		

Non-Div. I Games:

Marshall

Average RPI Win:	131	WON-LOST	WINNING	LAST 10	STRENGTH OF	OPP. STRENGTH	TEAM	ADJ	CONF.	ADJ CONF.	
Average RPI Loss:	99	RECORD	PCT. RANK	GAMES	SCHEDULE	OF SCHEDULE	RPI	RPI	RPI	RPI	
DIV. I ONLY	7- 23	.23333	290	3- 7	52	113	196	.46281	188	9	8
DIV. I NON-CONF.	3- 11	.21429	283	0- 0	38	151	184	.47368	182	7	7
<hr/>											
TOTALS	RPI 1-25	RPI 26-50		W-L RECORDS		RPI 51-100		RPI 101-150		RPI 150+	
7- 23	0- 0	1- 4		OVERALL		2- 8		1- 8		3- 3	
2- 8	0- 0	1- 0		HOME		1- 2		0- 4		0- 2	
2- 9	0- 0	0- 3		AWAY		1- 2		0- 4		1- 0	
3- 6	0- 0	0- 1		NEUTRAL		0- 4		1- 0		2- 1	
3- 11	0- 0	0- 3		NON-CONFERENCE		0- 4		1- 2		2- 2	
0- 2	0- 0	0- 0		HOME		0- 0		0- 1		0- 1	
0- 3	0- 0	0- 2		AWAY		0- 0		0- 1		0- 0	
3- 6	0- 0	0- 1		NEUTRAL		0- 4		1- 0		2- 1	
4- 12	0- 0	1- 1		CONFERENCE		2- 4		0- 6		1- 1	
2- 6	0- 0	1- 0		HOME		1- 2		0- 3		0- 1	
2- 6	0- 0	0- 1		AWAY		1- 2		0- 3		1- 0	
0- 0	0- 0	0- 0		NEUTRAL		0- 0		0- 0		0- 0	
RPI S	Opponent	Score	RPI S	Opponent	Score	RPI S	Opponent	Score	RPI S	Opponent	Score
			26 A	San Diego	0 3	53 A	UC Santa Barbara	3 2	101 H	San Diego St.	1 3
			32 A	California	0 3	53 H	UC Santa Barbara	0 3	108 A	Cal Poly	0 3
			41 A	Long Beach St.	0 3	57 N	BYU	0 3	108 H	Cal Poly	1 3
			41 H	Long Beach St.	3 2	70 N	Eastern Mich.	0 3	122 A	Cal St. Northridge	2 3
			45 N	Missouri St.	0 3	76 N	Northeastern	2 3	122 H	Cal St. Northridge	0 3
						92 A	Pacific	0 3	126 N	Loyola Marymount	3 0
						92 H	Pacific	0 3	134 A	Cal St. Fullerton	2 3
						93 N	FIU	0 3	134 H	Cal St. Fullerton	2 3
						94 A	UC Davis	0 3	139 A	Utah	1 3
						94 H	UC Davis	3 0	161 A	UC Irvine	3 1
									161 H	UC Irvine	0 3
									164 N	Fairfield	3 2
									170 N	San Jose St.	1 3
									205 H	UMBC	1 3
									280 N	CSU Bakersfield	3 0
<hr/>											
LAST 10 GAMES											
			53 H	UC Santa Barbara	0 3	92 H	Pacific	0 3			
			108 H	Cal Poly	1 3	134 A	Cal St. Fullerton	2 3			
			108 A	Cal Poly	0 3	41 A	Long Beach St.	0 3			
			161 A	UC Irvine	3 1	122 A	Cal St. Northridge	2 3			
			94 H	UC Davis	3 0	53 A	UC Santa Barbara	3 2			

Non-Div. I Games:

UC Riverside

Average RPI Win:	216	WON-LOST RECORD	WINNING PCT. RANK	LAST 10 GAMES	STRENGTH OF SCHEDULE	OPP. STRENGTH OF SCHEDULE	TEAM RPI	ADJ RPI	CONF. RPI	ADJ CONF. RPI	
DIV. I ONLY	14- 18	.4375	193	5- 5	141	192	183	.46265	189	15	15
DIV. I NON-CONF.	6- 11	.35294	245	0- 0	148	219	211	.43924	219	15	15
<hr/>											
TOTALS	RPI 1-25	RPI 26-50		W-L RECORDS		RPI 51-100		RPI 101-150		RPI 150+	
14- 18	0- 0	0- 1		OVERALL		0- 5		2- 6		12- 6	
6- 5	0- 0	0- 0		HOME		0- 2		2- 0		4- 3	
4- 8	0- 0	0- 0		AWAY		0- 3		0- 4		4- 1	
4- 5	0- 0	0- 1		NEUTRAL		0- 0		0- 2		4- 2	
6- 11	0- 0	0- 1		NON-CONFERENCE		0- 2		0- 3		6- 5	
1- 3	0- 0	0- 0		HOME		0- 1		0- 0		1- 2	
1- 4	0- 0	0- 0		AWAY		0- 1		0- 2		1- 1	
4- 4	0- 0	0- 1		NEUTRAL		0- 0		0- 1		4- 2	
8- 7	0- 0	0- 0		CONFERENCE		0- 3		2- 3		6- 1	
5- 2	0- 0	0- 0		HOME		0- 1		2- 0		3- 1	
3- 4	0- 0	0- 0		AWAY		0- 2		0- 2		3- 0	
0- 1	0- 0	0- 0		NEUTRAL		0- 0		0- 1		0- 0	
RPI S	Opponent	Score	RPI S	Opponent	Score	RPI S	Opponent	Score	RPI S	Opponent	Score
			50 N	Ohio	1 3	68 A	Delaware	1 3	103 H	James Madison	3 1
						71 H	Col. of Charleston	1 3	103 N	James Madison	0 3
						76 A	Northeastern	0 3	111 N	Illinois St.	1 3
						76 H	Northeastern	2 3	121 A	Towson	1 3
						83 A	Wyoming	0 3	128 A	Ga. Southern	1 3
									137 A	Memphis	1 3
									147 A	VCU	1 3
									147 H	VCU	3 0
									169 H	Troy	2 3
									179 A	Hofstra	3 1
									179 H	Hofstra	3 1
									180 A	Kennesaw St.	3 2
									190 H	Harvard	2 3
									193 N	Idaho St.	0 3
									220 H	George Mason	3 2
									229 N	UALR	3 2
									230 A	UNC Wilmington	3 0
									230 H	UNC Wilmington	3 0
									233 N	Presbyterian	0 3
									240 A	William & Mary	3 2
									240 H	William & Mary	0 3
									259 N	Southeast Mo. St.	3 0
									262 H	Jacksonville St.	3 1
									264 A	Mercer	0 3
									281 N	Alabama A&M	3 0
									287 N	South Carolina St.	3 0
<hr/>											
LAST 10 GAMES											
			103 N	James Madison	0 3	103 H	James Madison	3 1			
			179 H	Hofstra	3 1	220 H	George Mason	3 2			
			76 H	Northeastern	2 3	121 A	Towson	1 3			
			147 A	VCU	1 3	68 A	Delaware	1 3			
			240 A	William & Mary	3 2	230 A	UNC Wilmington	3 0			

Non-Div. I Games:

Georgia St.

Average RPI Win: 245		WON-LOST RECORD		WINNING PCT. RANK		LAST 10 GAMES		STRENGTH OF SCHEDULE		OPP. STRENGTH OF SCHEDULE		TEAM RPI		ADJ RPI		CONF. RPI		ADJ CONF. RPI	
DIV. I ONLY		12- 12		.5 152		3- 7		188		232		186		.46214 190		19		19	
DIV. I NON-CONF.		7- 3		.7 69		0- 0		185		251		123		.52377 122		21		20	
TOTALS		RPI 1-25		RPI 26-50		W-L RECORDS		RPI 51-100		RPI 101-150		RPI 150+							
12- 12		0- 0		0- 0		OVERALL		0- 4		0- 0		12- 8							
7- 5		0- 0		0- 0		HOME		0- 2		0- 0		7- 3							
4- 5		0- 0		0- 0		AWAY		0- 1		0- 0		4- 4							
1- 2		0- 0		0- 0		NEUTRAL		0- 1		0- 0		1- 1							
7- 3		0- 0		0- 0		NON-CONFERENCE		0- 2		0- 0		7- 1							
4- 1		0- 0		0- 0		HOME		0- 1		0- 0		4- 0							
2- 0		0- 0		0- 0		AWAY		0- 0		0- 0		2- 0							
1- 2		0- 0		0- 0		NEUTRAL		0- 1		0- 0		1- 1							
5- 9		0- 0		0- 0		CONFERENCE		0- 2		0- 0		5- 7							
3- 4		0- 0		0- 0		HOME		0- 1		0- 0		3- 3							
2- 5		0- 0		0- 0		AWAY		0- 1		0- 0		2- 4							
0- 0		0- 0		0- 0		NEUTRAL		0- 0		0- 0		0- 0							
RPI	S	Opponent		Score	RPI	S	Opponent		Score	RPI	S	Opponent		Score					
							71 N	Col. of Charleston	2 3			155 A	Princeton	2 3					
							76 H	Northeastern	1 3			155 H	Princeton	1 3					
							88 A	Yale	0 3			160 A	Dartmouth	1 3					
							88 H	Yale	0 3			160 H	Dartmouth	2 3					
												163 A	Columbia	0 3					
												163 H	Columbia	3 0					
												189 A	Georgia St.	3 2					
												192 N	Md.-East. Shore	0 3					
												210 A	Penn	3 2					
												210 H	Penn	3 1					
												238 H	New Hampshire	3 2					
												261 A	Bryant	3 1					
												262 H	Jacksonville St.	3 0					
												266 A	Cornell	2 3					
												266 H	Cornell	1 3					
												268 A	Brown	3 1					
												268 H	Brown	3 1					
												278 H	Holy Cross	3 0					
												278 N	Holy Cross	3 0					
												309 H	Navy	3 0					
LAST 10 GAMES																			
							268 H	Brown	3 1				210 H	Penn	3 1				
							88 H	Yale	0 3				160 A	Dartmouth	1 3				
							266 A	Cornell	2 3				163 H	Columbia	3 0				
							163 A	Columbia	0 3				266 H	Cornell	1 3				
							155 H	Princeton	1 3				88 A	Yale	0 3				

Non-Div. I Games:

Harvard

Md.-East. Shore

Average RPI Win:	179	WON-LOST RECORD	WINNING PCT. RANK	LAST 10 GAMES	STRENGTH OF SCHEDULE	OPP. STRENGTH OF SCHEDULE	TEAM RPI	ADJ RPI	CONF. RPI	ADJ CONF. RPI	
DIV. I ONLY		14- 14	.5 152	4- 6	170	200	171	.45879 193	21	22	
DIV. I NON-CONF.		7- 5	.58333 127	1- 0	79	134	91	.5431 95	18	19	
<hr/>											
TOTALS	RPI 1-25	RPI 26-50		W-L RECORDS	RPI 51-100		RPI 101-150		RPI 150+		
14- 14	0- 0	0- 2		OVERALL	2- 2		2- 1		10- 9		
5- 5	0- 0	0- 0		HOME	0- 1		1- 0		4- 4		
6- 5	0- 0	0- 1		AWAY	2- 0		0- 0		4- 4		
3- 4	0- 0	0- 1		NEUTRAL	0- 1		1- 1		2- 1		
<hr/>											
7- 5	0- 0	0- 2		NON-CONFERENCE	1- 1		2- 1		4- 1		
2- 0	0- 0	0- 0		HOME	0- 0		1- 0		1- 0		
2- 1	0- 0	0- 1		AWAY	1- 0		0- 0		1- 0		
3- 4	0- 0	0- 1		NEUTRAL	0- 1		1- 1		2- 1		
<hr/>											
7- 9	0- 0	0- 0		CONFERENCE	1- 1		0- 0		6- 8		
3- 5	0- 0	0- 0		HOME	0- 1		0- 0		3- 4		
4- 4	0- 0	0- 0		AWAY	1- 0		0- 0		3- 4		
0- 0	0- 0	0- 0		NEUTRAL	0- 0		0- 0		0- 0		
<hr/>											
RPI S	Opponent	Score	RPI S	Opponent	Score	RPI S	Opponent	Score	RPI S	Opponent	Score
			37 A	Missouri	0 3	69 N	Texas St.	0 3	102 H	Utah Valley	3 0
			42 N	North Dakota St.	0 3	83 A	Wyoming	3 1	111 N	Illinois St.	3 2
						99 A	Northern Colo.	3 2	112 N	Syracuse	1 3
						99 H	Northern Colo.	0 3	159 A	Sacramento St.	3 2
									159 H	Sacramento St.	2 3
									173 A	Utah St.	3 2
									176 A	Portland St.	3 1
									176 H	Portland St.	2 3
									189 N	Georgia St.	3 0
									191 A	Northern Ariz.	3 1
									191 H	Northern Ariz.	3 0
									199 A	Eastern Wash.	2 3
									199 H	Eastern Wash.	0 3
									207 A	Montana	2 3
									207 H	Montana	3 1
									211 N	Tulane	0 3
									249 N	Binghamton	3 0
									280 H	CSU Bakersfield	3 0
									289 A	Weber St.	1 3
									289 H	Weber St.	3 1
									304 A	Montana St.	1 3
									304 H	Montana St.	2 3
<hr/>											
			LAST 10 GAMES								
			304 A	Montana St.	1 3	280 H	CSU Bakersfield	3 0			
			207 A	Montana	2 3	289 A	Weber St.	1 3			
			191 H	Northern Ariz.	3 0	176 H	Portland St.	2 3			
			99 H	Northern Colo.	0 3	199 H	Eastern Wash.	0 3			
			159 A	Sacramento St.	3 2	99 A	Northern Colo.	3 2			

Non-Div. I Games:

Idaho St.

Average RPI Win:		206	WON-LOST RECORD		WINNING PCT. RANK		LAST 10 GAMES		STRENGTH OF SCHEDULE		OPP. STRENGTH OF SCHEDULE		TEAM RPI		ADJ RPI		CONF. RPI		ADJ CONF. RPI				
Average RPI Loss:		90																					
DIV. I ONLY			7- 19		.26923 281		3- 7		92		97		202		.45806 194		12		12				
DIV. I NON-CONF.			2- 10		.16667 294		0- 1		64		82		213		.4506 209		10		11				
TOTALS		RPI 1-25		RPI 26-50		W-L RECORDS		RPI 51-100		RPI 101-150		RPI 150+											
7- 19		0- 2		0- 4		OVERALL		0- 6		2- 3		5- 4											
6- 7		0- 0		0- 2		HOME		0- 2		2- 1		4- 2											
1- 10		0- 2		0- 2		AWAY		0- 3		0- 1		1- 2											
0- 2		0- 0		0- 0		NEUTRAL		0- 1		0- 1		0- 0											
2- 10		0- 1		0- 2		NON-CONFERENCE		0- 3		0- 2		2- 2											
2- 3		0- 0		0- 1		HOME		0- 0		0- 1		2- 1											
0- 5		0- 1		0- 1		AWAY		0- 2		0- 0		0- 1											
0- 2		0- 0		0- 0		NEUTRAL		0- 1		0- 1		0- 0											
5- 9		0- 1		0- 2		CONFERENCE		0- 3		2- 1		3- 2											
4- 4		0- 0		0- 1		HOME		0- 2		2- 0		2- 1											
1- 5		0- 1		0- 1		AWAY		0- 1		0- 1		1- 1											
0- 0		0- 0		0- 0		NEUTRAL		0- 0		0- 0		0- 0											
RPI	S	Opponent		Score		RPI	S	Opponent		Score		RPI	S	Opponent		Score							
11	A	Kentucky		0	3	30	A	Louisville		1	3	59	H	Notre Dame		0	3	112	H	Syracuse	3	0	
20	A	Cincinnati		0	3	38	H	Marquette		0	3	62	N	Houston		1	3	121	H	Towson	1	3	
						40	H	Ohio St.		0	3	69	A	Texas St.		0	3	125	H	Pittsburgh	3	2	
						49	A	Baylor		0	3	80	A	UTSA		0	3	126	N	Loyola Marymount	0	3	
												95	H	Seton Hall		1	3	127	A	Georgetown	0	3	
												100	A	Villanova		0	3	154	H	South Fla.	2	3	
																		167	H	Valparaiso	2	3	
																		183	A	Connecticut	1	3	
																		187	A	Marshall	1	3	
																		226	H	Robert Morris	3	1	
																		236	H	Rutgers	3	0	
																		238	H	New Hampshire	3	0	
																		252	A	St. John's (NY)	3	0	
																		255	H	DePaul	3	0	
LAST 10 GAMES																							
						187	A	Marshall		1	3	112	H	Syracuse		3	0						
						154	H	South Fla.		2	3	20	A	Cincinnati		0	3						
						252	A	St. John's (NY)		3	0	30	A	Louisville		1	3						
						183	A	Connecticut		1	3	125	H	Pittsburgh		3	2						
						38	H	Marquette		0	3	59	H	Notre Dame		0	3						

Non-Div. I Games:

West Virginia

Average RPI Win: 193		WON-LOST	WINNING	LAST 10	STRENGTH OF		OPP. STRENGTH	TEAM	ADJ	CONF.	ADJ CONF.
Average RPI Loss: 95		RECORD	PCT. RANK	GAMES	SCHEDULE		OF SCHEDULE	RPI	RPI	RPI	RPI
DIV. I ONLY		9- 23	.28125	276	2- 8		75	101	191	.45687	195
DIV. I NON-CONF.		4- 10	.28571	264	0- 1		66	96	179	.47556	180
TOTALS		RPI 1-25	RPI 26-50		W-L RECORDS		RPI 51-100		RPI 101-150		RPI 150+
9- 23	0- 3	0- 6		OVERALL		1- 6		0- 2		8- 6	
5- 7	0- 1	0- 3		HOME		1- 2		0- 1		4- 0	
3- 10	0- 2	0- 2		AWAY		0- 1		0- 1		3- 4	
1- 6	0- 0	0- 1		NEUTRAL		0- 3		0- 0		1- 2	
4- 10	0- 1	0- 2		NON-CONFERENCE		1- 4		0- 0		3- 3	
1- 2	0- 0	0- 1		HOME		1- 1		0- 0		0- 0	
2- 2	0- 1	0- 0		AWAY		0- 0		0- 0		2- 1	
1- 6	0- 0	0- 1		NEUTRAL		0- 3		0- 0		1- 2	
5- 13	0- 2	0- 4		CONFERENCE		0- 2		0- 2		5- 3	
4- 5	0- 1	0- 2		HOME		0- 1		0- 1		4- 0	
1- 8	0- 1	0- 2		AWAY		0- 1		0- 1		1- 3	
0- 0	0- 0	0- 0		NEUTRAL		0- 0		0- 0		0- 0	
RPI S	Opponent	Score		RPI S	Opponent	Score		RPI S	Opponent	Score	
9 A	UNI	0	3	37 N	Missouri	1	3	74 A	Creighton	0	3
9 H	UNI	1	3	44 A	Wichita St.	0	3	74 H	Creighton	2	3
24 A	Kansas St.	2	3	44 H	Wichita St.	0	3	77 H	IPFW	3	2
				45 A	Missouri St.	0	3	80 N	UTSA	0	3
				45 H	Missouri St.	1	3	83 H	Wyoming	0	3
				46 H	Milwaukee	1	3	84 N	UAB	0	3
								94 N	UC Davis	0	3
			</								

Non-Div. I Games:

Drake

Average RPI Win:	265	WON-LOST RECORD	WINNING PCT. RANK	LAST 10 GAMES	STRENGTH OF SCHEDULE	OPP. STRENGTH OF SCHEDULE	TEAM RPI	ADJ RPI	CONF. RPI	ADJ CONF. RPI								
DIV. I ONLY	15- 15	.5	152	3- 7	223	245	195	.45634	196	18	18							
DIV. I NON-CONF.	10- 3	.76923	43	0- 0	297	297	164	.49284	161	20	21							
<hr/>																		
TOTALS	RPI 1-25	RPI 26-50		W-L RECORDS		RPI 51-100		RPI 101-150		RPI 150+								
15- 15	0- 0	0- 0		OVERALL		1- 6		0- 5		14- 4								
6- 5	0- 0	0- 0		HOME		0- 3		0- 1		6- 1								
4- 8	0- 0	0- 0		AWAY		1- 2		0- 3		3- 3								
5- 2	0- 0	0- 0		NEUTRAL		0- 1		0- 1		5- 0								
10- 3	0- 0	0- 0		NON-CONFERENCE		0- 0		0- 3		10- 0								
3- 0	0- 0	0- 0		HOME		0- 0		0- 0		3- 0								
2- 2	0- 0	0- 0		AWAY		0- 0		0- 2		2- 0								
5- 1	0- 0	0- 0		NEUTRAL		0- 0		0- 1		5- 0								
5- 12	0- 0	0- 0		CONFERENCE		1- 6		0- 2		4- 4								
3- 5	0- 0	0- 0		HOME		0- 3		0- 1		3- 1								
2- 6	0- 0	0- 0		AWAY		1- 2		0- 1		1- 3								
0- 1	0- 0	0- 0		NEUTRAL		0- 1		0- 0		0- 0								
<hr/>																		
RPI S	Opponent	Score	RPI S	Opponent	Score	RPI S	Opponent	Score	RPI S	Opponent	Score							
						61 H	Samford	0	3	103 N	James Madison	1	3					
						61 N	Samford	1	3	113 A	South Carolina	0	3					
						64 A	Furman	0	3	128 A	Ga. Southern	0	3					
						64 H	Furman	1	3	128 H	Ga. Southern	0	3					
						71 A	Col. of Charleston	0	3	149 A	Winthrop	2	3					
						71 H	Col. of Charleston	2	3	175 A	Elon	0	3					
						98 A	Appalachian St.	3	2	203 N	UNC Asheville	3	0					
						223 H	Western Caro.	2	3	230 N	UNC Wilmington	3	2					
						237 A	UNC Greensboro	0	3	254 N	Wright St.	3	0					
						264 N	Mercer	3	0	272 A	Wofford	1	3					
						272 H	Wofford	3	2	276 H	Coastal Caro.	3	0					
						279 H	Chattanooga	3	0	282 A	Citadel	3	0					
						282 H	Citadel	3	0	291 A	High Point	3	0					
						293 N	Gardner-Webb	3	0	302 H	Norfolk St.	3	0					
						318 A	N.C. Central	3	0	324 H	N.C. A&T	3	0					
									LAST 10 GAMES			282 H	Citadel	3	0			
												71 H	Col. of Charleston	2	3			
												279 H	Chattanooga	3	0			
												61 H	Samford	0	3			
												175 A	Elon	0	3			

Non-Div. I Games:

Davidson

Average RPI Win: 245		WON-LOST	WINNING	LAST 10	STRENGTH OF		OPP. STRENGTH	TEAM	ADJ	CONF.	ADJ CONF.		
Average RPI Loss: 139		RECORD	PCT. RANK	GAMES	SCHEDULE		OF SCHEDULE	RPI	RPI	RPI	RPI		
DIV. I ONLY		15- 16	.48387	164	5- 5		214	223	194	.454	197	23	23
DIV. I NON-CONF.		7- 9	.4375	200	0- 1		233	213	220	.4371	224	24	23
TOTALS		RPI 1-25	RPI 26-50		W-L RECORDS		RPI 51-100		RPI 101-150		RPI 150+		
15- 16	0- 0	0- 2		OVERALL		1- 3		0- 5		14- 6			
5- 3	0- 0	0- 0		HOME		1- 0		0- 1		4- 2			
5- 6	0- 0	0- 1		AWAY		0- 1		0- 2		5- 2			
5- 7	0- 0	0- 1		NEUTRAL		0- 2		0- 2		5- 2			
7- 9	0- 0	0- 2		NON-CONFERENCE		0- 2		0- 2		7- 3			
1- 0	0- 0	0- 0		HOME		0- 0		0- 0		1- 0			
2- 3	0- 0	0- 1		AWAY		0- 0		0- 1		2- 1			
4- 6	0- 0	0- 1		NEUTRAL		0- 2		0- 1		4- 2			
8- 7	0- 0	0- 0		CONFERENCE		1- 1		0- 3		7- 3			
4- 3	0- 0	0- 0		HOME		1- 0		0- 1		3- 2			
3- 3	0- 0	0- 0		AWAY		0- 1		0- 1		3- 1			
1- 1	0- 0	0- 0		NEUTRAL		0- 0		0- 1		1- 0			
RPI S	Opponent	Score	RPI S	Opponent	Score	RPI S	Opponent	Score	RPI S	Opponent	Score		
			37 N	Missouri	0 3	90 A	Lipscomb	0 3	103 A	James Madison	0 3		
			48 A	Middle Tenn.	0 3	90 H	Lipscomb	3 2	124 A	Belmont	1 3		
						93 N	FIU	1 3	124 H	Belmont	0 3		
						98 N	Appalachian St.	1 3	124 N	Belmont	2 3		
									127 N	Georgetown	2 3		
									152 A	Fla. Gulf Coast	1 3		
									180 A	Kennesaw St.	3 2		
									180 H	Kennesaw St.	0 3		
									180 N	Kennesaw St.	3 2		
									184 N	Evansville	1 3		
									203 N	UNC Asheville	3 0		
									217 H	North Florida	3 1		
									233 A	Presbyterian	2 3		
									237 A	UNC Greensboro	3 1		
									242 H	Jacksonville	1 3		
									258 N	Austin Peay	1 3		
									264 H	Mercer	3 1		
									272 H	Wofford	3 2		
									276 N	Coastal Caro.	3 2		
									279 A	Chattanooga	3 0		
									284 A	S.C. Upstate	3 1		
									284 H	S.C. Upstate	3 0		
									294 A	Stetson	3 1		
									298 N	Tennessee Tech	3 1		
									324 N	N.C. A&T	3 0		
LAST 10 GAMES			124 N	Belmont	2 3	180 A	Kennesaw St.	3 2	294 A	Stetson	3 1		
			180 N	Kennesaw St.	3 2	180 H	Kennesaw St.	0 3	298 N	Tennessee Tech	3 1		
			124 H	Belmont	0 3	264 H	Mercer	3 1	324 N	N.C. A&T	3 0		
			90 H	Lipscomb	3 2	233 A	Presbyterian	2 3					
			284 A	S.C. Upstate	3 1	152 A	Fla. Gulf Coast	1 3					

Non-Div. I Games:

East Tenn. St.

Average RPI Win: 175		WON-LOST RECORD		WINNING PCT. RANK		LAST 10 GAMES		STRENGTH OF SCHEDULE		OPP. STRENGTH OF SCHEDULE		TEAM RPI		ADJ RPI		CONF. RPI		ADJ CONF. RPI			
Average RPI Loss: 96																					
DIV. I ONLY		8- 19		.2963 272		2- 8		120		92		208		.45285 198		6		6			
DIV. I NON-CONF.		6- 5		.54545 146		0- 0		189		164		162		.48699 165		6		6			
TOTALS		RPI 1-25		RPI 26-50		W-L RECORDS		RPI 51-100		RPI 101-150		RPI 150+									
8- 19		0- 2		0- 3		OVERALL		1- 6		2- 5		5- 3									
3- 9		0- 1		0- 2		HOME		0- 3		1- 2		2- 1									
1- 10		0- 1		0- 1		AWAY		1- 3		0- 3		0- 2									
4- 0		0- 0		0- 0		NEUTRAL		0- 0		1- 0		3- 0									
6- 5		0- 0		0- 1		NON-CONFERENCE		0- 1		2- 1		4- 2									
2- 2		0- 0		0- 1		HOME		0- 0		1- 0		1- 1									
0- 3		0- 0		0- 0		AWAY		0- 1		0- 1		0- 1									
4- 0		0- 0		0- 0		NEUTRAL		0- 0		1- 0		3- 0									
2- 14		0- 2		0- 2		CONFERENCE		1- 5		0- 4		1- 1									
1- 7		0- 1		0- 1		HOME		0- 3		0- 2		1- 0									
1- 7		0- 1		0- 1		AWAY		1- 2		0- 2		0- 1									
0- 0		0- 0		0- 0		NEUTRAL		0- 0		0- 0		0- 0									
RPI	S	Opponent		Score		RPI	S	Opponent		Score		RPI	S	Opponent		Score					
15	A	Pepperdine		0 3		26	A	San Diego		1 3		55	A	St. Mary's (CA)		0 3		106	H	Oregon St.	3 2
15	H	Pepperdine		1 3		26	H	San Diego		1 3		55	H	St. Mary's (CA)		0 3		118	A	Santa Clara	0 3
						31	H	Washington		0 3		57	A	BYU		3 1		118	H	Santa Clara	1 3
												57	H	BYU		1 3		126	A	Loyola Marymount	2 3
												83	A	Wyoming		0 3		126	H	Loyola Marymount	1 3
												89	A	San Francisco		0 3		141	A	Indiana	1 3
												89	H	San Francisco		0 3		146	N	Niagara	3 0
																		158	H	Boise St.	1 3
																		174	N	South Dakota	3 1
																		176	H	Portland St.	3 2
																		209	A	Portland	2 3
																		209	H	Portland	3 2
																		255	N	DePaul	3 0
																		275	N	Eastern Ill.	3 2
																		283	A	Seattle	2 3
						LAST 10 GAMES															
						57	A	BYU		3 1		126	A	Loyola Marymount		2 3					
						89	A	San Francisco		0 3		15	A	Pepperdine		0 3					
						118	A	Santa Clara		0 3		209	A	Portland		2 3					
						55	H	St. Mary's (CA)		0 3		57	H	BYU		1 3					
						26	H	San Diego		1 3		209	H	Portland		3 2					

Non-Div. I Games:

Gonzaga

Average RPI Win: 226		WON-LOST RECORD		WINNING PCT. RANK		LAST 10 GAMES		STRENGTH OF SCHEDULE		OPP. STRENGTH OF SCHEDULE		TEAM RPI		ADJ RPI		CONF. RPI		ADJ CONF. RPI	
DIV. I ONLY		13- 15		.46429 179		5- 5		230		185		204		.45071 199		21		22	
DIV. I NON-CONF.		4- 7		.36364 235		0- 0		237		107		241		.43407 228		18		19	
TOTALS		RPI 1-25		RPI 26-50		W-L RECORDS		RPI 51-100		RPI 101-150		RPI 150+							
13- 15		0- 0		0- 0		OVERALL		0- 4		0- 5		13- 6							
5- 5		0- 0		0- 0		HOME		0- 1		0- 1		5- 3							
5- 6		0- 0		0- 0		AWAY		0- 2		0- 1		5- 3							
3- 4		0- 0		0- 0		NEUTRAL		0- 1		0- 3		3- 0							
4- 7		0- 0		0- 0		NON-CONFERENCE		0- 1		0- 5		4- 1							
1- 1		0- 0		0- 0		HOME		0- 0		0- 1		1- 0							
0- 3		0- 0		0- 0		AWAY		0- 1		0- 1		0- 1							
3- 3		0- 0		0- 0		NEUTRAL		0- 0		0- 3		3- 0							
9- 8		0- 0		0- 0		CONFERENCE		0- 3		0- 0		9- 5							
4- 4		0- 0		0- 0		HOME		0- 1		0- 0		4- 3							
5- 3		0- 0		0- 0		AWAY		0- 1		0- 0		5- 2							
0- 1		0- 0		0- 0		NEUTRAL		0- 1		0- 0		0- 0							
RPI	S	Opponent	Score	RPI	S	Opponent	Score	RPI	S	Opponent	Score	RPI	S	Opponent	Score				
								51	A	Arizona	0 3	105	H	Idaho	0 3				
								99	A	Northern Colo.	0 3	118	N	Santa Clara	0 3				
								99	H	Northern Colo.	1 3	122	N	Cal St. Northridge	2 3				
								99	N	Northern Colo.	0 3	134	N	Cal St. Fullerton	0 3				
												144	A	UNLV	1 3				
												156	N	Washington St.	3 2				
												158	H	Boise St.	3 2				
												159	A	Sacramento St.	0 3				
												159	H	Sacramento St.	2 3				
												176	A	Portland St.	0 3				
												176	H	Portland St.	1 3				
												191	A	Northern Ariz.	3 2				
												191	H	Northern Ariz.	2 3				
												193	A	Idaho St.	3 0				
												193	H	Idaho St.	3 2				
												207	A	Montana	3 2				
												207	H	Montana	3 2				
												218	N	Southern Utah	3 2				
												233	N	Presbyterian	3 1				
												283	A	Seattle	0 3				
												289	A	Weber St.	3 1				
												289	H	Weber St.	3 0				
												304	A	Montana St.	3 2				
												304	H	Montana St.	3 1				
LAST 10 GAMES																			
				99	N	Northern Colo.	0 3	304	H	Montana St.	3 1								
				159	H	Sacramento St.	2 3	207	H	Montana	3 2								
				176	H	Portland St.	1 3	289	A	Weber St.	3 1								
				99	A	Northern Colo.	0 3	193	A	Idaho St.	3 0								
				191	A	Northern Ariz.	3 2	176	A	Portland St.	0 3								

Non-Div. I Games:

Eastern Wash.

Average RPI Win:	269	WON-LOST RECORD	WINNING PCT. RANK	LAST 10 GAMES	STRENGTH OF SCHEDULE	OPP. STRENGTH OF SCHEDULE	TEAM RPI	ADJ RPI	CONF. RPI	ADJ CONF. RPI	
Average RPI Loss:	116										
DIV. I ONLY	12- 18	.4	215	3- 7	185	219	216	.44804	200	26	26
DIV. I NON-CONF.	4- 11	.26667	268	0- 1	164	109	236	.43471	225	28	28
<hr/>											
TOTALS	RPI 1-25	RPI 26-50		W-L RECORDS	RPI 51-100		RPI 101-150		RPI 150+		
12- 18	0- 0	0- 0		OVERALL	0- 12		0- 3		12- 3		
7- 5	0- 0	0- 0		HOME	0- 4		0- 0		7- 1		
3- 9	0- 0	0- 0		AWAY	0- 6		0- 1		3- 2		
2- 4	0- 0	0- 0		NEUTRAL	0- 2		0- 2		2- 0		
<hr/>											
4- 11	0- 0	0- 0		NON-CONFERENCE	0- 7		0- 3		4- 1		
2- 3	0- 0	0- 0		HOME	0- 2		0- 0		2- 1		
0- 4	0- 0	0- 0		AWAY	0- 3		0- 1		0- 0		
2- 4	0- 0	0- 0		NEUTRAL	0- 2		0- 2		2- 0		
<hr/>											
8- 7	0- 0	0- 0		CONFERENCE	0- 5		0- 0		8- 2		
5- 2	0- 0	0- 0		HOME	0- 2		0- 0		5- 0		
3- 5	0- 0	0- 0		AWAY	0- 3		0- 0		3- 2		
0- 0	0- 0	0- 0		NEUTRAL	0- 0		0- 0		0- 0		
<hr/>											
RPI S	Opponent	Score	RPI S	Opponent	Score	RPI S	Opponent	Score	RPI S	Opponent	Score
						56 N	TCU	1 3	112 A	Syracuse	0 3
						60 N	New Mexico St.	1 3	133 N	Duquesne	1 3
						78 A	Northwestern	0 3	139 N	Utah	0 3
						85 H	Albany (NY)	0 3	178 A	Lehigh	2 3
						88 A	Yale	0 3	178 H	Lehigh	3 0
						91 A	Army	2 3	204 N	Boston College	3 0
						91 H	Army	2 3	214 H	Buffalo	2 3
						95 H	Seton Hall	1 3	214 H	Buffalo	3 1
						97 A	American	1 3	266 H	Cornell	3 1
						97 A	American	1 3	278 A	Holy Cross	1 3
						97 H	American	1 3	278 H	Holy Cross	3 1
						100 A	Villanova	0 3	288 A	Bucknell	3 0
									288 H	Bucknell	3 1
									290 N	Loyola Maryland	3 0
									303 A	Lafayette	3 0
									303 H	Lafayette	3 0
									309 A	Navy	3 1
									309 H	Navy	3 0
<hr/>											
			LAST 10 GAMES								
			97 A	American	1 3	288 A	Bucknell	3 0			
			278 A	Holy Cross	1 3	309 H	Navy	3 0			
			91 A	Army	2 3	97 H	American	1 3			
			178 A	Lehigh	2 3	85 H	Albany (NY)	0 3			
			303 A	Lafayette	3 0	91 H	Army	2 3			

Non-Div. I Games:

Colgate

Average RPI Win:		246	WON-LOST RECORD		WINNING PCT. RANK		LAST 10 GAMES		STRENGTH OF SCHEDULE		OPP. STRENGTH OF SCHEDULE		TEAM RPI		ADJ RPI		CONF. RPI		ADJ CONF. RPI	
Average RPI Loss:		121																		
DIV. I ONLY			12- 19		.3871 224		5- 5		156		202		206		.44523 201		20		20	
DIV. I NON-CONF.			4- 10		.28571 264		0- 0		149		216		235		.42923 233		19		18	
TOTALS		RPI 1-25		RPI 26-50		W-L RECORDS		RPI 51-100		RPI 101-150		RPI 150+								
12- 19		0- 1		0- 2		OVERALL		0- 5		1- 5		11- 6								
8- 3		0- 0		0- 0		HOME		0- 2		1- 1		7- 0								
2- 10		0- 1		0- 1		AWAY		0- 2		0- 2		2- 4								
2- 6		0- 0		0- 1		NEUTRAL		0- 1		0- 2		2- 2								
4- 10		0- 1		0- 2		NON-CONFERENCE		0- 1		0- 3		4- 3								
2- 1		0- 0		0- 0		HOME		0- 0		0- 1		2- 0								
0- 4		0- 1		0- 1		AWAY		0- 0		0- 1		0- 1								
2- 5		0- 0		0- 1		NEUTRAL		0- 1		0- 1		2- 2								
8- 9		0- 0		0- 0		CONFERENCE		0- 4		1- 2		7- 3								
6- 2		0- 0		0- 0		HOME		0- 2		1- 0		5- 0								
2- 6		0- 0		0- 0		AWAY		0- 2		0- 1		2- 3								
0- 1		0- 0		0- 0		NEUTRAL		0- 0		0- 1		0- 0								
RPI	S	Opponent		Score		RPI	S	Opponent		Score		RPI	S	Opponent		Score				
25	A	Tulsa		0 3		32	A	California		0 3		69	A	Texas St.		1 3				
						42	N	North Dakota St.		0 3		69	H	Texas St.		0 3				
												80	A	UTSA		1 3				
												80	H	UTSA		0 3				
												94	N	UC Davis		0 3				
								</												

Non-Div. I Games:

Texas-Arlington

Average RPI Win:	257	WON-LOST	WINNING	LAST 10	STRENGTH OF	OPP. STRENGTH	TEAM	ADJ	CONF.	ADJ CONF.					
Average RPI Loss:	176	RECORD	PCT. RANK	GAMES	SCHEDULE	OF SCHEDULE	RPI	RPI	RPI	RPI					
DIV. I ONLY	19- 14	.57576	120	5- 5	265	260	190	.44517	202	27	28				
DIV. I NON-CONF.	5- 5	.5	161	0- 0	241	223	208	.4514	206	26	25				
<hr/>															
TOTALS	RPI 1-25	RPI 26-50		W-L RECORDS		RPI 51-100		RPI 101-150		RPI 150+					
19- 14	0- 0	0- 0		OVERALL		0- 4		1- 2		18- 8					
8- 5	0- 0	0- 0		HOME		0- 2		0- 1		8- 2					
6- 8	0- 0	0- 0		AWAY		0- 2		1- 0		5- 6					
5- 1	0- 0	0- 0		NEUTRAL		0- 0		0- 1		5- 0					
<hr/>															
5- 5	0- 0	0- 0		NON-CONFERENCE		0- 1		1- 2		4- 2					
0- 3	0- 0	0- 0		HOME		0- 1		0- 1		0- 1					
2- 1	0- 0	0- 0		AWAY		0- 0		1- 0		1- 1					
3- 1	0- 0	0- 0		NEUTRAL		0- 0		0- 1		3- 0					
<hr/>															
14- 9	0- 0	0- 0		CONFERENCE		0- 3		0- 0		14- 6					
8- 2	0- 0	0- 0		HOME		0- 1		0- 0		8- 1					
4- 7	0- 0	0- 0		AWAY		0- 2		0- 0		4- 5					
2- 0	0- 0	0- 0		NEUTRAL		0- 0		0- 0		2- 0					
<hr/>															
RPI S	Opponent	Score	RPI S	Opponent	Score	RPI S	Opponent	Score	RPI S	Opponent	Score				
						84 H	UAB	1 3	111 H	Illinois St.	0 3				
						86 A	Morehead St.	0 3	124 N	Belmont	2 3				
						86 A	Morehead St.	0 3	130 A	Mississippi St.	3 1				
						86 H	Morehead St.	1 3	162 H	Stephen F. Austin	1 3				
									181 A	Tennessee St.	1 3				
									181 H	Tennessee St.	3 2				
									181 N	Tennessee St.	3 1				
									212 A	UMKC	0 3				
									228 N	Southern Ill.	3 2				
									251 A	Eastern Ky.	1 3				
									251 H	Eastern Ky.	3 0				
									258 A	Austin Peay	3 1				
									258 H	Austin Peay	2 3				
									259 A	Southeast Mo. St.	1 3				
									259 H	Southeast Mo. St.	3 1				
									262 A	Jacksonville St.	3 1				
									262 H	Jacksonville St.	3 2				
									262 N	Jacksonville St.	3 2				
									275 A	Eastern Ill.	1 3				
									275 H	Eastern Ill.	3 0				
						277 A	SIU Edwardsville	3 1	277 H	SIU Edwardsville	3 1				
						86 A	Morehead St.	0 3	181 H	Tennessee St.	3 2	281 A	Alabama A&M	3 1	
						181 N	Tennessee St.	3 1	258 H	Austin Peay	2 3	286 A	Murray St.	2 3	
						262 N	Jacksonville St.	3 2	259 A	Southeast Mo. St.	1 3	286 H	Murray St.	3 1	
						275 A	Eastern Ill.	1 3	286 A	Murray St.	2 3	298 A	Tennessee Tech	3 1	
						277 A	SIU Edwardsville	3 1	251 H	Eastern Ky.	3 0	298 H	Tennessee Tech	3 1	
						<hr/>									

Non-Div. I Games:

UT Martin

RPI	S	Opponent	Score	
304	N	Montana St.	3	0
311	N	Southeastern La.	3	0

UT Martin

U
T
M
a
r
t
i
n

U
T
M
a
r
t
i
n

Average RPI Win:		259	WON-LOST RECORD		WINNING PCT. RANK		LAST 10 GAMES		STRENGTH OF SCHEDULE		OPP. STRENGTH OF SCHEDULE		TEAM RPI		ADJ RPI		CONF. RPI		ADJ CONF. RPI	
Average RPI Loss:		168																		
DIV. I ONLY			15- 14		.51724		147		5- 5		246		259		201		.445		203	
DIV. I NON-CONF.			6- 6		.5		161		0- 0		227		212		197		.45654		200	
TOTALS		RPI 1-25		RPI 26-50		W-L RECORDS		RPI 51-100		RPI 101-150		RPI 150+								
15- 14		0- 0		0- 0		OVERALL		0- 2		0- 6		15- 6								
5- 3		0- 0		0- 0		HOME		0- 0		0- 2		5- 1								
5- 7		0- 0		0- 0		AWAY		0- 1		0- 3		5- 3								
5- 4		0- 0		0- 0		NEUTRAL		0- 1		0- 1		5- 2								
6- 6		0- 0		0- 0		NON-CONFERENCE		0- 2		0- 1		6- 3								
1- 0		0- 0		0- 0		HOME		0- 0		0- 0		1- 0								
2- 3		0- 0		0- 0		AWAY		0- 1		0- 1		2- 1								
3- 3		0- 0		0- 0		NEUTRAL		0- 1		0- 0		3- 2								
9- 8		0- 0		0- 0		CONFERENCE		0- 0		0- 5		9- 3								
4- 3		0- 0		0- 0		HOME		0- 0		0- 2		4- 1								
3- 4		0- 0		0- 0		AWAY		0- 0		0- 2		3- 2								
2- 1		0- 0		0- 0		NEUTRAL		0- 0		0- 1		2- 0								
RPI	S	Opponent		Score	RPI	S	Opponent		Score	RPI	S	Opponent		Score	RPI	S	Opponent		Score	
										61	A	Samford		0	3		113	A	South Carolina	
										84	N	UAB		0	3		145	A	Liberty	
																	145	H	Liberty	
																	145	N	Liberty	
																	149	A	Winthrop	
																	149	H	Winthrop	
																	169	N	Troy	
																	175	N	Elon	
																	196	N	Davidson	
																	197	N	East Tenn. St.	
																	223	A	Western Caro.	
																	223	H	Western Caro.	
																	224	A	Radford	
																	224	H	Radford	
																	233	A	Presbyterian	
																	233	H	Presbyterian	
																	250	H	Campbell	
																	250	N	Campbell	
																	276	A	Coastal Caro.	
																	279	A	Chattanooga	
																	291	H	High Point	
																	293	A	Gardner-Webb	
																	293	H	Gardner-Webb	
																	293	N	Gardner-Webb	
																	298	N	Tennessee Tech	
																	307	A	Charleston So.	
																	318	A	N.C. Central	
				LAST 10 GAMES																
							145 N Liberty		0	3								149 A Winthrop		
							250 N Campbell		3	0								291 H High Point		
							145 H Liberty		2	3								250 H Campbell		
							224 H Radford		2	3								307 A Charleston So.		
							233 A Presbyterian		1	3								276 A Coastal Caro.		

Non-Div. I Games:

UNC Asheville

Average RPI Win:		165	WON-LOST RECORD		WINNING PCT. RANK	LAST 10 GAMES	STRENGTH OF SCHEDULE		OPP. STRENGTH OF SCHEDULE	TEAM RPI	ADJ RPI	CONF. RPI	ADJ CONF. RPI
Average RPI Loss:		85											
DIV. I ONLY			7- 24		.22581 292	0- 10	100		61	221	.44422 204	5	5
DIV. I NON-CONF.			4- 7		.36364 235	0- 0	89		97	173	.48683 167	5	5
TOTALS		RPI 1-25	RPI 26-50		W-L RECORDS		RPI 51-100		RPI 101-150		RPI 150+		
7- 24	0- 3		0- 4		OVERALL		1- 9		1- 3		5- 5		
2- 9	0- 2		0- 2		HOME		1- 2		0- 1		1- 2		
2- 11	0- 1		0- 2		AWAY		0- 5		0- 1		2- 2		
3- 4	0- 0		0- 0		NEUTRAL		0- 2		1- 1		2- 1		
4- 7	0- 1		0- 0		NON-CONFERENCE		0- 4		1- 1		3- 1		
0- 0	0- 0		0- 0		HOME		0- 0		0- 0		0- 0		
1- 3	0- 1		0- 0		AWAY		0- 2		0- 0		1- 0		
3- 4	0- 0		0- 0		NEUTRAL		0- 2		1- 1		2- 1		
3- 17	0- 2		0- 4		CONFERENCE		1- 5		0- 2		2- 4		
2- 9	0- 2		0- 2		HOME		1- 2		0- 1		1- 2		
1- 8	0- 0		0- 2		AWAY		0- 3		0- 1		1- 2		
0- 0	0- 0		0- 0		NEUTRAL		0- 0		0- 0		0- 0		
RPI S Opponent	Score		RPI S Opponent	Score		RPI S Opponent	Score		RPI S Opponent	Score			
7 H Florida St.	0	3	28 A North Carolina	0	3	54 A Clemson	1	3	110 A North Carolina St.	1	3		
16 A Florida	0	3	28 H North Carolina	0	3	54 H Clemson	1	3	110 H North Carolina St.	0	3		
18 H Miami (FL)	1	3	43 A Duke	0	3	56 N TCU	0	3	120 N Auburn	0	3		
			43 H Duke	1	3	57 N Wisconsin	0	3	139 N Utah	3	1		
						65 A Virginia Tech	0	3	163 N Columbia	3	2		
						65 H Virginia Tech	3	0	168 A Maryland	0	3		
						81 A Georgia Tech	0	3	168 H Maryland	0	3		
						81 H Georgia Tech	1	3	171 A Wake Forest	3	0		
						88 A Yale	1	3	171 H Wake Forest	1	3		
						95 A Seton Hall	2	3	172 A Virginia	0	3		
									172 H Virginia	3	1		
									200 N Colgate	0	3		
									206 A Rhode Island	3	0		
									239 N NJIT	3	0		
			LAST 10 GAMES										
			168 A Maryland	0	3	54 H Clemson	1	3					
			43 H Duke	1	3	81 H Georgia Tech	1	3					
			171 H Wake Forest	1	3	110 A North Carolina St.	1	3					
			65 A Virginia Tech	0	3	28 A North Carolina	0	3					
			172 A Virginia	0	3	7 H Florida St.	0	3					

Non-Div. I Games:

Boston College

Average RPI Win: 273		WON-LOST RECORD		WINNING PCT. RANK		LAST 10 GAMES		STRENGTH OF SCHEDULE		OPP. STRENGTH OF SCHEDULE		TEAM RPI		ADJ RPI		CONF. RPI		ADJ CONF. RPI	
DIV. I ONLY		16- 12		.57143 124		5- 5		277		275		197		.44381 205		25		25	
DIV. I NON-CONF.		10- 5		.66667 78		0- 0		283		286		180		.47273 185		25		26	
TOTALS		RPI 1-25		RPI 26-50		W-L RECORDS		RPI 51-100		RPI 101-150		RPI 150+							
16- 12		0- 0		0- 2		OVERALL		0- 3		0- 1		16- 6							
7- 4		0- 0		0- 0		HOME		0- 1		0- 1		7- 2							
4- 7		0- 0		0- 1		AWAY		0- 2		0- 0		4- 4							
5- 1		0- 0		0- 1		NEUTRAL		0- 0		0- 0		5- 0							
10- 5		0- 0		0- 2		NON-CONFERENCE		0- 0		0- 1		10- 2							
3- 2		0- 0		0- 0		HOME		0- 0		0- 1		3- 1							
2- 2		0- 0		0- 1		AWAY		0- 0		0- 0		2- 1							
5- 1		0- 0		0- 1		NEUTRAL		0- 0		0- 0		5- 0							
6- 7		0- 0		0- 0		CONFERENCE		0- 3		0- 0		6- 4							
4- 2		0- 0		0- 0		HOME		0- 1		0- 0		4- 1							
2- 5		0- 0		0- 0		AWAY		0- 2		0- 0		2- 3							
0- 0		0- 0		0- 0		NEUTRAL		0- 0		0- 0		0- 0							
RPI	S	Opponent		Score		RPI	S	Opponent		Score		RPI	S	Opponent		Score			
				31	N	Washington	0	3	85	A	Albany (NY)	0	3	121	H	Towson	0	3	
				41	A	Long Beach St.	0	3	85	A	Albany (NY)	0	3	188	A	UC Riverside	3	1	
									85	H	Albany (NY)	2	3	206	N	Rhode Island	3	1	
														210	A	Penn	1	3	
														225	A	Stony Brook	2	3	
														225	H	Stony Brook	2	3	
														238	A	New Hampshire	1	3	
														238	H	New Hampshire	3	0	
														240	N	William & Mary	3	0	
														247	H	Fairleigh Dickinson	2	3	
														249	A	Binghamton	3	1	
														249	H	Binghamton	3	0	
														270	A	Hartford	2	3	
														270	H	Hartford	3	1	
														290	N	Loyola Maryland	3	0	
														295	A	Morgan St.	3	0	
														297	N	Prairie View	3	0	
														300	H	Youngstown St.	3	1	
														302	H	Norfolk St.	3	0	
														305	A	Providence	3	2	
														305	H	Providence	3	0	
														309	H	Navy	3	0	
														321	N	Coppin St.	3	0	
LAST 10 GAMES																			
				85	A	Albany (NY)	0	3	85	A	Albany (NY)	0	3						
				305	A	Providence	3	2	225	A	Stony Brook	2	3						
				270	H	Hartford	3	1	305	H	Providence	3	0						
				238	H	New Hampshire	3	0	238	A	New Hampshire	1	3						
				249	A	Binghamton	3	1	270	A	Hartford	2	3						

Non-Div. I Games:

UMBC

Average RPI Win: 225		WON-LOST RECORD		WINNING PCT. RANK		LAST 10 GAMES		STRENGTH OF SCHEDULE		OPP. STRENGTH OF SCHEDULE		TEAM RPI		ADJ RPI		CONF. RPI		ADJ CONF. RPI	
Average RPI Loss: 146																			
DIV. I ONLY		15- 15		.5 152		4- 6		245		204		198		.44341 206		17		17	
DIV. I NON-CONF.		8- 6		.57143 134		0- 0		278		245		198		.45064 207		17		17	
TOTALS		RPI 1-25		RPI 26-50		W-L RECORDS		RPI 51-100		RPI 101-150		RPI 150+							
15- 15		0- 0		0- 1		OVERALL		1- 4		2- 3		12- 7							
7- 6		0- 0		0- 1		HOME		1- 2		2- 0		4- 3							
3- 7		0- 0		0- 0		AWAY		0- 1		0- 3		3- 3							
5- 2		0- 0		0- 0		NEUTRAL		0- 1		0- 0		5- 1							
8- 6		0- 0		0- 0		NON-CONFERENCE		0- 1		0- 1		8- 4							
2- 3		0- 0		0- 0		HOME		0- 1		0- 0		2- 2							
1- 2		0- 0		0- 0		AWAY		0- 0		0- 1		1- 1							
5- 1		0- 0		0- 0		NEUTRAL		0- 0		0- 0		5- 1							
7- 9		0- 0		0- 1		CONFERENCE		1- 3		2- 2		4- 3							
5- 3		0- 0		0- 1		HOME		1- 1		2- 0		2- 1							
2- 5		0- 0		0- 0		AWAY		0- 1		0- 2		2- 2							
0- 1		0- 0		0- 0		NEUTRAL		0- 1		0- 0		0- 0							
RPI S	Opponent	Score		RPI S	Opponent	Score		RPI S	Opponent	Score		RPI S	Opponent	Score					
				34 H Dayton	0 3			57 H Wisconsin	0 3			116 A George Washington	2 3						
								72 A Xavier	0 3			116 H George Washington	3 1						
								72 H Xavier	3 1			125 A Pittsburgh	1 3						
								82 H Saint Louis	2 3			133 A Duquesne	0 3						
								82 N Saint Louis	2 3			133 H Duquesne	3 0						
												157 A Charlotte	3 1						
												157 H Charlotte	2 3						
												163 H Columbia	2 3						
												204 H Boston College	0 3						
												205 N UMBC	1 3						
												210 A Penn	0 3						
												213 N Kent St.	3 2						
												225 A Stony Brook	3 2						
												240 N William & Mary	3 1						
												246 A Temple	0 3						
												246 H Temple	3 1						
												251 N Eastern Ky.	3 2						
												268 H Brown	3 1						
												269 N Iona	3 1						
												273 A Fordham	3 1						
												296 N Saint Francis (PA)	3 0						
												305 H Providence	3 0						
												308 A La Salle	2 3						
												308 H La Salle	3 0						
LAST 10 GAMES																			
				82 N Saint Louis	2 3			72 A Xavier	0 3			308 A La Salle	2 3						
				157 H Charlotte	2 3			133 A Duquesne	0 3			308 H La Salle	3 0						
				116 H George Washington	3 1			72 H Xavier	3 1										
				246 H Temple	3 1			34 H Dayton	0 3										
				308 H La Salle	3 0			116 A George Washington	2 3										

Non-Div. I Games:

Rhode Island

Average RPI Win:	227	WON-LOST RECORD	WINNING PCT. RANK	LAST 10 GAMES	STRENGTH OF SCHEDULE	OPP. STRENGTH OF SCHEDULE	TEAM RPI	ADJ RPI	CONF. RPI	ADJ CONF. RPI					
DIV. I ONLY		11- 13	.45833	184	6- 4	210	210	200	.44247	207	21	22			
DIV. I NON-CONF.		3- 5	.375	229	0- 0	161	147	201	.46081	196	18	19			
<hr/>															
TOTALS	RPI 1-25	RPI 26-50			W-L RECORDS		RPI 51-100		RPI 101-150		RPI 150+				
11- 13	0- 0	0- 0			OVERALL		1- 2		0- 3		10- 8				
6- 5	0- 0	0- 0			HOME		1- 0		0- 2		5- 3				
2- 7	0- 0	0- 0			AWAY		0- 2		0- 0		2- 5				
3- 1	0- 0	0- 0			NEUTRAL		0- 0		0- 1		3- 0				
<hr/>															
3- 5	0- 0	0- 0			NON-CONFERENCE		0- 1		0- 3		3- 1				
0- 3	0- 0	0- 0			HOME		0- 0		0- 2		0- 1				
0- 1	0- 0	0- 0			AWAY		0- 1		0- 0		0- 0				
3- 1	0- 0	0- 0			NEUTRAL		0- 0		0- 1		3- 0				
<hr/>															
8- 8	0- 0	0- 0			CONFERENCE		1- 1		0- 0		7- 7				
6- 2	0- 0	0- 0			HOME		1- 0		0- 0		5- 2				
2- 6	0- 0	0- 0			AWAY		0- 1		0- 0		2- 5				
0- 0	0- 0	0- 0			NEUTRAL		0- 0		0- 0		0- 0				
<hr/>															
RPI	S	Opponent	Score	RPI	S	Opponent	Score	RPI	S	Opponent	Score				
				52 A North Dakota				0	3	105 H Idaho				0	3
				99 A Northern Colo.				0	3	113 N South Carolina				0	3
				99 H Northern Colo.				3	2	134 H Cal St. Fullerton				1	3
								159 A Sacramento St.				0	3		
								159 H Sacramento St.				3	1		
								174 H South Dakota				0	3		
								176 A Portland St.				1	3		
								176 H Portland St.				2	3		
								191 A Northern Ariz.				1	3		
								191 H Northern Ariz.				3	1		
								193 A Idaho St.				1	3		
								193 H Idaho St.				3	2		
								199 A Eastern Wash.				2	3		
								199 H Eastern Wash.				2	3		
								218 N Southern Utah				3	2		
								221 N Green Bay				3	2		
								225 N Stony Brook				3	1		
								289 A Weber St.				3	1		
								289 H Weber St.				3	1		
								304 A Montana St.				3	0		
				304 H Montana St.				3	2						
<hr/>															
				LAST 10 GAMES											
				289 H Weber St.				3	1	199 A Eastern Wash.				2	3
				193 H Idaho St.				3	2	99 H Northern Colo.				3	2
				159 A Sacramento St.				0	3	191 H Northern Ariz.				3	1
				304 H Montana St.				3	2	159 H Sacramento St.				3	1
				176 A Portland St.				1	3	193 A Idaho St.				1	3

Non-Div. I Games:

Montana

Average RPI Win:	233	WON-LOST	WINNING	LAST 10	STRENGTH OF	OPP. STRENGTH	TEAM	ADJ	CONF.	ADJ CONF.		
Average RPI Loss:	115	RECORD	PCT. RANK	GAMES	SCHEDULE	OF SCHEDULE	RPI	RPI	RPI	RPI		
DIV. I ONLY		14- 17	.45161	185	4- 6	242	156	212	.44168	208	10	10
DIV. I NON-CONF.		8- 4	.66667	78	0- 1	323	307	239	.42877	236	11	10
<hr/>												
TOTALS	RPI 1-25	RPI 26-50		W-L RECORDS		RPI 51-100		RPI 101-150		RPI 150+		
14- 17	0- 2	0- 5		OVERALL		0- 2		1- 3		13- 5		
8- 9	0- 1	0- 2		HOME		0- 1		1- 2		7- 3		
4- 7	0- 1	0- 2		AWAY		0- 1		0- 1		4- 2		
2- 1	0- 0	0- 1		NEUTRAL		0- 0		0- 0		2- 0		
<hr/>												
8- 4	0- 0	0- 0		NON-CONFERENCE		0- 0		0- 2		8- 2		
4- 4	0- 0	0- 0		HOME		0- 0		0- 2		4- 2		
2- 0	0- 0	0- 0		AWAY		0- 0		0- 0		2- 0		
2- 0	0- 0	0- 0		NEUTRAL		0- 0		0- 0		2- 0		
<hr/>												
6- 13	0- 2	0- 5		CONFERENCE		0- 2		1- 1		5- 3		
4- 5	0- 1	0- 2		HOME		0- 1		1- 0		3- 1		
2- 7	0- 1	0- 2		AWAY		0- 1		0- 1		2- 2		
0- 1	0- 0	0- 1		NEUTRAL		0- 0		0- 0		0- 0		
<hr/>												
RPI S	Opponent	Score	RPI S	Opponent	Score	RPI S	Opponent	Score	RPI S	Opponent	Score	
9 A	UNI	0 3	44 A	Wichita St.	0 3	74 A	Creighton	0 3	111 A	Illinois St.	1 3	
9 H	UNI	0 3	44 H	Wichita St.	0 3	74 H	Creighton	0 3	111 H	Illinois St.	3 0	
			44 N	Wichita St.	0 3				131 H	IUPUI	0 3	
			45 A	Missouri St.	0 3				143 H	Miami (OH)	2 3	
			45 H	Missouri St.	0 3				164 N	Fairfield	3 1	
									183 N	Connecticut	3 0	
									184 A	Evansville	3 0	
									184 H	Evansville	3 1	
									195 A	Drake	1 3	
									195 H	Drake	3 1	
									222 A	Bradley	1 3	
									222 H	Bradley	3 2	
									228 A	Southern Ill.	3 1	
									228 H	Southern Ill.	1 3	
									238 A	New Hampshire	3 0	
									253 H	Western Ill.	0 3	
									275 H	Eastern Ill.	3 0	
									277 H	SIU Edwardsville	1 3	
									317 A	Chicago St.	3 0	
									317 H	Chicago St.	3 0	
									321 H	Coppin St.	3 0	
									327 H	Savannah St.	3 0	
<hr/>												
			LAST 10 GAMES									
			44 N	Wichita St.	0 3	228 A	Southern Ill.	3 1				
			44 H	Wichita St.	0 3	184 A	Evansville	3 0				
			45 H	Missouri St.	0 3	195 H	Drake	3 1				
			111 H	Illinois St.	3 0	74 H	Creighton	0 3				
			131 H	IUPUI	0 3	9 A	UNI	0 3				

Non-Div. I Games:

Indiana St.

Average RPI Win:	225	WON-LOST	WINNING	LAST 10	STRENGTH OF	OPP. STRENGTH	TEAM	ADJ	CONF.	ADJ CONF.	
Average RPI Loss:	145	RECORD	PCT. RANK	GAMES	SCHEDULE	OF SCHEDULE	RPI	RPI	RPI	RPI	
DIV. I ONLY	10- 14	.41667	205	4- 6	204	179	215	.44103	210	19	19
DIV. I NON-CONF.	4- 6	.4	222	0- 0	253	130	237	.43073	232	21	20
<hr/>											
TOTALS	RPI 1-25	RPI 26-50		W-L RECORDS		RPI 51-100		RPI 101-150		RPI 150+	
10- 14	0- 0	0- 1		OVERALL		0- 4		0- 2		10- 7	
6- 7	0- 0	0- 0		HOME		0- 3		0- 0		6- 4	
4- 5	0- 0	0- 0		AWAY		0- 1		0- 1		4- 3	
0- 2	0- 0	0- 1		NEUTRAL		0- 0		0- 1		0- 0	
<hr/>											
4- 6	0- 0	0- 1		NON-CONFERENCE		0- 2		0- 2		4- 1	
3- 3	0- 0	0- 0		HOME		0- 2		0- 0		3- 1	
1- 1	0- 0	0- 0		AWAY		0- 0		0- 1		1- 0	
0- 2	0- 0	0- 1		NEUTRAL		0- 0		0- 1		0- 0	
<hr/>											
6- 8	0- 0	0- 0		CONFERENCE		0- 2		0- 0		6- 6	
3- 4	0- 0	0- 0		HOME		0- 1		0- 0		3- 3	
3- 4	0- 0	0- 0		AWAY		0- 1		0- 0		3- 3	
0- 0	0- 0	0- 0		NEUTRAL		0- 0		0- 0		0- 0	
<hr/>											
RPI S	Opponent	Score	RPI S	Opponent	Score	RPI S	Opponent	Score	RPI S	Opponent	Score
			40 N	Ohio St.	1 3	68 H	Delaware	0 3	132 A	Toledo	2 3
						88 A	Yale	0 3	150 N	Alabama	2 3
						88 H	Yale	0 3	155 A	Princeton	2 3
						100 H	Villanova	1 3	155 H	Princeton	0 3
									160 A	Dartmouth	3 2
									160 H	Dartmouth	3 0
									163 A	Columbia	2 3
									163 H	Columbia	3 2
									190 A	Harvard	1 3
									190 H	Harvard	2 3
									205 H	UMBC	3 1
									206 H	Rhode Island	3 0
									240 H	William & Mary	1 3
									246 H	Temple	3 1
									266 A	Cornell	3 1
									266 H	Cornell	3 0
									268 A	Brown	3 1
									268 H	Brown	2 3
									308 A	La Salle	3 0
<hr/>											
			LAST 10 GAMES								
			266 H	Cornell	3 0	190 A	Harvard	1 3			
			163 H	Columbia	3 2	155 H	Princeton	0 3			
			268 A	Brown	3 1	88 H	Yale	0 3			
			88 A	Yale	0 3	268 H	Brown	2 3			
			160 A	Dartmouth	3 2	163 A	Columbia	2 3			

Non-Div. I Games:

Penn

Average RPI Win:		205	WON-LOST RECORD		WINNING PCT. RANK		LAST 10 GAMES		STRENGTH OF SCHEDULE		OPP. STRENGTH OF SCHEDULE		TEAM RPI		ADJ RPI		CONF. RPI		ADJ CONF. RPI								
Average RPI Loss:		105																									
DIV. I ONLY			9- 22		.29032 273		1- 9		143		119		225		.43987 211		11		11								
DIV. I NON-CONF.			5- 6		.45455 190		0- 0		156		160		177		.47558 179		9		9								
TOTALS		RPI 1-25		RPI 26-50		W-L RECORDS		RPI 51-100		RPI 101-150		RPI 150+															
9- 22		0- 2		0- 2		OVERALL		1- 9		1- 4		7- 5															
4- 11		0- 2		0- 0		HOME		0- 3		1- 3		3- 3															
3- 10		0- 0		0- 1		AWAY		1- 6		0- 1		2- 2															
2- 1		0- 0		0- 1		NEUTRAL		0- 0		0- 0		2- 0															
5- 6		0- 0		0- 2		NON-CONFERENCE		0- 1		1- 1		4- 2															
2- 3		0- 0		0- 0		HOME		0- 0		1- 1		1- 2															
1- 2		0- 0		0- 1		AWAY		0- 1		0- 0		1- 0															
2- 1		0- 0		0- 1		NEUTRAL		0- 0		0- 0		2- 0															
4- 16		0- 2		0- 0		CONFERENCE		1- 8		0- 3		3- 3															
2- 8		0- 2		0- 0		HOME		0- 3		0- 2		2- 1															
2- 8		0- 0		0- 0		AWAY		1- 5		0- 1		1- 2															
0- 0		0- 0		0- 0		NEUTRAL		0- 0		0- 0		0- 0															
RPI	S	Opponent		Score		RPI	S	Opponent		Score		RPI	S	Opponent		Score											
25	H	Tulsa		0 3		37	A	Missouri		0 3		62	A	Houston		1 3		101	H	San Diego St.		3 2					
25	H	Tulsa		0 3		42	N	North Dakota St.		0 3		62	H	Houston		2 3		109	H	UTEP		2 3					
												63	A	Rice		1 3		124	H	Belmont		2 3					
												63	H	Rice		0 3		137	A	Memphis		1 3					
												73	A	UCF		0 3		137	H	Memphis		0 3					
												84	A	UAB		0 3		151	A	Southern Miss.		0 3					
												84	H	UAB		2 3		151	H	Southern Miss.		3 0					
												93	A	FIU		2 3		187	A	Marshall		2 3					
												96	A	SMU		1 3		187	H	Marshall		1 3					
												96	A	SMU		3 1		193	N	Idaho St.		3 0					
																		216	H	South Ala.		3 2					
																		228	H	Southern Ill.		0 3					
																		241	H	Lamar		1 3					
																		249	N	Binghamton		3 0					
																		274	A	East Carolina		3 2					
																		274	H	East Carolina		3 0					
																		292	A	Fla. Atlantic		3 0					
						LAST 10 GAMES																					
						151 A Southern Miss.						0 3		25 H Tulsa						0 3							
						63 H Rice						0 3		25 H Tulsa						0 3							
						62 H Houston						2 3		187 A Marshall						2 3							
						84 A UAB						0 3		274 A East Carolina						3 2							
						137 A Memphis						1 3		109 H UTEP						2 3							

Non-Div. I Games:

Tulane

Average RPI Win: 193		WON-LOST RECORD	WINNING PCT. RANK		LAST 10 GAMES	STRENGTH OF SCHEDULE		OPP. STRENGTH OF SCHEDULE		TEAM RPI	ADJ RPI		CONF. RPI	ADJ CONF. RPI		
Average RPI Loss: 127																
DIV. I ONLY		11- 19	.36667	235	2- 8	171		128		209	.43799	214	7	7		
DIV. I NON-CONF.		7- 7	.5	161	0- 0	213		189		188	.45547	201	8	8		
TOTALS		RPI 1-25	RPI 26-50		W-L RECORDS	RPI 51-100		RPI 101-150		RPI 150+						
11- 19	0- 1	0- 5		OVERALL		1- 3		4- 4		6- 6						
5- 7	0- 1	0- 3		HOME		0- 0		3- 2		2- 1						
3- 10	0- 0	0- 2		AWAY		0- 2		1- 2		2- 4						
3- 2	0- 0	0- 0		NEUTRAL		1- 1		0- 0		2- 1						
7- 7	0- 0	0- 1		NON-CONFERENCE		1- 1		2- 1		4- 4						
3- 1	0- 0	0- 1		HOME		0- 0		2- 0		1- 0						
1- 4	0- 0	0- 0		AWAY		0- 0		0- 1		1- 3						
3- 2	0- 0	0- 0		NEUTRAL		1- 1		0- 0		2- 1						
4- 12	0- 1	0- 4		CONFERENCE		0- 2		2- 3		2- 2						
2- 6	0- 1	0- 2		HOME		0- 0		1- 2		1- 1						
2- 6	0- 0	0- 2		AWAY		0- 2		1- 1		1- 1						
0- 0	0- 0	0- 0		NEUTRAL		0- 0		0- 0		0- 0						
RPI	S	Opponent	Score		RPI	S	Opponent	Score		RPI	S	Opponent	Score			
17	H	Northern Ill.	0	3	34	H	Dayton	0	3	70	A	Eastern Mich.	0	3		
					36	A	Ball St.	0	3	76	N	Northeastern	0	3		
					39	H	Western Mich.	0	3	79	A	Central Mich.	0	3		
					50	A	Ohio	0	3	95	N	Seton Hall	3	0		
					50	H	Ohio	1	3							
												112	H	Syracuse	3	2
												132	H	Toledo	0	3
												138	A	Bowling Green	3	2
												138	H	Bowling Green	3	0
												141	A	Indiana	0	3
												143	A	Miami (OH)	1	3
												143	H	Miami (OH)	2	3
												146	H	Niagara	3	1
												200	A	Colgate	3	2
												200	A	Colgate	1	3
												213	A	Kent St.	0	3
												213	H	Kent St.	2	3
												231	A	Akron	3	2
												231	H	Akron	3	2
												252	A	St. John's (NY)	1	3
												259	N	Southeast Mo. St.	1	3
												260	A	Canisius	1	3
												266	H	Cornell	3	1
												268	N	Brown	3	1
												300	N	Youngstown St.	3	1
LAST 10 GAMES																
213	A	Kent St.	0	3	231	H	Akron	3	2							
50	A	Ohio	0	3	79	A	Central Mich.	0	3							
143	H	Miami (OH)	2	3	70	A	Eastern Mich.	0	3							
138	H	Bowling Green	3	0	17	H	Northern Ill.	0	3							
36	A	Ball St.	0	3	39	H	Western Mich.	0	3							

Non-Div. I Games:

Buffalo

[illegible]

Non-Div. I Games:

Ark.-Monticello

3 0

Belhaven

3 1

Belhaven

3 0

Jackson St.

RPI	S	Opponent	Score	
316	H	Mississippi Val.	3	0
316	H	Mississippi Val.	3	0
316	N	Mississippi Val.	3	0
322	N	Texas Southern	3	0
322	N	Texas Southern	3	0
326	A	Alcorn St.	3	0
326	H	Alcorn St.	3	0

Jackson St.

J
a
c
k
s
o
n
S
t
.

J
a
c
k
s
o
n
S
t
.

Average RPI Win: 244		WON-LOST RECORD		WINNING PCT. RANK		LAST 10 GAMES		STRENGTH OF SCHEDULE		OPP. STRENGTH OF SCHEDULE		TEAM RPI		ADJ RPI		CONF. RPI		ADJ CONF. RPI	
DIV. I ONLY		11- 17		.39286 222		4- 6		167		188		205		.43599 216		16		16	
DIV. I NON-CONF.		5- 7		.41667 208		0- 0		207		268		227		.42895 234		16		16	
TOTALS		RPI 1-25		RPI 26-50		W-L RECORDS		RPI 51-100		RPI 101-150		RPI 150+							
11- 17		0- 2		0- 3		OVERALL		1- 2		0- 2		10- 8							
6- 6		0- 1		0- 1		HOME		1- 0		0- 0		5- 4							
2- 8		0- 1		0- 1		AWAY		0- 2		0- 1		2- 3							
3- 3		0- 0		0- 1		NEUTRAL		0- 0		0- 1		3- 1							
5- 7		0- 0		0- 1		NON-CONFERENCE		0- 1		0- 1		5- 4							
2- 1		0- 0		0- 0		HOME		0- 0		0- 0		2- 1							
0- 3		0- 0		0- 0		AWAY		0- 1		0- 0		0- 2							
3- 3		0- 0		0- 1		NEUTRAL		0- 0		0- 1		3- 1							
6- 10		0- 2		0- 2		CONFERENCE		1- 1		0- 1		5- 4							
4- 5		0- 1		0- 1		HOME		1- 0		0- 0		3- 3							
2- 5		0- 1		0- 1		AWAY		0- 1		0- 1		2- 1							
0- 0		0- 0		0- 0		NEUTRAL		0- 0		0- 0		0- 0							
RPI S	Opponent	Score		RPI S	Opponent	Score		RPI S	Opponent	Score		RPI S	Opponent	Score					
23 A	Western Ky.	0 3		35 N	Michigan St.	0 3		73 A	UCF	0 3		119 A	Arkansas St.	1 3					
23 H	Western Ky.	0 3		48 A	Middle Tenn.	0 3		93 A	FIU	0 3		124 N	Belmont	0 3					
				48 H	Middle Tenn.	0 3		93 H	FIU	3 1		153 H	Denver	1 3					
												165 H	North Texas	0 3					
												169 A	Troy	3 1					
												169 H	Troy	1 3					
												211 A	Tulane	2 3					
												215 N	Jackson St.	3 0					
												217 N	North Florida	2 3					
												227 H	La.-Lafayette	3 1					
												229 A	UALR	0 3					
												234 A	Nicholls St.	1 3					
												241 N	Lamar	3 0					
												256 H	La.-Monroe	3 1					
												267 H	Louisiana Tech	1 3					
												281 H	Alabama A&M	3 0					
												292 A	Fla. Atlantic	3 0					
												292 H	Fla. Atlantic	3 1					
												310 N	Alabama St.	3 1					
												311 H	Southeastern La.	3 0					
				LAST 10 GAMES															
				292 H	Fla. Atlantic	3 1		93 A	FIU	0 3									
				93 H	FIU	3 1		292 A	Fla. Atlantic	3 0									
				48 H	Middle Tenn.	0 3		153 H	Denver	1 3									
				23 H	Western Ky.	0 3		165 H	North Texas	0 3									
				169 A	Troy	3 1		169 H	Troy	1 3									

Non-Div. I Games:

South Ala.

[illegible]

Non-Div. I Games:

North Florida

S
o
u
t
h
e
r
n
U
t
a
h

Southern Utah

[illegible]

Non-Div. I Games:

A&M-Corpus Christi

Average RPI Win:	241	WON-LOST	WINNING	LAST 10	STRENGTH OF	OPP. STRENGTH	TEAM	ADJ	CONF.	ADJ CONF.	
Average RPI Loss:	120	RECORD	PCT. RANK	GAMES	SCHEDULE	OF SCHEDULE	RPI	RPI	RPI	RPI	
DIV. I ONLY	7- 19	.26923	281	0- 10	136	168	239	.43338	220	15	15
DIV. I NON-CONF.	5- 7	.41667	208	0- 0	162	185	190	.47345	184	15	15
<hr/>											
TOTALS	RPI 1-25	RPI 26-50		W-L RECORDS		RPI 51-100		RPI 101-150		RPI 150+	
7- 19	0- 0	0- 1		OVERALL		0- 7		1- 7		6- 4	
5- 6	0- 0	0- 0		HOME		0- 3		1- 2		4- 1	
1- 9	0- 0	0- 0		AWAY		0- 2		0- 4		1- 3	
1- 4	0- 0	0- 1		NEUTRAL		0- 2		0- 1		1- 0	
5- 7	0- 0	0- 1		NON-CONFERENCE		0- 4		0- 2		5- 0	
3- 1	0- 0	0- 0		HOME		0- 1		0- 0		3- 0	
1- 2	0- 0	0- 0		AWAY		0- 1		0- 1		1- 0	
1- 4	0- 0	0- 1		NEUTRAL		0- 2		0- 1		1- 0	
2- 12	0- 0	0- 0		CONFERENCE		0- 3		1- 5		1- 4	
2- 5	0- 0	0- 0		HOME		0- 2		1- 2		1- 1	
0- 7	0- 0	0- 0		AWAY		0- 1		0- 3		0- 3	
0- 0	0- 0	0- 0		NEUTRAL		0- 0		0- 0		0- 0	
RPI S	Opponent	Score	RPI S	Opponent	Score	RPI S	Opponent	Score	RPI S	Opponent	Score
			39 N	Western Mich.	0 3	68 A	Delaware	1 3	103 A	James Madison	0 3
						68 H	Delaware	0 3	103 H	James Madison	2 3
						76 H	Northeastern	0 3	116 A	George Washington	1 3
						79 N	Central Mich.	1 3	121 A	Towson	0 3
						86 A	Morehead St.	0 3	121 H	Towson	1 3
						97 H	American	0 3	127 N	Georgetown	0 3
						98 N	Appalachian St.	1 3	147 A	VCU	2 3
									147 H	VCU	3 1
									179 H	Hofstra	0 3
									187 A	Marshall	3 1
									189 A	Georgia St.	2 3
									230 A	UNC Wilmington	2 3
									237 H	UNC Greensboro	3 1
									240 A	William & Mary	1 3
									240 H	William & Mary	3 1
									274 N	East Carolina	3 0
									291 H	High Point	3 0
									309 H	Navy	3 0
			LAST 10 GAMES								
			68 H	Delaware	0 3	147 A	VCU	2 3			
			121 H	Towson	1 3	240 A	William & Mary	1 3			
			103 H	James Madison	2 3	179 H	Hofstra	0 3			
			230 A	UNC Wilmington	2 3	76 H	Northeastern	0 3			
			189 A	Georgia St.	2 3	68 A	Delaware	1 3			

Non-Div. I Games:

George Mason

Average RPI Win:	246	WON-LOST RECORD	WINNING PCT. RANK	LAST 10 GAMES		STRENGTH OF SCHEDULE	OPP. STRENGTH OF SCHEDULE	TEAM RPI	ADJ RPI	CONF. RPI	ADJ CONF. RPI				
DIV. I ONLY		11- 18	.37931	230	3- 7	177	214	219	.43185	221	24	24			
DIV. I NON-CONF.		4- 8	.33333	246	0- 0	82	139	181	.47687	178	23	22			
<hr/>															
TOTALS	RPI 1-25		RPI 26-50		W-L RECORDS		RPI 51-100		RPI 101-150		RPI 150+				
11- 18	0- 1		0- 4		OVERALL		0- 2		1- 3		10- 8				
4- 8	0- 1		0- 2		HOME		0- 1		1- 1		3- 3				
5- 7	0- 0		0- 2		AWAY		0- 1		0- 1		5- 3				
2- 3	0- 0		0- 0		NEUTRAL		0- 0		0- 1		2- 2				
4- 8	0- 1		0- 2		NON-CONFERENCE		0- 2		1- 1		3- 2				
1- 3	0- 1		0- 1		HOME		0- 1		1- 0		0- 0				
1- 3	0- 0		0- 1		AWAY		0- 1		0- 0		1- 1				
2- 2	0- 0		0- 0		NEUTRAL		0- 0		0- 1		2- 1				
7- 10	0- 0		0- 2		CONFERENCE		0- 0		0- 2		7- 6				
3- 5	0- 0		0- 1		HOME		0- 0		0- 1		3- 3				
4- 4	0- 0		0- 1		AWAY		0- 0		0- 1		4- 2				
0- 1	0- 0		0- 0		NEUTRAL		0- 0		0- 0		0- 1				
RPI	S	Opponent	Score	RPI	S	Opponent	Score	RPI	S	Opponent	Score	RPI	S	Opponent	Score
17	H	Northern Ill.	0 3	34	H	Dayton	1 3	52	A	North Dakota	0 3	103	H	James Madison	3 2
				38	A	Marquette	1 3	52	H	North Dakota	2 3	114	A	Cleveland St.	1 3
				46	A	Milwaukee	1 3					114	H	Cleveland St.	0 3
				46	H	Milwaukee	2 3					137	N	Memphis	0 3
												167	A	Valparaiso	3 2
												167	H	Valparaiso	3 0
												177	A	Butler	0 3
												177	H	Butler	2 3
												177	N	Butler	1 3
												207	N	Montana	2 3
												218	N	Southern Utah	3 0
												228	A	Southern Ill.	2 3
												235	A	Ill.-Chicago	0 3
												235	H	Ill.-Chicago	2 3
												254	A	Wright St.	3 1
												254	H	Wright St.	1 3
												286	N	Murray St.	3 0
												299	A	Loyola Chicago	3 2
												299	H	Loyola Chicago	3 1
												300	A	Youngstown St.	3 1
												300	H	Youngstown St.	3 0
												317	A	Chicago St.	3 1
				LAST 10 GAMES											
				177	N	Butler	1 3	299	H	Loyola Chicago	3 1				
				114	A	Cleveland St.	1 3	167	A	Valparaiso	3 2				
				300	A	Youngstown St.	3 1	235	A	Ill.-Chicago	0 3				
				254	H	Wright St.	1 3	46	H	Milwaukee	2 3				
				177	H	Butler	2 3	177	A	Butler	0 3				

Non-Div. I Games:

Green Bay

Average RPI Win: 235		WON-LOST RECORD	WINNING PCT. RANK	LAST 10 GAMES	STRENGTH OF SCHEDULE	OPP. STRENGTH OF SCHEDULE	TEAM RPI	ADJ RPI	CONF. RPI	ADJ CONF. RPI	
Average RPI Loss: 125											
DIV. I ONLY		10- 16	.38462 228	5- 5	201	148	220	.43165 222	10	10	
DIV. I NON-CONF.		5- 3	.625 101	1- 0	321	306	243	.42117 244	11	10	
TOTALS		RPI 1-25	RPI 26-50		W-L RECORDS		RPI 51-100		RPI 101-150		RPI 150+
10- 16	0- 2	0- 4		OVERALL		1- 1		0- 2		9- 7	
5- 6	0- 1	0- 2		HOME		1- 0		0- 1		4- 2	
1- 10	0- 1	0- 2		AWAY		0- 1		0- 1		1- 5	
4- 0	0- 0	0- 0		NEUTRAL		0- 0		0- 0		4- 0	
5- 3	0- 0	0- 0		NON-CONFERENCE		0- 0		0- 0		5- 3	
1- 1	0- 0	0- 0		HOME		0- 0		0- 0		1- 1	
0- 2	0- 0	0- 0		AWAY		0- 0		0- 0		0- 2	
4- 0	0- 0	0- 0		NEUTRAL		0- 0		0- 0		4- 0	
5- 13	0- 2	0- 4		CONFERENCE		1- 1		0- 2		4- 4	
4- 5	0- 1	0- 2		HOME		1- 0		0- 1		3- 1	
1- 8	0- 1	0- 2		AWAY		0- 1		0- 1		1- 3	
0- 0	0- 0	0- 0		NEUTRAL		0- 0		0- 0		0- 0	
RPI S	Opponent	Score	RPI S	Opponent	Score	RPI S	Opponent	Score	RPI S	Opponent	Score
9 A	UNI	0 3	44 A	Wichita St.	0 3	74 A	Creighton	1 3	111 A	Illinois St.	1 3
9 H	UNI	0 3	44 H	Wichita St.	0 3	74 H	Creighton	3 2	111 H	Illinois St.	0 3
			45 A	Missouri St.	0 3				184 A	Evansville	1 3
			45 H	Missouri St.	1 3				184 H	Evansville	0 3
									195 A	Drake	1 3
									195 H	Drake	3 0
									208 A	Indiana St.	2 3
									208 H	Indiana St.	3 1
									228 A	Southern Ill.	3 1
									228 H	Southern Ill.	3 2
									231 A	Akron	0 3
									235 H	Ill.-Chicago	0 3
									260 N	Canisius	3 0
									269 N	Iona	3 1
									276 A	Coastal Caro.	1 3
									293 N	Gardner-Webb	3 0
									296 N	Saint Francis (PA)	3 1
									299 H	Loyola Chicago	3 0
			LAST 10 GAMES								
			184 A	Evansville	1 3	45 A	Missouri St.	0 3			
			228 A	Southern Ill.	3 1	44 A	Wichita St.	0 3			
			74 H	Creighton	3 2	299 H	Loyola Chicago	3 0			
			195 H	Drake	3 0	208 H	Indiana St.	3 1			
			9 H	UNI	0 3	111 H	Illinois St.	0 3			

Non-Div. I Games: Neb. Omaha 3 1 Neb. Omaha 3 0

Bradley

Average RPI Win:	246	WON-LOST RECORD	WINNING PCT. RANK	LAST 10 GAMES	STRENGTH OF SCHEDULE	OPP. STRENGTH OF SCHEDULE	TEAM RPI	ADJ RPI	CONF. RPI	ADJ CONF. RPI				
DIV. I ONLY		13- 20	.39394	219	4- 6	184	201	217	.42841	223	18	18		
DIV. I NON-CONF.		5- 11	.3125	255	0- 0	258	208	269	.38452	274	20	21		
<hr/>														
TOTALS	RPI 1-25	RPI 26-50		W-L RECORDS		RPI 51-100		RPI 101-150		RPI 150+				
13- 20	0- 1	0- 2		OVERALL		1- 7		0- 2		12- 8				
5- 4	0- 0	0- 0		HOME		1- 2		0- 1		4- 1				
4- 10	0- 1	0- 0		AWAY		0- 3		0- 1		4- 5				
4- 6	0- 0	0- 2		NEUTRAL		0- 2		0- 0		4- 2				
<hr/>														
5- 11	0- 1	0- 2		NON-CONFERENCE		0- 1		0- 1		5- 6				
1- 0	0- 0	0- 0		HOME		0- 0		0- 0		1- 0				
0- 6	0- 1	0- 0		AWAY		0- 0		0- 1		0- 4				
4- 5	0- 0	0- 2		NEUTRAL		0- 1		0- 0		4- 2				
<hr/>														
8- 9	0- 0	0- 0		CONFERENCE		1- 6		0- 1		7- 2				
4- 4	0- 0	0- 0		HOME		1- 2		0- 1		3- 1				
4- 4	0- 0	0- 0		AWAY		0- 3		0- 0		4- 1				
0- 1	0- 0	0- 0		NEUTRAL		0- 1		0- 0		0- 0				
<hr/>														
RPI	S	Opponent	Score		RPI	S	Opponent	Score		RPI	S	Opponent	Score	
8	A	Purdue	0	3	36	N	Ball St.	0	3	57	N	Wisconsin	0	3
					39	N	Western Mich.	0	3	61	A	Samford	1	3
										61	H	Samford	0	3
										64	H	Furman	1	3
										64	N	Furman	0	3
										71	A	Col. of Charleston	1	3
										98	A	Appalachian St.	0	3
										98	H	Appalachian St.	3	1

Non-Div. I Games:

Western Caro.

Average RPI Win: 274		WON-LOST	WINNING	LAST 10	STRENGTH OF		OPP. STRENGTH	TEAM	ADJ		CONF.	ADJ CONF.
Average RPI Loss: 177		RECORD	PCT. RANK	GAMES	SCHEDULE		OF SCHEDULE	RPI	RPI		RPI	RPI
DIV. I ONLY		17- 15	.53125	142	7- 3		287	280	226		.4271	224
DIV. I NON-CONF.		6- 9	.4	222	0- 0		295	283	271		.3867	271
TOTALS		RPI 1-25	RPI 26-50		W-L RECORDS		RPI 51-100		RPI 101-150		RPI 150+	
17- 15	0- 0	0- 0		OVERALL		0- 0		1- 7		16- 8		
8- 4	0- 0	0- 0		HOME		0- 0		0- 2		8- 2		
5- 7	0- 0	0- 0		AWAY		0- 0		0- 3		5- 4		
4- 4	0- 0	0- 0		NEUTRAL		0- 0		1- 2		3- 2		
6- 9	0- 0	0- 0		NON-CONFERENCE		0- 0		0- 3		6- 6		
3- 2	0- 0	0- 0		HOME		0- 0		0- 1		3- 1		
1- 4	0- 0	0- 0		AWAY		0- 0		0- 1		1- 3		
2- 3	0- 0	0- 0		NEUTRAL		0- 0		0- 1		2- 2		
11- 6	0- 0	0- 0		CONFERENCE		0- 0		1- 4		10- 2		
5- 2	0- 0	0- 0		HOME		0- 0		0- 1		5- 1		
4- 3	0- 0	0- 0		AWAY		0- 0		0- 2		4- 1		
2- 1	0- 0	0- 0		NEUTRAL		0- 0		1- 1		1- 0		
RPI S	Opponent	Score	RPI S	Opponent	Score	RPI S	Opponent	Score	RPI S	Opponent	Score	
									103 H	James Madison	1 3	
									137 N	Memphis	1 3	
									143 A	Miami (OH)	1 3	
									145 A	Liberty	2 3	
									145 H	Liberty	2 3	
									145 N	Liberty	0 3	
									149 A	Winthrop	0 3	
									149 N	Winthrop	3 2	
									152 N	Fla. Gulf Coast	1 3	
									175 A	Elon	0 3	
									179 A	Hofstra	2 3	
									203 A	UNC Asheville	3 2	
									203 H	UNC Asheville	1 3	
									212 H	UMKC	2 3	
									233 A	Presbyterian	3 0	
									237 A	UNC Greensboro	0 3	
									245 N	Manhattan	2 3	
									250 A	Campbell	3 1	
									250 H	Campbell	3 2	
									276 H	Coastal Caro.	3 2	
									281 N	Alabama A&M	3 2	
									284 H	S.C. Upstate	3 2	
									291 A	High Point	2 3	
									291 H	High Point	3 0	
									291 N	High Point	3 0	
									293 A	Gardner-Webb	3 1	
									293 H	Gardner-Webb	3 0	
			LAST 10 GAMES									
			145 N	Liberty	0 3	250 H	Campbell	3 2	291 A	High Point	2 3	
			149 N	Winthrop	3 2	291 H	High Point	3 0	291 H	High Point	3 0	
			291 N	High Point	3 0	145 A	Liberty	2 3	291 N	High Point	3 0	
			293 A	Gardner-Webb	3 1	149 A	Winthrop	0 3	293 A	Gardner-Webb	3 1	
			203 A	UNC Asheville	3 2	233 A	Presbyterian	3 0	293 H	Gardner-Webb	3 0	

Non-Div. I Games:

Radford

RPI	S	Opponent	Score	
306	N	Howard	3	1
307	H	Charleston So.	3	0
317	H	Chicago St.	3	0
318	A	N.C. Central	3	0
324	H	N.C. A&T	3	0

Radford

R
a
d
f
o
r
d

R
a
d
f
o
r
d

Average RPI Win: 264		WON-LOST	WINNING	LAST 10	STRENGTH OF		OPP. STRENGTH	TEAM	ADJ		CONF.	ADJ CONF.	
Average RPI Loss: 176		RECORD	PCT. RANK	GAMES	SCHEDULE		OF SCHEDULE	RPI	RPI		RPI	RPI	
DIV. I ONLY		15- 13	.53571	139	6- 4		288	268	224	.42574	225	25	25
DIV. I NON-CONF.		7- 7	.5	161	1- 0		300	284	255	.40878	255	25	26
TOTALS		RPI 1-25	RPI 26-50		W-L RECORDS		RPI 51-100		RPI 101-150		RPI 150+		
15- 13	0- 0	0- 0		OVERALL		0- 3		1- 2		14- 8			
6- 4	0- 0	0- 0		HOME		0- 1		0- 0		6- 3			
5- 6	0- 0	0- 0		AWAY		0- 2		1- 0		4- 4			
4- 3	0- 0	0- 0		NEUTRAL		0- 0		0- 2		4- 1			
7- 7	0- 0	0- 0		NON-CONFERENCE		0- 0		1- 2		6- 5			
2- 2	0- 0	0- 0		HOME		0- 0		0- 0		2- 2			
2- 2	0- 0	0- 0		AWAY		0- 0		1- 0		1- 2			
3- 3	0- 0	0- 0		NEUTRAL		0- 0		0- 2		3- 1			
8- 6	0- 0	0- 0		CONFERENCE		0- 3		0- 0		8- 3			
4- 2	0- 0	0- 0		HOME		0- 1		0- 0		4- 1			
3- 4	0- 0	0- 0		AWAY		0- 2		0- 0		3- 2			
1- 0	0- 0	0- 0		NEUTRAL		0- 0		0- 0		1- 0			
RPI S	Opponent	Score	RPI S	Opponent	Score	RPI S	Opponent	Score	RPI S	Opponent	Score		
						85 A Albany (NY)	0	3	113 N South Carolina	1	3		
						85 A Albany (NY)	0	3	138 N Bowling Green	0	3		
						85 H Albany (NY)	0	3	148 A Long Island	3	0		
									182 A Central Conn. St.	1	3		
									205 A UMBC	3	2		
									205 H UMBC	3	2		
									206 H Rhode Island	2	3		
									207 N Montana	1	3		
									213 H Kent St.	0	3		
									238 A New Hampshire	2	3		
									238 H New Hampshire	2	3		
									238 N New Hampshire	3	1		
									246 A Temple	2	3		
									249 A Binghamton	0	3		
									249 H Binghamton	3	2		
									269 H Iona	3	1		
									270 A Hartford	3	2		
									270 H Hartford	3	1		
									273 H Fordham	3	2		
									288 A Bucknell	3	2		
									288 N Bucknell	3	0		
LAST 10 GAMES									305 A Providence	3	0		
						85 A Albany (NY)	0	3	305 H Providence	3	0		
						238 N New Hampshire	3	1	321 N Coppin St.	3	2		
						305 A Providence	3	0	325 N Saint Peter's	3	0		
						238 H New Hampshire	2	3					
						270 H Hartford	3	1					
						148 A Long Island	3	0					

Non-Div. I Games:

Stony Brook

Average RPI Win:	256	WON-LOST RECORD	WINNING PCT. RANK	LAST 10 GAMES	STRENGTH OF SCHEDULE	OPP. STRENGTH OF SCHEDULE	TEAM RPI	ADJ RPI	CONF. RPI	ADJ CONF. RPI	
DIV. I ONLY	15- 17	.46875	173	5- 5	236	270	222	.42377	226	29	29
DIV. I NON-CONF.	5- 10	.33333	246	0- 0	214	227	250	.40941	254	29	29
<hr/>											
TOTALS	RPI 1-25	RPI 26-50		W-L RECORDS		RPI 51-100		RPI 101-150		RPI 150+	
15- 17	0- 0	0- 0		OVERALL		1- 2		2- 6		12- 9	
7- 6	0- 0	0- 0		HOME		0- 2		1- 2		6- 2	
7- 6	0- 0	0- 0		AWAY		1- 0		1- 2		5- 4	
1- 5	0- 0	0- 0		NEUTRAL		0- 0		0- 2		1- 3	
5- 10	0- 0	0- 0		NON-CONFERENCE		0- 1		1- 4		4- 5	
3- 2	0- 0	0- 0		HOME		0- 1		1- 1		2- 0	
1- 3	0- 0	0- 0		AWAY		0- 0		0- 1		1- 2	
1- 5	0- 0	0- 0		NEUTRAL		0- 0		0- 2		1- 3	
10- 7	0- 0	0- 0		CONFERENCE		1- 1		1- 2		8- 4	
4- 4	0- 0	0- 0		HOME		0- 1		0- 1		4- 2	
6- 3	0- 0	0- 0		AWAY		1- 0		1- 1		4- 2	
0- 0	0- 0	0- 0		NEUTRAL		0- 0		0- 0		0- 0	
RPI	S	Opponent	Score	RPI	S	Opponent	Score	RPI	S	Opponent	Score
								70	H	Eastern Mich.	0 3
								75	A	Sacred Heart	3 1
								75	H	Sacred Heart	0 3

Non-Div. I Games:

Robert Morris

RPI	S	Opponent	Score	
323	A	St. Francis (NY)	3	0
323	H	St. Francis (NY)	3	0

Robert Morris

R
o
b
e
r
t
M
o
r
r
i
s

R
o
b
e
r
t
M
o
r
r
i
s

Average RPI Win:		254	WON-LOST RECORD		WINNING PCT. RANK		LAST 10 GAMES		STRENGTH OF SCHEDULE		OPP. STRENGTH OF SCHEDULE		TEAM RPI		ADJ RPI		CONF. RPI		ADJ CONF. RPI	
Average RPI Loss:		133																		
DIV. I ONLY			14- 18		.4375 193		5- 5		239		216		228		.42359 227		16		16	
DIV. I NON-CONF.			8- 8		.5 161		0- 0		268		269		223		.43807 221		16		16	
TOTALS		RPI 1-25		RPI 26-50		W-L RECORDS		RPI 51-100		RPI 101-150		RPI 150+								
14- 18		0- 2		0- 1		OVERALL		1- 3		0- 4		13- 8								
8- 5		0- 1		0- 1		HOME		1- 0		0- 1		7- 2								
3- 8		0- 0		0- 0		AWAY		0- 2		0- 1		3- 5								
3- 5		0- 1		0- 0		NEUTRAL		0- 1		0- 2		3- 1								
8- 8		0- 1		0- 0		NON-CONFERENCE		0- 3		0- 2		8- 2								
4- 0		0- 0		0- 0		HOME		0- 0		0- 0		4- 0								
1- 3		0- 0		0- 0		AWAY		0- 2		0- 0		1- 1								
3- 5		0- 1		0- 0		NEUTRAL		0- 1		0- 2		3- 1								
6- 10		0- 1		0- 1		CONFERENCE		1- 0		0- 2		5- 6								
4- 5		0- 1		0- 1		HOME		1- 0		0- 1		3- 2								
2- 5		0- 0		0- 0		AWAY		0- 0		0- 1		2- 4								
0- 0		0- 0		0- 0		NEUTRAL		0- 0		0- 0		0- 0								
RPI S	Opponent		Score		RPI S	Opponent		Score		RPI S	Opponent		Score		RPI S	Opponent		Score		
18 N	Miami (FL)		0	3	48 H	Middle Tenn.		0	3	60 N	New Mexico St.		0	3	107 N	Houston Baptist		0	3	
23 H	Western Ky.		0	3						66 A	LSU		0	3	115 N	Texas Tech		0	3	
										69 A	Texas St.		1	3	119 A	Arkansas St.		1	3	
										93 H	FIU		3	2	119 H	Arkansas St.		0	3	
															153 A	Denver		0	3	
															153 H	Denver		0	3	
															165 A	North Texas		3	2	
															165 H	North Texas		3	1	
															169 A	Troy		1	3	
															201 A	Texas-Arlington		0	3	
															216 A	South Ala.		1	3	
															229 A	UALR		3	2	
															229 H	UALR		3	1	
															241 H	Lamar		3	1	
															243 N	Northwestern St.		1	3	
															256 A	La.-Monroe		2	3	
															256 H	La.-Monroe		1	3	
															262 N	Jacksonville St.		3	2	
															292 H	Fla. Atlantic		3	0	
															297 N	Prairie View		3	0	
															311 A	Southeastern La.		3	0	
															314 H	Southern U.		3	0	
															316 H	Mississippi Val.		3	0	
															322 H	Texas Southern		3	0	
															326 N	Alcorn St.		3	0	
					LAST 10 GAMES															
			229 H	UALR	3	1	119 A	Arkansas St.	1	3	316 H	Mississippi Val.	3	0						
			119 H	Arkansas St.	0	3	48 H	Middle Tenn.	0	3	322 H	Texas Southern	3	0						
			93 H	FIU	3	2	23 H	Western Ky.	0	3	326 N	Alcorn St.	3	0						
			292 H	Fla. Atlantic	3	0	165 A	North Texas	3	2										
			229 A	UALR	3	2	153 A	Denver	0	3										

Non-Div. I Games:

La.-Lafayette

Average RPI Win: 225		WON-LOST RECORD		WINNING PCT. RANK		LAST 10 GAMES		STRENGTH OF SCHEDULE		OPP. STRENGTH OF SCHEDULE		TEAM RPI		ADJ RPI		CONF. RPI		ADJ CONF. RPI	
Average RPI Loss: 121																			
DIV. I ONLY		9- 18		.33333 251		0- 10		195		123		232		.42348 228		10		10	
DIV. I NON-CONF.		6- 3		.66667 78		0- 0		305		236		189		.46389 190		11		10	
TOTALS		RPI 1-25		RPI 26-50		W-L RECORDS		RPI 51-100		RPI 101-150		RPI 150+							
9- 18		0- 2		0- 4		OVERALL		0- 2		1- 3		8- 7							
5- 8		0- 1		0- 2		HOME		0- 1		0- 2		5- 2							
3- 8		0- 1		0- 2		AWAY		0- 1		1- 1		2- 3							
1- 2		0- 0		0- 0		NEUTRAL		0- 0		0- 0		1- 2							
6- 3		0- 0		0- 0		NON-CONFERENCE		0- 0		1- 1		5- 2							
3- 1		0- 0		0- 0		HOME		0- 0		0- 1		3- 0							
2- 0		0- 0		0- 0		AWAY		0- 0		1- 0		1- 0							
1- 2		0- 0		0- 0		NEUTRAL		0- 0		0- 0		1- 2							
3- 15		0- 2		0- 4		CONFERENCE		0- 2		0- 2		3- 5							
2- 7		0- 1		0- 2		HOME		0- 1		0- 1		2- 2							
1- 8		0- 1		0- 2		AWAY		0- 1		0- 1		1- 3							
0- 0		0- 0		0- 0		NEUTRAL		0- 0		0- 0		0- 0							
RPI S	Opponent	Score		RPI S	Opponent	Score		RPI S	Opponent	Score		RPI S	Opponent	Score					
9 A	UNI	0 3		44 A	Wichita St.	0 3		74 A	Creighton	2 3		111 A	Illinois St.	1 3					
9 H	UNI	0 3		44 H	Wichita St.	0 3		74 H	Creighton	1 3		111 H	Illinois St.	1 3					
				45 A	Missouri St.	0 3						130 A	Mississippi St.	3 2					
				45 H	Missouri St.	0 3						137 H	Memphis	0 3					
												184 A	Evansville	0 3					
												184 H	Evansville	3 2					
												195 A	Drake	2 3					
												195 H	Drake	3 1					
												202 N	UT Martin	2 3					
												208 A	Indiana St.	3 1					
												208 H	Indiana St.	1 3					
												211 A	Tulane	3 0					
												221 H	Green Bay	3 2					
												222 A	Bradley	2 3					
												222 H	Bradley	1 3					
												240 N	William & Mary	2 3					
												277 H	SIU Edwardsville	3 2					
												286 H	Murray St.	3 0					
												311 N	Southeastern La.	3 0					
				LAST 10 GAMES															
	9 H	UNI	0 3		111 H	Illinois St.	1 3												
	222 H	Bradley	1 3		184 A	Evansville	0 3												
	45 A	Missouri St.	0 3		195 A	Drake	2 3												
	44 A	Wichita St.	0 3		74 A	Creighton	2 3												
	208 H	Indiana St.	1 3		44 H	Wichita St.	0 3												

Non-Div. I Games:

Southern Ill.

Average RPI Win:	259	WON-LOST	WINNING	LAST 10	STRENGTH OF	OPP. STRENGTH	TEAM	ADJ	CONF.	ADJ CONF.	
Average RPI Loss:	119	RECORD	PCT. RANK	GAMES	SCHEDULE	OF SCHEDULE	RPI	RPI	RPI	RPI	
DIV. I ONLY		11- 20	.35484 240	3- 7		192	190	233	.42297 229	16 16	
DIV. I NON-CONF.		5- 9	.35714 240	0- 0		219	237	247	.42199 243	16 16	
<hr/>											
TOTALS	RPI 1-25	RPI 26-50		W-L RECORDS		RPI 51-100		RPI 101-150		RPI 150+	
11- 20	0- 1	0- 3		OVERALL		0- 4		0- 4		11- 8	
5- 3	0- 0	0- 0		HOME		0- 0		0- 1		5- 2	
2- 11	0- 1	0- 2		AWAY		0- 2		0- 3		2- 3	
4- 6	0- 0	0- 1		NEUTRAL		0- 2		0- 0		4- 3	
<hr/>											
5- 9	0- 0	0- 1		NON-CONFERENCE		0- 3		0- 2		5- 3	
1- 0	0- 0	0- 0		HOME		0- 0		0- 0		1- 0	
0- 4	0- 0	0- 1		AWAY		0- 1		0- 2		0- 0	
4- 5	0- 0	0- 0		NEUTRAL		0- 2		0- 0		4- 3	
<hr/>											
6- 11	0- 1	0- 2		CONFERENCE		0- 1		0- 2		6- 5	
4- 3	0- 0	0- 0		HOME		0- 0		0- 1		4- 2	
2- 7	0- 1	0- 1		AWAY		0- 1		0- 1		2- 3	
0- 1	0- 0	0- 1		NEUTRAL		0- 0		0- 0		0- 0	
<hr/>											
RPI S	Opponent	Score	RPI S	Opponent	Score	RPI S	Opponent	Score	RPI S	Opponent	Score
23 A	Western Ky.	2 <div>3</div>	29 A	Oklahoma	0 <div>3</div>	60 A	New Mexico St.	0 <div>3</div>	104 A	Ole Miss	0 <div>3</div>
			48 A	Middle Tenn.	0 <div>3</div>	66 N	LSU	1 <div>3</div>	119 A	Arkansas St.	1 <div>3</div>
			48 N	Middle Tenn.	0 <div>3</div>	78 N	Northwestern	0 <div>3</div>	119 H	Arkansas St.	1 <div>3</div>
						93 A	FIU	0 <div>3</div>	137 A	Memphis	1 <div>3</div>
									153 A	Denver	1 <div>3</div>
									153 H	Denver	0 <div>3</div>
									158 N	Boise St.	0 <div>3</div>
									165 A	North Texas	0 <div>3</div>
									165 H	North Texas	3 0
									169 H	Troy	3 0
									186 N	Central Ark.	2 <div>3</div>
									189 N	Georgia St.	2 <div>3</div>
									216 H	South Ala.	3 0
									227 A	La.-Lafayette	1 <div>3</div>
									227 H	La.-Lafayette	2 <div>3</div>
									256 A	La.-Monroe	3 0
									256 H	La.-Monroe	3 2
									259 H	Southeast Mo. St.	3 0
									281 N	Alabama A&M	3 1
									292 A	Fla. Atlantic	3 0
									315 N	Grambling	3 0
									320 N	Ark.-Pine Bluff	3 0
									322 N	Texas Southern	3 0
<hr/>											
			LAST 10 GAMES								
			48 N	Middle Tenn.	0 <div>3</div>	227 H	La.-Lafayette	2 <div>3</div>			
			227 A	La.-Lafayette	1 <div>3</div>	256 H	La.-Monroe	3 2			
			256 A	La.-Monroe	3 0	93 A	FIU	0 <div>3</div>			
			165 A	North Texas	0 <div>3</div>	292 A	Fla. Atlantic	3 0			
			153 A	Denver	1 <div>3</div>	119 H	Arkansas St.	1 <div>3</div>			

Non-Div. I Games:

UALR

Average RPI Win:	236	WON-LOST RECORD	WINNING PCT. RANK	LAST 10 GAMES	STRENGTH OF SCHEDULE	OPP. STRENGTH OF SCHEDULE	TEAM RPI	ADJ RPI	CONF. RPI	ADJ CONF. RPI	
DIV. I ONLY		12- 19	.3871 224	4- 6	211	209	230	.42163 230	15	15	
DIV. I NON-CONF.		7- 10	.41176 217	1- 0	234	252	240	.41738 247	15	15	
<hr/>											
TOTALS	RPI 1-25	RPI 26-50		W-L RECORDS	RPI 51-100		RPI 101-150		RPI 150+		
12- 19	0- 0	0- 0		OVERALL	0- 5		1- 6		11- 8		
5- 6	0- 0	0- 0		HOME	0- 1		1- 2		4- 3		
3- 10	0- 0	0- 0		AWAY	0- 3		0- 4		3- 3		
4- 3	0- 0	0- 0		NEUTRAL	0- 1		0- 0		4- 2		
7- 10	0- 0	0- 0		NON-CONFERENCE	0- 2		0- 3		7- 5		
2- 2	0- 0	0- 0		HOME	0- 0		0- 1		2- 1		
1- 5	0- 0	0- 0		AWAY	0- 1		0- 2		1- 2		
4- 3	0- 0	0- 0		NEUTRAL	0- 1		0- 0		4- 2		
5- 9	0- 0	0- 0		CONFERENCE	0- 3		1- 3		4- 3		
3- 4	0- 0	0- 0		HOME	0- 1		1- 1		2- 2		
2- 5	0- 0	0- 0		AWAY	0- 2		0- 2		2- 1		
0- 0	0- 0	0- 0		NEUTRAL	0- 0		0- 0		0- 0		
<hr/>											
RPI S	Opponent	Score	RPI S	Opponent	Score	RPI S	Opponent	Score	RPI S	Opponent	Score
						68 A	Delaware	0 3	103 H	James Madison	3 1
						71 A	Col. of Charleston	2 3	110 H	North Carolina St.	0 3
						76 A	Northeastern	1 3	116 A	George Washington	0 3
						76 H	Northeastern	1 3	121 A	Towson	0 3
						83 N	Wyoming	0 3	147 A	VCU	1 3
									147 H	VCU	1 3
									149 A	Winthrop	1 3
									179 A	Hofstra	3 2
									179 H	Hofstra	1 3
									182 N	Central Conn. St.	3 1
									189 A	Georgia St.	0 3
									189 H	Georgia St.	0 3
									196 N	Davidson	2 3
									217 N	North Florida	3 2
									219 N	A&M-Corpus Christi	0 3
									220 H	George Mason	3 2
									233 A	Presbyterian	2 3
									240 A	William & Mary	3 1
									240 H	William & Mary	3 2
									250 A	Campbell	0 3
						264 N	Mercer	3 0			
									274 H	East Carolina	1 3
									276 H	Coastal Caro.	3 0
									282 A	Citadel	3 2
									307 H	Charleston So.	3 0
318 N	N.C. Central	3 0									
<hr/>											
			LAST 10 GAMES								
76 H Northeastern			1 3	103 H James Madison			3 1	276 H Coastal Caro.			3 0
179 H Hofstra			1 3	68 A Delaware			0 3	282 A Citadel			3 2
240 A William & Mary			3 1	121 A Towson			0 3	307 H Charleston So.			3 0
147 A VCU			1 3	189 H Georgia St.			0 3	318 N N.C. Central			3 0
220 H George Mason			3 2	282 A Citadel			3 2				

Non-Div. I Games:

UNC Wilmington

Average RPI Win: 248		WON-LOST	WINNING	LAST 10	STRENGTH OF	OPP. STRENGTH	TEAM	ADJ	CONF.	ADJ CONF.		
Average RPI Loss: 108		RECORD	PCT. RANK	GAMES	SCHEDULE	OF SCHEDULE	RPI	RPI	RPI	RPI		
DIV. I ONLY		4- 25	.13793	316	0- 10	73	131	251	.42137	231	7	7
DIV. I NON-CONF.		3- 10	.23077	277	0- 0	61	178	203	.46065	197	8	8
<hr/>												
TOTALS		RPI 1-25	RPI 26-50		W-L RECORDS		RPI 51-100		RPI 101-150		RPI 150+	
4- 25	0- 1		0- 7		OVERALL		0- 4		0- 7		4- 6	
4- 7	0- 1		0- 3		HOME		0- 0		0- 2		4- 1	
0- 12	0- 0		0- 4		AWAY		0- 2		0- 4		0- 2	
0- 6	0- 0		0- 0		NEUTRAL		0- 2		0- 1		0- 3	
<hr/>												
3- 10	0- 0		0- 3		NON-CONFERENCE		0- 2		0- 2		3- 3	
3- 0	0- 0		0- 0		HOME		0- 0		0- 0		3- 0	
0- 4	0- 0		0- 3		AWAY		0- 0		0- 1		0- 0	
0- 6	0- 0		0- 0		NEUTRAL		0- 2		0- 1		0- 3	
<hr/>												
1- 15	0- 1		0- 4		CONFERENCE		0- 2		0- 5		1- 3	
1- 7	0- 1		0- 3		HOME		0- 0		0- 2		1- 1	
0- 8	0- 0		0- 1		AWAY		0- 2		0- 3		0- 2	
0- 0	0- 0		0- 0		NEUTRAL		0- 0		0- 0		0- 0	
<hr/>												
RPI S	Opponent	Score	RPI S	Opponent	Score	RPI S	Opponent	Score	RPI S	Opponent	Score	
17 H	Northern Ill.	2 <div>3</div>	36 H	Ball St.	1 <div>3</div>	70 A	Eastern Mich.	0 <div>3</div>	114 A	Cleveland St.	1 <div>3</div>	
			38 A	Marquette	0 <div>3</div>	79 A	Central Mich.	0 <div>3</div>	119 N	Arkansas St.	0 <div>3</div>	
			39 H	Western Mich.	0 <div>3</div>	84 N	UAB	0 <div>3</div>	132 A	Toledo	1 <div>3</div>	
			40 A	Ohio St.	0 <div>3</div>	85 N	Albany (NY)	1 <div>3</div>	138 A	Bowling Green	0 <div>3</div>	
			46 A	Milwaukee	1 <div>3</div>				138 H	Bowling Green	0 <div>3</div>	
			50 A	Ohio	0 <div>3</div>				143 A	Miami (OH)	0 <div>3</div>	
			50 H	Ohio	0 <div>3</div>				143 H	Miami (OH)	2 <div>3</div>	
									151 N	Southern Miss.	2 <div>3</div>	
									168 N	Maryland	0 <div>3</div>	
									169 N	Troy	0 <div>3</div>	
									213 A	Kent St.	1 <div>3</div>	
									213 H	Kent St.	3 0	
									214 A	Buffalo	2 <div>3</div>	
									214 H	Buffalo	2 <div>3</div>	
									222 H	Bradley	3 0	
									260 H	Canisius	3 1	
									296 H	Saint Francis (PA)	3 0	
<hr/>												
			LAST 10 GAMES									
			50 A	Ohio	0 <div>3</div>	214 A	Buffalo	2 <div>3</div>				
			213 A	Kent St.	1 <div>3</div>	70 A	Eastern Mich.	0 <div>3</div>				
			138 H	Bowling Green	0 <div>3</div>	79 A	Central Mich.	0 <div>3</div>				
			143 H	Miami (OH)	2 <div>3</div>	39 H	Western Mich.	0 <div>3</div>				
			132 A	Toledo	1 <div>3</div>	17 H	Northern Ill.	2 <div>3</div>				

Non-Div. I Games:

Akron

Average RPI Win: 286		WON-LOST RECORD	WINNING PCT. RANK	LAST 10 GAMES	STRENGTH OF SCHEDULE	OPP. STRENGTH OF SCHEDULE	TEAM RPI	ADJ RPI	CONF. RPI	ADJ CONF. RPI	
Average RPI Loss: 169											
DIV. I ONLY		13- 15	.46429 179	5- 5	244	290	231	.42107 232	30	30	
DIV. I NON-CONF.		3- 7	.3 258	0- 0	131	231	222	.44185 213	30	30	
<hr/>											
TOTALS		RPI 1-25	RPI 26-50		W-L RECORDS		RPI 51-100		RPI 101-150		RPI 150+
13- 15		0- 0	0- 0		OVERALL		0- 1		0- 6		13- 8
6- 3		0- 0	0- 0		HOME		0- 0		0- 1		6- 2
5- 9		0- 0	0- 0		AWAY		0- 1		0- 3		5- 5
2- 3		0- 0	0- 0		NEUTRAL		0- 0		0- 2		2- 1
3- 7		0- 0	0- 0		NON-CONFERENCE		0- 1		0- 4		3- 2
0- 0		0- 0	0- 0		HOME		0- 0		0- 0		0- 0
1- 4		0- 0	0- 0		AWAY		0- 1		0- 2		1- 1
2- 3		0- 0	0- 0		NEUTRAL		0- 0		0- 2		2- 1
10- 8		0- 0	0- 0		CONFERENCE		0- 0		0- 2		10- 6
6- 3		0- 0	0- 0		HOME		0- 0		0- 1		6- 2
4- 5		0- 0	0- 0		AWAY		0- 0		0- 1		4- 4
0- 0		0- 0	0- 0		NEUTRAL		0- 0		0- 0		0- 0
RPI S	Opponent	Score	RPI S	Opponent	Score	RPI S	Opponent	Score	RPI S	Opponent	Score
						91 A	Army	0 3	122 N	Cal St. Northridge	0 3
									125 A	Pittsburgh	0 3
									133 A	Duquesne	0 3
									135 N	Fresno St.	0 3
									146 A	Niagara	0 3
									146 H	Niagara	2 3
									159 A	Sacramento St.	0 3
									160 N	Dartmouth	1 3
									164 A	Fairfield	0 3
									164 H	Fairfield	2 3
									239 N	NJIT	3 0
									244 A	Siena	0 3
									244 H	Siena	2 3
									245 A	Manhattan	2 3
									245 H	Manhattan	3 1
									260 A	Canisius	0 3
									260 H	Canisius	3 0
									269 A	Iona	3 0
									269 H	Iona	3 0
									270 A	Hartford	3 2
									290 A	Loyola Maryland	3 2
									290 H	Loyola Maryland	3 1
									296 N	Saint Francis (PA)	3 1
									319 A	Rider	3 1
									319 H	Rider	3 1
									325 A	Saint Peter's	3 0
									325 H	Saint Peter's	3 0
LAST 10 GAMES											
			325 H	Saint Peter's	3 0	244 H	Siena	2 3			
			245 H	Manhattan	3 1	319 H	Rider	3 1			
			146 A	Niagara	0 3	290 H	Loyola Maryland	3 1			
			260 A	Canisius	0 3	269 A	Iona	3 0			
			164 A	Fairfield	0 3	245 A	Manhattan	2 3			

Non-Div. I Games:

Marist

Average RPI Win: 260		WON-LOST	WINNING	LAST 10	STRENGTH OF		OPP. STRENGTH	TEAM	ADJ	CONF.	ADJ CONF.
Average RPI Loss: 168		RECORD	PCT. RANK	GAMES	SCHEDULE		OF SCHEDULE	RPI	RPI	RPI	RPI
DIV. I ONLY		13- 17	.43333	198	6- 3		222	261	227	.41975	233
DIV. I NON-CONF.		6- 10	.375	229	2- 0		163	220	210	.44038	217
TOTALS		RPI 1-25	RPI 26-50		W-L RECORDS		RPI 51-100		RPI 101-150		RPI 150+
13- 17	0- 0	0- 1		OVERALL		0- 3		0- 5		13- 8	
6- 6	0- 0	0- 0		HOME		0- 2		0- 2		6- 2	
5- 7	0- 0	0- 0		AWAY		0- 1		0- 2		5- 4	
2- 4	0- 0	0- 1		NEUTRAL		0- 0		0- 1		2- 2	
6- 10	0- 0	0- 1		NON-CONFERENCE		0- 3		0- 2		6- 4	
2- 3	0- 0	0- 0		HOME		0- 2		0- 0		2- 1	
2- 3	0- 0	0- 0		AWAY		0- 1		0- 1		2- 1	
2- 4	0- 0	0- 1		NEUTRAL		0- 0		0- 1		2- 2	
7- 7	0- 0	0- 0		CONFERENCE		0- 0		0- 3		7- 4	
4- 3	0- 0	0- 0		HOME		0- 0		0- 2		4- 1	
3- 4	0- 0	0- 0		AWAY		0- 0		0- 1		3- 3	
0- 0	0- 0	0- 0		NEUTRAL		0- 0		0- 0		0- 0	
RPI S	Opponent	Score		RPI S	Opponent	Score		RPI S	Opponent	Score	
				50 N	Ohio	1	3	51 A	Arizona	0	3
								64 H	Furman	0	3
								71 H	Col. of Charleston	1	3
								128 A	Ga. Southern	1	3
								134 N	Cal St. Fullerton	0	3
								145 H	Liberty	0	3
								149 A	Winthrop	0	3
								149 H	Winthrop	0	3
								189 N	Georgia St.	3	0
								197 H	East Tenn. St.	3	2
								199 N	Eastern Wash.	1	3
								203 A	UNC Asheville	1	3
								203 H	UNC Asheville	3	1
								217 A	North Florida	0	3
								224 H	Radford	0	3
								230 H	UNC Wilmington	3	2
								240 H	William & Mary	2	3
								242 A	Jacksonville	3	2
								250 A	Campbell	2	3
								276 A	Coastal Caro.	3	0
								276 H	Coastal Caro.	3	1
								284 A	S.C. Upstate	3	1
								287 N	South Carolina St.	2	3
								287 N	South Carolina St.	3	1
								291 A	High Point	2	3
								293 A	Gardner-Webb	3	1
								293 H	Gardner-Webb	3	0
								307 A	Charleston So.	3	1
								307 H	Charleston So.	3	0
LAST 10 GAMES				149 A	Winthrop	0	3	284 A	S.C. Upstate	3	1
				203 H	UNC Asheville	3	1	145 H	Liberty	0	3
				293 H	Gardner-Webb	3	0	224 H	Radford	0	3
				276 A	Coastal Caro.	3	0	197 H	East Tenn. St.	3	2
				307 A	Charleston So.	3	1	250 A	Campbell	2	3

Non-Div. I Games:

Presbyterian

Average RPI Win: 282		WON-LOST	WINNING	LAST 10	STRENGTH OF		OPP. STRENGTH	TEAM	ADJ	CONF.	ADJ CONF.
Average RPI Loss: 168		RECORD	PCT. RANK	GAMES	SCHEDULE		OF SCHEDULE	RPI	RPI	RPI	RPI
DIV. I ONLY		18- 14	.5625	131	3- 7		295	292	229	.41955	234
DIV. I NON-CONF.		13- 3	.8125	28	0- 0		274	325	141	.5067	142
TOTALS		RPI 1-25	RPI 26-50		W-L RECORDS		RPI 51-100		RPI 101-150		RPI 150+
18- 14	0- 0	0- 0		OVERALL		0- 3		0- 2		18- 9	
10- 6	0- 0	0- 0		HOME		0- 1		0- 2		10- 3	
5- 7	0- 0	0- 0		AWAY		0- 2		0- 0		5- 5	
3- 1	0- 0	0- 0		NEUTRAL		0- 0		0- 0		3- 1	
13- 3	0- 0	0- 0		NON-CONFERENCE		0- 1		0- 1		13- 1	
7- 1	0- 0	0- 0		HOME		0- 0		0- 1		7- 0	
3- 1	0- 0	0- 0		AWAY		0- 1		0- 0		3- 0	
3- 1	0- 0	0- 0		NEUTRAL		0- 0		0- 0		3- 1	
5- 11	0- 0	0- 0		CONFERENCE		0- 2		0- 1		5- 8	
3- 5	0- 0	0- 0		HOME		0- 1		0- 1		3- 3	
2- 6	0- 0	0- 0		AWAY		0- 1		0- 0		2- 5	
0- 0	0- 0	0- 0		NEUTRAL		0- 0		0- 0		0- 0	
RPI S	Opponent	Score	RPI S	Opponent	Score	RPI S	Opponent	Score	RPI S	Opponent	Score
						60 A	New Mexico St.	0 3	109 H	UTEP	0 3
						69 H	Texas St.	1 3	136 H	Sam Houston St.	1 3
						80 A	UTSA	0 3	162 A	Stephen F. Austin	0 3
									176 N	Portland St.	0 3
									186 A	Central Ark.	0 3
									186 H	Central Ark.	0 3
									201 H	Texas-Arlington	3 2
									215 A	Jackson St.	3 2
									215 H	Jackson St.	3 2
									216 H	South Ala.	3 1
									219 A	A&M-Corpus Christi	2 3
									241 A	Lamar	0 3
									241 H	Lamar	0 3
									243 A	Northwestern St.	0 3
									243 H	Northwestern St.	1 3
									256 H	La.-Monroe	3 2
									265 A	McNeese St.	3 2
									265 H	McNeese St.	3 0
									281 H	Alabama A&M	3 0
									310 H	Alabama St.	3 0
									311 A	Southeastern La.	3 1
									311 H	Southeastern La.	3 2
									314 H	Southern U.	3 0
									314 N	Southern U.	3 0
									315 A	Grambling	3 0
									315 H	Grambling	3 0
									316 N	Mississippi Val.	3 0
LAST 10 GAMES											
			243 A	Northwestern St.	0 3	265 H	McNeese St.	3 0	314 H	Southern U.	3 0
			186 A	Central Ark.	0 3	162 A	Stephen F. Austin	0 3	314 N	Southern U.	3 0
			201 H	Texas-Arlington	3 2	311 H	Southeastern La.	3 2	315 A	Grambling	3 0
			69 H	Texas St.	1 3	80 A	UTSA	0 3	315 H	Grambling	3 0
			241 H	Lamar	0 3	219 A	A&M-Corpus Christi	2 3	316 N	Mississippi Val.	3 0

Non-Div. I Games:

Nicholls St.

RPI	S	Opponent	Score	
322	N	Texas Southern	3	0
326	A	Alcorn St.	3	0

Nicholls St.

N
i
c
h
o
l
l
s
s
t
.

N
i
c
h
o
l
l
s
s
t
.

Average RPI Win:		260	WON-LOST RECORD		WINNING PCT. RANK		LAST 10 GAMES		STRENGTH OF SCHEDULE		OPP. STRENGTH OF SCHEDULE		TEAM RPI		ADJ RPI		CONF. RPI		ADJ CONF. RPI	
Average RPI Loss:		144																		
DIV. I ONLY			13- 15		.46429 179		2- 8		281		224		237		.41867 235		24		24	
DIV. I NON-CONF.			6- 5		.54545 146		0- 1		290		196		212		.44798 211		23		22	
TOTALS		RPI 1-25		RPI 26-50		W-L RECORDS		RPI 51-100		RPI 101-150		RPI 150+								
13- 15		0- 1		0- 2		OVERALL		0- 2		0- 2		13- 8								
9- 4		0- 0		0- 1		HOME		0- 1		0- 1		9- 1								
3- 9		0- 1		0- 1		AWAY		0- 0		0- 1		3- 6								
1- 2		0- 0		0- 0		NEUTRAL		0- 1		0- 0		1- 1								
6- 5		0- 1		0- 0		NON-CONFERENCE		0- 2		0- 0		6- 2								
4- 1		0- 0		0- 0		HOME		0- 1		0- 0		4- 0								
1- 3		0- 1		0- 0		AWAY		0- 0		0- 0		1- 2								
1- 1		0- 0		0- 0		NEUTRAL		0- 1		0- 0		1- 0								
7- 10		0- 0		0- 2		CONFERENCE		0- 0		0- 2		7- 6								
5- 3		0- 0		0- 1		HOME		0- 0		0- 1		5- 1								
2- 6		0- 0		0- 1		AWAY		0- 0		0- 1		2- 4								
0- 1		0- 0		0- 0		NEUTRAL		0- 0		0- 0		0- 1								
RPI	S	Opponent		Score		RPI	S	Opponent		Score		RPI	S	Opponent		Score				
17	A	Northern Ill.		0 3		46	A	Milwaukee		0 3		51	N	Arizona		0 3				
						46	H	Milwaukee		1 3		78	H	Northwestern		0 3				
														114 A Cleveland St.		2 3				
														114 H Cleveland St.		0 3				
														167 A Valparaiso		0 3				
														167 H Valparaiso		0 3				
														167 N Valparaiso		0 3				
														177 A Butler		0 3				
														177 H Butler		3 2				
														184 A Evansville		2 3				
														221 A Green Bay		3 2				
														221 H Green Bay		3 0				
														222 A Bradley		3 0				
														253 H Western Ill.		3 1				
														254 A Wright St.		0 3				
														254 H Wright St.		3 0				
														255 H DePaul		3 1				
														259 N Southeast Mo. St.		3 2				
														275 A Eastern Ill.		1 3				
														299 A Loyola Chicago		3 1				
														299 H Loyola Chicago		3 0				
														300 A Youngstown St.		2 3				
														300 H Youngstown St.		3 0				
														304 H Montana St.		3 1				
														317 H Chicago St.		3 0				
LAST 10 GAMES																				
		167 N Valparaiso		0 3				254 A Wright St.		0 3				275 A Eastern Ill.		1 3				
		46 H Milwaukee		1 3				299 H Loyola Chicago		3 0				221 H Green Bay		3 0				
		300 A Youngstown St.		2 3				221 H Green Bay		3 0				275 A Eastern Ill.		1 3				
		114 A Cleveland St.		2 3				275 A Eastern Ill.		1 3				221 H Green Bay		3 0				
		177 A Butler		0 3				167 H Valparaiso		0 3				275 A Eastern Ill.		1 3				

Non-Div. I Games:	Neb. Omaha	3	1
-------------------	------------	---	---

Ill.-Chicago

Average RPI Win: 263		WON-LOST RECORD		WINNING PCT. RANK		LAST 10 GAMES		STRENGTH OF SCHEDULE		OPP. STRENGTH OF SCHEDULE		TEAM RPI		ADJ RPI		CONF. RPI		ADJ CONF. RPI	
DIV. I ONLY		15- 17		.46875 173		5- 5		280		228		235		.41775 237		18		18	
DIV. I NON-CONF.		8- 8		.5 161		0- 0		322		271		273		.38682 270		20		21	
TOTALS		RPI 1-25		RPI 26-50		W-L RECORDS		RPI 51-100		RPI 101-150		RPI 150+							
15- 17		0- 0		0- 0		OVERALL		0- 7		1- 2		14- 8							
8- 8		0- 0		0- 0		HOME		0- 3		1- 1		7- 4							
4- 7		0- 0		0- 0		AWAY		0- 4		0- 0		4- 3							
3- 2		0- 0		0- 0		NEUTRAL		0- 0		0- 1		3- 1							
8- 8		0- 0		0- 0		NON-CONFERENCE		0- 1		0- 2		8- 5							
4- 4		0- 0		0- 0		HOME		0- 0		0- 1		4- 3							
1- 2		0- 0		0- 0		AWAY		0- 1		0- 0		1- 1							
3- 2		0- 0		0- 0		NEUTRAL		0- 0		0- 1		3- 1							
7- 9		0- 0		0- 0		CONFERENCE		0- 6		1- 0		6- 3							
4- 4		0- 0		0- 0		HOME		0- 3		1- 0		3- 1							
3- 5		0- 0		0- 0		AWAY		0- 3		0- 0		3- 2							
0- 0		0- 0		0- 0		NEUTRAL		0- 0		0- 0		0- 0							
RPI	S	Opponent	Score	RPI	S	Opponent	Score	RPI	S	Opponent	Score	RPI	S	Opponent	Score				
								61	A	Samford	0 3	125	N	Pittsburgh	0 3				
								61	H	Samford	2 3	128	H	Ga. Southern	3 2				
								64	A	Furman	0 3	137	H	Memphis	0 3				
								71	H	Col. of Charleston	0 3	154	N	South Fla.	0 3				
								73	A	UCF	0 3	175	A	Elon	2 3				
								98	A	Appalachian St.	1 3	175	H	Elon	3 2				
								98	H	Appalachian St.	1 3	184	H	Evansville	0 3				
												196	H	Davidson	3 0				
												197	H	East Tenn. St.	1 3				
												220	A	George Mason	1 3				
												223	A	Western Caro.	3 1				
												223	H	Western Caro.	0 3				
												224	H	Radford	3 0				
												272	A	Wofford	3 1				
												276	H	Coastal Caro.	1 3				
												279	A	Chattanooga	2 3				
												279	H	Chattanooga	3 0				
												282	A	Citadel	3 0				
												291	N	High Point	3 1				
												292	N	Fla. Atlantic	3 2				
												306	H	Howard	3 1				
												309	N	Navy	3 1				
												318	H	N.C. Central	3 0				
												324	A	N.C. A&T	3 0				
												324	H	N.C. A&T	3 0				
LAST 10 GAMES																			
								71	H	Col. of Charleston	0 3	98	A	Appalachian St.	1 3				
								175	A	Elon	2 3	272	A	Wofford	3 1				
								61	H	Samford	2 3	64	A	Furman	0 3				
								279	H	Chattanooga	3 0	128	H	Ga. Southern	3 2				
								223	A	Western Caro.	3 1	196	H	Davidson	3 0				

Non-Div. I Games:

UNC Greensboro

Average RPI Win:		241	WON-LOST RECORD		WINNING PCT. RANK		LAST 10 GAMES		STRENGTH OF SCHEDULE		OPP. STRENGTH OF SCHEDULE		TEAM RPI		ADJ RPI		CONF. RPI		ADJ CONF. RPI	
DIV. I ONLY			10- 20		.33333 251		5- 5		130		246		223		.41598 238		25		25	
DIV. I NON-CONF.			2- 15		.11765 304		1- 0		109		184		262		.38979 269		25		26	
TOTALS		RPI 1-25		RPI 26-50		W-L RECORDS		RPI 51-100		RPI 101-150		RPI 150+								
10- 20		0- 1		0- 1		OVERALL		1- 4		0- 3		9- 11								
4- 6		0- 0		0- 0		HOME		1- 0		0- 0		3- 6								
6- 7		0- 0		0- 0		AWAY		0- 3		0- 1		6- 3								
0- 7		0- 1		0- 1		NEUTRAL		0- 1		0- 2		0- 2								
2- 15		0- 1		0- 1		NON-CONFERENCE		0- 3		0- 3		2- 7								
0- 4		0- 0		0- 0		HOME		0- 0		0- 0		0- 4								
2- 5		0- 0		0- 0		AWAY		0- 2		0- 1		2- 2								
0- 6		0- 1		0- 1		NEUTRAL		0- 1		0- 2		0- 1								
8- 5		0- 0		0- 0		CONFERENCE		1- 1		0- 0		7- 4								
4- 2		0- 0		0- 0		HOME		1- 0		0- 0		3- 2								
4- 2		0- 0		0- 0		AWAY		0- 1		0- 0		4- 1								
0- 1		0- 0		0- 0		NEUTRAL		0- 0		0- 0		0- 1								
RPI	S	Opponent		Score		RPI	S	Opponent		Score		RPI	S	Opponent		Score				
13	N	Penn St.		0 3		40	N	Ohio St.		0 3		76	A	Northeastern		0 3				
												85	A	Albany (NY)		2 3				
												85	H	Albany (NY)		3 0				
												88	A	Yale		0 3				
												91	N	Army		2 3				
												121	N	Towson		1 3				
												125	A	Pittsburgh		1 3				
												143	N	Miami (OH)		1 3				
												164	H	Fairfield		1 3				
												167	N	Valparaiso		0 3				
												183	H	Connecticut		0 3				
												190	A	Harvard		2 3				
												194	A	West Virginia		0 3				
												205	A	UMBC		0 3				
												205	H	UMBC		3 1				
												208	H	Indiana St.		0 3				
												225	A	Stony Brook		3 2				
												225	H	Stony Brook		3 2				
												225	N	Stony Brook		1 3				
												249	A	Binghamton		3 0				
												249	H	Binghamton		1 3				
												261	H	Bryant		1 3				
												270	A	Hartford		3 2				
												270	H	Hartford		3 2				
												278	A	Holy Cross		3 1				
												301	A	Quinnipiac		3 0				
												305	A	Providence		3 1				
												305	H	Providence		2 3				
LAST 10 GAMES																				
				225	N	Stony Brook		1 3		305	H	Providence		2 3						
				249	A	Binghamton		3 0		278	A	Holy Cross		3 1						
				85	A	Albany (NY)		2 3		270	H	Hartford		3 2						
				225	A	Stony Brook		3 2		85	H	Albany (NY)		3 0						
				205	A	UMBC		0 3		249	H	Binghamton		1 3						

Non-Div. I Games:

New Hampshire

Average RPI Win: 271 Average RPI Loss: 138		WON-LOST RECORD	WINNING PCT. RANK	LAST 10 GAMES	STRENGTH OF SCHEDULE	OPP. STRENGTH OF SCHEDULE	TEAM RPI	ADJ RPI	CONF. RPI	ADJ CONF. RPI	
DIV. I ONLY		11- 18	.37931 230	5- 5	228	266	247	.41486 239	22	21	
DIV. I NON-CONF.		7- 10	.41176 217	2- 0	200	270	226	.42624 239	22	24	
<hr/>											
TOTALS		RPI 1-25	RPI 26-50		W-L RECORDS		RPI 51-100		RPI 101-150		RPI 150+
11- 18		0- 0	0- 0		OVERALL		0- 6		0- 5		11- 7
5- 5		0- 0	0- 0		HOME		0- 1		0- 2		5- 2
4- 6		0- 0	0- 0		AWAY		0- 3		0- 2		4- 1
2- 7		0- 0	0- 0		NEUTRAL		0- 2		0- 1		2- 4
7- 10		0- 0	0- 0		NON-CONFERENCE		0- 4		0- 0		7- 6
4- 1		0- 0	0- 0		HOME		0- 0		0- 0		4- 1
2- 3		0- 0	0- 0		AWAY		0- 2		0- 0		2- 1
1- 6		0- 0	0- 0		NEUTRAL		0- 2		0- 0		1- 4
4- 8		0- 0	0- 0		CONFERENCE		0- 2		0- 5		4- 1
1- 4		0- 0	0- 0		HOME		0- 1		0- 2		1- 1
2- 3		0- 0	0- 0		AWAY		0- 1		0- 2		2- 0
1- 1		0- 0	0- 0		NEUTRAL		0- 0		0- 1		1- 0
RPI S	Opponent	Score	RPI S	Opponent	Score	RPI S	Opponent	Score	RPI S	Opponent	Score
						52 A	North Dakota	0 3	102 A	Utah Valley	0 3
						52 H	North Dakota	1 3	102 H	Utah Valley	2 3
						56 N	TCU	0 3	102 N	Utah Valley	0 3
						67 N	Arkansas	0 3	107 A	Houston Baptist	0 3
						91 A	Army	1 3	107 H	Houston Baptist	1 3
						95 A	Seton Hall	0 3	155 N	Princeton	1 3
									160 N	Dartmouth	3 2
									164 N	Fairfield	1 3
									178 H	Lehigh	3 2
									179 H	Hofstra	3 2
									204 N	Boston College	0 3
									232 N	Marist	0 3
									236 A	Rutgers	1 3
									247 H	Fairleigh Dickinson	2 3
									285 A	Tex.-Pan American	3 2
									285 H	Tex.-Pan American	3 0
									303 H	Lafayette	3 0
									308 H	La Salle	3 0
									317 A	Chicago St.	3 2
									317 H	Chicago St.	2 3
									317 N	Chicago St.	3 1
									323 A	St. Francis (NY)	3 0
									325 A	Saint Peter's	3 0
			LAST 10 GAMES								
			102 N	Utah Valley	0 3	325 A	Saint Peter's	3 0			
			317 N	Chicago St.	3 1	303 H	Lafayette	3 0			
			317 H	Chicago St.	2 3	52 H	North Dakota	1 3			
			107 A	Houston Baptist	0 3	102 H	Utah Valley	2 3			
			285 A	Tex.-Pan American	3 2	317 A	Chicago St.	3 2			

Non-Div. I Games:

NJIT

Average RPI Win: 202		WON-LOST	WINNING	LAST 10	STRENGTH OF		OPP. STRENGTH	TEAM	ADJ	CONF.	ADJ CONF.
Average RPI Loss: 152		RECORD	PCT. RANK	GAMES	SCHEDULE		OF SCHEDULE	RPI	RPI	RPI	RPI
DIV. I ONLY		8- 18	.30769	267	2- 8		182	170	245	.41463	240
DIV. I NON-CONF.		6- 6	.5	161	1- 0		165	195	170	.48144	174
TOTALS		RPI 1-25	RPI 26-50		W-L RECORDS		RPI 51-100		RPI 101-150		RPI 150+
8- 18	0- 0	0- 0		OVERALL		1- 3		0- 7		7- 8	
2- 6	0- 0	0- 0		HOME		1- 1		0- 3		1- 2	
4- 7	0- 0	0- 0		AWAY		0- 2		0- 2		4- 3	
2- 5	0- 0	0- 0		NEUTRAL		0- 0		0- 2		2- 3	
6- 6	0- 0	0- 0		NON-CONFERENCE		1- 1		0- 2		5- 3	
1- 0	0- 0	0- 0		HOME		1- 0		0- 0		0- 0	
3- 1	0- 0	0- 0		AWAY		0- 1		0- 0		3- 0	
2- 5	0- 0	0- 0		NEUTRAL		0- 0		0- 2		2- 3	
2- 12	0- 0	0- 0		CONFERENCE		0- 2		0- 5		2- 5	
1- 6	0- 0	0- 0		HOME		0- 1		0- 3		1- 2	
1- 6	0- 0	0- 0		AWAY		0- 1		0- 2		1- 3	
0- 0	0- 0	0- 0		NEUTRAL		0- 0		0- 0		0- 0	
RPI S	Opponent	Score	RPI S	Opponent	Score	RPI S	Opponent	Score	RPI S	Opponent	Score
						68 H	Delaware	0 3	101 N	San Diego St.	0 3
						76 A	Northeastern	0 3	103 A	James Madison	0 3
						98 A	Appalachian St.	2 3	103 H	James Madison	0 3
						100 H	Villanova	3 2	121 H	Towson	0 3
									131 N	IUPUI	2 3
									147 A	VCU	0 3
									147 H	VCU	0 3
									179 A	Hofstra	0 3
									180 N	Kennesaw St.	1 3
									189 A	Georgia St.	3 0
									189 H	Georgia St.	2 3
									205 N	UMBC	0 3
									206 N	Rhode Island	1 3
									210 A	Penn	3 1
									213 A	Kent St.	3 1
									220 A	George Mason	1 3
									220 H	George Mason	3 1
									226 N	Robert Morris	3 0
									228 N	Southern Ill.	3 2
									230 A	UNC Wilmington	2 3
									230 H	UNC Wilmington	1 3
									233 A	Presbyterian	3 2
LAST 10 GAMES											
						147 A	VCU	0 3	103 H	James Madison	0 3
						230 H	UNC Wilmington	1 3	220 H	George Mason	3 1
						189 H	Georgia St.	2 3	121 H	Towson	0 3
						179 A	Hofstra	0 3	68 H	Delaware	0 3
						76 A	Northeastern	0 3	100 H	Villanova	3 2

Non-Div. I Games:

William & Mary

Average RPI Win: 239		WON-LOST RECORD		WINNING PCT. RANK		LAST 10 GAMES		STRENGTH OF SCHEDULE		OPP. STRENGTH OF SCHEDULE		TEAM RPI		ADJ RPI		CONF. RPI		ADJ CONF. RPI	
Average RPI Loss: 140																			
DIV. I ONLY		11- 21		.34375 250		4- 6		202		195		241		.4125 241		20		20	
DIV. I NON-CONF.		2- 13		.13333 301		0- 0		140		123		265		.3999 259		19		18	
TOTALS		RPI 1-25		RPI 26-50		W-L RECORDS		RPI 51-100		RPI 101-150		RPI 150+							
11- 21		0- 1		0- 1		OVERALL		0- 5		0- 6		11- 8							
7- 8		0- 1		0- 1		HOME		0- 0		0- 4		7- 2							
4- 9		0- 0		0- 0		AWAY		0- 4		0- 0		4- 5							
0- 4		0- 0		0- 0		NEUTRAL		0- 1		0- 2		0- 1							
2- 13		0- 1		0- 1		NON-CONFERENCE		0- 3		0- 5		2- 3							
1- 6		0- 1		0- 1		HOME		0- 0		0- 3		1- 1							
1- 3		0- 0		0- 0		AWAY		0- 2		0- 0		1- 1							
0- 4		0- 0		0- 0		NEUTRAL		0- 1		0- 2		0- 1							
9- 8		0- 0		0- 0		CONFERENCE		0- 2		0- 1		9- 5							
6- 2		0- 0		0- 0		HOME		0- 0		0- 1		6- 1							
3- 6		0- 0		0- 0		AWAY		0- 2		0- 0		3- 4							
0- 0		0- 0		0- 0		NEUTRAL		0- 0		0- 0		0- 0							
RPI S	Opponent	Score		RPI S	Opponent	Score		RPI S	Opponent	Score		RPI S	Opponent	Score					
17 H	Northern Ill.	0 3		49 H	Baylor	0 3		56 N	TCU	0 3		107 H	Houston Baptist	0 3					
								62 A	Houston	0 3		109 H	UTEP	0 3					
								69 A	Texas St.	1 3		124 N	Belmont	0 3					
								80 A	UTSA	0 3		130 H	Mississippi St.	0 3					
								96 A	SMU	0 3		136 H	Sam Houston St.	1 3					
												150 N	Alabama	0 3					
												162 H	Stephen F. Austin	3 1					
												165 H	North Texas	1 3					
												186 A	Central Ark.	1 3					
												186 A	Central Ark.	1 3					
												186 H	Central Ark.	3 1					
												201 A	Texas-Arlington	0 3					
												211 A	Tulane	3 1					
												216 N	South Ala.	0 3					
												219 H	A&M-Corpus Christi	3 1					
												227 A	La.-Lafayette	1 3					
												234 A	Nicholls St.	3 0					
												234 H	Nicholls St.	3 0					
												243 A	Northwestern St.	3 1					
												243 H	Northwestern St.	3 1					
												265 A	McNeese St.	3 1					
												265 H	McNeese St.	2 3					
												311 A	Southeastern La.	1 3					
												311 H	Southeastern La.	3 1					
												322 H	Texas Southern	3 0					
LAST 10 GAMES																			
				186 A	Central Ark.	1 3		234 A	Nicholls St.	3 0									
				162 H	Stephen F. Austin	3 1		311 A	Southeastern La.	1 3									
				136 H	Sam Houston St.	1 3		80 A	UTSA	0 3									
				186 H	Central Ark.	3 1		265 H	McNeese St.	2 3									
				243 H	Northwestern St.	3 1		186 A	Central Ark.	1 3									

Non-Div. I Games:

Lamar

Average RPI Win: 270		WON-LOST	WINNING	LAST 10	STRENGTH OF		OPP. STRENGTH	TEAM	ADJ	CONF.	ADJ CONF.
Average RPI Loss: 162		RECORD	PCT. RANK	GAMES	SCHEDULE		OF SCHEDULE	RPI	RPI	RPI	RPI
DIV. I ONLY		14- 17	.45161	185	4- 6		272	274	244	.40929	242
DIV. I NON-CONF.		9- 9	.5	161	2- 1		265	292	229	.42789	237
TOTALS		RPI 1-25	RPI 26-50		W-L RECORDS		RPI 51-100		RPI 101-150		RPI 150+
14- 17	0- 1	0- 0		OVERALL		1- 2		0- 3		13- 11	
5- 8	0- 0	0- 0		HOME		0- 1		0- 1		5- 6	
6- 5	0- 1	0- 0		AWAY		0- 0		0- 1		6- 3	
3- 4	0- 0	0- 0		NEUTRAL		1- 1		0- 1		2- 2	
9- 9	0- 1	0- 0		NON-CONFERENCE		1- 1		0- 2		8- 5	
3- 3	0- 0	0- 0		HOME		0- 0		0- 0		3- 3	
3- 2	0- 1	0- 0		AWAY		0- 0		0- 1		3- 0	
3- 4	0- 0	0- 0		NEUTRAL		1- 1		0- 1		2- 2	
5- 8	0- 0	0- 0		CONFERENCE		0- 1		0- 1		5- 6	
2- 5	0- 0	0- 0		HOME		0- 1		0- 1		2- 3	
3- 3	0- 0	0- 0		AWAY		0- 0		0- 0		3- 3	
0- 0	0- 0	0- 0		NEUTRAL		0- 0		0- 0		0- 0	
RPI S	Opponent	Score		RPI S	Opponent	Score		RPI S	Opponent	Score	
16 A	Florida	0 3						54 N	Clemson	3 2	
								90 H	Lipscomb	0 3	
								93 N	FIU	0 3	
								109 N	UTEP	2 3	
								124 H	Belmont	1 3	
								128 A	Ga. Southern	0 3	
								152 A	Fla. Gulf Coast	2 3	
								152 H	Fla. Gulf Coast	2 3	
								162 N	Stephen F. Austin	1 3	
								166 N	South Dakota St.	1 3	
								169 H	Troy	0 3	
								180 H	Kennesaw St.	1 3	
								197 A	East Tenn. St.	3 1	
								217 A	North Florida	2 3	
								217 H	North Florida	2 3	
								233 H	Presbyterian	2 3	
								257 A	Florida A&M	3 1	
								257 H	Florida A&M	2 3	
								264 A	Mercer	3 0	
								264 H	Mercer	3 2	
								284 A	S.C. Upstate	2 3	
								287 H	South Carolina St.	3 1	
								292 N	Fla. Atlantic	3 0	
								294 A	Stetson	3 2	
								294 H	Stetson	3 0	
								304 N	Montana St.	3 2	
								312 A	Bethune-Cookman	3 2	
								312 H	Bethune-Cookman	3 1	
								327 A	Savannah St.	3 0	
								327 H	Savannah St.	3 0	

Non-Div. I Games:

Jacksonville

Average RPI Win:	258	WON-LOST	WINNING	LAST 10	STRENGTH OF	OPP. STRENGTH	TEAM	ADJ	CONF.	ADJ CONF.	
Average RPI Loss:	150	RECORD	PCT. RANK	GAMES	SCHEDULE	OF SCHEDULE	RPI	RPI	RPI	RPI	
DIV. I ONLY	10- 20	.33333	251	4- 6	197	238	250	.40907	243	20	20
DIV. I NON-CONF.	4- 8	.33333	246	1- 0	167	239	233	.44133	215	19	18
<hr/>											
TOTALS	RPI 1-25	RPI 26-50		W-L RECORDS		RPI 51-100		RPI 101-150		RPI 150+	
10- 20	0- 0	0- 0		OVERALL		0- 6		0- 5		10- 9	
4- 6	0- 0	0- 0		HOME		0- 2		0- 1		4- 3	
4- 8	0- 0	0- 0		AWAY		0- 1		0- 2		4- 5	
2- 6	0- 0	0- 0		NEUTRAL		0- 3		0- 2		2- 1	
4- 8	0- 0	0- 0		NON-CONFERENCE		0- 2		0- 4		4- 2	
1- 1	0- 0	0- 0		HOME		0- 0		0- 1		1- 0	
1- 2	0- 0	0- 0		AWAY		0- 0		0- 1		1- 1	
2- 5	0- 0	0- 0		NEUTRAL		0- 2		0- 2		2- 1	
6- 12	0- 0	0- 0		CONFERENCE		0- 4		0- 1		6- 7	
3- 5	0- 0	0- 0		HOME		0- 2		0- 0		3- 3	
3- 6	0- 0	0- 0		AWAY		0- 1		0- 1		3- 4	
0- 1	0- 0	0- 0		NEUTRAL		0- 1		0- 0		0- 0	
RPI S	Opponent	Score	RPI S	Opponent	Score	RPI S	Opponent	Score	RPI S	Opponent	Score
						60 N	New Mexico St.	1 3	107 N	Houston Baptist	1 3
						69 A	Texas St.	0 3	115 A	Texas Tech	0 3
						69 H	Texas St.	1 3	119 H	Arkansas St.	0 3
						69 N	Texas St.	1 3	136 A	Sam Houston St.	1 3
						80 H	UTSA	0 3	144 N	UNLV	2 3
						86 N	Morehead St.	0 3	151 A	Southern Miss.	1 3
									162 A	Stephen F. Austin	0 3
									186 A	Central Ark.	3 1
									186 H	Central Ark.	2 3
									201 A	Texas-Arlington	2 3
									215 N	Jackson St.	3 1
									219 H	A&M-Corpus Christi	2 3
									227 N	La.-Lafayette	3 1
									234 A	Nicholls St.	3 1
									234 H	Nicholls St.	3 0
									241 A	Lamar	1 3
									241 H	Lamar	1 3
									265 A	McNeese St.	1 3
									265 H	McNeese St.	3 1
									267 A	Louisiana Tech	3 0
									279 N	Chattanooga	1 3
									311 A	Southeastern La.	3 1
									311 H	Southeastern La.	3 1
									326 H	Alcorn St.	3 0
LAST 10 GAMES											
						69 N	Texas St.	1 3	219 H	A&M-Corpus Christi	2 3
						234 H	Nicholls St.	3 0	80 H	UTSA	0 3
						311 H	Southeastern La.	3 1	201 A	Texas-Arlington	2 3
						265 A	McNeese St.	1 3	267 A	Louisiana Tech	3 0
						241 A	Lamar	1 3	265 H	McNeese St.	3 1

Non-Div. I Games:

Northwestern St.

Average RPI Win:	264	WON-LOST RECORD	WINNING PCT. RANK	LAST 10 GAMES	STRENGTH OF SCHEDULE	OPP. STRENGTH OF SCHEDULE	TEAM RPI	ADJ RPI	CONF. RPI	ADJ CONF. RPI	
DIV. I ONLY	13- 15	.46429	179	7- 3	261	285	236	.40899	244	30	30
DIV. I NON-CONF.	2- 7	.22222	281	0- 1	201	163	268	.39728	262	30	30
<hr/>											
TOTALS	RPI 1-25	RPI 26-50		W-L RECORDS		RPI 51-100		RPI 101-150		RPI 150+	
13- 15	0- 0	0- 0		OVERALL		0- 3		1- 2		12- 10	
5- 5	0- 0	0- 0		HOME		0- 0		0- 1		5- 4	
6- 7	0- 0	0- 0		AWAY		0- 1		1- 1		5- 5	
2- 3	0- 0	0- 0		NEUTRAL		0- 2		0- 0		2- 1	
<hr/>											
2- 7	0- 0	0- 0		NON-CONFERENCE		0- 3		0- 1		2- 3	
0- 1	0- 0	0- 0		HOME		0- 0		0- 0		0- 1	
0- 4	0- 0	0- 0		AWAY		0- 1		0- 1		0- 2	
2- 2	0- 0	0- 0		NEUTRAL		0- 2		0- 0		2- 0	
<hr/>											
11- 8	0- 0	0- 0		CONFERENCE		0- 0		1- 1		10- 7	
5- 4	0- 0	0- 0		HOME		0- 0		0- 1		5- 3	
6- 3	0- 0	0- 0		AWAY		0- 0		1- 0		5- 3	
0- 1	0- 0	0- 0		NEUTRAL		0- 0		0- 0		0- 1	
<hr/>											
RPI	S	Opponent	Score	RPI	S	Opponent	Score	RPI	S	Opponent	Score
				75 N Sacred Heart 0 3				112 A Syracuse 0 3			
				85 A Albany (NY) 0 3				146 A Niagara 3 0			
				85 N Albany (NY) 1 3				146 H Niagara 1 3			
								164 A Fairfield 1 3			
								164 H Fairfield 2 3			
								164 N Fairfield 2 3			
								179 H Hofstra 1 3			
								185 N Colorado 3 2			
								232 A Marist 3 2			
								232 H Marist 3 0			
								245 A Manhattan 3 1			
								245 H Manhattan 3 1			
								249 A Binghamton 0 3			
								260 A Canisius 0 3			
								260 H Canisius 2 3			
								269 A Iona 3 0			
								269 H Iona 0 3			
								273 A Fordham 1 3			
								290 A Loyola Maryland 2 3			
				290 H Loyola Maryland 3 1							
				300 N Youngstown St. 3 2							
				319 A Rider 3 1							
				319 H Rider 3 0							
				325 A Saint Peter's 3 1							
				325 H Saint Peter's 3 0							
<hr/>											
				LAST 10 GAMES							
164 N Fairfield 2 3				85 A Albany (NY) 0 3				319 H Rider 3 0			
245 H Manhattan 3 1				232 A Marist 3 2				325 A Saint Peter's 3 1			
325 H Saint Peter's 3 0				269 A Iona 3 0				325 H Saint Peter's 3 0			
260 A Canisius 0 3				290 H Loyola Maryland 3 1							
146 A Niagara 3 0				319 H Rider 3 0							

Non-Div. I Games:

Siena

Average RPI Win: 287		WON-LOST	WINNING	LAST 10	STRENGTH OF		OPP. STRENGTH	TEAM	ADJ		CONF.	ADJ CONF.
Average RPI Loss: 179		RECORD	PCT. RANK	GAMES	SCHEDULE		OF SCHEDULE	RPI	RPI		RPI	RPI
DIV. I ONLY		16- 15	.51613	148	4- 6		291	294	240	.40883	245	30
DIV. I NON-CONF.		7- 6	.53846	150	0- 1		246	274	204	.45229	203	30
TOTALS		RPI 1-25	RPI 26-50		W-L RECORDS		RPI 51-100		RPI 101-150		RPI 150+	
16- 15	0- 0	0- 0		OVERALL		0- 2		0- 3		16- 10		
8- 5	0- 0	0- 0		HOME		0- 1		0- 1		8- 3		
6- 7	0- 0	0- 0		AWAY		0- 0		0- 1		6- 6		
2- 3	0- 0	0- 0		NEUTRAL		0- 1		0- 1		2- 1		
7- 6	0- 0	0- 0		NON-CONFERENCE		0- 2		0- 1		7- 3		
3- 1	0- 0	0- 0		HOME		0- 1		0- 0		3- 0		
2- 2	0- 0	0- 0		AWAY		0- 0		0- 0		2- 2		
2- 3	0- 0	0- 0		NEUTRAL		0- 1		0- 1		2- 1		
9- 9	0- 0	0- 0		CONFERENCE		0- 0		0- 2		9- 7		
5- 4	0- 0	0- 0		HOME		0- 0		0- 1		5- 3		
4- 5	0- 0	0- 0		AWAY		0- 0		0- 1		4- 4		
0- 0	0- 0	0- 0		NEUTRAL		0- 0		0- 0		0- 0		
RPI S	Opponent	Score	RPI S	Opponent	Score	RPI S	Opponent	Score	RPI S	Opponent	Score	
						89 N	San Francisco	0 3	136 N	Sam Houston St.	0 3	
						91 H	Army	0 3	146 A	Niagara	0 3	
									146 H	Niagara	2 3	
									156 A	Washington St.	0 3	
									160 N	Dartmouth	0 3	
									164 A	Fairfield	0 3	
									164 H	Fairfield	1 3	
									179 A	Hofstra	0 3	
									224 N	Radford	3 2	
									232 A	Marist	1 3	
									232 H	Marist	3 2	
									244 A	Siena	1 3	
									244 H	Siena	1 3	
									247 H	Fairleigh Dickinson	3 0	
									260 A	Canisius	3 2	
									260 H	Canisius	0 3	
									269 A	Iona	0 3	
									269 H	Iona	3 2	
									273 N	Fordham	3 0	
									288 A	Bucknell	3 0	
									290 A	Loyola Maryland	3 1	
									290 H	Loyola Maryland	3 2	
									303 A	Lafayette	3 2	
									305 H	Providence	3 1	
									319 A	Rider	3 1	
									319 H	Rider	3 1	
									323 H	St. Francis (NY)	3 0	
			LAST 10 GAMES									
			244 A	Siena	1 3	146 H	Niagara	2 3	303 A	Lafayette	3 2	
			232 A	Marist	1 3	260 H	Canisius	0 3	305 H	Providence	3 1	
			269 H	Iona	3 2	91 H	Army	0 3	319 A	Rider	3 1	
			164 H	Fairfield	1 3	325 A	Saint Peter's	3 0	319 H	Rider	3 1	
			319 A	Rider	3 1	290 A	Loyola Maryland	3 1	323 H	St. Francis (NY)	3 0	

Non-Div. I Games:

Manhattan

RPI	S	Opponent	Score	
325	A	Saint Peter's	3	0
325	H	Saint Peter's	3	0

Manhattan

M
a
n
h
a
t
t
a
n

M
a
n
h
a
t
t
a
n

Average RPI Win: 263		WON-LOST RECORD		WINNING PCT. RANK		LAST 10 GAMES		STRENGTH OF SCHEDULE		OPP. STRENGTH OF SCHEDULE		TEAM RPI		ADJ RPI		CONF. RPI		ADJ CONF. RPI	
DIV. I ONLY		8- 20		.28571 275		2- 8		206		197		260		.40838 246		17		17	
DIV. I NON-CONF.		3- 9		.25 272		0- 0		160		215		253		.42286 242		17		17	
TOTALS		RPI 1-25		RPI 26-50		W-L RECORDS		RPI 51-100		RPI 101-150		RPI 150+							
8- 20		0- 0		0- 1		OVERALL		0- 6		1- 7		7- 6							
5- 6		0- 0		0- 0		HOME		0- 2		1- 2		4- 2							
1- 10		0- 0		0- 1		AWAY		0- 3		0- 3		1- 3							
2- 4		0- 0		0- 0		NEUTRAL		0- 1		0- 2		2- 1							
3- 9		0- 0		0- 0		NON-CONFERENCE		0- 2		0- 5		3- 2							
2- 1		0- 0		0- 0		HOME		0- 0		0- 1		2- 0							
0- 4		0- 0		0- 0		AWAY		0- 1		0- 2		0- 1							
1- 4		0- 0		0- 0		NEUTRAL		0- 1		0- 2		1- 1							
5- 11		0- 0		0- 1		CONFERENCE		0- 4		1- 2		4- 4							
3- 5		0- 0		0- 0		HOME		0- 2		1- 1		2- 2							
1- 6		0- 0		0- 1		AWAY		0- 2		0- 1		1- 2							
1- 0		0- 0		0- 0		NEUTRAL		0- 0		0- 0		1- 0							
RPI S	Opponent	Score		RPI S	Opponent	Score		RPI S	Opponent	Score		RPI S	Opponent	Score					
				34 A Dayton		0	3	68 A Delaware		0	3	112 N Syracuse		1	3				
								72 A Xavier		0	3	113 H South Carolina		0	3				
								72 H Xavier		0	3	116 H George Washington		0	3				
								82 A Saint Louis		0	3	117 N New Mexico		1	3				
								82 H Saint Louis		0	3	125 A Pittsburgh		0	3				
								100 N Villanova		0	3	133 A Duquesne		0	3				
												133 H Duquesne		3	2				
												148 A Long Island		1	3				
												157 H Charlotte		1	3				
												178 N Lehigh		1	3				
												206 A Rhode Island		1	3				
												206 H Rhode Island		3	0				
												210 A Penn		1	3				
												225 H Stony Brook		3	2				
												273 A Fordham		1	3				
												273 H Fordham		1	3				
												295 N Morgan St.		3	0				
												308 A La Salle		3	1				
												308 H La Salle		3	2				
												308 N La Salle		3	1				
												319 H Rider		3	0				
				LAST 10 GAMES															
				72 H Xavier		0	3	308 H La Salle		3	2								
				133 H Duquesne		3	2	157 H Charlotte		1	3								
				206 A Rhode Island		1	3	116 H George Washington		0	3								
				273 A Fordham		1	3	133 A Duquesne		0	3								
				82 H Saint Louis		0	3	82 A Saint Louis		0	3								

Non-Div. I Games:

Temple

Average RPI Win:	296	WON-LOST	WINNING	LAST 10	STRENGTH OF	OPP. STRENGTH	TEAM	ADJ	CONF.	ADJ CONF.				
Average RPI Loss:	179	RECORD	PCT. RANK	GAMES	SCHEDULE	OF SCHEDULE	RPI	RPI	RPI	RPI				
DIV. I ONLY	17- 13	.56667	127	4- 6	312	301	252	.40665	247	29	29			
DIV. I NON-CONF.	10- 3	.76923	43	0- 0	324	319	218	.44058	216	29	29			
<hr/>														
TOTALS	RPI 1-25	RPI 26-50		W-L RECORDS		RPI 51-100		RPI 101-150		RPI 150+				
17- 13	0- 0	0- 0		OVERALL		0- 3		0- 2		17- 8				
5- 5	0- 0	0- 0		HOME		0- 1		0- 1		5- 3				
9- 5	0- 0	0- 0		AWAY		0- 1		0- 1		9- 3				
3- 3	0- 0	0- 0		NEUTRAL		0- 1		0- 0		3- 2				
<hr/>														
10- 3	0- 0	0- 0		NON-CONFERENCE		0- 1		0- 0		10- 2				
2- 0	0- 0	0- 0		HOME		0- 0		0- 0		2- 0				
5- 1	0- 0	0- 0		AWAY		0- 0		0- 0		5- 1				
3- 2	0- 0	0- 0		NEUTRAL		0- 1		0- 0		3- 1				
<hr/>														
7- 10	0- 0	0- 0		CONFERENCE		0- 2		0- 2		7- 6				
3- 5	0- 0	0- 0		HOME		0- 1		0- 1		3- 3				
4- 4	0- 0	0- 0		AWAY		0- 1		0- 1		4- 2				
0- 1	0- 0	0- 0		NEUTRAL		0- 0		0- 0		0- 1				
<hr/>														
RPI S	Opponent	Score	RPI S	Opponent	Score	RPI S	Opponent	Score	RPI S	Opponent	Score			
						75 A	Sacred Heart	0	3	148 A	Long Island	0	3	
						75 H	Sacred Heart	0	3	148 H	Long Island	0	3	
						76 N	Northeastern	0	3	182 A	Central Conn. St.	0	3	
									182 H	Central Conn. St.	1	3		
									182 N	Central Conn. St.	0	3		
									205 A	UMBC	3	2		
									226 A	Robert Morris	1	3		
									226 H	Robert Morris	0	3		
									239 A	NJIT	3	2		
									245 A	Manhattan	0	3		
									261 A	Bryant	3	1		
									261 H	Bryant	2	3		
									278 A	Holy Cross	3	1		
									296 A	Saint Francis (PA)	3	0		
									296 H	Saint Francis (PA)	3	2		
									300 N	Youngstown St.	0	3		
									301 A	Quinnipiac	3	0		
									301 H	Quinnipiac	3	1		
									302 N	Norfolk St.	3	1		
			303 A	Lafayette	3	1								
			308 A	La Salle	3	2								
			319 H	Rider	3	2								
			319 N	Rider	3	1								
			323 A	St. Francis (NY)	3	2								
			323 H	St. Francis (NY)	3	0								
			325 H	Saint Peter's	3	0								
			325 N	Saint Peter's	3	0								
<hr/>														
			LAST 10 GAMES											
			261 H	Bryant	2	3	182 H	Central Conn. St.	1	3	319 N	Rider	3	1
			301 A	Quinnipiac	3	0	148 H	Long Island	0	3	323 A	St. Francis (NY)	3	2
			148 A	Long Island	0	3	296 H	Saint Francis (PA)	3	2	323 H	St. Francis (NY)	3	0
			323 A	St. Francis (NY)	3	2	226 H	Robert Morris	0	3	325 H	Saint Peter's	3	0
			75 H	Sacred Heart	0	3	261 A	Bryant	3	1	325 N	Saint Peter's	3	0

Non-Div. I Games:

Fairleigh Dickinson

Average RPI Win:		285	WON-LOST RECORD		WINNING PCT. RANK		LAST 10 GAMES		STRENGTH OF SCHEDULE		OPP. STRENGTH OF SCHEDULE		TEAM RPI		ADJ RPI		CONF. RPI		ADJ CONF. RPI				
DIV. I ONLY			3- 27	.1	320	0- 10		70		146		258		.40468	248	8		9					
DIV. I NON-CONF.			3- 12	.2	284	0- 2		134		194		256		.40778	256	12		12					
TOTALS		RPI 1-25		RPI 26-50			W-L RECORDS			RPI 51-100			RPI 101-150			RPI 150+							
3- 27		0- 2		0- 3			OVERALL			0- 6			0- 9			3- 7							
1- 10		0- 0		0- 1			HOME			0- 3			0- 4			1- 2							
1- 11		0- 1		0- 1			AWAY			0- 3			0- 4			1- 2							
1- 6		0- 1		0- 1			NEUTRAL			0- 0			0- 1			1- 3							
3- 12		0- 2		0- 0			NON-CONFERENCE			0- 2			0- 3			3- 5							
1- 3		0- 0		0- 0			HOME			0- 1			0- 1			1- 1							
1- 4		0- 1		0- 0			AWAY			0- 1			0- 1			1- 1							
1- 5		0- 1		0- 0			NEUTRAL			0- 0			0- 1			1- 3							
0- 15		0- 0		0- 3			CONFERENCE			0- 4			0- 6			0- 2							
0- 7		0- 0		0- 1			HOME			0- 2			0- 3			0- 1							
0- 7		0- 0		0- 1			AWAY			0- 2			0- 3			0- 1							
0- 1		0- 0		0- 1			NEUTRAL			0- 0			0- 0			0- 0							
RPI	S	Opponent		Score		RPI	S	Opponent		Score		RPI	S	Opponent		Score		RPI	S	Opponent		Score	
8	N	Purdue		0	3	27	A	Colorado St.		0	3	56	A	TCU		0	3	101	A	San Diego St.		0	3
15	A	Pepperdine		0	3	27	H	Colorado St.		0	3	56	H	TCU		0	3	101	H	San Diego St.		0	3
						27	N	Colorado St.		0	3	83	A	Wyoming		0	3	102	H	Utah Valley		0	3
												83	H	Wyoming		0	3	117	A	New Mexico		0	3
												94	A	UC Davis		0	3	117	H	New Mexico		0	3
												99	H	Northern Colo.		1	3	122	A	Cal St. Northridge		0	3
																		138	N	Bowling Green		0	3
																		144	A	UNLV		0	3
																		144	H	UNLV		1	3
																		153	A	Denver		2	3
																		158	A	Boise St.		0	3
																		158	H	Boise St.		0	3
																		179	N	Hofstra		0	3
																		191	H	Northern Ariz.		0	3
																		252	N	St. John's (NY)		0	3
																		261	N	Bryant		3	1
																		283	N	Seattle		0	3
																		284	H	S.C. Upstate		3	1
																		309	A	Navy		3	0
LAST 10 GAMES																							
122	A	Cal St. Northridge		0	3	158	A	Boise St.		0	3	117	A	New Mexico		0	3	56	A	TCU		0	3
15	A	Pepperdine		0	3	27	N	Colorado St.		0	3	27	H	Colorado St.		0	3	83	H	Wyoming		0	3
101	H	San Diego St.		0	3	144	H	UNLV		1	3												

Non-Div. I Games:

Air Force

Average RPI Win:	266	WON-LOST RECORD	WINNING PCT. RANK	LAST 10 GAMES	STRENGTH OF SCHEDULE	OPP. STRENGTH OF SCHEDULE	TEAM RPI	ADJ RPI	CONF. RPI	ADJ CONF. RPI	
DIV. I ONLY	13- 17	.43333	198	5- 5	271	239	242	.40392	249	25	25
DIV. I NON-CONF.	8- 10	.44444	195	0- 1	263	210	234	.42056	245	25	26

TOTALS	RPI 1-25	RPI 26-50		W-L RECORDS	RPI 51-100		RPI 101-150		RPI 150+		
13- 17	0- 0	0- 2		OVERALL	0- 2		0- 3		13- 10		
4- 5	0- 0	0- 0		HOME	0- 1		0- 2		4- 2		
4- 7	0- 0	0- 1		AWAY	0- 1		0- 0		4- 5		
5- 5	0- 0	0- 1		NEUTRAL	0- 0		0- 1		5- 3		
8- 10	0- 0	0- 2		NON-CONFERENCE	0- 0		0- 3		8- 5		
1- 2	0- 0	0- 0		HOME	0- 0		0- 2		1- 0		
2- 3	0- 0	0- 1		AWAY	0- 0		0- 0		2- 2		
5- 5	0- 0	0- 1		NEUTRAL	0- 0		0- 1		5- 3		
5- 7	0- 0	0- 0		CONFERENCE	0- 2		0- 0		5- 5		
3- 3	0- 0	0- 0		HOME	0- 1		0- 0		3- 2		
2- 4	0- 0	0- 0		AWAY	0- 1		0- 0		2- 3		
0- 0	0- 0	0- 0		NEUTRAL	0- 0		0- 0		0- 0		
RPI	S	Opponent	Score	RPI	S	Opponent	Score	RPI	S	Opponent	Score
				37	A	Missouri	0 3				
				42	N	North Dakota St.	0 3				
								112	H	Syracuse	0 3
								140	N	Iowa	0 3
								146	H	Niagara	0 3
								155	N	Princeton	3 1
								163	A	Columbia	0 3
								183	A	Connecticut	0 3
								193	N	Idaho St.	0 3
								205	A	UMBC	0 3
								205	H	UMBC	1 3
								211	N	Tulane	0 3
								225	A	Stony Brook	2 3
								225	H	Stony Brook	3 0
								236	A	Rutgers	3 1
								238	A	New Hampshire	3 1
								238	H	New Hampshire	0 3
								244	H	Siena	3 0
								252	N	St. John's (NY)	2 3
								266	A	Cornell	3 1
								270	A	Hartford	2 3
								270	H	Hartford	3 2
								278	N	Holy Cross	3 1
								305	A	Providence	3 1
								305	H	Providence	3 1
								306	N	Howard	3 2
								306	N	Howard	3 0
								323	N	St. Francis (NY)	3 0
LAST 10 GAMES				LAST 10 GAMES				LAST 10 GAMES			
				238	H	New Hampshire	0 3				
				270	H	Hartford	3 2				
				305	A	Providence	3 1				
				205	H	UMBC	1 3				
				225	H	Stony Brook	3 0				
				85	A	Albany (NY)	0 3				
				112	H	Syracuse	0 3				
				270	A	Hartford	2 3				
				238	A	New Hampshire	3 1				
				305	H	Providence	3 1				

Non-Div. I Games:

Binghamton

[illegible]

Non-Div. I Games:

Campbell

RPI	S	Opponent	Score	
318	N	N.C. Central	3	0

Campbell

C
a
m
p
b
e
l
l

C
a
m
p
b
e
l
l

Average RPI Win:	253	WON-LOST	WINNING	LAST 10	STRENGTH OF	OPP. STRENGTH	TEAM	ADJ	CONF.	ADJ CONF.	
Average RPI Loss:	194	RECORD	PCT. RANK	GAMES	SCHEDULE	OF SCHEDULE	RPI	RPI	RPI	RPI	
DIV. I ONLY	14- 18	.4375	193	3- 7	243	273	234	.40263	251	27	28
DIV. I NON-CONF.	5- 6	.45455	190	0- 0	119	258	174	.4815	173	26	25
<hr/>											
TOTALS	RPI 1-25	RPI 26-50		W-L RECORDS		RPI 51-100		RPI 101-150		RPI 150+	
14- 18	0- 0	0- 0		OVERALL		0- 3		0- 3		14- 12	
7- 3	0- 0	0- 0		HOME		0- 1		0- 0		7- 2	
3- 11	0- 0	0- 0		AWAY		0- 1		0- 2		3- 8	
4- 4	0- 0	0- 0		NEUTRAL		0- 1		0- 1		4- 2	
5- 6	0- 0	0- 0		NON-CONFERENCE		0- 1		0- 3		5- 2	
0- 0	0- 0	0- 0		HOME		0- 0		0- 0		0- 0	
1- 3	0- 0	0- 0		AWAY		0- 0		0- 2		1- 1	
4- 3	0- 0	0- 0		NEUTRAL		0- 1		0- 1		4- 1	
9- 12	0- 0	0- 0		CONFERENCE		0- 2		0- 0		9- 10	
7- 3	0- 0	0- 0		HOME		0- 1		0- 0		7- 2	
2- 8	0- 0	0- 0		AWAY		0- 1		0- 0		2- 7	
0- 1	0- 0	0- 0		NEUTRAL		0- 0		0- 0		0- 1	
RPI	S	Opponent	Score	RPI	S	Opponent	Score	RPI	S	Opponent	Score
						84 N UAB	0 3	125 A Pittsburgh		0 3	
						86 A Morehead St.	0 3	133 A Duquesne		0 3	
						86 H Morehead St.	1 3	138 N Bowling Green		2 3	
								154 A South Fla.		3 1	
								169 N Troy		3 2	
								180 A Kennesaw St.		2 3	
								181 A Tennessee St.		1 3	
								181 H Tennessee St.		2 3	
								192 N Md.-East. Shore		3 0	
								202 A UT Martin		0 3	
								202 H UT Martin		3 1	
								206 N Rhode Island		2 3	
								258 A Austin Peay		2 3	
								258 H Austin Peay		3 1	
								259 A Southeast Mo. St.		1 3	
								259 H Southeast Mo. St.		1 3	
								259 N Southeast Mo. St.		1 3	
								262 A Jacksonville St.		0 3	
								262 H Jacksonville St.		3 0	
								275 A Eastern Ill.		3 1	
								275 H Eastern Ill.		3 2	
								277 A SIU Edwardsville		3 1	
								277 H SIU Edwardsville		3 0	
								286 A Murray St.		0 3	
								286 H Murray St.		3 2	
								298 A Tennessee Tech		2 3	
								298 H Tennessee Tech		3 0	
LAST 10 GAMES											
						259 N Southeast Mo. St.	1 3	86 H Morehead St.		1 3	
						262 A Jacksonville St.	0 3	275 H Eastern Ill.		3 2	
						298 A Tennessee Tech	2 3	277 H SIU Edwardsville		3 0	
						259 H Southeast Mo. St.	1 3	202 A UT Martin		0 3	
						286 H Murray St.	3 2	202 A UT Martin		0 3	
								181 A Tennessee St.		1 3	

Non-Div. I Games:

Eastern Ky.

RPI	S	Opponent	Score	
306	N	Howard	3	1
312	N	Bethune-Cookman	3	2

Eastern Ky.

E
a
s
t
e
r
n
K
y
.

E
a
s
t
e
r
n
K
y
.

Average RPI Win:	240	WON-LOST RECORD	WINNING PCT. RANK	LAST 10 GAMES	STRENGTH OF SCHEDULE	OPP. STRENGTH OF SCHEDULE	TEAM RPI	ADJ RPI	CONF. RPI	ADJ CONF. RPI	
DIV. I ONLY	10- 21	.32258	257	1- 9	249	136	257	.40228	252	12	12
DIV. I NON-CONF.	9- 8	.52941	158	0- 0	289	193	215	.4434	212	10	11
<hr/>											
TOTALS	RPI 1-25	RPI 26-50		W-L RECORDS	RPI 51-100		RPI 101-150		RPI 150+		
10- 21	0- 1	0- 3		OVERALL	1- 3		1- 6		8- 8		
3- 8	0- 0	0- 1		HOME	0- 2		0- 2		3- 3		
2- 10	0- 1	0- 2		AWAY	1- 1		0- 2		1- 4		
5- 3	0- 0	0- 0		NEUTRAL	0- 0		1- 2		4- 1		
9- 8	0- 0	0- 1		NON-CONFERENCE	0- 1		1- 3		8- 3		
3- 2	0- 0	0- 0		HOME	0- 1		0- 0		3- 1		
1- 3	0- 0	0- 1		AWAY	0- 0		0- 1		1- 1		
5- 3	0- 0	0- 0		NEUTRAL	0- 0		1- 2		4- 1		
1- 13	0- 1	0- 2		CONFERENCE	1- 2		0- 3		0- 5		
0- 6	0- 0	0- 1		HOME	0- 1		0- 2		0- 2		
1- 7	0- 1	0- 1		AWAY	1- 1		0- 1		0- 3		
0- 0	0- 0	0- 0		NEUTRAL	0- 0		0- 0		0- 0		
RPI	S	Opponent	Score	RPI	S	Opponent	Score	RPI	S	Opponent	Score
20	A	Cincinnati	0 3	30	A	Louisville	0 3	59	H	Notre Dame	1 3
				35	A	Michigan St.	0 3	76	H	Northeastern	0 3
				38	H	Marquette	0 3	95	A	Seton Hall	2 3
								100	A	Villanova	3 0
								112	H	Syracuse	0 3
								114	N	Cleveland St.	0 3
								125	H	Pittsburgh	2 3
								127	A	Georgetown	1 3
								132	N	Toledo	3 1
								140	N	Iowa	1 3
								148	A	Long Island	2 3
								154	A	South Fla.	2 3
								155	H	Princeton	2 3
								163	A	Columbia	1 3
								183	A	Connecticut	1 3
								185	N	Colorado	2 3
								194	H	West Virginia	0 3
								214	H	Buffalo	3 1
								236	A	Rutgers	2 3
								248	N	Air Force	3 0
								249	N	Binghamton	3 2
								255	H	DePaul	0 3
								268	H	Brown	3 2
								269	N	Iona	3 1
								273	A	Fordham	3 1
								323	H	St. Francis (NY)	3 0
								323	N	St. Francis (NY)	3 0
				LAST 10 GAMES							
				236	A	Rutgers	2 3	255	H	DePaul	0 3
				95	A	Seton Hall	2 3	100	A	Villanova	3 0
				194	H	West Virginia	0 3	127	A	Georgetown	1 3
				125	H	Pittsburgh	2 3	183	A	Connecticut	1 3
				59	H	Notre Dame	1 3	154	A	South Fla.	2 3

Non-Div. I Games:

St. John's (NY)

Average RPI Win: 251		WON-LOST RECORD		WINNING PCT. RANK		LAST 10 GAMES		STRENGTH OF SCHEDULE		OPP. STRENGTH OF SCHEDULE		TEAM RPI		ADJ RPI		CONF. RPI		ADJ CONF. RPI	
Average RPI Loss: 144																			
DIV. I ONLY		12- 18		.4 215		2- 8		283		205		256		.40094 253		14		14	
DIV. I NON-CONF.		9- 3		.75 52		2- 0		325		317		232		.4344 226		14		14	
TOTALS		RPI 1-25		RPI 26-50		W-L RECORDS		RPI 51-100		RPI 101-150		RPI 150+							
12- 18		0- 0		0- 2		OVERALL		0- 4		1- 4		11- 8							
4- 7		0- 0		0- 1		HOME		0- 2		1- 1		3- 3							
3- 11		0- 0		0- 1		AWAY		0- 2		0- 3		3- 5							
5- 0		0- 0		0- 0		NEUTRAL		0- 0		0- 0		5- 0							
9- 3		0- 0		0- 0		NON-CONFERENCE		0- 0		0- 1		9- 2							
2- 0		0- 0		0- 0		HOME		0- 0		0- 0		2- 0							
2- 3		0- 0		0- 0		AWAY		0- 0		0- 1		2- 2							
5- 0		0- 0		0- 0		NEUTRAL		0- 0		0- 0		5- 0							
3- 15		0- 0		0- 2		CONFERENCE		0- 4		1- 3		2- 6							
2- 7		0- 0		0- 1		HOME		0- 2		1- 1		1- 3							
1- 8		0- 0		0- 1		AWAY		0- 2		0- 2		1- 3							
0- 0		0- 0		0- 0		NEUTRAL		0- 0		0- 0		0- 0							
RPI S	Opponent	Score	RPI S	Opponent	Score	RPI S	Opponent	Score	RPI S	Opponent	Score								
			42 A	North Dakota St.	0 3	77 A	IPFW	0 3	111 A	Illinois St.	1 3								
			42 H	North Dakota St.	0 3	77 H	IPFW	2 3	129 A	Oakland	1 3								
						87 A	Oral Roberts	1 3	129 H	Oakland	3 1								
						87 H	Oral Roberts	0 3	131 A	IUPUI	1 3								
									131 H	IUPUI	0 3								
									166 A	South Dakota St.	0 3								
									166 H	South Dakota St.	3 0								
									174 A	South Dakota	1 3								
									174 H	South Dakota	2 3								
									208 A	Indiana St.	3 0								
									212 A	UMKC	3 1								
									212 H	UMKC	2 3								
									213 N	Kent St.	3 2								
									218 A	Southern Utah	0 3								
									218 H	Southern Utah	2 3								
									235 A	Ill.-Chicago	1 3								
									255 H	DePaul	3 0								
									272 N	Wofford	3 0								
									277 A	SIU Edwardsville	2 3								
									277 N	SIU Edwardsville	3 1								
									317 A	Chicago St.	3 0								
									317 H	Chicago St.	3 0								
									320 N	Ark.-Pine Bluff	3 0								
									327 N	Savannah St.	3 0								
LAST 10 GAMES			129 A	Oakland	1 3	174 H	South Dakota	2 3	320 N	Ark.-Pine Bluff	3 0								
			77 A	IPFW	0 3	218 A	Southern Utah	0 3	327 N	Savannah St.	3 0								
			131 A	IUPUI	1 3	87 A	Oral Roberts	1 3											
			317 A	Chicago St.	3 0	255 H	DePaul	3 0											
			212 H	UMKC	2 3	42 H	North Dakota St.	0 3											

Non-Div. I Games:

Western Ill.

Average RPI Win: 274		WON-LOST	WINNING	LAST 10	STRENGTH OF		OPP. STRENGTH	TEAM	ADJ	CONF.	ADJ CONF.
Average RPI Loss: 137		RECORD	PCT. RANK	GAMES	SCHEDULE		OF SCHEDULE	RPI	RPI	RPI	RPI
DIV. I ONLY		6- 23	.2069 294	4- 6	137		220	263	.40072 254	24	24
DIV. I NON-CONF.		1- 12	.07692 307	0- 1	60		159	251	.42729 238	23	22
TOTALS		RPI 1-25	RPI 26-50	W-L RECORDS	RPI 51-100		RPI 101-150	RPI 150+			
6- 23	0- 0		0- 3	OVERALL	0- 3		0- 9	6- 8			
2- 9	0- 0		0- 1	HOME	0- 1		0- 3	2- 4			
4- 9	0- 0		0- 2	AWAY	0- 1		0- 3	4- 3			
0- 5	0- 0		0- 0	NEUTRAL	0- 1		0- 3	0- 1			
1- 12	0- 0		0- 1	NON-CONFERENCE	0- 3		0- 7	1- 1			
0- 3	0- 0		0- 0	HOME	0- 1		0- 2	0- 0			
1- 4	0- 0		0- 1	AWAY	0- 1		0- 2	1- 0			
0- 5	0- 0		0- 0	NEUTRAL	0- 1		0- 3	0- 1			
5- 11	0- 0		0- 2	CONFERENCE	0- 0		0- 2	5- 7			
2- 6	0- 0		0- 1	HOME	0- 0		0- 1	2- 4			
3- 5	0- 0		0- 1	AWAY	0- 0		0- 1	3- 3			
0- 0	0- 0		0- 0	NEUTRAL	0- 0		0- 0	0- 0			
RPI S	Opponent	Score	RPI S	Opponent	Score	RPI S	Opponent	Score	RPI S	Opponent	Score
			34 A	Dayton	0 3	72 A	Xavier	0 3	103 N	James Madison	0 3
			46 A	Milwaukee	0 3	77 H	IPFW	0 3	114 A	Cleveland St.	0 3
			46 H	Milwaukee	0 3	79 N	Central Mich.	0 3	114 H	Cleveland St.	0 3
									129 A	Oakland	0 3
									129 N	Oakland	1 3
									132 A	Toledo	0 3
									138 H	Bowling Green	0 3
									143 H	Miami (OH)	1 3
									146 N	Niagara	0 3
									167 A	Valparaiso	0 3
									167 H	Valparaiso	0 3
									177 A	Butler	0 3
									177 H	Butler	1 3
									196 N	Davidson	0 3
									221 A	Green Bay	3 1
									221 H	Green Bay	1 3
									235 A	Ill.-Chicago	0 3
									235 H	Ill.-Chicago	3 0
									291 A	High Point	3 0
									299 A	Loyola Chicago	3 2
									299 H	Loyola Chicago	1 3
									300 A	Youngstown St.	3 1
									300 H	Youngstown St.	3 0
LAST 10 GAMES											
			177 H	Butler	1 3	46 H	Milwaukee	0 3			
			221 A	Green Bay	3 1	34 A	Dayton	0 3			
			299 A	Loyola Chicago	3 2	300 A	Youngstown St.	3 1			
			167 H	Valparaiso	0 3	114 A	Cleveland St.	0 3			
			235 H	Ill.-Chicago	3 0	299 H	Loyola Chicago	1 3			

Non-Div. I Games:

Wright St.

DePaul

DePaul					Through Games Of Dec. 17, 2011 [FINAL]									
Average RPI Win: 244		WON-LOST RECORD	WINNING PCT. RANK		LAST 10 GAMES	STRENGTH OF SCHEDULE		OPP. STRENGTH OF SCHEDULE		TEAM RPI	ADJ RPI		CONF. RPI	ADJ CONF. RPI
Average RPI Loss: 119														
DIV. I ONLY		7- 22	.24138	287	3- 7	191		142		262	.39971	255	12	12
DIV. I NON-CONF.		4- 11	.26667	268	1- 1	226		203		266	.3938	264	10	11
TOTALS		RPI 1-25		RPI 26-50		W-L RECORDS		RPI 51-100		RPI 101-150		RPI 150+		
7- 22		0- 1		0- 3		OVERALL		0- 5		1- 6		6- 7		
4- 9		0- 1		0- 2		HOME		0- 3		1- 1		3- 2		
1- 9		0- 0		0- 1		AWAY		0- 1		0- 3		1- 4		
2- 4		0- 0		0- 0		NEUTRAL		0- 1		0- 2		2- 1		
4- 11		0- 0		0- 1		NON-CONFERENCE		0- 2		0- 4		4- 4		
2- 3		0- 0		0- 1		HOME		0- 0		0- 1		2- 1		
0- 4		0- 0		0- 0		AWAY		0- 1		0- 1		0- 2		
2- 4		0- 0		0- 0		NEUTRAL		0- 1		0- 2		2- 1		
3- 11		0- 1		0- 2		CONFERENCE		0- 3		1- 2		2- 3		
2- 6		0- 1		0- 1		HOME		0- 3		1- 0		1- 1		
1- 5		0- 0		0- 1		AWAY		0- 0		0- 2		1- 2		
0- 0		0- 0		0- 0		NEUTRAL		0- 0		0- 0		0- 0		
RPI	S	Opponent	Score		RPI	S	Opponent	Score		RPI	S	Opponent	Score	
20	H	Cincinnati	0 3		30	H	Louisville	0 3		59	H	Notre Dame	1 3	
					38	A	Marquette	0 3		77	N	IPFW	2 3	
					47	H	Kansas	0 3		83	A	Wyoming	0 3	
										95	H	Seton Hall	0 3	
										100	H	Villanova	2 3	

Non-Div. I Games:

DePaul

DePaul

Average RPI Win:	255	WON-LOST RECORD	WINNING PCT. RANK	LAST 10 GAMES	STRENGTH OF SCHEDULE	OPP. STRENGTH OF SCHEDULE	TEAM RPI	ADJ RPI	CONF. RPI	ADJ CONF. RPI		
Average RPI Loss:	163											
DIV. I ONLY		10- 16	.38462	228	1- 8	252	227	254	.39856	256	16	16
DIV. I NON-CONF.		6- 4	.6	112	0- 0	303	315	230	.43113	231	16	16
<hr/>												
TOTALS	RPI 1-25	RPI 26-50		W-L RECORDS		RPI 51-100		RPI 101-150		RPI 150+		
10- 16	0- 1	0- 1		OVERALL		0- 2		0- 2		10- 10		
6- 6	0- 1	0- 1		HOME		0- 1		0- 1		6- 2		
1- 9	0- 0	0- 0		AWAY		0- 0		0- 1		1- 8		
3- 1	0- 0	0- 0		NEUTRAL		0- 1		0- 0		3- 0		
6- 4	0- 0	0- 0		NON-CONFERENCE		0- 1		0- 0		6- 3		
3- 0	0- 0	0- 0		HOME		0- 0		0- 0		3- 0		
0- 3	0- 0	0- 0		AWAY		0- 0		0- 0		0- 3		
3- 1	0- 0	0- 0		NEUTRAL		0- 1		0- 0		3- 0		
4- 12	0- 1	0- 1		CONFERENCE		0- 1		0- 2		4- 7		
3- 6	0- 1	0- 1		HOME		0- 1		0- 1		3- 2		
1- 6	0- 0	0- 0		AWAY		0- 0		0- 1		1- 5		
0- 0	0- 0	0- 0		NEUTRAL		0- 0		0- 0		0- 0		
RPI	S	Opponent	Score	RPI	S	Opponent	Score	RPI	S	Opponent	Score	
23	H	Western Ky.	0 3	48	H	Middle Tenn.	0 3	87	N	Oral Roberts	0 3	
								93	H	FIU	0 3	
										Arkansas St.	1 3	
										Arkansas St.	0 3	
										Denver	0 3	
										Denver	2 3	
										Stephen F. Austin	3 2	
										North Texas	2 3	
										North Texas	3 2	
										Troy	0 3	
										South Ala.	1 3	
										La.-Lafayette	3 1	
										La.-Lafayette	3 2	
										UALR	2 3	
										UALR	0 3	
										Nicholls St.	2 3	
										McNeese St.	1 3	
										McNeese St.	3 2	
										Alabama A&M	3 2	
										Fla. Atlantic	3 1	
										Prairie View	3 1	
										Southeastern La.	1 3	
										Grambling	3 0	
										Grambling	3 1	
				LAST 10 GAMES								
				119	H	Arkansas St.	0 3	229	A	UALR	2 3	
				229	H	UALR	0 3	23	H	Western Ky.	0 3	
				292	H	Fla. Atlantic	3 1	48	H	Middle Tenn.	0 3	
				93	H	FIU	0 3	153	A	Denver	0 3	
				119	A	Arkansas St.	1 3	165	A	North Texas	2 3	

Non-Div. I Games:

La.-Monroe

Average RPI Win:		306	WON-LOST RECORD		WINNING PCT. RANK		LAST 10 GAMES		STRENGTH OF SCHEDULE		OPP. STRENGTH OF SCHEDULE		TEAM RPI		ADJ RPI		CONF. RPI		ADJ CONF. RPI	
DIV. I ONLY			13- 14		.48148 170		8- 2		307		297		265		.39582 257		32		32	
DIV. I NON-CONF.			2- 12		.14286 300		1- 1		176		121		274		.38275 275		32		32	
TOTALS		RPI 1-25		RPI 26-50		W-L RECORDS		RPI 51-100		RPI 101-150		RPI 150+								
13- 14		0- 1		0- 2		OVERALL		0- 1		0- 3		13- 7								
6- 1		0- 0		0- 0		HOME		0- 0		0- 0		6- 1								
5- 7		0- 1		0- 0		AWAY		0- 1		0- 1		5- 4								
2- 6		0- 0		0- 2		NEUTRAL		0- 0		0- 2		2- 2								
2- 12		0- 1		0- 2		NON-CONFERENCE		0- 1		0- 3		2- 5								
1- 1		0- 0		0- 0		HOME		0- 0		0- 0		1- 1								
1- 6		0- 1		0- 0		AWAY		0- 1		0- 1		1- 3								
0- 5		0- 0		0- 2		NEUTRAL		0- 0		0- 2		0- 1								
11- 2		0- 0		0- 0		CONFERENCE		0- 0		0- 0		11- 2								
5- 0		0- 0		0- 0		HOME		0- 0		0- 0		5- 0								
4- 1		0- 0		0- 0		AWAY		0- 0		0- 0		4- 1								
2- 1		0- 0		0- 0		NEUTRAL		0- 0		0- 0		2- 1								
RPI	S	Opponent		Score		RPI	S	Opponent		Score		RPI	S	Opponent		Score				
18	A	Miami (FL)		0 3		29	N	Oklahoma		0 3		93	A	FIU		0 3				
						47	N	Kansas		0 3										
														120 N Auburn		0 3				
														123 A Georgia		0 3				
														145 N Liberty		0 3				
														154 A South Fla.		1 3				
														192 N Md.-East. Shore		2 3				
														217 A North Florida		1 3				
														217 N North Florida		1 3				
														242 A Jacksonville		3 2				
														242 H Jacksonville		1 3				
														264 A Mercer		1 3				
														264 H Mercer		3 2				
														287 A South Carolina St.		1 3				
														287 H South Carolina St.		3 0				
														306 N Howard		3 0				
														312 A Bethune-Cookman		3 1				
														312 H Bethune-Cookman		3 0				
														312 N Bethune-Cookman		3 0				
														318 A N.C. Central		3 1				
														318 H N.C. Central		3 0				
														324 A N.C. A&T		3 0				
														324 H N.C. A&T		3 0				
														327 A Savannah St.		3 0				
														327 H Savannah St.		3 0				
LAST 10 GAMES																				
154	A	South Fla.		1 3		318	A	N.C. Central		3 1		327	A	Savannah St.		3 0				
192	N	Md.-East. Shore		2 3		324	A	N.C. A&T		3 0										
312	N	Bethune-Cookman		3 0		327	H	Savannah St.		3 0										
306	N	Howard		3 0		287	H	South Carolina St.		3 0										
312	H	Bethune-Cookman		3 0		242	A	Jacksonville		3 2										

Non-Div. I Games:

Florida A&M

Average RPI Win: 259		WON-LOST RECORD		WINNING PCT. RANK		LAST 10 GAMES		STRENGTH OF SCHEDULE		OPP. STRENGTH OF SCHEDULE		TEAM RPI		ADJ RPI		CONF. RPI		ADJ CONF. RPI	
DIV. I ONLY		11- 20		.35484 240		5- 5		227		235		253		.39528 258		27		28	
DIV. I NON-CONF.		2- 9		.18182 290		0- 0		108		122		242		.42888 235		26		25	
TOTALS		RPI 1-25		RPI 26-50		W-L RECORDS		RPI 51-100		RPI 101-150		RPI 150+							
11- 20		0- 0		0- 1		OVERALL		0- 6		0- 2		11- 11							
5- 5		0- 0		0- 0		HOME		0- 1		0- 0		5- 4							
4- 9		0- 0		0- 0		AWAY		0- 2		0- 1		4- 6							
2- 6		0- 0		0- 1		NEUTRAL		0- 3		0- 1		2- 1							
2- 9		0- 0		0- 1		NON-CONFERENCE		0- 4		0- 2		2- 2							
0- 0		0- 0		0- 0		HOME		0- 0		0- 0		0- 0							
0- 3		0- 0		0- 0		AWAY		0- 1		0- 1		0- 1							
2- 6		0- 0		0- 1		NEUTRAL		0- 3		0- 1		2- 1							
9- 11		0- 0		0- 0		CONFERENCE		0- 2		0- 0		9- 9							
5- 5		0- 0		0- 0		HOME		0- 1		0- 0		5- 4							
4- 6		0- 0		0- 0		AWAY		0- 1		0- 0		4- 5							
0- 0		0- 0		0- 0		NEUTRAL		0- 0		0- 0		0- 0							
RPI S	Opponent	Score		RPI S	Opponent	Score		RPI S	Opponent	Score		RPI S	Opponent	Score					
				37 N	Missouri	0	3	69 N	Texas St.	1	3	120 N	Auburn	1	3				
								79 N	Central Mich.	1	3	150 A	Alabama	1	3				
								86 A	Morehead St.	1	3	175 N	Elon	1	3				
								86 H	Morehead St.	1	3	177 A	Butler	0	3				
								90 A	Lipscomb	0	3	181 A	Tennessee St.	1	3				
								93 N	FIU	0	3	181 H	Tennessee St.	3	0				
												197 N	East Tenn. St.	3	1				
												202 A	UT Martin	3	2				
												202 H	UT Martin	1	3				
												251 A	Eastern Ky.	1	3				
												251 H	Eastern Ky.	3	2				
												259 A	Southeast Mo. St.	1	3				
												259 H	Southeast Mo. St.	2	3				
												262 A	Jacksonville St.	1	3				
												262 H	Jacksonville St.	3	1				
												275 A	Eastern Ill.	3	0				
												275 H	Eastern Ill.	1	3				
												277 A	SIU Edwardsville	2	3				
												277 H	SIU Edwardsville	2	3				
												286 A	Murray St.	3	0				
												286 H	Murray St.	3	0				
												298 A	Tennessee Tech	3	0				
												298 H	Tennessee Tech	3	1				
												310 N	Alabama St.	3	0				
LAST 10 GAMES																			
				286 A	Murray St.	3	0	298 H	Tennessee Tech	3	1	298 H	Tennessee Tech	3	1				
				259 A	Southeast Mo. St.	1	3	86 H	Morehead St.	1	3	310 N	Alabama St.	3	0				
				202 A	UT Martin	3	2	275 A	Eastern Ill.	3	0								
				181 A	Tennessee St.	1	3	277 A	SIU Edwardsville	2	3								
				262 H	Jacksonville St.	3	1	202 H	UT Martin	1	3								

Non-Div. I Games:

Austin Peay

Average RPI Win:	263	WON-LOST RECORD	WINNING PCT. RANK	LAST 10 GAMES	STRENGTH OF SCHEDULE	OPP. STRENGTH OF SCHEDULE	TEAM RPI	ADJ RPI	CONF. RPI	ADJ CONF. RPI	
Average RPI Loss:	184										
DIV. I ONLY	14- 19	.42424	201	4- 6	267	252	248	.39521	259	27	28
DIV. I NON-CONF.	2- 9	.18182	290	0- 0	260	188	298	.35847	295	26	25
<hr/>											
TOTALS	RPI 1-25	RPI 26-50		W-L RECORDS	RPI 51-100		RPI 101-150		RPI 150+		
14- 19	0- 0	0- 0		OVERALL	0- 4		0- 3		14- 12		
7- 3	0- 0	0- 0		HOME	0- 1		0- 0		7- 2		
4- 12	0- 0	0- 0		AWAY	0- 2		0- 3		4- 7		
3- 4	0- 0	0- 0		NEUTRAL	0- 1		0- 0		3- 3		
<hr/>											
2- 9	0- 0	0- 0		NON-CONFERENCE	0- 1		0- 3		2- 5		
0- 0	0- 0	0- 0		HOME	0- 0		0- 0		0- 0		
0- 5	0- 0	0- 0		AWAY	0- 0		0- 3		0- 2		
2- 4	0- 0	0- 0		NEUTRAL	0- 1		0- 0		2- 3		
<hr/>											
12- 10	0- 0	0- 0		CONFERENCE	0- 3		0- 0		12- 7		
7- 3	0- 0	0- 0		HOME	0- 1		0- 0		7- 2		
4- 7	0- 0	0- 0		AWAY	0- 2		0- 0		4- 5		
1- 0	0- 0	0- 0		NEUTRAL	0- 0		0- 0		1- 0		
<hr/>											
RPI S	Opponent	Score	RPI S	Opponent	Score	RPI S	Opponent	Score	RPI S	Opponent	Score
						51 N	Arizona	0 3	119 A	Arkansas St.	0 3
						86 A	Morehead St.	0 3	137 A	Memphis	1 3
						86 A	Morehead St.	2 3	141 A	Indiana	0 3
						86 H	Morehead St.	1 3	181 A	Tennessee St.	2 3
									181 H	Tennessee St.	2 3
									184 A	Evansville	2 3
									189 N	Georgia St.	0 3
									202 A	UT Martin	1 3
									202 H	UT Martin	3 1
									214 N	Buffalo	3 1
									229 A	UALR	0 3
									235 N	Ill.-Chicago	2 3
									251 A	Eastern Ky.	3 1
									251 H	Eastern Ky.	3 1
									251 N	Eastern Ky.	3 1
									258 A	Austin Peay	3 2
									258 H	Austin Peay	3 1
									262 A	Jacksonville St.	2 3
									262 H	Jacksonville St.	3 1
									275 A	Eastern Ill.	3 0
									275 H	Eastern Ill.	3 1
									277 A	SIU Edwardsville	0 3
									277 H	SIU Edwardsville	1 3
									281 N	Alabama A&M	1 3
									286 A	Murray St.	0 3
									286 H	Murray St.	3 2
									298 A	Tennessee Tech	3 1
<hr/>											
			LAST 10 GAMES								
			86 A	Morehead St.	0 3	251 A	Eastern Ky.	3 1	277 A	SIU Edwardsville	0 3
			251 N	Eastern Ky.	3 1	86 A	Morehead St.	2 3	277 H	SIU Edwardsville	1 3
			181 H	Tennessee St.	2 3	202 H	UT Martin	3 1	281 N	Alabama A&M	1 3
			258 H	Austin Peay	3 1	202 H	UT Martin	3 1	286 A	Murray St.	0 3
			277 H	SIU Edwardsville	1 3	286 A	Murray St.	0 3	286 H	Murray St.	3 2
						262 A	Jacksonville St.	2 3	298 A	Tennessee Tech	3 1

Non-Div. I Games:

Southeast Mo. St.

RPI	S	Opponent	Score	
298	H	Tennessee Tech	3	1
300	N	Youngstown St.	3	2

Southeast Mo. St.

S
o
u
t
h
e
a
s
t
M
o
.
S
t
.

S
o
u
t
h
e
a
s
t
M
o
.
S
t
.

DIV. I ONLY DIV. I NON-CONF.	15- 15 5- 6	.5 .45455	152 190	6- 4 0- 0	299 316	287 247	255 267	.39514 .39222	260 268	30 30	30 30
TOTALS	RPI 1-25	RPI 26-50		W-L RECORDS	RPI 51-100		RPI 101-150		RPI 150+		
15- 15	0- 0	0- 1		OVERALL	0- 0		0- 4		15- 10		
6- 5	0- 0	0- 0		HOME	0- 0		0- 1		6- 4		
6- 6	0- 0	0- 0		AWAY	0- 0		0- 2		6- 4		
3- 4	0- 0	0- 1		NEUTRAL	0- 0		0- 1		3- 2		
5- 6	0- 0	0- 1		NON-CONFERENCE	0- 0		0- 1		5- 4		
1- 1	0- 0	0- 0		HOME	0- 0		0- 0		1- 1		
1- 2	0- 0	0- 0		AWAY	0- 0		0- 1		1- 1		
3- 3	0- 0	0- 1		NEUTRAL	0- 0		0- 0		3- 2		
10- 9	0- 0	0- 0		CONFERENCE	0- 0		0- 3		10- 6		
5- 4	0- 0	0- 0		HOME	0- 0		0- 1		5- 3		
5- 4	0- 0	0- 0		AWAY	0- 0		0- 1		5- 3		
0- 1	0- 0	0- 0		NEUTRAL	0- 0		0- 1		0- 0		
RPI S Opponent Score	RPI S Opponent Score		RPI S Opponent Score		RPI S Opponent Score		RPI S Opponent Score		RPI S Opponent Score		
35 N Michigan St.		0	3	138 A Bowling Green		0	3	146 A Niagara		1	3
				146 H Niagara		0	3	146 N Niagara		0	3
				164 A Fairfield		2	3	164 H Fairfield		2	3
				213 H Kent St.		2	3	214 H Buffalo		3	1
				222 N Bradley		0	3	231 A Akron		1	3
				232 A Marist		0	3	232 H Marist		3	0
				244 A Siena		3	2	244 H Siena		3	0
				245 A Manhattan		3	0	245 H Manhattan		2	3
				269 A Iona		1	3	269 H Iona		0	3
				277 N SIU Edwardsville		1	3	290 A Loyola Maryland		3	0
				290 H Loyola Maryland		3	0	295 N Morgan St.		3	1
				296 N Saint Francis (PA)		3	0	305 N Providence		3	1
				308 A La Salle		3	0	319 A Rider		3	0
				319 H Rider		3	1				
										</	

Non-Div. I Games:

Canisius

RPI	S	Opponent	Score	
325	A	Saint Peter's	3	0
325	H	Saint Peter's	3	0

Canisius

C
a
n
i
s
i
u
s

C
a
n
i
s
i
u
s

Average RPI Win:		254	WON-LOST RECORD		WINNING PCT. RANK		LAST 10 GAMES		STRENGTH OF SCHEDULE		OPP. STRENGTH OF SCHEDULE		TEAM RPI		ADJ RPI		CONF. RPI		ADJ CONF. RPI	
DIV. I ONLY			14- 18	.4375	193	5- 5		266		272		246	.39508	261		29		29		
DIV. I NON-CONF.			6- 10	.375	229	0- 1		239		235		252	.39776	261		29		29		
TOTALS		RPI 1-25		RPI 26-50		W-L RECORDS		RPI 51-100		RPI 101-150		RPI 150+								
14- 18		0- 1		0- 0		OVERALL		0- 3		0- 2		14- 12								
6- 7		0- 0		0- 0		HOME		0- 1		0- 1		6- 5								
6- 7		0- 0		0- 0		AWAY		0- 2		0- 1		6- 4								
2- 4		0- 1		0- 0		NEUTRAL		0- 0		0- 0		2- 3								
6- 10		0- 1		0- 0		NON-CONFERENCE		0- 1		0- 0		6- 8								
2- 3		0- 0		0- 0		HOME		0- 0		0- 0		2- 3								
2- 3		0- 0		0- 0		AWAY		0- 1		0- 0		2- 2								
2- 4		0- 1		0- 0		NEUTRAL		0- 0		0- 0		2- 3								
8- 8		0- 0		0- 0		CONFERENCE		0- 2		0- 2		8- 4								
4- 4		0- 0		0- 0		HOME		0- 1		0- 1		4- 2								
4- 4		0- 0		0- 0		AWAY		0- 1		0- 1		4- 2								
0- 0		0- 0		0- 0		NEUTRAL		0- 0		0- 0		0- 0								
RPI	S	Opponent		Score		RPI	S	Opponent		Score		RPI	S	Opponent		Score				
8	N	Purdue		0 3								148	A	Long Island		0 3				
								75 A Sacred Heart		2 3		148	H	Long Island		0 3				
								91 A Army		1 3		153	A	Denver		3 2				
												182	A	Central Conn. St.		1 3				
												182	H	Central Conn. St.		3 1				
												190	H	Harvard		1 3				
												192	H	Md.-East. Shore		1 3				
												192	N	Md.-East. Shore		2 3				
												212	N	UMKC		3 2				
												226	A	Robert Morris		3 2				
												226	H	Robert Morris		3 2				
												238	A	New Hampshire		3 1				
												247	A	Fairleigh Dickinson		3 2				
												247	H	Fairleigh Dickinson		1 3				
												248	N	Air Force		1 3				
												268	A	Brown		0 3				
												270	H	Hartford		2 3				
												270	N	Hartford		2 3				
												273	N	Fordham		3 0				
												278	H	Holy Cross		3 2				
												278	H	Holy Cross		3 0				
LAST 10 GAMES						LAST 10 GAMES						LAST 10 GAMES								
												296	A	Saint Francis (PA)		2 3				
												296	H	Saint Francis (PA)		2 3				
												301	A	Quinnipiac		3 0				
												301	H	Quinnipiac		3 0				
												305	A	Providence		1 3				
												305	A	Providence		1 3				
												323	A	St. Francis (NY)		3 1				

Non-Div. I Games:

Bryant

RPI	S	Opponent	Score
323	H	St. Francis (NY)	3 0

Bryant

Average RPI Win:		267	WON-LOST RECORD		WINNING PCT. RANK		LAST 10 GAMES		STRENGTH OF SCHEDULE		OPP. STRENGTH OF SCHEDULE		TEAM RPI		ADJ RPI		CONF. RPI		ADJ CONF. RPI				
DIV. I ONLY			11- 20		.35484 240		5- 5		212		243		249		.39455 262		27		28				
DIV. I NON-CONF.			2- 8		.2 284		0- 0		83		124		219		.44175 214		26		25				
TOTALS		RPI 1-25		RPI 26-50		W-L RECORDS		RPI 51-100		RPI 101-150		RPI 150+											
11- 20		0- 2		0- 1		OVERALL		0- 4		0- 0		11- 13											
5- 5		0- 0		0- 0		HOME		0- 1		0- 0		5- 4											
4- 10		0- 1		0- 0		AWAY		0- 2		0- 0		4- 7											
2- 5		0- 1		0- 1		NEUTRAL		0- 1		0- 0		2- 2											
2- 8		0- 2		0- 1		NON-CONFERENCE		0- 2		0- 0		2- 3											
0- 0		0- 0		0- 0		HOME		0- 0		0- 0		0- 0											
0- 4		0- 1		0- 0		AWAY		0- 1		0- 0		0- 2											
2- 4		0- 1		0- 1		NEUTRAL		0- 1		0- 0		2- 1											
9- 12		0- 0		0- 0		CONFERENCE		0- 2		0- 0		9- 10											
5- 5		0- 0		0- 0		HOME		0- 1		0- 0		5- 4											
4- 6		0- 0		0- 0		AWAY		0- 1		0- 0		4- 5											
0- 1		0- 0		0- 0		NEUTRAL		0- 0		0- 0		0- 1											
RPI	S	Opponent		Score		RPI	S	Opponent		Score		RPI	S	Opponent		Score		RPI	S	Opponent		Score	
8	A	Purdue		0	3	36	N	Ball St.		1	3	66	A	LSU		0	3	181	A	Tennessee St.		3	1
18	N	Miami (FL)		0	3							71	N	Col. of Charleston		0	3	181	H	Tennessee St.		1	3
												86	A	Morehead St.		0	3	189	A	Georgia St.		1	3
												86	H	Morehead St.		1	3	190	A	Harvard		0	3
																		202	A	UT Martin		2	3
																		202	H	UT Martin		1	3
																		202	N	UT Martin		2	3
																		223	N	Western Caro.		3	0
																		227	N	La.-Lafayette		2	3
																		251	A	Eastern Ky.		0	3
																		251	H	Eastern Ky.		3	0
																		258	A	Austin Peay		1	3
																		258	H	Austin Peay		3	1
																		259	A	Southeast Mo. St.		1	3
																		259	H	Southeast Mo. St.		3	2
																		275	A	Eastern Ill.		3	2
																		275	H	Eastern Ill.		2	3
																		277	A	SIU Edwardsville		2	3
																		277	H	SIU Edwardsville		2	3
																		286	A	Murray St.		3	2
																		286	H	Murray St.		3	1
																		298	A	Tennessee Tech		3	2
																		298	H	Tennessee Tech		3	0
																		326	N	Alcorn St.		3	0
LAST 10 GAMES																							
						202	N	UT Martin		2	3	258	A	Austin Peay		1	3	298	A	Tennessee Tech		3	2
						251	H	Eastern Ky.		3	0	181	A	Tennessee St.		3	1	326	N	Alcorn St.		3	0
						86	H	Morehead St.		1	3	259	H	Southeast Mo. St.		3	2						
						275	A	Eastern Ill.		3	2	286	H	Murray St.		3	1						
						277	A	SIU Edwardsville		2	3	277	H	SIU Edwardsville		2	3						

Non-Div. I Games:

Jacksonville St.

Average RPI Win: 245		WON-LOST	WINNING	LAST 10	STRENGTH OF	OPP. STRENGTH	TEAM	ADJ	CONF.	ADJ CONF.		
Average RPI Loss: 117		RECORD	PCT. RANK	GAMES	SCHEDULE	OF SCHEDULE	RPI	RPI	RPI	RPI		
DIV. I ONLY		5- 21	.19231	301	2- 8	176	115	268	.39324	263	13	13
DIV. I NON-CONF.		3- 9	.25	272	1- 0	223	102	261	.3984	260	13	13
<hr/>												
TOTALS		RPI 1-25	RPI 26-50		W-L RECORDS	RPI 51-100		RPI 101-150		RPI 150+		
5- 21	0- 3		0- 1		OVERALL	0- 2		0- 6		5- 9		
2- 7	0- 1		0- 0		HOME	0- 1		0- 3		2- 2		
2- 8	0- 1		0- 1		AWAY	0- 1		0- 3		2- 2		
1- 6	0- 1		0- 0		NEUTRAL	0- 0		0- 0		1- 5		
<hr/>												
3- 9	0- 1		0- 1		NON-CONFERENCE	0- 0		0- 2		3- 5		
1- 1	0- 0		0- 0		HOME	0- 0		0- 1		1- 0		
1- 2	0- 0		0- 1		AWAY	0- 0		0- 1		1- 0		
1- 6	0- 1		0- 0		NEUTRAL	0- 0		0- 0		1- 5		
<hr/>												
2- 12	0- 2		0- 0		CONFERENCE	0- 2		0- 4		2- 4		
1- 6	0- 1		0- 0		HOME	0- 1		0- 2		1- 2		
1- 6	0- 1		0- 0		AWAY	0- 1		0- 2		1- 2		
0- 0	0- 0		0- 0		NEUTRAL	0- 0		0- 0		0- 0		
<hr/>												
RPI S	Opponent	Score	RPI S	Opponent	Score	RPI S	Opponent	Score	RPI S	Opponent	Score	
10 A	Hawaii	0 3	32 A	California	0 3	60 A	New Mexico St.	0 3	101 A	San Diego St.	0 3	
10 H	Hawaii	0 3				60 H	New Mexico St.	0 3	105 A	Idaho	1 3	
19 N	Texas A&M	0 3							105 H	Idaho	1 3	
									135 A	Fresno St.	1 3	
									135 H	Fresno St.	2 3	
									144 H	UNLV	0 3	
									156 N	Washington St.	0 3	
									159 N	Sacramento St.	1 3	
									161 N	UC Irvine	1 3	
									170 A	San Jose St.	0 3	
									170 H	San Jose St.	0 3	
									173 A	Utah St.	0 3	
									173 H	Utah St.	1 3	
									177 N	Butler	0 3	
									201 N	Texas-Arlington	3 1	
									209 A	Portland	3 2	
									209 N	Portland	2 3	
									267 A	Louisiana Tech	3 0	
									267 H	Louisiana Tech	3 0	
									283 H	Seattle	3 0	
<hr/>												
LAST 10 GAMES												
105 H	Idaho	1 3	170 H	San Jose St.	0 3	135 A	Fresno St.	1 3	283 H	Seattle	3 0	
173 H	Utah St.	1 3	173 A	Utah St.	0 3	105 A	Idaho	1 3				
60 A	New Mexico St.	0 3										
267 A	Louisiana Tech	3 0										
10 H	Hawaii	0 3										

Non-Div. I Games:

Nevada

Average RPI Win: 264		WON-LOST	WINNING	LAST 10	STRENGTH OF		OPP. STRENGTH	TEAM	ADJ		CONF.	ADJ CONF.
Average RPI Loss: 169		RECORD	PCT. RANK	GAMES	SCHEDULE		OF SCHEDULE	RPI	RPI		RPI	RPI
DIV. I ONLY		12- 19	.3871	224	6- 4		273	257	259		.38905	264
DIV. I NON-CONF.		8- 10	.44444	195	3- 0		276	260	246		.41176	252
TOTALS		RPI 1-25	RPI 26-50		W-L RECORDS		RPI 51-100		RPI 101-150		RPI 150+	
12- 19	0- 0	0- 0		OVERALL		0- 3		1- 3		11- 13		
7- 8	0- 0	0- 0		HOME		0- 1		0- 3		7- 4		
4- 8	0- 0	0- 0		AWAY		0- 1		0- 0		4- 7		
1- 3	0- 0	0- 0		NEUTRAL		0- 1		1- 0		0- 2		
8- 10	0- 0	0- 0		NON-CONFERENCE		0- 2		1- 2		7- 6		
5- 4	0- 0	0- 0		HOME		0- 0		0- 2		5- 2		
2- 3	0- 0	0- 0		AWAY		0- 1		0- 0		2- 2		
1- 3	0- 0	0- 0		NEUTRAL		0- 1		1- 0		0- 2		
4- 9	0- 0	0- 0		CONFERENCE		0- 1		0- 1		4- 7		
2- 4	0- 0	0- 0		HOME		0- 1		0- 1		2- 2		
2- 5	0- 0	0- 0		AWAY		0- 0		0- 0		2- 5		
0- 0	0- 0	0- 0		NEUTRAL		0- 0		0- 0		0- 0		
RPI S	Opponent	Score	RPI S	Opponent	Score	RPI S	Opponent	Score	RPI S	Opponent	Score	
						61 N	Samford	0 3	123 N	Georgia	3 2	
						81 A	Georgia Tech	0 3	124 H	Belmont	1 3	
						90 H	Lipscomb	0 3	128 H	Ga. Southern	0 3	
									149 H	Winthrop	0 3	
									152 A	Fla. Gulf Coast	1 3	
									152 H	Fla. Gulf Coast	2 3	
									169 A	Troy	0 3	
									169 H	Troy	0 3	
									180 A	Kennesaw St.	1 3	
									181 H	Tennessee St.	2 3	
									189 H	Georgia St.	3 0	
									196 N	Davidson	0 3	
									197 A	East Tenn. St.	1 3	
									217 A	North Florida	1 3	
									217 H	North Florida	3 0	
									230 N	UNC Wilmington	0 3	
									242 A	Jacksonville	2 3	
									242 H	Jacksonville	0 3	
									257 A	Florida A&M	2 3	
									257 H	Florida A&M	3 1	
									279 A	Chattanooga	3 0	
									279 H	Chattanooga	3 1	
									284 A	S.C. Upstate	3 1	
									294 A	Stetson	3 1	
									294 H	Stetson	3 1	
									302 H	Norfolk St.	3 0	
									327 A	Savannah St.	3 0	
LAST 10 GAMES												
						180 A	Kennesaw St.	1 3	217 H	North Florida	3 0	
						327 H	Savannah St.	3 0	284 A	S.C. Upstate	3 1	
						294 A	Stetson	3 1	197 A	East Tenn. St.	1 3	
						152 A	Fla. Gulf Coast	1 3	279 H	Chattanooga	3 1	
						242 H	Jacksonville	0 3	327 A	Savannah St.	3 0	

Non-Div. I Games:

Mercer

RPI	S	Opponent	Score	
327	H	Savannah St.	3	0

Mercer

M
e
r
c
e
r

M
e
r
c
e
r

Average RPI Win: 271		WON-LOST	WINNING	LAST 10	STRENGTH OF		OPP. STRENGTH	TEAM	ADJ	CONF.	ADJ CONF.		
Average RPI Loss: 147		RECORD	PCT. RANK	GAMES	SCHEDULE		OF SCHEDULE	RPI	RPI	RPI	RPI		
DIV. I ONLY		10- 20	.33333	251	4- 6		241	218	261	.3885	265	20	20
DIV. I NON-CONF.		5- 9	.35714	240	0- 0		187	190	225	.43909	220	19	18

TOTALS		RPI 1-25		RPI 26-50		W-L RECORDS		RPI 51-100		RPI 101-150		RPI 150+	
10- 20		0- 0		0- 2		OVERALL		0- 7		0- 1		10- 10	
5- 6		0- 0		0- 0		HOME		0- 2		0- 1		5- 3	
4- 10		0- 0		0- 1		AWAY		0- 3		0- 0		4- 6	
1- 4		0- 0		0- 1		NEUTRAL		0- 2		0- 0		1- 1	
5- 9		0- 0		0- 2		NON-CONFERENCE		0- 5		0- 0		5- 2	
2- 1		0- 0		0- 0		HOME		0- 1		0- 0		2- 0	
2- 4		0- 0		0- 1		AWAY		0- 2		0- 0		2- 1	
1- 4		0- 0		0- 1		NEUTRAL		0- 2		0- 0		1- 1	
5- 11		0- 0		0- 0		CONFERENCE		0- 2		0- 1		5- 8	
3- 5		0- 0		0- 0		HOME		0- 1		0- 1		3- 3	
2- 6		0- 0		0- 0		AWAY		0- 1		0- 0		2- 5	
0- 0		0- 0		0- 0		NEUTRAL		0- 0		0- 0		0- 0	
RPI S	Opponent	Score	RPI S	Opponent	Score	RPI S	Opponent	Score	RPI S	Opponent	Score		
			27 N	Colorado St.	0 3	67 A	Arkansas	0 3	136 H	Sam Houston St.	0 3		
			49 A	Baylor	0 3	69 A	Texas St.	1 3	162 H	Stephen F. Austin	2 3		
						74 A	Creighton	0 3	186 A	Central Ark.	2 3		
						80 H	UTSA	0 3	186 H	Central Ark.	3 1		
						84 N	UAB	1 3	195 N	Drake	2 3		
						87 H	Oral Roberts	2 3	201 A	Texas-Arlington	2 3		
						99 N	Northern Colo.	0 3	219 A	A&M-Corpus Christi	2 3		
									234 A	Nicholls St.	0 3		
									234 H	Nicholls St.	2 3		
									241 A	Lamar	3 2		
									241 H	Lamar	1 3		
									243 A	Northwestern St.	1 3		
									243 H	Northwestern St.	3 1		
									256 A	La.-Monroe	2 3		
									256 H	La.-Monroe	3 1		
									267 A	Louisiana Tech	3 1		
									285 N	Tex.-Pan American	3 0		
									297 H	Prairie View	3 1		
									311 A	Southeastern La.	3 0		
									311 H	Southeastern La.	3 0		
									315 A	Grambling	3 0		
LAST 10 GAMES													
			136 H	Sam Houston St.	0 3	234 A	Nicholls St.	0 3					
			162 H	Stephen F. Austin	2 3	219 A	A&M-Corpus Christi	2 3					
			243 H	Northwestern St.	3 1	241 A	Lamar	3 2					
			186 H	Central Ark.	3 1	243 A	Northwestern St.	1 3					
			311 A	Southeastern La.	3 0	186 A	Central Ark.	2 3					

Non-Div. I Games:

McNeese St.

Average RPI Win: 257		WON-LOST RECORD	WINNING PCT. RANK		LAST 10 GAMES	STRENGTH OF SCHEDULE	OPP. STRENGTH OF SCHEDULE	TEAM RPI	ADJ RPI	CONF. RPI	ADJ CONF. RPI				
Average RPI Loss: 154															
DIV. I ONLY		5- 21	.19231	301	3- 7	145	230	272	.38374	266	19	19			
DIV. I NON-CONF.		2- 10	.16667	294	0- 1	166	240	275	.39226	267	21	20			
<hr/>															
TOTALS		RPI 1-25		RPI 26-50		W-L RECORDS		RPI 51-100		RPI 101-150		RPI 150+			
5- 21		0- 0		0- 1		OVERALL		0- 3		0- 5		5- 12			
2- 8		0- 0		0- 0		HOME		0- 1		0- 2		2- 5			
2- 10		0- 0		0- 0		AWAY		0- 2		0- 1		2- 7			
1- 3		0- 0		0- 1		NEUTRAL		0- 0		0- 2		1- 0			
2- 10		0- 0		0- 1		NON-CONFERENCE		0- 1		0- 5		2- 3			
0- 3		0- 0		0- 0		HOME		0- 0		0- 2		0- 1			
1- 4		0- 0		0- 0		AWAY		0- 1		0- 1		1- 2			
1- 3		0- 0		0- 1		NEUTRAL		0- 0		0- 2		1- 0			
3- 11		0- 0		0- 0		CONFERENCE		0- 2		0- 0		3- 9			
2- 5		0- 0		0- 0		HOME		0- 1		0- 0		2- 4			
1- 6		0- 0		0- 0		AWAY		0- 1		0- 0		1- 5			
0- 0		0- 0		0- 0		NEUTRAL		0- 0		0- 0		0- 0			
RPI	S	Opponent	Score	RPI	S	Opponent	Score	RPI	S	Opponent	Score	RPI	S	Opponent	Score
				34	N	Dayton	0 3	88	A	Yale	0 3	109	H	UTEP	0 3
								88	H	Yale	0 3	112	N	Syracuse	1 3
								97	A	American	1 3	116	N	George Washington	0 3
												146	H	Niagara	0 3
												147	A	VCU	1 3
												155	A	Princeton	0 3
												155	H	Princeton	1 3
												160	A	Dartmouth	0 3
												160	H	Dartmouth	2 3
												163	A	Columbia	0 3
												163	H	Columbia	2 3
												190	A	Harvard	3 1
												190	H	Harvard	3 2
												200	A	Colgate	1 3
												210	A	Penn	0 3
												210	H	Penn	1 3
												214	A	Buffalo	1 3
												249	H	Binghamton	1 3
												268	A	Brown	2 3
												268	H	Brown	3 1
												313	A	Delaware St.	3 0
												324	N	N.C. A&T	3 0
				LAST 10 GAMES											
				210	A	Penn	0 3	268	H	Brown	3 1				
				155	A	Princeton	0 3	163	A	Columbia	0 3				
				190	H	Harvard	3 2	160	A	Dartmouth	0 3				
				160	H	Dartmouth	2 3	190	A	Harvard	3 1				
				88	H	Yale	0 3	200	A	Colgate	1 3				

Non-Div. I Games:

Cornell

Average RPI Win:		272	WON-LOST RECORD		WINNING PCT. RANK	LAST 10 GAMES	STRENGTH OF SCHEDULE		OPP. STRENGTH OF SCHEDULE	TEAM RPI	ADJ RPI	CONF. RPI	ADJ CONF. RPI
Average RPI Loss:		150											
DIV. I ONLY		10- 22			.3125 264	1- 9	270		215	275	.37739 267	13	13
DIV. I NON-CONF.		10- 8			.55556 142	1- 1	293		303	231	.42612 240	13	13
TOTALS		RPI 1-25	RPI 26-50		W-L RECORDS		RPI 51-100		RPI 101-150		RPI 150+		
10- 22	0- 2		0- 0		OVERALL		0- 3		1- 6		9- 11		
3- 10	0- 1		0- 0		HOME		0- 1		0- 3		3- 5		
3- 9	0- 1		0- 0		AWAY		0- 1		1- 3		2- 4		
4- 3	0- 0		0- 0		NEUTRAL		0- 1		0- 0		4- 2		
10- 8	0- 0		0- 0		NON-CONFERENCE		0- 1		1- 2		9- 5		
3- 3	0- 0		0- 0		HOME		0- 0		0- 1		3- 2		
3- 2	0- 0		0- 0		AWAY		0- 0		1- 1		2- 1		
4- 3	0- 0		0- 0		NEUTRAL		0- 1		0- 0		4- 2		
0- 14	0- 2		0- 0		CONFERENCE		0- 2		0- 4		0- 6		
0- 7	0- 1		0- 0		HOME		0- 1		0- 2		0- 3		
0- 7	0- 1		0- 0		AWAY		0- 1		0- 2		0- 3		
0- 0	0- 0		0- 0		NEUTRAL		0- 0		0- 0		0- 0		
RPI S	Opponent	Score	RPI S	Opponent	Score	RPI S	Opponent	Score	RPI S	Opponent	Score		
10 A	Hawaii	0 3				60 A	New Mexico St.	0 3	105 A	Idaho	0 3		
10 H	Hawaii	0 3				60 H	New Mexico St.	0 3	105 H	Idaho	0 3		
						61 N	Samford	0 3	107 A	Houston Baptist	3 2		
									115 H	Texas Tech	0 3		
									135 A	Fresno St.	0 3		
									135 H	Fresno St.	0 3		
									136 A	Sam Houston St.	0 3		
									151 N	Southern Miss.	0 3		
									170 A	San Jose St.	1 3		
									170 H	San Jose St.	0 3		
									173 A	Utah St.	0 3		
									173 H	Utah St.	1 3		
									215 A	Jackson St.	2 3		
									216 A	South Ala.	3 1		
									236 N	Rutgers	3 2		
									243 H	Northwestern St.	0 3		
									263 A	Nevada	0 3		
									263 H	Nevada	0 3		
									265 H	McNeese St.	1 3		
									281 N	Alabama A&M	3 1		
									285 N	Tex.-Pan American	0 3		
									311 H	Southeastern La.	3 1		
									311 N	Southeastern La.	3 1		
									311 N	Southeastern La.	3 2		
									315 A	Grambling	3 0		
									315 H	Grambling	3 0		
									320 H	Ark.-Pine Bluff	3 0		
			LAST 10 GAMES										
			320 H	Ark.-Pine Bluff	3 0	173 A	Utah St.	0 3					
			170 A	San Jose St.	1 3	105 A	Idaho	0 3					
			10 A	Hawaii	0 3	60 H	New Mexico St.	0 3					
			135 H	Fresno St.	0 3	243 H	Northwestern St.	0 3					
			263 H	Nevada	0 3	10 H	Hawaii	0 3					

Non-Div. I Games:

Louisiana Tech

Average RPI Win: 264		WON-LOST	WINNING	LAST 10	STRENGTH OF		OPP. STRENGTH	TEAM	ADJ	CONF.	ADJ CONF.	
Average RPI Loss: 170		RECORD	PCT. RANK	GAMES	SCHEDULE		OF SCHEDULE	RPI	RPI	RPI	RPI	
DIV. I ONLY		6- 19	.24 288	1- 9	178		253	270	.3749 268	19	19	
DIV. I NON-CONF.		4- 7	.36364 235	0- 0	199		281	244	.41531 249	21	20	
<hr/>												
TOTALS		RPI 1-25		RPI 26-50		W-L RECORDS		RPI 51-100		RPI 101-150		RPI 150+
6- 19		0- 0		0- 0		OVERALL		0- 4		0- 0		6- 15
3- 7		0- 0		0- 0		HOME		0- 1		0- 0		3- 6
2- 9		0- 0		0- 0		AWAY		0- 2		0- 0		2- 7
1- 3		0- 0		0- 0		NEUTRAL		0- 1		0- 0		1- 2
4- 7		0- 0		0- 0		NON-CONFERENCE		0- 2		0- 0		4- 5
2- 1		0- 0		0- 0		HOME		0- 0		0- 0		2- 1
1- 3		0- 0		0- 0		AWAY		0- 1		0- 0		1- 2
1- 3		0- 0		0- 0		NEUTRAL		0- 1		0- 0		1- 2
2- 12		0- 0		0- 0		CONFERENCE		0- 2		0- 0		2- 10
1- 6		0- 0		0- 0		HOME		0- 1		0- 0		1- 5
1- 6		0- 0		0- 0		AWAY		0- 1		0- 0		1- 5
0- 0		0- 0		0- 0		NEUTRAL		0- 0		0- 0		0- 0
RPI S	Opponent	Score		RPI S	Opponent	Score		RPI S	Opponent	Score		
						75 A	Sacred Heart 0 3	155 A	Princeton	0	3	
						76 N	Northeastern 0 3	155 H	Princeton	1	3	
						88 A	Yale 0 3	160 A	Dartmouth	0	3	
						88 H	Yale 0 3	160 H	Dartmouth	0	3	
								163 A	Columbia	0	3	
								163 H	Columbia	1	3	
								190 A	Harvard	1	3	
								190 H	Harvard	1	3	
								192 H	Md.-East. Shore	2	3	
								206 A	Rhode Island	1	3	
								210 A	Penn	3	2	
								210 H	Penn	1	3	
								214 N	Buffalo	1	3	
								236 N	Rutgers	2	3	
								252 A	St. John's (NY)	2	3	
								261 H	Bryant	3	0	
								266 A	Cornell	1	3	
								266 H	Cornell	3	2	
								270 N	Hartford	3	1	
								273 H	Fordham	3	1	
								305 A	Providence	3	1	
LAST 10 GAMES												
						190 A	Harvard 1 3	266 A	Cornell	1	3	
						160 A	Dartmouth 0 3	88 H	Yale	0	3	
						210 H	Penn 1 3	155 A	Princeton	0	3	
						155 H	Princeton 1 3	210 A	Penn	3	2	
						163 A	Columbia 0 3	160 H	Dartmouth	0	3	

Non-Div. I Games:

Brown

Average RPI Win: 274		WON-LOST RECORD		WINNING PCT. RANK		LAST 10 GAMES		STRENGTH OF SCHEDULE		OPP. STRENGTH OF SCHEDULE		TEAM RPI		ADJ RPI		CONF. RPI		ADJ CONF. RPI	
DIV. I ONLY		12- 18		.4 215		2- 8		279		284		264		.37212 270		25		25	
DIV. I NON-CONF.		9- 9		.5 161		0- 1		284		300		238		.41523 250		25		26	
TOTALS		RPI 1-25		RPI 26-50		W-L RECORDS		RPI 51-100		RPI 101-150		RPI 150+							
12- 18		0- 0		0- 0		OVERALL		0- 4		0- 0		12- 14							
7- 5		0- 0		0- 0		HOME		0- 1		0- 0		7- 4							
2- 10		0- 0		0- 0		AWAY		0- 3		0- 0		2- 7							
3- 3		0- 0		0- 0		NEUTRAL		0- 0		0- 0		3- 3							
9- 9		0- 0		0- 0		NON-CONFERENCE		0- 2		0- 0		9- 7							
4- 2		0- 0		0- 0		HOME		0- 0		0- 0		4- 2							
2- 4		0- 0		0- 0		AWAY		0- 2		0- 0		2- 2							
3- 3		0- 0		0- 0		NEUTRAL		0- 0		0- 0		3- 3							
3- 9		0- 0		0- 0		CONFERENCE		0- 2		0- 0		3- 7							
3- 3		0- 0		0- 0		HOME		0- 1		0- 0		3- 2							
0- 6		0- 0		0- 0		AWAY		0- 1		0- 0		0- 5							
0- 0		0- 0		0- 0		NEUTRAL		0- 0		0- 0		0- 0							
RPI S	Opponent	Score		RPI S	Opponent	Score		RPI S	Opponent	Score		RPI S	Opponent	Score					
								75 A	Sacred Heart	0	3	155 N	Princeton	2	3				
								85 A	Albany (NY)	0	3	182 A	Central Conn. St.	2	3				
								85 H	Albany (NY)	0	3	183 A	Connecticut	0	3				
								91 A	Army	0	3	205 A	UMBC	1	3				
												205 H	UMBC	3	2				
												212 N	UMKC	3	0				
												225 A	Stony Brook	1	3				
												225 H	Stony Brook	2	3				
												232 H	Marist	2	3				
												236 N	Rutgers	2	3				
												238 A	New Hampshire	2	3				
												238 H	New Hampshire	2	3				
												249 A	Binghamton	2	3				
												249 H	Binghamton	3	2				
												261 A	Bryant	3	2				
												261 N	Bryant	3	2				
												268 N	Brown	1	3				
												278 H	Holy Cross	3	0				
												296 N	Saint Francis (PA)	3	0				
												301 H	Quinnipiac	3	0				
												303 A	Lafayette	3	0				
												305 A	Providence	2	3				
												305 H	Providence	3	0				
												308 H	La Salle	3	0				
												309 H	Navy	2	3				
												313 H	Delaware St.	3	0				
LAST 10 GAMES																			
				85 A	Albany (NY)	0	3	182 A	Central Conn. St.	2	3	305 H	Providence	3	0				
				249 A	Binghamton	2	3	238 A	New Hampshire	2	3	308 H	La Salle	3	0				
				205 A	UMBC	1	3	249 H	Binghamton	3	2	309 H	Navy	2	3				
				225 A	Stony Brook	1	3	85 H	Albany (NY)	0	3	313 H	Delaware St.	3	0				
				305 H	Providence	3	0	225 H	Stony Brook	2	3								

Non-Div. I Games:

Hartford

Wofford					Through Games Of Dec. 17, 2011 [FINAL]								
Average RPI Win: 286		WON-LOST RECORD	WINNING PCT. RANK		LAST 10 GAMES	STRENGTH OF SCHEDULE	OPP. STRENGTH OF SCHEDULE	TEAM RPI	ADJ RPI		CONF. RPI	ADJ CONF. RPI	
Average RPI Loss: 181													
DIV. I ONLY		13- 19	.40625	212	1- 9	302	282	280	.369	272	18	18	
DIV. I NON-CONF.		10- 6	.625	101	0- 1	326	324	281	.37398	282	20	21	
TOTALS		RPI 1-25	RPI 26-50		W-L RECORDS	RPI 51-100		RPI 101-150		RPI 150+			
13- 19	0- 0		0- 0		OVERALL	0- 6		0- 2		13- 11			
4- 5	0- 0		0- 0		HOME	0- 2		0- 0		4- 3			
4- 10	0- 0		0- 0		AWAY	0- 4		0- 1		4- 5			
5- 4	0- 0		0- 0		NEUTRAL	0- 0		0- 1		5- 3			
10- 6	0- 0		0- 0		NON-CONFERENCE	0- 0		0- 0		10- 6			
1- 1	0- 0		0- 0		HOME	0- 0		0- 0		1- 1			
4- 2	0- 0		0- 0		AWAY	0- 0		0- 0		4- 2			
5- 3	0- 0		0- 0		NEUTRAL	0- 0		0- 0		5- 3			
3- 13	0- 0		0- 0		CONFERENCE	0- 6		0- 2		3- 5			
3- 4	0- 0		0- 0		HOME	0- 2		0- 0		3- 2			
0- 8	0- 0		0- 0		AWAY	0- 4		0- 1		0- 3			
0- 1	0- 0		0- 0		NEUTRAL	0- 0		0- 1		0- 0			
RPI S	Opponent	Score	RPI S	Opponent	Score	RPI S	Opponent	Score	RPI S	Opponent	Score		
						61 A	Samford	0 3	128 A	Ga. Southern	1 3	W o f f o r d	
						64 A	Furman	0 3	128 N	Ga. Southern	0 3		
						64 H	Furman	0 3	175 H	Elon	0 3		
						71 A	Col. of Charleston	0 3	196 A	Davidson	2 3		
						71 H	Col. of Charleston	0 3	196 H	Davidson	3 1		
						98 A	Appalachian St.	0 3	197 A	East Tenn. St.	2 3		
									213 N	Kent St.	3 0		
									223 A	Western Caro.	2 3		
									237 H	UNC Greensboro	1 3		
									253 N	Western Ill.	0 3		
									277 A	SIU Edwardsville	3 1		
									279 H	Chattanooga	3 0		
									282 A	Citadel	1 3		
									282 H	Citadel	3 0		
									284 A	S.C. Upstate	3 0		
									287 A	South Carolina St.	1 3		
									293 H	Gardner-Webb	1 3		
									293 N	Gardner-Webb	0 3		
									294 A	Stetson	3 1		
									307 A	Charleston So.	3 0		
									307 N	Charleston So.	3 1		
									310 N	Alabama St.	3 0		
									312 N	Bethune-Cookman	1 3		
									320 N	Ark.-Pine Bluff	3 0		
									324 H	N.C. A&T	3 0		
									327 N	Savannah St.	3 0		
LAST 10 GAMES													
						196 H	Davidson	3 1	293 H	Gardner-Webb	1 3		
						128 N	Ga. Southern	0 3	237 H	UNC Greensboro	1 3		
						71 A	Col. of Charleston	0 3	175 H	Elon	0 3		
						282 A	Citadel	1 3	98 A	Appalachian St.	0 3		
						64 H	Furman	0 3					

Non-Div. I Games: Converse 3 0

Wofford

Average RPI Win: 234		WON-LOST RECORD		WINNING PCT. RANK		LAST 10 GAMES		STRENGTH OF SCHEDULE		OPP. STRENGTH OF SCHEDULE		TEAM RPI		ADJ RPI		CONF. RPI		ADJ CONF. RPI	
DIV. I ONLY		7- 23		.23333 290		2- 8		199		213		276		.36727 273		17		17	
DIV. I NON-CONF.		3- 12		.2 284		0- 0		250		266		300		.33847 303		17		17	
TOTALS		RPI 1-25		RPI 26-50		W-L RECORDS		RPI 51-100		RPI 101-150		RPI 150+							
7- 23		0- 0		0- 2		OVERALL		1- 4		0- 4		6- 13							
2- 11		0- 0		0- 1		HOME		0- 4		0- 2		2- 4							
3- 9		0- 0		0- 1		AWAY		1- 0		0- 2		2- 6							
2- 3		0- 0		0- 0		NEUTRAL		0- 0		0- 0		2- 3							
3- 12		0- 0		0- 0		NON-CONFERENCE		0- 2		0- 0		3- 10							
1- 4		0- 0		0- 0		HOME		0- 2		0- 0		1- 2							
0- 5		0- 0		0- 0		AWAY		0- 0		0- 0		0- 5							
2- 3		0- 0		0- 0		NEUTRAL		0- 0		0- 0		2- 3							
4- 11		0- 0		0- 2		CONFERENCE		1- 2		0- 4		3- 3							
1- 7		0- 0		0- 1		HOME		0- 2		0- 2		1- 2							
3- 4		0- 0		0- 1		AWAY		1- 0		0- 2		2- 1							
0- 0		0- 0		0- 0		NEUTRAL		0- 0		0- 0		0- 0							
RPI	S	Opponent		Score	RPI	S	Opponent		Score	RPI	S	Opponent		Score					
					34	A	Dayton		0 3	72	H	Xavier		0 3					
					34	H	Dayton		0 3	82	A	Saint Louis		3 2					
										82	H	Saint Louis		1 3					
										85	H	Albany (NY)		0 3					
										95	H	Seton Hall		1 3					
													116	A	George Washington	0 3			
													116	H	George Washington	2 3			
													133	A	Duquesne	1 3			
													133	H	Duquesne	2 3			
													157	A	Charlotte	1 3			
													157	H	Charlotte	2 3			
													160	N	Dartmouth	0 3			
													183	A	Connecticut	1 3			
													185	H	Colorado	0 3			
													192	N	Md.-East. Shore	3 1			
													206	H	Rhode Island	1 3			
													225	A	Stony Brook	2 3			
													236	A	Rutgers	1 3			
													244	H	Siena	3 1			
													245	N	Manhattan	0 3			
													246	A	Temple	3 1			
													246	H	Temple	3 1			
													252	H	St. John's (NY)	1 3			
													261	N	Bryant	0 3			
													268	A	Brown	1 3			
													288	A	Bucknell	2 3			
													308	A	La Salle	3 0			
													319	N	Rider	3 2			
LAST 10 GAMES																			
					116	H	George Washington		2 3	82	A	Saint Louis		3 2					
					157	H	Charlotte		2 3	34	H	Dayton		0 3					
										72	H	Xavier		0 3					
										157	A	Charlotte		1 3					
										116	A	George Washington		0 3					

Non-Div. I Games:

Fordham

Average RPI Win:		262	WON-LOST RECORD		WINNING PCT. RANK		LAST 10 GAMES		STRENGTH OF SCHEDULE		OPP. STRENGTH OF SCHEDULE		TEAM RPI		ADJ RPI		CONF. RPI		ADJ CONF. RPI	
DIV. I ONLY			2- 27		.06897 321		0- 10		159		129		291		.36647 274		11		11	
DIV. I NON-CONF.			2- 7		.22222 281		0- 0		236		176		284		.38484 273		9		9	
TOTALS		RPI 1-25		RPI 26-50		W-L RECORDS		RPI 51-100		RPI 101-150		RPI 150+								
2- 27		0- 1		0- 1		OVERALL		0- 10		0- 6		2- 9								
1- 10		0- 1		0- 0		HOME		0- 4		0- 2		1- 3								
1- 11		0- 0		0- 0		AWAY		0- 5		0- 2		1- 4								
0- 6		0- 0		0- 1		NEUTRAL		0- 1		0- 2		0- 2								
2- 7		0- 0		0- 1		NON-CONFERENCE		0- 1		0- 2		2- 3								
1- 0		0- 0		0- 0		HOME		0- 0		0- 0		1- 0								
1- 1		0- 0		0- 0		AWAY		0- 0		0- 0		1- 1								
0- 6		0- 0		0- 1		NEUTRAL		0- 1		0- 2		0- 2								
0- 20		0- 1		0- 0		CONFERENCE		0- 9		0- 4		0- 6								
0- 10		0- 1		0- 0		HOME		0- 4		0- 2		0- 3								
0- 10		0- 0		0- 0		AWAY		0- 5		0- 2		0- 3								
0- 0		0- 0		0- 0		NEUTRAL		0- 0		0- 0		0- 0								
RPI	S	Opponent		Score		RPI	S	Opponent		Score		RPI	S	Opponent		Score				
25	H	Tulsa		0 3		32	N	California		0 3		62	H	Houston		0 3				
												62	H	Houston		1 3				
												63	A	Rice		0 3				
												63	A	Rice		0 3				
												73	A	UCF		1 3				
												73	H	UCF		0 3				
												79	N	Central Mich.		1 3				
												84	A	UAB		0 3				
												84	H	UAB		0 3				
												96	A	SMU		0 3				
														109 A UTEP		0 3				
														109 H UTEP		0 3				
														110 N North Carolina St.		0 3				
														137 A Memphis		0 3				
														137 H Memphis		0 3				
														148 N Long Island		1 3				
														151 A Southern Miss.		0 3				
														151 H Southern Miss.		0 3				
														172 A Virginia		0 3				
														187 A Marshall		1 3				
														187 H Marshall		0 3				
														211 A Tulane		0 3				
														211 H Tulane		2 3				
														220 N George Mason		0 3				
														230 A UNC Wilmington		3 1				
														293 H Gardner-Webb		3 1				
														307 N Charleston So.		2 3				
LAST 10 GAMES																				
						187	H	Marshall		0 3		63	A	Rice		0 3				
						137	H	Memphis		0 3		63	A	Rice		0 3				
						84	H	UAB		0 3		151	H	Southern Miss.		0 3				
						73	A	UCF		1 3		211	H	Tulane		2 3				
						109	A	UTEP		0 3		25	H	Tulsa		0 3				

Non-Div. I Games:

East Carolina

Average RPI Win: 249		WON-LOST	WINNING	LAST 10	STRENGTH OF		OPP. STRENGTH	TEAM	ADJ	CONF.	ADJ CONF.
Average RPI Loss: 194		RECORD	PCT. RANK	GAMES	SCHEDULE		OF SCHEDULE	RPI	RPI	RPI	RPI
DIV. I ONLY		11- 20	.35484	240	5- 5		286	244	273	.36576	275
DIV. I NON-CONF.		3- 8	.27273	267	1- 0		266	173	279	.39366	265
TOTALS		RPI 1-25	RPI 26-50		W-L RECORDS		RPI 51-100		RPI 101-150		RPI 150+
11- 20	0- 0	0- 2		OVERALL		1- 1		0- 4		10- 13	
5- 6	0- 0	0- 0		HOME		0- 1		0- 0		5- 5	
4- 9	0- 0	0- 1		AWAY		1- 0		0- 1		3- 7	
2- 5	0- 0	0- 1		NEUTRAL		0- 0		0- 3		2- 1	
3- 8	0- 0	0- 2		NON-CONFERENCE		0- 0		0- 4		3- 2	
1- 0	0- 0	0- 0		HOME		0- 0		0- 0		1- 0	
0- 3	0- 0	0- 1		AWAY		0- 0		0- 1		0- 1	
2- 5	0- 0	0- 1		NEUTRAL		0- 0		0- 3		2- 1	
8- 12	0- 0	0- 0		CONFERENCE		1- 1		0- 0		7- 11	
4- 6	0- 0	0- 0		HOME		0- 1		0- 0		4- 5	
4- 6	0- 0	0- 0		AWAY		1- 0		0- 0		3- 6	
0- 0	0- 0	0- 0		NEUTRAL		0- 0		0- 0		0- 0	
RPI S	Opponent	Score	RPI S	Opponent	Score	RPI S	Opponent	Score	RPI S	Opponent	Score
			30 A	Louisville	0 3	86 A	Morehead St.	3 0	104 N	Ole Miss	2 3
			44 N	Wichita St.	0 3	86 H	Morehead St.	0 3	141 A	Indiana	0 3
									143 N	Miami (OH)	1 3
									146 N	Niagara	1 3
									181 A	Tennessee St.	0 3
									181 H	Tennessee St.	3 0
									198 N	Gonzaga	2 3
									202 A	UT Martin	0 3
									202 H	UT Martin	3 1
									208 A	Indiana St.	0 3
									235 H	Ill.-Chicago	3 1
									251 A	Eastern Ky.	2 3
									251 H	Eastern Ky.	1 3
									258 A	Austin Peay	3 1
									258 H	Austin Peay	0 3
									259 A	Southeast Mo. St.	1 3
									259 H	Southeast Mo. St.	0 3
									262 A	Jacksonville St.	3 2
									262 H	Jacksonville St.	2 3
									277 A	SIU Edwardsville	0 3
									277 H	SIU Edwardsville	3 2
									286 A	Murray St.	2 3
									286 H	Murray St.	1 3
									298 A	Tennessee Tech	3 0
									298 H	Tennessee Tech	3 0
									317 N	Chicago St.	3 0
									321 N	Coppin St.	3 1
LAST 10 GAMES			202 H	UT Martin	3 1	86 A	Morehead St.	3 0			
			262 H	Jacksonville St.	2 3	277 A	SIU Edwardsville	0 3			
			298 H	Tennessee Tech	3 0	258 H	Austin Peay	0 3			
			286 A	Murray St.	2 3	181 H	Tennessee St.	3 0			
			251 A	Eastern Ky.	2 3	235 H	Ill.-Chicago	3 1			

Non-Div. I Games:

Eastern Ill.

Average RPI Win:	286	WON-LOST RECORD	WINNING PCT. RANK	LAST 10 GAMES		STRENGTH OF SCHEDULE	OPP. STRENGTH OF SCHEDULE	TEAM RPI	ADJ RPI	CONF. RPI	ADJ CONF. RPI
DIV. I ONLY		13- 20	.39394 219	5- 5		278	293	269	.36559 276	28	27
DIV. I NON-CONF.		7- 10	.41176 217	2- 0		256	310	258	.39305 266	27	27
<hr/>											
TOTALS	RPI 1-25		RPI 26-50		W-L RECORDS		RPI 51-100		RPI 101-150		RPI 150+
13- 20	0- 0		0- 0		OVERALL		0- 1		0- 5		13- 14
6- 6	0- 0		0- 0		HOME		0- 1		0- 1		6- 4
4- 10	0- 0		0- 0		AWAY		0- 0		0- 4		4- 6
3- 4	0- 0		0- 0		NEUTRAL		0- 0		0- 0		3- 4
7- 10	0- 0		0- 0		NON-CONFERENCE		0- 1		0- 1		7- 8
2- 2	0- 0		0- 0		HOME		0- 1		0- 0		2- 1
2- 4	0- 0		0- 0		AWAY		0- 0		0- 1		2- 3
3- 4	0- 0		0- 0		NEUTRAL		0- 0		0- 0		3- 4
6- 10	0- 0		0- 0		CONFERENCE		0- 0		0- 4		6- 6
4- 4	0- 0		0- 0		HOME		0- 0		0- 1		4- 3
2- 6	0- 0		0- 0		AWAY		0- 0		0- 3		2- 3
0- 0	0- 0		0- 0		NEUTRAL		0- 0		0- 0		0- 0
<hr/>											
RPI S	Opponent	Score	RPI S	Opponent	Score	RPI S	Opponent	Score	RPI S	Opponent	Score
						71 H	Col. of Charleston	1 3	103 A	James Madison	0 3
									145 A	Liberty	1 3
									149 A	Winthrop	1 3
									149 A	Winthrop	0 3
									149 H	Winthrop	2 3
									178 N	Lehigh	0 3
									184 N	Evansville	0 3
									196 A	Davidson	0 3
									197 N	East Tenn. St.	2 3
									203 H	UNC Asheville	1 3
									222 H	Bradley	3 1
									224 A	Radford	2 3
									226 N	Robert Morris	2 3
									230 A	UNC Wilmington	0 3
									233 A	Presbyterian	1 3
									233 H	Presbyterian	0 3
									237 A	UNC Greensboro	3 1
									250 A	Campbell	3 2
									250 H	Campbell	1 3
									269 H	Iona	1 3
									282 A	Citadel	3 0
			LAST 10 GAMES						287 A	South Carolina St.	1 3
			149 A Winthrop			1 3	233 H Presbyterian		0 3	287 H South Carolina St.	3 0
			250 A Campbell			3 2	149 H Winthrop		2 3	291 A High Point	1 3
			291 A High Point			1 3	282 A Citadel		3 0	291 H High Point	3 0
			307 A Charleston So.			3 1	293 H Gardner-Webb		3 0	293 H Gardner-Webb	3 0
			287 H South Carolina St.			3 0	203 H UNC Asheville		1 3	293 H Gardner-Webb	3 2

Non-Div. I Games:

Coastal Caro.

RPI	S	Opponent	Score	
302	N	Norfolk St.	3	0
307	A	Charleston So.	3	1
307	H	Charleston So.	3	0
324	N	N.C. A&T	3	0
324	N	N.C. A&T	3	0

Coastal Caro.

C
o
a
s
t
a
l
C
a
r
o
.

C
o
a
s
t
a
l
C
a
r
o
.

Average RPI Win:	269	WON-LOST RECORD	WINNING PCT. RANK	LAST 10 GAMES	STRENGTH OF SCHEDULE	OPP. STRENGTH OF SCHEDULE	TEAM RPI	ADJ RPI	CONF. RPI	ADJ CONF. RPI						
DIV. I ONLY		13- 19	.40625	212	6- 4	292	278	271	.36418	277	27	28				
DIV. I NON-CONF.		5- 7	.41667	208	0- 0	292	299	264	.39507	263	26	25				
<hr/>																
TOTALS	RPI 1-25	RPI 26-50		W-L RECORDS		RPI 51-100		RPI 101-150		RPI 150+						
13- 19	0- 0	0- 1		OVERALL		0- 2		0- 2		13- 14						
7- 7	0- 0	0- 0		HOME		0- 1		0- 0		7- 6						
4- 10	0- 0	0- 0		AWAY		0- 1		0- 2		4- 6						
2- 2	0- 0	0- 1		NEUTRAL		0- 0		0- 0		2- 1						
<hr/>																
5- 7	0- 0	0- 1		NON-CONFERENCE		0- 0		0- 2		5- 4						
2- 2	0- 0	0- 0		HOME		0- 0		0- 0		2- 2						
1- 3	0- 0	0- 0		AWAY		0- 0		0- 2		1- 1						
2- 2	0- 0	0- 1		NEUTRAL		0- 0		0- 0		2- 1						
<hr/>																
8- 12	0- 0	0- 0		CONFERENCE		0- 2		0- 0		8- 10						
5- 5	0- 0	0- 0		HOME		0- 1		0- 0		5- 4						
3- 7	0- 0	0- 0		AWAY		0- 1		0- 0		3- 6						
0- 0	0- 0	0- 0		NEUTRAL		0- 0		0- 0		0- 0						
<hr/>																
RPI	S	Opponent	Score	RPI	S	Opponent	Score	RPI	S	Opponent	Score					
				35	N	Michigan St.	0 3	86	A	Morehead St.	0 3					
								86	H	Morehead St.	0 3					
								111	A	Illinois St.	1 3					
								138	A	Bowling Green	1 3					
								181	A	Tennessee St.	2 3					
								181	H	Tennessee St.	1 3					
								202	A	UT Martin	1 3					
								202	H	UT Martin	1 3					
								208	A	Indiana St.	3 1					
								213	H	Kent St.	2 3					
								228	A	Southern Ill.	2 3					
								251	A	Eastern Ky.	0 3					
								251	H	Eastern Ky.	1 3					
								253	H	Western Ill.	3 2					
								253	N	Western Ill.	1 3					
								258	A	Austin Peay	3 2					
								258	H	Austin Peay	3 2					
								259	A	Southeast Mo. St.	3 1					
								259	H	Southeast Mo. St.	3 0					
								260	N	Canisius	3 1					
								262	A	Jacksonville St.	3 2					
								262	H	Jacksonville St.	3 2					
								272	H	Wofford	1 3					
								275	A	Eastern Ill.	2 3					
								275	H	Eastern Ill.	3 0					
								286	A	Murray St.	1 3					
								286	H	Murray St.	1 3					
								298	A	Tennessee Tech	2 3					
								298	H	Tennessee Tech	3 0					
<hr/>																
LAST 10 GAMES																
		202	H	UT Martin	1	3	251	A	Eastern Ky.	0	3	275	H	Eastern Ill.	3	0
		259	A	Southeast Mo. St.	3	1	275	H	Eastern Ill.	3	0	286	A	Murray St.	1	3
		298	H	Tennessee Tech	3	0	181	H	Tennessee St.	1	3	286	H	Murray St.	1	3
		262	H	Jacksonville St.	3	2	258	H	Austin Peay	3	2	298	A	Tennessee Tech	2	3
		86	A	Morehead St.	0	3	262	A	Jacksonville St.	3	2	298	H	Tennessee Tech	3	0

Non-Div. I Games:

SIU Edwardsville

RPI	S	Opponent	Score	
320	H	Ark.-Pine Bluff	3	0
327	N	Savannah St.	3	0

SIU Edwardsville

SIU Edwardsville

SIU Edwardsville

Average RPI Win:	270	WON-LOST RECORD	WINNING PCT. RANK	LAST 10 GAMES	STRENGTH OF SCHEDULE	OPP. STRENGTH OF SCHEDULE	TEAM RPI	ADJ RPI	CONF. RPI	ADJ CONF. RPI			
Average RPI Loss:	192												
DIV. I ONLY		10- 21	.32258	257	4- 6	220	288	266	.36414	278	26	26	
DIV. I NON-CONF.		4- 12	.25	272	0- 1	168	302	260	.37547	280	28	28	
<hr/>													
TOTALS	RPI 1-25	RPI 26-50		W-L RECORDS		RPI 51-100		RPI 101-150		RPI 150+			
10- 21	0- 0	0- 0		OVERALL		0- 5		0- 0		10- 16			
6- 6	0- 0	0- 0		HOME		0- 2		0- 0		6- 4			
2- 11	0- 0	0- 0		AWAY		0- 2		0- 0		2- 9			
2- 4	0- 0	0- 0		NEUTRAL		0- 1		0- 0		2- 3			
<hr/>													
4- 12	0- 0	0- 0		NON-CONFERENCE		0- 1		0- 0		4- 11			
2- 3	0- 0	0- 0		HOME		0- 0		0- 0		2- 3			
0- 6	0- 0	0- 0		AWAY		0- 0		0- 0		0- 6			
2- 3	0- 0	0- 0		NEUTRAL		0- 1		0- 0		2- 2			
<hr/>													
6- 9	0- 0	0- 0		CONFERENCE		0- 4		0- 0		6- 5			
4- 3	0- 0	0- 0		HOME		0- 2		0- 0		4- 1			
2- 5	0- 0	0- 0		AWAY		0- 2		0- 0		2- 3			
0- 1	0- 0	0- 0		NEUTRAL		0- 0		0- 0		0- 1			
<hr/>													
RPI	S	Opponent	Score	RPI	S	Opponent	Score	RPI	S	Opponent	Score		
				76 N Northeastern				0	3	160 H Dartmouth	1	3	
				91 A Army				0	3	178 A Lehigh	0	3	
				91 H Army				0	3	178 H Lehigh	0	3	
				97 A American				0	3	182 A Central Conn. St.	0	3	
				97 H American				1	3	182 H Central Conn. St.	3	0	
								183 A Connecticut				0	3
								190 A Harvard				0	3
								190 N Harvard				0	3
								192 N Md.-East. Shore				3	0
								200 A Colgate				1	3
								200 H Colgate				3	1
								238 H New Hampshire				1	3
								247 H Fairleigh Dickinson				1	3
								249 N Binghamton				1	3
								261 A Bryant				2	3
								261 A Bryant				0	3
								270 A Hartford				0	3
								288 A Bucknell				0	3
								288 H Bucknell				3	0
								303 A Lafayette				3	0
				303 H Lafayette				3	0				
				305 H Providence				3	2				
				306 N Howard				3	0				
				309 A Navy				3	0				
				309 H Navy				3	0				
				309 N Navy				1	3				
				200 A Colgate				1	3				
				288 A Bucknell				0	3				
				288 H Lehigh				0	3				
				303 H Lafayette				3	0				
				238 H New Hampshire				1	3				
				200 A Colgate				1	3				
				91 A Army				0	3				
				97 A American				0	3				
				309 A Navy				3	0				
				288 H Bucknell				3	0				
				200 H Colgate				3	1				
				LAST 10 GAMES									
				200 H Colgate				3	1				
				288 H Bucknell				3	0				
				309 A Navy				3	0				
				97 A American				0	3				
				91 A Army				0	3				

Non-Div. I Games:

Holy Cross

Average RPI Win:		244	WON-LOST RECORD		WINNING PCT. RANK	LAST 10 GAMES	STRENGTH OF SCHEDULE		OPP. STRENGTH OF SCHEDULE	TEAM RPI	ADJ RPI	CONF. RPI	ADJ CONF. RPI		
Average RPI Loss:		165													
DIV. I ONLY			5- 26	.16129	310	1- 9	124		237	274	.36294	279	18	18	
DIV. I NON-CONF.			2- 13	.13333	301	0- 1	171		256	290	.36058	294	20	21	
TOTALS		RPI 1-25	RPI 26-50		W-L RECORDS		RPI 51-100		RPI 101-150		RPI 150+				
5- 26	0- 0		0- 0		OVERALL		0- 8		0- 3		5- 15				
3- 10	0- 0		0- 0		HOME		0- 4		0- 1		3- 5				
1- 12	0- 0		0- 0		AWAY		0- 3		0- 1		1- 8				
1- 4	0- 0		0- 0		NEUTRAL		0- 1		0- 1		1- 2				
2- 13	0- 0		0- 0		NON-CONFERENCE		0- 2		0- 2		2- 9				
0- 5	0- 0		0- 0		HOME		0- 0		0- 1		0- 4				
1- 4	0- 0		0- 0		AWAY		0- 1		0- 0		1- 3				
1- 4	0- 0		0- 0		NEUTRAL		0- 1		0- 1		1- 2				
3- 13	0- 0		0- 0		CONFERENCE		0- 6		0- 1		3- 6				
3- 5	0- 0		0- 0		HOME		0- 4		0- 0		3- 1				
0- 8	0- 0		0- 0		AWAY		0- 2		0- 1		0- 5				
0- 0	0- 0		0- 0		NEUTRAL		0- 0		0- 0		0- 0				
RPI	S	Opponent	Score	RPI	S	Opponent	Score	RPI	S	Opponent	Score	RPI	S	Opponent	Score
								61	A	Samford	0 3	124	H	Belmont	0 3
								61	H	Samford	1 3	128	A	Ga. Southern	0 3
								64	H	Furman	0 3	149	N	Winthrop	2 3
								65	A	Virginia Tech	1 3	151	A	Southern Miss.	0 3
								71	H	Col. of Charleston	1 3	175	A	Elon	0 3
								87	N	Oral Roberts	0 3	175	H	Elon	3 1
								98	A	Appalachian St.	0 3	180	A	Kennesaw St.	1 3
								98	H	Appalachian St.	1 3	183	N	Connecticut	0 3
												196	A	Davidson	0 3
												197	H	East Tenn. St.	0 3
												203	H	UNC Asheville	1 3
												215	N	Jackson St.	2 3
												223	A	Western Caro.	1 3
												223	H	Western Caro.	2 3
												237	A	UNC Greensboro	0 3
												237	H	UNC Greensboro	3 2
												243	N	Northwestern St.	3 1
												264	A	Mercer	1 3
												264	H	Mercer	0 3
												272	A	Wofford	0 3
												281	A	Alabama A&M	3 0
												282	H	Citadel	3 0
												298	H	Tennessee Tech	2 3
LAST 10 GAMES															
								223	H	Western Caro.	2 3	64	H	Furman	0 3
								98	H	Appalachian St.	1 3	128	A	Ga. Southern	0 3
								175	A	Elon	0 3	196	A	Davidson	0 3
								237	A	UNC Greensboro	0 3	264	A	Mercer	1 3
								61	H	Samford	1 3	282	H	Citadel	3 0

Non-Div. I Games:

Chattanooga

Average RPI Win: 298		WON-LOST RECORD		WINNING PCT. RANK		LAST 10 GAMES		STRENGTH OF SCHEDULE		OPP. STRENGTH OF SCHEDULE		TEAM RPI		ADJ RPI		CONF. RPI		ADJ CONF. RPI	
DIV. I ONLY		8- 18		.30769 267		3- 7		306		229		296		.36216 280		31		31	
DIV. I NON-CONF.		6- 17		.26087 271		2- 6		262		229		288		.3703 287		31		31	
TOTALS		RPI 1-25		RPI 26-50		W-L RECORDS		RPI 51-100		RPI 101-150		RPI 150+							
8- 18		0- 0		0- 0		OVERALL		0- 1		0- 9		8- 8							
2- 3		0- 0		0- 0		HOME		0- 0		0- 2		2- 1							
2- 10		0- 0		0- 0		AWAY		0- 1		0- 5		2- 4							
4- 5		0- 0		0- 0		NEUTRAL		0- 0		0- 2		4- 3							
6- 17		0- 0		0- 0		NON-CONFERENCE		0- 1		0- 9		6- 7							
2- 3		0- 0		0- 0		HOME		0- 0		0- 2		2- 1							
1- 9		0- 0		0- 0		AWAY		0- 1		0- 5		1- 3							
3- 5		0- 0		0- 0		NEUTRAL		0- 0		0- 2		3- 3							
2- 1		0- 0		0- 0		CONFERENCE		0- 0		0- 0		2- 1							
0- 0		0- 0		0- 0		HOME		0- 0		0- 0		0- 0							
1- 1		0- 0		0- 0		AWAY		0- 0		0- 0		1- 1							
1- 0		0- 0		0- 0		NEUTRAL		0- 0		0- 0		1- 0							
RPI	S	Opponent		Score	RPI	S	Opponent		Score	RPI	S	Opponent		Score					
							92	A	Pacific	0	3	102	A	Utah Valley	0	3			
												106	A	Oregon St.	0	3			
												108	A	Cal Poly	0	3			
												111	N	Illinois St.	0	3			
												126	N	Loyola Marymount	0	3			
												135	A	Fresno St.	1	3			
												135	H	Fresno St.	0	3			
												144	H	UNLV	2	3			
												145	A	Liberty	0	3			
												170	N	San Jose St.	0	3			
												188	N	UC Riverside	0	3			
												191	N	Northern Ariz.	0	3			
												192	A	Md.-East. Shore	1	3			
												193	A	Idaho St.	0	3			
												218	A	Southern Utah	2	3			
												271	N	Hampton	3	1			
												283	A	Seattle	1	3			
												283	A	Seattle	3	1			
												283	N	Seattle	3	0			
												296	N	Saint Francis (PA)	3	2			
												304	H	Montana St.	0	3			
												304	H	Montana St.	3	1			
												310	A	Alabama St.	3	1			
												318	H	N.C. Central	3	0			
												319	N	Rider	3	1			
					LAST 10 GAMES														
							304	H	Montana St.	0	3			144	H	UNLV	2	3	
							304	H	Montana St.	3	1			135	H	Fresno St.	0	3	
							283	A	Seattle	3	1			218	A	Southern Utah	2	3	
							283	A	Seattle	1	3			271	N	Hampton	3	1	
							193	A	Idaho St.	0	3			192	A	Md.-East. Shore	1	3	

Non-Div. I Games:

CSU Bakersfield

Non-Div. I Games:	Albany St. (GA)	3	0	Albany St. (GA)	3	0	Ala.-Huntsville	3	2	Alabama A&M
-------------------	-----------------	---	---	-----------------	---	---	-----------------	---	---	-------------

RPI	S	Opponent	Score	
316	H	Mississippi Val.	3	0
326	A	Alcorn St.	3	0
326	H	Alcorn St.	3	0

Alabama A&M

A
l
a
b
a
m
a
A
&
M

A
l
a
b
a
m
a
A
&
M

Average RPI Win:	305	WON-LOST RECORD	WINNING PCT. RANK	LAST 10 GAMES	STRENGTH OF SCHEDULE	OPP. STRENGTH OF SCHEDULE	TEAM RPI	ADJ RPI	CONF. RPI	ADJ CONF. RPI	
Average RPI Loss:	170										
DIV. I ONLY	6- 22	.21429	293	1- 9	216	281	287	.35551	282	18	18
DIV. I NON-CONF.	5- 7	.41667	208	0- 1	298	326	286	.37666	279	20	21
<hr/>											
TOTALS	RPI 1-25	RPI 26-50		W-L RECORDS		RPI 51-100		RPI 101-150		RPI 150+	
6- 22	0- 0	0- 0		OVERALL		0- 6		0- 5		6- 11	
4- 11	0- 0	0- 0		HOME		0- 3		0- 2		4- 6	
1- 9	0- 0	0- 0		AWAY		0- 3		0- 1		1- 5	
1- 2	0- 0	0- 0		NEUTRAL		0- 0		0- 2		1- 0	
<hr/>											
5- 7	0- 0	0- 0		NON-CONFERENCE		0- 0		0- 3		5- 4	
3- 4	0- 0	0- 0		HOME		0- 0		0- 1		3- 3	
1- 1	0- 0	0- 0		AWAY		0- 0		0- 0		1- 1	
1- 2	0- 0	0- 0		NEUTRAL		0- 0		0- 2		1- 0	
<hr/>											
1- 15	0- 0	0- 0		CONFERENCE		0- 6		0- 2		1- 7	
1- 7	0- 0	0- 0		HOME		0- 3		0- 1		1- 3	
0- 8	0- 0	0- 0		AWAY		0- 3		0- 1		0- 4	
0- 0	0- 0	0- 0		NEUTRAL		0- 0		0- 0		0- 0	
<hr/>											
RPI S	Opponent	Score	RPI S	Opponent	Score	RPI S	Opponent	Score	RPI S	Opponent	Score
						61 A Samford	0	3	110 H North Carolina St.	0	3
						64 A Furman	1	3	121 N Towson	2	3
						64 H Furman	0	3	128 A Ga. Southern	0	3
						71 A Col. of Charleston	1	3	128 H Ga. Southern	0	3
						71 H Col. of Charleston	0	3	145 N Liberty	0	3
						98 H Appalachian St.	1	3	175 A Elon	0	3
									196 A Davidson	0	3
									196 H Davidson	0	3
									223 H Western Caro.	0	3
									230 H UNC Wilmington	2	3
									237 H UNC Greensboro	0	3
									272 A Wofford	0	3
									272 H Wofford	3	1
									276 H Coastal Caro.	0	3
									279 A Chattanooga	0	3
									287 A South Carolina St.	0	3
									287 H South Carolina St.	3	0
									307 H Charleston So.	1	3
									310 N Alabama St.	3	2
									312 H Bethune-Cookman	3	1
			324 A N.C. A&T	3	0						
			327 H Savannah St.	3	0						
<hr/>											
			LAST 10 GAMES								
			175 A Elon	0	3	128 A Ga. Southern	0	3			
			71 H Col. of Charleston	0	3	276 H Coastal Caro.	0	3			
			272 H Wofford	3	1	98 H Appalachian St.	1	3			
			64 H Furman	0	3	223 H Western Caro.	0	3			
			196 A Davidson	0	3	279 A Chattanooga	0	3			

Non-Div. I Games: Francis Marion 3 2 Claflin 3 0

Citadel

Average RPI Win:	217	WON-LOST	WINNING	LAST 10	STRENGTH OF	OPP. STRENGTH	TEAM	ADJ	CONF.	ADJ CONF.	
Average RPI Loss:	148	RECORD	PCT. RANK	GAMES	SCHEDULE	OF SCHEDULE	RPI	RPI	RPI	RPI	
DIV. I ONLY	5- 22	.18519	303	1- 9	253	154	292	.35377	283	31	31
DIV. I NON-CONF.	4- 20	.16667	294	0- 8	193	111	276	.37247	285	31	31
<hr/>											
TOTALS	RPI 1-25	RPI 26-50		W-L RECORDS	RPI 51-100		RPI 101-150		RPI 150+		
5- 22	0- 0	0- 3		OVERALL	0- 4		0- 4		5- 11		
3- 5	0- 0	0- 0		HOME	0- 0		0- 2		3- 3		
1- 14	0- 0	0- 3		AWAY	0- 4		0- 1		1- 6		
1- 3	0- 0	0- 0		NEUTRAL	0- 0		0- 1		1- 2		
<hr/>											
4- 20	0- 0	0- 3		NON-CONFERENCE	0- 4		0- 4		4- 9		
2- 4	0- 0	0- 0		HOME	0- 0		0- 2		2- 2		
1- 14	0- 0	0- 3		AWAY	0- 4		0- 1		1- 6		
1- 2	0- 0	0- 0		NEUTRAL	0- 0		0- 1		1- 1		
<hr/>											
1- 2	0- 0	0- 0		CONFERENCE	0- 0		0- 0		1- 2		
1- 1	0- 0	0- 0		HOME	0- 0		0- 0		1- 1		
0- 0	0- 0	0- 0		AWAY	0- 0		0- 0		0- 0		
0- 1	0- 0	0- 0		NEUTRAL	0- 0		0- 0		0- 1		
<hr/>											
RPI S	Opponent	Score	RPI S	Opponent	Score	RPI S	Opponent	Score	RPI S	Opponent	Score
			27 A	Colorado St.	0 3	55 A	St. Mary's (CA)	0 3	106 A	Oregon St.	0 3
			31 A	Washington	0 3	92 A	Pacific	0 3	118 H	Santa Clara	0 3
			33 A	Oregon	0 3	94 A	UC Davis	1 3	126 N	Loyola Marymount	0 3
						99 A	Northern Colo.	0 3	135 H	Fresno St.	0 3
									156 H	Washington St.	2 3
									158 A	Boise St.	3 1
									159 A	Sacramento St.	1 3
									161 A	UC Irvine	0 3
									176 A	Portland St.	2 3
									176 H	Portland St.	0 3
									179 N	Hofstra	1 3
									198 H	Gonzaga	3 2
									199 H	Eastern Wash.	3 0
									209 A	Portland	0 3
									248 N	Air Force	3 0
									263 A	Nevada	0 3
									280 H	CSU Bakersfield	3 1
									280 H	CSU Bakersfield	1 3
									280 N	CSU Bakersfield	0 3
									304 A	Montana St.	0 3
			LAST 10 GAMES								
			55 A	St. Mary's (CA)	0 3	99 A	Northern Colo.	0 3			
			92 A	Pacific	0 3	161 A	UC Irvine	0 3			
			176 H	Portland St.	0 3	159 A	Sacramento St.	1 3			
			280 H	CSU Bakersfield	1 3	263 A	Nevada	0 3			
			280 H	CSU Bakersfield	3 1	304 A	Montana St.	0 3			

Non-Div. I Games:

Seattle

[illegible]

Non-Div. I Games:

S.C. Upstate

[illegible]

Non-Div. I Games:	Huston-Tillotson	3	0
--------------------------	-------------------------	----------	----------

Tex.-Pan American

Average RPI Win:		264	WON-LOST RECORD		WINNING PCT. RANK		LAST 10 GAMES		STRENGTH OF SCHEDULE		OPP. STRENGTH OF SCHEDULE		TEAM RPI		ADJ RPI		CONF. RPI		ADJ CONF. RPI					
DIV. I ONLY			8- 23		.25806		285		4- 6		219		249		277		.35075		286		27		28	
DIV. I NON-CONF.			0- 11		0		314		0- 0		111		165		294		.36172		292		26		25	
TOTALS		RPI 1-25		RPI 26-50		W-L RECORDS		RPI 51-100		RPI 101-150		RPI 150+												
8- 23		0- 1		0- 1		OVERALL		0- 2		0- 2		8- 17												
6- 5		0- 0		0- 0		HOME		0- 1		0- 0		6- 4												
2- 11		0- 0		0- 0		AWAY		0- 1		0- 1		2- 9												
0- 7		0- 1		0- 1		NEUTRAL		0- 0		0- 1		0- 4												
0- 11		0- 1		0- 1		NON-CONFERENCE		0- 0		0- 2		0- 7												
0- 1		0- 0		0- 0		HOME		0- 0		0- 0		0- 1												
0- 3		0- 0		0- 0		AWAY		0- 0		0- 1		0- 2												
0- 7		0- 1		0- 1		NEUTRAL		0- 0		0- 1		0- 4												
8- 12		0- 0		0- 0		CONFERENCE		0- 2		0- 0		8- 10												
6- 4		0- 0		0- 0		HOME		0- 1		0- 0		6- 3												
2- 8		0- 0		0- 0		AWAY		0- 1		0- 0		2- 7												
0- 0		0- 0		0- 0		NEUTRAL		0- 0		0- 0		0- 0												
RPI	S	Opponent		Score		RPI	S	Opponent		Score		RPI	S	Opponent		Score								
23	N	Western Ky.		0	3	36	N	Ball St.		0	3	86	A	Morehead St.		0	3							
												86	H	Morehead St.		0	3							
												124	A	Belmont		0	3							
												137	N	Memphis		0	3							
												159	N	Sacramento St.		1	3							
												167	A	Valparaiso		0	3							
												181	A	Tennessee St.		1	3							
												181	H	Tennessee St.		0	3							
												184	H	Evansville		0	3							
												184	N	Evansville		1	3							
												202	A	UT Martin		1	3							
												202	H	UT Martin		3	2							
												219	N	A&M-Corpus Christi		0	3							
												221	N	Green Bay		0	3							
												228	A	Southern Ill.		0	3							
												251	A	Eastern Ky.		2	3							
												251	H	Eastern Ky.		3	0							
												258	A	Austin Peay		0	3							
												258	H	Austin Peay		0	3							
												259	A	Southeast Mo. St.		2	3							
												259	H	Southeast Mo. St.		3	0							
												262	A	Jacksonville St.		1	3							
												262	H	Jacksonville St.		2	3							
												275	A	Eastern Ill.		3	1							
												275	H	Eastern Ill.		3	2							
												277	A	SIU Edwardsville		3	1							
												277	H	SIU Edwardsville		3	1							
												298	A	Tennessee Tech		1	3							
												298	H	Tennessee Tech		3	0							
LAST 10 GAMES																								
258 H Austin Peay						0	3	202 H UT Martin						3	2	275 H Eastern Ill.						3	2	
181 H Tennessee St.						0	3	259 H Southeast Mo. St.						3	0	277 A SIU Edwardsville						3	1	
86 A Morehead St.						0	3	298 A Tennessee Tech						1	3	277 H SIU Edwardsville						3	1	
251 A Eastern Ky.						2	3	262 A Jacksonville St.						1	3	298 A Tennessee Tech						1	3	
275 H Eastern Ill.						3	2	251 H Eastern Ky.						3	0	298 H Tennessee Tech						3	0	

Non-Div. I Games:

Murray St.

Average RPI Win:	299	WON-LOST RECORD	WINNING PCT. RANK	LAST 10 GAMES	STRENGTH OF SCHEDULE	OPP. STRENGTH OF SCHEDULE	TEAM RPI	ADJ RPI	CONF. RPI	ADJ CONF. RPI		
DIV. I ONLY		16- 16	.5	152	5- 5	321	310	285	.35054	287	32	32
DIV. I NON-CONF.		8- 13	.38095	228	1- 2	288	282	270	.36847	289	32	32
<hr/>												
TOTALS	RPI 1-25	RPI 26-50		W-L RECORDS		RPI 51-100		RPI 101-150		RPI 150+		
16- 16	0- 0	0- 1		OVERALL		0- 1		0- 1		16- 13		
8- 2	0- 0	0- 0		HOME		0- 0		0- 0		8- 2		
6- 7	0- 0	0- 0		AWAY		0- 1		0- 1		6- 5		
2- 7	0- 0	0- 1		NEUTRAL		0- 0		0- 0		2- 6		
8- 13	0- 0	0- 1		NON-CONFERENCE		0- 1		0- 1		8- 10		
4- 1	0- 0	0- 0		HOME		0- 0		0- 0		4- 1		
2- 6	0- 0	0- 0		AWAY		0- 1		0- 1		2- 4		
2- 6	0- 0	0- 1		NEUTRAL		0- 0		0- 0		2- 5		
8- 3	0- 0	0- 0		CONFERENCE		0- 0		0- 0		8- 3		
4- 1	0- 0	0- 0		HOME		0- 0		0- 0		4- 1		
4- 1	0- 0	0- 0		AWAY		0- 0		0- 0		4- 1		
0- 1	0- 0	0- 0		NEUTRAL		0- 0		0- 0		0- 1		
RPI S	Opponent	Score	RPI S	Opponent	Score	RPI S	Opponent	Score	RPI S	Opponent	Score	
			50 N	Ohio	0 3		54 A	Clemson	0 3	128 A	Ga. Southern	1 3
									181 N	Tennessee St.	0 3	
									189 N	Georgia St.	0 3	
									215 N	Jackson St.	2 3	
									217 A	North Florida	0 3	
									233 N	Presbyterian	3 2	
									233 N	Presbyterian	1 3	
									242 A	Jacksonville	1 3	
									257 A	Florida A&M	0 3	
									257 H	Florida A&M	3 1	
									271 N	Hampton	1 3	
									272 H	Wofford	3 1	
									276 A	Coastal Caro.	0 3	
									276 H	Coastal Caro.	3 1	
									282 A	Citadel	0 3	
									282 H	Citadel	3 0	
									284 A	S.C. Upstate	3 0	
									290 N	Loyola Maryland	0 3	
									307 H	Charleston So.	1 3	
									310 A	Alabama St.	3 0	
									310 H	Alabama St.	3 0	
			LAST 10 GAMES						312 A	Bethune-Cookman	3 1	
			271 N	Hampton	1 3		312 A	Bethune-Cookman	3 1	312 H	Bethune-Cookman	3 0
			324 H	N.C. A&T	3 0		257 A	Florida A&M	0 3	316 N	Mississippi Val.	3 1
			318 H	N.C. Central	2 3		307 H	Charleston So.	1 3	318 A	N.C. Central	3 0
			327 A	Savannah St.	3 0		284 A	S.C. Upstate	3 0	318 H	N.C. Central	2 3
			276 A	Coastal Caro.	0 3		318 A	N.C. Central	3 0	324 A	N.C. A&T	3 0

Non-Div. I Games: Claflin 3 0

South Carolina St.

RPI	S	Opponent	Score	
324	H	N.C. A&T	3	0
327	A	Savannah St.	3	0
327	H	Savannah St.	3	0

South Carolina St.
a
S
t
.

S
o
u
t
h
C
a
r
o
l
i
n
a
S
t
.

Average RPI Win:	302	WON-LOST RECORD	WINNING PCT. RANK	LAST 10 GAMES	STRENGTH OF SCHEDULE	OPP. STRENGTH OF SCHEDULE	TEAM RPI	ADJ RPI	CONF. RPI	ADJ CONF. RPI	
Average RPI Loss:	188										
DIV. I ONLY		6- 17	.26087 284	2- 8	255	295	289	.34913 288	26	26	
DIV. I NON-CONF.		3- 6	.33333 246	0- 0	269	316	282	.37876 277	28	28	
<hr/>											
TOTALS	RPI 1-25	RPI 26-50		W-L RECORDS	RPI 51-100		RPI 101-150		RPI 150+		
6- 17	0- 0	0- 0		OVERALL	0- 4		0- 1		6- 12		
5- 8	0- 0	0- 0		HOME	0- 2		0- 1		5- 5		
0- 8	0- 0	0- 0		AWAY	0- 2		0- 0		0- 6		
1- 1	0- 0	0- 0		NEUTRAL	0- 0		0- 0		1- 1		
<hr/>											
3- 6	0- 0	0- 0		NON-CONFERENCE	0- 0		0- 1		3- 5		
2- 4	0- 0	0- 0		HOME	0- 0		0- 1		2- 3		
0- 1	0- 0	0- 0		AWAY	0- 0		0- 0		0- 1		
1- 1	0- 0	0- 0		NEUTRAL	0- 0		0- 0		1- 1		
<hr/>											
3- 11	0- 0	0- 0		CONFERENCE	0- 4		0- 0		3- 7		
3- 4	0- 0	0- 0		HOME	0- 2		0- 0		3- 2		
0- 7	0- 0	0- 0		AWAY	0- 2		0- 0		0- 5		
0- 0	0- 0	0- 0		NEUTRAL	0- 0		0- 0		0- 0		
<hr/>											
RPI S	Opponent	Score	RPI S	Opponent	Score	RPI S	Opponent	Score	RPI S	Opponent	Score
						91 A Army	0	3	138 H Bowling Green	0	3
						91 H Army	0	3	160 H Dartmouth	0	3
						97 A American	0	3	178 A Lehigh	0	3
						97 H American	0	3	178 H Lehigh	0	3
									182 A Central Conn. St.	2	3
									200 A Colgate	1	3
									200 H Colgate	0	3
									225 H Stony Brook	2	3
									225 N Stony Brook	0	3
									245 H Manhattan	0	3
									273 H Fordham	3	2
									278 A Holy Cross	0	3
									278 H Holy Cross	3	0
									303 A Lafayette	0	3
									303 H Lafayette	3	0
									309 A Navy	2	3
									309 H Navy	3	1
									321 H Coppin St.	3	1
									325 N Saint Peter's	3	2
<hr/>											
LAST 10 GAMES											
						91 A Army	0	3	97 H American	0	3
						278 A Holy Cross	0	3	309 H Navy	3	1
						303 A Lafayette	0	3	278 H Holy Cross	3	0
						178 A Lehigh	0	3	91 H Army	0	3
						200 H Colgate	0	3	200 A Colgate	1	3

Non-Div. I Games:

Bucknell

Average RPI Win: 192		WON-LOST RECORD	WINNING PCT. RANK	LAST 10 GAMES	STRENGTH OF SCHEDULE	OPP. STRENGTH OF SCHEDULE	TEAM RPI	ADJ RPI	CONF. RPI	ADJ CONF. RPI									
DIV. I ONLY		3- 25	.10714	318	3- 7	151	176	286	.34612	289	21	22							
DIV. I NON-CONF.		0- 12	0	314	0- 1	104	68	285	.37792	278	18	19							
<hr/>																			
TOTALS		RPI 1-25		RPI 26-50		W-L RECORDS		RPI 51-100		RPI 101-150		RPI 150+							
3- 25		0- 1		0- 0		OVERALL		0- 6		0- 3		3- 15							
2- 10		0- 0		0- 0		HOME		0- 1		0- 1		2- 8							
1- 11		0- 1		0- 0		AWAY		0- 2		0- 1		1- 7							
0- 4		0- 0		0- 0		NEUTRAL		0- 3		0- 1		0- 0							
<hr/>																			
0- 12		0- 1		0- 0		NON-CONFERENCE		0- 4		0- 3		0- 4							
0- 4		0- 0		0- 0		HOME		0- 0		0- 1		0- 3							
0- 4		0- 1		0- 0		AWAY		0- 1		0- 1		0- 1							
0- 4		0- 0		0- 0		NEUTRAL		0- 3		0- 1		0- 0							
<hr/>																			
3- 13		0- 0		0- 0		CONFERENCE		0- 2		0- 0		3- 11							
2- 6		0- 0		0- 0		HOME		0- 1		0- 0		2- 5							
1- 7		0- 0		0- 0		AWAY		0- 1		0- 0		1- 6							
0- 0		0- 0		0- 0		NEUTRAL		0- 0		0- 0		0- 0							
<hr/>																			
RPI	S	Opponent		Score		RPI	S	Opponent		Score		RPI	S	Opponent		Score			
6	A	Nebraska		0 3								55	N	St. Mary's (CA)		0 3			
												57	A	BYU		0 3			
												74	N	Creighton		0 3			
												78	N	Northwestern		0 3			
												99	A	Northern Colo.		0 3			
												99	H	Northern Colo.		0 3			
												102	H	Utah Valley		2 3			
												122	N	Cal St. Northridge		2 3			
												139	A	Utah		0 3			
												158	A	Boise St.		0 3			
												158	H	Boise St.		0 3			
												159	A	Sacramento St.		0 3			
												159	H	Sacramento St.		1 3			
												173	H	Utah St.		2 3			
												176	A	Portland St.		0 3			
												176	H	Portland St.		0 3			
												191	A	Northern Ariz.		3 0			
												191	H	Northern Ariz.		3 2			
												193	A	Idaho St.		1 3			
												193	H	Idaho St.		3 1			
												199	A	Eastern Wash.		0 3			
												199	H	Eastern Wash.		1 3			
												207	A	Montana		1 3			
												207	H	Montana		1 3			
												218	H	Southern Utah		1 3			
												304	A	Montana St.		0 3			
												304	H	Montana St.		2 3			
<hr/>																			
LAST 10 GAMES																			
207 A Montana						1		3		159 A Sacramento St.						0		3	
304 A Montana St.						0		3		193 H Idaho St.						3		1	
99 H Northern Colo.						0		3		199 H Eastern Wash.						1		3	
191 H Northern Ariz.						3		2		176 H Portland St.						0		3	
218 H Southern Utah						1		3		191 A Northern Ariz.						3		0	

Non-Div. I Games: BYU-Hawaii 2 3

Weber St.

Average RPI Win: Average RPI Loss:	302 188	WON-LOST RECORD	WINNING PCT. RANK	LAST 10 GAMES	STRENGTH OF SCHEDULE	OPP. STRENGTH OF SCHEDULE	TEAM RPI	ADJ RPI	CONF. RPI	ADJ CONF. RPI	
DIV. I ONLY		8- 23	.25806 285	2- 8	218	304	282	.34604 290	30	30	
DIV. I NON-CONF.		3- 10	.23077 277	0- 0	101	293	245	.4193 246	30	30	
<hr/>											
TOTALS	RPI 1-25	RPI 26-50		W-L RECORDS	RPI 51-100		RPI 101-150		RPI 150+		
8- 23	0- 0	0- 0		OVERALL	0- 4		0- 4		8- 15		
3- 9	0- 0	0- 0		HOME	0- 1		0- 2		3- 6		
3- 8	0- 0	0- 0		AWAY	0- 1		0- 1		3- 6		
2- 6	0- 0	0- 0		NEUTRAL	0- 2		0- 1		2- 3		
<hr/>											
3- 10	0- 0	0- 0		NON-CONFERENCE	0- 4		0- 2		3- 4		
0- 3	0- 0	0- 0		HOME	0- 1		0- 1		0- 1		
1- 1	0- 0	0- 0		AWAY	0- 1		0- 0		1- 0		
2- 6	0- 0	0- 0		NEUTRAL	0- 2		0- 1		2- 3		
<hr/>											
5- 13	0- 0	0- 0		CONFERENCE	0- 0		0- 2		5- 11		
3- 6	0- 0	0- 0		HOME	0- 0		0- 1		3- 5		
2- 7	0- 0	0- 0		AWAY	0- 0		0- 1		2- 6		
0- 0	0- 0	0- 0		NEUTRAL	0- 0		0- 0		0- 0		
<hr/>											
RPI S	Opponent	Score	RPI S	Opponent	Score	RPI S	Opponent	Score	RPI S	Opponent	Score
						54 N	Clemson	0 3	116 H	George Washington	0 3
						56 N	TCU	2 3	121 N	Towson	0 3
						97 H	American	1 3	146 A	Niagara	0 3
						100 A	Villanova	0 3	146 H	Niagara	0 3
									164 A	Fairfield	0 3
									164 H	Fairfield	0 3
									181 H	Tennessee St.	1 3
									200 N	Colgate	0 3
									205 N	UMBC	0 3
									232 A	Marist	1 3
									232 H	Marist	2 3
									244 A	Siena	1 3
									244 H	Siena	3 2
									245 A	Manhattan	2 3
									245 H	Manhattan	1 3
									260 A	Canisius	0 3
			260 H	Canisius	0 3						
			269 A	Iona	1 3						
			269 H	Iona	0 3						
			287 N	South Carolina St.	3 0						
			295 N	Morgan St.	3 1						
			303 A	Lafayette	3 2						
			LAST 10 GAMES			146 H	Fairfield	0 3	319 A	Rider	3 0
						244 A	Siena	1 3	319 H	Rider	3 2
						232 A	Marist	1 3	321 N	Coppin St.	0 3
						245 H	Manhattan	1 3	325 A	Saint Peter's	3 0
						260 A	Canisius	0 3	325 H	Saint Peter's	3 0

Non-Div. I Games:

Loyola Maryland

Average RPI Win:	253	WON-LOST RECORD	WINNING PCT. RANK	LAST 10 GAMES	STRENGTH OF SCHEDULE	OPP. STRENGTH OF SCHEDULE	TEAM RPI	ADJ RPI	CONF. RPI	ADJ CONF. RPI		
DIV. I ONLY		9- 21	.3	270	3- 7	274	265	284	.3453	291	28	27
DIV. I NON-CONF.		3- 12	.2	284	1- 0	261	233	297	.3492	298	27	27

TOTALS	RPI 1-25	RPI 26-50		W-L RECORDS		RPI 51-100		RPI 101-150		RPI 150+		
9- 21	0- 0	0- 0		OVERALL		0- 1		1- 5		8- 15		
6- 8	0- 0	0- 0		HOME		0- 0		1- 2		5- 6		
1- 9	0- 0	0- 0		AWAY		0- 1		0- 1		1- 7		
2- 4	0- 0	0- 0		NEUTRAL		0- 0		0- 2		2- 2		
3- 12	0- 0	0- 0		NON-CONFERENCE		0- 1		0- 3		3- 8		
1- 6	0- 0	0- 0		HOME		0- 0		0- 1		1- 5		
0- 3	0- 0	0- 0		AWAY		0- 1		0- 0		0- 2		
2- 3	0- 0	0- 0		NEUTRAL		0- 0		0- 2		2- 1		
6- 9	0- 0	0- 0		CONFERENCE		0- 0		1- 2		5- 7		
5- 2	0- 0	0- 0		HOME		0- 0		1- 1		4- 1		
1- 6	0- 0	0- 0		AWAY		0- 0		0- 1		1- 5		
0- 1	0- 0	0- 0		NEUTRAL		0- 0		0- 0		0- 1		
RPI	S	Opponent	Score	RPI	S	Opponent	Score	RPI	S	Opponent	Score	
						65	A	Virginia Tech	1	3		
	</											

Non-Div. I Games:

High Point

RPI	S	Opponent	Score	
309	N	Navy	3	0
318	H	N.C. Central	3	1

High Point

H
i
g
h
P
o
i
n
t

H
i
g
h
P
o
i
n
t

Average RPI Win:		311	WON-LOST RECORD		WINNING PCT. RANK		LAST 10 GAMES		STRENGTH OF SCHEDULE		OPP. STRENGTH OF SCHEDULE		TEAM RPI		ADJ RPI		CONF. RPI		ADJ CONF. RPI		
Average RPI Loss:		145																			
DIV. I ONLY			3- 26		.10345 319		0- 9		153		186		288		.34439 292		16		16		
DIV. I NON-CONF.			3- 10		.23077 277		0- 1		212		259		280		.379 276		16		16		
TOTALS		RPI 1-25		RPI 26-50		W-L RECORDS		RPI 51-100		RPI 101-150		RPI 150+									
3- 26		0- 3		0- 2		OVERALL		0- 4		0- 2		3- 15									
0- 9		0- 1		0- 1		HOME		0- 1		0- 1		0- 5									
1- 11		0- 2		0- 1		AWAY		0- 2		0- 0		1- 6									
2- 6		0- 0		0- 0		NEUTRAL		0- 1		0- 1		2- 4									
3- 10		0- 1		0- 0		NON-CONFERENCE		0- 2		0- 1		3- 6									
0- 2		0- 0		0- 0		HOME		0- 0		0- 0		0- 2									
1- 2		0- 1		0- 0		AWAY		0- 1		0- 0		1- 0									
2- 6		0- 0		0- 0		NEUTRAL		0- 1		0- 1		2- 4									
0- 16		0- 2		0- 2		CONFERENCE		0- 2		0- 1		0- 9									
0- 7		0- 1		0- 1		HOME		0- 1		0- 1		0- 3									
0- 9		0- 1		0- 1		AWAY		0- 1		0- 0		0- 6									
0- 0		0- 0		0- 0		NEUTRAL		0- 0		0- 0		0- 0									
RPI	S	Opponent		Score		RPI	S	Opponent		Score		RPI	S	Opponent		Score					
16	A	Florida		0	3	48	A	Middle Tenn.		0	3	54	N	Clemson		0	3				
23	A	Western Ky.		0	3	48	H	Middle Tenn.		0	3	73	A	UCF		0	3				
23	H	Western Ky.		0	3							93	A	FIU		0	3				
												93	H	FIU		0	3				
														119 H Arkansas St.		0	3				
														125 N Pittsburgh		0	3				
														152 H Fla. Gulf Coast		0	3				
														153 A Denver		0	3				
														154 N South Fla.		0	3				
														165 A North Texas		2	3				
														169 A Troy		1	3				
														169 H Troy		2	3				
														211 H Tulane		0	3				
														216 A South Ala.		1	3				
														216 H South Ala.		0	3				
														227 A La.-Lafayette		0	3				
														229 H UALR		0	3				
														237 N UNC Greensboro		2	3				
														242 N Jacksonville		0	3				
														256 A La.-Monroe		1	3				
														271 N Hampton		2	3				
														294 N Stetson		3	2				
														312 A Bethune-Cookman		3	1				
														327 N Savannah St.		3	0				
LAST 10 GAMES																					
216 A South Ala.						1	3	169 H Troy						2	3						
169 A Troy						1	3	216 H South Ala.						0	3						
256 A La.-Monroe						1	3	93 A FIU						0	3						
227 A La.-Lafayette						0	3	119 H Arkansas St.						0	3						
152 H Fla. Gulf Coast						0	3	229 H UALR						0	3						

Non-Div. I Games:

Fla. Atlantic

Average RPI Win: 237		WON-LOST	WINNING	LAST 10	STRENGTH OF		OPP. STRENGTH	TEAM	ADJ	CONF.	ADJ CONF.
Average RPI Loss: 218		RECORD	PCT. RANK	GAMES	SCHEDULE		OF SCHEDULE	RPI	RPI	RPI	RPI
DIV. I ONLY		9- 20	.31034	266	4- 6		276	277	281	.33932	293
DIV. I NON-CONF.		4- 7	.36364	235	1- 0		296	261	283	.37452	281
TOTALS		RPI 1-25	RPI 26-50		W-L RECORDS		RPI 51-100		RPI 101-150		RPI 150+
9- 20	0- 0	0- 0		OVERALL		0- 0		2- 4		7- 16	
5- 3	0- 0	0- 0		HOME		0- 0		2- 0		3- 3	
2- 10	0- 0	0- 0		AWAY		0- 0		0- 3		2- 7	
2- 7	0- 0	0- 0		NEUTRAL		0- 0		0- 1		2- 6	
4- 7	0- 0	0- 0		NON-CONFERENCE		0- 0		0- 1		4- 6	
1- 0	0- 0	0- 0		HOME		0- 0		0- 0		1- 0	
1- 3	0- 0	0- 0		AWAY		0- 0		0- 1		1- 2	
2- 4	0- 0	0- 0		NEUTRAL		0- 0		0- 0		2- 4	
5- 13	0- 0	0- 0		CONFERENCE		0- 0		2- 3		3- 10	
4- 3	0- 0	0- 0		HOME		0- 0		2- 0		2- 3	
1- 7	0- 0	0- 0		AWAY		0- 0		0- 2		1- 5	
0- 3	0- 0	0- 0		NEUTRAL		0- 0		0- 1		0- 2	
RPI S	Opponent	Score	RPI S	Opponent	Score	RPI S	Opponent	Score	RPI S	Opponent	Score
									113 A	South Carolina	0 3
									145 A	Liberty	2 3
									145 H	Liberty	3 0
									145 N	Liberty	1 3
									149 A	Winthrop	0 3
									149 H	Winthrop	3 1
									175 N	Elon	1 3
									196 N	Davidson	0 3
									203 A	UNC Asheville	2 3
									203 H	UNC Asheville	3 0
									203 N	UNC Asheville	2 3
									222 N	Bradley	0 3
									223 H	Western Caro.	3 0
									223 N	Western Caro.	2 3
									224 A	Radford	0 3
									224 H	Radford	1 3
									233 A	Presbyterian	0 3
									233 H	Presbyterian	1 3
									250 H	Campbell	2 3
									269 N	Iona	3 0
									272 A	Wofford	3 1
									272 N	Wofford	3 0
									274 A	East Carolina	1 3
									276 A	Coastal Caro.	2 3
									276 A	Coastal Caro.	0 3
									284 A	S.C. Upstate	2 3
									291 H	High Point	3 1
LAST 10 GAMES											
			145 N	Liberty	1 3	250 H	Campbell	2 3			
			224 H	Radford	1 3	291 H	High Point	3 1			
			145 H	Liberty	3 0	272 A	Wofford	3 1			
			149 A	Winthrop	0 3	276 A	Coastal Caro.	0 3			
			233 A	Presbyterian	0 3	307 A	Charleston So.	3 1			

Non-Div. I Games: Montreat 3 0

Gardner-Webb

RPI	S	Opponent	Score	
307	A	Charleston So.	3	1
307	N	Charleston So.	2	3

Gardner-Webb

G
a
r
d
n
e
r
-
W
e
b
b

G
a
r
d
n
e
r
-
W
e
b
b

Stetson

Average RPI Win:	304	WON-LOST RECORD	WINNING PCT. RANK	LAST 10 GAMES	STRENGTH OF SCHEDULE	OPP. STRENGTH OF SCHEDULE	TEAM RPI	ADJ RPI	CONF. RPI	ADJ CONF. RPI				
DIV. I ONLY		10- 19	.34483	247	7- 3	301	309	295	.33691	295	32	32		
DIV. I NON-CONF.		2- 14	.125	303	0- 0	248	273	311	.32217	309	32	32		
<hr/>														
TOTALS	RPI 1-25	RPI 26-50		W-L RECORDS		RPI 51-100		RPI 101-150		RPI 150+				
10- 19	0- 0	0- 0		OVERALL		0- 3		0- 2		10- 14				
5- 2	0- 0	0- 0		HOME		0- 0		0- 0		5- 2				
3- 9	0- 0	0- 0		AWAY		0- 1		0- 1		3- 6				
2- 8	0- 0	0- 0		NEUTRAL		0- 2		0- 0		2- 6				
<hr/>														
2- 14	0- 0	0- 0		NON-CONFERENCE		0- 3		0- 2		2- 9				
0- 1	0- 0	0- 0		HOME		0- 0		0- 0		0- 1				
0- 6	0- 0	0- 0		AWAY		0- 1		0- 2		0- 3				
2- 7	0- 0	0- 0		NEUTRAL		0- 2		0- 0		2- 5				
<hr/>														
8- 5	0- 0	0- 0		CONFERENCE		0- 0		0- 0		8- 5				
5- 1	0- 0	0- 0		HOME		0- 0		0- 0		5- 1				
3- 3	0- 0	0- 0		AWAY		0- 0		0- 0		3- 3				
0- 1	0- 0	0- 0		NEUTRAL		0- 0		0- 0		0- 1				
<hr/>														
RPI S	Opponent	Score	RPI S	Opponent	Score	RPI S	Opponent	Score	RPI S	Opponent	Score			
						64 N	Furman	0	3	121 A	Towson	0	3	
						70 N	Eastern Mich.	0	3	121 A	Towson	0	3	
						97 A	American	2	3	157 A	Charlotte	0	3	
									192 A	Md.-East. Shore	1	3		
									192 H	Md.-East. Shore	0	3		
									205 H	UMBC	0	3		
									226 A	Robert Morris	0	3		
									246 N	Temple	0	3		
									250 N	Campbell	0	3		
									260 N	Canisius	1	3		
									271 A	Hampton	3	2		
									271 H	Hampton	3	0		
									285 N	Tex.-Pan American	0	3		
									290 N	Loyola Maryland	1	3		
									302 A	Norfolk St.	3	2		
			302 H	Norfolk St.	3	0								
			305 N	Providence	3	2								
			306 A	Howard	2	3								
			306 H	Howard	3	0								
			309 A	Navy	2	3								
			312 N	Bethune-Cookman	2	3								
			313 A	Delaware St.	2	3								
			313 H	Delaware St.	3	1								
			321 A	Coppin St.	3	2								
			321 H	Coppin St.	3	0								
			325 N	Saint Peter's	3	0								
			LAST 10 GAMES											
			312 N	Bethune-Cookman	2	3	302 A	Norfolk St.	3	2	313 A	Delaware St.	2	3
			306 H	Howard	3	0	302 H	Norfolk St.	3	0	321 A	Coppin St.	3	2
			313 H	Delaware St.	3	1	321 H	Coppin St.	3	0	321 H	Coppin St.	3	0
			192 A	Md.-East. Shore	1	3	271 H	Hampton	3	0	325 N	Saint Peter's	3	0
			271 A	Hampton	3	2	306 A	Howard	2	3				

Non-Div. I Games:

Morgan St.

Average RPI Win: Average RPI Loss:	303 201	WON-LOST RECORD	WINNING PCT. RANK	LAST 10 GAMES	STRENGTH OF SCHEDULE	OPP. STRENGTH OF SCHEDULE	TEAM RPI	ADJ RPI	CONF. RPI	ADJ CONF. RPI			
DIV. I ONLY		10- 21	.32258	257	3- 7	297	296	294	.33298	296	29	29	
DIV. I NON-CONF.		5- 10	.33333	246	0- 0	313	312	304	.34103	301	29	29	
<hr/>													
TOTALS	RPI 1-25	RPI 26-50		W-L RECORDS		RPI 51-100		RPI 101-150		RPI 150+			
10- 21	0- 0	0- 0		OVERALL		0- 2		0- 4		10- 15			
5- 5	0- 0	0- 0		HOME		0- 1		0- 1		5- 3			
3- 10	0- 0	0- 0		AWAY		0- 1		0- 3		3- 6			
2- 6	0- 0	0- 0		NEUTRAL		0- 0		0- 0		2- 6			
<hr/>													
5- 10	0- 0	0- 0		NON-CONFERENCE		0- 0		0- 2		5- 8			
2- 0	0- 0	0- 0		HOME		0- 0		0- 0		2- 0			
1- 4	0- 0	0- 0		AWAY		0- 0		0- 2		1- 2			
2- 6	0- 0	0- 0		NEUTRAL		0- 0		0- 0		2- 6			
<hr/>													
5- 11	0- 0	0- 0		CONFERENCE		0- 2		0- 2		5- 7			
3- 5	0- 0	0- 0		HOME		0- 1		0- 1		3- 3			
2- 6	0- 0	0- 0		AWAY		0- 1		0- 1		2- 4			
0- 0	0- 0	0- 0		NEUTRAL		0- 0		0- 0		0- 0			
<hr/>													
RPI S	Opponent	Score	RPI S	Opponent	Score	RPI S	Opponent	Score	RPI S	Opponent	Score		
						75 A Sacred Heart			0	3	133 A Duquesne	0	3
						75 H Sacred Heart			0	3	145 A Liberty	0	3
											148 A Long Island	0	3
											148 H Long Island	2	3
											178 A Lehigh	0	3
											182 A Central Conn. St.	0	3
											182 H Central Conn. St.	2	3
											206 N Rhode Island	0	3
											222 N Bradley	1	3
											226 A Robert Morris	0	3
											226 H Robert Morris	2	3
											231 A Akron	0	3
											232 N Marist	1	3
											247 A Fairleigh Dickinson	2	3
											247 H Fairleigh Dickinson	0	3
											260 N Canisius	0	3
											261 A Bryant	3	2
											261 H Bryant	3	2
											270 N Hartford	0	3
											280 N CSU Bakersfield	2	3
			LAST 10 GAMES										
			301 H Quinnipiac			3	0	301 H Quinnipiac			3	0	
			75 H Sacred Heart			0	3	303 A Lafayette			3	1	
			261 A Bryant			3	2	306 N Howard			3	0	
			182 A Central Conn. St.			0	3	313 H Delaware St.			3	2	
			148 H Long Island			2	3	319 N Rider			3	1	
								321 H Coppin St.			3	0	

Non-Div. I Games:

Saint Francis (PA)

RPI	S	Opponent	Score	
323	A	St. Francis (NY)	3	0
323	H	St. Francis (NY)	3	1

Saint Francis (PA)
(
P
A
)

S
a
i
n
t
F
r
a
n
c
i
s
(
P
A
)

S
a
i
n
t
F
r
a
n
c
i
s
(
P
A
)

Average RPI Win: 319		WON-LOST	WINNING	LAST 10	STRENGTH OF		OPP. STRENGTH	TEAM	ADJ	CONF.	ADJ CONF.				
Average RPI Loss: 198		RECORD	PCT. RANK	GAMES	SCHEDULE		OF SCHEDULE	RPI	RPI	RPI	RPI				
DIV. I ONLY		9- 19	.32143	263	6- 3		309	312	303	.33048	297	33	33		
DIV. I NON-CONF.		0- 13	0	314	0- 0		113	187	295	.36104	293	33	33		

TOTALS		RPI 1-25		RPI 26-50		W-L RECORDS		RPI 51-100		RPI 101-150		RPI 150+			
9- 19		0- 0		0- 2		OVERALL		0- 2		0- 3		9- 12			
4- 2		0- 0		0- 0		HOME		0- 0		0- 1		4- 1			
4- 6		0- 0		0- 1		AWAY		0- 1		0- 1		4- 3			
1- 11		0- 0		0- 1		NEUTRAL		0- 1		0- 1		1- 8			
0- 13		0- 0		0- 2		NON-CONFERENCE		0- 2		0- 3		0- 6			
0- 2		0- 0		0- 0		HOME		0- 0		0- 1		0- 1			
0- 5		0- 0		0- 1		AWAY		0- 1		0- 1		0- 2			
0- 6		0- 0		0- 1		NEUTRAL		0- 1		0- 1		0- 3			
9- 6		0- 0		0- 0		CONFERENCE		0- 0		0- 0		9- 6			
4- 0		0- 0		0- 0		HOME		0- 0		0- 0		4- 0			
4- 1		0- 0		0- 0		AWAY		0- 0		0- 0		4- 1			
1- 5		0- 0		0- 0		NEUTRAL		0- 0		0- 0		1- 5			
RPI	S	Opponent	Score	RPI	S	Opponent	Score	RPI	S	Opponent	Score	RPI	S	Opponent	Score
				31	N	Washington	0 3	80	A	UTSA	0 3	107	A	Houston Baptist	0 3
				41	A	Long Beach St.	0 3	87	N	Oral Roberts	1 3	107	H	Houston Baptist	0 3
												115	N	Texas Tech	0 3
												201	A	Texas-Arlington	0 3
												205	N	UMBC	0 3
												215	N	Jackson St.	0 3
												227	N	La.-Lafayette	0 3
												256	N	La.-Monroe	1 3
												265	A	McNeese St.	1 3
												281	N	Alabama A&M	2 3
												285	H	Tex.-Pan American	2 3
												310	N	Alabama St.	1 3
												314	A	Southern U.	2 3
												314	H	Southern U.	3 0
												314	N	Southern U.	2 3
												315	A	Grambling	3 0
												315	H	Grambling	3 0
												316	N	Mississippi Val.	0 3
												316	N	Mississippi Val.	3 0
												320	A	Ark.-Pine Bluff	3 1
												320	H	Ark.-Pine Bluff	3 1
												322	A	Texas Southern	3 1
												322	H	Texas Southern	3 0
												326	A	Alcorn St.	3 0
LAST 10 GAMES															
				316	N	Mississippi Val.	3 0	322	A	Texas Southern	3 1	322	A	Texas Southern	3 1
				314	N	Southern U.	2 3	314	H	Southern U.	3 0	326	A	Alcorn St.	3 0
				281	N	Alabama A&M	2 3	314	A	Southern U.	2 3				
				326	A	Alcorn St.	3 0	315	A	Grambling	3 0				
				320	A	Ark.-Pine Bluff	3 1	316	N	Mississippi Val.	0 3				

Non-Div. I Games: Huston-Tillotson 3 0 Xavier (LA) 3 0 Huston-Tillotson 3 0 Prairie View

Average RPI Win:	251	WON-LOST	WINNING	LAST 10	STRENGTH OF	OPP. STRENGTH	TEAM	ADJ	CONF.	ADJ CONF.	
Average RPI Loss:	168	RECORD	PCT. RANK	GAMES	SCHEDULE	OF SCHEDULE	RPI	RPI	RPI	RPI	
DIV. I ONLY	4- 22	.15385	314	0- 10	256	212	301	.32605	299	24	24
DIV. I NON-CONF.	3- 7	.3	258	0- 1	245	161	263	.40114	258	23	22
<hr/>											
TOTALS	RPI 1-25	RPI 26-50		W-L RECORDS		RPI 51-100		RPI 101-150		RPI 150+	
4- 22	0- 0	0- 3		OVERALL		0- 2		1- 4		3- 13	
1- 8	0- 0	0- 1		HOME		0- 0		0- 1		1- 6	
1- 11	0- 0	0- 2		AWAY		0- 0		0- 3		1- 6	
2- 3	0- 0	0- 0		NEUTRAL		0- 2		1- 0		1- 1	
<hr/>											
3- 7	0- 0	0- 1		NON-CONFERENCE		0- 2		1- 2		2- 2	
1- 0	0- 0	0- 0		HOME		0- 0		0- 0		1- 0	
0- 4	0- 0	0- 1		AWAY		0- 0		0- 2		0- 1	
2- 3	0- 0	0- 0		NEUTRAL		0- 2		1- 0		1- 1	
<hr/>											
1- 15	0- 0	0- 2		CONFERENCE		0- 0		0- 2		1- 11	
0- 8	0- 0	0- 1		HOME		0- 0		0- 1		0- 6	
1- 7	0- 0	0- 1		AWAY		0- 0		0- 1		1- 5	
0- 0	0- 0	0- 0		NEUTRAL		0- 0		0- 0		0- 0	
<hr/>											
RPI S	Opponent	Score	RPI S	Opponent	Score	RPI S	Opponent	Score	RPI S	Opponent	Score
			36 A	Ball St.	0 3	77 N	IPFW	0 3	111 A	Illinois St.	0 3
			46 A	Milwaukee	0 3	78 N	Northwestern	0 3	114 A	Cleveland St.	0 3
			46 H	Milwaukee	1 3				114 H	Cleveland St.	0 3
									129 N	Oakland	3 2
									140 A	Iowa	0 3
									167 A	Valparaiso	0 3
									167 H	Valparaiso	0 3
									177 A	Butler	1 3
									177 H	Butler	1 3
									221 A	Green Bay	1 3
									221 H	Green Bay	2 3
									222 A	Bradley	0 3
									235 A	Ill.-Chicago	0 3
									235 H	Ill.-Chicago	1 3
									254 A	Wright St.	3 1
									254 H	Wright St.	2 3
									255 N	DePaul	0 3
									300 A	Youngstown St.	1 3
									300 H	Youngstown St.	1 3
									304 H	Montana St.	3 2
									317 N	Chicago St.	3 0
			LAST 10 GAMES								
			300 A	Youngstown St.	1 3	222 A	Bradley	0 3			
			114 A	Cleveland St.	0 3	235 A	Ill.-Chicago	0 3			
			177 H	Butler	1 3	167 A	Valparaiso	0 3			
			254 H	Wright St.	2 3	114 H	Cleveland St.	0 3			
			221 A	Green Bay	1 3	46 H	Milwaukee	1 3			

Non-Div. I Games:

Loyola Chicago

Average RPI Win: 279		WON-LOST	WINNING	LAST 10	STRENGTH OF		OPP. STRENGTH	TEAM	ADJ	CONF.	ADJ CONF.
Average RPI Loss: 177		RECORD	PCT. RANK	GAMES	SCHEDULE		OF SCHEDULE	RPI	RPI	RPI	RPI
DIV. I ONLY		5- 24	.17241 305	3- 7	237		250	298	.32393 300	24	24
DIV. I NON-CONF.		2- 11	.15385 298	1- 0	225		253	301	.34797 299	23	22
TOTALS		RPI 1-25	RPI 26-50	W-L RECORDS	RPI 51-100		RPI 101-150	RPI 150+			
5- 24	0- 0	0- 2	OVERALL	0- 2			0- 4	5- 16			
2- 8	0- 0	0- 1	HOME	0- 1			0- 1	2- 5			
2- 11	0- 0	0- 1	AWAY	0- 0			0- 3	2- 7			
1- 5	0- 0	0- 0	NEUTRAL	0- 1			0- 0	1- 4			
2- 11	0- 0	0- 0	NON-CONFERENCE	0- 2			0- 2	2- 7			
0- 2	0- 0	0- 0	HOME	0- 1			0- 0	0- 1			
1- 4	0- 0	0- 0	AWAY	0- 0			0- 2	1- 2			
1- 5	0- 0	0- 0	NEUTRAL	0- 1			0- 0	1- 4			
3- 13	0- 0	0- 2	CONFERENCE	0- 0			0- 2	3- 9			
2- 6	0- 0	0- 1	HOME	0- 0			0- 1	2- 4			
1- 7	0- 0	0- 1	AWAY	0- 0			0- 1	1- 5			
0- 0	0- 0	0- 0	NEUTRAL	0- 0			0- 0	0- 0			
RPI S	Opponent	Score	RPI S	Opponent	Score	RPI S	Opponent	Score	RPI S	Opponent	Score
			46 A Milwaukee	0 3	70 H Eastern Mich.	1 3	112 A Syracuse	2 3			
			46 H Milwaukee	0 3	75 N Sacred Heart	0 3	114 A Cleveland St.	0 3			
							114 H Cleveland St.	0 3			
							141 A Indiana	0 3			
							167 A Valparaiso	0 3			
							167 H Valparaiso	0 3			
							177 A Butler	0 3			
							177 H Butler	1 3			
							205 A UMBC	1 3			
							213 A Kent St.	2 3			
							214 N Buffalo	1 3			
							221 A Green Bay	0 3			
							221 H Green Bay	1 3			
							226 H Robert Morris	1 3			
							235 A Ill.-Chicago	0 3			
							235 H Ill.-Chicago	3 2			
							244 N Siena	2 3			
							247 N Fairleigh Dickinson	3 0			
							254 A Wright St.	0 3			
							254 H Wright St.	1 3			
							259 N Southeast Mo. St.	2 3			
							299 A Loyola Chicago	3 1			
							299 H Loyola Chicago	3 1			
							302 N Norfolk St.	2 3			
							317 A Chicago St.	3 1			
LAST 10 GAMES											
			299 H Loyola Chicago	3 1	46 A Milwaukee	0 3	299 H Loyola Chicago	3 1			
			221 H Green Bay	1 3	114 A Cleveland St.	0 3	302 N Norfolk St.	2 3			
			235 H Ill.-Chicago	3 2	254 H Wright St.	1 3	317 A Chicago St.	3 1			
			167 H Valparaiso	0 3	177 H Butler	1 3					
			317 A Chicago St.	3 1	167 A Valparaiso	0 3					

Non-Div. I Games:

Youngstown St.

Quinnipiac

Through Games Of Dec. 17, 2011 [FINAL]

Average RPI Win: 313		WON-LOST	WINNING	LAST 10	STRENGTH OF		OPP. STRENGTH	TEAM	ADJ	CONF.	ADJ CONF.
Average RPI Loss: 181		RECORD	PCT. RANK	GAMES	SCHEDULE		OF SCHEDULE	RPI	RPI	RPI	RPI
DIV. I ONLY		4- 25	.13793	316	238		258	307	.32215	301	29
DIV. I NON-CONF.		1- 12	.07692	307	229		179	306	.34559	300	29
TOTALS		RPI 1-25	RPI 26-50		W-L RECORDS		RPI 51-100		RPI 101-150		RPI 150+
4- 25	0- 1	0- 0		OVERALL		0- 5		0- 5		4- 14	
3- 9	0- 0	0- 0		HOME		0- 2		0- 2		3- 5	
1- 11	0- 0	0- 0		AWAY		0- 2		0- 2		1- 7	
0- 5	0- 1	0- 0		NEUTRAL		0- 1		0- 1		0- 2	
1- 12	0- 1	0- 0		NON-CONFERENCE		0- 3		0- 3		1- 5	
1- 3	0- 0	0- 0		HOME		0- 1		0- 1		1- 1	
0- 4	0- 0	0- 0		AWAY		0- 1		0- 1		0- 2	
0- 5	0- 1	0- 0		NEUTRAL		0- 1		0- 1		0- 2	
3- 13	0- 0	0- 0		CONFERENCE		0- 2		0- 2		3- 9	
2- 6	0- 0	0- 0		HOME		0- 1		0- 1		2- 4	
1- 7	0- 0	0- 0		AWAY		0- 1		0- 1		1- 5	
0- 0	0- 0	0- 0		NEUTRAL		0- 0		0- 0		0- 0	
RPI S	Opponent	Score		RPI S	Opponent	Score		RPI S	Opponent	Score	
5 N	UCLA	0 3						72 N	Xavier	0 3	
								75 A	Sacred Heart	0 3	
								75 H	Sacred Heart	0 3	
								88 A	Yale	0 3	
								91 H	Army	1 3	
								126 A	Loyola Marymount	0 3	
								134 H	Cal St. Fullerton	0 3	
								147 N	VCU	0 3	
								148 A	Long Island	0 3	
								148 H	Long Island	0 3	
								168 A	Maryland	0 3	
								182 A	Central Conn. St.	1 3	
								182 H	Central Conn. St.	2 3	
								226 A	Robert Morris	0 3	
								226 H	Robert Morris	1 3	
								238 H	New Hampshire	0 3	
								247 A	Fairleigh Dickinson	1 3	
								247 H	Fairleigh Dickinson	0 3	
								261 A	Bryant	0 3	
								261 H	Bryant	0 3	
								270 A	Hartford	0 3	
								296 A	Saint Francis (PA)	0 3	
								296 H	Saint Francis (PA)	3 0	
								308 H	La Salle	3 2	
								309 N	Navy	2 3	
								313 N	Delaware St.	0 3	
								323 A	St. Francis (NY)	3 0	
								323 H	St. Francis (NY)	3 2	
LAST 10 GAMES											
296 A	Saint Francis (PA)	0 3		261 H	Bryant	0 3					
226 A	Robert Morris	0 3		323 A	St. Francis (NY)	3 0					
247 H	Fairleigh Dickinson	0 3		148 A	Long Island	0 3					
75 H	Sacred Heart	0 3		226 H	Robert Morris	1 3					
182 H	Central Conn. St.	2 3		296 H	Saint Francis (PA)	3 0					

Non-Div. I Games:

Quinnipiac

Average RPI Win:	308	WON-LOST	WINNING	LAST 10		STRENGTH OF	OPP. STRENGTH	TEAM		ADJ	CONF.	ADJ CONF.									
Average RPI Loss:	235	RECORD	PCT. RANK	GAMES		SCHEDULE	OF SCHEDULE	RPI		RPI	RPI	RPI									
DIV. I ONLY		9- 16	.36	238	4- 6	314	317	305	.32111	302	32	32									
DIV. I NON-CONF.		2- 9	.18182	290	0- 1	221	290	296	.35234	297	32	32									
<hr/>																					
TOTALS	RPI 1-25	RPI 26-50		W-L RECORDS		RPI 51-100		RPI 101-150		RPI 150+											
9- 16	0- 0	0- 0		OVERALL		0- 0		0- 1		9- 15											
5- 3	0- 0	0- 0		HOME		0- 0		0- 0		5- 3											
3- 8	0- 0	0- 0		AWAY		0- 0		0- 1		3- 7											
1- 5	0- 0	0- 0		NEUTRAL		0- 0		0- 0		1- 5											
<hr/>																					
2- 9	0- 0	0- 0		NON-CONFERENCE		0- 0		0- 1		2- 8											
0- 0	0- 0	0- 0		HOME		0- 0		0- 0		0- 0											
1- 4	0- 0	0- 0		AWAY		0- 0		0- 1		1- 3											
1- 5	0- 0	0- 0		NEUTRAL		0- 0		0- 0		1- 5											
<hr/>																					
7- 7	0- 0	0- 0		CONFERENCE		0- 0		0- 0		7- 7											
5- 3	0- 0	0- 0		HOME		0- 0		0- 0		5- 3											
2- 4	0- 0	0- 0		AWAY		0- 0		0- 0		2- 4											
0- 0	0- 0	0- 0		NEUTRAL		0- 0		0- 0		0- 0											
<hr/>																					
RPI S	Opponent	Score	RPI S	Opponent	Score	RPI S	Opponent	Score	RPI S	Opponent	Score										
									103 A	James Madison	0	3									
									169 N	Troy	0	3									
									181 N	Tennessee St.	0	3									
									192 A	Md.-East. Shore	0	3									
									192 H	Md.-East. Shore	0	3									
									196 A	Davidson	0	3									
									205 A	UMBC	0	3									
									247 N	Fairleigh Dickinson	1	3									
									250 N	Campbell	0	3									
									264 A	Mercer	0	3									
									271 A	Hampton	3	2									
									271 H	Hampton	1	3									
									276 N	Coastal Caro.	0	3									
									291 A	High Point	3	2									
									295 A	Morgan St.	0	3									
									295 H	Morgan St.	2	3									
									300 N	Youngstown St.	3	2									
									306 A	Howard	2	3									
									306 H	Howard	3	1									
									313 A	Delaware St.	0	3									
									313 H	Delaware St.	3	2									
									LAST 10 GAMES									321 A	Coppin St.	3	0
																		321 H	Coppin St.	3	0
																		324 H	N.C. A&T	3	1
																		324 H	N.C. A&T	3	0
313 A	Delaware St.	0	3	295 H	Morgan St.	2	3	321 H	Coppin St.	3	0										
192 A	Md.-East. Shore	0	3	295 A	Morgan St.	0	3	324 H	N.C. A&T	3	1										
306 H	Howard	3	1	271 A	Hampton	3	2	324 H	N.C. A&T	3	0										
103 A	James Madison	0	3	192 H	Md.-East. Shore	0	3														
321 A	Coppin St.	3	0	313 H	Delaware St.	3	2														

Non-Div. I Games:

Norfolk St.

L
a
f
a
y
e
t
t
e

Lafayette

Average RPI Win:	255	WON-LOST	WINNING	LAST 10	STRENGTH OF	OPP. STRENGTH	TEAM	ADJ	CONF.	ADJ CONF.				
Average RPI Loss:	190	RECORD	PCT. RANK	GAMES	SCHEDULE	OF SCHEDULE	RPI	RPI	RPI	RPI				
DIV. I ONLY	6- 23	.2069	294	3- 7	275	240	299	.3177	304	21	22			
DIV. I NON-CONF.	2- 11	.15385	298	1- 1	301	257	312	.30727	313	18	19			
<hr/>														
TOTALS	RPI 1-25	RPI 26-50		W-L RECORDS		RPI 51-100		RPI 101-150		RPI 150+				
6- 23	0- 0	0- 0		OVERALL		0- 2		0- 2		6- 19				
3- 6	0- 0	0- 0		HOME		0- 1		0- 0		3- 5				
3- 12	0- 0	0- 0		AWAY		0- 1		0- 1		3- 10				
0- 5	0- 0	0- 0		NEUTRAL		0- 0		0- 1		0- 4				
<hr/>														
2- 11	0- 0	0- 0		NON-CONFERENCE		0- 0		0- 2		2- 9				
1- 0	0- 0	0- 0		HOME		0- 0		0- 0		1- 0				
1- 6	0- 0	0- 0		AWAY		0- 0		0- 1		1- 5				
0- 5	0- 0	0- 0		NEUTRAL		0- 0		0- 1		0- 4				
<hr/>														
4- 12	0- 0	0- 0		CONFERENCE		0- 2		0- 0		4- 10				
2- 6	0- 0	0- 0		HOME		0- 1		0- 0		2- 5				
2- 6	0- 0	0- 0		AWAY		0- 1		0- 0		2- 5				
0- 0	0- 0	0- 0		NEUTRAL		0- 0		0- 0		0- 0				
<hr/>														
RPI S	Opponent	Score	RPI S	Opponent	Score	RPI S	Opponent	Score	RPI S	Opponent	Score			
						99 A Northern Colo.	0	3	124 N Belmont	0	3			
						99 H Northern Colo.	1	3	128 A Ga. Southern	0	3			
						159 A Sacramento St.	1	3						
						159 H Sacramento St.	0	3						
						162 N Stephen F. Austin	1	3						
						166 N South Dakota St.	1	3						
						176 A Portland St.	0	3						
						176 H Portland St.	2	3						
						191 A Northern Ariz.	0	3						
						191 H Northern Ariz.	1	3						
						193 A Idaho St.	3	2						
						193 H Idaho St.	3	1						
						199 A Eastern Wash.	1	3						
						199 H Eastern Wash.	2	3						
						202 N UT Martin	0	3						
						207 A Montana	2	3						
						207 H Montana	0	3						
						212 A UMKC	1	3						
						235 A Ill.-Chicago	1	3						
						242 N Jacksonville	2	3						
						255 A DePaul	0	3						
						280 A CSU Bakersfield	1	3						
									LAST 10 GAMES			280 A CSU Bakersfield	3	0
												283 H Seattle	3	0
												289 A Weber St.	3	2
289 H Weber St.	3	0												
299 A Loyola Chicago	2	3												
207 A Montana	2	3												
199 A Eastern Wash.	1	3												
						176 A Portland St.	0	3						
						191 H Northern Ariz.	1	3						
						99 H Northern Colo.	1	3						
						193 H Idaho St.	3	1						
						289 H Weber St.	3	0						
						280 A CSU Bakersfield	3	0						
						159 A Sacramento St.	1	3						
						280 A CSU Bakersfield	1	3						
						289 A Weber St.	3	2						
						289 H Weber St.	3	0						

Non-Div. I Games:

Montana St.

Average RPI Win: 295		WON-LOST RECORD		WINNING PCT. RANK		LAST 10 GAMES		STRENGTH OF SCHEDULE		OPP. STRENGTH OF SCHEDULE		TEAM RPI		ADJ RPI		CONF. RPI		ADJ CONF. RPI	
DIV. I ONLY		8- 22		.26667 283		2- 8		293		289		300		.3122 305		25		25	
DIV. I NON-CONF.		6- 12		.33333 246		1- 0		310		313		303		.337 304		25		26	
TOTALS		RPI 1-25		RPI 26-50		W-L RECORDS		RPI 51-100		RPI 101-150		RPI 150+							
8- 22		0- 0		0- 0		OVERALL		0- 3		0- 1		8- 18							
4- 7		0- 0		0- 0		HOME		0- 1		0- 0		4- 6							
2- 10		0- 0		0- 0		AWAY		0- 2		0- 0		2- 8							
2- 5		0- 0		0- 0		NEUTRAL		0- 0		0- 1		2- 4							
6- 12		0- 0		0- 0		NON-CONFERENCE		0- 1		0- 1		6- 10							
3- 2		0- 0		0- 0		HOME		0- 0		0- 0		3- 2							
1- 5		0- 0		0- 0		AWAY		0- 1		0- 0		1- 4							
2- 5		0- 0		0- 0		NEUTRAL		0- 0		0- 1		2- 4							
2- 10		0- 0		0- 0		CONFERENCE		0- 2		0- 0		2- 8							
1- 5		0- 0		0- 0		HOME		0- 1		0- 0		1- 4							
1- 5		0- 0		0- 0		AWAY		0- 1		0- 0		1- 4							
0- 0		0- 0		0- 0		NEUTRAL		0- 0		0- 0		0- 0							
RPI	S	Opponent		Score	RPI	S	Opponent		Score	RPI	S	Opponent		Score					
							85	A Albany (NY)	0 3			137	N Memphis	0 3					
							85	H Albany (NY)	1 3			160	A Dartmouth	0 3					
							89	A San Francisco	0 3			163	N Columbia	0 3					
												182	N Central Conn. St.	1 3					
												205	A UMBC	0 3					
												205	H UMBC	2 3					
												206	A Rhode Island	0 3					
												225	A Stony Brook	0 3					
												225	H Stony Brook	0 3					
												238	A New Hampshire	3 2					
												238	H New Hampshire	1 3					
												245	A Manhattan	1 3					
												249	A Binghamton	1 3					
												249	H Binghamton	1 3					
												260	N Canisius	1 3					
												261	H Bryant	3 1					
												268	H Brown	1 3					
												270	A Hartford	0 3					
												270	H Hartford	3 2					
												278	A Holy Cross	2 3					
												295	N Morgan St.	2 3					
												303	H Lafayette	0 3					
												308	A La Salle	3 1					
												313	N Delaware St.	3 0					
												321	H Coppin St.	3 0					
												323	H St. Francis (NY)	3 0					
												325	N Saint Peter's	3 1					
					LAST 10 GAMES														
							205	H UMBC	2 3			270	A Hartford	0 3					
							225	H Stony Brook	0 3			261	H Bryant	3 1					
							85	H Albany (NY)	1 3			225	A Stony Brook	0 3					
							249	H Binghamton	1 3			205	A UMBC	0 3					
							238	A New Hampshire	3 2			249	A Binghamton	1 3					

Non-Div. I Games:

Providence

Average RPI Win: 285		WON-LOST RECORD	WINNING PCT. RANK		LAST 10 GAMES	STRENGTH OF SCHEDULE	OPP. STRENGTH OF SCHEDULE	TEAM RPI	ADJ RPI	CONF. RPI	ADJ CONF. RPI	
Average RPI Loss: 216												
DIV. I ONLY		6- 24	.2	297	3- 7	250	306	302	.30992	306	32	32
DIV. I NON-CONF.		1- 16	.05882	313	0- 1	152	263	299	.33996	302	32	32
<hr/>												
TOTALS		RPI 1-25		RPI 26-50		W-L RECORDS		RPI 51-100		RPI 101-150		RPI 150+
6- 24		0- 0		0- 0		OVERALL		0- 1		0- 6		6- 17
3- 2		0- 0		0- 0		HOME		0- 0		0- 0		3- 2
2- 14		0- 0		0- 0		AWAY		0- 1		0- 5		2- 8
1- 8		0- 0		0- 0		NEUTRAL		0- 0		0- 1		1- 7
1- 16		0- 0		0- 0		NON-CONFERENCE		0- 1		0- 6		1- 9
0- 0		0- 0		0- 0		HOME		0- 0		0- 0		0- 0
0- 9		0- 0		0- 0		AWAY		0- 1		0- 5		0- 3
1- 7		0- 0		0- 0		NEUTRAL		0- 0		0- 1		1- 6
5- 8		0- 0		0- 0		CONFERENCE		0- 0		0- 0		5- 8
3- 2		0- 0		0- 0		HOME		0- 0		0- 0		3- 2
2- 5		0- 0		0- 0		AWAY		0- 0		0- 0		2- 5
0- 1		0- 0		0- 0		NEUTRAL		0- 0		0- 0		0- 1
RPI S	Opponent	Score	RPI S	Opponent	Score	RPI S	Opponent	Score	RPI S	Opponent	Score	
						97 A	American	0 3	116 A	George Washington	0 3	
									121 A	Towson	0 3	
									125 A	Pittsburgh	0 3	
									133 A	Duquesne	0 3	
									137 N	Memphis	0 3	
									147 A	VCU	0 3	
									155 N	Princeton	3 1	
									183 A	Connecticut	0 3	
									192 A	Md.-East. Shore	1 3	
									192 H	Md.-East. Shore	0 3	
									224 N	Radford	1 3	
									236 A	Rutgers	1 3	
									237 A	UNC Greensboro	1 3	
									249 N	Binghamton	2 3	
									249 N	Binghamton	0 3	
									251 N	Eastern Ky.	1 3	
									257 N	Florida A&M	0 3	
									271 A	Hampton	0 3	
									271 H	Hampton	1 3	
									278 N	Holy Cross	0 3	
									295 A	Morgan St.	0 3	
									295 H	Morgan St.	3 2	
									296 N	Saint Francis (PA)	0 3	
									302 A	Norfolk St.	1 3	
									302 H	Norfolk St.	3 2	
									313 A	Delaware St.	2 3	
									313 H	Delaware St.	3 1	
LAST 10 GAMES												
						257 N	Florida A&M	0 3	313 H	Delaware St.	3 1	
						321 A	Coppin St.	3 2	192 H	Md.-East. Shore	0 3	
						295 A	Morgan St.	0 3	192 A	Md.-East. Shore	1 3	
						271 A	Hampton	0 3	97 A	American	0 3	
						302 A	Norfolk St.	1 3	295 H	Morgan St.	3 2	

Non-Div. I Games:

Howard

RPI	S	Opponent	Score	
321	A	Coppin St.	3	1
321	A	Coppin St.	3	2

Howard

H
o
w
a
r
d

H
o
w
a
r
d

Average RPI Win:	277	WON-LOST RECORD	WINNING PCT. RANK	LAST 10 GAMES	STRENGTH OF SCHEDULE	OPP. STRENGTH OF SCHEDULE	TEAM RPI	ADJ RPI	CONF. RPI	ADJ CONF. RPI					
DIV. I ONLY		5- 25	.16667	307	1- 9	268	251	306	.30834	307	28	27			
DIV. I NON-CONF.		3- 12	.2	284	1- 0	224	191	287	.36946	288	27	27			
<hr/>															
TOTALS	RPI 1-25	RPI 26-50		W-L RECORDS		RPI 51-100		RPI 101-150		RPI 150+					
5- 25	0- 0	0- 1		OVERALL		0- 4		0- 4		5- 16					
1- 7	0- 0	0- 0		HOME		0- 0		0- 1		1- 6					
2- 11	0- 0	0- 1		AWAY		0- 1		0- 2		2- 7					
2- 7	0- 0	0- 0		NEUTRAL		0- 3		0- 1		2- 3					
<hr/>															
3- 12	0- 0	0- 1		NON-CONFERENCE		0- 4		0- 1		3- 6					
0- 1	0- 0	0- 0		HOME		0- 0		0- 0		0- 1					
2- 4	0- 0	0- 1		AWAY		0- 1		0- 0		2- 2					
1- 7	0- 0	0- 0		NEUTRAL		0- 3		0- 1		1- 3					
<hr/>															
2- 13	0- 0	0- 0		CONFERENCE		0- 0		0- 3		2- 10					
1- 6	0- 0	0- 0		HOME		0- 0		0- 1		1- 5					
0- 7	0- 0	0- 0		AWAY		0- 0		0- 2		0- 5					
1- 0	0- 0	0- 0		NEUTRAL		0- 0		0- 0		1- 0					
<hr/>															
RPI	S	Opponent	Score	RPI	S	Opponent	Score	RPI	S	Opponent	Score				
				43	A	Duke	0 3	57	N	Wisconsin	0 3	110	N	North Carolina St.	1 3
				64	N	Furman	1 3	145	A	Liberty	0 3				
				67	N	Arkansas	0 3	149	A	Winthrop	1 3				
				71	A	Col. of Charleston	0 3	149	H	Winthrop	0 3				
				171	A	Wake Forest	1 3								
				203	H	UNC Asheville	0 3								
				217	N	North Florida	2 3								
				223	N	Western Caro.	0 3								
				224	A	Radford	0 3								
				230	A	UNC Wilmington	0 3								
				233	A	Presbyterian	0 3								
				233	H	Presbyterian	1 3								
				250	A	Campbell	0 3								
				250	H	Campbell	3 1								
				272	H	Wofford	0 3								
				272	N	Wofford	1 3								
274	N	East Carolina	3 2												
276	A	Coastal Caro.	0 3												
276	H	Coastal Caro.	1 3												
282	A	Citadel	3 1												
287	A	South Carolina St.	3 1												
				LAST 10 GAMES				291	A	High Point	1 3				
				291	A	High Point	1 3	291	H	High Point	0 3				
				250	A	Campbell	0 3	203	H	UNC Asheville	0 3	293	H	Gardner-Webb	1 3
				276	H	Coastal Caro.	1 3	293	H	Gardner-Webb	1 3	293	N	Gardner-Webb	3 2
				149	H	Winthrop	0 3	145	A	Liberty	0 3				
				233	H	Presbyterian	1 3	224	A	Radford	0 3				

Non-Div. I Games:

Charleston So.

[illegible]

Non-Div. I Games:

La Salle

Average RPI Win: 291		WON-LOST RECORD		WINNING PCT. RANK		LAST 10 GAMES		STRENGTH OF SCHEDULE		OPP. STRENGTH OF SCHEDULE		TEAM RPI		ADJ RPI		CONF. RPI		ADJ CONF. RPI	
DIV. I ONLY		6- 23		.2069 294		0- 10		294		279		311		.3002 309		26		26	
DIV. I NON-CONF.		4- 10		.28571 264		0- 0		311		288		305		.33445 306		28		28	
TOTALS		RPI 1-25		RPI 26-50		W-L RECORDS		RPI 51-100		RPI 101-150		RPI 150+							
6- 23		0- 0		0- 0		OVERALL		0- 5		0- 1		6- 17							
2- 9		0- 0		0- 0		HOME		0- 2		0- 1		2- 6							
1- 10		0- 0		0- 0		AWAY		0- 2		0- 0		1- 8							
3- 4		0- 0		0- 0		NEUTRAL		0- 1		0- 0		3- 3							
4- 10		0- 0		0- 0		NON-CONFERENCE		0- 1		0- 1		4- 8							
1- 3		0- 0		0- 0		HOME		0- 0		0- 1		1- 2							
1- 3		0- 0		0- 0		AWAY		0- 0		0- 0		1- 3							
2- 4		0- 0		0- 0		NEUTRAL		0- 1		0- 0		2- 3							
2- 13		0- 0		0- 0		CONFERENCE		0- 4		0- 0		2- 9							
1- 6		0- 0		0- 0		HOME		0- 2		0- 0		1- 4							
0- 7		0- 0		0- 0		AWAY		0- 2		0- 0		0- 5							
1- 0		0- 0		0- 0		NEUTRAL		0- 0		0- 0		1- 0							
RPI S	Opponent	Score		RPI S	Opponent	Score		RPI S	Opponent	Score		RPI S	Opponent	Score					
								76 N	Northeastern	0	3	138 H	Bowling Green	0	3				
								91 A	Army	0	3	178 A	Lehigh	0	3				
								91 H	Army	0	3	178 H	Lehigh	0	3				
								97 A	American	0	3	190 A	Harvard	0	3				
								97 H	American	0	3	200 A	Colgate	0	3				
												200 H	Colgate	1	3				
												205 A	UMBC	0	3				
												220 A	George Mason	0	3				
												237 N	UNC Greensboro	1	3				
												248 H	Air Force	0	3				
												269 H	Iona	0	3				
												270 A	Hartford	3	2				
												278 A	Holy Cross	0	3				
												278 H	Holy Cross	0	3				
												278 N	Holy Cross	3	1				
												288 A	Bucknell	1	3				
												288 H	Bucknell	3	2				
												291 N	High Point	0	3				
												295 H	Morgan St.	3	2				
												301 N	Quinnipiac	3	2				
												303 A	Lafayette	1	3				
												303 H	Lafayette	2	3				
												308 N	La Salle	0	3				
												313 N	Delaware St.	3	1				
LAST 10 GAMES																			

Non-Div. I Games:

Navy

Average RPI Win: 317		WON-LOST RECORD		WINNING PCT. RANK		LAST 10 GAMES		STRENGTH OF SCHEDULE		OPP. STRENGTH OF SCHEDULE		TEAM RPI		ADJ RPI		CONF. RPI		ADJ CONF. RPI	
DIV. I ONLY		10- 21		.32258 257		4- 6		304		324		304		.29601 310		33		33	
DIV. I NON-CONF.		1- 13		.07143 310		0- 0		244		311		316		.29218 317		33		33	
TOTALS		RPI 1-25		RPI 26-50		W-L RECORDS		RPI 51-100		RPI 101-150		RPI 150+							
10- 21		0- 0		0- 0		OVERALL		0- 1		0- 1		10- 19							
2- 5		0- 0		0- 0		HOME		0- 0		0- 0		2- 5							
2- 7		0- 0		0- 0		AWAY		0- 0		0- 1		2- 6							
6- 9		0- 0		0- 0		NEUTRAL		0- 1		0- 0		6- 8							
1- 13		0- 0		0- 0		NON-CONFERENCE		0- 1		0- 1		1- 11							
0- 2		0- 0		0- 0		HOME		0- 0		0- 0		0- 2							
0- 5		0- 0		0- 0		AWAY		0- 0		0- 1		0- 4							
1- 6		0- 0		0- 0		NEUTRAL		0- 1		0- 0		1- 5							
9- 8		0- 0		0- 0		CONFERENCE		0- 0		0- 0		9- 8							
2- 3		0- 0		0- 0		HOME		0- 0		0- 0		2- 3							
2- 2		0- 0		0- 0		AWAY		0- 0		0- 0		2- 2							
5- 3		0- 0		0- 0		NEUTRAL		0- 0		0- 0		5- 3							
RPI	S	Opponent	Score	RPI	S	Opponent	Score	RPI	S	Opponent	Score	RPI	S	Opponent	Score				
								69	N	Texas St.	1 3	150	A	Alabama	0 3				
												169	A	Troy	0 3				
												192	A	Md.-East. Shore	0 3				
												215	A	Jackson St.	0 3				
												215	H	Jackson St.	0 3				
												215	H	Jackson St.	0 3				
												215	N	Jackson St.	0 3				
												215	N	Jackson St.	1 3				
												216	N	South Ala.	1 3				
												234	A	Nicholls St.	0 3				
												258	N	Austin Peay	0 3				
												271	N	Hampton	0 3				
												272	N	Wofford	0 3				
												280	H	CSU Bakersfield	1 3				
												281	A	Alabama A&M	1 3				
												281	H	Alabama A&M	1 3				
												282	N	Citadel	2 3				
												287	A	South Carolina St.	0 3				
												287	H	South Carolina St.	0 3				
												297	N	Prairie View	3 1				
												314	N	Southern U.	3 2				
												314	N	Southern U.	1 3				
												315	N	Grambling	3 0				
												316	A	Mississippi Val.	3 2				
												316	H	Mississippi Val.	3 0				
												318	N	N.C. Central	3 0				
												322	N	Texas Southern	3 0				
LAST 10 GAMES																			
				215	N	Jackson St.	1 3	215	A	Jackson St.	0 3								
				322	N	Texas Southern	3 0	326	H	Alcorn St.	3 0								
				215	N	Jackson St.	0 3	326	A	Alcorn St.	3 0								
				315	N	Grambling	3 0	281	H	Alabama A&M	1 3								
				281	A	Alabama A&M	1 3	215	H	Jackson St.	0 3								
Non-Div. I Games:		Claflin	3 0	Stillman	3 0	Stillman	3 0	LeMoyne-Owen		3 0	Alabama St.								
		Clark Atlanta	3 0																

RPI	S	Opponent	Score	
322	N	Texas Southern	3	0
326	A	Alcorn St.	3	0
326	H	Alcorn St.	3	0

Alabama St.

A
l
a
b
a
m
a
S
t
.

A
l
a
b
a
m
a
S
t
.

Average RPI Win:	268	WON-LOST	WINNING	LAST 10	STRENGTH OF	OPP. STRENGTH	TEAM	ADJ	CONF.	ADJ CONF.	
Average RPI Loss:	196	RECORD	PCT. RANK	GAMES	SCHEDULE	OF SCHEDULE	RPI	RPI	RPI	RPI	
DIV. I ONLY	5- 28	.15152	315	1- 9	263	264	309	.29124	311	20	20
DIV. I NON-CONF.	4- 13	.23529	276	0- 0	235	294	291	.3556	296	19	18
<hr/>											
TOTALS	RPI 1-25	RPI 26-50		W-L RECORDS		RPI 51-100		RPI 101-150		RPI 150+	
5- 28	0- 0	0- 0		OVERALL		0- 3		0- 4		5- 21	
3- 8	0- 0	0- 0		HOME		0- 1		0- 0		3- 7	
1- 12	0- 0	0- 0		AWAY		0- 1		0- 3		1- 8	
1- 8	0- 0	0- 0		NEUTRAL		0- 1		0- 1		1- 6	
4- 13	0- 0	0- 0		NON-CONFERENCE		0- 1		0- 3		4- 9	
2- 1	0- 0	0- 0		HOME		0- 0		0- 0		2- 1	
1- 4	0- 0	0- 0		AWAY		0- 0		0- 2		1- 2	
1- 8	0- 0	0- 0		NEUTRAL		0- 1		0- 1		1- 6	
1- 15	0- 0	0- 0		CONFERENCE		0- 2		0- 1		1- 12	
1- 7	0- 0	0- 0		HOME		0- 1		0- 0		1- 6	
0- 8	0- 0	0- 0		AWAY		0- 1		0- 1		0- 6	
0- 0	0- 0	0- 0		NEUTRAL		0- 0		0- 0		0- 0	
RPI	S	Opponent	Score	RPI	S	Opponent	Score	RPI	S	Opponent	Score
						61 N Samford	1 3			107 A Houston Baptist	0 3
						69 H Texas St.	0 3			115 N Texas Tech	0 3
						80 A UTSA	0 3			130 A Mississippi St.	0 3
										136 A Sam Houston St.	0 3
										151 N Southern Miss.	0 3
										162 H Stephen F. Austin	0 3
										186 A Central Ark.	2 3
										186 H Central Ark.	0 3
										201 H Texas-Arlington	1 3
										202 N UT Martin	0 3
										215 H Jackson St.	3 2
										216 A South Ala.	0 3
										219 A A&M-Corpus Christi	0 3
										227 H La.-Lafayette	0 3
										228 N Southern Ill.	0 3
										234 A Nicholls St.	2 3
										234 H Nicholls St.	1 3
										241 A Lamar	1 3
										241 H Lamar	3 1
										243 A Northwestern St.	1 3
										243 H Northwestern St.	1 3
										256 H La.-Monroe	3 1
										265 A McNeese St.	0 3
										265 H McNeese St.	0 3
										267 A Louisiana Tech	1 3
										267 N Louisiana Tech	2 3
										267 N Louisiana Tech	1 3
LAST 10 GAMES											
						186 A Central Ark.	2 3			241 H Lamar	3 1
						243 A Northwestern St.	1 3			136 A Sam Houston St.	0 3
						69 H Texas St.	0 3			234 A Nicholls St.	2 3
						201 H Texas-Arlington	1 3			219 A A&M-Corpus Christi	0 3
						265 H McNeese St.	0 3			80 A UTSA	0 3

Non-Div. I Games:

Southeastern La.

RPI	S	Opponent	Score	
281	N	Alabama A&M	1	3
314	A	Southern U.	3	0
315	N	Grambling	3	0

Southeastern La.

S
o
u
t
h
e
a
s
t
e
r
n
L
a
.

S
o
u
t
h
e
a
s
t
e
r
n
L
a
.

Average RPI Win:	304	WON-LOST RECORD	WINNING PCT. RANK	LAST 10 GAMES	STRENGTH OF SCHEDULE	OPP. STRENGTH OF SCHEDULE	TEAM RPI	ADJ RPI	CONF. RPI	ADJ CONF. RPI	
Average RPI Loss:	242										
DIV. I ONLY		13- 19	.40625 212	4- 6	327	322	312	.28337 312	32	32	
DIV. I NON-CONF.		1- 14	.06667 311	0- 3	312	285	322	.26138 323	32	32	
<hr/>											
TOTALS	RPI 1-25	RPI 26-50		W-L RECORDS	RPI 51-100		RPI 101-150		RPI 150+		
13- 19	0- 0	0- 0		OVERALL	0- 1		0- 1		13- 17		
6- 8	0- 0	0- 0		HOME	0- 1		0- 0		6- 7		
3- 8	0- 0	0- 0		AWAY	0- 0		0- 0		3- 8		
4- 3	0- 0	0- 0		NEUTRAL	0- 0		0- 1		4- 2		
1- 14	0- 0	0- 0		NON-CONFERENCE	0- 1		0- 1		1- 12		
0- 6	0- 0	0- 0		HOME	0- 1		0- 0		0- 5		
0- 6	0- 0	0- 0		AWAY	0- 0		0- 0		0- 6		
1- 2	0- 0	0- 0		NEUTRAL	0- 0		0- 1		1- 1		
12- 5	0- 0	0- 0		CONFERENCE	0- 0		0- 0		12- 5		
6- 2	0- 0	0- 0		HOME	0- 0		0- 0		6- 2		
3- 2	0- 0	0- 0		AWAY	0- 0		0- 0		3- 2		
3- 1	0- 0	0- 0		NEUTRAL	0- 0		0- 0		3- 1		
RPI S	Opponent	Score	RPI S	Opponent	Score	RPI S	Opponent	Score	RPI S	Opponent	Score
						61 H	Samford	0 3	138 N	Bowling Green	0 3
									154 A	South Fla.	0 3
									192 N	Md.-East. Shore	3 1
									217 A	North Florida	0 3
									217 H	North Florida	0 3
									242 A	Jacksonville	1 3
									242 H	Jacksonville	2 3
									251 N	Eastern Ky.	2 3
									257 A	Florida A&M	0 3
									257 H	Florida A&M	1 3
									257 N	Florida A&M	0 3
									271 H	Hampton	3 2
									272 N	Wofford	3 1
									282 A	Citadel	1 3
									284 H	S.C. Upstate	0 3
									287 A	South Carolina St.	0 3
									287 H	South Carolina St.	1 3
									292 H	Fla. Atlantic	1 3
									294 A	Stetson	0 3
									294 A	Stetson	1 3
									294 H	Stetson	0 3
			LAST 10 GAMES						295 N	Morgan St.	3 2
			257 N	Florida A&M	0 3	294 A	Stetson	0 3	318 A	N.C. Central	3 2
			295 N	Morgan St.	3 2	287 H	South Carolina St.	1 3	318 H	N.C. Central	3 1
			257 A	Florida A&M	0 3	327 H	Savannah St.	3 0	324 A	N.C. A&T	3 1
			324 A	N.C. A&T	3 1	217 A	North Florida	0 3	324 H	N.C. A&T	3 0
			318 A	N.C. Central	3 2	242 A	Jacksonville	1 3	327 A	Savannah St.	3 0

Non-Div. I Games:

Bethune-Cookman

RPI	S	Opponent	Score	
327	H	Savannah St.	3	0
327	H	Savannah St.	3	0
327	H	Savannah St.	3	0
327	N	Savannah St.	3	0

Bethune-Cookman

B
e
t
h
u
n
e
-
C
o
o
k
m
a
n

B
e
t
h
u
n
e
-
C
o
o
k
m
a
n

Average RPI Win: 305		WON-LOST RECORD		WINNING PCT. RANK		LAST 10 GAMES		STRENGTH OF SCHEDULE		OPP. STRENGTH OF SCHEDULE		TEAM RPI		ADJ RPI		CONF. RPI		ADJ CONF. RPI	
Average RPI Loss: 237																			
DIV. I ONLY		5- 20		.2 297		2- 8		308		311		315		.28316 313		32		32	
DIV. I NON-CONF.		1- 12		.07692 307		0- 1		280		287		317		.30127 315		32		32	
TOTALS		RPI 1-25		RPI 26-50		W-L RECORDS		RPI 51-100		RPI 101-150		RPI 150+							
5- 20		0- 0		0- 0		OVERALL		0- 1		0- 2		5- 17							
4- 4		0- 0		0- 0		HOME		0- 0		0- 0		4- 4							
0- 10		0- 0		0- 0		AWAY		0- 1		0- 0		0- 9							
1- 6		0- 0		0- 0		NEUTRAL		0- 0		0- 2		1- 4							
1- 12		0- 0		0- 0		NON-CONFERENCE		0- 1		0- 2		1- 9							
0- 2		0- 0		0- 0		HOME		0- 0		0- 0		0- 2							
0- 4		0- 0		0- 0		AWAY		0- 1		0- 0		0- 3							
1- 6		0- 0		0- 0		NEUTRAL		0- 0		0- 2		1- 4							
4- 8		0- 0		0- 0		CONFERENCE		0- 0		0- 0		4- 8							
4- 2		0- 0		0- 0		HOME		0- 0		0- 0		4- 2							
0- 6		0- 0		0- 0		AWAY		0- 0		0- 0		0- 6							
0- 0		0- 0		0- 0		NEUTRAL		0- 0		0- 0		0- 0							
RPI	S	Opponent		Score		RPI	S	Opponent		Score		RPI	S	Opponent		Score			

Non-Div. I Games:

Delaware St.

Average RPI Win:	315	WON-LOST	WINNING	LAST 10	STRENGTH OF	OPP. STRENGTH	TEAM	ADJ	CONF.	ADJ CONF.			
Average RPI Loss:	252	RECORD	PCT. RANK	GAMES	SCHEDULE	OF SCHEDULE	RPI	RPI	RPI	RPI			
DIV. I ONLY		10- 19	.34483	247	4- 6	325	326	313	.26982	314	33	33	
DIV. I NON-CONF.		0- 7	0	314	0- 0	230	278	318	.30027	316	33	33	
<hr/>													
TOTALS	RPI 1-25	RPI 26-50		W-L RECORDS		RPI 51-100		RPI 101-150		RPI 150+			
10- 19	0- 0	0- 0		OVERALL		0- 0		0- 1		10- 18			
4- 6	0- 0	0- 0		HOME		0- 0		0- 1		4- 5			
3- 6	0- 0	0- 0		AWAY		0- 0		0- 0		3- 6			
3- 7	0- 0	0- 0		NEUTRAL		0- 0		0- 0		3- 7			
<hr/>													
0- 7	0- 0	0- 0		NON-CONFERENCE		0- 0		0- 1		0- 6			
0- 2	0- 0	0- 0		HOME		0- 0		0- 1		0- 1			
0- 2	0- 0	0- 0		AWAY		0- 0		0- 0		0- 2			
0- 3	0- 0	0- 0		NEUTRAL		0- 0		0- 0		0- 3			
<hr/>													
10- 12	0- 0	0- 0		CONFERENCE		0- 0		0- 0		10- 12			
4- 4	0- 0	0- 0		HOME		0- 0		0- 0		4- 4			
3- 4	0- 0	0- 0		AWAY		0- 0		0- 0		3- 4			
3- 4	0- 0	0- 0		NEUTRAL		0- 0		0- 0		3- 4			
<hr/>													
RPI	S	Opponent	Score	RPI	S	Opponent	Score	RPI	S	Opponent	Score		
								109	H	UTEP	0	3	
								176	N	Portland St.	0	3	
								201	N	Texas-Arlington	0	3	
								215	A	Jackson St.	0	3	
								215	H	Jackson St.	0	3	
								215	H	Jackson St.	0	3	
								215	N	Jackson St.	0	3	
								227	A	La.-Lafayette	0	3	
								234	A	Nicholls St.	0	3	
								234	N	Nicholls St.	0	3	
								281	N	Alabama A&M	0	3	
								281	N	Alabama A&M	0	3	
								297	A	Prairie View	0	3	
								297	H	Prairie View	3	2	
								297	N	Prairie View	3	2	
								310	N	Alabama St.	3	1	
								310	N	Alabama St.	2	3	
								311	H	Southeastern La.	0	3	
								315	A	Grambling	2	3	
								315	H	Grambling	2	3	
								316	A	Mississippi Val.	3	2	
								316	H	Mississippi Val.	1	3	
LAST 10 GAMES								316	N	Mississippi Val.	3	1	
281 N Alabama A&M				0	3	215 H Jackson St.	0	3	316	A	Ark.-Pine Bluff	3	1
316 N Mississippi Val.				3	1	322 A Texas Southern	1	3	320	H	Ark.-Pine Bluff	3	1
281 N Alabama A&M				0	3	297 A Prairie View	0	3	320	A	Texas Southern	1	3
297 N Prairie View				3	2	315 A Grambling	2	3	322	H	Texas Southern	3	2
326 H Alcorn St.				3	0	297 H Prairie View	3	2					
<hr/>													
Non-Div. I Games:	Xavier (LA)	0	3	Talladega	3	0	Wiley	0	3	Xavier (LA)	3	0	
												Southern U.	

RPI	S	Opponent	Score	
326	A	Alcorn St.	3	1
326	H	Alcorn St.	3	0

Southern U.

S
o
u
t
h
e
r
n
U
.

S
o
u
t
h
e
r
n
U
.

Average RPI Win: 319		WON-LOST	WINNING	LAST 10	STRENGTH OF		OPP. STRENGTH	TEAM	ADJ	CONF.	ADJ CONF.
Average RPI Loss: 225		RECORD	PCT. RANK	GAMES	SCHEDULE		OF SCHEDULE	RPI	RPI	RPI	RPI
DIV. I ONLY		9- 23	.28125	276	5- 5		324	315	316	.26871	315
DIV. I NON-CONF.		0- 15	0	314	0- 0		247	241	319	.28937	318
TOTALS		RPI 1-25	RPI 26-50		W-L RECORDS		RPI 51-100		RPI 101-150		RPI 150+
9- 23	0- 0	0- 0		OVERALL		0- 3		0- 2		9- 18	
4- 6	0- 0	0- 0		HOME		0- 0		0- 0		4- 6	
5- 7	0- 0	0- 0		AWAY		0- 2		0- 0		5- 5	
0- 10	0- 0	0- 0		NEUTRAL		0- 1		0- 2		0- 7	
0- 15	0- 0	0- 0		NON-CONFERENCE		0- 3		0- 2		0- 10	
0- 3	0- 0	0- 0		HOME		0- 0		0- 0		0- 3	
0- 5	0- 0	0- 0		AWAY		0- 2		0- 0		0- 3	
0- 7	0- 0	0- 0		NEUTRAL		0- 1		0- 2		0- 4	
9- 8	0- 0	0- 0		CONFERENCE		0- 0		0- 0		9- 8	
4- 3	0- 0	0- 0		HOME		0- 0		0- 0		4- 3	
5- 2	0- 0	0- 0		AWAY		0- 0		0- 0		5- 2	
0- 3	0- 0	0- 0		NEUTRAL		0- 0		0- 0		0- 3	
RPI S	Opponent	Score	RPI S	Opponent	Score	RPI S	Opponent	Score	RPI S	Opponent	Score
						56 A	TCU	0 3	115 N	Texas Tech	0 3
						60 A	New Mexico St.	0 3	115 N	Texas Tech	0 3
						66 N	LSU	0 3	183 N	Connecticut	0 3
									215 A	Jackson St.	0 3
									215 H	Jackson St.	0 3
									229 N	UALR	0 3
									234 A	Nicholls St.	0 3
									234 H	Nicholls St.	0 3
									256 A	La.-Monroe	0 3
									256 N	La.-Monroe	1 3
									265 H	McNeese St.	0 3
									267 A	Louisiana Tech	0 3
									267 H	Louisiana Tech	0 3
									281 N	Alabama A&M	1 3
									297 A	Prairie View	0 3
									297 H	Prairie View	0 3
									310 N	Alabama St.	0 3
									311 N	Southeastern La.	0 3
									314 A	Southern U.	3 2
									314 H	Southern U.	3 2
									316 A	Mississippi Val.	3 1
									316 H	Mississippi Val.	3 1
									320 A	Ark.-Pine Bluff	3 2
									320 H	Ark.-Pine Bluff	3 2
									322 A	Texas Southern	3 2
									322 H	Texas Southern	2 3
									322 N	Texas Southern	2 3
LAST 10 GAMES											
						310 N	Alabama St.	0 3	316 H	Mississippi Val.	3 1
						322 N	Texas Southern	2 3	215 H	Jackson St.	0 3
						320 H	Ark.-Pine Bluff	3 2	314 H	Southern U.	3 2
						316 A	Mississippi Val.	3 1	297 H	Prairie View	0 3
						326 A	Alcorn St.	3 0	322 H	Texas Southern	2 3

Non-Div. I Games:

Grambling

RPI	S	Opponent	Score	
326	A	Alcorn St.	3	0
326	H	Alcorn St.	3	0

Grambling

G
r
a
m
b
l
i
n
g

G
r
a
m
b
l
i
n
g

Average RPI Win: 317		WON-LOST	WINNING	LAST 10	STRENGTH OF		OPP. STRENGTH	TEAM	ADJ	CONF.	ADJ CONF.
Average RPI Loss: 272		RECORD	PCT. RANK	GAMES	SCHEDULE		OF SCHEDULE	RPI	RPI	RPI	RPI
DIV. I ONLY		5- 16	.2381	289	1- 9		316	327	319	.26179	316
DIV. I NON-CONF.		0- 3	0	314	0- 0		174	323	313	.32334	308
TOTALS		RPI 1-25	RPI 26-50		W-L RECORDS		RPI 51-100		RPI 101-150		RPI 150+
5- 16	0- 0	0- 0		OVERALL		0- 0		0- 0		5- 16	
1- 5	0- 0	0- 0		HOME		0- 0		0- 0		1- 5	
2- 6	0- 0	0- 0		AWAY		0- 0		0- 0		2- 5	
2- 5	0- 0	0- 0		NEUTRAL		0- 0		0- 0		2- 5	
0- 3	0- 0	0- 0		NON-CONFERENCE		0- 0		0- 0		0- 3	
0- 0	0- 0	0- 0		HOME		0- 0		0- 0		0- 0	
0- 1	0- 0	0- 0		AWAY		0- 0		0- 0		0- 1	
0- 2	0- 0	0- 0		NEUTRAL		0- 0		0- 0		0- 2	
5- 13	0- 0	0- 0		CONFERENCE		0- 0		0- 0		5- 13	
1- 5	0- 0	0- 0		HOME		0- 0		0- 0		1- 5	
2- 5	0- 0	0- 0		AWAY		0- 0		0- 0		2- 5	
2- 3	0- 0	0- 0		NEUTRAL		0- 0		0- 0		2- 3	
RPI S	Opponent	Score	RPI S	Opponent	Score	RPI S	Opponent	Score	RPI S	Opponent	Score
									215 A	Jackson St.	0 3
									215 A	Jackson St.	0 3
									215 H	Jackson St.	0 3
									215 N	Jackson St.	0 3
									227 A	La.-Lafayette	0 3
									234 N	Nicholls St.	0 3
									281 A	Alabama A&M	0 3
									281 H	Alabama A&M	1 3
									287 N	South Carolina St.	1 3
									297 N	Prairie View	3 0
									297 N	Prairie View	0 3
									310 A	Alabama St.	0 3
									310 H	Alabama St.	2 3
									314 A	Southern U.	3 1
									314 H	Southern U.	2 3
									314 N	Southern U.	1 3
									315 A	Grambling	1 3
									315 H	Grambling	1 3
									322 N	Texas Southern	3 0
									326 A	Alcorn St.	3 0
									326 H	Alcorn St.	3 0
LAST 10 GAMES											
						297 N	Prairie View	0 3	315 A	Grambling	1 3
						314 N	Southern U.	1 3	281 H	Alabama A&M	1 3
						315 H	Grambling	1 3	215 H	Jackson St.	0 3
						215 A	Jackson St.	0 3	326 A	Alcorn St.	3 0
						281 A	Alabama A&M	0 3	215 N	Jackson St.	0 3
Non-Div. I Games:	Philander Smith	3 0	Philander Smith	3 0	Xavier (LA)	0 3	Tougaloo	3 0	Mississippi Val.		
	LeMoyne-Owen	3 0	Tougaloo	3 0	Dillard	3 1					

Average RPI Win:	262	WON-LOST	WINNING	LAST 10	STRENGTH OF	OPP. STRENGTH	TEAM	ADJ	CONF.	ADJ CONF.							
Average RPI Loss:	200	RECORD	PCT. RANK	GAMES	SCHEDULE	OF SCHEDULE	RPI	RPI	RPI	RPI							
DIV. I ONLY	2- 28	.06667	323	2- 8	285	262	317	.26106	317	22	21						
DIV. I NON-CONF.	0- 19	0	314	0- 4	315	276	325	.22593	326	22	24						
<hr/>																	
TOTALS	RPI 1-25	RPI 26-50		W-L RECORDS		RPI 51-100		RPI 101-150		RPI 150+							
2- 28	0- 0	0- 0		OVERALL		0- 2		0- 7		2- 19							
0- 10	0- 0	0- 0		HOME		0- 1		0- 2		0- 7							
2- 10	0- 0	0- 0		AWAY		0- 1		0- 3		2- 6							
0- 8	0- 0	0- 0		NEUTRAL		0- 0		0- 2		0- 6							
<hr/>																	
0- 19	0- 0	0- 0		NON-CONFERENCE		0- 0		0- 3		0- 16							
0- 5	0- 0	0- 0		HOME		0- 0		0- 0		0- 5							
0- 7	0- 0	0- 0		AWAY		0- 0		0- 1		0- 6							
0- 7	0- 0	0- 0		NEUTRAL		0- 0		0- 2		0- 5							
<hr/>																	
2- 9	0- 0	0- 0		CONFERENCE		0- 2		0- 4		2- 3							
0- 5	0- 0	0- 0		HOME		0- 1		0- 2		0- 2							
2- 3	0- 0	0- 0		AWAY		0- 1		0- 2		2- 0							
0- 1	0- 0	0- 0		NEUTRAL		0- 0		0- 0		0- 1							
<hr/>																	
RPI S	Opponent	Score	RPI S	Opponent	Score	RPI S	Opponent	Score	RPI S	Opponent	Score						
						52 A	North Dakota	0	3	102 A	Utah Valley	0	3				
						52 H	North Dakota	0	3	102 H	Utah Valley	0	3				
						107 A	Houston Baptist	1	3	107 H	Houston Baptist	1	3				
						129 N	Oakland	0	3	140 A	Iowa	0	3				
						143 N	Miami (OH)	0	3	167 H	Valparaiso	1	3				
						177 A	Butler	0	3	208 A	Indiana St.	0	3				
						208 H	Indiana St.	0	3	212 N	UMKC	1	3				
						221 H	Green Bay	1	3	224 A	Radford	0	3				
						235 A	Ill.-Chicago	0	3	239 A	NJIT	3	2				
						239 H	NJIT	2	3	239 N	NJIT	1	3				
						253 A	Western Ill.	0	3	253 H	Western Ill.	0	3				
						255 A	DePaul	0	3	275 N	Eastern Ill.	0	3				
						284 N	S.C. Upstate	0	3	285 A	Tex.-Pan American	3	2				
						285 H	Tex.-Pan American	2	3	299 N	Loyola Chicago	0	3				
						300 H	Youngstown St.	1	3								
						LAST 10 GAMES			LAST 10 GAMES			LAST 10 GAMES			LAST 10 GAMES		
						239 N	NJIT	1	3	253 H	Western Ill.	0	3	284 N	S.C. Upstate	0	3
						239 A	NJIT	3	2	300 H	Youngstown St.	1	3	285 A	Tex.-Pan American	3	2
						167 H	Valparaiso	1	3	255 A	DePaul	0	3	285 H	Tex.-Pan American	2	3
						285 A	Tex.-Pan American	3	2	102 H	Utah Valley	0	3	299 N	Loyola Chicago	0	3
						107 A	Houston Baptist	1	3	52 H	North Dakota	0	3	300 H	Youngstown St.	1	3

Non-Div. I Games: Judson (IL) 3 0

Chicago St.

RPI	S	Opponent	Score	
321	N	Coppin St.	2	3

Chicago St.

C
h
i
c
a
g
o
s
t
.

C
h
i
c
a
g
o
s
t
.

Average RPI Win: 318		WON-LOST	WINNING	LAST 10	STRENGTH OF		OPP. STRENGTH	TEAM	ADJ	CONF.	ADJ CONF.
Average RPI Loss: 233		RECORD	PCT. RANK	GAMES	SCHEDULE		OF SCHEDULE	RPI	RPI	RPI	RPI
DIV. I ONLY		5- 26	.16129	310	4- 6		289	321	314	.25978	318
DIV. I NON-CONF.		0- 17	0	314	0- 2		204	298	314	.28579	320
TOTALS		RPI 1-25	RPI 26-50		W-L RECORDS		RPI 51-100		RPI 101-150		RPI 150+
5- 26	0- 0	0- 0		OVERALL		0- 0		0- 2		5- 24	
2- 11	0- 0	0- 0		HOME		0- 0		0- 0		2- 11	
3- 8	0- 0	0- 0		AWAY		0- 0		0- 1		3- 7	
0- 7	0- 0	0- 0		NEUTRAL		0- 0		0- 1		0- 6	
0- 17	0- 0	0- 0		NON-CONFERENCE		0- 0		0- 2		0- 15	
0- 7	0- 0	0- 0		HOME		0- 0		0- 0		0- 7	
0- 5	0- 0	0- 0		AWAY		0- 0		0- 1		0- 4	
0- 5	0- 0	0- 0		NEUTRAL		0- 0		0- 1		0- 4	
5- 9	0- 0	0- 0		CONFERENCE		0- 0		0- 0		5- 9	
2- 4	0- 0	0- 0		HOME		0- 0		0- 0		2- 4	
3- 3	0- 0	0- 0		AWAY		0- 0		0- 0		3- 3	
0- 2	0- 0	0- 0		NEUTRAL		0- 0		0- 0		0- 2	
RPI S	Opponent	Score	RPI S	Opponent	Score	RPI S	Opponent	Score	RPI S	Opponent	Score
									116 A	George Washington	0 3
									149 N	Winthrop	0 3
									152 H	Fla. Gulf Coast	1 3
									175 A	Elon	1 3
									175 H	Elon	0 3
									182 N	Central Conn. St.	0 3
									192 A	Md.-East. Shore	0 3
									192 N	Md.-East. Shore	2 3
									196 H	Davidson	0 3
									203 H	UNC Asheville	0 3
									224 H	Radford	0 3
									230 N	UNC Wilmington	0 3
									237 A	UNC Greensboro	0 3
									250 H	Campbell	0 3
									250 N	Campbell	0 3
									257 A	Florida A&M	0 3
									257 H	Florida A&M	1 3
									271 H	Hampton	2 3
									271 N	Hampton	0 3
									280 A	CSU Bakersfield	0 3
									284 H	S.C. Upstate	2 3
									287 A	South Carolina St.	3 2
									287 H	South Carolina St.	0 3
									291 A	High Point	1 3
									310 N	Alabama St.	0 3
									312 A	Bethune-Cookman	1 3
									312 H	Bethune-Cookman	2 3
LAST 10 GAMES			LAST 10 GAMES			LAST 10 GAMES			LAST 10 GAMES		
			192 N	Md.-East. Shore	2 3		312 H	Bethune-Cookman	2 3		
			327 A	Savannah St.	3 0		284 H	S.C. Upstate	2 3		
			287 A	South Carolina St.	3 2		324 A	N.C. A&T	3 0		
			291 A	High Point	1 3		287 H	South Carolina St.	0 3		
			257 H	Florida A&M	1 3		327 H	Savannah St.	3 0		

Non-Div. I Games:

N.C. Central

RPI	S	Opponent	Score	
324	A	N.C. A&T	3	0
324	H	N.C. A&T	3	0
327	A	Savannah St.	3	0
327	H	Savannah St.	3	0

N.C. Central

N
.
C
.
C
e
n
t
r
a
l

N
.
C
.
C
e
n
t
r
a
l

Rider		Average RPI Win:	313	WON-LOST RECORD	WINNING PCT. RANK	LAST 10 GAMES	STRENGTH OF SCHEDULE	OPP. STRENGTH OF SCHEDULE	TEAM RPI	ADJ RPI	CONF. RPI	ADJ CONF. RPI
Average RPI Loss:		238										
DIV. I ONLY		5- 25	.16667	307	1- 9	310	308	318	.24857	319	30	30
DIV. I NON-CONF.		1- 10	.09091	306	0- 0	317	320	323	.26447	322	30	30
TOTALS		RPI 1-25	RPI 26-50		W-L RECORDS		RPI 51-100		RPI 101-150		RPI 150+	
5- 25		0- 0	0- 0		OVERALL		0- 0		0- 3		5- 22	
2- 9		0- 0	0- 0		HOME		0- 0		0- 1		2- 8	
2- 12		0- 0	0- 0		AWAY		0- 0		0- 2		2- 10	
1- 4		0- 0	0- 0		NEUTRAL		0- 0		0- 0		1- 4	
1- 10		0- 0	0- 0		NON-CONFERENCE		0- 0		0- 1		1- 9	
0- 2		0- 0	0- 0		HOME		0- 0		0- 0		0- 2	
1- 4		0- 0	0- 0		AWAY		0- 0		0- 1		1- 3	
0- 4		0- 0	0- 0		NEUTRAL		0- 0		0- 0		0- 4	
4- 15		0- 0	0- 0		CONFERENCE		0- 0		0- 2		4- 13	
2- 7		0- 0	0- 0		HOME		0- 0		0- 1		2- 6	
1- 8		0- 0	0- 0		AWAY		0- 0		0- 1		1- 7	
1- 0		0- 0	0- 0		NEUTRAL		0- 0		0- 0		1- 0	
RPI	S	Opponent	Score	RPI	S	Opponent	Score	RPI	S	Opponent	Score	Rider
										145 A Liberty	0	3
										146 A Niagara	0	3
										146 H Niagara	0	3
										164 A Fairfield	1	3
										164 H Fairfield	0	3
										178 H Lehigh	0	3
										232 A Marist	1	3
										232 H Marist	1	3
										244 A Siena	0	3
										244 H Siena	1	3
										245 A Manhattan	1	3
										245 H Manhattan	1	3
										246 A Temple	0	3
										247 A Fairleigh Dickinson	2	3
										247 N Fairleigh Dickinson	1	3
										260 A Canisius	1	3
										260 H Canisius	0	3
										269 A Iona	2	3
										269 H Iona	3	0
										273 N Fordham	2	3
										280 N CSU Bakersfield	1	3
										290 A Loyola Maryland	2	3
										290 H Loyola Maryland	0	3
										296 N Saint Francis (PA)	1	3
										303 A Lafayette	0	3
										308 H La Salle	2	3
										323 A St. Francis (NY)	3	2
				LAST 10 GAMES								
				260 H Canisius	0	3		269 H Iona	3	0		
				146 H Niagara	0	3		232 A Marist	1	3		
				290 A Loyola Maryland	2	3		244 A Siena	0	3		
				245 H Manhattan	1	3		146 A Niagara	0	3		
				164 H Fairfield	0	3		260 A Canisius	1	3		

Non-Div. I Games:

Rider

RPI	S	Opponent	Score	
325	A	Saint Peter's	3	0
325	H	Saint Peter's	3	0
325	N	Saint Peter's	3	1

Rider

R
i
d
e
r

R
i
d
e
r

Average RPI Win:		324	WON-LOST RECORD		WINNING PCT. RANK		LAST 10 GAMES		STRENGTH OF SCHEDULE		OPP. STRENGTH OF SCHEDULE		TEAM RPI		ADJ RPI		CONF. RPI		ADJ CONF. RPI	
Average RPI Loss:		219																		
DIV. I ONLY			4- 21		.16 312		1- 9		320		305		321		.24502 320		33		33	
DIV. I NON-CONF.			0- 14		0 314		0- 3		170		211		307		.31548 311		33		33	
TOTALS		RPI 1-25		RPI 26-50		W-L RECORDS		RPI 51-100		RPI 101-150		RPI 150+								
4- 21		0- 1		0- 2		OVERALL		0- 1		0- 0		4- 17								
1- 5		0- 0		0- 0		HOME		0- 0		0- 0		1- 5								
2- 8		0- 1		0- 1		AWAY		0- 0		0- 0		2- 6								
1- 8		0- 0		0- 1		NEUTRAL		0- 1		0- 0		1- 6								
0- 14		0- 1		0- 2		NON-CONFERENCE		0- 1		0- 0		0- 10								
0- 1		0- 0		0- 0		HOME		0- 0		0- 0		0- 1								
0- 5		0- 1		0- 1		AWAY		0- 0		0- 0		0- 3								
0- 8		0- 0		0- 1		NEUTRAL		0- 1		0- 0		0- 6								
4- 7		0- 0		0- 0		CONFERENCE		0- 0		0- 0		4- 7								
1- 4		0- 0		0- 0		HOME		0- 0		0- 0		1- 4								
2- 3		0- 0		0- 0		AWAY		0- 0		0- 0		2- 3								
1- 0		0- 0		0- 0		NEUTRAL		0- 0		0- 0		1- 0								
RPI	S	Opponent		Score		RPI	S	Opponent		Score		RPI	S	Opponent		Score				
25	A	Tulsa		0	3	29	A	Oklahoma		0	3	94	N	UC Davis		0	3			
						42	N	North Dakota St.		0	3									
														158 N Boise St.		0	3			
														186 A Central Ark.		0	3			
														186 H Central Ark.		0	3			
														201 N Texas-Arlington		0	3			
														213 N Kent St.		0	3			
														229 N UALR		0	3			
														253 N Western Ill.		0	3			
														267 A Louisiana Tech		0	3			
														272 N Wofford		0	3			
														277 A SIU Edwardsville		0	3			
														297 A Prairie View		1	3			
														297 H Prairie View		1	3			
														314 A Southern U.		1	3			
														314 H Southern U.		1	3			
														315 A Grambling		2	3			
														315 H Grambling		2	3			
														322 A Texas Southern		3	1			
														322 H Texas Southern		1	3			
														322 N Texas Southern		3	0			
														326 A Alcorn St.		3	1			
														326 H Alcorn St.		3	0			
LAST 10 GAMES																				
		267 A Louisiana Tech		0	3			314 A Southern U.		1	3									
		315 A Grambling		2	3			326 H Alcorn St.		3	0									
		297 H Prairie View		1	3			186 A Central Ark.		0	3									
		322 H Texas Southern		1	3			314 H Southern U.		1	3									
		186 H Central Ark.		0	3			315 H Grambling		2	3									

Non-Div. I Games:	Ark.-Monticello	2	3	Henderson St.	2	3
-------------------	-----------------	---	---	---------------	---	---

Ark.-Pine Bluff

Average RPI Win:	313	WON-LOST	WINNING	LAST 10	STRENGTH OF	OPP. STRENGTH	TEAM	ADJ	CONF.	ADJ CONF.		
Average RPI Loss:	248	RECORD	PCT. RANK	GAMES	SCHEDULE	OF SCHEDULE	RPI	RPI	RPI	RPI		
DIV. I ONLY		5- 24	.17241	305	2- 8	319	314	320	.24109	321	32	32
DIV. I NON-CONF.		3- 13	.1875	289	0- 1	308	308	315	.30233	314	32	32
<hr/>												
TOTALS	RPI 1-25	RPI 26-50		W-L RECORDS		RPI 51-100		RPI 101-150		RPI 150+		
5- 24	0- 0	0- 0		OVERALL		0- 1		0- 3		5- 20		
1- 7	0- 0	0- 0		HOME		0- 1		0- 0		1- 6		
1- 11	0- 0	0- 0		AWAY		0- 0		0- 1		1- 10		
3- 6	0- 0	0- 0		NEUTRAL		0- 0		0- 2		3- 4		
<hr/>												
3- 13	0- 0	0- 0		NON-CONFERENCE		0- 1		0- 3		3- 9		
0- 1	0- 0	0- 0		HOME		0- 1		0- 0		0- 0		
0- 6	0- 0	0- 0		AWAY		0- 0		0- 1		0- 5		
3- 6	0- 0	0- 0		NEUTRAL		0- 0		0- 2		3- 4		
<hr/>												
2- 11	0- 0	0- 0		CONFERENCE		0- 0		0- 0		2- 11		
1- 6	0- 0	0- 0		HOME		0- 0		0- 0		1- 6		
1- 5	0- 0	0- 0		AWAY		0- 0		0- 0		1- 5		
0- 0	0- 0	0- 0		NEUTRAL		0- 0		0- 0		0- 0		
<hr/>												
RPI	S	Opponent	Score	RPI	S	Opponent	Score	RPI	S	Opponent	Score	
								97	H	American	0	3
								121	A	Towson	0	3
								138	N	Bowling Green	0	3
								143	N	Miami (OH)	0	3
								192	A	Md.-East. Shore	0	3
								192	H	Md.-East. Shore	1	3
								205	N	UMBC	0	3
								208	A	Indiana St.	0	3
								225	N	Stony Brook	2	3
								271	A	Hampton	1	3
								271	H	Hampton	2	3
								275	N	Eastern Ill.	1	3
								288	A	Bucknell	1	3
								290	N	Loyola Maryland	3	0
								295	A	Morgan St.	0	3
								295	H	Morgan St.	2	3
								296	A	Saint Francis (PA)	0	3
								302	A	Norfolk St.	0	3
								302	H	Norfolk St.	0	3
303	N	Lafayette	2	3								
305	A	Providence	0	3								
306	H	Howard	2	3								
				306	H	Howard	1	3				
306	H	Howard	2	3								
308	A	La Salle	0	3								
324	A	N.C. A&T	3	0								
313	A	Delaware St.	2	3								
313	H	Delaware St.	3	2								
317	N	Chicago St.	3	2								
323	N	St. Francis (NY)	3	0								
LAST 10 GAMES												
306 H Howard				2	3	271 H Hampton				2	3	
308 A La Salle				0	3	324 A N.C. A&T				3	0	
192 A Md.-East. Shore				0	3	295 A Morgan St.				0	3	
313 A Delaware St.				2	3	306 H Howard				1	3	
302 H Norfolk St.				0	3	313 H Delaware St.				3	2	

Non-Div. I Games:

Coppin St.

RPI	S	Opponent	Score	
324	A	N.C. A&T	3	0

Coppin St.

C
o
p
p
i
n
s
t
.

C
o
p
p
i
n
s
t
.

Average RPI Win: 325		WON-LOST RECORD		WINNING PCT. RANK		LAST 10 GAMES		STRENGTH OF SCHEDULE		OPP. STRENGTH OF SCHEDULE		TEAM RPI		ADJ RPI		CONF. RPI		ADJ CONF. RPI	
Average RPI Loss: 228																			
DIV. I ONLY		1- 31		.03125 324		0- 10		296		299		322		.2166 323		29		29	
DIV. I NON-CONF.		1- 15		.0625 312		0- 0		318		314		324		.24328 324		29		29	
TOTALS		RPI 1-25		RPI 26-50		W-L RECORDS		RPI 51-100		RPI 101-150		RPI 150+							
1- 31		0- 0		0- 0		OVERALL		0- 2		0- 3		1- 26							
0- 11		0- 0		0- 0		HOME		0- 1		0- 1		0- 9							
1- 13		0- 0		0- 0		AWAY		0- 1		0- 1		1- 11							
0- 7		0- 0		0- 0		NEUTRAL		0- 0		0- 1		0- 6							
1- 15		0- 0		0- 0		NON-CONFERENCE		0- 0		0- 1		1- 14							
0- 3		0- 0		0- 0		HOME		0- 0		0- 0		0- 3							
1- 5		0- 0		0- 0		AWAY		0- 0		0- 0		1- 5							
0- 7		0- 0		0- 0		NEUTRAL		0- 0		0- 1		0- 6							
0- 16		0- 0		0- 0		CONFERENCE		0- 2		0- 2		0- 12							
0- 8		0- 0		0- 0		HOME		0- 1		0- 1		0- 6							
0- 8		0- 0		0- 0		AWAY		0- 1		0- 1		0- 6							
0- 0		0- 0		0- 0		NEUTRAL		0- 0		0- 0		0- 0							
RPI S	Opponent	Score		RPI S	Opponent	Score		RPI S	Opponent	Score		RPI S	Opponent	Score					
								75 A	Sacred Heart	0	3	140 N	Iowa	0	3				
								75 H	Sacred Heart	0	3	148 A	Long Island	0	3				
												148 H	Long Island	0	3				
												155 N	Princeton	1	3				
												163 A	Columbia	0	3				
												164 N	Fairfield	1	3				
												179 A	Hofstra	0	3				
												182 A	Central Conn. St.	1	3				
												182 H	Central Conn. St.	2	3				
												226 A	Robert Morris	0	3				
												226 H	Robert Morris	0	3				
												239 H	NJIT	0	3				
												245 A	Manhattan	0	3				
												247 A	Fairleigh Dickinson	0	3				
												247 H	Fairleigh Dickinson	2	3				
												249 N	Binghamton	0	3				
												252 A	St. John's (NY)	0	3				
												252 N	St. John's (NY)	0	3				
												261 A	Bryant	0	3				
												261 H	Bryant	1	3				
												296 A	Saint Francis (PA)	1	3				
												296 H	Saint Francis (PA)	0	3				
						LAST 10 GAMES						296 H	Saint Francis (PA)	0	3				
						182 H Central Conn. St.		2	3			301 A	Quinnipiac	2	3				
						75 A Sacred Heart		0	3			301 H	Quinnipiac	0	3				
						247 H Fairleigh Dickinson		2	3			303 H	Lafayette	2	3				
						226 A Robert Morris		0	3			303 N	Lafayette	1	3				
						296 A Saint Francis (PA)		1	3			305 A	Providence	0	3				
						148 H Long Island		0	3										

Non-Div. I Games:

St. Francis (NY)

RPI	S	Opponent	Score	
319	H	Rider	2	3
321	N	Coppin St.	0	3
325	A	Saint Peter's	3	2

St. Francis (NY)

S
t
.
F
r
a
n
c
i
s
(
N
Y
)

S
t
.
F
r
a
n
c
i
s
(
N
Y
)

Average RPI Win: 327		WON-LOST RECORD		WINNING PCT. RANK		LAST 10 GAMES		STRENGTH OF SCHEDULE		OPP. STRENGTH OF SCHEDULE		TEAM RPI		ADJ RPI		CONF. RPI		ADJ CONF. RPI	
Average RPI Loss: 248																			
DIV. I ONLY		2- 27		.06897 321		2- 8		318		316		325		.2014 324		32		32	
DIV. I NON-CONF.		0- 16		0 314		0- 1		251		262		321		.27741 321		32		32	
TOTALS		RPI 1-25		RPI 26-50		W-L RECORDS		RPI 51-100		RPI 101-150		RPI 150+							
2- 27		0- 0		0- 0		OVERALL		0- 0		0- 3		2- 24							
1- 8		0- 0		0- 0		HOME		0- 0		0- 0		1- 8							
1- 12		0- 0		0- 0		AWAY		0- 0		0- 2		1- 10							
0- 7		0- 0		0- 0		NEUTRAL		0- 0		0- 1		0- 6							
0- 16		0- 0		0- 0		NON-CONFERENCE		0- 0		0- 3		0- 13							
0- 3		0- 0		0- 0		HOME		0- 0		0- 0		0- 3							
0- 6		0- 0		0- 0		AWAY		0- 0		0- 2		0- 4							
0- 7		0- 0		0- 0		NEUTRAL		0- 0		0- 1		0- 6							
2- 11		0- 0		0- 0		CONFERENCE		0- 0		0- 0		2- 11							
1- 5		0- 0		0- 0		HOME		0- 0		0- 0		1- 5							
1- 6		0- 0		0- 0		AWAY		0- 0		0- 0		1- 6							
0- 0		0- 0		0- 0		NEUTRAL		0- 0		0- 0		0- 0							
RPI	S	Opponent		Score	RPI	S	Opponent		Score	RPI	S	Opponent		Score	RPI	S	Opponent		Score
												110	A	North Carolina St.	0		3		
												116	N	George Washington	0		3		
												147	A	VCU	0		3		
												175	H	Elon	0		3		
												184	N	Evansville	0		3		
												196	A	Davidson	0		3		
												197	N	East Tenn. St.	0		3		
												223	N	Western Caro.	0		3		
												224	A	Radford	0		3		
												237	A	UNC Greensboro	0		3		
												237	H	UNC Greensboro	0		3		
												257	A	Florida A&M	0		3		
												257	H	Florida A&M	0		3		
												266	N	Cornell	0		3		
												272	A	Wofford	0		3		
												276	N	Coastal Caro.	0		3		
												276	N	Coastal Caro.	0		3		
												282	H	Citadel	0		3		
												287	A	South Carolina St.	0		3		
												287	H	South Carolina St.	0		3		
												302	A	Norfolk St.	1		3		
												302	A	Norfolk St.	0		3		
												312	A	Bethune-Cookman	0		3		
												312	H	Bethune-Cookman	1		3		
												318	A	N.C. Central	0		3		
												318	H	N.C. Central	0		3		
												321	H	Coppin St.	0		3		
LAST 10 GAMES																			

Non-Div. I Games:

N.C. A&T

RPI	S	Opponent	Score	
327	A	Savannah St.	3	1
327	H	Savannah St.	3	0

N.C. A&T

N
.
C
.
A
&
T

N
.
C
.
A
&
T

RPI	S	Opponent	Score
319	A	Rider	0 3
319	H	Rider	0 3
319	N	Rider	1 3
323	H	St. Francis (NY)	2 3

Saint Peter's

S
a
i
n
t
P
e
t
e
r
'
s

S
a
i
n
t
P
e
t
e
r
'
s

Average RPI Win: 0		WON-LOST	WINNING	LAST 10	STRENGTH OF	OPP. STRENGTH	TEAM	ADJ	CONF.	ADJ CONF.			
Average RPI Loss: 263		RECORD	PCT. RANK	GAMES	SCHEDULE	OF SCHEDULE	RPI	RPI	RPI	RPI			
DIV. I ONLY		0- 22	0 325	0- 9	317	323	326	.16659	326	33			
DIV. I NON-CONF.		0- 7	0 314	0- 0	169	250	310	.30847	312	33			
<hr/>													
TOTALS		RPI 1-25		RPI 26-50		W-L RECORDS		RPI 51-100		RPI 101-150	RPI 150+		
0- 22		0- 0		0- 0		OVERALL		0- 1		0- 20			
0- 9		0- 0		0- 0		HOME		0- 0		0- 9			
0- 9		0- 0		0- 0		AWAY		0- 1		0- 8			
0- 4		0- 0		0- 0		NEUTRAL		0- 0		0- 3			
0- 7		0- 0		0- 0		NON-CONFERENCE		0- 1		0- 5			
0- 1		0- 0		0- 0		HOME		0- 0		0- 1			
0- 2		0- 0		0- 0		AWAY		0- 1		0- 1			
0- 4		0- 0		0- 0		NEUTRAL		0- 0		0- 3			
0- 15		0- 0		0- 0		CONFERENCE		0- 0		0- 15			
0- 8		0- 0		0- 0		HOME		0- 0		0- 8			
0- 7		0- 0		0- 0		AWAY		0- 0		0- 7			
0- 0		0- 0		0- 0		NEUTRAL		0- 0		0- 0			
RPI	S	Opponent	Score	RPI	S	Opponent	Score	RPI	S	Opponent	Score		
						66 A	LSU	0	3	119 N	Arkansas St.	0	3
										186 N	Central Ark.	0	3
										215 A	Jackson St.	0	3
										215 H	Jackson St.	0	3
										227 N	La.-Lafayette	0	3
										234 H	Nicholls St.	0	3
										243 A	Northwestern St.	0	3
										262 N	Jacksonville St.	0	3
										281 A	Alabama A&M	0	3
										281 H	Alabama A&M	0	3
										297 H	Prairie View	0	3
										310 A	Alabama St.	0	3
										310 H	Alabama St.	0	3
										314 A	Southern U.	0	3
										314 H	Southern U.	1	3
										315 A	Grambling	0	3
										315 H	Grambling	0	3
										316 A	Mississippi Val.	0	3
										316 H	Mississippi Val.	0	3
										320 A	Ark.-Pine Bluff	0	3
										320 H	Ark.-Pine Bluff	1	3
LAST 10 GAMES													
Non-Div. I Games:		Southern-N.O.		1	3	Tougaloo		3	1	Dillard		3	2
		Xavier (LA)		0	3	Southern-N.O.		1	3	Belhaven		0	3
										New Orleans		0	3
										Belhaven		0	3

Non-Div. I Games:

Dillard

0

3

Alcorn St.

A
l
c
o
r
n
S
t
.

A
l
c
o
r
n
S
t
.

[illegible]

Non-Div. I Games:

Savannah St.