

Average RPI Win:		60	WON-LOST RECORD		WINNING PCT. RANK	LAST 10 GAMES		STRENGTH OF SCHEDULE	OPP. STRENGTH OF SCHEDULE	TEAM RPI	ADJ RPI	CONF. RPI	ADJ CONF. RPI
Average RPI Loss:		6											
DIV. I ONLY		24-3			.88889	7	9-1	5	1	2	.73113	1	1
DIV. I NON-CONF.		8-1			.88889	17	0-0	3	2	1	.76109	1	1
TOTALS		RPI 1-25	RPI 26-50		W-L RECORDS		RPI 51-100		RPI 101-150		RPI 150+		
24-3		10-3	6-0		OVERALL		3-0		2-0		3-0		
10-1		5-1	2-0		HOME		1-0		1-0		1-0		
11-2		4-2	3-0		AWAY		2-0		1-0		1-0		
3-0		1-0	1-0		NEUTRAL		0-0		0-0		1-0		
8-1		4-1	2-0		NON-CONFERENCE		1-0		0-0		1-0		
2-0		1-0	0-0		HOME		1-0		0-0		0-0		
3-1		2-1	1-0		AWAY		0-0		0-0		0-0		
3-0		1-0	1-0		NEUTRAL		0-0		0-0		1-0		
16-2		6-2	4-0		CONFERENCE		2-0		2-0		2-0		
8-1		4-1	2-0		HOME		0-0		1-0		1-0		
8-1		2-1	2-0		AWAY		2-0		1-0		1-0		
0-0		0-0	0-0		NEUTRAL		0-0		0-0		0-0		
RPI S	Opponent	Score	RPI S	Opponent	Score	RPI S	Opponent	Score	RPI S	Opponent	Score		
2 A	Texas	3 2	28 A	Hawaii	3 1	55 A	Indiana	3 0	141 H	Maryland	3 0		
3 A	Nebraska	0 3	31 N	Arizona	3 0	62 H	A&M-Corpus Christi	3 0	146 A	Northwestern	3 2		
4 H	Minnesota	0 3	38 A	Ohio St.	3 0	68 A	Iowa	3 0	155 N	Louisville	3 0		
10 A	North Carolina	2 3	38 H	Ohio St.	3 0				201 A	Rutgers	3 0		
13 H	San Diego	3 0	50 A	Illinois	3 0				201 H	Rutgers	3 0		
14 H	Michigan St.	3 0	50 H	Illinois	3 1								
17 A	Michigan	3 2											
17 H	Michigan	3 1											
19 N	Kansas St.	3 0											
22 A	Purdue	3 2											
22 H	Purdue	3 2											
23 H	Penn St.	3 1											
24 A	Texas A&M	3 0											
LAST 10 GAMES													
	14 H	Michigan St.	3 0		38 A	Ohio St.	3 0						
	17 H	Michigan	3 1		201 H	Rutgers	3 0						
	146 A	Northwestern	3 2		23 H	Penn St.	3 1						
	50 A	Illinois	3 0		68 A	Iowa	3 0						
	22 H	Purdue	3 2		3 A	Nebraska	0 3						

Non-Div. I Games:

Wisconsin

**T  
e  
x  
a  
s**

**Texas**

Average RPI Win: 69		WON-LOST	WINNING	LAST 10	STRENGTH OF		OPP. STRENGTH	TEAM	ADJ	CONF.	ADJ CONF.
Average RPI Loss: 38		RECORD	PCT. RANK	GAMES	SCHEDULE		OF SCHEDULE	RPI	RPI	RPI	RPI
DIV. I ONLY		26- 1	.96296	2	10- 0		17	2	3	.72196	3
DIV. I NON-CONF.		9- 0	1	1	0- 0		59	4	8	.70117	7
TOTALS		RPI 1-25	RPI 26-50		W-L RECORDS		RPI 51-100		RPI 101-150		RPI 150+
26- 1		10- 0	4- 1		OVERALL		5- 0		4- 0		3- 0
13- 1		5- 0	2- 1		HOME		3- 0		2- 0		1- 0
10- 0		3- 0	2- 0		AWAY		2- 0		2- 0		1- 0
3- 0		2- 0	0- 0		NEUTRAL		0- 0		0- 0		1- 0
9- 0		3- 0	1- 0		NON-CONFERENCE		1- 0		2- 0		2- 0
5- 0		1- 0	1- 0		HOME		1- 0		1- 0		1- 0
1- 0		0- 0	0- 0		AWAY		0- 0		1- 0		0- 0
3- 0		2- 0	0- 0		NEUTRAL		0- 0		0- 0		1- 0
17- 1		7- 0	3- 1		CONFERENCE		4- 0		2- 0		1- 0
8- 1		4- 0	1- 1		HOME		2- 0		1- 0		0- 0
9- 0		3- 0	2- 0		AWAY		2- 0		1- 0		1- 0
0- 0		0- 0	0- 0		NEUTRAL		0- 0		0- 0		0- 0
RPI S	Opponent	Score	RPI S	Opponent	Score	RPI S	Opponent	Score	RPI S	Opponent	Score
1 H	Wisconsin	3 0	30 H	Iowa St.	3 0	55 A	Indiana	3 0	117 H	Oregon St.	3 0
2 N	Texas	3 0	38 A	Ohio St.	3 1	55 H	Indiana	3 0	133 A	New Mexico	3 0
4 H	Minnesota	3 2	38 H	Ohio St.	1 3	68 A	Iowa	3 0	141 A	Maryland	3 0
5 N	Florida	3 1	50 A	Illinois	3 0	68 H	Iowa	3 0	146 H	Northwestern	3 0
14 A	Michigan St.	3 2	50 H	Illinois	3 0	80 H	Gonzaga	3 0	163 N	Arkansas	3 0
17 A	Michigan	3 0							201 A	Rutgers	3 0
18 H	Creighton	3 1							259 H	Montana St.	3 0
22 H	Purdue	3 0									
23 A	Penn St.	3 2									
23 H	Penn St.	3 0									
			LAST 10 GAMES								
			68 A	Iowa	3 0	23 A	Penn St.	3 2			
			23 H	Penn St.	3 0	146 H	Northwestern	3 0			
			55 A	Indiana	3 0	50 H	Illinois	3 0			
			68 H	Iowa	3 0	4 H	Minnesota	3 2			
			201 A	Rutgers	3 0	1 H	Wisconsin	3 0			

Non-Div. I Games:

Nebraska

Average RPI Win:	72	WON-LOST RECORD	WINNING PCT. RANK	LAST 10 GAMES	STRENGTH OF SCHEDULE	OPP. STRENGTH OF SCHEDULE	TEAM RPI	ADJ RPI	CONF. RPI	ADJ CONF. RPI			
DIV. I ONLY		23- 4	.85185	12	9- 1	6	4	4	.70577	4	1	1	
DIV. I NON-CONF.		8- 1	.88889	17	0- 0	4	14	2	.73696	2	1	1	
<hr/>													
TOTALS	RPI 1-25	RPI 26-50		W-L RECORDS		RPI 51-100		RPI 101-150		RPI 150+			
23- 4	8- 4	3- 0		OVERALL		5- 0		5- 0		2- 0			
11- 0	3- 0	1- 0		HOME		3- 0		3- 0		1- 0			
8- 4	3- 4	1- 0		AWAY		2- 0		2- 0		0- 0			
4- 0	2- 0	1- 0		NEUTRAL		0- 0		0- 0		1- 0			
8- 1	3- 1	1- 0		NON-CONFERENCE		2- 0		1- 0		1- 0			
3- 0	0- 0	0- 0		HOME		2- 0		1- 0		0- 0			
1- 1	1- 1	0- 0		AWAY		0- 0		0- 0		0- 0			
4- 0	2- 0	1- 0		NEUTRAL		0- 0		0- 0		1- 0			
15- 3	5- 3	2- 0		CONFERENCE		3- 0		4- 0		1- 0			
8- 0	3- 0	1- 0		HOME		1- 0		2- 0		1- 0			
7- 3	2- 3	1- 0		AWAY		2- 0		2- 0		0- 0			
0- 0	0- 0	0- 0		NEUTRAL		0- 0		0- 0		0- 0			
RPI S	Opponent	Score	RPI S	Opponent	Score	RPI S	Opponent	Score	RPI S	Opponent	Score		
1 A	Wisconsin	3 0	26 N	Florida St.	3 1	55 A	Indiana	3 0	141 A	Maryland	3 0		
3 A	Nebraska	2 3	38 H	Ohio St.	3 1	55 H	Indiana	3 0	141 H	Maryland	3 0		
9 A	Stanford	1 3	50 A	Illinois	3 0	68 A	Iowa	3 2	144 H	Toledo	3 0		
10 A	North Carolina	3 1				75 H	Green Bay	3 0	146 A	Northwestern	3 0		
13 N	San Diego	3 1				98 H	North Dakota	3 1	146 H	Northwestern	3 0		
14 A	Michigan St.	2 3							155 N	Louisville	3 0		
14 H	Michigan St.	3 2							201 H	Rutgers	3 0		
17 H	Michigan	3 2											
22 A	Purdue	3 0											
23 A	Penn St.	2 3											
23 H	Penn St.	3 0											
24 N	Texas A&M	3 0											
<hr/>													
LAST 10 GAMES													
17 H Michigan						3	2	55 H Indiana				3	0
14 H Michigan St.						3	2	23 H Penn St.				3	0
146 A Northwestern						3	0	201 H Rutgers				3	0
50 A Illinois						3	0	3 A Nebraska				2	3
141 A Maryland						3	0	68 A Iowa				3	2

Non-Div. I Games:

Minnesota

F  
l  
o  
r  
i  
d  
a

Florida

Average RPI Win:	113	WON-LOST	WINNING	LAST 10	STRENGTH OF	OPP. STRENGTH	TEAM	ADJ	CONF.	ADJ CONF.		
Average RPI Loss:	12	RECORD	PCT. RANK	GAMES	SCHEDULE	OF SCHEDULE	RPI	RPI	RPI	RPI		
DIV. I ONLY		25- 2	.92593	4	10- 0	93	13	9	.66746	6	2	2
DIV. I NON-CONF.		11- 1	.91667	7	0- 0	199	71	51	.60144	47	3	3
<hr/>												
TOTALS	RPI 1-25	RPI 26-50		W-L RECORDS		RPI 51-100		RPI 101-150		RPI 150+		
25- 2	6- 2	4- 0		OVERALL		3- 0		3- 0		9- 0		
12- 0	3- 0	3- 0		HOME		1- 0		2- 0		3- 0		
8- 2	3- 2	1- 0		AWAY		1- 0		1- 0		2- 0		
5- 0	0- 0	0- 0		NEUTRAL		1- 0		0- 0		4- 0		
<hr/>												
11- 1	1- 1	1- 0		NON-CONFERENCE		1- 0		1- 0		7- 0		
4- 0	0- 0	1- 0		HOME		0- 0		1- 0		2- 0		
2- 1	1- 1	0- 0		AWAY		0- 0		0- 0		1- 0		
5- 0	0- 0	0- 0		NEUTRAL		1- 0		0- 0		4- 0		
<hr/>												
14- 1	5- 1	3- 0		CONFERENCE		2- 0		2- 0		2- 0		
8- 0	3- 0	2- 0		HOME		1- 0		1- 0		1- 0		
6- 1	2- 1	1- 0		AWAY		1- 0		1- 0		1- 0		
0- 0	0- 0	0- 0		NEUTRAL		0- 0		0- 0		0- 0		
<hr/>												
RPI S	Opponent	Score		RPI S	Opponent	Score		RPI S	Opponent	Score		
2 A	Texas	1	3	30 A	Iowa St.	3	1	69 N	Xavier	3	2	
2 H	Texas	3	2	30 H	Iowa St.	3	2	99 A	Oklahoma	3	1	
18 A	Creighton	3	2	41 H	Baylor	3	1	99 H	Oklahoma	3	0	
19 A	Kansas St.	3	2	44 H	UNI	3	0					
19 H	Kansas St.	3	0									
22 A	Purdue	1	3									
25 A	TCU	3	0									
25 H	TCU	3	1									
											</	

Non-Div. I Games:

Kansas

Average RPI Win: 99		WON-LOST	WINNING	LAST 10	STRENGTH OF		OPP. STRENGTH	TEAM	ADJ	CONF.	ADJ CONF.
Average RPI Loss: 36		RECORD	PCT. RANK	GAMES	SCHEDULE		OF SCHEDULE	RPI	RPI	RPI	RPI
DIV. I ONLY		23- 5	.82143	19	16		32	7	.66744	7	4
DIV. I NON-CONF.		9- 3	.75	50	13		21	21	.66345	21	4
TOTALS		RPI 1-25	RPI 26-50		W-L RECORDS		RPI 51-100		RPI 101-150		RPI 150+
23- 5		3- 3	2- 1		OVERALL		6- 1		7- 0		5- 0
9- 2		2- 1	0- 1		HOME		3- 0		2- 0		2- 0
9- 2		1- 1	0- 0		AWAY		2- 1		5- 0		1- 0
5- 1		0- 1	2- 0		NEUTRAL		1- 0		0- 0		2- 0
9- 3		0- 2	2- 1		NON-CONFERENCE		3- 0		2- 0		2- 0
1- 2		0- 1	0- 1		HOME		1- 0		0- 0		0- 0
3- 0		0- 0	0- 0		AWAY		1- 0		2- 0		0- 0
5- 1		0- 1	2- 0		NEUTRAL		1- 0		0- 0		2- 0
14- 2		3- 1	0- 0		CONFERENCE		3- 1		5- 0		3- 0
8- 0		2- 0	0- 0		HOME		2- 0		2- 0		2- 0
6- 2		1- 1	0- 0		AWAY		1- 1		3- 0		1- 0
0- 0		0- 0	0- 0		NEUTRAL		0- 0		0- 0		0- 0
RPI S	Opponent	Score	RPI S	Opponent	Score	RPI S	Opponent	Score	RPI S	Opponent	Score
5 H	Florida	3 2	29 N	Boise St.	3 1	56 A	Alabama	3 2	105 A	Tennessee	3 1
8 N	BYU	0 3	37 N	Pittsburgh	3 1	66 H	Rice	3 1	113 A	Auburn	3 0
16 A	Kentucky	3 0	42 H	Miami (OH)	2 3	85 A	South Carolina	1 3	113 H	Auburn	3 1
16 H	Kentucky	3 2				85 H	South Carolina	3 0	114 A	Kennesaw St.	3 2
20 H	Utah	2 3				89 A	Delaware	3 0	126 A	Idaho St.	3 1
24 A	Texas A&M	1 3				93 H	Ole Miss	3 0	137 A	LSU	3 0
						100 N	Miami (FL)	3 1	137 H	LSU	3 0
									163 A	Arkansas	3 0
									163 H	Arkansas	3 0
									164 H	Mississippi St.	3 0
									170 N	Liberty	3 0
									177 N	Duquesne	3 0
LAST 10 GAMES											
5 H	Florida	3 2	164 H	Mississippi St.	3 0						
113 H	Auburn	3 1	24 A	Texas A&M	1 3						
85 A	South Carolina	1 3	16 H	Kentucky	3 2						
16 A	Kentucky	3 0	137 H	LSU	3 0						
105 A	Tennessee	3 1	56 A	Alabama	3 2						

Non-Div. I Games:

Missouri

BY  
Y  
U

BYU



Average RPI Win: 68		WON-LOST	WINNING	LAST 10	STRENGTH OF		OPP. STRENGTH	TEAM	ADJ	CONF.	ADJ CONF.
Average RPI Loss: 22		RECORD	PCT. RANK	GAMES	SCHEDULE		OF SCHEDULE	RPI	RPI	RPI	RPI
DIV. I ONLY		19- 7	.73077	57	10		3	12	.66512	9	3
DIV. I NON-CONF.		6- 2	.75	50	21		1	19	.66818	19	2
TOTALS		RPI 1-25	RPI 26-50		W-L RECORDS		RPI 51-100		RPI 101-150		RPI 150+
19- 7		5- 5	5- 2		OVERALL		4- 0		3- 0		2- 0
7- 5		2- 4	2- 1		HOME		2- 0		1- 0		0- 0
10- 2		2- 1	2- 1		AWAY		2- 0		2- 0		2- 0
2- 0		1- 0	1- 0		NEUTRAL		0- 0		0- 0		0- 0
6- 2		2- 2	1- 0		NON-CONFERENCE		2- 0		0- 0		1- 0
2- 2		1- 2	0- 0		HOME		1- 0		0- 0		0- 0
2- 0		0- 0	0- 0		AWAY		1- 0		0- 0		1- 0
2- 0		1- 0	1- 0		NEUTRAL		0- 0		0- 0		0- 0
13- 5		3- 3	4- 2		CONFERENCE		2- 0		3- 0		1- 0
5- 3		1- 2	2- 1		HOME		1- 0		1- 0		0- 0
8- 2		2- 1	2- 1		AWAY		1- 0		2- 0		1- 0
0- 0		0- 0	0- 0		NEUTRAL		0- 0		0- 0		0- 0
RPI S	Opponent	Score		RPI S	Opponent	Score		RPI S	Opponent	Score	
4 H	Minnesota	3	1	31 A	Arizona	3	0	58 H	Cal Poly	3	2
11 A	Washington	3	2	31 H	Arizona	1	3	81 A	Colorado	3	1
11 H	Washington	3	0	43 A	Southern California	3	0	81 H	Colorado	3	1
12 A	UCLA	1	3	43 H	Southern California	3	1	84 A	Pacific	3	0
12 H	UCLA	2	3	45 A	Washington St.	2	3				
13 H	San Diego	2	3	45 H	Washington St.	3	0				
20 A	Utah	3	0	50 N	Illinois	3	2				
20 H	Utah	1	3								
22 H	Purdue	2	3								
23 N	Penn St.	3	0								
				LAST 10 GAMES							
				31 A	Arizona	3	0	81 A	Colorado	3	1
				131 A	Arizona St.	3	0	45 H	Washington St.	3	0
				12 H	UCLA	2	3	11 H	Washington	3	0
				43 H	Southern California	3	1	43 A	Southern California	3	0
				20 A	Utah	3	0	12 A	UCLA	1	3

Non-Div. I Games:

Stanford

Average RPI Win: 115		WON-LOST	WINNING	LAST 10	STRENGTH OF		OPP. STRENGTH	TEAM	ADJ	CONF.	ADJ CONF.
Average RPI Loss: 22		RECORD	PCT. RANK	GAMES	SCHEDULE		OF SCHEDULE	RPI	RPI	RPI	RPI
DIV. I ONLY		25-3	.89286	6	54		34	8	.66474	10	10
DIV. I NON-CONF.		7-2	.77778	41	22		3	16	.67594	13	6
TOTALS		RPI 1-25	RPI 26-50		W-L RECORDS		RPI 51-100		RPI 101-150		RPI 150+
25-3	3-2	5-1		OVERALL		6-0		2-0		9-0	
10-1	2-1	2-0		HOME		2-0		0-0		4-0	
11-2	1-1	2-1		AWAY		4-0		0-0		4-0	
4-0	0-0	1-0		NEUTRAL		0-0		2-0		1-0	
7-2	3-2	1-0		NON-CONFERENCE		0-0		2-0		1-0	
2-1	2-1	0-0		HOME		0-0		0-0		0-0	
1-1	1-1	0-0		AWAY		0-0		0-0		0-0	
4-0	0-0	1-0		NEUTRAL		0-0		2-0		1-0	
18-1	0-0	4-1		CONFERENCE		6-0		0-0		8-0	
8-0	0-0	2-0		HOME		2-0		0-0		4-0	
10-1	0-0	2-1		AWAY		4-0		0-0		4-0	
0-0	0-0	0-0		NEUTRAL		0-0		0-0		0-0	
RPI S	Opponent	Score		RPI S	Opponent	Score		RPI S	Opponent	Score	
1 H	Wisconsin	3	2	26 A	Florida St.	3	2	59 A	Duke	3	1
4 H	Minnesota	1	3	26 H	Florida St.	3	0	64 A	Notre Dame	3	2
23 A	Penn St.	3	2	33 N	SMU	3	0	71 A	North Carolina St.	3	2
25 A	TCU	2	3	37 A	Pittsburgh	2	3	71 H	North Carolina St.	3	0
25 H	TCU	3	0	47 A	Georgia Tech	3	0	100 A	Miami (FL)	3	1
				47 H	Georgia Tech	3	2	100 H	Miami (FL)	3	0
				LAST 10 GAMES							
				229 H	Virginia	3	0	100 A	Miami (FL)	3	1
				71 H	North Carolina St.	3	0	37 A	Pittsburgh	2	3
				47 H	Georgia Tech	3	2	167 A	Virginia Tech	3	1
				226 H	Clemson	3	0	220 H	Syracuse	3	0
				26 A	Florida St.	3	2	231 H	Boston College	3	0

Non-Div. I Games:

North Carolina

Average RPI Win:	92	WON-LOST RECORD	WINNING PCT. RANK	LAST 10 GAMES	STRENGTH OF SCHEDULE	OPP. STRENGTH OF SCHEDULE	TEAM RPI	ADJ RPI	CONF. RPI	ADJ CONF. RPI		
DIV. I ONLY		24- 4	.85714	10	8- 2	49	14	10	.66439	11	3	3
DIV. I NON-CONF.		10- 0	1	1	0- 0	40	61	9	.69561	9	2	2
<hr/>												
TOTALS	RPI 1-25	RPI 26-50		W-L RECORDS		RPI 51-100		RPI 101-150		RPI 150+		
24- 4	3- 3	4- 1		OVERALL		7- 0		6- 0		4- 0		
8- 3	1- 2	1- 1		HOME		2- 0		2- 0		2- 0		
12- 1	2- 1	3- 0		AWAY		3- 0		2- 0		2- 0		
4- 0	0- 0	0- 0		NEUTRAL		2- 0		2- 0		0- 0		
<hr/>												
10- 0	0- 0	1- 0		NON-CONFERENCE		5- 0		2- 0		2- 0		
2- 0	0- 0	0- 0		HOME		1- 0		0- 0		1- 0		
4- 0	0- 0	1- 0		AWAY		2- 0		0- 0		1- 0		
4- 0	0- 0	0- 0		NEUTRAL		2- 0		2- 0		0- 0		
<hr/>												
14- 4	3- 3	3- 1		CONFERENCE		2- 0		4- 0		2- 0		
6- 3	1- 2	1- 1		HOME		1- 0		2- 0		1- 0		
8- 1	2- 1	2- 0		AWAY		1- 0		2- 0		1- 0		
0- 0	0- 0	0- 0		NEUTRAL		0- 0		0- 0		0- 0		
<hr/>												
RPI S	Opponent	Score	RPI S	Opponent	Score	RPI S	Opponent	Score	RPI S	Opponent	Score	
9 A	Stanford	0 3	28 A	Hawaii	3 2	51 A	James Madison	3 0	117 A	Oregon St.	3 1	
9 H	Stanford	2 3	31 A	Arizona	3 1	52 N	Northern Ill.	3 0	117 H	Oregon St.	3 1	
20 A	Utah	3 1	31 H	Arizona	3 0	70 H	Villanova	3 0	125 N	Utah Valley	3 0	
20 H	Utah	3 0	43 A	Southern California	3 0	81 A	Colorado	3 1	131 A	Arizona St.	3 0	
21 A	Oregon	3 0	45 H	Washington St.	1 3	81 H	Colorado	3 0	131 H	Arizona St.	3 0	
21 H	Oregon	0 3				87 A	American	3 2	141 N	Maryland	3 0	
						99 N	Oklahoma	3 1	172 A	California	3 0	
									172 H	California	3 1	
									181 A	Seattle U	3 0	
									205 H	Idaho	3 1	
<hr/>												
LAST 10 GAMES												
20 A	Utah	3 1	21 H	Oregon	0 3							
81 A	Colorado	3 1	172 A	California	3 0							
131 H	Arizona St.	3 0	9 A	Stanford	0 3							
31 H	Arizona	3 0	31 A	Arizona	3 1							
117 H	Oregon St.	3 1	131 A	Arizona St.	3 0							

Non-Div. I Games:

Washington

Average RPI Win: 89		WON-LOST	WINNING	LAST 10	STRENGTH OF		OPP. STRENGTH	TEAM	ADJ		CONF.	ADJ CONF.
Average RPI Loss: 40		RECORD	PCT. RANK	GAMES	SCHEDULE		OF SCHEDULE	RPI	RPI		RPI	RPI
DIV. I ONLY		23-5	.82143	19	9-1		46	10	14	.66141	12	3
DIV. I NON-CONF.		9-1	.9	15	0-0		45	48	14	.67136	18	2
TOTALS		RPI 1-25	RPI 26-50		W-L RECORDS		RPI 51-100		RPI 101-150		RPI 150+	
23-5		6-1	3-3		OVERALL		4-1		6-0		4-0	
7-2		3-0	0-2		HOME		1-0		2-0		1-0	
11-3		3-1	2-1		AWAY		2-1		3-0		1-0	
5-0		0-0	1-0		NEUTRAL		1-0		1-0		2-0	
9-1		0-1	2-0		NON-CONFERENCE		3-0		2-0		2-0	
0-0		0-0	0-0		HOME		0-0		0-0		0-0	
4-1		0-1	1-0		AWAY		2-0		1-0		0-0	
5-0		0-0	1-0		NEUTRAL		1-0		1-0		2-0	
14-4		6-0	1-3		CONFERENCE		1-1		4-0		2-0	
7-2		3-0	0-2		HOME		1-0		2-0		1-0	
7-2		3-0	1-1		AWAY		0-1		2-0		1-0	
0-0		0-0	0-0		NEUTRAL		0-0		0-0		0-0	
RPI S	Opponent	Score	RPI S	Opponent	Score	RPI S	Opponent	Score	RPI S	Opponent	Score	
9 A	Stanford	3 2	28 A	Hawaii	3 0	65 A	Loyola Marymount	3 1	115 A	Pepperdine	3 1	
9 H	Stanford	3 1	31 A	Arizona	0 3	79 A	Long Beach St.	3 1	117 A	Oregon St.	3 0	
13 A	San Diego	1 3	31 H	Arizona	2 3	81 A	Colorado	1 3	117 H	Oregon St.	3 0	
20 A	Utah	3 0	43 A	Southern California	3 1	81 H	Colorado	3 2	127 N	Illinois St.	3 0	
20 H	Utah	3 0	45 H	Washington St.	2 3	84 N	Pacific	3 1	131 A	Arizona St.	3 0	
21 A	Oregon	3 2	46 N	Missouri St.	3 1				131 H	Arizona St.	3 0	
21 H	Oregon	3 1							172 A	California	3 0	
									172 H	California	3 1	
									175 N	UC Irvine	3 0	
									273 N	Niagara	3 0	
			LAST 10 GAMES									
			21 H	Oregon	3 1	31 A	Arizona	0 3				
			117 H	Oregon St.	3 0	20 H	Utah	3 0				
			9 A	Stanford	3 2	81 H	Colorado	3 2				
			172 A	California	3 0	172 H	California	3 1				
			131 A	Arizona St.	3 0	9 H	Stanford	3 1				

Non-Div. I Games:

UCLA

[illegible]

**Non-Div. I Games:**

San Diego

Average RPI Win:	106	WON-LOST	WINNING	LAST 10	STRENGTH OF	OPP. STRENGTH	TEAM	ADJ	CONF.	ADJ CONF.		
Average RPI Loss:	18	RECORD	PCT. RANK	GAMES	SCHEDULE	OF SCHEDULE	RPI	RPI	RPI	RPI		
DIV. I ONLY		23- 7	.76667	34	7- 3	21	12	15	.65574	14	1	1
DIV. I NON-CONF.		11- 1	.91667	7	0- 0	35	89	13	.67373	14	1	1
<hr/>												
TOTALS	RPI 1-25	RPI 26-50		W-L RECORDS		RPI 51-100		RPI 101-150		RPI 150+		
23- 7	5- 5	3- 2		OVERALL		5- 0		4- 0		6- 0		
14- 2	3- 2	2- 0		HOME		2- 0		3- 0		4- 0		
5- 5	2- 3	0- 2		AWAY		2- 0		0- 0		1- 0		
4- 0	0- 0	1- 0		NEUTRAL		1- 0		1- 0		1- 0		
<hr/>												
11- 1	1- 1	1- 0		NON-CONFERENCE		3- 0		2- 0		4- 0		
5- 1	0- 1	0- 0		HOME		1- 0		1- 0		3- 0		
2- 0	1- 0	0- 0		AWAY		1- 0		0- 0		0- 0		
4- 0	0- 0	1- 0		NEUTRAL		1- 0		1- 0		1- 0		
<hr/>												
12- 6	4- 4	2- 2		CONFERENCE		2- 0		2- 0		2- 0		
9- 1	3- 1	2- 0		HOME		1- 0		2- 0		1- 0		
3- 5	1- 3	0- 2		AWAY		1- 0		0- 0		1- 0		
0- 0	0- 0	0- 0		NEUTRAL		0- 0		0- 0		0- 0		
<hr/>												
RPI	S	Opponent	Score	RPI	S	Opponent	Score	RPI	S	Opponent	Score	
1	A	Wisconsin	0 3	38	A	Ohio St.	0 3	55	A	Indiana	3 0	
3	H	Nebraska	2 3	38	H	Ohio St.	3 0	63	N	Southern Ill.	3 0	
4	A	Minnesota	2 3	40	N	Cincinnati	3 0	64	H	Notre Dame	3 0	
4	H	Minnesota	3 2	50	A	Illinois	0 3	68	H	Iowa	3 0	
5	H	Florida	0 3	50	H	Illinois	3 0	90	A	San Diego St.	3 1	
15	A	Western Ky.	3 2									
17	H	Michigan	3 1									
22	A	Purdue	3 1									
22	H	Purdue	3 0									
23	A	Penn St.	0 3									
<hr/>												
				LAST 10 GAMES								
				1 A Wisconsin 0 3				146 H Northwestern 3 0				
				4 A Minnesota 2 3				22 A Purdue 3 1				
				17 H Michigan 3 1				55 A Indiana 3 0				
				22 H Purdue 3 0				38 A Ohio St. 0 3				
				50 H Illinois 3 0				201 H Rutgers 3 0				
<hr/>												

Non-Div. I Games:

Michigan St.

Average RPI Win:		152	WON-LOST RECORD		WINNING PCT. RANK		LAST 10 GAMES		STRENGTH OF SCHEDULE		OPP. STRENGTH OF SCHEDULE		TEAM RPI		ADJ RPI		CONF. RPI		ADJ CONF. RPI					
DIV. I ONLY			30- 2		.9375		3		10- 0		61		129		13		.65041		15		14		14	
DIV. I NON-CONF.			13- 2		.86667		20		0- 0		14		79		10		.68556		10		16		16	
TOTALS		RPI 1-25		RPI 26-50				W-L RECORDS				RPI 51-100				RPI 101-150				RPI 150+				
30- 2		0- 1		2- 0				OVERALL				10- 1				4- 0				14- 0				
11- 1		0- 1		1- 0				HOME				3- 0				0- 0				7- 0				
12- 0		0- 0		1- 0				AWAY				3- 0				4- 0				4- 0				
7- 1		0- 0		0- 0				NEUTRAL				4- 1				0- 0				3- 0				
13- 2		0- 1		2- 0				NON-CONFERENCE				6- 1				2- 0				3- 0				
4- 1		0- 1		1- 0				HOME				2- 0				0- 0				1- 0				
4- 0		0- 0		1- 0				AWAY				1- 0				2- 0				0- 0				
5- 1		0- 0		0- 0				NEUTRAL				3- 1				0- 0				2- 0				
17- 0		0- 0		0- 0				CONFERENCE				4- 0				2- 0				11- 0				
7- 0		0- 0		0- 0				HOME				1- 0				0- 0				6- 0				
8- 0		0- 0		0- 0				AWAY				2- 0				2- 0				4- 0				
2- 0		0- 0		0- 0				NEUTRAL				1- 0				0- 0				1- 0				
RPI	S	Opponent		Score		RPI	S	Opponent		Score		RPI	S	Opponent		Score		RPI	S	Opponent		Score		
14	H	Michigan St.		2	3	37	A	Pittsburgh		3	2	54	H	Lipscomb		3	2	101	A	Southern Miss.		3	1	
						40	H	Cincinnati		3	0	57	N	Arkansas St.		3	1	109	A	Marshall		3	0	
												58	N	Cal Poly		1	3	132	A	Ohio		3	1	
												61	N	FGCU		3	1	135	A	Austin Peay		3	0	
												63	H	Southern Ill.		3	1	178	H	Fla. Atlantic		3	1	
												66	A	Rice		3	2	179	H	Belmont		3	0	
												66	H	Rice		3	0	182	H	North Texas		3	0	
												67	A	UTSA		3	1	216	A	UTEP		3	0	
												67	N	UTSA		3	1	216	N	UTEP		3	0	
												70	N	Villanova		3	0	236	H	FIU		3	0	
												76	A	Saint Louis		3	0	244	N	Lehigh		3	0	
																		255	N	Robert Morris		3	0	
																		256	A	Louisiana Tech		3	0	
																		277	A	UAB		3	0	
																		277	H	UAB		3	1	
																		278	A	Middle Tenn.		3	0	
																		278	H	Middle Tenn.		3	0	
																		281	H	Charlotte		3	0	
LAST 10 GAMES																								
						66	A	Rice		3	2	66	H	Rice		3	0							
						67	N	UTSA		3	1	277	A	UAB		3	0							
						216	N	UTEP		3	0	109	A	Marshall		3	0							
						182	H	North Texas		3	0	67	A	UTSA		3	1							
						278	H	Middle Tenn.		3	0	216	A	UTEP		3	0							

Non-Div. I Games:

Western Ky.

Average RPI Win: 103		WON-LOST RECORD	WINNING PCT. RANK	LAST 10 GAMES	STRENGTH OF SCHEDULE	OPP. STRENGTH OF SCHEDULE	TEAM RPI	ADJ RPI	CONF. RPI	ADJ CONF. RPI	
Average RPI Loss: 30											
DIV. I ONLY		22- 6	.78571 29	8- 2	27	30	17	.64951 16	4	4	
DIV. I NON-CONF.		7- 4	.63636 110	0- 0	37	10	42	.61856 41	4	4	
<hr/>											
TOTALS		RPI 1-25	RPI 26-50		W-L RECORDS		RPI 51-100		RPI 101-150		RPI 150+
22- 6	4- 2		0- 4		OVERALL		8- 0		3- 0		7- 0
11- 2	1- 1		0- 1		HOME		4- 0		2- 0		4- 0
9- 2	2- 1		0- 1		AWAY		3- 0		1- 0		3- 0
2- 2	1- 0		0- 2		NEUTRAL		1- 0		0- 0		0- 0
<hr/>											
7- 4	2- 0		0- 4		NON-CONFERENCE		3- 0		0- 0		2- 0
3- 1	0- 0		0- 1		HOME		2- 0		0- 0		1- 0
2- 1	1- 0		0- 1		AWAY		0- 0		0- 0		1- 0
2- 2	1- 0		0- 2		NEUTRAL		1- 0		0- 0		0- 0
<hr/>											
15- 2	2- 2		0- 0		CONFERENCE		5- 0		3- 0		5- 0
8- 1	1- 1		0- 0		HOME		2- 0		2- 0		3- 0
7- 1	1- 1		0- 0		AWAY		3- 0		1- 0		2- 0
0- 0	0- 0		0- 0		NEUTRAL		0- 0		0- 0		0- 0
<hr/>											
RPI S	Opponent	Score	RPI S	Opponent	Score	RPI S	Opponent	Score	RPI S	Opponent	Score
5 A	Florida	3 0	36 H	Marquette	1 3	54 H	Lipscomb	3 0	105 H	Tennessee	3 0
7 A	Missouri	2 3	43 A	Southern California	0 3	56 A	Alabama	3 0	113 A	Auburn	3 2
7 H	Missouri	0 3	44 N	UNI	0 3	72 N	Wyoming	3 0	137 H	LSU	3 0
18 N	Creighton	3 0	45 N	Washington St.	0 3	76 H	Saint Louis	3 0	155 A	Louisville	3 0
22 A	Purdue	3 2				85 A	South Carolina	3 1	163 A	Arkansas	3 0
24 H	Texas A&M	3 1				85 H	South Carolina	3 0	163 H	Arkansas	3 0
						93 A	Ole Miss	3 1	164 A	Mississippi St.	3 0
						93 H	Ole Miss	3 0	164 H	Mississippi St.	3 1
									184 H	Georgia	3 0
									229 H	Virginia	3 0
<hr/>											
LAST 10 GAMES											
			24 H	Texas A&M	3 1	113 A	Auburn	3 2			
			137 H	LSU	3 0	56 A	Alabama	3 0			
			93 A	Ole Miss	3 1	7 A	Missouri	2 3			
			163 A	Arkansas	3 0	85 H	South Carolina	3 0			
			7 H	Missouri	0 3	93 H	Ole Miss	3 0			

Non-Div. I Games:

Kentucky



Average RPI Win:	99	WON-LOST RECORD	WINNING PCT. RANK	LAST 10 GAMES	STRENGTH OF SCHEDULE	OPP. STRENGTH OF SCHEDULE	TEAM RPI	ADJ RPI	CONF. RPI	ADJ CONF. RPI					
DIV. I ONLY		21- 9	.765	65	5- 5	8	15	18	.64826	17	1	1			
DIV. I NON-CONF.		11- 1	.91667	7	0- 0	8	65	5	.71151	5	1	1			
<hr/>															
TOTALS	RPI 1-25	RPI 26-50		W-L RECORDS		RPI 51-100		RPI 101-150		RPI 150+					
21- 9	2- 7	6- 1		OVERALL		4- 1		5- 0		4- 0					
13- 2	1- 2	4- 0		HOME		3- 0		3- 0		2- 0					
4- 7	1- 5	0- 1		AWAY		0- 1		2- 0		1- 0					
4- 0	0- 0	2- 0		NEUTRAL		1- 0		0- 0		1- 0					
<hr/>															
11- 1	1- 0	4- 1		NON-CONFERENCE		2- 0		1- 0		3- 0					
6- 0	0- 0	2- 0		HOME		1- 0		1- 0		2- 0					
1- 1	1- 0	0- 1		AWAY		0- 0		0- 0		0- 0					
4- 0	0- 0	2- 0		NEUTRAL		1- 0		0- 0		1- 0					
<hr/>															
10- 8	1- 7	2- 0		CONFERENCE		2- 1		4- 0		1- 0					
7- 2	1- 2	2- 0		HOME		2- 0		2- 0		0- 0					
3- 6	0- 5	0- 0		AWAY		0- 1		2- 0		1- 0					
0- 0	0- 0	0- 0		NEUTRAL		0- 0		0- 0		0- 0					
<hr/>															
RPI	S	Opponent	Score	RPI	S	Opponent	Score	RPI	S	Opponent	Score				
1	A	Wisconsin	1 3	34	N	Coastal Caro.	3 0	55	A	Indiana	1 3	113	H	Auburn	3 0
1	H	Wisconsin	2 3	37	A	Pittsburgh	2 3	55	H	Indiana	3 0	141	A	Maryland	3 2
3	H	Nebraska	0 3	38	H	Ohio St.	3 1	68	H	Iowa	3 1	141	H	Maryland	3 1
4	A	Minnesota	2 3	42	H	Miami (OH)	3 0	76	H	Saint Louis	3 0	146	A	Northwestern	3 0
14	A	Michigan St.	1 3	44	H	UNI	3 0	87	N	American	3 0	146	H	Northwestern	3 1
19	A	Kansas St.	3 1	47	N	Georgia Tech	3 1					169	H	Colgate	3 1
22	A	Purdue	1 3	50	H	Illinois	3 1					192	N	Tennessee St.	3 0
23	A	Penn St.	0 3									201	A	Rutgers	3 0
23	H	Penn St.	3 2									250	H	Eastern Mich.	3 0
<hr/>															
LAST 10 GAMES															
4	A	Minnesota	2 3	50	H	Illinois	3 1								
1	A	Wisconsin	1 3	55	A	Indiana	1 3								
14	A	Michigan St.	1 3	22	A	Purdue	1 3								
55	H	Indiana	3 0	23	H	Penn St.	3 2								
146	H	Northwestern	3 1	141	A	Maryland	3 2								

Non-Div. I Games:

Michigan

Average RPI Win:	126	WON-LOST RECORD	WINNING PCT. RANK	LAST 10 GAMES	STRENGTH OF SCHEDULE	OPP. STRENGTH OF SCHEDULE	TEAM RPI	ADJ RPI	CONF. RPI	ADJ CONF. RPI				
DIV. I ONLY		24- 6	.8	24	10- 0	26	45	16	.64606	18	9	10		
DIV. I NON-CONF.		6- 6	.5	168	0- 0	9	7	46	.61344	44	8	8		
<hr/>														
TOTALS	RPI 1-25	RPI 26-50		W-L RECORDS		RPI 51-100		RPI 101-150		RPI 150+				
24- 6	1- 4	4- 2		OVERALL		5- 0		6- 0		8- 0				
12- 1	1- 1	1- 0		HOME		2- 0		3- 0		5- 0				
10- 3	0- 2	2- 1		AWAY		2- 0		3- 0		3- 0				
2- 2	0- 1	1- 1		NEUTRAL		1- 0		0- 0		0- 0				
<hr/>														
6- 6	1- 4	2- 2		NON-CONFERENCE		1- 0		0- 0		2- 0				
2- 1	1- 1	0- 0		HOME		0- 0		0- 0		1- 0				
2- 3	0- 2	1- 1		AWAY		0- 0		0- 0		1- 0				
2- 2	0- 1	1- 1		NEUTRAL		1- 0		0- 0		0- 0				
<hr/>														
18- 0	0- 0	2- 0		CONFERENCE		4- 0		6- 0		6- 0				
10- 0	0- 0	1- 0		HOME		2- 0		3- 0		4- 0				
8- 0	0- 0	1- 0		AWAY		2- 0		3- 0		2- 0				
0- 0	0- 0	0- 0		NEUTRAL		0- 0		0- 0		0- 0				
<hr/>														
RPI S	Opponent	Score	RPI S	Opponent	Score	RPI S	Opponent	Score	RPI S	Opponent	Score			
3 A	Nebraska	1 3	30 A	Iowa St.	3 1	69 A	Xavier	3 0	117 A	Butler	3 0			
6 H	Kansas	2 3	35 N	Wichita St.	2 3	69 H	Xavier	3 0	117 H	Butler	3 0			
16 N	Kentucky	0 3	36 A	Marquette	3 1	70 A	Villanova	3 1	130 A	DePaul	3 0			
19 A	Kansas St.	1 3	36 H	Marquette	3 0	70 H	Villanova	3 2	130 H	DePaul	3 1			
25 H	TCU	3 0	43 A	Southern California	2 3	80 N	Gonzaga	3 0	142 A	Seton Hall	3 0			
			44 N	UNI	3 0				142 H	Seton Hall	3 0			
									151 H	Chattanooga	3 0			
									171 A	St. John's (NY)	3 0			
									171 H	St. John's (NY)	3 0			
									235 A	Georgetown	3 0			
									235 H	Georgetown	3 0			
									249 H	Providence	3 0			
									249 H	Providence	3 0			
									259 A	Montana St.	3 0			
<hr/>														
LAST 10 GAMES														
70 H Villanova						3	2	117 H Butler					3	0
235 H Georgetown						3	0	171 A St. John's (NY)					3	0
249 H Providence						3	0	142 A Seton Hall					3	0
249 H Providence						3	0	36 A Marquette					3	1
69 H Xavier						3	0	130 A DePaul					3	0

Non-Div. I Games:

Creighton

Average RPI Win:	101	WON-LOST RECORD	WINNING PCT. RANK	LAST 10 GAMES	STRENGTH OF SCHEDULE	OPP. STRENGTH OF SCHEDULE	TEAM RPI	ADJ RPI	CONF. RPI	ADJ CONF. RPI				
DIV. I ONLY		19- 9	.67857	73	5- 5	7	8	19	.64358	19	2	2		
DIV. I NON-CONF.		11- 2	.84615	23	0- 0	31	17	18	.67325	15	3	3		
<hr/>														
TOTALS	RPI 1-25	RPI 26-50		W-L RECORDS		RPI 51-100		RPI 101-150		RPI 150+				
19- 9	2- 7	5- 2		OVERALL		3- 0		3- 0		6- 0				
11- 3	2- 3	3- 0		HOME		2- 0		1- 0		3- 0				
5- 5	0- 3	1- 2		AWAY		1- 0		1- 0		2- 0				
3- 1	0- 1	1- 0		NEUTRAL		0- 0		1- 0		1- 0				
<hr/>														
11- 2	1- 2	3- 0		NON-CONFERENCE		1- 0		1- 0		5- 0				
6- 1	1- 1	1- 0		HOME		1- 0		0- 0		3- 0				
2- 0	0- 0	1- 0		AWAY		0- 0		0- 0		1- 0				
3- 1	0- 1	1- 0		NEUTRAL		0- 0		1- 0		1- 0				
<hr/>														
8- 7	1- 5	2- 2		CONFERENCE		2- 0		2- 0		1- 0				
5- 2	1- 2	2- 0		HOME		1- 0		1- 0		0- 0				
3- 5	0- 3	0- 2		AWAY		1- 0		1- 0		1- 0				
0- 0	0- 0	0- 0		NEUTRAL		0- 0		0- 0		0- 0				
<hr/>														
RPI	S	Opponent	Score		RPI	S	Opponent	Score		RPI	S	Opponent	Score	
1	N	Wisconsin	0	3	28	A	Hawaii	3	1	99	A	Oklahoma	3	1
2	A	Texas	1	3	30	A	Iowa St.	1	3	99	H	Oklahoma	3	1
2	H	Texas	2	3	30	H	Iowa St.	3	1	100	H	Miami (FL)	3	0
6	A	Kansas	0	3	31	N	Arizona	3	1					
6	H	Kansas	2	3	41	A	Baylor	0	3					
17	H	Michigan	1	3	41	H	Baylor	3	1					
18	H	Creighton	3	1	47	H	Georgia Tech	3	2					
25	A	TCU	0	3										
25	H	TCU	3	1										
<hr/>														
LAST 10 GAMES														
2 A Texas					1	3	41 H Baylor					3	1	
99 H Oklahoma					3	1	30 A Iowa St.					1	3	
147 A West Virginia					3	2	147 H West Virginia					3	2	
25 A TCU					0	3	99 A Oklahoma					3	1	
6 H Kansas					2	3	6 A Kansas					0	3	

Non-Div. I Games:

Kansas St.

Average RPI Win: 87		WON-LOST RECORD		WINNING PCT. RANK		LAST 10 GAMES		STRENGTH OF SCHEDULE		OPP. STRENGTH OF SCHEDULE		TEAM RPI		ADJ RPI		CONF. RPI		ADJ CONF. RPI	
DIV. I ONLY		20- 9		.68966 68		6- 4		11		21		21		.64316 20		3		3	
DIV. I NON-CONF.		9- 2		.81818 34		0- 0		32		29		22		.66045 22		2		2	
TOTALS		RPI 1-25		RPI 26-50		W-L RECORDS		RPI 51-100		RPI 101-150		RPI 150+							
20- 9		4- 6		3- 1		OVERALL		4- 1		6- 1		3- 0							
7- 6		0- 4		1- 1		HOME		0- 1		5- 0		1- 0							
10- 2		4- 2		2- 0		AWAY		2- 0		1- 0		1- 0							
3- 1		0- 0		0- 0		NEUTRAL		2- 0		0- 1		1- 0							
9- 2		2- 0		0- 0		NON-CONFERENCE		3- 1		3- 1		1- 0							
3- 1		0- 0		0- 0		HOME		0- 1		3- 0		0- 0							
3- 0		2- 0		0- 0		AWAY		1- 0		0- 0		0- 0							
3- 1		0- 0		0- 0		NEUTRAL		2- 0		0- 1		1- 0							
11- 7		2- 6		3- 1		CONFERENCE		1- 0		3- 0		2- 0							
4- 5		0- 4		1- 1		HOME		0- 0		2- 0		1- 0							
7- 2		2- 2		2- 0		AWAY		1- 0		1- 0		1- 0							
0- 0		0- 0		0- 0		NEUTRAL		0- 0		0- 0		0- 0							
RPI S	Opponent	Score		RPI S	Opponent	Score		RPI S	Opponent	Score		RPI S	Opponent	Score					
7 A	Missouri	3	2	43 A	Southern California	3	1	66 N	Rice	3	0	117 A	Oregon St.	3	0				
8 A	BYU	3	2	43 H	Southern California	2	3	80 H	Gonzaga	2	3	117 H	Butler	3	1				
9 A	Stanford	3	1	45 A	Washington St.	3	2	81 A	Colorado	3	2	117 H	Oregon St.	3	2				
9 H	Stanford	0	3	45 H	Washington St.	3	2	82 N	Texas St.	3	0	126 H	Idaho St.	3	0				
11 A	Washington	0	3					88 A	Portland	3	0	127 N	Illinois St.	2	3				
11 H	Washington	1	3									131 H	Arizona St.	3	2				
12 A	UCLA	0	3									138 H	Utah St.	3	0				
12 H	UCLA	0	3									158 N	CSU Bakersfield	3	1				
21 A	Oregon	3	1									172 A	California	3	0				
21 H	Oregon	2	3									172 H	California	3	0				
				LAST 10 GAMES															
				11 H	Washington	1	3	172 H	California	3	0								
				45 H	Washington St.	3	2	12 A	UCLA	0	3								
				117 A	Oregon St.	3	0	43 A	Southern California	3	1								
				21 A	Oregon	3	1	117 H	Oregon St.	3	2								
				9 H	Stanford	0	3	21 H	Oregon	2	3								

Non-Div. I Games:

Utah

Average RPI Win:	95	WON-LOST RECORD	WINNING PCT. RANK	LAST 10 GAMES	STRENGTH OF SCHEDULE	OPP. STRENGTH OF SCHEDULE	TEAM RPI	ADJ RPI	CONF. RPI	ADJ CONF. RPI
DIV. I ONLY		19- 8	.7037 63	7- 3	15	11	20	.63983 21	3	3
DIV. I NON-CONF.		7- 2	.77778 41	0- 0	34	25	25	.6435 28	2	2
<hr/>										
TOTALS	RPI 1-25	RPI 26-50		W-L RECORDS	RPI 51-100		RPI 101-150		RPI 150+	
19- 8	2- 6	5- 2		OVERALL	4- 0		4- 0		4- 0	
11- 7	0- 5	2- 2		HOME	3- 0		3- 0		3- 0	
8- 1	2- 1	3- 0		AWAY	1- 0		1- 0		1- 0	
0- 0	0- 0	0- 0		NEUTRAL	0- 0		0- 0		0- 0	
<hr/>										
7- 2	0- 2	1- 0		NON-CONFERENCE	2- 0		1- 0		3- 0	
6- 2	0- 2	1- 0		HOME	2- 0		1- 0		2- 0	
1- 0	0- 0	0- 0		AWAY	0- 0		0- 0		1- 0	
0- 0	0- 0	0- 0		NEUTRAL	0- 0		0- 0		0- 0	
<hr/>										
12- 6	2- 4	4- 2		CONFERENCE	2- 0		3- 0		1- 0	
5- 5	0- 3	1- 2		HOME	1- 0		2- 0		1- 0	
7- 1	2- 1	3- 0		AWAY	1- 0		1- 0		0- 0	
0- 0	0- 0	0- 0		NEUTRAL	0- 0		0- 0		0- 0	
<hr/>										
RPI S	Opponent	Score		RPI S	Opponent	Score		RPI S	Opponent	Score
2 H	Texas	1	3	31 A	Arizona	3	1	117 H	Oregon St.	3 0
5 H	Florida	1	3	31 H	Arizona	2	3	131 A	Arizona St.	3 2
11 A	Washington	3	0	43 A	Southern California	3	1	90 H	San Diego St.	3 0
11 H	Washington	0	3	43 H	Southern California	1	3	96 H	Murray St.	3 0
12 A	UCLA	1	3	45 A	Washington St.	3	2			
12 H	UCLA	2	3	45 H	Washington St.	3	0			
20 A	Utah	3	2	50 H	Illinois	3	0			
20 H	Utah	1	3							
<hr/>										
LAST 10 GAMES										
43 A Southern California 3 1 11 A Washington 3 0										
12 A UCLA 1 3 131 H Arizona St. 3 1										
81 H Colorado 3 1 31 H Arizona 2 3										
20 H Utah 1 3 81 A Colorado 3 1										
45 A Washington St. 3 2 20 A Utah 3 2										

Non-Div. I Games:

Oregon

Average RPI Win: 83		WON-LOST	WINNING	LAST 10	STRENGTH OF		OPP. STRENGTH	TEAM	ADJ	CONF.	ADJ CONF.
Average RPI Loss: 30		RECORD	PCT. RANK	GAMES	SCHEDULE		OF SCHEDULE	RPI	RPI	RPI	RPI
DIV. I ONLY		17- 12	.58621	119	5- 5		3	17	24	.63701	22
DIV. I NON-CONF.		10- 1	.90909	13	0- 0		5	59	4	.72752	4
TOTALS		RPI 1-25	RPI 26-50		W-L RECORDS		RPI 51-100		RPI 101-150		RPI 150+
17- 12		3- 9	3- 1		OVERALL		7- 1		1- 1		3- 0
10- 6		2- 5	1- 1		HOME		4- 0		1- 0		2- 0
4- 6		1- 4	1- 0		AWAY		2- 1		0- 1		0- 0
3- 0		0- 0	1- 0		NEUTRAL		1- 0		0- 0		1- 0
10- 1		2- 1	2- 0		NON-CONFERENCE		4- 0		0- 0		2- 0
5- 1		1- 1	1- 0		HOME		2- 0		0- 0		1- 0
2- 0		1- 0	0- 0		AWAY		1- 0		0- 0		0- 0
3- 0		0- 0	1- 0		NEUTRAL		1- 0		0- 0		1- 0
7- 11		1- 8	1- 1		CONFERENCE		3- 1		1- 1		1- 0
5- 5		1- 4	0- 1		HOME		2- 0		1- 0		1- 0
2- 6		0- 4	1- 0		AWAY		1- 1		0- 1		0- 0
0- 0		0- 0	0- 0		NEUTRAL		0- 0		0- 0		0- 0
RPI S	Opponent	Score	RPI S	Opponent	Score	RPI S	Opponent	Score	RPI S	Opponent	Score
1 A	Wisconsin	2 <span>3</span>	34 N	Coastal Caro.	3 0	55 A	Indiana	3 2	141 H	Maryland	3 1
1 H	Wisconsin	2 <span>3</span>	45 H	Washington St.	3 1	55 H	Indiana	3 0	146 A	Northwestern	1 <span>3</span>
3 A	Nebraska	0 <span>3</span>	50 A	Illinois	3 2	58 N	Cal Poly	3 1	160 N	Howard	3 0
4 H	Minnesota	0 <span>3</span>	50 H	Illinois	2 <span>3</span>	64 A	Notre Dame	3 1	201 H	Rutgers	3 0
6 H	Kansas	3 1				68 A	Iowa	2 <span>3</span>	300 H	Southeastern La.	3 0
9 A	Stanford	3 2				68 H	Iowa	3 1			
14 A	Michigan St.	0 <span>3</span>				69 H	Xavier	3 0			
14 H	Michigan St.	1 <span>3</span>				72 H	Wyoming	3 0			
16 H	Kentucky	2 <span>3</span>									
17 H	Michigan	3 1									
23 A	Penn St.	0 <span>3</span>									
23 H	Penn St.	0 <span>3</span>									
			LAST 10 GAMES								
			23 A	Penn St.	0 <span>3</span>	141 H	Maryland	3 1			
			55 A	Indiana	3 2	14 H	Michigan St.	1 <span>3</span>			
			68 H	Iowa	3 1	17 H	Michigan	3 1			
			14 A	Michigan St.	0 <span>3</span>	50 A	Illinois	3 2			
			1 A	Wisconsin	2 <span>3</span>	146 A	Northwestern	1 <span>3</span>			

Non-Div. I Games:

Purdue

Average RPI Win: 119		WON-LOST	WINNING	LAST 10	STRENGTH OF		OPP. STRENGTH	TEAM	ADJ	CONF.	ADJ CONF.
Average RPI Loss: 18		RECORD	PCT. RANK	GAMES	SCHEDULE		OF SCHEDULE	RPI	RPI	RPI	RPI
DIV. I ONLY		20-9	.68966	68	4-6		23	9	29	.63394	23
DIV. I NON-CONF.		8-3	.72727	67	0-0		95	100	57	.58737	58
TOTALS		RPI 1-25	RPI 26-50		W-L RECORDS		RPI 51-100		RPI 101-150		RPI 150+
20-9		5-7	1-1		OVERALL		3-1		4-0		7-0
12-2		4-2	1-0		HOME		1-0		2-0		4-0
6-6		1-4	0-1		AWAY		1-1		2-0		2-0
2-1		0-1	0-0		NEUTRAL		1-0		0-0		1-0
8-3		0-2	0-0		NON-CONFERENCE		1-1		2-0		5-0
5-1		0-1	0-0		HOME		0-0		2-0		3-0
1-1		0-0	0-0		AWAY		0-1		0-0		1-0
2-1		0-1	0-0		NEUTRAL		1-0		0-0		1-0
12-6		5-5	1-1		CONFERENCE		2-0		2-0		2-0
7-1		4-1	1-0		HOME		1-0		0-0		1-0
5-5		1-4	0-1		AWAY		1-0		2-0		1-0
0-0		0-0	0-0		NEUTRAL		0-0		0-0		0-0
RPI S	Opponent	Score	RPI S	Opponent	Score	RPI S	Opponent	Score	RPI S	Opponent	Score
1 A	Wisconsin	1 3	38 A	Ohio St.	2 3	55 A	Indiana	3 0	140 H	Rhode Island	3 0
3 A	Nebraska	0 3	38 H	Ohio St.	3 0	59 N	Hofstra	3 1	141 A	Maryland	3 1
3 H	Nebraska	2 3				68 H	Iowa	3 0	146 A	Northwestern	3 0
4 A	Minnesota	0 3				81 A	Colorado	2 3	147 H	West Virginia	3 0
4 H	Minnesota	3 2							160 H	Howard	3 0
9 N	Stanford	0 3							201 A	Rutgers	3 0
10 H	North Carolina	2 3							201 H	Rutgers	3 0
14 H	Michigan St.	3 0							220 A	Syracuse	3 0
17 A	Michigan	2 3							226 H	Clemson	3 0
17 H	Michigan	3 0							227 H	Ga. Southern	3 0
22 A	Purdue	3 0							270 N	Siena	3 0
22 H	Purdue	3 0									
LAST 10 GAMES											
22 H	Purdue	3 0	3 H	Nebraska	2 3						
3 A	Nebraska	0 3	4 A	Minnesota	0 3						
38 A	Ohio St.	2 3	1 A	Wisconsin	1 3						
141 A	Maryland	3 1	17 A	Michigan	2 3						
68 H	Iowa	3 0	38 H	Ohio St.	3 0						

Non-Div. I Games:

Penn St.

Average RPI Win:		118	WON-LOST RECORD		WINNING PCT. RANK		LAST 10 GAMES		STRENGTH OF SCHEDULE		OPP. STRENGTH OF SCHEDULE		TEAM RPI		ADJ RPI		CONF. RPI		ADJ CONF. RPI	
DIV. I ONLY			19- 8		.7037 63		8- 2		14		31		23		.63267 24		4		4	
DIV. I NON-CONF.			6- 5		.54545 152		0- 0		18		6		45		.61195 45		4		4	
TOTALS		RPI 1-25		RPI 26-50		W-L RECORDS		RPI 51-100		RPI 101-150		RPI 150+								
19- 8		1- 5		1- 2		OVERALL		6- 1		4- 0		7- 0								
7- 2		1- 2		0- 0		HOME		2- 0		2- 0		2- 0								
9- 3		0- 2		0- 0		AWAY		3- 1		2- 0		4- 0								
3- 3		0- 1		1- 2		NEUTRAL		1- 0		0- 0		1- 0								
6- 5		0- 3		1- 2		NON-CONFERENCE		2- 0		0- 0		3- 0								
0- 1		0- 1		0- 0		HOME		0- 0		0- 0		0- 0								
3- 1		0- 1		0- 0		AWAY		1- 0		0- 0		2- 0								
3- 3		0- 1		1- 2		NEUTRAL		1- 0		0- 0		1- 0								
13- 3		1- 2		0- 0		CONFERENCE		4- 1		4- 0		4- 0								
7- 1		1- 1		0- 0		HOME		2- 0		2- 0		2- 0								
6- 2		0- 1		0- 0		AWAY		2- 1		2- 0		2- 0								
0- 0		0- 0		0- 0		NEUTRAL		0- 0		0- 0		0- 0								
RPI	S	Opponent		Score		RPI	S	Opponent		Score		RPI	S	Opponent		Score				
1	H	Wisconsin		0	3	26	N	Florida St.		2	3	56	A	Alabama		2	3			
2	A	Texas		0	3	31	N	Arizona		3	0	56	H	Alabama		3	1			
4	N	Minnesota		0	3	38	N	Ohio St.		2	3	78	A	New Mexico St.		3	0			
5	H	Florida		1	3							83	N	Nevada		3	0			
7	H	Missouri		3	1							85	A	South Carolina		3	0			
16	A	Kentucky		1	3							85	H	South Carolina		3	0			
												93	A	Ole Miss		3	1			
														105 A Tennessee		3	1			
														105 H Tennessee		3	0			
														113 H Auburn		3	0			
														137 A LSU		3	1			
														163 A Arkansas		3	0			
														164 H Mississippi St.		3	0			
														167 N Virginia Tech		3	0			
														182 A North Texas		3	1			
														184 A Georgia		3	2			
														184 H Georgia		3	0			
														216 A UTEP		3	0			
LAST 10 GAMES																				
						16	A	Kentucky		1	3	56	H	Alabama		3	1			
						105	A	Tennessee		3	1	85	A	South Carolina		3	0			
						184	H	Georgia		3	0	7	H	Missouri		3	1			
						164	H	Mississippi St.		3	0	184	A	Georgia		3	2			
						105	H	Tennessee		3	0	5	H	Florida		1	3			

Non-Div. I Games:

Texas A&amp;M



Average RPI Win: 77		WON-LOST RECORD		WINNING PCT. RANK		LAST 10 GAMES		STRENGTH OF SCHEDULE		OPP. STRENGTH OF SCHEDULE		TEAM RPI		ADJ RPI		CONF. RPI		ADJ CONF. RPI											
Average RPI Loss: 34																													
DIV. I ONLY		13- 12		.52 160		3- 7		1		16		28		.63232 25		2		2											
DIV. I NON-CONF.		7- 3		.7 71		0- 0		1		31		7		.69984 8		3		3											
TOTALS		RPI 1-25		RPI 26-50		W-L RECORDS		RPI 51-100		RPI 101-150		RPI 150+																	
13- 12		2- 7		3- 3		OVERALL		4- 1		1- 1		3- 0																	
9- 4		2- 2		2- 2		HOME		3- 0		1- 0		1- 0																	
3- 8		0- 5		1- 1		AWAY		1- 1		0- 1		1- 0																	
1- 0		0- 0		0- 0		NEUTRAL		0- 0		0- 0		1- 0																	
7- 3		1- 2		1- 1		NON-CONFERENCE		3- 0		1- 0		1- 0																	
5- 1		1- 0		1- 1		HOME		2- 0		1- 0		0- 0																	
1- 2		0- 2		0- 0		AWAY		1- 0		0- 0		0- 0																	
1- 0		0- 0		0- 0		NEUTRAL		0- 0		0- 0		1- 0																	
6- 9		1- 5		2- 2		CONFERENCE		1- 1		0- 1		2- 0																	
4- 3		1- 2		1- 1		HOME		1- 0		0- 0		1- 0																	
2- 6		0- 3		1- 1		AWAY		0- 1		0- 1		1- 0																	
0- 0		0- 0		0- 0		NEUTRAL		0- 0		0- 0		0- 0																	
RPI	S	Opponent		Score		RPI	S	Opponent		Score		RPI	S	Opponent		Score													
2	A	Texas		0 3		29	H	Boise St.		3 0		57	H	Arkansas St.		3 2		134	H	Sam Houston St.		3 0							
2	H	Texas		1 3		30	A	Iowa St.		3 2		59	A	Duke		3 2		147	A	West Virginia		2 3							
6	A	Kansas		1 3		30	H	Iowa St.		0 3		71	H	North Carolina St.		3 0		151	N	Chattanooga		3 0							
6	H	Kansas		0 3		33	H	SMU		1 3		99	A	Oklahoma		0 3		152	A	Texas Tech		3 2							
10	A	North Carolina		0 3		41	A	Baylor		0 3		99	H	Oklahoma		3 2		152	H	Texas Tech		3 1							
10	H	North Carolina		3 2		41	H	Baylor		3 2																			
18	A	Creighton		0 3																									
19	A	Kansas St.		1 3																									
19	H	Kansas St.		3 0																									
						LAST 10 GAMES																							
						152 A Texas Tech						3 2						99 A Oklahoma						0 3					
						41 H Baylor						3 2						30 H Iowa St.						0 3					
						6 A Kansas						1 3						2 A Texas						0 3					
						19 H Kansas St.						3 0						6 H Kansas						0 3					
						2 H Texas						1 3						19 A Kansas St.						1 3					

Non-Div. I Games:

TCU

Average RPI Win:	137	WON-LOST RECORD	WINNING PCT. RANK	LAST 10 GAMES	STRENGTH OF SCHEDULE	OPP. STRENGTH OF SCHEDULE	TEAM RPI	ADJ RPI	CONF. RPI	ADJ CONF. RPI		
DIV. I ONLY		22- 5	.81481	22	8- 2	69	42	27	.62858	26	10	9
DIV. I NON-CONF.		7- 2	.77778	41	0- 0	15	12	17	.67234	17	6	6
<hr/>												
TOTALS	RPI 1-25	RPI 26-50		W-L RECORDS		RPI 51-100		RPI 101-150		RPI 150+		
22- 5	1- 4	2- 0		OVERALL		7- 1		1- 0		11- 0		
9- 3	0- 2	2- 0		HOME		1- 1		0- 0		6- 0		
11- 1	0- 1	0- 0		AWAY		5- 0		1- 0		5- 0		
2- 1	1- 1	0- 0		NEUTRAL		1- 0		0- 0		0- 0		
7- 2	1- 2	1- 0		NON-CONFERENCE		2- 0		1- 0		2- 0		
3- 1	0- 1	1- 0		HOME		0- 0		0- 0		2- 0		
2- 0	0- 0	0- 0		AWAY		1- 0		1- 0		0- 0		
2- 1	1- 1	0- 0		NEUTRAL		1- 0		0- 0		0- 0		
15- 3	0- 2	1- 0		CONFERENCE		5- 1		0- 0		9- 0		
6- 2	0- 1	1- 0		HOME		1- 1		0- 0		4- 0		
9- 1	0- 1	0- 0		AWAY		4- 0		0- 0		5- 0		
0- 0	0- 0	0- 0		NEUTRAL		0- 0		0- 0		0- 0		
RPI S	Opponent	Score		RPI S	Opponent	Score		RPI S	Opponent	Score		
4 N	Minnesota	1	3	37 H	Pittsburgh	3	1	53 A	UCF	3	0	
5 H	Florida	1	3	41 H	Baylor	3	2	56 N	Alabama	3	2	
10 A	North Carolina	0	3					59 A	Duke	3	1	
10 H	North Carolina	2	3					64 A	Notre Dame	3	1	
24 N	Texas A&M	3	2					71 A	North Carolina St.	3	1	
								71 H	North Carolina St.	2	3	
								100 A	Miami (FL)	3	0	
								100 H	Miami (FL)	3	0	

Non-Div. I Games:

Florida St.

Average RPI Win: 171		WON-LOST RECORD	WINNING PCT. RANK	LAST 10 GAMES	STRENGTH OF SCHEDULE	OPP. STRENGTH OF SCHEDULE	TEAM RPI	ADJ RPI	CONF. RPI	ADJ CONF. RPI		
Average RPI Loss: 65												
DIV. I ONLY		30- 1	.96774	1	10- 0	143	142	22	.62822	27	19	17
DIV. I NON-CONF.		14- 1	.93333	5	1- 0	131	90	35	.62515	35	20	20
<hr/>												
TOTALS		RPI 1-25		RPI 26-50		W-L RECORDS		RPI 51-100		RPI 101-150		RPI 150+
30- 1		0- 0		1- 0		OVERALL		5- 1		5- 0		19- 0
13- 1		0- 0		1- 0		HOME		3- 1		1- 0		8- 0
12- 0		0- 0		0- 0		AWAY		2- 0		1- 0		9- 0
5- 0		0- 0		0- 0		NEUTRAL		0- 0		3- 0		2- 0
14- 1		0- 0		1- 0		NON-CONFERENCE		2- 1		4- 0		7- 0
6- 1		0- 0		1- 0		HOME		2- 1		1- 0		2- 0
4- 0		0- 0		0- 0		AWAY		0- 0		0- 0		4- 0
4- 0		0- 0		0- 0		NEUTRAL		0- 0		3- 0		1- 0
16- 0		0- 0		0- 0		CONFERENCE		3- 0		1- 0		12- 0
7- 0		0- 0		0- 0		HOME		1- 0		0- 0		6- 0
8- 0		0- 0		0- 0		AWAY		2- 0		1- 0		5- 0
1- 0		0- 0		0- 0		NEUTRAL		0- 0		0- 0		1- 0
RPI S	Opponent	Score	RPI S	Opponent	Score	RPI S	Opponent	Score	RPI S	Opponent	Score	
			42 H	Miami (OH)	3 1	63 H	Southern Ill.	3 0	102 N	SIUE	3 1	
						65 H	Loyola Marymount	0 3	135 N	Austin Peay	3 0	
						69 H	Xavier	3 1	140 A	Rhode Island	3 1	
						76 A	Saint Louis	3 2	144 N	Toledo	3 0	
						76 A	Saint Louis	3 0	146 H	Northwestern	3 2	
						76 H	Saint Louis	3 0	151 H	Chattanooga	3 0	
									153 A	VCU	3 1	
									153 H	VCU	3 1	
									153 N	VCU	3 2	
									177 A	Duquesne	3 1	
									177 H	Duquesne	3 1	
									189 A	IUPUI	3 0	
									194 A	Wright St.	3 0	
									198 N	Kent St.	3 0	
									213 H	Youngstown St.	3 0	
									233 H	George Washington	3 1	
									237 A	Davidson	3 0	
									237 H	Davidson	3 0	
									253 A	Evansville	3 0	
									262 A	La Salle	3 0	
									262 H	La Salle	3 0	
									269 A	Morehead St.	3 0	
									274 A	Fordham	3 0	
									275 H	George Mason	3 1	
LAST 10 GAMES												
			76 A	Saint Louis	3 2	177 A	Duquesne	3 1	274 A	Fordham	3 0	
			153 N	VCU	3 2	76 H	Saint Louis	3 0	275 H	George Mason	3 1	
			153 H	VCU	3 1	269 A	Morehead St.	3 0				
			237 H	Davidson	3 0	177 H	Duquesne	3 1				
			262 A	La Salle	3 0	262 H	La Salle	3 0				

Non-Div. I Games:

Dayton

Average RPI Win: 136		WON-LOST RECORD		WINNING PCT. RANK		LAST 10 GAMES		STRENGTH OF SCHEDULE		OPP. STRENGTH OF SCHEDULE		TEAM RPI		ADJ RPI		CONF. RPI		ADJ CONF. RPI	
Average RPI Loss: 24																			
DIV. I ONLY		22- 5		.81481 22		10- 0		60		58		25		.6276 28		13		13	
DIV. I NON-CONF.		7- 4		.63636 110		0- 0		10		5		27		.64717 25		10		10	
TOTALS		RPI 1-25		RPI 26-50		W-L RECORDS		RPI 51-100		RPI 101-150		RPI 150+							
22- 5		0- 4		2- 0		OVERALL		7- 1		5- 0		8- 0							
15- 4		0- 4		2- 0		HOME		5- 0		4- 0		4- 0							
7- 1		0- 0		0- 0		AWAY		2- 1		1- 0		4- 0							
0- 0		0- 0		0- 0		NEUTRAL		0- 0		0- 0		0- 0							
7- 4		0- 4		2- 0		NON-CONFERENCE		2- 0		3- 0		0- 0							
7- 4		0- 4		2- 0		HOME		2- 0		3- 0		0- 0							
0- 0		0- 0		0- 0		AWAY		0- 0		0- 0		0- 0							
0- 0		0- 0		0- 0		NEUTRAL		0- 0		0- 0		0- 0							
15- 1		0- 0		0- 0		CONFERENCE		5- 1		2- 0		8- 0							
8- 0		0- 0		0- 0		HOME		3- 0		1- 0		4- 0							
7- 1		0- 0		0- 0		AWAY		2- 1		1- 0		4- 0							
0- 0		0- 0		0- 0		NEUTRAL		0- 0		0- 0		0- 0							
RPI S	Opponent	Score		RPI S	Opponent	Score		RPI S	Opponent	Score		RPI S	Opponent	Score					
1 H	Wisconsin	1	3	31 H	Arizona	3	2	52 H	Northern Ill.	3	0	115 H	Pepperdine	3	0				
11 H	Washington	2	3	46 H	Missouri St.	3	0	58 A	Cal Poly	3	1	115 H	Pepperdine	3	1				
12 H	UCLA	0	3					58 H	Cal Poly	3	0	125 H	Utah Valley	3	0				
19 H	Kansas St.	1	3					79 A	Long Beach St.	2	3	144 A	UC Davis	3	0				
								79 H	Long Beach St.	3	0	144 H	UC Davis	3	0				
								84 H	Pacific	3	0	154 A	CSUN	3	0				
								86 A	UC Santa Barbara	3	0	154 H	CSUN	3	0				
								86 H	UC Santa Barbara	3	1	175 A	UC Irvine	3	0				
												175 H	UC Irvine	3	1				
												271 A	UC Riverside	3	0				
												271 H	UC Riverside	3	0				
												288 A	Cal St. Fullerton	3	0				
												288 H	Cal St. Fullerton	3	0				
				LAST 10 GAMES															
				86 H	UC Santa Barbara	3	1	79 H	Long Beach St.	3	0								
				58 H	Cal Poly	3	0	288 A	Cal St. Fullerton	3	0								
				144 A	UC Davis	3	0	271 A	UC Riverside	3	0								
				175 A	UC Irvine	3	0	144 H	UC Davis	3	0								
				154 H	CSUN	3	0	175 H	UC Irvine	3	1								

Non-Div. I Games:

Hawaii

Average RPI Win: 134		WON-LOST	WINNING	LAST 10	STRENGTH OF		OPP. STRENGTH	TEAM	ADJ	CONF.	ADJ CONF.
Average RPI Loss: 38		RECORD	PCT. RANK	GAMES	SCHEDULE		OF SCHEDULE	RPI	RPI	RPI	RPI
DIV. I ONLY		24-6	.8	24	10-0		55	54	26	.62629	29
DIV. I NON-CONF.		9-4	.69231	74	0-0		79	28	52	.5976	52
TOTALS		RPI 1-25	RPI 26-50		W-L RECORDS		RPI 51-100		RPI 101-150		RPI 150+
24-6		0-3	3-1		OVERALL		4-2		11-0		6-0
11-1		0-0	2-0		HOME		1-1		7-0		1-0
11-2		0-1	1-1		AWAY		3-0		4-0		3-0
2-3		0-2	0-0		NEUTRAL		0-1		0-0		2-0
9-4		0-3	1-0		NON-CONFERENCE		0-1		5-0		3-0
4-0		0-0	0-0		HOME		0-0		4-0		0-0
3-1		0-1	1-0		AWAY		0-0		1-0		1-0
2-3		0-2	0-0		NEUTRAL		0-1		0-0		2-0
15-2		0-0	2-1		CONFERENCE		4-1		6-0		3-0
7-1		0-0	2-0		HOME		1-1		3-0		1-0
8-1		0-0	0-1		AWAY		3-0		3-0		2-0
0-0		0-0	0-0		NEUTRAL		0-0		0-0		0-0
RPI S	Opponent	Score	RPI S	Opponent	Score	RPI S	Opponent	Score	RPI S	Opponent	Score
7 N	Missouri	1 3	32 A	UNLV	1 3	71 N	North Carolina St.	1 3	124 H	Santa Clara	3 1
8 N	BYU	0 3	32 H	UNLV	3 0	72 A	Wyoming	3 0	126 A	Idaho St.	3 1
25 A	TCU	0 3	39 A	Cleveland St.	3 1	83 A	Nevada	3 0	129 A	Fresno St.	3 0
			48 H	Colorado St.	3 2	83 H	Nevada	1 3	129 H	Fresno St.	3 0
						90 A	San Diego St.	3 1	131 H	Arizona St.	3 1
						90 H	San Diego St.	3 0	133 A	New Mexico	3 2
									133 H	New Mexico	3 0
									138 A	Utah St.	3 0
									138 H	Utah St.	3 0
									144 H	UC Davis	3 1
									148 H	Portland St.	3 1
									190 A	San Jose St.	3 0
									190 H	San Jose St.	3 0
									194 N	Wright St.	3 0
									198 A	Kent St.	3 0
									251 N	Northwestern St.	3 0
									254 A	Air Force	3 0
			LAST 10 GAMES								
			72 A	Wyoming	3 0	90 A	San Diego St.	3 1			
			48 H	Colorado St.	3 2	83 A	Nevada	3 0			
			190 H	San Jose St.	3 0	32 H	UNLV	3 0			
			129 H	Fresno St.	3 0	133 H	New Mexico	3 0			
			138 A	Utah St.	3 0	129 A	Fresno St.	3 0			

Non-Div. I Games:

Boise St.



Average RPI Win: 87		WON-LOST	WINNING	LAST 10	STRENGTH OF		OPP. STRENGTH	TEAM	ADJ		CONF.	ADJ CONF.
Average RPI Loss: 45		RECORD	PCT. RANK	GAMES	SCHEDULE		OF SCHEDULE	RPI	RPI		RPI	RPI
DIV. I ONLY		17- 13	.56667	130	4		25	36	.62168		31	3
DIV. I NON-CONF.		8- 4	.66667	85	6		36	24	.64662		26	2
TOTALS		RPI 1-25	RPI 26-50		W-L RECORDS		RPI 51-100		RPI 101-150		RPI 150+	
17- 13		4- 7	3- 3		OVERALL		1- 1		6- 1		3- 1	
8- 4		1- 3	2- 1		HOME		0- 0		3- 0		2- 0	
6- 6		3- 1	1- 2		AWAY		1- 1		1- 1		0- 1	
3- 3		0- 3	0- 0		NEUTRAL		0- 0		2- 0		1- 0	
8- 4		0- 3	1- 1		NON-CONFERENCE		1- 0		4- 0		2- 0	
3- 0		0- 0	1- 0		HOME		0- 0		1- 0		1- 0	
2- 1		0- 0	0- 1		AWAY		1- 0		1- 0		0- 0	
3- 3		0- 3	0- 0		NEUTRAL		0- 0		2- 0		1- 0	
9- 9		4- 4	2- 2		CONFERENCE		0- 1		2- 1		1- 1	
5- 4		1- 3	1- 1		HOME		0- 0		2- 0		1- 0	
4- 5		3- 1	1- 1		AWAY		0- 1		0- 1		0- 1	
0- 0		0- 0	0- 0		NEUTRAL		0- 0		0- 0		0- 0	
RPI S	Opponent	Score	RPI S	Opponent	Score	RPI S	Opponent	Score	RPI S	Opponent	Score	
1 N	Wisconsin	0 3	28 A	Hawaii	2 3	78 A	New Mexico St.	3 1	108 N	Northern Ky.	3 0	
9 A	Stanford	3 1	33 H	SMU	3 0	81 A	Colorado	2 3	110 N	Sacramento St.	3 0	
9 H	Stanford	0 3	43 A	Southern California	3 0				115 H	Pepperdine	3 0	
11 A	Washington	0 3	43 H	Southern California	3 2				117 A	Oregon St.	1 3	
11 H	Washington	1 3	45 A	Washington St.	2 3				117 A	Butler	3 0	
12 A	UCLA	3 2	45 H	Washington St.	0 3				117 H	Oregon St.	3 0	
12 H	UCLA	3 0							131 H	Arizona St.	3 1	
19 N	Kansas St.	1 3							159 N	Loyola Chicago	3 1	
21 A	Oregon	3 2							172 A	California	2 3	
21 H	Oregon	1 3							172 H	California	3 1	
24 N	Texas A&M	0 3							195 H	Alabama St.	3 0	
LAST 10 GAMES												
	9 H Stanford	0 3		43 H Southern California	3 2							
	172 H California	3 1		117 A Oregon St.	1 3							
	45 A Washington St.	2 3		21 A Oregon	3 2							
	11 A Washington	0 3		11 H Washington	1 3							
	12 H UCLA	3 0		45 H Washington St.	0 3							

Non-Div. I Games:

Arizona

UNLV				Through Games Of Nov. 20, 2016											
Average RPI Win: 134		WON-LOST	WINNING	LAST 10	STRENGTH OF		OPP. STRENGTH		TEAM	ADJ		CONF.	ADJ CONF.		
Average RPI Loss: 54		RECORD	PCT. RANK	GAMES	SCHEDULE		OF SCHEDULE		RPI	RPI		RPI	RPI		
DIV. I ONLY		22- 7	.75862	40	5- 5		33		80		30	.62041	32	7	7
DIV. I NON-CONF.		11- 1	.91667	7	0- 0		30		76		11	.67848	12	7	7
TOTALS		RPI 1-25		RPI 26-50		W-L RECORDS		RPI 51-100		RPI 101-150		RPI 150+			
22- 7		0- 1		1- 3		OVERALL		5- 3		8- 0		8- 0			
12- 2		0- 0		1- 1		HOME		4- 1		4- 0		3- 0			
7- 5		0- 1		0- 2		AWAY		1- 2		4- 0		2- 0			
3- 0		0- 0		0- 0		NEUTRAL		0- 0		0- 0		3- 0			
11- 1		0- 1		0- 0		NON-CONFERENCE		4- 0		3- 0		4- 0			
6- 0		0- 0		0- 0		HOME		3- 0		2- 0		1- 0			
2- 1		0- 1		0- 0		AWAY		1- 0		1- 0		0- 0			
3- 0		0- 0		0- 0		NEUTRAL		0- 0		0- 0		3- 0			
11- 6		0- 0		1- 3		CONFERENCE		1- 3		5- 0		4- 0			
6- 2		0- 0		1- 1		HOME		1- 1		2- 0		2- 0			
5- 4		0- 0		0- 2		AWAY		0- 2		3- 0		2- 0			
0- 0		0- 0		0- 0		NEUTRAL		0- 0		0- 0		0- 0			
RPI S	Opponent	Score		RPI S	Opponent	Score		RPI S	Opponent	Score		RPI S	Opponent	Score	
8 A	BYU	0 3		29 A	Boise St.	0 3		59 H	Hofstra	3 0		110 H	Sacramento St.	3 1	
				29 H	Boise St.	3 1		62 A	A&M-Corpus Christi	3 1		125 A	Utah Valley	3 1	
				48 A	Colorado St.	2 3		72 A	Wyoming	0 3		128 H	Albany (NY)	3 1	
				48 H	Colorado St.	1 3		72 H	Wyoming	3 1		129 A	Fresno St.	3 2	
								78 H	New Mexico St.	3 0		129 H	Fresno St.	3 0	
								83 H	Nevada	1 3		133 A	New Mexico	3 1	
								86 H	UC Santa Barbara	3 0		138 A	Utah St.	3 2	
								90 A	San Diego St.	0 3		138 H	Utah St.	3 0	
												154 H	CSUN	3 0	
												154 N	CSUN	3 0	
												166 N	UT Arlington	3 1	
												166 N	UT Arlington	3 1	
												190 A	San Jose St.	3 2	
												190 H	San Jose St.	3 0	
												254 A	Air Force	3 0	
												254 H	Air Force	3 0	
				LAST 10 GAMES											
				83 H Nevada				129 H Fresno St.				3 0			
				90 A San Diego St.				190 H San Jose St.				3 0			
				138 H Utah St.				29 A Boise St.				0 3			
				72 A Wyoming				254 A Air Force				3 0			
				48 A Colorado St.				138 A Utah St.				3 2			

Non-Div. I Games:

UNLV



Average RPI Win:		133	WON-LOST RECORD		WINNING PCT. RANK		LAST 10 GAMES		STRENGTH OF SCHEDULE		OPP. STRENGTH OF SCHEDULE		TEAM RPI		ADJ RPI		CONF. RPI		ADJ CONF. RPI				
Average RPI Loss:		55																					
DIV. I ONLY			23- 7		.76667 34		9- 1		51		63		31		.61938 33		6		6				
DIV. I NON-CONF.			7- 5		.58333 129		0- 0		76		43		77		.57052 76		9		9				
TOTALS		RPI 1-25		RPI 26-50		W-L RECORDS		RPI 51-100		RPI 101-150		RPI 150+											
23- 7		1- 1		1- 3		OVERALL		7- 2		5- 1		9- 0											
11- 2		0- 0		1- 1		HOME		3- 1		2- 0		5- 0											
8- 3		1- 0		0- 2		AWAY		3- 1		1- 0		3- 0											
4- 2		0- 1		0- 0		NEUTRAL		1- 0		2- 1		1- 0											
7- 5		1- 1		0- 1		NON-CONFERENCE		1- 2		2- 1		3- 0											
2- 1		0- 0		0- 0		HOME		0- 1		0- 0		2- 0											
1- 2		1- 0		0- 1		AWAY		0- 1		0- 0		0- 0											
4- 2		0- 1		0- 0		NEUTRAL		1- 0		2- 1		1- 0											
16- 2		0- 0		1- 2		CONFERENCE		6- 0		3- 0		6- 0											
9- 1		0- 0		1- 1		HOME		3- 0		2- 0		3- 0											
7- 1		0- 0		0- 1		AWAY		3- 0		1- 0		3- 0											
0- 0		0- 0		0- 0		NEUTRAL		0- 0		0- 0		0- 0											
RPI	S	Opponent		Score		RPI	S	Opponent		Score		RPI	S	Opponent		Score							
10	N	North Carolina		0	3	31	A	Arizona		0	3	53	A	UCF		3	0						
25	A	TCU		3	1	40	A	Cincinnati		0	3	53	H	UCF		3	0						
						40	H	Cincinnati		3	2	67	H	UTSA		1	3						
						49	H	Temple		2	3	71	A	North Carolina St.		2	3						
												74	A	Tulsa		3	0						
												74	H	Tulsa		3	1						
												89	N	Delaware		3	0						
												91	A	Tulane		3	2						
												91	H	Tulane		3	2						
														188 A East Carolina		3	0						
														188 H East Carolina		3	1						
														195 N Alabama St.		3	0						
														209 H Little Rock		3	0						
														238 A Houston		3	0						
														238 H Houston		3	0						
														276 H Montana		3	0						
						LAST 10 GAMES																	
						173	H	Memphis		3	0	40	A	Cincinnati		0	3						
						74	A	Tulsa		3	0	91	H	Tulane		3	2						
						112	H	South Fla.		3	0	238	H	Houston		3	0						
						53	H	UCF		3	0	53	A	UCF		3	0						
						188	A	East Carolina		3	0	112	A	South Fla.		3	1						

Non-Div. I Games:

SMU

Average RPI Win:	184	WON-LOST RECORD	WINNING PCT. RANK	LAST 10 GAMES	STRENGTH OF SCHEDULE	OPP. STRENGTH OF SCHEDULE	TEAM RPI	ADJ RPI	CONF. RPI	ADJ CONF. RPI		
DIV. I ONLY		27- 4	.87097	9	10- 0	98	170	33	.618	34	22	22
DIV. I NON-CONF.		9- 3	.75	50	0- 0	12	82	23	.65734	23	19	19
<hr/>												
TOTALS	RPI 1-25	RPI 26-50		W-L RECORDS		RPI 51-100		RPI 101-150		RPI 150+		
27- 4	0- 2	2- 1		OVERALL		6- 1		0- 0		19- 0		
10- 2	0- 0	1- 1		HOME		0- 1		0- 0		9- 0		
11- 0	0- 0	1- 0		AWAY		3- 0		0- 0		7- 0		
6- 2	0- 2	0- 0		NEUTRAL		3- 0		0- 0		3- 0		
<hr/>												
9- 3	0- 2	2- 1		NON-CONFERENCE		3- 0		0- 0		4- 0		
2- 1	0- 0	1- 1		HOME		0- 0		0- 0		1- 0		
4- 0	0- 0	1- 0		AWAY		2- 0		0- 0		1- 0		
3- 2	0- 2	0- 0		NEUTRAL		1- 0		0- 0		2- 0		
<hr/>												
18- 1	0- 0	0- 0		CONFERENCE		3- 1		0- 0		15- 0		
8- 1	0- 0	0- 0		HOME		0- 1		0- 0		8- 0		
7- 0	0- 0	0- 0		AWAY		1- 0		0- 0		6- 0		
3- 0	0- 0	0- 0		NEUTRAL		2- 0		0- 0		1- 0		
<hr/>												
RPI S	Opponent	Score	RPI S	Opponent	Score	RPI S	Opponent	Score	RPI S	Opponent	Score	
17 N	Michigan	0 3	37 A	Pittsburgh	3 1	57 H	Arkansas St.	2 3	157 H	North Florida	3 0	
22 N	Purdue	0 3	47 H	Georgia Tech	2 3	57 N	Arkansas St.	3 1	160 N	Howard	3 0	
			47 H	Georgia Tech	3 1	64 A	Notre Dame	3 0	166 A	UT Arlington	3 0	
						82 A	Texas St.	3 1	196 A	South Ala.	3 0	
						82 N	Texas St.	3 1	196 H	South Ala.	3 0	
						87 N	American	3 0	206 N	Florida A&M	3 0	
						100 A	Miami (FL)	3 0	209 H	Little Rock	3 0	
									227 A	Ga. Southern	3 0	
									227 H	Ga. Southern	3 0	
									227 N	Ga. Southern	3 0	
									236 A	FIU	3 0	
									248 A	Georgia St.	3 0	
									248 H	Georgia St.	3 0	
									272 A	Troy	3 0	
									272 H	Troy	3 0	
									283 H	UL Lafayette	3 0	
									286 H	La.-Monroe	3 0	
									298 A	Appalachian St.	3 0	
									298 H	Appalachian St.	3 1	
			LAST 10 GAMES									
			57 N	Arkansas St.	3 1	248 H	Georgia St.	3 0				
			82 N	Texas St.	3 1	227 H	Ga. Southern	3 0				
			227 N	Ga. Southern	3 0	227 A	Ga. Southern	3 0				
			196 H	South Ala.	3 0	272 A	Troy	3 0				
			272 H	Troy	3 0	196 A	South Ala.	3 0				

Non-Div. I Games:

Coastal Caro.

Average RPI Win:		149	WON-LOST RECORD		WINNING PCT. RANK		LAST 10 GAMES		STRENGTH OF SCHEDULE		OPP. STRENGTH OF SCHEDULE		TEAM RPI		ADJ RPI		CONF. RPI		ADJ CONF. RPI				
DIV. I ONLY			22- 7		.75862 40		8- 2		58		72		35		.61744 35		12		11				
DIV. I NON-CONF.			7- 4		.63636 110		0- 0		17		8		30		.63728 29		11		11				
TOTALS		RPI 1-25		RPI 26-50				W-L RECORDS		RPI 51-100				RPI 101-150				RPI 150+					
22- 7		1- 1		3- 5				OVERALL		3- 1				3- 0				12- 0					
9- 3		0- 0		1- 3				HOME		1- 0				1- 0				6- 0					
9- 3		0- 0		2- 2				AWAY		1- 1				1- 0				5- 0					
4- 1		1- 1		0- 0				NEUTRAL		1- 0				1- 0				1- 0					
7- 4		1- 1		2- 2				NON-CONFERENCE		1- 1				1- 0				2- 0					
2- 1		0- 0		1- 1				HOME		0- 0				0- 0				1- 0					
1- 2		0- 0		1- 1				AWAY		0- 1				0- 0				0- 0					
4- 1		1- 1		0- 0				NEUTRAL		1- 0				1- 0				1- 0					
15- 3		0- 0		1- 3				CONFERENCE		2- 0				2- 0				10- 0					
7- 2		0- 0		0- 2				HOME		1- 0				1- 0				5- 0					
8- 1		0- 0		1- 1				AWAY		1- 0				1- 0				5- 0					
0- 0		0- 0		0- 0				NEUTRAL		0- 0				0- 0				0- 0					
RPI	S	Opponent		Score		RPI	S	Opponent		Score		RPI	S	Opponent		Score		RPI	S	Opponent		Score	
2	N	Texas		1	3	30	A	Iowa St.		0	3	63	A	Southern Ill.		3	0	127	A	Illinois St.		3	0
18	N	Creighton		3	2	36	H	Marquette		3	0	63	H	Southern Ill.		3	0	127	H	Illinois St.		3	1
						40	H	Cincinnati		1	3	67	A	UTSA		2	3	136	N	Samford		3	0
						44	A	UNI		1	3	82	N	Texas St.		3	0	152	N	Texas Tech		3	0
						44	H	UNI		0	3							159	A	Loyola Chicago		3	0
						46	A	Missouri St.		3	2							159	H	Loyola Chicago		3	0
						46	H	Missouri St.		1	3							186	A	Drake		3	0
						48	A	Colorado St.		3	0							186	H	Drake		3	0
																		189	H	IUPUI		3	0
																		228	A	Indiana St.		3	1
																		228	H	Indiana St.		3	0
																		253	A	Evansville		3	0
																		253	H	Evansville		3	0
																		265	A	Bradley		3	0
																		265	H	Bradley		3	0
						LAST 10 GAMES																	
						253	A	Evansville		3	0	265	A	Bradley		3	0						
						63	A	Southern Ill.		3	0	186	H	Drake		3	0						
						228	H	Indiana St.		3	0	44	H	UNI		0	3						
						127	H	Illinois St.		3	1	46	H	Missouri St.		1	3						
						159	A	Loyola Chicago		3	0	127	A	Illinois St.		3	0						

Non-Div. I Games:

Wichita St.

**Non-Div. I Games:**

Marquette

Average RPI Win: 143		WON-LOST	WINNING	LAST 10	STRENGTH OF		OPP. STRENGTH	TEAM	ADJ	CONF.	ADJ CONF.
Average RPI Loss: 63		RECORD	PCT. RANK	GAMES	SCHEDULE		OF SCHEDULE	RPI	RPI	RPI	RPI
DIV. I ONLY		22- 8	.73333	52	8- 2		48	86	37	.61544	37
DIV. I NON-CONF.		9- 3	.75	50	0- 0		7	88	20	.66379	20
TOTALS		RPI 1-25	RPI 26-50		W-L RECORDS		RPI 51-100		RPI 101-150		RPI 150+
22- 8		2- 2	3- 2		OVERALL		4- 3		1- 0		12- 1
11- 4		2- 1	1- 1		HOME		2- 2		0- 0		6- 0
8- 3		0- 0	1- 1		AWAY		2- 1		1- 0		4- 1
3- 1		0- 1	1- 0		NEUTRAL		0- 0		0- 0		2- 0
9- 3		1- 2	1- 1		NON-CONFERENCE		2- 0		1- 0		4- 0
4- 2		1- 1	0- 1		HOME		1- 0		0- 0		2- 0
2- 0		0- 0	0- 0		AWAY		1- 0		1- 0		0- 0
3- 1		0- 1	1- 0		NEUTRAL		0- 0		0- 0		2- 0
13- 5		1- 0	2- 1		CONFERENCE		2- 3		0- 0		8- 1
7- 2		1- 0	1- 0		HOME		1- 2		0- 0		4- 0
6- 3		0- 0	1- 1		AWAY		1- 1		0- 0		4- 1
0- 0		0- 0	0- 0		NEUTRAL		0- 0		0- 0		0- 0
RPI S	Opponent	Score		RPI S	Opponent	Score		RPI S	Opponent	Score	
7 N	Missouri	1	3	26 A	Florida St.	1	3	59 A	Duke	1	3
10 H	North Carolina	3	2	34 H	Coastal Caro.	1	3	59 H	Duke	0	3
15 H	Western Ky.	2	3	47 A	Georgia Tech	3	1	64 H	Notre Dame	0	3
17 H	Michigan	3	2	47 H	Georgia Tech	3	1	71 H	North Carolina St.	3	2
				48 N	Colorado St.	3	2	86 A	UC Santa Barbara	3	1
								87 H	American	3	1
								100 A	Miami (FL)	3	1
				LAST 10 GAMES							
				231 A	Boston College	3	0	226 A	Clemson	3	0
				220 A	Syracuse	3	1	10 H	North Carolina	3	2
				59 H	Duke	0	3	71 H	North Carolina St.	3	2
				238 H	Wake Forest	3	0	155 H	Louisville	3	0
				47 A	Georgia Tech	3	1	64 H	Notre Dame	0	3

Non-Div. I Games:

Pittsburgh

Average RPI Win:		118	WON-LOST RECORD		WINNING PCT. RANK		LAST 10 GAMES		STRENGTH OF SCHEDULE		OPP. STRENGTH OF SCHEDULE		TEAM RPI		ADJ RPI		CONF. RPI		ADJ CONF. RPI				
DIV. I ONLY			18- 12		.6 111		5- 5		12		20		39		.61526 38		1		1				
DIV. I NON-CONF.			10- 2		.83333 27		0- 0		48		83		26		.64561 27		1		1				
TOTALS		RPI 1-25		RPI 26-50		W-L RECORDS		RPI 51-100		RPI 101-150		RPI 150+											
18- 12		4- 8		0- 2		OVERALL		4- 1		3- 1		7- 0											
8- 3		2- 3		0- 0		HOME		2- 0		2- 0		2- 0											
4- 9		1- 5		0- 2		AWAY		0- 1		1- 1		2- 0											
6- 0		1- 0		0- 0		NEUTRAL		2- 0		0- 0		3- 0											
10- 2		1- 1		0- 1		NON-CONFERENCE		3- 0		0- 0		6- 0											
2- 1		0- 1		0- 0		HOME		1- 0		0- 0		1- 0											
2- 1		0- 0		0- 1		AWAY		0- 0		0- 0		2- 0											
6- 0		1- 0		0- 0		NEUTRAL		2- 0		0- 0		3- 0											
8- 10		3- 7		0- 1		CONFERENCE		1- 1		3- 1		1- 0											
6- 2		2- 2		0- 0		HOME		1- 0		2- 0		1- 0											
2- 8		1- 5		0- 1		AWAY		0- 1		1- 1		0- 0											
0- 0		0- 0		0- 0		NEUTRAL		0- 0		0- 0		0- 0											
RPI	S	Opponent		Score		RPI	S	Opponent		Score		RPI	S	Opponent		Score							
1	A	Wisconsin		0 3		46	A	Missouri St.		2 3		55	A	Indiana		1 3		141	A	Maryland 2 3			
1	H	Wisconsin		0 3		50	A	Illinois		1 3		68	H	Iowa		3 0		141	H	Maryland 3 0			
3	A	Nebraska		3 1								72	H	Wyoming		3 0		146	A	Northwestern 3 1			
3	H	Nebraska		1 3								75	N	Green Bay		3 2		146	H	Northwestern 3 0			
4	A	Minnesota		1 3								82	N	Texas St.		3 0		156	N	UNCG 3 0			
8	H	BYU		2 3														182	A	North Texas 3 0			
14	A	Michigan St.		0 3														187	N	Valparaiso 3 0			
14	H	Michigan St.		3 0														189	N	IUPUI 3 0			
17	A	Michigan		1 3														201	H	Rutgers 3 0			
23	A	Penn St.		0 3														202	H	LIU Brooklyn 3 0			
23	H	Penn St.		3 2														211	A	Ball St. 3 0			
24	N	Texas A&M		3 2																			
						LAST 10 GAMES																	
		50 A Illinois		1 3				1 H Wisconsin		0 3													
		146 A Northwestern		3 1				141 H Maryland		3 0													
		23 H Penn St.		3 2				141 A Maryland		2 3													
		201 H Rutgers		3 0				14 H Michigan St.		3 0													
		55 A Indiana		1 3				23 A Penn St.		0 3													

Non-Div. I Games:

Ohio St.

Average RPI Win:	151	WON-LOST	WINNING	LAST 10	STRENGTH OF	OPP. STRENGTH	TEAM	ADJ	CONF.	ADJ CONF.		
Average RPI Loss:	68	RECORD	PCT. RANK	GAMES	SCHEDULE	OF SCHEDULE	RPI	RPI	RPI	RPI		
DIV. I ONLY		25- 5	.83333	16	9- 1	87	97	32	.61516	39	11	12
DIV. I NON-CONF.		9- 3	.75	50	0- 0	99	53	53	.59689	53	13	13
<hr/>												
TOTALS	RPI 1-25	RPI 26-50		W-L RECORDS		RPI 51-100		RPI 101-150		RPI 150+		
25- 5	0- 0	1- 1		OVERALL		3- 3		9- 1		12- 0		
11- 2	0- 0	0- 1		HOME		2- 0		4- 1		5- 0		
8- 3	0- 0	1- 0		AWAY		0- 3		3- 0		4- 0		
6- 0	0- 0	0- 0		NEUTRAL		1- 0		2- 0		3- 0		
<hr/>												
9- 3	0- 0	1- 1		NON-CONFERENCE		1- 2		3- 0		4- 0		
2- 1	0- 0	0- 1		HOME		0- 0		1- 0		1- 0		
1- 2	0- 0	1- 0		AWAY		0- 2		0- 0		0- 0		
6- 0	0- 0	0- 0		NEUTRAL		1- 0		2- 0		3- 0		
<hr/>												
16- 2	0- 0	0- 0		CONFERENCE		2- 1		6- 1		8- 0		
9- 1	0- 0	0- 0		HOME		2- 0		3- 1		4- 0		
7- 1	0- 0	0- 0		AWAY		0- 1		3- 0		4- 0		
0- 0	0- 0	0- 0		NEUTRAL		0- 0		0- 0		0- 0		
<hr/>												
RPI S	Opponent	Score	RPI S	Opponent	Score	RPI S	Opponent	Score	RPI S	Opponent	Score	
29 H	Boise St.	1 3	55 A	Indiana	0 3	105 H	Tennessee	3 2				
49 A	Temple	3 2	57 N	Arkansas St.	3 1	108 A	Northern Ky.	3 2				
			64 A	Notre Dame	0 3	108 H	Northern Ky.	3 0				
			75 A	Green Bay	2 3	119 A	Oakland	3 0				
			75 H	Green Bay	3 2	119 H	Oakland	3 2				
			75 H	Green Bay	3 0	119 H	Oakland	2 3				
						139 N	New Hampshire	3 1				
						142 N	Seton Hall	3 0				
						149 A	Milwaukee	3 2				
						149 H	Milwaukee	3 2				
						183 A	Ill.-Chicago	3 1				
						183 H	Ill.-Chicago	3 0				
						187 A	Valparaiso	3 1				
						187 H	Valparaiso	3 0				
						189 N	IUPUI	3 1				
						191 N	Western Mich.	3 1				
						194 A	Wright St.	3 0				
						194 H	Wright St.	3 0				
						201 N	Rutgers	3 0				
						213 A	Youngstown St.	3 0				
						213 H	Youngstown St.	3 0				
						250 H	Eastern Mich.	3 0				
<hr/>												
			LAST 10 GAMES									
			75 H Green Bay 3 2						119 A Oakland 3 0			
			119 H Oakland 3 2						108 H Northern Ky. 3 0			
			194 H Wright St. 3 0						187 H Valparaiso 3 0			
			75 A Green Bay 2 3						149 A Milwaukee 3 2			
			213 H Youngstown St. 3 0						183 A Ill.-Chicago 3 1			

**Non-Div. I Games:**

Cleveland St.

Average RPI Win: 137		WON-LOST RECORD		WINNING PCT. RANK		LAST 10 GAMES		STRENGTH OF SCHEDULE		OPP. STRENGTH OF SCHEDULE		TEAM RPI		ADJ RPI		CONF. RPI		ADJ CONF. RPI	
DIV. I ONLY		20- 9		.68966 68		8- 2		28		62		38		.61276 40		6		6	
DIV. I NON-CONF.		5- 6		.45455 198		0- 0		64		57		108		.54431 101		9		9	
TOTALS		RPI 1-25		RPI 26-50		W-L RECORDS		RPI 51-100		RPI 101-150		RPI 150+							
20- 9		0- 2		3- 4		OVERALL		5- 2		4- 1		8- 0							
8- 3		0- 0		1- 2		HOME		2- 1		2- 0		3- 0							
9- 3		0- 1		2- 1		AWAY		3- 0		2- 1		2- 0							
3- 3		0- 1		0- 1		NEUTRAL		0- 1		0- 0		3- 0							
5- 6		0- 2		1- 2		NON-CONFERENCE		0- 1		0- 1		4- 0							
1- 1		0- 0		0- 1		HOME		0- 0		0- 0		1- 0							
1- 2		0- 1		1- 0		AWAY		0- 0		0- 1		0- 0							
3- 3		0- 1		0- 1		NEUTRAL		0- 1		0- 0		3- 0							
15- 3		0- 0		2- 2		CONFERENCE		5- 1		4- 0		4- 0							
7- 2		0- 0		1- 1		HOME		2- 1		2- 0		2- 0							
8- 1		0- 0		1- 1		AWAY		3- 0		2- 0		2- 0							
0- 0		0- 0		0- 0		NEUTRAL		0- 0		0- 0		0- 0							
RPI S	Opponent		Score		RPI S	Opponent		Score		RPI S	Opponent		Score		RPI S	Opponent		Score	
14 N	Michigan St.		0	3	33 A	SMU		2	3	53 A	UCF		3	2	105 A	Tennessee		1	3
15 A	Western Ky.		0	3	33 H	SMU		3	0	53 H	UCF		3	1	112 A	South Fla.		3	0
					35 A	Wichita St.		3	1	63 N	Southern Ill.		2	3	112 H	South Fla.		3	0
					36 N	Marquette		1	3	74 A	Tulsa		3	2	116 A	UConn		3	0
					42 H	Miami (OH)		0	3	74 H	Tulsa		1	3	116 H	UConn		3	2
					49 A	Temple		3	2	91 A	Tulane		3	2	173 H	Memphis		3	0
					49 H	Temple		0	3	91 H	Tulane		3	0	188 A	East Carolina		3	0
															189 N	IUPUI		3	0
															214 H	Furman		3	0
															238 A	Houston		3	0
															238 H	Houston		3	0
															278 N	Middle Tenn.		3	1
															286 N	La.-Monroe		3	0
					LAST 10 GAMES														
					238 H	Houston		3	0	33 H	SMU		3	0					
					91 H	Tulane		3	0	112 A	South Fla.		3	0					
					116 A	UConn		3	0	53 A	UCF		3	2					
					49 A	Temple		3	2	49 H	Temple		0	3					
					74 H	Tulsa		1	3	116 H	UConn		3	2					

Non-Div. I Games:

Cincinnati



Average RPI Win: 131		WON-LOST	WINNING	LAST 10	STRENGTH OF		OPP. STRENGTH	TEAM	ADJ	CONF.	ADJ CONF.
Average RPI Loss: 37		RECORD	PCT. RANK	GAMES	SCHEDULE		OF SCHEDULE	RPI	RPI	RPI	RPI
DIV. I ONLY		21-9	.7	65	6-4		50	36	41	.61148	41
DIV. I NON-CONF.		12-4	.75	50	0-0		87	111	48	.59992	50
TOTALS		RPI 1-25	RPI 26-50		W-L RECORDS		RPI 51-100		RPI 101-150		RPI 150+
21-9		2-5	2-2		OVERALL		4-1		4-1		9-0
11-2		2-1	1-0		HOME		2-0		2-1		4-0
8-6		0-4	1-1		AWAY		2-1		2-0		3-0
2-1		0-0	0-1		NEUTRAL		0-0		0-0		2-0
12-4		0-0	1-2		NON-CONFERENCE		2-1		2-1		7-0
6-1		0-0	1-0		HOME		1-0		1-1		3-0
4-2		0-0	0-1		AWAY		1-1		1-0		2-0
2-1		0-0	0-1		NEUTRAL		0-0		0-0		2-0
9-5		2-5	1-0		CONFERENCE		2-0		2-0		2-0
5-1		2-1	0-0		HOME		1-0		1-0		1-0
4-4		0-4	1-0		AWAY		1-0		1-0		1-0
0-0		0-0	0-0		NEUTRAL		0-0		0-0		0-0
RPI S	Opponent	Score	RPI S	Opponent	Score	RPI S	Opponent	Score	RPI S	Opponent	Score
2 A	Texas	0 3	26 A	Florida St.	2 3	62 H	A&M-Corpus Christi	3 1	104 H	Col. of Charleston	3 0
2 H	Texas	1 3	30 A	Iowa St.	3 2	82 A	Texas St.	3 1	123 H	UTRGV	1 3
6 A	Kansas	1 3	45 H	Washington St.	3 2	86 A	UC Santa Barbara	0 3	137 A	LSU	3 0
19 A	Kansas St.	1 3	48 N	Colorado St.	1 3	99 A	Oklahoma	3 2	147 A	West Virginia	3 1
19 H	Kansas St.	3 0				99 H	Oklahoma	3 1	147 H	West Virginia	3 0
25 A	TCU	2 3							152 A	Texas Tech	3 1
25 H	TCU	3 0							152 H	Texas Tech	3 0
									158 N	CSU Bakersfield	3 0
									168 A	SFA	3 1
									182 H	North Texas	3 1
									206 A	Florida A&M	3 0
									209 N	Little Rock	3 0
									229 H	Virginia	3 0
									307 H	Prairie View	3 0
			LAST 10 GAMES								
			99 A	Oklahoma	3 2	19 A	Kansas St.	1 3			
			25 A	TCU	2 3	99 H	Oklahoma	3 1			
			147 H	West Virginia	3 0	30 A	Iowa St.	3 2			
			2 A	Texas	0 3	147 A	West Virginia	3 1			
			152 A	Texas Tech	3 1	2 H	Texas	1 3			

Non-Div. I Games:

Baylor

Average RPI Win:		167	WON-LOST RECORD		WINNING PCT. RANK		LAST 10 GAMES		STRENGTH OF SCHEDULE		OPP. STRENGTH OF SCHEDULE		TEAM RPI		ADJ RPI		CONF. RPI		ADJ CONF. RPI	
DIV. I ONLY			24- 6		.8 24		8- 2		82		131		42		.60991 42		15		15	
DIV. I NON-CONF.			8- 4		.66667 85		0- 0		36		23		40		.62089 39		15		15	
TOTALS		RPI 1-25		RPI 26-50		W-L RECORDS		RPI 51-100		RPI 101-150		RPI 150+								
24- 6		1- 1		1- 2		OVERALL		3- 1		7- 1		12- 1								
10- 0		0- 0		0- 0		HOME		2- 0		3- 0		5- 0								
10- 4		1- 1		1- 1		AWAY		0- 1		3- 0		5- 1								
4- 2		0- 0		0- 1		NEUTRAL		1- 0		1- 1		2- 0								
8- 4		1- 1		1- 2		NON-CONFERENCE		2- 0		1- 1		3- 0								
2- 0		0- 0		0- 0		HOME		1- 0		0- 0		1- 0								
3- 2		1- 1		1- 1		AWAY		0- 0		1- 0		0- 0								
3- 2		0- 0		0- 1		NEUTRAL		1- 0		0- 1		2- 0								
16- 2		0- 0		0- 0		CONFERENCE		1- 1		6- 0		9- 1								
8- 0		0- 0		0- 0		HOME		1- 0		3- 0		4- 0								
7- 2		0- 0		0- 0		AWAY		0- 1		2- 0		5- 1								
1- 0		0- 0		0- 0		NEUTRAL		0- 0		1- 0		0- 0								
RPI	S	Opponent		Score		RPI	S	Opponent		Score		RPI	S	Opponent		Score				
7	A	Missouri		3	2	27	A	Dayton		1	3	52	A	Auburn		3	2			
17	A	Michigan		0	3	40	A	Cincinnati		3	0	52	H	Northern Ill.		3	0			
						44	N	UNI		0	3	69	H	Xavier		3	1			
												76	N	Saint Louis		3	2			
														113 A Auburn		3	2			
														121 A Bowling Green		3	0			
														121 H Bowling Green		3	0			
														121 N Bowling Green		3	1			
														127 N Illinois St.		2	3			
														132 A Ohio		3	0			
														132 H Ohio		3	0			
														144 H Toledo		3	0			
														173 N Memphis		3	0			
														191 A Western Mich.		3	0			
														198 A Kent St.		2	3			
														198 H Kent St.		3	0			
														211 H Ball St.		3	0			
														214 H Furman		3	0			
														217 A Central Mich.		3	0			
														224 N Jacksonville		3	0			
														250 A Eastern Mich.		3	1			
														289 A Akron		3	1			
														289 H Akron		3	0			
														306 A Buffalo		3	0			
														306 H Buffalo		3	0			
LAST 10 GAMES																				
52 A Northern Ill.						0	3	132 A Ohio						3	0					
121 N Bowling Green						3	1	52 H Northern Ill.						3	0					
306 H Buffalo						3	0	121 H Bowling Green						3	0					
289 H Akron						3	0	211 H Ball St.						3	0					
198 A Kent St.						2	3	144 H Toledo						3	0					

**Non-Div. I Games:**

Miami (OH)



UNI				Through Games Of Nov. 20, 2016									
Average RPI Win:	157	WON-LOST	WINNING	LAST 10	STRENGTH OF	OPP. STRENGTH	TEAM	ADJ	CONF.	ADJ CONF.			
Average RPI Loss:	46	RECORD	PCT. RANK	GAMES	SCHEDULE	OF SCHEDULE	RPI	RPI	RPI	RPI			
DIV. I ONLY	23- 8	.74194	49	9- 1	88	75	47	.60413	44	12	11		
DIV. I NON-CONF.	9- 4	.69231	74	0- 0	55	15	43	.61854	42	11	11		
-----													
TOTALS	RPI 1-25	RPI 26-50		W-L RECORDS		RPI 51-100		RPI 101-150		RPI 150+			
23- 8	1- 3	4- 3		OVERALL		2- 1		2- 1		14- 0			
11- 2	0- 0	2- 1		HOME		1- 0		1- 1		7- 0			
8- 5	0- 2	1- 2		AWAY		0- 1		1- 0		6- 0			
4- 1	1- 1	1- 0		NEUTRAL		1- 0		0- 0		1- 0			
9- 4	1- 3	2- 1		NON-CONFERENCE		1- 0		1- 0		4- 0			
4- 0	0- 0	1- 0		HOME		0- 0		1- 0		2- 0			
1- 3	0- 2	0- 1		AWAY		0- 0		0- 0		1- 0			
4- 1	1- 1	1- 0		NEUTRAL		1- 0		0- 0		1- 0			
14- 4	0- 0	2- 2		CONFERENCE		1- 1		1- 1		10- 0			
7- 2	0- 0	1- 1		HOME		1- 0		0- 1		5- 0			
7- 2	0- 0	1- 1		AWAY		0- 1		1- 0		5- 0			
0- 0	0- 0	0- 0		NEUTRAL		0- 0		0- 0		0- 0			
-----													
RPI S	Opponent	Score		RPI S	Opponent	Score		RPI S	Opponent	Score			
6 A	Kansas	0	3	30 H	Iowa St.	3	2	63 A	Southern Ill.	2	3		
16 N	Kentucky	3	0	35 A	Wichita St.	3	0	63 H	Southern Ill.	3	1		
17 A	Michigan	0	3	35 H	Wichita St.	3	1	76 N	Saint Louis	3	0		
18 N	Creighton	0	3	42 N	Miami (OH)	3	0						
				43 A	Southern California	1	3						
				46 A	Missouri St.	1	3						
				46 H	Missouri St.	2	3						

Non-Div. I Games:

UNI

Average RPI Win:	107	WON-LOST RECORD	WINNING PCT. RANK	LAST 10 GAMES	STRENGTH OF SCHEDULE	OPP. STRENGTH OF SCHEDULE	TEAM RPI	ADJ RPI	CONF. RPI	ADJ CONF. RPI		
DIV. I ONLY		20- 10	.66667	77	5- 5	64	19	49	.60402	45	3	3
DIV. I NON-CONF.		10- 2	.83333	27	0- 0	92	64	37	.62289	36	2	2
<hr/>												
TOTALS	RPI 1-25	RPI 26-50		W-L RECORDS		RPI 51-100		RPI 101-150		RPI 150+		
20- 10	4- 6	2- 1		OVERALL		4- 1		4- 1		6- 1		
7- 4	1- 2	1- 0		HOME		0- 1		1- 1		4- 0		
7- 6	2- 4	1- 1		AWAY		2- 0		2- 0		0- 1		
6- 0	1- 0	0- 0		NEUTRAL		2- 0		1- 0		2- 0		
10- 2	1- 1	0- 1		NON-CONFERENCE		3- 0		1- 0		5- 0		
3- 0	0- 0	0- 0		HOME		0- 0		0- 0		3- 0		
1- 2	0- 1	0- 1		AWAY		1- 0		0- 0		0- 0		
6- 0	1- 0	0- 0		NEUTRAL		2- 0		1- 0		2- 0		
10- 8	3- 5	2- 0		CONFERENCE		1- 1		3- 1		1- 1		
4- 4	1- 2	1- 0		HOME		0- 1		1- 1		1- 0		
6- 4	2- 3	1- 0		AWAY		1- 0		2- 0		0- 1		
0- 0	0- 0	0- 0		NEUTRAL		0- 0		0- 0		0- 0		
RPI	S	Opponent	Score	RPI	S	Opponent	Score	RPI	S	Opponent	Score	
9	A	Stanford	0 3	31	A	Arizona	3 0	72	N	Wyoming	3 1	
9	H	Stanford	3 2	31	H	Arizona	3 2	79	A	Long Beach St.	3 0	
11	A	Washington	3 1	41	A	Baylor	2 3	81	A	Colorado	3 0	
12	A	UCLA	3 2					81	H	Colorado	2 3	
16	N	Kentucky	3 0					97	N	Northeastern	3 0	
20	A	Utah	2 3									
20	H	Utah	2 3									
21	A	Oregon	0 3									
21	H	Oregon	2 3									
22	A	Purdue	1 3									

Non-Div. I Games:

Washington St.

Average RPI Win:		158	WON-LOST RECORD		WINNING PCT. RANK		LAST 10 GAMES		STRENGTH OF SCHEDULE		OPP. STRENGTH OF SCHEDULE		TEAM RPI		ADJ RPI		CONF. RPI		ADJ CONF. RPI				
DIV. I ONLY			25- 7		.78125 31		10- 0		109		79		44		.60342 46		12		11				
DIV. I NON-CONF.			9- 5		.64286 105		0- 0		94		27		67		.57972 62		11		11				
TOTALS		RPI 1-25		RPI 26-50				W-L RECORDS				RPI 51-100				RPI 101-150				RPI 150+			
25- 7		0- 1		5- 4				OVERALL				3- 2				3- 0				14- 0			
11- 2		0- 0		2- 1				HOME				0- 1				1- 0				8- 0			
11- 2		0- 0		3- 2				AWAY				2- 0				1- 0				5- 0			
3- 3		0- 1		0- 1				NEUTRAL				1- 1				1- 0				1- 0			
9- 5		0- 1		2- 3				NON-CONFERENCE				2- 1				1- 0				4- 0			
4- 0		0- 0		1- 0				HOME				0- 0				0- 0				3- 0			
2- 2		0- 0		1- 2				AWAY				1- 0				0- 0				0- 0			
3- 3		0- 1		0- 1				NEUTRAL				1- 1				1- 0				1- 0			
16- 2		0- 0		3- 1				CONFERENCE				1- 1				2- 0				10- 0			
7- 2		0- 0		1- 1				HOME				0- 1				1- 0				5- 0			
9- 0		0- 0		2- 0				AWAY				1- 0				1- 0				5- 0			
0- 0		0- 0		0- 0				NEUTRAL				0- 0				0- 0				0- 0			
RPI	S	Opponent		Score		RPI	S	Opponent		Score		RPI	S	Opponent		Score		RPI	S	Opponent		Score	
12	N	UCLA		1	3	28	A	Hawaii		0	3	57	A	Arkansas St.		3	1	127	A	Illinois St.		3	2
						30	N	Iowa St.		0	3	63	A	Southern Ill.		3	2	127	H	Illinois St.		3	1
						35	A	Wichita St.		3	1	63	H	Southern Ill.		2	3	149	N	Milwaukee		3	0
						35	H	Wichita St.		2	3	69	N	Xavier		2	3	159	A	Loyola Chicago		3	0
						36	A	Marquette		1	3	84	N	Pacific		3	0	159	H	Loyola Chicago		3	0
						38	H	Ohio St.		3	2							163	N	Arkansas		3	0
						44	A	UNI		3	2							186	A	Drake		3	2
						44	H	UNI		3	1							186	H	Drake		3	0
						50	A	Illinois		3	2							189	H	IUPUI		3	1
								LAST 10 GAMES										228	A	Indiana St.		3	0
																		228	H	Indiana St.		3	0
																		253	A	Evansville		3	0
																		253	H	Evansville		3	0
																		265	A	Bradley		3	0
																		265	H	Bradley		3	0
																		282	H	McNeese		3	0
																		317	H	Western Ill.		3	0

Non-Div. I Games:

Missouri St.

Average RPI Win: 161		WON-LOST	WINNING	LAST 10	STRENGTH OF		OPP. STRENGTH	TEAM	ADJ	CONF.	ADJ CONF.
Average RPI Loss: 23		RECORD	PCT. RANK	GAMES	SCHEDULE		OF SCHEDULE	RPI	RPI	RPI	RPI
DIV. I ONLY		23- 7	.76667	34	8- 2		99	66	43	.59792	47
DIV. I NON-CONF.		9- 3	.75	50	0- 0		54	58	38	.62136	38
TOTALS		RPI 1-25	RPI 26-50		W-L RECORDS		RPI 51-100		RPI 101-150		RPI 150+
23- 7		0- 4	1- 3		OVERALL		5- 0		2- 0		15- 0
11- 2		0- 1	0- 1		HOME		2- 0		1- 0		8- 0
8- 4		0- 2	1- 2		AWAY		2- 0		1- 0		4- 0
4- 1		0- 1	0- 0		NEUTRAL		1- 0		0- 0		3- 0
9- 3		0- 2	1- 1		NON-CONFERENCE		1- 0		2- 0		5- 0
3- 0		0- 0	0- 0		HOME		0- 0		1- 0		2- 0
2- 2		0- 1	1- 1		AWAY		0- 0		1- 0		0- 0
4- 1		0- 1	0- 0		NEUTRAL		1- 0		0- 0		3- 0
14- 4		0- 2	0- 2		CONFERENCE		4- 0		0- 0		10- 0
8- 2		0- 1	0- 1		HOME		2- 0		0- 0		6- 0
6- 2		0- 1	0- 1		AWAY		2- 0		0- 0		4- 0
0- 0		0- 0	0- 0		NEUTRAL		0- 0		0- 0		0- 0
RPI S	Opponent	Score	RPI S	Opponent	Score	RPI S	Opponent	Score	RPI S	Opponent	Score
10 A	North Carolina	2 3	34 A	Coastal Caro.	1 3	59 A	Duke	3 1	113 A	Auburn	3 1
10 H	North Carolina	0 3	34 A	Coastal Caro.	3 2	64 H	Notre Dame	3 0	114 H	Kennesaw St.	3 2
17 N	Michigan	1 3	37 A	Pittsburgh	1 3	71 A	North Carolina St.	3 2	155 H	Louisville	3 1
19 A	Kansas St.	2 3	37 H	Pittsburgh	1 3	71 H	North Carolina St.	3 0	157 N	North Florida	3 0
						84 N	Pacific	3 1	167 A	Virginia Tech	3 1
									167 H	Virginia Tech	3 0
									184 H	Georgia	3 0
									192 N	Tennessee St.	3 0
									214 N	Furman	3 0
									220 H	Syracuse	3 0
									226 A	Clemson	3 0
									226 H	Clemson	3 0
									229 A	Virginia	3 0
									229 H	Virginia	3 0
									231 H	Boston College	3 1
									238 A	Wake Forest	3 2
									248 H	Georgia St.	3 0
			LAST 10 GAMES								
			64 H	Notre Dame	3 0	167 H	Virginia Tech	3 0			
			155 H	Louisville	3 1	229 H	Virginia	3 0			
			10 A	North Carolina	2 3	226 H	Clemson	3 0			
			71 A	North Carolina St.	3 2	59 A	Duke	3 1			
			37 H	Pittsburgh	1 3	238 A	Wake Forest	3 2			

Non-Div. I Games:

Georgia Tech

Average RPI Win:		142	WON-LOST RECORD		WINNING PCT. RANK		LAST 10 GAMES		STRENGTH OF SCHEDULE		OPP. STRENGTH OF SCHEDULE		TEAM RPI		ADJ RPI		CONF. RPI		ADJ CONF. RPI	
DIV. I ONLY			20- 8		.71429 60		7- 3		65		70		48		.59733 48		7		7	
DIV. I NON-CONF.			6- 5		.54545 152		0- 0		115		69		116		.53743 115		7		7	
TOTALS		RPI 1-25		RPI 26-50		W-L RECORDS		RPI 51-100		RPI 101-150		RPI 150+								
20- 8		0- 1		3- 3		OVERALL		4- 3		7- 0		6- 1								
11- 2		0- 1		1- 1		HOME		2- 0		3- 0		5- 0								
7- 5		0- 0		1- 1		AWAY		2- 3		4- 0		0- 1								
2- 1		0- 0		1- 1		NEUTRAL		0- 0		0- 0		1- 0								
6- 5		0- 1		1- 2		NON-CONFERENCE		0- 2		1- 0		4- 0								
3- 2		0- 1		0- 1		HOME		0- 0		0- 0		3- 0								
1- 2		0- 0		0- 0		AWAY		0- 2		1- 0		0- 0								
2- 1		0- 0		1- 1		NEUTRAL		0- 0		0- 0		1- 0								
14- 3		0- 0		2- 1		CONFERENCE		4- 1		6- 0		2- 1								
8- 0		0- 0		1- 0		HOME		2- 0		3- 0		2- 0								
6- 3		0- 0		1- 1		AWAY		2- 1		3- 0		0- 1								
0- 0		0- 0		0- 0		NEUTRAL		0- 0		0- 0		0- 0								
RPI	S	Opponent		Score		RPI	S	Opponent		Score		RPI	S	Opponent		Score				
2	H	Texas		0 3		29	A	Boise St.		2 3		72	A	Wyoming		1 3				
						32	A	UNLV		3 1		81	A	Colorado		1 3				
						32	H	UNLV		3 2		83	A	Nevada		3 0				
						35	H	Wichita St.		0 3		83	H	Nevada		3 0				
						37	N	Pittsburgh		2 3		86	A	UC Santa Barbara		0 3				
						41	N	Baylor		3 1		90	A	San Diego St.		3 2				
												90	H	San Diego St.		3 0				

Non-Div. I Games:

Colorado St.



Average RPI Win: 149		WON-LOST	WINNING	LAST 10	STRENGTH OF		OPP. STRENGTH	TEAM	ADJ		CONF.	ADJ CONF.
Average RPI Loss: 80		RECORD	PCT. RANK	GAMES	SCHEDULE		OF SCHEDULE	RPI	RPI		RPI	RPI
DIV. I ONLY		21- 7	.75	44	89		84	45	.59689		49	6
DIV. I NON-CONF.		7- 3	.7	71	150		106	91	.55726		92	9
TOTALS		RPI 1-25	RPI 26-50		W-L RECORDS		RPI 51-100		RPI 101-150		RPI 150+	
21- 7	0- 0		2- 2		OVERALL		5- 3		4- 1		10- 1	
8- 5	0- 0		0- 2		HOME		1- 2		2- 1		5- 0	
12- 0	0- 0		2- 0		AWAY		3- 0		2- 0		5- 0	
1- 2	0- 0		0- 0		NEUTRAL		1- 1		0- 0		0- 1	
7- 3	0- 0		0- 1		NON-CONFERENCE		2- 1		1- 0		4- 1	
4- 1	0- 0		0- 1		HOME		1- 0		1- 0		2- 0	
2- 0	0- 0		0- 0		AWAY		0- 0		0- 0		2- 0	
1- 2	0- 0		0- 0		NEUTRAL		1- 1		0- 0		0- 1	
14- 4	0- 0		2- 1		CONFERENCE		3- 2		3- 1		6- 0	
4- 4	0- 0		0- 1		HOME		0- 2		1- 1		3- 0	
10- 0	0- 0		2- 0		AWAY		3- 0		2- 0		3- 0	
0- 0	0- 0		0- 0		NEUTRAL		0- 0		0- 0		0- 0	
RPI S	Opponent	Score	RPI S	Opponent	Score	RPI S	Opponent	Score	RPI S	Opponent	Score	
			33 A	SMU	3 2	53 A	UCF	3 2	112 A	South Fla.	3 0	
			39 H	Cleveland St.	2 3	53 H	UCF	2 3	112 H	South Fla.	0 3	
			40 A	Cincinnati	3 0	56 N	Alabama	1 3	116 A	UConn	3 2	
			40 H	Cincinnati	2 3	70 N	Villanova	3 0	116 H	UConn	3 0	
						74 A	Tulsa	3 0	139 H	New Hampshire	3 1	
						91 A	Tulane	3 0	167 N	Virginia Tech	2 3	
						91 H	Tulane	2 3	173 A	Memphis	3 2	
						92 H	Northern Ariz.	3 1	173 H	Memphis	3 2	
									188 A	East Carolina	3 1	
									188 H	East Carolina	3 0	
									201 H	Rutgers	3 0	
									218 A	Penn	3 0	
									238 A	Houston	3 0	
									238 H	Houston	3 1	
									262 A	La Salle	3 1	
									311 H	Hampton	3 0	
LAST 10 GAMES												
			112 A	South Fla.	3 0	238 A	Houston	3 0				
			53 A	UCF	3 2	173 H	Memphis	3 2				
			188 H	East Carolina	3 0	116 H	UConn	3 0				
			40 H	Cincinnati	2 3	40 A	Cincinnati	3 0				
			91 A	Tulane	3 0	188 A	East Carolina	3 1				

Non-Div. I Games:

Temple

Average RPI Win:	120	WON-LOST RECORD	WINNING PCT. RANK	LAST 10 GAMES	STRENGTH OF SCHEDULE	OPP. STRENGTH OF SCHEDULE	TEAM RPI	ADJ RPI	CONF. RPI	ADJ CONF. RPI	
DIV. I ONLY		16- 13	.55172 137	3- 7	22	5	51	.59435 50	1	1	
DIV. I NON-CONF.		7- 4	.63636 110	0- 0	88	24	62	.5787 64	1	1	
<hr/>											
TOTALS	RPI 1-25	RPI 26-50		W-L RECORDS	RPI 51-100		RPI 101-150		RPI 150+		
16- 13	2- 10	1- 1		OVERALL	4- 2		4- 0		5- 0		
8- 5	1- 4	1- 1		HOME	2- 0		2- 0		2- 0		
4- 7	1- 5	0- 0		AWAY	1- 2		2- 0		0- 0		
4- 1	0- 1	0- 0		NEUTRAL	1- 0		0- 0		3- 0		
<hr/>											
7- 4	0- 2	0- 1		NON-CONFERENCE	3- 1		0- 0		4- 0		
2- 1	0- 0	0- 1		HOME	1- 0		0- 0		1- 0		
1- 2	0- 1	0- 0		AWAY	1- 1		0- 0		0- 0		
4- 1	0- 1	0- 0		NEUTRAL	1- 0		0- 0		3- 0		
<hr/>											
9- 9	2- 8	1- 0		CONFERENCE	1- 1		4- 0		1- 0		
6- 4	1- 4	1- 0		HOME	1- 0		2- 0		1- 0		
3- 5	1- 4	0- 0		AWAY	0- 1		2- 0		0- 0		
0- 0	0- 0	0- 0		NEUTRAL	0- 0		0- 0		0- 0		
<hr/>											
RPI S	Opponent	Score	RPI S	Opponent	Score	RPI S	Opponent	Score	RPI S	Opponent	Score
1 A	Wisconsin	1 3	38 H	Ohio St.	3 1	55 H	Indiana	3 0	141 A	Maryland	3 2
1 H	Wisconsin	0 3	46 H	Missouri St.	2 3	68 A	Iowa	2 3	141 H	Maryland	3 0
3 A	Nebraska	0 3				69 H	Xavier	3 1	146 A	Northwestern	3 0
3 H	Nebraska	0 3				76 A	Saint Louis	3 0	146 H	Northwestern	3 0
4 H	Minnesota	0 3				81 A	Colorado	2 3	161 N	St. Mary's (CA)	3 0
9 N	Stanford	2 3				96 N	Murray St.	3 0	163 H	Arkansas	3 0
14 A	Michigan St.	0 3							179 N	Belmont	3 0
14 H	Michigan St.	3 0							201 H	Rutgers	3 0
17 A	Michigan	1 3							264 N	Omaha	3 0
21 A	Oregon	0 3									
22 A	Purdue	3 2									
22 H	Purdue	2 3									
<hr/>											
LAST 10 GAMES											
38 H Ohio St.					3 1	17 A Michigan					1 3
141 H Maryland					3 0	68 A Iowa					2 3
4 H Minnesota					0 3	3 A Nebraska					0 3
1 H Wisconsin					0 3	22 H Purdue					2 3
14 A Michigan St.					0 3	55 H Indiana					3 0

Non-Div. I Games:

Illinois

Average RPI Win:	164	WON-LOST RECORD	WINNING PCT. RANK	LAST 10 GAMES	STRENGTH OF SCHEDULE	OPP. STRENGTH OF SCHEDULE	TEAM RPI	ADJ RPI	CONF. RPI	ADJ CONF. RPI		
Average RPI Loss:	78											
DIV. I ONLY		21- 10	.67742	74	10- 0	39	141	50	.58937	51	8	8
DIV. I NON-CONF.		8- 5	.61538	119	0- 0	83	240	89	.55761	90	12	12
<hr/>												
TOTALS	RPI 1-25	RPI 26-50		W-L RECORDS		RPI 51-100		RPI 101-150		RPI 150+		
21- 10	0- 1	0- 0		OVERALL		6- 6		3- 3		12- 0		
10- 2	0- 1	0- 0		HOME		4- 0		1- 1		5- 0		
6- 5	0- 0	0- 0		AWAY		0- 4		2- 1		4- 0		
5- 3	0- 0	0- 0		NEUTRAL		2- 2		0- 1		3- 0		
<hr/>												
8- 5	0- 1	0- 0		NON-CONFERENCE		0- 2		0- 2		8- 0		
3- 1	0- 1	0- 0		HOME		0- 0		0- 0		3- 0		
2- 1	0- 0	0- 0		AWAY		0- 0		0- 1		2- 0		
3- 3	0- 0	0- 0		NEUTRAL		0- 2		0- 1		3- 0		
<hr/>												
13- 5	0- 0	0- 0		CONFERENCE		6- 4		3- 1		4- 0		
7- 1	0- 0	0- 0		HOME		4- 0		1- 1		2- 0		
4- 4	0- 0	0- 0		AWAY		0- 4		2- 0		2- 0		
2- 0	0- 0	0- 0		NEUTRAL		2- 0		0- 0		0- 0		
<hr/>												
RPI S	Opponent	Score		RPI S	Opponent	Score		RPI S	Opponent	Score		
11 H	Washington	0 3				52 N	Northern Ill.	0 3	104 A	Col. of Charleston	3 2	
						59 A	Hofstra	0 3	104 H	Col. of Charleston	1 3	
						59 H	Hofstra	3 1	105 N	Tennessee	0 3	
						70 N	Villanova	0 3	106 A	UNCW	3 2	
						73 A	Towson	0 3	106 H	UNCW	3 1	
						73 H	Towson	3 2	122 A	Fairfield	1 3	
						73 N	Towson	3 0	162 N	Sacred Heart	3 1	
						89 A	Delaware	2 3	169 N	Colgate	3 0	
						89 H	Delaware	3 1	185 A	Elon	3 1	
						89 N	Delaware	3 0	185 H	Elon	3 1	
						97 A	Northeastern	1 3	203 A	Cornell	3 0	
						97 H	Northeastern	3 1	225 N	Marist	3 1	
									230 A	William & Mary	3 1	
									230 H	William & Mary	3 0	
									233 A	George Washington	3 1	
									248 H	Georgia St.	3 1	
									258 H	Holy Cross	3 0	
									322 H	N.C. Central	3 0	
<hr/>												
				LAST 10 GAMES								
				89 N Delaware	3 0	104 A Col. of Charleston		3 2				
				73 N Towson	3 0	230 A William & Mary		3 1				
				73 H Towson	3 2	59 H Hofstra		3 1				
				89 H Delaware	3 1	185 H Elon		3 1				
				106 A UNCW	3 2	97 H Northeastern		3 1				

Non-Div. I Games:

James Madison

Average RPI Win:		188	WON-LOST RECORD		WINNING PCT. RANK		LAST 10 GAMES		STRENGTH OF SCHEDULE		OPP. STRENGTH OF SCHEDULE		TEAM RPI		ADJ RPI		CONF. RPI		ADJ CONF. RPI					
DIV. I ONLY			25- 5		.83333		16		9- 1		169		132		53		.58912		52		15		15	
DIV. I NON-CONF.			8- 4		.66667		85		0- 0		126		86		84		.56093		84		15		15	
TOTALS			RPI 1-25		RPI 26-50		W-L RECORDS		RPI 51-100		RPI 101-150		RPI 150+											
25- 5			0- 1		1- 2		OVERALL		1- 1		7- 1		16- 0											
12- 1			0- 0		1- 0		HOME		0- 1		4- 0		7- 0											
9- 2			0- 0		0- 2		AWAY		0- 0		2- 0		7- 0											
4- 2			0- 1		0- 0		NEUTRAL		1- 0		1- 1		2- 0											
8- 4			0- 1		0- 1		NON-CONFERENCE		1- 1		2- 1		5- 0											
2- 1			0- 0		0- 0		HOME		0- 1		1- 0		1- 0											
2- 1			0- 0		0- 1		AWAY		0- 0		0- 0		2- 0											
4- 2			0- 1		0- 0		NEUTRAL		1- 0		1- 1		2- 0											
17- 1			0- 0		1- 1		CONFERENCE		0- 0		5- 0		11- 0											
10- 0			0- 0		1- 0		HOME		0- 0		3- 0		6- 0											
7- 1			0- 0		0- 1		AWAY		0- 0		2- 0		5- 0											
0- 0			0- 0		0- 0		NEUTRAL		0- 0		0- 0		0- 0											
RPI	S	Opponent	Score		RPI	S	Opponent	Score		RPI	S	Opponent	Score		RPI	S	Opponent	Score						
11	N	Washington	0	3	28	A	Hawaii	0	3	51	N	James Madison	3	0	105	N	Tennessee	3	0					
					42	A	Miami (OH)	0	3	68	H	Iowa	0	3	121	H	Bowling Green	3	1					
					42	H	Miami (OH)	3	0						125	N	Utah Valley	2	3					
															130	H	DePaul	3	1					
															132	A	Ohio	3	2					
															132	H	Ohio	3	0					
															144	A	Toledo	3	0					
															144	H	Toledo	3	2					
															159	H	Loyola Chicago	3	1					
															191	A	Western Mich.	3	1					
															191	H	Western Mich.	3	1					
															198	A	Kent St.	3	2					
															204	A	North Dakota St.	3	1					
															211	A	Ball St.	3	2					
															211	H	Ball St.	3	0					
															217	A	Central Mich.	3	0					
															217	H	Central Mich.	3	1					
															233	A	George Washington	3	1					
															250	A	Eastern Mich.	3	0					
															250	H	Eastern Mich.	3	0					
															265	N	Bradley	3	0					
															289	H	Akron	3	2					
															297	N	South Dakota St.	3	0					
															306	H	Buffalo	3	0					
					LAST 10 GAMES																			
					42	H	Miami (OH)	3	0	250	H	Eastern Mich.	3	0	297	N	South Dakota St.	3	0					
					132	H	Ohio	3	0	42	A	Miami (OH)	0	3	306	H	Buffalo	3	0					
					211	A	Ball St.	3	2	191	A	Western Mich.	3	1										
					144	A	Toledo	3	0	198	A	Kent St.	3	2										
					217	H	Central Mich.	3	1	132	A	Ohio	3	2										

**Non-Div. I Games:**

Northern Ill.

UCF

Average RPI Win: 167		WON-LOST RECORD		WINNING PCT. RANK		LAST 10 GAMES		STRENGTH OF SCHEDULE		OPP. STRENGTH OF SCHEDULE		TEAM RPI		ADJ RPI		CONF. RPI		ADJ CONF. RPI	
Average RPI Loss: 57																			
DIV. I ONLY		22- 9		.70968 62		6- 4		72		101		52		.58786 53		6		6	
DIV. I NON-CONF.		10- 3		.76923 45		0- 0		178		172		86		.55941 87		9		9	
TOTALS		RPI 1-25		RPI 26-50		W-L RECORDS		RPI 51-100		RPI 101-150		RPI 150+							
22- 9		0- 0		1- 6		OVERALL		3- 2		4- 1		14- 0							
13- 6		0- 0		0- 4		HOME		1- 1		2- 1		10- 0							
6- 3		0- 0		1- 2		AWAY		1- 1		2- 0		2- 0							
3- 0		0- 0		0- 0		NEUTRAL		1- 0		0- 0		2- 0							
10- 3		0- 0		0- 1		NON-CONFERENCE		1- 1		0- 1		9- 0							
8- 2		0- 0		0- 1		HOME		0- 0		0- 1		8- 0							
0- 1		0- 0		0- 0		AWAY		0- 1		0- 0		0- 0							
2- 0		0- 0		0- 0		NEUTRAL		1- 0		0- 0		1- 0							
12- 6		0- 0		1- 5		CONFERENCE		2- 1		4- 0		5- 0							
5- 4		0- 0		0- 3		HOME		1- 1		2- 0		2- 0							
6- 2		0- 0		1- 2		AWAY		1- 0		2- 0		2- 0							
1- 0		0- 0		0- 0		NEUTRAL		0- 0		0- 0		1- 0							
RPI S	Opponent	Score		RPI S	Opponent	Score		RPI S	Opponent	Score		RPI S	Opponent	Score					
				26 H	Florida St.	0	3	63 A	Southern Ill.	2	3	112 A	South Fla.	3	0				
				33 A	SMU	0	3	74 A	Tulsa	3	0	112 H	South Fla.	3	0				
				33 H	SMU	0	3	74 H	Tulsa	3	0	116 A	UConn	3	0				
				40 A	Cincinnati	1	3	91 H	Tulane	0	3	116 H	UConn	3	1				
				40 H	Cincinnati	2	3	92 N	Northern Ariz.	3	1	137 H	LSU	2	3				
				49 A	Temple	3	2					173 A	Memphis	3	1				
				49 H	Temple	2	3					173 H	Memphis	3	0				
												178 H	Fla. Atlantic	3	1				
												181 H	Seattle U	3	0				
												188 A	East Carolina	3	1				
												188 H	East Carolina	3	0				
												191 N	Western Mich.	3	0				
												198 H	Kent St.	3	1				
												212 H	Central Ark.	3	1				
												217 H	Central Mich.	3	2				
												238 N	Houston	3	0				
												247 H	Stony Brook	3	0				
												257 H	UNC Asheville	3	0				
												296 H	Stetson	3	0				
				LAST 10 GAMES															
				116 H	UConn	3	1	112 A	South Fla.	3	0								
				49 H	Temple	2	3	188 H	East Carolina	3	0								
				74 A	Tulsa	3	0	40 H	Cincinnati	2	3								
				33 A	SMU	0	3	33 H	SMU	0	3								
				173 A	Memphis	3	1	74 H	Tulsa	3	0								

Non-Div. I Games:

UCF

Average RPI Win: 180		WON-LOST	WINNING	LAST 10	STRENGTH OF		OPP. STRENGTH	TEAM	ADJ		CONF.	ADJ CONF.
Average RPI Loss: 73		RECORD	PCT. RANK	GAMES	SCHEDULE		OF SCHEDULE	RPI	RPI		RPI	RPI
DIV. I ONLY		22- 7	.75862	40	106		118	54	.5862		54	16
DIV. I NON-CONF.		8- 5	.61538	119	84		20	64	.57773		66	18
TOTALS		RPI 1-25	RPI 26-50		W-L RECORDS		RPI 51-100		RPI 101-150		RPI 150+	
22- 7		0- 3	0- 0		OVERALL		4- 1		4- 2		14- 1	
11- 2		0- 0	0- 0		HOME		2- 1		1- 1		8- 0	
8- 4		0- 3	0- 0		AWAY		1- 0		2- 0		5- 1	
3- 1		0- 0	0- 0		NEUTRAL		1- 0		1- 1		1- 0	
8- 5		0- 3	0- 0		NON-CONFERENCE		2- 0		3- 1		3- 1	
4- 0		0- 0	0- 0		HOME		1- 0		1- 0		2- 0	
1- 4		0- 3	0- 0		AWAY		0- 0		1- 0		0- 1	
3- 1		0- 0	0- 0		NEUTRAL		1- 0		1- 1		1- 0	
14- 2		0- 0	0- 0		CONFERENCE		2- 1		1- 1		11- 0	
7- 2		0- 0	0- 0		HOME		1- 1		0- 1		6- 0	
7- 0		0- 0	0- 0		AWAY		1- 0		1- 0		5- 0	
0- 0		0- 0	0- 0		NEUTRAL		0- 0		0- 0		0- 0	
RPI S	Opponent	Score	RPI S	Opponent	Score	RPI S	Opponent	Score	RPI S	Opponent	Score	
2 A	Texas	1 3				61 A	FGCU	3 0	114 A	Kennesaw St.	3 0	
15 A	Western Ky.	2 3				61 H	FGCU	0 3	114 H	Kennesaw St.	2 3	
16 A	Kentucky	0 3				61 H	FGCU	3 1	115 A	Pepperdine	3 1	
						93 H	Ole Miss	3 0	140 N	Rhode Island	3 0	
						100 N	Miami (FL)	3 1	146 H	Northwestern	3 1	
									150 N	Army West Point	1 3	
									154 N	CSUN	3 1	
									155 A	Louisville	2 3	
									157 A	North Florida	3 0	
									157 H	North Florida	3 0	
									167 H	Virginia Tech	3 0	
									179 H	Belmont	3 1	
									223 A	USC Upstate	3 2	
									223 H	USC Upstate	3 0	
									223 H	USC Upstate	3 1	
									224 A	Jacksonville	3 0	
									224 H	Jacksonville	3 0	
									296 A	Stetson	3 1	
									296 H	Stetson	3 1	
									304 A	NJIT	3 0	
									304 H	NJIT	3 0	
			LAST 10 GAMES									
			61 H	FGCU	3 1	61 A	FGCU	3 0				
			223 H	USC Upstate	3 0	304 A	NJIT	3 0				
			157 H	North Florida	3 0	223 A	USC Upstate	3 2				
			224 H	Jacksonville	3 0	114 A	Kennesaw St.	3 0				
			296 A	Stetson	3 1	179 H	Belmont	3 1				

Non-Div. I Games:

Lipscomb

Average RPI Win:	150	WON-LOST RECORD	WINNING PCT. RANK	LAST 10 GAMES	STRENGTH OF SCHEDULE	OPP. STRENGTH OF SCHEDULE	TEAM RPI	ADJ RPI	CONF. RPI	ADJ CONF. RPI	
DIV. I ONLY		17- 14	.54839 142	4- 6	24	28	55	.58604 55	1	1	
DIV. I NON-CONF.		11- 2	.84615 23	0- 0	72	161	34	.6275 34	1	1	
<hr/>											
TOTALS	RPI 1-25	RPI 26-50		W-L RECORDS	RPI 51-100		RPI 101-150		RPI 150+		
17- 14	1- 10	2- 1		OVERALL	1- 3		4- 0		9- 0		
9- 7	1- 6	2- 0		HOME	0- 1		3- 0		3- 0		
3- 7	0- 4	0- 1		AWAY	0- 2		1- 0		2- 0		
5- 0	0- 0	0- 0		NEUTRAL	1- 0		0- 0		4- 0		
<hr/>											
11- 2	0- 0	1- 0		NON-CONFERENCE	1- 2		2- 0		7- 0		
5- 1	0- 0	1- 0		HOME	0- 1		2- 0		2- 0		
1- 1	0- 0	0- 0		AWAY	0- 1		0- 0		1- 0		
5- 0	0- 0	0- 0		NEUTRAL	1- 0		0- 0		4- 0		
<hr/>											
6- 12	1- 10	1- 1		CONFERENCE	0- 1		2- 0		2- 0		
4- 6	1- 6	1- 0		HOME	0- 0		1- 0		1- 0		
2- 6	0- 4	0- 1		AWAY	0- 1		1- 0		1- 0		
0- 0	0- 0	0- 0		NEUTRAL	0- 0		0- 0		0- 0		
<hr/>											
RPI S	Opponent	Score	RPI S	Opponent	Score	RPI S	Opponent	Score	RPI S	Opponent	Score
1 H	Wisconsin	0 3	38 H	Ohio St.	3 1	57 H	Arkansas St.	1 3	108 H	Northern Ky.	3 0
3 A	Nebraska	0 3	39 H	Cleveland St.	3 0	61 A	FGCU	2 3	109 H	Marshall	3 1
3 H	Nebraska	0 3	50 A	Illinois	0 3	68 A	Iowa	0 3	146 A	Northwestern	3 0
4 A	Minnesota	0 3				77 N	Princeton	3 0	146 H	Northwestern	3 1
4 H	Minnesota	0 3							164 N	Columbia	3 0
14 H	Michigan St.	0 3							176 N	Campbell	3 2
17 A	Michigan	0 3							189 H	IUPUI	3 0
17 H	Michigan	3 1							196 N	South Ala.	3 0
22 A	Purdue	0 3							201 A	Rutgers	3 0
22 H	Purdue	2 3							201 H	Rutgers	3 1
23 H	Penn St.	0 3							225 N	Marist	3 0
									253 H	Evansville	3 0
									260 A	San Francisco	3 1
<hr/>											
			LAST 10 GAMES								
			201 A	Rutgers	3 0	4 A	Minnesota	0 3			
			22 H	Purdue	2 3	17 H	Michigan	3 1			
			3 H	Nebraska	0 3	14 H	Michigan St.	0 3			
			17 A	Michigan	0 3	146 A	Northwestern	3 0			
			38 H	Ohio St.	3 1	50 A	Illinois	0 3			

Non-Div. I Games:

Indiana

Average RPI Win: 156		WON-LOST	WINNING	LAST 10	STRENGTH OF		OPP. STRENGTH	TEAM	ADJ	CONF.	ADJ CONF.						
Average RPI Loss: 57		RECORD	PCT. RANK	GAMES	SCHEDULE		OF SCHEDULE	RPI	RPI	RPI	RPI						
DIV. I ONLY		18- 11	.62069	96	41		83	56	.58453	56	4	4					
DIV. I NON-CONF.		11- 2	.84615	23	77		190	36	.62289	36	4	4					
<hr/>																	
TOTALS		RPI 1-25		RPI 26-50		W-L RECORDS		RPI 51-100		RPI 101-150		RPI 150+					
18- 11		1- 5		1- 1		OVERALL		2- 2		4- 2		10- 1					
11- 4		1- 3		0- 0		HOME		0- 0		4- 1		6- 0					
3- 6		0- 2		0- 0		AWAY		1- 2		0- 1		2- 1					
4- 1		0- 0		1- 1		NEUTRAL		1- 0		0- 0		2- 0					
11- 2		0- 0		1- 1		NON-CONFERENCE		1- 1		3- 0		6- 0					
7- 0		0- 0		0- 0		HOME		0- 0		3- 0		4- 0					
0- 1		0- 0		0- 0		AWAY		0- 1		0- 0		0- 0					
4- 1		0- 0		1- 1		NEUTRAL		1- 0		0- 0		2- 0					
7- 9		1- 5		0- 0		CONFERENCE		1- 1		1- 2		4- 1					
4- 4		1- 3		0- 0		HOME		0- 0		1- 1		2- 0					
3- 5		0- 2		0- 0		AWAY		1- 1		0- 1		2- 1					
0- 0		0- 0		0- 0		NEUTRAL		0- 0		0- 0		0- 0					
RPI	S	Opponent		Score		RPI	S	Opponent		Score		RPI	S	Opponent		Score	
5	A	Florida		0 3		26	N	Florida St.		2 3		74	A	Tulsa		2 3	
5	H	Florida		0 3		49	N	Temple		3 1		85	A	South Carolina		3 0	
7	H	Missouri		2 3								93	A	Ole Miss		1 3	
16	H	Kentucky		0 3								95	N	South Dakota		3 1	
24	A	Texas A&M		1 3													
24	H	Texas A&M		3 2													

Non-Div. I Games:

Alabama



Average RPI Win:		193	WON-LOST RECORD		WINNING PCT. RANK	LAST 10 GAMES		STRENGTH OF SCHEDULE		OPP. STRENGTH OF SCHEDULE	TEAM RPI	ADJ RPI	CONF. RPI	ADJ CONF. RPI					
Average RPI Loss:		51																	
DIV. I ONLY			25- 8		.75758	43	9- 1		123		134	57	.58423	57	22	22			
DIV. I NON-CONF.			8- 6		.57143	138	0- 0		62		34	68	.57653	68	19	19			
TOTALS		RPI 1-25		RPI 26-50		W-L RECORDS		RPI 51-100		RPI 101-150		RPI 150+							
25- 8		0- 2		1- 3		OVERALL		5- 3		0- 0		19- 0							
9- 2		0- 0		0- 1		HOME		1- 1		0- 0		8- 0							
11- 3		0- 1		1- 0		AWAY		2- 2		0- 0		8- 0							
5- 3		0- 1		0- 2		NEUTRAL		2- 0		0- 0		3- 0							
8- 6		0- 2		0- 2		NON-CONFERENCE		4- 2		0- 0		4- 0							
2- 2		0- 0		0- 1		HOME		0- 1		0- 0		2- 0							
2- 2		0- 1		0- 0		AWAY		2- 1		0- 0		0- 0							
4- 2		0- 1		0- 1		NEUTRAL		2- 0		0- 0		2- 0							
17- 2		0- 0		1- 1		CONFERENCE		1- 1		0- 0		15- 0							
7- 0		0- 0		0- 0		HOME		1- 0		0- 0		6- 0							
9- 1		0- 0		1- 0		AWAY		0- 1		0- 0		8- 0							
1- 1		0- 0		0- 1		NEUTRAL		0- 0		0- 0		1- 0							
RPI	S	Opponent		Score		RPI	S	Opponent		Score		RPI	S	Opponent		Score			
15	N	Western Ky.		1	3	34	A	Coastal Caro.		3	2	55	A	Indiana		3	1		
25	A	TCU		2	3	34	N	Coastal Caro.		1	3	58	N	Cal Poly		3	2		
						39	N	Cleveland St.		1	3	71	N	North Carolina St.		3	0		
						46	H	Missouri St.		1	3	74	H	Tulsa		0	3		
												76	A	Saint Louis		3	1		
												82	A	Texas St.		1	3		
												82	H	Texas St.		3	0		
												93	A	Ole Miss		1	3		
														189		N	IUPUI	3	0
														196		H	South Ala.	3	0
														209		A	Little Rock	3	1
														209		H	Little Rock	3	0
														212		H	Central Ark.	3	0
														227		A	Ga. Southern	3	0
														248		A	Georgia St.	3	0
														248		N	Georgia St.	3	0
														251		N	Northwestern St.	3	0
														263		H	UT Martin	3	0
														272		H	Troy	3	0
														283		A	UL Lafayette	3	0
														283		H	UL Lafayette	3	0
														286		A	La.-Monroe	3	0
														286		H	La.-Monroe	3	0
														298		A	Appalachian St.	3	0
						LAST 10 GAMES													
						34	N	Coastal Caro.		1	3	166	H	UT Arlington		3	1		
						166	A	UT Arlington		3	0	248	A	Georgia St.		3	0		
						248	N	Georgia St.		3	0	227	A	Ga. Southern		3	0		
						209	A	Little Rock		3	1	209	H	Little Rock		3	0		
						82	H	Texas St.		3	0	272	H	Troy		3	0		

Non-Div. I Games:

Arkansas St.

Average RPI Win:	163	WON-LOST RECORD	WINNING PCT. RANK	LAST 10 GAMES	STRENGTH OF SCHEDULE	OPP. STRENGTH OF SCHEDULE	TEAM RPI	ADJ RPI	CONF. RPI	ADJ CONF. RPI
Average RPI Loss:	44									
DIV. I ONLY		17- 9	.65385 85	7- 3	67	78	62	.58189 58	13	13
DIV. I NON-CONF.		7- 4	.63636 110	0- 0	16	17	33	.63178 32	10	10
<hr/>										
TOTALS	RPI 1-25	RPI 26-50		W-L RECORDS	RPI 51-100		RPI 101-150		RPI 150+	
17- 9	1- 3	0- 2		OVERALL	4- 4		3- 0		9- 0	
4- 3	0- 0	0- 1		HOME	0- 2		0- 0		4- 0	
8- 4	0- 2	0- 1		AWAY	2- 1		2- 0		4- 0	
5- 2	1- 1	0- 0		NEUTRAL	2- 1		1- 0		1- 0	
<hr/>										
7- 4	1- 3	0- 0		NON-CONFERENCE	3- 1		2- 0		1- 0	
0- 0	0- 0	0- 0		HOME	0- 0		0- 0		0- 0	
2- 2	0- 2	0- 0		AWAY	1- 0		1- 0		0- 0	
5- 2	1- 1	0- 0		NEUTRAL	2- 1		1- 0		1- 0	
<hr/>										
10- 5	0- 0	0- 2		CONFERENCE	1- 3		1- 0		8- 0	
4- 3	0- 0	0- 1		HOME	0- 2		0- 0		4- 0	
6- 2	0- 0	0- 1		AWAY	1- 1		1- 0		4- 0	
0- 0	0- 0	0- 0		NEUTRAL	0- 0		0- 0		0- 0	
<hr/>										
RPI S	Opponent	Score		RPI S	Opponent	Score		RPI S	Opponent	Score
8 A	BYU	0	3	28 A	Hawaii	0	3	57 N	Arkansas St.	2 3
9 A	Stanford	2	3	28 H	Hawaii	1	3	66 N	Rice	3 1
15 N	Western Ky.	3	1					76 A	Saint Louis	3 1
22 N	Purdue	1	3					79 A	Long Beach St.	0 3
								79 H	Long Beach St.	1 3
								83 N	Nevada	3 1
								86 A	UC Santa Barbara	3 0
								86 H	UC Santa Barbara	0 3

Non-Div. I Games:

Cal Poly

Average RPI Win:		158	WON-LOST RECORD		WINNING PCT. RANK		LAST 10 GAMES		STRENGTH OF SCHEDULE		OPP. STRENGTH OF SCHEDULE		TEAM RPI		ADJ RPI		CONF. RPI		ADJ CONF. RPI	
DIV. I ONLY			20- 10		.66667 77		5- 5		63		103		58		.58032 59		8		8	
DIV. I NON-CONF.			10- 3		.76923 45		0- 0		121		113		60		.58374 60		12		12	
TOTALS		RPI 1-25		RPI 26-50		W-L RECORDS		RPI 51-100		RPI 101-150		RPI 150+								
20- 10		0- 1		0- 1		OVERALL		5- 5		5- 2		10- 1								
12- 0		0- 0		0- 0		HOME		5- 0		3- 0		4- 0								
4- 7		0- 0		0- 1		AWAY		0- 4		1- 2		3- 0								
4- 3		0- 1		0- 0		NEUTRAL		0- 1		1- 0		3- 1								
10- 3		0- 1		0- 1		NON-CONFERENCE		1- 0		3- 0		6- 1								
4- 0		0- 0		0- 0		HOME		1- 0		1- 0		2- 0								
2- 1		0- 0		0- 1		AWAY		0- 0		1- 0		1- 0								
4- 2		0- 1		0- 0		NEUTRAL		0- 0		1- 0		3- 1								
10- 7		0- 0		0- 0		CONFERENCE		4- 5		2- 2		4- 0								
8- 0		0- 0		0- 0		HOME		4- 0		2- 0		2- 0								
2- 6		0- 0		0- 0		AWAY		0- 4		0- 2		2- 0								
0- 1		0- 0		0- 0		NEUTRAL		0- 1		0- 0		0- 0								
RPI S	Opponent		Score		RPI S	Opponent		Score		RPI S	Opponent		Score		RPI S	Opponent		Score		
23 N	Penn St.		1	3	32 A	UNLV		0	3	51 A	James Madison		1	3	104 A	Col. of Charleston		1	3	
										51 H	James Madison		3	0	104 H	Col. of Charleston		3	1	
										73 A	Towson		0	3	106 A	UNCW		1	3	
										73 H	Towson		3	1	106 H	UNCW		3	2	
										73 N	Towson		0	3	110 N	Sacramento St.		3	1	
										87 H	American		3	0	142 H	Seton Hall		3	2	
										89 A	Delaware		1	3	150 A	Army West Point		3	1	
										89 H	Delaware		3	0	154 N	CSUN		2	3	
										97 A	Northeastern		0	3	158 N	CSU Bakersfield		3	1	
										97 H	Northeastern		3	2	185 A	Elon		3	2	
															185 H	Elon		3	0	
															187 N	Valparaiso		3	2	
															220 A	Syracuse		3	0	
															230 A	William & Mary		3	0	
															230 H	William & Mary		3	1	
															234 H	Fort Wayne		3	2	
															247 H	Stony Brook		3	0	
															270 N	Siena		3	0	
				LAST 10 GAMES																

Non-Div. I Games:

Hofstra

Duke				Through Games Of Nov. 20, 2016															
Average RPI Win: 167		WON-LOST RECORD		WINNING PCT. RANK		LAST 10 GAMES		STRENGTH OF SCHEDULE		OPP. STRENGTH OF SCHEDULE		TEAM RPI		ADJ RPI		CONF. RPI		ADJ CONF. RPI	
DIV. I ONLY		21- 7		.75 44		8- 2		153		64		61		.58032 59		10		9	
DIV. I NON-CONF.		6- 3		.66667 85		0- 0		110		56		78		.5683 78		6		6	
TOTALS		RPI 1-25		RPI 26-50		W-L RECORDS		RPI 51-100		RPI 101-150		RPI 150+							
21- 7		0- 2		2- 2		OVERALL		2- 3		2- 0		15- 0							
13- 4		0- 2		1- 2		HOME		2- 0		2- 0		8- 0							
7- 3		0- 0		1- 0		AWAY		0- 3		0- 0		6- 0							
1- 0		0- 0		0- 0		NEUTRAL		0- 0		0- 0		1- 0							
6- 3		0- 1		0- 0		NON-CONFERENCE		0- 2		2- 0		4- 0							
5- 1		0- 1		0- 0		HOME		0- 0		2- 0		3- 0							
0- 2		0- 0		0- 0		AWAY		0- 2		0- 0		0- 0							
1- 0		0- 0		0- 0		NEUTRAL		0- 0		0- 0		1- 0							
15- 4		0- 1		2- 2		CONFERENCE		2- 1		0- 0		11- 0							
8- 3		0- 1		1- 2		HOME		2- 0		0- 0		5- 0							
7- 1		0- 0		1- 0		AWAY		0- 1		0- 0		6- 0							
0- 0		0- 0		0- 0		NEUTRAL		0- 0		0- 0		0- 0							
RPI S	Opponent		Score		RPI S	Opponent		Score		RPI S	Opponent		Score		RPI S	Opponent		Score	
10 H	North Carolina		1 3		26 H	Florida St.		1 3		64 A	Notre Dame		1 3		106 H	UNCW		3 2	
25 H	TCU		2 3		37 A	Pittsburgh		3 0		64 H	Notre Dame		3 1		137 H	LSU		3 0	
					37 H	Pittsburgh		3 1		65 A	Loyola Marymount		0 3		155 A	Louisville		3 0	
					47 H	Georgia Tech		1 3		79 A	Long Beach St.		2 3		155 H	Louisville		3 0	
										100 H	Miami (FL)		3 2		156 H	UNCG		3 0	
															167 A	Virginia Tech		3 0	
															167 H	Virginia Tech		3 1	
															176 H	Campbell		3 0	
															200 N	Harvard		3 0	
															220 A	Syracuse		3 1	
															226 H	Clemson		3 0	
															229 A	Virginia		3 2	
															229 H	Virginia		3 1	
															231 A	Boston College		3 1	
															238 A	Wake Forest		3 2	
															238 H	Wake Forest		3 1	
															240 H	Eastern Ky.		3 2	
				LAST 10 GAMES															
															100 H	Miami (FL)		3 2	
															26 H	Florida St.		1 3	
															37 A	Pittsburgh		3 0	
															167 A	Virginia Tech		3 0	
															64 H	Notre Dame		3 1	
															155 H	Louisville		3 0	
															220 A	Syracuse		3 1	
															231 A	Boston College		3 1	
															47 H	Georgia Tech		1 3	
															226 H	Clemson		3 0	

Non-Div. I Games:

Duke

Average RPI Win: 199		WON-LOST RECORD		WINNING PCT. RANK		LAST 10 GAMES		STRENGTH OF SCHEDULE		OPP. STRENGTH OF SCHEDULE		TEAM RPI		ADJ RPI		CONF. RPI		ADJ CONF. RPI	
DIV. I ONLY		27- 6		.81818 21		7- 3		171		159		59		.5789 61		16		19	
DIV. I NON-CONF.		14- 2		.875 19		1- 0		150		145		50		.59826 51		18		18	
TOTALS		RPI 1-25		RPI 26-50		W-L RECORDS		RPI 51-100		RPI 101-150		RPI 150+							
27- 6		0- 1		0- 0		OVERALL		4- 3		4- 1		19- 1							
14- 1		0- 0		0- 0		HOME		2- 1		1- 0		11- 0							
8- 3		0- 0		0- 0		AWAY		1- 1		1- 1		6- 1							
5- 2		0- 1		0- 0		NEUTRAL		1- 1		2- 0		2- 0							
14- 2		0- 1		0- 0		NON-CONFERENCE		3- 1		2- 0		9- 0							
8- 0		0- 0		0- 0		HOME		2- 0		0- 0		6- 0							
3- 0		0- 0		0- 0		AWAY		0- 0		1- 0		2- 0							
3- 2		0- 1		0- 0		NEUTRAL		1- 1		1- 0		1- 0							
13- 4		0- 0		0- 0		CONFERENCE		1- 2		2- 1		10- 1							
6- 1		0- 0		0- 0		HOME		0- 1		1- 0		5- 0							
5- 3		0- 0		0- 0		AWAY		1- 1		0- 1		4- 1							
2- 0		0- 0		0- 0		NEUTRAL		0- 0		1- 0		1- 0							
RPI	S	Opponent		Score		RPI	S	Opponent		Score		RPI	S	Opponent		Score			
15	N	Western Ky.		1	3			54	A	Lipscomb	1 3	114	A	Kennesaw St.		1 3			
								54	A	Lipscomb	3 0	114	H	Kennesaw St.		3 2			
								54	H	Lipscomb	0 3	114	N	Kennesaw St.		3 2			
								55	H	Indiana	3 2	123	N	UTRGV		3 0			
								70	N	Villanova	0 3	132	A	Ohio		3 0			
								89	H	Delaware	3 0	153	H	VCU		3 0			
								91	N	Tulane	3 0	157	A	North Florida		2 3			
												157	H	North Florida		3 0			
												178	A	Fla. Atlantic		3 2			
												196	H	South Ala.		3 1			
												223	A	USC Upstate		3 2			
												223	H	USC Upstate		3 0			
												224	A	Jacksonville		3 0			
												224	H	Jacksonville		3 0			
												224	N	Jacksonville		3 1			
												225	H	Marist		3 0			
												236	H	FIU		3 1			
												245	N	Abilene Christian		3 1			
												279	A	Bethune-Cookman		3 0			
												279	H	Bethune-Cookman		3 1			
												296	A	Stetson		3 0			
												296	H	Stetson		3 0			
												304	A	NJIT		3 0			
												304	H	NJIT		3 0			
												324	H	New Orleans		3 0			
LAST 10 GAMES																			
						54	A	Lipscomb	1 3	114	H	Kennesaw St.	3 2						
						114	N	Kennesaw St.	3 2	54	H	Lipscomb	0 3	304	H	NJIT	3 0		
						224	N	Jacksonville	3 1	224	A	Jacksonville	3 0	324	H	New Orleans	3 0		
						304	A	NJIT	3 0	157	A	North Florida	2 3						
						223	A	USC Upstate	3 2	279	H	Bethune-Cookman	3 1						

Non-Div. I Games:

FGCU

[illegible]

**Non-Div. I Games:**

A&M-Corpus Christi

Average RPI Win:	175	WON-LOST RECORD	WINNING PCT. RANK	LAST 10 GAMES	STRENGTH OF SCHEDULE	OPP. STRENGTH OF SCHEDULE	TEAM RPI	ADJ RPI	CONF. RPI	ADJ CONF. RPI			
Average RPI Loss:	63												
DIV. I ONLY	21- 11	.65625	80	6- 4	66	109	66	.57766	63	12	11		
DIV. I NON-CONF.	9- 5	.64286	105	0- 0	44	92	47	.60004	49	11	11		
<hr/>													
TOTALS	RPI 1-25	RPI 26-50		W-L RECORDS	RPI 51-100		RPI 101-150		RPI 150+				
21- 11	0- 2	3- 5		OVERALL	2- 2		2- 0		14- 2				
9- 4	0- 0	1- 2		HOME	2- 1		1- 0		5- 1				
8- 5	0- 1	1- 3		AWAY	0- 0		1- 0		6- 1				
4- 2	0- 1	1- 0		NEUTRAL	0- 1		0- 0		3- 0				
<hr/>													
9- 5	0- 2	1- 1		NON-CONFERENCE	2- 2		0- 0		6- 0				
3- 1	0- 0	0- 0		HOME	2- 1		0- 0		1- 0				
2- 2	0- 1	0- 1		AWAY	0- 0		0- 0		2- 0				
4- 2	0- 1	1- 0		NEUTRAL	0- 1		0- 0		3- 0				
<hr/>													
12- 6	0- 0	2- 4		CONFERENCE	0- 0		2- 0		8- 2				
6- 3	0- 0	1- 2		HOME	0- 0		1- 0		4- 1				
6- 3	0- 0	1- 2		AWAY	0- 0		1- 0		4- 1				
0- 0	0- 0	0- 0		NEUTRAL	0- 0		0- 0		0- 0				
<hr/>													
RPI S	Opponent	Score	RPI S	Opponent	Score	RPI S	Opponent	Score	RPI S	Opponent	Score		
14 N	Michigan St.	0 3	27 A	Dayton	0 3	53 H	UCF	3 2	127 A	Illinois St.	3 2		
15 A	Western Ky.	1 3	35 A	Wichita St.	0 3	65 N	Loyola Marymount	0 3	127 H	Illinois St.	3 1		
			35 H	Wichita St.	0 3	92 H	Northern Ariz.	1 3	159 A	Loyola Chicago	1 3		
			40 N	Cincinnati	3 2	96 H	Murray St.	3 0	159 H	Loyola Chicago	1 3		
			44 A	UNI	1 3				177 N	Duquesne	3 0		
			44 H	UNI	3 2				186 A	Drake	3 1		
			46 A	Missouri St.	3 2				186 H	Drake	3 1		
			46 H	Missouri St.	2 3				189 A	IUPUI	3 1		
									191 H	Western Mich.	3 0		
									213 N	Youngstown St.	3 1		
									217 N	Central Mich.	3 0		
									228 A	Indiana St.	3 1		
									228 H	Indiana St.	3 0		
									253 A	Evansville	3 2		
									253 H	Evansville	3 0		
									265 A	Bradley	3 0		
									265 H	Bradley	3 0		
									293 A	Southeast Mo. St.	3 0		
<hr/>													
LAST 10 GAMES													
46 H Missouri St.						2	3	265 H Bradley				3	0
35 H Wichita St.						0	3	159 H Loyola Chicago				1	3
253 A Evansville						3	2	44 A UNI				1	3
228 A Indiana St.						3	1	186 A Drake				3	1
127 A Illinois St.						3	2	253 H Evansville				3	0

Non-Div. I Games:

Southern Ill.

Average RPI Win:		155	WON-LOST RECORD		WINNING PCT. RANK		LAST 10 GAMES		STRENGTH OF SCHEDULE		OPP. STRENGTH OF SCHEDULE		TEAM RPI		ADJ RPI		CONF. RPI		ADJ CONF. RPI	
Average RPI Loss:		70																		
DIV. I ONLY			20- 10		.66667 77		4- 6		86		76		64		.57761 64		10		9	
DIV. I NON-CONF.			9- 3		.75 50		0- 0		39		84		32		.62899 33		6		6	
TOTALS		RPI 1-25		RPI 26-50		W-L RECORDS		RPI 51-100		RPI 101-150		RPI 150+								
20- 10		0- 3		2- 3		OVERALL		4- 2		3- 0		11- 2								
8- 6		0- 2		1- 2		HOME		2- 1		1- 0		4- 1								
8- 4		0- 1		1- 1		AWAY		1- 1		1- 0		5- 1								
4- 0		0- 0		0- 0		NEUTRAL		1- 0		1- 0		2- 0								
9- 3		0- 2		1- 1		NON-CONFERENCE		1- 0		3- 0		4- 0								
4- 2		0- 1		1- 1		HOME		0- 0		1- 0		2- 0								
1- 1		0- 1		0- 0		AWAY		0- 0		1- 0		0- 0								
4- 0		0- 0		0- 0		NEUTRAL		1- 0		1- 0		2- 0								
11- 7		0- 1		1- 2		CONFERENCE		3- 2		0- 0		7- 2								
4- 4		0- 1		0- 1		HOME		2- 1		0- 0		2- 1								
7- 3		0- 0		1- 1		AWAY		1- 1		0- 0		5- 1								
0- 0		0- 0		0- 0		NEUTRAL		0- 0		0- 0		0- 0								
RPI S	Opponent		Score		RPI S	Opponent		Score		RPI S	Opponent		Score		RPI S	Opponent		Score		
10 H	North Carolina		2 3		26 H	Florida St.		1 3		59 A	Duke		1 3		130 N	DePaul		3 2		
14 A	Michigan St.		0 3		34 H	Coastal Caro.		0 3		59 H	Duke		3 1		140 A	Rhode Island		3 1		
22 H	Purdue		1 3		37 A	Pittsburgh		3 0		71 H	North Carolina St.		3 0		142 H	Seton Hall		3 0		
					39 H	Cleveland St.		3 0		90 N	San Diego St.		3 0		155 A	Louisville		1 3		
					47 A	Georgia Tech		0 3		100 A	Miami (FL)		3 0		155 H	Louisville		3 0		
										100 H	Miami (FL)		2 3		160 H	Howard		3 2		
															167 A	Virginia Tech		3 0		
															191 H	Western Mich.		3 0		
															210 N	UMES		3 0		
															220 A	Syracuse		3 0		
															226 A	Clemson		3 0		
															229 H	Virginia		2 3		
															231 A	Boston College		3 0		
															238 A	Wake Forest		3 0		
															238 H	Wake Forest		3 1		
															247 N	Stony Brook		3 0		
LAST 10 GAMES																				
					47 A	Georgia Tech		0 3		238 A	Wake Forest		3 0							
					226 A	Clemson		3 0		26 H	Florida St.		1 3							
					229 H	Virginia		2 3		100 H	Miami (FL)		2 3							
					155 A	Louisville		1 3		167 A	Virginia Tech		3 0							
					59 A	Duke		1 3		37 A	Pittsburgh		3 0							

Non-Div. I Games:

Notre Dame



Average RPI Win:	148	WON-LOST	WINNING	LAST 10	STRENGTH OF	OPP. STRENGTH	TEAM	ADJ	CONF.	ADJ CONF.	
Average RPI Loss:	60	RECORD	PCT. RANK	GAMES	SCHEDULE	OF SCHEDULE	RPI	RPI	RPI	RPI	
DIV. I ONLY	19- 10	.65517	82	6- 4	81	68	65	.57706	65	5	5
DIV. I NON-CONF.	9- 3	.75	50	0- 0	67	105	44	.61073	46	5	5
<hr/>											
TOTALS	RPI 1-25	RPI 26-50		W-L RECORDS	RPI 51-100		RPI 101-150		RPI 150+		
19- 10	0- 4	1- 0		OVERALL	5- 4		5- 2		8- 0		
8- 5	0- 2	0- 0		HOME	2- 2		2- 1		4- 0		
7- 5	0- 2	1- 0		AWAY	2- 2		2- 1		2- 0		
4- 0	0- 0	0- 0		NEUTRAL	1- 0		1- 0		2- 0		
<hr/>											
9- 3	0- 1	1- 0		NON-CONFERENCE	2- 1		2- 1		4- 0		
4- 1	0- 1	0- 0		HOME	1- 0		1- 0		2- 0		
1- 2	0- 0	1- 0		AWAY	0- 1		0- 1		0- 0		
4- 0	0- 0	0- 0		NEUTRAL	1- 0		1- 0		2- 0		
<hr/>											
10- 7	0- 3	0- 0		CONFERENCE	3- 3		3- 1		4- 0		
4- 4	0- 1	0- 0		HOME	1- 2		1- 1		2- 0		
6- 3	0- 2	0- 0		AWAY	2- 1		2- 0		2- 0		
0- 0	0- 0	0- 0		NEUTRAL	0- 0		0- 0		0- 0		
<hr/>											
RPI S	Opponent	Score	RPI S	Opponent	Score	RPI S	Opponent	Score	RPI S	Opponent	Score
8 A	BYU	2 3	27 A	Dayton	3 0	59 H	Duke	3 0	107 A	Denver	1 3
12 H	UCLA	1 3				63 N	Southern Ill.	3 0	115 A	Pepperdine	3 0
13 A	San Diego	1 3				79 A	Long Beach St.	0 3	115 H	Pepperdine	3 1
13 H	San Diego	2 3				80 A	Gonzaga	3 0	124 A	Santa Clara	3 0
						80 H	Gonzaga	2 3	124 H	Santa Clara	1 3
						84 A	Pacific	2 3	127 H	Illinois St.	3 1
						84 H	Pacific	2 3	138 N	Utah St.	3 0
						88 A	Portland	3 0	161 A	St. Mary's (CA)	3 1
						88 H	Portland	3 0	161 H	St. Mary's (CA)	3 0
									200 H	Harvard	3 0
									213 N	Youngstown St.	3 0
									259 N	Montana St.	3 0
									260 A	San Francisco	3 0
									260 H	San Francisco	3 0
									273 H	Niagara	3 1
<hr/>											
LAST 10 GAMES											
115 H Pepperdine						161 H St. Mary's (CA)					
124 H Santa Clara						84 H Pacific					
260 H San Francisco						8 A BYU					
88 A Portland						13 A San Diego					
80 A Gonzaga						260 A San Francisco					

**Non-Div. I Games:**

Loyola Marymount



Average RPI Win: 175		WON-LOST RECORD		WINNING PCT. RANK		LAST 10 GAMES		STRENGTH OF SCHEDULE		OPP. STRENGTH OF SCHEDULE		TEAM RPI		ADJ RPI		CONF. RPI		ADJ CONF. RPI	
DIV. I ONLY		20- 8		.71429 60		6- 4		124		100		67		.57536 67		14		14	
DIV. I NON-CONF.		9- 3		.75 50		0- 0		112		30		54		.59436 54		16		16	
TOTALS		RPI 1-25		RPI 26-50		W-L RECORDS		RPI 51-100		RPI 101-150		RPI 150+							
20- 8		0- 3		2- 0		OVERALL		3- 2		2- 2		13- 1							
9- 1		0- 1		1- 0		HOME		2- 0		1- 0		5- 0							
6- 4		0- 1		1- 0		AWAY		1- 1		0- 1		4- 1							
5- 3		0- 1		0- 0		NEUTRAL		0- 1		1- 1		4- 0							
9- 3		0- 1		2- 0		NON-CONFERENCE		2- 1		1- 1		4- 0							
3- 0		0- 0		1- 0		HOME		1- 0		0- 0		1- 0							
2- 1		0- 1		1- 0		AWAY		1- 0		0- 0		0- 0							
4- 2		0- 0		0- 0		NEUTRAL		0- 1		1- 1		3- 0							
11- 5		0- 2		0- 0		CONFERENCE		1- 1		1- 1		9- 1							
6- 1		0- 1		0- 0		HOME		1- 0		1- 0		4- 0							
4- 3		0- 0		0- 0		AWAY		0- 1		0- 1		4- 1							
1- 1		0- 1		0- 0		NEUTRAL		0- 0		0- 0		1- 0							
RPI S	Opponent		Score		RPI S	Opponent		Score		RPI S	Opponent		Score		RPI S	Opponent		Score	
2	A	Texas	0	3	33	A	SMU	3	1	66	A	Rice	0	3	101	H	Southern Miss.	3	0
15	H	Western Ky.	1	3	35	H	Wichita St.	3	2	66	H	Rice	3	0	109	A	Marshall	2	3
15	N	Western Ky.	1	3						82	H	Texas St.	3	1	132	N	Ohio	3	1
										99	A	Oklahoma	3	2	150	N	Army West Point	0	3
										100	N	Miami (FL)	2	3	152	H	Texas Tech	3	0
															178	H	Fla. Atlantic	3	0
															178	N	Fla. Atlantic	3	1
															182	H	North Texas	3	2
															209	N	Little Rock	3	0
															216	A	UTEP	3	2
															216	H	UTEP	3	2
															236	H	FIU	3	2
															256	A	Louisiana Tech	0	3
															267	N	Lamar University	3	0
															276	N	Montana	3	0
															277	A	UAB	3	1
															278	A	Middle Tenn.	3	1
															281	A	Charlotte	3	1
				LAST 10 GAMES															
				15	N	Western Ky.	1	3	178	H	Fla. Atlantic	3	0						
				178	N	Fla. Atlantic	3	1	256	A	Louisiana Tech	0	3						
				66	A	Rice	0	3	277	A	UAB	3	1						
				281	A	Charlotte	3	1	15	H	Western Ky.	1	3						
				236	H	FIU	3	2	66	H	Rice	3	0						

Non-Div. I Games:

UTSA

Iowa				Through Games Of Nov. 20, 2016								
Average RPI Win:	150	WON-LOST RECORD	WINNING PCT. RANK	LAST 10 GAMES	STRENGTH OF SCHEDULE	OPP. STRENGTH OF SCHEDULE	TEAM RPI	ADJ RPI	CONF. RPI	ADJ CONF. RPI		
DIV. I ONLY		19- 11	.63333 92	4- 6	103	18	68	.57385 68	1	1		
DIV. I NON-CONF.		10- 2	.83333 27	0- 0	185	101	66	.57681 67	1	1		
<hr/>												
TOTALS	RPI 1-25	RPI 26-50		W-L RECORDS	RPI 51-100		RPI 101-150		RPI 150+			
19- 11	1- 8	1- 2		OVERALL	3- 0		7- 1		7- 0			
11- 4	1- 3	1- 0		HOME	2- 0		4- 1		3- 0			
4- 7	0- 5	0- 2		AWAY	1- 0		2- 0		1- 0			
4- 0	0- 0	0- 0		NEUTRAL	0- 0		1- 0		3- 0			
<hr/>												
10- 2	0- 0	0- 1		NON-CONFERENCE	2- 0		3- 1		5- 0			
5- 1	0- 0	0- 0		HOME	1- 0		2- 1		2- 0			
1- 1	0- 0	0- 1		AWAY	1- 0		0- 0		0- 0			
4- 0	0- 0	0- 0		NEUTRAL	0- 0		1- 0		3- 0			
<hr/>												
9- 9	1- 8	1- 1		CONFERENCE	1- 0		4- 0		2- 0			
6- 3	1- 3	1- 0		HOME	1- 0		2- 0		1- 0			
3- 6	0- 5	0- 1		AWAY	0- 0		2- 0		1- 0			
0- 0	0- 0	0- 0		NEUTRAL	0- 0		0- 0		0- 0			
<hr/>												
RPI S	Opponent	Score	RPI S	Opponent	Score	RPI S	Opponent	Score	RPI S	Opponent	Score	
1 H	Wisconsin	0 3	30 A	Iowa St.	0 3	52 A	Northern Ill.	3 0	117 H	Butler	0 3	
3 A	Nebraska	0 3	38 A	Ohio St.	0 3	55 H	Indiana	3 0	119 H	Oakland	3 0	
3 H	Nebraska	0 3	50 H	Illinois	3 2	95 H	South Dakota	3 0	130 N	DePaul	3 0	
4 H	Minnesota	2 3							131 H	Arizona St.	3 0	
14 A	Michigan St.	0 3							141 A	Maryland	3 0	
17 A	Michigan	1 3							141 H	Maryland	3 0	
22 A	Purdue	1 3							146 A	Northwestern	3 0	
22 H	Purdue	3 2							146 H	Northwestern	3 1	
23 A	Penn St.	0 3							159 N	Loyola Chicago	3 1	
									201 A	Rutgers	3 0	
									201 H	Rutgers	3 1	
									204 N	North Dakota St.	3 0	
									267 H	Lamar University	3 0	
									276 N	Montana	3 0	
									317 H	Western Ill.	3 1	
<hr/>												
LAST 10 GAMES												
3 H Nebraska					0 3	201 A Rutgers					3 0	
201 H Rutgers					3 1	50 H Illinois					3 2	
22 A Purdue					1 3	146 H Northwestern					3 1	
3 A Nebraska					0 3	1 H Wisconsin					0 3	
23 A Penn St.					0 3	4 H Minnesota					2 3	

Non-Div. I Games:

Iowa

Average RPI Win:	156	WON-LOST RECORD	WINNING PCT. RANK	LAST 10 GAMES	STRENGTH OF SCHEDULE	OPP. STRENGTH OF SCHEDULE	TEAM RPI	ADJ RPI	CONF. RPI	ADJ CONF. RPI	
DIV. I ONLY		19- 12	.6129 106	8- 2	62	73	69	.57236 69	9	10	
DIV. I NON-CONF.		6- 7	.46154 190	0- 0	69	39	104	.5431 104	8	8	
<hr/>											
TOTALS	RPI 1-25	RPI 26-50		W-L RECORDS	RPI 51-100		RPI 101-150		RPI 150+		
19- 12	0- 4	2- 4		OVERALL	1- 1		8- 1		8- 2		
7- 2	0- 1	1- 0		HOME	0- 1		3- 0		3- 0		
6- 8	0- 2	0- 4		AWAY	1- 0		2- 1		3- 1		
6- 2	0- 1	1- 0		NEUTRAL	0- 0		3- 0		2- 1		
6- 7	0- 2	1- 3		NON-CONFERENCE	0- 0		3- 0		2- 2		
0- 0	0- 0	0- 0		HOME	0- 0		0- 0		0- 0		
0- 5	0- 1	0- 3		AWAY	0- 0		0- 0		0- 1		
6- 2	0- 1	1- 0		NEUTRAL	0- 0		3- 0		2- 1		
13- 5	0- 2	1- 1		CONFERENCE	1- 1		5- 1		6- 0		
7- 2	0- 1	1- 0		HOME	0- 1		3- 0		3- 0		
6- 3	0- 1	0- 1		AWAY	1- 0		2- 1		3- 0		
0- 0	0- 0	0- 0		NEUTRAL	0- 0		0- 0		0- 0		
RPI S	Opponent	Score	RPI S	Opponent	Score	RPI S	Opponent	Score	RPI S	Opponent	Score
6 N	Kansas	2 3	27 A	Dayton	1 3	70 A	Villanova	3 1	105 N	Tennessee	3 1
18 A	Creighton	0 3	36 A	Marquette	0 3	70 H	Villanova	1 3	117 A	Butler	3 2
18 H	Creighton	0 3	36 H	Marquette	3 1				117 H	Butler	3 2
22 A	Purdue	0 3	42 A	Miami (OH)	1 3				130 A	DePaul	3 1
			46 N	Missouri St.	3 2				130 H	DePaul	3 1
			50 A	Illinois	1 3				142 A	Seton Hall	1 3
									142 H	Seton Hall	3 1
									146 N	Northwestern	3 0
									149 N	Milwaukee	3 1
									151 N	Chattanooga	1 3
									163 N	Arkansas	3 1
									171 A	St. John's (NY)	3 1
									171 H	St. John's (NY)	3 1
									191 A	Western Mich.	1 3
									235 A	Georgetown	3 0
									235 H	Georgetown	3 0
									249 A	Providence	3 1
									249 H	Providence	3 0
									300 N	Southeastern La.	3 0
			LAST 10 GAMES								
			36 H	Marquette	3 1	249 A	Providence	3 1			
			130 H	DePaul	3 1	117 H	Butler	3 2			
			235 A	Georgetown	3 0	142 H	Seton Hall	3 1			
			70 A	Villanova	3 1	171 H	St. John's (NY)	3 1			
			18 A	Creighton	0 3	70 H	Villanova	1 3			

Non-Div. I Games:

Xavier

Average RPI Win:		162	WON-LOST RECORD		WINNING PCT. RANK		LAST 10 GAMES		STRENGTH OF SCHEDULE		OPP. STRENGTH OF SCHEDULE		TEAM RPI		ADJ RPI		CONF. RPI		ADJ CONF. RPI		
DIV. I ONLY		18- 13			.58065	125	5- 5		44		113		70		.5686		70	9		10	
DIV. I NON-CONF.		9- 4			.69231	74	0- 0		28		157		39		.6193		40	8		8	
TOTALS		RPI 1-25		RPI 26-50		W-L RECORDS		RPI 51-100		RPI 101-150		RPI 150+									
18- 13		0- 4		1- 2		OVERALL		3- 1		4- 4		10- 2									
5- 5		0- 1		0- 1		HOME		0- 1		2- 1		3- 1									
9- 6		0- 2		1- 0		AWAY		1- 0		2- 3		5- 1									
4- 2		0- 1		0- 1		NEUTRAL		2- 0		0- 0		2- 0									
9- 4		0- 2		0- 1		NON-CONFERENCE		2- 0		2- 0		5- 1									
1- 0		0- 0		0- 0		HOME		0- 0		0- 0		1- 0									
4- 2		0- 1		0- 0		AWAY		0- 0		2- 0		2- 1									
4- 2		0- 1		0- 1		NEUTRAL		2- 0		0- 0		2- 0									
9- 9		0- 2		1- 1		CONFERENCE		1- 1		2- 4		5- 1									
4- 5		0- 1		0- 1		HOME		0- 1		2- 1		2- 1									
5- 4		0- 1		1- 0		AWAY		1- 0		0- 3		3- 0									
0- 0		0- 0		0- 0		NEUTRAL		0- 0		0- 0		0- 0									
RPI	S	Opponent		Score		RPI	S	Opponent		Score		RPI	S	Opponent		Score					
11	A	Washington		0	3	36	A	Marquette		3	1	51	N	James Madison		3	0				
15	N	Western Ky.		0	3	36	H	Marquette		0	3	61	N	FGCU		3	0				
18	A	Creighton		2	3	49	N	Temple		0	3	69	A	Xavier		3	1				
18	H	Creighton		1	3							69	H	Xavier		1	3				
														117 A Butler		1	3				
														117 H Butler		0	3				
														122 A Fairfield		3	0				
														130 A DePaul		1	3				
														130 H DePaul		3	0				
														132 A Ohio		3	0				
														142 A Seton Hall		2	3				
														142 H Seton Hall		3	0				
														162 N Sacred Heart		3	0				
														171 A St. John's (NY)		3	2				
														171 H St. John's (NY)		3	1				
														181 A Seattle U		1	3				
														205 N Idaho		3	0				
														218 A Penn		3	0				
														235 A Georgetown		3	1				
														235 H Georgetown		0	3				
														244 H Lehigh		3	0				
														249 A Providence		3	1				
														249 H Providence		3	0				
														262 A La Salle		3	1				
						LAST 10 GAMES															
						18 A Creighton		2	3							171 A St. John's (NY)		3	2		
						249 A Providence		3	1							130 H DePaul		3	0		
						117 H Butler		0	3							36 H Marquette		0	3		
						69 H Xavier		1	3							235 A Georgetown		3	1		
						142 A Seton Hall		2	3							69 A Xavier		3	1		

**Non-Div. I Games:**

Villanova

Average RPI Win:	163	WON-LOST RECORD	WINNING PCT. RANK	LAST 10 GAMES	STRENGTH OF SCHEDULE	OPP. STRENGTH OF SCHEDULE	TEAM RPI	ADJ RPI	CONF. RPI	ADJ CONF. RPI	
DIV. I ONLY		18- 12	.6 111	7- 3	76	55	74	.56727	71	10	9
DIV. I NON-CONF.		7- 5	.58333 129	0- 0	66	67	74	.57327	70	6	6
<hr/>											
TOTALS	RPI 1-25	RPI 26-50		W-L RECORDS	RPI 51-100		RPI 101-150		RPI 150+		
18- 12	0- 3	3- 4		OVERALL	3- 3		0- 2		12- 0		
8- 5	0- 1	1- 2		HOME	2- 0		0- 2		5- 0		
6- 6	0- 2	1- 2		AWAY	1- 2		0- 0		4- 0		
4- 1	0- 0	1- 0		NEUTRAL	0- 1		0- 0		3- 0		
<hr/>											
7- 5	0- 1	2- 0		NON-CONFERENCE	1- 2		0- 2		4- 0		
3- 2	0- 0	1- 0		HOME	1- 0		0- 2		1- 0		
0- 2	0- 1	0- 0		AWAY	0- 1		0- 0		0- 0		
4- 1	0- 0	1- 0		NEUTRAL	0- 1		0- 0		3- 0		
<hr/>											
11- 7	0- 2	1- 4		CONFERENCE	2- 1		0- 0		8- 0		
5- 3	0- 1	0- 2		HOME	1- 0		0- 0		4- 0		
6- 4	0- 1	1- 2		AWAY	1- 1		0- 0		4- 0		
0- 0	0- 0	0- 0		NEUTRAL	0- 0		0- 0		0- 0		
<hr/>											
RPI S	Opponent	Score	RPI S	Opponent	Score	RPI S	Opponent	Score	RPI S	Opponent	Score
10 A	North Carolina	0 <span>3</span>	26 A	Florida St.	3 2	57 N	Arkansas St.	0 <span>3</span>	106 H	UNCW	1 <span>3</span>
10 H	North Carolina	2 <span>3</span>	26 H	Florida St.	1 <span>3</span>	64 A	Notre Dame	0 <span>3</span>	111 H	High Point	1 <span>3</span>
25 A	TCU	0 <span>3</span>	29 N	Boise St.	3 1	89 H	Delaware	3 0	155 A	Louisville	3 0
			33 H	SMU	3 2	93 A	Ole Miss	2 <span>3</span>	166 N	UT Arlington	3 1
			37 A	Pittsburgh	2 <span>3</span>	100 A	Miami (FL)	3 1	167 A	Virginia Tech	3 0
			47 A	Georgia Tech	0 <span>3</span>	100 H	Miami (FL)	3 1	176 H	Campbell	3 1
			47 H	Georgia Tech	2 <span>3</span>				220 A	Syracuse	3 0
									220 H	Syracuse	3 2
									226 A	Clemson	3 0
									226 H	Clemson	3 0
									229 H	Virginia	3 2
									231 H	Boston College	3 1
									251 N	Northwestern St.	3 0
									282 N	McNeese	3 0
<hr/>											
LAST 10 GAMES											
			229 H	Virginia	3 2	26 A	Florida St.	3 2			
			10 A	North Carolina	0 <span>3</span>	167 A	Virginia Tech	3 0			
			226 H	Clemson	3 0	37 A	Pittsburgh	2 <span>3</span>			
			47 H	Georgia Tech	2 <span>3</span>	231 H	Boston College	3 1			
			100 A	Miami (FL)	3 1	220 H	Syracuse	3 2			

Non-Div. I Games:

North Carolina St.

Average RPI Win: 159		WON-LOST RECORD		WINNING PCT. RANK		LAST 10 GAMES		STRENGTH OF SCHEDULE		OPP. STRENGTH OF SCHEDULE		TEAM RPI		ADJ RPI		CONF. RPI		ADJ CONF. RPI	
Average RPI Loss: 58		18- 12		.6 111		6- 4		70		61		72		.56688 72		7		7	
DIV. I ONLY		7- 6		.53846 157		0- 0		101		45		107		.54068 110		7		7	
DIV. I NON-CONF.																			
TOTALS		RPI 1-25		RPI 26-50		W-L RECORDS		RPI 51-100		RPI 101-150		RPI 150+							
18- 12		0- 3		2- 4		OVERALL		1- 3		6- 2		9- 0							
11- 2		0- 0		2- 1		HOME		1- 1		4- 0		4- 0							
5- 6		0- 1		0- 2		AWAY		0- 2		2- 1		3- 0							
2- 4		0- 2		0- 1		NEUTRAL		0- 0		0- 1		2- 0							
7- 6		0- 3		0- 2		NON-CONFERENCE		0- 0		1- 1		6- 0							
4- 0		0- 0		0- 0		HOME		0- 0		1- 0		3- 0							
1- 2		0- 1		0- 1		AWAY		0- 0		0- 0		1- 0							
2- 4		0- 2		0- 1		NEUTRAL		0- 0		0- 1		2- 0							
11- 6		0- 0		2- 2		CONFERENCE		1- 3		5- 1		3- 0							
7- 2		0- 0		2- 1		HOME		1- 1		3- 0		1- 0							
4- 4		0- 0		0- 1		AWAY		0- 2		2- 1		2- 0							
0- 0		0- 0		0- 0		NEUTRAL		0- 0		0- 0		0- 0							
RPI S	Opponent	Score		RPI S	Opponent	Score		RPI S	Opponent	Score		RPI S	Opponent	Score					
8 N	BYU	0	3	29 H	Boise St.	0	3	83 A	Nevada	0	3	117 N	Oregon St.	0	3				
16 N	Kentucky	0	3	32 A	UNLV	1	3	83 H	Nevada	2	3	129 A	Fresno St.	2	3				
22 A	Purdue	0	3	32 H	UNLV	3	0	90 A	San Diego St.	2	3	129 H	Fresno St.	3	0				
				38 A	Ohio St.	0	3	90 H	San Diego St.	3	2	133 A	New Mexico	3	0				
				45 N	Washington St.	1	3					133 H	New Mexico	3	1				
				48 H	Colorado St.	3	1					136 H	Samford	3	0				
												138 A	Utah St.	3	0				
												138 H	Utah St.	3	1				
												154 H	CSUN	3	0				
												190 A	San Jose St.	3	0				
												190 H	San Jose St.	3	0				
												199 H	Eastern Wash.	3	0				
												202 N	LIU Brooklyn	3	0				
												204 H	North Dakota St.	3	0				
												205 A	Idaho	3	2				
												254 A	Air Force	3	0				
												291 N	Tennessee Tech	3	0				
				LAST 10 GAMES															
				29 H	Boise St.	0	3	133 H	New Mexico	3	1								
				254 A	Air Force	3	0	138 H	Utah St.	3	1								
				90 A	San Diego St.	2	3	48 H	Colorado St.	3	1								
				83 A	Nevada	0	3	190 A	San Jose St.	3	0								
				32 H	UNLV	3	0	129 A	Fresno St.	2	3								

Non-Div. I Games:

Wyoming



Towson

Average RPI Win:	187	WON-LOST RECORD	WINNING PCT. RANK	LAST 10 GAMES	STRENGTH OF SCHEDULE	OPP. STRENGTH OF SCHEDULE	TEAM RPI	ADJ RPI	CONF. RPI	ADJ CONF. RPI		
DIV. I ONLY		24- 9	.72727	58	6- 4	144	166	71	.56566	73	8	8
DIV. I NON-CONF.		13- 2	.86667	20	0- 0	258	297	105	.54166	107	12	12
<hr/>												
TOTALS	RPI 1-25	RPI 26-50		W-L RECORDS		RPI 51-100		RPI 101-150		RPI 150+		
24- 9	0- 0	0- 0		OVERALL		6- 5		3- 3		15- 1		
8- 2	0- 0	0- 0		HOME		3- 1		1- 1		4- 0		
6- 6	0- 0	0- 0		AWAY		1- 3		1- 2		4- 1		
10- 1	0- 0	0- 0		NEUTRAL		2- 1		1- 0		7- 0		
13- 2	0- 0	0- 0		NON-CONFERENCE		1- 0		1- 1		11- 1		
2- 0	0- 0	0- 0		HOME		0- 0		0- 0		2- 0		
2- 2	0- 0	0- 0		AWAY		0- 0		0- 1		2- 1		
9- 0	0- 0	0- 0		NEUTRAL		1- 0		1- 0		7- 0		
11- 7	0- 0	0- 0		CONFERENCE		5- 5		2- 2		4- 0		
6- 2	0- 0	0- 0		HOME		3- 1		1- 1		2- 0		
4- 4	0- 0	0- 0		AWAY		1- 3		1- 1		2- 0		
1- 1	0- 0	0- 0		NEUTRAL		1- 1		0- 0		0- 0		
RPI S	Opponent	Score	RPI S	Opponent	Score	RPI S	Opponent	Score	RPI S	Opponent	Score	
						51 A James Madison	2 3	104 A Col. of Charleston	1 3			
						51 H James Madison	3 0	104 H Col. of Charleston	2 3			
						51 N James Madison	0 3	106 A UNCW	3 0			
						59 A Hofstra	1 3	106 H UNCW	3 1			
						59 H Hofstra	3 0	141 N Maryland	3 2			
						59 N Hofstra	3 0	142 A Seton Hall	1 3			
						77 N Princeton	3 0	153 H VCU	3 1			
						89 A Delaware	3 1	185 A Elon	3 1			
						89 H Delaware	0 3	185 H Elon	3 2			
						97 A Northeastern	2 3	195 A Alabama St.	3 0			
						97 H Northeastern	3 1	197 A Mercer	2 3			
								222 N Texas Southern	3 0			
								223 N USC Upstate	3 2			
								230 A William & Mary	3 0			
								230 H William & Mary	3 0			
								233 N George Washington	3 0			
								235 A Georgetown	3 1			
								305 N Alabama A&M	3 0			
								315 N Canisius	3 0			
								326 N Jackson St.	3 0			
								327 N Fairleigh Dickinson	3 0			
								328 H Delaware St.	3 0			
LAST 10 GAMES												
						51 N James Madison	0 3	59 H Hofstra	3 0			
						59 N Hofstra	3 0	185 A Elon	3 1			
						51 A James Madison	2 3	89 H Delaware	0 3			
						230 A William & Mary	3 0	104 A Col. of Charleston	1 3			
						97 H Northeastern	3 1	106 A UNCW	3 0			

T  
O  
W  
N

Non-Div. I Games:

Towson

Average RPI Win: 168		WON-LOST RECORD		WINNING PCT. RANK		LAST 10 GAMES		STRENGTH OF SCHEDULE		OPP. STRENGTH OF SCHEDULE		TEAM RPI		ADJ RPI		CONF. RPI		ADJ CONF. RPI	
Average RPI Loss: 85																			
DIV. I ONLY		18- 12		.6 111		5- 5		57		119		73		.56499 74		6 6			
DIV. I NON-CONF.		11- 1		.91667 7		0- 0		82		230		29		.6338 31		9 9			
TOTALS		RPI 1-25		RPI 26-50		W-L RECORDS		RPI 51-100		RPI 101-150		RPI 150+							
18- 12		0- 0		1- 4		OVERALL		4- 4		2- 2		11- 2							
9- 7		0- 0		0- 3		HOME		2- 2		1- 1		6- 1							
5- 5		0- 0		1- 1		AWAY		2- 2		0- 1		2- 1							
4- 0		0- 0		0- 0		NEUTRAL		0- 0		1- 0		3- 0							
11- 1		0- 0		0- 0		NON-CONFERENCE		3- 1		1- 0		7- 0							
5- 1		0- 0		0- 0		HOME		1- 1		0- 0		4- 0							
2- 0		0- 0		0- 0		AWAY		2- 0		0- 0		0- 0							
4- 0		0- 0		0- 0		NEUTRAL		0- 0		1- 0		3- 0							
7- 11		0- 0		1- 4		CONFERENCE		1- 3		1- 2		4- 2							
4- 6		0- 0		0- 3		HOME		1- 1		1- 1		2- 1							
3- 5		0- 0		1- 1		AWAY		0- 2		0- 1		2- 1							
0- 0		0- 0		0- 0		NEUTRAL		0- 0		0- 0		0- 0							
RPI S	Opponent	Score		RPI S	Opponent	Score		RPI S	Opponent	Score		RPI S	Opponent	Score					
				33 A	SMU	1	3	53 A	UCF	0	3	112 A	South Fla.	1	3				
				33 H	SMU	0	3	53 H	UCF	0	3	112 H	South Fla.	3	2				
				40 A	Cincinnati	3	1	56 H	Alabama	3	2	114 N	Kennesaw St.	3	1				
				40 H	Cincinnati	2	3	57 A	Arkansas St.	3	0	116 H	UConn	0	3				
				49 H	Temple	0	3	82 A	Texas St.	3	1	168 N	SFA	3	1				
								91 A	Tulane	2	3	173 A	Memphis	1	3				
								91 H	Tulane	3	1	173 H	Memphis	2	3				
								95 H	South Dakota	0	3	188 A	East Carolina	3	0				
												188 H	East Carolina	3	1				
												212 N	Central Ark.	3	1				
												221 H	Oral Roberts	3	1				
												238 A	Houston	3	2				
												238 H	Houston	3	0				
												246 H	Incarnate Word	3	1				
												251 H	Northwestern St.	3	1				
												256 H	Louisiana Tech	3	1				
												263 N	UT Martin	3	0				
				LAST 10 GAMES															
				173 H	Memphis	2	3	188 A	East Carolina	3	0								
				33 H	SMU	0	3	238 H	Houston	3	0								
				53 H	UCF	0	3	91 H	Tulane	3	1								
				112 H	South Fla.	3	2	112 A	South Fla.	1	3								
				40 A	Cincinnati	3	1	53 A	UCF	0	3								

Non-Div. I Games:

Tulsa

Average RPI Win:		187	WON-LOST RECORD		WINNING PCT. RANK		LAST 10 GAMES		STRENGTH OF SCHEDULE		OPP. STRENGTH OF SCHEDULE		TEAM RPI		ADJ RPI		CONF. RPI		ADJ CONF. RPI	
DIV. I ONLY			21- 9		.7 65		7- 3		134		128		74		.56467 75		11		12	
DIV. I NON-CONF.			8- 4		.66667 85		0- 0		220		160		137		.52034 137		13		13	
TOTALS		RPI 1-25		RPI 26-50		W-L RECORDS		RPI 51-100		RPI 101-150		RPI 150+								
21- 9		0- 1		1- 3		OVERALL		1- 0		5- 4		14- 1								
10- 1		0- 0		1- 0		HOME		0- 0		2- 1		7- 0								
6- 5		0- 1		0- 2		AWAY		0- 0		2- 2		4- 0								
5- 3		0- 0		0- 1		NEUTRAL		1- 0		1- 1		3- 1								
8- 4		0- 1		0- 1		NON-CONFERENCE		1- 0		1- 1		6- 1								
3- 0		0- 0		0- 0		HOME		0- 0		0- 0		3- 0								
1- 1		0- 1		0- 0		AWAY		0- 0		1- 0		0- 0								
4- 3		0- 0		0- 1		NEUTRAL		1- 0		0- 1		3- 1								
13- 5		0- 0		1- 2		CONFERENCE		0- 0		4- 3		8- 0								
7- 1		0- 0		1- 0		HOME		0- 0		2- 1		4- 0								
5- 4		0- 0		0- 2		AWAY		0- 0		1- 2		4- 0								
1- 0		0- 0		0- 0		NEUTRAL		0- 0		1- 0		0- 0								
RPI	S	Opponent		Score		RPI	S	Opponent		Score		RPI	S	Opponent		Score				
4	A	Minnesota		0 3		38	N	Ohio St.		2 3		98	N	North Dakota		3 0				
						39	A	Cleveland St.		2 3										
						39	A	Cleveland St.		0 3										
						39	H	Cleveland St.		3 2										
												102	A	SIUE		3 2				
												108	A	Northern Ky.		2 3				
												108	H	Northern Ky.		3 0				
												108	N	Northern Ky.		3 0				
												119	A	Oakland		0 3				
												119	H	Oakland		2 3				
												144	N	Toledo		2 3				
												149	A	Milwaukee		3 2				
												149	H	Milwaukee		3 0				
												168	H	SFA		3 0				
												183	A	Ill.-Chicago		3 1				
												183	H	Ill.-Chicago		3 0				
												187	A	Valparaiso		3 2				
												187	H	Valparaiso		3 1				
												189	N	IUPUI		2 3				
												194	A	Wright St.		3 0				
												194	H	Wright St.		3 0				
												213	A	Youngstown St.		3 1				
												213	H	Youngstown St.		3 0				
												253	N	Evansville		3 0				
												282	N	McNeese		3 2				
												297	H	South Dakota St.		3 0				
												310	H	Eastern Ill.		3 0				
												317	N	Western Ill.		3 0				
LAST 10 GAMES																				
						39	A	Cleveland St.		2 3		108	A	Northern Ky.		2 3				
						108	N	Northern Ky.		3 0		149	H	Milwaukee		3 0				
						194	A	Wright St.		3 0		183	H	Ill.-Chicago		3 0				
						39	H	Cleveland St.		3 2		213	H	Youngstown St.		3 0				
						187	A	Valparaiso		3 2		119	H	Oakland		2 3				

Non-Div. I Games:

Green Bay

Average RPI Win:		216	WON-LOST RECORD		WINNING PCT. RANK	LAST 10 GAMES	STRENGTH OF SCHEDULE		OPP. STRENGTH OF SCHEDULE	TEAM RPI	ADJ RPI	CONF. RPI	ADJ CONF. RPI
Average RPI Loss:		47	18- 14		.5625 133	8- 2	35		147	78	.56423 76	19	17
DIV. I ONLY			5- 10		.33333 244	0- 0	38		62	126	.52847 121	20	20
DIV. I NON-CONF.													
TOTALS		RPI 1-25	RPI 26-50		W-L RECORDS		RPI 51-100		RPI 101-150		RPI 150+		
18- 14		0- 3	0- 7		OVERALL		0- 3		3- 1		15- 0		
9- 7		0- 1	0- 3		HOME		0- 3		1- 0		8- 0		
8- 4		0- 2	0- 1		AWAY		0- 0		2- 1		6- 0		
1- 3		0- 0	0- 3		NEUTRAL		0- 0		0- 0		1- 0		
5- 10		0- 3	0- 4		NON-CONFERENCE		0- 3		2- 0		3- 0		
1- 5		0- 1	0- 1		HOME		0- 3		0- 0		1- 0		
3- 2		0- 2	0- 0		AWAY		0- 0		2- 0		1- 0		
1- 3		0- 0	0- 3		NEUTRAL		0- 0		0- 0		1- 0		
13- 4		0- 0	0- 3		CONFERENCE		0- 0		1- 1		12- 0		
8- 2		0- 0	0- 2		HOME		0- 0		1- 0		7- 0		
5- 2		0- 0	0- 1		AWAY		0- 0		0- 1		5- 0		
0- 0		0- 0	0- 0		NEUTRAL		0- 0		0- 0		0- 0		
RPI S	Opponent	Score	RPI S	Opponent	Score	RPI S	Opponent	Score	RPI S	Opponent	Score		
15 H	Western Ky.	0 3	27 A	Dayton	0 3	57 H	Arkansas St.	1 3	127 A	Illinois St.	3 0		
16 A	Kentucky	0 3	27 H	Dayton	2 3	58 H	Cal Poly	1 3	135 A	Austin Peay	3 2		
17 A	Michigan	0 3	27 H	Dayton	0 3	96 H	Murray St.	2 3	140 A	Rhode Island	1 3		
			36 N	Marquette	0 3				140 H	Rhode Island	3 2		
			42 N	Miami (OH)	2 3				153 A	VCU	3 1		
			44 N	UNI	0 3				153 H	VCU	3 0		
			50 H	Illinois	0 3				177 A	Duquesne	3 2		
									177 H	Duquesne	3 1		
									229 N	Virginia	3 2		
									233 H	George Washington	3 0		
									237 A	Davidson	3 0		
									237 H	Davidson	3 1		
									237 H	Davidson	3 1		
									262 A	La Salle	3 0		
									262 H	La Salle	3 0		
									264 H	Omaha	3 0		
									274 A	Fordham	3 1		
									275 H	George Mason	3 0		
									317 A	Western Ill.	3 1		
			LAST 10 GAMES										
			27 H	Dayton	2 3	177 A	Duquesne	3 2					
			140 H	Rhode Island	3 2	262 A	La Salle	3 0					
			237 H	Davidson	3 1	27 A	Dayton	0 3					
			237 H	Davidson	3 1	262 H	La Salle	3 0					
			153 H	VCU	3 0	177 H	Duquesne	3 1					

Non-Div. I Games:

Saint Louis

Average RPI Win:		204	WON-LOST RECORD		WINNING PCT. RANK		LAST 10 GAMES		STRENGTH OF SCHEDULE		OPP. STRENGTH OF SCHEDULE		TEAM RPI		ADJ RPI		CONF. RPI		ADJ CONF. RPI	
DIV. I ONLY			19- 4		.82609 18		9- 1		242		137		76		.56317 77		17		16	
DIV. I NON-CONF.			6- 3		.66667 85		0- 0		284		44		154		.50448 152		21		21	
TOTALS		RPI 1-25		RPI 26-50		W-L RECORDS		RPI 51-100		RPI 101-150		RPI 150+								
19- 4		0- 0		0- 0		OVERALL		1- 3		1- 1		17- 0								
7- 0		0- 0		0- 0		HOME		1- 0		0- 0		6- 0								
9- 1		0- 0		0- 0		AWAY		0- 1		0- 0		9- 0								
3- 3		0- 0		0- 0		NEUTRAL		0- 2		1- 1		2- 0								
6- 3		0- 0		0- 0		NON-CONFERENCE		0- 2		1- 1		5- 0								
0- 0		0- 0		0- 0		HOME		0- 0		0- 0		0- 0								
3- 0		0- 0		0- 0		AWAY		0- 0		0- 0		3- 0								
3- 3		0- 0		0- 0		NEUTRAL		0- 2		1- 1		2- 0								
13- 1		0- 0		0- 0		CONFERENCE		1- 1		0- 0		12- 0								
7- 0		0- 0		0- 0		HOME		1- 0		0- 0		6- 0								
6- 1		0- 0		0- 0		AWAY		0- 1		0- 0		6- 0								
0- 0		0- 0		0- 0		NEUTRAL		0- 0		0- 0		0- 0								
RPI	S	Opponent		Score		RPI	S	Opponent		Score		RPI	S	Opponent		Score				
								55	N	Indiana	0 3	141	N	Maryland	2 3					
								73	N	Towson	0 3	142	N	Seton Hall	3 1					
								94	A	Yale	2 3	164	A	Columbia	3 0					
								94	H	Yale	3 0	164	H	Columbia	3 0					
												176	N	Campbell	3 1					
												181	N	Seattle U	3 1					
												200	A	Harvard	3 2					
												200	H	Harvard	3 0					
												201	A	Rutgers	3 0					
												203	A	Cornell	3 0					
												203	H	Cornell	3 2					
												218	A	Penn	3 2					
												218	H	Penn	3 0					
												235	A	Georgetown	3 2					
												243	A	Dartmouth	3 0					
												243	H	Dartmouth	3 0					
												260	A	San Francisco	3 0					
												261	A	Brown	3 0					
												261	H	Brown	3 0					
LAST 10 GAMES																				
								164	H	Columbia	3 0	243	A	Dartmouth	3 0					
								203	H	Cornell	3 2	218	H	Penn	3 0					
								261	A	Brown	3 0	94	H	Yale	3 0					
								94	A	Yale	2 3	261	H	Brown	3 0					
								200	A	Harvard	3 2	203	A	Cornell	3 0					

**Non-Div. I Games:**

Princeton

Average RPI Win:		202	WON-LOST		WINNING	LAST 10		STRENGTH OF		OPP. STRENGTH	TEAM	ADJ		CONF.	ADJ CONF.
Average RPI Loss:		84	RECORD		PCT. RANK	GAMES		SCHEDULE		OF SCHEDULE	RPI	RPI		RPI	RPI
DIV. I ONLY			23- 7		.76667	34		178		154	77	.56307		78	20
DIV. I NON-CONF.			10- 5		.66667	85		120		121	88	.55828		89	14
TOTALS		RPI 1-25		RPI 26-50		W-L RECORDS		RPI 51-100		RPI 101-150		RPI 150+			
23- 7		0- 1		0- 2		OVERALL		0- 1		7- 2		16- 1			
8- 4		0- 1		0- 1		HOME		0- 0		3- 1		5- 1			
9- 2		0- 0		0- 1		AWAY		0- 0		2- 1		7- 0			
6- 1		0- 0		0- 0		NEUTRAL		0- 1		2- 0		4- 0			
10- 5		0- 1		0- 2		NON-CONFERENCE		0- 1		3- 1		7- 0			
2- 2		0- 1		0- 1		HOME		0- 0		1- 0		1- 0			
2- 2		0- 0		0- 1		AWAY		0- 0		0- 1		2- 0			
6- 1		0- 0		0- 0		NEUTRAL		0- 1		2- 0		4- 0			
13- 2		0- 0		0- 0		CONFERENCE		0- 0		4- 1		9- 1			
6- 2		0- 0		0- 0		HOME		0- 0		2- 1		4- 1			
7- 0		0- 0		0- 0		AWAY		0- 0		2- 0		5- 0			
0- 0		0- 0		0- 0		NEUTRAL		0- 0		0- 0		0- 0			
RPI S	Opponent	Score		RPI S	Opponent	Score		RPI S	Opponent	Score		RPI S	Opponent	Score	
24 H	Texas A&M	0	3	31 H	Arizona	1	3	86 N	UC Santa Barbara	2	3	110 H	Sacramento St.	3	2
				32 A	UNLV	0	3					123 A	UTRGV	3	2
												123 H	UTRGV	3	0
												123 H	UTRGV	1	3
												125 A	Utah Valley	3	2
												125 H	Utah Valley	3	2
												128 N	Albany (NY)	3	0
												133 A	New Mexico	1	3
												135 N	Austin Peay	3	1
												158 A	CSU Bakersfield	3	0
												158 H	CSU Bakersfield	1	3
												174 A	UMKC	3	0
												174 H	UMKC	3	2
												181 A	Seattle U	3	0
												181 H	Seattle U	3	2
												187 N	Valparaiso	3	0
												214 N	Binghamton	3	1
												216 H	UTEP	3	0
												241 N	Central Conn. St.	3	0
												261 A	Brown	3	0
												272 A	Troy	3	0
												294 A	Grand Canyon	3	0
												294 H	Grand Canyon	3	0
												295 N	Southern U.	3	0
												313 A	Chicago St.	3	2
												313 H	Chicago St.	3	0
				LAST 10 GAMES											
				123 H	UTRGV	1	3	294 H	Grand Canyon	3	0				
				174 A	UMKC	3	0	181 A	Seattle U	3	0				
				313 A	Chicago St.	3	2	125 A	Utah Valley	3	2				
				123 A	UTRGV	3	2	133 A	New Mexico	1	3				
				158 H	CSU Bakersfield	1	3	313 H	Chicago St.	3	0				

Non-Div. I Games:

New Mexico St.

Average RPI Win:		146	WON-LOST RECORD		WINNING PCT. RANK		LAST 10 GAMES		STRENGTH OF SCHEDULE		OPP. STRENGTH OF SCHEDULE		TEAM RPI		ADJ RPI		CONF. RPI		ADJ CONF. RPI				
Average RPI Loss:		90																					
DIV. I ONLY			19- 10		.65517 82		5- 3		127		71		79		.56302 79		13		13				
DIV. I NON-CONF.			6- 7		.46154 190		0- 0		98		19		120		.52994 120		10		10				
TOTALS		RPI 1-25		RPI 26-50		W-L RECORDS		RPI 51-100		RPI 101-150		RPI 150+											
19- 10		0- 2		1- 2		OVERALL		6- 2		3- 2		9- 2											
11- 4		0- 1		1- 1		HOME		4- 0		2- 1		4- 1											
6- 5		0- 1		0- 1		AWAY		2- 1		1- 1		3- 1											
2- 1		0- 0		0- 0		NEUTRAL		0- 1		0- 0		2- 0											
6- 7		0- 2		0- 1		NON-CONFERENCE		2- 2		1- 2		3- 0											
4- 3		0- 1		0- 1		HOME		2- 0		1- 1		1- 0											
0- 3		0- 1		0- 0		AWAY		0- 1		0- 1		0- 0											
2- 1		0- 0		0- 0		NEUTRAL		0- 1		0- 0		2- 0											
13- 3		0- 0		1- 1		CONFERENCE		4- 0		2- 0		6- 2											
7- 1		0- 0		1- 0		HOME		2- 0		1- 0		3- 1											
6- 2		0- 0		0- 1		AWAY		2- 0		1- 0		3- 1											
0- 0		0- 0		0- 0		NEUTRAL		0- 0		0- 0		0- 0											
RPI	S	Opponent		Score		RPI	S	Opponent		Score		RPI	S	Opponent		Score							
12	H	UCLA		1	3	28	A	Hawaii		0	3	58	A	Cal Poly		3	1	115	H	Pepperdine		3	2
13	A	San Diego		1	3	28	H	Hawaii		3	2	58	H	Cal Poly		3	0	131	H	Arizona St.		2	3
						45	H	Washington St.		0	3	59	H	Duke		3	2	144	A	UC Davis		3	0
												65	H	Loyola Marymount		3	0	144	H	UC Davis		3	0
												81	N	Colorado		0	3	148	A	Portland St.		1	3
												86	A	UC Santa Barbara		3	2	152	N	Texas Tech		3	0
												86	H	UC Santa Barbara		3	0	154	A	CSUN		3	0
												90	A	San Diego St.		0	3	154	H	CSUN		3	0
																		172	H	California		3	1
																		175	A	UC Irvine		2	3
																		175	H	UC Irvine		2	3
																		190	N	San Jose St.		3	2
																		271	A	UC Riverside		3	1
																		271	H	UC Riverside		3	0
																		288	A	Cal St. Fullerton		3	0
																		288	H	Cal St. Fullerton		3	0
LAST 10 GAMES																							
						175	A	UC Irvine		2	3	288	H	Cal St. Fullerton		3	0						
						271	H	UC Riverside		3	0	144	H	UC Davis		3	0						
						288	A	Cal St. Fullerton		3	0	175	H	UC Irvine		2	3						
						154	A	CSUN		3	0	58	A	Cal Poly		3	1						
						28	A	Hawaii		0	3	86	A	UC Santa Barbara		3	2						

Non-Div. I Games:

Long Beach St.

Average RPI Win:	157	WON-LOST RECORD	WINNING PCT. RANK	LAST 10 GAMES	STRENGTH OF SCHEDULE	OPP. STRENGTH OF SCHEDULE	TEAM RPI	ADJ RPI	CONF. RPI	ADJ CONF. RPI			
DIV. I ONLY		16- 11	.59259 117	5- 5	95	41	81	.5612 80	5	5			
DIV. I NON-CONF.		7- 3	.7 71	0- 0	114	47	65	.57968 63	5	5			
<hr/>													
TOTALS	RPI 1-25	RPI 26-50		W-L RECORDS	RPI 51-100		RPI 101-150		RPI 150+				
16- 11	1- 6	0- 0		OVERALL	3- 3		6- 1		6- 1				
6- 3	0- 2	0- 0		HOME	2- 1		2- 0		2- 0				
5- 7	1- 3	0- 0		AWAY	1- 2		1- 1		2- 1				
5- 1	0- 1	0- 0		NEUTRAL	0- 0		3- 0		2- 0				
7- 3	1- 2	0- 0		NON-CONFERENCE	0- 1		3- 0		3- 0				
0- 0	0- 0	0- 0		HOME	0- 0		0- 0		0- 0				
2- 2	1- 1	0- 0		AWAY	0- 1		0- 0		1- 0				
5- 1	0- 1	0- 0		NEUTRAL	0- 0		3- 0		2- 0				
9- 8	0- 4	0- 0		CONFERENCE	3- 2		3- 1		3- 1				
6- 3	0- 2	0- 0		HOME	2- 1		2- 0		2- 0				
3- 5	0- 2	0- 0		AWAY	1- 1		1- 1		1- 1				
0- 0	0- 0	0- 0		NEUTRAL	0- 0		0- 0		0- 0				
<hr/>													
RPI S	Opponent	Score		RPI S	Opponent	Score		RPI S	Opponent	Score			
3 A	Nebraska	0	3			65 A	Loyola Marymount	3	2	115 A	Pepperdine	3	1
8 A	BYU	1	3			65 H	Loyola Marymount	0	3	115 H	Pepperdine	3	2
8 H	BYU	0	3			83 A	Nevada	2	3	117 N	Butler	3	2
13 A	San Diego	0	3			84 A	Pacific	0	3	124 A	Santa Clara	1	3
13 H	San Diego	0	3			84 H	Pacific	3	1	124 H	Santa Clara	3	0
18 N	Creighton	0	3			88 H	Portland	3	0	126 N	Idaho St.	3	1
20 A	Utah	3	2							144 N	UC Davis	3	0
										161 A	St. Mary's (CA)	1	3
										161 H	St. Mary's (CA)	3	1
										259 N	Montana St.	3	0
										260 A	San Francisco	3	0
										260 H	San Francisco	3	0
										276 A	Montana	3	0
										290 N	Southern Utah	3	2
<hr/>													
LAST 10 GAMES													
161 H St. Mary's (CA)				3	1	65 H Loyola Marymount				0	3		
84 H Pacific				3	1	124 A Santa Clara				1	3		
13 A San Diego				0	3	260 A San Francisco				3	0		
8 A BYU				1	3	88 H Portland				3	0		
115 H Pepperdine				3	2	8 H BYU				0	3		

Non-Div. I Games:

Gonzaga



Average RPI Win:	119	WON-LOST RECORD	WINNING PCT. RANK	LAST 10 GAMES	STRENGTH OF SCHEDULE	OPP. STRENGTH OF SCHEDULE	TEAM RPI	ADJ RPI	CONF. RPI	ADJ CONF. RPI			
DIV. I ONLY		13- 15	.46429	192	2- 8	37	26	85	.56079	81	3	3	
DIV. I NON-CONF.		8- 2	.8	38	0- 0	138	73	56	.59337	55	2	2	
<hr/>													
TOTALS	RPI 1-25	RPI 26-50		W-L RECORDS		RPI 51-100		RPI 101-150		RPI 150+			
13- 15	2- 9	4- 3		OVERALL		1- 0		1- 2		5- 1			
9- 6	2- 4	3- 2		HOME		0- 0		1- 0		3- 0			
1- 9	0- 5	1- 1		AWAY		0- 0		0- 2		0- 1			
3- 0	0- 0	0- 0		NEUTRAL		1- 0		0- 0		2- 0			
<hr/>													
8- 2	1- 1	2- 0		NON-CONFERENCE		1- 0		0- 1		4- 0			
5- 0	1- 0	2- 0		HOME		0- 0		0- 0		2- 0			
0- 2	0- 1	0- 0		AWAY		0- 0		0- 1		0- 0			
3- 0	0- 0	0- 0		NEUTRAL		1- 0		0- 0		2- 0			
<hr/>													
5- 13	1- 8	2- 3		CONFERENCE		0- 0		1- 1		1- 1			
4- 6	1- 4	1- 2		HOME		0- 0		1- 0		1- 0			
1- 7	0- 4	1- 1		AWAY		0- 0		0- 1		0- 1			
0- 0	0- 0	0- 0		NEUTRAL		0- 0		0- 0		0- 0			
<hr/>													
RPI	S	Opponent	Score	RPI	S	Opponent	Score	RPI	S	Opponent	Score		
9	A	Stanford	1 3	31	H	Arizona	3 2	79	N	Long Beach St.	3 0		
9	H	Stanford	1 3	43	A	Southern California	0 3			117	A	Oregon St.	2 3
11	A	Washington	0 3	43	H	Southern California	1 3			117	H	Oregon St.	3 1
11	H	Washington	1 3	45	A	Washington St.	3 2			148	A	Portland St.	2 3
12	A	UCLA	2 3	45	H	Washington St.	0 3			152	N	Texas Tech	3 2
12	H	UCLA	3 1	48	H	Colorado St.	3 1			172	A	California	1 3
13	A	San Diego	0 3	50	H	Illinois	3 2			172	H	California	3 0
20	H	Utah	2 3							175	N	UC Irvine	3 0
21	A	Oregon	1 3							313	H	Chicago St.	3 0
21	H	Oregon	1 3							324	H	New Orleans	3 0
23	H	Penn St.	3 2										
<hr/>													
LAST 10 GAMES													
		45	H	Washington St.	0 3	9	H	Stanford	1 3				
		11	H	Washington	1 3	43	A	Southern California	0 3				
		117	A	Oregon St.	2 3	12	A	UCLA	2 3				
		21	A	Oregon	1 3	21	H	Oregon	1 3				
		172	H	California	3 0	117	H	Oregon St.	3 1				

Non-Div. I Games:

Colorado

Average RPI Win:		199	WON-LOST	WINNING	LAST 10	STRENGTH OF		OPP. STRENGTH	TEAM	ADJ	CONF.	ADJ CONF.
Average RPI Loss:		63	RECORD	PCT. RANK	GAMES	SCHEDULE		OF SCHEDULE	RPI	RPI	RPI	RPI
DIV. I ONLY		21- 12		.63636	91	7- 3		90	138	80	.55977	82
DIV. I NON-CONF.		7- 8		.46667	187	0- 0		46	41	85	.5595	86
TOTALS		RPI 1-25		RPI 26-50		W-L RECORDS		RPI 51-100		RPI 101-150		RPI 150+
21- 12	0- 1			0- 5		OVERALL		2- 5		2- 0		17- 1
9- 3	0- 0			0- 2		HOME		1- 1		2- 0		6- 0
9- 4	0- 0			0- 0		AWAY		1- 3		0- 0		8- 1
3- 5	0- 1			0- 3		NEUTRAL		0- 1		0- 0		3- 0
7- 8	0- 1			0- 3		NON-CONFERENCE		1- 4		2- 0		4- 0
3- 2	0- 0			0- 1		HOME		0- 1		2- 0		1- 0
2- 2	0- 0			0- 0		AWAY		1- 2		0- 0		1- 0
2- 4	0- 1			0- 2		NEUTRAL		0- 1		0- 0		2- 0
14- 4	0- 0			0- 2		CONFERENCE		1- 1		0- 0		13- 1
6- 1	0- 0			0- 1		HOME		1- 0		0- 0		5- 0
7- 2	0- 0			0- 0		AWAY		0- 1		0- 0		7- 1
1- 1	0- 0			0- 1		NEUTRAL		0- 0		0- 0		1- 0
RPI S	Opponent	Score	RPI S	Opponent	Score	RPI S	Opponent	Score	RPI S	Opponent	Score	
20 N	Utah	0 3	34 H	Coastal Caro.	1 3	57 A	Arkansas St.	0 3	114 H	Kennesaw St.	3 0	
			34 N	Coastal Caro.	1 3	57 H	Arkansas St.	3 1	134 H	Sam Houston St.	3 1	
			35 N	Wichita St.	0 3	62 A	A&M-Corpus Christi	2 3	152 N	Texas Tech	3 0	
			38 N	Ohio St.	0 3	67 A	UTSA	1 3	158 N	CSU Bakersfield	3 1	
			41 H	Baylor	1 3	74 H	Tulsa	1 3	166 A	UT Arlington	3 1	
						83 N	Nevada	0 3	166 H	UT Arlington	3 1	
						88 A	Portland	3 0	168 H	SFA	3 1	
									182 A	North Texas	3 1	
									196 A	South Ala.	3 2	
									196 N	South Ala.	3 0	
									209 A	Little Rock	1 3	
									209 H	Little Rock	3 0	
									227 A	Ga. Southern	3 0	
									248 A	Georgia St.	3 2	
									272 A	Troy	3 0	
									283 A	UL Lafayette	3 0	
									283 H	UL Lafayette	3 2	
									286 A	La.-Monroe	3 0	
									286 H	La.-Monroe	3 1	
									298 H	Appalachian St.	3 2	
			LAST 10 GAMES									
			34 N	Coastal Caro.	1 3	209 A	Little Rock	1 3				
			196 N	South Ala.	3 0	286 H	La.-Monroe	3 1				
			283 A	UL Lafayette	3 0	283 H	UL Lafayette	3 2				
			286 A	La.-Monroe	3 0	166 H	UT Arlington	3 1				
			57 A	Arkansas St.	0 3	227 A	Ga. Southern	3 0				

Non-Div. I Games:

Texas St.

Average RPI Win: 161		WON-LOST RECORD		WINNING PCT. RANK		LAST 10 GAMES		STRENGTH OF SCHEDULE		OPP. STRENGTH OF SCHEDULE		TEAM RPI		ADJ RPI		CONF. RPI		ADJ CONF. RPI	
DIV. I ONLY		19- 10		.65517 82		5- 5		141		85		83		.55837 83		7		7	
DIV. I NON-CONF.		9- 3		.75 50		0- 0		224		97		102		.54335 103		7		7	
TOTALS		RPI 1-25		RPI 26-50		W-L RECORDS		RPI 51-100		RPI 101-150		RPI 150+							
19- 10		0- 1		2- 3		OVERALL		4- 2		4- 3		9- 1							
7- 4		0- 0		0- 2		HOME		2- 0		2- 2		3- 0							
8- 4		0- 0		2- 1		AWAY		1- 1		2- 1		3- 1							
4- 2		0- 1		0- 0		NEUTRAL		1- 1		0- 0		3- 0							
9- 3		0- 1		0- 0		NON-CONFERENCE		2- 1		2- 0		5- 1							
3- 0		0- 0		0- 0		HOME		1- 0		1- 0		1- 0							
2- 1		0- 0		0- 0		AWAY		0- 0		1- 0		1- 1							
4- 2		0- 1		0- 0		NEUTRAL		1- 1		0- 0		3- 0							
10- 7		0- 0		2- 3		CONFERENCE		2- 1		2- 3		4- 0							
4- 4		0- 0		0- 2		HOME		1- 0		1- 2		2- 0							
6- 3		0- 0		2- 1		AWAY		1- 1		1- 1		2- 0							
0- 0		0- 0		0- 0		NEUTRAL		0- 0		0- 0		0- 0							
RPI S	Opponent		Score		RPI S	Opponent		Score		RPI S	Opponent		Score						
24 N	Texas A&M		0 3		29 A	Boise St.		3 1		58 N	Cal Poly		1 3						
					29 H	Boise St.		0 3		72 A	Wyoming		3 2						
					32 A	UNLV		3 1		72 H	Wyoming		3 0						
					48 A	Colorado St.		0 3		80 H	Gonzaga		3 2						
					48 H	Colorado St.		0 3		82 N	Texas St.		3 0						
										90 A	San Diego St.		0 3						
														</					

Non-Div. I Games:

Nevada

Average RPI Win:	134	WON-LOST RECORD	WINNING PCT. RANK	LAST 10 GAMES	STRENGTH OF SCHEDULE	OPP. STRENGTH OF SCHEDULE	TEAM RPI	ADJ RPI	CONF. RPI	ADJ CONF. RPI		
DIV. I ONLY		14- 15	.48276	185	4- 6	25	46	82	.5581	84	5	5
DIV. I NON-CONF.		6- 6	.5	168	0- 0	41	46	79	.56829	79	5	5
<hr/>												
TOTALS	RPI 1-25	RPI 26-50		W-L RECORDS		RPI 51-100		RPI 101-150		RPI 150+		
14- 15	0- 6	0- 3		OVERALL		4- 3		6- 2		4- 1		
10- 5	0- 3	0- 0		HOME		3- 1		4- 1		3- 0		
3- 7	0- 2	0- 1		AWAY		1- 2		2- 1		0- 1		
1- 3	0- 1	0- 2		NEUTRAL		0- 0		0- 0		1- 0		
<hr/>												
6- 6	0- 2	0- 3		NON-CONFERENCE		0- 1		4- 0		2- 0		
4- 2	0- 1	0- 0		HOME		0- 1		3- 0		1- 0		
1- 1	0- 0	0- 1		AWAY		0- 0		1- 0		0- 0		
1- 3	0- 1	0- 2		NEUTRAL		0- 0		0- 0		1- 0		
<hr/>												
8- 9	0- 4	0- 0		CONFERENCE		4- 2		2- 2		2- 1		
6- 3	0- 2	0- 0		HOME		3- 0		1- 1		2- 0		
2- 6	0- 2	0- 0		AWAY		1- 2		1- 1		0- 1		
0- 0	0- 0	0- 0		NEUTRAL		0- 0		0- 0		0- 0		
<hr/>												
RPI S	Opponent	Score	RPI S	Opponent	Score	RPI S	Opponent	Score	RPI S	Opponent	Score	
8 A	BYU	0 <b>3</b>	28 A	Hawaii	0 <b>3</b>	65 A	Loyola Marymount	3 2	113 A	Auburn	3 0	
8 H	BYU	0 <b>3</b>	46 N	Missouri St.	0 <b>3</b>	65 H	Loyola Marymount	3 2	115 A	Pepperdine	2 <b>3</b>	
9 H	Stanford	0 <b>3</b>	47 N	Georgia Tech	1 <b>3</b>	80 A	Gonzaga	1 <b>3</b>	115 H	Pepperdine	0 <b>3</b>	
12 N	UCLA	1 <b>3</b>				80 H	Gonzaga	3 0	117 H	Oregon St.	3 2	
13 A	San Diego	2 <b>3</b>				88 A	Portland	0 <b>3</b>	124 A	Santa Clara	3 2	
13 H	San Diego	0 <b>3</b>				88 H	Portland	3 1	124 H	Santa Clara	3 0	
						95 H	South Dakota	1 <b>3</b>	143 H	Northern Colo.	3 2	
									147 H	West Virginia	3 1	
									161 A	St. Mary's (CA)	1 <b>3</b>	
									161 H	St. Mary's (CA)	3 0	
									172 H	California	3 0	
									214 N	Furman	3 1	
									260 H	San Francisco	3 0	
<hr/>												
LAST 10 GAMES												
88 A	Portland	0 <b>3</b>	115 A	Pepperdine	2 <b>3</b>							
80 A	Gonzaga	1 <b>3</b>	65 A	Loyola Marymount	3 2							
161 A	St. Mary's (CA)	1 <b>3</b>	260 H	San Francisco	3 0							
13 H	San Diego	0 <b>3</b>	124 H	Santa Clara	3 0							
8 H	BYU	0 <b>3</b>	161 H	St. Mary's (CA)	3 0							

Non-Div. I Games:

Pacific

Average RPI Win:		196	WON-LOST RECORD		WINNING PCT. RANK		LAST 10 GAMES		STRENGTH OF SCHEDULE		OPP. STRENGTH OF SCHEDULE		TEAM RPI		ADJ RPI		CONF. RPI		ADJ CONF. RPI				
DIV. I ONLY			18- 10		.64286 90		5- 5		135		77		84		.55709 85		4		4				
DIV. I NON-CONF.			12- 0		1 1		0- 0		307		232		93		.55619 93		4		4				
TOTALS		RPI 1-25		RPI 26-50				W-L RECORDS				RPI 51-100				RPI 101-150				RPI 150+			
18- 10		1- 7		0- 0				OVERALL				0- 1				4- 1				13- 1			
10- 4		1- 3		0- 0				HOME				0- 1				2- 0				7- 0			
4- 6		0- 4		0- 0				AWAY				0- 0				2- 1				2- 1			
4- 0		0- 0		0- 0				NEUTRAL				0- 0				0- 0				4- 0			
12- 0		0- 0		0- 0				NON-CONFERENCE				0- 0				1- 0				11- 0			
6- 0		0- 0		0- 0				HOME				0- 0				0- 0				6- 0			
2- 0		0- 0		0- 0				AWAY				0- 0				1- 0				1- 0			
4- 0		0- 0		0- 0				NEUTRAL				0- 0				0- 0				4- 0			
6- 10		1- 7		0- 0				CONFERENCE				0- 1				3- 1				2- 1			
4- 4		1- 3		0- 0				HOME				0- 1				2- 0				1- 0			
2- 6		0- 4		0- 0				AWAY				0- 0				1- 1				1- 1			
0- 0		0- 0		0- 0				NEUTRAL				0- 0				0- 0				0- 0			
RPI	S	Opponent		Score		RPI	S	Opponent		Score		RPI	S	Opponent		Score							
5	A	Florida		0 3								56	H	Alabama		0 3		104	A	Col. of Charleston 3 0			
5	H	Florida		0 3														105	H	Tennessee 3 2			
7	A	Missouri		0 3														113	A	Auburn 0 3			
7	H	Missouri		3 1														137	A	LSU 3 1			
16	A	Kentucky		0 3														137	H	LSU 3 1			
16	H	Kentucky		1 3														164	A	Mississippi St. 3 2			
24	A	Texas A&M		0 3														184	A	Georgia 1 3			
24	H	Texas A&M		0 3														184	H	Georgia 3 0			
																		214	H	Furman 3 0			
																		214	N	Binghamton 3 0			
																		226	H	Clemson 3 1			
																		227	A	Ga. Southern 3 2			
																		230	H	William & Mary 3 1			
																		237	H	Davidson 3 0			
																		238	N	Wake Forest 3 2			
																		242	H	Winthrop 3 0			
																		263	N	UT Martin 3 0			
																		284	H	Gardner-Webb 3 0			
																		306	N	Buffalo 3 0			
						LAST 10 GAMES																	
						113 A Auburn 0 3						164 A Mississippi St. 3 2											
						56 H Alabama 0 3						24 H Texas A&M 0 3											
						7 H Missouri 3 1						137 H LSU 3 1											
						5 A Florida 0 3						16 A Kentucky 0 3											
						184 H Georgia 3 0						137 A LSU 3 1											

Non-Div. I Games:

South Carolina

Average RPI Win:	161	WON-LOST RECORD	WINNING PCT. RANK	LAST 10 GAMES	STRENGTH OF SCHEDULE	OPP. STRENGTH OF SCHEDULE	TEAM RPI	ADJ RPI	CONF. RPI	ADJ CONF. RPI	
Average RPI Loss:	90										
DIV. I ONLY	17- 11	.60714	108	6- 4	107	90	87	.55378	86	13	13
DIV. I NON-CONF.	9- 4	.69231	74	0- 0	68	52	49	.60093	48	10	10
<hr/>											
TOTALS	RPI 1-25	RPI 26-50		W-L RECORDS	RPI 51-100		RPI 101-150		RPI 150+		
17- 11	0- 1	2- 4		OVERALL	2- 4		3- 0		10- 2		
6- 5	0- 0	2- 2		HOME	0- 2		1- 0		3- 1		
6- 6	0- 1	0- 2		AWAY	1- 2		1- 0		4- 1		
5- 0	0- 0	0- 0		NEUTRAL	1- 0		1- 0		3- 0		
<hr/>											
9- 4	0- 1	2- 2		NON-CONFERENCE	1- 1		1- 0		5- 0		
3- 1	0- 0	2- 1		HOME	0- 0		0- 0		1- 0		
1- 3	0- 1	0- 1		AWAY	0- 1		0- 0		1- 0		
5- 0	0- 0	0- 0		NEUTRAL	1- 0		1- 0		3- 0		
<hr/>											
8- 7	0- 0	0- 2		CONFERENCE	1- 3		2- 0		5- 2		
3- 4	0- 0	0- 1		HOME	0- 2		1- 0		2- 1		
5- 3	0- 0	0- 1		AWAY	1- 1		1- 0		3- 1		
0- 0	0- 0	0- 0		NEUTRAL	0- 0		0- 0		0- 0		
<hr/>											
RPI S	Opponent	Score		RPI S	Opponent	Score		RPI S	Opponent	Score	
13 A	San Diego	0 3		28 A	Hawaii	1 3		58 A	Cal Poly	3 0	
				28 H	Hawaii	0 3		58 H	Cal Poly	0 3	
				32 A	UNLV	0 3		78 N	New Mexico St.	3 2	
				37 H	Pittsburgh	1 3		79 A	Long Beach St.	0 3	
				41 H	Baylor	3 0		79 H	Long Beach St.	2 3	
				48 H	Colorado St.	3 0		90 A	San Diego St.	0 3	

Non-Div. I Games:

UC Santa Barbara



RPI	S	Opponent	Score	
328	A	Delaware St.	3	0
329	H	Coppin St.	3	0

American

A  
m  
e  
r  
i  
c  
a  
n

A  
m  
e  
r  
i  
c  
a  
n



Average RPI Win:		148	WON-LOST RECORD		WINNING PCT. RANK		LAST 10 GAMES		STRENGTH OF SCHEDULE		OPP. STRENGTH OF SCHEDULE		TEAM RPI		ADJ RPI		CONF. RPI		ADJ CONF. RPI	
DIV. I ONLY			17- 12		.58621 119		6- 4		129		43		97		.55107 88		5		5	
DIV. I NON-CONF.			7- 5		.58333 129		0- 0		191		66		141		.51685 141		5		5	
TOTALS		RPI 1-25		RPI 26-50				W-L RECORDS		RPI 51-100				RPI 101-150				RPI 150+		
17- 12		2- 3		0- 0				OVERALL		1- 5				6- 3				8- 1		
6- 5		1- 2		0- 0				HOME		1- 2				1- 1				3- 0		
8- 4		1- 1		0- 0				AWAY		0- 3				4- 0				3- 0		
3- 3		0- 0		0- 0				NEUTRAL		0- 0				1- 2				2- 1		
7- 5		0- 1		0- 0				NON-CONFERENCE		0- 1				3- 2				4- 1		
1- 2		0- 1		0- 0				HOME		0- 1				0- 0				1- 0		
3- 0		0- 0		0- 0				AWAY		0- 0				2- 0				1- 0		
3- 3		0- 0		0- 0				NEUTRAL		0- 0				1- 2				2- 1		
10- 7		2- 2		0- 0				CONFERENCE		1- 4				3- 1				4- 0		
5- 3		1- 1		0- 0				HOME		1- 1				1- 1				2- 0		
5- 4		1- 1		0- 0				AWAY		0- 3				2- 0				2- 0		
0- 0		0- 0		0- 0				NEUTRAL		0- 0				0- 0				0- 0		
RPI	S	Opponent		Score		RPI	S	Opponent		Score		RPI	S	Opponent		Score				
8	A	BYU		0 3						65	A	Loyola Marymount		0 3		115	A	Pepperdine 3 2		
8	H	BYU		3 2						65	H	Loyola Marymount		0 3		115	H	Pepperdine 3 1		
13	A	San Diego		3 2						80	A	Gonzaga		0 3		117	A	Oregon St. 3 2		
13	H	San Diego		0 3						82	H	Texas St.		0 3		124	A	Santa Clara 3 1		
20	H	Utah		0 3						84	A	Pacific		1 3		124	H	Santa Clara 2 3		
										84	H	Pacific		3 0		129	A	Fresno St. 3 0		
															130	N	DePaul 1 3			
															138	N	Utah St. 3 0			
															148	N	Portland St. 1 3			
															158	H	CSU Bakersfield 3 1			
															161	A	St. Mary's (CA) 3 1			
															161	H	St. Mary's (CA) 3 1			
															164	A	Mississippi St. 3 2			
															181	N	Seattle U 1 3			
															236	N	FIU 3 0			
															260	A	San Francisco 3 2			
															260	H	San Francisco 3 0			
															272	N	Troy 3 2			
						LAST 10 GAMES														
						84	H	Pacific		3 0		115	H	Pepperdine		3 1				
						161	H	St. Mary's (CA)		3 1		260	A	San Francisco		3 2				
						8	A	BYU		0 3		124	A	Santa Clara		3 1				
						13	A	San Diego		3 2		80	A	Gonzaga		0 3				
						65	H	Loyola Marymount		0 3		13	H	San Diego		0 3				

Non-Div. I Games:

Portland

Average RPI Win: 155		WON-LOST RECORD		WINNING PCT. RANK		LAST 10 GAMES		STRENGTH OF SCHEDULE		OPP. STRENGTH OF SCHEDULE		TEAM RPI		ADJ RPI		CONF. RPI		ADJ CONF. RPI					
Average RPI Loss: 93																							
DIV. I ONLY		16- 16		.5 174		8- 2		32		127		88		.55088 89		8		8					
DIV. I NON-CONF.		6- 7		.46154 190		0- 0		85		189		133		.5223 134		12		12					
TOTALS		RPI 1-25		RPI 26-50		W-L RECORDS		RPI 51-100		RPI 101-150		RPI 150+											
16- 16		0- 1		0- 1		OVERALL		6- 7		3- 4		7- 3											
6- 6		0- 1		0- 0		HOME		4- 1		0- 2		2- 2											
5- 6		0- 0		0- 0		AWAY		1- 5		1- 1		3- 0											
5- 4		0- 0		0- 1		NEUTRAL		1- 1		2- 1		2- 1											
6- 7		0- 1		0- 1		NON-CONFERENCE		1- 2		1- 1		4- 2											
2- 2		0- 1		0- 0		HOME		1- 0		0- 0		1- 1											
1- 2		0- 0		0- 0		AWAY		0- 2		0- 0		1- 0											
3- 3		0- 0		0- 1		NEUTRAL		0- 0		1- 1		2- 1											
10- 9		0- 0		0- 0		CONFERENCE		5- 5		2- 3		3- 1											
4- 4		0- 0		0- 0		HOME		3- 1		0- 2		1- 1											
4- 4		0- 0		0- 0		AWAY		1- 3		1- 1		2- 0											
2- 1		0- 0		0- 0		NEUTRAL		1- 1		1- 0		0- 0											
RPI	S	Opponent		Score		RPI	S	Opponent		Score		RPI	S	Opponent		Score							
7	H	Missouri		0 3		33	N	SMU		0 3		51	A	James Madison		1 3		104	A	Col. of Charleston		0 3	
												51	H	James Madison		3 2		104	H	Col. of Charleston		2 3	
												51	N	James Madison		0 3		104	N	Col. of Charleston		3 2	
												59	A	Hofstra		0 3		106	A	UNCW		3 1	
												59	H	Hofstra		3 1		106	H	UNCW		2 3	
												61	A	FGCU		0 3		111	N	High Point		1 3	
												71	A	North Carolina St.		0 3		139	N	New Hampshire		3 0	
												73	A	Towson		3 0		153	N	VCU		1 3	
												73	H	Towson		1 3		177	H	Duquesne		3 2	
												97	A	Northeastern		0 3		180	A	Navy		3 0	
												97	H	Northeastern		3 2		185	A	Elon		3 1	
												97	N	Northeastern		3 0		185	H	Elon		2 3	
												100	H	Miami (FL)		3 2		218	H	Penn		1 3	
																		230	A	William & Mary		3 2	
																		230	H	William & Mary		3 0	
																		324	N	New Orleans		3 1	
																		329	N	Coppin St.		3 0	
						LAST 10 GAMES																	
						51 N James Madison 0 3						59 H Hofstra 3 1											
						104 N Col. of Charleston 3 2						97 H Northeastern 3 2											
						97 N Northeastern 3 0						185 A Elon 3 1											
						230 A William & Mary 3 2						73 A Towson 3 0											
						51 A James Madison 1 3						106 A UNCW 3 1											

Non-Div. I Games:

Delaware

Average RPI Win:		154	WON-LOST RECORD		WINNING PCT. RANK		LAST 10 GAMES		STRENGTH OF SCHEDULE		OPP. STRENGTH OF SCHEDULE		TEAM RPI		ADJ RPI		CONF. RPI		ADJ CONF. RPI				
DIV. I ONLY			16- 15		.51613 167		4- 6		53		88		89		.55085 90		7		7				
DIV. I NON-CONF.			8- 6		.57143 138		0- 0		58		91		76		.56957 77		7		7				
TOTALS		RPI 1-25		RPI 26-50		W-L RECORDS		RPI 51-100		RPI 101-150		RPI 150+											
16- 15		0- 3		1- 4		OVERALL		5- 2		4- 4		6- 2											
11- 6		0- 2		1- 2		HOME		4- 0		2- 1		4- 1											
2- 8		0- 1		0- 2		AWAY		0- 1		1- 3		1- 1											
3- 1		0- 0		0- 0		NEUTRAL		1- 1		1- 0		1- 0											
8- 6		0- 3		0- 0		NON-CONFERENCE		3- 1		2- 1		3- 1											
4- 4		0- 2		0- 0		HOME		2- 0		0- 1		2- 1											
1- 1		0- 1		0- 0		AWAY		0- 0		1- 0		0- 0											
3- 1		0- 0		0- 0		NEUTRAL		1- 1		1- 0		1- 0											
8- 9		0- 0		1- 4		CONFERENCE		2- 1		2- 3		3- 1											
7- 2		0- 0		1- 2		HOME		2- 0		2- 0		2- 0											
1- 7		0- 0		0- 2		AWAY		0- 1		0- 3		1- 1											
0- 0		0- 0		0- 0		NEUTRAL		0- 0		0- 0		0- 0											
RPI	S	Opponent		Score		RPI	S	Opponent		Score		RPI	S	Opponent		Score		RPI	S	Opponent		Score	
13	H	San Diego		0	3	29	A	Boise St.		0	3	64	N	Notre Dame		0	3	107	H	Denver		2	3
14	H	Michigan St.		1	3	29	H	Boise St.		1	3	72	A	Wyoming		2	3	129	A	Fresno St.		1	3
21	A	Oregon		0	3	32	H	UNLV		3	0	72	H	Wyoming		3	2	129	H	Fresno St.		3	1
						48	A	Colorado St.		0	3	79	H	Long Beach St.		3	0	133	A	New Mexico		0	3
						48	H	Colorado St.		2	3	83	H	Nevada		3	0	138	A	Utah St.		2	3
												86	H	UC Santa Barbara		3	0	138	H	Utah St.		3	2
												96	N	Murray St.		3	1	140	A	Rhode Island		3	2
																		144	N	UC Davis		3	0
																		175	H	UC Irvine		2	3
																		190	A	San Jose St.		1	3
																		190	H	San Jose St.		3	0
																		225	H	Marist		3	0
																		247	N	Stony Brook		3	2
																		254	A	Air Force		3	0
																		254	H	Air Force		3	1
																		288	H	Cal St. Fullerton		3	0
LAST 10 GAMES																							
133	A	New Mexico		0	3	190	A	San Jose St.		1	3												
32	H	UNLV		3	0	29	H	Boise St.		1	3												
72	H	Wyoming		3	2	254	H	Air Force		3	1												
48	H	Colorado St.		2	3	138	A	Utah St.		2	3												
129	A	Fresno St.		1	3	83	H	Nevada		3	0												

Non-Div. I Games:

San Diego St.

T  
u  
l  
a  
n  
e

Tulane					Through Games Of Nov. 20, 2016							
Average RPI Win: 165 Average RPI Loss: 103		WON-LOST RECORD	WINNING PCT. RANK	LAST 10 GAMES	STRENGTH OF SCHEDULE	OPP. STRENGTH OF SCHEDULE	TEAM RPI	ADJ RPI		CONF. RPI	ADJ CONF. RPI	
DIV. I ONLY		17- 13	.56667	130	5- 5	74	122	92	.54954	91	6	6
DIV. I NON-CONF.		8- 4	.66667	85	0- 0	128	243	99	.54613	99	9	9
<hr/>												
TOTALS		RPI 1-25	RPI 26-50		W-L RECORDS	RPI 51-100		RPI 101-150		RPI 150+		
17- 13	0- 0		1- 5		OVERALL	3- 2		4- 3		9- 3		
4- 7	0- 0		0- 3		HOME	1- 0		1- 2		2- 2		
8- 5	0- 0		1- 2		AWAY	1- 1		2- 1		4- 1		
5- 1	0- 0		0- 0		NEUTRAL	1- 1		1- 0		3- 0		
<hr/>												
8- 4	0- 0		0- 0		NON-CONFERENCE	1- 1		2- 2		5- 1		
0- 3	0- 0		0- 0		HOME	0- 0		0- 2		0- 1		
3- 0	0- 0		0- 0		AWAY	0- 0		1- 0		2- 0		
5- 1	0- 0		0- 0		NEUTRAL	1- 1		1- 0		3- 0		
<hr/>												
9- 9	0- 0		1- 5		CONFERENCE	2- 1		2- 1		4- 2		
4- 4	0- 0		0- 3		HOME	1- 0		1- 0		2- 1		
5- 5	0- 0		1- 2		AWAY	1- 1		1- 1		2- 1		
0- 0	0- 0		0- 0		NEUTRAL	0- 0		0- 0		0- 0		
<hr/>												
RPI S	Opponent	Score	RPI S	Opponent	Score	RPI S	Opponent	Score	RPI S	Opponent	Score	
			33 A	SMU	2 3	53 A	UCF	3 0	101 A	Southern Miss.	3 2	
			33 H	SMU	2 3	61 N	FGCU	0 3	103 N	ETSU	3 0	
			40 A	Cincinnati	0 3	74 A	Tulsa	1 3	112 A	South Fla.	3 1	
			40 H	Cincinnati	2 3	74 H	Tulsa	3 2	116 A	UConn	1 3	
			49 A	Temple	3 2	98 N	North Dakota	3 2	116 H	UConn	3 1	
			49 H	Temple	0 3				123 H	UTRGV	1 3	
									134 H	Sam Houston St.	1 3	
									173 A	Memphis	2 3	
									173 H	Memphis	3 0	
									178 A	Fla. Atlantic	3 2	
									188 A	East Carolina	3 1	
									188 H	East Carolina	1 3	
									226 A	Clemson	3 0	
									238 A	Houston	3 1	
									238 H	Houston	3 0	
									245 N	Abilene Christian	3 0	
									279 H	Bethune-Cookman	2 3	
									282 N	McNeese	3 2	
									325 N	Grambling	3 0	
<hr/>												
LAST 10 GAMES												
			188 A	East Carolina	3 1	116 H	UConn	3 1				
			40 A	Cincinnati	0 3	33 A	SMU	2 3				
			173 H	Memphis	3 0	74 A	Tulsa	1 3				
			238 H	Houston	3 0	173 A	Memphis	2 3				
			49 H	Temple	0 3	238 A	Houston	3 1				

T  
u  
l  
a  
n  
e

Non-Div. I Games:

Tulane

Average RPI Win: 212		WON-LOST RECORD		WINNING PCT. RANK		LAST 10 GAMES		STRENGTH OF SCHEDULE		OPP. STRENGTH OF SCHEDULE		TEAM RPI		ADJ RPI		CONF. RPI		ADJ CONF. RPI	
DIV. I ONLY		24- 8		.75 44		6- 4		209		197		90		.54912 92		18		18	
DIV. I NON-CONF.		10- 3		.76923 45		0- 0		266		188		128		.52543 129		17		17	
TOTALS		RPI 1-25		RPI 26-50		W-L RECORDS		RPI 51-100		RPI 101-150		RPI 150+							
24- 8		0- 0		0- 1		OVERALL		1- 3		7- 2		16- 2							
9- 1		0- 0		0- 0		HOME		0- 1		3- 0		6- 0							
7- 6		0- 0		0- 1		AWAY		1- 1		2- 2		4- 2							
8- 1		0- 0		0- 0		NEUTRAL		0- 1		2- 0		6- 0							
10- 3		0- 0		0- 1		NON-CONFERENCE		1- 1		0- 0		9- 1							
2- 0		0- 0		0- 0		HOME		0- 0		0- 0		2- 0							
2- 2		0- 0		0- 1		AWAY		1- 0		0- 0		1- 1							
6- 1		0- 0		0- 0		NEUTRAL		0- 1		0- 0		6- 0							
14- 5		0- 0		0- 0		CONFERENCE		0- 2		7- 2		7- 1							
7- 1		0- 0		0- 0		HOME		0- 1		3- 0		4- 0							
5- 4		0- 0		0- 0		AWAY		0- 1		2- 2		3- 1							
2- 0		0- 0		0- 0		NEUTRAL		0- 0		2- 0		0- 0							
RPI	S	Opponent		Score		RPI	S	Opponent		Score		RPI	S	Opponent		Score			
				49	A	Temple	1	3	53	N	UCF	1	3	110	A	Sacramento St.	0	3	
									63	A	Southern Ill.	3	1	110	H	Sacramento St.	3	0	
									98	A	North Dakota	0	3	110	N	Sacramento St.	3	1	
									98	H	North Dakota	0	3	126	A	Idaho St.	2	3	
														126	H	Idaho St.	3	1	
														143	A	Northern Colo.	3	1	
														148	A	Portland St.	3	2	
														148	H	Portland St.	3	1	
														148	N	Portland St.	3	0	
														158	A	CSU Bakersfield	2	3	
														175	N	UC Irvine	3	2	
														191	N	Western Mich.	3	1	
														199	A	Eastern Wash.	1	3	
														205	A	Idaho	3	2	
														219	A	Weber St.	3	0	
														219	H	Weber St.	3	0	
														259	H	Montana St.	3	0	
														260	N	San Francisco	3	0	
														263	A	UT Martin	3	1	
														271	N	UC Riverside	3	2	
														276	H	Montana	3	0	
														279	H	Bethune-Cookman	3	0	
														279	H	Bethune-Cookman	3	0	
														290	A	Southern Utah	3	0	
														290	H	Southern Utah	3	0	
														305	N	Alabama A&M	3	0	
														311	N	Hampton	3	0	
				LAST 10 GAMES															
				98	A	North Dakota	0	3	126	A	Idaho St.	2	3	279	H	Bethune-Cookman	3	0	
				110	N	Sacramento St.	3	1	219	A	Weber St.	3	0	290	A	Southern Utah	3	0	
				148	N	Portland St.	3	0	148	A	Portland St.	3	2	290	H	Southern Utah	3	0	
				290	H	Southern Utah	3	0	110	A	Sacramento St.	0	3	305	N	Alabama A&M	3	0	
				98	H	North Dakota	0	3	276	H	Montana	3	0	311	N	Hampton	3	0	

Non-Div. I Games:

Northern Ariz.

Average RPI Win:	158	WON-LOST RECORD	WINNING PCT. RANK	LAST 10 GAMES	STRENGTH OF SCHEDULE	OPP. STRENGTH OF SCHEDULE	TEAM RPI	ADJ RPI	CONF. RPI	ADJ CONF. RPI			
Average RPI Loss:	70												
DIV. I ONLY		16- 13	.55172	137	4- 6	85	57	91	.54833	93	4	4	
DIV. I NON-CONF.		11- 2	.84615	23	0- 0	146	142	55	.59144	56	4	4	
<hr/>													
TOTALS	RPI 1-25	RPI 26-50		W-L RECORDS		RPI 51-100		RPI 101-150		RPI 150+			
16- 13	0- 6	0- 0		OVERALL		4- 1		4- 4		8- 2			
7- 5	0- 3	0- 0		HOME		3- 0		1- 2		3- 0			
3- 8	0- 3	0- 0		AWAY		1- 1		1- 2		1- 1			
6- 0	0- 0	0- 0		NEUTRAL		0- 0		2- 0		4- 0			
11- 2	0- 0	0- 0		NON-CONFERENCE		3- 1		2- 0		6- 1			
4- 0	0- 0	0- 0		HOME		2- 0		0- 0		2- 0			
1- 2	0- 0	0- 0		AWAY		1- 1		0- 0		0- 1			
6- 0	0- 0	0- 0		NEUTRAL		0- 0		2- 0		4- 0			
5- 11	0- 6	0- 0		CONFERENCE		1- 0		2- 4		2- 1			
3- 5	0- 3	0- 0		HOME		1- 0		1- 2		1- 0			
2- 6	0- 3	0- 0		AWAY		0- 0		1- 2		1- 1			
0- 0	0- 0	0- 0		NEUTRAL		0- 0		0- 0		0- 0			
RPI	S	Opponent	Score	RPI	S	Opponent	Score	RPI	S	Opponent	Score		
5	A	Florida	0 <span>3</span>					54	A	Lipscomb	0 <span>3</span>		
5	H	Florida	1 <span>3</span>					56	H	Alabama	3 1		
7	A	Missouri	0 <span>3</span>					57	H	Arkansas St.	3 1		
16	A	Kentucky	0 <span>3</span>					71	H	North Carolina St.	3 2		
16	H	Kentucky	1 <span>3</span>					98	A	North Dakota	3 2		
24	H	Texas A&M	1 <span>3</span>										
										105	A	Tennessee	0 <span>3</span>
										105	H	Tennessee	3 0
										113	A	Auburn	2 <span>3</span>
										113	H	Auburn	2 <span>3</span>
										137	A	LSU	3 1
										137	H	LSU	2 <span>3</span>
										144	N	UC Davis	3 1
										146	N	Northwestern	3 2
										151	A	Chattanooga	2 <span>3</span>
										163	H	Arkansas	3 2
										164	A	Mississippi St.	2 <span>3</span>
										166	H	UT Arlington	3 1
										167	N	Virginia Tech	3 2
										184	A	Georgia	3 1
										192	N	Tennessee St.	3 0
										264	N	Omaha	3 1
										282	H	McNeese	3 0
										298	N	Appalachian St.	3 0
				LAST 10 GAMES									
				184	A	Georgia	3 1	137	A	LSU	3 1		
				164	A	Mississippi St.	2 <span>3</span>	5	A	Florida	0 <span>3</span>		
				16	H	Kentucky	1 <span>3</span>	56	H	Alabama	3 1		
				105	H	Tennessee	3 0	113	H	Auburn	2 <span>3</span>		
				113	A	Auburn	2 <span>3</span>	16	A	Kentucky	0 <span>3</span>		

Non-Div. I Games:

Ole Miss

Average RPI Win:	214	WON-LOST RECORD	WINNING PCT. RANK	LAST 10 GAMES	STRENGTH OF SCHEDULE	OPP. STRENGTH OF SCHEDULE	TEAM RPI	ADJ RPI	CONF. RPI	ADJ CONF. RPI	
Average RPI Loss:	125										
DIV. I ONLY	18- 5	.78261	30	8- 2	249	173	93	.54809	94	17	16
DIV. I NON-CONF.	7- 2	.77778	41	0- 0	276	128	123	.52644	125	21	21
<hr/>											
TOTALS	RPI 1-25	RPI 26-50		W-L RECORDS	RPI 51-100		RPI 101-150		RPI 150+		
18- 5	0- 0	0- 0		OVERALL	2- 2		1- 1		15- 2		
10- 0	0- 0	0- 0		HOME	1- 0		1- 0		8- 0		
5- 5	0- 0	0- 0		AWAY	0- 2		0- 1		5- 2		
3- 0	0- 0	0- 0		NEUTRAL	1- 0		0- 0		2- 0		
<hr/>											
7- 2	0- 0	0- 0		NON-CONFERENCE	1- 1		1- 1		5- 0		
3- 0	0- 0	0- 0		HOME	0- 0		1- 0		2- 0		
1- 2	0- 0	0- 0		AWAY	0- 1		0- 1		1- 0		
3- 0	0- 0	0- 0		NEUTRAL	1- 0		0- 0		2- 0		
<hr/>											
11- 3	0- 0	0- 0		CONFERENCE	1- 1		0- 0		10- 2		
7- 0	0- 0	0- 0		HOME	1- 0		0- 0		6- 0		
4- 3	0- 0	0- 0		AWAY	0- 1		0- 0		4- 2		
0- 0	0- 0	0- 0		NEUTRAL	0- 0		0- 0		0- 0		
<hr/>											
RPI S	Opponent	Score	RPI S	Opponent	Score	RPI S	Opponent	Score	RPI S	Opponent	Score
						62 N	A&M-Corpus Christi	3 1	116 A	UConn	0 3
						66 A	Rice	0 3	128 H	Albany (NY)	3 0
						77 A	Princeton	0 3	164 A	Columbia	2 3
						77 H	Princeton	3 2	164 H	Columbia	3 1
									200 A	Harvard	2 3
									200 H	Harvard	3 1
									201 H	Rutgers	3 2
									203 A	Cornell	3 1
									203 H	Cornell	3 1
									218 A	Penn	3 0
									218 H	Penn	3 0
									238 A	Houston	3 0
									243 A	Dartmouth	3 2
									243 H	Dartmouth	3 0
									261 A	Brown	3 0
									261 H	Brown	3 1
									303 N	Loyola Maryland	3 0
									309 N	St. Francis Brooklyn	3 0
									316 H	Iona	3 0
<hr/>											
			LAST 10 GAMES								
						243 A	Dartmouth	3 2	203 H	Cornell	3 1
						200 A	Harvard	2 3	261 H	Brown	3 1
						218 H	Penn	3 0	77 A	Princeton	0 3
						77 H	Princeton	3 2	218 A	Penn	3 0
						164 H	Columbia	3 1	200 H	Harvard	3 1

Non-Div. I Games:

Yale

[illegible]

**Non-Div. I Games:**

South Dakota



Average RPI Win:		216	WON-LOST RECORD		WINNING PCT. RANK		LAST 10 GAMES		STRENGTH OF SCHEDULE		OPP. STRENGTH OF SCHEDULE		TEAM RPI		ADJ RPI		CONF. RPI		ADJ CONF. RPI		
Average RPI Loss:		127																			
DIV. I ONLY			23- 8		.74194 49		10- 0		200		209		95		.54735 96		26		26		
DIV. I NON-CONF.			5- 7		.41667 212		0- 0		187		49		196		.47798 196		26		26		
TOTALS		RPI 1-25		RPI 26-50		W-L RECORDS		RPI 51-100		RPI 101-150		RPI 150+									
23- 8		0- 1		0- 1		OVERALL		1- 2		5- 2		17- 2									
11- 0		0- 0		0- 0		HOME		0- 0		3- 0		8- 0									
9- 4		0- 1		0- 0		AWAY		1- 1		2- 1		6- 1									
3- 4		0- 0		0- 1		NEUTRAL		0- 1		0- 1		3- 1									
5- 7		0- 1		0- 1		NON-CONFERENCE		1- 2		0- 2		4- 1									
0- 0		0- 0		0- 0		HOME		0- 0		0- 0		0- 0									
2- 3		0- 1		0- 0		AWAY		1- 1		0- 1		1- 0									
3- 4		0- 0		0- 1		NEUTRAL		0- 1		0- 1		3- 1									
18- 1		0- 0		0- 0		CONFERENCE		0- 0		5- 0		13- 1									
11- 0		0- 0		0- 0		HOME		0- 0		3- 0		8- 0									
7- 1		0- 0		0- 0		AWAY		0- 0		2- 0		5- 1									
0- 0		0- 0		0- 0		NEUTRAL		0- 0		0- 0		0- 0									
RPI	S	Opponent		Score		RPI	S	Opponent		Score		RPI	S	Opponent		Score					
21	A	Oregon		0 3		50	N	Illinois		0 3		63	A	Southern Ill.		0 3		102	A	SIUE	3 2
												76	A	Saint Louis		3 2		102	H	SIUE	3 2
												90	N	San Diego St.		1 3		102	H	SIUE	3 2
																		117	A	Butler	1 3
																		135	A	Austin Peay	3 1
																		135	H	Austin Peay	3 0
																		144	N	UC Davis	1 3
																		179	A	Belmont	3 2
																		192	A	Tennessee St.	3 0
																		194	N	Wright St.	3 0
																		211	N	Ball St.	3 2
																		213	N	Youngstown St.	3 2
																		234	A	Fort Wayne	3 1
																		240	H	Eastern Ky.	3 1
																		240	H	Eastern Ky.	3 1
																		263	A	UT Martin	3 0
																		263	H	UT Martin	3 0
																		264	N	Omaha	2 3
																		269	A	Morehead St.	0 3
																		291	H	Tennessee Tech	3 0
																		292	H	Jacksonville St.	3 0
																		292	H	Jacksonville St.	3 0
																		293	A	Southeast Mo. St.	3 0
																		293	H	Southeast Mo. St.	3 0
																		310	A	Eastern Ill.	3 0
																		310	H	Eastern Ill.	3 1
LAST 10 GAMES																					
						102	H	SIUE		3 2		240	H	Eastern Ky.		3 1		240	H	Eastern Ky.	3 1
						240	H	Eastern Ky.		3 1		135	A	Austin Peay		3 1		263	A	UT Martin	3 0
						292	H	Jacksonville St.		3 0		263	A	UT Martin		3 0		293	A	Southeast Mo. St.	3 0
						102	H	SIUE		3 2		293	A	Southeast Mo. St.		3 0		310	A	Eastern Ill.	3 0
						310	H	Eastern Ill.		3 1		179	A	Belmont		3 2		310	H	Eastern Ill.	3 1

Non-Div. I Games:

Murray St.

Average RPI Win: 174		WON-LOST RECORD		WINNING PCT. RANK		LAST 10 GAMES		STRENGTH OF SCHEDULE		OPP. STRENGTH OF SCHEDULE		TEAM RPI		ADJ RPI		CONF. RPI		ADJ CONF. RPI	
DIV. I ONLY		20- 11		.64516 87		4- 6		152		117		98		.54712 97		8		8	
DIV. I NON-CONF.		10- 4		.71429 69		0- 0		257		198		145		.51409 146		12		12	
TOTALS		RPI 1-25		RPI 26-50		W-L RECORDS		RPI 51-100		RPI 101-150		RPI 150+							
20- 11		0- 0		0- 1		OVERALL		4- 5		4- 1		12- 4							
11- 0		0- 0		0- 0		HOME		4- 0		2- 0		5- 0							
7- 7		0- 0		0- 0		AWAY		0- 4		2- 1		5- 2							
2- 4		0- 0		0- 1		NEUTRAL		0- 1		0- 0		2- 2							
10- 4		0- 0		0- 1		NON-CONFERENCE		0- 0		1- 0		9- 3							
3- 0		0- 0		0- 0		HOME		0- 0		0- 0		3- 0							
5- 1		0- 0		0- 0		AWAY		0- 0		1- 0		4- 1							
2- 3		0- 0		0- 1		NEUTRAL		0- 0		0- 0		2- 2							
10- 7		0- 0		0- 0		CONFERENCE		4- 5		3- 1		3- 1							
8- 0		0- 0		0- 0		HOME		4- 0		2- 0		2- 0							
2- 6		0- 0		0- 0		AWAY		0- 4		1- 1		1- 1							
0- 1		0- 0		0- 0		NEUTRAL		0- 1		0- 0		0- 0							
RPI S	Opponent	Score		RPI S	Opponent	Score		RPI S	Opponent	Score		RPI S	Opponent	Score					
				45 N	Washington St.	0	3	51 A	James Madison	1	3	104 A	Col. of Charleston	0	3				
								51 H	James Madison	3	1	104 H	Col. of Charleston	3	1				
								59 A	Hofstra	2	3	106 A	UNCW	3	1				
								59 H	Hofstra	3	0	106 H	UNCW	3	0				
								73 A	Towson	1	3	139 A	New Hampshire	3	1				
								73 H	Towson	3	2	157 N	North Florida	3	1				
								89 A	Delaware	2	3	172 N	California	2	3				
								89 H	Delaware	3	0	175 A	UC Irvine	1	3				
								89 N	Delaware	0	3	178 A	Fla. Atlantic	3	1				
												185 A	Elon	2	3				
												185 H	Elon	3	2				
												186 N	Drake	1	3				
												200 A	Harvard	3	1				
												214 H	Binghamton	3	0				
												230 A	William & Mary	3	2				
												230 H	William & Mary	3	0				
												231 A	Boston College	3	0				
												274 H	Fordham	3	1				
												279 N	Bethune-Cookman	3	0				
												280 A	UMass Lowell	3	0				
												301 H	Presbyterian	3	0				
				LAST 10 GAMES															
				89 N	Delaware	0	3	104 H	Col. of Charleston	3	1								
				185 A	Elon	2	3	59 A	Hofstra	2	3								
				73 A	Towson	1	3	230 A	William & Mary	3	2								
				89 A	Delaware	2	3	51 A	James Madison	1	3								
				106 H	UNCW	3	0	59 H	Hofstra	3	0								

Non-Div. I Games:

Northeastern

Average RPI Win:		207	WON-LOST RECORD		WINNING PCT. RANK	LAST 10 GAMES	STRENGTH OF SCHEDULE		OPP. STRENGTH OF SCHEDULE	TEAM RPI	ADJ RPI	CONF. RPI	ADJ CONF. RPI
Average RPI Loss:		103											
DIV. I ONLY		26-9			.74286 48	10-0	217		165	96	.54643 98	18	18
DIV. I NON-CONF.		9-7			.5625 145	1-0	204		151	165	.49992 164	17	17
TOTALS		RPI 1-25	RPI 26-50		W-L RECORDS		RPI 51-100		RPI 101-150		RPI 150+		
26-9		0-1	0-0		OVERALL		2-4		6-3		18-1		
13-3		0-0	0-0		HOME		1-1		4-1		8-1		
10-4		0-1	0-0		AWAY		1-1		0-2		9-0		
3-2		0-0	0-0		NEUTRAL		0-2		2-0		1-0		
9-7		0-1	0-0		NON-CONFERENCE		0-4		2-1		7-1		
2-3		0-0	0-0		HOME		0-1		0-1		2-1		
4-2		0-1	0-0		AWAY		0-1		0-0		4-0		
3-2		0-0	0-0		NEUTRAL		0-2		2-0		1-0		
17-2		0-0	0-0		CONFERENCE		2-0		4-2		11-0		
11-0		0-0	0-0		HOME		1-0		4-0		6-0		
6-2		0-0	0-0		AWAY		1-0		0-2		5-0		
0-0		0-0	0-0		NEUTRAL		0-0		0-0		0-0		
RPI S	Opponent	Score	RPI S	Opponent	Score	RPI S	Opponent	Score	RPI S	Opponent	Score		
4 A	Minnesota	1 3				75 N	Green Bay	0 3	103 N	ETSU	3 2		
						91 N	Tulane	2 3	110 H	Sacramento St.	3 2		
						92 A	Northern Ariz.	3 0	126 A	Idaho St.	2 3		
						92 H	Northern Ariz.	3 0	126 H	Idaho St.	3 0		
						93 H	Ole Miss	2 3	143 A	Northern Colo.	0 3		
						95 A	South Dakota	1 3	143 H	Northern Colo.	3 0		
									144 H	UC Davis	0 3		
									144 N	Toledo	3 0		
									148 H	Portland St.	3 1		
									152 H	Texas Tech	0 3		
									199 A	Eastern Wash.	3 1		
									199 H	Eastern Wash.	3 0		
									204 A	North Dakota St.	3 0		
									205 A	Idaho	3 1		
									205 H	Idaho	3 0		
									205 H	Idaho	3 1		
									216 H	UTEP	3 0		
									219 A	Weber St.	3 1		
									226 A	Clemson	3 1		
									259 A	Montana St.	3 0		
									259 H	Montana St.	3 0		
									264 H	Omaha	3 0		
									276 A	Montana	3 1		
									276 H	Montana	3 0		
									290 H	Southern Utah	3 0		
									292 A	Jacksonville St.	3 0		
									297 A	South Dakota St.	3 1		
			LAST 10 GAMES										
			92 H	Northern Ariz.	3 0	205 H	Idaho	3 1	276 A	Montana	3 1		
			126 H	Idaho St.	3 0	199 H	Eastern Wash.	3 0	276 H	Montana	3 0		
			205 H	Idaho	3 0	259 A	Montana St.	3 0	290 H	Southern Utah	3 0		
			143 H	Northern Colo.	3 0	276 A	Montana	3 1	292 A	Jacksonville St.	3 0		
			92 A	Northern Ariz.	3 0	204 A	North Dakota St.	3 0	297 A	South Dakota St.	3 1		

Non-Div. I Games:

North Dakota

RPI	S	Opponent	Score	
332	N	Alcorn	3	0

North Dakota

N  
o  
r  
t  
h  
D  
a  
k  
o  
t  
a

N  
o  
r  
t  
h  
D  
a  
k  
o  
t  
a

Average RPI Win:	185	WON-LOST	WINNING	LAST 10	STRENGTH OF	OPP. STRENGTH	TEAM	ADJ	CONF.	ADJ CONF.	
Average RPI Loss:	32	RECORD	PCT. RANK	GAMES	SCHEDULE	OF SCHEDULE	RPI	RPI	RPI	RPI	
DIV. I ONLY	14- 14	.5	174	3- 7	68	33	99	.54614	99	2	2
DIV. I NON-CONF.	9- 4	.69231	74	0- 0	189	135	112	.5382	113	3	3
<hr/>											
TOTALS	RPI 1-25	RPI 26-50		W-L RECORDS		RPI 51-100		RPI 101-150		RPI 150+	
14- 14	1- 8	0- 4		OVERALL		0- 1		3- 1		10- 0	
7- 6	1- 3	0- 2		HOME		0- 1		1- 0		5- 0	
4- 6	0- 4	0- 2		AWAY		0- 0		2- 0		2- 0	
3- 2	0- 1	0- 0		NEUTRAL		0- 0		0- 1		3- 0	
<hr/>											
9- 4	0- 1	0- 1		NON-CONFERENCE		0- 1		1- 1		8- 0	
5- 1	0- 0	0- 0		HOME		0- 1		1- 0		4- 0	
1- 1	0- 0	0- 1		AWAY		0- 0		0- 0		1- 0	
3- 2	0- 1	0- 0		NEUTRAL		0- 0		0- 1		3- 0	
<hr/>											
5- 10	1- 7	0- 3		CONFERENCE		0- 0		2- 0		2- 0	
2- 5	1- 3	0- 2		HOME		0- 0		0- 0		1- 0	
3- 5	0- 4	0- 1		AWAY		0- 0		2- 0		1- 0	
0- 0	0- 0	0- 0		NEUTRAL		0- 0		0- 0		0- 0	
<hr/>											
RPI S	Opponent	Score	RPI S	Opponent	Score	RPI S	Opponent	Score	RPI S	Opponent	Score
2 A	Texas	0 3	30 H	Iowa St.	1 3	67 H	UTSA	2 3	132 H	Ohio	3 0
2 H	Texas	1 3	41 A	Baylor	1 3				141 N	Maryland	1 3
6 A	Kansas	0 3	41 H	Baylor	2 3				147 A	West Virginia	3 1
6 H	Kansas	1 3	43 A	Southern California	0 3				147 A	West Virginia	3 0
11 N	Washington	1 3							152 A	Texas Tech	3 0
19 A	Kansas St.	1 3							152 H	Texas Tech	3 0
19 H	Kansas St.	1 3							164 N	Mississippi St.	3 2
25 A	TCU	2 3							174 H	UMKC	3 0
25 H	TCU	3 0							209 A	Little Rock	3 1
									216 H	UTEP	3 0
									221 H	Oral Roberts	3 0
									263 N	UT Martin	3 1
									267 H	Lamar University	3 0
									314 N	Ark.-Pine Bluff	3 0
<hr/>											
LAST 10 GAMES											
41 H Baylor					2 3	25 H TCU		3 0			
19 A Kansas St.					1 3	2 A Texas		0 3			
152 H Texas Tech					3 0	41 A Baylor		1 3			
30 H Iowa St.					1 3	19 H Kansas St.		1 3			
6 H Kansas					1 3	152 A Texas Tech		3 0			

Non-Div. I Games:

Oklahoma



Average RPI Win:		218	WON-LOST RECORD		WINNING PCT. RANK		LAST 10 GAMES		STRENGTH OF SCHEDULE		OPP. STRENGTH OF SCHEDULE		TEAM RPI		ADJ RPI		CONF. RPI		ADJ CONF. RPI	
DIV. I ONLY			23- 8		.74194 49		8- 2		223		156		100		.54458 101		14		14	
DIV. I NON-CONF.			11- 4		.73333 65		0- 0		247		169		124		.52634 126		16		16	
TOTALS		RPI 1-25		RPI 26-50		W-L RECORDS		RPI 51-100		RPI 101-150		RPI 150+								
23- 8		0- 2		0- 0		OVERALL		1- 4		3- 0		19- 2								
9- 2		0- 1		0- 0		HOME		1- 1		1- 0		7- 0								
8- 5		0- 0		0- 0		AWAY		0- 3		1- 0		7- 2								
6- 1		0- 1		0- 0		NEUTRAL		0- 0		1- 0		5- 0								
11- 4		0- 1		0- 0		NON-CONFERENCE		0- 2		2- 0		9- 1								
3- 1		0- 0		0- 0		HOME		0- 1		0- 0		3- 0								
3- 2		0- 0		0- 0		AWAY		0- 1		1- 0		2- 1								
5- 1		0- 1		0- 0		NEUTRAL		0- 0		1- 0		4- 0								
12- 4		0- 1		0- 0		CONFERENCE		1- 2		1- 0		10- 1								
6- 1		0- 1		0- 0		HOME		1- 0		1- 0		4- 0								
5- 3		0- 0		0- 0		AWAY		0- 2		0- 0		5- 1								
1- 0		0- 0		0- 0		NEUTRAL		0- 0		0- 0		1- 0								
RPI	S	Opponent		Score		RPI	S	Opponent		Score		RPI	S	Opponent		Score				
15	H	Western Ky.		1	3				56	A	Alabama	2	3	109	H	Marshall	3 0			
19	N	Kansas St.		1	3				66	A	Rice	2	3	116	N	UConn	3 0			
									66	H	Rice	3	2	137	A	LSU	3 1			
									67	A	UTSA	0	3	163	A	Arkansas	3 1			
									91	H	Tulane	2	3	174	N	UMKC	3 0			
														178	A	Fla. Atlantic	1 3			
														182	A	North Texas	3 1			
														182	H	North Texas	3 1			
														182	N	North Texas	3 1			
														196	A	South Ala.	2 3			
														216	A	UTEP	3 0			
														229	N	Virginia	3 0			
														236	A	FIU	3 1			
														244	N	Lehigh	3 0			
														251	N	Northwestern St.	3 0			
														256	A	Louisiana Tech	3 0			
														256	H	Louisiana Tech	3 0			
														277	H	UAB	3 0			
														278	A	Middle Tenn.	3 0			
														281	H	Charlotte	3 0			
														282	H	McNeese	3 1			
														286	A	La.-Monroe	3 0			
														295	H	Southern U.	3 0			
														325	H	Grambling	3 0			
LAST 10 GAMES																				
						66	A	Rice	2	3	277	H	UAB	3	0					
						182	N	North Texas	3	1	182	H	North Texas	3	1					
						236	A	FIU	3	1	281	H	Charlotte	3	0					
						256	A	Louisiana Tech	3	0	178	A	Fla. Atlantic	1	3					
						66	H	Rice	3	2	278	A	Middle Tenn.	3	0					

Non-Div. I Games:

Southern Miss.

Average RPI Win: 243		WON-LOST RECORD	WINNING PCT. RANK		LAST 10 GAMES	STRENGTH OF SCHEDULE	OPP. STRENGTH OF SCHEDULE	TEAM RPI	ADJ RPI	CONF. RPI	ADJ CONF. RPI				
Average RPI Loss: 99															
DIV. I ONLY		22- 8	.73333	52	8- 2	187	255	101	.54386	102	26	26			
DIV. I NON-CONF.		7- 4	.63636	110	0- 0	136	204	110	.53931	111	26	26			
<hr/>															
TOTALS		RPI 1-25		RPI 26-50		W-L RECORDS		RPI 51-100		RPI 101-150		RPI 150+			
22- 8		0- 0		0- 1		OVERALL		0- 4		2- 3		20- 0			
7- 3		0- 0		0- 0		HOME		0- 2		0- 1		7- 0			
10- 2		0- 0		0- 0		AWAY		0- 2		1- 0		9- 0			
5- 3		0- 0		0- 1		NEUTRAL		0- 0		1- 2		4- 0			
7- 4		0- 0		0- 1		NON-CONFERENCE		0- 1		0- 2		7- 0			
1- 1		0- 0		0- 0		HOME		0- 1		0- 0		1- 0			
3- 0		0- 0		0- 0		AWAY		0- 0		0- 0		3- 0			
3- 3		0- 0		0- 1		NEUTRAL		0- 0		0- 2		3- 0			
15- 4		0- 0		0- 0		CONFERENCE		0- 3		2- 1		13- 0			
6- 2		0- 0		0- 0		HOME		0- 1		0- 1		6- 0			
7- 2		0- 0		0- 0		AWAY		0- 2		1- 0		6- 0			
2- 0		0- 0		0- 0		NEUTRAL		0- 0		1- 0		1- 0			
RPI	S	Opponent	Score	RPI	S	Opponent	Score	RPI	S	Opponent	Score				
				27	N	Dayton	1 3	75	H	Green Bay	2 3	121	N	Bowling Green	0 3
								96	A	Murray St.	2 3	135	A	Austin Peay	3 0
								96	A	Murray St.	2 3	135	H	Austin Peay	2 3
								96	H	Murray St.	2 3	135	N	Austin Peay	3 1
												144	N	Toledo	2 3
												164	A	Columbia	3 1
												179	A	Belmont	3 0
												183	A	Ill.-Chicago	3 1
												192	H	Tennessee St.	3 0
												194	A	Wright St.	3 1
												232	N	Bryant	3 1
												240	H	Eastern Ky.	3 0
												253	H	Evansville	3 0
												263	A	UT Martin	3 1
												263	H	UT Martin	3 1
												269	H	Morehead St.	3 2
												269	N	Morehead St.	3 0
												280	N	UMass Lowell	3 1
												291	A	Tennessee Tech	3 0
												292	A	Jacksonville St.	3 1
												293	A	Southeast Mo. St.	3 2
												293	H	Southeast Mo. St.	3 1
												299	N	Manhattan	3 0
												310	A	Eastern Ill.	3 0
												310	H	Eastern Ill.	3 0
LAST 10 GAMES															
				96	A	Murray St.	2 3	263	H	UT Martin	3 1	299	N	Manhattan	3 0
				135	N	Austin Peay	3 1	293	H	Southeast Mo. St.	3 1	310	A	Eastern Ill.	3 0
				269	N	Morehead St.	3 0	179	A	Belmont	3 0	310	H	Eastern Ill.	3 0
				96	A	Murray St.	2 3	310	A	Eastern Ill.	3 0				
				135	A	Austin Peay	3 0	292	A	Jacksonville St.	3 1				

Non-Div. I Games:

SIUE



Average RPI Win: 219		WON-LOST RECORD	WINNING PCT. RANK	LAST 10 GAMES	STRENGTH OF SCHEDULE	OPP. STRENGTH OF SCHEDULE	TEAM RPI	ADJ RPI	CONF. RPI	ADJ CONF. RPI		
Average RPI Loss: 141												
DIV. I ONLY		22- 8	.73333	52	8- 2	201	221	102	.54372	103	21	21
DIV. I NON-CONF.		8- 4	.66667	85	0- 0	223	196	142	.51571	142	24	24
<hr/>												
TOTALS		RPI 1-25		RPI 26-50		W-L RECORDS		RPI 51-100		RPI 101-150		RPI 150+
22- 8	0- 0			0- 0		OVERALL		0- 3		3- 1		19- 4
11- 0	0- 0			0- 0		HOME		0- 0		2- 0		9- 0
6- 6	0- 0			0- 0		AWAY		0- 1		1- 1		5- 4
5- 2	0- 0			0- 0		NEUTRAL		0- 2		0- 0		5- 0
<hr/>												
8- 4	0- 0			0- 0		NON-CONFERENCE		0- 3		1- 0		7- 1
3- 0	0- 0			0- 0		HOME		0- 0		1- 0		2- 0
1- 2	0- 0			0- 0		AWAY		0- 1		0- 0		1- 1
4- 2	0- 0			0- 0		NEUTRAL		0- 2		0- 0		4- 0
<hr/>												
14- 4	0- 0			0- 0		CONFERENCE		0- 0		2- 1		12- 3
8- 0	0- 0			0- 0		HOME		0- 0		1- 0		7- 0
5- 4	0- 0			0- 0		AWAY		0- 0		1- 1		4- 3
1- 0	0- 0			0- 0		NEUTRAL		0- 0		0- 0		1- 0
<hr/>												
RPI S	Opponent	Score	RPI S	Opponent	Score	RPI S	Opponent	Score	RPI S	Opponent	Score	
						56 A	Alabama	1 3	135 H	Austin Peay	3 0	
						91 N	Tulane	0 3	136 A	Samford	0 3	
						98 N	North Dakota	2 3	136 A	Samford	3 2	
									136 H	Samford	3 0	
									151 A	Chattanooga	1 3	
									151 H	Chattanooga	3 0	
									156 A	UNCG	1 3	
									156 H	UNCG	3 0	
									170 A	Liberty	3 0	
									197 A	Mercer	3 0	
									197 H	Mercer	3 0	
									208 A	Wofford	3 0	
									208 H	Wofford	3 0	
									214 A	Furman	2 3	
									214 H	Furman	3 1	
									214 N	Furman	3 1	
									223 H	USC Upstate	3 0	
									223 N	USC Upstate	3 1	
									226 A	Clemson	2 3	
									227 N	Ga. Southern	3 0	
									266 A	Western Caro.	3 1	
									266 H	Western Caro.	3 2	
									272 H	Troy	3 0	
									301 N	Presbyterian	3 0	
									302 A	The Citadel	3 0	
									302 H	The Citadel	3 0	
									311 N	Hampton	3 0	
			LAST 10 GAMES									
			136 A	Samford	0 3	136 H	Samford	3 0	272 H	Troy	3 0	
			214 N	Furman	3 1	156 A	UNCG	1 3	301 N	Presbyterian	3 0	
			197 A	Mercer	3 0	208 H	Wofford	3 0	302 A	The Citadel	3 0	
			302 A	The Citadel	3 0	302 H	The Citadel	3 0	302 H	The Citadel	3 0	
			214 H	Furman	3 1	197 H	Mercer	3 0	311 N	Hampton	3 0	

Non-Div. I Games:

ETSU

Average RPI Win:	162	WON-LOST	WINNING	LAST 10	STRENGTH OF	OPP. STRENGTH	TEAM	ADJ	CONF.	ADJ CONF.	
Average RPI Loss:	109	RECORD	PCT. RANK	GAMES	SCHEDULE	OF SCHEDULE	RPI	RPI	RPI	RPI	
DIV. I ONLY	17- 12	.58621	119	5- 5	115	104	106	.54346	104	8	8
DIV. I NON-CONF.	7- 5	.58333	129	0- 0	234	165	170	.49538	170	12	12
<hr/>											
TOTALS	RPI 1-25	RPI 26-50		W-L RECORDS	RPI 51-100		RPI 101-150		RPI 150+		
17- 12	0- 0	0- 2		OVERALL	7- 5		0- 2		10- 3		
11- 3	0- 0	0- 0		HOME	4- 2		0- 1		7- 0		
4- 6	0- 0	0- 1		AWAY	3- 2		0- 1		1- 2		
2- 3	0- 0	0- 1		NEUTRAL	0- 1		0- 0		2- 1		
<hr/>											
7- 5	0- 0	0- 2		NON-CONFERENCE	0- 1		0- 0		7- 2		
5- 1	0- 0	0- 0		HOME	0- 1		0- 0		5- 0		
0- 2	0- 0	0- 1		AWAY	0- 0		0- 0		0- 1		
2- 2	0- 0	0- 1		NEUTRAL	0- 0		0- 0		2- 1		
<hr/>											
10- 7	0- 0	0- 0		CONFERENCE	7- 4		0- 2		3- 1		
6- 2	0- 0	0- 0		HOME	4- 1		0- 1		2- 0		
4- 4	0- 0	0- 0		AWAY	3- 2		0- 1		1- 1		
0- 1	0- 0	0- 0		NEUTRAL	0- 1		0- 0		0- 0		
<hr/>											
RPI S	Opponent	Score	RPI S	Opponent	Score	RPI S	Opponent	Score	RPI S	Opponent	Score
			41 A	Baylor	0 3	51 A	James Madison	3 1	106 A	UNCW	1 3
			45 N	Washington St.	0 3	51 H	James Madison	2 3	106 H	UNCW	2 3
						59 A	Hofstra	1 3	153 H	VCU	3 1
						59 H	Hofstra	3 1	159 N	Loyola Chicago	1 3
						73 A	Towson	3 2	185 A	Elon	3 1
						73 H	Towson	3 1	185 H	Elon	3 0
						85 H	South Carolina	0 3	214 H	Binghamton	3 0
						89 A	Delaware	3 2	229 N	Virginia	3 2
						89 H	Delaware	3 0	230 A	William & Mary	1 3
						89 N	Delaware	2 3	230 H	William & Mary	3 0
						97 A	Northeastern	1 3	237 N	Davidson	3 0
						97 H	Northeastern	3 0	238 A	Wake Forest	0 3
									250 H	Eastern Mich.	3 1
									263 H	UT Martin	3 0
									285 H	Charleston So.	3 1
<hr/>											
LAST 10 GAMES											
	89 N	Delaware	2	3	59 A	Hofstra	1	3			
	106 A	UNCW	1	3	97 A	Northeastern	1	3			
	230 H	William & Mary	3	0	73 H	Towson	3	1			
	185 H	Elon	3	0	89 H	Delaware	3	0			
	51 H	James Madison	2	3	185 A	Elon	3	1			

Non-Div. I Games:

Col. of Charleston

Average RPI Win:	168	WON-LOST RECORD	WINNING PCT. RANK	LAST 10 GAMES	STRENGTH OF SCHEDULE	OPP. STRENGTH OF SCHEDULE	TEAM RPI	ADJ RPI	CONF. RPI	ADJ CONF. RPI		
Average RPI Loss:	70											
DIV. I ONLY		16- 13	.55172	137	4- 6	108	59	111	.54305	105	4	4
DIV. I NON-CONF.		10- 3	.76923	45	0- 0	143	123	69	.57617	69	4	4
<hr/>												
TOTALS	RPI 1-25	RPI 26-50		W-L RECORDS		RPI 51-100		RPI 101-150		RPI 150+		
16- 13	0- 5	1- 1		OVERALL		3- 4		3- 0		9- 3		
8- 3	0- 2	1- 0		HOME		1- 0		2- 0		4- 1		
5- 8	0- 3	0- 1		AWAY		1- 2		0- 0		4- 2		
3- 2	0- 0	0- 0		NEUTRAL		1- 2		1- 0		1- 0		
<hr/>												
10- 3	0- 0	1- 1		NON-CONFERENCE		1- 2		1- 0		7- 0		
3- 0	0- 0	1- 0		HOME		0- 0		0- 0		2- 0		
4- 1	0- 0	0- 1		AWAY		0- 0		0- 0		4- 0		
3- 2	0- 0	0- 0		NEUTRAL		1- 2		1- 0		1- 0		
<hr/>												
6- 10	0- 5	0- 0		CONFERENCE		2- 2		2- 0		2- 3		
5- 3	0- 2	0- 0		HOME		1- 0		2- 0		2- 1		
1- 7	0- 3	0- 0		AWAY		1- 2		0- 0		0- 2		
0- 0	0- 0	0- 0		NEUTRAL		0- 0		0- 0		0- 0		
<hr/>												
RPI S	Opponent	Score	RPI S	Opponent	Score	RPI S	Opponent	Score	RPI S	Opponent	Score	
5 A	Florida	1 <div>3</div>	39 A	Cleveland St.	2 <div>3</div>	51 N	James Madison	3 0	113 H	Auburn	3 0	
7 H	Missouri	1 <div>3</div>	40 H	Cincinnati	3 1	52 N	Northern Ill.	0 <div>3</div>	137 H	LSU	3 1	
16 A	Kentucky	0 <div>3</div>				56 A	Alabama	3 0	149 N	Milwaukee	3 1	
24 A	Texas A&M	0 <div>3</div>				69 N	Xavier	1 <div>3</div>	163 A	Arkansas	0 <div>3</div>	
24 H	Texas A&M	1 <div>3</div>				85 A	South Carolina	2 <div>3</div>	163 H	Arkansas	3 1	
						93 A	Ole Miss	0 <div>3</div>	164 A	Mississippi St.	0 <div>3</div>	
						93 H	Ole Miss	3 0	164 H	Mississippi St.	0 <div>3</div>	
									184 H	Georgia	3 0	
									191 A	Western Mich.	3 1	
									198 A	Kent St.	3 1	
									233 A	George Washington	3 0	
									250 N	Eastern Mich.	3 1	
									272 A	Troy	3 0	
									278 H	Middle Tenn.	3 0	
									286 H	La.-Monroe	3 0	
<hr/>												
LAST 10 GAMES												
137 H LSU						3	1	7 H	Missouri	1	<div>3</div>	
24 H Texas A&M						1	<div>3</div>	113 H	Auburn	3	0	
163 A Arkansas						0	<div>3</div>	56 A	Alabama	3	0	
93 A Ole Miss						0	<div>3</div>	164 A	Mississippi St.	0	<div>3</div>	
24 A Texas A&M						0	<div>3</div>	163 H	Arkansas	3	1	

Non-Div. I Games:

Tennessee

Average RPI Win: 176		WON-LOST	WINNING	LAST 10	STRENGTH OF		OPP. STRENGTH	TEAM	ADJ	CONF.	ADJ CONF.		
Average RPI Loss: 101		RECORD	PCT. RANK	GAMES	SCHEDULE		OF SCHEDULE	RPI	RPI	RPI	RPI		
DIV. I ONLY		17- 11	.60714	108	5- 5		128	124	103	.54254	106	8	8
DIV. I NON-CONF.		10- 2	.83333	27	0- 0		230	197	94	.55535	94	12	12
TOTALS		RPI 1-25	RPI 26-50		W-L RECORDS		RPI 51-100		RPI 101-150		RPI 150+		
17- 11	0- 0	0- 0		OVERALL		3- 9		3- 0		11- 2			
7- 5	0- 0	0- 0		HOME		1- 4		1- 0		5- 1			
6- 6	0- 0	0- 0		AWAY		2- 5		1- 0		3- 1			
4- 0	0- 0	0- 0		NEUTRAL		0- 0		1- 0		3- 0			
10- 2	0- 0	0- 0		NON-CONFERENCE		1- 1		1- 0		8- 1			
3- 1	0- 0	0- 0		HOME		0- 0		0- 0		3- 1			
3- 1	0- 0	0- 0		AWAY		1- 1		0- 0		2- 0			
4- 0	0- 0	0- 0		NEUTRAL		0- 0		1- 0		3- 0			
7- 9	0- 0	0- 0		CONFERENCE		2- 8		2- 0		3- 1			
4- 4	0- 0	0- 0		HOME		1- 4		1- 0		2- 0			
3- 5	0- 0	0- 0		AWAY		1- 4		1- 0		1- 1			
0- 0	0- 0	0- 0		NEUTRAL		0- 0		0- 0		0- 0			
RPI S	Opponent	Score	RPI S	Opponent	Score	RPI S	Opponent	Score	RPI S	Opponent	Score		
						51 A James Madison	1 3	104 A Col. of Charleston	3 2				
						51 H James Madison	2 3	104 H Col. of Charleston	3 1				
						59 A Duke	2 3	132 N Ohio	3 1				
						59 A Hofstra	2 3	176 H Campbell	3 0				
						59 H Hofstra	3 1	182 A North Texas	3 1				
						71 A North Carolina St.	3 1	185 A Elon	3 2				
						73 A Towson	1 3	185 H Elon	3 0				
						73 H Towson	0 3	208 N Wofford	3 2				
						89 A Delaware	3 2	224 H Jacksonville	3 1				
						89 H Delaware	1 3	228 N Indiana St.	3 0				
						97 A Northeastern	0 3	230 A William & Mary	2 3				
						97 H Northeastern	1 3	230 H William & Mary	3 0				
								237 H Davidson	0 3				
								242 H Winthrop	3 0				
								283 N UL Lafayette	3 0				
								298 A Appalachian St.	3 0				
LAST 10 GAMES													
						104 H Col. of Charleston	3 1	59 A Hofstra	2 3				
						185 H Elon	3 0	89 H Delaware	1 3				
						51 H James Madison	2 3	73 H Towson	0 3				
						230 H William & Mary	3 0	185 A Elon	3 2				
						97 A Northeastern	0 3	104 A Col. of Charleston	3 2				

Non-Div. I Games:

UNCW

Average RPI Win: 221		WON-LOST RECORD		WINNING PCT. RANK		LAST 10 GAMES		STRENGTH OF SCHEDULE		OPP. STRENGTH OF SCHEDULE		TEAM RPI		ADJ RPI		CONF. RPI		ADJ CONF. RPI	
DIV. I ONLY		23- 7		.76667 34		6- 1		244		207		105		.54227 107		25		25	
DIV. I NON-CONF.		8- 4		.66667 85		0- 0		177		98		111		.53899 112		22		22	
TOTALS		RPI 1-25		RPI 26-50		W-L RECORDS		RPI 51-100		RPI 101-150		RPI 150+							
23- 7		0- 2		0- 0		OVERALL		4- 1		0- 2		19- 2							
14- 1		0- 0		0- 0		HOME		3- 0		0- 1		11- 0							
7- 4		0- 0		0- 0		AWAY		1- 1		0- 1		6- 2							
2- 2		0- 2		0- 0		NEUTRAL		0- 0		0- 0		2- 0							
8- 4		0- 2		0- 0		NON-CONFERENCE		2- 0		0- 2		6- 0							
4- 1		0- 0		0- 0		HOME		1- 0		0- 1		3- 0							
2- 1		0- 0		0- 0		AWAY		1- 0		0- 1		1- 0							
2- 2		0- 2		0- 0		NEUTRAL		0- 0		0- 0		2- 0							
15- 3		0- 0		0- 0		CONFERENCE		2- 1		0- 0		13- 2							
10- 0		0- 0		0- 0		HOME		2- 0		0- 0		8- 0							
5- 3		0- 0		0- 0		AWAY		0- 1		0- 0		5- 2							
0- 0		0- 0		0- 0		NEUTRAL		0- 0		0- 0		0- 0							
RPI S	Opponent	Score		RPI S	Opponent	Score		RPI S	Opponent	Score		RPI S	Opponent	Score					
5 N	Florida	0	3					65 H	Loyola Marymount	3	1	138 H	Utah St.	1	3				
14 N	Michigan St.	0	3					90 A	San Diego St.	3	2	143 A	Northern Colo.	1	3				
								95 A	South Dakota	2	3	189 A	IUPUI	3	1				
								95 H	South Dakota	3	1	189 H	IUPUI	3	2				
								95 H	South Dakota	3	0	202 A	LIU Brooklyn	3	0				
												204 A	North Dakota St.	3	2				
												204 H	North Dakota St.	3	2				
												221 A	Oral Roberts	2	3				
												221 H	Oral Roberts	3	0				
												221 H	Oral Roberts	3	0				
												225 N	Marist	3	0				
												234 A	Fort Wayne	0	3				
												234 H	Fort Wayne	3	1				
												235 H	Georgetown	3	0				
												259 H	Montana St.	3	0				
												264 A	Omaha	3	1				
												264 H	Omaha	3	0				
												290 H	Southern Utah	3	0				
												297 A	South Dakota St.	3	0				
												297 H	South Dakota St.	3	0				
												304 N	NJIT	3	0				
												317 A	Western Ill.	3	0				
												317 H	Western Ill.	3	0				
				LAST 10 GAMES															
				95 H	South Dakota	3	1	221 H	Oral Roberts	3	0								
				221 H	Oral Roberts	3	0	189 H	IUPUI	3	2								
				204 A	North Dakota St.	3	2	234 H	Fort Wayne	3	1								
				95 A	South Dakota	2	3	317 A	Western Ill.	3	0								
				264 H	Omaha	3	0	297 A	South Dakota St.	3	0								

Non-Div. I Games:

Denver

Average RPI Win: 192		WON-LOST	WINNING	LAST 10	STRENGTH OF		OPP. STRENGTH	TEAM	ADJ	CONF.	ADJ CONF.
Average RPI Loss: 89		RECORD	PCT. RANK	GAMES	SCHEDULE		OF SCHEDULE	RPI	RPI	RPI	RPI
DIV. I ONLY		18- 11	.62069	96	7- 3		146	121	107	.54172	108
DIV. I NON-CONF.		6- 5	.54545	152	0- 0		213	122	171	.49457	171
TOTALS		RPI 1-25	RPI 26-50		W-L RECORDS		RPI 51-100		RPI 101-150		RPI 150+
18- 11	0- 0	0- 3		OVERALL		1- 3		3- 4		14- 1	
7- 1	0- 0	0- 1		HOME		1- 0		2- 0		4- 0	
5- 7	0- 0	0- 1		AWAY		0- 1		0- 4		5- 0	
6- 3	0- 0	0- 1		NEUTRAL		0- 1		1- 0		5- 1	
6- 5	0- 0	0- 1		NON-CONFERENCE		0- 1		1- 2		5- 1	
0- 0	0- 0	0- 0		HOME		0- 0		0- 0		0- 0	
1- 3	0- 0	0- 0		AWAY		0- 1		0- 2		1- 0	
5- 2	0- 0	0- 1		NEUTRAL		0- 0		1- 0		4- 1	
12- 6	0- 0	0- 2		CONFERENCE		1- 2		2- 2		9- 0	
7- 1	0- 0	0- 1		HOME		1- 0		2- 0		4- 0	
4- 4	0- 0	0- 1		AWAY		0- 1		0- 2		4- 0	
1- 1	0- 0	0- 0		NEUTRAL		0- 1		0- 0		1- 0	
RPI S	Opponent	Score	RPI S	Opponent	Score	RPI S	Opponent	Score	RPI S	Opponent	Score
			31 N	Arizona	0 3	55 A	Indiana	0 3	109 N	Marshall	3 1
			39 A	Cleveland St.	0 3	75 A	Green Bay	0 3	117 A	Butler	0 3
			39 H	Cleveland St.	2 3	75 H	Green Bay	3 2	119 A	Oakland	1 3
						75 N	Green Bay	0 3	119 H	Oakland	3 0
									121 A	Bowling Green	0 3
									149 A	Milwaukee	2 3
									149 H	Milwaukee	3 0
									159 N	Loyola Chicago	2 3
									183 A	Ill.-Chicago	3 2
									183 H	Ill.-Chicago	3 0
									187 A	Valparaiso	3 0
									187 H	Valparaiso	3 0
									187 N	Valparaiso	3 2
									194 A	Wright St.	3 0
									194 H	Wright St.	3 0
									211 N	Ball St.	3 1
									213 A	Youngstown St.	3 1
									213 H	Youngstown St.	3 0
									234 N	Fort Wayne	3 0
									253 N	Evansville	3 0
									269 A	Morehead St.	3 1
									298 N	Appalachian St.	3 1
LAST 10 GAMES											
			75 N	Green Bay	0 3	75 H	Green Bay	3 2			
			187 N	Valparaiso	3 2	39 A	Cleveland St.	0 3			
			183 A	Ill.-Chicago	3 2	119 A	Oakland	1 3			
			213 A	Youngstown St.	3 1	194 H	Wright St.	3 0			
			149 H	Milwaukee	3 0	187 A	Valparaiso	3 0			

Non-Div. I Games:

Northern Ky.

Average RPI Win:		220	WON-LOST RECORD		WINNING PCT. RANK		LAST 10 GAMES		STRENGTH OF SCHEDULE		OPP. STRENGTH OF SCHEDULE		TEAM RPI		ADJ RPI		CONF. RPI		ADJ CONF. RPI	
Average RPI Loss:		81																		
DIV. I ONLY			22- 8		.73333 52		7- 3		229		148		110		.54122 109		14		14	
DIV. I NON-CONF.			11- 4		.73333 65		0- 0		221		149		113		.53756 114		16		16	
TOTALS		RPI 1-25		RPI 26-50		W-L RECORDS		RPI 51-100		RPI 101-150		RPI 150+								
22- 8		0- 2		0- 0		OVERALL		1- 3		4- 2		17- 1								
7- 1		0- 1		0- 0		HOME		1- 0		1- 0		5- 0								
9- 5		0- 1		0- 0		AWAY		0- 3		3- 1		6- 0								
6- 2		0- 0		0- 0		NEUTRAL		0- 0		0- 1		6- 1								
11- 4		0- 1		0- 0		NON-CONFERENCE		0- 1		4- 1		7- 1								
1- 0		0- 0		0- 0		HOME		0- 0		1- 0		0- 0								
4- 2		0- 1		0- 0		AWAY		0- 1		3- 0		1- 0								
6- 2		0- 0		0- 0		NEUTRAL		0- 0		0- 1		6- 1								
11- 4		0- 1		0- 0		CONFERENCE		1- 2		0- 1		10- 0								
6- 1		0- 1		0- 0		HOME		1- 0		0- 0		5- 0								
5- 3		0- 0		0- 0		AWAY		0- 2		0- 1		5- 0								
0- 0		0- 0		0- 0		NEUTRAL		0- 0		0- 0		0- 0								
RPI	S	Opponent		Score		RPI	S	Opponent		Score		RPI	S	Opponent		Score				
5	A	Florida		1	3							101	A	Southern Miss.		0	3			
15	H	Western Ky.		0	3							108	N	Northern Ky.		1	3			
												121	A	Bowling Green		3	0			
												132	H	Ohio		3	2			
												144	A	Toledo		3	0			
												147	A	West Virginia		3	2			
												178	H	Fla. Atlantic		3	1			
												182	A	North Texas		3	2			
												206	N	Florida A&M		3	0			
												216	H	UTEP		3	0			
												224	N	Jacksonville		3	0			
												228	N	Indiana St.		2	3			
												234	N	Fort Wayne		3	0			
												236	A	FIU		3	1			
												236	H	FIU		3	0			
												253	N	Evansville		3	0			
												256	A	Louisiana Tech		3	1			
												269	N	Morehead St.		3	1			
												277	A	UAB		3	1			
												278	H	Middle Tenn.		3	0			
												281	A	Charlotte		3	2			
												281	H	Charlotte		3	0			
												296	A	Stetson		3	0			
												321	N	Saint Francis (PA)		3	0			
LAST 10 GAMES																				
						66	A	Rice		0	3	178	H	Fla. Atlantic		3	1			
						277	A	UAB		3	1	15	H	Western Ky.		0	3			
						216	H	UTEP		3	0	236	A	FIU		3	1			
						281	A	Charlotte		3	2	256	A	Louisiana Tech		3	1			
						182	A	North Texas		3	2	66	A	Rice		0	3			

Non-Div. I Games:

Marshall

Average RPI Win:	197	WON-LOST	WINNING	LAST 10	STRENGTH OF	OPP. STRENGTH	TEAM	ADJ	CONF.	ADJ CONF.	
Average RPI Loss:	101	RECORD	PCT. RANK	GAMES	SCHEDULE	OF SCHEDULE	RPI	RPI	RPI	RPI	
DIV. I ONLY	20- 12	.625	94	9- 1	136	153	108	.54027	110	18	18
DIV. I NON-CONF.	6- 8	.42857	207	0- 0	125	85	163	.50018	163	17	17
<hr/>											
TOTALS	RPI 1-25	RPI 26-50		W-L RECORDS		RPI 51-100		RPI 101-150		RPI 150+	
20- 12	0- 0	0- 2		OVERALL		1- 7		6- 1		13- 2	
9- 3	0- 0	0- 0		HOME		1- 2		2- 1		6- 0	
8- 5	0- 0	0- 1		AWAY		0- 3		3- 0		5- 1	
3- 4	0- 0	0- 1		NEUTRAL		0- 2		1- 0		2- 1	
<hr/>											
6- 8	0- 0	0- 2		NON-CONFERENCE		0- 4		1- 1		5- 1	
1- 3	0- 0	0- 0		HOME		0- 2		0- 1		1- 0	
3- 2	0- 0	0- 1		AWAY		0- 1		0- 0		3- 0	
2- 3	0- 0	0- 1		NEUTRAL		0- 1		1- 0		1- 1	
<hr/>											
14- 4	0- 0	0- 0		CONFERENCE		1- 3		5- 0		8- 1	
8- 0	0- 0	0- 0		HOME		1- 0		2- 0		5- 0	
5- 3	0- 0	0- 0		AWAY		0- 2		3- 0		2- 1	
1- 1	0- 0	0- 0		NEUTRAL		0- 1		0- 0		1- 0	
<hr/>											
RPI S	Opponent	Score	RPI S	Opponent	Score	RPI S	Opponent	Score	RPI S	Opponent	Score
			31 N	Arizona	0 3	58 H	Cal Poly	0 3	126 A	Idaho St.	3 2
			32 A	UNLV	1 3	59 N	Hofstra	1 3	126 H	Idaho St.	3 1
						78 A	New Mexico St.	2 3	134 N	Sam Houston St.	3 2
						83 H	Nevada	1 3	143 A	Northern Colo.	3 1
						92 A	Northern Ariz.	0 3	144 H	UC Davis	0 3
						92 H	Northern Ariz.	3 0	148 A	Portland St.	3 1
						92 N	Northern Ariz.	1 3	148 H	Portland St.	3 1
						98 A	North Dakota	2 3	154 N	CSUN	0 3
									158 A	CSU Bakersfield	3 0
									166 A	UT Arlington	3 1
									199 H	Eastern Wash.	3 0
									199 N	Eastern Wash.	3 2
									205 H	Idaho	3 0
									216 A	UTEP	3 0
									219 A	Weber St.	3 1
									219 H	Weber St.	3 0
									259 A	Montana St.	3 1
									276 H	Montana	3 0
									290 A	Southern Utah	2 3
									290 H	Southern Utah	3 0
									294 H	Grand Canyon	3 0
									314 N	Ark.-Pine Bluff	3 0
<hr/>											
LAST 10 GAMES											
			92 N	Northern Ariz.	1 3	199 N	Eastern Wash.	3 2			
			219 H	Weber St.	3 0	290 H	Southern Utah	3 0			
			126 H	Idaho St.	3 1	92 H	Northern Ariz.	3 0			
			148 H	Portland St.	3 1	199 H	Eastern Wash.	3 0			
			259 A	Montana St.	3 1	205 H	Idaho	3 0			

Non-Div. I Games:

Sacramento St.



Average RPI Win:	211	WON-LOST RECORD	WINNING PCT. RANK	LAST 10 GAMES	STRENGTH OF SCHEDULE	OPP. STRENGTH OF SCHEDULE	TEAM RPI	ADJ RPI	CONF. RPI	ADJ CONF. RPI	
Average RPI Loss:	184										
DIV. I ONLY	23- 9	.71875	59	8- 2	190	240	109	.54	111	24	24
DIV. I NON-CONF.	9- 4	.69231	74	0- 0	212	134	117	.53073	117	27	27
<hr/>											
TOTALS	RPI 1-25	RPI 26-50		W-L RECORDS	RPI 51-100		RPI 101-150		RPI 150+		
23- 9	0- 0	0- 1		OVERALL	2- 0		2- 1		19- 7		
8- 2	0- 0	0- 0		HOME	0- 0		1- 0		7- 2		
9- 5	0- 0	0- 0		AWAY	1- 0		0- 1		8- 4		
6- 2	0- 0	0- 1		NEUTRAL	1- 0		1- 0		4- 1		
<hr/>											
9- 4	0- 0	0- 1		NON-CONFERENCE	2- 0		0- 0		7- 3		
2- 0	0- 0	0- 0		HOME	0- 0		0- 0		2- 0		
3- 2	0- 0	0- 0		AWAY	1- 0		0- 0		2- 2		
4- 2	0- 0	0- 1		NEUTRAL	1- 0		0- 0		3- 1		
<hr/>											
14- 5	0- 0	0- 0		CONFERENCE	0- 0		2- 1		12- 4		
6- 2	0- 0	0- 0		HOME	0- 0		1- 0		5- 2		
6- 3	0- 0	0- 0		AWAY	0- 0		0- 1		6- 2		
2- 0	0- 0	0- 0		NEUTRAL	0- 0		1- 0		1- 0		
<hr/>											
RPI S	Opponent	Score	RPI S	Opponent	Score	RPI S	Opponent	Score	RPI S	Opponent	Score
33	N SMU	0 3	71	A North Carolina St.	3 1	120	A Radford	0 3	120	H Radford	3 1
			89	N Delaware	3 1				120	N Radford	3 1
									153	A VCU	1 3
									156	H UNCG	3 2
									170	A Liberty	3 2
									170	A Liberty	0 3
									170	H Liberty	3 1
									176	A Campbell	3 2
									176	H Campbell	2 3
									185	A Elon	3 1
									208	N Wofford	3 1
									208	N Wofford	3 0
									213	H Youngstown St.	3 0
									226	A Clemson	1 3
									230	N William & Mary	3 2
									238	A Wake Forest	3 1
									242	A Winthrop	3 0
									242	H Winthrop	0 3
									257	A UNC Asheville	0 3
									257	H UNC Asheville	3 0
									257	N UNC Asheville	3 1
									281	N Charlotte	2 3
									284	A Gardner-Webb	3 0
									284	H Gardner-Webb	3 1
									285	A Charleston So.	3 1
									285	H Charleston So.	3 0
<hr/>											
LAST 10 GAMES											
120	N Radford	3 1	170	A Liberty	0 3	281	N Charlotte	2 3			
170	A Liberty	3 2	120	H Radford	3 1	284	A Gardner-Webb	3 0			
257	N UNC Asheville	3 1	242	H Winthrop	0 3	284	H Gardner-Webb	3 1			
301	H Presbyterian	3 0	285	H Charleston So.	3 0	285	A Charleston So.	3 1			
284	H Gardner-Webb	3 1	285	A Charleston So.	3 1	285	H Charleston So.	3 0			

Non-Div. I Games:

High Point

RPI	S	Opponent	Score	
301	A	Presbyterian	3	0
301	H	Presbyterian	3	0

High Point

H  
i  
g  
h  
P  
o  
i  
n  
t

H  
i  
g  
h  
P  
o  
i  
n  
t

Average RPI Win: 187		WON-LOST	WINNING	LAST 10	STRENGTH OF		OPP. STRENGTH	TEAM	ADJ	CONF.	ADJ CONF.		
Average RPI Loss: 83		RECORD	PCT. RANK	GAMES	SCHEDULE		OF SCHEDULE	RPI	RPI	RPI	RPI		
DIV. I ONLY		17- 13	.56667	130	3- 7		117	102	116	.53838	112	6	6
DIV. I NON-CONF.		9- 3	.75	50	0- 0		278	187	144	.51468	144	9	9
TOTALS		RPI 1-25	RPI 26-50		W-L RECORDS		RPI 51-100		RPI 101-150		RPI 150+		
17- 13	0- 0	1- 5		OVERALL		1- 4		3- 2		12- 2			
11- 5	0- 0	0- 3		HOME		1- 2		2- 0		8- 0			
4- 7	0- 0	1- 2		AWAY		0- 2		1- 1		2- 2			
2- 1	0- 0	0- 0		NEUTRAL		0- 0		0- 1		2- 0			
9- 3	0- 0	0- 0		NON-CONFERENCE		0- 0		1- 2		8- 1			
6- 0	0- 0	0- 0		HOME		0- 0		1- 0		5- 0			
1- 2	0- 0	0- 0		AWAY		0- 0		0- 1		1- 1			
2- 1	0- 0	0- 0		NEUTRAL		0- 0		0- 1		2- 0			
8- 10	0- 0	1- 5		CONFERENCE		1- 4		2- 0		4- 1			
5- 5	0- 0	0- 3		HOME		1- 2		1- 0		3- 0			
3- 5	0- 0	1- 2		AWAY		0- 2		1- 0		1- 1			
0- 0	0- 0	0- 0		NEUTRAL		0- 0		0- 0		0- 0			
RPI S	Opponent	Score		RPI S	Opponent	Score		RPI S	Opponent	Score			
				33 A SMU	0 3	53 A UCF	0 3	116 A UConn	3 2				
				33 H SMU	1 3	53 H UCF	0 3	116 H UConn	3 0				
				40 A Cincinnati	0 3	74 A Tulsa	2 3	128 N Albany (NY)	1 3				
				40 H Cincinnati	0 3	74 H Tulsa	3 1	130 A DePaul	2 3				
				49 A Temple	3 0	91 H Tulane	1 3	133 H New Mexico	3 1				
				49 H Temple	0 3			173 A Memphis	2 3				
								173 H Memphis	3 1				
								176 N Campbell	3 0				
								183 A Ill.-Chicago	2 3				
								188 A East Carolina	3 0				
								188 H East Carolina	3 1				
								194 H Wright St.	3 0				
								197 N Mercer	3 1				
								202 H LIU Brooklyn	3 0				
								238 H Houston	3 1				
								266 H Western Caro.	3 0				
								281 A Charlotte	3 0				
								296 H Stetson	3 0				
								296 H Stetson	3 0				
				LAST 10 GAMES									
				49 H Temple	0 3	53 H UCF	0 3						
				116 H UConn	3 0	40 H Cincinnati	0 3						
				33 A SMU	0 3	188 H East Carolina	3 1						
				74 A Tulsa	2 3	74 H Tulsa	3 1						
				173 A Memphis	2 3	33 H SMU	1 3						

Average RPI Win:	149	WON-LOST RECORD	WINNING PCT. RANK	LAST 10 GAMES	STRENGTH OF SCHEDULE	OPP. STRENGTH OF SCHEDULE	TEAM RPI	ADJ RPI	CONF. RPI	ADJ CONF. RPI	
DIV. I ONLY		15- 14	.51724 162	6- 4	96	47	113	.53797 113	4	4	
DIV. I NON-CONF.		6- 7	.46154 190	0- 0	149	74	161	.5014 161	4	4	
<hr/>											
TOTALS	RPI 1-25	RPI 26-50		W-L RECORDS	RPI 51-100		RPI 101-150		RPI 150+		
15- 14	0- 5	0- 2		OVERALL	4- 2		2- 2		9- 3		
9- 6	0- 2	0- 2		HOME	3- 1		2- 0		4- 1		
4- 7	0- 3	0- 0		AWAY	1- 1		0- 1		3- 2		
2- 1	0- 0	0- 0		NEUTRAL	0- 0		0- 1		2- 0		
<hr/>											
6- 7	0- 1	0- 2		NON-CONFERENCE	0- 1		1- 1		5- 2		
3- 4	0- 0	0- 2		HOME	0- 1		1- 0		2- 1		
1- 2	0- 1	0- 0		AWAY	0- 0		0- 0		1- 1		
2- 1	0- 0	0- 0		NEUTRAL	0- 0		0- 1		2- 0		
<hr/>											
9- 7	0- 4	0- 0		CONFERENCE	4- 1		1- 1		4- 1		
6- 2	0- 2	0- 0		HOME	3- 0		1- 0		2- 0		
3- 5	0- 2	0- 0		AWAY	1- 1		0- 1		2- 1		
0- 0	0- 0	0- 0		NEUTRAL	0- 0		0- 0		0- 0		
<hr/>											
RPI S	Opponent	Score	RPI S	Opponent	Score	RPI S	Opponent	Score	RPI S	Opponent	Score
7 A	Missouri	1 <div>3</div>	42 H	Miami (OH)	2 <div>3</div>	56 A	Alabama	2 <div>3</div>	105 A	Tennessee	0 <div>3</div>
7 H	Missouri	0 <div>3</div>	47 H	Georgia Tech	1 <div>3</div>	56 H	Alabama	3 1	114 H	Kennesaw St.	3 2
16 H	Kentucky	2 <div>3</div>				84 H	Pacific	0 <div>3</div>	124 N	Santa Clara	1 <div>3</div>
17 A	Michigan	0 <div>3</div>				85 H	South Carolina	3 0	137 H	LSU	3 2
24 A	Texas A&M	0 <div>3</div>				93 A	Ole Miss	3 2	155 A	Louisville	3 2
						93 H	Ole Miss	3 2	163 A	Arkansas	3 1
									164 A	Mississippi St.	1 <div>3</div>
									164 H	Mississippi St.	3 2
									169 N	Colgate	3 1
									173 H	Memphis	3 0
									184 A	Georgia	3 1
									184 H	Georgia	3 0
									214 H	Furman	1 <div>3</div>
									224 H	Jacksonville	3 0
									247 N	Stony Brook	3 0
									250 A	Eastern Mich.	1 <div>3</div>
<hr/>											
			LAST 10 GAMES								
			85 H South Carolina 3 0			105 A Tennessee 0 <div>3</div>					
			7 A Missouri 1 <div>3</div>			163 A Arkansas 3 1					
			56 A Alabama 2 <div>3</div>			93 A Ole Miss 3 2					
			93 H Ole Miss 3 2			164 H Mississippi St. 3 2					
			16 H Kentucky 2 <div>3</div>			184 H Georgia 3 0					

Non-Div. I Games:

Auburn

Average RPI Win:		227	WON-LOST RECORD		WINNING PCT. RANK		LAST 10 GAMES		STRENGTH OF SCHEDULE		OPP. STRENGTH OF SCHEDULE		TEAM RPI		ADJ RPI		CONF. RPI		ADJ CONF. RPI	
Average RPI Loss:		81																		
DIV. I ONLY			18- 11		.62069 96		7- 3		138		192		114		.5377 114		16		19	
DIV. I NON-CONF.			6- 8		.42857 207		0- 0		137		171		178		.48986 176		18		18	
TOTALS			RPI 1-25		RPI 26-50		W-L RECORDS		RPI 51-100		RPI 101-150		RPI 150+							
18- 11			0- 1		0- 2		OVERALL		2- 5		0- 1		16- 2							
7- 3			0- 1		0- 1		HOME		1- 1		0- 0		6- 0							
7- 4			0- 0		0- 1		AWAY		1- 2		0- 1		6- 0							
4- 4			0- 0		0- 0		NEUTRAL		0- 2		0- 0		4- 2							
6- 8			0- 1		0- 2		NON-CONFERENCE		0- 2		0- 1		6- 2							
1- 2			0- 1		0- 1		HOME		0- 0		0- 0		1- 0							
1- 3			0- 0		0- 1		AWAY		0- 1		0- 1		1- 0							
4- 3			0- 0		0- 0		NEUTRAL		0- 1		0- 0		4- 2							
12- 3			0- 0		0- 0		CONFERENCE		2- 3		0- 0		10- 0							
6- 1			0- 0		0- 0		HOME		1- 1		0- 0		5- 0							
6- 1			0- 0		0- 0		AWAY		1- 1		0- 0		5- 0							
0- 1			0- 0		0- 0		NEUTRAL		0- 1		0- 0		0- 0							
RPI	S	Opponent	Score		RPI	S	Opponent	Score		RPI	S	Opponent	Score		RPI	S	Opponent	Score		
7	H	Missouri	2	3	37	H	Pittsburgh	0	3	54	A	Lipscomb	3	2	113	A	Auburn	2	3	
					47	A	Georgia Tech	2	3	54	H	Lipscomb	0	3	157	A	North Florida	3	1	
										61	A	FGCU	2	3	157	H	North Florida	3	0	
										61	H	FGCU	3	1	168	N	SFA	1	3	
										61	N	FGCU	2	3	170	H	Liberty	3	1	
										74	N	Tulsa	1	3	184	N	Georgia	0	3	
										82	A	Texas St.	0	3	223	A	USC Upstate	3	2	
															223	H	USC Upstate	3	0	
															224	A	Jacksonville	3	2	
															224	H	Jacksonville	3	0	
															248	N	Georgia St.	3	1	
															253	N	Evansville	3	0	
															286	N	La.-Monroe	3	0	
															292	A	Jacksonville St.	3	1	
															296	A	Stetson	3	0	
															296	H	Stetson	3	0	
															304	A	NJIT	3	1	
															304	H	NJIT	3	0	
															318	N	Nicholls St.	3	0	
LAST 10 GAMES					LAST 10 GAMES					LAST 10 GAMES					LAST 10 GAMES					
					61	N	FGCU	2	3	223	A	USC Upstate	3	2						
					224	H	Jacksonville	3	0	304	A	NJIT	3	1						
					157	H	North Florida	3	0	54	H	Lipscomb	0	3						
					61	A	FGCU	2	3	304	H	NJIT	3	0						
					296	A	Stetson	3	0	223	H	USC Upstate	3	0						

**Non-Div. I Games:**

Kennesaw St.

Average RPI Win:	152	WON-LOST RECORD	WINNING PCT. RANK	LAST 10 GAMES	STRENGTH OF SCHEDULE	OPP. STRENGTH OF SCHEDULE	TEAM RPI	ADJ RPI	CONF. RPI	ADJ CONF. RPI	
DIV. I ONLY		12- 17	.41379 209	4- 6	38	49	122	.5376 115	5	5	
DIV. I NON-CONF.		6- 6	.5 168	0- 0	23	42	59	.58776 57	5	5	
<hr/>											
TOTALS	RPI 1-25	RPI 26-50		W-L RECORDS	RPI 51-100		RPI 101-150		RPI 150+		
12- 17	0- 4	1- 3		OVERALL	2- 8		3- 1		6- 1		
6- 6	0- 2	0- 0		HOME	1- 4		2- 0		3- 0		
2- 11	0- 2	0- 3		AWAY	1- 4		0- 1		1- 1		
4- 0	0- 0	1- 0		NEUTRAL	0- 0		1- 0		2- 0		
<hr/>											
6- 6	0- 1	1- 3		NON-CONFERENCE	0- 2		2- 0		3- 0		
2- 2	0- 1	0- 0		HOME	0- 1		1- 0		1- 0		
0- 4	0- 0	0- 3		AWAY	0- 1		0- 0		0- 0		
4- 0	0- 0	1- 0		NEUTRAL	0- 0		1- 0		2- 0		
<hr/>											
6- 11	0- 3	0- 0		CONFERENCE	2- 6		1- 1		3- 1		
4- 4	0- 1	0- 0		HOME	1- 3		1- 0		2- 0		
2- 7	0- 2	0- 0		AWAY	1- 3		0- 1		1- 1		
0- 0	0- 0	0- 0		NEUTRAL	0- 0		0- 0		0- 0		
<hr/>											
RPI S	Opponent	Score	RPI S	Opponent	Score	RPI S	Opponent	Score	RPI S	Opponent	Score
8 A	BYU	0 3	28 A	Hawaii	0 3	54 H	Lipscomb	1 3	124 A	Santa Clara	1 3
8 H	BYU	1 3	28 A	Hawaii	1 3	65 A	Loyola Marymount	1 3	124 H	Santa Clara	3 1
12 H	UCLA	1 3	31 A	Arizona	0 3	65 H	Loyola Marymount	0 3	131 N	Arizona St.	3 0
13 A	San Diego	1 3	33 N	SMU	3 1	79 A	Long Beach St.	2 3	140 H	Rhode Island	3 2
						80 A	Gonzaga	2 3	154 H	CSUN	3 2
						80 H	Gonzaga	1 3	161 A	St. Mary's (CA)	1 3
						84 A	Pacific	3 0	161 H	St. Mary's (CA)	3 0
						84 H	Pacific	3 2	195 N	Alabama St.	3 0
						88 A	Portland	1 3	200 N	Harvard	3 2
						88 H	Portland	2 3	260 A	San Francisco	3 0
						260 H San Francisco 3 1					
<hr/>											
			LAST 10 GAMES								
			65 A Loyola Marymount 1 3			84 H Pacific 3 2					
			260 H San Francisco 3 1			161 H St. Mary's (CA) 3 0					
			124 H Santa Clara 3 1			13 A San Diego 1 3					
			80 A Gonzaga 2 3			8 A BYU 0 3					
			88 A Portland 1 3			124 A Santa Clara 1 3					

**Non-Div. I Games:**

Pepperdine

Average RPI Win: 185		WON-LOST	WINNING	LAST 10	STRENGTH OF		OPP. STRENGTH	TEAM	ADJ	CONF.	ADJ CONF.		
Average RPI Loss: 81		RECORD	PCT. RANK	GAMES	SCHEDULE		OF SCHEDULE	RPI	RPI	RPI	RPI		
DIV. I ONLY		16- 13	.55172	137	3- 7		102	108	115	.53731	116	6	6
DIV. I NON-CONF.		9- 2	.81818	34	0- 0		169	207	73	.57133	74	9	9
TOTALS		RPI 1-25	RPI 26-50		W-L RECORDS		RPI 51-100		RPI 101-150		RPI 150+		
16- 13	0- 0	0- 5		OVERALL		3- 3		2- 4		11- 1			
7- 4	0- 0	0- 2		HOME		2- 1		0- 1		5- 0			
7- 7	0- 0	0- 3		AWAY		1- 2		2- 1		4- 1			
2- 2	0- 0	0- 0		NEUTRAL		0- 0		0- 2		2- 0			
9- 2	0- 0	0- 0		NON-CONFERENCE		1- 0		2- 2		6- 0			
3- 0	0- 0	0- 0		HOME		1- 0		0- 0		2- 0			
4- 0	0- 0	0- 0		AWAY		0- 0		2- 0		2- 0			
2- 2	0- 0	0- 0		NEUTRAL		0- 0		0- 2		2- 0			
7- 11	0- 0	0- 5		CONFERENCE		2- 3		0- 2		5- 1			
4- 4	0- 0	0- 2		HOME		1- 1		0- 1		3- 0			
3- 7	0- 0	0- 3		AWAY		1- 2		0- 1		2- 1			
0- 0	0- 0	0- 0		NEUTRAL		0- 0		0- 0		0- 0			
RPI S	Opponent	Score	RPI S	Opponent	Score	RPI S	Opponent	Score	RPI S	Opponent	Score		
			33 A SMU	1 3	53 A UCF	1 3	101 N Southern Miss.	0 3					
			40 A Cincinnati	2 3	53 H UCF	0 3	112 A South Fla.	0 3					
			40 H Cincinnati	0 3	74 A Tulsa	3 0	112 H South Fla.	2 3					
			49 A Temple	0 3	91 A Tulane	1 3	128 N Albany (NY)	1 3					
			49 H Temple	2 3	91 H Tulane	3 1	137 A LSU	3 0					
					94 H Yale	3 0	150 A Army West Point	3 1					
							169 A Colgate	3 1					
							171 N St. John's (NY)	3 2					
							173 A Memphis	3 0					
							173 H Memphis	3 0					
							188 A East Carolina	2 3					
							188 H East Carolina	3 1					
							220 A Syracuse	3 1					
							229 N Virginia	3 0					
							238 A Houston	3 1					
							238 H Houston	3 0					
							303 H Loyola Maryland	3 0					
							309 H St. Francis Brooklyn	3 0					
LAST 10 GAMES													
			53 A UCF	1 3	91 A Tulane	1 3							
			112 A South Fla.	0 3	173 H Memphis	3 0							
			40 H Cincinnati	0 3	49 A Temple	0 3							
			188 H East Carolina	3 1	188 A East Carolina	2 3							
			238 A Houston	3 1	40 A Cincinnati	2 3							

Non-Div. I Games:

UConn

Average RPI Win:	140	WON-LOST RECORD	WINNING PCT. RANK	LAST 10 GAMES	STRENGTH OF SCHEDULE	OPP. STRENGTH OF SCHEDULE	TEAM RPI	ADJ RPI	CONF. RPI	ADJ CONF. RPI	
DIV. I ONLY	11- 18	.37931	228	3- 7	31	27	121	.53648	117	3	3
DIV. I NON-CONF.	7- 4	.63636	110	0- 0	109	95	90	.55754	91	2	2
<hr/>											
TOTALS	RPI 1-25	RPI 26-50		W-L RECORDS	RPI 51-100		RPI 101-150		RPI 150+		
11- 18	0- 9	2- 4		OVERALL	2- 4		3- 1		4- 0		
4- 8	0- 4	1- 2		HOME	1- 1		1- 1		1- 0		
3- 9	0- 5	1- 2		AWAY	0- 2		1- 0		1- 0		
4- 1	0- 0	0- 0		NEUTRAL	1- 1		1- 0		2- 0		
<hr/>											
7- 4	0- 1	0- 0		NON-CONFERENCE	1- 3		2- 0		4- 0		
2- 1	0- 0	0- 0		HOME	0- 1		1- 0		1- 0		
1- 2	0- 1	0- 0		AWAY	0- 1		0- 0		1- 0		
4- 1	0- 0	0- 0		NEUTRAL	1- 1		1- 0		2- 0		
<hr/>											
4- 14	0- 8	2- 4		CONFERENCE	1- 1		1- 1		0- 0		
2- 7	0- 4	1- 2		HOME	1- 0		0- 1		0- 0		
2- 7	0- 4	1- 2		AWAY	0- 1		1- 0		0- 0		
0- 0	0- 0	0- 0		NEUTRAL	0- 0		0- 0		0- 0		
<hr/>											
RPI S	Opponent	Score	RPI S	Opponent	Score	RPI S	Opponent	Score	RPI S	Opponent	Score
3 A	Nebraska	0 3	31 A	Arizona	0 3	72 N	Wyoming	3 0	131 A	Arizona St.	3 0
9 H	Stanford	0 3	31 H	Arizona	3 1	81 A	Colorado	1 3	131 H	Arizona St.	1 3
11 A	Washington	1 3	43 A	Southern California	2 3	81 H	Colorado	3 2	138 H	Utah St.	3 2
11 H	Washington	1 3	43 H	Southern California	0 3	84 A	Pacific	2 3	143 N	Northern Colo.	3 0
12 A	UCLA	0 3	45 A	Washington St.	3 1	88 H	Portland	2 3	181 H	Seattle U	3 0
12 H	UCLA	0 3	45 H	Washington St.	1 3	95 N	South Dakota	1 3	205 A	Idaho	3 0
20 A	Utah	2 3							220 N	Syracuse	3 0
20 H	Utah	0 3							291 N	Tennessee Tech	3 0
21 A	Oregon	0 3									
<hr/>											
LAST 10 GAMES											
43 A Southern California						2	3	45 A Washington St.	3	1	
12 A UCLA						0	3	31 H Arizona	3	1	
81 H Colorado						3	2	131 H Arizona St.	1	3	
20 H Utah						0	3	20 A Utah	2	3	
11 A Washington						1	3	81 A Colorado	1	3	

**Non-Div. I Games:**

Oregon St.



Average RPI Win: 179		WON-LOST RECORD		WINNING PCT. RANK		LAST 10 GAMES		STRENGTH OF SCHEDULE		OPP. STRENGTH OF SCHEDULE		TEAM RPI		ADJ RPI		CONF. RPI		ADJ CONF. RPI	
DIV. I ONLY		20- 14		.58824 118		6- 4		150		82		117		.53648 117		9		10	
DIV. I NON-CONF.		11- 5		.6875 84		0- 0		180		87		101		.5441 102		8		8	
TOTALS		RPI 1-25		RPI 26-50		W-L RECORDS		RPI 51-100		RPI 101-150		RPI 150+							
20- 14		0- 3		0- 3		OVERALL		4- 3		3- 5		13- 0							
11- 5		0- 1		0- 2		HOME		2- 1		2- 1		7- 0							
7- 6		0- 2		0- 1		AWAY		2- 1		0- 2		5- 0							
2- 3		0- 0		0- 0		NEUTRAL		0- 1		1- 2		1- 0							
11- 5		0- 1		0- 1		NON-CONFERENCE		2- 1		2- 2		7- 0							
6- 1		0- 0		0- 1		HOME		1- 0		1- 0		4- 0							
3- 1		0- 1		0- 0		AWAY		1- 0		0- 0		2- 0							
2- 3		0- 0		0- 0		NEUTRAL		0- 1		1- 2		1- 0							
9- 9		0- 2		0- 2		CONFERENCE		2- 2		1- 3		6- 0							
5- 4		0- 1		0- 1		HOME		1- 1		1- 1		3- 0							
4- 5		0- 1		0- 1		AWAY		1- 1		0- 2		3- 0							
0- 0		0- 0		0- 0		NEUTRAL		0- 0		0- 0		0- 0							
RPI S	Opponent	Score		RPI S	Opponent	Score		RPI S	Opponent	Score		RPI S	Opponent	Score					
18 A	Creighton	0 3		31 H	Arizona	0 3		68 A	Iowa	3 0		108 H	Northern Ky.	3 0					
18 H	Creighton	0 3		36 A	Marquette	2 3		69 A	Xavier	2 3		119 N	Oakland	2 3					
20 A	Utah	1 3		36 H	Marquette	1 3		69 H	Xavier	2 3		126 N	Idaho St.	3 1					
								70 A	Villanova	3 0		130 A	DePaul	2 3					
								70 H	Villanova	3 1		130 H	DePaul	3 0					
								80 N	Gonzaga	2 3		131 N	Arizona St.	2 3					
								96 H	Murray St.	3 1		142 A	Seton Hall	2 3					
												142 H	Seton Hall	0 3					
												159 H	Loyola Chicago	3 1					
												171 A	St. John's (NY)	3 1					
												171 H	St. John's (NY)	3 0					
												192 H	Tennessee St.	3 0					
												194 H	Wright St.	3 0					
												211 A	Ball St.	3 0					
												228 H	Indiana St.	3 1					
												235 A	Georgetown	3 2					
												235 H	Georgetown	3 0					
												249 A	Providence	3 1					
												249 H	Providence	3 0					
												310 A	Eastern Ill.	3 2					
												317 N	Western Ill.	3 0					
				LAST 10 GAMES															
				130 H	DePaul	3 0		18 A	Creighton	0 3									
				36 H	Marquette	1 3		69 A	Xavier	2 3									
				70 A	Villanova	3 0		142 H	Seton Hall	0 3									
				235 A	Georgetown	3 2		171 H	St. John's (NY)	3 0									
				249 A	Providence	3 1		235 H	Georgetown	3 0									

Non-Div. I Games:

Butler

Average RPI Win:	175	WON-LOST	WINNING	LAST 10	STRENGTH OF	OPP. STRENGTH	TEAM	ADJ	CONF.	ADJ CONF.	
Average RPI Loss:	115	RECORD	PCT. RANK	GAMES	SCHEDULE	OF SCHEDULE	RPI	RPI	RPI	RPI	
DIV. I ONLY	19- 13	.59375	116	5- 5	148	116	119	.53627	119	11	12
DIV. I NON-CONF.	8- 6	.57143	138	0- 0	225	114	169	.4973	168	13	13
<hr/>											
TOTALS	RPI 1-25	RPI 26-50		W-L RECORDS	RPI 51-100		RPI 101-150		RPI 150+		
19- 13	0- 0	1- 3		OVERALL	2- 2		5- 4		11- 4		
7- 2	0- 0	0- 1		HOME	1- 0		2- 0		4- 1		
6- 7	0- 0	1- 1		AWAY	1- 2		1- 2		3- 2		
6- 4	0- 0	0- 1		NEUTRAL	0- 0		2- 2		4- 1		
8- 6	0- 0	0- 1		NON-CONFERENCE	0- 2		2- 2		6- 1		
1- 0	0- 0	0- 0		HOME	0- 0		0- 0		1- 0		
2- 2	0- 0	0- 0		AWAY	0- 2		1- 0		1- 0		
5- 4	0- 0	0- 1		NEUTRAL	0- 0		1- 2		4- 1		
11- 7	0- 0	1- 2		CONFERENCE	2- 0		3- 2		5- 3		
6- 2	0- 0	0- 1		HOME	1- 0		2- 0		3- 1		
4- 5	0- 0	1- 1		AWAY	1- 0		0- 2		2- 2		
1- 0	0- 0	0- 0		NEUTRAL	0- 0		1- 0		0- 0		
RPI	S	Opponent	Score	RPI	S	Opponent	Score	RPI	S	Opponent	Score
39	A	Cleveland St.	3 2	66	A	Rice	0 3	108	A	Northern Ky.	0 3
39	A	Cleveland St.	2 3	68	A	Iowa	0 3	108	H	Northern Ky.	3 1
39	H	Cleveland St.	0 3	75	A	Green Bay	3 2	117	N	Butler	3 2
43	N	Southern California	0 3	75	H	Green Bay	3 0	121	A	Bowling Green	3 0
								131	N	Arizona St.	2 3
								134	N	Sam Houston St.	2 3
								149	A	Milwaukee	0 3
								149	H	Milwaukee	3 2
								149	N	Milwaukee	3 2
								153	N	VCU	3 0
								155	N	Louisville	1 3
								183	A	Ill.-Chicago	2 3
								183	H	Ill.-Chicago	3 2
								187	A	Valparaiso	1 3
								187	H	Valparaiso	0 3
								191	H	Western Mich.	3 0
								194	A	Wright St.	3 1
								194	H	Wright St.	3 0
								203	N	Cornell	3 1
								213	A	Youngstown St.	3 2
								213	H	Youngstown St.	3 0
								306	N	Buffalo	3 0
								317	N	Western Ill.	3 2
								319	A	Bucknell	3 0
<hr/>											
LAST 10 GAMES											
39	A	Cleveland St.	2 3	213	H	Youngstown St.	3 0	317	N	Western Ill.	3 2
149	N	Milwaukee	3 2	194	H	Wright St.	3 0	319	A	Bucknell	3 0
149	A	Milwaukee	0 3	108	H	Northern Ky.	3 1				
187	A	Valparaiso	1 3	183	A	Ill.-Chicago	2 3				
39	H	Cleveland St.	0 3	75	A	Green Bay	3 2				

Non-Div. I Games:

Oakland

Average RPI Win: 246		WON-LOST RECORD		WINNING PCT. RANK		LAST 10 GAMES		STRENGTH OF SCHEDULE		OPP. STRENGTH OF SCHEDULE		TEAM RPI		ADJ RPI		CONF. RPI		ADJ CONF. RPI	
DIV. I ONLY		24- 6		.8 24		8- 2		264		275		112		.53581 120		24		24	
DIV. I NON-CONF.		9- 3		.75 50		0- 0		304		287		174		.48865 180		27		27	
TOTALS		RPI 1-25		RPI 26-50		W-L RECORDS		RPI 51-100		RPI 101-150		RPI 150+							
24- 6		0- 0		0- 0		OVERALL		0- 0		2- 3		22- 3							
11- 0		0- 0		0- 0		HOME		0- 0		1- 0		10- 0							
8- 5		0- 0		0- 0		AWAY		0- 0		0- 2		8- 3							
5- 1		0- 0		0- 0		NEUTRAL		0- 0		1- 1		4- 0							
9- 3		0- 0		0- 0		NON-CONFERENCE		0- 0		1- 1		8- 2							
3- 0		0- 0		0- 0		HOME		0- 0		0- 0		3- 0							
2- 3		0- 0		0- 0		AWAY		0- 0		0- 1		2- 2							
4- 0		0- 0		0- 0		NEUTRAL		0- 0		1- 0		3- 0							
15- 3		0- 0		0- 0		CONFERENCE		0- 0		1- 2		14- 1							
8- 0		0- 0		0- 0		HOME		0- 0		1- 0		7- 0							
6- 2		0- 0		0- 0		AWAY		0- 0		0- 1		6- 1							
1- 1		0- 0		0- 0		NEUTRAL		0- 0		0- 1		1- 0							
RPI	S	Opponent	Score	RPI	S	Opponent	Score	RPI	S	Opponent	Score	RPI	S	Opponent	Score				
										111 A	High Point	1		3					
										111 H	High Point	3		0					
										111 N	High Point	1		3					
										132 N	Ohio	3		0					
										136 A	Samford	0		3					
										156 A	UNCG	1		3					
										167 A	Virginia Tech	1		3					
										170 A	Liberty	3		1					
										170 H	Liberty	3		2					
										176 A	Campbell	3		1					
										176 H	Campbell	3		1					
										176 N	Campbell	3		1					
										238 H	Wake Forest	3		2					
										242 A	Winthrop	3		0					
										242 H	Winthrop	3		0					
										257 A	UNC Asheville	3		1					
										257 H	UNC Asheville	3		2					
										277 A	UAB	3		0					
										284 A	Gardner-Webb	3		0					
										284 H	Gardner-Webb	3		1					
										285 A	Charleston So.	1		3					
										285 H	Charleston So.	3		0					
										291 N	Tennessee Tech	3		0					
										293 N	Southeast Mo. St.	3		0					
										301 A	Presbyterian	3		0					
										301 H	Presbyterian	3		1					
										308 A	N.C. A&T	3		2					
LAST 10 GAMES				LAST 10 GAMES				LAST 10 GAMES				LAST 10 GAMES							

Non-Div. I Games:

Radford

RPI	S	Opponent	Score	
309	H	St. Francis Brooklyn	3	0
311	N	Hampton	3	0
320	H	Norfolk St.	3	0

Radford

R  
a  
d  
f  
o  
r  
d

R  
a  
d  
f  
o  
r  
d

Average RPI Win: 218		WON-LOST	WINNING	LAST 10	STRENGTH OF		OPP. STRENGTH	TEAM	ADJ	CONF.	ADJ CONF.
Average RPI Loss: 104		RECORD	PCT. RANK	GAMES	SCHEDULE		OF SCHEDULE	RPI	RPI	RPI	RPI
DIV. I ONLY		21- 10	.67742	74	187		195	118	.53556	121	15
DIV. I NON-CONF.		10- 3	.76923	45	164		210	81	.56225	81	15
TOTALS		RPI 1-25	RPI 26-50		W-L RECORDS		RPI 51-100		RPI 101-150		RPI 150+
21- 10	0- 0	0- 3		OVERALL		0- 1		3- 4		18- 2	
9- 6	0- 0	0- 1		HOME		0- 0		2- 3		7- 2	
7- 3	0- 0	0- 1		AWAY		0- 1		0- 1		7- 0	
5- 1	0- 0	0- 1		NEUTRAL		0- 0		1- 0		4- 0	
10- 3	0- 0	0- 0		NON-CONFERENCE		0- 0		2- 2		8- 1	
4- 3	0- 0	0- 0		HOME		0- 0		1- 2		3- 1	
2- 0	0- 0	0- 0		AWAY		0- 0		0- 0		2- 0	
4- 0	0- 0	0- 0		NEUTRAL		0- 0		1- 0		3- 0	
11- 7	0- 0	0- 3		CONFERENCE		0- 1		1- 2		10- 1	
5- 3	0- 0	0- 1		HOME		0- 0		1- 1		4- 1	
5- 3	0- 0	0- 1		AWAY		0- 1		0- 1		5- 0	
1- 1	0- 0	0- 1		NEUTRAL		0- 0		0- 0		1- 0	
RPI S	Opponent	Score	RPI S	Opponent	Score	RPI S	Opponent	Score	RPI S	Opponent	Score
			42 A	Miami (OH)	0 3	52 A	Northern Ill.	1 3	102 N	SIUE	3 0
			42 H	Miami (OH)	0 3				108 H	Northern Ky.	3 0
			42 N	Miami (OH)	1 3				109 H	Marshall	0 3
									119 H	Oakland	0 3
									132 A	Ohio	2 3
									132 H	Ohio	0 3
									144 H	Toledo	3 1
									153 H	VCU	3 0
									155 H	Louisville	2 3
									183 A	Ill.-Chicago	3 0
									186 N	Drake	3 1
									187 H	Valparaiso	3 0
									191 H	Western Mich.	3 0
									191 N	Western Mich.	3 1
									198 A	Kent St.	3 1
									198 H	Kent St.	3 1
									211 H	Ball St.	0 3
									217 A	Central Mich.	3 0
									234 H	Fort Wayne	3 0
									250 A	Eastern Mich.	3 0
									256 N	Louisiana Tech	3 2
									280 N	UMass Lowell	3 0
									289 A	Akron	3 1
									289 H	Akron	3 0
									306 A	Buffalo	3 0
									306 H	Buffalo	3 0
									310 A	Eastern Ill.	3 2
LAST 10 GAMES			42 N	Miami (OH)	1 3	198 A	Kent St.	3 1			
			191 N	Western Mich.	3 1	191 H	Western Mich.	3 0			
			289 H	Akron	3 0	42 A	Miami (OH)	0 3			
			306 H	Buffalo	3 0	144 H	Toledo	3 1			
			132 A	Ohio	2 3	211 H	Ball St.	0 3			

Non-Div. I Games:

Bowling Green

[illegible]

**Non-Div. I Games:**

Fairfield

RPI	S	Opponent	Score	
316	A	Iona	3	0
316	H	Iona	3	0
331	A	Saint Peter's	3	0
331	H	Saint Peter's	3	0

Fairfield

F  
a  
i  
r  
f  
i  
e  
l  
d

F  
a  
i  
r  
f  
i  
e  
l  
d

Average RPI Win: 202		WON-LOST	WINNING	LAST 10	STRENGTH OF		OPP. STRENGTH	TEAM	ADJ	CONF.	ADJ CONF.
Average RPI Loss: 126		RECORD	PCT. RANK	GAMES	SCHEDULE		OF SCHEDULE	RPI	RPI	RPI	RPI
DIV. I ONLY		21- 13	.61765	102	6- 4		159	187	123	.53235	123
DIV. I NON-CONF.		11- 6	.64706	103	1- 1		111	178	97	.55409	95
TOTALS		RPI 1-25	RPI 26-50		W-L RECORDS		RPI 51-100		RPI 101-150		RPI 150+
21- 13	0- 0	1- 0		OVERALL		3- 5		2- 2		15- 6	
7- 2	0- 0	0- 0		HOME		1- 1		1- 0		5- 1	
7- 8	0- 0	1- 0		AWAY		2- 2		0- 1		4- 5	
7- 3	0- 0	0- 0		NEUTRAL		0- 2		1- 1		6- 0	
11- 6	0- 0	1- 0		NON-CONFERENCE		2- 3		0- 1		8- 2	
2- 0	0- 0	0- 0		HOME		1- 0		0- 0		1- 0	
4- 3	0- 0	1- 0		AWAY		1- 1		0- 0		2- 2	
5- 3	0- 0	0- 0		NEUTRAL		0- 2		0- 1		5- 0	
10- 7	0- 0	0- 0		CONFERENCE		1- 2		2- 1		7- 4	
5- 2	0- 0	0- 0		HOME		0- 1		1- 0		4- 1	
3- 5	0- 0	0- 0		AWAY		1- 1		0- 1		2- 3	
2- 0	0- 0	0- 0		NEUTRAL		0- 0		1- 0		1- 0	
RPI S	Opponent	Score	RPI S	Opponent	Score	RPI S	Opponent	Score	RPI S	Opponent	Score
			41 A	Baylor	3 1	61 N	FGCU	0 3	125 A	Utah Valley	2 3
						62 A	A&M-Corpus Christi	1 3	125 H	Utah Valley	3 1
						62 H	A&M-Corpus Christi	3 2	125 N	Utah Valley	3 0
						62 N	A&M-Corpus Christi	2 3	134 N	Sam Houston St.	2 3
						78 A	New Mexico St.	3 1	152 A	Texas Tech	0 3
						78 A	New Mexico St.	0 3	158 A	CSU Bakersfield	1 3
						78 H	New Mexico St.	2 3	158 H	CSU Bakersfield	1 3
						91 A	Tulane	3 1	168 N	SFA	3 0
									174 A	UMKC	1 3
									174 H	UMKC	3 0
									174 N	UMKC	3 2
									178 A	Fla. Atlantic	3 2
									181 A	Seattle U	2 3
									181 H	Seattle U	3 1
									216 A	UTEP	1 3
									245 N	Abilene Christian	3 0
									245 N	Abilene Christian	3 2
									246 A	Incarnate Word	3 2
									279 N	Bethune-Cookman	3 0
									294 A	Grand Canyon	3 1
									294 H	Grand Canyon	3 0
									307 H	Prairie View	3 0
									307 N	Prairie View	3 0
									313 A	Chicago St.	3 0
									313 H	Chicago St.	3 0
LAST 10 GAMES			125 N	Utah Valley	3 0	78 H	New Mexico St.	2 3	307 N	Prairie View	3 0
			78 A	New Mexico St.	3 1	216 A	UTEP	1 3	313 A	Chicago St.	3 0
			174 N	UMKC	3 2	294 H	Grand Canyon	3 0	313 H	Chicago St.	3 0
			313 A	Chicago St.	3 0	158 H	CSU Bakersfield	1 3			
			174 A	UMKC	1 3	246 A	Incarnate Word	3 2			

Non-Div. I Games:

UTRGV



Average RPI Win:	150	WON-LOST RECORD	WINNING PCT. RANK	LAST 10 GAMES	STRENGTH OF SCHEDULE	OPP. STRENGTH OF SCHEDULE	TEAM RPI	ADJ RPI	CONF. RPI	ADJ CONF. RPI			
Average RPI Loss:	73												
DIV. I ONLY		15- 14	.51724	162	4- 6	131	40	125	.5319	124	5	5	
DIV. I NON-CONF.		9- 3	.75	50	0- 0	203	37	91	.55986	85	5	5	
<hr/>													
TOTALS	RPI 1-25	RPI 26-50		W-L RECORDS		RPI 51-100		RPI 101-150		RPI 150+			
15- 14	0- 4	2- 1		OVERALL		3- 5		3- 3		7- 1			
3- 5	0- 2	0- 0		HOME		1- 3		1- 0		1- 0			
6- 7	0- 2	1- 1		AWAY		2- 2		0- 1		3- 1			
6- 2	0- 0	1- 0		NEUTRAL		0- 0		2- 2		3- 0			
9- 3	0- 0	2- 1		NON-CONFERENCE		0- 0		2- 2		5- 0			
0- 0	0- 0	0- 0		HOME		0- 0		0- 0		0- 0			
3- 1	0- 0	1- 1		AWAY		0- 0		0- 0		2- 0			
6- 2	0- 0	1- 0		NEUTRAL		0- 0		2- 2		3- 0			
6- 11	0- 4	0- 0		CONFERENCE		3- 5		1- 1		2- 1			
3- 5	0- 2	0- 0		HOME		1- 3		1- 0		1- 0			
3- 6	0- 2	0- 0		AWAY		2- 2		0- 1		1- 1			
0- 0	0- 0	0- 0		NEUTRAL		0- 0		0- 0		0- 0			
<hr/>													
RPI S	Opponent	Score	RPI S	Opponent	Score	RPI S	Opponent	Score	RPI S	Opponent	Score		
8 A	BYU	0 <div>3</div>	29 A	Boise St.	1 <div>3</div>	65 A	Loyola Marymount	3 1	113 N	Auburn	3 1		
8 H	BYU	1 <div>3</div>	36 N	Marquette	3 1	65 H	Loyola Marymount	0 <div>3</div>	115 A	Pepperdine	1 <div>3</div>		
13 A	San Diego	0 <div>3</div>	43 A	Southern California	3 1	80 A	Gonzaga	0 <div>3</div>	115 H	Pepperdine	3 1		
13 H	San Diego	0 <div>3</div>				80 H	Gonzaga	3 1	131 N	Arizona St.	2 <div>3</div>		
						84 A	Pacific	0 <div>3</div>	144 N	UC Davis	1 <div>3</div>		
						84 H	Pacific	2 <div>3</div>	147 N	West Virginia	3 1		
						88 A	Portland	3 2	155 A	Louisville	3 1		
						88 H	Portland	1 <div>3</div>	161 A	St. Mary's (CA)	0 <div>3</div>		
									172 A	California	3 1		
									175 N	UC Irvine	3 0		
									247 N	Stony Brook	3 0		
									260 A	San Francisco	3 0		
									260 H	San Francisco	3 0		
									294 N	Grand Canyon	3 0		
<hr/>													
LAST 10 GAMES													
8 H BYU						1 <div>3</div>	80 H Gonzaga						3 1
13 H San Diego						0 <div>3</div>	88 H Portland						1 <div>3</div>
65 A Loyola Marymount						3 1	161 A St. Mary's (CA)						0 <div>3</div>
115 A Pepperdine						1 <div>3</div>	84 A Pacific						0 <div>3</div>
260 H San Francisco						3 0	115 H Pepperdine						3 1

Non-Div. I Games:

Santa Clara

Average RPI Win:		205	WON-LOST RECORD		WINNING PCT. RANK		LAST 10 GAMES		STRENGTH OF SCHEDULE		OPP. STRENGTH OF SCHEDULE		TEAM RPI		ADJ RPI		CONF. RPI		ADJ CONF. RPI	
Average RPI Loss:		86	16- 14		.53333 150		7- 3		110		130		128		.53052 125		20		20	
DIV. I ONLY			5- 9		.35714 236		1- 0		57		54		136		.52335 131		14		14	
DIV. I NON-CONF.																				
TOTALS		RPI 1-25		RPI 26-50		W-L RECORDS		RPI 51-100		RPI 101-150		RPI 150+								
16- 14		0- 2		0- 2		OVERALL		1- 4		1- 4		14- 2								
10- 5		0- 0		0- 1		HOME		0- 1		1- 2		9- 1								
4- 5		0- 1		0- 1		AWAY		0- 1		0- 1		4- 1								
2- 4		0- 1		0- 0		NEUTRAL		1- 2		0- 1		1- 0								
5- 9		0- 2		0- 2		NON-CONFERENCE		1- 2		0- 2		4- 1								
4- 4		0- 0		0- 1		HOME		0- 0		0- 2		4- 1								
0- 2		0- 1		0- 1		AWAY		0- 0		0- 0		0- 0								
1- 3		0- 1		0- 0		NEUTRAL		1- 2		0- 0		0- 0								
11- 5		0- 0		0- 0		CONFERENCE		0- 2		1- 2		10- 1								
6- 1		0- 0		0- 0		HOME		0- 1		1- 0		5- 0								
4- 3		0- 0		0- 0		AWAY		0- 1		0- 1		4- 1								
1- 1		0- 0		0- 0		NEUTRAL		0- 0		0- 1		1- 0								
RPI	S	Opponent		Score		RPI	S	Opponent		Score		RPI	S	Opponent		Score				
8	A	BYU		0	3	28	A	Hawaii		0	3	52	N	Northern Ill.		3	2			
11	N	Washington		0	3	32	H	UNLV		1	3	58	N	Cal Poly		0	3			
												66	N	Rice		0	3			
												78	A	New Mexico St.		2	3			
												78	H	New Mexico St.		2	3			
														123 A UTRGV		1	3			
														123 H UTRGV		3	2			
														123 N UTRGV		0	3			
														126 H Idaho St.		0	3			
														138 H Utah St.		1	3			
														154 H CSUN		2	3			
														158 A CSU Bakersfield		3	2			
														158 H CSU Bakersfield		3	2			
														158 N CSU Bakersfield		3	2			
														174 A UMKC		1	3			
														174 H UMKC		3	2			
														181 A Seattle U		3	0			
														181 H Seattle U		3	1			
														182 H North Texas		3	2			
														190 H San Jose St.		3	1			
														219 H Weber St.		3	2			
														290 H Southern Utah		3	0			
														294 A Grand Canyon		3	1			
														294 H Grand Canyon		3	0			
														313 A Chicago St.		3	1			
														313 H Chicago St.		3	0			
LAST 10 GAMES																				

Non-Div. I Games:

Utah Valley

[illegible]

**Non-Div. I Games:**

Idaho St.

Average RPI Win:		199	WON-LOST RECORD		WINNING PCT. RANK		LAST 10 GAMES		STRENGTH OF SCHEDULE		OPP. STRENGTH OF SCHEDULE		TEAM RPI		ADJ RPI		CONF. RPI		ADJ CONF. RPI	
Average RPI Loss:		76	16- 14		.53333 150		4- 6		139		93		135		.52945 127		12		11	
DIV. I ONLY			7- 5		.58333 129		0- 0		132		77		114		.54127 108		11		11	
DIV. I NON-CONF.																				
TOTALS		RPI 1-25		RPI 26-50		W-L RECORDS		RPI 51-100		RPI 101-150		RPI 150+								
16- 14		1- 1		2- 5		OVERALL		0- 5		0- 1		13- 2								
4- 6		0- 0		0- 3		HOME		0- 2		0- 0		4- 1								
6- 5		0- 0		1- 2		AWAY		0- 2		0- 0		5- 1								
6- 3		1- 1		1- 0		NEUTRAL		0- 1		0- 1		4- 0								
7- 5		1- 1		1- 0		NON-CONFERENCE		0- 3		0- 1		5- 0								
0- 1		0- 0		0- 0		HOME		0- 1		0- 0		0- 0								
1- 1		0- 0		0- 0		AWAY		0- 1		0- 0		1- 0								
6- 3		1- 1		1- 0		NEUTRAL		0- 1		0- 1		4- 0								
9- 9		0- 0		1- 5		CONFERENCE		0- 2		0- 0		8- 2								
4- 5		0- 0		0- 3		HOME		0- 1		0- 0		4- 1								
5- 4		0- 0		1- 2		AWAY		0- 1		0- 0		4- 1								
0- 0		0- 0		0- 0		NEUTRAL		0- 0		0- 0		0- 0								
RPI	S	Opponent		Score		RPI	S	Opponent		Score		RPI	S	Opponent		Score				
12	N	UCLA		0	3	35	A	Wichita St.		1	3	63	A	Southern Ill.		1	3			
20	N	Utah		3	2	35	H	Wichita St.		0	3	63	H	Southern Ill.		2	3			
						42	N	Miami (OH)		3	2	65	A	Loyola Marymount		1	3			
						44	A	UNI		3	2	66	N	Rice		2	3			
						44	H	UNI		1	3	76	H	Saint Louis		0	3			
						46	A	Missouri St.		1	3									
						46	H	Missouri St.		2	3									
						LAST 10 GAMES														
						186	H	Drake		1	3	63	H	Southern Ill.		2	3			
						44	H	UNI		1	3	228	A	Indiana St.		3	0			
						46	A	Missouri St.		1	3	159	A	Loyola Chicago		3	0			
						35	A	Wichita St.		1	3	265	A	Bradley		3	0			
						253	H	Evansville		3	0	35	H	Wichita St.		0	3			

Non-Div. I Games:

Illinois St.

Average RPI Win: 215		WON-LOST	WINNING	LAST 10	STRENGTH OF		OPP. STRENGTH	TEAM	ADJ	CONF.	ADJ CONF.
Average RPI Loss: 129		RECORD	PCT. RANK	GAMES	SCHEDULE		OF SCHEDULE	RPI	RPI	RPI	RPI
DIV. I ONLY		16- 10	.61538	104	6- 4		155	214	126	.52913	128
DIV. I NON-CONF.		6- 6	.5	168	0- 0		100	119	127	.52549	128
TOTALS		RPI 1-25	RPI 26-50		W-L RECORDS		RPI 51-100		RPI 101-150		RPI 150+
16- 10	0- 0	0- 1		OVERALL		0- 3		4- 3		12- 3	
4- 2	0- 0	0- 0		HOME		0- 0		1- 0		3- 2	
6- 5	0- 0	0- 1		AWAY		0- 1		1- 3		5- 0	
6- 3	0- 0	0- 0		NEUTRAL		0- 2		2- 0		4- 1	
6- 6	0- 0	0- 1		NON-CONFERENCE		0- 3		3- 1		3- 1	
0- 0	0- 0	0- 0		HOME		0- 0		0- 0		0- 0	
1- 3	0- 0	0- 1		AWAY		0- 1		1- 1		0- 0	
5- 3	0- 0	0- 0		NEUTRAL		0- 2		2- 0		3- 1	
10- 4	0- 0	0- 0		CONFERENCE		0- 0		1- 2		9- 2	
4- 2	0- 0	0- 0		HOME		0- 0		1- 0		3- 2	
5- 2	0- 0	0- 0		AWAY		0- 0		0- 2		5- 0	
1- 0	0- 0	0- 0		NEUTRAL		0- 0		0- 0		1- 0	
RPI S	Opponent	Score	RPI S	Opponent	Score	RPI S	Opponent	Score	RPI S	Opponent	Score
			32 A	UNLV	1 3	78 N	New Mexico St.	0 3	112 N	South Fla.	3 1
						86 N	UC Santa Barbara	1 3	116 N	UConn	3 1
						94 A	Yale	0 3	130 A	DePaul	1 3
									139 A	New Hampshire	0 3
									139 A	New Hampshire	0 3
									139 H	New Hampshire	3 2
									150 A	Army West Point	3 2
									171 N	St. John's (NY)	3 1
									183 N	Ill.-Chicago	1 3
									193 A	UMBC	3 1
									193 H	UMBC	2 3
									193 N	UMBC	3 0
									201 N	Rutgers	3 0
									214 A	Binghamton	3 1
									214 H	Binghamton	0 3
									247 A	Stony Brook	3 2
									247 H	Stony Brook	3 0
									280 A	UMass Lowell	3 2
									280 H	UMass Lowell	3 1
									287 A	Hartford	3 0
									287 H	Hartford	3 1
									316 N	Iona	3 1
LAST 10 GAMES											
			139 A	New Hampshire	0 3		280 A	UMass Lowell	3 2		
			193 N	UMBC	3 0		287 A	Hartford	3 0		
			139 A	New Hampshire	0 3		214 H	Binghamton	0 3		
			193 H	UMBC	2 3		139 H	New Hampshire	3 2		
			247 H	Stony Brook	3 0		247 A	Stony Brook	3 2		

Non-Div. I Games:

Albany (NY)

Average RPI Win: 189		WON-LOST	WINNING	LAST 10	STRENGTH OF		OPP. STRENGTH	TEAM	ADJ	CONF.	ADJ CONF.
Average RPI Loss: 82		RECORD	PCT. RANK	GAMES	SCHEDULE		OF SCHEDULE	RPI	RPI	RPI	RPI
DIV. I ONLY		14- 14	.5 174	3- 7	91		115	127	.52805	129	7 7
DIV. I NON-CONF.		9- 2	.81818 34	0- 0	192		234	83	.56114	83	7 7
TOTALS		RPI 1-25	RPI 26-50	W-L RECORDS	RPI 51-100		RPI 101-150	RPI 150+			
14- 14	0- 0		0- 6	OVERALL	2- 5		4- 2	8- 1			
7- 6	0- 0		0- 3	HOME	2- 2		3- 1	2- 0			
4- 8	0- 0		0- 3	AWAY	0- 3		1- 1	3- 1			
3- 0	0- 0		0- 0	NEUTRAL	0- 0		0- 0	3- 0			
9- 2	0- 0		0- 0	NON-CONFERENCE	0- 1		2- 1	7- 0			
2- 2	0- 0		0- 0	HOME	0- 1		1- 1	1- 0			
4- 0	0- 0		0- 0	AWAY	0- 0		1- 0	3- 0			
3- 0	0- 0		0- 0	NEUTRAL	0- 0		0- 0	3- 0			
5- 12	0- 0		0- 6	CONFERENCE	2- 4		2- 1	1- 1			
5- 4	0- 0		0- 3	HOME	2- 1		2- 0	1- 0			
0- 8	0- 0		0- 3	AWAY	0- 3		0- 1	0- 1			
0- 0	0- 0		0- 0	NEUTRAL	0- 0		0- 0	0- 0			
RPI S	Opponent	Score	RPI S	Opponent	Score	RPI S	Opponent	Score	RPI S	Opponent	Score
			29 A	Boise St.	0 3	72 A	Wyoming	0 3	130 H	DePaul	1 3
			29 H	Boise St.	0 3	72 H	Wyoming	3 2	133 A	New Mexico	2 3
			32 A	UNLV	0 3	83 A	Nevada	2 3	133 H	New Mexico	3 0
			32 H	UNLV	2 3	83 H	Nevada	0 3	138 H	Utah St.	3 1
			48 A	Colorado St.	1 3	88 H	Portland	0 3	139 A	New Hampshire	3 0
			48 H	Colorado St.	0 3	90 A	San Diego St.	1 3	148 H	Portland St.	3 2
						90 H	San Diego St.	3 1	175 H	UC Irvine	3 1
									202 N	LIU Brooklyn	3 2
									222 N	Texas Southern	3 0
									231 A	Boston College	3 0
									246 A	Incarnate Word	3 0
									254 A	Air Force	0 3
									254 H	Air Force	3 2
									287 A	Hartford	3 0
									307 N	Prairie View	3 0
			LAST 10 GAMES								
			138 H	Utah St.	3 1	32 A	UNLV	0 3			
			254 A	Air Force	0 3	133 A	New Mexico	2 3			
			29 A	Boise St.	0 3	48 H	Colorado St.	0 3			
			90 H	San Diego St.	3 1	72 H	Wyoming	3 2			
			83 H	Nevada	0 3	29 H	Boise St.	0 3			

Non-Div. I Games:

Fresno St.

Average RPI Win:		163	WON-LOST RECORD		WINNING PCT. RANK		LAST 10 GAMES		STRENGTH OF SCHEDULE		OPP. STRENGTH OF SCHEDULE		TEAM RPI		ADJ RPI		CONF. RPI		ADJ CONF. RPI	
Average RPI Loss:		85																		
DIV. I ONLY			13- 17		.43333 200		2- 8		52		95		129		.52788 130		9		10	
DIV. I NON-CONF.			6- 6		.5 168		0- 0		43		108		82		.56146 82		8		8	
TOTALS		RPI 1-25		RPI 26-50		W-L RECORDS		RPI 51-100		RPI 101-150		RPI 150+								
13- 17		0- 3		0- 2		OVERALL		2- 6		5- 3		6- 3								
6- 6		0- 1		0- 1		HOME		1- 1		3- 1		2- 2								
4- 8		0- 2		0- 1		AWAY		0- 3		2- 1		2- 1								
3- 3		0- 0		0- 0		NEUTRAL		1- 2		0- 1		2- 0								
6- 6		0- 1		0- 0		NON-CONFERENCE		1- 3		3- 1		2- 1								
2- 1		0- 0		0- 0		HOME		0- 0		2- 0		0- 1								
1- 2		0- 1		0- 0		AWAY		0- 1		1- 0		0- 0								
3- 3		0- 0		0- 0		NEUTRAL		1- 2		0- 1		2- 0								
7- 11		0- 2		0- 2		CONFERENCE		1- 3		2- 2		4- 2								
4- 5		0- 1		0- 1		HOME		1- 1		1- 1		2- 1								
3- 6		0- 1		0- 1		AWAY		0- 2		1- 1		2- 1								
0- 0		0- 0		0- 0		NEUTRAL		0- 0		0- 0		0- 0								
RPI S	Opponent		Score		RPI S	Opponent		Score		RPI S	Opponent		Score		RPI S	Opponent		Score		
14 A	Michigan St.		0	3	36 A	Marquette		0	3	52 A	Northern Ill.		1	3	112 H	South Fla.		3	2	
18 A	Creighton		1	3	36 H	Marquette		2	3	64 N	Notre Dame		2	3	117 A	Butler		0	3	
18 H	Creighton		0	3						68 N	Iowa		0	3	117 H	Butler		3	2	
										69 A	Xavier		1	3	128 H	Albany (NY)		3	1	
										69 H	Xavier		1	3	129 A	Fresno St.		3	1	
										70 A	Villanova		0	3	142 A	Seton Hall		3	2	
										70 H	Villanova		3	1	142 H	Seton Hall		1	3	
										88 N	Portland		3	1	148 N	Portland St.		1	3	
															159 N	Loyola Chicago		3	1	
															171 A	St. John's (NY)		0	3	
															171 H	St. John's (NY)		1	3	
															183 H	Ill.-Chicago		2	3	
															210 N	UMES		3	0	
															235 A	Georgetown		3	1	
															235 H	Georgetown		3	0	
															249 A	Providence		3	2	
															249 H	Providence		3	0	
				LAST 10 GAMES																
					117 A	Butler		0	3	70 A	Villanova		0	3						
					69 A	Xavier		1	3	235 A	Georgetown		3	1						
					142 H	Seton Hall		1	3	249 H	Providence		3	0						
					171 H	St. John's (NY)		1	3	18 H	Creighton		0	3						
					36 A	Marquette		0	3	36 H	Marquette		2	3						

Non-Div. I Games:

DePaul

Average RPI Win: 147		WON-LOST	WINNING	LAST 10	STRENGTH OF		OPP. STRENGTH	TEAM	ADJ	CONF.	ADJ CONF.
Average RPI Loss: 47		RECORD	PCT. RANK	GAMES	SCHEDULE		OF SCHEDULE	RPI	RPI	RPI	RPI
DIV. I ONLY		10- 20	.33333	249	20		37	130	.52722	131	3
DIV. I NON-CONF.		7- 5	.58333	129	65		117	80	.56614	80	2
TOTALS		RPI 1-25	RPI 26-50		W-L RECORDS		RPI 51-100		RPI 101-150		RPI 150+
10- 20		0- 9	0- 6		OVERALL		1- 1		5- 4		4- 0
1- 7		0- 4	0- 2		HOME		0- 0		0- 1		1- 0
3- 11		0- 5	0- 4		AWAY		1- 1		1- 1		1- 0
6- 2		0- 0	0- 0		NEUTRAL		0- 0		4- 2		2- 0
7- 5		0- 0	0- 1		NON-CONFERENCE		1- 1		4- 3		2- 0
0- 0		0- 0	0- 0		HOME		0- 0		0- 0		0- 0
1- 3		0- 0	0- 1		AWAY		1- 1		0- 1		0- 0
6- 2		0- 0	0- 0		NEUTRAL		0- 0		4- 2		2- 0
3- 15		0- 9	0- 5		CONFERENCE		0- 0		1- 1		2- 0
1- 7		0- 4	0- 2		HOME		0- 0		0- 1		1- 0
2- 8		0- 5	0- 3		AWAY		0- 0		1- 0		1- 0
0- 0		0- 0	0- 0		NEUTRAL		0- 0		0- 0		0- 0
RPI S	Opponent	Score	RPI S	Opponent	Score	RPI S	Opponent	Score	RPI S	Opponent	Score
9 A	Stanford	0 3	29 A	Boise St.	1 3	68 A	Iowa	0 3	115 N	Pepperdine	0 3
9 H	Stanford	0 3	31 A	Arizona	1 3	79 A	Long Beach St.	3 2	117 A	Oregon St.	3 1
11 A	Washington	0 3	43 A	Southern California	1 3				117 H	Oregon St.	0 3
11 H	Washington	0 3	43 H	Southern California	0 3				117 N	Butler	3 2
12 A	UCLA	0 3	45 A	Washington St.	1 3				119 N	Oakland	3 2
12 H	UCLA	0 3	45 H	Washington St.	0 3				122 N	Fairfield	3 0
20 A	Utah	2 3							124 N	Santa Clara	3 2
21 A	Oregon	1 3							133 A	New Mexico	1 3
21 H	Oregon	2 3							148 N	Portland St.	1 3
									172 A	California	3 1
									172 H	California	3 0
									200 N	Harvard	3 0
									245 N	Abilene Christian	3 0
LAST 10 GAMES											
172 H	California	3 0	43 H	Southern California	0 3						
9 H	Stanford	0 3	21 A	Oregon	1 3						
11 A	Washington	0 3	117 A	Oregon St.	3 1						
45 A	Washington St.	1 3	11 H	Washington	0 3						
12 H	UCLA	0 3	45 H	Washington St.	0 3						

Non-Div. I Games:

Arizona St.



O  
h  
i  
o

Ohio

Average RPI Win:		181	WON-LOST RECORD		WINNING PCT. RANK		LAST 10 GAMES		STRENGTH OF SCHEDULE		OPP. STRENGTH OF SCHEDULE		TEAM RPI		ADJ RPI		CONF. RPI		ADJ CONF. RPI		
Average RPI Loss:		92																			
DIV. I ONLY			16- 15		.51613 167		6- 4		113		98		132		.52633 133		7 7				
DIV. I NON-CONF.			10- 4		.71429 69		1- 0		148		141		87		.55836 88		7 7				
TOTALS		RPI 1-25		RPI 26-50		W-L RECORDS		RPI 51-100		RPI 101-150		RPI 150+									
16- 15		0- 1		0- 5		OVERALL		3- 2		3- 5		10- 2									
9- 7		0- 1		0- 3		HOME		2- 1		3- 1		4- 1									
3- 7		0- 0		0- 2		AWAY		1- 1		0- 3		2- 1									
4- 1		0- 0		0- 0		NEUTRAL		0- 0		0- 1		4- 0									
10- 4		0- 1		0- 0		NON-CONFERENCE		1- 0		2- 2		7- 1									
5- 2		0- 1		0- 0		HOME		1- 0		2- 0		2- 1									
1- 1		0- 0		0- 0		AWAY		0- 0		0- 1		1- 0									
4- 1		0- 0		0- 0		NEUTRAL		0- 0		0- 1		4- 0									
6- 11		0- 0		0- 5		CONFERENCE		2- 2		1- 3		3- 1									
4- 5		0- 0		0- 3		HOME		1- 1		1- 1		2- 0									
2- 6		0- 0		0- 2		AWAY		1- 1		0- 2		1- 1									
0- 0		0- 0		0- 0		NEUTRAL		0- 0		0- 0		0- 0									
RPI	S	Opponent		Score		RPI	S	Opponent		Score		RPI	S	Opponent		Score					
3	H	Nebraska		0 3		29	A	Boise St.		0 3		72	A	Wyoming		1 3		112	A	South Fla.	1 3
						29	H	Boise St.		2 3		72	H	Wyoming		0 3		122	H	Fairfield	3 0
						32	H	UNLV		1 3		78	H	New Mexico St.		3 1		129	A	Fresno St.	0 3
						48	A	Colorado St.		2 3		83	A	Nevada		3 0		129	H	Fresno St.	3 2
						48	H	Colorado St.		0 3		90	H	San Diego St.		3 0		131	H	Arizona St.	3 1
																		136	N	Samford	2 3
																		138	A	Utah St.	1 3
																		138	H	Utah St.	2 3
																		163	H	Arkansas	3 1
																		166	A	UT Arlington	3 1
																		190	A	San Jose St.	2 3
																		190	H	San Jose St.	3 0
																		205	H	Idaho	2 3
																		207	N	Houston Baptist	3 1
																		216	N	UTEP	3 2
																		245	H	Abilene Christian	3 0
																		254	A	Air Force	3 0
																		254	H	Air Force	3 0
																		266	N	Western Caro.	3 0
																		296	N	Stetson	3 1
LAST 10 GAMES																					
						90	H	San Diego St.		3 0		190	H	San Jose St.		3 0					
						83	A	Nevada		3 0		129	H	Fresno St.		3 2					
						138	H	Utah St.		2 3		254	A	Air Force		3 0					
						48	A	Colorado St.		2 3		29	A	Boise St.		0 3					
						72	A	Wyoming		1 3		78	H	New Mexico St.		3 1					

Non-Div. I Games:

New Mexico

Average RPI Win:		224	WON-LOST RECORD		WINNING PCT. RANK	LAST 10 GAMES	STRENGTH OF SCHEDULE		OPP. STRENGTH OF SCHEDULE	TEAM RPI	ADJ RPI	CONF. RPI	ADJ CONF. RPI
Average RPI Loss:		106											
DIV. I ONLY		18- 14			.5625 133	7- 3	125		199	133	.5256 134	28	28
DIV. I NON-CONF.		6- 7			.46154 190	0- 0	61		60	100	.5446 100	25	25
TOTALS		RPI 1-25	RPI 26-50		W-L RECORDS		RPI 51-100		RPI 101-150		RPI 150+		
18- 14		0- 2	0- 2		OVERALL		2- 4		2- 1		14- 5		
7- 1		0- 0	0- 0		HOME		0- 1		0- 0		7- 0		
5- 8		0- 1	0- 0		AWAY		2- 2		0- 0		3- 5		
6- 5		0- 1	0- 2		NEUTRAL		0- 1		2- 1		4- 0		
6- 7		0- 2	0- 2		NON-CONFERENCE		2- 1		2- 1		2- 1		
0- 0		0- 0	0- 0		HOME		0- 0		0- 0		0- 0		
2- 3		0- 1	0- 0		AWAY		2- 1		0- 0		0- 1		
4- 4		0- 1	0- 2		NEUTRAL		0- 0		2- 1		2- 0		
12- 7		0- 0	0- 0		CONFERENCE		0- 3		0- 0		12- 4		
7- 1		0- 0	0- 0		HOME		0- 1		0- 0		7- 0		
3- 5		0- 0	0- 0		AWAY		0- 1		0- 0		3- 4		
2- 1		0- 0	0- 0		NEUTRAL		0- 1		0- 0		2- 0		
RPI S	Opponent	Score	RPI S	Opponent	Score	RPI S	Opponent	Score	RPI S	Opponent	Score		
10 N	North Carolina	0 3	33 N	SMU	0 3	62 A	A&M-Corpus Christi	2 3	110 N	Sacramento St.	2 3		
25 A	TCU	0 3	43 N	Southern California	0 3	62 H	A&M-Corpus Christi	0 3	119 N	Oakland	3 2		
						62 N	A&M-Corpus Christi	1 3	123 N	UTRGV	3 2		
						66 A	Rice	3 2	166 A	UT Arlington	2 3		
						82 A	Texas St.	1 3	168 A	SFA	0 3		
						91 A	Tulane	3 1	168 H	SFA	3 1		
									168 N	SFA	3 0		
									207 A	Houston Baptist	0 3		
									212 A	Central Ark.	1 3		
									212 H	Central Ark.	3 0		
									245 A	Abilene Christian	2 3		
									246 A	Incarnate Word	3 1		
									251 A	Northwestern St.	3 1		
									251 H	Northwestern St.	3 2		
									251 N	Northwestern St.	3 1		
									267 A	Lamar University	3 1		
									279 N	Bethune-Cookman	3 0		
									282 H	McNeese	3 1		
									300 H	Southeastern La.	3 1		
									314 N	Ark.-Pine Bluff	3 0		
									318 H	Nicholls St.	3 0		
									324 H	New Orleans	3 0		
			LAST 10 GAMES										
			62 N	A&M-Corpus Christi	1 3	324 H	New Orleans	3 0					
			168 N	SFA	3 0	300 H	Southeastern La.	3 1					
			251 N	Northwestern St.	3 1	168 H	SFA	3 1					
			251 A	Northwestern St.	3 1	267 A	Lamar University	3 1					
			212 A	Central Ark.	1 3	207 A	Houston Baptist	0 3					

Non-Div. I Games:

Sam Houston St.

Average RPI Win:		260	WON-LOST RECORD		WINNING PCT. RANK		LAST 10 GAMES		STRENGTH OF SCHEDULE		OPP. STRENGTH OF SCHEDULE		TEAM RPI		ADJ RPI		CONF. RPI		ADJ CONF. RPI		
DIV. I ONLY			24- 11		.68571 72		7- 3		214		260		134		.52452 135		26		26		
DIV. I NON-CONF.			11- 6		.64706 103		1- 0		181		259		139		.51895 139		26		26		
TOTALS		RPI 1-25		RPI 26-50		W-L RECORDS		RPI 51-100		RPI 101-150		RPI 150+									
24- 11		0- 1		0- 1		OVERALL		0- 4		1- 3		23- 2									
7- 4		0- 1		0- 0		HOME		0- 2		0- 1		7- 0									
9- 3		0- 0		0- 0		AWAY		0- 1		1- 1		8- 1									
8- 4		0- 0		0- 1		NEUTRAL		0- 1		0- 1		8- 1									
11- 6		0- 1		0- 1		NON-CONFERENCE		0- 2		0- 1		11- 1									
1- 2		0- 1		0- 0		HOME		0- 1		0- 0		1- 0									
3- 1		0- 0		0- 0		AWAY		0- 0		0- 1		3- 0									
7- 3		0- 0		0- 1		NEUTRAL		0- 1		0- 0		7- 1									
13- 5		0- 0		0- 0		CONFERENCE		0- 2		1- 2		12- 1									
6- 2		0- 0		0- 0		HOME		0- 1		0- 1		6- 0									
6- 2		0- 0		0- 0		AWAY		0- 1		1- 0		5- 1									
1- 1		0- 0		0- 0		NEUTRAL		0- 0		0- 1		1- 0									
RPI	S	Opponent		Score		RPI	S	Opponent		Score		RPI	S	Opponent		Score					
15	H	Western Ky.		0 3		27	N	Dayton		0 3		76	H	Saint Louis		2 3					
												78	N	New Mexico St.		1 3					
												96	A	Murray St.		0 3					
												96	H	Murray St.		1 3					
												102	A	SIUE		3 2					
												102	H	SIUE		0 3					
												102	N	SIUE		1 3					
												103	A	ETSU		0 3					
												179	A	Belmont		2 3					
												185	N	Elon		3 1					
												187	N	Valparaiso		1 3					
												192	A	Tennessee St.		3 0					
												192	N	Tennessee St.		3 1					
												198	N	Kent St.		3 2					
												223	N	USC Upstate		3 2					
												240	A	Eastern Ky.		3 1					
												253	A	Evansville		3 0					
												263	A	UT Martin		3 0					
												263	H	UT Martin		3 0					
												269	H	Morehead St.		3 1					
												272	N	Troy		3 0					
												278	A	Middle Tenn.		3 2					
												285	N	Charleston So.		3 0					
												291	H	Tennessee Tech		3 0					
												292	H	Jacksonville St.		3 0					
												293	A	Southeast Mo. St.		3 2					
												293	H	Southeast Mo. St.		3 0					
												295	N	Southern U.		3 0					
												302	A	The Citadel		3 0					
												305	H	Alabama A&M		3 0					
												310	A	Eastern Ill.		3 0					
LAST 10 GAMES						102 N SIUE						1 3		96 H Murray St.						1 3	
						192 N Tennessee St.						3 1		293 A Southeast Mo. St.						3 2	
						310 H Eastern Ill.						3 0		263 A UT Martin						3 0	
						102 H SIUE						0 3		305 H Alabama A&M						3 0	
						269 H Morehead St.						3 1		192 A Tennessee St.						3 0	

Non-Div. I Games:

Austin Peay

RPI	S	Opponent	Score	
310	H	Eastern Ill.	3	0
330	N	Savannah St.	3	0

Austin Peay

A  
u  
s  
t  
i  
n  
P  
e  
a  
y

A  
u  
s  
t  
i  
n  
P  
e  
a  
y

Average RPI Win: 209		WON-LOST RECORD	WINNING PCT. RANK	LAST 10 GAMES	STRENGTH OF SCHEDULE	OPP. STRENGTH OF SCHEDULE	TEAM RPI	ADJ RPI	CONF. RPI	ADJ CONF. RPI	
Average RPI Loss: 151											
DIV. I ONLY		20- 13	.60606 110	7- 3	163	225	136	.52376 136	21	21	
DIV. I NON-CONF.		9- 6	.6 123	0- 0	173	179	140	.51732 140	24	24	
-----											
TOTALS		RPI 1-25	RPI 26-50		W-L RECORDS		RPI 51-100		RPI 101-150		RPI 150+
20- 13		0- 0	0- 1		OVERALL		0- 2		3- 2		17- 8
13- 3		0- 0	0- 0		HOME		0- 0		2- 1		11- 2
3- 8		0- 0	0- 0		AWAY		0- 2		0- 1		3- 5
4- 2		0- 0	0- 1		NEUTRAL		0- 0		1- 0		3- 1
9- 6		0- 0	0- 1		NON-CONFERENCE		0- 2		2- 0		7- 3
5- 1		0- 0	0- 0		HOME		0- 0		1- 0		4- 1
0- 3		0- 0	0- 0		AWAY		0- 2		0- 0		0- 1
4- 2		0- 0	0- 1		NEUTRAL		0- 0		1- 0		3- 1
11- 7		0- 0	0- 0		CONFERENCE		0- 0		1- 2		10- 5
8- 2		0- 0	0- 0		HOME		0- 0		1- 1		7- 1
3- 5		0- 0	0- 0		AWAY		0- 0		0- 1		3- 4
0- 0		0- 0	0- 0		NEUTRAL		0- 0		0- 0		0- 0
RPI S	Opponent	Score	RPI S	Opponent	Score	RPI S	Opponent	Score	RPI S	Opponent	Score
			35 N	Wichita St.	0 3	56 A	Alabama	0 3	103 A	ETSU	0 3
						72 A	Wyoming	0 3	103 H	ETSU	3 0
									103 H	ETSU	2 3
									120 H	Radford	3 0
									133 N	New Mexico	3 2
									151 A	Chattanooga	3 0
									151 H	Chattanooga	3 0
									154 N	CSUN	3 1
									156 A	UNCG	1 3
									156 H	UNCG	1 3
									166 A	UT Arlington	2 3
									196 H	South Ala.	3 0
									197 A	Mercer	3 0
									197 H	Mercer	3 1
									199 N	Eastern Wash.	2 3
									207 N	Houston Baptist	3 1
									208 A	Wofford	1 3
									208 H	Wofford	3 0
									208 H	Wofford	3 0
									214 A	Furman	1 3
									214 H	Furman	3 1
			LAST 10 GAMES						216 N	UTEP	3 1
			103 H	ETSU	3 0	103 A	ETSU	0 3	228 H	Indiana St.	0 3
			208 H	Wofford	3 0	197 A	Mercer	3 0	251 H	Northwestern St.	3 0
			156 H	UNCG	1 3	302 A	The Citadel	3 0	266 A	Western Caro.	1 3
			208 H	Wofford	3 0	214 H	Furman	3 1	266 H	Western Caro.	3 0
			214 A	Furman	1 3	266 H	Western Caro.	3 0	291 H	Tennessee Tech	3 1

Non-Div. I Games:

Samford

RPI	S	Opponent	Score	
302	A	The Citadel	3	0
302	H	The Citadel	3	0
318	H	Nicholls St.	3	2

Samford

S  
a  
m  
f  
o  
r  
d

S  
a  
m  
f  
o  
r  
d

Average RPI Win: 159		WON-LOST	WINNING	LAST 10	STRENGTH OF	OPP. STRENGTH	TEAM	ADJ	CONF.	ADJ CONF.		
Average RPI Loss: 71		RECORD	PCT. RANK	GAMES	SCHEDULE	OF SCHEDULE	RPI	RPI	RPI	RPI		
DIV. I ONLY		9- 18	.33333	249	2- 8	18	69	137	.52335	137	4	4
DIV. I NON-CONF.		5- 6	.45455	198	0- 0	53	126	106	.54073	109	4	4
<hr/>												
TOTALS		RPI 1-25	RPI 26-50		W-L RECORDS	RPI 51-100		RPI 101-150		RPI 150+		
9- 18		0- 6	0- 2		OVERALL	2- 4		0- 4		7- 2		
2- 11		0- 3	0- 2		HOME	0- 2		0- 2		2- 2		
3- 7		0- 3	0- 0		AWAY	2- 2		0- 2		1- 0		
4- 0		0- 0	0- 0		NEUTRAL	0- 0		0- 0		4- 0		
5- 6		0- 0	0- 2		NON-CONFERENCE	1- 1		0- 2		4- 1		
0- 5		0- 0	0- 2		HOME	0- 0		0- 2		0- 1		
1- 1		0- 0	0- 0		AWAY	1- 1		0- 0		0- 0		
4- 0		0- 0	0- 0		NEUTRAL	0- 0		0- 0		4- 0		
4- 12		0- 6	0- 0		CONFERENCE	1- 3		0- 2		3- 1		
2- 6		0- 3	0- 0		HOME	0- 2		0- 0		2- 1		
2- 6		0- 3	0- 0		AWAY	1- 1		0- 2		1- 0		
0- 0		0- 0	0- 0		NEUTRAL	0- 0		0- 0		0- 0		
RPI S	Opponent	Score	RPI S	Opponent	Score	RPI S	Opponent	Score	RPI S	Opponent	Score	
5 A	Florida	0 3	26 H	Florida St.	0 3	53 A	UCF	3 2	101 H	Southern Miss.	1 3	
5 H	Florida	0 3	41 H	Baylor	0 3	59 A	Duke	0 3	105 A	Tennessee	1 3	
7 A	Missouri	0 3				85 A	South Carolina	1 3	113 A	Auburn	2 3	
7 H	Missouri	0 3				85 H	South Carolina	1 3	116 H	UConn	0 3	
16 A	Kentucky	0 3				93 A	Ole Miss	3 2	156 N	UNCG	3 1	
24 H	Texas A&M	1 3				93 H	Ole Miss	1 3	163 H	Arkansas	0 3	
									164 H	Mississippi St.	3 0	
									178 N	Fla. Atlantic	3 1	
									181 N	Seattle U	3 1	
									184 A	Georgia	3 0	
									184 H	Georgia	3 2	
									229 H	Virginia	2 3	
									240 N	Eastern Ky.	3 0	
<hr/>												
LAST 10 GAMES												
105 A Tennessee		1 3	5 A Florida		0 3							
16 A Kentucky		0 3	85 A South Carolina		1 3							
164 H Mississippi St.		3 0	7 A Missouri		0 3							
184 H Georgia		3 2	85 H South Carolina		1 3							
93 H Ole Miss		1 3	5 H Florida		0 3							

Non-Div. I Games:

LSU





Average RPI Win: Average RPI Loss:	231 132	WON-LOST RECORD	WINNING PCT. RANK	LAST 10 GAMES	STRENGTH OF SCHEDULE	OPP. STRENGTH OF SCHEDULE	TEAM RPI	ADJ RPI	CONF. RPI	ADJ CONF. RPI			
DIV. I ONLY		21- 10	.67742 74	10- 0	226	220	139	.52278 139	23	23			
DIV. I NON-CONF.		9- 8	.52941 166	2- 0	201	205	179	.48916 177	23	23			
<hr/>													
TOTALS	RPI 1-25	RPI 26-50		W-L RECORDS	RPI 51-100		RPI 101-150		RPI 150+				
21- 10	0- 0	0- 2		OVERALL	0- 2		3- 2		18- 4				
11- 3	0- 0	0- 0		HOME	0- 1		3- 1		8- 1				
7- 5	0- 0	0- 1		AWAY	0- 0		0- 1		7- 3				
3- 2	0- 0	0- 1		NEUTRAL	0- 1		0- 0		3- 0				
<hr/>													
9- 8	0- 0	0- 2		NON-CONFERENCE	0- 2		1- 1		8- 3				
3- 3	0- 0	0- 0		HOME	0- 1		1- 1		2- 1				
3- 3	0- 0	0- 1		AWAY	0- 0		0- 0		3- 2				
3- 2	0- 0	0- 1		NEUTRAL	0- 1		0- 0		3- 0				
<hr/>													
12- 2	0- 0	0- 0		CONFERENCE	0- 0		2- 1		10- 1				
8- 0	0- 0	0- 0		HOME	0- 0		2- 0		6- 0				
4- 2	0- 0	0- 0		AWAY	0- 0		0- 1		4- 1				
0- 0	0- 0	0- 0		NEUTRAL	0- 0		0- 0		0- 0				
<hr/>													
RPI S	Opponent	Score	RPI S	Opponent	Score	RPI S	Opponent	Score	RPI S	Opponent	Score		
39 N	Cleveland St.	1 3	89 N	Delaware	0 3	126 H	Idaho St.	3 1	128 A	Albany (NY)	2 3		
49 A	Temple	1 3	97 H	Northeastern	1 3	128 H	Albany (NY)	3 0	128 H	Albany (NY)	3 0		
								129 H	Fresno St.	0 3	162 H	Sacred Heart	1 3
								180 A	Navy	1 3	193 A	UMBC	3 1
								193 H	UMBC	3 0	200 H	Harvard	3 0
								201 N	Rutgers	3 1	210 A	UMES	3 1
								214 A	Binghamton	1 3	214 H	Binghamton	3 0
								214 H	Binghamton	3 1	231 A	Boston College	3 2
								232 A	Bryant	0 3	247 A	Stony Brook	3 1
								247 H	Stony Brook	3 0	258 H	Holy Cross	3 0
								270 N	Siena	3 2	280 A	UMass Lowell	3 1
								280 H	UMass Lowell	3 0	287 A	Hartford	3 1
								287 H	Hartford	3 0	328 A	Delaware St.	3 0
								329 N	Coppin St.	3 0			
<hr/>													
				LAST 10 GAMES									
				128 H Albany (NY)				3 0					
				214 H Binghamton				3 0					
				214 H Binghamton				3 1					
				128 H Albany (NY)				3 0					
				287 H Hartford				3 0					
				280 H UMass Lowell				3 0					
				193 A UMBC				3 1					
				247 A Stony Brook				3 1					
				210 A UMES				3 1					
				328 A Delaware St.				3 0					

**Non-Div. I Games:**

New Hampshire

Average RPI Win: 233		WON-LOST RECORD		WINNING PCT. RANK		LAST 10 GAMES		STRENGTH OF SCHEDULE		OPP. STRENGTH OF SCHEDULE		TEAM RPI		ADJ RPI		CONF. RPI		ADJ CONF. RPI	
DIV. I ONLY		17- 10		.62963 93		8- 2		192		189		140		.52213 140		19		17	
DIV. I NON-CONF.		5- 7		.41667 212		0- 0		170		132		204		.47587 202		20		20	
TOTALS		RPI 1-25		RPI 26-50		W-L RECORDS		RPI 51-100		RPI 101-150		RPI 150+							
17- 10		0- 1		0- 1		OVERALL		1- 4		0- 1		16- 3							
7- 3		0- 0		0- 1		HOME		1- 2		0- 0		6- 0							
7- 4		0- 1		0- 0		AWAY		0- 1		0- 1		7- 1							
3- 3		0- 0		0- 0		NEUTRAL		0- 1		0- 0		3- 2							
5- 7		0- 1		0- 0		NON-CONFERENCE		0- 3		0- 1		5- 2							
1- 2		0- 0		0- 0		HOME		0- 2		0- 0		1- 0							
1- 2		0- 1		0- 0		AWAY		0- 0		0- 1		1- 0							
3- 3		0- 0		0- 0		NEUTRAL		0- 1		0- 0		3- 2							
12- 3		0- 0		0- 1		CONFERENCE		1- 1		0- 0		11- 1							
6- 1		0- 0		0- 1		HOME		1- 0		0- 0		5- 0							
6- 2		0- 0		0- 0		AWAY		0- 1		0- 0		6- 1							
0- 0		0- 0		0- 0		NEUTRAL		0- 0		0- 0		0- 0							
RPI S	Opponent	Score		RPI S	Opponent	Score		RPI S	Opponent	Score		RPI S	Opponent	Score					
23 A	Penn St.	0 3		27 H	Dayton	1 3		54 N	Lipscomb	0 3		115 A	Pepperdine	2 3					
								64 H	Notre Dame	1 3		153 A	VCU	3 2					
								76 A	Saint Louis	2 3		154 N	CSUN	2 3					
								76 H	Saint Louis	3 1		160 N	Howard	3 2					
								90 H	San Diego St.	2 3		177 A	Duquesne	0 3					
												177 H	Duquesne	3 0					
												226 N	Clemson	0 3					
												233 A	George Washington	3 0					
												233 H	George Washington	3 1					
												237 A	Davidson	3 1					
												241 N	Central Conn. St.	3 0					
												247 H	Stony Brook	3 0					
												262 A	La Salle	3 0					
												262 H	La Salle	3 0					
												274 A	Fordham	3 0					
												274 H	Fordham	3 0					
												275 A	George Mason	3 0					
												275 H	George Mason	3 0					
												287 A	Hartford	3 0					
												299 N	Manhattan	3 0					
				LAST 10 GAMES															
				76 A	Saint Louis	2 3		237 A	Davidson	3 1									
				274 A	Fordham	3 0		274 H	Fordham	3 0									
				275 H	George Mason	3 0		177 A	Duquesne	0 3									
				233 H	George Washington	3 1		262 A	La Salle	3 0									
				153 A	VCU	3 2		76 H	Saint Louis	3 1									

Non-Div. I Games:

Rhode Island

Average RPI Win: 188		WON-LOST	WINNING	LAST 10	STRENGTH OF		OPP. STRENGTH	TEAM	ADJ	CONF.	ADJ CONF.
Average RPI Loss: 35		RECORD	PCT. RANK	GAMES	SCHEDULE		OF SCHEDULE	RPI	RPI	RPI	RPI
DIV. I ONLY		11- 19	.36667	238	3- 7		56	22	143	.52148	141
DIV. I NON-CONF.		8- 4	.66667	85	0- 0		133	120	96	.5534	97
TOTALS		RPI 1-25	RPI 26-50		W-L RECORDS		RPI 51-100		RPI 101-150		RPI 150+
11- 19	0- 11	1- 4		OVERALL		2- 3		0- 1		8- 0	
5- 6	0- 4	1- 1		HOME		0- 1		0- 0		4- 0	
2- 11	0- 6	0- 3		AWAY		0- 1		0- 1		2- 0	
4- 2	0- 1	0- 0		NEUTRAL		2- 1		0- 0		2- 0	
8- 4	0- 2	0- 1		NON-CONFERENCE		2- 1		0- 0		6- 0	
3- 0	0- 0	0- 0		HOME		0- 0		0- 0		3- 0	
1- 2	0- 1	0- 1		AWAY		0- 0		0- 0		1- 0	
4- 2	0- 1	0- 0		NEUTRAL		2- 1		0- 0		2- 0	
3- 15	0- 9	1- 3		CONFERENCE		0- 2		0- 1		2- 0	
2- 6	0- 4	1- 1		HOME		0- 1		0- 0		1- 0	
1- 9	0- 5	0- 2		AWAY		0- 1		0- 1		1- 0	
0- 0	0- 0	0- 0		NEUTRAL		0- 0		0- 0		0- 0	
RPI S	Opponent	Score	RPI S	Opponent	Score	RPI S	Opponent	Score	RPI S	Opponent	Score
1 A	Wisconsin	0 3	38 A	Ohio St.	0 3	68 A	Iowa	0 3	146 A	Northwestern	0 3
3 H	Nebraska	0 3	38 H	Ohio St.	3 2	68 H	Iowa	0 3	162 H	Sacred Heart	3 0
4 A	Minnesota	0 3	43 A	Southern California	0 3	73 N	Towson	2 3	163 N	Arkansas	3 1
4 H	Minnesota	0 3	50 A	Illinois	0 3	77 N	Princeton	3 2	201 A	Rutgers	3 0
6 A	Kansas	0 3	50 H	Illinois	2 3	99 N	Oklahoma	3 1	201 H	Rutgers	3 0
11 N	Washington	0 3							235 A	Georgetown	3 0
14 A	Michigan St.	1 3							250 H	Eastern Mich.	3 0
17 A	Michigan	1 3							313 N	Chicago St.	3 0
17 H	Michigan	2 3							328 H	Delaware St.	3 0
22 A	Purdue	1 3									
23 H	Penn St.	1 3									
			LAST 10 GAMES								
			146 A	Northwestern	0 3	22 A	Purdue	1 3			
			50 A	Illinois	0 3	38 A	Ohio St.	0 3			
			201 H	Rutgers	3 0	38 H	Ohio St.	3 2			
			23 H	Penn St.	1 3	201 A	Rutgers	3 0			
			4 H	Minnesota	0 3	17 H	Michigan	2 3			

Non-Div. I Games:

Maryland

Average RPI Win: 183		WON-LOST	WINNING	LAST 10	STRENGTH OF		OPP. STRENGTH	TEAM	ADJ	CONF.	ADJ CONF.
Average RPI Loss: 93		RECORD	PCT. RANK	GAMES	SCHEDULE		OF SCHEDULE	RPI	RPI	RPI	RPI
DIV. I ONLY		16- 15	.51613	167	6- 4		132	99	141	.52147	142
DIV. I NON-CONF.		6- 7	.46154	190	0- 0		179	142	188	.48294	188
TOTALS		RPI 1-25	RPI 26-50		W-L RECORDS		RPI 51-100		RPI 101-150		RPI 150+
16- 15	0- 2	0- 3		OVERALL		3- 5		4- 1		9- 4	
8- 4	0- 1	0- 1		HOME		3- 0		1- 1		4- 1	
6- 7	0- 1	0- 1		AWAY		0- 4		2- 0		4- 1	
2- 4	0- 0	0- 1		NEUTRAL		0- 1		1- 0		1- 2	
6- 7	0- 0	0- 1		NON-CONFERENCE		1- 3		1- 0		4- 3	
2- 1	0- 0	0- 0		HOME		1- 0		0- 0		1- 1	
2- 2	0- 0	0- 0		AWAY		0- 2		0- 0		2- 0	
2- 4	0- 0	0- 1		NEUTRAL		0- 1		1- 0		1- 2	
10- 8	0- 2	0- 2		CONFERENCE		2- 2		3- 1		5- 1	
6- 3	0- 1	0- 1		HOME		2- 0		1- 1		3- 0	
4- 5	0- 1	0- 1		AWAY		0- 2		2- 0		2- 1	
0- 0	0- 0	0- 0		NEUTRAL		0- 0		0- 0		0- 0	
RPI S	Opponent	Score	RPI S	Opponent	Score	RPI S	Opponent	Score	RPI S	Opponent	Score
18 A	Creighton	0 <span>3</span>	36 A	Marquette	1 <span>3</span>	59 A	Hofstra	2 <span>3</span>	117 A	Butler	3 0
18 H	Creighton	0 <span>3</span>	36 H	Marquette	1 <span>3</span>	64 A	Notre Dame	0 <span>3</span>	117 H	Butler	3 2
			39 N	Cleveland St.	0 <span>3</span>	69 A	Xavier	1 <span>3</span>	127 N	Illinois St.	3 1
						69 H	Xavier	3 1	130 A	DePaul	3 1
						70 A	Villanova	0 <span>3</span>	130 H	DePaul	2 <span>3</span>
						70 H	Villanova	3 2	171 A	St. John's (NY)	1 <span>3</span>
						73 H	Towson	3 1	171 H	St. John's (NY)	3 0
						77 N	Princeton	1 <span>3</span>	181 N	Seattle U	0 <span>3</span>
									191 N	Western Mich.	0 <span>3</span>
									201 A	Rutgers	3 2
									233 H	George Washington	1 <span>3</span>
									235 A	Georgetown	3 0
									235 H	Georgetown	3 1
									249 A	Providence	3 1
									249 H	Providence	3 0
									278 A	Middle Tenn.	3 0
									291 N	Tennessee Tech	3 0
									315 H	Canisius	3 0
			LAST 10 GAMES								
			171 H	St. John's (NY)	3 0	249 H	Providence	3 0			
			130 A	DePaul	3 1	18 H	Creighton	0 <span>3</span>			
			36 A	Marquette	1 <span>3</span>	117 A	Butler	3 0			
			70 H	Villanova	3 2	69 A	Xavier	1 <span>3</span>			
			235 H	Georgetown	3 1	18 A	Creighton	0 <span>3</span>			

Non-Div. I Games:

Seton Hall

Average RPI Win: 214		WON-LOST	WINNING	LAST 10	STRENGTH OF		OPP. STRENGTH	TEAM	ADJ	CONF.	ADJ CONF.
Average RPI Loss: 110		RECORD	PCT. RANK	GAMES	SCHEDULE		OF SCHEDULE	RPI	RPI	RPI	RPI
DIV. I ONLY		18- 11	.62069	96	7- 3		203	160	144	.52008	143
DIV. I NON-CONF.		6- 6	.5	168	0- 0		159	130	156	.50294	156
TOTALS		RPI 1-25	RPI 26-50		W-L RECORDS		RPI 51-100		RPI 101-150		RPI 150+
18- 11	0- 0		0- 1		OVERALL		1- 4		2- 4		15- 2
8- 4	0- 0		0- 1		HOME		1- 1		2- 1		5- 1
8- 3	0- 0		0- 0		AWAY		0- 2		0- 1		8- 0
2- 4	0- 0		0- 0		NEUTRAL		0- 1		0- 2		2- 1
6- 6	0- 0		0- 1		NON-CONFERENCE		0- 2		1- 1		5- 2
2- 2	0- 0		0- 1		HOME		0- 0		1- 0		1- 1
2- 1	0- 0		0- 0		AWAY		0- 1		0- 0		2- 0
2- 3	0- 0		0- 0		NEUTRAL		0- 1		0- 1		2- 1
12- 5	0- 0		0- 0		CONFERENCE		1- 2		1- 3		10- 0
6- 2	0- 0		0- 0		HOME		1- 1		1- 1		4- 0
6- 2	0- 0		0- 0		AWAY		0- 1		0- 1		6- 0
0- 1	0- 0		0- 0		NEUTRAL		0- 0		0- 1		0- 0
RPI S	Opponent	Score	RPI S	Opponent	Score	RPI S	Opponent	Score	RPI S	Opponent	Score
			48 H	Colorado St.	1 3	84 A	Pacific	2 3	107 H	Denver	3 1
						92 H	Northern Ariz.	1 3	110 H	Sacramento St.	1 3
						95 N	South Dakota	0 3	117 N	Oregon St.	0 3
						98 A	North Dakota	0 3	126 A	Idaho St.	2 3
						98 H	North Dakota	3 0	126 N	Idaho St.	2 3
									148 H	Portland St.	3 0
									157 N	North Florida	1 3
									161 H	St. Mary's (CA)	1 3
									199 A	Eastern Wash.	3 1
									199 H	Eastern Wash.	3 0
									204 H	North Dakota St.	3 2
									205 A	Idaho	3 1
									205 H	Idaho	3 1
									207 A	Houston Baptist	3 1
									218 N	Penn	3 0
									219 A	Weber St.	3 2
									235 N	Georgetown	3 0
									254 A	Air Force	3 0
									259 A	Montana St.	3 1
									259 H	Montana St.	3 0
									276 A	Montana	3 0
									276 H	Montana	3 0
									290 A	Southern Utah	3 0
LAST 10 GAMES											
			126 N	Idaho St.	2 3	276 A	Montana	3 0			
			98 A	North Dakota	0 3	259 A	Montana St.	3 1			
			290 A	Southern Utah	3 0	126 A	Idaho St.	2 3			
			199 H	Eastern Wash.	3 0	219 A	Weber St.	3 2			
			205 H	Idaho	3 1	259 H	Montana St.	3 0			

Non-Div. I Games:

Northern Colo.

Average RPI Win:		197	WON-LOST RECORD		WINNING PCT. RANK		LAST 10 GAMES		STRENGTH OF SCHEDULE		OPP. STRENGTH OF SCHEDULE		TEAM RPI		ADJ RPI		CONF. RPI		ADJ CONF. RPI										
Average RPI Loss:		71																											
DIV. I ONLY			14- 14		.5 174		5- 5		119		106		145		.51928 144		13		13										
DIV. I NON-CONF.			7- 6		.53846 157		0- 0		74		94		95		.55359 96		10		10										
TOTALS		RPI 1-25		RPI 26-50		W-L RECORDS		RPI 51-100		RPI 101-150		RPI 150+																	
14- 14		0- 1		0- 3		OVERALL		2- 9		3- 0		9- 1																	
3- 5		0- 0		0- 1		HOME		0- 3		0- 0		3- 1																	
6- 6		0- 1		0- 2		AWAY		1- 3		1- 0		4- 0																	
5- 3		0- 0		0- 0		NEUTRAL		1- 3		2- 0		2- 0																	
7- 6		0- 1		0- 1		NON-CONFERENCE		2- 4		3- 0		2- 0																	
0- 0		0- 0		0- 0		HOME		0- 0		0- 0		0- 0																	
2- 3		0- 1		0- 1		AWAY		1- 1		1- 0		0- 0																	
5- 3		0- 0		0- 0		NEUTRAL		1- 3		2- 0		2- 0																	
7- 8		0- 0		0- 2		CONFERENCE		0- 5		0- 0		7- 1																	
3- 5		0- 0		0- 1		HOME		0- 3		0- 0		3- 1																	
4- 3		0- 0		0- 1		AWAY		0- 2		0- 0		4- 0																	
0- 0		0- 0		0- 0		NEUTRAL		0- 0		0- 0		0- 0																	
RPI	S	Opponent		Score		RPI	S	Opponent		Score		RPI	S	Opponent		Score													
21	A	Oregon		0 3		28	A	Hawaii		0 3		58	H	Cal Poly		2 3		110	A	Sacramento St.		3 0							
						28	H	Hawaii		0 3		79	A	Long Beach St.		0 3		124	N	Santa Clara		3 1							
						29	A	Boise St.		1 3		79	H	Long Beach St.		0 3		148	N	Portland St.		3 0							
												80	N	Gonzaga		0 3		154	A	CSUN		3 1							
												83	A	Nevada		2 3		154	H	CSUN		2 3							
												86	A	UC Santa Barbara		1 3		175	A	UC Irvine		3 1							
												86	H	UC Santa Barbara		2 3		175	H	UC Irvine		3 0							
												90	N	San Diego St.		0 3		264	N	Omaha		3 0							
												93	N	Ole Miss		1 3		271	A	UC Riverside		3 1							
												96	N	Murray St.		3 1		271	H	UC Riverside		3 1							
												98	A	North Dakota		3 0		288	A	Cal St. Fullerton		3 1							
																		288	H	Cal St. Fullerton		3 1							
																		290	N	Southern Utah		3 2							
						LAST 10 GAMES																							
						175 H UC Irvine						3 0						79 A Long Beach St.						0 3					
						28 H Hawaii						0 3						154 A CSUN						3 1					
						271 A UC Riverside						3 1						288 H Cal St. Fullerton						3 1					
						58 H Cal Poly						2 3						271 H UC Riverside						3 1					
						86 H UC Santa Barbara						2 3						28 A Hawaii						0 3					

Non-Div. I Games:

UC Davis

T  
o  
l  
e  
d  
o

Toledo



Average RPI Win:	186	WON-LOST RECORD	WINNING PCT. RANK	LAST 10 GAMES	STRENGTH OF SCHEDULE	OPP. STRENGTH OF SCHEDULE	TEAM RPI	ADJ RPI	CONF. RPI	ADJ CONF. RPI	
Average RPI Loss:	38										
DIV. I ONLY	9- 21	.3	266	2- 8	29	24	153	.51864	146	1	1
DIV. I NON-CONF.	7- 5	.58333	129	0- 0	139	112	118	.53067	118	1	1
<hr/>											
TOTALS	RPI 1-25	RPI 26-50		W-L RECORDS		RPI 51-100		RPI 101-150		RPI 150+	
9- 21	1- 8	0- 6		OVERALL		0- 7		1- 0		7- 0	
2- 8	1- 4	0- 2		HOME		0- 2		1- 0		0- 0	
1- 11	0- 4	0- 4		AWAY		0- 3		0- 0		1- 0	
6- 2	0- 0	0- 0		NEUTRAL		0- 2		0- 0		6- 0	
7- 5	0- 0	0- 2		NON-CONFERENCE		0- 3		0- 0		7- 0	
0- 0	0- 0	0- 0		HOME		0- 0		0- 0		0- 0	
1- 3	0- 0	0- 2		AWAY		0- 1		0- 0		1- 0	
6- 2	0- 0	0- 0		NEUTRAL		0- 2		0- 0		6- 0	
2- 16	1- 8	0- 4		CONFERENCE		0- 4		1- 0		0- 0	
2- 8	1- 4	0- 2		HOME		0- 2		1- 0		0- 0	
0- 8	0- 4	0- 2		AWAY		0- 2		0- 0		0- 0	
0- 0	0- 0	0- 0		NEUTRAL		0- 0		0- 0		0- 0	
<hr/>											
RPI	S	Opponent	Score	RPI	S	Opponent	Score	RPI	S	Opponent	Score
1	H	Wisconsin	2 3	27	A	Dayton	2 3	54	A	Lipscomb	1 3
3	A	Nebraska	0 3	38	A	Ohio St.	0 3	55	A	Indiana	1 3
4	A	Minnesota	0 3	38	H	Ohio St.	1 3	55	H	Indiana	0 3
4	H	Minnesota	0 3	44	A	UNI	0 3	68	A	Iowa	1 3
14	A	Michigan St.	0 3	50	A	Illinois	0 3	68	H	Iowa	0 3
17	A	Michigan	1 3	50	H	Illinois	0 3	69	N	Xavier	0 3
17	H	Michigan	0 3					93	N	Ole Miss	2 3
22	H	Purdue	3 1								
23	H	Penn St.	0 3								
				LAST 10 GAMES							
				141	H	Maryland	3 0	14	A	Michigan St.	0 3
				38	H	Ohio St.	1 3	3	A	Nebraska	0 3
				4	H	Minnesota	0 3	68	A	Iowa	1 3
				1	H	Wisconsin	2 3	55	H	Indiana	0 3
				17	A	Michigan	1 3	22	H	Purdue	3 1

Non-Div. I Games:

Northwestern

Average RPI Win:		212	WON-LOST RECORD		WINNING PCT. RANK		LAST 10 GAMES		STRENGTH OF SCHEDULE		OPP. STRENGTH OF SCHEDULE		TEAM RPI		ADJ RPI		CONF. RPI		ADJ CONF. RPI				
DIV. I ONLY			12- 16		.42857 205		2- 8		92		51		151		.51858 147		2		2				
DIV. I NON-CONF.			9- 5		.64286 105		1- 0		196		186		138		.52015 138		3		3				
TOTALS		RPI 1-25		RPI 26-50				W-L RECORDS		RPI 51-100				RPI 101-150				RPI 150+					
12- 16		1- 7		0- 4				OVERALL		0- 3				0- 2				11- 0					
6- 8		1- 3		0- 2				HOME		0- 2				0- 1				5- 0					
3- 6		0- 3		0- 2				AWAY		0- 1				0- 0				3- 0					
3- 2		0- 1		0- 0				NEUTRAL		0- 0				0- 1				3- 0					
9- 5		0- 2		0- 0				NON-CONFERENCE		0- 1				0- 2				9- 0					
4- 1		0- 0		0- 0				HOME		0- 0				0- 1				4- 0					
2- 2		0- 1		0- 0				AWAY		0- 1				0- 0				2- 0					
3- 2		0- 1		0- 0				NEUTRAL		0- 0				0- 1				3- 0					
3- 11		1- 5		0- 4				CONFERENCE		0- 2				0- 0				2- 0					
2- 7		1- 3		0- 2				HOME		0- 2				0- 0				1- 0					
1- 4		0- 2		0- 2				AWAY		0- 0				0- 0				1- 0					
0- 0		0- 0		0- 0				NEUTRAL		0- 0				0- 0				0- 0					
RPI	S	Opponent		Score		RPI	S	Opponent		Score		RPI	S	Opponent		Score		RPI	S	Opponent		Score	
2	H	Texas		1	3	30	A	Iowa St.		0	3	84	A	Pacific		1	3	109	H	Marshall		2	3
6	A	Kansas		0	3	30	H	Iowa St.		2	3	99	H	Oklahoma		1	3	124	N	Santa Clara		1	3
6	H	Kansas		2	3	41	A	Baylor		0	3	99	H	Oklahoma		0	3	152	A	Texas Tech		3	0
10	N	North Carolina		0	3	41	H	Baylor		1	3							152	H	Texas Tech		3	2
19	A	Kansas St.		2	3													172	A	California		3	1
19	H	Kansas St.		2	3													227	N	Ga. Southern		3	0
23	A	Penn St.		0	3													228	H	Indiana St.		3	2
25	H	TCU		3	2													242	H	Winthrop		3	0
																		243	H	Dartmouth		3	0
																		255	A	Robert Morris		3	0
																		269	N	Morehead St.		3	2
																		289	H	Akron		3	0
																		294	N	Grand Canyon		3	0
LAST 10 GAMES																							
6	H	Kansas		2	3	19	A	Kansas St.		2	3												
41	A	Baylor		0	3	6	A	Kansas		0	3												
19	H	Kansas St.		2	3	41	H	Baylor		1	3												
30	A	Iowa St.		0	3	255	A	Robert Morris		3	0												
152	H	Texas Tech		3	2	99	H	Oklahoma		1	3												

Non-Div. I Games:

West Virginia

Average RPI Win: 189		WON-LOST RECORD		WINNING PCT. RANK		LAST 10 GAMES		STRENGTH OF SCHEDULE		OPP. STRENGTH OF SCHEDULE		TEAM RPI		ADJ RPI		CONF. RPI		ADJ CONF. RPI	
DIV. I ONLY		17- 12		.58621 119		6- 3		184		135		146		.51829 148		18		18	
DIV. I NON-CONF.		8- 4		.66667 85		0- 0		200		51		115		.53644 116		17		17	
TOTALS		RPI 1-25		RPI 26-50		W-L RECORDS		RPI 51-100		RPI 101-150		RPI 150+							
17- 12		0- 0		0- 1		OVERALL		3- 4		5- 5		9- 2							
8- 3		0- 0		0- 0		HOME		2- 1		1- 1		5- 1							
4- 7		0- 0		0- 1		AWAY		0- 2		2- 3		2- 1							
5- 2		0- 0		0- 0		NEUTRAL		1- 1		2- 1		2- 0							
8- 4		0- 0		0- 1		NON-CONFERENCE		3- 0		3- 2		2- 1							
2- 1		0- 0		0- 0		HOME		2- 0		0- 0		0- 1							
1- 2		0- 0		0- 1		AWAY		0- 0		1- 1		0- 0							
5- 1		0- 0		0- 0		NEUTRAL		1- 0		2- 1		2- 0							
9- 8		0- 0		0- 0		CONFERENCE		0- 4		2- 3		7- 1							
6- 2		0- 0		0- 0		HOME		0- 1		1- 1		5- 0							
3- 5		0- 0		0- 0		AWAY		0- 2		1- 2		2- 1							
0- 1		0- 0		0- 0		NEUTRAL		0- 1		0- 0		0- 0							
RPI S	Opponent	Score		RPI S	Opponent	Score		RPI S	Opponent	Score		RPI S	Opponent	Score					
				29 A	Boise St.	1	3	79 H	Long Beach St.	3	1	110 A	Sacramento St.	1	3				
								81 H	Colorado	3	2	110 H	Sacramento St.	1	3				
								88 N	Portland	3	1	126 A	Idaho St.	3	1				
								92 A	Northern Ariz.	1	3	126 H	Idaho St.	3	0				
								92 H	Northern Ariz.	2	3	129 A	Fresno St.	2	3				
								92 N	Northern Ariz.	0	3	130 N	DePaul	3	1				
								98 A	North Dakota	1	3	131 N	Arizona St.	3	1				
												138 A	Utah St.	3	2				
												143 A	Northern Colo.	0	3				
												144 N	UC Davis	0	3				
												152 H	Texas Tech	1	3				
												199 H	Eastern Wash.	3	2				
												205 H	Idaho	3	1				
												219 A	Weber St.	1	3				
												219 H	Weber St.	3	0				
												259 H	Montana St.	3	0				
												271 N	UC Riverside	3	0				
												276 A	Montana	3	0				
												290 A	Southern Utah	3	1				
												290 H	Southern Utah	3	0				
												300 N	Southeastern La.	3	0				
				LAST 10 GAMES															
				92 N	Northern Ariz.	0	3	92 H	Northern Ariz.	2	3								
				126 H	Idaho St.	3	0	290 H	Southern Utah	3	0								
				219 H	Weber St.	3	0	205 H	Idaho	3	1								
				110 A	Sacramento St.	1	3	199 H	Eastern Wash.	3	2								
				276 A	Montana	3	0	290 A	Southern Utah	3	1								

Non-Div. I Games:

Portland St.

Average RPI Win: 206		WON-LOST	WINNING	LAST 10	STRENGTH OF		OPP. STRENGTH	TEAM	ADJ	CONF.	ADJ CONF.
Average RPI Loss: 97		RECORD	PCT. RANK	GAMES	SCHEDULE		OF SCHEDULE	RPI	RPI	RPI	RPI
DIV. I ONLY		15- 13	.53571	147	5- 5		149	139	147	.51788	149
DIV. I NON-CONF.		6- 5	.54545	152	0- 0		206	191	173	.49153	173
TOTALS		RPI 1-25	RPI 26-50		W-L RECORDS		RPI 51-100		RPI 101-150		RPI 150+
15- 13	0- 0	0- 4		OVERALL		0- 3		2- 4		13- 2	
9- 2	0- 0	0- 1		HOME		0- 1		2- 0		7- 0	
5- 6	0- 0	0- 2		AWAY		0- 1		0- 2		5- 1	
1- 5	0- 0	0- 1		NEUTRAL		0- 1		0- 2		1- 1	
6- 5	0- 0	0- 2		NON-CONFERENCE		0- 1		0- 1		6- 1	
3- 0	0- 0	0- 0		HOME		0- 0		0- 0		3- 0	
2- 1	0- 0	0- 1		AWAY		0- 0		0- 0		2- 0	
1- 4	0- 0	0- 1		NEUTRAL		0- 1		0- 1		1- 1	
9- 8	0- 0	0- 2		CONFERENCE		0- 2		2- 3		7- 1	
6- 2	0- 0	0- 1		HOME		0- 1		2- 0		4- 0	
3- 5	0- 0	0- 1		AWAY		0- 1		0- 2		3- 1	
0- 1	0- 0	0- 0		NEUTRAL		0- 0		0- 1		0- 0	
RPI S	Opponent	Score	RPI S	Opponent	Score	RPI S	Opponent	Score	RPI S	Opponent	Score
			36 A	Marquette	0 3	69 N	Xavier	1 3	105 N	Tennessee	1 3
			39 A	Cleveland St.	2 3	75 A	Green Bay	0 3	108 A	Northern Ky.	0 3
			39 H	Cleveland St.	2 3	75 H	Green Bay	2 3	108 H	Northern Ky.	3 2
			46 N	Missouri St.	0 3				119 A	Oakland	2 3
									119 H	Oakland	3 0
									119 N	Oakland	2 3
									162 A	Sacred Heart	3 2
									183 A	Ill.-Chicago	1 3
									183 H	Ill.-Chicago	3 0
									187 A	Valparaiso	3 1
									187 H	Valparaiso	3 0
									191 A	Western Mich.	3 2
									194 A	Wright St.	3 1
									194 H	Wright St.	3 0
									213 A	Youngstown St.	3 1
									213 H	Youngstown St.	3 0
									243 N	Dartmouth	0 3
									265 H	Bradley	3 2
									275 N	George Mason	3 0
									289 H	Akron	3 0
									317 H	Western Ill.	3 0
			LAST 10 GAMES								
			119 N	Oakland	2 3	75 A	Green Bay	0 3			
			187 H	Valparaiso	3 0	183 A	Ill.-Chicago	1 3			
			119 H	Oakland	3 0	39 H	Cleveland St.	2 3			
			108 A	Northern Ky.	0 3	213 H	Youngstown St.	3 0			
			194 A	Wright St.	3 1	187 A	Valparaiso	3 1			

Non-Div. I Games:

Milwaukee

Average RPI Win: 248		WON-LOST RECORD		WINNING PCT. RANK		LAST 10 GAMES		STRENGTH OF SCHEDULE		OPP. STRENGTH OF SCHEDULE		TEAM RPI		ADJ RPI		CONF. RPI		ADJ CONF. RPI	
DIV. I ONLY		20- 11		.64516 87		7- 3		211		248		148		.51777 150		27		27	
DIV. I NON-CONF.		8- 6		.57143 138		0- 0		144		154		132		.52232 133		28		28	
TOTALS		RPI 1-25		RPI 26-50		W-L RECORDS		RPI 51-100		RPI 101-150		RPI 150+							
20- 11		0- 1		0- 0		OVERALL		2- 3		0- 2		18- 5							
8- 6		0- 0		0- 0		HOME		0- 2		0- 2		8- 2							
7- 4		0- 1		0- 0		AWAY		0- 1		0- 0		7- 2							
5- 1		0- 0		0- 0		NEUTRAL		2- 0		0- 0		3- 1							
8- 6		0- 1		0- 0		NON-CONFERENCE		2- 1		0- 2		6- 2							
1- 5		0- 0		0- 0		HOME		0- 1		0- 2		1- 2							
2- 1		0- 1		0- 0		AWAY		0- 0		0- 0		2- 0							
5- 0		0- 0		0- 0		NEUTRAL		2- 0		0- 0		3- 0							
12- 5		0- 0		0- 0		CONFERENCE		0- 2		0- 0		12- 3							
7- 1		0- 0		0- 0		HOME		0- 1		0- 0		7- 0							
5- 3		0- 0		0- 0		AWAY		0- 1		0- 0		5- 2							
0- 1		0- 0		0- 0		NEUTRAL		0- 0		0- 0		0- 1							
RPI	S	Opponent		Score		RPI	S	Opponent		Score		RPI	S	Opponent		Score			
2	A	Texas		0 3								116	H	UConn		1 3			
												128	H	Albany (NY)		2 3			
												158	H	CSU Bakersfield		2 3			
												169	A	Colgate		0 3			
												169	H	Colgate		3 1			
												169	N	Colgate		1 3			
												180	A	Navy		0 3			
												180	H	Navy		3 2			
												187	H	Valparaiso		2 3			
												225	A	Marist		3 0			
												241	N	Central Conn. St.		3 0			
												243	A	Dartmouth		3 0			
												244	A	Lehigh		3 1			
												244	H	Lehigh		3 1			
												258	A	Holy Cross		3 0			
												258	H	Holy Cross		3 1			
												273	N	Niagara		3 0			
												287	N	Hartford		3 0			
												303	A	Loyola Maryland		3 0			
												303	H	Loyola Maryland		3 1			
												319	A	Bucknell		3 0			
												319	H	Bucknell		3 0			
												323	A	Lafayette		3 0			
												323	H	Lafayette		3 0			
												328	H	Delaware St.		3 0			
LAST 10 GAMES																			
						169	N	Colgate		1 3		87	A	American		0 3			
						319	H	Bucknell		3 0		303	A	Loyola Maryland		3 0			
						244	H	Lehigh		3 1		169	A	Colgate		0 3			
						180	H	Navy		3 2		258	H	Holy Cross		3 1			
						323	H	Lafayette		3 0		244	A	Lehigh		3 1			

Non-Div. I Games:

Army West Point

Average RPI Win:		223	WON-LOST RECORD		WINNING PCT. RANK		LAST 10 GAMES		STRENGTH OF SCHEDULE		OPP. STRENGTH OF SCHEDULE		TEAM RPI		ADJ RPI		CONF. RPI		ADJ CONF. RPI				
DIV. I ONLY			19- 12		.6129 106		8- 2		189		210		149		.51761 151		21		21				
DIV. I NON-CONF.			7- 6		.53846 157		0- 0		240		148		189		.48281 189		24		24				
TOTALS		RPI 1-25		RPI 26-50		W-L RECORDS		RPI 51-100		RPI 101-150		RPI 150+											
19- 12		0- 3		0- 1		OVERALL		2- 0		1- 4		16- 4											
13- 2		0- 0		0- 0		HOME		1- 0		1- 1		11- 1											
3- 7		0- 1		0- 1		AWAY		0- 0		0- 2		3- 3											
3- 3		0- 2		0- 0		NEUTRAL		1- 0		0- 1		2- 0											
7- 6		0- 3		0- 1		NON-CONFERENCE		2- 0		0- 1		5- 1											
6- 1		0- 0		0- 0		HOME		1- 0		0- 0		5- 1											
0- 2		0- 1		0- 1		AWAY		0- 0		0- 0		0- 0											
1- 3		0- 2		0- 0		NEUTRAL		1- 0		0- 1		0- 0											
12- 6		0- 0		0- 0		CONFERENCE		0- 0		1- 3		11- 3											
7- 1		0- 0		0- 0		HOME		0- 0		1- 1		6- 0											
3- 5		0- 0		0- 0		AWAY		0- 0		0- 2		3- 3											
2- 0		0- 0		0- 0		NEUTRAL		0- 0		0- 0		2- 0											
RPI	S	Opponent		Score		RPI	S	Opponent		Score		RPI	S	Opponent		Score		RPI	S	Opponent		Score	
6	N	Kansas		1	3	27	A	Dayton		0	3	69	N	Xavier		3	1	103	A	ETSU		0	3
18	A	Creighton		0	3							93	H	Ole Miss		3	2	103	H	ETSU		3	1
25	N	TCU		0	3													136	A	Samford		0	3
																		136	H	Samford		0	3
																		146	N	Northwestern		0	3
																		156	A	UNCG		2	3
																		156	H	UNCG		3	0
																		156	N	UNCG		3	2
																		192	H	Tennessee St.		1	3
																		197	A	Mercer		3	0
																		197	H	Mercer		3	0
																		197	N	Mercer		3	1
																		208	A	Wofford		1	3
																		208	H	Wofford		3	0
																		214	A	Furman		3	0
																		214	H	Furman		3	1
																		266	A	Western Caro.		1	3
																		266	H	Western Caro.		3	1
																		288	H	Cal St. Fullerton		3	0
																		298	H	Appalachian St.		3	2
																		301	H	Presbyterian		3	0
																		302	A	The Citadel		3	2
																		302	H	The Citadel		3	2
																		333	H	South Carolina St.		3	0
																		334	H	Mississippi Val.		3	0
LAST 10 GAMES																							
						156	N	UNCG		3	2	208	A	Wofford		1	3	302	A	The Citadel		3	2
						197	N	Mercer		3	1	302	A	The Citadel		3	2	333	H	South Carolina St.		3	0
						156	H	UNCG		3	0	214	A	Furman		3	0	334	H	Mississippi Val.		3	0
						214	H	Furman		3	1	197	H	Mercer		3	0						
						266	A	Western Caro.		1	3	302	H	The Citadel		3	2						

Non-Div. I Games:

Chattanooga

**Non-Div. I Games:**

Texas Tech

Average RPI Win:	239	WON-LOST RECORD	WINNING PCT. RANK	LAST 10 GAMES	STRENGTH OF SCHEDULE	OPP. STRENGTH OF SCHEDULE	TEAM RPI	ADJ RPI	CONF. RPI	ADJ CONF. RPI	
DIV. I ONLY		19- 14	.57576 128	6- 4	167	206	152	.5169 153	19	17	
DIV. I NON-CONF.		10- 7	.58824 127	1- 0	202	212	159	.50178 160	20	20	
<hr/>											
TOTALS	RPI 1-25	RPI 26-50	W-L RECORDS		RPI 51-100	RPI 101-150	RPI 150+				
19- 14	0- 0	0- 3	OVERALL		1- 4	1- 4	17- 3				
9- 3	0- 0	0- 1	HOME		0- 1	1- 1	8- 0				
6- 7	0- 0	0- 1	AWAY		0- 3	0- 2	6- 1				
4- 4	0- 0	0- 1	NEUTRAL		1- 0	0- 1	3- 2				
10- 7	0- 0	0- 0	NON-CONFERENCE		1- 2	1- 3	8- 2				
5- 0	0- 0	0- 0	HOME		0- 0	1- 0	4- 0				
2- 4	0- 0	0- 0	AWAY		0- 2	0- 2	2- 0				
3- 3	0- 0	0- 0	NEUTRAL		1- 0	0- 1	2- 2				
9- 7	0- 0	0- 3	CONFERENCE		0- 2	0- 1	9- 1				
4- 3	0- 0	0- 1	HOME		0- 1	0- 1	4- 0				
4- 3	0- 0	0- 1	AWAY		0- 1	0- 0	4- 1				
1- 1	0- 0	0- 1	NEUTRAL		0- 0	0- 0	1- 0				
<hr/>											
RPI S	Opponent	Score	RPI S	Opponent	Score	RPI S	Opponent	Score	RPI S	Opponent	Score
			27 A	Dayton	1 3	61 A	FGCU	0 3	104 A	Col. of Charleston	1 3
			27 H	Dayton	1 3	73 A	Towson	1 3	111 H	High Point	3 1
			27 N	Dayton	2 3	76 A	Saint Louis	0 3	119 N	Oakland	0 3
						76 H	Saint Louis	1 3	121 A	Bowling Green	0 3
						89 N	Delaware	3 1	140 H	Rhode Island	2 3
									155 N	Louisville	0 3
									170 H	Liberty	3 1
									177 A	Duquesne	1 3
									177 N	Duquesne	3 1
									210 A	UMES	3 1
									230 A	William & Mary	3 2
									233 A	George Washington	3 1
									233 H	George Washington	3 0
									237 A	Davidson	3 2
									237 H	Davidson	3 1
									250 N	Eastern Mich.	1 3
									262 A	La Salle	3 0
									274 H	Fordham	3 0
									275 A	George Mason	3 1
									275 H	George Mason	3 0
									278 H	Middle Tenn.	3 0
									285 N	Charleston So.	3 0
									312 H	Morgan St.	3 0
									320 H	Norfolk St.	3 0
									324 N	New Orleans	3 1
			LAST 10 GAMES								
			27 N	Dayton	2 3	140 H	Rhode Island	2 3			
			177 N	Duquesne	3 1	274 H	Fordham	3 0			
			27 A	Dayton	1 3	320 H	Norfolk St.	3 0			
			76 A	Saint Louis	0 3	275 A	George Mason	3 1			
			237 A	Davidson	3 2	233 A	George Washington	3 1			

Non-Div. I Games:

VCU



Average RPI Win:		186	WON-LOST RECORD		WINNING PCT. RANK		LAST 10 GAMES		STRENGTH OF SCHEDULE		OPP. STRENGTH OF SCHEDULE		TEAM RPI		ADJ RPI		CONF. RPI		ADJ CONF. RPI				
DIV. I ONLY			11- 17		.39286	219	5- 5		59		91	155		.51577	154	13		13					
DIV. I NON-CONF.			4- 8		.33333	244	0- 0		25		50	109		.54298	105	10		10					
TOTALS		RPI 1-25		RPI 26-50				W-L RECORDS		RPI 51-100				RPI 101-150				RPI 150+					
11- 17		0- 1		0- 4				OVERALL		1- 8				4- 3				6- 1					
3- 5		0- 0		0- 1				HOME		0- 3				0- 1				3- 0					
5- 8		0- 1		0- 2				AWAY		0- 4				2- 1				3- 0					
3- 4		0- 0		0- 1				NEUTRAL		1- 1				2- 1				0- 1					
4- 8		0- 1		0- 2				NON-CONFERENCE		1- 2				3- 2				0- 1					
0- 0		0- 0		0- 0				HOME		0- 0				0- 0				0- 0					
1- 4		0- 1		0- 1				AWAY		0- 1				1- 1				0- 0					
3- 4		0- 0		0- 1				NEUTRAL		1- 1				2- 1				0- 1					
7- 9		0- 0		0- 2				CONFERENCE		0- 6				1- 1				6- 0					
3- 5		0- 0		0- 1				HOME		0- 3				0- 1				3- 0					
4- 4		0- 0		0- 1				AWAY		0- 3				1- 0				3- 0					
0- 0		0- 0		0- 0				NEUTRAL		0- 0				0- 0				0- 0					
RPI	S	Opponent		Score		RPI	S	Opponent		Score		RPI	S	Opponent		Score		RPI	S	Opponent		Score	
8	A	BYU		0	3	28	A	Hawaii		0	3	54	N	Lipscomb		1	3	110	N	Sacramento St.		3	0
						28	H	Hawaii		0	3	58	A	Cal Poly		1	3	115	A	Pepperdine		2	3
						32	A	UNLV		0	3	58	H	Cal Poly		2	3	125	A	Utah Valley		3	2
						32	N	UNLV		0	3	59	N	Hofstra		3	2	136	N	Samford		1	3
												72	A	Wyoming		0	3	140	N	Rhode Island		3	2
												79	A	Long Beach St.		0	3	144	A	UC Davis		3	2
												79	H	Long Beach St.		0	3	144	H	UC Davis		1	3
												86	A	UC Santa Barbara		1	3	175	A	UC Irvine		3	2
												86	H	UC Santa Barbara		1	3	175	H	UC Irvine		3	2
																		199	N	Eastern Wash.		0	3
																		271	A	UC Riverside		3	1
																		271	H	UC Riverside		3	0
																		288	A	Cal St. Fullerton		3	1
																		288	H	Cal St. Fullerton		3	1
LAST 10 GAMES																							
288 H Cal St. Fullerton						3	1	271 H UC Riverside						3	0								
271 A UC Riverside						3	1	175 H UC Irvine						3	2								
79 H Long Beach St.						0	3	144 H UC Davis						1	3								
288 A Cal St. Fullerton						3	1	86 A UC Santa Barbara						1	3								
28 A Hawaii						0	3	58 A Cal Poly						1	3								

Average RPI Win:		162	WON-LOST RECORD		WINNING PCT. RANK		LAST 10 GAMES		STRENGTH OF SCHEDULE		OPP. STRENGTH OF SCHEDULE		TEAM RPI		ADJ RPI		CONF. RPI		ADJ CONF. RPI		
DIV. I ONLY			10- 18		.35714 243		4- 6		43		67		154		.51523 155		10		9		
DIV. I NON-CONF.			5- 5		.5 168		0- 0		19		33		58		.58703 59		6		6		
TOTALS		RPI 1-25		RPI 26-50		W-L RECORDS		RPI 51-100		RPI 101-150		RPI 150+									
10- 18		0- 4		0- 4		OVERALL		2- 5		2- 2		6- 3									
3- 10		0- 2		0- 1		HOME		2- 3		0- 2		1- 2									
5- 6		0- 0		0- 3		AWAY		0- 2		1- 0		4- 1									
2- 2		0- 2		0- 0		NEUTRAL		0- 0		1- 0		1- 0									
5- 5		0- 3		0- 0		NON-CONFERENCE		1- 0		2- 2		2- 0									
2- 3		0- 1		0- 0		HOME		1- 0		0- 2		1- 0									
1- 0		0- 0		0- 0		AWAY		0- 0		1- 0		0- 0									
2- 2		0- 2		0- 0		NEUTRAL		0- 0		1- 0		1- 0									
5- 13		0- 1		0- 4		CONFERENCE		1- 5		0- 0		4- 3									
1- 7		0- 1		0- 1		HOME		1- 3		0- 0		0- 2									
4- 6		0- 0		0- 3		AWAY		0- 2		0- 0		4- 1									
0- 0		0- 0		0- 0		NEUTRAL		0- 0		0- 0		0- 0									
RPI S	Opponent		Score		RPI S	Opponent		Score		RPI S	Opponent		Score		RPI S	Opponent		Score			
1 N	Wisconsin		0	3	26 A	Florida St.		1	3	54 H	Lipscomb		3 2	113 H	Auburn		2	3			
4 N	Minnesota		0	3	26 H	Florida St.		1	3	59 A	Duke		0 3	119 N	Oakland		3	1			
10 H	North Carolina		0	3	37 A	Pittsburgh		0	3	59 H	Duke		0 3	121 A	Bowling Green		3	2			
16 H	Kentucky		0	3	47 A	Georgia Tech		1	3	64 A	Notre Dame		0 3	124 H	Santa Clara		1	3			
										64 H	Notre Dame		3 1	153 N	VCU		3	0			
										71 H	North Carolina St.		0 3	167 A	Virginia Tech		3	1			
										100 H	Miami (FL)		2 3	220 A	Syracuse		2	3			
														226 A	Clemson		3	0			
														229 H	Virginia		0	3			
														231 A	Boston College		3	2			
														238 A	Wake Forest		3	0			
														238 H	Wake Forest		1	3			
														247 H	Stony Brook		3	1			
LAST 10 GAMES																					
					226 A	Clemson		3	0	59 A	Duke		0	3							
					47 A	Georgia Tech		1	3	100 H	Miami (FL)		2	3							
					229 H	Virginia		0	3	26 H	Florida St.		1	3							
					64 H	Notre Dame		3	1	37 A	Pittsburgh		0	3							
					238 A	Wake Forest		3	0	167 A	Virginia Tech		3	1							

Non-Div. I Games:

Louisville

U  
N  
C  
G

UNCG

RPI	S	Opponent	Score
308	H	N.C. A&T	3 0
311	H	Hampton	3 0

Average RPI Win: 231		WON-LOST	WINNING	LAST 10	STRENGTH OF		OPP. STRENGTH	TEAM	ADJ	CONF.	ADJ CONF.
Average RPI Loss: 130		RECORD	PCT. RANK	GAMES	SCHEDULE		OF SCHEDULE	RPI	RPI	RPI	RPI
DIV. I ONLY		18- 14	.5625	133	4- 6		168	228	157	.51132	157
DIV. I NON-CONF.		10- 7	.58824	127	0- 1		127	250	125	.52601	127
TOTALS		RPI 1-25	RPI 26-50		W-L RECORDS		RPI 51-100		RPI 101-150		RPI 150+
18- 14	0- 0	0- 2		OVERALL		1- 4		1- 3		16- 5	
8- 4	0- 0	0- 0		HOME		1- 1		0- 1		7- 2	
6- 6	0- 0	0- 1		AWAY		0- 2		0- 1		6- 2	
4- 4	0- 0	0- 1		NEUTRAL		0- 1		1- 1		3- 1	
10- 7	0- 0	0- 2		NON-CONFERENCE		0- 1		1- 1		9- 3	
4- 1	0- 0	0- 0		HOME		0- 0		0- 0		4- 1	
2- 3	0- 0	0- 1		AWAY		0- 0		0- 0		2- 2	
4- 3	0- 0	0- 1		NEUTRAL		0- 1		1- 1		3- 0	
8- 7	0- 0	0- 0		CONFERENCE		1- 3		0- 2		7- 2	
4- 3	0- 0	0- 0		HOME		1- 1		0- 1		3- 1	
4- 3	0- 0	0- 0		AWAY		0- 2		0- 1		4- 0	
0- 1	0- 0	0- 0		NEUTRAL		0- 0		0- 0		0- 1	
RPI S	Opponent	Score		RPI S	Opponent	Score		RPI S	Opponent	Score	
34 A	Coastal Caro.	0	3	54 A	Lipscomb	0	3	114 A	Kennesaw St.	0	3
47 N	Georgia Tech	0	3	54 H	Lipscomb	0	3	114 H	Kennesaw St.	1	3
				61 A	FGCU	0	3	143 N	Northern Colo.	3	1
				61 H	FGCU	3	2	144 N	Toledo	2	3
				97 N	Northeastern	1	3	178 A	Fla. Atlantic	3	2
								186 N	Drake	3	2
								197 H	Mercer	3	0
								206 A	Florida A&M	0	3
								206 H	Florida A&M	3	2
								207 A	Houston Baptist	1	3
								218 N	Penn	3	0
								223 A	USC Upstate	3	0
								223 H	USC Upstate	0	3
								223 N	USC Upstate	1	3
								224 A	Jacksonville	3	2
								224 H	Jacksonville	3	1
								227 A	Ga. Southern	3	1
								236 H	FIU	1	3
								279 H	Bethune-Cookman	3	1
								279 N	Bethune-Cookman	3	1
								296 A	Stetson	3	1
								296 H	Stetson	3	0
								304 A	NJIT	3	0
								304 H	NJIT	3	0
								318 H	Nicholls St.	3	0
LAST 10 GAMES				223 N	USC Upstate	1	3	296 H	Stetson	3	0
				54 A	Lipscomb	0	3	61 H	FGCU	3	2
				114 A	Kennesaw St.	0	3	206 A	Florida A&M	0	3
				223 H	USC Upstate	0	3	224 H	Jacksonville	3	1
				304 H	NJIT	3	0	61 A	FGCU	0	3

Non-Div. I Games:

North Florida

Average RPI Win:		198	WON-LOST RECORD		WINNING PCT. RANK	LAST 10 GAMES		STRENGTH OF SCHEDULE	OPP. STRENGTH OF SCHEDULE	TEAM RPI	ADJ RPI	CONF. RPI	ADJ CONF. RPI
Average RPI Loss:		101											
DIV. I ONLY		14- 15			.48276 185	8- 2		122	140	158	.51122 158	20	20
DIV. I NON-CONF.		3- 10			.23077 282	0- 0		60	81	186	.48543 186	14	14
TOTALS		RPI 1-25	RPI 26-50		W-L RECORDS		RPI 51-100		RPI 101-150		RPI 150+		
14- 15		0- 1	0- 2		OVERALL		2- 5		3- 4		9- 3		
7- 4		0- 0	0- 0		HOME		1- 1		1- 2		5- 1		
6- 4		0- 0	0- 0		AWAY		1- 2		2- 1		3- 1		
1- 7		0- 1	0- 2		NEUTRAL		0- 2		0- 1		1- 1		
3- 10		0- 1	0- 2		NON-CONFERENCE		1- 4		1- 1		1- 2		
2- 2		0- 0	0- 0		HOME		1- 0		0- 1		1- 1		
1- 2		0- 0	0- 0		AWAY		0- 2		1- 0		0- 0		
0- 6		0- 1	0- 2		NEUTRAL		0- 2		0- 0		0- 1		
11- 5		0- 0	0- 0		CONFERENCE		1- 1		2- 3		8- 1		
5- 2		0- 0	0- 0		HOME		0- 1		1- 1		4- 0		
5- 2		0- 0	0- 0		AWAY		1- 0		1- 1		3- 1		
1- 1		0- 0	0- 0		NEUTRAL		0- 0		0- 1		1- 0		
RPI S	Opponent	Score	RPI S	Opponent	Score	RPI S	Opponent	Score	RPI S	Opponent	Score		
20 N	Utah	1 3	37 N	Pittsburgh	0 3	59 N	Hofstra	1 3	110 H	Sacramento St.	0 3		
			41 N	Baylor	0 3	78 A	New Mexico St.	3 1	123 A	UTRGV	3 1		
						78 H	New Mexico St.	0 3	123 H	UTRGV	3 1		
						82 N	Texas St.	1 3	125 A	Utah Valley	2 3		
						86 A	UC Santa Barbara	0 3	125 H	Utah Valley	2 3		
						88 A	Portland	1 3	125 N	Utah Valley	2 3		
						92 H	Northern Ariz.	3 2	150 A	Army West Point	3 2		
									174 A	UMKC	1 3		
									174 H	UMKC	3 0		
									175 H	UC Irvine	1 3		
									181 A	Seattle U	3 0		
									181 H	Seattle U	3 2		
									181 N	Seattle U	3 2		
									187 N	Valparaiso	1 3		
									271 H	UC Riverside	3 0		
									294 A	Grand Canyon	3 0		
									294 H	Grand Canyon	3 0		
									313 A	Chicago St.	3 1		
									313 H	Chicago St.	3 0		
			LAST 10 GAMES										
			125 N	Utah Valley	2 3	313 H	Chicago St.	3 0					
			181 N	Seattle U	3 2	78 A	New Mexico St.	3 1					
			125 A	Utah Valley	2 3	123 A	UTRGV	3 1					
			181 A	Seattle U	3 0	294 A	Grand Canyon	3 0					
			174 H	UMKC	3 0	181 H	Seattle U	3 2					

Non-Div. I Games:

CSU Bakersfield

[illegible]

**Non-Div. I Games:**

Loyola Chicago

Average RPI Win: 275		WON-LOST RECORD		WINNING PCT. RANK		LAST 10 GAMES		STRENGTH OF SCHEDULE		OPP. STRENGTH OF SCHEDULE		TEAM RPI		ADJ RPI		CONF. RPI		ADJ CONF. RPI				
Average RPI Loss: 57																						
DIV. I ONLY		26- 5		.83871 15		9- 0		324		281		160		.51062 160		31		31				
DIV. I NON-CONF.		10- 5		.66667 85		0- 0		216		163		135		.52117 136		30		30				
TOTALS		RPI 1-25		RPI 26-50		W-L RECORDS		RPI 51-100		RPI 101-150		RPI 150+										
26- 5		0- 2		0- 1		OVERALL		1- 1		0- 1		25- 0										
9- 0		0- 0		0- 0		HOME		0- 0		0- 0		9- 0										
7- 2		0- 1		0- 0		AWAY		0- 1		0- 0		7- 0										
10- 3		0- 1		0- 1		NEUTRAL		1- 0		0- 1		9- 0										
10- 5		0- 2		0- 1		NON-CONFERENCE		1- 1		0- 1		9- 0										
2- 0		0- 0		0- 0		HOME		0- 0		0- 0		2- 0										
1- 2		0- 1		0- 0		AWAY		0- 1		0- 0		1- 0										
7- 3		0- 1		0- 1		NEUTRAL		1- 0		0- 1		6- 0										
16- 0		0- 0		0- 0		CONFERENCE		0- 0		0- 0		16- 0										
7- 0		0- 0		0- 0		HOME		0- 0		0- 0		7- 0										
6- 0		0- 0		0- 0		AWAY		0- 0		0- 0		6- 0										
3- 0		0- 0		0- 0		NEUTRAL		0- 0		0- 0		3- 0										
RPI S	Opponent		Score		RPI S	Opponent		Score		RPI S	Opponent		Score		RPI S	Opponent		Score				
22 N	Purdue		0	3	34 N	Coastal Caro.		0	3	64 A	Notre Dame		2	3	140 N	Rhode Island		2	3			
23 A	Penn St.		0	3						87 N	American		3	2	193 H	UMBC		3	1			
															206 N	Florida A&M		3	1			
															210 A	UMES		3	1			
															210 H	UMES		3	0			
															218 A	Penn		3	0			
															226 N	Clemson		3	1			
															235 N	Georgetown		3	1			
															275 N	George Mason		3	1			
															275 N	George Mason		3	0			
															279 H	Bethune-Cookman		3	1			
															279 N	Bethune-Cookman		3	1			
															303 H	Loyola Maryland		3	0			
															311 A	Hampton		3	0			
															311 H	Hampton		3	0			
															312 A	Morgan St.		3	0			
															312 H	Morgan St.		3	0			
															319 N	Bucknell		3	0			
															320 A	Norfolk St.		3	0			
															320 H	Norfolk St.		3	0			
															322 N	N.C. Central		3	0			
															323 N	Lafayette		3	1			
															328 A	Delaware St.		3	1			
															328 H	Delaware St.		3	0			
															329 A	Coppin St.		3	0			
															329 H	Coppin St.		3	0			
				LAST 10 GAMES																		
					206 N	Florida A&M		3	1	311 H	Hampton		3	0	328 A	Delaware St.		3	1			
					279 N	Bethune-Cookman		3	1	320 H	Norfolk St.		3	0	328 H	Delaware St.		3	0			
					322 N	N.C. Central		3	0	328 H	Delaware St.		3	0	329 A	Coppin St.		3	0			
					320 A	Norfolk St.		3	0	210 A	UMES		3	1	329 H	Coppin St.		3	0			
					312 H	Morgan St.		3	0	329 A	Coppin St.		3	0								

Non-Div. I Games:

Howard



Average RPI Win:	182	WON-LOST RECORD	WINNING PCT. RANK	LAST 10 GAMES	STRENGTH OF SCHEDULE	OPP. STRENGTH OF SCHEDULE	TEAM RPI	ADJ RPI	CONF. RPI	ADJ CONF. RPI		
DIV. I ONLY		11- 17	.39286	219	3- 7	83	50	161	.51037	161	5	5
DIV. I NON-CONF.		5- 6	.45455	198	0- 0	124	79	151	.50811	151	5	5
<hr/>												
TOTALS	RPI 1-25	RPI 26-50		W-L RECORDS		RPI 51-100		RPI 101-150		RPI 150+		
11- 17	0- 6	0- 2		OVERALL		2- 7		3- 1		6- 1		
7- 7	0- 3	0- 0		HOME		2- 3		2- 0		3- 1		
2- 9	0- 3	0- 1		AWAY		0- 4		1- 1		1- 0		
2- 1	0- 0	0- 1		NEUTRAL		0- 0		0- 0		2- 0		
5- 6	0- 2	0- 2		NON-CONFERENCE		0- 1		1- 0		4- 1		
2- 3	0- 1	0- 0		HOME		0- 1		0- 0		2- 1		
1- 2	0- 1	0- 1		AWAY		0- 0		1- 0		0- 0		
2- 1	0- 0	0- 1		NEUTRAL		0- 0		0- 0		2- 0		
6- 11	0- 4	0- 0		CONFERENCE		2- 6		2- 1		2- 0		
5- 4	0- 2	0- 0		HOME		2- 2		2- 0		1- 0		
1- 7	0- 2	0- 0		AWAY		0- 4		0- 1		1- 0		
0- 0	0- 0	0- 0		NEUTRAL		0- 0		0- 0		0- 0		
RPI S	Opponent	Score	RPI S	Opponent	Score	RPI S	Opponent	Score	RPI S	Opponent	Score	
8 A	BYU	0 <span>3</span>	48 A	Colorado St.	0 <span>3</span>	65 A	Loyola Marymount	0 <span>3</span>	115 A	Pepperdine	0 <span>3</span>	
8 H	BYU	0 <span>3</span>	50 N	Illinois	0 <span>3</span>	65 H	Loyola Marymount	1 <span>3</span>	115 H	Pepperdine	3 1	
9 H	Stanford	0 <span>3</span>				80 A	Gonzaga	1 <span>3</span>	124 H	Santa Clara	3 0	
13 A	San Diego	0 <span>3</span>				80 H	Gonzaga	3 1	143 A	Northern Colo.	3 1	
13 H	San Diego	0 <span>3</span>				83 H	Nevada	1 <span>3</span>	172 H	California	1 <span>3</span>	
21 A	Oregon	0 <span>3</span>				84 A	Pacific	0 <span>3</span>	179 N	Belmont	3 0	
						84 H	Pacific	3 1	204 N	North Dakota St.	3 1	
						88 A	Portland	1 <span>3</span>	260 A	San Francisco	3 0	
						88 H	Portland	1 <span>3</span>	260 H	San Francisco	3 0	
									271 H	UC Riverside	3 1	
									278 H	Middle Tenn.	3 1	
LAST 10 GAMES												
80 A	Gonzaga	1 <span>3</span>	65 A	Loyola Marymount	0 <span>3</span>							
88 A	Portland	1 <span>3</span>	115 A	Pepperdine	0 <span>3</span>							
84 H	Pacific	3 1	124 H	Santa Clara	3 0							
8 H	BYU	0 <span>3</span>	260 H	San Francisco	3 0							
13 H	San Diego	0 <span>3</span>	84 A	Pacific	0 <span>3</span>							

Non-Div. I Games:

St. Mary's (CA)

Average RPI Win:	252	WON-LOST RECORD	WINNING PCT. RANK	LAST 10 GAMES	STRENGTH OF SCHEDULE	OPP. STRENGTH OF SCHEDULE	TEAM RPI	ADJ RPI	CONF. RPI	ADJ CONF. RPI					
Average RPI Loss:	168														
DIV. I ONLY		22- 8	.73333	52	9- 1	293	278	162	.5089	162	29	29			
DIV. I NON-CONF.		8- 6	.57143	138	1- 0	255	168	190	.48138	190	29	29			
<hr/>															
TOTALS	RPI 1-25	RPI 26-50		W-L RECORDS		RPI 51-100		RPI 101-150		RPI 150+					
22- 8	0- 0	0- 0		OVERALL		0- 2		3- 2		19- 4					
10- 3	0- 0	0- 0		HOME		0- 0		0- 1		10- 2					
9- 2	0- 0	0- 0		AWAY		0- 0		2- 1		7- 1					
3- 3	0- 0	0- 0		NEUTRAL		0- 2		1- 0		2- 1					
<hr/>															
8- 6	0- 0	0- 0		NON-CONFERENCE		0- 2		3- 2		5- 2					
2- 2	0- 0	0- 0		HOME		0- 0		0- 1		2- 1					
3- 1	0- 0	0- 0		AWAY		0- 0		2- 1		1- 0					
3- 3	0- 0	0- 0		NEUTRAL		0- 2		1- 0		2- 1					
<hr/>															
14- 2	0- 0	0- 0		CONFERENCE		0- 0		0- 0		14- 2					
8- 1	0- 0	0- 0		HOME		0- 0		0- 0		8- 1					
6- 1	0- 0	0- 0		AWAY		0- 0		0- 0		6- 1					
0- 0	0- 0	0- 0		NEUTRAL		0- 0		0- 0		0- 0					
<hr/>															
RPI	S	Opponent	Score	RPI	S	Opponent	Score	RPI	S	Opponent	Score				
				51 N James Madison				1	3	122 A Fairfield		3	0		
				70 N Villanova				0	3	126 N Idaho St.		3	1		
										139 A New Hampshire		3	1		
										141 A Maryland		0	3		
										149 H Milwaukee		2	3		
										202 A LIU Brooklyn		3	1		
										202 H LIU Brooklyn		2	3		
										202 H LIU Brooklyn		3	0		
										232 A Bryant		3	0		
										232 H Bryant		3	0		
										241 A Central Conn. St.		2	3		
										241 H Central Conn. St.		3	0		
										241 H Central Conn. St.		3	2		
										243 H Dartmouth		0	3		
										247 H Stony Brook		3	0		
										250 N Eastern Mich.		1	3		
										255 A Robert Morris		3	1		
										255 H Robert Morris		3	0		
										258 N Holy Cross		3	1		
										275 H George Mason		3	0		
										280 A UMass Lowell		3	1		
										309 A St. Francis Brooklyn		3	1		
				LAST 10 GAMES											
				202 H LIU Brooklyn				2	3	327 H Fairleigh Dickinson				3	0
				241 H Central Conn. St.				3	0	255 A Robert Morris				3	1
				241 H Central Conn. St.				3	2	321 A Saint Francis (PA)				3	0
				232 H Bryant				3	0	321 H Saint Francis (PA)				3	0
				280 A UMass Lowell				3	1	202 H LIU Brooklyn				3	0
										309 H St. Francis Brooklyn				3	0
										327 A Fairleigh Dickinson				3	1
										327 H Fairleigh Dickinson				3	0

**Non-Div. I Games:**

Sacred Heart

RPI	S	Opponent	Score	
328	N	Delaware St.	3	0

Sacred Heart

S  
a  
c  
r  
e  
d  
H  
e  
a  
r  
t

S  
a  
c  
r  
e  
d  
H  
e  
a  
r  
t

Average RPI Win:		178	WON-LOST RECORD		WINNING PCT. RANK		LAST 10 GAMES		STRENGTH OF SCHEDULE		OPP. STRENGTH OF SCHEDULE		TEAM RPI		ADJ RPI		CONF. RPI		ADJ CONF. RPI				
DIV. I ONLY			8- 20		.28571 269		5- 5		30		44		166		.50825 163		4		4				
DIV. I NON-CONF.			2- 10		.16667 297		0- 0		49		72		203		.4787 194		4		4				
TOTALS		RPI 1-25		RPI 26-50				W-L RECORDS				RPI 51-100				RPI 101-150				RPI 150+			
8- 20		0- 8		0- 2				OVERALL				0- 4				2- 5				6- 1			
4- 7		0- 4		0- 0				HOME				0- 1				1- 2				3- 0			
3- 9		0- 3		0- 1				AWAY				0- 2				1- 2				2- 1			
1- 4		0- 1		0- 1				NEUTRAL				0- 1				0- 1				1- 0			
2- 10		0- 3		0- 2				NON-CONFERENCE				0- 1				0- 3				2- 1			
1- 2		0- 1		0- 0				HOME				0- 0				0- 1				1- 0			
0- 4		0- 1		0- 1				AWAY				0- 0				0- 1				0- 1			
1- 4		0- 1		0- 1				NEUTRAL				0- 1				0- 1				1- 0			
6- 10		0- 5		0- 0				CONFERENCE				0- 3				2- 2				4- 0			
3- 5		0- 3		0- 0				HOME				0- 1				1- 1				2- 0			
3- 5		0- 2		0- 0				AWAY				0- 2				1- 1				2- 0			
0- 0		0- 0		0- 0				NEUTRAL				0- 0				0- 0				0- 0			
RPI	S	Opponent		Score		RPI	S	Opponent		Score		RPI	S	Opponent		Score		RPI	S	Opponent		Score	
3	N	Nebraska		0	3	46	N	Missouri St.		0	3	56	A	Alabama		1	3	101	H	Southern Miss.		1	3
6	A	Kansas		2	3	50	A	Illinois		0	3	56	H	Alabama		0	3	105	A	Tennessee		1	3
7	A	Missouri		0	3							69	N	Xavier		1	3	105	H	Tennessee		3	0
7	H	Missouri		0	3							93	A	Ole Miss		2	3	113	H	Auburn		1	3
16	A	Kentucky		0	3													133	A	New Mexico		1	3
16	H	Kentucky		0	3													137	A	LSU		3	0
19	H	Kansas St.		0	3													141	N	Maryland		1	3
24	H	Texas A&M		0	3													164	A	Mississippi St.		3	2
																		164	H	Mississippi St.		3	1
																		174	H	UMKC		3	1
																		184	A	Georgia		3	1
																		184	H	Georgia		3	2
																		221	A	Oral Roberts		0	3
																		313	N	Chicago St.		3	1
LAST 10 GAMES																							
164 A Mississippi St.						3	2	184 H Georgia						3	2								
184 A Georgia						3	1	164 H Mississippi St.						3	1								
105 H Tennessee						3	0	113 H Auburn						1	3								
16 H Kentucky						0	3	56 H Alabama						0	3								
56 A Alabama						1	3	105 A Tennessee						1	3								

Non-Div. I Games:

Arkansas

Average RPI Win:		193	WON-LOST RECORD		WINNING PCT. RANK		LAST 10 GAMES		STRENGTH OF SCHEDULE		OPP. STRENGTH OF SCHEDULE		TEAM RPI		ADJ RPI		CONF. RPI		ADJ CONF. RPI		
DIV. I ONLY			13- 18		.41935 206		2- 8		118		52		163		.50581 164		4		4		
DIV. I NON-CONF.			8- 6		.57143 138		0- 0		246		131		180		.48897 178		4		4		
TOTALS		RPI 1-25		RPI 26-50				W-L RECORDS		RPI 51-100				RPI 101-150				RPI 150+			
13- 18		0- 8		0- 0				OVERALL		2- 5				3- 2				8- 3			
10- 6		0- 3		0- 0				HOME		2- 2				2- 0				6- 1			
2- 9		0- 5		0- 0				AWAY		0- 1				1- 2				1- 1			
1- 3		0- 0		0- 0				NEUTRAL		0- 2				0- 0				1- 1			
8- 6		0- 2		0- 0				NON-CONFERENCE		0- 3				0- 0				8- 1			
6- 2		0- 1		0- 0				HOME		0- 1				0- 0				6- 0			
1- 1		0- 1		0- 0				AWAY		0- 0				0- 0				1- 0			
1- 3		0- 0		0- 0				NEUTRAL		0- 2				0- 0				1- 1			
5- 12		0- 6		0- 0				CONFERENCE		2- 2				3- 2				0- 2			
4- 4		0- 2		0- 0				HOME		2- 1				2- 0				0- 1			
1- 8		0- 4		0- 0				AWAY		0- 1				1- 2				0- 1			
0- 0		0- 0		0- 0				NEUTRAL		0- 0				0- 0				0- 0			
RPI	S	Opponent		Score		RPI	S	Opponent		Score		RPI	S	Opponent		Score					
5	A	Florida		0	3					56	A	Alabama		1	3	105	A	Tennessee		3	0
5	H	Florida		0	3					56	H	Alabama		3	2	105	H	Tennessee		3	0
6	H	Kansas		0	3					85	H	South Carolina		2	3	113	A	Auburn		2	3
7	A	Missouri		0	3					88	H	Portland		2	3	113	H	Auburn		3	1
16	A	Kentucky		1	3					93	H	Ole Miss		3	2	137	A	LSU		0	3
16	H	Kentucky		0	3					99	N	Oklahoma		2	3	159	N	Loyola Chicago		2	3
19	A	Kansas St.		1	3					100	N	Miami (FL)		1	3	163	A	Arkansas		1	3
24	A	Texas A&M		0	3									163	H	Arkansas		2	3		
																199	H	Eastern Wash.		3	0
																209	A	Little Rock		3	1
																236	H	FIU		3	2
																263	N	UT Martin		3	0
																267	H	Lamar University		3	2
																272	H	Troy		3	0
																282	H	McNeese		3	2
																310	H	Eastern Ill.		3	0
LAST 10 GAMES																					
163		H Arkansas		2	3	85		H South Carolina		2	3										
93		H Ole Miss		3	2	7		A Missouri		0	3										
137		A LSU		0	3	163		A Arkansas		1	3										
24		A Texas A&M		0	3	105		H Tennessee		3	0										
5		H Florida		0	3	5		A Florida		0	3										

Non-Div. I Games:

Mississippi St.

Average RPI Win:	234	WON-LOST	WINNING	LAST 10	STRENGTH OF	OPP. STRENGTH	TEAM	ADJ	CONF.	ADJ CONF.	
Average RPI Loss:	144	RECORD	PCT. RANK	GAMES	SCHEDULE	OF SCHEDULE	RPI	RPI	RPI	RPI	
DIV. I ONLY	14- 10	.58333	124	6- 4	195	239	163	.50581	164	17	16
DIV. I NON-CONF.	5- 5	.5	168	0- 0	232	269	216	.46584	216	21	21
<hr/>											
TOTALS	RPI 1-25	RPI 26-50		W-L RECORDS		RPI 51-100		RPI 101-150		RPI 150+	
14- 10	0- 0	0- 0		OVERALL		1- 4		0- 1		13- 5	
11- 3	0- 0	0- 0		HOME		1- 1		0- 1		10- 1	
3- 5	0- 0	0- 0		AWAY		0- 2		0- 0		3- 3	
0- 2	0- 0	0- 0		NEUTRAL		0- 1		0- 0		0- 1	
<hr/>											
5- 5	0- 0	0- 0		NON-CONFERENCE		0- 1		0- 1		5- 3	
5- 2	0- 0	0- 0		HOME		0- 0		0- 1		5- 1	
0- 1	0- 0	0- 0		AWAY		0- 0		0- 0		0- 1	
0- 2	0- 0	0- 0		NEUTRAL		0- 1		0- 0		0- 1	
<hr/>											
9- 5	0- 0	0- 0		CONFERENCE		1- 3		0- 0		8- 2	
6- 1	0- 0	0- 0		HOME		1- 1		0- 0		5- 0	
3- 4	0- 0	0- 0		AWAY		0- 2		0- 0		3- 2	
0- 0	0- 0	0- 0		NEUTRAL		0- 0		0- 0		0- 0	
<hr/>											
RPI S	Opponent	Score	RPI S	Opponent	Score	RPI S	Opponent	Score	RPI S	Opponent	Score
						55 N	Indiana	0 3	102 H	SIUE	1 3
						77 A	Princeton	0 3	176 N	Campbell	0 3
						77 H	Princeton	0 3	193 H	UMBC	0 3
						94 A	Yale	1 3	200 A	Harvard	0 3
						94 H	Yale	3 2	200 H	Harvard	3 1
									203 A	Cornell	1 3
									203 H	Cornell	3 2
									218 A	Penn	3 1
									218 H	Penn	3 2
									232 H	Bryant	3 1
									243 A	Dartmouth	3 1
									243 H	Dartmouth	3 0
									249 H	Providence	3 0
									260 A	San Francisco	0 3
									261 A	Brown	3 0
									261 H	Brown	3 0
									274 H	Fordham	3 0
									287 H	Hartford	3 0
									299 H	Manhattan	3 0
<hr/>											
LAST 10 GAMES											
						77 A	Princeton	0 3	261 A	Brown	3 0
						218 A	Penn	3 1	203 A	Cornell	1 3
						200 H	Harvard	3 1	243 A	Dartmouth	3 1
						243 H	Dartmouth	3 0	200 A	Harvard	0 3
						94 A	Yale	1 3	218 H	Penn	3 2

Non-Div. I Games:

Columbia

Average RPI Win:	238	WON-LOST	WINNING	LAST 10	STRENGTH OF	OPP. STRENGTH	TEAM	ADJ	CONF.	ADJ CONF.	
Average RPI Loss:	99	RECORD	PCT. RANK	GAMES	SCHEDULE	OF SCHEDULE	RPI	RPI	RPI	RPI	
DIV. I ONLY	17- 16	.51515	172	6- 4	160	174	165	.50578	166	22	22
DIV. I NON-CONF.	6- 9	.4	223	0- 0	113	133	172	.49426	172	19	19
<hr/>											
TOTALS	RPI 1-25	RPI 26-50		W-L RECORDS		RPI 51-100		RPI 101-150		RPI 150+	
17- 16	0- 0	0- 3		OVERALL		0- 8		2- 2		15- 3	
10- 6	0- 0	0- 1		HOME		0- 3		2- 2		8- 0	
6- 7	0- 0	0- 0		AWAY		0- 4		0- 0		6- 3	
1- 3	0- 0	0- 2		NEUTRAL		0- 1		0- 0		1- 0	
<hr/>											
6- 9	0- 0	0- 2		NON-CONFERENCE		0- 3		2- 2		4- 2	
5- 2	0- 0	0- 0		HOME		0- 0		2- 2		3- 0	
0- 4	0- 0	0- 0		AWAY		0- 2		0- 0		0- 2	
1- 3	0- 0	0- 2		NEUTRAL		0- 1		0- 0		1- 0	
<hr/>											
11- 7	0- 0	0- 1		CONFERENCE		0- 5		0- 0		11- 1	
5- 4	0- 0	0- 1		HOME		0- 3		0- 0		5- 0	
6- 3	0- 0	0- 0		AWAY		0- 2		0- 0		6- 1	
0- 0	0- 0	0- 0		NEUTRAL		0- 0		0- 0		0- 0	
<hr/>											
RPI S	Opponent	Score	RPI S	Opponent	Score	RPI S	Opponent	Score	RPI S	Opponent	Score
			32 N	UNLV	1 3	57 A	Arkansas St.	1 3	110 H	Sacramento St.	1 3
			32 N	UNLV	1 3	57 H	Arkansas St.	0 3	133 H	New Mexico	1 3
			34 H	Coastal Caro.	0 3	57 H	Arkansas St.	0 3	134 H	Sam Houston St.	3 2
						62 A	A&M-Corpus Christi	1 3	136 H	Samford	3 2
						71 N	North Carolina St.	1 3	182 A	North Texas	2 3
						82 A	Texas St.	1 3	196 A	South Ala.	3 1
						82 H	Texas St.	1 3	207 H	Houston Baptist	3 2
						93 A	Ole Miss	1 3	209 A	Little Rock	3 2
									209 H	Little Rock	3 0
									209 H	Little Rock	3 1
									216 H	UTEP	3 1
									227 A	Ga. Southern	3 1
									245 A	Abilene Christian	2 3
									248 A	Georgia St.	2 3
									272 A	Troy	3 0
									282 N	McNeese	3 1
									283 A	UL Lafayette	3 0
									283 H	UL Lafayette	3 0
									286 A	La.-Monroe	3 1
									286 H	La.-Monroe	3 0
									298 H	Appalachian St.	3 0
									314 H	Ark.-Pine Bluff	3 0
<hr/>											
			LAST 10 GAMES								
			57 H	Arkansas St.	0 3	57 A	Arkansas St.	1 3			
			209 H	Little Rock	3 0	283 H	UL Lafayette	3 0			
			286 A	La.-Monroe	3 1	286 H	La.-Monroe	3 0			
			283 A	UL Lafayette	3 0	82 A	Texas St.	1 3			
			209 A	Little Rock	3 2	248 A	Georgia St.	2 3			

Average RPI Win:		212	WON-LOST RECORD		WINNING PCT. RANK	LAST 10 GAMES		STRENGTH OF SCHEDULE		OPP. STRENGTH OF SCHEDULE	TEAM RPI	ADJ RPI	CONF. RPI	ADJ CONF. RPI			
Average RPI Loss:		69															
DIV. I ONLY			12- 17		.41379	209	4- 6		105		89	167	.50528	167	10	9	
DIV. I NON-CONF.			5- 6		.45455	198	0- 0		86		103	122	.52777	122	6	6	
TOTALS		RPI 1-25		RPI 26-50		W-L RECORDS		RPI 51-100		RPI 101-150		RPI 150+					
12- 17		0- 2		1- 4		OVERALL		0- 8		1- 2		10- 1					
7- 8		0- 1		0- 2		HOME		0- 3		1- 1		6- 1					
4- 5		0- 0		0- 2		AWAY		0- 3		0- 0		4- 0					
1- 4		0- 1		1- 0		NEUTRAL		0- 2		0- 1		0- 0					
5- 6		0- 1		1- 0		NON-CONFERENCE		0- 3		1- 2		3- 0					
4- 1		0- 0		0- 0		HOME		0- 0		1- 1		3- 0					
0- 1		0- 0		0- 0		AWAY		0- 1		0- 0		0- 0					
1- 4		0- 1		1- 0		NEUTRAL		0- 2		0- 1		0- 0					
7- 11		0- 1		0- 4		CONFERENCE		0- 5		0- 0		7- 1					
3- 7		0- 1		0- 2		HOME		0- 3		0- 0		3- 1					
4- 4		0- 0		0- 2		AWAY		0- 2		0- 0		4- 0					
0- 0		0- 0		0- 0		NEUTRAL		0- 0		0- 0		0- 0					
RPI	S	Opponent		Score		RPI	S	Opponent		Score		RPI	S	Opponent		Score	
10	H	North Carolina		1	3	26	A	Florida St.		2	3	54	A	Lipscomb		0	3
24	N	Texas A&M		0	3	37	H	Pittsburgh		1	3	56	N	Alabama		2	3
						47	A	Georgia Tech		0	3	59	A	Duke		1	3
						47	H	Georgia Tech		1	3	59	H	Duke		0	3
						49	N	Temple		3	2	64	H	Notre Dame		0	3
												71	H	North Carolina St.		0	3
												93	N	Ole Miss		2	3
												100	A	Miami (FL)		0	3
													</				

Non-Div. I Games:

Virginia Tech



Average RPI Win: 248		WON-LOST RECORD	WINNING PCT. RANK		LAST 10 GAMES		STRENGTH OF SCHEDULE		OPP. STRENGTH OF SCHEDULE		TEAM RPI	ADJ RPI	CONF. RPI	ADJ CONF. RPI		
Average RPI Loss: 121																
DIV. I ONLY		20- 11	.64516	87	7- 3		266		223		168	.50364	168	28	28	
DIV. I NON-CONF.		7- 6	.53846	157	0- 0		188		140		166	.49968	165	25	25	
TOTALS		RPI 1-25	RPI 26-50		W-L RECORDS		RPI 51-100		RPI 101-150		RPI 150+					
20- 11	0- 0	0- 1		OVERALL		0- 4		2- 3		18- 3						
11- 1	0- 0	0- 1		HOME		0- 0		1- 0		10- 0						
4- 7	0- 0	0- 0		AWAY		0- 3		0- 1		4- 3						
5- 3	0- 0	0- 0		NEUTRAL		0- 1		1- 2		4- 0						
7- 6	0- 0	0- 1		NON-CONFERENCE		0- 3		1- 1		6- 1						
3- 1	0- 0	0- 1		HOME		0- 0		0- 0		3- 0						
0- 3	0- 0	0- 0		AWAY		0- 2		0- 0		0- 1						
4- 2	0- 0	0- 0		NEUTRAL		0- 1		1- 1		3- 0						
13- 5	0- 0	0- 0		CONFERENCE		0- 1		1- 2		12- 2						
8- 0	0- 0	0- 0		HOME		0- 0		1- 0		7- 0						
4- 4	0- 0	0- 0		AWAY		0- 1		0- 1		4- 2						
1- 1	0- 0	0- 0		NEUTRAL		0- 0		0- 1		1- 0						
RPI S	Opponent	Score	RPI S	Opponent	Score	RPI S	Opponent	Score	RPI S	Opponent	Score					
			41 H	Baylor	1 3	62 A	A&M-Corpus Christi	0 3	114 N	Kennesaw St.	3 1					
						74 N	Tulsa	1 3	123 N	UTRGV	0 3					
						75 A	Green Bay	0 3	134 A	Sam Houston St.	1 3					
						82 A	Texas St.	1 3	134 H	Sam Houston St.	3 0					
									134 N	Sam Houston St.	0 3					
									152 A	Texas Tech	1 3					
									182 H	North Texas	3 0					
									207 A	Houston Baptist	3 0					
									209 H	Little Rock	3 0					
									212 A	Central Ark.	0 3					
									212 H	Central Ark.	3 0					
									221 N	Oral Roberts	3 2					
									245 A	Abilene Christian	2 3					
									246 A	Incarnate Word	3 1					
									246 H	Incarnate Word	3 0					
									251 A	Northwestern St.	3 0					
									251 H	Northwestern St.	3 0					
									267 A	Lamar University	3 0					
									282 H	McNeese	3 0					
									286 H	La.-Monroe	3 1					
									297 N	South Dakota St.	3 0					
									300 H	Southeastern La.	3 0					
									300 N	Southeastern La.	3 0					
									310 N	Eastern Ill.	3 1					
									318 H	Nicholls St.	3 1					
									324 H	New Orleans	3 1					
LAST 10 GAMES			134 N Sam Houston St.			0 3	324 H New Orleans			3 1	300 N Southeastern La.			3 0		
			300 N Southeastern La.			3 0	134 A Sam Houston St.			1 3	310 N Eastern Ill.			3 1		
			212 A Central Ark.			0 3	207 A Houston Baptist			3 0	318 H Nicholls St.			3 1		
			251 A Northwestern St.			3 0	267 A Lamar University			3 0	324 H New Orleans			3 1		
			300 H Southeastern La.			3 0	251 H Northwestern St.			3 0						

Non-Div. I Games:

SFA

Average RPI Win:	253	WON-LOST RECORD	WINNING PCT. RANK	LAST 10 GAMES	STRENGTH OF SCHEDULE	OPP. STRENGTH OF SCHEDULE	TEAM RPI	ADJ RPI	CONF. RPI	ADJ CONF. RPI	
DIV. I ONLY	18- 11	.62069	96	7- 2	239	245	169	.50175	169	27	27
DIV. I NON-CONF.	4- 7	.36364	233	0- 0	267	125	259	.42649	256	28	28
<hr/>											
TOTALS	RPI 1-25	RPI 26-50		W-L RECORDS	RPI 51-100		RPI 101-150		RPI 150+		
18- 11	0- 1	0- 0		OVERALL	0- 4		2- 3		16- 3		
7- 2	0- 0	0- 0		HOME	0- 1		1- 1		6- 0		
8- 6	0- 1	0- 0		AWAY	0- 2		0- 1		8- 2		
3- 3	0- 0	0- 0		NEUTRAL	0- 1		1- 1		2- 1		
<hr/>											
4- 7	0- 1	0- 0		NON-CONFERENCE	0- 1		0- 2		4- 3		
0- 1	0- 0	0- 0		HOME	0- 0		0- 1		0- 0		
2- 3	0- 1	0- 0		AWAY	0- 0		0- 0		2- 2		
2- 3	0- 0	0- 0		NEUTRAL	0- 1		0- 1		2- 1		
<hr/>											
14- 4	0- 0	0- 0		CONFERENCE	0- 3		2- 1		12- 0		
7- 1	0- 0	0- 0		HOME	0- 1		1- 0		6- 0		
6- 3	0- 0	0- 0		AWAY	0- 2		0- 1		6- 0		
1- 0	0- 0	0- 0		NEUTRAL	0- 0		1- 0		0- 0		
<hr/>											
RPI	S	Opponent	Score	RPI	S	Opponent	Score	RPI	S	Opponent	Score
17	A	Michigan	1 3					51	N	James Madison	0 3
								87	A	American	1 3
								87	A	American	0 3
								87	H	American	0 3
								113	N	Auburn	1 3
								116	H	UConn	1 3
								150	A	Army West Point	1 3
								150	H	Army West Point	3 0
								150	N	Army West Point	3 1
								180	A	Navy	3 2
								180	H	Navy	3 1
								203	A	Cornell	1 3
								220	A	Syracuse	3 1
								225	N	Marist	3 0
								244	A	Lehigh	3 0
								244	H	Lehigh	3 0
								250	A	Eastern Mich.	3 0
								254	N	Air Force	2 3
								258	A	Holy Cross	3 0
								258	H	Holy Cross	3 0
								288	A	Cal St. Fullerton	2 3
								302	N	The Citadel	3 1
								303	A	Loyola Maryland	3 0
								303	H	Loyola Maryland	3 0
								319	A	Bucknell	3 2
								319	H	Bucknell	3 1
								323	A	Lafayette	3 0
								323	H	Lafayette	3 0
				LAST 10 GAMES							
				87	A	American	1 3	319	H	Bucknell	3 1
				150	N	Army West Point	3 1	244	A	Lehigh	3 0
				323	A	Lafayette	3 0	180	A	Navy	3 2
				303	H	Loyola Maryland	3 0	258	H	Holy Cross	3 0
				87	H	American	0 3	150	H	Army West Point	3 0

Non-Div. I Games:

Colgate

Average RPI Win:	255	WON-LOST	WINNING	LAST 10	STRENGTH OF	OPP. STRENGTH	TEAM	ADJ	CONF.	ADJ CONF.		
Average RPI Loss:	138	RECORD	PCT. RANK	GAMES	SCHEDULE	OF SCHEDULE	RPI	RPI	RPI	RPI		
DIV. I ONLY		16- 13	.55172	137	6- 4	179	251	170	.50136	170	24	24
DIV. I NON-CONF.		5- 7	.41667	212	0- 0	198	176	219	.46386	219	27	27
<hr/>												
TOTALS	RPI 1-25	RPI 26-50		W-L RECORDS		RPI 51-100		RPI 101-150		RPI 150+		
16- 13	0- 1	0- 1		OVERALL		0- 0		1- 6		15- 5		
8- 4	0- 0	0- 0		HOME		0- 0		1- 3		7- 1		
5- 6	0- 0	0- 0		AWAY		0- 0		0- 3		5- 3		
3- 3	0- 1	0- 1		NEUTRAL		0- 0		0- 0		3- 1		
<hr/>												
5- 7	0- 1	0- 1		NON-CONFERENCE		0- 0		0- 2		5- 3		
2- 1	0- 0	0- 0		HOME		0- 0		0- 1		2- 0		
0- 3	0- 0	0- 0		AWAY		0- 0		0- 1		0- 2		
3- 3	0- 1	0- 1		NEUTRAL		0- 0		0- 0		3- 1		
<hr/>												
11- 6	0- 0	0- 0		CONFERENCE		0- 0		1- 4		10- 2		
6- 3	0- 0	0- 0		HOME		0- 0		1- 2		5- 1		
5- 3	0- 0	0- 0		AWAY		0- 0		0- 2		5- 1		
0- 0	0- 0	0- 0		NEUTRAL		0- 0		0- 0		0- 0		
<hr/>												
RPI	S	Opponent	Score	RPI	S	Opponent	Score	RPI	S	Opponent	Score	
7	N	Missouri	0 3	37	N	Pittsburgh	0 3	103	H	ETSU	0 3	
								111	A	High Point	1 3	
								111	H	High Point	3 0	
								111	H	High Point	2 3	
								114	A	Kennesaw St.	1 3	
								120	A	Radford	2 3	
								120	H	Radford	1 3	
								153	A	VCU	1 3	
								176	A	Campbell	0 3	
								176	H	Campbell	3 0	
								214	N	Furman	3 1	
								223	H	USC Upstate	3 0	
								223	N	USC Upstate	2 3	
								237	A	Davidson	1 3	
								242	A	Winthrop	3 1	
								242	H	Winthrop	3 2	
								257	A	UNC Asheville	3 2	
								257	H	UNC Asheville	3 0	
								278	N	Middle Tenn.	3 0	
								284	A	Gardner-Webb	3 2	
								284	H	Gardner-Webb	3 0	
								285	A	Charleston So.	3 2	
								285	H	Charleston So.	2 3	
								301	A	Presbyterian	3 2	
								301	H	Presbyterian	3 0	
								311	H	Hampton	3 0	
312	N	Morgan St.	3 0									

**Non-Div. I Games:**

Liberty

Average RPI Win:	219	WON-LOST	WINNING	LAST 10	STRENGTH OF	OPP. STRENGTH	TEAM	ADJ	CONF.	ADJ CONF.	
Average RPI Loss:	95	RECORD	PCT. RANK	GAMES	SCHEDULE	OF SCHEDULE	RPI	RPI	RPI	RPI	
DIV. I ONLY	16- 15	.51613	167	4- 6	199	120	172	.49976	171	9	10
DIV. I NON-CONF.	9- 4	.69231	74	0- 0	290	233	175	.49119	174	8	8
<hr/>											
TOTALS	RPI 1-25	RPI 26-50		W-L RECORDS	RPI 51-100		RPI 101-150		RPI 150+		
16- 15	0- 2	1- 1		OVERALL	0- 5		3- 6		12- 1		
7- 5	0- 1	0- 1		HOME	0- 2		2- 1		5- 0		
6- 7	0- 1	1- 0		AWAY	0- 2		1- 3		4- 1		
3- 3	0- 0	0- 0		NEUTRAL	0- 1		0- 2		3- 0		
<hr/>											
9- 4	0- 0	0- 0		NON-CONFERENCE	0- 1		0- 3		9- 0		
3- 0	0- 0	0- 0		HOME	0- 0		0- 0		3- 0		
3- 1	0- 0	0- 0		AWAY	0- 0		0- 1		3- 0		
3- 3	0- 0	0- 0		NEUTRAL	0- 1		0- 2		3- 0		
<hr/>											
7- 11	0- 2	1- 1		CONFERENCE	0- 4		3- 3		3- 1		
4- 5	0- 1	0- 1		HOME	0- 2		2- 1		2- 0		
3- 6	0- 1	1- 0		AWAY	0- 2		1- 2		1- 1		
0- 0	0- 0	0- 0		NEUTRAL	0- 0		0- 0		0- 0		
<hr/>											
RPI S	Opponent	Score	RPI S	Opponent	Score	RPI S	Opponent	Score	RPI S	Opponent	Score
18 A	Creighton	0 <span>3</span>	36 A	Marquette	3 2	69 A	Xavier	1 <span>3</span>	116 N	UConn	2 <span>3</span>
18 H	Creighton	0 <span>3</span>	36 H	Marquette	2 <span>3</span>	69 H	Xavier	1 <span>3</span>	117 A	Butler	0 <span>3</span>
						70 A	Villanova	1 <span>3</span>	117 H	Butler	1 <span>3</span>
						70 H	Villanova	2 <span>3</span>	122 A	Fairfield	2 <span>3</span>
						86 N	UC Santa Barbara	1 <span>3</span>	128 N	Albany (NY)	1 <span>3</span>
						130 A DePaul 3 1					
						130 H DePaul 3 0					
						142 A Seton Hall 0 <span>3</span>					
						142 H Seton Hall 3 1					
						201 N Rutgers 3 0					
						214 H Binghamton 3 0					
						232 A Bryant 3 0					
						235 A Georgetown 3 1					
						235 H Georgetown 3 2					
						249 A Providence 1 <span>3</span>					
						249 H Providence 3 0					
						260 A San Francisco 3 0					
						261 N Brown 3 0					
						262 H La Salle 3 0					
						273 H Niagara 3 1					
						316 A Iona 3 0					
						328 N Delaware St. 3 0					
<hr/>											
LAST 10 GAMES											
142 A Seton Hall 0 <span>3</span>						18 H Creighton 0 <span>3</span>					
36 A Marquette 3 2						249 H Providence 3 0					
130 A DePaul 3 1						117 A Butler 0 <span>3</span>					
235 H Georgetown 3 2						69 A Xavier 1 <span>3</span>					
70 H Villanova 2 <span>3</span>						249 A Providence 1 <span>3</span>					

Non-Div. I Games:

St. John's (NY)

Average RPI Win:	161	WON-LOST	WINNING	LAST 10	STRENGTH OF	OPP. STRENGTH	TEAM	ADJ	CONF.	ADJ CONF.					
Average RPI Loss:	56	RECORD	PCT. RANK	GAMES	SCHEDULE	OF SCHEDULE	RPI	RPI	RPI	RPI					
DIV. I ONLY		9- 19	.32143	258	1- 9	84	29	175	.49972	172	3	3			
DIV. I NON-CONF.		6- 4	.6	123	0- 0	269	110	184	.48555	184	2	2			
<hr/>															
TOTALS	RPI 1-25	RPI 26-50		W-L RECORDS		RPI 51-100		RPI 101-150		RPI 150+					
9- 19	0- 8	2- 4		OVERALL		2- 3		0- 4		5- 0					
6- 8	0- 4	2- 1		HOME		1- 0		0- 3		3- 0					
2- 11	0- 4	0- 3		AWAY		0- 3		0- 1		2- 0					
1- 0	0- 0	0- 0		NEUTRAL		1- 0		0- 0		0- 0					
6- 4	0- 0	0- 0		NON-CONFERENCE		1- 2		0- 2		5- 0					
3- 2	0- 0	0- 0		HOME		0- 0		0- 2		3- 0					
2- 2	0- 0	0- 0		AWAY		0- 2		0- 0		2- 0					
1- 0	0- 0	0- 0		NEUTRAL		1- 0		0- 0		0- 0					
3- 15	0- 8	2- 4		CONFERENCE		1- 1		0- 2		0- 0					
3- 6	0- 4	2- 1		HOME		1- 0		0- 1		0- 0					
0- 9	0- 4	0- 3		AWAY		0- 1		0- 1		0- 0					
0- 0	0- 0	0- 0		NEUTRAL		0- 0		0- 0		0- 0					
RPI	S	Opponent	Score	RPI	S	Opponent	Score	RPI	S	Opponent	Score				
9	H	Stanford	1 3	31	A	Arizona	1 3	79	A	Long Beach St.	1 3	124	H	Santa Clara	1 3
11	A	Washington	1 3	31	H	Arizona	3 2	81	A	Colorado	0 3	131	A	Arizona St.	0 3
11	H	Washington	0 3	43	A	Southern California	0 3	81	H	Colorado	3 1	131	H	Arizona St.	1 3
12	A	UCLA	1 3	43	H	Southern California	0 3	84	A	Pacific	0 3	147	H	West Virginia	1 3
12	H	UCLA	0 3	45	A	Washington St.	0 3	97	N	Northeastern	3 2	161	A	St. Mary's (CA)	3 1
20	A	Utah	0 3	45	H	Washington St.	3 0					175	A	UC Irvine	3 1
20	H	Utah	0 3									271	H	UC Riverside	3 2
21	A	Oregon	0 3									290	H	Southern Utah	3 0
												294	H	Grand Canyon	3 0
<hr/>															
				LAST 10 GAMES											
131 A Arizona St.				0 3				20 A Utah				0 3			
31 A Arizona				1 3				45 H Washington St.				3 0			
43 H Southern California				0 3				11 H Washington				0 3			
12 H UCLA				0 3				12 A UCLA				1 3			
81 A Colorado				0 3				43 A Southern California				0 3			

Non-Div. I Games:

California

Average RPI Win: 220		WON-LOST RECORD	WINNING PCT. RANK	LAST 10 GAMES	STRENGTH OF SCHEDULE	OPP. STRENGTH OF SCHEDULE	TEAM RPI	ADJ RPI	CONF. RPI	ADJ CONF. RPI	
Average RPI Loss: 92											
DIV. I ONLY		14- 16	.46667 189	5- 5	157	125	171	.49905 173	6	6	
DIV. I NON-CONF.		8- 4	.66667 85	0- 0	293	276	197	.47797 197	9	9	
<hr/>											
TOTALS		RPI 1-25	RPI 26-50		W-L RECORDS		RPI 51-100		RPI 101-150		RPI 150+
14- 16		0- 0	0- 6		OVERALL		3- 3		1- 4		10- 3
8- 6		0- 0	0- 2		HOME		2- 1		1- 1		5- 2
3- 9		0- 0	0- 3		AWAY		1- 2		0- 3		2- 1
3- 1		0- 0	0- 1		NEUTRAL		0- 0		0- 0		3- 0
8- 4		0- 0	0- 1		NON-CONFERENCE		0- 0		0- 1		8- 2
4- 2		0- 0	0- 0		HOME		0- 0		0- 0		4- 2
1- 1		0- 0	0- 0		AWAY		0- 0		0- 1		1- 0
3- 1		0- 0	0- 1		NEUTRAL		0- 0		0- 0		3- 0
6- 12		0- 0	0- 5		CONFERENCE		3- 3		1- 3		2- 1
4- 4		0- 0	0- 2		HOME		2- 1		1- 1		1- 0
2- 8		0- 0	0- 3		AWAY		1- 2		0- 2		1- 1
0- 0		0- 0	0- 0		NEUTRAL		0- 0		0- 0		0- 0
RPI S	Opponent	Score	RPI S	Opponent	Score	RPI S	Opponent	Score	RPI S	Opponent	Score
			33 A SMU		0 3	53 A UCF		0 3	112 A South Fla.		1 3
			33 H SMU		0 3	53 H UCF		1 3	112 H South Fla.		3 2
			40 A Cincinnati		0 3	74 A Tulsa		3 2	113 A Auburn		0 3
			42 N Miami (OH)		0 3	74 H Tulsa		3 1	116 A UConn		0 3
			49 A Temple		2 3	91 A Tulane		0 3	116 H UConn		0 3
			49 H Temple		2 3	91 H Tulane		3 2	179 H Belmont		1 3
									188 A East Carolina		2 3
									212 H Central Ark.		1 3
									224 N Jacksonville		3 0
									238 A Houston		3 2
									238 H Houston		3 0
									256 H Louisiana Tech		3 1
									263 N UT Martin		3 0
									277 A UAB		3 0
									283 N UL Lafayette		3 0
									310 H Eastern Ill.		3 0
									313 H Chicago St.		3 0
									326 H Jackson St.		3 0
<hr/>											
LAST 10 GAMES											
			33 A SMU		0 3	112 H South Fla.		3 2			
			74 A Tulsa		3 2	116 A UConn		0 3			
			238 A Houston		3 2	49 A Temple		2 3			
			91 A Tulane		0 3	91 H Tulane		3 2			
			53 H UCF		1 3	238 H Houston		3 0			

Non-Div. I Games:

Memphis

Average RPI Win: 227		WON-LOST RECORD		WINNING PCT. RANK		LAST 10 GAMES		STRENGTH OF SCHEDULE		OPP. STRENGTH OF SCHEDULE		TEAM RPI		ADJ RPI		CONF. RPI		ADJ CONF. RPI	
Average RPI Loss: 107																			
DIV. I ONLY		15- 13		.53571 147		5- 5		205		164		173		.49845 174		20		20	
DIV. I NON-CONF.		7- 6		.53846 157		0- 0		160		155		150		.51014 149		14		14	
TOTALS		RPI 1-25		RPI 26-50		W-L RECORDS		RPI 51-100		RPI 101-150		RPI 150+							
15- 13		0- 1		0- 1		OVERALL		0- 4		2- 4		13- 3							
8- 2		0- 0		0- 1		HOME		0- 1		2- 0		6- 0							
3- 8		0- 0		0- 0		AWAY		0- 3		0- 2		3- 3							
4- 3		0- 1		0- 0		NEUTRAL		0- 0		0- 2		4- 0							
7- 6		0- 1		0- 1		NON-CONFERENCE		0- 2		0- 1		7- 1							
2- 1		0- 0		0- 1		HOME		0- 0		0- 0		2- 0							
1- 3		0- 0		0- 0		AWAY		0- 2		0- 0		1- 1							
4- 2		0- 1		0- 0		NEUTRAL		0- 0		0- 1		4- 0							
8- 7		0- 0		0- 0		CONFERENCE		0- 2		2- 3		6- 2							
6- 1		0- 0		0- 0		HOME		0- 1		2- 0		4- 0							
2- 5		0- 0		0- 0		AWAY		0- 1		0- 2		2- 2							
0- 1		0- 0		0- 0		NEUTRAL		0- 0		0- 1		0- 0							
RPI S	Opponent	Score		RPI S	Opponent	Score		RPI S	Opponent	Score		RPI S	Opponent	Score					
19 N	Kansas St.	1	3	44 H	UNI	1	3	78 A	New Mexico St.	2	3	101 N	Southern Miss.	0	3				
								78 H	New Mexico St.	0	3	123 A	UTRGV	0	3				
								95 A	South Dakota	0	3	123 H	UTRGV	3	1				
								99 A	Oklahoma	0	3	123 N	UTRGV	2	3				
												125 A	Utah Valley	2	3				
												125 H	Utah Valley	3	1				
												158 A	CSU Bakersfield	0	3				
												158 H	CSU Bakersfield	3	1				
												163 A	Arkansas	1	3				
												181 A	Seattle U	0	3				
												181 H	Seattle U	3	1				
												186 N	Drake	3	2				
												203 H	Cornell	3	0				
												216 N	UTEP	3	0				
												221 N	Oral Roberts	3	0				
												245 N	Abilene Christian	3	0				
												264 A	Omaha	3	0				
												265 H	Bradley	3	0				
												294 A	Grand Canyon	3	0				
												294 H	Grand Canyon	3	2				
												313 A	Chicago St.	3	0				
												313 H	Chicago St.	3	0				
				LAST 10 GAMES															
				123 N	UTRGV	2	3	181 H	Seattle U	3	1								
				78 H	New Mexico St.	0	3	125 H	Utah Valley	3	1								
				123 H	UTRGV	3	1	313 H	Chicago St.	3	0								
				158 A	CSU Bakersfield	0	3	123 A	UTRGV	0	3								
				294 A	Grand Canyon	3	0	78 A	New Mexico St.	2	3								

Non-Div. I Games:

UMKC

Average RPI Win:	175	WON-LOST RECORD	WINNING PCT. RANK	LAST 10 GAMES	STRENGTH OF SCHEDULE	OPP. STRENGTH OF SCHEDULE	TEAM RPI	ADJ RPI	CONF. RPI	ADJ CONF. RPI			
DIV. I ONLY	11- 18	.37931	228	4- 6	104	81	176	.49768	175	13	13		
DIV. I NON-CONF.	5- 9	.35714	236	0- 0	78	32	146	.51457	145	10	10		
<hr/>													
TOTALS	RPI 1-25	RPI 26-50		W-L RECORDS	RPI 51-100		RPI 101-150		RPI 150+				
11- 18	0- 2	1- 4		OVERALL	4- 5		0- 4		6- 3				
4- 6	0- 0	0- 1		HOME	2- 2		0- 1		2- 2				
6- 6	0- 1	1- 1		AWAY	2- 1		0- 2		3- 1				
1- 6	0- 1	0- 2		NEUTRAL	0- 2		0- 1		1- 0				
5- 9	0- 2	1- 2		NON-CONFERENCE	2- 2		0- 2		2- 1				
1- 1	0- 0	0- 0		HOME	1- 0		0- 0		0- 1				
3- 2	0- 1	1- 0		AWAY	1- 0		0- 1		1- 0				
1- 6	0- 1	0- 2		NEUTRAL	0- 2		0- 1		1- 0				
6- 9	0- 0	0- 2		CONFERENCE	2- 3		0- 2		4- 2				
3- 5	0- 0	0- 1		HOME	1- 2		0- 1		2- 1				
3- 4	0- 0	0- 1		AWAY	1- 1		0- 1		2- 1				
0- 0	0- 0	0- 0		NEUTRAL	0- 0		0- 0		0- 0				
RPI S	Opponent	Score	RPI S	Opponent	Score	RPI S	Opponent	Score	RPI S	Opponent	Score		
12 N	UCLA	0 3	28 A	Hawaii	1 3	58 A	Cal Poly	0 3	124 N	Santa Clara	0 3		
13 A	San Diego	1 3	28 H	Hawaii	0 3	58 H	Cal Poly	1 3	129 A	Fresno St.	1 3		
			36 N	Marquette	2 3	79 A	Long Beach St.	3 2	144 A	UC Davis	0 3		
			43 A	Southern California	3 0	79 H	Long Beach St.	3 2	144 H	UC Davis	1 3		
			45 N	Washington St.	1 3	81 N	Colorado	0 3	154 A	CSUN	2 3		
						86 H	UC Santa Barbara	0 3	154 H	CSUN	2 3		
						90 A	San Diego St.	3 2	158 A	CSU Bakersfield	3 1		
						92 N	Northern Ariz.	2 3	172 H	California	1 3		
						97 H	Northeastern	3 1	260 N	San Francisco	3 0		
									271 A	UC Riverside	3 1		
									271 H	UC Riverside	3 0		
									288 A	Cal St. Fullerton	3 0		
									288 H	Cal St. Fullerton	3 0		
<hr/>													
LAST 10 GAMES													
144 A UC Davis						0 3	79 A Long Beach St.						3 2
28 H Hawaii						0 3	271 H UC Riverside						3 0
86 H UC Santa Barbara						0 3	288 H Cal St. Fullerton						3 0
58 H Cal Poly						1 3	28 A Hawaii						1 3
154 A CSUN						2 3	271 A UC Riverside						3 1

Non-Div. I Games:

UC Irvine



Average RPI Win:	252	WON-LOST	WINNING	LAST 10	STRENGTH OF	OPP. STRENGTH	TEAM	ADJ	CONF.	ADJ CONF.	
Average RPI Loss:	138	RECORD	PCT. RANK	GAMES	SCHEDULE	OF SCHEDULE	RPI	RPI	RPI	RPI	
DIV. I ONLY	16- 16	.5	174	7- 3	151	270	178	.49565	176	24	24
DIV. I NON-CONF.	5- 9	.35714	236	0- 0	135	235	214	.46725	214	27	27
<hr/>											
TOTALS	RPI 1-25	RPI 26-50		W-L RECORDS		RPI 51-100		RPI 101-150		RPI 150+	
16- 16	0- 0	0- 0		OVERALL		0- 4		1- 6		15- 6	
7- 5	0- 0	0- 0		HOME		0- 0		0- 2		7- 3	
6- 6	0- 0	0- 0		AWAY		0- 2		1- 2		5- 2	
3- 5	0- 0	0- 0		NEUTRAL		0- 2		0- 2		3- 1	
<hr/>											
5- 9	0- 0	0- 0		NON-CONFERENCE		0- 4		0- 2		5- 3	
2- 2	0- 0	0- 0		HOME		0- 0		0- 0		2- 2	
1- 3	0- 0	0- 0		AWAY		0- 2		0- 1		1- 0	
2- 4	0- 0	0- 0		NEUTRAL		0- 2		0- 1		2- 1	
<hr/>											
11- 7	0- 0	0- 0		CONFERENCE		0- 0		1- 4		10- 3	
5- 3	0- 0	0- 0		HOME		0- 0		0- 2		5- 1	
5- 3	0- 0	0- 0		AWAY		0- 0		1- 1		4- 2	
1- 1	0- 0	0- 0		NEUTRAL		0- 0		0- 1		1- 0	
<hr/>											
RPI S	Opponent	Score	RPI S	Opponent	Score	RPI S	Opponent	Score	RPI S	Opponent	Score
						55 N	Indiana	2 3	106 A	UNCW	0 3
						59 A	Duke	0 3	111 A	High Point	3 2
						71 A	North Carolina St.	1 3	111 H	High Point	2 3
						77 N	Princeton	1 3	112 N	South Fla.	0 3
									120 A	Radford	1 3
									120 H	Radford	1 3
									120 N	Radford	1 3
									164 N	Columbia	3 0
									170 A	Liberty	0 3
									170 H	Liberty	3 0
									180 H	Navy	1 3
									185 N	Elon	2 3
									188 H	East Carolina	2 3
									197 N	Mercer	3 1
									242 A	Winthrop	3 0
									242 H	Winthrop	2 3
									257 A	UNC Asheville	3 1
									257 H	UNC Asheville	3 0
									260 A	San Francisco	3 2
									284 A	Gardner-Webb	3 0
									284 H	Gardner-Webb	3 1
									285 A	Charleston So.	2 3
									285 H	Charleston So.	3 2
									285 N	Charleston So.	3 1
									301 A	Presbyterian	3 0
									301 H	Presbyterian	3 0
									308 H	N.C. A&T	3 0
<hr/>											
			LAST 10 GAMES								
			120 N	Radford	1 3	170 H	Liberty	3 0	285 H	Charleston So.	3 2
			285 N	Charleston So.	3 1	285 H	Charleston So.	3 2	285 N	Charleston So.	3 1
			284 H	Gardner-Webb	3 1	242 H	Winthrop	2 3	301 A	Presbyterian	3 0
			257 A	UNC Asheville	3 1	301 A	Presbyterian	3 0	301 H	Presbyterian	3 0
			120 A	Radford	1 3	111 A	High Point	3 2	308 H	N.C. A&T	3 0

Non-Div. I Games:

Campbell

RPI	S	Opponent	Score	
333	H	South Carolina St.	3	0

Campbell

C  
a  
m  
p  
b  
e  
l  
l

C  
a  
m  
p  
b  
e  
l  
l

Average RPI Win: 252		WON-LOST RECORD		WINNING PCT. RANK		LAST 10 GAMES		STRENGTH OF SCHEDULE		OPP. STRENGTH OF SCHEDULE		TEAM RPI		ADJ RPI		CONF. RPI		ADJ CONF. RPI					
DIV. I ONLY		18- 12		.6 111		4- 6		265		194		179		.49544 177		19		17					
DIV. I NON-CONF.		10- 5		.66667 85		0- 0		316		184		210		.47001 210		20		20					
TOTALS		RPI 1-25		RPI 26-50		W-L RECORDS		RPI 51-100		RPI 101-150		RPI 150+											
18- 12		0- 1		0- 2		OVERALL		0- 5		1- 1		17- 3											
10- 2		0- 0		0- 1		HOME		0- 1		1- 0		9- 0											
6- 5		0- 0		0- 1		AWAY		0- 2		0- 1		6- 1											
2- 5		0- 1		0- 0		NEUTRAL		0- 2		0- 0		2- 2											
10- 5		0- 1		0- 0		NON-CONFERENCE		0- 3		0- 0		10- 1											
5- 0		0- 0		0- 0		HOME		0- 0		0- 0		5- 0											
3- 1		0- 0		0- 0		AWAY		0- 1		0- 0		3- 0											
2- 4		0- 1		0- 0		NEUTRAL		0- 2		0- 0		2- 1											
8- 7		0- 0		0- 2		CONFERENCE		0- 2		1- 1		7- 2											
5- 2		0- 0		0- 1		HOME		0- 1		1- 0		4- 0											
3- 4		0- 0		0- 1		AWAY		0- 1		0- 1		3- 1											
0- 1		0- 0		0- 0		NEUTRAL		0- 0		0- 0		0- 1											
RPI	S	Opponent		Score		RPI	S	Opponent		Score		RPI	S	Opponent		Score							
7	N	Missouri		0 3		27	A	Dayton		1 3		63	N	Southern Ill.		0 3		140	A	Rhode Island	0 3		
						27	H	Dayton		1 3		76	A	Saint Louis		1 3		140	H	Rhode Island	3 0		
												76	H	Saint Louis		2 3		153	H	VCU	3 1		
												89	A	Delaware		2 3		153	N	VCU	1 3		
												100	N	Miami (FL)		1 3		187	A	Valparaiso	3 1		
																		189	A	IUPUI	3 1		
																		213	A	Youngstown St.	3 2		
																		217	N	Central Mich.	0 3		
																		233	A	George Washington	3 2		
																		237	H	Davidson	3 2		
																		255	H	Robert Morris	3 0		
																		262	A	La Salle	3 2		
																		262	H	La Salle	3 0		
																		274	A	Fordham	3 1		
																		274	H	Fordham	3 0		
																		275	A	George Mason	2 3		
																		293	N	Southeast Mo. St.	3 2		
																		297	N	South Dakota St.	3 0		
																		306	H	Buffalo	3 0		
																		319	H	Bucknell	3 0		
																		321	H	Saint Francis (PA)	3 0		
																		329	H	Coppin St.	3 0		
						LAST 10 GAMES																	
						153	N	VCU		1 3		275	A	George Mason		2 3							
						262	H	La Salle		3 0		27	A	Dayton		1 3							
						76	H	Saint Louis		2 3		76	A	Saint Louis		1 3							
						27	H	Dayton		1 3		140	H	Rhode Island		3 0							
						233	A	George Washington		3 2		274	H	Fordham		3 0							

Non-Div. I Games:

Duquesne

Average RPI Win:	234	WON-LOST RECORD	WINNING PCT. RANK	LAST 10 GAMES	STRENGTH OF SCHEDULE	OPP. STRENGTH OF SCHEDULE	TEAM RPI	ADJ RPI	CONF. RPI	ADJ CONF. RPI		
DIV. I ONLY		15- 14	.51724	162	6- 4	196	162	180	.49521	178	14	14
DIV. I NON-CONF.		5- 9	.35714	236	0- 0	195	159	230	.45134	227	16	16
<hr/>												
TOTALS	RPI 1-25	RPI 26-50		W-L RECORDS		RPI 51-100		RPI 101-150		RPI 150+		
15- 14	0- 1	0- 0		OVERALL		1- 6		1- 3		13- 4		
9- 6	0- 0	0- 0		HOME		1- 3		1- 1		7- 2		
3- 5	0- 1	0- 0		AWAY		0- 2		0- 1		3- 1		
3- 3	0- 0	0- 0		NEUTRAL		0- 1		0- 1		3- 1		
<hr/>												
5- 9	0- 0	0- 0		NON-CONFERENCE		0- 4		0- 2		5- 3		
2- 6	0- 0	0- 0		HOME		0- 3		0- 1		2- 2		
0- 1	0- 0	0- 0		AWAY		0- 1		0- 0		0- 0		
3- 2	0- 0	0- 0		NEUTRAL		0- 0		0- 1		3- 1		
<hr/>												
10- 5	0- 1	0- 0		CONFERENCE		1- 2		1- 1		8- 1		
7- 0	0- 0	0- 0		HOME		1- 0		1- 0		5- 0		
3- 4	0- 1	0- 0		AWAY		0- 1		0- 1		3- 1		
0- 1	0- 0	0- 0		NEUTRAL		0- 1		0- 0		0- 0		
<hr/>												
RPI	S	Opponent	Score	RPI	S	Opponent	Score	RPI	S	Opponent	Score	
15	A	Western Ky.	1 3					53	A	UCF	1 3	
								61	H	FGCU	2 3	
								66	H	Rice	3 2	
								67	A	UTSA	0 3	
								67	N	UTSA	1 3	
								91	H	Tulane	2 3	
								97	H	Northeastern	1 3	
	</											

Non-Div. I Games:

Fla. Atlantic

Average RPI Win:		244	WON-LOST RECORD		WINNING PCT. RANK		LAST 10 GAMES		STRENGTH OF SCHEDULE		OPP. STRENGTH OF SCHEDULE		TEAM RPI		ADJ RPI		CONF. RPI		ADJ CONF. RPI	
Average RPI Loss:		149																		
DIV. I ONLY			16- 12		.57143 129		5- 5		216		244		174		.49503 179		26		26	
DIV. I NON-CONF.			6- 5		.54545 152		0- 1		140		102		134		.5218 135		26		26	
TOTALS		RPI 1-25		RPI 26-50		W-L RECORDS		RPI 51-100		RPI 101-150		RPI 150+								
16- 12		0- 2		0- 1		OVERALL		0- 2		1- 1		15- 6								
8- 3		0- 0		0- 0		HOME		0- 1		1- 1		7- 1								
6- 6		0- 2		0- 0		AWAY		0- 1		0- 0		6- 3								
2- 3		0- 0		0- 1		NEUTRAL		0- 0		0- 0		2- 2								
6- 5		0- 2		0- 1		NON-CONFERENCE		0- 1		0- 0		6- 1								
3- 0		0- 0		0- 0		HOME		0- 0		0- 0		3- 0								
1- 3		0- 2		0- 0		AWAY		0- 1		0- 0		1- 0								
2- 2		0- 0		0- 1		NEUTRAL		0- 0		0- 0		2- 1								
10- 7		0- 0		0- 0		CONFERENCE		0- 1		1- 1		9- 5								
5- 3		0- 0		0- 0		HOME		0- 1		1- 1		4- 1								
5- 3		0- 0		0- 0		AWAY		0- 0		0- 0		5- 3								
0- 1		0- 0		0- 0		NEUTRAL		0- 0		0- 0		0- 1								
RPI S	Opponent		Score		RPI S	Opponent		Score		RPI S	Opponent		Score		RPI S	Opponent		Score		
15 A	Western Ky.		0	3	50 N	Illinois		0	3	54 A	Lipscomb		1	3	102 H	SIUE		0	3	
21 A	Oregon		0	3						96 H	Murray St.		2	3	135 H	Austin Peay		3	2	
															161 N	St. Mary's (CA)		0	3	
															173 A	Memphis		3	1	
															192 A	Tennessee St.		2	3	
															192 H	Tennessee St.		3	0	
															197 H	Mercer		3	2	
															212 N	Central Ark.		3	2	
															230 H	William & Mary		3	0	
															240 A	Eastern Ky.		3	2	
															240 H	Eastern Ky.		3	2	
															240 N	Eastern Ky.		1	3	
															248 H	Georgia St.		3	0	
															263 A	UT Martin		3	1	
															269 A	Morehead St.		1	3	
															269 H	Morehead St.		3	0	
															291 A	Tennessee Tech		3	0	
															291 H	Tennessee Tech		3	1	
															292 A	Jacksonville St.		3	2	
															292 H	Jacksonville St.		1	3	
															293 A	Southeast Mo. St.		2	3	
															310 A	Eastern Ill.		3	1	
															313 N	Chicago St.		3	0	
				LAST 10 GAMES																
				240 N	Eastern Ky.	1	3	102 H	SIUE	0	3									
				269 H	Morehead St.	3	0	192 A	Tennessee St.	2	3									
				240 H	Eastern Ky.	3	2	96 H	Murray St.	2	3									
				291 A	Tennessee Tech	3	0	135 H	Austin Peay	3	2									
				292 A	Jacksonville St.	3	2	54 A	Lipscomb	1	3									

Non-Div. I Games:

Belmont

Average RPI Win:	273	WON-LOST RECORD	WINNING PCT. RANK	LAST 10 GAMES	STRENGTH OF SCHEDULE	OPP. STRENGTH OF SCHEDULE	TEAM RPI	ADJ RPI	CONF. RPI	ADJ CONF. RPI	
Average RPI Loss:	141										
DIV. I ONLY		20- 9	.68966 68	6- 4	288	295	177	.49311 180	27	27	
DIV. I NON-CONF.		10- 2	.83333 27	0- 0	295	317	148	.50913 150	28	28	
<hr/>											
TOTALS	RPI 1-25	RPI 26-50		W-L RECORDS	RPI 51-100		RPI 101-150		RPI 150+		
20- 9	0- 0	0- 0		OVERALL	0- 4		2- 1		18- 4		
7- 4	0- 0	0- 0		HOME	0- 2		2- 0		5- 2		
8- 4	0- 0	0- 0		AWAY	0- 2		0- 1		8- 1		
5- 1	0- 0	0- 0		NEUTRAL	0- 0		0- 0		5- 1		
10- 2	0- 0	0- 0		NON-CONFERENCE	0- 1		1- 0		9- 1		
2- 1	0- 0	0- 0		HOME	0- 1		1- 0		1- 0		
3- 0	0- 0	0- 0		AWAY	0- 0		0- 0		3- 0		
5- 1	0- 0	0- 0		NEUTRAL	0- 0		0- 0		5- 1		
10- 7	0- 0	0- 0		CONFERENCE	0- 3		1- 1		9- 3		
5- 3	0- 0	0- 0		HOME	0- 1		1- 0		4- 2		
5- 4	0- 0	0- 0		AWAY	0- 2		0- 1		5- 1		
0- 0	0- 0	0- 0		NEUTRAL	0- 0		0- 0		0- 0		
<hr/>											
RPI S	Opponent	Score	RPI S	Opponent	Score	RPI S	Opponent	Score	RPI S	Opponent	Score
						87 A	American	1 3	139 H	New Hampshire	3 1
						87 A	American	0 3	150 A	Army West Point	2 3
						87 H	American	0 3	150 H	Army West Point	3 0
						89 H	Delaware	0 3	169 A	Colgate	1 3
									169 H	Colgate	2 3
									176 A	Campbell	3 1
									188 N	East Carolina	1 3
									210 A	UMES	3 0
									240 N	Eastern Ky.	3 0
									244 A	Lehigh	3 2
									244 H	Lehigh	1 3
									258 A	Holy Cross	3 1
									258 H	Holy Cross	3 2
									268 N	Rider	3 0
									303 A	Loyola Maryland	3 0
									303 H	Loyola Maryland	3 0
									316 N	Iona	3 0
									319 A	Bucknell	3 1
									319 H	Bucknell	3 0
									320 N	Norfolk St.	3 0
									321 A	Saint Francis (PA)	3 0
									323 A	Lafayette	3 1
									323 H	Lafayette	3 0
									329 H	Coppin St.	3 1
									333 N	South Carolina St.	3 0

Non-Div. I Games:

Navy

Average RPI Win:		195	WON-LOST RECORD		WINNING PCT. RANK		LAST 10 GAMES		STRENGTH OF SCHEDULE		OPP. STRENGTH OF SCHEDULE		TEAM RPI		ADJ RPI		CONF. RPI		ADJ CONF. RPI	
DIV. I ONLY			13- 15		.46429 192		3- 6		180		105		183		.49184 181		20		20	
DIV. I NON-CONF.			7- 6		.53846 157		0- 0		104		26		103		.5421 106		14		14	
TOTALS		RPI 1-25		RPI 26-50		W-L RECORDS		RPI 51-100		RPI 101-150		RPI 150+								
13- 15		0- 2		0- 0		OVERALL		2- 4		3- 5		8- 4								
6- 5		0- 2		0- 0		HOME		1- 1		1- 1		4- 1								
3- 7		0- 0		0- 0		AWAY		0- 2		0- 3		3- 2								
4- 3		0- 0		0- 0		NEUTRAL		1- 1		2- 1		1- 1								
7- 6		0- 2		0- 0		NON-CONFERENCE		2- 2		2- 2		3- 0								
2- 2		0- 2		0- 0		HOME		1- 0		0- 0		1- 0								
1- 2		0- 0		0- 0		AWAY		0- 1		0- 1		1- 0								
4- 2		0- 0		0- 0		NEUTRAL		1- 1		2- 1		1- 0								
6- 9		0- 0		0- 0		CONFERENCE		0- 2		1- 3		5- 4								
4- 3		0- 0		0- 0		HOME		0- 1		1- 1		3- 1								
2- 5		0- 0		0- 0		AWAY		0- 1		0- 2		2- 2								
0- 1		0- 0		0- 0		NEUTRAL		0- 0		0- 0		0- 1								
RPI	S	Opponent		Score		RPI	S	Opponent		Score		RPI	S	Opponent		Score				
11	H	Washington		0	3			53	A	UCF		0	3	117	A	Oregon St.		0	3	
21	H	Oregon		1	3			70	H	Villanova		3	1	123	A	UTRGV		1	3	
								77	N	Princeton		1	3	123	H	UTRGV		3	2	
								78	A	New Mexico St.		2	3	125	A	Utah Valley		1	3	
								78	H	New Mexico St.		0	3	125	H	Utah Valley		0	3	
								88	N	Portland		3	1	137	N	LSU		1	3	
														138	N	Utah St.		3	0	
														142	N	Seton Hall		3	0	
														158	A	CSU Bakersfield		2	3	
														158	H	CSU Bakersfield		0	3	
														158	N	CSU Bakersfield		2	3	
														174	A	UMKC		1	3	
														174	H	UMKC		3	0	
														178	N	Fla. Atlantic		3	2	
														201	A	Rutgers		3	0	
														205	H	Idaho		3	2	
														294	A	Grand Canyon		3	2	
														294	H	Grand Canyon		3	2	
														313	A	Chicago St.		3	2	
														313	H	Chicago St.		3	0	
LAST 10 GAMES																				
				158	N	CSU Bakersfield		2	3	313	A	Chicago St.		3	2					
				294	H	Grand Canyon		3	2	78	H	New Mexico St.		0	3					
				158	H	CSU Bakersfield		0	3	123	H	UTRGV		3	2					
				125	H	Utah Valley		0	3	158	A	CSU Bakersfield		2	3					
				174	A	UMKC		1	3	294	A	Grand Canyon		3	2					

Non-Div. I Games:

Seattle U

Average RPI Win:		232	WON-LOST RECORD		WINNING PCT. RANK		LAST 10 GAMES		STRENGTH OF SCHEDULE		OPP. STRENGTH OF SCHEDULE		TEAM RPI		ADJ RPI		CONF. RPI		ADJ CONF. RPI				
Average RPI Loss:		106																					
DIV. I ONLY			13- 17		.43333 200		2- 5		140		158		182		.49131 182		14		14				
DIV. I NON-CONF.			6- 9		.4 223		0- 0		152		115		191		.48005 191		16		16				
TOTALS		RPI 1-25		RPI 26-50		W-L RECORDS		RPI 51-100		RPI 101-150		RPI 150+											
13- 17		0- 2		0- 2		OVERALL		1- 3		0- 6		12- 4											
8- 7		0- 1		0- 1		HOME		1- 1		0- 3		7- 1											
3- 7		0- 1		0- 1		AWAY		0- 2		0- 2		3- 1											
2- 3		0- 0		0- 0		NEUTRAL		0- 0		0- 1		2- 2											
6- 9		0- 1		0- 2		NON-CONFERENCE		1- 1		0- 2		5- 3											
4- 4		0- 1		0- 1		HOME		1- 1		0- 1		3- 0											
0- 3		0- 0		0- 1		AWAY		0- 0		0- 1		0- 1											
2- 2		0- 0		0- 0		NEUTRAL		0- 0		0- 0		2- 2											
7- 8		0- 1		0- 0		CONFERENCE		0- 2		0- 4		7- 1											
4- 3		0- 0		0- 0		HOME		0- 0		0- 2		4- 1											
3- 4		0- 1		0- 0		AWAY		0- 2		0- 1		3- 0											
0- 1		0- 0		0- 0		NEUTRAL		0- 0		0- 1		0- 0											
RPI	S	Opponent		Score		RPI	S	Opponent		Score		RPI	S	Opponent		Score		RPI	S	Opponent		Score	
15	A	Western Ky.		0	3	38	H	Ohio St.		0	3	66	A	Rice		1	3	101	A	Southern Miss.		1	3
24	H	Texas A&M		1	3	41	A	Baylor		1	3	67	A	UTSA		2	3	101	H	Southern Miss.		1	3
												82	H	Texas St.		1	3	101	N	Southern Miss.		1	3
												83	H	Nevada		3	2	106	H	UNCW		1	3
																		109	H	Marshall		2	3
																		125	A	Utah Valley		2	3
																		166	H	UT Arlington		3	2
																		168	A	SFA		0	3
																		178	H	Fla. Atlantic		2	3
																		190	N	San Jose St.		1	3
																		209	N	Little Rock		3	1
																		216	H	UTEP		3	0
																		228	H	Indiana St.		3	0
																		236	H	FIU		3	0
																		246	N	Incarnate Word		3	0
																		256	A	Louisiana Tech		3	0
																		256	H	Louisiana Tech		3	1
																		277	A	UAB		3	1
																		278	A	Middle Tenn.		3	0
																		281	H	Charlotte		3	0
																		283	H	UL Lafayette		3	0
																		290	N	Southern Utah		0	3
LAST 10 GAMES																							
						101	N	Southern Miss.		1	3	101	A	Southern Miss.		1	3						
						278	A	Middle Tenn.		3	0	66	A	Rice		1	3						
						15	A	Western Ky.		0	3	281	H	Charlotte		3	0						
						256	H	Louisiana Tech		3	1	178	H	Fla. Atlantic		2	3						
						109	H	Marshall		2	3	216	H	UTEP		3	0						

Non-Div. I Games:

North Texas



Average RPI Win:	217	WON-LOST	WINNING	LAST 10	STRENGTH OF	OPP. STRENGTH	TEAM	ADJ	CONF.	ADJ CONF.	
Average RPI Loss:	123	RECORD	PCT. RANK	GAMES	SCHEDULE	OF SCHEDULE	RPI	RPI	RPI	RPI	
DIV. I ONLY	16- 14	.53333	150	4- 6	236	145	185	.4907	183	11	12
DIV. I NON-CONF.	12- 2	.85714	22	0- 0	294	218	119	.53057	119	13	13
<hr/>											
TOTALS	RPI 1-25	RPI 26-50		W-L RECORDS		RPI 51-100		RPI 101-150		RPI 150+	
16- 14	0- 0	0- 2		OVERALL		0- 2		5- 6		11- 4	
4- 8	0- 0	0- 1		HOME		0- 1		3- 3		1- 3	
7- 6	0- 0	0- 1		AWAY		0- 1		1- 3		6- 1	
5- 0	0- 0	0- 0		NEUTRAL		0- 0		1- 0		4- 0	
<hr/>											
12- 2	0- 0	0- 0		NON-CONFERENCE		0- 0		3- 2		9- 0	
2- 2	0- 0	0- 0		HOME		0- 0		1- 2		1- 0	
5- 0	0- 0	0- 0		AWAY		0- 0		1- 0		4- 0	
5- 0	0- 0	0- 0		NEUTRAL		0- 0		1- 0		4- 0	
<hr/>											
4- 12	0- 0	0- 2		CONFERENCE		0- 2		2- 4		2- 4	
2- 6	0- 0	0- 1		HOME		0- 1		2- 1		0- 3	
2- 6	0- 0	0- 1		AWAY		0- 1		0- 3		2- 1	
0- 0	0- 0	0- 0		NEUTRAL		0- 0		0- 0		0- 0	
<hr/>											
RPI S	Opponent	Score	RPI S	Opponent	Score	RPI S	Opponent	Score	RPI S	Opponent	Score
			39 A	Cleveland St.	0 3	75 A	Green Bay	0 3	102 H	SIUE	1 3
			39 H	Cleveland St.	1 3	75 H	Green Bay	1 3	108 A	Northern Ky.	0 3
									108 H	Northern Ky.	2 3
									112 H	South Fla.	3 2
									119 A	Oakland	2 3
									119 H	Oakland	3 2
									121 H	Bowling Green	0 3
									128 N	Albany (NY)	3 1
									130 A	DePaul	3 2
									149 A	Milwaukee	0 3
									149 H	Milwaukee	3 1
									159 A	Loyola Chicago	3 1
									187 A	Valparaiso	0 3
									187 H	Valparaiso	2 3
									194 A	Wright St.	3 1
									194 H	Wright St.	1 3
									213 A	Youngstown St.	3 0
									213 H	Youngstown St.	2 3
									224 A	Jacksonville	3 0
									256 N	Louisiana Tech	3 2
									280 H	UMass Lowell	3 0
									281 N	Charlotte	3 1
									293 A	Southeast Mo. St.	3 1
									301 N	Presbyterian	3 1
									313 A	Chicago St.	3 0
									324 N	New Orleans	3 0
<hr/>											
			LAST 10 GAMES								
			108 H	Northern Ky.	2 3	149 H	Milwaukee	3 1	293 A	Southeast Mo. St.	3 1
			213 H	Youngstown St.	2 3	119 H	Oakland	3 2	301 N	Presbyterian	3 1
			194 A	Wright St.	3 1	39 H	Cleveland St.	1 3	313 A	Chicago St.	3 0
			187 A	Valparaiso	0 3	108 A	Northern Ky.	0 3	324 N	New Orleans	3 0
			75 A	Green Bay	0 3	213 A	Youngstown St.	3 0			

Non-Div. I Games:

Ill.-Chicago



Average RPI Win: 247		WON-LOST RECORD		WINNING PCT. RANK		LAST 10 GAMES		STRENGTH OF SCHEDULE		OPP. STRENGTH OF SCHEDULE		TEAM RPI		ADJ RPI		CONF. RPI		ADJ CONF. RPI	
DIV. I ONLY		18- 15		.54545 144		3- 7		218		208		181		.48888 185		8		8	
DIV. I NON-CONF.		14- 3		.82353 33		1- 0		309		316		164		.4961 169		12		12	
TOTALS		RPI 1-25		RPI 26-50		W-L RECORDS		RPI 51-100		RPI 101-150		RPI 150+							
18- 15		0- 0		0- 0		OVERALL		2- 8		0- 6		16- 1							
8- 7		0- 0		0- 0		HOME		1- 4		0- 3		7- 0							
8- 7		0- 0		0- 0		AWAY		1- 4		0- 2		7- 1							
2- 1		0- 0		0- 0		NEUTRAL		0- 0		0- 1		2- 0							
14- 3		0- 0		0- 0		NON-CONFERENCE		0- 0		0- 2		14- 1							
6- 1		0- 0		0- 0		HOME		0- 0		0- 1		6- 0							
6- 1		0- 0		0- 0		AWAY		0- 0		0- 0		6- 1							
2- 1		0- 0		0- 0		NEUTRAL		0- 0		0- 1		2- 0							
4- 12		0- 0		0- 0		CONFERENCE		2- 8		0- 4		2- 0							
2- 6		0- 0		0- 0		HOME		1- 4		0- 2		1- 0							
2- 6		0- 0		0- 0		AWAY		1- 4		0- 2		1- 0							
0- 0		0- 0		0- 0		NEUTRAL		0- 0		0- 0		0- 0							
RPI	S	Opponent		Score	RPI	S	Opponent		Score	RPI	S	Opponent		Score	RPI	S	Opponent		Score
							51	A James Madison	1 3			104	A Col. of Charleston	0 3					
							51	H James Madison	1 3			104	H Col. of Charleston	1 3					
							59	A Hofstra	0 3			106	A UNCW	0 3					
							59	H Hofstra	2 3			106	H UNCW	2 3					
							73	A Towson	2 3			111	H High Point	1 3					
							73	H Towson	1 3			135	N Austin Peay	1 3					
							89	A Delaware	3 2			156	A UNCG	3 2					
							89	H Delaware	1 3			176	N Campbell	3 2					
							97	A Northeastern	2 3			208	H Wofford	3 2					
							97	H Northeastern	3 2			213	H Youngstown St.	3 1					
												230	A William & Mary	3 0					
												230	H William & Mary	3 0					
												237	A Davidson	3 1					
												281	A Charlotte	1 3					
												284	H Gardner-Webb	3 1					
												285	A Charleston So.	3 0					
												302	A The Citadel	3 0					
												308	A N.C. A&T	3 0					
												320	H Norfolk St.	3 0					
												322	A N.C. Central	3 0					
												322	H N.C. Central	3 0					
												328	H Delaware St.	3 0					
												330	N Savannah St.	3 0					
LAST 10 GAMES																			
							97	H Northeastern	3 2			89	H Delaware	1 3					
							59	H Hofstra	2 3			73	H Towson	1 3					
							106	A UNCW	0 3			230	A William & Mary	3 0					
							104	A Col. of Charleston	0 3			51	A James Madison	1 3					
							322	H N.C. Central	3 0			104	H Col. of Charleston	1 3					

Non-Div. I Games:

Elon

Average RPI Win: 231		WON-LOST	WINNING	LAST 10	STRENGTH OF		OPP. STRENGTH	TEAM	ADJ	CONF.	ADJ CONF.
Average RPI Loss: 112		RECORD	PCT. RANK	GAMES	SCHEDULE		OF SCHEDULE	RPI	RPI	RPI	RPI
DIV. I ONLY		17- 15	.53125	157	5- 5		225	157	184	.48868	186
DIV. I NON-CONF.		9- 5	.64286	105	0- 0		285	272	195	.47584	203
TOTALS		RPI 1-25	RPI 26-50		W-L RECORDS		RPI 51-100		RPI 101-150		RPI 150+
17- 15	0- 0	0- 6		OVERALL		1- 2		2- 1		14- 6	
5- 5	0- 0	0- 3		HOME		0- 1		1- 0		4- 1	
7- 6	0- 0	0- 3		AWAY		0- 1		1- 0		6- 2	
5- 4	0- 0	0- 0		NEUTRAL		1- 0		0- 1		4- 3	
9- 5	0- 0	0- 0		NON-CONFERENCE		1- 0		0- 1		8- 4	
1- 0	0- 0	0- 0		HOME		0- 0		0- 0		1- 0	
3- 1	0- 0	0- 0		AWAY		0- 0		0- 0		3- 1	
5- 4	0- 0	0- 0		NEUTRAL		1- 0		0- 1		4- 3	
8- 10	0- 0	0- 6		CONFERENCE		0- 2		2- 0		6- 2	
4- 5	0- 0	0- 3		HOME		0- 1		1- 0		3- 1	
4- 5	0- 0	0- 3		AWAY		0- 1		1- 0		3- 1	
0- 0	0- 0	0- 0		NEUTRAL		0- 0		0- 0		0- 0	
RPI S	Opponent	Score	RPI S	Opponent	Score	RPI S	Opponent	Score	RPI S	Opponent	Score
			35 A	Wichita St.	0 3	63 A	Southern Ill.	1 3	121 N	Bowling Green	1 3
			35 H	Wichita St.	0 3	63 H	Southern Ill.	1 3	127 A	Illinois St.	3 1
			44 A	UNI	0 3	97 N	Northeastern	3 1	127 H	Illinois St.	3 0
			44 H	UNI	0 3				157 N	North Florida	2 3
			46 A	Missouri St.	0 3				159 A	Loyola Chicago	0 3
			46 H	Missouri St.	2 3				159 H	Loyola Chicago	1 3
									174 N	UMKC	2 3
									178 A	Fla. Atlantic	3 0
									211 N	Ball St.	3 0
									219 N	Weber St.	1 3
									228 A	Indiana St.	3 1
									228 H	Indiana St.	3 0
									253 A	Evansville	3 2
									253 H	Evansville	3 1
									256 N	Louisiana Tech	3 0
									264 A	Omaha	3 1
									265 A	Bradley	3 1
									265 H	Bradley	3 1
									279 N	Bethune-Cookman	3 0
									293 N	Southeast Mo. St.	3 0
									297 H	South Dakota St.	3 2
									310 A	Eastern Ill.	3 1
									317 A	Western Ill.	2 3
LAST 10 GAMES			127 A	Illinois St.	3 1	228 H	Indiana St.	3 0			
			228 A	Indiana St.	3 1	35 A	Wichita St.	0 3			
			159 H	Loyola Chicago	1 3	46 A	Missouri St.	0 3			
			265 H	Bradley	3 1	253 H	Evansville	3 1			
			44 A	UNI	0 3	63 H	Southern Ill.	1 3			

Non-Div. I Games:

Drake

Average RPI Win:	212	WON-LOST RECORD	WINNING PCT. RANK	LAST 10 GAMES	STRENGTH OF SCHEDULE	OPP. STRENGTH OF SCHEDULE	TEAM RPI	ADJ RPI	CONF. RPI	ADJ CONF. RPI	
Average RPI Loss:	122										
DIV. I ONLY	15- 19	.44118	198	5- 5	165	151	188	.48785	187	11	12
DIV. I NON-CONF.	9- 8	.52941	166	1- 0	210	209	185	.4855	185	13	13
<hr/>											
TOTALS	RPI 1-25	RPI 26-50		W-L RECORDS	RPI 51-100		RPI 101-150		RPI 150+		
15- 19	0- 0	0- 3		OVERALL	0- 4		4- 6		11- 6		
5- 7	0- 0	0- 1		HOME	0- 1		1- 2		4- 3		
8- 7	0- 0	0- 1		AWAY	0- 1		2- 3		6- 2		
2- 5	0- 0	0- 1		NEUTRAL	0- 2		1- 1		1- 1		
9- 8	0- 0	0- 1		NON-CONFERENCE	0- 2		2- 1		7- 4		
2- 2	0- 0	0- 0		HOME	0- 0		0- 0		2- 2		
5- 2	0- 0	0- 0		AWAY	0- 0		1- 1		4- 1		
2- 4	0- 0	0- 1		NEUTRAL	0- 2		1- 0		1- 1		
6- 11	0- 0	0- 2		CONFERENCE	0- 2		2- 5		4- 2		
3- 5	0- 0	0- 1		HOME	0- 1		1- 2		2- 1		
3- 5	0- 0	0- 1		AWAY	0- 1		1- 2		2- 1		
0- 1	0- 0	0- 0		NEUTRAL	0- 0		0- 1		0- 0		
RPI	S	Opponent	Score	RPI	S	Opponent	Score	RPI	S	Opponent	Score
38	N	Ohio St.	0 3	59	N	Hofstra	2 3	108	A	Northern Ky.	0 3
39	A	Cleveland St.	0 3	75	A	Green Bay	1 3	108	H	Northern Ky.	0 3
39	H	Cleveland St.	1 3	75	H	Green Bay	2 3	108	N	Northern Ky.	2 3
				78	N	New Mexico St.	0 3	119	A	Oakland	3 0
								119	H	Oakland	3 1
								121	A	Bowling Green	0 3
								135	N	Austin Peay	3 1
								149	A	Milwaukee	0 3
								149	H	Milwaukee	1 3
								150	A	Army West Point	3 2
								156	N	UNCG	1 3
								158	N	CSU Bakersfield	3 1
								177	H	Duquesne	1 3
								183	A	Ill.-Chicago	3 2
								183	H	Ill.-Chicago	3 0
								194	A	Wright St.	2 3
								194	H	Wright St.	3 2
								211	A	Ball St.	1 3
								213	A	Youngstown St.	3 1
								213	H	Youngstown St.	2 3
								217	H	Central Mich.	1 3
								234	A	Fort Wayne	3 1
								272	A	Troy	3 1
								293	H	Southeast Mo. St.	3 0
								297	H	South Dakota St.	3 0
								313	A	Chicago St.	3 0
								317	A	Western Ill.	3 0
<hr/>											
LAST 10 GAMES											
108	N	Northern Ky.	2 3	213	A	Youngstown St.	3 1	272	A	Troy	3 1
149	A	Milwaukee	0 3	39	A	Cleveland St.	0 3	293	H	Southeast Mo. St.	3 0
119	H	Oakland	3 1	234	A	Fort Wayne	3 1	297	H	South Dakota St.	3 0
75	H	Green Bay	2 3	108	H	Northern Ky.	0 3	313	A	Chicago St.	3 0
183	H	Ill.-Chicago	3 0	194	H	Wright St.	3 2	317	A	Western Ill.	3 0

Non-Div. I Games:

Valparaiso

Average RPI Win: 248		WON-LOST	WINNING	LAST 10	STRENGTH OF		OPP. STRENGTH	TEAM	ADJ	CONF.	ADJ CONF.	
Average RPI Loss: 68		RECORD	PCT. RANK	GAMES	SCHEDULE		OF SCHEDULE	RPI	RPI	RPI	RPI	
DIV. I ONLY		15- 13	.53571	147	230		168	186	.48739	188	6	6
DIV. I NON-CONF.		10- 0	1	1	333		334	192	.47848	195	9	9
<hr/>												
TOTALS		RPI 1-25		RPI 26-50		W-L RECORDS		RPI 51-100		RPI 101-150		RPI 150+
15- 13		0- 0		0- 5		OVERALL		1- 5		1- 3		13- 0
3- 7		0- 0		0- 3		HOME		0- 3		1- 1		2- 0
7- 6		0- 0		0- 2		AWAY		1- 2		0- 2		6- 0
5- 0		0- 0		0- 0		NEUTRAL		0- 0		0- 0		5- 0
10- 0		0- 0		0- 0		NON-CONFERENCE		0- 0		0- 0		10- 0
0- 0		0- 0		0- 0		HOME		0- 0		0- 0		0- 0
5- 0		0- 0		0- 0		AWAY		0- 0		0- 0		5- 0
5- 0		0- 0		0- 0		NEUTRAL		0- 0		0- 0		5- 0
5- 13		0- 0		0- 5		CONFERENCE		1- 5		1- 3		3- 0
3- 7		0- 0		0- 3		HOME		0- 3		1- 1		2- 0
2- 6		0- 0		0- 2		AWAY		1- 2		0- 2		1- 0
0- 0		0- 0		0- 0		NEUTRAL		0- 0		0- 0		0- 0
RPI	S	Opponent		Score		RPI	S	Opponent		Score		
		33	A SMU	1	3	53	A UCF	0	3	112	A South Fla.	1 3
		33	H SMU	0	3	53	H UCF	1	3	112	H South Fla.	0 3
		40	H Cincinnati	0	3	74	A Tulsa	1	3	116	A UConn	1 3
		49	A Temple	0	3	74	H Tulsa	0	3	116	H UConn	3 2
		49	H Temple	1	3	91	A Tulane	3	1	173	H Memphis	3 2
						91	H Tulane	1	3	176	A Campbell	3 2
										180	N Navy	3 1
										238	A Houston	3 0
										238	H Houston	3 1
										248	A Georgia St.	3 1
										308	A N.C. A&T	3 0
										315	N Canisius	3 0
										319	A Bucknell	3 1
										327	N Fairleigh Dickinson	3 0
										330	A Savannah St.	3 0
										333	N South Carolina St.	3 0
										333	N South Carolina St.	3 0
<hr/>												
LAST 10 GAMES												
		91	H Tulane	1	3	74	H Tulsa	0	3			
		238	H Houston	3	1	53	A UCF	0	3			
		49	A Temple	0	3	112	A South Fla.	1	3			
		116	A UConn	1	3	116	H UConn	3	2			
		33	H SMU	0	3	49	H Temple	1	3			

Non-Div. I Games:

East Carolina

Average RPI Win:	250	WON-LOST RECORD	WINNING PCT. RANK	LAST 10 GAMES	STRENGTH OF SCHEDULE	OPP. STRENGTH OF SCHEDULE	TEAM RPI	ADJ RPI	CONF. RPI	ADJ CONF. RPI	
Average RPI Loss:	104										
DIV. I ONLY		12- 20	.375 233	4- 6	111	190	192	.48594 189	25	25	
DIV. I NON-CONF.		4- 11	.26667 276	0- 0	20	78	129	.52721 123	22	22	
<hr/>											
TOTALS	RPI 1-25	RPI 26-50		W-L RECORDS	RPI 51-100		RPI 101-150		RPI 150+		
12- 20	0- 0	0- 7		OVERALL	1- 5		0- 2		11- 6		
6- 6	0- 0	0- 1		HOME	0- 2		0- 1		6- 2		
4- 8	0- 0	0- 2		AWAY	0- 2		0- 1		4- 3		
2- 6	0- 0	0- 4		NEUTRAL	1- 1		0- 0		1- 1		
4- 11	0- 0	0- 7		NON-CONFERENCE	1- 3		0- 0		3- 1		
1- 3	0- 0	0- 1		HOME	0- 1		0- 0		1- 1		
1- 3	0- 0	0- 2		AWAY	0- 1		0- 0		1- 0		
2- 5	0- 0	0- 4		NEUTRAL	1- 1		0- 0		1- 0		
8- 9	0- 0	0- 0		CONFERENCE	0- 2		0- 2		8- 5		
5- 3	0- 0	0- 0		HOME	0- 1		0- 1		5- 1		
3- 5	0- 0	0- 0		AWAY	0- 1		0- 1		3- 3		
0- 1	0- 0	0- 0		NEUTRAL	0- 0		0- 0		0- 1		
RPI S	Opponent	Score	RPI S	Opponent	Score	RPI S	Opponent	Score	RPI S	Opponent	Score
			27 H	Dayton	0 3	55 A	Indiana	0 3	107 A	Denver	2 3
			35 A	Wichita St.	0 3	57 N	Arkansas St.	0 3	107 H	Denver	1 3
			36 N	Marquette	0 3	63 H	Southern Ill.	1 3	177 H	Duquesne	1 3
			38 N	Ohio St.	0 3	75 N	Green Bay	3 2	204 A	North Dakota St.	0 3
			39 N	Cleveland St.	1 3	95 A	South Dakota	0 3	204 H	North Dakota St.	0 3
			40 N	Cincinnati	0 3	95 H	South Dakota	0 3	204 N	North Dakota St.	1 3
			46 A	Missouri St.	1 3				211 A	Ball St.	3 1
									217 H	Central Mich.	3 0
									221 A	Oral Roberts	0 3
									221 H	Oral Roberts	3 1
									234 A	Fort Wayne	0 3
									234 H	Fort Wayne	3 2
									264 A	Omaha	3 0
									264 H	Omaha	3 0
									282 N	McNeese	3 0
									297 A	South Dakota St.	3 0
									297 H	South Dakota St.	3 0
									317 A	Western Ill.	3 0
									317 H	Western Ill.	3 0
LAST 10 GAMES											
			204 N	North Dakota St.	1 3	234 A	Fort Wayne	0 3			
			221 A	Oral Roberts	0 3	107 A	Denver	2 3			
			317 A	Western Ill.	3 0	297 H	South Dakota St.	3 0			
			204 H	North Dakota St.	0 3	264 H	Omaha	3 0			
			95 H	South Dakota	0 3	234 H	Fort Wayne	3 2			

Non-Div. I Games:

IUPUI

Average RPI Win: 217		WON-LOST	WINNING	LAST 10	STRENGTH OF		OPP. STRENGTH	TEAM	ADJ	CONF.	ADJ CONF.
Average RPI Loss: 96		RECORD	PCT. RANK	GAMES	SCHEDULE		OF SCHEDULE	RPI	RPI	RPI	RPI
DIV. I ONLY		12- 17	.41379	209	4- 6		162	114	189	.48586	190
DIV. I NON-CONF.		7- 5	.58333	129	0- 0		305	216	223	.45339	223
TOTALS		RPI 1-25	RPI 26-50		W-L RECORDS		RPI 51-100		RPI 101-150		RPI 150+
12- 17	0- 0	1- 5		OVERALL		1- 7		1- 3		9- 2	
7- 4	0- 0	1- 2		HOME		1- 2		1- 0		4- 0	
2- 10	0- 0	0- 3		AWAY		0- 3		0- 3		2- 1	
3- 3	0- 0	0- 0		NEUTRAL		0- 2		0- 0		3- 1	
7- 5	0- 0	0- 0		NON-CONFERENCE		0- 2		0- 1		7- 2	
3- 0	0- 0	0- 0		HOME		0- 0		0- 0		3- 0	
1- 2	0- 0	0- 0		AWAY		0- 0		0- 1		1- 1	
3- 3	0- 0	0- 0		NEUTRAL		0- 2		0- 0		3- 1	
5- 12	0- 0	1- 5		CONFERENCE		1- 5		1- 2		2- 0	
4- 4	0- 0	1- 2		HOME		1- 2		1- 0		1- 0	
1- 8	0- 0	0- 3		AWAY		0- 3		0- 2		1- 0	
0- 0	0- 0	0- 0		NEUTRAL		0- 0		0- 0		0- 0	
RPI S	Opponent	Score	RPI S	Opponent	Score	RPI S	Opponent	Score	RPI S	Opponent	Score
			29 A	Boise St.	0 3	72 A	Wyoming	0 3	125 A	Utah Valley	1 3
			29 H	Boise St.	0 3	72 H	Wyoming	0 3	133 A	New Mexico	0 3
			32 A	UNLV	0 3	79 N	Long Beach St.	2 3	133 H	New Mexico	3 2
			32 H	UNLV	2 3	83 A	Nevada	0 3	138 A	Utah St.	0 3
			48 A	Colorado St.	0 3	83 H	Nevada	0 3	182 N	North Texas	3 1
			48 H	Colorado St.	3 2	86 N	UC Santa Barbara	0 3	207 A	Houston Baptist	1 3
						90 A	San Diego St.	0 3	238 A	Houston	3 2
						90 H	San Diego St.	3 1	249 H	Providence	3 0
									254 A	Air Force	3 2
									254 H	Air Force	3 0
									280 H	UMass Lowell	3 0
									286 N	La.-Monroe	3 0
									288 N	Cal St. Fullerton	3 2
									290 N	Southern Utah	2 3
									299 H	Manhattan	3 0
LAST 10 GAMES											
			138 A	Utah St.	0 3	133 A	New Mexico	0 3			
			29 A	Boise St.	0 3	32 A	UNLV	0 3			
			254 A	Air Force	3 2	72 H	Wyoming	0 3			
			83 H	Nevada	0 3	48 H	Colorado St.	3 2			
			90 H	San Diego St.	3 1	254 H	Air Force	3 0			

Non-Div. I Games:

San Jose St.



Average RPI Win:	208	WON-LOST	WINNING	LAST 10	STRENGTH OF	OPP. STRENGTH	TEAM	ADJ	CONF.	ADJ CONF.	
Average RPI Loss:	121	RECORD	PCT. RANK	GAMES	SCHEDULE	OF SCHEDULE	RPI	RPI	RPI	RPI	
DIV. I ONLY	12- 19	.3871	223	4- 6	130	152	191	.48393	191	15	15
DIV. I NON-CONF.	5- 8	.38462	225	0- 0	81	104	149	.51079	148	15	15
<hr/>											
TOTALS	RPI 1-25	RPI 26-50		W-L RECORDS		RPI 51-100		RPI 101-150		RPI 150+	
12- 19	0- 0	0- 2		OVERALL		1- 6		3- 6		8- 5	
7- 5	0- 0	0- 1		HOME		1- 1		1- 2		5- 1	
2- 10	0- 0	0- 0		AWAY		0- 3		1- 3		1- 4	
3- 4	0- 0	0- 1		NEUTRAL		0- 2		1- 1		2- 0	
5- 8	0- 0	0- 1		NON-CONFERENCE		1- 4		1- 3		3- 0	
2- 2	0- 0	0- 0		HOME		1- 0		0- 2		1- 0	
1- 3	0- 0	0- 0		AWAY		0- 2		0- 1		1- 0	
2- 3	0- 0	0- 1		NEUTRAL		0- 2		1- 0		1- 0	
7- 11	0- 0	0- 1		CONFERENCE		0- 2		2- 3		5- 5	
5- 3	0- 0	0- 1		HOME		0- 1		1- 0		4- 1	
1- 7	0- 0	0- 0		AWAY		0- 1		1- 2		0- 4	
1- 1	0- 0	0- 0		NEUTRAL		0- 0		0- 1		1- 0	
RPI	S	Opponent	Score	RPI	S	Opponent	Score	RPI	S	Opponent	Score
39	N	Cleveland St.	1 3	52	A	Northern Ill.	1 3	105	H	Tennessee	1 3
42	H	Miami (OH)	0 3	52	H	Northern Ill.	1 3	119	A	Oakland	0 3
				53	N	UCF	0 3	121	A	Bowling Green	0 3
				63	A	Southern Ill.	0 3	121	N	Bowling Green	1 3
				64	A	Notre Dame	0 3	132	A	Ohio	0 3
				69	H	Xavier	3 1	142	N	Seton Hall	3 0
				92	N	Northern Ariz.	1 3	144	A	Toledo	3 1
								144	H	Toledo	3 0
								149	H	Milwaukee	2 3
								198	A	Kent St.	2 3
								211	A	Ball St.	1 3
								211	H	Ball St.	1 3
								211	N	Ball St.	3 0
								217	A	Central Mich.	2 3
								217	H	Central Mich.	3 0
								228	A	Indiana St.	3 2
								234	H	Fort Wayne	3 2
								250	A	Eastern Mich.	1 3
								250	H	Eastern Mich.	3 1
								265	N	Bradley	3 1
								289	H	Akron	3 0
								306	H	Buffalo	3 1
LAST 10 GAMES											
121	N	Bowling Green	1 3	217	H	Central Mich.	3 0				
211	N	Ball St.	3 0	121	A	Bowling Green	0 3				
144	A	Toledo	3 1	52	H	Northern Ill.	1 3				
211	A	Ball St.	1 3	132	A	Ohio	0 3				
250	H	Eastern Mich.	3 1	198	A	Kent St.	2 3				

Non-Div. I Games:

Western Mich.

Average RPI Win: 269		WON-LOST RECORD		WINNING PCT. RANK		LAST 10 GAMES		STRENGTH OF SCHEDULE		OPP. STRENGTH OF SCHEDULE		TEAM RPI		ADJ RPI		CONF. RPI		ADJ CONF. RPI	
DIV. I ONLY		17- 16		.51515 172		5- 5		202		262		190		.48362 192		26		26	
DIV. I NON-CONF.		9- 7		.5625 145		0- 0		158		214		147		.5121 147		26		26	
TOTALS		RPI 1-25		RPI 26-50		W-L RECORDS		RPI 51-100		RPI 101-150		RPI 150+							
17- 16		0- 2		0- 1		OVERALL		0- 3		0- 4		17- 6							
7- 4		0- 0		0- 0		HOME		0- 2		0- 1		7- 1							
6- 7		0- 1		0- 0		AWAY		0- 0		0- 2		6- 4							
4- 5		0- 1		0- 1		NEUTRAL		0- 1		0- 1		4- 1							
9- 7		0- 2		0- 1		NON-CONFERENCE		0- 2		0- 1		9- 1							
2- 1		0- 0		0- 0		HOME		0- 1		0- 0		2- 0							
3- 2		0- 1		0- 0		AWAY		0- 0		0- 1		3- 0							
4- 4		0- 1		0- 1		NEUTRAL		0- 1		0- 0		4- 1							
8- 9		0- 0		0- 0		CONFERENCE		0- 1		0- 3		8- 5							
5- 3		0- 0		0- 0		HOME		0- 1		0- 1		5- 1							
3- 5		0- 0		0- 0		AWAY		0- 0		0- 1		3- 4							
0- 1		0- 0		0- 0		NEUTRAL		0- 0		0- 1		0- 0							
RPI S	Opponent	Score		RPI S	Opponent	Score		RPI S	Opponent	Score		RPI S	Opponent	Score					
17 N	Michigan	0	3	47 N	Georgia Tech	0	3	66 H	Rice	1	3	102 A	SIUE	0	3				
19 A	Kansas St.	0	3					93 N	Ole Miss	0	3	117 A	Butler	0	3				
								96 H	Murray St.	0	3	135 H	Austin Peay	0	3				
												135 N	Austin Peay	1	3				
												151 A	Chattanooga	3	1				
												179 A	Belmont	0	3				
												179 H	Belmont	3	2				
												194 N	Wright St.	1	3				
												195 A	Alabama St.	3	2				
												222 N	Texas Southern	3	0				
												240 A	Eastern Ky.	0	3				
												240 H	Eastern Ky.	1	3				
												263 A	UT Martin	2	3				
												269 A	Morehead St.	3	2				
												269 H	Morehead St.	4	1				
												278 H	Middle Tenn.	3	1				
												291 A	Tennessee Tech	3	0				
												291 H	Tennessee Tech	3	2				
												292 A	Jacksonville St.	3	1				
												292 H	Jacksonville St.	3	2				
												293 A	Southeast Mo. St.	1	3				
												298 N	Appalachian St.	3	1				
												305 A	Alabama A&M	3	0				
												305 H	Alabama A&M	3	0				
												305 N	Alabama A&M	3	0				
												310 H	Eastern Ill.	3	0				
												326 N	Jackson St.	3	1				
LAST 10 GAMES																			
				135 N	Austin Peay	1	3	310 H	Eastern Ill.	3	0	305 A	Alabama A&M	3	0				
				240 H	Eastern Ky.	1	3	179 H	Belmont	3	2	305 H	Alabama A&M	3	0				
				269 H	Morehead St.	4	1	135 H	Austin Peay	0	3	305 N	Alabama A&M	3	0				
				292 A	Jacksonville St.	3	1	96 H	Murray St.	0	3	310 H	Eastern Ill.	3	0				
				291 A	Tennessee Tech	3	0	293 A	Southeast Mo. St.	1	3	326 N	Jackson St.	3	1				

Non-Div. I Games:

Tennessee St.



Average RPI Win: 223		WON-LOST	WINNING	LAST 10	STRENGTH OF		OPP. STRENGTH	TEAM	ADJ	CONF.	ADJ CONF.
Average RPI Loss: 109		RECORD	PCT. RANK	GAMES	SCHEDULE		OF SCHEDULE	RPI	RPI	RPI	RPI
DIV. I ONLY		9- 20	.31034	263	1- 9		80	146	195	.48094	194
DIV. I NON-CONF.		5- 8	.38462	225	0- 0		93	180	168	.49737	167
TOTALS		RPI 1-25	RPI 26-50		W-L RECORDS		RPI 51-100		RPI 101-150		RPI 150+
9- 20	0- 0		0- 4		OVERALL		0- 3		0- 10		9- 3
2- 9	0- 0		0- 2		HOME		0- 1		0- 5		2- 1
3- 9	0- 0		0- 1		AWAY		0- 1		0- 5		3- 2
4- 2	0- 0		0- 1		NEUTRAL		0- 1		0- 0		4- 0
5- 8	0- 0		0- 2		NON-CONFERENCE		0- 1		0- 4		5- 1
0- 3	0- 0		0- 1		HOME		0- 0		0- 2		0- 0
1- 3	0- 0		0- 0		AWAY		0- 0		0- 2		1- 1
4- 2	0- 0		0- 1		NEUTRAL		0- 1		0- 0		4- 0
4- 12	0- 0		0- 2		CONFERENCE		0- 2		0- 6		4- 2
2- 6	0- 0		0- 1		HOME		0- 1		0- 3		2- 1
2- 6	0- 0		0- 1		AWAY		0- 1		0- 3		2- 1
0- 0	0- 0		0- 0		NEUTRAL		0- 0		0- 0		0- 0
RPI S	Opponent	Score	RPI S	Opponent	Score	RPI S	Opponent	Score	RPI S	Opponent	Score
			27 H	Dayton	0 3	75 A	Green Bay	0 3	102 H	SIUE	1 3
			29 N	Boise St.	0 3	75 H	Green Bay	0 3	108 A	Northern Ky.	0 3
			39 A	Cleveland St.	0 3	96 N	Murray St.	0 3	108 H	Northern Ky.	0 3
			39 H	Cleveland St.	0 3				112 A	South Fla.	0 3
									117 A	Butler	0 3
									119 A	Oakland	0 3
									119 H	Oakland	1 3
									144 H	Toledo	1 3
									149 A	Milwaukee	0 3
									149 H	Milwaukee	1 3
									183 A	Ill.-Chicago	3 1
									183 H	Ill.-Chicago	1 3
									187 A	Valparaiso	2 3
									187 H	Valparaiso	3 2
									192 N	Tennessee St.	3 1
									198 A	Kent St.	0 3
									202 N	LIU Brooklyn	3 1
									213 A	Youngstown St.	3 0
									213 H	Youngstown St.	3 0
									250 N	Eastern Mich.	3 0
									269 A	Morehead St.	3 1
									296 N	Stetson	3 0
LAST 10 GAMES											
			75 H	Green Bay	0 3	213 A	Youngstown St.	3 0			
			39 A	Cleveland St.	0 3	108 A	Northern Ky.	0 3			
			183 H	Ill.-Chicago	1 3	187 A	Valparaiso	2 3			
			149 H	Milwaukee	1 3	75 A	Green Bay	0 3			
			119 A	Oakland	0 3	39 H	Cleveland St.	0 3			

Non-Div. I Games:

Wright St.

Average RPI Win:	305	WON-LOST	WINNING	LAST 10	STRENGTH OF	OPP. STRENGTH	TEAM	ADJ	CONF.	ADJ CONF.	
Average RPI Loss:	150	RECORD	PCT. RANK	GAMES	SCHEDULE	OF SCHEDULE	RPI	RPI	RPI	RPI	
DIV. I ONLY	24- 8	.75	44	10- 0	320	323	197	.48051	195	32	32
DIV. I NON-CONF.	3- 8	.27273	274	0- 0	254	231	282	.40145	281	32	32
<hr/>											
TOTALS	RPI 1-25	RPI 26-50		W-L RECORDS		RPI 51-100		RPI 101-150		RPI 150+	
24- 8	0- 0	0- 2		OVERALL		0- 1		0- 1		24- 4	
12- 5	0- 0	0- 0		HOME		0- 1		0- 0		12- 4	
8- 1	0- 0	0- 1		AWAY		0- 0		0- 0		8- 0	
4- 2	0- 0	0- 1		NEUTRAL		0- 0		0- 1		4- 0	
<hr/>											
3- 8	0- 0	0- 2		NON-CONFERENCE		0- 1		0- 1		3- 4	
3- 5	0- 0	0- 0		HOME		0- 1		0- 0		3- 4	
0- 1	0- 0	0- 1		AWAY		0- 0		0- 0		0- 0	
0- 2	0- 0	0- 1		NEUTRAL		0- 0		0- 1		0- 0	
<hr/>											
21- 0	0- 0	0- 0		CONFERENCE		0- 0		0- 0		21- 0	
9- 0	0- 0	0- 0		HOME		0- 0		0- 0		9- 0	
8- 0	0- 0	0- 0		AWAY		0- 0		0- 0		8- 0	
4- 0	0- 0	0- 0		NEUTRAL		0- 0		0- 0		4- 0	
<hr/>											
RPI S	Opponent	Score	RPI S	Opponent	Score	RPI S	Opponent	Score	RPI S	Opponent	Score
			31 A	Arizona	0 3	73 H	Towson	0 3	115 N	Pepperdine	0 3
			33 N	SMU	0 3				192 H	Tennessee St.	2 3
									210 H	UMES	0 3
									222 A	Texas Southern	3 1
									222 H	Texas Southern	3 0
									222 N	Texas Southern	3 1
									272 H	Troy	1 3
									277 H	UAB	0 3
									295 A	Southern U.	3 0
									295 H	Southern U.	3 0
									305 A	Alabama A&M	3 0
									305 H	Alabama A&M	3 1
									305 N	Alabama A&M	3 0
									307 A	Prairie View	3 0
									307 H	Prairie View	3 0
									308 H	N.C. A&T	3 2
									313 H	Chicago St.	3 1
									314 H	Ark.-Pine Bluff	3 0
									314 N	Ark.-Pine Bluff	3 0
									325 A	Grambling	3 0
									325 H	Grambling	3 0
									325 N	Grambling	3 0
									326 A	Jackson St.	3 1
									326 H	Jackson St.	3 0
									330 H	Savannah St.	3 0
									332 A	Alcorn	3 0
									332 H	Alcorn	3 0

Non-Div. I Games:

Alabama St.

RPI	S	Opponent	Score	
334	A	Mississippi Val.	3	0
334	H	Mississippi Val.	3	0

Alabama St.

A  
l  
a  
b  
a  
m  
a  
S  
t  
.

A  
l  
a  
b  
a  
m  
a  
S  
t  
.

Average RPI Win:	251	WON-LOST	WINNING	LAST 10	STRENGTH OF	OPP. STRENGTH	TEAM	ADJ	CONF.	ADJ CONF.	
Average RPI Loss:	137	RECORD	PCT. RANK	GAMES	SCHEDULE	OF SCHEDULE	RPI	RPI	RPI	RPI	
DIV. I ONLY	16- 14	.53333	150	4- 6	250	222	194	.48044	196	22	22
DIV. I NON-CONF.	9- 4	.69231	74	0- 0	208	245	130	.52359	130	19	19
<hr/>											
TOTALS	RPI 1-25	RPI 26-50		W-L RECORDS	RPI 51-100		RPI 101-150		RPI 150+		
16- 14	0- 0	0- 2		OVERALL	0- 5		1- 1		15- 6		
8- 3	0- 0	0- 1		HOME	0- 1		1- 0		7- 1		
3- 9	0- 0	0- 1		AWAY	0- 2		0- 1		3- 5		
5- 2	0- 0	0- 0		NEUTRAL	0- 2		0- 0		5- 0		
<hr/>											
9- 4	0- 0	0- 0		NON-CONFERENCE	0- 2		1- 1		8- 1		
4- 0	0- 0	0- 0		HOME	0- 0		1- 0		3- 0		
0- 3	0- 0	0- 0		AWAY	0- 1		0- 1		0- 1		
5- 1	0- 0	0- 0		NEUTRAL	0- 1		0- 0		5- 0		
<hr/>											
7- 10	0- 0	0- 2		CONFERENCE	0- 3		0- 0		7- 5		
4- 3	0- 0	0- 1		HOME	0- 1		0- 0		4- 1		
3- 6	0- 0	0- 1		AWAY	0- 1		0- 0		3- 4		
0- 1	0- 0	0- 0		NEUTRAL	0- 1		0- 0		0- 0		
<hr/>											
RPI S	Opponent	Score	RPI S	Opponent	Score	RPI S	Opponent	Score	RPI S	Opponent	Score
			34 A Coastal Caro.	0	3	55 N Indiana	0	3	101 H Southern Miss.	3	2
			34 H Coastal Caro.	0	3	57 A Arkansas St.	0	3	136 A Samford	0	3
					61 A FGCU	1	3	166 H UT Arlington	1	3	
					82 H Texas St.	2	3	184 A Georgia	1	3	
					82 N Texas St.	0	3	206 H Florida A&M	3	1	
							209 A Little Rock	3	1		
							225 N Marist	3	1		
							227 A Ga. Southern	2	3		
							227 H Ga. Southern	3	0		
							228 N Indiana St.	3	2		
					236 H FIU	3	0				
					248 A Georgia St.	1	3				
					248 H Georgia St.	3	0				
					272 A Troy	1	3				
					272 H Troy	3	0				
					279 N Bethune-Cookman	3	0				
					282 N McNeese	3	2				
					283 A UL Lafayette	3	1				
					286 A La.-Monroe	2	3				
					298 A Appalachian St.	3	2				
					298 H Appalachian St.	3	1				
			LAST 10 GAMES				300 H Southeastern La.	3	2		
			82 N Texas St.	0	3	298 H Appalachian St.	3	1			
			34 A Coastal Caro.	0	3	34 H Coastal Caro.	0	3			
			298 A Appalachian St.	3	2	272 A Troy	1	3			
			283 A UL Lafayette	3	1	209 A Little Rock	3	1			
			286 A La.-Monroe	2	3	57 A Arkansas St.	0	3			

Non-Div. I Games:

South Ala.

Average RPI Win: 236		WON-LOST RECORD	WINNING PCT. RANK	LAST 10 GAMES	STRENGTH OF SCHEDULE	OPP. STRENGTH OF SCHEDULE	TEAM RPI	ADJ RPI	CONF. RPI	ADJ CONF. RPI	
Average RPI Loss: 160											
DIV. I ONLY		15- 14	.51724 162	3- 3	228	241	198	.48025 197	21	21	
DIV. I NON-CONF.		8- 4	.66667 85	0- 0	277	238	176	.49024 175	24	24	
<hr/>											
TOTALS		RPI 1-25	RPI 26-50		W-L RECORDS		RPI 51-100		RPI 101-150		RPI 150+
15- 14		0- 0	0- 0		OVERALL		1- 0		0- 5		14- 9
7- 4		0- 0	0- 0		HOME		1- 0		0- 2		6- 2
4- 7		0- 0	0- 0		AWAY		0- 0		0- 2		4- 5
4- 3		0- 0	0- 0		NEUTRAL		0- 0		0- 1		4- 2
8- 4		0- 0	0- 0		NON-CONFERENCE		1- 0		0- 1		7- 3
3- 0		0- 0	0- 0		HOME		1- 0		0- 0		2- 0
1- 2		0- 0	0- 0		AWAY		0- 0		0- 0		1- 2
4- 2		0- 0	0- 0		NEUTRAL		0- 0		0- 1		4- 1
7- 10		0- 0	0- 0		CONFERENCE		0- 0		0- 4		7- 6
4- 4		0- 0	0- 0		HOME		0- 0		0- 2		4- 2
3- 5		0- 0	0- 0		AWAY		0- 0		0- 2		3- 3
0- 1		0- 0	0- 0		NEUTRAL		0- 0		0- 0		0- 1
RPI S	Opponent	Score	RPI S	Opponent	Score	RPI S	Opponent	Score	RPI S	Opponent	Score
						73 H	Towson	3 2	103 A	ETSU	0 3
									103 H	ETSU	0 3
									112 N	South Fla.	1 3
									136 A	Samford	1 3
									136 H	Samford	0 3
									151 A	Chattanooga	0 3
									151 H	Chattanooga	0 3
									151 N	Chattanooga	1 3
									156 A	UNCG	3 1
									156 H	UNCG	3 2
									157 A	North Florida	0 3
									176 N	Campbell	1 3
									179 A	Belmont	2 3
									208 A	Wofford	2 3
									208 H	Wofford	2 3
									214 A	Furman	3 2
									214 H	Furman	3 0
									223 H	USC Upstate	3 1
									230 N	William & Mary	3 1
									236 N	FIU	3 0
									248 N	Georgia St.	3 0
									266 A	Western Caro.	2 3
									266 H	Western Caro.	3 1
									281 A	Charlotte	3 1
									302 A	The Citadel	3 1
									302 H	The Citadel	3 1
									318 N	Nicholls St.	3 0
			LAST 10 GAMES								
			151 N	Chattanooga	1 3	208 H	Wofford	2 3			
			103 H	ETSU	0 3	136 H	Samford	0 3			
			266 H	Western Caro.	3 1	151 A	Chattanooga	0 3			
			156 A	UNCG	3 1	103 A	ETSU	0 3			
			214 A	Furman	3 2	302 H	The Citadel	3 1			

Non-Div. I Games:

Mercer



RPI	S	Opponent	Score	
327	H	Fairleigh Dickinson	3	1

Mercer

M  
e  
r  
c  
e  
r

M  
e  
r  
c  
e  
r

Average RPI Win: 245		WON-LOST RECORD	WINNING PCT. RANK		LAST 10 GAMES		STRENGTH OF SCHEDULE		OPP. STRENGTH OF SCHEDULE		TEAM RPI	ADJ RPI		CONF. RPI	ADJ CONF. RPI
Average RPI Loss: 119															
DIV. I ONLY		15- 15	.5	174	4- 6		234		176		199	.47971	198	15	15
DIV. I NON-CONF.		7- 6	.53846	157	0- 0		245		181		198	.47768	198	15	15
TOTALS		RPI 1-25	RPI 26-50		W-L RECORDS		RPI 51-100		RPI 101-150		RPI 150+				
15- 15	0- 0	1- 3		OVERALL		0- 2		0- 8		14- 2					
7- 5	0- 0	1- 1		HOME		0- 1		0- 3		6- 0					
4- 7	0- 0	0- 1		AWAY		0- 1		0- 3		4- 2					
4- 3	0- 0	0- 1		NEUTRAL		0- 0		0- 2		4- 0					
7- 6	0- 0	0- 2		NON-CONFERENCE		0- 1		0- 2		7- 1					
2- 2	0- 0	0- 1		HOME		0- 0		0- 1		2- 0					
1- 2	0- 0	0- 0		AWAY		0- 1		0- 0		1- 1					
4- 2	0- 0	0- 1		NEUTRAL		0- 0		0- 1		4- 0					
8- 9	0- 0	1- 1		CONFERENCE		0- 1		0- 6		7- 1					
5- 3	0- 0	1- 0		HOME		0- 1		0- 2		4- 0					
3- 5	0- 0	0- 1		AWAY		0- 0		0- 3		3- 1					
0- 1	0- 0	0- 0		NEUTRAL		0- 0		0- 1		0- 0					
RPI	S	Opponent	Score	RPI	S	Opponent	Score	RPI	S	Opponent	Score	RPI	S	Opponent	Score
				27	N	Dayton	0 3	52	H	Northern Ill.	2 3	105	H	Tennessee	1 3
				29	H	Boise St.	0 3	53	A	UCF	1 3	121	A	Bowling Green	1 3
				42	A	Miami (OH)	0 3					121	H	Bowling Green	1 3
				42	H	Miami (OH)	3 2					132	A	Ohio	1 3
												132	H	Ohio	1 3
												135	N	Austin Peay	2 3
												144	A	Toledo	2 3
												144	N	Toledo	2 3
												191	H	Western Mich.	3 2
												194	H	Wright St.	3 0
												211	A	Ball St.	3 2
												217	H	Central Mich.	3 0
												247	N	Stony Brook	3 1
												250	A	Eastern Mich.	3 1
												253	A	Evansville	2 3
												255	H	Robert Morris	3 0
												269	A	Morehead St.	3 0
												276	N	Montana	3 0
												289	A	Akron	2 3
												289	H	Akron	3 1
												296	N	Stetson	3 1
												306	A	Buffalo	3 1
												306	H	Buffalo	3 0
												329	N	Coppin St.	3 2
				LAST 10 GAMES											
				144	N	Toledo	2 3	306	A	Buffalo	3 1				
				250	A	Eastern Mich.	3 1	289	A	Akron	2 3				
				132	H	Ohio	1 3	52	H	Northern Ill.	2 3				
				42	H	Miami (OH)	3 2	191	H	Western Mich.	3 2				
				121	H	Bowling Green	1 3	144	A	Toledo	2 3				

Non-Div. I Games:

Kent St.

Average RPI Win: 228		WON-LOST RECORD		WINNING PCT. RANK		LAST 10 GAMES		STRENGTH OF SCHEDULE		OPP. STRENGTH OF SCHEDULE		TEAM RPI		ADJ RPI		CONF. RPI		ADJ CONF. RPI					
DIV. I ONLY		13- 13		.5 174		4- 6		231		171		196		.47952 199		18		18					
DIV. I NON-CONF.		5- 4		.55556 151		0- 0		229		153		177		.4889 179		17		17					
TOTALS		RPI 1-25		RPI 26-50		W-L RECORDS		RPI 51-100		RPI 101-150		RPI 150+											
13- 13		0- 1		0- 0		OVERALL		1- 3		1- 6		11- 3											
5- 3		0- 0		0- 0		HOME		1- 1		0- 1		4- 1											
3- 8		0- 0		0- 0		AWAY		0- 2		0- 4		3- 2											
5- 2		0- 1		0- 0		NEUTRAL		0- 0		1- 1		4- 0											
5- 4		0- 1		0- 0		NON-CONFERENCE		0- 1		1- 0		4- 2											
0- 0		0- 0		0- 0		HOME		0- 0		0- 0		0- 0											
0- 3		0- 0		0- 0		AWAY		0- 1		0- 0		0- 2											
5- 1		0- 1		0- 0		NEUTRAL		0- 0		1- 0		4- 0											
8- 9		0- 0		0- 0		CONFERENCE		1- 2		0- 6		7- 1											
5- 3		0- 0		0- 0		HOME		1- 1		0- 1		4- 1											
3- 5		0- 0		0- 0		AWAY		0- 1		0- 4		3- 0											
0- 1		0- 0		0- 0		NEUTRAL		0- 0		0- 1		0- 0											
RPI	S	Opponent		Score		RPI	S	Opponent		Score		RPI	S	Opponent		Score							
6	N	Kansas		0 3								72	A	Wyoming		0 3							
												92	H	Northern Ariz.		3 1							
												98	A	North Dakota		0 3							
												98	H	North Dakota		1 3							
												110	A	Sacramento St.		0 3							
												110	N	Sacramento St.		2 3							
												126	A	Idaho St.		0 3							
												136	N	Samford		3 2							
												143	A	Northern Colo.		0 3							
												143	H	Northern Colo.		1 3							
												148	A	Portland St.		2 3							
												154	N	CSUN		3 0							
												164	A	Mississippi St.		0 3							
												205	A	Idaho		3 2							
												205	H	Idaho		1 3							
												219	H	Weber St.		3 2							
												240	N	Eastern Ky.		3 2							
												259	A	Montana St.		3 1							
												259	H	Montana St.		3 1							
												267	N	Lamar University		3 0							
												276	A	Montana		3 1							
												276	H	Montana		3 0							
												288	N	Cal St. Fullerton		3 0							
												290	H	Southern Utah		3 0							
												294	A	Grand Canyon		0 3							
						LAST 10 GAMES																	
						110	N	Sacramento St.		2 3		205	H	Idaho		1 3							
						276	H	Montana		3 0		219	H	Weber St.		3 2							
						259	H	Montana St.		3 1		110	A	Sacramento St.		0 3							
						143	A	Northern Colo.		0 3		148	A	Portland St.		2 3							
						98	A	North Dakota		0 3		205	A	Idaho		3 2							

Non-Div. I Games:

Eastern Wash.

Average RPI Win: 219		WON-LOST	WINNING	LAST 10	STRENGTH OF		OPP. STRENGTH	TEAM	ADJ	CONF.	ADJ CONF.
Average RPI Loss: 132		RECORD	PCT. RANK	GAMES	SCHEDULE		OF SCHEDULE	RPI	RPI	RPI	RPI
DIV. I ONLY		9- 14	.3913	222	5- 5		145	186	200	.47907	200
DIV. I NON-CONF.		2- 7	.22222	285	0- 0		155	107	242	.43644	242
TOTALS		RPI 1-25	RPI 26-50		W-L RECORDS		RPI 51-100		RPI 101-150		RPI 150+
9- 14	0- 0	0- 0		OVERALL		1- 6		0- 3		8- 5	
6- 5	0- 0	0- 0		HOME		1- 2		0- 0		5- 3	
3- 6	0- 0	0- 0		AWAY		0- 3		0- 1		3- 2	
0- 3	0- 0	0- 0		NEUTRAL		0- 1		0- 2		0- 0	
2- 7	0- 0	0- 0		NON-CONFERENCE		0- 3		0- 3		2- 1	
2- 2	0- 0	0- 0		HOME		0- 1		0- 0		2- 1	
0- 2	0- 0	0- 0		AWAY		0- 1		0- 1		0- 0	
0- 3	0- 0	0- 0		NEUTRAL		0- 1		0- 2		0- 0	
7- 7	0- 0	0- 0		CONFERENCE		1- 3		0- 0		6- 4	
4- 3	0- 0	0- 0		HOME		1- 1		0- 0		3- 2	
3- 4	0- 0	0- 0		AWAY		0- 2		0- 0		3- 2	
0- 0	0- 0	0- 0		NEUTRAL		0- 0		0- 0		0- 0	
RPI S	Opponent	Score	RPI S	Opponent	Score	RPI S	Opponent	Score	RPI S	Opponent	Score
						59 N	Duke	0 3	115 N	Pepperdine	2 3
						65 A	Loyola Marymount	0 3	131 N	Arizona St.	0 3
						77 A	Princeton	0 3	139 A	New Hampshire	0 3
						77 H	Princeton	2 3	164 A	Columbia	1 3
						94 A	Yale	1 3	164 H	Columbia	3 0
						94 H	Yale	3 2	184 H	Georgia	0 3
						97 H	Northeastern	1 3	203 A	Cornell	3 1
									203 H	Cornell	2 3
									218 A	Penn	1 3
									218 H	Penn	0 3
									231 H	Boston College	3 2
									243 A	Dartmouth	3 0
									243 H	Dartmouth	3 1
									261 A	Brown	3 1
									261 H	Brown	3 2
									270 H	Siena	3 0
LAST 10 GAMES											
						261 H	Brown	3 2	218 H	Penn	0 3
						94 H	Yale	3 2	243 H	Dartmouth	3 1
						164 A	Columbia	1 3	203 H	Cornell	2 3
						203 A	Cornell	3 1	164 H	Columbia	3 0
						77 H	Princeton	2 3	94 A	Yale	1 3

Non-Div. I Games:

Harvard

Average RPI Win:	276	WON-LOST	WINNING	LAST 10	STRENGTH OF	OPP. STRENGTH	TEAM	ADJ	CONF.	ADJ CONF.				
Average RPI Loss:	65	RECORD	PCT. RANK	GAMES	SCHEDULE	OF SCHEDULE	RPI	RPI	RPI	RPI				
DIV. I ONLY		4- 27	.12903	324	0- 10	13	48	201	.47883	201	1	1		
DIV. I NON-CONF.		4- 9	.30769	257	0- 0	73	257	187	.48301	187	1	1		
-----														
TOTALS	RPI 1-25	RPI 26-50		W-L RECORDS		RPI 51-100		RPI 101-150		RPI 150+				
4- 27	0- 10	0- 4		OVERALL		0- 6		0- 5		4- 2				
0- 11	0- 5	0- 0		HOME		0- 3		0- 2		0- 1				
1- 12	0- 5	0- 3		AWAY		0- 3		0- 1		1- 0				
3- 4	0- 0	0- 1		NEUTRAL		0- 0		0- 2		3- 1				
4- 9	0- 0	0- 2		NON-CONFERENCE		0- 2		0- 3		4- 2				
0- 3	0- 0	0- 0		HOME		0- 1		0- 1		0- 1				
1- 2	0- 0	0- 1		AWAY		0- 1		0- 0		1- 0				
3- 4	0- 0	0- 1		NEUTRAL		0- 0		0- 2		3- 1				
0- 18	0- 10	0- 2		CONFERENCE		0- 4		0- 2		0- 0				
0- 8	0- 5	0- 0		HOME		0- 2		0- 1		0- 0				
0- 10	0- 5	0- 2		AWAY		0- 2		0- 1		0- 0				
0- 0	0- 0	0- 0		NEUTRAL		0- 0		0- 0		0- 0				
-----														
RPI S	Opponent	Score	RPI S	Opponent	Score	RPI S	Opponent	Score	RPI S	Opponent	Score			
1 A	Wisconsin	0 3	38 A	Ohio St.	0 3	55 A	Indiana	1 3	128 N	Albany (NY)	0 3			
1 H	Wisconsin	0 3	39 N	Cleveland St.	0 3	55 H	Indiana	0 3	139 N	New Hampshire	1 3			
3 H	Nebraska	0 3	49 A	Temple	0 3	68 A	Iowa	1 3	141 A	Maryland	0 3			
4 A	Minnesota	0 3	50 A	Illinois	0 3	68 H	Iowa	0 3	141 H	Maryland	0 3			
14 A	Michigan St.	0 3				77 H	Princeton	0 3	142 H	Seton Hall	2 3			
14 H	Michigan St.	0 3				94 A	Yale	2 3	171 N	St. John's (NY)	0 3			
17 H	Michigan	0 3							181 H	Seattle U	0 3			
22 A	Purdue	0 3							232 A	Bryant	3 0			
23 A	Penn St.	0 3							268 N	Rider	3 1			
23 H	Penn St.	0 3							287 N	Hartford	3 0			
									316 N	Iona	3 1			
-----														
LAST 10 GAMES														
55 H Indiana						0	3	68 H Iowa					0	3
68 A Iowa						1	3	1 A Wisconsin					0	3
141 A Maryland						0	3	4 A Minnesota					0	3
38 A Ohio St.						0	3	141 H Maryland					0	3
3 H Nebraska						0	3	14 A Michigan St.					0	3

Non-Div. I Games:

Rutgers

Average RPI Win:		279	WON-LOST RECORD		WINNING PCT. RANK		LAST 10 GAMES		STRENGTH OF SCHEDULE		OPP. STRENGTH OF SCHEDULE		TEAM RPI		ADJ RPI		CONF. RPI		ADJ CONF. RPI		
DIV. I ONLY			15- 14		.51724 162		8- 2		221		276		202		.47865 202		29		29		
DIV. I NON-CONF.			3- 10		.23077 282		0- 0		171		109		251		.43091 250		29		29		
TOTALS		RPI 1-25		RPI 26-50		W-L RECORDS		RPI 51-100		RPI 101-150		RPI 150+									
15- 14		0- 2		0- 1		OVERALL		0- 1		0- 3		15- 7									
8- 3		0- 1		0- 0		HOME		0- 0		0- 1		8- 1									
5- 7		0- 0		0- 1		AWAY		0- 0		0- 1		5- 5									
2- 4		0- 1		0- 0		NEUTRAL		0- 1		0- 1		2- 1									
3- 10		0- 2		0- 1		NON-CONFERENCE		0- 1		0- 3		3- 3									
2- 2		0- 1		0- 0		HOME		0- 0		0- 1		2- 0									
0- 4		0- 0		0- 1		AWAY		0- 0		0- 1		0- 2									
1- 4		0- 1		0- 0		NEUTRAL		0- 1		0- 1		1- 1									
12- 4		0- 0		0- 0		CONFERENCE		0- 0		0- 0		12- 4									
6- 1		0- 0		0- 0		HOME		0- 0		0- 0		6- 1									
5- 3		0- 0		0- 0		AWAY		0- 0		0- 0		5- 3									
1- 0		0- 0		0- 0		NEUTRAL		0- 0		0- 0		1- 0									
RPI	S	Opponent		Score		RPI	S	Opponent		Score		RPI	S	Opponent		Score					
5	H	Florida		0	3	38	A	Ohio St.		0	3	72	N	Wyoming		0	3				
8	N	BYU		0	3							107	H	Denver		0	3				
												112	A	South Fla.		0	3				
												129	N	Fresno St.		2	3				
												162	A	Sacred Heart		3	2				
												162	A	Sacred Heart		0	3				
												162	H	Sacred Heart		1	3				
												194	N	Wright St.		1	3				
												231	A	Boston College		0	3				
												231	A	Boston College		1	3				
												232	A	Bryant		0	3				
												232	H	Bryant		3	1				
												232	N	Bryant		3	1				
												241	A	Central Conn. St.		3	2				
												241	H	Central Conn. St.		3	1				
												255	A	Robert Morris		0	3				
												255	H	Robert Morris		3	1				
												296	N	Stetson		3	1				
												304	H	NJIT		3	1				
												304	H	NJIT		3	0				
												309	A	St. Francis Brooklyn		3	1				
												309	H	St. Francis Brooklyn		3	1				
												321	A	Saint Francis (PA)		3	2				
												321	H	Saint Francis (PA)		3	1				
												327	A	Fairleigh Dickinson		3	0				
												327	H	Fairleigh Dickinson		3	0				
						LAST 10 GAMES															
						162 A Sacred Heart						3	2	232 A Bryant						0	3
						232 N Bryant						3	1	309 H St. Francis Brooklyn						3	1
						255 H Robert Morris						3	1	162 A Sacred Heart						0	3
						321 H Saint Francis (PA)						3	1	327 A Fairleigh Dickinson						3	0
						241 A Central Conn. St.						3	2	241 H Central Conn. St.						3	1

Non-Div. I Games:

LIU Brooklyn

Average RPI Win: 233		WON-LOST	WINNING	LAST 10	STRENGTH OF		OPP. STRENGTH	TEAM	ADJ	CONF.	ADJ CONF.
Average RPI Loss: 152		RECORD	PCT. RANK	GAMES	SCHEDULE		OF SCHEDULE	RPI	RPI	RPI	RPI
DIV. I ONLY		12- 12	.5	174	6- 4		227	215	203	.47859	203
DIV. I NON-CONF.		6- 4	.6	123	1- 0		268	224	193	.47925	192
TOTALS		RPI 1-25	RPI 26-50		W-L RECORDS		RPI 51-100		RPI 101-150		RPI 150+
12- 12	0- 0	0- 0		OVERALL		0- 5		0- 1		12- 6	
5- 5	0- 0	0- 0		HOME		0- 3		0- 0		5- 2	
5- 5	0- 0	0- 0		AWAY		0- 2		0- 0		5- 3	
2- 2	0- 0	0- 0		NEUTRAL		0- 0		0- 1		2- 1	
6- 4	0- 0	0- 0		NON-CONFERENCE		0- 1		0- 1		6- 2	
2- 1	0- 0	0- 0		HOME		0- 1		0- 0		2- 0	
2- 1	0- 0	0- 0		AWAY		0- 0		0- 0		2- 1	
2- 2	0- 0	0- 0		NEUTRAL		0- 0		0- 1		2- 1	
6- 8	0- 0	0- 0		CONFERENCE		0- 4		0- 0		6- 4	
3- 4	0- 0	0- 0		HOME		0- 2		0- 0		3- 2	
3- 4	0- 0	0- 0		AWAY		0- 2		0- 0		3- 2	
0- 0	0- 0	0- 0		NEUTRAL		0- 0		0- 0		0- 0	
RPI S	Opponent	Score	RPI S	Opponent	Score	RPI S	Opponent	Score	RPI S	Opponent	Score
						51 H	James Madison	0 3	119 N	Oakland	1 3
						77 A	Princeton	2 3	164 A	Columbia	2 3
						77 H	Princeton	0 3	164 H	Columbia	3 1
						94 A	Yale	1 3	169 H	Colgate	3 1
						94 H	Yale	1 3	174 A	UMKC	0 3
									200 A	Harvard	3 2
									200 H	Harvard	1 3
									214 A	Binghamton	3 2
									218 A	Penn	3 2
									218 H	Penn	3 2
									225 H	Marist	3 1
									243 A	Dartmouth	2 3
									243 H	Dartmouth	3 0
									261 A	Brown	3 1
									261 H	Brown	2 3
									264 N	Omaha	3 1
									265 N	Bradley	0 3
									306 N	Buffalo	3 1
									319 A	Bucknell	3 0
LAST 10 GAMES											
						218 A	Penn	3 2	94 A	Yale	1 3
						77 A	Princeton	2 3	164 H	Columbia	3 1
						243 H	Dartmouth	3 0	200 A	Harvard	3 2
						200 H	Harvard	1 3	243 A	Dartmouth	2 3
						261 A	Brown	3 1	214 A	Binghamton	3 2

Non-Div. I Games:

Cornell

Average RPI Win: 241		WON-LOST	WINNING	LAST 10	STRENGTH OF		OPP. STRENGTH	TEAM	ADJ	CONF.	ADJ CONF.		
Average RPI Loss: 114		RECORD	PCT. RANK	GAMES	SCHEDULE		OF SCHEDULE	RPI	RPI	RPI	RPI		
DIV. I ONLY		14- 18	.4375	199	7- 3		186	172	204	.47697	204		
DIV. I NON-CONF.		2- 12	.14286	303	0- 1		122	68	249	.43169	249		
<hr/>													
TOTALS		RPI 1-25		RPI 26-50		W-L RECORDS		RPI 51-100		RPI 101-150		RPI 150+	
14- 18		0- 0		0- 3		OVERALL		1- 6		0- 5		13- 4	
7- 5		0- 0		0- 0		HOME		1- 2		0- 1		6- 2	
5- 8		0- 0		0- 3		AWAY		0- 2		0- 2		5- 1	
2- 5		0- 0		0- 0		NEUTRAL		0- 2		0- 2		2- 1	
2- 12		0- 0		0- 3		NON-CONFERENCE		0- 4		0- 3		2- 2	
1- 3		0- 0		0- 0		HOME		0- 2		0- 0		1- 1	
0- 5		0- 0		0- 3		AWAY		0- 1		0- 1		0- 0	
1- 4		0- 0		0- 0		NEUTRAL		0- 1		0- 2		1- 1	
12- 6		0- 0		0- 0		CONFERENCE		1- 2		0- 2		11- 2	
6- 2		0- 0		0- 0		HOME		1- 0		0- 1		5- 1	
5- 3		0- 0		0- 0		AWAY		0- 1		0- 1		5- 1	
1- 1		0- 0		0- 0		NEUTRAL		0- 1		0- 0		1- 0	
RPI	S	Opponent	Score	RPI	S	Opponent	Score	RPI	S	Opponent	Score		
				30	A	Iowa St.	0 3	52	H	Northern Ill.	1 3		
				44	A	UNI	0 3	68	N	Iowa	0 3		
				48	A	Colorado St.	0 3	72	A	Wyoming	0 3		
								95	A	South Dakota	0 3		
								95	H	South Dakota	3 1		
								95	N	South Dakota	0 3		
								98	H	North Dakota	0 3		
										107	A	Denver	2 3
										107	H	Denver	2 3
										127	N	Illinois St.	0 3
										143	A	Northern Colo.	2 3
										146	N	Northwestern	1 3
										152	H	Texas Tech	2 3
										161	N	St. Mary's (CA)	1 3
										189	A	IUPUI	3 0
										189	H	IUPUI	3 0
										189	N	IUPUI	3 1
										221	A	Oral Roberts	3 1
										221	H	Oral Roberts	3 1
										234	A	Fort Wayne	3 2
										234	H	Fort Wayne	2 3
										264	A	Omaha	2 3
										264	H	Omaha	3 0
										265	H	Bradley	3 0
										276	N	Montana	3 0
										297	A	South Dakota St.	3 2
										297	H	South Dakota St.	3 1
										317	A	Western Ill.	3 1
										317	H	Western Ill.	3 0
<hr/>													
				LAST 10 GAMES									
				95	N	South Dakota	0 3	234	A	Fort Wayne	3 2		
				189	N	IUPUI	3 1	95	H	South Dakota	3 1		
				107	H	Denver	2 3	264	H	Omaha	3 0		
				297	H	South Dakota St.	3 1	317	H	Western Ill.	3 0		
				189	A	IUPUI	3 0	98	H	North Dakota	0 3		

Non-Div. I Games:

North Dakota St.



Average RPI Win: 219		WON-LOST RECORD		WINNING PCT. RANK		LAST 10 GAMES		STRENGTH OF SCHEDULE		OPP. STRENGTH OF SCHEDULE		TEAM RPI		ADJ RPI		CONF. RPI		ADJ CONF. RPI	
Average RPI Loss: 131																			
DIV. I ONLY		11- 18		.37931 228		4- 6		156		177		205		.47255 205		18		18	
DIV. I NON-CONF.		5- 7		.41667 212		0- 0		103		129		158		.50187 159		17		17	
TOTALS		RPI 1-25		RPI 26-50		W-L RECORDS		RPI 51-100		RPI 101-150		RPI 150+							
11- 18		0- 1		0- 1		OVERALL		0- 6		3- 5		8- 5							
5- 6		0- 0		0- 0		HOME		0- 3		1- 2		4- 1							
3- 10		0- 1		0- 1		AWAY		0- 2		1- 3		2- 3							
3- 2		0- 0		0- 0		NEUTRAL		0- 1		1- 0		2- 1							
5- 7		0- 1		0- 1		NON-CONFERENCE		0- 2		2- 1		3- 2							
1- 2		0- 0		0- 0		HOME		0- 1		0- 1		1- 0							
1- 3		0- 1		0- 1		AWAY		0- 0		1- 0		0- 1							
3- 2		0- 0		0- 0		NEUTRAL		0- 1		1- 0		2- 1							
6- 11		0- 0		0- 0		CONFERENCE		0- 4		1- 4		5- 3							
4- 4		0- 0		0- 0		HOME		0- 2		1- 1		3- 1							
2- 7		0- 0		0- 0		AWAY		0- 2		0- 3		2- 2							
0- 0		0- 0		0- 0		NEUTRAL		0- 0		0- 0		0- 0							
RPI S	Opponent	Score		RPI S	Opponent	Score		RPI S	Opponent	Score		RPI S	Opponent	Score					
11 A	Washington	1	3	45 A	Washington St.	0	3	70 N	Villanova	0	3	110 A	Sacramento St.	0	3				
								72 H	Wyoming	2	3	117 H	Oregon St.	0	3				
								92 H	Northern Ariz.	2	3	122 N	Fairfield	3	1				
								98 A	North Dakota	0	3	126 H	Idaho St.	3	1				
								98 A	North Dakota	1	3	133 A	New Mexico	3	2				
								98 H	North Dakota	1	3	143 A	Northern Colo.	1	3				
												143 H	Northern Colo.	1	3				
												148 A	Portland St.	1	3				
												181 A	Seattle U	2	3				
												199 A	Eastern Wash.	3	1				
												199 H	Eastern Wash.	2	3				
												210 N	UMES	3	1				
												219 A	Weber St.	1	3				
												233 N	George Washington	0	3				
												245 N	Abilene Christian	3	1				
												259 A	Montana St.	3	1				
												259 H	Montana St.	3	2				
												276 A	Montana	2	3				
												276 H	Montana	3	0				
												290 H	Southern Utah	3	2				
												291 H	Tennessee Tech	3	1				
				LAST 10 GAMES															
				98 A	North Dakota	0	3	199 A	Eastern Wash.	3	1								
				259 H	Montana St.	3	2	126 H	Idaho St.	3	1								
				276 H	Montana	3	0	148 A	Portland St.	1	3								
				98 A	North Dakota	1	3	110 A	Sacramento St.	0	3								
				143 A	Northern Colo.	1	3	199 H	Eastern Wash.	2	3								

Non-Div. I Games:

Idaho

Average RPI Win:		286	WON-LOST RECORD		WINNING PCT. RANK		LAST 10 GAMES		STRENGTH OF SCHEDULE		OPP. STRENGTH OF SCHEDULE		TEAM RPI		ADJ RPI		CONF. RPI		ADJ CONF. RPI				
Average RPI Loss:		121																					
DIV. I ONLY			17- 12		.58621 119		9- 1		287		287		206		.47204 206		31		31				
DIV. I NON-CONF.			5- 11		.3125 252		2- 0		123		124		212		.46805 212		30		30				
TOTALS		RPI 1-25		RPI 26-50		W-L RECORDS		RPI 51-100		RPI 101-150		RPI 150+											
17- 12		0- 1		0- 3		OVERALL		0- 1		0- 1		17- 6											
6- 1		0- 0		0- 1		HOME		0- 0		0- 0		6- 0											
7- 7		0- 1		0- 1		AWAY		0- 1		0- 0		7- 4											
4- 4		0- 0		0- 1		NEUTRAL		0- 0		0- 1		4- 2											
5- 11		0- 1		0- 3		NON-CONFERENCE		0- 1		0- 1		5- 5											
1- 1		0- 0		0- 1		HOME		0- 0		0- 0		1- 0											
1- 7		0- 1		0- 1		AWAY		0- 1		0- 0		1- 4											
3- 3		0- 0		0- 1		NEUTRAL		0- 0		0- 1		3- 1											
12- 1		0- 0		0- 0		CONFERENCE		0- 0		0- 0		12- 1											
5- 0		0- 0		0- 0		HOME		0- 0		0- 0		5- 0											
6- 0		0- 0		0- 0		AWAY		0- 0		0- 0		6- 0											
1- 1		0- 0		0- 0		NEUTRAL		0- 0		0- 0		1- 1											
RPI	S	Opponent		Score		RPI	S	Opponent		Score		RPI	S	Opponent		Score		RPI	S	Opponent		Score	
5	A	Florida		0	3	26	A	Florida St.		0	3	100	A	Miami (FL)		0	3	109	N	Marshall		0	3
						34	N	Coastal Caro.		0	3							157	A	North Florida		2	3
						41	H	Baylor		0	3							157	H	North Florida		3	0
																		160	N	Howard		1	3
																		184	A	Georgia		1	3
																		196	A	South Ala.		1	3
																		209	N	Little Rock		1	3
																		210	A	UMES		3	0
																		224	N	Jacksonville		3	0
																		236	A	FIU		1	3
																		236	N	FIU		3	1
																		272	A	Troy		3	1
																		279	A	Bethune-Cookman		3	1
																		279	H	Bethune-Cookman		3	0
																		300	N	Southeastern La.		3	1
																		308	A	N.C. A&T		3	0
																		308	H	N.C. A&T		3	1
																		320	N	Norfolk St.		3	0
																		322	A	N.C. Central		3	0
																		322	H	N.C. Central		3	0
																		330	A	Savannah St.		3	0
																		330	H	Savannah St.		3	0
																		333	A	South Carolina St.		3	0
																		333	H	South Carolina St.		3	0
LAST 10 GAMES																							
						160	N	Howard		1	3	279	A	Bethune-Cookman		3	1						
						210	A	UMES		3	0	157	H	North Florida		3	0						
						320	N	Norfolk St.		3	0	330	A	Savannah St.		3	0						
						308	H	N.C. A&T		3	1	333	A	South Carolina St.		3	0						
						322	H	N.C. Central		3	0	272	A	Troy		3	1						

Non-Div. I Games:

Florida A&amp;M

Average RPI Win: 242		WON-LOST	WINNING	LAST 10	STRENGTH OF		OPP. STRENGTH	TEAM	ADJ	CONF.	ADJ CONF.
Average RPI Loss: 175		RECORD	PCT. RANK	GAMES	SCHEDULE		OF SCHEDULE	RPI	RPI	RPI	RPI
DIV. I ONLY		18- 15	.54545	144	278		243	207	.47145	207	28
DIV. I NON-CONF.		9- 7	.5625	145	226		201	181	.48834	181	25
TOTALS		RPI 1-25	RPI 26-50		W-L RECORDS		RPI 51-100		RPI 101-150		RPI 150+
18- 15	0- 0	0- 0		OVERALL		0- 3		2- 3		16- 9	
12- 6	0- 0	0- 0		HOME		0- 1		2- 1		10- 4	
6- 7	0- 0	0- 0		AWAY		0- 2		0- 0		6- 5	
0- 2	0- 0	0- 0		NEUTRAL		0- 0		0- 2		0- 0	
9- 7	0- 0	0- 0		NON-CONFERENCE		0- 1		1- 3		8- 3	
7- 3	0- 0	0- 0		HOME		0- 0		1- 1		6- 2	
2- 2	0- 0	0- 0		AWAY		0- 1		0- 0		2- 1	
0- 2	0- 0	0- 0		NEUTRAL		0- 0		0- 2		0- 0	
9- 8	0- 0	0- 0		CONFERENCE		0- 2		1- 0		8- 6	
5- 3	0- 0	0- 0		HOME		0- 1		1- 0		4- 2	
4- 5	0- 0	0- 0		AWAY		0- 1		0- 0		4- 4	
0- 0	0- 0	0- 0		NEUTRAL		0- 0		0- 0		0- 0	
RPI S	Opponent	Score	RPI S	Opponent	Score	RPI S	Opponent	Score	RPI S	Opponent	Score
						62 A	A&M-Corpus Christi	1 <span>3</span>	133 N	New Mexico	1 <span>3</span>
						62 H	A&M-Corpus Christi	1 <span>3</span>	134 H	Sam Houston St.	3 0
						66 A	Rice	0 <span>3</span>	136 N	Samford	1 <span>3</span>
									143 H	Northern Colo.	1 <span>3</span>
									144 H	Toledo	3 1
									157 H	North Florida	3 1
									166 A	UT Arlington	2 <span>3</span>
									168 H	SFA	0 <span>3</span>
									190 H	San Jose St.	3 1
									212 A	Central Ark.	1 <span>3</span>
									212 H	Central Ark.	3 1
									218 H	Penn	3 0
									219 H	Weber St.	0 <span>3</span>
									222 A	Texas Southern	3 1
									238 A	Houston	3 0
									238 H	Houston	0 <span>3</span>
									245 A	Abilene Christian	1 <span>3</span>
									245 H	Abilene Christian	3 0
									246 A	Incarnate Word	2 <span>3</span>
									246 H	Incarnate Word	3 2
									251 H	Northwestern St.	3 1
									267 A	Lamar University	2 <span>3</span>
									267 H	Lamar University	2 <span>3</span>
									282 A	McNeese	3 2
									283 H	UL Lafayette	3 2
									286 H	La.-Monroe	3 0
									300 A	Southeastern La.	3 2
LAST 10 GAMES											
			212 A	Central Ark.	1 <span>3</span>	168 H	SFA	0 <span>3</span>			
			62 H	A&M-Corpus Christi	1 <span>3</span>	134 H	Sam Houston St.	3 0			
			246 H	Incarnate Word	3 2	318 A	Nicholls St.	3 2			
			245 A	Abilene Christian	1 <span>3</span>	282 A	McNeese	3 2			
			267 A	Lamar University	2 <span>3</span>	246 A	Incarnate Word	2 <span>3</span>			

Non-Div. I Games:

Houston Baptist

RPI	S	Opponent	Score	
307	H	Prairie View	3	0
318	A	Nicholls St.	3	2
324	A	New Orleans	3	0

Houston Baptist

H  
o  
u  
s  
t  
o  
n  
B  
a  
p  
t  
i  
s  
t

H  
o  
u  
s  
t  
o  
n  
B  
a  
p  
t  
i  
s  
t

Average RPI Win: 255		WON-LOST RECORD		WINNING PCT. RANK		LAST 10 GAMES		STRENGTH OF SCHEDULE		OPP. STRENGTH OF SCHEDULE		TEAM RPI		ADJ RPI		CONF. RPI		ADJ CONF. RPI	
DIV. I ONLY		17- 15		.53125 157		5- 5		276		227		208		.4706 208		21		21	
DIV. I NON-CONF.		8- 7		.53333 164		1- 0		319		226		256		.42846 255		24		24	
TOTALS		RPI 1-25		RPI 26-50		W-L RECORDS		RPI 51-100		RPI 101-150		RPI 150+							
17- 15		0- 0		0- 0		OVERALL		0- 0		1- 8		16- 7							
6- 4		0- 0		0- 0		HOME		0- 0		1- 1		5- 3							
7- 7		0- 0		0- 0		AWAY		0- 0		0- 3		7- 4							
4- 4		0- 0		0- 0		NEUTRAL		0- 0		0- 4		4- 0							
8- 7		0- 0		0- 0		NON-CONFERENCE		0- 0		0- 4		8- 3							
1- 1		0- 0		0- 0		HOME		0- 0		0- 0		1- 1							
3- 2		0- 0		0- 0		AWAY		0- 0		0- 0		3- 2							
4- 4		0- 0		0- 0		NEUTRAL		0- 0		0- 4		4- 0							
9- 8		0- 0		0- 0		CONFERENCE		0- 0		1- 4		8- 4							
5- 3		0- 0		0- 0		HOME		0- 0		1- 1		4- 2							
4- 5		0- 0		0- 0		AWAY		0- 0		0- 3		4- 2							
0- 0		0- 0		0- 0		NEUTRAL		0- 0		0- 0		0- 0							
RPI S	Opponent	Score		RPI S	Opponent	Score		RPI S	Opponent	Score		RPI S	Opponent	Score					
										103 A	ETSU			0	3				
										103 H	ETSU			0	3				
										106 N	UNCW			2	3				
										111 N	High Point			0	3				
										111 N	High Point			1	3				
										132 N	Ohio			0	3				
										136 A	Samford			0	3				
										136 A	Samford			0	3				
										136 H	Samford			3	1				
										151 A	Chattanooga			0	3				
										151 H	Chattanooga			3	1				
										156 A	UNCG			0	3				
										156 H	UNCG			0	3				
										185 A	Elon			2	3				
										197 A	Mercer			3	2				
										197 H	Mercer			3	2				
										214 A	Furman			3	0				
										214 H	Furman			1	3				
										223 H	USC Upstate			2	3				
										226 A	Clemson			2	3				
										230 N	William & Mary			3	2				
										238 A	Wake Forest			3	2				
										266 A	Western Caro.			3	0				
										266 H	Western Caro.			3	1				
										281 N	Charlotte			3	1				
										298 A	Appalachian St.			3	2				
										301 A	Presbyterian			3	1				
LAST 10 GAMES																			
	136 A	Samford	0	3		103 A	ETSU	0	3		266 A	Western Caro.		3	0				
	136 A	Samford	0	3		301 A	Presbyterian	3	1		266 H	Western Caro.		3	1				
	302 H	The Citadel	3	1		266 H	Western Caro.	3	1		281 N	Charlotte		3	1				
	151 H	Chattanooga	3	1		156 A	UNCG	0	3		298 A	Appalachian St.		3	2				
	197 A	Mercer	3	2		214 H	Furman	1	3		301 A	Presbyterian		3	1				

Non-Div. I Games:

Wofford

RPI	S	Opponent	Score	
301	H	Presbyterian	3	0
302	A	The Citadel	3	1
302	H	The Citadel	3	1
320	N	Norfolk St.	3	0
328	N	Delaware St.	3	0

Wofford

W  
o  
f  
f  
o  
r  
d

W  
o  
f  
f  
o  
r  
d

Average RPI Win:	251	WON-LOST RECORD	WINNING PCT. RANK	LAST 10 GAMES		STRENGTH OF SCHEDULE	OPP. STRENGTH OF SCHEDULE	TEAM RPI	ADJ RPI	CONF. RPI	ADJ CONF. RPI	
DIV. I ONLY		12- 18	.4    215	5- 5		176	196	209	.46939	209	22	22
DIV. I NON-CONF.		4- 9	.30769    257	0- 0		130	167	220	.46169	220	19	19
<hr/>												
TOTALS	RPI 1-25	RPI 26-50		W-L RECORDS		RPI 51-100		RPI 101-150		RPI 150+		
12- 18	0- 0	0- 4		OVERALL		1- 5		0- 0		11- 9		
5- 6	0- 0	0- 0		HOME		1- 2		0- 0		4- 4		
5- 8	0- 0	0- 3		AWAY		0- 2		0- 0		5- 3		
2- 4	0- 0	0- 1		NEUTRAL		0- 1		0- 0		2- 2		
<hr/>												
4- 9	0- 0	0- 3		NON-CONFERENCE		0- 2		0- 0		4- 4		
2- 2	0- 0	0- 0		HOME		0- 1		0- 0		2- 1		
0- 3	0- 0	0- 2		AWAY		0- 0		0- 0		0- 1		
2- 4	0- 0	0- 1		NEUTRAL		0- 1		0- 0		2- 2		
<hr/>												
8- 9	0- 0	0- 1		CONFERENCE		1- 3		0- 0		7- 5		
3- 4	0- 0	0- 0		HOME		1- 1		0- 0		2- 3		
5- 5	0- 0	0- 1		AWAY		0- 2		0- 0		5- 2		
0- 0	0- 0	0- 0		NEUTRAL		0- 0		0- 0		0- 0		
<hr/>												
RPI	S	Opponent	Score	RPI	S	Opponent	Score	RPI	S	Opponent	Score	
				26	A	Florida St.	0    3					
				33	A	SMU	0    3					
				34	A	Coastal Caro.	0    3					
				41	N	Baylor	0    3					
								57	A	Arkansas St.	0    3	
								57	H	Arkansas St.	1    3	
								67	N	UTSA	0    3	
								82	A	Texas St.	0    3	
								82	H	Texas St.	3    1	
								99	H	Oklahoma	1    3	

**Non-Div. I Games:**

Little Rock





Average RPI Win: 226		WON-LOST RECORD		WINNING PCT. RANK		LAST 10 GAMES		STRENGTH OF SCHEDULE		OPP. STRENGTH OF SCHEDULE		TEAM RPI		ADJ RPI		CONF. RPI		ADJ CONF. RPI				
DIV. I ONLY		13- 18		.41935 206		5- 5		210		163		212		.46837 211		15		15				
DIV. I NON-CONF.		4- 10		.28571 269		0- 0		197		174		248		.43192 248		15		15				
TOTALS		RPI 1-25		RPI 26-50		W-L RECORDS		RPI 51-100		RPI 101-150		RPI 150+										
13- 18		0- 0		0- 2		OVERALL		0- 4		1- 5		12- 7										
6- 7		0- 0		0- 1		HOME		0- 1		0- 3		6- 2										
6- 5		0- 0		0- 1		AWAY		0- 1		1- 1		5- 2										
1- 6		0- 0		0- 0		NEUTRAL		0- 2		0- 1		1- 3										
4- 10		0- 0		0- 1		NON-CONFERENCE		0- 2		0- 2		4- 5										
2- 3		0- 0		0- 1		HOME		0- 0		0- 1		2- 1										
1- 2		0- 0		0- 0		AWAY		0- 0		0- 0		1- 2										
1- 5		0- 0		0- 0		NEUTRAL		0- 2		0- 1		1- 2										
9- 8		0- 0		0- 1		CONFERENCE		0- 2		1- 3		8- 2										
4- 4		0- 0		0- 0		HOME		0- 1		0- 2		4- 1										
5- 3		0- 0		0- 1		AWAY		0- 1		1- 1		4- 0										
0- 1		0- 0		0- 0		NEUTRAL		0- 0		0- 0		0- 1										
RPI	S	Opponent		Score		RPI	S	Opponent		Score		RPI	S	Opponent		Score						
				38 H	Ohio St.	0		3	52 A	Northern Ill.	0		3	108 N	Northern Ky.	1		3				
				42 A	Miami (OH)	0		3	52 H	Northern Ill.	2		3	117 H	Butler	0		3				
									95 N	South Dakota	1		3	121 A	Bowling Green	3		0				
									96 N	Murray St.	2		3	132 H	Ohio	2		3				
														144 A	Toledo	2		3				
														144 H	Toledo	1		3				
														156 H	UNCG	3		2				
														186 N	Drake	0		3				
														187 H	Valparaiso	3		1				
														189 H	IUPUI	1		3				
														191 A	Western Mich.	3		1				
														191 H	Western Mich.	3		1				
														191 N	Western Mich.	0		3				
														198 H	Kent St.	2		3				
														213 N	Youngstown St.	0		3				
														217 A	Central Mich.	3		2				
														217 H	Central Mich.	3		2				
														234 A	Fort Wayne	2		3				
														250 A	Eastern Mich.	3		1				
														250 H	Eastern Mich.	3		2				
														264 A	Omaha	2		3				
														269 A	Morehead St.	3		1				
														289 H	Akron	3		0				
														298 N	Appalachian St.	3		2				
														306 A	Buffalo	3		0				
LAST 10 GAMES				191 N Western Mich.				0		3	217 A Central Mich.				3		2	289 H Akron		3		0
				52 H Northern Ill.				2		3	250 A Eastern Mich.				3		1	298 N Appalachian St.		3		2
				191 H Western Mich.				3		1	42 A Miami (OH)				0		3	306 A Buffalo		3		0
				289 H Akron				3		0	121 A Bowling Green				3		0					
				144 A Toledo				2		3	132 H Ohio				2		3					

Non-Div. I Games:

Ball St.

Average RPI Win: 255		WON-LOST	WINNING	LAST 10	STRENGTH OF		OPP. STRENGTH	TEAM	ADJ		CONF.	ADJ CONF.	
Average RPI Loss: 162		RECORD	PCT. RANK	GAMES	SCHEDULE		OF SCHEDULE	RPI	RPI	RPI	RPI		
DIV. I ONLY		16- 14	.53333	150	7- 3		272	258	210	.46795	212	28	28
DIV. I NON-CONF.		6- 6	.5	168	0- 0		256	236	221	.45655	222	25	25
TOTALS		RPI 1-25	RPI 26-50		W-L RECORDS		RPI 51-100		RPI 101-150		RPI 150+		
16- 14	0- 0	0- 0		OVERALL		0- 5		1- 1		15- 8			
7- 6	0- 0	0- 0		HOME		0- 2		1- 0		6- 4			
5- 6	0- 0	0- 0		AWAY		0- 2		0- 1		5- 3			
4- 2	0- 0	0- 0		NEUTRAL		0- 1		0- 0		4- 1			
6- 6	0- 0	0- 0		NON-CONFERENCE		0- 3		0- 0		6- 3			
1- 2	0- 0	0- 0		HOME		0- 0		0- 0		1- 2			
1- 2	0- 0	0- 0		AWAY		0- 2		0- 0		1- 0			
4- 2	0- 0	0- 0		NEUTRAL		0- 1		0- 0		4- 1			
10- 8	0- 0	0- 0		CONFERENCE		0- 2		1- 1		9- 5			
6- 4	0- 0	0- 0		HOME		0- 2		1- 0		5- 2			
4- 4	0- 0	0- 0		AWAY		0- 0		0- 1		4- 3			
0- 0	0- 0	0- 0		NEUTRAL		0- 0		0- 0		0- 0			
RPI S	Opponent	Score	RPI S	Opponent	Score	RPI S	Opponent	Score	RPI S	Opponent	Score		
						53 A	UCF	1 3	134 A	Sam Houston St.	0 3		
						57 A	Arkansas St.	0 3	134 H	Sam Houston St.	3 1		
						62 H	A&M-Corpus Christi	1 3	168 A	SFA	0 3		
						62 H	A&M-Corpus Christi	0 3	168 H	SFA	3 0		
						74 N	Tulsa	1 3	173 A	Memphis	3 1		
									179 N	Belmont	2 3		
									207 A	Houston Baptist	1 3		
									207 H	Houston Baptist	3 1		
									217 N	Central Mich.	3 0		
									221 H	Oral Roberts	1 3		
									245 H	Abilene Christian	3 1		
									246 H	Incarnate Word	1 3		
									251 A	Northwestern St.	3 2		
									251 H	Northwestern St.	0 3		
									257 N	UNC Asheville	3 1		
									263 N	UT Martin	3 0		
									267 A	Lamar University	2 3		
									282 A	McNeese	3 1		
									286 H	La.-Monroe	2 3		
									300 A	Southeastern La.	3 1		
									300 H	Southeastern La.	3 0		
									313 N	Chicago St.	3 1		
									318 A	Nicholls St.	3 1		
									324 H	New Orleans	3 0		
									332 H	Alcorn	3 0		
LAST 10 GAMES													
						62 H	A&M-Corpus Christi	1 3	300 A	Southeastern La.	3 1		
						207 H	Houston Baptist	3 1	245 H	Abilene Christian	3 1		
						168 H	SFA	3 0	134 A	Sam Houston St.	0 3		
						134 H	Sam Houston St.	3 1	168 A	SFA	0 3		
						251 A	Northwestern St.	3 2	324 H	New Orleans	3 0		

Non-Div. I Games:

Central Ark.

Average RPI Win: 230		WON-LOST	WINNING	LAST 10	STRENGTH OF		OPP. STRENGTH	TEAM	ADJ	CONF.	ADJ CONF.
Average RPI Loss: 123		RECORD	PCT. RANK	GAMES	SCHEDULE		OF SCHEDULE	RPI	RPI	RPI	RPI
DIV. I ONLY		8- 22	.26667	277	1- 9		79	184	216	.46706	213
DIV. I NON-CONF.		6- 8	.42857	207	0- 0		90	256	155	.50406	154
TOTALS		RPI 1-25	RPI 26-50		W-L RECORDS		RPI 51-100		RPI 101-150		RPI 150+
8- 22	0- 0	0- 3		OVERALL		0- 5		0- 7		8- 7	
0- 9	0- 0	0- 1		HOME		0- 1		0- 3		0- 4	
5- 10	0- 0	0- 2		AWAY		0- 1		0- 4		5- 3	
3- 3	0- 0	0- 0		NEUTRAL		0- 3		0- 0		3- 0	
6- 8	0- 0	0- 1		NON-CONFERENCE		0- 3		0- 1		6- 3	
0- 1	0- 0	0- 0		HOME		0- 0		0- 0		0- 1	
3- 4	0- 0	0- 1		AWAY		0- 0		0- 1		3- 2	
3- 3	0- 0	0- 0		NEUTRAL		0- 3		0- 0		3- 0	
2- 14	0- 0	0- 2		CONFERENCE		0- 2		0- 6		2- 4	
0- 8	0- 0	0- 1		HOME		0- 1		0- 3		0- 3	
2- 6	0- 0	0- 1		AWAY		0- 1		0- 3		2- 1	
0- 0	0- 0	0- 0		NEUTRAL		0- 0		0- 0		0- 0	
RPI S	Opponent	Score	RPI S	Opponent	Score	RPI S	Opponent	Score	RPI S	Opponent	Score
			27 A	Dayton	0 3	63 N	Southern Ill.	1 3	108 A	Northern Ky.	0 3
			39 A	Cleveland St.	0 3	65 N	Loyola Marymount	0 3	108 H	Northern Ky.	1 3
			39 H	Cleveland St.	0 3	75 A	Green Bay	0 3	111 A	High Point	0 3
						75 H	Green Bay	1 3	119 A	Oakland	0 3
						96 N	Murray St.	2 3	119 H	Oakland	2 3
									149 A	Milwaukee	0 3
									149 H	Milwaukee	1 3
									156 A	UNCG	3 1
									177 H	Duquesne	2 3
									183 A	Ill.-Chicago	3 2
									183 H	Ill.-Chicago	0 3
									185 A	Elon	1 3
									187 A	Valparaiso	3 2
									187 H	Valparaiso	1 3
									194 A	Wright St.	0 3
									194 H	Wright St.	0 3
									211 N	Ball St.	3 0
									234 A	Fort Wayne	0 3
									240 N	Eastern Ky.	3 1
									255 A	Robert Morris	3 1
									289 A	Akron	3 0
									315 N	Canisius	3 1
LAST 10 GAMES											
			183 A	Ill.-Chicago	3 2		194 H	Wright St.	0 3		
			108 H	Northern Ky.	1 3		75 A	Green Bay	0 3		
			39 A	Cleveland St.	0 3		149 A	Milwaukee	0 3		
			119 A	Oakland	0 3		183 H	Ill.-Chicago	0 3		
			187 H	Valparaiso	1 3		108 A	Northern Ky.	0 3		

Non-Div. I Games:

Youngstown St.

Average RPI Win:	251	WON-LOST	WINNING	LAST 10	STRENGTH OF	OPP. STRENGTH	TEAM	ADJ	CONF.	ADJ CONF.	
Average RPI Loss:	164	RECORD	PCT. RANK	GAMES	SCHEDULE	OF SCHEDULE	RPI	RPI	RPI	RPI	
DIV. I ONLY	13- 14	.48148	187	5- 5	248	249	217	.46698	214	23	23
DIV. I NON-CONF.	6- 8	.42857	207	0- 1	233	249	233	.44968	233	23	23
<hr/>											
TOTALS	RPI 1-25	RPI 26-50		W-L RECORDS		RPI 51-100		RPI 101-150		RPI 150+	
13- 14	0- 0	0- 0		OVERALL		0- 3		2- 4		11- 7	
4- 3	0- 0	0- 0		HOME		0- 0		1- 1		3- 2	
5- 7	0- 0	0- 0		AWAY		0- 1		1- 3		4- 3	
4- 4	0- 0	0- 0		NEUTRAL		0- 2		0- 0		4- 2	
<hr/>											
6- 8	0- 0	0- 0		NON-CONFERENCE		0- 3		0- 1		6- 4	
0- 1	0- 0	0- 0		HOME		0- 0		0- 0		0- 1	
2- 3	0- 0	0- 0		AWAY		0- 1		0- 1		2- 1	
4- 4	0- 0	0- 0		NEUTRAL		0- 2		0- 0		4- 2	
<hr/>											
7- 6	0- 0	0- 0		CONFERENCE		0- 0		2- 3		5- 3	
4- 2	0- 0	0- 0		HOME		0- 0		1- 1		3- 1	
3- 4	0- 0	0- 0		AWAY		0- 0		1- 2		2- 2	
0- 0	0- 0	0- 0		NEUTRAL		0- 0		0- 0		0- 0	
<hr/>											
RPI S	Opponent	Score	RPI S	Opponent	Score	RPI S	Opponent	Score	RPI S	Opponent	Score
						78 N	New Mexico St.	1 3	104 A	Col. of Charleston	0 3
						85 N	South Carolina	0 3	128 A	Albany (NY)	3 0
						97 A	Northeastern	0 3	128 H	Albany (NY)	1 3
									139 A	New Hampshire	1 3
									139 A	New Hampshire	0 3
									139 H	New Hampshire	3 1
									171 A	St. John's (NY)	0 3
									193 A	UMBC	0 3
									193 H	UMBC	1 3
									203 H	Cornell	2 3
									241 N	Central Conn. St.	3 0
									247 A	Stony Brook	1 3
									247 H	Stony Brook	3 1
									261 A	Brown	3 1
									262 N	La Salle	0 3
									263 N	UT Martin	1 3
									270 A	Siena	3 1
									273 N	Niagara	3 0
									274 N	Fordham	3 1
									280 A	UMass Lowell	3 0
									280 H	UMass Lowell	3 2
									287 A	Hartford	3 0
									287 H	Hartford	3 0
									301 N	Presbyterian	3 1
			LAST 10 GAMES								
			139 A	New Hampshire	0 3	280 A	UMass Lowell	3 0	287 A	Hartford	3 0
			139 A	New Hampshire	1 3	128 A	Albany (NY)	3 0	301 N	Presbyterian	3 1
			247 H	Stony Brook	3 1	139 H	New Hampshire	3 1			
			193 H	UMBC	1 3	203 H	Cornell	2 3			
			287 A	Hartford	3 0	193 A	UMBC	0 3			

Non-Div. I Games:

Binghamton

Average RPI Win:	211	WON-LOST RECORD	WINNING PCT. RANK	LAST 10 GAMES	STRENGTH OF SCHEDULE	OPP. STRENGTH OF SCHEDULE	TEAM RPI	ADJ RPI	CONF. RPI	ADJ CONF. RPI	
Average RPI Loss:	154										
DIV. I ONLY		11- 19	.36667 238	3- 7	154	202	213	.46698 214	21	21	
DIV. I NON-CONF.		4- 8	.33333 244	0- 0	154	99	218	.4651 218	24	24	
<hr/>											
TOTALS	RPI 1-25	RPI 26-50		W-L RECORDS	RPI 51-100		RPI 101-150		RPI 150+		
11- 19	0- 0	0- 3		OVERALL	0- 2		3- 3		8- 11		
6- 3	0- 0	0- 0		HOME	0- 0		2- 0		4- 3		
2- 11	0- 0	0- 2		AWAY	0- 1		1- 2		1- 6		
3- 5	0- 0	0- 1		NEUTRAL	0- 1		0- 1		3- 2		
4- 8	0- 0	0- 3		NON-CONFERENCE	0- 2		1- 0		3- 3		
1- 0	0- 0	0- 0		HOME	0- 0		0- 0		1- 0		
1- 4	0- 0	0- 2		AWAY	0- 1		1- 0		0- 1		
2- 4	0- 0	0- 1		NEUTRAL	0- 1		0- 0		2- 2		
7- 11	0- 0	0- 0		CONFERENCE	0- 0		2- 3		5- 8		
5- 3	0- 0	0- 0		HOME	0- 0		2- 0		3- 3		
1- 7	0- 0	0- 0		AWAY	0- 0		0- 2		1- 5		
1- 1	0- 0	0- 0		NEUTRAL	0- 0		0- 1		1- 0		
RPI S	Opponent	Score	RPI S	Opponent	Score	RPI S	Opponent	Score	RPI S	Opponent	Score
			40 A	Cincinnati	0 3	84 N	Pacific	1 3	103 A	ETSU	1 3
			42 A	Miami (OH)	0 3	85 A	South Carolina	0 3	103 H	ETSU	3 2
			47 N	Georgia Tech	0 3				103 N	ETSU	1 3
									113 A	Auburn	3 1
									136 A	Samford	1 3
									136 H	Samford	3 1
									151 A	Chattanooga	1 3
									151 H	Chattanooga	0 3
									156 A	UNCG	0 3
									156 H	UNCG	3 1
									170 N	Liberty	1 3
									197 A	Mercer	0 3
									197 H	Mercer	2 3
									208 A	Wofford	3 1
									208 H	Wofford	0 3
									223 N	USC Upstate	3 0
									226 N	Clemson	3 2
									237 A	Davidson	0 3
									242 N	Winthrop	2 3
									266 A	Western Caro.	0 3
									266 H	Western Caro.	3 0
									281 H	Charlotte	3 1
									302 A	The Citadel	2 3
									302 H	The Citadel	3 1
									302 N	The Citadel	3 0
LAST 10 GAMES			103 N	ETSU	1 3	197 H	Mercer	2 3			
			302 N	The Citadel	3 0	266 A	Western Caro.	0 3			
			151 A	Chattanooga	1 3	151 H	Chattanooga	0 3			
			103 A	ETSU	1 3	136 A	Samford	1 3			
			136 H	Samford	3 1	208 A	Wofford	3 1			

Non-Div. I Games:

Furman

U  
T  
E  
P

UTEP

Average RPI Win: 241		WON-LOST RECORD		WINNING PCT. RANK		LAST 10 GAMES		STRENGTH OF SCHEDULE		OPP. STRENGTH OF SCHEDULE		TEAM RPI		ADJ RPI		CONF. RPI		ADJ CONF. RPI	
Average RPI Loss: 129		11- 17		.39286 219		3- 7		183		167		215		.46621 217		15		15	
DIV. I ONLY		6- 6		.5 168		0- 0		153		170		157		.50215 158		15		15	
DIV. I NON-CONF.																			
TOTALS		RPI 1-25		RPI 26-50		W-L RECORDS		RPI 51-100		RPI 101-150		RPI 150+							
11- 17		0- 2		0- 1		OVERALL		0- 4		1- 3		10- 7							
3- 5		0- 0		0- 1		HOME		0- 1		1- 2		2- 1							
3- 9		0- 1		0- 0		AWAY		0- 2		0- 1		3- 5							
5- 3		0- 1		0- 0		NEUTRAL		0- 1		0- 0		5- 1							
6- 6		0- 2		0- 0		NON-CONFERENCE		0- 2		0- 0		6- 2							
0- 0		0- 0		0- 0		HOME		0- 0		0- 0		0- 0							
1- 3		0- 1		0- 0		AWAY		0- 1		0- 0		1- 1							
5- 3		0- 1		0- 0		NEUTRAL		0- 1		0- 0		5- 1							
5- 11		0- 0		0- 1		CONFERENCE		0- 2		1- 3		4- 5							
3- 5		0- 0		0- 1		HOME		0- 1		1- 2		2- 1							
2- 6		0- 0		0- 0		AWAY		0- 1		0- 1		2- 4							
0- 0		0- 0		0- 0		NEUTRAL		0- 0		0- 0		0- 0							
RPI S	Opponent	Score		RPI S	Opponent	Score		RPI S	Opponent	Score		RPI S	Opponent	Score					
5 N	Florida	0	3	42 H	Miami (OH)	0	3	52 A	Northern Ill.	1	3	121 H	Bowling Green	0	3				
14 A	Michigan St.	0	3					52 H	Northern Ill.	0	3	132 H	Ohio	3	2				
								53 A	UCF	2	3	144 A	Toledo	0	3				
								63 N	Southern Ill.	0	3	144 H	Toledo	0	3				
												177 N	Duquesne	3	0				
												187 A	Valparaiso	3	1				
												189 A	IUPUI	0	3				
												191 A	Western Mich.	0	3				
												191 H	Western Mich.	3	2				
												198 A	Kent St.	0	3				
												211 A	Ball St.	2	3				
												211 H	Ball St.	2	3				
												212 N	Central Ark.	0	3				
												250 A	Eastern Mich.	3	2				
												250 H	Eastern Mich.	3	2				
												257 N	UNC Asheville	3	0				
												289 A	Akron	2	3				
												293 N	Southeast Mo. St.	3	1				
												297 N	South Dakota St.	3	0				
												306 A	Buffalo	3	2				
												312 N	Morgan St.	3	1				
				LAST 10 GAMES															
				132 H Ohio				144 H Toledo				0				3			
				250 A Eastern Mich.				289 A Akron				2				3			
				52 A Northern Ill.				306 A Buffalo				3				2			
				191 A Western Mich.				121 H Bowling Green				0				3			
				211 H Ball St.				42 H Miami (OH)				0				3			

Non-Div. I Games:

Central Mich.

**Non-Div. I Games:**

Penn



Average RPI Win:	256	WON-LOST RECORD	WINNING PCT. RANK	LAST 10 GAMES	STRENGTH OF SCHEDULE	OPP. STRENGTH OF SCHEDULE	TEAM RPI	ADJ RPI	CONF. RPI	ADJ CONF. RPI					
DIV. I ONLY	14- 12	.53846	146	1- 9	289	212	214	.46527	219	18	18				
DIV. I NON-CONF.	9- 1	.9	15	0- 1	323	274	152	.50438	153	17	17				
<hr/>															
TOTALS	RPI 1-25	RPI 26-50		W-L RECORDS		RPI 51-100		RPI 101-150		RPI 150+					
14- 12	0- 0	0- 0		OVERALL		0- 3		1- 7		13- 2					
3- 5	0- 0	0- 0		HOME		0- 2		1- 3		2- 0					
5- 7	0- 0	0- 0		AWAY		0- 1		0- 4		5- 2					
6- 0	0- 0	0- 0		NEUTRAL		0- 0		0- 0		6- 0					
<hr/>															
9- 1	0- 0	0- 0		NON-CONFERENCE		0- 0		0- 1		9- 0					
0- 0	0- 0	0- 0		HOME		0- 0		0- 0		0- 0					
3- 1	0- 0	0- 0		AWAY		0- 0		0- 1		3- 0					
6- 0	0- 0	0- 0		NEUTRAL		0- 0		0- 0		6- 0					
<hr/>															
5- 11	0- 0	0- 0		CONFERENCE		0- 3		1- 6		4- 2					
3- 5	0- 0	0- 0		HOME		0- 2		1- 3		2- 0					
2- 6	0- 0	0- 0		AWAY		0- 1		0- 3		2- 2					
0- 0	0- 0	0- 0		NEUTRAL		0- 0		0- 0		0- 0					
<hr/>															
RPI	S	Opponent	Score	RPI	S	Opponent	Score	RPI	S	Opponent	Score				
						92	A	Northern Ariz.	0	3	110	A	Sacramento St.	0	3
						92	H	Northern Ariz.	0	3	110	H	Sacramento St.	1	3
						98	H	North Dakota	1	3	125	A	Utah Valley	2	3
						126	A	Idaho St.	0	3					
						126	H	Idaho St.	0	3					
						143	H	Northern Colo.	2	3					
						148	A	Portland St.	0	3					
						148	H	Portland St.	3	1					
						186	N	Drake	3	1					
						199	A	Eastern Wash.	2	3					
						205	H	Idaho	3	1					
						207	A	Houston Baptist	3	0					
						238	N	Houston	3	1					
						254	N	Air Force	3	0					
						259	A	Montana St.	2	3					
						276	A	Montana	3	1					
						283	N	UL Lafayette	3	1					
						288	A	Cal St. Fullerton	3	1					
						290	A	Southern Utah	3	2					
						290	H	Southern Utah	3	0					
293	N	Southeast Mo. St.	3	1											
302	N	The Citadel	3	0											
317	A	Western Ill.	3	1											
				LAST 10 GAMES											
110 A Sacramento St.				0	3	126 H Idaho St.				0	3	317 A Western Ill.			
148 A Portland St.				0	3	199 A Eastern Wash.				2	3				
290 H Southern Utah				3	0	98 H North Dakota				1	3				
92 H Northern Ariz.				0	3	143 H Northern Colo.				2	3				
125 A Utah Valley				2	3	126 A Idaho St.				0	3				

Non-Div. I Games:

Weber St.

Average RPI Win: 207		WON-LOST RECORD		WINNING PCT. RANK		LAST 10 GAMES		STRENGTH OF SCHEDULE		OPP. STRENGTH OF SCHEDULE		TEAM RPI		ADJ RPI		CONF. RPI		ADJ CONF. RPI	
DIV. I ONLY		7- 21		.25 285		2- 8		114		53		220		.4649 220		10		9	
DIV. I NON-CONF.		1- 9		.1 309		0- 0		105		35		252		.4307 251		6		6	
TOTALS		RPI 1-25		RPI 26-50		W-L RECORDS		RPI 51-100		RPI 101-150		RPI 150+							
7- 21		0- 2		0- 6		OVERALL		1- 6		0- 4		6- 3							
4- 11		0- 1		0- 2		HOME		0- 5		0- 1		4- 2							
3- 6		0- 1		0- 3		AWAY		1- 1		0- 0		2- 1							
0- 4		0- 0		0- 1		NEUTRAL		0- 0		0- 3		0- 0							
1- 9		0- 1		0- 2		NON-CONFERENCE		0- 1		0- 4		1- 1							
1- 4		0- 1		0- 0		HOME		0- 1		0- 1		1- 1							
0- 1		0- 0		0- 1		AWAY		0- 0		0- 0		0- 0							
0- 4		0- 0		0- 1		NEUTRAL		0- 0		0- 3		0- 0							
6- 12		0- 1		0- 4		CONFERENCE		1- 5		0- 0		5- 2							
3- 7		0- 0		0- 2		HOME		0- 4		0- 0		3- 1							
3- 5		0- 1		0- 2		AWAY		1- 1		0- 0		2- 1							
0- 0		0- 0		0- 0		NEUTRAL		0- 0		0- 0		0- 0							
RPI	S	Opponent		Score		RPI	S	Opponent		Score		RPI	S	Opponent		Score			
10	A	North Carolina		0	3	26	A	Florida St.		0	3	59	H	Hofstra		0	3		
23	H	Penn St.		0	3	26	H	Florida St.		1	3	59	H	Duke		1	3		
						30	N	Iowa St.		0	3	64	H	Notre Dame		0	3		
						37	H	Pittsburgh		1	3	71	A	North Carolina St.		2	3		
						44	A	UNI		0	3	71	H	North Carolina St.		0	3		
						47	A	Georgia Tech		0	3	100	A	Miami (FL)		3	1		
												100	H	Miami (FL)		1	3		
								LAST 10 GAMES											
						167	H	Virginia Tech		1	3	231	A	Boston College		1	3		
						37	H	Pittsburgh		1	3	59	H	Duke		1	3		
						26	H	Florida St.		1	3	238	H	Wake Forest		3	2		
						100	H	Miami (FL)		1	3	10	A	North Carolina		0	3		
						229	A	Virginia		3	1	71	A	North Carolina St.		2	3		

Non-Div. I Games:

Syracuse

Average RPI Win:	246	WON-LOST	WINNING	LAST 10	STRENGTH OF	OPP. STRENGTH	TEAM	ADJ	CONF.	ADJ CONF.	
Average RPI Loss:	163	RECORD	PCT. RANK	GAMES	SCHEDULE	OF SCHEDULE	RPI	RPI	RPI	RPI	
DIV. I ONLY	17- 15	.53125	157	5- 5	294	232	221	.46309	221	25	25
DIV. I NON-CONF.	8- 6	.57143	138	0- 0	288	206	217	.46539	217	22	22
<hr/>											
TOTALS	RPI 1-25	RPI 26-50		W-L RECORDS		RPI 51-100		RPI 101-150		RPI 150+	
17- 15	0- 0	0- 0		OVERALL		0- 4		1- 2		16- 9	
6- 3	0- 0	0- 0		HOME		0- 1		1- 0		5- 2	
4- 9	0- 0	0- 0		AWAY		0- 3		0- 2		4- 4	
7- 3	0- 0	0- 0		NEUTRAL		0- 0		0- 0		7- 3	
<hr/>											
8- 6	0- 0	0- 0		NON-CONFERENCE		0- 2		0- 0		8- 4	
1- 0	0- 0	0- 0		HOME		0- 0		0- 0		1- 0	
1- 3	0- 0	0- 0		AWAY		0- 2		0- 0		1- 1	
6- 3	0- 0	0- 0		NEUTRAL		0- 0		0- 0		6- 3	
<hr/>											
9- 9	0- 0	0- 0		CONFERENCE		0- 2		1- 2		8- 5	
5- 3	0- 0	0- 0		HOME		0- 1		1- 0		4- 2	
3- 6	0- 0	0- 0		AWAY		0- 1		0- 2		3- 3	
1- 0	0- 0	0- 0		NEUTRAL		0- 0		0- 0		1- 0	
<hr/>											
RPI S	Opponent	Score	RPI S	Opponent	Score	RPI S	Opponent	Score	RPI S	Opponent	Score
						74 A	Tulsa	1 3	107 A	Denver	0 3
						95 A	South Dakota	0 3	107 A	Denver	0 3
						95 H	South Dakota	0 3	107 H	Denver	3 2
						99 A	Oklahoma	0 3	152 A	Texas Tech	1 3
									163 H	Arkansas	3 0
									168 N	SFA	2 3
									174 N	UMKC	0 3
									189 A	IUPUI	1 3
									189 H	IUPUI	3 0
									204 A	North Dakota St.	1 3
									204 H	North Dakota St.	1 3
									212 A	Central Ark.	3 1
									216 N	UTEP	3 1
									234 A	Fort Wayne	3 0
									234 H	Fort Wayne	3 0
									234 N	Fort Wayne	3 0
									245 N	Abilene Christian	3 0
									246 N	Incarnate Word	3 0
									251 N	Northwestern St.	3 2
									256 N	Louisiana Tech	1 3
									264 A	Omaha	2 3
									264 H	Omaha	2 3
									286 N	La.-Monroe	3 0
									297 A	South Dakota St.	3 2
									297 H	South Dakota St.	3 0
			317 A	Western Ill.	3 0						
			317 H	Western Ill.	3 0						
<hr/>											
			LAST 10 GAMES								
			107 A	Denver	0 3	107 A	Denver	0 3			
			234 N	Fort Wayne	3 0	317 A	Western Ill.	3 0			
			189 H	IUPUI	3 0	297 A	South Dakota St.	3 2			
			234 H	Fort Wayne	3 0	204 H	North Dakota St.	1 3			
			264 A	Omaha	2 3	95 H	South Dakota	0 3			

**Non-Div. I Games:**

Oral Roberts

RPI	S	Opponent	Score	
332	N	Alcorn	3	0

Oral Roberts

O  
r  
a  
l  
R  
o  
b  
e  
r  
t  
s

O  
r  
a  
l  
R  
o  
b  
e  
r  
t  
s

Average RPI Win: 313		WON-LOST	WINNING	LAST 10	STRENGTH OF		OPP. STRENGTH	TEAM	ADJ	CONF.	ADJ CONF.
Average RPI Loss: 182		RECORD	PCT. RANK	GAMES	SCHEDULE		OF SCHEDULE	RPI	RPI	RPI	RPI
DIV. I ONLY		21- 11	.65625	80	314		326	224	.4616	222	32
DIV. I NON-CONF.		2- 8	.2	290	237		217	289	.3935	289	32
TOTALS		RPI 1-25	RPI 26-50		W-L RECORDS		RPI 51-100		RPI 101-150		RPI 150+
21- 11	0- 0	0- 0		OVERALL		0- 1		0- 2		21- 8	
8- 2	0- 0	0- 0		HOME		0- 0		0- 0		8- 2	
9- 3	0- 0	0- 0		AWAY		0- 0		0- 0		9- 3	
4- 6	0- 0	0- 0		NEUTRAL		0- 1		0- 2		4- 3	
2- 8	0- 0	0- 0		NON-CONFERENCE		0- 1		0- 2		2- 5	
0- 1	0- 0	0- 0		HOME		0- 0		0- 0		0- 1	
0- 2	0- 0	0- 0		AWAY		0- 0		0- 0		0- 2	
2- 5	0- 0	0- 0		NEUTRAL		0- 1		0- 2		2- 2	
19- 3	0- 0	0- 0		CONFERENCE		0- 0		0- 0		19- 3	
8- 1	0- 0	0- 0		HOME		0- 0		0- 0		8- 1	
9- 1	0- 0	0- 0		AWAY		0- 0		0- 0		9- 1	
2- 1	0- 0	0- 0		NEUTRAL		0- 0		0- 0		2- 1	
RPI S	Opponent	Score	RPI S	Opponent	Score	RPI S	Opponent	Score	RPI S	Opponent	Score
						73 N	Towson	0 3	126 N	Idaho St.	1 3
									129 N	Fresno St.	0 3
									192 N	Tennessee St.	0 3
									195 A	Alabama St.	0 3
									195 H	Alabama St.	1 3
									195 N	Alabama St.	1 3
									207 H	Houston Baptist	1 3
									210 N	UMES	1 3
									238 A	Houston	1 3
									246 A	Incarnate Word	0 3
									267 N	Lamar University	3 2
									295 A	Southern U.	3 0
									295 H	Southern U.	3 0
									295 N	Southern U.	3 0
									305 A	Alabama A&M	3 1
									305 H	Alabama A&M	3 1
									307 A	Prairie View	3 1
									307 H	Prairie View	3 0
									307 N	Prairie View	3 1
									308 N	N.C. A&T	3 0
									314 A	Ark.-Pine Bluff	3 1
									314 H	Ark.-Pine Bluff	3 0
									325 A	Grambling	3 1
									325 H	Grambling	3 0
									326 A	Jackson St.	3 0
									326 A	Jackson St.	3 0
									326 H	Jackson St.	3 0
LAST 10 GAMES											
			195 N	Alabama St.	1 3	332 A	Alcorn	3 0	325 A	Grambling	3 1
			295 N	Southern U.	3 0	295 A	Southern U.	3 0	325 H	Grambling	3 0
			326 A	Jackson St.	3 0	195 A	Alabama St.	0 3	326 A	Jackson St.	3 0
			314 H	Ark.-Pine Bluff	3 0	305 A	Alabama A&M	3 1	326 A	Jackson St.	3 0
			325 H	Grambling	3 0	307 A	Prairie View	3 1	326 H	Jackson St.	3 0

Non-Div. I Games: St. Thomas (TX) 3 0

Texas Southern

RPI	S	Opponent	Score	
332	A	Alcorn	3	0
332	H	Alcorn	3	0
334	A	Mississippi Val.	3	0
334	H	Mississippi Val.	3	0

Texas Southern

T  
e  
x  
a  
s  
S  
o  
u  
t  
h  
e  
r  
n

T  
e  
x  
a  
s  
S  
o  
u  
t  
h  
e  
r  
n

Average RPI Win: 251		WON-LOST	WINNING	LAST 10	STRENGTH OF		OPP. STRENGTH	TEAM	ADJ		CONF.	ADJ CONF.
Average RPI Loss: 145		RECORD	PCT. RANK	GAMES	SCHEDULE		OF SCHEDULE	RPI	RPI		RPI	RPI
DIV. I ONLY		13- 19	.40625	214	3- 6		193	230	222		.46111	223
DIV. I NON-CONF.		7- 9	.4375	205	0- 0		236	275	235		.44791	235
TOTALS		RPI 1-25	RPI 26-50		W-L RECORDS		RPI 51-100		RPI 101-150		RPI 150+	
13- 19		0- 0	0- 0		OVERALL		0- 6		0- 5		13- 8	
5- 5		0- 0	0- 0		HOME		0- 2		0- 1		5- 2	
4- 9		0- 0	0- 0		AWAY		0- 3		0- 2		4- 4	
4- 5		0- 0	0- 0		NEUTRAL		0- 1		0- 2		4- 2	
7- 9		0- 0	0- 0		NON-CONFERENCE		0- 1		0- 3		7- 5	
2- 1		0- 0	0- 0		HOME		0- 0		0- 0		2- 1	
2- 3		0- 0	0- 0		AWAY		0- 0		0- 1		2- 2	
3- 5		0- 0	0- 0		NEUTRAL		0- 1		0- 2		3- 2	
6- 10		0- 0	0- 0		CONFERENCE		0- 5		0- 2		6- 3	
3- 4		0- 0	0- 0		HOME		0- 2		0- 1		3- 1	
2- 6		0- 0	0- 0		AWAY		0- 3		0- 1		2- 2	
1- 0		0- 0	0- 0		NEUTRAL		0- 0		0- 0		1- 0	
RPI S	Opponent	Score	RPI S	Opponent	Score	RPI S	Opponent	Score	RPI S	Opponent	Score	
						54 A Lipscomb	1	3	103 A ETSU	0	3	
						54 A Lipscomb	0	3	103 N ETSU	1	3	
						54 H Lipscomb	2	3	114 A Kennesaw St.	0	3	
						61 A FGCU	0	3	114 H Kennesaw St.	2	3	
						61 H FGCU	2	3	135 N Austin Peay	2	3	
						73 N Towson	2	3	157 A North Florida	3	0	
									157 H North Florida	0	3	
									157 N North Florida	3	1	
									170 A Liberty	0	3	
									170 N Liberty	3	2	
									197 A Mercer	1	3	
									208 A Wofford	3	2	
									214 N Furman	0	3	
									224 A Jacksonville	1	3	
									224 H Jacksonville	3	0	
									237 A Davidson	3	1	
									272 N Troy	2	3	
									281 H Charlotte	3	2	
									284 H Gardner-Webb	2	3	
									296 A Stetson	3	2	
									296 H Stetson	3	0	
									301 H Presbyterian	3	2	
						54 A Lipscomb	0	3	304 A NJIT	1	3	
						157 N North Florida	3	1	304 H NJIT	3	2	
						296 H Stetson	3	0	311 N Hampton	3	0	
						61 H FGCU	2	3	327 N Fairleigh Dickinson	3	1	
						157 A North Florida	3	0				

Non-Div. I Games: Limestone 3 0

USC Upstate

Average RPI Win: 276		WON-LOST RECORD		WINNING PCT. RANK		LAST 10 GAMES		STRENGTH OF SCHEDULE		OPP. STRENGTH OF SCHEDULE		TEAM RPI		ADJ RPI		CONF. RPI		ADJ CONF. RPI	
DIV. I ONLY		9- 19		.32143 258		5- 5		137		201		223		.4604 224		16		19	
DIV. I NON-CONF.		4- 9		.30769 257		1- 0		145		200		227		.45121 228		18		18	
TOTALS		RPI 1-25		RPI 26-50		W-L RECORDS		RPI 51-100		RPI 101-150		RPI 150+							
9- 19		0- 1		0- 1		OVERALL		0- 5		0- 5		9- 7							
4- 6		0- 0		0- 0		HOME		0- 2		0- 1		4- 3							
3- 8		0- 1		0- 0		AWAY		0- 2		0- 3		3- 2							
2- 5		0- 0		0- 1		NEUTRAL		0- 1		0- 1		2- 2							
4- 9		0- 1		0- 1		NON-CONFERENCE		0- 0		0- 3		4- 4							
1- 2		0- 0		0- 0		HOME		0- 0		0- 0		1- 2							
1- 3		0- 1		0- 0		AWAY		0- 0		0- 2		1- 0							
2- 4		0- 0		0- 1		NEUTRAL		0- 0		0- 1		2- 2							
5- 10		0- 0		0- 0		CONFERENCE		0- 5		0- 2		5- 3							
3- 4		0- 0		0- 0		HOME		0- 2		0- 1		3- 1							
2- 5		0- 0		0- 0		AWAY		0- 2		0- 1		2- 2							
0- 1		0- 0		0- 0		NEUTRAL		0- 1		0- 0		0- 0							
RPI S	Opponent	Score		RPI S	Opponent	Score		RPI S	Opponent	Score		RPI S	Opponent	Score					
5 A	Florida	0 3		42 N	Miami (OH)	0 3		54 A	Lipscomb	0 3		106 A	UNCW	1 3					
								54 H	Lipscomb	0 3		109 N	Marshall	0 3					
								61 A	FGCU	0 3		113 A	Auburn	0 3					
								61 H	FGCU	0 3		114 A	Kennesaw St.	0 3					
								61 N	FGCU	1 3		114 H	Kennesaw St.	2 3					
												157 A	North Florida	1 3					
												157 H	North Florida	2 3					
												173 N	Memphis	0 3					
												183 H	Ill.-Chicago	0 3					
												206 N	Florida A&M	0 3					
												223 A	USC Upstate	0 3					
												223 H	USC Upstate	3 1					
												237 N	Davidson	3 1					
												242 N	Winthrop	3 1					
												279 A	Bethune-Cookman	3 1					
												281 H	Charlotte	1 3					
												296 A	Stetson	3 1					
												296 H	Stetson	3 2					
												301 H	Presbyterian	3 0					
												304 A	NJIT	3 1					
												304 H	NJIT	3 0					
				LAST 10 GAMES															

Non-Div. I Games:

Jacksonville



Average RPI Win: 297		WON-LOST RECORD	WINNING PCT. RANK	LAST 10 GAMES	STRENGTH OF SCHEDULE	OPP. STRENGTH OF SCHEDULE	TEAM RPI	ADJ RPI	CONF. RPI	ADJ CONF. RPI	
Average RPI Loss: 158											
DIV. I ONLY		13- 17	.43333 200	6- 4	185	303	225	.46024 225	30	30	
DIV. I NON-CONF.		1- 10	.09091 313	1- 0	51	150	232	.44977 232	31	31	
<hr/>											
TOTALS		RPI 1-25	RPI 26-50		W-L RECORDS		RPI 51-100		RPI 101-150		RPI 150+
13- 17		0- 1	0- 0		OVERALL		0- 4		0- 4		13- 8
7- 3		0- 0	0- 0		HOME		0- 0		0- 2		7- 1
6- 7		0- 0	0- 0		AWAY		0- 2		0- 1		6- 4
0- 7		0- 1	0- 0		NEUTRAL		0- 2		0- 1		0- 3
1- 10		0- 1	0- 0		NON-CONFERENCE		0- 4		0- 2		1- 3
0- 1		0- 0	0- 0		HOME		0- 0		0- 1		0- 0
1- 3		0- 0	0- 0		AWAY		0- 2		0- 0		1- 1
0- 6		0- 1	0- 0		NEUTRAL		0- 2		0- 1		0- 2
12- 7		0- 0	0- 0		CONFERENCE		0- 0		0- 2		12- 5
7- 2		0- 0	0- 0		HOME		0- 0		0- 1		7- 1
5- 4		0- 0	0- 0		AWAY		0- 0		0- 1		5- 3
0- 1		0- 0	0- 0		NEUTRAL		0- 0		0- 0		0- 1
RPI S	Opponent	Score	RPI S	Opponent	Score	RPI S	Opponent	Score	RPI S	Opponent	Score
14 N	Michigan St.	0 3				51 N	James Madison	1 3	107 N	Denver	0 3
						55 N	Indiana	0 3	122 A	Fairfield	0 3
						61 A	FGCU	0 3	122 H	Fairfield	1 3
						90 A	San Diego St.	0 3	150 H	Army West Point	0 3
									169 N	Colgate	0 3
									196 N	South Ala.	1 3
									203 A	Cornell	1 3
									252 A	Quinnipiac	2 3
									252 H	Quinnipiac	3 0
									252 N	Quinnipiac	1 3
									268 A	Rider	0 3
									268 H	Rider	3 1
									270 A	Siena	1 3
									270 H	Siena	3 0
									273 A	Niagara	3 2
									273 H	Niagara	3 2
									299 A	Manhattan	3 0
									299 H	Manhattan	0 3
									304 A	NJIT	3 1
									315 A	Canisius	3 1
									315 H	Canisius	3 2
									316 A	Iona	3 1
									316 H	Iona	3 0
									331 A	Saint Peter's	3 0
									331 H	Saint Peter's	3 0
			LAST 10 GAMES								
			252 N	Quinnipiac	1 3	315 A	Canisius	3 1			
			268 A	Rider	0 3	273 A	Niagara	3 2			
			331 A	Saint Peter's	3 0	252 H	Quinnipiac	3 0			
			316 H	Iona	3 0	304 A	NJIT	3 1			
			299 H	Manhattan	0 3	270 A	Siena	1 3			

Non-Div. I Games:

Marist

Average RPI Win: 173		WON-LOST RECORD		WINNING PCT. RANK		LAST 10 GAMES		STRENGTH OF SCHEDULE		OPP. STRENGTH OF SCHEDULE		TEAM RPI		ADJ RPI		CONF. RPI		ADJ CONF. RPI	
DIV. I ONLY		6- 24		.2 304		0- 10		71		111		227		.45835 226		10		9	
DIV. I NON-CONF.		5- 7		.41667 212		0- 0		52		202		121		.52695 124		6		6	
TOTALS		RPI 1-25		RPI 26-50		W-L RECORDS		RPI 51-100		RPI 101-150		RPI 150+							
6- 24		0- 3		0- 4		OVERALL		0- 7		3- 0		3- 10							
4- 12		0- 1		0- 2		HOME		0- 4		2- 0		2- 5							
0- 10		0- 2		0- 2		AWAY		0- 3		0- 0		0- 3							
2- 2		0- 0		0- 0		NEUTRAL		0- 0		1- 0		1- 2							
5- 7		0- 1		0- 0		NON-CONFERENCE		0- 3		3- 0		2- 3							
3- 3		0- 0		0- 0		HOME		0- 2		2- 0		1- 1							
0- 2		0- 1		0- 0		AWAY		0- 1		0- 0		0- 0							
2- 2		0- 0		0- 0		NEUTRAL		0- 0		1- 0		1- 2							
1- 17		0- 2		0- 4		CONFERENCE		0- 4		0- 0		1- 7							
1- 9		0- 1		0- 2		HOME		0- 2		0- 0		1- 4							
0- 8		0- 1		0- 2		AWAY		0- 2		0- 0		0- 3							
0- 0		0- 0		0- 0		NEUTRAL		0- 0		0- 0		0- 0							
RPI S	Opponent		Score		RPI S	Opponent		Score		RPI S	Opponent		Score		RPI S	Opponent		Score	
10 A	North Carolina		0 3		37 A	Pittsburgh		0 3		59 A	Duke		0 3		103 H	ETSU		3 2	
10 H	North Carolina		1 3		37 H	Pittsburgh		0 3		64 H	Notre Dame		0 3		111 H	High Point		3 1	
23 A	Penn St.		0 3		47 A	Georgia Tech		0 3		71 A	North Carolina St.		0 3		140 N	Rhode Island		3 0	
					47 H	Georgia Tech		0 3		71 H	North Carolina St.		0 3		155 H	Louisville		0 3	
										85 A	South Carolina		1 3		160 N	Howard		1 3	
										91 H	Tulane		0 3		167 A	Virginia Tech		0 3	
										98 H	North Dakota		1 3		167 H	Virginia Tech		1 3	
														208 H	Wofford		3 2		
														214 N	Furman		2 3		
														220 H	Syracuse		1 3		
														229 A	Virginia		0 3		
														229 H	Virginia		1 3		
														230 H	William & Mary		2 3		
														231 H	Boston College		3 2		
														238 A	Wake Forest		2 3		
														242 N	Winthrop		3 2		
					LAST 10 GAMES														
					155 H	Louisville		0 3		37 H	Pittsburgh		0 3						
					64 H	Notre Dame		0 3		229 H	Virginia		1 3						
					71 A	North Carolina St.		0 3		47 A	Georgia Tech		0 3						
					10 A	North Carolina		0 3		238 A	Wake Forest		2 3						
					167 H	Virginia Tech		1 3		59 A	Duke		0 3						

Non-Div. I Games:

Clemson

Average RPI Win:		280	WON-LOST RECORD		WINNING PCT. RANK		LAST 10 GAMES		STRENGTH OF SCHEDULE		OPP. STRENGTH OF SCHEDULE		TEAM RPI		ADJ RPI		CONF. RPI		ADJ CONF. RPI	
DIV. I ONLY			15- 18		.45455 194		4- 6		253		233		226		.45769 227		22		22	
DIV. I NON-CONF.			8- 8		.5 168		1- 0		251		260		222		.45753 221		19		19	
TOTALS		RPI 1-25		RPI 26-50		W-L RECORDS		RPI 51-100		RPI 101-150		RPI 150+								
15- 18		0- 2		0- 3		OVERALL		0- 4		0- 2		15- 7								
9- 7		0- 0		0- 1		HOME		0- 3		0- 0		9- 3								
5- 7		0- 1		0- 1		AWAY		0- 1		0- 0		5- 4								
1- 4		0- 1		0- 1		NEUTRAL		0- 0		0- 2		1- 0								
8- 8		0- 2		0- 0		NON-CONFERENCE		0- 2		0- 2		8- 2								
6- 2		0- 0		0- 0		HOME		0- 1		0- 0		6- 1								
1- 3		0- 1		0- 0		AWAY		0- 1		0- 0		1- 1								
1- 3		0- 1		0- 0		NEUTRAL		0- 0		0- 2		1- 0								
7- 10		0- 0		0- 3		CONFERENCE		0- 2		0- 0		7- 5								
3- 5		0- 0		0- 1		HOME		0- 2		0- 0		3- 2								
4- 4		0- 0		0- 1		AWAY		0- 0		0- 0		4- 3								
0- 1		0- 0		0- 1		NEUTRAL		0- 0		0- 0		0- 0								
RPI S	Opponent		Score		RPI S	Opponent		Score		RPI S	Opponent		Score		RPI S	Opponent		Score		
10 N	North Carolina		0	3	34 A	Coastal Caro.		0	3	56 A	Alabama		0	3	103 N	ETSU		0	3	
23 A	Penn St.		0	3	34 H	Coastal Caro.		0	3	57 H	Arkansas St.		0	3	147 N	West Virginia		0	3	
					34 N	Coastal Caro.		0	3	82 H	Texas St.		0	3	157 H	North Florida		1	3	
										85 H	South Carolina		2	3	166 H	UT Arlington		1	3	
															196 A	South Ala.		0	3	
															196 H	South Ala.		3	2	
															209 H	Little Rock		2	3	
															238 H	Wake Forest		3	1	
															242 A	Winthrop		2	3	
															248 A	Georgia St.		3	1	
															248 H	Georgia St.		3	1	
															272 A	Troy		3	2	
															272 H	Troy		3	0	
															283 A	UL Lafayette		3	2	
															285 H	Charleston So.		3	1	
															286 A	La.-Monroe		0	3	
															292 H	Jacksonville St.		3	0	
															298 A	Appalachian St.		0	3	
															298 A	Appalachian St.		3	2	
															301 N	Presbyterian		3	1	
															302 H	The Citadel		3	2	
															306 H	Buffalo		3	2	
															330 A	Savannah St.		3	1	
															330 H	Savannah St.		3	1	
				LAST 10 GAMES																
						34 N	Coastal Caro.	0	3	34 A	Coastal Caro.	0	3	330 A	Savannah St.	3	1			
						248 H	Georgia St.	3	1	34 H	Coastal Caro.	0	3	330 H	Savannah St.	3	1			
						248 A	Georgia St.	3	1	209 H	Little Rock	2	3							
						298 A	Appalachian St.	3	2	57 H	Arkansas St.	0	3							
						298 A	Appalachian St.	0	3	330 A	Savannah St.	3	1							

Non-Div. I Games:

Ga. Southern

Average RPI Win:	236	WON-LOST	WINNING	LAST 10	STRENGTH OF	OPP. STRENGTH	TEAM	ADJ	CONF.	ADJ CONF.	
Average RPI Loss:	118	RECORD	PCT. RANK	GAMES	SCHEDULE	OF SCHEDULE	RPI	RPI	RPI	RPI	
DIV. I ONLY	10- 20	.33333	249	2- 8	175	143	228	.45685	228	12	11
DIV. I NON-CONF.	6- 6	.5	168	0- 0	231	237	211	.46896	211	11	11
<hr/>											
TOTALS	RPI 1-25	RPI 26-50		W-L RECORDS		RPI 51-100		RPI 101-150		RPI 150+	
10- 20	0- 0	0- 6		OVERALL		0- 2		2- 5		8- 7	
3- 8	0- 0	0- 3		HOME		0- 1		0- 1		3- 3	
3- 10	0- 0	0- 3		AWAY		0- 1		1- 3		2- 3	
4- 2	0- 0	0- 0		NEUTRAL		0- 0		1- 1		3- 1	
<hr/>											
6- 6	0- 0	0- 0		NON-CONFERENCE		0- 0		2- 3		4- 3	
1- 1	0- 0	0- 0		HOME		0- 0		0- 0		1- 1	
1- 3	0- 0	0- 0		AWAY		0- 0		1- 2		0- 1	
4- 2	0- 0	0- 0		NEUTRAL		0- 0		1- 1		3- 1	
<hr/>											
4- 14	0- 0	0- 6		CONFERENCE		0- 2		0- 2		4- 4	
2- 7	0- 0	0- 3		HOME		0- 1		0- 1		2- 2	
2- 7	0- 0	0- 3		AWAY		0- 1		0- 1		2- 2	
0- 0	0- 0	0- 0		NEUTRAL		0- 0		0- 0		0- 0	
<hr/>											
RPI S	Opponent	Score	RPI S	Opponent	Score	RPI S	Opponent	Score	RPI S	Opponent	Score
			35 A	Wichita St.	0 3	63 A	Southern Ill.	0 3	106 N	UNCW	0 3
			35 H	Wichita St.	1 3	63 H	Southern Ill.	1 3	109 N	Marshall	3 2
			44 A	UNI	1 3				117 A	Butler	1 3
			44 H	UNI	0 3				127 A	Illinois St.	0 3
			46 A	Missouri St.	0 3				127 H	Illinois St.	0 3
			46 H	Missouri St.	0 3				136 A	Samford	3 0
									147 A	West Virginia	2 3
									159 A	Loyola Chicago	3 1
									159 H	Loyola Chicago	2 3
									182 A	North Texas	0 3
									186 A	Drake	0 3
									186 H	Drake	1 3
									191 H	Western Mich.	2 3
									196 N	South Ala.	2 3
									253 A	Evansville	3 2
									253 H	Evansville	3 0
									265 A	Bradley	1 3
									265 H	Bradley	3 1
									269 N	Morehead St.	3 0
									283 N	UL Lafayette	3 2
									310 H	Eastern Ill.	3 1
									318 N	Nicholls St.	3 0
			LAST 10 GAMES								
			44 H	UNI	0 3	253 H	Evansville	3 0			
			186 H	Drake	1 3	186 A	Drake	0 3			
			35 A	Wichita St.	0 3	127 H	Illinois St.	0 3			
			46 A	Missouri St.	0 3	265 A	Bradley	1 3			
			63 H	Southern Ill.	1 3	159 A	Loyola Chicago	3 1			

Non-Div. I Games:

Indiana St.

Average RPI Win:	192	WON-LOST	WINNING	LAST 10	STRENGTH OF	OPP. STRENGTH	TEAM	ADJ	CONF.	ADJ CONF.		
Average RPI Loss:	97	RECORD	PCT. RANK	GAMES	SCHEDULE	OF SCHEDULE	RPI	RPI	RPI	RPI		
DIV. I ONLY		7- 23	.23333	293	3- 7	126	65	229	.45595	229	10	9
DIV. I NON-CONF.		3- 9	.25	280	0- 0	107	40	215	.46676	215	6	6
<hr/>												
TOTALS	RPI 1-25	RPI 26-50		W-L RECORDS		RPI 51-100		RPI 101-150		RPI 150+		
7- 23	0- 2	0- 7		OVERALL		1- 5		1- 4		5- 5		
3- 8	0- 0	0- 2		HOME		0- 2		0- 1		3- 3		
4- 9	0- 2	0- 3		AWAY		1- 2		1- 0		2- 2		
0- 6	0- 0	0- 2		NEUTRAL		0- 1		0- 3		0- 0		
<hr/>												
3- 9	0- 1	0- 3		NON-CONFERENCE		0- 1		1- 4		2- 0		
2- 1	0- 0	0- 0		HOME		0- 0		0- 1		2- 0		
1- 2	0- 1	0- 1		AWAY		0- 0		1- 0		0- 0		
0- 6	0- 0	0- 2		NEUTRAL		0- 1		0- 3		0- 0		
<hr/>												
4- 14	0- 1	0- 4		CONFERENCE		1- 4		0- 0		3- 5		
1- 7	0- 0	0- 2		HOME		0- 2		0- 0		1- 3		
3- 7	0- 1	0- 2		AWAY		1- 2		0- 0		2- 2		
0- 0	0- 0	0- 0		NEUTRAL		0- 0		0- 0		0- 0		
<hr/>												
RPI S	Opponent	Score	RPI S	Opponent	Score	RPI S	Opponent	Score	RPI S	Opponent	Score	
10 A	North Carolina	0 3	26 H	Florida St.	0 3	59 A	Duke	1 3	101 N	Southern Miss.	0 3	
16 A	Kentucky	0 3	36 N	Marquette	0 3	59 H	Duke	2 3	104 N	Col. of Charleston	2 3	
			37 A	Pittsburgh	0 3	64 A	Notre Dame	3 2	116 N	UConn	0 3	
			41 A	Baylor	0 3	71 A	North Carolina St.	2 3	137 A	LSU	3 2	
			45 N	Washington St.	0 3	76 N	Saint Louis	2 3	146 H	Northwestern	1 3	
			47 A	Georgia Tech	0 3	100 H	Miami (FL)	0 3	155 A	Louisville	3 0	
			47 H	Georgia Tech	0 3				167 A	Virginia Tech	0 3	
									220 H	Syracuse	1 3	
									226 A	Clemson	3 1	
									226 H	Clemson	3 0	
									231 H	Boston College	2 3	
									233 H	George Washington	3 0	
									238 A	Wake Forest	2 3	
									238 H	Wake Forest	1 3	
									306 H	Buffalo	3 0	
<hr/>												
LAST 10 GAMES												
			71 A	North Carolina St.	2 3	220 H	Syracuse	1 3				
			10 A	North Carolina	0 3	226 A	Clemson	3 1				
			64 A	Notre Dame	3 2	47 A	Georgia Tech	0 3				
			155 A	Louisville	3 0	100 H	Miami (FL)	0 3				
			231 H	Boston College	2 3	26 H	Florida St.	0 3				




























Non-Div. I Games:

Virginia

Average RPI Win:	229	WON-LOST RECORD	WINNING PCT. RANK	LAST 10 GAMES	STRENGTH OF SCHEDULE	OPP. STRENGTH OF SCHEDULE	TEAM RPI	ADJ RPI	CONF. RPI	ADJ CONF. RPI		
DIV. I ONLY		8- 21	.27586	274	0- 10	133	149	230	.45586	230	8	8
DIV. I NON-CONF.		6- 7	.46154	190	0- 0	260	271	238	.44282	238	12	12
<hr/>												
TOTALS	RPI 1-25	RPI 26-50		W-L RECORDS		RPI 51-100		RPI 101-150		RPI 150+		
8- 21	0- 0	0- 0		OVERALL		0- 11		2- 3		6- 7		
5- 7	0- 0	0- 0		HOME		0- 5		2- 0		3- 2		
1- 10	0- 0	0- 0		AWAY		0- 6		0- 2		1- 2		
2- 4	0- 0	0- 0		NEUTRAL		0- 0		0- 1		2- 3		
6- 7	0- 0	0- 0		NON-CONFERENCE		0- 1		0- 1		6- 5		
3- 1	0- 0	0- 0		HOME		0- 0		0- 0		3- 1		
1- 2	0- 0	0- 0		AWAY		0- 1		0- 0		1- 1		
2- 4	0- 0	0- 0		NEUTRAL		0- 0		0- 1		2- 3		
2- 14	0- 0	0- 0		CONFERENCE		0- 10		2- 2		0- 2		
2- 6	0- 0	0- 0		HOME		0- 5		2- 0		0- 1		
0- 8	0- 0	0- 0		AWAY		0- 5		0- 2		0- 1		
0- 0	0- 0	0- 0		NEUTRAL		0- 0		0- 0		0- 0		
RPI	S	Opponent	Score	RPI	S	Opponent	Score	RPI	S	Opponent	Score	
						51 A James Madison	0 <div>3</div>	104 A Col. of Charleston		0 <div>3</div>		
						51 H James Madison	1 <div>3</div>	104 H Col. of Charleston		3 1		
						59 A Hofstra	1 <div>3</div>	106 A UNCW		0 <div>3</div>		
						59 H Hofstra	0 <div>3</div>	106 H UNCW		3 2		
						73 A Towson	0 <div>3</div>	111 N High Point		2 <div>3</div>		
						73 H Towson	0 <div>3</div>	153 H VCU		2 <div>3</div>		
						85 A South Carolina	1 <div>3</div>	179 A Belmont		0 <div>3</div>		
						89 A Delaware	0 <div>3</div>	185 A Elon		0 <div>3</div>		
						89 H Delaware	2 <div>3</div>	185 H Elon		0 <div>3</div>		
						97 A Northeastern	0 <div>3</div>	197 N Mercer		1 <div>3</div>		
						97 H Northeastern	2 <div>3</div>	208 N Wofford		2 <div>3</div>		
								226 A Clemson		3 2		
								237 N Davidson		3 2		
								248 N Georgia St.		0 <div>3</div>		
								266 H Western Caro.		3 0		
								281 H Charlotte		3 1		
								284 N Gardner-Webb		3 0		
								329 H Coppin St.		3 0		
<hr/>												
LAST 10 GAMES												
						89 H Delaware	2 <div>3</div>	185 H Elon		0 <div>3</div>		
						73 H Towson	0 <div>3</div>	97 H Northeastern		2 <div>3</div>		
						104 A Col. of Charleston	0 <div>3</div>	59 H Hofstra		0 <div>3</div>		
						106 A UNCW	0 <div>3</div>	73 A Towson		0 <div>3</div>		
						51 H James Madison	1 <div>3</div>	89 A Delaware		0 <div>3</div>		

Non-Div. I Games:

William &amp; Mary

Average RPI Win: 246		WON-LOST	WINNING	LAST 10	STRENGTH OF		OPP. STRENGTH	TEAM	ADJ		CONF.	ADJ CONF.
Average RPI Loss: 103		RECORD	PCT. RANK	GAMES	SCHEDULE		OF SCHEDULE	RPI	RPI		RPI	RPI
DIV. I ONLY		8- 20	.28571	269	3- 7		158	110	232		.45515	231
DIV. I NON-CONF.		5- 5	.5	168	0- 0		217	255	207		.47148	206
TOTALS		RPI 1-25	RPI 26-50		W-L RECORDS		RPI 51-100		RPI 101-150		RPI 150+	
8- 20		0- 2	0- 4		OVERALL		0- 6		0- 2		8- 6	
7- 12		0- 1	0- 2		HOME		0- 4		0- 2		7- 3	
1- 8		0- 1	0- 2		AWAY		0- 2		0- 0		1- 3	
0- 0		0- 0	0- 0		NEUTRAL		0- 0		0- 0		0- 0	
5- 5		0- 0	0- 0		NON-CONFERENCE		0- 1		0- 2		5- 2	
5- 4		0- 0	0- 0		HOME		0- 1		0- 2		5- 1	
0- 1		0- 0	0- 0		AWAY		0- 0		0- 0		0- 1	
0- 0		0- 0	0- 0		NEUTRAL		0- 0		0- 0		0- 0	
3- 15		0- 2	0- 4		CONFERENCE		0- 5		0- 0		3- 4	
2- 8		0- 1	0- 2		HOME		0- 3		0- 0		2- 2	
1- 7		0- 1	0- 2		AWAY		0- 2		0- 0		1- 2	
0- 0		0- 0	0- 0		NEUTRAL		0- 0		0- 0		0- 0	
RPI S	Opponent	Score	RPI S	Opponent	Score	RPI S	Opponent	Score	RPI S	Opponent	Score	
10 A	North Carolina	0 	26 A	Florida St.	0 	59 H	Duke	1 	129 H	Fresno St.	0 	
10 H	North Carolina	2 	26 H	Florida St.	1 	64 H	Notre Dame	0 	139 H	New Hampshire	2 	
			37 H	Pittsburgh	0 	71 A	North Carolina St.	1 	155 H	Louisville	2 	
			47 A	Georgia Tech	1 	97 H	Northeastern	0 	167 H	Virginia Tech	0 	
						100 A	Miami (FL)	0 	184 H	Georgia	2 	
						100 H	Miami (FL)	1 	200 A	Harvard	2 	
									202 H	LIU Brooklyn	3 0	
									202 H	LIU Brooklyn	3 1	
									220 A	Syracuse	1 	
									220 H	Syracuse	3 1	
									226 A	Clemson	2 	
									229 A	Virginia	3 2	
									238 H	Wake Forest	3 1	
									268 H	Rider	3 2	
									280 H	UMass Lowell	3 2	
									327 H	Fairleigh Dickinson	3 0	
			LAST 10 GAMES									
			37 H	Pittsburgh	0 	220 H	Syracuse	3 1				
			167 H	Virginia Tech	0 	238 H	Wake Forest	3 1				
			100 H	Miami (FL)	1 	59 H	Duke	1 				
			26 H	Florida St.	1 	71 A	North Carolina St.	1 				
			229 A	Virginia	3 2	10 A	North Carolina	0 				

Non-Div. I Games:

Boston College

Average RPI Win: 278		WON-LOST	WINNING	LAST 10	STRENGTH OF		OPP. STRENGTH	TEAM	ADJ		CONF.	ADJ CONF.									
Average RPI Loss: 201		RECORD	PCT. RANK	GAMES	SCHEDULE		OF SCHEDULE	RPI	RPI		RPI	RPI									
DIV. I ONLY		19- 15	.55882	136	7- 3		306	293	233	.4547	232	29	29								
DIV. I NON-CONF.		9- 10	.47368	185	0- 1		286	279	243	.4348	243	29	29								
<hr/>																					
TOTALS		RPI 1-25	RPI 26-50		W-L RECORDS		RPI 51-100		RPI 101-150		RPI 150+										
19- 15	0- 0	0- 0		OVERALL		0- 0		1- 2		18- 13											
10- 3	0- 0	0- 0		HOME		0- 0		1- 0		9- 3											
6- 8	0- 0	0- 0		AWAY		0- 0		0- 0		6- 8											
3- 4	0- 0	0- 0		NEUTRAL		0- 0		0- 2		3- 2											
9- 10	0- 0	0- 0		NON-CONFERENCE		0- 0		1- 2		8- 8											
4- 2	0- 0	0- 0		HOME		0- 0		1- 0		3- 2											
2- 5	0- 0	0- 0		AWAY		0- 0		0- 0		2- 5											
3- 3	0- 0	0- 0		NEUTRAL		0- 0		0- 2		3- 1											
10- 5	0- 0	0- 0		CONFERENCE		0- 0		0- 0		10- 5											
6- 1	0- 0	0- 0		HOME		0- 0		0- 0		6- 1											
4- 3	0- 0	0- 0		AWAY		0- 0		0- 0		4- 3											
0- 1	0- 0	0- 0		NEUTRAL		0- 0		0- 0		0- 1											
<hr/>																					
RPI S	Opponent	Score	RPI S	Opponent	Score	RPI S	Opponent	Score	RPI S	Opponent	Score										
									102 N	SIUE	1	3									
									122 N	Fairfield	0	3									
									139 H	New Hampshire	3	0									
									162 A	Sacred Heart	0	3									
									162 H	Sacred Heart	0	3									
									164 A	Columbia	1	3									
									171 H	St. John's (NY)	0	3									
									201 H	Rutgers	0	3									
									202 A	LIU Brooklyn	1	3									
									202 H	LIU Brooklyn	3	0									
									202 N	LIU Brooklyn	1	3									
									241 A	Central Conn. St.	0	3									
									241 H	Central Conn. St.	3	1									
									243 A	Dartmouth	1	3									
									249 A	Providence	2	3									
									252 A	Quinnipiac	0	3									
									255 A	Robert Morris	3	1									
									255 H	Robert Morris	3	2									
									258 A	Holy Cross	3	0									
									261 A	Brown	1	3									
									268 H	Rider	3	0									
									LAST 10 GAMES									275 A	George Mason	3	1
																		280 H	UMass Lowell	3	2
																		280 N	UMass Lowell	2	3
																		287 H	Hartford	3	0
																		299 N	Manhattan	3	0
303 N	Loyola Maryland	3	0																		
			202 N LIU Brooklyn			1	3	241 H Central Conn. St.			3	1									
			327 A Fairleigh Dickinson			3	1	255 H Robert Morris			3	2									
			162 A Sacred Heart			0	3	321 H Saint Francis (PA)			3	1									
			309 H St. Francis Brooklyn			3	0	243 A Dartmouth			1	3									
			202 H LIU Brooklyn			3	0	309 A St. Francis Brooklyn			3	0									

Non-Div. I Games:

Bryant



RPI	S	Opponent	Score	
309	A	St. Francis Brooklyn	3	0
309	H	St. Francis Brooklyn	3	0
311	N	Hampton	3	0
321	A	Saint Francis (PA)	3	1
321	H	Saint Francis (PA)	3	1
327	A	Fairleigh Dickinson	3	1
327	H	Fairleigh Dickinson	3	0

Bryant

B  
r  
y  
a  
n  
t

B  
r  
y  
a  
n  
t

Average RPI Win:	248	WON-LOST	WINNING	LAST 10		STRENGTH OF	OPP. STRENGTH	TEAM		ADJ	CONF.	ADJ CONF.			
Average RPI Loss:	144	RECORD	PCT. RANK	GAMES		SCHEDULE	OF SCHEDULE	RPI		RPI	RPI	RPI			
DIV. I ONLY		11- 18	.37931	228	5- 5	212	203	235		.4545	233	19	17		
DIV. I NON-CONF.		7- 8	.46667	187	1- 1	186	182	194		.4789	193	20	20		
<hr/>															
TOTALS	RPI 1-25	RPI 26-50		W-L RECORDS		RPI 51-100		RPI 101-150		RPI 150+					
11- 18	0- 0	0- 2		OVERALL		0- 4		1- 4		10- 8					
4- 7	0- 0	0- 0		HOME		0- 2		0- 2		4- 3					
3- 9	0- 0	0- 2		AWAY		0- 1		1- 1		2- 5					
4- 2	0- 0	0- 0		NEUTRAL		0- 1		0- 1		4- 0					
<hr/>															
7- 8	0- 0	0- 1		NON-CONFERENCE		0- 3		1- 2		6- 2					
1- 3	0- 0	0- 0		HOME		0- 2		0- 1		1- 0					
2- 3	0- 0	0- 1		AWAY		0- 0		1- 0		1- 2					
4- 2	0- 0	0- 0		NEUTRAL		0- 1		0- 1		4- 0					
<hr/>															
4- 10	0- 0	0- 1		CONFERENCE		0- 1		0- 2		4- 6					
3- 4	0- 0	0- 0		HOME		0- 0		0- 1		3- 3					
1- 6	0- 0	0- 1		AWAY		0- 1		0- 1		1- 3					
0- 0	0- 0	0- 0		NEUTRAL		0- 0		0- 0		0- 0					
<hr/>															
RPI	S	Opponent	Score	RPI	S	Opponent	Score	RPI	S	Opponent	Score	RPI	S	Opponent	Score
				27	A	Dayton	1 3	51	H	James Madison	1 3	105	H	Tennessee	0 3
				45	A	Washington St.	0 3	52	H	Northern Ill.	1 3	140	A	Rhode Island	1 3
								73	N	Towson	0 3	140	H	Rhode Island	0 3
								76	A	Saint Louis	0 3	142	A	Seton Hall	3 1
												146	N	Northwestern	0 3
												153	A	VCU	0 3
												153	H	VCU	1 3
												177	H	Duquesne	2 3
												193	H	UMBC	3 2
												205	N	Idaho	3 0
												210	N	UMES	3 0
												229	A	Virginia	0 3
												237	A	Davidson	2 3
												237	H	Davidson	3 0
												244	A	Lehigh	2 3
												262	H	La Salle	3 0
												274	A	Fordham	1 3
												274	H	Fordham	0 3
												275	A	George Mason	3 2
												275	H	George Mason	3 2
												303	A	Loyola Maryland	3 1
												306	N	Buffalo	3 2
												315	N	Canisius	3 0
<hr/>															
				LAST 10 GAMES											
				275	H	George Mason	3 2	193	H	UMBC	3 2				
				274	A	Fordham	1 3	237	H	Davidson	3 0				
				140	A	Rhode Island	1 3	153	H	VCU	1 3				
				177	H	Duquesne	2 3	275	A	George Mason	3 2				
				262	H	La Salle	3 0	244	A	Lehigh	2 3				

**Non-Div. I Games:**

George Washington

Average RPI Win: 235		WON-LOST	WINNING	LAST 10	STRENGTH OF		OPP. STRENGTH	TEAM	ADJ	CONF.	ADJ CONF.
Average RPI Loss: 161		RECORD	PCT. RANK	GAMES	SCHEDULE		OF SCHEDULE	RPI	RPI	RPI	RPI
DIV. I ONLY		13- 18	.41935	206	235		226	231	.45405	234	25
DIV. I NON-CONF.		4- 10	.28571	269	166		175	237	.44358	237	22
TOTALS		RPI 1-25	RPI 26-50		W-L RECORDS		RPI 51-100		RPI 101-150		RPI 150+
13- 18	0- 0	0- 0		OVERALL		1- 4		1- 5		11- 9	
9- 4	0- 0	0- 0		HOME		1- 1		1- 0		7- 3	
3- 10	0- 0	0- 0		AWAY		0- 2		0- 3		3- 5	
1- 4	0- 0	0- 0		NEUTRAL		0- 1		0- 2		1- 1	
4- 10	0- 0	0- 0		NON-CONFERENCE		0- 3		0- 4		4- 3	
3- 2	0- 0	0- 0		HOME		0- 1		0- 0		3- 1	
0- 5	0- 0	0- 0		AWAY		0- 1		0- 2		0- 2	
1- 3	0- 0	0- 0		NEUTRAL		0- 1		0- 2		1- 0	
9- 8	0- 0	0- 0		CONFERENCE		1- 1		1- 1		7- 6	
6- 2	0- 0	0- 0		HOME		1- 0		1- 0		4- 2	
3- 5	0- 0	0- 0		AWAY		0- 1		0- 1		3- 3	
0- 1	0- 0	0- 0		NEUTRAL		0- 0		0- 0		0- 1	
RPI S	Opponent	Score	RPI S	Opponent	Score	RPI S	Opponent	Score	RPI S	Opponent	Score
						59 A	Hofstra	2 3	107 A	Denver	1 3
						87 N	American	1 3	107 H	Denver	3 0
						95 A	South Dakota	2 3	108 N	Northern Ky.	0 3
						95 H	South Dakota	3 0	109 N	Marshall	0 3
						96 H	Murray St.	1 3	121 A	Bowling Green	0 3
									144 A	Toledo	1 3
									187 H	Valparaiso	1 3
									189 A	IUPUI	2 3
									189 H	IUPUI	3 0
									191 A	Western Mich.	2 3
									204 A	North Dakota St.	3 2
									204 H	North Dakota St.	2 3
									211 H	Ball St.	3 2
									213 H	Youngstown St.	3 0
									221 A	Oral Roberts	0 3
									221 H	Oral Roberts	0 3
									221 N	Oral Roberts	0 3
									247 A	Stony Brook	2 3
									250 H	Eastern Mich.	3 0
									264 A	Omaha	3 2
									264 H	Omaha	3 1
									297 A	South Dakota St.	1 3
									297 H	South Dakota St.	3 1
									317 A	Western Ill.	3 0
									317 H	Western Ill.	3 0
									321 N	Saint Francis (PA)	3 1
LAST 10 GAMES											
			221 N	Oral Roberts	0 3		297 A	South Dakota St.	1 3		
			221 A	Oral Roberts	0 3		107 A	Denver	1 3		
			95 H	South Dakota	3 0		187 H	Valparaiso	1 3		
			204 H	North Dakota St.	2 3		264 H	Omaha	3 1		
			189 H	IUPUI	3 0		317 H	Western Ill.	3 0		

Non-Div. I Games:

Fort Wayne

Average RPI Win:	240	WON-LOST RECORD	WINNING PCT. RANK	LAST 10 GAMES	STRENGTH OF SCHEDULE	OPP. STRENGTH OF SCHEDULE	TEAM RPI	ADJ RPI	CONF. RPI	ADJ CONF. RPI					
Average RPI Loss:	111														
DIV. I ONLY		7- 24	.22581	297	1- 9	101	136	237	.45313	235	9	10			
DIV. I NON-CONF.		4- 9	.30769	257	0- 0	141	252	234	.44952	234	8	8			
<hr/>															
TOTALS	RPI 1-25	RPI 26-50		W-L RECORDS		RPI 51-100		RPI 101-150		RPI 150+					
7- 24	0- 2	0- 2		OVERALL		1- 6		0- 9		6- 5					
1- 11	0- 1	0- 1		HOME		0- 4		0- 4		1- 1					
4- 9	0- 1	0- 1		AWAY		1- 2		0- 4		3- 1					
2- 4	0- 0	0- 0		NEUTRAL		0- 0		0- 1		2- 3					
<hr/>															
4- 9	0- 0	0- 0		NON-CONFERENCE		0- 3		0- 3		4- 3					
0- 3	0- 0	0- 0		HOME		0- 2		0- 1		0- 0					
2- 2	0- 0	0- 0		AWAY		0- 1		0- 1		2- 0					
2- 4	0- 0	0- 0		NEUTRAL		0- 0		0- 1		2- 3					
<hr/>															
3- 15	0- 2	0- 2		CONFERENCE		1- 3		0- 6		2- 2					
1- 8	0- 1	0- 1		HOME		0- 2		0- 3		1- 1					
2- 7	0- 1	0- 1		AWAY		1- 1		0- 3		1- 1					
0- 0	0- 0	0- 0		NEUTRAL		0- 0		0- 0		0- 0					
<hr/>															
RPI	S	Opponent	Score	RPI	S	Opponent	Score	RPI	S	Opponent	Score				
18	A	Creighton	0 <div>3</div>	36	A	Marquette	1 <div>3</div>	69	A	Xavier	0 <div>3</div>	107	A	Denver	0 <div>3</div>
18	H	Creighton	0 <div>3</div>	36	H	Marquette	1 <div>3</div>	69	H	Xavier	0 <div>3</div>	117	A	Butler	0 <div>3</div>
								70	A	Villanova	3 0	117	H	Butler	2 <div>3</div>
								70	H	Villanova	1 <div>3</div>	130	A	DePaul	0 <div>3</div>
								73	H	Towson	1 <div>3</div>	130	H	DePaul	1 <div>3</div>
								77	H	Princeton	2 <div>3</div>	141	H	Maryland	0 <div>3</div>
								87	A	American	2 <div>3</div>	142	A	Seton Hall	1 <div>3</div>
												142	H	Seton Hall	0 <div>3</div>
												143	N	Northern Colo.	0 <div>3</div>
												160	N	Howard	1 <div>3</div>
												171	A	St. John's (NY)	2 <div>3</div>
												171	H	St. John's (NY)	1 <div>3</div>
												178	N	Fla. Atlantic	1 <div>3</div>
												249	A	Providence	3 0
												249	H	Providence	3 1
												254	A	Air Force	3 0
												266	N	Western Caro.	0 <div>3</div>
												275	A	George Mason	3 1
												290	N	Southern Utah	3 2
												296	N	Stetson	3 0
<hr/>															
LAST 10 GAMES															
249	A	Providence	3 0	142	A	Seton Hall	1 <div>3</div>								
18	A	Creighton	0 <div>3</div>	36	H	Marquette	1 <div>3</div>								
69	H	Xavier	0 <div>3</div>	130	H	DePaul	1 <div>3</div>								
117	H	Butler	2 <div>3</div>	70	H	Villanova	1 <div>3</div>								
171	A	St. John's (NY)	2 <div>3</div>	117	A	Butler	0 <div>3</div>								

Non-Div. I Games:

Georgetown

F  
I  
UF  
I  
U

F I U

Average RPI Win: 233		WON-LOST	WINNING	LAST 10	STRENGTH OF		OPP. STRENGTH	TEAM	ADJ	CONF.	ADJ CONF.
Average RPI Loss: 151		RECORD	PCT. RANK	GAMES	SCHEDULE		OF SCHEDULE	RPI	RPI	RPI	RPI
DIV. I ONLY		10- 19	.34483	247	2- 8		205	181	241	.44967	237
DIV. I NON-CONF.		5- 9	.35714	236	0- 0		250	194	255	.42896	254
TOTALS		RPI 1-25	RPI 26-50		W-L RECORDS		RPI 51-100		RPI 101-150		RPI 150+
10- 19	0- 0	0- 2		OVERALL		0- 4		1- 2		9- 11	
6- 6	0- 0	0- 1		HOME		0- 1		0- 1		6- 3	
4- 7	0- 0	0- 1		AWAY		0- 3		1- 0		3- 3	
0- 6	0- 0	0- 0		NEUTRAL		0- 0		0- 1		0- 5	
5- 9	0- 0	0- 0		NON-CONFERENCE		0- 1		1- 1		4- 7	
3- 2	0- 0	0- 0		HOME		0- 0		0- 0		3- 2	
2- 1	0- 0	0- 0		AWAY		0- 1		1- 0		1- 0	
0- 6	0- 0	0- 0		NEUTRAL		0- 0		0- 1		0- 5	
5- 10	0- 0	0- 2		CONFERENCE		0- 3		0- 1		5- 4	
3- 4	0- 0	0- 1		HOME		0- 1		0- 1		3- 1	
2- 6	0- 0	0- 1		AWAY		0- 2		0- 0		2- 3	
0- 0	0- 0	0- 0		NEUTRAL		0- 0		0- 0		0- 0	
RPI S	Opponent	Score	RPI S	Opponent	Score	RPI S	Opponent	Score	RPI S	Opponent	Score
			27 A Dayton	0 3		76 A Saint Louis	1 3		104 N Col. of Charleston	0 3	
			27 H Dayton	0 3		76 A Saint Louis	1 3		106 A UNCW	3 0	
						76 H Saint Louis	0 3		140 H Rhode Island	1 3	
						85 A South Carolina	0 3		153 A VCU	1 3	
									153 H VCU	2 3	
									159 N Loyola Chicago	2 3	
									170 H Liberty	3 1	
									177 A Duquesne	2 3	
									185 H Elon	1 3	
									214 H Furman	3 0	
									223 H USC Upstate	1 3	
									224 N Jacksonville	1 3	
									230 N William & Mary	2 3	
									233 A George Washington	0 3	
									233 H George Washington	3 2	
									238 A Wake Forest	3 1	
									242 N Winthrop	0 3	
									262 A La Salle	3 2	
									274 H Fordham	3 0	
									275 A George Mason	3 0	
									275 H George Mason	3 2	
									281 H Charlotte	3 0	
									284 N Gardner-Webb	2 3	
LAST 10 GAMES			76 A Saint Louis	1 3	140 H Rhode Island	1 3					
			76 A Saint Louis	1 3	233 A George Washington	0 3					
			27 A Dayton	0 3	275 A George Mason	3 0					
			153 H VCU	2 3	27 H Dayton	0 3					
			274 H Fordham	3 0	76 H Saint Louis	0 3					

Non-Div. I Games:

Davidson

Average RPI Win: 253		WON-LOST RECORD		WINNING PCT. RANK		LAST 10 GAMES		STRENGTH OF SCHEDULE		OPP. STRENGTH OF SCHEDULE		TEAM RPI		ADJ RPI		CONF. RPI		ADJ CONF. RPI	
Average RPI Loss: 108																			
DIV. I ONLY		5- 24		.17241 312		0- 10		77		126		242		.44874 238		6		6	
DIV. I NON-CONF.		5- 6		.45455 198		0- 0		167		265		201		.47621 200		9		9	
TOTALS		RPI 1-25		RPI 26-50		W-L RECORDS		RPI 51-100		RPI 101-150		RPI 150+							
5- 24		0- 0		0- 6		OVERALL		0- 7		0- 4		5- 7							
3- 12		0- 0		0- 3		HOME		0- 3		0- 2		3- 4							
1- 10		0- 0		0- 3		AWAY		0- 3		0- 2		1- 2							
1- 2		0- 0		0- 0		NEUTRAL		0- 1		0- 0		1- 1							
5- 6		0- 0		0- 0		NON-CONFERENCE		0- 2		0- 1		5- 3							
3- 4		0- 0		0- 0		HOME		0- 1		0- 1		3- 2							
1- 1		0- 0		0- 0		AWAY		0- 1		0- 0		1- 0							
1- 1		0- 0		0- 0		NEUTRAL		0- 0		0- 0		1- 1							
0- 18		0- 0		0- 6		CONFERENCE		0- 5		0- 3		0- 4							
0- 8		0- 0		0- 3		HOME		0- 2		0- 1		0- 2							
0- 9		0- 0		0- 3		AWAY		0- 2		0- 2		0- 2							
0- 1		0- 0		0- 0		NEUTRAL		0- 1		0- 0		0- 0							
RPI S	Opponent	Score		RPI S	Opponent	Score		RPI S	Opponent	Score		RPI S	Opponent	Score					
				33 A	SMU	0	3	53 N	UCF	0	3	112 A	South Fla.	1	3				
				33 H	SMU	0	3	66 A	Rice	0	3	116 A	UConn	0	3				
				40 A	Cincinnati	0	3	74 A	Tulsa	0	3	116 H	UConn	1	3				
				40 H	Cincinnati	0	3	74 H	Tulsa	2	3	126 H	Idaho St.	1	3				
				49 A	Temple	1	3	91 A	Tulane	0	3	173 A	Memphis	0	3				
				49 H	Temple	0	3	91 H	Tulane	1	3	173 H	Memphis	2	3				
								94 H	Yale	0	3	188 A	East Carolina	1	3				
												188 H	East Carolina	0	3				
												190 H	San Jose St.	2	3				
												207 A	Houston Baptist	3	0				
												207 H	Houston Baptist	0	3				
												219 N	Weber St.	1	3				
												222 H	Texas Southern	3	1				
												267 H	Lamar University	3	2				
												283 N	UL Lafayette	3	1				
												286 H	La.-Monroe	3	2				
LAST 10 GAMES																			
				40 A	Cincinnati	0	3	49 H	Temple	0	3								
				188 A	East Carolina	1	3	74 A	Tulsa	0	3								
				173 H	Memphis	2	3	33 A	SMU	0	3								
				91 A	Tulane	0	3	173 A	Memphis	0	3								
				116 H	UConn	1	3	91 H	Tulane	1	3								

Non-Div. I Games:

Houston

Average RPI Win: 205		WON-LOST	WINNING	LAST 10	STRENGTH OF		OPP. STRENGTH	TEAM	ADJ	CONF.	ADJ CONF.
Average RPI Loss: 127		RECORD	PCT. RANK	GAMES	SCHEDULE		OF SCHEDULE	RPI	RPI	RPI	RPI
DIV. I ONLY		9- 20	.31034	263	1- 9		204	112	244	.44874	238
DIV. I NON-CONF.		4- 7	.36364	233	0- 0		219	229	241	.43886	241
TOTALS		RPI 1-25	RPI 26-50		W-L RECORDS		RPI 51-100		RPI 101-150		RPI 150+
9- 20	0- 0		1- 3		OVERALL		0- 6		1- 2		7- 9
6- 11	0- 0		1- 2		HOME		0- 3		1- 1		4- 5
2- 8	0- 0		0- 1		AWAY		0- 2		0- 1		2- 4
1- 1	0- 0		0- 0		NEUTRAL		0- 1		0- 0		1- 0
4- 7	0- 0		0- 0		NON-CONFERENCE		0- 1		1- 2		3- 4
3- 4	0- 0		0- 0		HOME		0- 0		1- 1		2- 3
0- 2	0- 0		0- 0		AWAY		0- 0		0- 1		0- 1
1- 1	0- 0		0- 0		NEUTRAL		0- 1		0- 0		1- 0
5- 13	0- 0		1- 3		CONFERENCE		0- 5		0- 0		4- 5
3- 7	0- 0		1- 2		HOME		0- 3		0- 0		2- 2
2- 6	0- 0		0- 1		AWAY		0- 2		0- 0		2- 3
0- 0	0- 0		0- 0		NEUTRAL		0- 0		0- 0		0- 0
RPI S	Opponent	Score	RPI S	Opponent	Score	RPI S	Opponent	Score	RPI S	Opponent	Score
			26 H	Florida St.	1 <span>3</span>	59 A	Duke	1 <span>3</span>	104 H	Col. of Charleston	3 0
			37 A	Pittsburgh	0 <span>3</span>	59 H	Duke	2 <span>3</span>	111 H	High Point	1 <span>3</span>
			37 H	Pittsburgh	3 1	64 A	Notre Dame	1 <span>3</span>	120 A	Radford	2 <span>3</span>
			47 H	Georgia Tech	2 <span>3</span>	64 H	Notre Dame	0 <span>3</span>	155 A	Louisville	3 1
						85 N	South Carolina	2 <span>3</span>	155 H	Louisville	0 <span>3</span>
						100 H	Miami (FL)	1 <span>3</span>	159 H	Loyola Chicago	2 <span>3</span>
									167 A	Virginia Tech	0 <span>3</span>
									167 H	Virginia Tech	0 <span>3</span>
									208 H	Wofford	2 <span>3</span>
									220 A	Syracuse	2 <span>3</span>
									226 H	Clemson	3 2
									227 A	Ga. Southern	1 <span>3</span>
									229 A	Virginia	3 1
									229 H	Virginia	3 2
									231 A	Boston College	1 <span>3</span>
									237 H	Davidson	1 <span>3</span>
									278 H	Middle Tenn.	3 0
									281 H	Charlotte	3 1
									306 N	Buffalo	3 0
			LAST 10 GAMES								
			26 H	Florida St.	1 <span>3</span>	64 H	Notre Dame	0 <span>3</span>			
			100 H	Miami (FL)	1 <span>3</span>	231 A	Boston College	1 <span>3</span>			
			167 A	Virginia Tech	0 <span>3</span>	220 A	Syracuse	2 <span>3</span>			
			37 A	Pittsburgh	0 <span>3</span>	226 H	Clemson	3 2			
			155 H	Louisville	0 <span>3</span>	47 H	Georgia Tech	2 <span>3</span>			

Non-Div. I Games:

Wake Forest



Average RPI Win: 272		WON-LOST	WINNING	LAST 10	STRENGTH OF	OPP. STRENGTH	TEAM	ADJ	CONF.	ADJ CONF.		
Average RPI Loss: 174		RECORD	PCT. RANK	GAMES	SCHEDULE	OF SCHEDULE	RPI	RPI	RPI	RPI		
DIV. I ONLY		15- 15	.5	174	7- 3	281	274	234	.44815	240	26	26
DIV. I NON-CONF.		5- 7	.41667	212	0- 0	312	263	280	.39957	283	26	26
<hr/>												
TOTALS		RPI 1-25		RPI 26-50		W-L RECORDS		RPI 51-100		RPI 101-150		RPI 150+
15- 15		0- 0		0- 0		OVERALL		0- 3		0- 3		15- 9
6- 2		0- 0		0- 0		HOME		0- 0		0- 1		6- 1
5- 8		0- 0		0- 0		AWAY		0- 3		0- 1		5- 4
4- 5		0- 0		0- 0		NEUTRAL		0- 0		0- 1		4- 4
5- 7		0- 0		0- 0		NON-CONFERENCE		0- 1		0- 1		5- 5
0- 0		0- 0		0- 0		HOME		0- 0		0- 0		0- 0
2- 2		0- 0		0- 0		AWAY		0- 1		0- 0		2- 1
3- 5		0- 0		0- 0		NEUTRAL		0- 0		0- 1		3- 4
10- 8		0- 0		0- 0		CONFERENCE		0- 2		0- 2		10- 4
6- 2		0- 0		0- 0		HOME		0- 0		0- 1		6- 1
3- 6		0- 0		0- 0		AWAY		0- 2		0- 1		3- 3
1- 0		0- 0		0- 0		NEUTRAL		0- 0		0- 0		1- 0
RPI	S	Opponent	Score	RPI	S	Opponent	Score	RPI	S	Opponent	Score	
						59 A Duke	2 3			102 A SIUE	0 3	
						96 A Murray St.	1 3			135 H Austin Peay	1 3	
						96 A Murray St.	1 3			137 N LSU	0 3	
										156 N UNCG	2 3	
										179 A Belmont	2 3	
										179 H Belmont	2 3	
										179 N Belmont	3 1	
										180 N Navy	0 3	
										192 A Tennessee St.	3 1	
										192 H Tennessee St.	3 0	
										199 N Eastern Wash.	2 3	
										213 N Youngstown St.	1 3	
										263 H UT Martin	3 1	
										269 A Morehead St.	3 2	
										269 H Morehead St.	3 0	
										288 N Cal St. Fullerton	3 1	
										289 A Akron	3 1	
										291 A Tennessee Tech	1 3	
										291 H Tennessee Tech	3 0	
										292 A Jacksonville St.	0 3	
										292 H Jacksonville St.	3 2	
										293 H Southeast Mo. St.	3 2	
										294 A Grand Canyon	1 3	
										310 A Eastern Ill.	3 2	
										315 N Canisius	3 0	
										316 N Iona	3 0	
										321 A Saint Francis (PA)	3 0	
				LAST 10 GAMES								
						96 A Murray St.	1 3			269 A Morehead St.	3 2	
						179 N Belmont	3 1			291 H Tennessee Tech	3 0	
						192 A Tennessee St.	3 1			292 H Jacksonville St.	3 2	
						179 A Belmont	2 3			263 H UT Martin	3 1	
						96 A Murray St.	1 3			293 H Southeast Mo. St.	3 2	

Non-Div. I Games:

Eastern Ky.

Average RPI Win:	284	WON-LOST RECORD	WINNING PCT. RANK	LAST 10 GAMES	STRENGTH OF SCHEDULE	OPP. STRENGTH OF SCHEDULE	TEAM RPI	ADJ RPI	CONF. RPI	ADJ CONF. RPI				
DIV. I ONLY		14- 13	.51852 161	4- 6	285	306	238	.44805 241	29	29				
DIV. I NON-CONF.		5- 7	.41667 212	0- 0	264	289	257	.42455 260	29	29				
<hr/>														
TOTALS	RPI 1-25	RPI 26-50		W-L RECORDS		RPI 51-100		RPI 101-150		RPI 150+				
14- 13	0- 0	0- 0		OVERALL		0- 1		0- 2		14- 10				
8- 2	0- 0	0- 0		HOME		0- 0		0- 0		8- 2				
4- 7	0- 0	0- 0		AWAY		0- 0		0- 0		4- 7				
2- 4	0- 0	0- 0		NEUTRAL		0- 1		0- 2		2- 1				
<hr/>														
5- 7	0- 0	0- 0		NON-CONFERENCE		0- 1		0- 2		5- 4				
3- 0	0- 0	0- 0		HOME		0- 0		0- 0		3- 0				
0- 3	0- 0	0- 0		AWAY		0- 0		0- 0		0- 3				
2- 4	0- 0	0- 0		NEUTRAL		0- 1		0- 2		2- 1				
<hr/>														
9- 6	0- 0	0- 0		CONFERENCE		0- 0		0- 0		9- 6				
5- 2	0- 0	0- 0		HOME		0- 0		0- 0		5- 2				
4- 4	0- 0	0- 0		AWAY		0- 0		0- 0		4- 4				
0- 0	0- 0	0- 0		NEUTRAL		0- 0		0- 0		0- 0				
<hr/>														
RPI S	Opponent	Score	RPI S	Opponent	Score	RPI S	Opponent	Score	RPI S	Opponent	Score			
						78 N	New Mexico St.	0 3	140 N	Rhode Island	0 3			
						150 N	Army West Point	0 3						
						162 A	Sacred Heart	2 3						
						162 A	Sacred Heart	0 3						
						162 H	Sacred Heart	3 2						
						202 A	LIU Brooklyn	1 3						
						202 H	LIU Brooklyn	2 3						
						214 N	Binghamton	0 3						
						232 A	Bryant	1 3						
						232 H	Bryant	3 0						
						243 A	Dartmouth	2 3						
						244 H	Lehigh	3 2						
						255 A	Robert Morris	3 2						
						255 H	Robert Morris	1 3						
						261 A	Brown	2 3						
						273 N	Niagara	3 2						
						274 H	Fordham	3 1						
						287 A	Hartford	2 3						
						299 N	Manhattan	3 1						
						309 A	St. Francis Brooklyn	79 61						
						309 H	St. Francis Brooklyn	3 0						
						LAST 10 GAMES						316 H	Iona	3 1
						162 A	Sacred Heart	0 3	232 A	Bryant	1 3	321 A	Saint Francis (PA)	3 2
						162 A	Sacred Heart	2 3	321 H	Saint Francis (PA)	3 0	321 H	Saint Francis (PA)	3 0
						327 A	Fairleigh Dickinson	3 0	255 H	Robert Morris	1 3	327 A	Fairleigh Dickinson	3 0
202 H	LIU Brooklyn	2 3	202 A	LIU Brooklyn	1 3	327 H	Fairleigh Dickinson	3 1						
309 H	St. Francis Brooklyn	3 0	309 A	St. Francis Brooklyn	79 61									

**Non-Div. I Games:**

Central Conn. St.

W  
i  
n  
t  
h  
r  
o  
p

Winthrop

RPI	S	Opponent	Score	
301	H	Presbyterian	3	1
312	N	Morgan St.	3	0
322	A	N.C. Central	3	0
322	H	N.C. Central	3	0

Winthrop

W  
i  
n  
t  
h  
r  
o  
p

W  
i  
n  
t  
h  
r  
o  
p

Average RPI Win:	231	WON-LOST RECORD	WINNING PCT. RANK	LAST 10 GAMES	STRENGTH OF SCHEDULE	OPP. STRENGTH OF SCHEDULE	TEAM RPI	ADJ RPI	CONF. RPI	ADJ CONF. RPI		
DIV. I ONLY		9- 16	.36	242	3- 7	198	250	243	.44723	243	17	16
DIV. I NON-CONF.		7- 4	.63636	110	1- 0	207	293	153	.50344	155	21	21
<hr/>												
TOTALS	RPI 1-25	RPI 26-50		W-L RECORDS		RPI 51-100		RPI 101-150		RPI 150+		
9- 16	0- 0	0- 0		OVERALL		0- 4		1- 2		8- 10		
6- 6	0- 0	0- 0		HOME		0- 2		0- 1		6- 3		
1- 8	0- 0	0- 0		AWAY		0- 2		0- 1		1- 5		
2- 2	0- 0	0- 0		NEUTRAL		0- 0		1- 0		1- 2		
<hr/>												
7- 4	0- 0	0- 0		NON-CONFERENCE		0- 0		1- 2		6- 2		
4- 1	0- 0	0- 0		HOME		0- 0		0- 1		4- 0		
1- 1	0- 0	0- 0		AWAY		0- 0		0- 1		1- 0		
2- 2	0- 0	0- 0		NEUTRAL		0- 0		1- 0		1- 2		
<hr/>												
2- 12	0- 0	0- 0		CONFERENCE		0- 4		0- 0		2- 8		
2- 5	0- 0	0- 0		HOME		0- 2		0- 0		2- 3		
0- 7	0- 0	0- 0		AWAY		0- 2		0- 0		0- 5		
0- 0	0- 0	0- 0		NEUTRAL		0- 0		0- 0		0- 0		
<hr/>												
RPI S	Opponent	Score	RPI S	Opponent	Score	RPI S	Opponent	Score	RPI S	Opponent	Score	
						77 A Princeton	0	3	147 A West Virginia	0	3	
						77 H Princeton	0	3	149 N Milwaukee	3	0	
						94 A Yale	0	3	150 H Army West Point	0	3	
						94 H Yale	2	3	162 A Sacred Heart	3	0	
									164 A Columbia	0	3	
									164 H Columbia	1	3	
									200 A Harvard	1	3	
									200 H Harvard	0	3	
									203 A Cornell	0	3	
									203 H Cornell	3	2	
									218 A Penn	2	3	
									218 H Penn	2	3	
									232 H Bryant	3	1	
									241 H Central Conn. St.	3	2	
									242 N Winthrop	1	3	
									261 A Brown	1	3	
									261 H Brown	3	2	
									273 H Niagara	3	0	
									275 N George Mason	3	0	
									287 H Hartford	3	0	
			289 N Akron	1	3							
			LAST 10 GAMES									
			94 H Yale	2	3	77 H Princeton	0	3				
			261 H Brown	3	2	200 A Harvard	1	3				
			203 A Cornell	0	3	232 H Bryant	3	1				
			164 A Columbia	0	3	164 H Columbia	1	3				
			218 H Penn	2	3	203 H Cornell	3	2				

Non-Div. I Games:

Dartmouth

Average RPI Win: 274		WON-LOST RECORD		WINNING PCT. RANK		LAST 10 GAMES		STRENGTH OF SCHEDULE		OPP. STRENGTH OF SCHEDULE		TEAM RPI		ADJ RPI		CONF. RPI		ADJ CONF. RPI	
DIV. I ONLY		13- 17		.43333 200		4- 6		256		279		240		.44715 244		27		27	
DIV. I NON-CONF.		5- 9		.35714 236		0- 0		222		254		246		.43397 246		28		28	
TOTALS		RPI 1-25		RPI 26-50		W-L RECORDS		RPI 51-100		RPI 101-150		RPI 150+							
13- 17		0- 1		0- 1		OVERALL		1- 3		0- 3		12- 9							
8- 4		0- 0		0- 0		HOME		1- 0		0- 1		7- 3							
3- 9		0- 0		0- 1		AWAY		0- 3		0- 1		3- 4							
2- 4		0- 1		0- 0		NEUTRAL		0- 0		0- 1		2- 2							
5- 9		0- 1		0- 1		NON-CONFERENCE		0- 2		0- 1		5- 4							
3- 1		0- 0		0- 0		HOME		0- 0		0- 0		3- 1							
0- 4		0- 0		0- 1		AWAY		0- 2		0- 0		0- 1							
2- 4		0- 1		0- 0		NEUTRAL		0- 0		0- 1		2- 2							
8- 8		0- 0		0- 0		CONFERENCE		1- 1		0- 2		7- 5							
5- 3		0- 0		0- 0		HOME		1- 0		0- 1		4- 2							
3- 5		0- 0		0- 0		AWAY		0- 1		0- 1		3- 3							
0- 0		0- 0		0- 0		NEUTRAL		0- 0		0- 0		0- 0							
RPI S	Opponent		Score		RPI S	Opponent		Score		RPI S	Opponent		Score		RPI S	Opponent		Score	
15 N	Western Ky.		0 3		37 A	Pittsburgh		0 3		56 A	Alabama		0 3		101 N	Southern Miss.		0 3	
										70 A	Villanova		0 3		150 A	Army West Point		1 3	
										87 A	American		0 3		150 H	Army West Point		1 3	
										87 H	American		3 0		169 A	Colgate		0 3	
															169 H	Colgate		0 3	
															180 A	Navy		3 1	
															180 H	Navy		2 3	
															233 H	George Washington		3 2	
															241 A	Central Conn. St.		2 3	
															249 H	Providence		2 3	
															251 N	Northwestern St.		1 3	
															255 N	Robert Morris		3 1	
															258 A	Holy Cross		0 3	
															258 H	Holy Cross		3 0	
															274 N	Fordham		2 3	
															303 A	Loyola Maryland		3 0	
															303 H	Loyola Maryland		3 0	
															316 N	Iona		3 2	
															319 A	Bucknell		1 3	
															319 H	Bucknell		3 1	
															323 A	Lafayette		3 2	
															323 H	Lafayette		3 0	
															327 H	Fairleigh Dickinson		3 0	
															331 H	Saint Peter's		3 0	
LAST 10 GAMES				LAST 10 GAMES				LAST 10 GAMES				LAST 10 GAMES				LAST 10 GAMES			
															258 A	Holy Cross		0 3	
															150 A	Army West Point		1 3	
															87 H	American		3 0	
															169 H	Colgate		0 3	
															319 A	Bucknell		1 3	
															180 H	Navy		2 3	
															303 H	Loyola Maryland		3 0	
															323 A	Lafayette		3 2	
															150 H	Army West Point		1 3	
															258 H	Holy Cross		3 0	

Non-Div. I Games:

Lehigh

Average RPI Win:	248	WON-LOST	WINNING	LAST 10	STRENGTH OF	OPP. STRENGTH	TEAM	ADJ	CONF.	ADJ CONF.	
Average RPI Loss:	163	RECORD	PCT. RANK	GAMES	SCHEDULE	OF SCHEDULE	RPI	RPI	RPI	RPI	
DIV. I ONLY	12- 19	.3871	223	7- 3	233	242	245	.44678	245	28	28
DIV. I NON-CONF.	1- 14	.06667	319	0- 0	117	162	277	.40767	274	25	25
<hr/>											
TOTALS	RPI 1-25	RPI 26-50		W-L RECORDS		RPI 51-100		RPI 101-150		RPI 150+	
12- 19	0- 0	0- 0		OVERALL		0- 4		1- 5		11- 10	
9- 0	0- 0	0- 0		HOME		0- 0		1- 0		8- 0	
3- 9	0- 0	0- 0		AWAY		0- 1		0- 1		3- 7	
0- 10	0- 0	0- 0		NEUTRAL		0- 3		0- 4		0- 3	
<hr/>											
1- 14	0- 0	0- 0		NON-CONFERENCE		0- 3		0- 5		1- 6	
1- 0	0- 0	0- 0		HOME		0- 0		0- 0		1- 0	
0- 4	0- 0	0- 0		AWAY		0- 0		0- 1		0- 3	
0- 10	0- 0	0- 0		NEUTRAL		0- 3		0- 4		0- 3	
<hr/>											
11- 5	0- 0	0- 0		CONFERENCE		0- 1		1- 0		10- 4	
8- 0	0- 0	0- 0		HOME		0- 0		1- 0		7- 0	
3- 5	0- 0	0- 0		AWAY		0- 1		0- 0		3- 4	
0- 0	0- 0	0- 0		NEUTRAL		0- 0		0- 0		0- 0	
<hr/>											
RPI S	Opponent	Score	RPI S	Opponent	Score	RPI S	Opponent	Score	RPI S	Opponent	Score
						61 N	FGCU	1 3	122 N	Fairfield	0 3
						62 A	A&M-Corpus Christi	0 3	123 N	UTRGV	2 3
						91 N	Tulane	0 3	123 N	UTRGV	0 3
						95 N	South Dakota	1 3	131 N	Arizona St.	0 3
									133 A	New Mexico	0 3
									134 H	Sam Houston St.	3 2
									152 A	Texas Tech	0 3
									166 H	UT Arlington	3 2
									168 H	SFA	3 2
									174 N	UMKC	0 3
									178 A	Fla. Atlantic	1 3
									205 N	Idaho	1 3
									207 A	Houston Baptist	0 3
									207 H	Houston Baptist	3 1
									212 A	Central Ark.	1 3
									221 N	Oral Roberts	0 3
									246 A	Incarnate Word	3 2
									251 A	Northwestern St.	3 0
									264 A	Omaha	2 3
									267 A	Lamar University	0 3
									267 H	Lamar University	3 0
									282 A	McNeese	0 3
									282 H	McNeese	3 0
									300 H	Southeastern La.	3 1
									318 A	Nicholls St.	3 0
									318 H	Nicholls St.	3 0
									324 H	New Orleans	3 1
<hr/>											
			LAST 10 GAMES								
						251 A	Northwestern St.	3 0			
						267 A	Lamar University	0 3			
						134 H	Sam Houston St.	3 2			
						168 H	SFA	3 2			
						207 A	Houston Baptist	0 3			
						282 H	McNeese	3 0			
						318 H	Nicholls St.	3 0			
						267 H	Lamar University	3 0			
						207 H	Houston Baptist	3 1			
						212 A	Central Ark.	1 3			

Non-Div. I Games:

Abilene Christian

Average RPI Win: 279		WON-LOST RECORD		WINNING PCT. RANK		LAST 10 GAMES		STRENGTH OF SCHEDULE		OPP. STRENGTH OF SCHEDULE		TEAM RPI		ADJ RPI		CONF. RPI		ADJ CONF. RPI	
DIV. I ONLY		12- 17		.41379 209		6- 4		254		263		246		.44516 246		28		28	
DIV. I NON-CONF.		4- 9		.30769 257		0- 1		211		253		261		.42509 259		25		25	
TOTALS		RPI 1-25		RPI 26-50		W-L RECORDS		RPI 51-100		RPI 101-150		RPI 150+							
12- 17		0- 0		0- 0		OVERALL		0- 5		0- 3		12- 9							
6- 6		0- 0		0- 0		HOME		0- 1		0- 3		6- 2							
5- 5		0- 0		0- 0		AWAY		0- 2		0- 0		5- 3							
1- 6		0- 0		0- 0		NEUTRAL		0- 2		0- 0		1- 4							
4- 9		0- 0		0- 0		NON-CONFERENCE		0- 3		0- 2		4- 4							
2- 2		0- 0		0- 0		HOME		0- 0		0- 2		2- 0							
1- 1		0- 0		0- 0		AWAY		0- 1		0- 0		1- 0							
1- 6		0- 0		0- 0		NEUTRAL		0- 2		0- 0		1- 4							
8- 8		0- 0		0- 0		CONFERENCE		0- 2		0- 1		8- 5							
4- 4		0- 0		0- 0		HOME		0- 1		0- 1		4- 2							
4- 4		0- 0		0- 0		AWAY		0- 1		0- 0		4- 3							
0- 0		0- 0		0- 0		NEUTRAL		0- 0		0- 0		0- 0							
RPI	S	Opponent	Score	RPI	S	Opponent	Score	RPI	S	Opponent	Score	RPI	S	Opponent	Score				
								56	N	Alabama	1 3	123	H	UTRGV	2 3				
								62	A	A&M-Corpus Christi	0 3	129	H	Fresno St.	0 3				
								62	H	A&M-Corpus Christi	1 3	134	H	Sam Houston St.	1 3				
								74	A	Tulsa	1 3	168	A	SFA	0 3				
								95	N	South Dakota	0 3	168	H	SFA	1 3				
												182	N	North Texas	0 3				
												207	A	Houston Baptist	2 3				
												207	H	Houston Baptist	3 2				
												209	N	Little Rock	2 3				
												212	A	Central Ark.	3 1				
												221	N	Oral Roberts	0 3				
												222	H	Texas Southern	3 0				
												245	H	Abilene Christian	2 3				
												251	A	Northwestern St.	1 3				
												267	A	Lamar University	3 2				
												267	H	Lamar University	3 2				
												282	H	McNeese	3 0				
												286	N	La.-Monroe	0 3				
												300	A	Southeastern La.	3 2				
												307	A	Prairie View	3 1				
												307	H	Prairie View	3 0				
												318	H	Nicholls St.	3 1				
												324	A	New Orleans	3 0				
												332	N	Alcorn	3 0				
LAST 10 GAMES																			
								62	A	A&M-Corpus Christi	0 3								
								123	H	UTRGV	2 3								
								324	A	New Orleans	3 0								
								300	A	Southeastern La.	3 2								
								207	H	Houston Baptist	3 2								

Non-Div. I Games:

Incarnate Word



Average RPI Win: 273		WON-LOST RECORD		WINNING PCT. RANK		LAST 10 GAMES		STRENGTH OF SCHEDULE		OPP. STRENGTH OF SCHEDULE		TEAM RPI		ADJ RPI		CONF. RPI		ADJ CONF. RPI	
DIV. I ONLY		8- 20		.28571 269		3- 7		166		219		249		.44218 247		23		23	
DIV. I NON-CONF.		4- 12		.25 280		0- 1		116		183		229		.45195 226		23		23	
TOTALS		RPI 1-25		RPI 26-50		W-L RECORDS		RPI 51-100		RPI 101-150		RPI 150+							
8- 20		0- 0		0- 0		OVERALL		0- 5		0- 8		8- 7							
6- 5		0- 0		0- 0		HOME		0- 1		0- 3		6- 1							
1- 10		0- 0		0- 0		AWAY		0- 2		0- 3		1- 5							
1- 5		0- 0		0- 0		NEUTRAL		0- 2		0- 2		1- 1							
4- 12		0- 0		0- 0		NON-CONFERENCE		0- 5		0- 4		4- 3							
3- 2		0- 0		0- 0		HOME		0- 1		0- 1		3- 0							
0- 5		0- 0		0- 0		AWAY		0- 2		0- 1		0- 2							
1- 5		0- 0		0- 0		NEUTRAL		0- 2		0- 2		1- 1							
4- 8		0- 0		0- 0		CONFERENCE		0- 0		0- 4		4- 4							
3- 3		0- 0		0- 0		HOME		0- 0		0- 2		3- 1							
1- 5		0- 0		0- 0		AWAY		0- 0		0- 2		1- 3							
0- 0		0- 0		0- 0		NEUTRAL		0- 0		0- 0		0- 0							
RPI S	Opponent	Score		RPI S	Opponent	Score		RPI S	Opponent	Score		RPI S	Opponent	Score					
								53 A	UCF	0	3	113 N	Auburn	0	3				
								59 A	Hofstra	0	3	122 H	Fairfield	2	3				
								64 N	Notre Dame	0	3	124 N	Santa Clara	0	3				
								87 H	American	1	3	128 A	Albany (NY)	0	3				
								90 N	San Diego St.	2	3	128 H	Albany (NY)	2	3				
												139 A	New Hampshire	0	3				
												139 H	New Hampshire	1	3				
												140 A	Rhode Island	0	3				
												155 A	Louisville	1	3				
												162 A	Sacred Heart	0	3				
												193 A	UMBC	2	3				
												193 H	UMBC	2	3				
												198 N	Kent St.	1	3				
												214 A	Binghamton	1	3				
												214 H	Binghamton	3	1				
												234 H	Fort Wayne	3	2				
												274 H	Fordham	3	2				
												280 A	UMass Lowell	3	0				
												280 H	UMass Lowell	3	1				
												287 A	Hartford	1	3				
												287 H	Hartford	3	1				
												296 N	Stetson	3	0				
												316 H	Iona	3	1				
				LAST 10 GAMES															
				280 H	UMass Lowell	3	1	139 H	New Hampshire	1	3	316 H	Iona	3	1				
				287 H	Hartford	3	1	193 H	UMBC	2	3								
				122 H	Fairfield	2	3	287 A	Hartford	1	3								
				214 A	Binghamton	1	3	280 A	UMass Lowell	3	0								
				128 A	Albany (NY)	0	3	128 H	Albany (NY)	2	3								

Non-Div. I Games:

Stony Brook

Average RPI Win:	265	WON-LOST	WINNING	LAST 10	STRENGTH OF	OPP. STRENGTH	TEAM	ADJ	CONF.	ADJ CONF.	
Average RPI Loss:	147	RECORD	PCT. RANK	GAMES	SCHEDULE	OF SCHEDULE	RPI	RPI	RPI	RPI	
DIV. I ONLY	10- 18	.35714	243	2- 6	222	229	250	.44164	248	22	22
DIV. I NON-CONF.	4- 7	.36364	233	0- 0	228	247	245	.43448	245	19	19
<hr/>											
TOTALS	RPI 1-25	RPI 26-50		W-L RECORDS		RPI 51-100		RPI 101-150		RPI 150+	
10- 18	0- 0	0- 3		OVERALL		0- 4		0- 1		10- 10	
5- 6	0- 0	0- 1		HOME		0- 2		0- 0		5- 3	
2- 8	0- 0	0- 2		AWAY		0- 1		0- 0		2- 5	
3- 4	0- 0	0- 0		NEUTRAL		0- 1		0- 1		3- 2	
<hr/>											
4- 7	0- 0	0- 1		NON-CONFERENCE		0- 1		0- 1		4- 4	
1- 1	0- 0	0- 0		HOME		0- 0		0- 0		1- 1	
0- 3	0- 0	0- 1		AWAY		0- 1		0- 0		0- 1	
3- 3	0- 0	0- 0		NEUTRAL		0- 0		0- 1		3- 2	
<hr/>											
6- 11	0- 0	0- 2		CONFERENCE		0- 3		0- 0		6- 6	
4- 5	0- 0	0- 1		HOME		0- 2		0- 0		4- 2	
2- 5	0- 0	0- 1		AWAY		0- 0		0- 0		2- 4	
0- 1	0- 0	0- 0		NEUTRAL		0- 1		0- 0		0- 0	
<hr/>											
RPI S	Opponent	Score	RPI S	Opponent	Score	RPI S	Opponent	Score	RPI S	Opponent	Score
			34 A	Coastal Caro.	0 3	51 A	James Madison	1 3	114 N	Kennesaw St.	1 3
			34 H	Coastal Caro.	0 3	57 H	Arkansas St.	0 3	166 H	UT Arlington	3 2
			47 A	Georgia Tech	0 3	57 N	Arkansas St.	0 3	179 A	Belmont	0 3
						82 H	Texas St.	2 3	184 N	Georgia	0 3
									188 H	East Carolina	1 3
									196 A	South Ala.	0 3
									196 H	South Ala.	3 1
									197 N	Mercer	0 3
									209 H	Little Rock	0 3
									227 A	Ga. Southern	1 3
									227 H	Ga. Southern	1 3
									230 N	William & Mary	3 0
									258 N	Holy Cross	3 0
									272 A	Troy	3 1
									272 H	Troy	3 2
									283 A	UL Lafayette	0 3
									286 A	La.-Monroe	1 3
									298 A	Appalachian St.	3 2
									298 H	Appalachian St.	3 2
									322 N	N.C. Central	3 0
									333 H	South Carolina St.	3 0
<hr/>											
			LAST 10 GAMES								
			57 N	Arkansas St.	0 3	209 H	Little Rock	0 3			
			227 A	Ga. Southern	1 3	166 H	UT Arlington	3 2			
			34 A	Coastal Caro.	0 3	82 H	Texas St.	2 3			
			298 A	Appalachian St.	3 2	272 A	Troy	3 1			
			57 H	Arkansas St.	0 3	196 A	South Ala.	0 3			

**Non-Div. I Games:**

Georgia St.

P  
r  
o  
v  
i  
d  
e  
n  
c  
e

## Providence

Average RPI Win:		208	WON-LOST RECORD		WINNING PCT. RANK	LAST 10 GAMES	STRENGTH OF SCHEDULE		OPP. STRENGTH OF SCHEDULE	TEAM RPI	ADJ RPI	CONF. RPI	ADJ CONF. RPI
Average RPI Loss:		147											
DIV. I ONLY		8- 21			.27586 274	1- 9	173		160	252	.44078 250	15	15
DIV. I NON-CONF.		5- 8			.38462 225	0- 0	142		152	202	.47618 201	15	15
TOTALS		RPI 1-25	RPI 26-50		W-L RECORDS		RPI 51-100		RPI 101-150		RPI 150+		
8- 21		0- 1	0- 2		OVERALL		0- 2		2- 6		6- 10		
3- 8		0- 0	0- 1		HOME		0- 1		1- 2		2- 4		
2- 11		0- 1	0- 1		AWAY		0- 1		1- 3		1- 5		
3- 2		0- 0	0- 0		NEUTRAL		0- 0		0- 1		3- 1		
5- 8		0- 1	0- 1		NON-CONFERENCE		0- 0		1- 3		4- 3		
2- 1		0- 0	0- 0		HOME		0- 0		1- 0		1- 1		
0- 5		0- 1	0- 1		AWAY		0- 0		0- 2		0- 1		
3- 2		0- 0	0- 0		NEUTRAL		0- 0		0- 1		3- 1		
3- 13		0- 0	0- 1		CONFERENCE		0- 2		1- 3		2- 7		
1- 7		0- 0	0- 1		HOME		0- 1		0- 2		1- 3		
2- 6		0- 0	0- 0		AWAY		0- 1		1- 1		1- 4		
0- 0		0- 0	0- 0		NEUTRAL		0- 0		0- 0		0- 0		
RPI S	Opponent	Score	RPI S	Opponent	Score	RPI S	Opponent	Score	RPI S	Opponent	Score		
17 A	Michigan	0 3	39 A	Cleveland St.	0 3	52 A	Northern Ill.	0 3	104 A	Col. of Charleston	1 3		
			42 H	Miami (OH)	1 3	52 H	Northern Ill.	0 3	105 N	Tennessee	1 3		
									113 H	Auburn	3 1		
									121 H	Bowling Green	0 3		
									132 A	Ohio	2 3		
									141 A	Maryland	0 3		
									144 A	Toledo	3 2		
									144 H	Toledo	0 3		
									153 N	VCU	3 1		
									162 N	Sacred Heart	3 1		
									169 H	Colgate	0 3		
									191 A	Western Mich.	1 3		
									191 H	Western Mich.	3 1		
									194 N	Wright St.	0 3		
									198 H	Kent St.	1 3		
									211 A	Ball St.	2 3		
									211 H	Ball St.	1 3		
									217 A	Central Mich.	2 3		
									217 H	Central Mich.	2 3		
									234 A	Fort Wayne	0 3		
									285 H	Charleston So.	3 1		
									289 A	Akron	3 0		
									306 A	Buffalo	2 3		
									328 N	Delaware St.	3 0		
			LAST 10 GAMES										
			198 H	Kent St.	1 3	211 H	Ball St.	1 3					
			217 H	Central Mich.	2 3	306 A	Buffalo	2 3					
			191 A	Western Mich.	1 3	289 A	Akron	3 0					
			52 A	Northern Ill.	0 3	42 H	Miami (OH)	1 3					
			144 H	Toledo	0 3	121 H	Bowling Green	0 3					

Non-Div. I Games:

Eastern Mich.

Average RPI Win: 280		WON-LOST	WINNING	LAST 10	STRENGTH OF		OPP. STRENGTH	TEAM	ADJ	CONF.	ADJ CONF.
Average RPI Loss: 153		RECORD	PCT. RANK	GAMES	SCHEDULE		OF SCHEDULE	RPI	RPI	RPI	RPI
DIV. I ONLY		12- 20	.375	233	232		254	251	.43977	251	28
DIV. I NON-CONF.		5- 10	.33333	244	161		211	225	.45237	225	25
TOTALS		RPI 1-25	RPI 26-50		W-L RECORDS		RPI 51-100		RPI 101-150		RPI 150+
12- 20	0- 0	0- 1		OVERALL		0- 5		0- 5		12- 9	
3- 6	0- 0	0- 0		HOME		0- 1		0- 1		3- 4	
7- 6	0- 0	0- 0		AWAY		0- 2		0- 2		7- 2	
2- 8	0- 0	0- 1		NEUTRAL		0- 2		0- 2		2- 3	
5- 10	0- 0	0- 1		NON-CONFERENCE		0- 4		0- 2		5- 3	
1- 0	0- 0	0- 0		HOME		0- 0		0- 0		1- 0	
2- 3	0- 0	0- 0		AWAY		0- 2		0- 1		2- 0	
2- 7	0- 0	0- 1		NEUTRAL		0- 2		0- 1		2- 3	
7- 10	0- 0	0- 0		CONFERENCE		0- 1		0- 3		7- 6	
2- 6	0- 0	0- 0		HOME		0- 1		0- 1		2- 4	
5- 3	0- 0	0- 0		AWAY		0- 0		0- 1		5- 2	
0- 1	0- 0	0- 0		NEUTRAL		0- 0		0- 1		0- 0	
RPI S	Opponent	Score	RPI S	Opponent	Score	RPI S	Opponent	Score	RPI S	Opponent	Score
			29 N	Boise St.	0 3	56 A	Alabama	1 3	101 N	Southern Miss.	0 3
						57 N	Arkansas St.	0 3	134 A	Sam Houston St.	2 3
						62 H	A&M-Corpus Christi	0 3	134 H	Sam Houston St.	1 3
						71 N	North Carolina St.	0 3	134 N	Sam Houston St.	1 3
						74 A	Tulsa	1 3	136 A	Samford	0 3
									168 A	SFA	0 3
									168 H	SFA	0 3
									207 A	Houston Baptist	1 3
									212 A	Central Ark.	3 0
									212 H	Central Ark.	2 3
									221 N	Oral Roberts	2 3
									244 N	Lehigh	3 1
									245 H	Abilene Christian	0 3
									246 H	Incarnate Word	3 1
									256 N	Louisiana Tech	1 3
									267 A	Lamar University	3 2
									277 A	UAB	3 0
									282 A	McNeese	3 0
									283 A	UL Lafayette	3 2
									286 H	La.-Monroe	3 1
									291 N	Tennessee Tech	0 3
									293 N	Southeast Mo. St.	3 1
									300 H	Southeastern La.	2 3
									318 A	Nicholls St.	3 1
									324 A	New Orleans	3 1
									324 H	New Orleans	3 0
			LAST 10 GAMES								
			134 N	Sam Houston St.	1 3	245 H	Abilene Christian	0 3			
			134 H	Sam Houston St.	1 3	168 A	SFA	0 3			
			168 H	SFA	0 3	134 A	Sam Houston St.	2 3			
			212 H	Central Ark.	2 3	300 H	Southeastern La.	2 3			
			324 A	New Orleans	3 1	324 H	New Orleans	3 0			

Non-Div. I Games:

Northwestern St.

Average RPI Win:	287	WON-LOST RECORD	WINNING PCT. RANK	LAST 10 GAMES	STRENGTH OF SCHEDULE	OPP. STRENGTH OF SCHEDULE	TEAM RPI	ADJ RPI	CONF. RPI	ADJ CONF. RPI											
DIV. I ONLY		21- 13	.61765 102	4- 6	327	318	247	.43787 252	30	30											
DIV. I NON-CONF.		8- 5	.61538 119	0- 0	330	322	270	.41107 273	31	31											
<hr/>																					
TOTALS	RPI 1-25	RPI 26-50		W-L RECORDS	RPI 51-100		RPI 101-150		RPI 150+												
21- 13	0- 0	0- 0		OVERALL	0- 0		0- 3		21- 10												
9- 3	0- 0	0- 0		HOME	0- 0		0- 1		9- 2												
5- 9	0- 0	0- 0		AWAY	0- 0		0- 2		5- 7												
7- 1	0- 0	0- 0		NEUTRAL	0- 0		0- 0		7- 1												
<hr/>																					
8- 5	0- 0	0- 0		NON-CONFERENCE	0- 0		0- 0		8- 5												
2- 1	0- 0	0- 0		HOME	0- 0		0- 0		2- 1												
1- 3	0- 0	0- 0		AWAY	0- 0		0- 0		1- 3												
5- 1	0- 0	0- 0		NEUTRAL	0- 0		0- 0		5- 1												
<hr/>																					
13- 8	0- 0	0- 0		CONFERENCE	0- 0		0- 3		13- 5												
7- 2	0- 0	0- 0		HOME	0- 0		0- 1		7- 1												
4- 6	0- 0	0- 0		AWAY	0- 0		0- 2		4- 4												
2- 0	0- 0	0- 0		NEUTRAL	0- 0		0- 0		2- 0												
<hr/>																					
RPI S	Opponent	Score	RPI S	Opponent	Score	RPI S	Opponent	Score	RPI S	Opponent	Score										
									122 A	Fairfield	0	3									
									122 A	Fairfield	1	3									
									122 H	Fairfield	0	3									
									225 A	Marist	0	3									
									225 H	Marist	3	2									
									225 N	Marist	3	1									
									232 H	Bryant	3	0									
									249 A	Providence	3	2									
									258 N	Holy Cross	1	3									
									262 A	La Salle	0	3									
									262 N	La Salle	3	2									
									268 A	Rider	3	2									
									268 H	Rider	3	1									
									270 A	Siena	3	0									
									270 H	Siena	3	1									
									273 A	Niagara	1	3									
									273 H	Niagara	2	3									
									273 N	Niagara	3	2									
									274 A	Fordham	0	3									
									280 H	UMass Lowell	0	3									
									299 A	Manhattan	2	3									
									LAST 10 GAMES									299 H	Manhattan	3	0
																		304 N	NJIT	3	0
																		304 N	NJIT	3	1
																		309 A	St. Francis Brooklyn	2	3
312 N	Morgan St.	3	1																		
122 A	Fairfield	1	3	299 A	Manhattan	2	3	315 A	Canisius	2	3										
225 N	Marist	3	1																		
273 N	Niagara	3	2																		
122 A	Fairfield	1	3																		
315 A	Canisius	2	3																		

**Non-Div. I Games:**

Quinnipiac

RPI	S	Opponent	Score	
315	H	Canisius	3	0
316	A	Iona	3	1
316	H	Iona	3	0
321	N	Saint Francis (PA)	3	1
327	H	Fairleigh Dickinson	3	1
331	A	Saint Peter's	3	0
331	H	Saint Peter's	3	0

Quinnipiac

Q  
u  
i  
n  
n  
i  
p  
i  
a  
c

Q  
u  
i  
n  
n  
i  
p  
i  
a  
c

Average RPI Win: 272		WON-LOST	WINNING	LAST 10	STRENGTH OF		OPP. STRENGTH	TEAM	ADJ	CONF.	ADJ CONF.
Average RPI Loss: 118		RECORD	PCT. RANK	GAMES	SCHEDULE		OF SCHEDULE	RPI	RPI	RPI	RPI
DIV. I ONLY		5- 26	.16129	315	1- 9		94	155	255	.43661	253
DIV. I NON-CONF.		4- 9	.30769	257	0- 0		89	241	200	.47511	204
TOTALS		RPI 1-25	RPI 26-50		W-L RECORDS		RPI 51-100		RPI 101-150		RPI 150+
5- 26	0- 0	0- 7		OVERALL		0- 4		0- 7		5- 8	
3- 10	0- 0	0- 4		HOME		0- 1		0- 2		3- 3	
0- 12	0- 0	0- 3		AWAY		0- 2		0- 2		0- 5	
2- 4	0- 0	0- 0		NEUTRAL		0- 1		0- 3		2- 0	
4- 9	0- 0	0- 1		NON-CONFERENCE		0- 2		0- 5		4- 1	
2- 2	0- 0	0- 1		HOME		0- 0		0- 1		2- 0	
0- 3	0- 0	0- 0		AWAY		0- 1		0- 1		0- 1	
2- 4	0- 0	0- 0		NEUTRAL		0- 1		0- 3		2- 0	
1- 17	0- 0	0- 6		CONFERENCE		0- 2		0- 2		1- 7	
1- 8	0- 0	0- 3		HOME		0- 1		0- 1		1- 3	
0- 9	0- 0	0- 3		AWAY		0- 1		0- 1		0- 4	
0- 0	0- 0	0- 0		NEUTRAL		0- 0		0- 0		0- 0	
RPI S	Opponent	Score	RPI S	Opponent	Score	RPI S	Opponent	Score	RPI S	Opponent	Score
			27 H	Dayton	0 3	55 A	Indiana	0 3	102 A	SIUE	0 3
			35 A	Wichita St.	0 3	63 A	Southern Ill.	0 3	108 N	Northern Ky.	0 3
			35 H	Wichita St.	0 3	63 H	Southern Ill.	2 3	109 N	Marshall	0 3
			44 A	UNI	0 3	75 N	Green Bay	0 3	114 N	Kennesaw St.	0 3
			44 H	UNI	0 3				127 A	Illinois St.	0 3
			46 A	Missouri St.	0 3				127 H	Illinois St.	0 3
			46 H	Missouri St.	0 3				135 H	Austin Peay	0 3
									159 A	Loyola Chicago	0 3
									159 H	Loyola Chicago	2 3
									186 A	Drake	1 3
									186 H	Drake	2 3
									198 H	Kent St.	3 2
									228 A	Indiana St.	0 3
									228 H	Indiana St.	2 3
									265 A	Bradley	0 3
									265 H	Bradley	3 2
									286 N	La.-Monroe	3 2
									292 A	Jacksonville St.	2 3
									293 H	Southeast Mo. St.	3 2
									318 N	Nicholls St.	3 1
LAST 10 GAMES											
			35 H	Wichita St.	0 3	159 H	Loyola Chicago	2 3			
			46 H	Missouri St.	0 3	265 H	Bradley	3 2			
			63 H	Southern Ill.	2 3	186 A	Drake	1 3			
			127 A	Illinois St.	0 3	44 A	UNI	0 3			
			228 A	Indiana St.	0 3	63 A	Southern Ill.	0 3			

Non-Div. I Games:

Evansville



Average RPI Win:	264	WON-LOST RECORD	WINNING PCT. RANK	LAST 10 GAMES	STRENGTH OF SCHEDULE	OPP. STRENGTH OF SCHEDULE	TEAM RPI	ADJ RPI	CONF. RPI	ADJ CONF. RPI					
DIV. I ONLY		10- 20	.33333	249	1- 9	245	150	254	.43429	254	7	7			
DIV. I NON-CONF.		9- 4	.69231	74	0- 0	320	299	224	.45056	230	7	7			
<hr/>															
TOTALS	RPI 1-25	RPI 26-50		W-L RECORDS		RPI 51-100		RPI 101-150		RPI 150+					
10- 20	0- 0	0- 4		OVERALL		0- 5		1- 6		9- 5					
4- 11	0- 0	0- 2		HOME		0- 3		1- 3		3- 3					
2- 8	0- 0	0- 2		AWAY		0- 2		0- 3		2- 1					
4- 1	0- 0	0- 0		NEUTRAL		0- 0		0- 0		4- 1					
<hr/>															
9- 4	0- 0	0- 0		NON-CONFERENCE		0- 0		0- 1		9- 3					
3- 3	0- 0	0- 0		HOME		0- 0		0- 1		3- 2					
2- 0	0- 0	0- 0		AWAY		0- 0		0- 0		2- 0					
4- 1	0- 0	0- 0		NEUTRAL		0- 0		0- 0		4- 1					
<hr/>															
1- 16	0- 0	0- 4		CONFERENCE		0- 5		1- 5		0- 2					
1- 8	0- 0	0- 2		HOME		0- 3		1- 2		0- 1					
0- 8	0- 0	0- 2		AWAY		0- 2		0- 3		0- 1					
0- 0	0- 0	0- 0		NEUTRAL		0- 0		0- 0		0- 0					
<hr/>															
RPI	S	Opponent	Score	RPI	S	Opponent	Score	RPI	S	Opponent	Score				
				29	H	Boise St.	0 <span>3</span>	72	H	Wyoming	0 <span>3</span>	129	A	Fresno St.	2 <span>3</span>
				32	A	UNLV	0 <span>3</span>	83	A	Nevada	0 <span>3</span>	129	H	Fresno St.	3 0
				32	H	UNLV	0 <span>3</span>	83	H	Nevada	1 <span>3</span>	133	A	New Mexico	0 <span>3</span>
				48	A	Colorado St.	0 <span>3</span>	90	A	San Diego St.	1 <span>3</span>	133	H	New Mexico	0 <span>3</span>
								90	H	San Diego St.	0 <span>3</span>	138	A	Utah St.	0 <span>3</span>
												138	H	Utah St.	1 <span>3</span>
												143	H	Northern Colo.	0 <span>3</span>
												169	N	Colgate	3 2
												190	A	San Jose St.	0 <span>3</span>
												190	H	San Jose St.	2 <span>3</span>
												219	N	Weber St.	0 <span>3</span>
												235	H	Georgetown	0 <span>3</span>
												259	H	Montana St.	3 2
												283	A	UL Lafayette	3 2
												288	A	Cal St. Fullerton	3 1
												290	H	Southern Utah	3 1
												292	H	Jacksonville St.	3 2
												294	H	Grand Canyon	2 <span>3</span>
												302	N	The Citadel	3 1
												305	N	Alabama A&M	3 1
												318	N	Nicholls St.	3 1
<hr/>															
LAST 10 GAMES															
				48	A	Colorado St.	0 <span>3</span>	83	A	Nevada	0 <span>3</span>				
				72	H	Wyoming	0 <span>3</span>	90	A	San Diego St.	1 <span>3</span>				
				129	H	Fresno St.	3 0	133	H	New Mexico	0 <span>3</span>				
				190	H	San Jose St.	2 <span>3</span>	32	H	UNLV	0 <span>3</span>				
				138	A	Utah St.	0 <span>3</span>	190	A	San Jose St.	0 <span>3</span>				

Non-Div. I Games:

Air Force

Average RPI Win:		294	WON-LOST RECORD		WINNING PCT. RANK		LAST 10 GAMES		STRENGTH OF SCHEDULE		OPP. STRENGTH OF SCHEDULE		TEAM RPI		ADJ RPI		CONF. RPI		ADJ CONF. RPI	
Average RPI Loss:		191																		
DIV. I ONLY			14- 16		.46667	189	6- 4		301		298		258		.4335	255	29		29	
DIV. I NON-CONF.			6- 10		.375	231	0- 1		274		278		271		.41417	270	29		29	
TOTALS		RPI 1-25		RPI 26-50		W-L RECORDS		RPI 51-100		RPI 101-150		RPI 150+								
14- 16		0- 1		0- 1		OVERALL		0- 0		0- 1		14- 13								
7- 5		0- 0		0- 0		HOME		0- 0		0- 1		7- 4								
6- 6		0- 0		0- 1		AWAY		0- 0		0- 0		6- 5								
1- 5		0- 1		0- 0		NEUTRAL		0- 0		0- 0		1- 4								
6- 10		0- 1		0- 1		NON-CONFERENCE		0- 0		0- 1		6- 7								
3- 2		0- 0		0- 0		HOME		0- 0		0- 1		3- 1								
2- 3		0- 0		0- 1		AWAY		0- 0		0- 0		2- 2								
1- 5		0- 1		0- 0		NEUTRAL		0- 0		0- 0		1- 4								
8- 6		0- 0		0- 0		CONFERENCE		0- 0		0- 0		8- 6								
4- 3		0- 0		0- 0		HOME		0- 0		0- 0		4- 3								
4- 3		0- 0		0- 0		AWAY		0- 0		0- 0		4- 3								
0- 0		0- 0		0- 0		NEUTRAL		0- 0		0- 0		0- 0								
RPI	S	Opponent		Score		RPI	S	Opponent		Score		RPI	S	Opponent		Score				
15	N	Western Ky.		0	3	37	A	Pittsburgh		0	3			147	H	West Virginia	0	3		
														162	A	Sacred Heart	0	3		
														162	H	Sacred Heart	1	3		
														177	A	Duquesne	0	3		
														193	A	UMBC	3	2		
														198	A	Kent St.	0	3		
														202	A	LIU Brooklyn	1	3		
														202	H	LIU Brooklyn	3	0		
														213	H	Youngstown St.	1	3		
														232	A	Bryant	2	3		
														232	H	Bryant	1	3		
														241	A	Central Conn. St.	3	1		
														241	H	Central Conn. St.	2	3		
														242	N	Winthrop	2	3		
														244	N	Lehigh	1	3		
														269	N	Morehead St.	1	3		
														284	N	Gardner-Webb	1	3		
														302	A	The Citadel	3	2		
														306	H	Buffalo	3	0		
														309	A	St. Francis Brooklyn	3	1		
														309	H	St. Francis Brooklyn	3	1		
								LAST 10 GAMES						312	N	Morgan St.	3	0		
								202	A	LIU Brooklyn	1	3		319	H	Bucknell	3	2		
								309	A	St. Francis Brooklyn	3	1		321	A	Saint Francis (PA)	3	2		
								321	A	Saint Francis (PA)	3	2		321	H	Saint Francis (PA)	3	0		
								162	H	Sacred Heart	1	3		327	A	Fairleigh Dickinson	3	0		
								327	H	Fairleigh Dickinson	3	0		327	H	Fairleigh Dickinson	3	0		
								202	H	LIU Brooklyn	3	0								

Non-Div. I Games:

Robert Morris

RPI	S	Opponent	Score	
329	H	Coppin St.	3	1

Robert Morris

R  
o  
b  
e  
r  
t  
M  
o  
r  
r  
i  
s

R  
o  
b  
e  
r  
t  
M  
o  
r  
r  
i  
s

Average RPI Win: 271		WON-LOST RECORD		WINNING PCT. RANK		LAST 10 GAMES		STRENGTH OF SCHEDULE		OPP. STRENGTH OF SCHEDULE		TEAM RPI		ADJ RPI		CONF. RPI		ADJ CONF. RPI	
DIV. I ONLY		13- 17		.43333 200		4- 6		282		256		253		.43334 256		14		14	
DIV. I NON-CONF.		9- 7		.5625 145		1- 0		315		308		250		.42447 261		16		16	
TOTALS		RPI 1-25		RPI 26-50		W-L RECORDS		RPI 51-100		RPI 101-150		RPI 150+							
13- 17		0- 1		0- 0		OVERALL		1- 2		0- 4		12- 10							
6- 5		0- 1		0- 0		HOME		1- 0		0- 2		5- 2							
3- 8		0- 0		0- 0		AWAY		0- 2		0- 1		3- 5							
4- 4		0- 0		0- 0		NEUTRAL		0- 0		0- 1		4- 3							
9- 7		0- 0		0- 0		NON-CONFERENCE		0- 1		0- 1		9- 5							
3- 1		0- 0		0- 0		HOME		0- 0		0- 0		3- 1							
2- 2		0- 0		0- 0		AWAY		0- 1		0- 0		2- 1							
4- 4		0- 0		0- 0		NEUTRAL		0- 0		0- 1		4- 3							
4- 10		0- 1		0- 0		CONFERENCE		1- 1		0- 3		3- 5							
3- 4		0- 1		0- 0		HOME		1- 0		0- 2		2- 1							
1- 6		0- 0		0- 0		AWAY		0- 1		0- 1		1- 4							
0- 0		0- 0		0- 0		NEUTRAL		0- 0		0- 0		0- 0							
RPI S	Opponent	Score		RPI S	Opponent	Score		RPI S	Opponent	Score		RPI S	Opponent	Score					
15 H	Western Ky.	0 3						66 A	Rice	0 3		101 A	Southern Miss.	0 3					
								67 H	UTSA	3 0		101 H	Southern Miss.	0 3					
								74 A	Tulsa	1 3		109 H	Marshall	1 3					
												121 N	Bowling Green	2 3					
												173 A	Memphis	1 3					
												178 A	Fla. Atlantic	0 3					
												182 A	North Texas	1 3					
												182 H	North Texas	0 3					
												183 N	Ill.-Chicago	2 3					
												186 N	Drake	0 3					
												216 H	UTEP	3 1					
												221 N	Oral Roberts	3 1					
												236 A	FIU	1 3					
												251 N	Northwestern St.	3 1					
												277 A	UAB	1 3					
												278 H	Middle Tenn.	3 1					
												281 A	Charlotte	3 1					
												286 H	La.-Monroe	0 3					
												293 A	Southeast Mo. St.	3 2					
												310 A	Eastern Ill.	3 2					
												310 N	Eastern Ill.	3 1					
												314 H	Ark.-Pine Bluff	3 0					
												324 N	New Orleans	1 3					
												325 H	Grambling	3 0					
												326 H	Jackson St.	3 0					
												326 N	Jackson St.	3 0					
LAST 10 GAMES																			
101 H	Southern Miss.	0 3		236 A	FIU	1 3		324 N	New Orleans	1 3		325 H	Grambling	3 0					
182 A	North Texas	1 3		178 A	Fla. Atlantic	0 3		326 H	Jackson St.	3 0		326 N	Jackson St.	3 0					
281 A	Charlotte	3 1		109 H	Marshall	1 3													
67 H	UTSA	3 0		101 A	Southern Miss.	0 3													
216 H	UTEP	3 1		325 H	Grambling	3 0													

Non-Div. I Games:

Louisiana Tech

Average RPI Win: 271		WON-LOST RECORD		WINNING PCT. RANK		LAST 10 GAMES		STRENGTH OF SCHEDULE		OPP. STRENGTH OF SCHEDULE		TEAM RPI		ADJ RPI		CONF. RPI		ADJ CONF. RPI	
DIV. I ONLY		11- 16		.40741 213		4- 6		269		282		256		.43268 257		24		24	
DIV. I NON-CONF.		5- 5		.5 168		0- 0		321		296		278		.40356 278		27		27	
TOTALS		RPI 1-25		RPI 26-50		W-L RECORDS		RPI 51-100		RPI 101-150		RPI 150+							
11- 16		0- 0		0- 0		OVERALL		0- 1		1- 4		10- 11							
8- 4		0- 0		0- 0		HOME		0- 0		1- 1		7- 3							
2- 8		0- 0		0- 0		AWAY		0- 1		0- 2		2- 5							
1- 4		0- 0		0- 0		NEUTRAL		0- 0		0- 1		1- 3							
5- 5		0- 0		0- 0		NON-CONFERENCE		0- 1		0- 0		5- 4							
4- 0		0- 0		0- 0		HOME		0- 0		0- 0		4- 0							
0- 2		0- 0		0- 0		AWAY		0- 1		0- 0		0- 1							
1- 3		0- 0		0- 0		NEUTRAL		0- 0		0- 0		1- 3							
6- 11		0- 0		0- 0		CONFERENCE		0- 0		1- 4		5- 7							
4- 4		0- 0		0- 0		HOME		0- 0		1- 1		3- 3							
2- 6		0- 0		0- 0		AWAY		0- 0		0- 2		2- 4							
0- 1		0- 0		0- 0		NEUTRAL		0- 0		0- 1		0- 0							
RPI	S	Opponent		Score	RPI	S	Opponent		Score	RPI	S	Opponent		Score					
							53	A	UCF	0	3	111	A	High Point	0	3			
												111	H	High Point	3	0			
												111	N	High Point	1	3			
												120	A	Radford	2	3			
												120	H	Radford	1	3			
												170	A	Liberty	0	3			
												170	H	Liberty	2	3			
												176	A	Campbell	0	3			
												176	H	Campbell	1	3			
												184	A	Georgia	1	3			
												212	N	Central Ark.	1	3			
												217	N	Central Mich.	0	3			
												242	A	Winthrop	3	1			
												242	H	Winthrop	3	1			
												260	N	San Francisco	1	3			
												266	H	Western Caro.	3	0			
												284	A	Gardner-Webb	3	2			
												284	H	Gardner-Webb	3	2			
												285	A	Charleston So.	1	3			
												285	H	Charleston So.	1	3			
												296	H	Stetson	3	2			
												301	A	Presbyterian	2	3			
												301	H	Presbyterian	3	2			
												305	H	Alabama A&M	3	0			
												322	H	N.C. Central	3	0			
												330	N	Savannah St.	3	0			
					LAST 10 GAMES														

Non-Div. I Games: Montreat 3 0

UNC Asheville

Average RPI Win:	293	WON-LOST	WINNING	LAST 10	STRENGTH OF	OPP. STRENGTH	TEAM	ADJ	CONF.	ADJ CONF.	
Average RPI Loss:	175	RECORD	PCT. RANK	GAMES	SCHEDULE	OF SCHEDULE	RPI	RPI	RPI	RPI	
DIV. I ONLY	10- 19	.34483	247	5- 5	220	288	257	.43234	258	27	27
DIV. I NON-CONF.	4- 9	.30769	257	0- 0	176	286	247	.4339	247	28	28
<hr/>											
TOTALS	RPI 1-25	RPI 26-50		W-L RECORDS		RPI 51-100		RPI 101-150		RPI 150+	
10- 19	0- 0	0- 0		OVERALL		0- 3		0- 5		10- 11	
4- 8	0- 0	0- 0		HOME		0- 1		0- 2		4- 5	
3- 8	0- 0	0- 0		AWAY		0- 2		0- 2		3- 4	
3- 3	0- 0	0- 0		NEUTRAL		0- 0		0- 1		3- 2	
4- 9	0- 0	0- 0		NON-CONFERENCE		0- 1		0- 3		4- 5	
1- 3	0- 0	0- 0		HOME		0- 0		0- 1		1- 2	
0- 3	0- 0	0- 0		AWAY		0- 1		0- 1		0- 1	
3- 3	0- 0	0- 0		NEUTRAL		0- 0		0- 1		3- 2	
6- 10	0- 0	0- 0		CONFERENCE		0- 2		0- 2		6- 6	
3- 5	0- 0	0- 0		HOME		0- 1		0- 1		3- 3	
3- 5	0- 0	0- 0		AWAY		0- 1		0- 1		3- 3	
0- 0	0- 0	0- 0		NEUTRAL		0- 0		0- 0		0- 0	
RPI	S	Opponent	Score	RPI	S	Opponent	Score	RPI	S	Opponent	Score
						51 A James Madison	0 3			122 H Fairfield	0 3
						87 A American	0 3			126 N Idaho St.	1 3
						87 H American	0 3			139 A New Hampshire	0 3
										150 A Army West Point	1 3
										150 H Army West Point	0 3
										162 N Sacred Heart	1 3
										169 A Colgate	0 3
										169 H Colgate	0 3
										180 A Navy	2 3
										180 H Navy	1 3
										232 H Bryant	0 3
										244 A Lehigh	0 3
										244 H Lehigh	3 0
										248 N Georgia St.	0 3
										249 A Providence	0 3
										252 N Quinnipiac	3 1
										261 H Brown	3 2
										262 N La Salle	3 0
										280 H UMass Lowell	0 3
										303 A Loyola Maryland	3 1
										303 H Loyola Maryland	1 3
										319 A Bucknell	3 0
										319 H Bucknell	3 0
										322 N N.C. Central	3 0
										323 A Lafayette	3 1
										323 H Lafayette	3 1
						LAST 10 GAMES					
						244 H Lehigh	3 0			87 A American	0 3
						319 H Bucknell	3 0			169 A Colgate	0 3
						323 H Lafayette	3 1			150 A Army West Point	1 3
						180 H Navy	1 3			319 A Bucknell	3 0
						303 A Loyola Maryland	3 1			244 A Lehigh	0 3

Non-Div. I Games:

Holy Cross

Average RPI Win: 274		WON-LOST RECORD		WINNING PCT. RANK		LAST 10 GAMES		STRENGTH OF SCHEDULE		OPP. STRENGTH OF SCHEDULE		TEAM RPI		ADJ RPI		CONF. RPI		ADJ CONF. RPI					
DIV. I ONLY		5- 20		.2 304		1- 9		147		191		260		.43071 259		18		18					
DIV. I NON-CONF.		2- 7		.22222 285		0- 0		75		138		209		.47015 209		17		17					
TOTALS		RPI 1-25		RPI 26-50		W-L RECORDS		RPI 51-100		RPI 101-150		RPI 150+											
5- 20		0- 2		0- 0		OVERALL		0- 5		0- 7		5- 6											
2- 7		0- 1		0- 0		HOME		0- 1		0- 3		2- 2											
1- 10		0- 1		0- 0		AWAY		0- 2		0- 3		1- 4											
2- 3		0- 0		0- 0		NEUTRAL		0- 2		0- 1		2- 0											
2- 7		0- 2		0- 0		NON-CONFERENCE		0- 2		0- 2		2- 1											
0- 1		0- 1		0- 0		HOME		0- 0		0- 0		0- 0											
0- 3		0- 1		0- 0		AWAY		0- 0		0- 1		0- 1											
2- 3		0- 0		0- 0		NEUTRAL		0- 2		0- 1		2- 0											
3- 13		0- 0		0- 0		CONFERENCE		0- 3		0- 5		3- 5											
2- 6		0- 0		0- 0		HOME		0- 1		0- 3		2- 2											
1- 7		0- 0		0- 0		AWAY		0- 2		0- 2		1- 3											
0- 0		0- 0		0- 0		NEUTRAL		0- 0		0- 0		0- 0											
RPI	S	Opponent		Score		RPI	S	Opponent		Score		RPI	S	Opponent		Score							
3	A	Nebraska		0	3							107	A	Denver		0	3						
18	H	Creighton		0	3							80	N	Gonzaga		0	3						
												92	A	Northern Ariz.		0	3						
												98	A	North Dakota		0	3						
												98	H	North Dakota		0	3						
																		126	H	Idaho St.		1	3
																		138	N	Utah St.		0	3
																		143	A	Northern Colo.		0	3
																		143	H	Northern Colo.		1	3
																		148	A	Portland St.		0	3
																		199	A	Eastern Wash.		1	3
																		199	H	Eastern Wash.		1	3
																		205	A	Idaho		2	3
																		205	H	Idaho		1	3
																		219	H	Weber St.		3	2
																		254	A	Air Force		2	3
																		276	A	Montana		0	3
																		276	H	Montana		3	1
																		290	A	Southern Utah		3	0
																		292	N	Jacksonville St.		3	1
																		294	N	Grand Canyon		3	2

Non-Div. I Games:

Montana St.

Average RPI Win:		253	WON-LOST RECORD		WINNING PCT. RANK		LAST 10 GAMES		STRENGTH OF SCHEDULE		OPP. STRENGTH OF SCHEDULE		TEAM RPI		ADJ RPI		CONF. RPI		ADJ CONF. RPI	
DIV. I ONLY			4- 26	.13333	323	0- 10			116		96		262		.42936	260	5		5	
DIV. I NON-CONF.			4- 9	.30769	257	0- 0			205		213		253		.43062	252	5		5	
TOTALS		RPI 1-25		RPI 26-50			W-L RECORDS			RPI 51-100			RPI 101-150			RPI 150+				
4- 26		0- 4		0- 0			OVERALL			0- 11			0- 4			4- 7				
2- 13		0- 2		0- 0			HOME			0- 6			0- 2			2- 3				
0- 10		0- 2		0- 0			AWAY			0- 4			0- 2			0- 2				
2- 3		0- 0		0- 0			NEUTRAL			0- 1			0- 0			2- 2				
4- 9		0- 0		0- 0			NON-CONFERENCE			0- 4			0- 0			4- 5				
2- 5		0- 0		0- 0			HOME			0- 3			0- 0			2- 2				
0- 1		0- 0		0- 0			AWAY			0- 0			0- 0			0- 1				
2- 3		0- 0		0- 0			NEUTRAL			0- 1			0- 0			2- 2				
0- 17		0- 4		0- 0			CONFERENCE			0- 7			0- 4			0- 2				
0- 8		0- 2		0- 0			HOME			0- 3			0- 2			0- 1				
0- 9		0- 2		0- 0			AWAY			0- 4			0- 2			0- 1				
0- 0		0- 0		0- 0			NEUTRAL			0- 0			0- 0			0- 0				
RPI	S	Opponent		Score		RPI	S	Opponent		Score		RPI	S	Opponent		Score				
8	A	BYU		0 <div>3</div>					55	H	Indiana		1 <div>3</div>		115	A	Pepperdine		1 <div>3</div>	
8	H	BYU		1 <div>3</div>					65	A	Loyola Marymount		0 <div>3</div>		115	H	Pepperdine		0 <div>3</div>	
13	A	San Diego		0 <div>3</div>					65	H	Loyola Marymount		0 <div>3</div>		124	A	Santa Clara		0 <div>3</div>	
13	H	San Diego		0 <div>3</div>					77	H	Princeton		0 <div>3</div>		124	H	Santa Clara		0 <div>3</div>	
									80	A	Gonzaga		0 <div>3</div>		161	A	St. Mary's (CA)		0 <div>3</div>	
									80	H	Gonzaga		0 <div>3</div>		161	H	St. Mary's (CA)		0 <div>3</div>	
									84	A	Pacific		0 <div>3</div>		164	H	Columbia		3 0	
									86	H	UC Santa Barbara		0 <div>3</div>		171	H	St. John's (NY)		0 <div>3</div>	
									88	A	Portland		0 <div>3</div>		175	N	UC Irvine		0 <div>3</div>	
									88	H	Portland		2 <div>3</div>		176	H	Campbell		2 <div>3</div>	
									92	N	Northern Ariz.		0 <div>3</div>		184	A	Georgia		1 <div>3</div>	
															257	N	UNC Asheville		3 1	
															261	H	Brown		3 1	
															271	N	UC Riverside		2 <div>3</div>	
															330	N	Savannah St.		3 0	
						LAST 10 GAMES														
						13 H San Diego			0 <div>3</div>		88 H Portland		2 <div>3</div>							
						8 H BYU			1 <div>3</div>		80 H Gonzaga		0 <div>3</div>							
						115 A Pepperdine			1 <div>3</div>		84 A Pacific		0 <div>3</div>							
						65 A Loyola Marymount			0 <div>3</div>		161 A St. Mary's (CA)		0 <div>3</div>							
						124 A Santa Clara			0 <div>3</div>		65 H Loyola Marymount		0 <div>3</div>							

Non-Div. I Games:

San Francisco



Average RPI Win: 227		WON-LOST RECORD	WINNING PCT. RANK		LAST 10 GAMES	STRENGTH OF SCHEDULE	OPP. STRENGTH OF SCHEDULE	TEAM RPI	ADJ RPI		CONF. RPI	ADJ CONF. RPI
Average RPI Loss: 167												
DIV. I ONLY		5- 19	.20833	303	2- 8	142	246	263	.42902	261	17	16
DIV. I NON-CONF.		2- 8	.2	290	0- 0	147	270	264	.41955	264	21	21
TOTALS		RPI 1-25	RPI 26-50		W-L RECORDS	RPI 51-100		RPI 101-150		RPI 150+		
5- 19	0- 0	0- 0		OVERALL		0- 6		0- 1		5- 12		
4- 8	0- 0	0- 0		HOME		0- 3		0- 0		4- 5		
1- 8	0- 0	0- 0		AWAY		0- 2		0- 0		1- 6		
0- 3	0- 0	0- 0		NEUTRAL		0- 1		0- 1		0- 1		
2- 8	0- 0	0- 0		NON-CONFERENCE		0- 2		0- 1		2- 5		
2- 3	0- 0	0- 0		HOME		0- 1		0- 0		2- 2		
0- 2	0- 0	0- 0		AWAY		0- 0		0- 0		0- 2		
0- 3	0- 0	0- 0		NEUTRAL		0- 1		0- 1		0- 1		
3- 11	0- 0	0- 0		CONFERENCE		0- 4		0- 0		3- 7		
2- 5	0- 0	0- 0		HOME		0- 2		0- 0		2- 3		
1- 6	0- 0	0- 0		AWAY		0- 2		0- 0		1- 4		
0- 0	0- 0	0- 0		NEUTRAL		0- 0		0- 0		0- 0		
RPI	S	Opponent	Score	RPI	S	Opponent	Score	RPI	S	Opponent	Score	
						77 A Princeton	0 3	122 N		Fairfield	0 3	
						77 H Princeton	0 3	164 A		Columbia	0 3	
						78 H New Mexico St.	0 3	164 H		Columbia	0 3	
						86 N UC Santa Barbara	0 3	171 N		St. John's (NY)	0 3	
						94 A Yale	1 3	200 A		Harvard	2 3	
						94 H Yale	0 3	200 H		Harvard	1 3	
								203 A		Cornell	3 2	
								203 H		Cornell	1 3	
								214 H		Binghamton	1 3	
								218 A		Penn	0 3	
								218 H		Penn	3 1	
								232 H		Bryant	3 1	
								241 H		Central Conn. St.	3 2	
								243 A		Dartmouth	2 3	
								243 H		Dartmouth	3 1	
								249 H		Providence	2 3	
								258 A		Holy Cross	2 3	
								260 A		San Francisco	1 3	
LAST 10 GAMES												
						200 A Harvard	2 3	164 H		Columbia	0 3	
						243 A Dartmouth	2 3	94 A		Yale	1 3	
						77 H Princeton	0 3	218 A		Penn	0 3	
						218 H Penn	3 1	77 A		Princeton	0 3	
						203 H Cornell	1 3	243 H		Dartmouth	3 1	

Non-Div. I Games:

Brown

Average RPI Win: 293		WON-LOST RECORD		WINNING PCT. RANK		LAST 10 GAMES		STRENGTH OF SCHEDULE		OPP. STRENGTH OF SCHEDULE		TEAM RPI		ADJ RPI		CONF. RPI		ADJ CONF. RPI	
DIV. I ONLY		10- 20		.33333 249		2- 8		252		265		267		.42671 262		19		17	
DIV. I NON-CONF.		9- 7		.5625 145		1- 0		299		305		239		.44167 239		20		20	
TOTALS		RPI 1-25		RPI 26-50		W-L RECORDS		RPI 51-100		RPI 101-150		RPI 150+							
10- 20		0- 0		0- 3		OVERALL		0- 3		0- 2		10- 12							
5- 8		0- 0		0- 2		HOME		0- 2		0- 1		5- 3							
3- 10		0- 0		0- 1		AWAY		0- 1		0- 1		3- 7							
2- 2		0- 0		0- 0		NEUTRAL		0- 0		0- 0		2- 2							
9- 7		0- 0		0- 1		NON-CONFERENCE		0- 1		0- 0		9- 5							
4- 2		0- 0		0- 1		HOME		0- 1		0- 0		4- 0							
3- 3		0- 0		0- 0		AWAY		0- 0		0- 0		3- 3							
2- 2		0- 0		0- 0		NEUTRAL		0- 0		0- 0		2- 2							
1- 13		0- 0		0- 2		CONFERENCE		0- 2		0- 2		1- 7							
1- 6		0- 0		0- 1		HOME		0- 1		0- 1		1- 3							
0- 7		0- 0		0- 1		AWAY		0- 1		0- 1		0- 4							
0- 0		0- 0		0- 0		NEUTRAL		0- 0		0- 0		0- 0							
RPI	S	Opponent		Score	RPI	S	Opponent		Score	RPI	S	Opponent		Score	RPI	S	Opponent		Score
					27	A	Dayton		0 3	70	H	Villanova		1 3	140	A	Rhode Island		0 3
					27	H	Dayton		0 3	76	A	Saint Louis		0 3	140	H	Rhode Island		0 3
					49	H	Temple		1 3	76	H	Saint Louis		0 3	153	H	VCU		0 3
															171	A	St. John's (NY)		0 3
															177	A	Duquesne		0 3
															177	H	Duquesne		2 3
															214	N	Binghamton		3 0
															218	A	Penn		0 3
															233	A	George Washington		0 3
															237	H	Davidson		2 3
															249	A	Providence		1 3
															252	H	Quinnipiac		3 0
															252	N	Quinnipiac		2 3
															258	N	Holy Cross		0 3
															273	N	Niagara		3 1
															274	A	Fordham		1 3
															274	H	Fordham		3 2
															275	A	George Mason		2 3
															304	H	NJIT		3 0
															312	H	Morgan St.		3 0
															321	H	Saint Francis (PA)		3 1
															323	A	Lafayette		3 0
															327	A	Fairleigh Dickinson		3 2
															328	A	Delaware St.		3 0
LAST 10 GAMES																			
					177	A	Duquesne		0 3	76	A	Saint Louis		0 3					
					27	H	Dayton		0 3	27	A	Dayton		0 3					
					76	H	Saint Louis		0 3	328	A	Delaware St.		3 0					
					275	A	George Mason		2 3	274	H	Fordham		3 2					
					233	A	George Washington		0 3	140	H	Rhode Island		0 3					

Non-Div. I Games:

La Salle

Average RPI Win:	274	WON-LOST RECORD	WINNING PCT. RANK	LAST 10 GAMES	STRENGTH OF SCHEDULE	OPP. STRENGTH OF SCHEDULE	TEAM RPI	ADJ RPI	CONF. RPI	ADJ CONF. RPI	
DIV. I ONLY		9- 22	.29032 268	4- 6	191	257	259	.42639 263	26	26	
DIV. I NON-CONF.		4- 11	.26667 276	0- 0	165	228	244	.43454 244	26	26	
<hr/>											
TOTALS	RPI 1-25		RPI 26-50	W-L RECORDS		RPI 51-100		RPI 101-150		RPI 150+	
9- 22	0- 0		0- 0	OVERALL		0- 7		0- 5		9- 10	
4- 6	0- 0		0- 0	HOME		0- 2		0- 2		4- 2	
3- 9	0- 0		0- 0	AWAY		0- 2		0- 3		3- 4	
2- 7	0- 0		0- 0	NEUTRAL		0- 3		0- 0		2- 4	
4- 11	0- 0		0- 0	NON-CONFERENCE		0- 5		0- 1		4- 5	
1- 1	0- 0		0- 0	HOME		0- 1		0- 0		1- 0	
1- 3	0- 0		0- 0	AWAY		0- 1		0- 1		1- 1	
2- 7	0- 0		0- 0	NEUTRAL		0- 3		0- 0		2- 4	
5- 11	0- 0		0- 0	CONFERENCE		0- 2		0- 4		5- 5	
3- 5	0- 0		0- 0	HOME		0- 1		0- 2		3- 2	
2- 6	0- 0		0- 0	AWAY		0- 1		0- 2		2- 3	
0- 0	0- 0		0- 0	NEUTRAL		0- 0		0- 0		0- 0	
RPI S	Opponent	Score	RPI S	Opponent	Score	RPI S	Opponent	Score	RPI S	Opponent	Score
						57 A	Arkansas St.	0 3	102 A	SIUE	1 3
						74 N	Tulsa	0 3	102 H	SIUE	1 3
						85 N	South Carolina	0 3	104 A	Col. of Charleston	0 3
						92 H	Northern Ariz.	1 3	135 A	Austin Peay	0 3
						96 A	Murray St.	0 3	135 H	Austin Peay	0 3
						96 H	Murray St.	0 3	164 N	Mississippi St.	0 3
						99 N	Oklahoma	1 3	173 N	Memphis	0 3
									179 H	Belmont	1 3
									192 H	Tennessee St.	3 2
									209 A	Little Rock	0 3
									212 N	Central Ark.	0 3
									214 N	Binghamton	3 1
									240 A	Eastern Ky.	1 3
									269 A	Morehead St.	3 0
									277 A	UAB	3 1
									283 N	UL Lafayette	1 3
									291 A	Tennessee Tech	1 3
									292 H	Jacksonville St.	3 0
									293 A	Southeast Mo. St.	0 3
									293 H	Southeast Mo. St.	3 2
									305 H	Alabama A&M	3 0
									310 A	Eastern Ill.	3 2
									310 H	Eastern Ill.	1 3
									314 N	Ark.-Pine Bluff	3 0
LAST 10 GAMES											
				292 H Jacksonville St.	3 0		135 H Austin Peay	0 3			
				293 A Southeast Mo. St.	0 3		240 A Eastern Ky.	1 3			
				102 A SIUE	1 3		269 A Morehead St.	3 0			
				310 A Eastern Ill.	3 2		179 H Belmont	1 3			
				96 H Murray St.	0 3		192 H Tennessee St.	3 2			

Non-Div. I Games:

UT Martin

Average RPI Win: 227		WON-LOST RECORD	WINNING PCT. RANK		LAST 10 GAMES		STRENGTH OF SCHEDULE		OPP. STRENGTH OF SCHEDULE		TEAM RPI	ADJ RPI	CONF. RPI	ADJ CONF. RPI
Average RPI Loss: 156			8- 22	.26667 277	4- 6	194	200	261	.42592 264	25	25			
DIV. I ONLY		3- 11	.21429 288	0- 0	108	116	231	.45029 231	22	22				
DIV. I NON-CONF.														
TOTALS		RPI 1-25	RPI 26-50		W-L RECORDS		RPI 51-100		RPI 101-150		RPI 150+			
8- 22		0- 0	0- 3		OVERALL		1- 5		0- 3		7- 11			
5- 8		0- 0	0- 1		HOME		0- 1		0- 1		5- 5			
2- 8		0- 0	0- 0		AWAY		0- 3		0- 1		2- 4			
1- 6		0- 0	0- 2		NEUTRAL		1- 1		0- 1		0- 2			
3- 11		0- 0	0- 3		NON-CONFERENCE		1- 3		0- 1		2- 4			
2- 3		0- 0	0- 1		HOME		0- 0		0- 0		2- 2			
0- 2		0- 0	0- 0		AWAY		0- 2		0- 0		0- 0			
1- 6		0- 0	0- 2		NEUTRAL		1- 1		0- 1		0- 2			
5- 11		0- 0	0- 0		CONFERENCE		0- 2		0- 2		5- 7			
3- 5		0- 0	0- 0		HOME		0- 1		0- 1		3- 3			
2- 6		0- 0	0- 0		AWAY		0- 1		0- 1		2- 4			
0- 0		0- 0	0- 0		NEUTRAL		0- 0		0- 0		0- 0			
RPI S	Opponent	Score	RPI S	Opponent	Score	RPI S	Opponent	Score	RPI S	Opponent	Score			
			30 H	Iowa St.	0 3	76 A	Saint Louis	0 3	107 A	Denver	0 3			
			44 N	UNI	0 3	93 N	Ole Miss	1 3	107 H	Denver	1 3			
			50 N	Illinois	0 3	95 A	South Dakota	0 3	144 N	UC Davis	0 3			
						95 H	South Dakota	1 3	174 H	UMKC	0 3			
						96 N	Murray St.	3 2	186 H	Drake	1 3			
						98 A	North Dakota	0 3	189 A	IUPUI	0 3			
									189 H	IUPUI	0 3			
									203 N	Cornell	1 3			
									204 A	North Dakota St.	0 3			
									204 H	North Dakota St.	3 2			
									211 H	Ball St.	3 2			
									221 A	Oral Roberts	3 2			
									221 H	Oral Roberts	3 2			
									234 A	Fort Wayne	1 3			
									234 H	Fort Wayne	2 3			
									245 H	Abilene Christian	3 2			
									265 N	Bradley	1 3			
									297 A	South Dakota St.	0 3			
									297 H	South Dakota St.	3 2			
									317 A	Western Ill.	3 2			
									317 H	Western Ill.	1 3			
			LAST 10 GAMES											
			317 A	Western Ill.	3 2	95 A	South Dakota	0 3						
			107 A	Denver	0 3	234 A	Fort Wayne	1 3						
			221 H	Oral Roberts	3 2	189 A	IUPUI	0 3						
			297 H	South Dakota St.	3 2	204 H	North Dakota St.	3 2						
			204 A	North Dakota St.	0 3	95 H	South Dakota	1 3						

Non-Div. I Games:

Omaha

Average RPI Win: 264		WON-LOST RECORD		WINNING PCT. RANK		LAST 10 GAMES		STRENGTH OF SCHEDULE		OPP. STRENGTH OF SCHEDULE		TEAM RPI		ADJ RPI		CONF. RPI		ADJ CONF. RPI	
DIV. I ONLY		7- 22		.24138 290		1- 9		213		133		269		.42585 265		12		11	
DIV. I NON-CONF.		5- 6		.45455 198		0- 0		292		222		254		.43018 253		11		11	
TOTALS		RPI 1-25		RPI 26-50		W-L RECORDS		RPI 51-100		RPI 101-150		RPI 150+							
7- 22		0- 0		0- 6		OVERALL		0- 3		0- 3		7- 10							
2- 7		0- 0		0- 3		HOME		0- 1		0- 1		2- 2							
1- 12		0- 0		0- 3		AWAY		0- 1		0- 2		1- 6							
4- 3		0- 0		0- 0		NEUTRAL		0- 1		0- 0		4- 2							
5- 6		0- 0		0- 0		NON-CONFERENCE		0- 1		0- 1		5- 4							
0- 0		0- 0		0- 0		HOME		0- 0		0- 0		0- 0							
1- 3		0- 0		0- 0		AWAY		0- 0		0- 1		1- 2							
4- 3		0- 0		0- 0		NEUTRAL		0- 1		0- 0		4- 2							
2- 16		0- 0		0- 6		CONFERENCE		0- 2		0- 2		2- 6							
2- 7		0- 0		0- 3		HOME		0- 1		0- 1		2- 2							
0- 9		0- 0		0- 3		AWAY		0- 1		0- 1		0- 4							
0- 0		0- 0		0- 0		NEUTRAL		0- 0		0- 0		0- 0							
RPI	S	Opponent		Score		RPI	S	Opponent		Score		RPI	S	Opponent		Score			
		35	A Wichita St.	0	3	52	N Northern Ill.	0	3	127	A Illinois St.	0	3						
		35	H Wichita St.	0	3	63	A Southern Ill.	0	3	127	H Illinois St.	0	3						
		44	A UNI	0	3	63	H Southern Ill.	0	3	149	A Milwaukee	2	3						
		44	H UNI	0	3					159	A Loyola Chicago	1	3						
		46	A Missouri St.	0	3					159	H Loyola Chicago	0	3						
		46	H Missouri St.	0	3					174	A UMKC	0	3						
										186	A Drake	1	3						
										186	H Drake	1	3						
										191	N Western Mich.	1	3						
										203	N Cornell	3	0						
										204	A North Dakota St.	0	3						
										216	N UTEP	1	3						
										228	A Indiana St.	1	3						
										228	H Indiana St.	3	1						
										253	A Evansville	2	3						
										253	H Evansville	3	0						
										264	N Omaha	3	1						
										289	N Akron	3	0						
										297	A South Dakota St.	3	0						
										317	N Western Ill.	3	0						
LAST 10 GAMES																			
		159	H Loyola Chicago	0	3	63	A Southern Ill.	0	3										
		44	A UNI	0	3	253	A Evansville	2	3										
		186	A Drake	1	3	228	H Indiana St.	3	1										
		46	H Missouri St.	0	3	127	H Illinois St.	0	3										
		35	H Wichita St.	0	3	159	A Loyola Chicago	1	3										

Non-Div. I Games:

Bradley

Average RPI Win: 248		WON-LOST	WINNING	LAST 10	STRENGTH OF		OPP. STRENGTH	TEAM	ADJ	CONF.	ADJ CONF.
Average RPI Loss: 185		RECORD	PCT. RANK	GAMES	SCHEDULE		OF SCHEDULE	RPI	RPI	RPI	RPI
DIV. I ONLY		11- 19	.36667	238	3- 7		275	247	264	.42519	266
DIV. I NON-CONF.		5- 8	.38462	225	0- 0		324	267	305	.37573	303
TOTALS		RPI 1-25	RPI 26-50		W-L RECORDS		RPI 51-100		RPI 101-150		RPI 150+
11- 19	0- 0	0- 0		OVERALL		0- 0		1- 5		10- 14	
8- 4	0- 0	0- 0		HOME		0- 0		1- 1		7- 3	
1- 11	0- 0	0- 0		AWAY		0- 0		0- 3		1- 8	
2- 4	0- 0	0- 0		NEUTRAL		0- 0		0- 1		2- 3	
5- 8	0- 0	0- 0		NON-CONFERENCE		0- 0		0- 2		5- 6	
3- 1	0- 0	0- 0		HOME		0- 0		0- 0		3- 1	
0- 4	0- 0	0- 0		AWAY		0- 0		0- 1		0- 3	
2- 3	0- 0	0- 0		NEUTRAL		0- 0		0- 1		2- 2	
6- 11	0- 0	0- 0		CONFERENCE		0- 0		1- 3		5- 8	
5- 3	0- 0	0- 0		HOME		0- 0		1- 1		4- 2	
1- 7	0- 0	0- 0		AWAY		0- 0		0- 2		1- 5	
0- 1	0- 0	0- 0		NEUTRAL		0- 0		0- 0		0- 1	
RPI S	Opponent	Score	RPI S	Opponent	Score	RPI S	Opponent	Score	RPI S	Opponent	Score
									103 A	ETSU	2 3
									103 H	ETSU	1 3
									112 A	South Fla.	0 3
									133 N	New Mexico	0 3
									136 A	Samford	0 3
									136 H	Samford	3 1
									151 A	Chattanooga	1 3
									151 H	Chattanooga	3 1
									156 A	UNCG	1 3
									156 H	UNCG	0 3
									156 N	UNCG	2 3
									178 N	Fla. Atlantic	1 3
									197 A	Mercer	1 3
									197 H	Mercer	3 2
									208 A	Wofford	1 3
									208 H	Wofford	0 3
									214 A	Furman	0 3
									214 H	Furman	3 0
									230 A	William & Mary	0 3
									235 N	Georgetown	3 0
									242 A	Winthrop	0 3
									257 A	UNC Asheville	0 3
									277 H	UAB	3 2
									281 N	Charlotte	1 3
									285 H	Charleston So.	3 2
									291 H	Tennessee Tech	1 3
									298 H	Appalachian St.	3 2
			LAST 10 GAMES								
			156 N	UNCG	2 3	214 H	Furman	3 0	277 H	UAB	3 2
			302 A	The Citadel	3 0	156 H	UNCG	0 3	281 N	Charlotte	1 3
			197 A	Mercer	1 3	208 A	Wofford	1 3	285 H	Charleston So.	3 2
			156 A	UNCG	1 3	136 A	Samford	0 3	291 H	Tennessee Tech	1 3
			151 H	Chattanooga	3 1	103 H	ETSU	1 3	298 H	Appalachian St.	3 2

Non-Div. I Games:

Western Caro.

RPI	S	Opponent	Score	
302	A	The Citadel	3	0
302	H	The Citadel	3	0
329	N	Coppin St.	3	0

Western Caro.

W  
e  
s  
t  
e  
r  
n  
C  
a  
r  
o  
.

W  
e  
s  
t  
e  
r  
n  
C  
a  
r  
o  
.

Average RPI Win:		252	WON-LOST RECORD		WINNING PCT. RANK		LAST 10 GAMES		STRENGTH OF SCHEDULE		OPP. STRENGTH OF SCHEDULE		TEAM RPI		ADJ RPI		CONF. RPI		ADJ CONF. RPI	
DIV. I ONLY			6- 22		.21429 301		3- 7		161		234		270		.42423 267		28		28	
DIV. I NON-CONF.			0- 12		0 322		0- 0		71		136		268		.4168 268		25		25	
TOTALS		RPI 1-25		RPI 26-50		W-L RECORDS		RPI 51-100		RPI 101-150		RPI 150+								
6- 22		0- 1		0- 0		OVERALL		0- 7		0- 3		6- 11								
3- 5		0- 0		0- 0		HOME		0- 1		0- 1		3- 3								
3- 9		0- 0		0- 0		AWAY		0- 3		0- 0		3- 6								
0- 8		0- 1		0- 0		NEUTRAL		0- 3		0- 2		0- 2								
0- 12		0- 1		0- 0		NON-CONFERENCE		0- 5		0- 2		0- 4								
0- 0		0- 0		0- 0		HOME		0- 0		0- 0		0- 0								
0- 4		0- 0		0- 0		AWAY		0- 2		0- 0		0- 2								
0- 8		0- 1		0- 0		NEUTRAL		0- 3		0- 2		0- 2								
6- 10		0- 0		0- 0		CONFERENCE		0- 2		0- 1		6- 7								
3- 5		0- 0		0- 0		HOME		0- 1		0- 1		3- 3								
3- 5		0- 0		0- 0		AWAY		0- 1		0- 0		3- 4								
0- 0		0- 0		0- 0		NEUTRAL		0- 0		0- 0		0- 0								
RPI	S	Opponent		Score		RPI	S	Opponent		Score		RPI	S	Opponent		Score				
6	N	Kansas		0 3								126	N	Idaho St.		0 3				
												132	N	Ohio		0 3				
												134	H	Sam Houston St.		1 3				
												164	A	Mississippi St.		2 3				
												168	H	SFA		0 3				
												199	N	Eastern Wash.		0 3				
												207	A	Houston Baptist		3 2				
												207	H	Houston Baptist		3 2				
												212	H	Central Ark.		3 2				
												222	N	Texas Southern		2 3				
												238	A	Houston		2 3				
												245	A	Abilene Christian		0 3				
												245	H	Abilene Christian		3 0				
												246	A	Incarnate Word		2 3				
												246	H	Incarnate Word		2 3				
												251	H	Northwestern St.		2 3				
												282	A	McNeese		2 3				
												300	A	Southeastern La.		2 3				
												318	A	Nicholls St.		3 0				
												324	A	New Orleans		3 1				
LAST 10 GAMES																				
246 H Incarnate Word						2 3		168 H SFA						0 3						
62 H A&M-Corpus Christi						1 3		282 A McNeese						2 3						
245 A Abilene Christian						0 3		318 A Nicholls St.						3 0						
207 H Houston Baptist						3 2		245 H Abilene Christian						3 0						
134 H Sam Houston St.						1 3		62 A A&M-Corpus Christi						0 3						

Non-Div. I Games:

Lamar University



Average RPI Win:	301	WON-LOST RECORD	WINNING PCT. RANK	LAST 10 GAMES	STRENGTH OF SCHEDULE	OPP. STRENGTH OF SCHEDULE	TEAM RPI	ADJ RPI	CONF. RPI	ADJ CONF. RPI	
Average RPI Loss:	211										
DIV. I ONLY		17- 14	.54839 142	7- 3	329	314	265	.42376 268	30	30	
DIV. I NON-CONF.		6- 6	.5 168	0- 0	325	300	284	.39723 285	31	31	
<hr/>											
TOTALS	RPI 1-25	RPI 26-50		W-L RECORDS	RPI 51-100		RPI 101-150		RPI 150+		
17- 14	0- 0	0- 0		OVERALL	0- 1		0- 2		17- 11		
9- 2	0- 0	0- 0		HOME	0- 0		0- 1		9- 1		
4- 8	0- 0	0- 0		AWAY	0- 0		0- 1		4- 7		
4- 4	0- 0	0- 0		NEUTRAL	0- 1		0- 0		4- 3		
<hr/>											
6- 6	0- 0	0- 0		NON-CONFERENCE	0- 1		0- 0		6- 5		
2- 0	0- 0	0- 0		HOME	0- 0		0- 0		2- 0		
0- 3	0- 0	0- 0		AWAY	0- 0		0- 0		0- 3		
4- 3	0- 0	0- 0		NEUTRAL	0- 1		0- 0		4- 2		
<hr/>											
11- 8	0- 0	0- 0		CONFERENCE	0- 0		0- 2		11- 6		
7- 2	0- 0	0- 0		HOME	0- 0		0- 1		7- 1		
4- 5	0- 0	0- 0		AWAY	0- 0		0- 1		4- 4		
0- 1	0- 0	0- 0		NEUTRAL	0- 0		0- 0		0- 1		
<hr/>											
RPI S	Opponent	Score	RPI S	Opponent	Score	RPI S	Opponent	Score	RPI S	Opponent	Score
						87 N	American	0 3	122 A	Fairfield	0 3
						122 H	Fairfield	1 3			
						180 N	Navy	0 3			
						201 N	Rutgers	1 3			
						210 A	UMES	0 3			
						225 A	Marist	1 3			
						225 H	Marist	3 0			
						231 A	Boston College	2 3			
						232 A	Bryant	0 3			
						252 A	Quinnipiac	1 3			
						252 H	Quinnipiac	2 3			
						270 A	Siena	3 2			
						270 H	Siena	3 1			
						270 N	Siena	0 3			
						273 A	Niagara	1 3			
						273 H	Niagara	3 0			
						280 N	UMass Lowell	3 0			
						287 N	Hartford	3 2			
						299 A	Manhattan	0 3			
						299 H	Manhattan	3 0			
						309 H	St. Francis Brooklyn	3 1			
						315 A	Canisius	3 0			
						315 H	Canisius	3 1			
						316 A	Iona	3 2			
						316 H	Iona	3 1			
327 H	Fairleigh Dickinson	3 0									
327 N	Fairleigh Dickinson	3 0									
			LAST 10 GAMES								
			270 N	Siena	0 3	252 A	Quinnipiac	1 3	315 A	Canisius	3 0
			225 H	Marist	3 0	122 A	Fairfield	0 3	315 H	Canisius	3 1
			270 H	Siena	3 1	273 H	Niagara	3 0	316 A	Iona	3 2
			331 H	Saint Peter's	3 0	315 H	Canisius	3 1	316 H	Iona	3 1
			316 A	Iona	3 2	316 H	Iona	3 1	327 H	Fairleigh Dickinson	3 0
						316 H	Iona	3 1	327 N	Fairleigh Dickinson	3 0

Non-Div. I Games:

Rider

RPI	S	Opponent	Score	
331	A	Saint Peter's	3	0
331	H	Saint Peter's	3	0
333	N	South Carolina St.	3	0

Rider

R  
i  
d  
e  
r

R  
i  
d  
e  
r

Average RPI Win: 265		WON-LOST	WINNING	LAST 10	STRENGTH OF		OPP. STRENGTH	TEAM	ADJ	CONF.	ADJ CONF.
Average RPI Loss: 187		RECORD	PCT. RANK	GAMES	SCHEDULE		OF SCHEDULE	RPI	RPI	RPI	RPI
DIV. I ONLY		11- 20	.35484	245	268		269	268	.42345	269	26
DIV. I NON-CONF.		4- 10	.28571	269	280		251	290	.39115	290	26
TOTALS		RPI 1-25	RPI 26-50		W-L RECORDS		RPI 51-100		RPI 101-150		RPI 150+
11- 20	0- 0		0- 1		OVERALL		1- 0		0- 6		10- 13
7- 9	0- 0		0- 1		HOME		1- 0		0- 1		6- 7
2- 7	0- 0		0- 0		AWAY		0- 0		0- 2		2- 5
2- 4	0- 0		0- 0		NEUTRAL		0- 0		0- 3		2- 1
4- 10	0- 0		0- 1		NON-CONFERENCE		0- 0		0- 3		4- 6
2- 6	0- 0		0- 1		HOME		0- 0		0- 1		2- 4
0- 1	0- 0		0- 0		AWAY		0- 0		0- 0		0- 1
2- 3	0- 0		0- 0		NEUTRAL		0- 0		0- 2		2- 1
7- 10	0- 0		0- 0		CONFERENCE		1- 0		0- 3		6- 7
5- 3	0- 0		0- 0		HOME		1- 0		0- 0		4- 3
2- 6	0- 0		0- 0		AWAY		0- 0		0- 2		2- 4
0- 1	0- 0		0- 0		NEUTRAL		0- 0		0- 1		0- 0
RPI S	Opponent	Score	RPI S	Opponent	Score	RPI S	Opponent	Score	RPI S	Opponent	Score
			27 H	Dayton	0 3	96 H	Murray St.	3 0	102 A	SIUE	2 3
									102 N	SIUE	0 3
									108 H	Northern Ky.	1 3
									109 N	Marshall	1 3
									135 A	Austin Peay	1 3
									147 N	West Virginia	2 3
									179 A	Belmont	0 3
									179 H	Belmont	3 1
									192 A	Tennessee St.	1 4
									192 H	Tennessee St.	2 3
									194 H	Wright St.	1 3
									198 H	Kent St.	0 3
									211 H	Ball St.	1 3
									228 N	Indiana St.	0 3
									240 A	Eastern Ky.	0 3
									240 H	Eastern Ky.	2 3
									255 N	Robert Morris	3 1
									263 H	UT Martin	0 3
									276 H	Montana	2 3
									284 N	Gardner-Webb	3 1
									291 A	Tennessee Tech	3 0
									291 H	Tennessee Tech	3 1
									292 A	Jacksonville St.	1 3
									292 H	Jacksonville St.	3 0
									293 H	Southeast Mo. St.	3 1
									298 H	Appalachian St.	3 2
									302 A	The Citadel	2 3
LAST 10 GAMES			102 N	SIUE	0 3	292 H	Jacksonville St.	3 0	292 A	Jacksonville St.	1 3
			179 A	Belmont	0 3	291 H	Tennessee Tech	3 1	292 H	Jacksonville St.	3 0
			192 A	Tennessee St.	1 4	27 H	Dayton	0 3	293 H	Southeast Mo. St.	3 1
			135 A	Austin Peay	1 3	293 H	Southeast Mo. St.	3 1	298 H	Appalachian St.	3 2
			240 H	Eastern Ky.	2 3	263 H	UT Martin	0 3	302 A	The Citadel	2 3

Non-Div. I Games:

Morehead St.

RPI	S	Opponent	Score	
310	A	Eastern Ill.	3	2
329	H	Coppin St.	3	1

Morehead St.

M  
o  
r  
e  
h  
e  
a  
d  
s  
t  
.

M  
o  
r  
e  
h  
e  
a  
d  
s  
t  
.

Average RPI Win: 296		WON-LOST RECORD		WINNING PCT. RANK		LAST 10 GAMES		STRENGTH OF SCHEDULE		OPP. STRENGTH OF SCHEDULE		TEAM RPI		ADJ RPI		CONF. RPI		ADJ CONF. RPI	
DIV. I ONLY		12- 18		.4 215		7- 3		277		305		266		.42294 270		30		30	
DIV. I NON-CONF.		1- 9		.1 309		0- 0		252		158		312		.36409 310		31		31	
TOTALS		RPI 1-25		RPI 26-50		W-L RECORDS		RPI 51-100		RPI 101-150		RPI 150+							
12- 18		0- 1		0- 0		OVERALL		0- 1		0- 4		12- 12							
6- 4		0- 0		0- 0		HOME		0- 0		0- 1		6- 3							
4- 9		0- 0		0- 0		AWAY		0- 0		0- 2		4- 7							
2- 5		0- 1		0- 0		NEUTRAL		0- 1		0- 1		2- 2							
1- 9		0- 1		0- 0		NON-CONFERENCE		0- 1		0- 1		1- 6							
0- 1		0- 0		0- 0		HOME		0- 0		0- 0		0- 1							
0- 3		0- 0		0- 0		AWAY		0- 0		0- 0		0- 3							
1- 5		0- 1		0- 0		NEUTRAL		0- 1		0- 1		1- 2							
11- 9		0- 0		0- 0		CONFERENCE		0- 0		0- 3		11- 6							
6- 3		0- 0		0- 0		HOME		0- 0		0- 1		6- 2							
4- 6		0- 0		0- 0		AWAY		0- 0		0- 2		4- 4							
1- 0		0- 0		0- 0		NEUTRAL		0- 0		0- 0		1- 0							
RPI S	Opponent	Score		RPI S	Opponent	Score		RPI S	Opponent	Score		RPI S	Opponent	Score					
23 N	Penn St.	0 3						59 N	Hofstra	0 3		122 A	Fairfield	0 3					
												122 A	Fairfield	1 3					
												122 H	Fairfield	1 3					
												139 N	New Hampshire	2 3					
												167 A	Virginia Tech	0 3					
												184 N	Georgia	0 3					
												200 A	Harvard	0 3					
												214 H	Binghamton	1 3					
												220 A	Syracuse	1 3					
												225 A	Marist	0 3					
												225 H	Marist	3 1					
												252 A	Quinnipiac	1 3					
												252 H	Quinnipiac	0 3					
												268 A	Rider	1 3					
												268 H	Rider	2 3					
												268 N	Rider	3 0					
												273 A	Niagara	3 0					
												273 H	Niagara	3 1					
												298 N	Appalachian St.	0 3					
												299 A	Manhattan	3 2					
												299 H	Manhattan	3 1					
												309 N	St. Francis Brooklyn	3 2					
												315 A	Canisius	3 1					
												315 H	Canisius	3 0					
												316 A	Iona	0 3					
												316 H	Iona	3 0					
												331 A	Saint Peter's	3 0					
LAST 10 GAMES																			
	122 A	Fairfield	1 3		316 H	Iona	3 0		315 A	Canisius	3 1								
	268 N	Rider	3 0		273 A	Niagara	3 0		315 H	Canisius	3 0								
	331 A	Saint Peter's	3 0		315 A	Canisius	3 1		316 A	Iona	0 3								
	268 A	Rider	1 3		225 H	Marist	3 1		316 H	Iona	3 0								
	299 H	Manhattan	3 1		252 A	Quinnipiac	1 3		331 A	Saint Peter's	3 0								

Non-Div. I Games:

Siena

RPI	S	Opponent	Score	
331	H	Saint Peter's	3	0

Siena

S  
i  
e  
n  
a

S  
i  
e  
n  
a

Average RPI Win:		235	WON-LOST RECORD		WINNING PCT. RANK		LAST 10 GAMES		STRENGTH OF SCHEDULE		OPP. STRENGTH OF SCHEDULE		TEAM RPI		ADJ RPI		CONF. RPI		ADJ CONF. RPI		
DIV. I ONLY			8- 20		.28571 269		2- 8		267		107		271		.42279 271		13		13		
DIV. I NON-CONF.			5- 7		.41667 212		0- 0		311		146		272		.41357 271		10		10		
TOTALS		RPI 1-25		RPI 26-50		W-L RECORDS		RPI 51-100		RPI 101-150		RPI 150+									
8- 20		0- 0		0- 2		OVERALL		2- 6		0- 4		6- 8									
2- 6		0- 0		0- 1		HOME		1- 2		0- 1		1- 2									
1- 11		0- 0		0- 1		AWAY		1- 2		0- 2		0- 6									
5- 3		0- 0		0- 0		NEUTRAL		0- 2		0- 1		5- 0									
5- 7		0- 0		0- 0		NON-CONFERENCE		0- 2		0- 2		5- 3									
0- 0		0- 0		0- 0		HOME		0- 0		0- 0		0- 0									
0- 4		0- 0		0- 0		AWAY		0- 0		0- 1		0- 3									
5- 3		0- 0		0- 0		NEUTRAL		0- 2		0- 1		5- 0									
3- 13		0- 0		0- 2		CONFERENCE		2- 4		0- 2		1- 5									
2- 6		0- 0		0- 1		HOME		1- 2		0- 1		1- 2									
1- 7		0- 0		0- 1		AWAY		1- 2		0- 1		0- 3									
0- 0		0- 0		0- 0		NEUTRAL		0- 0		0- 0		0- 0									
RPI	S	Opponent		Score		RPI	S	Opponent		Score		RPI	S	Opponent		Score					
				28	A	Hawaii		0	3	58	A	Cal Poly		0	3	138	A	Utah St.		0	3
				28	H	Hawaii		0	3	58	H	Cal Poly		0	3	144	A	UC Davis		1	3
										79	A	Long Beach St.		0	3	144	H	UC Davis		1	3
										79	H	Long Beach St.		1	3	148	N	Portland St.		0	3
										83	N	Nevada		0	3	154	A	CSUN		0	3
										86	A	UC Santa Barbara		3	2	154	H	CSUN		1	3
										86	H	UC Santa Barbara		3	1	158	A	CSU Bakersfield		0	3
										92	N	Northern Ariz.		2	3	161	A	St. Mary's (CA)		1	3
																172	A	California		2	3
																175	A	UC Irvine		0	3
																175	H	UC Irvine		1	3
																260	N	San Francisco		3	2
																278	N	Middle Tenn.		3	1
																288	A	Cal St. Fullerton		1	3
																288	H	Cal St. Fullerton		3	0
																290	N	Southern Utah		3	1
																290	N	Southern Utah		3	0
																300	N	Southeastern La.		3	0
LAST 10 GAMES																					
				79	A	Long Beach St.		0	3	288	H	Cal St. Fullerton		3	0						
				154	H	CSUN		1	3	154	A	CSUN		0	3						
				86	A	UC Santa Barbara		3	2	28	H	Hawaii		0	3						
				58	A	Cal Poly		0	3	175	A	UC Irvine		0	3						
				144	H	UC Davis		1	3	144	A	UC Davis		1	3						

Non-Div. I Games:

UC Riverside

Average RPI Win: 273		WON-LOST RECORD		WINNING PCT. RANK		LAST 10 GAMES		STRENGTH OF SCHEDULE		OPP. STRENGTH OF SCHEDULE		TEAM RPI		ADJ RPI		CONF. RPI		ADJ CONF. RPI			
Average RPI Loss: 170																					
DIV. I ONLY		10- 23		.30303 265		4- 6		257		253		273		.41718 272		22		22			
DIV. I NON-CONF.		6- 11		.35294 243		0- 0		235		285		263		.42308 263		19		19			
TOTALS		RPI 1-25		RPI 26-50		W-L RECORDS		RPI 51-100		RPI 101-150		RPI 150+									
10- 23		0- 0		0- 2		OVERALL		0- 4		0- 3		10- 14									
4- 9		0- 0		0- 1		HOME		0- 2		0- 1		4- 5									
3- 10		0- 0		0- 1		AWAY		0- 1		0- 1		3- 7									
3- 4		0- 0		0- 0		NEUTRAL		0- 1		0- 1		3- 2									
6- 11		0- 0		0- 0		NON-CONFERENCE		0- 2		0- 3		6- 6									
2- 4		0- 0		0- 0		HOME		0- 1		0- 1		2- 2									
1- 3		0- 0		0- 0		AWAY		0- 0		0- 1		1- 2									
3- 4		0- 0		0- 0		NEUTRAL		0- 1		0- 1		3- 2									
4- 12		0- 0		0- 2		CONFERENCE		0- 2		0- 0		4- 8									
2- 5		0- 0		0- 1		HOME		0- 1		0- 0		2- 3									
2- 7		0- 0		0- 1		AWAY		0- 1		0- 0		2- 5									
0- 0		0- 0		0- 0		NEUTRAL		0- 0		0- 0		0- 0									
RPI S	Opponent	Score		RPI S	Opponent	Score		RPI S	Opponent	Score		RPI S	Opponent	Score							
				34 A	Coastal Caro.	0	3	57 A	Arkansas St.	0	3	103 A	ETSU	0	3						
				34 H	Coastal Caro.	0	3	78 H	New Mexico St.	0	3	105 H	Tennessee	0	3						
								82 H	Texas St.	0	3	135 N	Austin Peay	0	3						
								88 N	Portland	2	3	164 A	Mississippi St.	0	3						
												166 H	UT Arlington	0	3						
												187 H	Valparaiso	1	3						
												195 A	Alabama St.	3	1						
												196 A	South Ala.	0	3						
												196 H	South Ala.	3	1						
												206 H	Florida A&M	1	3						
												209 A	Little Rock	1	3						
												223 N	USC Upstate	3	2						
												227 A	Ga. Southern	0	3						
												227 H	Ga. Southern	2	3						
												236 N	FIU	0	3						
												248 A	Georgia St.	2	3						
												248 H	Georgia St.	1	3						
												277 A	UAB	2	3						
												283 A	UL Lafayette	0	3						
												286 A	La.-Monroe	3	0						
												295 H	Southern U.	3	0						
												298 A	Appalachian St.	3	2						
												298 H	Appalachian St.	3	2						
												300 H	Southeastern La.	3	0						
												310 N	Eastern Ill.	0	3						
												313 N	Chicago St.	3	1						
												330 N	Savannah St.	3	1						
LAST 10 GAMES				298 A Appalachian St.				3	2	298 H Appalachian St.				3	2	298 H Appalachian St.				3	2
				34 A Coastal Caro.				0	3	196 H South Ala.				3	1	300 H Southeastern La.				3	0
				286 A La.-Monroe				3	0	57 A Arkansas St.				0	3	310 N Eastern Ill.				0	3
				283 A UL Lafayette				0	3	209 A Little Rock				1	3	313 N Chicago St.				3	1
				34 H Coastal Caro.				0	3	248 H Georgia St.				1	3	330 N Savannah St.				3	1

Non-Div. I Games:

Troy



Average RPI Win: 299		WON-LOST RECORD	WINNING PCT. RANK		LAST 10 GAMES	STRENGTH OF SCHEDULE	OPP. STRENGTH OF SCHEDULE	TEAM RPI	ADJ RPI		CONF. RPI	ADJ CONF. RPI					
Average RPI Loss: 201																	
DIV. I ONLY		12- 19	.3871	223	4- 6	283	307	274	.41693	273	30	30					
DIV. I NON-CONF.		2- 10	.16667	297	0- 0	244	220	302	.38075	300	31	31					
<hr/>																	
TOTALS		RPI 1-25		RPI 26-50		W-L RECORDS		RPI 51-100		RPI 101-150		RPI 150+					
12- 19		0- 1		0- 0		OVERALL		0- 1		0- 4		12- 13					
7- 3		0- 0		0- 0		HOME		0- 0		0- 1		7- 2					
5- 8		0- 0		0- 0		AWAY		0- 1		0- 1		5- 6					
0- 8		0- 1		0- 0		NEUTRAL		0- 0		0- 2		0- 5					
2- 10		0- 1		0- 0		NON-CONFERENCE		0- 1		0- 2		2- 6					
1- 0		0- 0		0- 0		HOME		0- 0		0- 0		1- 0					
1- 3		0- 0		0- 0		AWAY		0- 1		0- 0		1- 2					
0- 7		0- 1		0- 0		NEUTRAL		0- 0		0- 2		0- 4					
10- 9		0- 0		0- 0		CONFERENCE		0- 0		0- 2		10- 7					
6- 3		0- 0		0- 0		HOME		0- 0		0- 1		6- 2					
4- 5		0- 0		0- 0		AWAY		0- 0		0- 1		4- 4					
0- 1		0- 0		0- 0		NEUTRAL		0- 0		0- 0		0- 1					
RPI	S	Opponent		Score		RPI	S	Opponent		Score		RPI	S	Opponent		Score	
12	N	UCLA		0 3								65	A	Loyola Marymount		1 3	
												122	A	Fairfield		0 3	
												122	H	Fairfield		2 3	
												127	N	Illinois St.		0 3	
												150	N	Army West Point		0 3	
												171	A	St. John's (NY)		1 3	
												214	N	Binghamton		0 3	
												225	A	Marist		2 3	
												225	H	Marist		2 3	
												241	N	Central Conn. St.		2 3	
												243	A	Dartmouth		0 3	
												252	A	Quinnipiac		3 2	
												252	H	Quinnipiac		3 1	
												252	N	Quinnipiac		2 3	
												262	N	La Salle		1 3	
												268	A	Rider		0 3	
												268	H	Rider		3 1	
												270	A	Siena		1 3	
												270	H	Siena		0 3	
												287	N	Hartford		2 3	
												288	A	Cal St. Fullerton		3 1	
												299	A	Manhattan		2 3	
												299	H	Manhattan		3 1	
												306	H	Buffalo		3 1	
												315	A	Canisius		3 0	
												315	H	Canisius		3 0	
												316	A	Iona		3 2	
												316	H	Iona		3 0	
<hr/>																	
LAST 10 GAMES																	
						252	N	Quinnipiac		2 3		315	H	Canisius		3 0	
						316	A	Iona		3 2		270	H	Siena		0 3	
						299	A	Manhattan		2 3		225	H	Marist		2 3	
						122	H	Fairfield		2 3		268	A	Rider		0 3	
						252	H	Quinnipiac		3 1		331	A	Saint Peter's		3 0	

Non-Div. I Games:

Niagara

RPI	S	Opponent	Score	
331	A	Saint Peter's	3	0
331	H	Saint Peter's	3	0

Niagara

N  
i  
a  
g  
a  
r  
a

N  
i  
a  
g  
a  
r  
a

Average RPI Win: 276		WON-LOST RECORD		WINNING PCT. RANK		LAST 10 GAMES		STRENGTH OF SCHEDULE		OPP. STRENGTH OF SCHEDULE		TEAM RPI		ADJ RPI		CONF. RPI		ADJ CONF. RPI	
DIV. I ONLY		11- 18		.37931 228		1- 9		296		280		275		.41683 274		19		17	
DIV. I NON-CONF.		7- 8		.46667 187		0- 0		310		312		274		.40657 275		20		20	
TOTALS		RPI 1-25		RPI 26-50		W-L RECORDS		RPI 51-100		RPI 101-150		RPI 150+							
11- 18		0- 0		0- 1		OVERALL		0- 2		0- 2		11- 13							
5- 6		0- 0		0- 1		HOME		0- 1		0- 1		5- 3							
2- 10		0- 0		0- 0		AWAY		0- 1		0- 1		2- 8							
4- 2		0- 0		0- 0		NEUTRAL		0- 0		0- 0		4- 2							
7- 8		0- 0		0- 0		NON-CONFERENCE		0- 1		0- 0		7- 7							
3- 1		0- 0		0- 0		HOME		0- 0		0- 0		3- 1							
0- 5		0- 0		0- 0		AWAY		0- 1		0- 0		0- 4							
4- 2		0- 0		0- 0		NEUTRAL		0- 0		0- 0		4- 2							
4- 10		0- 0		0- 1		CONFERENCE		0- 1		0- 2		4- 6							
2- 5		0- 0		0- 1		HOME		0- 1		0- 1		2- 2							
2- 5		0- 0		0- 0		AWAY		0- 0		0- 1		2- 4							
0- 0		0- 0		0- 0		NEUTRAL		0- 0		0- 0		0- 0							
RPI	S	Opponent		Score		RPI	S	Opponent		Score		RPI	S	Opponent		Score			
						27	H	Dayton		0 3		76	H	Saint Louis		1 3			
												97	A	Northeastern		1 3			
												140	A	Rhode Island		0 3			
												140	H	Rhode Island		0 3			
												153	A	VCU		0 3			
												164	A	Columbia		0 3			
												177	A	Duquesne		0 3			
												177	H	Duquesne		1 3			
												214	N	Binghamton		1 3			
												233	A	George Washington		3 0			
												233	H	George Washington		3 1			
												237	A	Davidson		0 3			
												241	A	Central Conn. St.		1 3			
												244	N	Lehigh		3 2			
												247	A	Stony Brook		2 3			
												249	N	Providence		1 3			
												252	H	Quinnipiac		3 0			
												262	A	La Salle		2 3			
												262	H	La Salle		3 1			
												275	A	George Mason		3 1			
												275	H	George Mason		2 3			
												287	N	Hartford		3 2			
												299	H	Manhattan		3 0			
												301	N	Presbyterian		3 0			
												304	H	NJIT		2 3			
												309	A	St. Francis Brooklyn		2 3			
												316	N	Iona		3 1			
												331	H	Saint Peter's		3 0			
LAST 10 GAMES																			
						140	H	Rhode Island		0 3		140	A	Rhode Island		0 3			
						233	H	George Washington		3 1		262	A	La Salle		2 3			
						275	H	George Mason		2 3		177	A	Duquesne		0 3			
						237	A	Davidson		0 3		27	H	Dayton		0 3			
						153	A	VCU		0 3		76	H	Saint Louis		1 3			

Non-Div. I Games:

Fordham

Average RPI Win: 281		WON-LOST	WINNING	LAST 10	STRENGTH OF		OPP. STRENGTH	TEAM	ADJ	CONF.	ADJ CONF.
Average RPI Loss: 177		RECORD	PCT. RANK	GAMES	SCHEDULE		OF SCHEDULE	RPI	RPI	RPI	RPI
DIV. I ONLY		7- 20	.25926	282	3- 7		215	266	276	.41678	275
DIV. I NON-CONF.		4- 9	.30769	257	0- 0		214	301	267	.41797	267
TOTALS		RPI 1-25	RPI 26-50		W-L RECORDS		RPI 51-100		RPI 101-150		RPI 150+
7- 20	0- 0	0- 1		OVERALL		0- 2		0- 3		7- 14	
4- 8	0- 0	0- 0		HOME		0- 1		0- 1		4- 6	
1- 8	0- 0	0- 1		AWAY		0- 1		0- 1		1- 5	
2- 4	0- 0	0- 0		NEUTRAL		0- 0		0- 1		2- 3	
4- 9	0- 0	0- 0		NON-CONFERENCE		0- 1		0- 1		4- 7	
2- 3	0- 0	0- 0		HOME		0- 1		0- 0		2- 2	
0- 2	0- 0	0- 0		AWAY		0- 0		0- 0		0- 2	
2- 4	0- 0	0- 0		NEUTRAL		0- 0		0- 1		2- 3	
3- 11	0- 0	0- 1		CONFERENCE		0- 1		0- 2		3- 7	
2- 5	0- 0	0- 0		HOME		0- 0		0- 1		2- 4	
1- 6	0- 0	0- 1		AWAY		0- 1		0- 1		1- 3	
0- 0	0- 0	0- 0		NEUTRAL		0- 0		0- 0		0- 0	
RPI S	Opponent	Score	RPI S	Opponent	Score	RPI S	Opponent	Score	RPI S	Opponent	Score
			27 A	Dayton	1 3	76 A	Saint Louis	0 3	140 A	Rhode Island	0 3
						87 H	American	2 3	140 H	Rhode Island	0 3
									149 N	Milwaukee	0 3
									153 A	VCU	0 3
									153 H	VCU	1 3
									160 N	Howard	0 3
									160 N	Howard	1 3
									162 A	Sacred Heart	0 3
									177 H	Duquesne	3 2
									218 A	Penn	1 3
									232 H	Bryant	1 3
									233 A	George Washington	2 3
									233 H	George Washington	2 3
									235 H	Georgetown	1 3
									237 A	Davidson	2 3
									237 H	Davidson	0 3
									243 N	Dartmouth	0 3
									262 H	La Salle	3 2
									274 A	Fordham	3 2
									274 H	Fordham	1 3
									303 H	Loyola Maryland	3 0
									311 H	Hampton	3 0
									319 N	Bucknell	3 2
									323 N	Lafayette	3 1
LAST 10 GAMES											
			233 A	George Washington	2 3	153 H	VCU	1 3			
			140 A	Rhode Island	0 3	237 H	Davidson	0 3			
			274 A	Fordham	3 2	233 H	George Washington	2 3			
			262 H	La Salle	3 2	237 A	Davidson	2 3			
			177 H	Duquesne	3 2	153 A	VCU	0 3			

Non-Div. I Games:

George Mason

Average RPI Win: 254		WON-LOST RECORD	WINNING PCT. RANK		LAST 10 GAMES	STRENGTH OF SCHEDULE		OPP. STRENGTH OF SCHEDULE	TEAM RPI	ADJ RPI	CONF. RPI	ADJ CONF. RPI	
Average RPI Loss: 143													
DIV. I ONLY		5- 21	.19231	307	1- 9	182		182	277	.41541	276	18	18
DIV. I NON-CONF.		3- 7	.3	268	0- 0	156		147	226	.45296	224	17	17
TOTALS		RPI 1-25	RPI 26-50		W-L RECORDS		RPI 51-100		RPI 101-150		RPI 150+		
5- 21	0- 0	0- 2		OVERALL		0- 6		0- 5		5- 8			
2- 7	0- 0	0- 0		HOME		0- 2		0- 3		2- 2			
1- 10	0- 0	0- 2		AWAY		0- 2		0- 2		1- 4			
2- 4	0- 0	0- 0		NEUTRAL		0- 2		0- 0		2- 2			
3- 7	0- 0	0- 2		NON-CONFERENCE		0- 3		0- 0		3- 2			
0- 1	0- 0	0- 0		HOME		0- 1		0- 0		0- 0			
1- 2	0- 0	0- 2		AWAY		0- 0		0- 0		1- 0			
2- 4	0- 0	0- 0		NEUTRAL		0- 2		0- 0		2- 2			
2- 14	0- 0	0- 0		CONFERENCE		0- 3		0- 5		2- 6			
2- 6	0- 0	0- 0		HOME		0- 1		0- 3		2- 2			
0- 8	0- 0	0- 0		AWAY		0- 2		0- 2		0- 4			
0- 0	0- 0	0- 0		NEUTRAL		0- 0		0- 0		0- 0			
RPI S	Opponent	Score	RPI S	Opponent	Score	RPI S	Opponent	Score	RPI S	Opponent	Score		
			30 A	Iowa St.	0 3	67 N	UTSA	0 3	110 A	Sacramento St.	0 3		
			33 A	SMU	0 3	68 N	Iowa	0 3	126 H	Idaho St.	1 3		
						80 H	Gonzaga	0 3	143 A	Northern Colo.	0 3		
						92 A	Northern Ariz.	0 3	143 H	Northern Colo.	0 3		
						98 A	North Dakota	0 3	148 H	Portland St.	0 3		
						98 H	North Dakota	1 3	198 N	Kent St.	0 3		
									199 A	Eastern Wash.	0 3		
									199 H	Eastern Wash.	1 3		
									204 N	North Dakota St.	0 3		
									205 A	Idaho	0 3		
									205 H	Idaho	3 2		
									209 N	Little Rock	3 2		
									219 H	Weber St.	1 3		
									259 A	Montana St.	1 3		
									259 H	Montana St.	3 0		
									269 A	Morehead St.	3 2		
									290 A	Southern Utah	1 3		
									329 N	Coppin St.	3 0		
LAST 10 GAMES													
			199 A	Eastern Wash.	0 3	98 H	North Dakota	1 3					
			205 A	Idaho	0 3	92 A	Northern Ariz.	0 3					
			259 H	Montana St.	3 0	290 A	Southern Utah	1 3					
			148 H	Portland St.	0 3	98 A	North Dakota	0 3					
			143 H	Northern Colo.	0 3	143 A	Northern Colo.	0 3					

Non-Div. I Games:

Montana

**Non-Div. I Games:**

Loss, Non-Conf, S Site, H Home, A Away, N Neutral Page 302

Average RPI Win: 289		WON-LOST RECORD		WINNING PCT. RANK		LAST 10 GAMES		STRENGTH OF SCHEDULE		OPP. STRENGTH OF SCHEDULE		TEAM RPI		ADJ RPI		CONF. RPI		ADJ CONF. RPI					
DIV. I ONLY		5- 24		.17241 312		1- 9		174		183		280		.41382 278		14		14					
DIV. I NON-CONF.		3- 12		.2 290		0- 1		218		185		281		.40187 280		16		16					
TOTALS		RPI 1-25		RPI 26-50		W-L RECORDS		RPI 51-100		RPI 101-150		RPI 150+											
5- 24		0- 2		0- 1		OVERALL		0- 3		0- 6		5- 12											
1- 10		0- 1		0- 0		HOME		0- 2		0- 4		1- 3											
2- 10		0- 1		0- 0		AWAY		0- 0		0- 2		2- 7											
2- 4		0- 0		0- 1		NEUTRAL		0- 1		0- 0		2- 2											
3- 12		0- 0		0- 1		NON-CONFERENCE		0- 1		0- 4		3- 6											
1- 3		0- 0		0- 0		HOME		0- 0		0- 3		1- 0											
0- 5		0- 0		0- 0		AWAY		0- 0		0- 1		0- 4											
2- 4		0- 0		0- 1		NEUTRAL		0- 1		0- 0		2- 2											
2- 12		0- 2		0- 0		CONFERENCE		0- 2		0- 2		2- 6											
0- 7		0- 1		0- 0		HOME		0- 2		0- 1		0- 3											
2- 5		0- 1		0- 0		AWAY		0- 0		0- 1		2- 3											
0- 0		0- 0		0- 0		NEUTRAL		0- 0		0- 0		0- 0											
RPI	S	Opponent		Score		RPI	S	Opponent		Score		RPI	S	Opponent		Score							
15	A	Western Ky.		0 3		40	N	Cincinnati		1 3		66	H	Rice		0 3							
15	H	Western Ky.		0 3								67	H	UTSA		1 3							
												83	N	Nevada		0 3							
												101	H	Southern Miss.		0 3							
												105	A	Tennessee		0 3							
												109	A	Marshall		0 3							
												127	H	Illinois St.		0 3							
												135	H	Austin Peay		2 3							
												142	H	Seton Hall		0 3							
												153	A	VCU		0 3							
												161	A	St. Mary's (CA)		1 3							
												170	N	Liberty		0 3							
												178	A	Fla. Atlantic		0 3							
												182	H	North Texas		0 3							
												192	A	Tennessee St.		1 3							
												216	H	UTEP		0 3							
												236	A	FIU		2 3							
												238	A	Wake Forest		0 3							
												256	A	Louisiana Tech		1 3							
												271	N	UC Riverside		1 3							
												277	A	UAB		3 1							
												277	H	UAB		1 3							
												281	A	Charlotte		3 2							
												286	N	La.-Monroe		3 0							
												291	H	Tennessee Tech		3 2							
												312	N	Morgan St.		3 1							
LAST 10 GAMES						LAST 10 GAMES						LAST 10 GAMES											
182 H North Texas						0 3						101 H Southern Miss.						0 3					
236 A FIU						2 3						135 H Austin Peay						2 3					
15 A Western Ky.						0 3						281 A Charlotte						3 2					
216 H UTEP						0 3						67 H UTSA						1 3					
277 H UAB						1 3						178 A Fla. Atlantic						0 3					

Non-Div. I Games:

Middle Tenn.

[illegible]

**Non-Div. I Games:**

Bethune-Cookman



Average RPI Win: 276		WON-LOST	WINNING	LAST 10	STRENGTH OF		OPP. STRENGTH	TEAM	ADJ	CONF.	ADJ CONF.
Average RPI Loss: 186		RECORD	PCT. RANK	GAMES	SCHEDULE		OF SCHEDULE	RPI	RPI	RPI	RPI
DIV. I ONLY		6- 22	.21429	301	1- 9		177	286	282	.41108	280
DIV. I NON-CONF.		5- 11	.3125	252	0- 1		134	309	236	.44654	236
TOTALS		RPI 1-25	RPI 26-50		W-L RECORDS		RPI 51-100		RPI 101-150		RPI 150+
6- 22	0- 0	0- 0		OVERALL		0- 1		0- 7		6- 14	
1- 8	0- 0	0- 0		HOME		0- 1		0- 2		1- 5	
3- 9	0- 0	0- 0		AWAY		0- 0		0- 2		3- 7	
2- 5	0- 0	0- 0		NEUTRAL		0- 0		0- 3		2- 2	
5- 11	0- 0	0- 0		NON-CONFERENCE		0- 1		0- 3		5- 7	
1- 2	0- 0	0- 0		HOME		0- 1		0- 0		1- 1	
2- 4	0- 0	0- 0		AWAY		0- 0		0- 0		2- 4	
2- 5	0- 0	0- 0		NEUTRAL		0- 0		0- 3		2- 2	
1- 11	0- 0	0- 0		CONFERENCE		0- 0		0- 4		1- 7	
0- 6	0- 0	0- 0		HOME		0- 0		0- 2		0- 4	
1- 5	0- 0	0- 0		AWAY		0- 0		0- 2		1- 3	
0- 0	0- 0	0- 0		NEUTRAL		0- 0		0- 0		0- 0	
RPI S	Opponent	Score	RPI S	Opponent	Score	RPI S	Opponent	Score	RPI S	Opponent	Score
						97 H	Northeastern	0 3	102 N	SIUE	1 3
									121 N	Bowling Green	0 3
									122 N	Fairfield	1 3
									128 A	Albany (NY)	1 3
									128 H	Albany (NY)	2 3
									139 A	New Hampshire	0 3
									139 H	New Hampshire	1 3
									162 H	Sacred Heart	1 3
									183 A	Ill.-Chicago	0 3
									190 A	San Jose St.	0 3
									193 A	UMBC	0 3
									193 H	UMBC	0 3
									214 A	Binghamton	2 3
									214 H	Binghamton	0 3
									231 A	Boston College	2 3
									232 A	Bryant	2 3
									232 N	Bryant	3 2
									247 A	Stony Brook	1 3
									247 H	Stony Brook	0 3
									249 N	Providence	0 3
									252 A	Quinnipiac	3 0
									258 A	Holy Cross	3 0
									268 N	Rider	0 3
									287 A	Hartford	3 2
									287 H	Hartford	2 3
									299 N	Manhattan	3 0
									327 H	Fairleigh Dickinson	3 2
LAST 10 GAMES											
			247 A	Stony Brook	1 3	214 H	Binghamton	0 3			
			193 A	UMBC	0 3	287 A	Hartford	3 2			
			162 H	Sacred Heart	1 3	193 H	UMBC	0 3			
			139 A	New Hampshire	0 3	247 H	Stony Brook	0 3			
			128 H	Albany (NY)	2 3	139 H	New Hampshire	1 3			

Non-Div. I Games:

UMass Lowell

Average RPI Win:	236	WON-LOST RECORD	WINNING PCT. RANK	LAST 10 GAMES	STRENGTH OF SCHEDULE	OPP. STRENGTH OF SCHEDULE	TEAM RPI	ADJ RPI	CONF. RPI	ADJ CONF. RPI	
DIV. I ONLY		7- 23	.23333 293	1- 9	237	213	286	.40923 281	14	14	
DIV. I NON-CONF.		6- 10	.375 231	0- 1	279	244	269	.41587 269	16	16	
<hr/>											
TOTALS	RPI 1-25	RPI 26-50		W-L RECORDS	RPI 51-100		RPI 101-150		RPI 150+		
7- 23	0- 1	0- 0		OVERALL	0- 2		1- 4		6- 16		
2- 9	0- 0	0- 0		HOME	0- 1		0- 2		2- 6		
1- 12	0- 1	0- 0		AWAY	0- 1		0- 2		1- 8		
4- 2	0- 0	0- 0		NEUTRAL	0- 0		1- 0		3- 2		
<hr/>											
6- 10	0- 0	0- 0		NON-CONFERENCE	0- 0		1- 1		5- 9		
1- 3	0- 0	0- 0		HOME	0- 0		0- 1		1- 2		
1- 5	0- 0	0- 0		AWAY	0- 0		0- 0		1- 5		
4- 2	0- 0	0- 0		NEUTRAL	0- 0		1- 0		3- 2		
<hr/>											
1- 13	0- 1	0- 0		CONFERENCE	0- 2		0- 3		1- 7		
1- 6	0- 0	0- 0		HOME	0- 1		0- 1		1- 4		
0- 7	0- 1	0- 0		AWAY	0- 1		0- 2		0- 3		
0- 0	0- 0	0- 0		NEUTRAL	0- 0		0- 0		0- 0		
<hr/>											
RPI S	Opponent	Score	RPI S	Opponent	Score	RPI S	Opponent	Score	RPI S	Opponent	Score
15 A	Western Ky.	0 <div>3</div>				66 A	Rice	0 <div>3</div>	101 A	Southern Miss.	0 <div>3</div>
						67 H	UTSA	1 <div>3</div>	109 A	Marshall	0 <div>3</div>
									109 H	Marshall	2 <div>3</div>
									111 N	High Point	3 2
									112 H	South Fla.	0 <div>3</div>
									156 H	UNCG	0 <div>3</div>
									178 A	Fla. Atlantic	0 <div>3</div>
									178 H	Fla. Atlantic	0 <div>3</div>
									182 A	North Texas	0 <div>3</div>
									183 N	Ill.-Chicago	1 <div>3</div>
									185 H	Elon	3 1
									197 H	Mercer	1 <div>3</div>
									208 N	Wofford	1 <div>3</div>
									214 A	Furman	1 <div>3</div>
									216 A	UTEP	0 <div>3</div>
									223 A	USC Upstate	2 <div>3</div>
									224 A	Jacksonville	3 1
									230 A	William & Mary	1 <div>3</div>
									236 H	FIU	3 0
									237 A	Davidson	0 <div>3</div>
									238 A	Wake Forest	1 <div>3</div>
									256 H	Louisiana Tech	1 <div>3</div>
									266 N	Western Caro.	3 1
									277 H	UAB	0 <div>3</div>
									278 H	Middle Tenn.	2 <div>3</div>
									301 N	Presbyterian	3 1
									329 N	Coppin St.	3 0
<hr/>											
			LAST 10 GAMES								

Non-Div. I Games:

Charlotte

Average RPI Win:	300	WON-LOST RECORD	WINNING PCT. RANK	LAST 10 GAMES	STRENGTH OF SCHEDULE	OPP. STRENGTH OF SCHEDULE	TEAM RPI	ADJ RPI	CONF. RPI	ADJ CONF. RPI	
DIV. I ONLY		10- 22	.3125 262	3- 6	280	252	283	.40903 282	28	28	
DIV. I NON-CONF.		4- 11	.26667 276	0- 0	194	193	262	.42624 258	25	25	
<hr/>											
TOTALS	RPI 1-25	RPI 26-50		W-L RECORDS	RPI 51-100		RPI 101-150		RPI 150+		
10- 22	0- 0	0- 1		OVERALL	0- 6		0- 2		10- 13		
4- 4	0- 0	0- 0		HOME	0- 0		0- 0		4- 4		
3- 11	0- 0	0- 1		AWAY	0- 2		0- 2		3- 6		
3- 7	0- 0	0- 0		NEUTRAL	0- 4		0- 0		3- 3		
<hr/>											
4- 11	0- 0	0- 1		NON-CONFERENCE	0- 4		0- 1		4- 5		
0- 0	0- 0	0- 0		HOME	0- 0		0- 0		0- 0		
1- 5	0- 0	0- 1		AWAY	0- 1		0- 1		1- 2		
3- 6	0- 0	0- 0		NEUTRAL	0- 3		0- 0		3- 3		
<hr/>											
6- 11	0- 0	0- 0		CONFERENCE	0- 2		0- 1		6- 8		
4- 4	0- 0	0- 0		HOME	0- 0		0- 0		4- 4		
2- 6	0- 0	0- 0		AWAY	0- 1		0- 1		2- 4		
0- 1	0- 0	0- 0		NEUTRAL	0- 1		0- 0		0- 0		
<hr/>											
RPI S	Opponent	Score	RPI S	Opponent	Score	RPI S	Opponent	Score	RPI S	Opponent	Score
			46 A	Missouri St.	0 3	62 A	A&M-Corpus Christi	0 3	101 A	Southern Miss.	1 3
						62 N	A&M-Corpus Christi	1 3	134 A	Sam Houston St.	1 3
						71 N	North Carolina St.	0 3	164 A	Mississippi St.	2 3
						75 N	Green Bay	2 3	166 N	UT Arlington	1 3
						91 N	Tulane	2 3	168 A	SFA	0 3
						93 A	Ole Miss	0 3	184 A	Georgia	1 3
									189 N	IUPUI	0 3
									196 N	South Ala.	2 3
									207 H	Houston Baptist	2 3
									212 H	Central Ark.	1 3
									245 A	Abilene Christian	0 3
									245 H	Abilene Christian	3 0
									246 A	Incarnate Word	0 3
									251 H	Northwestern St.	0 3
									267 H	Lamar University	3 2
									279 N	Bethune-Cookman	3 2
									283 A	UL Lafayette	3 1
									300 A	Southeastern La.	1 3
									300 H	Southeastern La.	2 3
									317 N	Western Ill.	3 2
									318 A	Nicholls St.	3 2
									318 H	Nicholls St.	3 1
									324 A	New Orleans	3 1
									324 H	New Orleans	3 0
									325 N	Grambling	3 0
			LAST 10 GAMES								
			62 N	A&M-Corpus Christi	1 3	300 H	Southeastern La.	2 3			
			245 A	Abilene Christian	0 3	324 H	New Orleans	3 0			
			318 A	Nicholls St.	3 2	267 H	Lamar University	3 2			
			246 A	Incarnate Word	0 3	207 H	Houston Baptist	2 3			
			62 A	A&M-Corpus Christi	0 3	300 A	Southeastern La.	1 3			

Non-Div. I Games:

McNeese

Average RPI Win: 274		WON-LOST RECORD		WINNING PCT. RANK		LAST 10 GAMES		STRENGTH OF SCHEDULE		OPP. STRENGTH OF SCHEDULE		TEAM RPI		ADJ RPI		CONF. RPI		ADJ CONF. RPI	
DIV. I ONLY		10- 21		.32258 256		3- 7		291		235		284		.40902 283		22		22	
DIV. I NON-CONF.		4- 11		.26667 276		0- 0		313		282		313		.36097 313		19		19	
TOTALS		RPI 1-25		RPI 26-50		W-L RECORDS		RPI 51-100		RPI 101-150		RPI 150+							
10- 21		0- 0		0- 1		OVERALL		0- 4		0- 1		10- 15							
5- 10		0- 0		0- 0		HOME		0- 2		0- 0		5- 8							
4- 6		0- 0		0- 1		AWAY		0- 2		0- 0		4- 3							
1- 5		0- 0		0- 0		NEUTRAL		0- 0		0- 1		1- 4							
4- 11		0- 0		0- 0		NON-CONFERENCE		0- 0		0- 1		4- 10							
2- 4		0- 0		0- 0		HOME		0- 0		0- 0		2- 4							
1- 2		0- 0		0- 0		AWAY		0- 0		0- 0		1- 2							
1- 5		0- 0		0- 0		NEUTRAL		0- 0		0- 1		1- 4							
6- 10		0- 0		0- 1		CONFERENCE		0- 4		0- 0		6- 5							
3- 6		0- 0		0- 0		HOME		0- 2		0- 0		3- 4							
3- 4		0- 0		0- 1		AWAY		0- 2		0- 0		3- 1							
0- 0		0- 0		0- 0		NEUTRAL		0- 0		0- 0		0- 0							
RPI	S	Opponent		Score	RPI	S	Opponent		Score	RPI	S	Opponent		Score					
					34	A	Coastal Caro.	0	3	57	A	Arkansas St.	0	3					

Non-Div. I Games:

UL Lafayette

Average RPI Win:	290	WON-LOST	WINNING	LAST 10	STRENGTH OF	OPP. STRENGTH	TEAM	ADJ	CONF.	ADJ CONF.				
Average RPI Loss:	198	RECORD	PCT. RANK	GAMES	SCHEDULE	OF SCHEDULE	RPI	RPI	RPI	RPI				
DIV. I ONLY	12- 18	.4	215	3- 7	309	291	280	.40862	284	24	24			
DIV. I NON-CONF.	9- 5	.64286	105	1- 0	326	321	258	.42447	261	27	27			
<hr/>														
TOTALS	RPI 1-25	RPI 26-50		W-L RECORDS		RPI 51-100		RPI 101-150		RPI 150+				
12- 18	0- 0	0- 0		OVERALL		0- 1		0- 4		12- 13				
2- 8	0- 0	0- 0		HOME		0- 0		0- 2		2- 6				
6- 8	0- 0	0- 0		AWAY		0- 1		0- 2		6- 5				
4- 2	0- 0	0- 0		NEUTRAL		0- 0		0- 0		4- 2				
<hr/>														
9- 5	0- 0	0- 0		NON-CONFERENCE		0- 1		0- 0		9- 4				
2- 0	0- 0	0- 0		HOME		0- 0		0- 0		2- 0				
3- 3	0- 0	0- 0		AWAY		0- 1		0- 0		3- 2				
4- 2	0- 0	0- 0		NEUTRAL		0- 0		0- 0		4- 2				
<hr/>														
3- 13	0- 0	0- 0		CONFERENCE		0- 0		0- 4		3- 9				
0- 8	0- 0	0- 0		HOME		0- 0		0- 2		0- 6				
3- 5	0- 0	0- 0		AWAY		0- 0		0- 2		3- 3				
0- 0	0- 0	0- 0		NEUTRAL		0- 0		0- 0		0- 0				
<hr/>														
RPI S	Opponent	Score	RPI S	Opponent	Score	RPI S	Opponent	Score	RPI S	Opponent	Score			
						85 A	South Carolina	0 3	111 A	High Point	1 3			
						111 H	High Point	0 3						
						120 A	Radford	1 3						
						120 H	Radford	0 3						
						170 A	Liberty	0 3						
						170 H	Liberty	2 3						
						176 A	Campbell	1 3						
						176 H	Campbell	0 3						
						185 A	Elon	1 3						
						223 A	USC Upstate	3 2						
						230 N	William & Mary	0 3						
						237 N	Davidson	3 2						
						242 A	Winthrop	3 0						
						242 H	Winthrop	2 3						
						255 N	Robert Morris	3 1						
						257 A	UNC Asheville	2 3						
						257 H	UNC Asheville	2 3						
						269 N	Morehead St.	1 3						
						285 A	Charleston So.	3 2						
						285 H	Charleston So.	1 3						
						301 A	Presbyterian	3 0						
									LAST 10 GAMES			301 H	Presbyterian	0 3
									176 A	Campbell	1 3	302 A	The Citadel	2 3
									111 A	High Point	1 3	308 H	N.C. A&T	3 0
									242 H	Winthrop	2 3	320 N	Norfolk St.	3 0
285 A	Charleston So.	3 2	322 A	N.C. Central	3 0									
301 A	Presbyterian	3 0	176 H	Campbell	0 3	322 H	N.C. Central	3 0						

Non-Div. I Games:	Limestone	3	0
-------------------	-----------	---	---

Gardner-Webb

RPI	S	Opponent	Score	
328	N	Delaware St.	3	0
333	A	South Carolina St.	3	0

Gardner-Webb

G  
a  
r  
d  
n  
e  
r  
-  
W  
e  
b  
b

G  
a  
r  
d  
n  
e  
r  
-  
W  
e  
b  
b

Average RPI Win: 268		WON-LOST	WINNING	LAST 10	STRENGTH OF		OPP. STRENGTH	TEAM	ADJ		CONF.	ADJ CONF.	
Average RPI Loss: 206		RECORD	PCT. RANK	GAMES	SCHEDULE		OF SCHEDULE	RPI	RPI		RPI	RPI	
DIV. I ONLY		13- 20	.39394	218	2- 8		304	296	279	.40859	285	24	24
DIV. I NON-CONF.		5- 11	.3125	252	0- 0		327	323	321	.33651	322	27	27
TOTALS		RPI 1-25	RPI 26-50		W-L RECORDS		RPI 51-100		RPI 101-150		RPI 150+		
13- 20	0- 0	0- 0		OVERALL		0- 0		1- 5		12- 15			
4- 5	0- 0	0- 0		HOME		0- 0		1- 1		3- 4			
7- 9	0- 0	0- 0		AWAY		0- 0		0- 3		7- 6			
2- 6	0- 0	0- 0		NEUTRAL		0- 0		0- 1		2- 5			
5- 11	0- 0	0- 0		NON-CONFERENCE		0- 0		0- 2		5- 9			
0- 1	0- 0	0- 0		HOME		0- 0		0- 0		0- 1			
3- 5	0- 0	0- 0		AWAY		0- 0		0- 1		3- 4			
2- 5	0- 0	0- 0		NEUTRAL		0- 0		0- 1		2- 4			
8- 9	0- 0	0- 0		CONFERENCE		0- 0		1- 3		7- 6			
4- 4	0- 0	0- 0		HOME		0- 0		1- 1		3- 3			
4- 4	0- 0	0- 0		AWAY		0- 0		0- 2		4- 2			
0- 1	0- 0	0- 0		NEUTRAL		0- 0		0- 0		0- 1			
RPI S	Opponent	Score	RPI S	Opponent	Score	RPI S	Opponent	Score	RPI S	Opponent	Score		
									104 A	Col. of Charleston	1 3		
									111 A	High Point	0 3		
									111 H	High Point	1 3		
									120 A	Radford	0 3		
									120 H	Radford	3 1		
									135 N	Austin Peay	0 3		
									153 N	VCU	0 3		
									170 A	Liberty	3 2		
									170 H	Liberty	2 3		
									176 A	Campbell	2 3		
									176 H	Campbell	3 2		
									176 N	Campbell	1 3		
									185 H	Elon	0 3		
									227 A	Ga. Southern	1 3		
									242 A	Winthrop	2 3		
									242 H	Winthrop	0 3		
									250 A	Eastern Mich.	1 3		
									257 A	UNC Asheville	3 1		
									257 H	UNC Asheville	3 1		
									266 A	Western Caro.	2 3		
									277 N	UAB	1 3		
									284 A	Gardner-Webb	3 1		
									284 H	Gardner-Webb	2 3		
									291 N	Tennessee Tech	0 3		
									292 N	Jacksonville St.	3 2		
									301 A	Presbyterian	3 1		
									301 H	Presbyterian	3 1		
			LAST 10 GAMES										
			176 N	Campbell	1 3	301 H	Presbyterian	3 1					
			170 A	Liberty	3 2	176 A	Campbell	2 3					
			120 A	Radford	0 3	111 A	High Point	0 3					
			242 H	Winthrop	0 3	242 A	Winthrop	2 3					
			284 H	Gardner-Webb	2 3	111 H	High Point	1 3					

Non-Div. I Games:

Charleston So.

RPI	S	Opponent	Score	
302	A	The Citadel	1	3
302	N	The Citadel	2	3
330	A	Savannah St.	3	1
330	A	Savannah St.	3	1
330	N	Savannah St.	3	0
333	A	South Carolina St.	3	0

Charleston So.

C  
h  
a  
r  
l  
e  
s  
t  
o  
n  
S  
o  
.

C  
h  
a  
r  
l  
e  
s  
t  
o  
n  
S  
o  
.



Average RPI Win: 259		WON-LOST RECORD		WINNING PCT. RANK		LAST 10 GAMES		STRENGTH OF SCHEDULE		OPP. STRENGTH OF SCHEDULE		TEAM RPI		ADJ RPI		CONF. RPI		ADJ CONF. RPI	
Average RPI Loss: 175																			
DIV. I ONLY		9- 25		.26471 279		1- 9		262		236		285		.4081 286		22		22	
DIV. I NON-CONF.		6- 12		.33333 244		0- 0		259		266		273		.41205 272		19		19	
TOTALS		RPI 1-25		RPI 26-50		W-L RECORDS		RPI 51-100		RPI 101-150		RPI 150+							
9- 25		0- 0		0- 2		OVERALL		0- 4		0- 3		9- 16							
3- 7		0- 0		0- 0		HOME		0- 2		0- 1		3- 4							
3- 12		0- 0		0- 1		AWAY		0- 2		0- 1		3- 8							
3- 6		0- 0		0- 1		NEUTRAL		0- 0		0- 1		3- 4							
6- 12		0- 0		0- 1		NON-CONFERENCE		0- 0		0- 3		6- 8							
0- 1		0- 0		0- 0		HOME		0- 0		0- 1		0- 0							
3- 5		0- 0		0- 0		AWAY		0- 0		0- 1		3- 4							
3- 6		0- 0		0- 1		NEUTRAL		0- 0		0- 1		3- 4							
3- 13		0- 0		0- 1		CONFERENCE		0- 4		0- 0		3- 8							
3- 6		0- 0		0- 0		HOME		0- 2		0- 0		3- 4							
0- 7		0- 0		0- 1		AWAY		0- 2		0- 0		0- 4							
0- 0		0- 0		0- 0		NEUTRAL		0- 0		0- 0		0- 0							
RPI S	Opponent	Score		RPI S	Opponent	Score		RPI S	Opponent	Score		RPI S	Opponent	Score					
				34 A	Coastal Caro.	0	3	57 A	Arkansas St.	0	3	101 H	Southern Miss.	0	3				
				40 N	Cincinnati	0	3	57 H	Arkansas St.	0	3	105 A	Tennessee	0	3				
								82 A	Texas St.	1	3	114 N	Kennesaw St.	0	3				
								82 H	Texas St.	0	3	166 A	UT Arlington	0	3				
												166 H	UT Arlington	1	3				
												168 A	SFA	1	3				
												190 N	San Jose St.	0	3				
												196 H	South Ala.	3	2				
												207 A	Houston Baptist	0	3				
												209 A	Little Rock	0	3				
												209 H	Little Rock	2	3				
												212 A	Central Ark.	3	2				
												221 N	Oral Roberts	0	3				
												227 H	Ga. Southern	3	0				
												238 A	Houston	2	3				
												246 N	Incarnate Word	3	0				
												248 H	Georgia St.	3	1				
												251 A	Northwestern St.	1	3				
												253 N	Evansville	2	3				
												256 A	Louisiana Tech	3	0				
												272 H	Troy	0	3				
												278 N	Middle Tenn.	0	3				
												283 A	UL Lafayette	2	3				
												283 H	UL Lafayette	2	3				
												292 A	Jacksonville St.	3	2				
												298 A	Appalachian St.	0	3				
												318 N	Nicholls St.	3	1				
LAST 10 GAMES																			
				166 H	UT Arlington	1	3	82 A	Texas St.	1	3	283 A	UL Lafayette	2	3				
				82 H	Texas St.	0	3	166 A	UT Arlington	0	3	283 H	UL Lafayette	2	3				
				283 H	UL Lafayette	2	3	34 A	Coastal Caro.	0	3	292 A	Jacksonville St.	3	2				
				272 H	Troy	0	3	298 A	Appalachian St.	0	3	298 A	Appalachian St.	0	3				
				196 H	South Ala.	3	2	57 H	Arkansas St.	0	3	318 N	Nicholls St.	3	1				

Non-Div. I Games:

La.-Monroe

RPI	S	Opponent	Score	
332	N	Alcorn	3	0

La.-Monroe

L  
a  
.  
-  
M  
o  
n  
r  
o  
e

L  
a  
.  
-  
M  
o  
n  
r  
o  
e

Average RPI Win:	256	WON-LOST RECORD	WINNING PCT. RANK	LAST 10 GAMES		STRENGTH OF SCHEDULE	OPP. STRENGTH OF SCHEDULE	TEAM RPI	ADJ RPI	CONF. RPI	ADJ CONF. RPI	
Average RPI Loss:	196											
DIV. I ONLY		6- 19	.24    292	2- 8		240	259	289	.40581	287	23	23
DIV. I NON-CONF.		3- 10	.23077    282	0- 0		227	284	286	.39782	284	23	23
<hr/>												
TOTALS	RPI 1-25		RPI 26-50	W-L RECORDS		RPI 51-100			RPI 101-150		RPI 150+	
6- 19	0- 0		0- 0	OVERALL		0- 0			0- 7		6- 12	
3- 7	0- 0		0- 0	HOME		0- 0			0- 4		3- 3	
2- 7	0- 0		0- 0	AWAY		0- 0			0- 2		2- 5	
1- 5	0- 0		0- 0	NEUTRAL		0- 0			0- 1		1- 4	
3- 10	0- 0		0- 0	NON-CONFERENCE		0- 0			0- 3		3- 7	
2- 2	0- 0		0- 0	HOME		0- 0			0- 2		2- 0	
0- 3	0- 0		0- 0	AWAY		0- 0			0- 0		0- 3	
1- 5	0- 0		0- 0	NEUTRAL		0- 0			0- 1		1- 4	
3- 9	0- 0		0- 0	CONFERENCE		0- 0			0- 4		3- 5	
1- 5	0- 0		0- 0	HOME		0- 0			0- 2		1- 3	
2- 4	0- 0		0- 0	AWAY		0- 0			0- 2		2- 2	
0- 0	0- 0		0- 0	NEUTRAL		0- 0			0- 0		0- 0	
RPI   S   Opponent	Score		RPI   S   Opponent	Score		RPI   S   Opponent	Score		RPI   S   Opponent	Score		
									128   A   Albany (NY)	1	3	
									128   H   Albany (NY)	0	3	
									129   H   Fresno St.	0	3	
									139   A   New Hampshire	0	3	
									139   H   New Hampshire	1	3	
									140   H   Rhode Island	0	3	
									150   N   Army West Point	0	3	
									164   A   Columbia	0	3	
									193   A   UMBC	3	1	
									193   H   UMBC	2	3	
									201   N   Rutgers	0	3	
									214   A   Binghamton	0	3	
									214   H   Binghamton	0	3	
									232   A   Bryant	0	3	
									241   H   Central Conn. St.	3	2	
									243   A   Dartmouth	0	3	
									247   A   Stony Brook	1	3	
									247   H   Stony Brook	3	1	
									249   N   Providence	1	3	
									268   N   Rider	2	3	
									273   N   Niagara	3	2	
									274   N   Fordham	2	3	
				LAST 10 GAMES								
				193   A   UMBC	3    1		280   H   UMass Lowell	2    3		280   A   UMass Lowell	3	2
				247   A   Stony Brook	1    3		247   H   Stony Brook	3    1		280   H   UMass Lowell	2	3
				139   A   New Hampshire	0    3		193   H   UMBC	2    3		299   H   Manhattan	3	2
				214   H   Binghamton	0    3		139   H   New Hampshire	1    3				
				128   H   Albany (NY)	0    3		128   A   Albany (NY)	1    3				

**Non-Div. I Games:**

Hartford

Average RPI Win: 284		WON-LOST RECORD		WINNING PCT. RANK		LAST 10 GAMES		STRENGTH OF SCHEDULE		OPP. STRENGTH OF SCHEDULE		TEAM RPI		ADJ RPI		CONF. RPI		ADJ CONF. RPI					
DIV. I ONLY		6- 24		.2 304		0- 10		241		180		291		.40324 288		13		13					
DIV. I NON-CONF.		5- 9		.35714 236		0- 0		282		294		279		.40564 277		10		10					
TOTALS		RPI 1-25		RPI 26-50		W-L RECORDS		RPI 51-100		RPI 101-150		RPI 150+											
6- 24		0- 1		0- 2		OVERALL		0- 7		0- 2		6- 12											
3- 10		0- 0		0- 1		HOME		0- 3		0- 1		3- 5											
1- 11		0- 1		0- 1		AWAY		0- 4		0- 1		1- 4											
2- 3		0- 0		0- 0		NEUTRAL		0- 0		0- 0		2- 3											
5- 9		0- 1		0- 0		NON-CONFERENCE		0- 1		0- 0		5- 7											
2- 3		0- 0		0- 0		HOME		0- 0		0- 0		2- 3											
1- 3		0- 1		0- 0		AWAY		0- 1		0- 0		1- 1											
2- 3		0- 0		0- 0		NEUTRAL		0- 0		0- 0		2- 3											
1- 15		0- 0		0- 2		CONFERENCE		0- 6		0- 2		1- 5											
1- 7		0- 0		0- 1		HOME		0- 3		0- 1		1- 2											
0- 8		0- 0		0- 1		AWAY		0- 3		0- 1		0- 3											
0- 0		0- 0		0- 0		NEUTRAL		0- 0		0- 0		0- 0											
RPI	S	Opponent		Score		RPI	S	Opponent		Score		RPI	S	Opponent		Score							
13	A	San Diego		0 3		28	A	Hawaii		0 3		58	A	Cal Poly		0 3							
						28	H	Hawaii		0 3		58	H	Cal Poly		0 3							
												79	A	Long Beach St.		0 3							
												79	H	Long Beach St.		0 3							
												86	A	UC Santa Barbara		1 3							
												86	H	UC Santa Barbara		1 3							
												90	A	San Diego St.		0 3							
												144	A	UC Davis		1 3							
												144	H	UC Davis		1 3							
												151	A	Chattanooga		0 3							
												154	A	CSUN		1 3							
												154	H	CSUN		1 3							
												169	H	Colgate		3 2							
												175	A	UC Irvine		0 3							
												175	H	UC Irvine		0 3							
												190	N	San Jose St.		2 3							
												199	N	Eastern Wash.		0 3							
												219	H	Weber St.		1 3							
												240	N	Eastern Ky.		1 3							
												254	H	Air Force		1 3							
												271	A	UC Riverside		0 3							
												271	H	UC Riverside		3 1							
												273	H	Niagara		1 3							
												294	A	Grand Canyon		3 1							
												302	H	The Citadel		3 0							
												333	N	South Carolina St.		3 0							
												334	N	Mississippi Val.		3 0							
LAST 10 GAMES																							
154 A CSUN						1 3						271 A UC Riverside						0 3					
79 H Long Beach St.						0 3						79 A Long Beach St.						0 3					
58 A Cal Poly						0 3						28 H Hawaii						0 3					
86 A UC Santa Barbara						1 3						144 A UC Davis						1 3					
154 H CSUN						1 3						175 A UC Irvine						0 3					

Non-Div. I Games:

Cal St. Fullerton

Average RPI Win: 271		WON-LOST	WINNING	LAST 10	STRENGTH OF		OPP. STRENGTH	TEAM	ADJ		CONF.	ADJ CONF.					
Average RPI Loss: 173		RECORD	PCT. RANK	GAMES	SCHEDULE		OF SCHEDULE	RPI	RPI		RPI	RPI					
DIV. I ONLY		8- 20	.28571	269	3- 7		290	217	290	.40148	289	15	15				
DIV. I NON-CONF.		5- 7	.41667	212	0- 0		322	283	297	.38453	296	15	15				
<hr/>																	
TOTALS		RPI 1-25		RPI 26-50		W-L RECORDS		RPI 51-100		RPI 101-150		RPI 150+					
8- 20		0- 0		0- 2		OVERALL		0- 1		0- 7		8- 10					
3- 8		0- 0		0- 1		HOME		0- 0		0- 3		3- 4					
1- 10		0- 0		0- 1		AWAY		0- 1		0- 4		1- 4					
4- 2		0- 0		0- 0		NEUTRAL		0- 0		0- 0		4- 2					
5- 7		0- 0		0- 0		NON-CONFERENCE		0- 0		0- 2		5- 5					
1- 2		0- 0		0- 0		HOME		0- 0		0- 0		1- 2					
0- 3		0- 0		0- 0		AWAY		0- 0		0- 2		0- 1					
4- 2		0- 0		0- 0		NEUTRAL		0- 0		0- 0		4- 2					
3- 13		0- 0		0- 2		CONFERENCE		0- 1		0- 5		3- 5					
2- 6		0- 0		0- 1		HOME		0- 0		0- 3		2- 2					
1- 7		0- 0		0- 1		AWAY		0- 1		0- 2		1- 3					
0- 0		0- 0		0- 0		NEUTRAL		0- 0		0- 0		0- 0					
RPI	S	Opponent	Score	RPI	S	Opponent	Score	RPI	S	Opponent	Score	RPI	S	Opponent	Score		
				42	A	Miami (OH)	0 3	52	A	Northern Ill.	2 3	121	A	Bowling Green	0 3		
				42	H	Miami (OH)	1 3					121	H	Bowling Green	1 3		
												132	A	Ohio	0 3		
												132	H	Ohio	1 3		
												144	H	Toledo	1 3		
												147	A	West Virginia	0 3		
												149	A	Milwaukee	0 3		
												191	A	Western Mich.	0 3		
												193	A	UMBC	1 3		
												198	A	Kent St.	1 3		
												198	H	Kent St.	3 2		
												211	A	Ball St.	0 3		
												213	H	Youngstown St.	0 3		
												217	H	Central Mich.	3 2		
												240	H	Eastern Ky.	1 3		
												242	N	Winthrop	3 0		
												243	N	Dartmouth	3 1		
												250	H	Eastern Mich.	0 3		
												265	N	Bradley	0 3		
												303	N	Loyola Maryland	1 3		
												306	A	Buffalo	3 2		
												306	H	Buffalo	2 3		
												315	H	Canisius	3 0		
												317	N	Western Ill.	3 2		
												328	N	Delaware St.	3 0		
			LAST 10 GAMES														
				121	A	Bowling Green	0 3	198	H	Kent St.	3 2	315	H	Canisius	3 0		
				42	A	Miami (OH)	0 3	217	H	Central Mich.	3 2	317	N	Western Ill.	3 2		
				211	A	Ball St.	0 3	250	H	Eastern Mich.	0 3	328	N	Delaware St.	3 0		
				306	A	Buffalo	3 2	52	A	Northern Ill.	2 3						
				132	H	Ohio	1 3	191	A	Western Mich.	0 3						

Non-Div. I Games:

Akron

Average RPI Win: 190		WON-LOST RECORD		WINNING PCT. RANK		LAST 10 GAMES		STRENGTH OF SCHEDULE		OPP. STRENGTH OF SCHEDULE		TEAM RPI		ADJ RPI		CONF. RPI		ADJ CONF. RPI	
DIV. I ONLY		4- 24		.14286 319		2- 8		197		178		294		.40036 290		18		18	
DIV. I NON-CONF.		2- 10		.16667 297		0- 0		253		164		303		.38081 299		17		17	
TOTALS		RPI 1-25		RPI 26-50		W-L RECORDS		RPI 51-100		RPI 101-150		RPI 150+							
4- 24		0- 0		0- 0		OVERALL		0- 5		1- 9		3- 10							
2- 6		0- 0		0- 0		HOME		0- 1		1- 3		1- 2							
0- 13		0- 0		0- 0		AWAY		0- 3		0- 5		0- 5							
2- 5		0- 0		0- 0		NEUTRAL		0- 1		0- 1		2- 3							
2- 10		0- 0		0- 0		NON-CONFERENCE		0- 2		0- 3		2- 5							
0- 0		0- 0		0- 0		HOME		0- 0		0- 0		0- 0							
0- 5		0- 0		0- 0		AWAY		0- 1		0- 2		0- 2							
2- 5		0- 0		0- 0		NEUTRAL		0- 1		0- 1		2- 3							
2- 14		0- 0		0- 0		CONFERENCE		0- 3		1- 6		1- 5							
2- 6		0- 0		0- 0		HOME		0- 1		1- 3		1- 2							
0- 8		0- 0		0- 0		AWAY		0- 2		0- 3		0- 3							
0- 0		0- 0		0- 0		NEUTRAL		0- 0		0- 0		0- 0							
RPI	S	Opponent		Score	RPI	S	Opponent		Score	RPI	S	Opponent		Score					
							80	N	Gonzaga	2	3		107	A	Denver	0	3		
							83	A	Nevada	1	3		110	A	Sacramento St.	0	3		
							92	A	Northern Ariz.	0	3		110	H	Sacramento St.	3	2		
							92	H	Northern Ariz.	0	3		125	A	Utah Valley	0	3		
							98	A	North Dakota	0	3		126	A	Idaho St.	1	3		
													126	H	Idaho St.	1	3		
													143	H	Northern Colo.	0	3		
													144	N	UC Davis	2	3		
													148	A	Portland St.	0	3		
													148	H	Portland St.	1	3		
													172	A	California	0	3		
													182	N	North Texas	3	0		
													190	N	San Jose St.	3	2		
													199	A	Eastern Wash.	0	3		
													205	A	Idaho	2	3		
													219	A	Weber St.	0	3		
													219	H	Weber St.	2	3		
													235	N	Georgetown	2	3		
													254	A	Air Force	1	3		
													259	H	Montana St.	0	3		
													271	N	UC Riverside	1	3		
													271	N	UC Riverside	0	3		
													276	H	Montana	3	1		
				LAST 10 GAMES															
							92	A	Northern Ariz.	0	3		148	A	Portland St.	0	3		
							143	H	Northern Colo.	0	3		259	H	Montana St.	0	3		
							219	A	Weber St.	0	3		276	H	Montana	3	1		
							126	A	Idaho St.	1	3		148	H	Portland St.	1	3		
							110	A	Sacramento St.	0	3		110	H	Sacramento St.	3	2		

Non-Div. I Games:

Southern Utah

Average RPI Win: 270		WON-LOST	WINNING	LAST 10	STRENGTH OF		OPP. STRENGTH	TEAM	ADJ		CONF.	ADJ CONF.
Average RPI Loss: 191		RECORD	PCT. RANK	GAMES	SCHEDULE		OF SCHEDULE	RPI	RPI		RPI	RPI
DIV. I ONLY		7- 22	.24138	290	1- 9		258	264	292		.39886	291
DIV. I NON-CONF.		4- 9	.30769	257	0- 0		241	215	265		.41864	265
TOTALS		RPI 1-25	RPI 26-50		W-L RECORDS		RPI 51-100		RPI 101-150		RPI 150+	
7- 22		0- 0	0- 0		OVERALL		0- 2		0- 7		7- 13	
3- 5		0- 0	0- 0		HOME		0- 0		0- 1		3- 4	
1- 12		0- 0	0- 0		AWAY		0- 1		0- 2		1- 9	
3- 5		0- 0	0- 0		NEUTRAL		0- 1		0- 4		3- 0	
4- 9		0- 0	0- 0		NON-CONFERENCE		0- 1		0- 5		4- 3	
0- 0		0- 0	0- 0		HOME		0- 0		0- 0		0- 0	
1- 4		0- 0	0- 0		AWAY		0- 0		0- 1		1- 3	
3- 5		0- 0	0- 0		NEUTRAL		0- 1		0- 4		3- 0	
3- 13		0- 0	0- 0		CONFERENCE		0- 1		0- 2		3- 10	
3- 5		0- 0	0- 0		HOME		0- 0		0- 1		3- 4	
0- 8		0- 0	0- 0		AWAY		0- 1		0- 1		0- 6	
0- 0		0- 0	0- 0		NEUTRAL		0- 0		0- 0		0- 0	
RPI S	Opponent	Score	RPI S	Opponent	Score	RPI S	Opponent	Score	RPI S	Opponent	Score	
						72 N	Wyoming	0 3	102 H	SIUE	0 3	
						96 A	Murray St.	0 3	117 N	Oregon St.	0 3	
									120 N	Radford	0 3	
									127 N	Illinois St.	0 3	
									135 A	Austin Peay	0 3	
									136 A	Samford	1 3	
									142 N	Seton Hall	0 3	
									179 A	Belmont	1 3	
									179 H	Belmont	0 3	
									192 A	Tennessee St.	2 3	
									192 H	Tennessee St.	0 3	
									205 A	Idaho	1 3	
									240 A	Eastern Ky.	0 3	
									240 H	Eastern Ky.	3 1	
									251 N	Northwestern St.	3 0	
									263 H	UT Martin	3 1	
									266 A	Western Caro.	3 1	
									269 A	Morehead St.	1 3	
									269 H	Morehead St.	0 3	
									277 A	UAB	0 3	
									277 N	UAB	3 2	
									278 A	Middle Tenn.	2 3	
									285 N	Charleston So.	3 0	
									292 A	Jacksonville St.	0 3	
									292 H	Jacksonville St.	1 3	
									293 A	Southeast Mo. St.	0 3	
									310 H	Eastern Ill.	3 2	
LAST 10 GAMES												
			293 A	Southeast Mo. St.	0 3	269 A	Morehead St.	1 3				
			292 A	Jacksonville St.	0 3	310 H	Eastern Ill.	3 2				
			179 H	Belmont	0 3	102 H	SIUE	0 3				
			192 H	Tennessee St.	0 3	135 A	Austin Peay	0 3				
			240 A	Eastern Ky.	0 3	96 A	Murray St.	0 3				

Non-Div. I Games:

Tennessee Tech

Average RPI Win:	297	WON-LOST RECORD	WINNING PCT. RANK	LAST 10 GAMES	STRENGTH OF SCHEDULE	OPP. STRENGTH OF SCHEDULE	TEAM RPI	ADJ RPI	CONF. RPI	ADJ CONF. RPI						
DIV. I ONLY		18- 19	.48649	184	2- 8	331	300	288	.39852	292	26	26				
DIV. I NON-CONF.		12- 8	.6	123	1- 0	334	327	299	.37772	302	26	26				
<hr/>																
TOTALS	RPI 1-25	RPI 26-50		W-L RECORDS		RPI 51-100		RPI 101-150		RPI 150+						
18- 19	0- 0	0- 0		OVERALL		0- 3		0- 3		18- 13						
11- 7	0- 0	0- 0		HOME		0- 1		0- 2		11- 4						
5- 9	0- 0	0- 0		AWAY		0- 2		0- 1		5- 6						
2- 3	0- 0	0- 0		NEUTRAL		0- 0		0- 0		2- 3						
<hr/>																
12- 8	0- 0	0- 0		NON-CONFERENCE		0- 1		0- 1		12- 6						
7- 3	0- 0	0- 0		HOME		0- 1		0- 1		7- 1						
3- 2	0- 0	0- 0		AWAY		0- 0		0- 0		3- 2						
2- 3	0- 0	0- 0		NEUTRAL		0- 0		0- 0		2- 3						
<hr/>																
6- 11	0- 0	0- 0		CONFERENCE		0- 2		0- 2		6- 7						
4- 4	0- 0	0- 0		HOME		0- 0		0- 1		4- 3						
2- 7	0- 0	0- 0		AWAY		0- 2		0- 1		2- 4						
0- 0	0- 0	0- 0		NEUTRAL		0- 0		0- 0		0- 0						
<hr/>																
RPI S	Opponent	Score	RPI S	Opponent	Score	RPI S	Opponent	Score	RPI S	Opponent	Score					
						96 A	Murray St.	0	3	102 H	SIUE	1	3			
						96 A	Murray St.	0	3	114 H	Kennesaw St.	1	3			
						98 H	North Dakota	0	3	135 A	Austin Peay	0	3			
									179 A	Belmont	3	1				
									179 H	Belmont	2	3				
									192 A	Tennessee St.	2	3				
									192 H	Tennessee St.	1	3				
									227 A	Ga. Southern	0	3				
									240 A	Eastern Ky.	2	3				
									240 H	Eastern Ky.	3	0				
						253 H	Evansville	3	2							
						254 A	Air Force	2	3							
						259 N	Montana St.	1	3							
						263 A	UT Martin	0	3							
						269 A	Morehead St.	0	3							
						269 H	Morehead St.	3	1							
						277 H	UAB	3	1							
						285 N	Charleston So.	2	3							
						286 H	La.-Monroe	2	3							
						291 A	Tennessee Tech	3	1							
			LAST 10 GAMES			291 H	Tennessee Tech	3	0							
						293 H	Southeast Mo. St.	3	0							
						96 A	Murray St.	0	3	269 A	Morehead St.	0	3			
						263 A	UT Martin	0	3	240 A	Eastern Ky.	2	3			
						291 H	Tennessee Tech	3	0	102 H	SIUE	1	3			
						192 H	Tennessee St.	1	3	310 H	Eastern Ill.	2	3			
						179 H	Belmont	2	3	318 H	Nicholls St.	3	0			
									334 A	Mississippi Val.	3	0	324 H	New Orleans	3	2

**Non-Div. I Games:**

Jacksonville St.



RPI	S	Opponent	Score	
326	A	Jackson St.	3	0
326	H	Jackson St.	3	0
330	N	Savannah St.	3	0
332	A	Alcorn	3	0
332	H	Alcorn	3	0
334	A	Mississippi Val.	3	0
334	H	Mississippi Val.	3	0

Jacksonville St.

J  
a  
c  
k  
s  
o  
n  
v  
i  
l  
l  
e  
s  
t  
.

J  
a  
c  
k  
s  
o  
n  
v  
i  
l  
l  
e  
s  
t  
.

Average RPI Win:	267	WON-LOST	WINNING	LAST 10	STRENGTH OF	OPP. STRENGTH	TEAM	ADJ	CONF.	ADJ CONF.	
Average RPI Loss:	193	RECORD	PCT. RANK	GAMES	SCHEDULE	OF SCHEDULE	RPI	RPI	RPI	RPI	
DIV. I ONLY	7- 23	.23333	293	5- 5	251	268	293	.39747	293	26	26
DIV. I NON-CONF.	1- 13	.07143	318	0- 0	263	277	320	.34127	319	26	26
<hr/>											
TOTALS	RPI 1-25	RPI 26-50		W-L RECORDS		RPI 51-100		RPI 101-150		RPI 150+	
7- 23	0- 0	0- 0		OVERALL		0- 3		0- 5		7- 15	
6- 6	0- 0	0- 0		HOME		0- 2		0- 2		6- 2	
1- 11	0- 0	0- 0		AWAY		0- 1		0- 2		1- 8	
0- 6	0- 0	0- 0		NEUTRAL		0- 0		0- 1		0- 5	
<hr/>											
1- 13	0- 0	0- 0		NON-CONFERENCE		0- 1		0- 1		1- 11	
1- 3	0- 0	0- 0		HOME		0- 1		0- 0		1- 2	
0- 4	0- 0	0- 0		AWAY		0- 0		0- 0		0- 4	
0- 6	0- 0	0- 0		NEUTRAL		0- 0		0- 1		0- 5	
<hr/>											
6- 10	0- 0	0- 0		CONFERENCE		0- 2		0- 4		6- 4	
5- 3	0- 0	0- 0		HOME		0- 1		0- 2		5- 0	
1- 7	0- 0	0- 0		AWAY		0- 1		0- 2		1- 4	
0- 0	0- 0	0- 0		NEUTRAL		0- 0		0- 0		0- 0	
<hr/>											
RPI S	Opponent	Score	RPI S	Opponent	Score	RPI S	Opponent	Score	RPI S	Opponent	Score
						63 H	Southern Ill.	0 3	102 A	SIUE	1 3
						96 A	Murray St.	0 3	102 H	SIUE	2 3
						96 H	Murray St.	0 3	120 N	Radford	0 3
									135 A	Austin Peay	0 3
									135 H	Austin Peay	2 3
									177 N	Duquesne	2 3
									179 H	Belmont	3 2
									183 H	Ill.-Chicago	1 3
									186 N	Drake	0 3
									187 A	Valparaiso	0 3
									192 H	Tennessee St.	3 1
									217 N	Central Mich.	1 3
									219 N	Weber St.	1 3
									240 A	Eastern Ky.	2 3
									251 N	Northwestern St.	1 3
									253 A	Evansville	2 3
									256 H	Louisiana Tech	2 3
									263 A	UT Martin	2 3
									263 H	UT Martin	3 0
									269 A	Morehead St.	1 3
									277 A	UAB	0 3
									291 H	Tennessee Tech	3 0
									292 A	Jacksonville St.	0 3
									310 A	Eastern Ill.	3 0
									310 H	Eastern Ill.	3 0
									317 A	Western Ill.	0 3
									324 H	New Orleans	3 1
<hr/>											
			LAST 10 GAMES								
						291 H	Tennessee Tech	3 0	96 H	Murray St.	0 3
						263 H	UT Martin	3 0	269 A	Morehead St.	1 3
						310 A	Eastern Ill.	3 0	240 A	Eastern Ky.	2 3
						102 A	SIUE	1 3	192 H	Tennessee St.	3 1
						135 H	Austin Peay	2 3	179 H	Belmont	3 2

Non-Div. I Games:

Southeast Mo. St.

Average RPI Win: 260		WON-LOST	WINNING	LAST 10	STRENGTH OF		OPP. STRENGTH	TEAM	ADJ		CONF.	ADJ CONF.
Average RPI Loss: 154		RECORD	PCT. RANK	GAMES	SCHEDULE		OF SCHEDULE	RPI	RPI		RPI	RPI
DIV. I ONLY		5- 21	.19231	307	1- 8		246	188	295		.39642	294
DIV. I NON-CONF.		4- 8	.33333	244	0- 0		238	199	260		.42631	257
TOTALS		RPI 1-25	RPI 26-50		W-L RECORDS		RPI 51-100		RPI 101-150		RPI 150+	
5- 21		0- 0	0- 0		OVERALL		0- 4		0- 7		5- 10	
3- 7		0- 0	0- 0		HOME		0- 1		0- 2		3- 4	
1- 9		0- 0	0- 0		AWAY		0- 1		0- 3		1- 5	
1- 5		0- 0	0- 0		NEUTRAL		0- 2		0- 2		1- 1	
4- 8		0- 0	0- 0		NON-CONFERENCE		0- 2		0- 3		4- 3	
2- 1		0- 0	0- 0		HOME		0- 0		0- 0		2- 1	
1- 2		0- 0	0- 0		AWAY		0- 0		0- 1		1- 1	
1- 5		0- 0	0- 0		NEUTRAL		0- 2		0- 2		1- 1	
1- 13		0- 0	0- 0		CONFERENCE		0- 2		0- 4		1- 7	
1- 6		0- 0	0- 0		HOME		0- 1		0- 2		1- 3	
0- 7		0- 0	0- 0		AWAY		0- 1		0- 2		0- 4	
0- 0		0- 0	0- 0		NEUTRAL		0- 0		0- 0		0- 0	
RPI S	Opponent	Score	RPI S	Opponent	Score	RPI S	Opponent	Score	RPI S	Opponent	Score	
						58 N	Cal Poly	1 3	110 A	Sacramento St.	0 3	
						78 A	New Mexico St.	0 3	123 A	UTRGV	0 3	
						78 H	New Mexico St.	0 3	123 H	UTRGV	1 3	
						83 N	Nevada	0 3	124 N	Santa Clara	0 3	
									125 A	Utah Valley	0 3	
									125 H	Utah Valley	1 3	
									147 N	West Virginia	0 3	
									158 A	CSU Bakersfield	0 3	
									158 H	CSU Bakersfield	0 3	
									172 A	California	0 3	
									174 A	UMKC	2 3	
									174 H	UMKC	0 3	
									181 A	Seattle U	2 3	
									181 H	Seattle U	2 3	
									199 H	Eastern Wash.	3 0	
									240 H	Eastern Ky.	3 1	
									254 A	Air Force	3 2	
									259 N	Montana St.	2 3	
									288 H	Cal St. Fullerton	1 3	
									292 N	Jacksonville St.	3 0	
									313 A	Chicago St.	2 3	
									313 H	Chicago St.	3 1	
LAST 10 GAMES												
						181 A	Seattle U	2 3	78 A	New Mexico St.	0 3	
						125 A	Utah Valley	0 3	158 H	CSU Bakersfield	0 3	
						313 H	Chicago St.	3 1	125 H	Utah Valley	1 3	
						174 H	UMKC	0 3	181 H	Seattle U	2 3	
						123 A	UTRGV	0 3	174 A	UMKC	2 3	

Non-Div. I Games: Benedictine Mesa 3 0

Grand Canyon

Average RPI Win:	319	WON-LOST RECORD	WINNING PCT. RANK	LAST 10 GAMES	STRENGTH OF SCHEDULE	OPP. STRENGTH OF SCHEDULE	TEAM RPI	ADJ RPI	CONF. RPI	ADJ CONF. RPI	
DIV. I ONLY		14- 14	.5 174	7- 3	328	331	287	.39428	295	32	32
DIV. I NON-CONF.		1- 7	.125 306	0- 0	273	307	319	.33755	320	32	32
<hr/>											
TOTALS	RPI 1-25	RPI 26-50		W-L RECORDS	RPI 51-100		RPI 101-150		RPI 150+		
14- 14	0- 0	0- 0		OVERALL	0- 1		0- 2		14- 11		
6- 4	0- 0	0- 0		HOME	0- 0		0- 0		6- 4		
7- 7	0- 0	0- 0		AWAY	0- 0		0- 1		7- 6		
1- 3	0- 0	0- 0		NEUTRAL	0- 1		0- 1		1- 1		
<hr/>											
1- 7	0- 0	0- 0		NON-CONFERENCE	0- 1		0- 2		1- 4		
0- 1	0- 0	0- 0		HOME	0- 0		0- 0		0- 1		
1- 4	0- 0	0- 0		AWAY	0- 0		0- 1		1- 3		
0- 2	0- 0	0- 0		NEUTRAL	0- 1		0- 1		0- 0		
<hr/>											
13- 7	0- 0	0- 0		CONFERENCE	0- 0		0- 0		13- 7		
6- 3	0- 0	0- 0		HOME	0- 0		0- 0		6- 3		
6- 3	0- 0	0- 0		AWAY	0- 0		0- 0		6- 3		
1- 1	0- 0	0- 0		NEUTRAL	0- 0		0- 0		1- 1		
<hr/>											
RPI S	Opponent	Score	RPI S	Opponent	Score	RPI S	Opponent	Score	RPI S	Opponent	Score
						78 N	New Mexico St.	0 3	101 A	Southern Miss.	0 3
									135 N	Austin Peay	0 3
									195 A	Alabama St.	0 3
									195 H	Alabama St.	0 3
									222 A	Texas Southern	0 3
									222 H	Texas Southern	0 3
									222 N	Texas Southern	0 3
									272 A	Troy	0 3
									300 A	Southeastern La.	3 1
									300 A	Southeastern La.	1 3
									305 A	Alabama A&M	3 1
									305 H	Alabama A&M	3 2
									307 A	Prairie View	3 2
									307 H	Prairie View	3 1
									314 A	Ark.-Pine Bluff	2 3
									314 H	Ark.-Pine Bluff	3 1
									314 N	Ark.-Pine Bluff	3 1
									318 A	Nicholls St.	0 3
									318 H	Nicholls St.	0 3
									325 A	Grambling	3 0
									325 H	Grambling	3 0
									326 A	Jackson St.	3 0
									326 H	Jackson St.	1 3
									332 A	Alcorn	3 0
									332 H	Alcorn	3 1
									334 A	Mississippi Val.	3 1
									334 H	Mississippi Val.	3 0
<hr/>											
LAST 10 GAMES											
						222 N	Texas Southern	0 3	222 H	Texas Southern	0 3
						314 N	Ark.-Pine Bluff	3 1	334 A	Mississippi Val.	3 1
						305 A	Alabama A&M	3 1	326 A	Jackson St.	3 0
						195 A	Alabama St.	0 3	314 H	Ark.-Pine Bluff	3 1
						307 H	Prairie View	3 1	325 H	Grambling	3 0

**Non-Div. I Games:**

Southern U.

Average RPI Win:	303	WON-LOST	WINNING	LAST 10	STRENGTH OF	OPP. STRENGTH	TEAM	ADJ	CONF.	ADJ CONF.				
Average RPI Loss:	160	RECORD	PCT. RANK	GAMES	SCHEDULE	OF SCHEDULE	RPI	RPI	RPI	RPI				
DIV. I ONLY	4- 25	.13793	320	0- 10	207	204	297	.394	296	16	19			
DIV. I NON-CONF.	3- 12	.2	290	0- 0	243	219	291	.39074	291	18	18			
<hr/>														
TOTALS	RPI 1-25	RPI 26-50		W-L RECORDS		RPI 51-100		RPI 101-150		RPI 150+				
4- 25	0- 0	0- 0		OVERALL		0- 5		0- 6		4- 14				
2- 7	0- 0	0- 0		HOME		0- 2		0- 2		2- 3				
0- 11	0- 0	0- 0		AWAY		0- 3		0- 3		0- 5				
2- 7	0- 0	0- 0		NEUTRAL		0- 0		0- 1		2- 6				
<hr/>														
3- 12	0- 0	0- 0		NON-CONFERENCE		0- 1		0- 4		3- 7				
1- 1	0- 0	0- 0		HOME		0- 0		0- 1		1- 0				
0- 4	0- 0	0- 0		AWAY		0- 1		0- 2		0- 1				
2- 7	0- 0	0- 0		NEUTRAL		0- 0		0- 1		2- 6				
<hr/>														
1- 13	0- 0	0- 0		CONFERENCE		0- 4		0- 2		1- 7				
1- 6	0- 0	0- 0		HOME		0- 2		0- 1		1- 3				
0- 7	0- 0	0- 0		AWAY		0- 2		0- 1		0- 4				
0- 0	0- 0	0- 0		NEUTRAL		0- 0		0- 0		0- 0				
<hr/>														
RPI S	Opponent	Score	RPI S	Opponent	Score	RPI S	Opponent	Score	RPI S	Opponent	Score			
						53 A	UCF	0 3	109 H	Marshall	0 3			
						54 A	Lipscomb	1 3	112 A	South Fla.	0 3			
						54 H	Lipscomb	1 3	112 A	South Fla.	0 3			
						61 A	FGCU	0 3	114 A	Kennesaw St.	0 3			
						61 H	FGCU	0 3	114 H	Kennesaw St.	0 3			
						133 N	New Mexico	1 3						
						157 A	North Florida	0 3						
						157 H	North Florida	1 3						
						178 N	Fla. Atlantic	0 3						
						194 N	Wright St.	0 3						
						198 N	Kent St.	1 3						
						202 N	LIU Brooklyn	1 3						
						223 A	USC Upstate	0 3						
						223 H	USC Upstate	2 3						
						224 A	Jacksonville	2 3						
						224 H	Jacksonville	1 3						
						235 N	Georgetown	0 3						
						247 N	Stony Brook	0 3						
						257 A	UNC Asheville	2 3						
						279 H	Bethune-Cookman	3 2						
						304 A	NJIT	2 3						
						304 H	NJIT	3 0						
			LAST 10 GAMES			304 H	NJIT	3 0						
						223 A	USC Upstate	0 3				224 A	Jacksonville	2 3
						304 A	NJIT	2 3				61 H	FGCU	0 3
						54 H	Lipscomb	1 3				224 H	Jacksonville	1 3
						114 H	Kennesaw St.	0 3				157 H	North Florida	1 3
						157 A	North Florida	0 3	114 A	Kennesaw St.	0 3			

Non-Div. I Games:

Stetson

Average RPI Win: 288		WON-LOST	WINNING	LAST 10	STRENGTH OF		OPP. STRENGTH	TEAM	ADJ		CONF.	ADJ CONF.
Average RPI Loss: 171		RECORD	PCT. RANK	GAMES	SCHEDULE		OF SCHEDULE	RPI	RPI		RPI	RPI
DIV. I ONLY		5- 23	.17857	310	243		237	299	.39291		297	25
DIV. I NON-CONF.		1- 11	.08333	314	184		195	301	.3821		297	22
TOTALS		RPI 1-25	RPI 26-50		W-L RECORDS		RPI 51-100		RPI 101-150		RPI 150+	
5- 23		0- 0	0- 0		OVERALL		0- 5		0- 2		5- 16	
3- 7		0- 0	0- 0		HOME		0- 2		0- 1		3- 4	
1- 10		0- 0	0- 0		AWAY		0- 2		0- 1		1- 7	
1- 6		0- 0	0- 0		NEUTRAL		0- 1		0- 0		1- 5	
1- 11		0- 0	0- 0		NON-CONFERENCE		0- 3		0- 0		1- 8	
0- 2		0- 0	0- 0		HOME		0- 1		0- 0		0- 1	
0- 3		0- 0	0- 0		AWAY		0- 1		0- 0		0- 2	
1- 6		0- 0	0- 0		NEUTRAL		0- 1		0- 0		1- 5	
4- 12		0- 0	0- 0		CONFERENCE		0- 2		0- 2		4- 8	
3- 5		0- 0	0- 0		HOME		0- 1		0- 1		3- 3	
1- 7		0- 0	0- 0		AWAY		0- 1		0- 1		1- 5	
0- 0		0- 0	0- 0		NEUTRAL		0- 0		0- 0		0- 0	
RPI S	Opponent	Score	RPI S	Opponent	Score	RPI S	Opponent	Score	RPI S	Opponent	Score	
						52 N	Northern Ill.	0 3	107 A	Denver	0 3	
						75 A	Green Bay	0 3	107 H	Denver	0 3	
						95 A	South Dakota	0 3	152 N	Texas Tech	0 3	
						95 H	South Dakota	0 3	168 N	SFA	0 3	
						98 H	North Dakota	1 3	177 N	Duquesne	0 3	
									186 A	Drake	2 3	
									187 A	Valparaiso	0 3	
									189 A	IUPUI	0 3	
									189 H	IUPUI	0 3	
									204 A	North Dakota St.	1 3	
									204 H	North Dakota St.	2 3	
									216 N	UTEP	1 3	
									217 N	Central Mich.	0 3	
									221 A	Oral Roberts	0 3	
									221 H	Oral Roberts	2 3	
									234 A	Fort Wayne	1 3	
									234 H	Fort Wayne	3 1	
									264 A	Omaha	2 3	
									264 H	Omaha	3 0	
									265 H	Bradley	0 3	
									310 N	Eastern Ill.	3 0	
									317 A	Western Ill.	3 2	
									317 H	Western Ill.	3 2	
LAST 10 GAMES												
						95 A	South Dakota	0 3	221 H	Oral Roberts	2 3	
						204 A	North Dakota St.	1 3	189 A	IUPUI	0 3	
						317 H	Western Ill.	3 2	107 H	Denver	0 3	
						264 A	Omaha	2 3	317 A	Western Ill.	3 2	
						234 H	Fort Wayne	3 1	234 A	Fort Wayne	1 3	

Non-Div. I Games:

South Dakota St.

Average RPI Win:	276	WON-LOST RECORD	WINNING PCT. RANK	LAST 10 GAMES	STRENGTH OF SCHEDULE	OPP. STRENGTH OF SCHEDULE	TEAM RPI	ADJ RPI	CONF. RPI	ADJ CONF. RPI	
DIV. I ONLY		4- 25	.13793 320	2- 8	219	224	304	.38933 298	22	22	
DIV. I NON-CONF.		2- 11	.15385 301	0- 0	209	227	292	.39045 292	19	19	
<hr/>											
TOTALS	RPI 1-25	RPI 26-50		W-L RECORDS	RPI 51-100		RPI 101-150		RPI 150+		
4- 25	0- 0	0- 2		OVERALL	0- 3		0- 3		4- 17		
2- 11	0- 0	0- 1		HOME	0- 1		0- 2		2- 7		
0- 10	0- 0	0- 1		AWAY	0- 1		0- 0		0- 8		
2- 4	0- 0	0- 0		NEUTRAL	0- 1		0- 1		2- 2		
<hr/>											
2- 11	0- 0	0- 0		NON-CONFERENCE	0- 1		0- 3		2- 7		
0- 3	0- 0	0- 0		HOME	0- 0		0- 2		0- 1		
0- 4	0- 0	0- 0		AWAY	0- 0		0- 0		0- 4		
2- 4	0- 0	0- 0		NEUTRAL	0- 1		0- 1		2- 2		
<hr/>											
2- 14	0- 0	0- 2		CONFERENCE	0- 2		0- 0		2- 10		
2- 8	0- 0	0- 1		HOME	0- 1		0- 0		2- 6		
0- 6	0- 0	0- 1		AWAY	0- 1		0- 0		0- 4		
0- 0	0- 0	0- 0		NEUTRAL	0- 0		0- 0		0- 0		
<hr/>											
RPI S	Opponent	Score	RPI S	Opponent	Score	RPI S	Opponent	Score	RPI S	Opponent	Score
			34 A	Coastal Caro.	1 3	57 H	Arkansas St.	0 3	106 H	UNCW	0 3
			34 H	Coastal Caro.	0 3	82 A	Texas St.	2 3	108 N	Northern Ky.	1 3
						93 N	Ole Miss	0 3	132 H	Ohio	0 3
									151 A	Chattanooga	2 3
									166 A	UT Arlington	0 3
									167 A	Virginia Tech	2 3
									192 N	Tennessee St.	1 3
									196 A	South Ala.	1 3
									196 H	South Ala.	2 3
									208 H	Wofford	2 3
									209 H	Little Rock	0 3
									211 N	Ball St.	2 3
									227 H	Ga. Southern	3 0
									227 H	Ga. Southern	2 3
									248 A	Georgia St.	2 3
									248 H	Georgia St.	2 3
									266 A	Western Caro.	2 3
									269 A	Morehead St.	2 3
									270 N	Siena	3 0
									272 A	Troy	2 3
									272 H	Troy	2 3
									283 H	UL Lafayette	1 3
									286 H	La.-Monroe	3 0
									320 N	Norfolk St.	3 0
			LAST 10 GAMES								
			272 H	Troy	2 3	196 A	South Ala.	1 3			
			196 H	South Ala.	2 3	272 A	Troy	2 3			
			227 H	Ga. Southern	2 3	283 H	UL Lafayette	1 3			
			227 H	Ga. Southern	3 0	286 H	La.-Monroe	3 0			
			248 H	Georgia St.	2 3	34 A	Coastal Caro.	1 3			

**Non-Div. I Games:**

Appalachian St.

**Non-Div. I Games:**

## Manhattan



RPI	S	Opponent	Score	
316	H	Iona	3	1
323	A	Lafayette	3	1
327	H	Fairleigh Dickinson	3	0
331	A	Saint Peter's	3	0
331	H	Saint Peter's	3	0

Manhattan

M  
a  
n  
h  
a  
t  
t  
a  
n

M  
a  
n  
h  
a  
t  
t  
a  
n

Average RPI Win: 288		WON-LOST	WINNING	LAST 10	STRENGTH OF		OPP. STRENGTH	TEAM	ADJ	CONF.	ADJ CONF.				
Average RPI Loss: 193		RECORD	PCT. RANK	GAMES	SCHEDULE		OF SCHEDULE	RPI	RPI	RPI	RPI				
DIV. I ONLY		7- 23	.23333	293	3- 7		270	272	298	.3868	300	28	28		
DIV. I NON-CONF.		1- 12	.07692	316	0- 0		174	225	300	.38142	298	25	25		
TOTALS		RPI 1-25	RPI 26-50		W-L RECORDS		RPI 51-100		RPI 101-150		RPI 150+				
7- 23		0- 2	0- 0		OVERALL		0- 2		0- 3		7- 16				
4- 6		0- 0	0- 0		HOME		0- 1		0- 0		4- 5				
3- 10		0- 1	0- 0		AWAY		0- 0		0- 2		3- 7				
0- 7		0- 1	0- 0		NEUTRAL		0- 1		0- 1		0- 4				
1- 12		0- 2	0- 0		NON-CONFERENCE		0- 1		0- 2		1- 7				
1- 1		0- 0	0- 0		HOME		0- 0		0- 0		1- 1				
0- 5		0- 1	0- 0		AWAY		0- 0		0- 1		0- 3				
0- 6		0- 1	0- 0		NEUTRAL		0- 1		0- 1		0- 3				
6- 11		0- 0	0- 0		CONFERENCE		0- 1		0- 1		6- 9				
3- 5		0- 0	0- 0		HOME		0- 1		0- 0		3- 4				
3- 5		0- 0	0- 0		AWAY		0- 0		0- 1		3- 4				
0- 1		0- 0	0- 0		NEUTRAL		0- 0		0- 0		0- 1				
RPI S	Opponent	Score		RPI S	Opponent	Score		RPI S	Opponent	Score		RPI S	Opponent	Score	
6 N	Kansas	0	3					62 H	A&M-Corpus Christi	0	3	134 A	Sam Houston St.	1	3
22 A	Purdue	0	3					69 N	Xavier	0	3	138 A	Utah St.	1	3
												148 N	Portland St.	0	3
												168 A	SFA	0	3
												168 N	SFA	0	3
												196 A	South Ala.	2	3
												206 N	Florida A&M	1	3
												207 H	Houston Baptist	2	3
												212 A	Central Ark.	0	3
												212 H	Central Ark.	1	3
												236 N	FIU	2	3
												245 A	Abilene Christian	1	3
												246 H	Incarnate Word	2	3
												251 A	Northwestern St.	3	2
												267 H	Lamar University	3	2
												271 N	UC Riverside	0	3
												272 A	Troy	0	3
												282 A	McNeese	3	2
												282 H	McNeese	3	1
												283 A	UL Lafayette	0	3
												295 H	Southern U.	1	3
												295 H	Southern U.	3	1
												318 A	Nicholls St.	2	3
												318 H	Nicholls St.	3	1
												324 A	New Orleans	3	2
												324 H	New Orleans	2	3
LAST 10 GAMES				LAST 10 GAMES				LAST 10 GAMES				LAST 10 GAMES			
168 N	SFA	0	3	282 A	McNeese	3	2	318 A	Nicholls St.	2	3	324 A	New Orleans	3	2
324 A	New Orleans	3	2	62 H	A&M-Corpus Christi	0	3	246 H	Incarnate Word	2	3	282 H	McNeese	3	1
168 A	SFA	0	3	134 A	Sam Houston St.	1	3								
134 A	Sam Houston St.	1	3												
212 H	Central Ark.	1	3												

Non-Div. I Games:

Southeastern La.



RPI	S	Opponent	Score	
333	N	South Carolina St.	3	0
334	N	Mississippi Val.	3	0

Presbyterian

P  
r  
e  
s  
b  
y  
t  
e  
r  
i  
a  
n

P  
r  
e  
s  
b  
y  
t  
e  
r  
i  
a  
n

Average RPI Win: 291		WON-LOST RECORD		WINNING PCT. RANK		LAST 10 GAMES		STRENGTH OF SCHEDULE		OPP. STRENGTH OF SCHEDULE		TEAM RPI		ADJ RPI		CONF. RPI		ADJ CONF. RPI	
DIV. I ONLY		8- 25		.24242 289		0- 10		273		290		301		.38589 302		21		21	
DIV. I NON-CONF.		7- 9		.4375 205		0- 0		308		331		285		.39402 287		24		24	
TOTALS		RPI 1-25		RPI 26-50		W-L RECORDS		RPI 51-100		RPI 101-150		RPI 150+							
8- 25		0- 0		0- 0		OVERALL		0- 0		0- 5		8- 20							
5- 10		0- 0		0- 0		HOME		0- 0		0- 3		5- 7							
1- 10		0- 0		0- 0		AWAY		0- 0		0- 2		1- 8							
2- 5		0- 0		0- 0		NEUTRAL		0- 0		0- 0		2- 5							
7- 9		0- 0		0- 0		NON-CONFERENCE		0- 0		0- 1		7- 8							
4- 3		0- 0		0- 0		HOME		0- 0		0- 1		4- 2							
1- 2		0- 0		0- 0		AWAY		0- 0		0- 0		1- 2							
2- 4		0- 0		0- 0		NEUTRAL		0- 0		0- 0		2- 4							
1- 16		0- 0		0- 0		CONFERENCE		0- 0		0- 4		1- 12							
1- 7		0- 0		0- 0		HOME		0- 0		0- 2		1- 5							
0- 8		0- 0		0- 0		AWAY		0- 0		0- 2		0- 6							
0- 1		0- 0		0- 0		NEUTRAL		0- 0		0- 0		0- 1							
RPI	S	Opponent	Score	RPI	S	Opponent	Score	RPI	S	Opponent	Score	RPI	S	Opponent	Score				
										103	A	ETSU			0	3			
										103	H	ETSU			0	3			
										135	H	Austin Peay			0	3			
										136	A	Samford			0	3			
										136	H	Samford			0	3			
										151	A	Chattanooga			2	3			
										151	H	Chattanooga			2	3			
										156	A	UNCG			1	3			
										156	H	UNCG			1	3			
										169	N	Colgate			1	3			
										185	H	Elon			0	3			
										197	A	Mercer			1	3			
										197	H	Mercer			1	3			
										208	A	Wofford			1	3			
										208	H	Wofford			1	3			
										214	A	Furman			1	3			
										214	H	Furman			3	2			
										214	N	Furman			0	3			
										219	N	Weber St.			0	3			
										227	A	Ga. Southern			2	3			
										254	N	Air Force			1	3			
										255	H	Robert Morris			2	3			
										266	A	Western Caro.			0	3			
										266	H	Western Caro.			0	3			
										269	H	Morehead St.			3	2			
										284	H	Gardner-Webb			3	2			
										285	H	Charleston So.			3	1			
				LAST 10 GAMES															
						214	N	Furman	0	3									
						266	H	Western Caro.	0	3									
						103	H	ETSU	0	3									
						208	A	Wofford	1	3									
						156	A	UNCG	1	3									
						151	H	Chattanooga	2	3									
						136	H	Samford	0	3									
						103	A	ETSU	0	3									
						151	A	Chattanooga	2	3									
						197	A	Mercer	1	3									

Non-Div. I Games:

The Citadel

RPI	S	Opponent	Score	
285	N	Charleston So.	3	2
288	A	Cal St. Fullerton	0	3
292	N	Jacksonville St.	0	3
330	H	Savannah St.	3	0
330	N	Savannah St.	3	0
333	A	South Carolina St.	3	1

The Citadel

T  
h  
e  
C  
i  
t  
a  
d  
e  
l

T  
h  
e  
C  
i  
t  
a  
d  
e  
l

Average RPI Win:	304	WON-LOST	WINNING	LAST 10	STRENGTH OF	OPP. STRENGTH	TEAM	ADJ	CONF.	ADJ CONF.	
Average RPI Loss:	199	RECORD	PCT. RANK	GAMES	SCHEDULE	OF SCHEDULE	RPI	RPI	RPI	RPI	
DIV. I ONLY	6- 21	.22222	299	2- 8	261	297	302	.38444	303	27	27
DIV. I NON-CONF.	3- 8	.27273	274	0- 0	248	315	288	.39353	288	28	28
<hr/>											
TOTALS	RPI 1-25	RPI 26-50		W-L RECORDS		RPI 51-100		RPI 101-150		RPI 150+	
6- 21	0- 0	0- 0		OVERALL		0- 3		0- 3		6- 15	
0- 9	0- 0	0- 0		HOME		0- 1		0- 1		0- 7	
3- 9	0- 0	0- 0		AWAY		0- 1		0- 2		3- 6	
3- 3	0- 0	0- 0		NEUTRAL		0- 1		0- 0		3- 2	
<hr/>											
3- 8	0- 0	0- 0		NON-CONFERENCE		0- 1		0- 1		3- 6	
0- 1	0- 0	0- 0		HOME		0- 0		0- 0		0- 1	
0- 4	0- 0	0- 0		AWAY		0- 0		0- 1		0- 3	
3- 3	0- 0	0- 0		NEUTRAL		0- 1		0- 0		3- 2	
<hr/>											
3- 13	0- 0	0- 0		CONFERENCE		0- 2		0- 2		3- 9	
0- 8	0- 0	0- 0		HOME		0- 1		0- 1		0- 6	
3- 5	0- 0	0- 0		AWAY		0- 1		0- 1		3- 3	
0- 0	0- 0	0- 0		NEUTRAL		0- 0		0- 0		0- 0	
<hr/>											
RPI S	Opponent	Score	RPI S	Opponent	Score	RPI S	Opponent	Score	RPI S	Opponent	Score
						87 A	American	0 3	116 A	UConn	0 3
						87 H	American	0 3	150 A	Army West Point	1 3
						94 N	Yale	0 3	150 H	Army West Point	0 3
									160 A	Howard	0 3
									169 A	Colgate	0 3
									169 H	Colgate	0 3
									180 A	Navy	0 3
									180 H	Navy	0 3
									193 A	UMBC	0 3
									232 N	Bryant	0 3
									233 H	George Washington	1 3
									244 A	Lehigh	0 3
									244 H	Lehigh	0 3
									258 A	Holy Cross	3 1
									258 H	Holy Cross	1 3
									275 A	George Mason	0 3
									289 N	Akron	3 1
									309 N	St. Francis Brooklyn	3 1
									311 N	Hampton	2 3
									319 A	Bucknell	3 1
			319 H	Bucknell	1 3						
			LAST 10 GAMES			323 A	Lafayette	3 2			
						323 H	Lafayette	2 3			
						328 N	Delaware St.	3 0			
						180 H	Navy	0 3			
						87 A	American	0 3			
						169 A	Colgate	0 3			
319 A	Bucknell	3 1									
258 H	Holy Cross	1 3									
150 H	Army West Point	0 3									
323 A	Lafayette	3 2									
244 A	Lehigh	0 3									
180 A	Navy	0 3									
87 H	American	0 3									

Non-Div. I Games:

Loyola Maryland

**Non-Div. I Games:**

Loss, Non-Conf, S Site, H Home, A Away, N Neutral Page 336



RPI	S	Opponent	Score	
331	A	Saint Peter's	3	0
331	H	Saint Peter's	3	1

NJIT

N  
J  
I  
T

N  
J  
I  
T

Average RPI Win:	322	WON-LOST RECORD	WINNING PCT. RANK	LAST 10 GAMES	STRENGTH OF SCHEDULE	OPP. STRENGTH OF SCHEDULE	TEAM RPI	ADJ RPI	CONF. RPI	ADJ CONF. RPI		
Average RPI Loss:	228											
DIV. I ONLY		13- 22	.37143	237	6- 4	313	328	303	.37953	305	32	32
DIV. I NON-CONF.		1- 14	.06667	319	0- 0	261	298	324	.33301	325	32	32
<hr/>												
TOTALS	RPI 1-25	RPI 26-50		W-L RECORDS		RPI 51-100		RPI 101-150		RPI 150+		
13- 22	0- 0	0- 0		OVERALL		0- 2		0- 1		13- 19		
7- 4	0- 0	0- 0		HOME		0- 0		0- 0		7- 4		
4- 9	0- 0	0- 0		AWAY		0- 0		0- 1		4- 8		
2- 9	0- 0	0- 0		NEUTRAL		0- 2		0- 0		2- 7		
<hr/>												
1- 14	0- 0	0- 0		NON-CONFERENCE		0- 2		0- 1		1- 11		
0- 1	0- 0	0- 0		HOME		0- 0		0- 0		0- 1		
0- 5	0- 0	0- 0		AWAY		0- 0		0- 1		0- 4		
1- 8	0- 0	0- 0		NEUTRAL		0- 2		0- 0		1- 6		
<hr/>												
12- 8	0- 0	0- 0		CONFERENCE		0- 0		0- 0		12- 8		
7- 3	0- 0	0- 0		HOME		0- 0		0- 0		7- 3		
4- 4	0- 0	0- 0		AWAY		0- 0		0- 0		4- 4		
1- 1	0- 0	0- 0		NEUTRAL		0- 0		0- 0		1- 1		
<hr/>												
RPI S	Opponent	Score	RPI S	Opponent	Score	RPI S	Opponent	Score	RPI S	Opponent	Score	
						73 N	Towson	0 3	135 A	Austin Peay	0 3	
						92 N	Northern Ariz.	0 3	192 A	Tennessee St.	0 3	
									192 H	Tennessee St.	0 3	
									192 N	Tennessee St.	0 3	
									195 A	Alabama St.	1 3	
									195 H	Alabama St.	0 3	
									195 N	Alabama St.	0 3	
									210 N	UMES	0 3	
									222 A	Texas Southern	1 3	
									222 H	Texas Southern	1 3	
									254 N	Air Force	1 3	
									257 A	UNC Asheville	0 3	
									263 A	UT Martin	0 3	
									283 A	UL Lafayette	0 3	
									295 A	Southern U.	2 3	
									295 H	Southern U.	1 3	
									296 N	Stetson	0 3	
									307 A	Prairie View	1 3	
									307 H	Prairie View	3 1	
									307 N	Prairie View	3 1	
									308 N	N.C. A&T	3 2	
									314 A	Ark.-Pine Bluff	3 1	
									314 H	Ark.-Pine Bluff	3 0	
									318 N	Nicholls St.	0 3	
									322 N	N.C. Central	1 3	
									325 A	Grambling	3 2	
									325 H	Grambling	3 0	
LAST 10 GAMES			LAST 10 GAMES			LAST 10 GAMES			LAST 10 GAMES			
			195 N	Alabama St.	0 3		195 H	Alabama St.	0 3			
			307 N	Prairie View	3 1		307 H	Prairie View	3 1			
			295 H	Southern U.	1 3		222 H	Texas Southern	1 3			
			332 H	Alcorn	3 0		334 A	Mississippi Val.	3 1			
			332 H	Alcorn	3 1		326 A	Jackson St.	3 1			

Non-Div. I Games:

Alabama A&amp;M

RPI	S	Opponent	Score	
326	A	Jackson St.	3	1
326	H	Jackson St.	3	1
332	H	Alcorn	3	1
332	H	Alcorn	3	0
334	A	Mississippi Val.	3	1
334	H	Mississippi Val.	3	0

Alabama A&M

A  
l  
a  
b  
a  
m  
a  
A  
&  
M

A  
l  
a  
b  
a  
m  
a  
A  
&  
M

Average RPI Win: 251		WON-LOST	WINNING	LAST 10	STRENGTH OF		OPP. STRENGTH	TEAM	ADJ		CONF.	ADJ CONF.	
Average RPI Loss: 178		RECORD	PCT. RANK	GAMES	SCHEDULE		OF SCHEDULE	RPI	RPI		RPI	RPI	
DIV. I ONLY		4- 25	.13793	320	2- 8		255	211	309	.37862	306	15	15
DIV. I NON-CONF.		1- 12	.07692	316	0- 0		296	248	326	.32698	326	15	15
<hr/>													
TOTALS		RPI 1-25	RPI 26-50		W-L RECORDS		RPI 51-100		RPI 101-150		RPI 150+		
4- 25	0- 0	0- 2		OVERALL		0- 2		1- 6		3- 15			
1- 7	0- 0	0- 1		HOME		0- 0		0- 2		1- 4			
3- 11	0- 0	0- 1		AWAY		0- 1		1- 2		2- 7			
0- 7	0- 0	0- 0		NEUTRAL		0- 1		0- 2		0- 4			
<hr/>													
1- 12	0- 0	0- 0		NON-CONFERENCE		0- 1		0- 2		1- 9			
0- 0	0- 0	0- 0		HOME		0- 0		0- 0		0- 0			
1- 5	0- 0	0- 0		AWAY		0- 0		0- 0		1- 5			
0- 7	0- 0	0- 0		NEUTRAL		0- 1		0- 2		0- 4			
<hr/>													
3- 13	0- 0	0- 2		CONFERENCE		0- 1		1- 4		2- 6			
1- 7	0- 0	0- 1		HOME		0- 0		0- 2		1- 4			
2- 6	0- 0	0- 1		AWAY		0- 1		1- 2		1- 2			
0- 0	0- 0	0- 0		NEUTRAL		0- 0		0- 0		0- 0			
<hr/>													
RPI S	Opponent	Score	RPI S	Opponent	Score	RPI S	Opponent	Score	RPI S	Opponent	Score		
			42 A	Miami (OH)	0 3	52 A	Northern Ill.	0 3	119 N	Oakland	0 3		
			42 H	Miami (OH)	0 3	85 N	South Carolina	0 3	121 A	Bowling Green	0 3		
									121 H	Bowling Green	0 3		
									132 A	Ohio	0 3		
									132 H	Ohio	1 3		
									144 A	Toledo	3 2		
									146 N	Northwestern	0 3		
									177 A	Duquesne	0 3		
									191 A	Western Mich.	1 3		
									198 A	Kent St.	0 3		
									198 H	Kent St.	1 3		
									203 N	Cornell	1 3		
									211 H	Ball St.	0 3		
									217 H	Central Mich.	2 3		
									227 A	Ga. Southern	2 3		
									229 A	Virginia	0 3		
									233 N	George Washington	2 3		
									238 N	Wake Forest	0 3		
									250 H	Eastern Mich.	3 2		
									255 A	Robert Morris	0 3		
									273 A	Niagara	1 3		
									289 A	Akron	3 2		
									289 H	Akron	2 3		
									319 A	Bucknell	3 2		
									321 N	Saint Francis (PA)	2 3		
<hr/>													
			LAST 10 GAMES										
			42 A	Miami (OH)	0 3	132 H	Ohio	1 3	289 H	Akron	2 3		
			121 A	Bowling Green	0 3	250 H	Eastern Mich.	3 2	319 A	Bucknell	3 2		
			144 A	Toledo	3 2	217 H	Central Mich.	2 3	321 N	Saint Francis (PA)	2 3		
			289 H	Akron	2 3	191 A	Western Mich.	1 3					
			198 H	Kent St.	1 3	52 A	Northern Ill.	0 3					

Non-Div. I Games:

Buffalo

Average RPI Win: 325		WON-LOST	WINNING	LAST 10	STRENGTH OF		OPP. STRENGTH	TEAM	ADJ	CONF.	ADJ CONF.
Average RPI Loss: 214		RECORD	PCT. RANK	GAMES	SCHEDULE		OF SCHEDULE	RPI	RPI	RPI	RPI
DIV. I ONLY		9- 19	.32143	258	4- 6		303	325	305	.37828	307
DIV. I NON-CONF.		0- 8	0	322	0- 0		96	173	283	.39996	282
TOTALS		RPI 1-25	RPI 26-50		W-L RECORDS		RPI 51-100		RPI 101-150		RPI 150+
9- 19	0- 0	0- 1		OVERALL		0- 1		0- 3		9- 14	
5- 5	0- 0	0- 0		HOME		0- 0		0- 0		5- 5	
4- 9	0- 0	0- 1		AWAY		0- 0		0- 1		4- 7	
0- 5	0- 0	0- 0		NEUTRAL		0- 1		0- 2		0- 2	
0- 8	0- 0	0- 1		NON-CONFERENCE		0- 1		0- 3		0- 3	
0- 1	0- 0	0- 0		HOME		0- 0		0- 0		0- 1	
0- 4	0- 0	0- 1		AWAY		0- 0		0- 1		0- 2	
0- 3	0- 0	0- 0		NEUTRAL		0- 1		0- 2		0- 0	
9- 11	0- 0	0- 0		CONFERENCE		0- 0		0- 0		9- 11	
5- 4	0- 0	0- 0		HOME		0- 0		0- 0		5- 4	
4- 5	0- 0	0- 0		AWAY		0- 0		0- 0		4- 5	
0- 2	0- 0	0- 0		NEUTRAL		0- 0		0- 0		0- 2	
RPI S	Opponent	Score	RPI S	Opponent	Score	RPI S	Opponent	Score	RPI S	Opponent	Score
			41 A	Baylor	0 3	62 N	A&M-Corpus Christi	0 3	123 A	UTRGV	0 3
									123 N	UTRGV	0 3
									129 N	Fresno St.	0 3
									195 A	Alabama St.	0 3
									195 H	Alabama St.	0 3
									207 A	Houston Baptist	0 3
									222 A	Texas Southern	0 3
									222 H	Texas Southern	1 3
									222 N	Texas Southern	1 3
									246 A	Incarnate Word	0 3
									246 H	Incarnate Word	1 3
									295 A	Southern U.	1 3
									295 H	Southern U.	2 3
									305 A	Alabama A&M	1 3
									305 H	Alabama A&M	3 1
									305 N	Alabama A&M	1 3
									314 A	Ark.-Pine Bluff	3 0
									314 H	Ark.-Pine Bluff	2 3
									325 A	Grambling	2 3
									325 H	Grambling	3 0
									326 A	Jackson St.	3 1
									326 H	Jackson St.	3 0
									332 A	Alcorn	3 0
									332 H	Alcorn	3 0
									334 A	Mississippi Val.	3 0
									334 H	Mississippi Val.	3 0
LAST 10 GAMES											
			305 N	Alabama A&M	1 3	305 A	Alabama A&M	1 3			
			325 H	Grambling	3 0	195 A	Alabama St.	0 3			
			314 H	Ark.-Pine Bluff	2 3	222 H	Texas Southern	1 3			
			295 A	Southern U.	1 3	326 H	Jackson St.	3 0			
			332 A	Alcorn	3 0	334 H	Mississippi Val.	3 0			

Non-Div. I Games: St. Thomas (TX) 3 0

Prairie View

Average RPI Win: 320		WON-LOST	WINNING	LAST 10	STRENGTH OF		OPP. STRENGTH	TEAM	ADJ	CONF.	ADJ CONF.
Average RPI Loss: 225		RECORD	PCT. RANK	GAMES	SCHEDULE		OF SCHEDULE	RPI	RPI	RPI	RPI
DIV. I ONLY		9- 15	.375	233	4- 6		325	329	310	.37593	308
DIV. I NON-CONF.		1- 9	.1	309	0- 0		119	319	287	.39528	286
TOTALS		RPI 1-25	RPI 26-50		W-L RECORDS		RPI 51-100		RPI 101-150		RPI 150+
9- 15	0- 0	0- 0		OVERALL		0- 0		0- 1		9- 14	
5- 5	0- 0	0- 0		HOME		0- 0		0- 1		5- 4	
3- 8	0- 0	0- 0		AWAY		0- 0		0- 0		3- 7	
1- 2	0- 0	0- 0		NEUTRAL		0- 0		0- 0		1- 2	
1- 9	0- 0	0- 0		NON-CONFERENCE		0- 0		0- 1		1- 8	
0- 3	0- 0	0- 0		HOME		0- 0		0- 1		0- 2	
0- 4	0- 0	0- 0		AWAY		0- 0		0- 0		0- 4	
1- 2	0- 0	0- 0		NEUTRAL		0- 0		0- 0		1- 2	
8- 6	0- 0	0- 0		CONFERENCE		0- 0		0- 0		8- 6	
5- 2	0- 0	0- 0		HOME		0- 0		0- 0		5- 2	
3- 4	0- 0	0- 0		AWAY		0- 0		0- 0		3- 4	
0- 0	0- 0	0- 0		NEUTRAL		0- 0		0- 0		0- 0	
RPI S	Opponent	Score	RPI S	Opponent	Score	RPI S	Opponent	Score	RPI S	Opponent	Score
									120 H	Radford	2 3
									156 A	UNCG	0 3
									176 A	Campbell	0 3
									185 H	Elon	0 3
									188 H	East Carolina	0 3
									195 A	Alabama St.	2 3
									206 A	Florida A&M	1 3
									206 H	Florida A&M	0 3
									210 A	UMES	0 3
									222 N	Texas Southern	0 3
									279 A	Bethune-Cookman	1 3
									279 H	Bethune-Cookman	3 1
									284 A	Gardner-Webb	0 3
									305 N	Alabama A&M	2 3
									311 H	Hampton	3 0
									320 A	Norfolk St.	2 3
									320 H	Norfolk St.	3 0
									322 A	N.C. Central	3 2
									322 H	N.C. Central	2 3
									326 N	Jackson St.	3 0
									330 A	Savannah St.	3 0
									330 H	Savannah St.	3 1
									333 A	South Carolina St.	3 0
									333 H	South Carolina St.	3 1
LAST 10 GAMES											
						210 A	UMES	0 3	330 H	Savannah St.	3 1
						322 H	N.C. Central	2 3	322 A	N.C. Central	3 2
						206 A	Florida A&M	1 3	320 A	Norfolk St.	2 3
						279 A	Bethune-Cookman	1 3	206 H	Florida A&M	0 3
						333 H	South Carolina St.	3 1	279 H	Bethune-Cookman	3 1

Non-Div. I Games:

N.C. A&amp;T

Average RPI Win:	310	WON-LOST	WINNING	LAST 10	STRENGTH OF	OPP. STRENGTH	TEAM	ADJ	CONF.	ADJ CONF.	
Average RPI Loss:	227	RECORD	PCT. RANK	GAMES	SCHEDULE	OF SCHEDULE	RPI	RPI	RPI	RPI	
DIV. I ONLY	9- 21	.3	266	3- 7	302	320	307	.37537	309	29	29
DIV. I NON-CONF.	5- 11	.3125	252	0- 0	283	328	298	.37489	304	29	29
<hr/>											
TOTALS	RPI 1-25	RPI 26-50		W-L RECORDS		RPI 51-100		RPI 101-150		RPI 150+	
9- 21	0- 0	0- 0		OVERALL		0- 1		0- 2		9- 18	
4- 6	0- 0	0- 0		HOME		0- 0		0- 0		4- 6	
4- 9	0- 0	0- 0		AWAY		0- 0		0- 0		4- 4	
1- 6	0- 0	0- 0		NEUTRAL		0- 1		0- 0		1- 5	
5- 11	0- 0	0- 0		NON-CONFERENCE		0- 1		0- 2		5- 8	
2- 1	0- 0	0- 0		HOME		0- 0		0- 0		2- 1	
2- 4	0- 0	0- 0		AWAY		0- 0		0- 2		2- 2	
1- 6	0- 0	0- 0		NEUTRAL		0- 1		0- 0		1- 5	
4- 10	0- 0	0- 0		CONFERENCE		0- 0		0- 0		4- 10	
2- 5	0- 0	0- 0		HOME		0- 0		0- 0		2- 5	
2- 5	0- 0	0- 0		AWAY		0- 0		0- 0		2- 5	
0- 0	0- 0	0- 0		NEUTRAL		0- 0		0- 0		0- 0	
RPI S	Opponent	Score	RPI S	Opponent	Score	RPI S	Opponent	Score	RPI S	Opponent	Score
						94 N	Yale	0 3	116 A	UConn	0 3
									120 A	Radford	0 3
									162 A	Sacred Heart	0 3
									162 H	Sacred Heart	1 3
									193 N	UMBC	2 3
									202 A	LIU Brooklyn	1 3
									202 H	LIU Brooklyn	1 3
									232 A	Bryant	0 3
									232 H	Bryant	0 3
									241 A	Central Conn. St.	0 3
									241 H	Central Conn. St.	61 79
									252 H	Quinnipiac	3 2
									255 A	Robert Morris	1 3
									255 H	Robert Morris	1 3
									268 A	Rider	1 3
									270 N	Siena	2 3
									274 H	Fordham	3 2
									299 N	Manhattan	1 3
									303 N	Loyola Maryland	1 3
									304 H	NJIT	0 3
									304 N	NJIT	2 3
									316 A	Iona	0 3
									320 N	Norfolk St.	3 0
									321 A	Saint Francis (PA)	3 0
									321 H	Saint Francis (PA)	3 2
									323 A	Lafayette	3 1
									327 A	Fairleigh Dickinson	3 1

Non-Div. I Games:

St. Francis Brooklyn

RPI	S	Opponent	Score	
327	H	Fairleigh Dickinson	3	2
328	A	Delaware St.	3	1

St. Francis Brooklyn

S  
t  
.  
F  
r  
a  
n  
c  
i  
s  
B  
r  
o  
o  
k  
l  
y  
n

S  
t  
.  
F  
r  
a  
n  
c  
i  
s  
B  
r  
o  
o  
k  
l  
y  
n



Average RPI Win: 294		WON-LOST	WINNING	LAST 10	STRENGTH OF		OPP. STRENGTH	TEAM	ADJ	CONF.	ADJ CONF.
Average RPI Loss: 191		RECORD	PCT. RANK	GAMES	SCHEDULE		OF SCHEDULE	RPI	RPI	RPI	RPI
DIV. I ONLY		5- 26	.16129	315	1- 9		263	261	311	.37524	310
DIV. I NON-CONF.		3- 12	.2	290	0- 0		270	262	308	.37167	306
TOTALS		RPI 1-25	RPI 26-50		W-L RECORDS		RPI 51-100		RPI 101-150		RPI 150+
5- 26	0- 0	0- 0		OVERALL		0- 3		0- 6		5- 17	
0- 12	0- 0	0- 0		HOME		0- 1		0- 4		0- 7	
3- 10	0- 0	0- 0		AWAY		0- 2		0- 2		3- 6	
2- 4	0- 0	0- 0		NEUTRAL		0- 0		0- 0		2- 4	
3- 12	0- 0	0- 0		NON-CONFERENCE		0- 1		0- 2		3- 9	
0- 4	0- 0	0- 0		HOME		0- 0		0- 2		0- 2	
1- 4	0- 0	0- 0		AWAY		0- 1		0- 0		1- 3	
2- 4	0- 0	0- 0		NEUTRAL		0- 0		0- 0		2- 4	
2- 14	0- 0	0- 0		CONFERENCE		0- 2		0- 4		2- 8	
0- 8	0- 0	0- 0		HOME		0- 1		0- 2		0- 5	
2- 6	0- 0	0- 0		AWAY		0- 1		0- 2		2- 3	
0- 0	0- 0	0- 0		NEUTRAL		0- 0		0- 0		0- 0	
RPI S	Opponent	Score	RPI S	Opponent	Score	RPI S	Opponent	Score	RPI S	Opponent	Score
						75 A	Green Bay	0 3	102 A	SIUE	0 3
						96 A	Murray St.	1 3	102 H	SIUE	0 3
						96 H	Murray St.	0 3	117 H	Butler	2 3
									121 H	Bowling Green	2 3
									135 A	Austin Peay	0 3
									135 H	Austin Peay	0 3
									164 A	Mississippi St.	0 3
									168 N	SFA	1 3
									173 A	Memphis	0 3
									179 H	Belmont	1 3
									186 H	Drake	1 3
									192 A	Tennessee St.	0 3
									228 A	Indiana St.	1 3
									236 N	FIU	0 3
									240 H	Eastern Ky.	2 3
									256 H	Louisiana Tech	2 3
									256 N	Louisiana Tech	1 3
									263 A	UT Martin	3 1
									263 H	UT Martin	2 3
									269 H	Morehead St.	2 3
									272 N	Troy	3 0
									291 A	Tennessee Tech	2 3
									292 A	Jacksonville St.	3 2
									293 A	Southeast Mo. St.	0 3
									293 H	Southeast Mo. St.	0 3
									297 N	South Dakota St.	0 3
									317 A	Western Ill.	3 1
LAST 10 GAMES											
			135 A	Austin Peay	0 3	102 H	SIUE	0 3			
			96 A	Murray St.	1 3	291 A	Tennessee Tech	2 3			
			293 H	Southeast Mo. St.	0 3	292 A	Jacksonville St.	3 2			
			263 H	UT Martin	2 3	269 H	Morehead St.	2 3			
			192 A	Tennessee St.	0 3	240 H	Eastern Ky.	2 3			

Non-Div. I Games:

Eastern Ill.

RPI	S	Opponent	Score	
326	N	Jackson St.	3	0

Eastern Ill.

E  
a  
s  
t  
e  
r  
n  
I  
l  
l  
.

E  
a  
s  
t  
e  
r  
n  
I  
l  
l  
.

Average RPI Win: 322		WON-LOST RECORD	WINNING PCT. RANK		LAST 10 GAMES	STRENGTH OF SCHEDULE	OPP. STRENGTH OF SCHEDULE	TEAM RPI	ADJ RPI		CONF. RPI	ADJ CONF. RPI	
Average RPI Loss: 201													
DIV. I ONLY		6- 17	.26087	280	4- 6	292	309	308	.37395	311	31	31	
DIV. I NON-CONF.		1- 9	.1	309	0- 0	97	246	266	.41854	266	30	30	
<hr/>													
TOTALS		RPI 1-25		RPI 26-50		W-L RECORDS		RPI 51-100		RPI 101-150		RPI 150+	
6- 17		0- 0		0- 1		OVERALL		0- 1		0- 2		6- 13	
3- 3		0- 0		0- 0		HOME		0- 0		0- 0		3- 3	
2- 9		0- 0		0- 1		AWAY		0- 0		0- 0		2- 8	
1- 5		0- 0		0- 0		NEUTRAL		0- 1		0- 2		1- 2	
1- 9		0- 0		0- 1		NON-CONFERENCE		0- 1		0- 2		1- 5	
0- 0		0- 0		0- 0		HOME		0- 0		0- 0		0- 0	
0- 4		0- 0		0- 1		AWAY		0- 0		0- 0		0- 3	
1- 5		0- 0		0- 0		NEUTRAL		0- 1		0- 2		1- 2	
5- 8		0- 0		0- 0		CONFERENCE		0- 0		0- 0		5- 8	
3- 3		0- 0		0- 0		HOME		0- 0		0- 0		3- 3	
2- 5		0- 0		0- 0		AWAY		0- 0		0- 0		2- 5	
0- 0		0- 0		0- 0		NEUTRAL		0- 0		0- 0		0- 0	
RPI	S	Opponent	Score	RPI	S	Opponent	Score	RPI	S	Opponent	Score		
				49	A	Temple	0 3	92	N	Northern Ariz.	0 3		
										103	N	ETSU	0 3
										120	N	Radford	0 3
										156	A	UNCG	0 3
										160	A	Howard	0 3
										160	H	Howard	0 3
										170	A	Liberty	0 3
										210	A	UMES	0 3
										210	H	UMES	1 3
										223	N	USC Upstate	0 3
										232	N	Bryant	0 3
										275	A	George Mason	0 3
										303	N	Loyola Maryland	3 2
										308	A	N.C. A&T	0 3
										312	A	Morgan St.	1 3
										312	H	Morgan St.	3 1
										320	A	Norfolk St.	1 3
										320	H	Norfolk St.	2 3
										328	A	Delaware St.	3 0
										328	H	Delaware St.	3 0
										329	A	Coppin St.	3 2
										329	H	Coppin St.	3 0
				LAST 10 GAMES									
				320	A	Norfolk St.	1 3	210	A	UMES	0 3		
				328	A	Delaware St.	3 0	320	H	Norfolk St.	2 3		
				160	A	Howard	0 3	160	H	Howard	0 3		
				329	H	Coppin St.	3 0	210	H	UMES	1 3		
				312	H	Morgan St.	3 1	328	H	Delaware St.	3 0		

Non-Div. I Games:

Hampton



Average RPI Win:		316	WON-LOST RECORD		WINNING PCT. RANK		LAST 10 GAMES		STRENGTH OF SCHEDULE		OPP. STRENGTH OF SCHEDULE		TEAM RPI		ADJ RPI		CONF. RPI		ADJ CONF. RPI				
Average RPI Loss:		159																					
DIV. I ONLY			3- 26		.10345 326		0- 10		247		198		314		.37306 313		20		20				
DIV. I NON-CONF.			2- 13		.13333 304		0- 1		249		223		309		.36822 309		14		14				
TOTALS		RPI 1-25		RPI 26-50		W-L RECORDS		RPI 51-100		RPI 101-150		RPI 150+											
3- 26		0- 1		0- 1		OVERALL		0- 3		0- 5		3- 16											
1- 8		0- 0		0- 0		HOME		0- 1		0- 2		1- 5											
0- 12		0- 1		0- 0		AWAY		0- 2		0- 2		0- 7											
2- 6		0- 0		0- 1		NEUTRAL		0- 0		0- 1		2- 4											
2- 13		0- 1		0- 1		NON-CONFERENCE		0- 1		0- 1		2- 9											
0- 2		0- 0		0- 0		HOME		0- 0		0- 0		0- 2											
0- 5		0- 1		0- 0		AWAY		0- 1		0- 0		0- 3											
2- 6		0- 0		0- 1		NEUTRAL		0- 0		0- 1		2- 4											
1- 13		0- 0		0- 0		CONFERENCE		0- 2		0- 4		1- 7											
1- 6		0- 0		0- 0		HOME		0- 1		0- 2		1- 3											
0- 7		0- 0		0- 0		AWAY		0- 1		0- 2		0- 4											
0- 0		0- 0		0- 0		NEUTRAL		0- 0		0- 0		0- 0											
RPI	S	Opponent		Score		RPI	S	Opponent		Score		RPI	S	Opponent		Score		RPI	S	Opponent		Score	
6	A	Kansas		0 3		48	N	Colorado St.		0 3		78	A	New Mexico St.		0 3		123	A	UTRGV		0 3	
												78	H	New Mexico St.		2 3		123	H	UTRGV		0 3	
												81	A	Colorado		0 3		125	A	Utah Valley		0 3	
																		125	H	Utah Valley		1 3	
																		141	N	Maryland		0 3	
																		158	A	CSU Bakersfield		0 3	
																		158	H	CSU Bakersfield		1 3	
																		163	N	Arkansas		1 3	
																		173	A	Memphis		0 3	
																		174	A	UMKC		0 3	
																		174	H	UMKC		0 3	
																		179	N	Belmont		0 3	
																		181	A	Seattle U		0 3	
																		181	H	Seattle U		2 3	
																		183	H	Ill.-Chicago		0 3	
																		187	H	Valparaiso		0 3	
																		195	A	Alabama St.		1 3	
																		212	N	Central Ark.		1 3	
																		272	N	Troy		1 3	
																		294	A	Grand Canyon		1 3	
																		294	H	Grand Canyon		3 2	
																		317	A	Western Ill.		1 3	
																		324	N	New Orleans		3 1	
																		330	N	Savannah St.		3 0	
LAST 10 GAMES																							
																		123	H	UTRGV		0 3	
																		78	H	New Mexico St.		2 3	
																		294	A	Grand Canyon		1 3	
																		158	A	CSU Bakersfield		0 3	
																		125	H	Utah Valley		1 3	
																		181	H	Seattle U		2 3	
																		174	A	UMKC		0 3	
																		187	H	Valparaiso		0 3	
																		78	A	New Mexico St.		0 3	
																		123	A	UTRGV		0 3	

Non-Div. I Games:

Chicago St.

Average RPI Win:	323	WON-LOST RECORD	WINNING PCT. RANK	LAST 10 GAMES	STRENGTH OF SCHEDULE	OPP. STRENGTH OF SCHEDULE	TEAM RPI	ADJ RPI	CONF. RPI	ADJ CONF. RPI				
Average RPI Loss:	230													
DIV. I ONLY		9- 17	.34615 246	5- 5	321	327	313	.36947 314	32	32				
DIV. I NON-CONF.		0- 7	0 322	0- 0	215	166	317	.3542 317	32	32				
<hr/>														
TOTALS	RPI 1-25	RPI 26-50		W-L RECORDS	RPI 51-100		RPI 101-150		RPI 150+					
9- 17	0- 0	0- 0		OVERALL	0- 1		0- 2		9- 14					
5- 3	0- 0	0- 0		HOME	0- 0		0- 0		5- 3					
4- 8	0- 0	0- 0		AWAY	0- 0		0- 0		4- 8					
0- 6	0- 0	0- 0		NEUTRAL	0- 1		0- 2		0- 3					
<hr/>														
0- 7	0- 0	0- 0		NON-CONFERENCE	0- 1		0- 2		0- 4					
0- 0	0- 0	0- 0		HOME	0- 0		0- 0		0- 0					
0- 3	0- 0	0- 0		AWAY	0- 0		0- 0		0- 3					
0- 4	0- 0	0- 0		NEUTRAL	0- 1		0- 2		0- 1					
<hr/>														
9- 10	0- 0	0- 0		CONFERENCE	0- 0		0- 0		9- 10					
5- 3	0- 0	0- 0		HOME	0- 0		0- 0		5- 3					
4- 5	0- 0	0- 0		AWAY	0- 0		0- 0		4- 5					
0- 2	0- 0	0- 0		NEUTRAL	0- 0		0- 0		0- 2					
<hr/>														
RPI S	Opponent	Score	RPI S	Opponent	Score	RPI S	Opponent	Score	RPI S	Opponent	Score			
						99 N	Oklahoma	0 3	110 N	Sacramento St.	0 3			
						134 N	Sam Houston St.	0 3						
						166 A	UT Arlington	0 3						
						195 A	Alabama St.	0 3						
						195 N	Alabama St.	0 3						
						209 A	Little Rock	0 3						
						222 A	Texas Southern	0 3						
						222 H	Texas Southern	1 3						
						256 A	Louisiana Tech	0 3						
						263 N	UT Martin	0 3						
						295 A	Southern U.	1 3						
						295 H	Southern U.	3 2						
						295 N	Southern U.	1 3						
						305 A	Alabama A&M	0 3						
						305 H	Alabama A&M	1 3						
						307 A	Prairie View	3 2						
						307 H	Prairie View	0 3						
						325 A	Grambling	3 1						
						325 H	Grambling	3 0						
						326 A	Jackson St.	0 3						
						326 H	Jackson St.	3 0						
						LAST 10 GAMES						332 A	Alcorn	3 1
						295 N	Southern U.	1 3	325 H	Grambling	3 0	332 H	Alcorn	3 1
						222 A	Texas Southern	0 3	295 A	Southern U.	1 3	334 A	Mississippi Val.	3 1
						307 A	Prairie View	3 2	332 A	Alcorn	3 1	334 H	Mississippi Val.	3 0
326 H	Jackson St.	3 0	305 A	Alabama A&M	0 3									
334 H	Mississippi Val.	3 0	195 A	Alabama St.	0 3									

**Non-Div. I Games:**

Ark.-Pine Bluff

C  
a  
n  
i  
s  
i  
u  
s

Canisius

Average RPI Win:	308	WON-LOST RECORD	WINNING PCT. RANK	LAST 10 GAMES	STRENGTH OF SCHEDULE	OPP. STRENGTH OF SCHEDULE	TEAM RPI	ADJ RPI	CONF. RPI	ADJ CONF. RPI		
DIV. I ONLY		7- 24	.22581	297	3- 7	299	312	316	.36431	316	30	30
DIV. I NON-CONF.		2- 11	.15385	301	0- 0	262	288	314	.36049	314	31	31
<hr/>												
TOTALS	RPI 1-25	RPI 26-50		W-L RECORDS		RPI 51-100		RPI 101-150		RPI 150+		
7- 24	0- 0	0- 0		OVERALL		0- 1		0- 3		7- 20		
6- 6	0- 0	0- 0		HOME		0- 0		0- 1		6- 5		
1- 12	0- 0	0- 0		AWAY		0- 1		0- 1		1- 10		
0- 6	0- 0	0- 0		NEUTRAL		0- 0		0- 1		0- 5		
2- 11	0- 0	0- 0		NON-CONFERENCE		0- 1		0- 1		2- 9		
2- 1	0- 0	0- 0		HOME		0- 0		0- 0		2- 1		
0- 4	0- 0	0- 0		AWAY		0- 1		0- 0		0- 3		
0- 6	0- 0	0- 0		NEUTRAL		0- 0		0- 1		0- 5		
5- 13	0- 0	0- 0		CONFERENCE		0- 0		0- 2		5- 11		
4- 5	0- 0	0- 0		HOME		0- 0		0- 1		4- 4		
1- 8	0- 0	0- 0		AWAY		0- 0		0- 1		1- 7		
0- 0	0- 0	0- 0		NEUTRAL		0- 0		0- 0		0- 0		
RPI S	Opponent	Score	RPI S	Opponent	Score	RPI S	Opponent	Score	RPI S	Opponent	Score	
						94 A	Yale	0 3	122 A	Fairfield	0 3	
									122 H	Fairfield	0 3	
									128 N	Albany (NY)	1 3	
									171 H	St. John's (NY)	0 3	
									180 N	Navy	0 3	
									201 N	Rutgers	1 3	
									225 A	Marist	0 3	
									225 H	Marist	1 3	
									240 N	Eastern Ky.	0 3	
									241 A	Central Conn. St.	1 3	
									244 N	Lehigh	2 3	
									247 A	Stony Brook	1 3	
									252 A	Quinnipiac	0 3	
									252 H	Quinnipiac	1 3	
									268 A	Rider	1 3	
									268 H	Rider	2 3	
									270 A	Siena	0 3	
									270 H	Siena	3 0	
									273 A	Niagara	0 3	
									273 H	Niagara	2 3	
									274 N	Fordham	1 3	
									299 A	Manhattan	1 3	
									299 H	Manhattan	3 2	
									304 H	NJIT	3 0	
									309 H	St. Francis Brooklyn	3 0	
									315 A	Canisius	2 3	
									315 H	Canisius	3 0	

Non-Div. I Games:

Iona



RPI	S	Opponent	Score	
321	A	Saint Francis (PA)	0	3
331	A	Saint Peter's	3	1
331	H	Saint Peter's	3	0

Iona

I  
o  
n  
a

I  
o  
n  
a

Average RPI Win: 264		WON-LOST	WINNING	LAST 10	STRENGTH OF		OPP. STRENGTH	TEAM	ADJ	CONF.	ADJ CONF.
Average RPI Loss: 184		RECORD	PCT. RANK	GAMES	SCHEDULE		OF SCHEDULE	RPI	RPI	RPI	RPI
DIV. I ONLY		4- 28	.125	325	0- 10		271	231	317	.36372	317
DIV. I NON-CONF.		3- 13	.1875	296	0- 0		242	208	295	.38507	295
TOTALS		RPI 1-25	RPI 26-50		W-L RECORDS		RPI 51-100		RPI 101-150		RPI 150+
4- 28	0- 0	0- 1		OVERALL		0- 5		0- 5		4- 17	
3- 12	0- 0	0- 0		HOME		0- 2		0- 1		3- 9	
1- 10	0- 0	0- 1		AWAY		0- 2		0- 2		1- 5	
0- 6	0- 0	0- 0		NEUTRAL		0- 1		0- 2		0- 3	
3- 13	0- 0	0- 1		NON-CONFERENCE		0- 3		0- 3		3- 6	
3- 4	0- 0	0- 0		HOME		0- 1		0- 0		3- 3	
0- 3	0- 0	0- 1		AWAY		0- 1		0- 1		0- 0	
0- 6	0- 0	0- 0		NEUTRAL		0- 1		0- 2		0- 3	
1- 15	0- 0	0- 0		CONFERENCE		0- 2		0- 2		1- 11	
0- 8	0- 0	0- 0		HOME		0- 1		0- 1		0- 6	
1- 7	0- 0	0- 0		AWAY		0- 1		0- 1		1- 5	
0- 0	0- 0	0- 0		NEUTRAL		0- 0		0- 0		0- 0	
RPI S	Opponent	Score	RPI S	Opponent	Score	RPI S	Opponent	Score	RPI S	Opponent	Score
			46 A	Missouri St.	0 3	68 A	Iowa	1 3	107 A	Denver	0 3
						75 N	Green Bay	0 3	107 H	Denver	0 3
						76 H	Saint Louis	1 3	117 N	Butler	0 3
						95 A	South Dakota	0 3	119 N	Oakland	2 3
						95 H	South Dakota	0 3	149 A	Milwaukee	0 3
									186 H	Drake	3 2
									187 H	Valparaiso	0 3
									189 A	IUPUI	0 3
									189 H	IUPUI	0 3
									204 A	North Dakota St.	0 3
									204 H	North Dakota St.	1 3
									219 H	Weber St.	1 3
									221 A	Oral Roberts	0 3
									221 H	Oral Roberts	0 3
									234 A	Fort Wayne	0 3
									234 H	Fort Wayne	0 3
									264 A	Omaha	3 1
									264 H	Omaha	2 3
									265 N	Bradley	0 3
									282 N	McNeese	2 3
									289 N	Akron	2 3
									293 H	Southeast Mo. St.	3 0
									297 A	South Dakota St.	2 3
									297 H	South Dakota St.	2 3
									310 H	Eastern Ill.	1 3
									313 H	Chicago St.	3 1
LAST 10 GAMES			264 H	Omaha	2 3	204 A	North Dakota St.	0 3	297 A	South Dakota St.	2 3
			189 H	IUPUI	0 3	107 H	Denver	0 3	297 H	South Dakota St.	2 3
			297 A	South Dakota St.	2 3	234 A	Fort Wayne	0 3	310 H	Eastern Ill.	1 3
			221 H	Oral Roberts	0 3	297 H	South Dakota St.	2 3	313 H	Chicago St.	3 1
			95 A	South Dakota	0 3	107 A	Denver	0 3			

Non-Div. I Games:

Western Ill.

Average RPI Win:	308	WON-LOST RECORD	WINNING PCT. RANK	LAST 10 GAMES	STRENGTH OF SCHEDULE	OPP. STRENGTH OF SCHEDULE	TEAM RPI	ADJ RPI	CONF. RPI	ADJ CONF. RPI	
DIV. I ONLY		8- 24	.25 285	3- 7	317	289	320	.36347	318	28	28
DIV. I NON-CONF.		5- 11	.3125 252	0- 0	289	303	294	.38668	294	25	25
<hr/>											
TOTALS	RPI 1-25	RPI 26-50		W-L RECORDS	RPI 51-100		RPI 101-150		RPI 150+		
8- 24	0- 0	0- 0		OVERALL	0- 1		0- 3		8- 20		
3- 6	0- 0	0- 0		HOME	0- 0		0- 0		3- 6		
4- 10	0- 0	0- 0		AWAY	0- 1		0- 2		4- 7		
1- 8	0- 0	0- 0		NEUTRAL	0- 0		0- 1		1- 7		
<hr/>											
5- 11	0- 0	0- 0		NON-CONFERENCE	0- 0		0- 2		5- 9		
1- 0	0- 0	0- 0		HOME	0- 0		0- 0		1- 0		
3- 3	0- 0	0- 0		AWAY	0- 0		0- 1		3- 2		
1- 8	0- 0	0- 0		NEUTRAL	0- 0		0- 1		1- 7		
<hr/>											
3- 13	0- 0	0- 0		CONFERENCE	0- 1		0- 1		3- 11		
2- 6	0- 0	0- 0		HOME	0- 0		0- 0		2- 6		
1- 7	0- 0	0- 0		AWAY	0- 1		0- 1		1- 5		
0- 0	0- 0	0- 0		NEUTRAL	0- 0		0- 0		0- 0		
<hr/>											
RPI S	Opponent	Score	RPI S	Opponent	Score	RPI S	Opponent	Score	RPI S	Opponent	Score
						62 A	A&M-Corpus Christi	0 3	114 N	Kennesaw St.	0 3
						134 A	Sam Houston St.	0 3			
						136 A	Samford	2 3			
						157 A	North Florida	0 3			
						168 A	SFA	1 3			
						196 N	South Ala.	0 3			
						197 N	Mercer	0 3			
						207 H	Houston Baptist	2 3			
						212 H	Central Ark.	1 3			
						228 N	Indiana St.	0 3			
						236 N	FIU	1 3			
						245 A	Abilene Christian	0 3			
						245 H	Abilene Christian	0 3			
						246 A	Incarnate Word	1 3			
						251 H	Northwestern St.	1 3			
						253 N	Evansville	1 3			
						254 N	Air Force	1 3			
						267 H	Lamar University	0 3			
						282 A	McNeese	1 3			
						282 H	McNeese	2 3			
						283 A	UL Lafayette	3 1			
						286 N	La.-Monroe	1 3			
						292 A	Jacksonville St.	0 3			
						295 A	Southern U.	3 0			
						295 H	Southern U.	3 0			
300 A	Southeastern La.	1 3									
300 H	Southeastern La.	3 2									
LAST 10 GAMES											
245 A	Abilene Christian	0 3	300 H	Southeastern La.	3 2	292 A	Jacksonville St.	0 3			
282 H	McNeese	2 3	207 H	Houston Baptist	2 3	295 A	Southern U.	3 0			
62 A	A&M-Corpus Christi	0 3	267 H	Lamar University	0 3	295 H	Southern U.	3 0			
246 A	Incarnate Word	1 3	324 A	New Orleans	3 2	300 A	Southeastern La.	1 3			
324 H	New Orleans	3 1	282 A	McNeese	1 3	300 H	Southeastern La.	3 2			

Non-Div. I Games:

Nicholls St.

RPI	S	Opponent	Score	
305	N	Alabama A&M	3	0
324	A	New Orleans	3	2
324	H	New Orleans	3	1
334	A	Mississippi Val.	3	0

Nicholls St.

N  
i  
c  
h  
o  
l  
l  
s  
s  
t  
.

N  
i  
c  
h  
o  
l  
l  
s  
s  
t  
.

Average RPI Win:		305	WON-LOST RECORD		WINNING PCT. RANK	LAST 10 GAMES	STRENGTH OF SCHEDULE		OPP. STRENGTH OF SCHEDULE	TEAM RPI	ADJ RPI	CONF. RPI	ADJ CONF. RPI
Average RPI Loss:		208											
DIV. I ONLY			5- 23		.17857 310	1- 9	284		292	318	.36211 319	27	27
DIV. I NON-CONF.			2- 10		.16667 297	0- 0	301		310	323	.33693 321	28	28
TOTALS		RPI 1-25	RPI 26-50		W-L RECORDS		RPI 51-100		RPI 101-150		RPI 150+		
5- 23	0- 0		0- 0		OVERALL		0- 2		0- 3		5- 18		
3- 11	0- 0		0- 0		HOME		0- 1		0- 2		3- 8		
1- 10	0- 0		0- 0		AWAY		0- 1		0- 1		1- 8		
1- 2	0- 0		0- 0		NEUTRAL		0- 0		0- 0		1- 2		
2- 10	0- 0		0- 0		NON-CONFERENCE		0- 0		0- 1		2- 9		
1- 5	0- 0		0- 0		HOME		0- 0		0- 1		1- 4		
0- 3	0- 0		0- 0		AWAY		0- 0		0- 0		0- 3		
1- 2	0- 0		0- 0		NEUTRAL		0- 0		0- 0		1- 2		
3- 13	0- 0		0- 0		CONFERENCE		0- 2		0- 2		3- 9		
2- 6	0- 0		0- 0		HOME		0- 1		0- 1		2- 4		
1- 7	0- 0		0- 0		AWAY		0- 1		0- 1		1- 5		
0- 0	0- 0		0- 0		NEUTRAL		0- 0		0- 0		0- 0		
RPI S	Opponent	Score	RPI S	Opponent	Score	RPI S	Opponent	Score	RPI S	Opponent	Score		
						87 A American		0 3	119 H Oakland		0 3		
						87 H American		0 3	150 A Army West Point		0 3		
									150 H Army West Point		0 3		
									160 N Howard		0 3		
									169 A Colgate		1 3		
									169 H Colgate		2 3		
									177 A Duquesne		0 3		
									180 A Navy		0 3		
									180 H Navy		1 3		
									188 H East Carolina		1 3		
									203 H Cornell		0 3		
									218 A Penn		1 3		
									244 A Lehigh		1 3		
									244 H Lehigh		3 1		
									255 A Robert Morris		2 3		
									258 A Holy Cross		0 3		
									258 H Holy Cross		0 3		
									275 N George Mason		2 3		
									303 A Loyola Maryland		3 1		
									303 H Loyola Maryland		1 3		
									306 H Buffalo		2 3		
									315 H Canisius		2 3		
									323 A Lafayette		1 3		
									323 H Lafayette		3 0		
									327 H Fairleigh Dickinson		3 0		
									329 N Coppin St.		3 1		
LAST 10 GAMES						150 A Army West Point		0 3	244 H Lehigh		3 1		
						258 A Holy Cross		0 3	87 H American		0 3		
						303 H Loyola Maryland		1 3	180 H Navy		1 3		
						169 A Colgate		1 3	258 H Holy Cross		0 3		
						323 A Lafayette		1 3	169 H Colgate		2 3		

Non-Div. I Games:

Bucknell

Average RPI Win: 321		WON-LOST	WINNING	LAST 10	STRENGTH OF		OPP. STRENGTH	TEAM	ADJ	CONF.	ADJ CONF.
Average RPI Loss: 222		RECORD	PCT. RANK	GAMES	SCHEDULE		OF SCHEDULE	RPI	RPI	RPI	RPI
DIV. I ONLY		7- 20	.25926 282	3- 7	308		321	315	.3587 320	31	31
DIV. I NON-CONF.		0- 10	0 322	0- 1	118		302	306	.37221 305	30	30
TOTALS		RPI 1-25	RPI 26-50	W-L RECORDS	RPI 51-100		RPI 101-150		RPI 150+		
7- 20	0- 0		0- 0	OVERALL	0- 1		0- 1		7- 18		
3- 4	0- 0		0- 0	HOME	0- 0		0- 0		3- 4		
3- 8	0- 0		0- 0	AWAY	0- 0		0- 1		3- 7		
1- 8	0- 0		0- 0	NEUTRAL	0- 1		0- 0		1- 7		
0- 10	0- 0		0- 0	NON-CONFERENCE	0- 1		0- 1		0- 8		
0- 0	0- 0		0- 0	HOME	0- 0		0- 0		0- 0		
0- 3	0- 0		0- 0	AWAY	0- 0		0- 1		0- 2		
0- 7	0- 0		0- 0	NEUTRAL	0- 1		0- 0		0- 6		
7- 10	0- 0		0- 0	CONFERENCE	0- 0		0- 0		7- 10		
3- 4	0- 0		0- 0	HOME	0- 0		0- 0		3- 4		
3- 5	0- 0		0- 0	AWAY	0- 0		0- 0		3- 5		
1- 1	0- 0		0- 0	NEUTRAL	0- 0		0- 0		1- 1		
RPI S	Opponent	Score	RPI S	Opponent	Score	RPI S	Opponent	Score	RPI S	Opponent	Score
						87 N	American	0 3	120 A	Radford	0 3
									153 A	VCU	0 3
									160 A	Howard	0 3
									160 H	Howard	0 3
									180 N	Navy	0 3
									185 A	Elon	0 3
									193 N	UMBC	0 3
									206 N	Florida A&M	0 3
									208 N	Wofford	0 3
									210 A	UMES	1 3
									210 A	UMES	0 3
									210 H	UMES	1 3
									284 N	Gardner-Webb	0 3
									298 N	Appalachian St.	0 3
									308 A	N.C. A&T	0 3
									308 H	N.C. A&T	3 2
									309 N	St. Francis Brooklyn	0 3
									311 A	Hampton	3 2
									311 H	Hampton	3 1
									312 A	Morgan St.	0 3
									312 H	Morgan St.	2 3
									328 A	Delaware St.	3 0
									328 H	Delaware St.	3 1
									329 A	Coppin St.	3 2
									329 H	Coppin St.	2 3
									333 N	South Carolina St.	3 0
			LAST 10 GAMES								
			206 N	Florida A&M	0 3	153 A	VCU	0 3			
			160 H	Howard	0 3	312 H	Morgan St.	2 3			
			311 H	Hampton	3 1	329 H	Coppin St.	2 3			
			210 A	UMES	1 3	328 A	Delaware St.	3 0			
			160 A	Howard	0 3	311 A	Hampton	3 2			

Non-Div. I Games:

Norfolk St.

Average RPI Win:	318	WON-LOST RECORD	WINNING PCT. RANK	LAST 10 GAMES	STRENGTH OF SCHEDULE	OPP. STRENGTH OF SCHEDULE	TEAM RPI	ADJ RPI	CONF. RPI	ADJ CONF. RPI			
DIV. I ONLY		5- 22	.18519	309	1- 9	297	315	321	.35442	321	29	29	
DIV. I NON-CONF.		4- 9	.30769	257	0- 0	272	318	293	.38882	293	29	29	
-----													
TOTALS	RPI 1-25	RPI 26-50		W-L RECORDS		RPI 51-100		RPI 101-150		RPI 150+			
5- 22	0- 0	0- 0		OVERALL		0- 0		0- 2		5- 20			
2- 8	0- 0	0- 0		HOME		0- 0		0- 0		2- 8			
0- 10	0- 0	0- 0		AWAY		0- 0		0- 1		0- 9			
3- 4	0- 0	0- 0		NEUTRAL		0- 0		0- 1		3- 3			
4- 9	0- 0	0- 0		NON-CONFERENCE		0- 0		0- 2		4- 7			
1- 2	0- 0	0- 0		HOME		0- 0		0- 0		1- 2			
0- 3	0- 0	0- 0		AWAY		0- 0		0- 1		0- 2			
3- 4	0- 0	0- 0		NEUTRAL		0- 0		0- 1		3- 3			
1- 13	0- 0	0- 0		CONFERENCE		0- 0		0- 0		1- 13			
1- 6	0- 0	0- 0		HOME		0- 0		0- 0		1- 6			
0- 7	0- 0	0- 0		AWAY		0- 0		0- 0		0- 7			
0- 0	0- 0	0- 0		NEUTRAL		0- 0		0- 0		0- 0			
RPI	S	Opponent	Score	RPI	S	Opponent	Score	RPI	S	Opponent	Score		
								109	N	Marshall	0	3	
								144	A	Toledo	1	3	
								162	A	Sacred Heart	0	3	
								162	H	Sacred Heart	0	3	
								177	A	Duquesne	0	3	
								180	H	Navy	0	3	
								202	A	LIU Brooklyn	1	3	
								202	H	LIU Brooklyn	2	3	
								232	A	Bryant	1	3	
								232	H	Bryant	1	3	
								234	N	Fort Wayne	1	3	
								240	H	Eastern Ky.	0	3	
								241	A	Central Conn. St.	0	3	
								241	H	Central Conn. St.	2	3	
								252	N	Quinnipiac	1	3	
								255	A	Robert Morris	0	3	
								255	H	Robert Morris	2	3	
								262	A	La Salle	1	3	
								304	N	NJIT	0	3	
								306	N	Buffalo	3	2	
								309	A	St. Francis Brooklyn	2	3	
								309	H	St. Francis Brooklyn	0	3	
								312	N	Morgan St.	3	0	
								316	H	Iona	3	0	
								327	A	Fairleigh Dickinson	2	3	
								327	H	Fairleigh Dickinson	3	2	
								329	N	Coppin St.	3	0	
				LAST 10 GAMES									
				309	A	St. Francis Brooklyn	2	3	241	A	Central Conn. St.	0	3
				202	A	LIU Brooklyn	1	3	232	A	Bryant	1	3
				255	H	Robert Morris	2	3	255	A	Robert Morris	0	3
				327	H	Fairleigh Dickinson	3	2	309	H	St. Francis Brooklyn	0	3
				162	H	Sacred Heart	0	3	202	H	LIU Brooklyn	2	3

Non-Div. I Games:

Saint Francis (PA)

Average RPI Win: 323		WON-LOST	WINNING	LAST 10	STRENGTH OF		OPP. STRENGTH	TEAM	ADJ	CONF.	ADJ CONF.
Average RPI Loss: 234		RECORD	PCT. RANK	GAMES	SCHEDULE		OF SCHEDULE	RPI	RPI	RPI	RPI
DIV. I ONLY		6- 17	.26087	280	330		319	324	.34453	322	31
DIV. I NON-CONF.		1- 11	.08333	314	287		295	325	.33348	324	30
TOTALS		RPI 1-25	RPI 26-50		W-L RECORDS		RPI 51-100		RPI 101-150		RPI 150+
6- 17	0- 0	0- 0		OVERALL		0- 1		0- 0		6- 16	
2- 6	0- 0	0- 0		HOME		0- 0		0- 0		2- 6	
3- 7	0- 0	0- 0		AWAY		0- 1		0- 0		3- 6	
1- 4	0- 0	0- 0		NEUTRAL		0- 0		0- 0		1- 4	
1- 11	0- 0	0- 0		NON-CONFERENCE		0- 1		0- 0		1- 10	
0- 3	0- 0	0- 0		HOME		0- 0		0- 0		0- 3	
0- 5	0- 0	0- 0		AWAY		0- 1		0- 0		0- 4	
1- 3	0- 0	0- 0		NEUTRAL		0- 0		0- 0		1- 3	
5- 6	0- 0	0- 0		CONFERENCE		0- 0		0- 0		5- 6	
2- 3	0- 0	0- 0		HOME		0- 0		0- 0		2- 3	
3- 2	0- 0	0- 0		AWAY		0- 0		0- 0		3- 2	
0- 1	0- 0	0- 0		NEUTRAL		0- 0		0- 0		0- 1	
RPI S	Opponent	Score	RPI S	Opponent	Score	RPI S	Opponent	Score	RPI S	Opponent	Score
						51 A	James Madison	0 3	160 N	Howard	0 3
									185 A	Elon	0 3
									185 H	Elon	0 3
									206 A	Florida A&M	0 3
									206 H	Florida A&M	0 3
									242 A	Winthrop	0 3
									242 H	Winthrop	0 3
									248 N	Georgia St.	0 3
									257 A	UNC Asheville	0 3
									258 N	Holy Cross	0 3
									279 A	Bethune-Cookman	0 3
									279 H	Bethune-Cookman	0 3
									284 A	Gardner-Webb	0 3
									284 H	Gardner-Webb	0 3
									296 N	Stetson	0 3
									305 N	Alabama A&M	3 1
									308 A	N.C. A&T	3 2
									308 H	N.C. A&T	2 3
									330 A	Savannah St.	3 0
									330 H	Savannah St.	3 1
									333 A	South Carolina St.	3 1
									333 H	South Carolina St.	3 0
LAST 10 GAMES											
						160 N	Howard	0 3	330 H	Savannah St.	3 1
						308 A	N.C. A&T	3 2	333 H	South Carolina St.	3 0
						279 A	Bethune-Cookman	0 3	308 H	N.C. A&T	2 3
						206 A	Florida A&M	0 3	284 A	Gardner-Webb	0 3
						185 A	Elon	0 3	242 A	Winthrop	0 3

Non-Div. I Games:

N.C. Central



Average RPI Win:	320	WON-LOST RECORD	WINNING PCT. RANK	LAST 10 GAMES	STRENGTH OF SCHEDULE	OPP. STRENGTH OF SCHEDULE	TEAM RPI	ADJ RPI	CONF. RPI	ADJ CONF. RPI	
DIV. I ONLY	4- 22	.15385	318	1- 9	307	299	322	.34129	323	27	27
DIV. I NON-CONF.	2- 8	.2	290	0- 0	328	326	329	.30572	328	28	28
TOTALS	RPI 1-25	RPI 26-50	W-L RECORDS	RPI 51-100	RPI 101-150	RPI 150+					
4- 22	0- 0	0- 0	OVERALL	0- 2	0- 2	4- 18					
3- 12	0- 0	0- 0	HOME	0- 1	0- 1	3- 10					
1- 8	0- 0	0- 0	AWAY	0- 1	0- 1	1- 6					
0- 2	0- 0	0- 0	NEUTRAL	0- 0	0- 0	0- 2					
2- 8	0- 0	0- 0	NON-CONFERENCE	0- 0	0- 0	2- 8					
2- 5	0- 0	0- 0	HOME	0- 0	0- 0	2- 5					
0- 1	0- 0	0- 0	AWAY	0- 0	0- 0	0- 1					
0- 2	0- 0	0- 0	NEUTRAL	0- 0	0- 0	0- 2					
2- 14	0- 0	0- 0	CONFERENCE	0- 2	0- 2	2- 10					
1- 7	0- 0	0- 0	HOME	0- 1	0- 1	1- 5					
1- 7	0- 0	0- 0	AWAY	0- 1	0- 1	1- 5					
0- 0	0- 0	0- 0	NEUTRAL	0- 0	0- 0	0- 0					
RPI S	Opponent	Score	RPI S	Opponent	Score	RPI S	Opponent	Score			
					87 A American	0	3	150 A Army West Point	0	3	
					87 H American	0	3	150 H Army West Point	0	3	
								160 N Howard	1	3	
								169 A Colgate	0	3	
								169 H Colgate	0	3	
								180 A Navy	0	3	
								180 H Navy	1	3	
								218 A Penn	1	3	
								244 A Lehigh	0	3	
								244 H Lehigh	2	3	
								249 H Providence	0	3	
								258 A Holy Cross	1	3	
								258 H Holy Cross	1	3	
								262 H La Salle	0	3	
								275 N George Mason	1	3	
								299 H Manhattan	1	3	
								303 A Loyola Maryland	3	2	
								303 H Loyola Maryland	2	3	
								304 H NJIT	1	3	
								309 H St. Francis Brooklyn	1	3	
								319 A Bucknell	0	3	
								319 H Bucknell	3	1	
								327 H Fairleigh Dickinson	3	1	
								331 H Saint Peter's	3	0	

Non-Div. I Games:

Lafayette

Average RPI Win:		308	WON-LOST	WINNING	LAST 10	STRENGTH OF		OPP. STRENGTH	TEAM	ADJ	CONF.	ADJ CONF.
Average RPI Loss:		213	RECORD	PCT. RANK	GAMES	SCHEDULE		OF SCHEDULE	RPI	RPI	RPI	RPI
DIV. I ONLY			5- 25	.16667	314	1- 9		316	285	323	.33491	324
DIV. I NON-CONF.			4- 10	.28571	269	1- 0		281	291	296	.38037	301
TOTALS		RPI 1-25	RPI 26-50		W-L RECORDS		RPI 51-100		RPI 101-150		RPI 150+	
5- 25	0- 0		0- 1		OVERALL		0- 4		0- 1		5- 19	
0- 8	0- 0		0- 0		HOME		0- 1		0- 0		0- 7	
2- 12	0- 0		0- 1		AWAY		0- 2		0- 1		2- 8	
3- 5	0- 0		0- 0		NEUTRAL		0- 1		0- 0		3- 4	
4- 10	0- 0		0- 1		NON-CONFERENCE		0- 3		0- 0		4- 6	
0- 0	0- 0		0- 0		HOME		0- 0		0- 0		0- 0	
1- 5	0- 0		0- 1		AWAY		0- 2		0- 0		1- 2	
3- 5	0- 0		0- 0		NEUTRAL		0- 1		0- 0		3- 4	
1- 15	0- 0		0- 0		CONFERENCE		0- 1		0- 1		1- 13	
0- 8	0- 0		0- 0		HOME		0- 1		0- 0		0- 7	
1- 7	0- 0		0- 0		AWAY		0- 0		0- 1		1- 6	
0- 0	0- 0		0- 0		NEUTRAL		0- 0		0- 0		0- 0	
RPI S	Opponent	Score	RPI S	Opponent	Score	RPI S	Opponent	Score	RPI S	Opponent	Score	
			48 A	Colorado St.	0 3	61 A	FGCU	0 3	134 A	Sam Houston St.	0 3	
						62 H	A&M-Corpus Christi	1 3	153 N	VCU	1 3	
						81 A	Colorado	0 3	168 A	SFA	1 3	
						89 N	Delaware	1 3	183 N	Ill.-Chicago	0 3	
									207 H	Houston Baptist	0 3	
									212 A	Central Ark.	0 3	
									245 A	Abilene Christian	1 3	
									246 H	Incarnate Word	0 3	
									251 A	Northwestern St.	0 3	
									251 H	Northwestern St.	1 3	
									256 N	Louisiana Tech	3 1	
									267 H	Lamar University	1 3	
									277 N	UAB	0 3	
									282 A	McNeese	0 3	
									282 H	McNeese	1 3	
									292 A	Jacksonville St.	2 3	
									293 A	Southeast Mo. St.	1 3	
									300 A	Southeastern La.	3 2	
									300 H	Southeastern La.	2 3	
									313 N	Chicago St.	1 3	
									318 A	Nicholls St.	1 3	
									318 H	Nicholls St.	2 3	
									326 A	Jackson St.	3 0	
									326 N	Jackson St.	3 0	
									334 N	Mississippi Val.	3 0	
LAST 10 GAMES												
			300 H	Southeastern La.	2 3		318 A	Nicholls St.	1 3			
			326 A	Jackson St.	3 0		282 A	McNeese	0 3			
			134 A	Sam Houston St.	0 3		246 H	Incarnate Word	0 3			
			168 A	SFA	1 3		62 H	A&M-Corpus Christi	1 3			
			251 H	Northwestern St.	1 3		318 H	Nicholls St.	2 3			

Non-Div. I Games:

New Orleans

Average RPI Win:	328	WON-LOST	WINNING	LAST 10	STRENGTH OF	OPP. STRENGTH	TEAM	ADJ	CONF.	ADJ CONF.							
Average RPI Loss:	253	RECORD	PCT. RANK	GAMES	SCHEDULE	OF SCHEDULE	RPI	RPI	RPI	RPI							
DIV. I ONLY	5- 18	.21739	300	2- 8	318	332	326	.32583	325	32	32						
DIV. I NON-CONF.	0- 4	0	322	0- 0	163	258	310	.36368	311	32	32						
<hr/>																	
TOTALS	RPI 1-25	RPI 26-50		W-L RECORDS	RPI 51-100		RPI 101-150		RPI 150+								
5- 18	0- 0	0- 0		OVERALL	0- 1		0- 1		5- 16								
3- 6	0- 0	0- 0		HOME	0- 0		0- 0		3- 6								
2- 9	0- 0	0- 0		AWAY	0- 0		0- 1		2- 8								
0- 3	0- 0	0- 0		NEUTRAL	0- 1		0- 0		0- 2								
<hr/>																	
0- 4	0- 0	0- 0		NON-CONFERENCE	0- 1		0- 1		0- 2								
0- 0	0- 0	0- 0		HOME	0- 0		0- 0		0- 0								
0- 2	0- 0	0- 0		AWAY	0- 0		0- 1		0- 1								
0- 2	0- 0	0- 0		NEUTRAL	0- 1		0- 0		0- 1								
<hr/>																	
5- 14	0- 0	0- 0		CONFERENCE	0- 0		0- 0		5- 14								
3- 6	0- 0	0- 0		HOME	0- 0		0- 0		3- 6								
2- 7	0- 0	0- 0		AWAY	0- 0		0- 0		2- 7								
0- 1	0- 0	0- 0		NEUTRAL	0- 0		0- 0		0- 1								
<hr/>																	
RPI S	Opponent	Score	RPI S	Opponent	Score	RPI S	Opponent	Score	RPI S	Opponent	Score						
						91 N	Tulane	0 3	101 A	Southern Miss.	0 3						
						195 A	Alabama St.	0 3									
						195 H	Alabama St.	0 3									
						195 N	Alabama St.	0 3									
						222 A	Texas Southern	0 3									
						222 H	Texas Southern	1 3									
						256 A	Louisiana Tech	0 3									
						282 N	McNeese	0 3									
						295 A	Southern U.	0 3									
						295 H	Southern U.	0 3									
						305 A	Alabama A&M	0 3									
						305 H	Alabama A&M	2 3									
						307 A	Prairie View	0 3									
						307 H	Prairie View	3 2									
						314 A	Ark.-Pine Bluff	0 3									
						314 H	Ark.-Pine Bluff	1 3									
						326 A	Jackson St.	2 3									
						326 H	Jackson St.	0 3									
						332 A	Alcorn	3 0									
						332 H	Alcorn	3 0									
						334 A	Mississippi Val.	3 1									
						334 H	Mississippi Val.	3 0									
									LAST 10 GAMES								
									195 N	Alabama St.	0 3	314 A	Ark.-Pine Bluff	0 3			
									307 A	Prairie View	0 3	332 A	Alcorn	3 0			
222 A	Texas Southern	0 3	295 A	Southern U.	0 3												
334 H	Mississippi Val.	3 0	195 A	Alabama St.	0 3												
326 H	Jackson St.	0 3	305 A	Alabama A&M	0 3												

**Non-Div. I Games:            Southern Ark.**

0	3	Jarvis Christian	3	2	Dillard
---	---	------------------	---	---	---------

**3 1**

## Grambling

Average RPI Win: 324		WON-LOST	WINNING	LAST 10	STRENGTH OF		OPP. STRENGTH	TEAM	ADJ		CONF.	ADJ CONF.
Average RPI Loss: 257		RECORD	PCT. RANK	GAMES	SCHEDULE		OF SCHEDULE	RPI	RPI		RPI	RPI
DIV. I ONLY		8- 24	.25	285	3- 7		326	330	325		.323	326
DIV. I NON-CONF.		0- 13	0	322	0- 1		298	325	332		.28172	332
TOTALS		RPI 1-25	RPI 26-50		W-L RECORDS		RPI 51-100		RPI 101-150		RPI 150+	
8- 24		0- 0	0- 0		OVERALL		0- 1		0- 0		8- 23	
4- 8		0- 0	0- 0		HOME		0- 0		0- 0		4- 8	
4- 8		0- 0	0- 0		AWAY		0- 0		0- 0		4- 7	
0- 8		0- 0	0- 0		NEUTRAL		0- 1		0- 0		0- 7	
0- 13		0- 0	0- 0		NON-CONFERENCE		0- 1		0- 0		0- 12	
0- 2		0- 0	0- 0		HOME		0- 0		0- 0		0- 2	
0- 3		0- 0	0- 0		AWAY		0- 0		0- 0		0- 3	
0- 8		0- 0	0- 0		NEUTRAL		0- 1		0- 0		0- 7	
8- 11		0- 0	0- 0		CONFERENCE		0- 0		0- 0		8- 11	
4- 6		0- 0	0- 0		HOME		0- 0		0- 0		4- 6	
4- 5		0- 0	0- 0		AWAY		0- 0		0- 0		4- 5	
0- 0		0- 0	0- 0		NEUTRAL		0- 0		0- 0		0- 0	
RPI S	Opponent	Score	RPI S	Opponent	Score	RPI S	Opponent	Score	RPI S	Opponent	Score	
						73 N	Towson	0 3	173 A	Memphis	0 3	
									192 N	Tennessee St.	1 3	
									195 A	Alabama St.	0 3	
									195 H	Alabama St.	1 3	
									210 N	UMES	0 3	
									222 A	Texas Southern	0 3	
									222 H	Texas Southern	0 3	
									222 H	Texas Southern	0 3	
									256 A	Louisiana Tech	0 3	
									256 N	Louisiana Tech	0 3	
									277 N	UAB	0 3	
									292 A	Jacksonville St.	0 3	
									292 H	Jacksonville St.	0 3	
									295 A	Southern U.	3 1	
									295 H	Southern U.	0 3	
									305 A	Alabama A&M	1 3	
									305 H	Alabama A&M	1 3	
									307 A	Prairie View	0 3	
									307 H	Prairie View	1 3	
									308 N	N.C. A&T	0 3	
									310 N	Eastern Ill.	0 3	
									314 A	Ark.-Pine Bluff	0 3	
									314 H	Ark.-Pine Bluff	3 0	
									324 H	New Orleans	0 3	
									324 N	New Orleans	0 3	
									325 A	Grambling	3 0	
									325 H	Grambling	3 2	
LAST 10 GAMES												
						222 H	Texas Southern	0 3	295 H	Southern U.	0 3	
						334 H	Mississippi Val.	3 0	332 H	Alcorn	3 0	
						314 A	Ark.-Pine Bluff	0 3	195 H	Alabama St.	1 3	
						325 A	Grambling	3 0	305 H	Alabama A&M	1 3	
						324 H	New Orleans	0 3	307 A	Prairie View	0 3	

Non-Div. I Games:

Jackson St.

**J a c k s o n s t .**

Jacksonson, S. T.

Jackson St.

[illegible]

**Non-Div. I Games:**

Fairleigh Dickinson

RPI	S	Opponent	Score	
321	A	Saint Francis (PA)	2	3
321	H	Saint Francis (PA)	3	2
323	A	Lafayette	1	3
331	H	Saint Peter's	3	0

Fairleigh Dickinson

F  
a  
i  
r  
l  
e  
i  
g  
h  
D  
i  
c  
k  
i  
n  
s  
o  
n

F  
a  
i  
r  
l  
e  
i  
g  
h  
D  
i  
c  
k  
i  
n  
s  
o  
n

Average RPI Win: 329		WON-LOST RECORD		WINNING PCT. RANK		LAST 10 GAMES		STRENGTH OF SCHEDULE		OPP. STRENGTH OF SCHEDULE		TEAM RPI		ADJ RPI		CONF. RPI		ADJ CONF. RPI	
DIV. I ONLY		1- 28		.03448 332		1- 9		298		308		328		.3041 328		31		31	
DIV. I NON-CONF.		0- 17		0 322		0- 3		193		292		318		.3453 318		30		30	
TOTALS		RPI 1-25		RPI 26-50		W-L RECORDS		RPI 51-100		RPI 101-150		RPI 150+							
1- 28		0- 0		0- 0		OVERALL		0- 2		0- 3		1- 23							
0- 11		0- 0		0- 0		HOME		0- 1		0- 1		0- 9							
1- 10		0- 0		0- 0		AWAY		0- 1		0- 2		1- 7							
0- 7		0- 0		0- 0		NEUTRAL		0- 0		0- 0		0- 7							
0- 17		0- 0		0- 0		NON-CONFERENCE		0- 2		0- 3		0- 12							
0- 5		0- 0		0- 0		HOME		0- 1		0- 1		0- 3							
0- 5		0- 0		0- 0		AWAY		0- 1		0- 2		0- 2							
0- 7		0- 0		0- 0		NEUTRAL		0- 0		0- 0		0- 7							
1- 11		0- 0		0- 0		CONFERENCE		0- 0		0- 0		1- 11							
0- 6		0- 0		0- 0		HOME		0- 0		0- 0		0- 6							
1- 5		0- 0		0- 0		AWAY		0- 0		0- 0		1- 5							
0- 0		0- 0		0- 0		NEUTRAL		0- 0		0- 0		0- 0							
RPI	S	Opponent		Score	RPI	S	Opponent		Score	RPI	S	Opponent		Score					
							73	A	Towson	0	3		139	H	New Hampshire	0	3		
							87	H	American	0	3		141	A	Maryland	0	3		
													150	A	Army West Point	0	3		
													160	A	Howard	0	3		
													160	H	Howard	1	3		
													162	N	Sacred Heart	0	3		
													171	N	St. John's (NY)	0	3		
													185	A	Elon	0	3		
													193	A	UMBC	1	3		
													208	N	Wofford	0	3		
													210	A	UMES	0	3		
													210	H	UMES	0	3		
													250	N	Eastern Mich.	0	3		
													262	H	La Salle	0	3		
													284	N	Gardner-Webb	0	3		
													289	N	Akron	0	3		
													303	N	Loyola Maryland	0	3		
													304	H	NJIT	0	3		
													309	H	St. Francis Brooklyn	1	3		
													311	A	Hampton	0	3		
													311	H	Hampton	0	3		
													312	A	Morgan St.	0	3		
													312	H	Morgan St.	0	3		
													320	A	Norfolk St.	1	3		
													320	H	Norfolk St.	0	3		
													329	A	Coppin St.	3	1		
													329	H	Coppin St.	0	3		
LAST 10 GAMES																			
							304	H	NJIT	0	3		160	A	Howard	0	3		
							210	H	UMES	0	3		139	H	New Hampshire	0	3		
							311	H	Hampton	0	3		262	H	La Salle	0	3		
							312	A	Morgan St.	0	3		320	H	Norfolk St.	0	3		
							329	A	Coppin St.	3	1		210	A	UMES	0	3		

Non-Div. I Games:

Delaware St.



Average RPI Win:	324	WON-LOST RECORD	WINNING PCT. RANK	LAST 10 GAMES	STRENGTH OF SCHEDULE	OPP. STRENGTH OF SCHEDULE	TEAM RPI	ADJ RPI	CONF. RPI	ADJ CONF. RPI	
Average RPI Loss:	238										
DIV. I ONLY	2- 24	.07692	328	2- 8	323	304	329	.2965	329	31	31
DIV. I NON-CONF.	0- 14	0	322	0- 0	275	280	327	.31374	327	30	30
<hr/>											
TOTALS	RPI 1-25	RPI 26-50		W-L RECORDS	RPI 51-100		RPI 101-150		RPI 150+		
2- 24	0- 0	0- 0		OVERALL	0- 2		0- 1		2- 21		
0- 6	0- 0	0- 0		HOME	0- 0		0- 0		0- 6		
2- 10	0- 0	0- 0		AWAY	0- 1		0- 0		2- 9		
0- 8	0- 0	0- 0		NEUTRAL	0- 1		0- 1		0- 6		
<hr/>											
0- 14	0- 0	0- 0		NON-CONFERENCE	0- 2		0- 1		0- 11		
0- 0	0- 0	0- 0		HOME	0- 0		0- 0		0- 0		
0- 6	0- 0	0- 0		AWAY	0- 1		0- 0		0- 5		
0- 8	0- 0	0- 0		NEUTRAL	0- 1		0- 1		0- 6		
<hr/>											
2- 10	0- 0	0- 0		CONFERENCE	0- 0		0- 0		2- 10		
0- 6	0- 0	0- 0		HOME	0- 0		0- 0		0- 6		
2- 4	0- 0	0- 0		AWAY	0- 0		0- 0		2- 4		
0- 0	0- 0	0- 0		NEUTRAL	0- 0		0- 0		0- 0		
<hr/>											
RPI S	Opponent	Score	RPI S	Opponent	Score	RPI S	Opponent	Score	RPI S	Opponent	Score
						87 A	American	0 3	139 N	New Hampshire	0 3
						89 N	Delaware	0 3	160 A	Howard	0 3
						160 H	Howard	0 3			
						177 A	Duquesne	0 3			
						180 A	Navy	1 3			
						198 N	Kent St.	2 3			
						210 A	UMES	0 3			
						210 H	UMES	1 3			
						230 A	William & Mary	0 3			
						255 A	Robert Morris	1 3			
						266 N	Western Caro.	0 3			
						269 A	Morehead St.	1 3			
						276 N	Montana	0 3			
						281 N	Charlotte	0 3			
						311 A	Hampton	0 3			
						311 H	Hampton	2 3			
						312 A	Morgan St.	0 3			
						312 H	Morgan St.	1 3			
						319 N	Bucknell	1 3			
						320 A	Norfolk St.	3 2			
						320 H	Norfolk St.	2 3			
						321 N	Saint Francis (PA)	0 3			
						328 A	Delaware St.	3 0			
						328 H	Delaware St.	1 3			
									LAST 10 GAMES		
312 H	Morgan St.	1 3	160 H	Howard	0 3				328 A	Delaware St.	3 0
210 H	UMES	1 3	312 A	Morgan St.	0 3				328 H	Delaware St.	1 3
328 H	Delaware St.	1 3	210 A	UMES	0 3						
311 A	Hampton	0 3	328 A	Delaware St.	3 0						
320 A	Norfolk St.	3 2	160 A	Howard	0 3						

Non-Div. I Games:

Coppin St.

Average RPI Win: 333		WON-LOST RECORD		WINNING PCT. RANK		LAST 10 GAMES		STRENGTH OF SCHEDULE		OPP. STRENGTH OF SCHEDULE		TEAM RPI		ADJ RPI		CONF. RPI		ADJ CONF. RPI	
Average RPI Loss: 257																			
DIV. I ONLY		2- 25		.07407 329		2- 8		332		317		331		.27341 330		31		31	
DIV. I NON-CONF.		0- 17		0 322		0- 2		302		306		330		.29077 330		30		30	
TOTALS		RPI 1-25		RPI 26-50		W-L RECORDS		RPI 51-100		RPI 101-150		RPI 150+							
2- 25		0- 0		0- 0		OVERALL		0- 0		0- 1		2- 24							
1- 8		0- 0		0- 0		HOME		0- 0		0- 0		1- 8							
1- 8		0- 0		0- 0		AWAY		0- 0		0- 0		1- 8							
0- 9		0- 0		0- 0		NEUTRAL		0- 0		0- 1		0- 8							
0- 17		0- 0		0- 0		NON-CONFERENCE		0- 0		0- 1		0- 16							
0- 4		0- 0		0- 0		HOME		0- 0		0- 0		0- 4							
0- 4		0- 0		0- 0		AWAY		0- 0		0- 0		0- 4							
0- 9		0- 0		0- 0		NEUTRAL		0- 0		0- 1		0- 8							
2- 8		0- 0		0- 0		CONFERENCE		0- 0		0- 0		2- 8							
1- 4		0- 0		0- 0		HOME		0- 0		0- 0		1- 4							
1- 4		0- 0		0- 0		AWAY		0- 0		0- 0		1- 4							
0- 0		0- 0		0- 0		NEUTRAL		0- 0		0- 0		0- 0							
RPI S	Opponent	Score		RPI S	Opponent	Score		RPI S	Opponent	Score		RPI S	Opponent	Score					
										135 N	Austin Peay	0	3						
										184 A	Georgia	0	3						
										185 N	Elon	0	3						
										188 H	East Carolina	0	3						
										195 A	Alabama St.	0	3						
										206 A	Florida A&M	0	3						
										206 H	Florida A&M	0	3						
										227 A	Ga. Southern	1	3						
										227 H	Ga. Southern	1	3						
										257 N	UNC Asheville	0	3						
										260 N	San Francisco	0	3						
										272 N	Troy	1	3						
										279 A	Bethune-Cookman	0	3						
										279 H	Bethune-Cookman	0	3						
										285 H	Charleston So.	1	3						
										285 H	Charleston So.	1	3						
										285 N	Charleston So.	0	3						
										292 N	Jacksonville St.	0	3						
										302 A	The Citadel	0	3						
										302 N	The Citadel	0	3						
										308 A	N.C. A&T	1	3						
										308 H	N.C. A&T	0	3						
										313 N	Chicago St.	0	3						
										322 A	N.C. Central	1	3						
										322 H	N.C. Central	0	3						
										333 A	South Carolina St.	3	1						
										333 H	South Carolina St.	3	1						
LAST 10 GAMES																			
				285 H	Charleston So.	1	3			206 H	Florida A&M	0	3						
				333 A	South Carolina St.	3	1			279 H	Bethune-Cookman	0	3						
				322 A	N.C. Central	1	3			333 H	South Carolina St.	3	1						
				308 A	N.C. A&T	1	3			322 H	N.C. Central	0	3						
				227 H	Ga. Southern	1	3			308 H	N.C. A&T	0	3						

Non-Div. I Games:

Savannah St.

Average RPI Win:	0	WON-LOST	WINNING	LAST 10	STRENGTH OF	OPP. STRENGTH	TEAM	ADJ	CONF.	ADJ CONF.				
Average RPI Loss:	268	RECORD	PCT. RANK	GAMES	SCHEDULE	OF SCHEDULE	RPI	RPI	RPI	RPI				
DIV. I ONLY		0- 25	0 333	0- 10	322	324	332	.26787	331	30	30			
DIV. I NON-CONF.		0- 7	0 322	0- 0	332	332	334	.22883	334	31	31			
<hr/>														
TOTALS	RPI 1-25	RPI 26-50		W-L RECORDS		RPI 51-100		RPI 101-150		RPI 150+				
0- 25	0- 0	0- 0		OVERALL		0- 0		0- 2		0- 23				
0- 10	0- 0	0- 0		HOME		0- 0		0- 1		0- 9				
0- 14	0- 0	0- 0		AWAY		0- 0		0- 1		0- 13				
0- 1	0- 0	0- 0		NEUTRAL		0- 0		0- 0		0- 1				
<hr/>														
0- 7	0- 0	0- 0		NON-CONFERENCE		0- 0		0- 0		0- 7				
0- 1	0- 0	0- 0		HOME		0- 0		0- 0		0- 1				
0- 5	0- 0	0- 0		AWAY		0- 0		0- 0		0- 5				
0- 1	0- 0	0- 0		NEUTRAL		0- 0		0- 0		0- 1				
<hr/>														
0- 18	0- 0	0- 0		CONFERENCE		0- 0		0- 2		0- 16				
0- 9	0- 0	0- 0		HOME		0- 0		0- 1		0- 8				
0- 9	0- 0	0- 0		AWAY		0- 0		0- 1		0- 8				
0- 0	0- 0	0- 0		NEUTRAL		0- 0		0- 0		0- 0				
<hr/>														
RPI	S	Opponent	Score	RPI	S	Opponent	Score	RPI	S	Opponent	Score			
								122	A	Fairfield	0	3		
								122	H	Fairfield	0	3		
								225	A	Marist	0	3		
								225	H	Marist	0	3		
								244	A	Lehigh	0	3		
								249	N	Providence	0	3		
								252	A	Quinnipiac	0	3		
								252	H	Quinnipiac	0	3		
								268	A	Rider	0	3		
								268	H	Rider	0	3		
								270	A	Siena	0	3		
								270	H	Siena	0	3		
								273	A	Niagara	0	3		
								273	H	Niagara	0	3		
								274	A	Fordham	0	3		
								299	A	Manhattan	0	3		
								299	H	Manhattan	0	3		
								304	A	NJIT	1	3		
								304	H	NJIT	0	3		
								315	A	Canisius	1	3		
315	H	Canisius	1	3										
LAST 10 GAMES								316	A	Iona	0	3		
								316	H	Iona	1	3		
270	H	Siena	0	3	252	A	Quinnipiac	0	3	323	A	Lafayette	0	3
225	H	Marist	0	3	315	H	Canisius	1	3	327	A	Fairleigh Dickinson	0	3
316	A	Iona	0	3	273	H	Niagara	0	3					
268	A	Rider	0	3	299	A	Manhattan	0	3					
122	A	Fairfield	0	3	299	H	Manhattan	0	3					

**Non-Div. I Games:**

Saint Peter's

Average RPI Win: 334		WON-LOST	WINNING	LAST 10	STRENGTH OF		OPP. STRENGTH	TEAM	ADJ	CONF.	ADJ CONF.
Average RPI Loss: 273		RECORD	PCT. RANK	GAMES	SCHEDULE		OF SCHEDULE	RPI	RPI	RPI	RPI
DIV. I ONLY		1- 24	.04	331	0- 10		319	334	330	.26528	332
DIV. I NON-CONF.		0- 7	0	322	0- 0		190	329	322	.3352	323
TOTALS		RPI 1-25	RPI 26-50		W-L RECORDS		RPI 51-100		RPI 101-150		RPI 150+
1- 24	0- 0	0- 0		OVERALL		0- 1		0- 0		1- 23	
1- 8	0- 0	0- 0		HOME		0- 0		0- 0		1- 8	
0- 12	0- 0	0- 0		AWAY		0- 0		0- 0		0- 12	
0- 4	0- 0	0- 0		NEUTRAL		0- 1		0- 0		0- 3	
0- 7	0- 0	0- 0		NON-CONFERENCE		0- 1		0- 0		0- 6	
0- 1	0- 0	0- 0		HOME		0- 0		0- 0		0- 1	
0- 2	0- 0	0- 0		AWAY		0- 0		0- 0		0- 2	
0- 4	0- 0	0- 0		NEUTRAL		0- 1		0- 0		0- 3	
1- 17	0- 0	0- 0		CONFERENCE		0- 0		0- 0		1- 17	
1- 7	0- 0	0- 0		HOME		0- 0		0- 0		1- 7	
0- 10	0- 0	0- 0		AWAY		0- 0		0- 0		0- 10	
0- 0	0- 0	0- 0		NEUTRAL		0- 0		0- 0		0- 0	
RPI S	Opponent	Score	RPI S	Opponent	Score	RPI S	Opponent	Score	RPI S	Opponent	Score
						98 N	North Dakota	0 3	195 A	Alabama St.	0 3
									195 H	Alabama St.	0 3
									212 A	Central Ark.	0 3
									221 N	Oral Roberts	0 3
									222 A	Texas Southern	0 3
									222 H	Texas Southern	0 3
									246 N	Incarnate Word	0 3
									286 N	La.-Monroe	0 3
									292 A	Jacksonville St.	0 3
									292 H	Jacksonville St.	0 3
									295 A	Southern U.	1 3
									295 H	Southern U.	0 3
									305 A	Alabama A&M	0 3
									305 A	Alabama A&M	1 3
									307 A	Prairie View	0 3
									307 H	Prairie View	0 3
									314 A	Ark.-Pine Bluff	1 3
									314 H	Ark.-Pine Bluff	1 3
									325 A	Grambling	0 3
									325 H	Grambling	0 3
									326 A	Jackson St.	0 3
									326 H	Jackson St.	0 3
									334 A	Mississippi Val.	2 3
									334 H	Mississippi Val.	3 0
LAST 10 GAMES											
						195 A	Alabama St.	0 3	334 A	Mississippi Val.	2 3
						305 A	Alabama A&M	0 3	326 A	Jackson St.	0 3
						305 A	Alabama A&M	1 3	325 H	Grambling	0 3
						222 H	Texas Southern	0 3	314 H	Ark.-Pine Bluff	1 3
						307 H	Prairie View	0 3	295 A	Southern U.	1 3

Non-Div. I Games: Albany St. (GA) 3 2 Miles 1 3

Alcorn

Average RPI Win:		0	WON-LOST		RECORD	WINNING	LAST 10	STRENGTH OF		OPP. STRENGTH	TEAM	ADJ	CONF.	ADJ CONF.
Average RPI Loss:		265				PCT. RANK	GAMES	SCHEDULE		OF SCHEDULE	RPI	RPI	RPI	RPI
DIV. I ONLY			0-25	0	333		0-10		333	322	334	.2452	333	31
DIV. I NON-CONF.			0-13	0	322		0-1		300	314	331	.29038	331	30
TOTALS		RPI 1-25	RPI 26-50		W-L RECORDS		RPI 51-100		RPI 101-150		RPI 150+			
0-25	0-0		0-0		OVERALL		0-0		0-0		0-25			
0-8	0-0		0-0		HOME		0-0		0-0		0-8			
0-9	0-0		0-0		AWAY		0-0		0-0		0-9			
0-8	0-0		0-0		NEUTRAL		0-0		0-0		0-8			
0-13	0-0		0-0		NON-CONFERENCE		0-0		0-0		0-13			
0-3	0-0		0-0		HOME		0-0		0-0		0-3			
0-3	0-0		0-0		AWAY		0-0		0-0		0-3			
0-7	0-0		0-0		NEUTRAL		0-0		0-0		0-7			
0-12	0-0		0-0		CONFERENCE		0-0		0-0		0-12			
0-5	0-0		0-0		HOME		0-0		0-0		0-5			
0-6	0-0		0-0		AWAY		0-0		0-0		0-6			
0-1	0-0		0-0		NEUTRAL		0-0		0-0		0-1			
RPI S	Opponent	Score	RPI S	Opponent	Score	RPI S	Opponent	Score	RPI S	Opponent	Score			
												151 A	Chattanooga	0 3
												176 A	Campbell	0 3
												180 N	Navy	0 3
												188 N	East Carolina	0 3
												188 N	East Carolina	0 3
												206 A	Florida A&M	0 3
												206 H	Florida A&M	0 3
												210 A	UMES	0 3
												248 A	Georgia St.	0 3
												268 N	Rider	0 3
												279 A	Bethune-Cookman	0 3
												279 H	Bethune-Cookman	0 3
												284 H	Gardner-Webb	0 3
												285 H	Charleston So.	0 3
												288 N	Cal St. Fullerton	0 3
												301 N	Presbyterian	0 3
												302 H	The Citadel	1 3
												308 A	N.C. A&T	1 3
												308 H	N.C. A&T	0 3
												320 N	Norfolk St.	0 3
												322 A	N.C. Central	0 3
												322 H	N.C. Central	1 3
												330 A	Savannah St.	1 3
												330 H	Savannah St.	1 3
												334 N	Mississippi Val.	2 3
LAST 10 GAMES														
						330 H	Savannah St.	1 3				302 H	The Citadel	1 3
						308 A	N.C. A&T	1 3				330 A	Savannah St.	1 3
						322 A	N.C. Central	0 3				308 H	N.C. A&T	0 3
						279 H	Bethune-Cookman	0 3				322 H	N.C. Central	1 3
						206 H	Florida A&M	0 3				279 A	Bethune-Cookman	0 3

Non-Div. I Games:

South Carolina St.

Average RPI Win:	333	WON-LOST	WINNING	LAST 10	STRENGTH OF	OPP. STRENGTH	TEAM	ADJ	CONF.	ADJ CONF.		
Average RPI Loss:	286	RECORD	PCT. RANK	GAMES	SCHEDULE	OF SCHEDULE	RPI	RPI	RPI	RPI		
DIV. I ONLY	2- 25	.07407	329	1- 9	334	333	333	.23502	334	32	32	
DIV. I NON-CONF.	1- 8	.11111	307	0- 1	331	333	333	.25394	333	32	32	
<hr/>												
TOTALS	RPI 1-25	RPI 26-50		W-L RECORDS		RPI 51-100		RPI 101-150		RPI 150+		
2- 25	0- 0	0- 0		OVERALL		0- 0		0- 0		2- 25		
1- 10	0- 0	0- 0		HOME		0- 0		0- 0		1- 10		
0- 11	0- 0	0- 0		AWAY		0- 0		0- 0		0- 11		
1- 4	0- 0	0- 0		NEUTRAL		0- 0		0- 0		1- 4		
<hr/>												
1- 8	0- 0	0- 0		NON-CONFERENCE		0- 0		0- 0		1- 8		
0- 2	0- 0	0- 0		HOME		0- 0		0- 0		0- 2		
0- 2	0- 0	0- 0		AWAY		0- 0		0- 0		0- 2		
1- 4	0- 0	0- 0		NEUTRAL		0- 0		0- 0		1- 4		
<hr/>												
1- 17	0- 0	0- 0		CONFERENCE		0- 0		0- 0		1- 17		
1- 8	0- 0	0- 0		HOME		0- 0		0- 0		1- 8		
0- 9	0- 0	0- 0		AWAY		0- 0		0- 0		0- 9		
0- 0	0- 0	0- 0		NEUTRAL		0- 0		0- 0		0- 0		
<hr/>												
RPI	S	Opponent	Score	RPI	S	Opponent	Score	RPI	S	Opponent	Score	
								151	A	Chattanooga	0	3
								195	A	Alabama St.	0	3
								195	H	Alabama St.	0	3
								222	A	Texas Southern	0	3
								222	H	Texas Southern	0	3
								277	N	UAB	0	3
								288	N	Cal St. Fullerton	0	3
								292	A	Jacksonville St.	0	3
								292	H	Jacksonville St.	0	3
								295	A	Southern U.	0	3
								295	H	Southern U.	1	3
								301	N	Presbyterian	0	3
								305	A	Alabama A&M	0	3
								305	H	Alabama A&M	1	3
								307	A	Prairie View	0	3
								307	H	Prairie View	0	3
								314	A	Ark.-Pine Bluff	0	3
								314	H	Ark.-Pine Bluff	1	3
								318	H	Nicholls St.	0	3
								324	N	New Orleans	0	3
								325	A	Grambling	0	3
								325	H	Grambling	1	3
				LAST 10 GAMES				325	H	Grambling	1	3
								326	A	Jackson St.	0	3
								325	A	Grambling	0	3
								314	A	Ark.-Pine Bluff	0	3
								332	H	Alcorn	3	2
								295	H	Southern U.	1	3
								292	H	Jacksonville St.	0	3
								326	A	Jackson St.	0	3
								305	H	Alabama A&M	1	3
								307	A	Prairie View	0	3
								222	A	Texas Southern	0	3
								332	A	Alcorn	0	3
								332	H	Alcorn	3	2
								333	N	South Carolina St.	3	2

Non-Div. I Games: Mississippi Col. 0 3 Tuskegee 3 1

Mississippi Val.