

Average RPI Win:	50	WON-LOST RECORD	WINNING PCT. RANK		LAST 10 GAMES		STRENGTH OF SCHEDULE		OPP. STRENGTH OF SCHEDULE	TEAM RPI	ADJ RPI	CONF. RPI	ADJ CONF. RPI	
DIV. I ONLY		22- 3	.88	7	7- 3		3		3	1	.7397	1	2	
DIV. I NON-CONF.		11- 0	1	1	0- 0		5		11	1	.76256	1	1	
<hr/>														
TOTALS		RPI 1-25	RPI 26-50		W-L RECORDS		RPI 51-100		RPI 101-150		RPI 150+			
22- 3		6- 3	7- 0		OVERALL		6- 0		3- 0		0- 0			
10- 1		4- 1	3- 0		HOME		2- 0		1- 0		0- 0			
8- 2		2- 2	3- 0		AWAY		2- 0		1- 0		0- 0			
4- 0		0- 0	1- 0		NEUTRAL		2- 0		1- 0		0- 0			
11- 0		2- 0	5- 0		NON-CONFERENCE		3- 0		1- 0		0- 0			
5- 0		2- 0	2- 0		HOME		1- 0		0- 0		0- 0			
2- 0		0- 0	2- 0		AWAY		0- 0		0- 0		0- 0			
4- 0		0- 0	1- 0		NEUTRAL		2- 0		1- 0		0- 0			
11- 3		4- 3	2- 0		CONFERENCE		3- 0		2- 0		0- 0			
5- 1		2- 1	1- 0		HOME		1- 0		1- 0		0- 0			
6- 2		2- 2	1- 0		AWAY		2- 0		1- 0		0- 0			
0- 0		0- 0	0- 0		NEUTRAL		0- 0		0- 0		0- 0			
RPI	S	Opponent	Score		RPI	S	Opponent	Score		RPI	S	Opponent	Score	
2	A	Nebraska	1	3	27	N	Tulsa	3	2	51	A	Wisconsin	3	0
6	A	Purdue	1	3	35	H	Michigan St.	3	2	51	H	Wisconsin	3	1
6	H	Purdue	3	1	36	H	Dayton	3	2	54	H	Houston	3	1
9	A	Minnesota	3	2	37	H	Louisville	3	2	58	N	UC Santa Barbara	3	1
9	H	Minnesota	0	3	41	A	Ohio St.	3	0	61	N	St. Mary's (CA)	3	0
14	H	Tennessee	3	1	47	A	BYU	3	0	82	A	Northwestern	3	0
15	A	Penn St.	3	2	49	A	Middle Tenn.	3	0					
18	H	Cincinnati	3	0										
21	H	Michigan	3	1										
					LAST 10 GAMES									
					140	A	Indiana	3	1	82	A	Northwestern	3	0
					6	A	Purdue	1	3	35	H	Michigan St.	3	2
					9	H	Minnesota	0	3	21	H	Michigan	3	1
					51	H	Wisconsin	3	1	15	A	Penn St.	3	2
					2	A	Nebraska	1	3	41	A	Ohio St.	3	0

Non-Div. I Games:

Illinois

Non-Div. I Games:

Nebraska

Average RPI Win:		59	WON-LOST RECORD		WINNING PCT. RANK		LAST 10 GAMES		STRENGTH OF SCHEDULE		OPP. STRENGTH OF SCHEDULE		TEAM RPI	ADJ RPI		CONF. RPI	ADJ CONF. RPI
DIV. I ONLY			19- 4		.82609 18		8- 2		2		4		3	.73183 3		1	1
DIV. I NON-CONF.			9- 2		.81818 34		0- 0		10		9		7	.70807 7		2	2
TOTALS		RPI 1-25		RPI 26-50		W-L RECORDS		RPI 51-100		RPI 101-150		RPI 150+					
19- 4		6- 4		7- 0		OVERALL		2- 0		3- 0		1- 0					
8- 1		1- 1		3- 0		HOME		1- 0		2- 0		1- 0					
9- 3		4- 3		4- 0		AWAY		1- 0		0- 0		0- 0					
2- 0		1- 0		0- 0		NEUTRAL		0- 0		1- 0		0- 0					
9- 2		3- 2		2- 0		NON-CONFERENCE		0- 0		3- 0		1- 0					
3- 0		0- 0		0- 0		HOME		0- 0		2- 0		1- 0					
4- 2		2- 2		2- 0		AWAY		0- 0		0- 0		0- 0					
2- 0		1- 0		0- 0		NEUTRAL		0- 0		1- 0		0- 0					
10- 2		3- 2		5- 0		CONFERENCE		2- 0		0- 0		0- 0					
5- 1		1- 1		3- 0		HOME		1- 0		0- 0		0- 0					
5- 1		2- 1		2- 0		AWAY		1- 0		0- 0		0- 0					
0- 0		0- 0		0- 0		NEUTRAL		0- 0		0- 0		0- 0					
RPI	S	Opponent		Score		RPI	S	Opponent		Score		RPI	S	Opponent		Score	
2	A	Nebraska		0	3	28	A	Kansas St.		3	0	122	N	IUPUI		3	0
4	A	Texas		0	3	29	H	Missouri		3	0	127	H	Iowa		3	0
4	H	Texas		2	3	42	H	Baylor		3	0	131	H	Arizona St.		3	1
5	A	UNI		0	3	44	A	North Dakota St.		3	0	176	H	Southern Miss.		3	0
17	A	Florida		3	2	44	A	North Dakota St.		3	2						
18	N	Cincinnati		3	1	45	A	Kansas		3	0						
19	A	Northern Ill.		3	1	45	H	Kansas		3	0						
20	A	Texas A&M		3	1												
23	A	Oklahoma		3	1												
23	H	Oklahoma		3	1												
						LAST 10 GAMES											
						87	H	Texas Tech		3	0	42	H	Baylor		3	0
						23	A	Oklahoma		3	1	23	H	Oklahoma		3	1
						4	A	Texas		0	3	28	A	Kansas St.		3	0
						45	H	Kansas		3	0	4	H	Texas		2	3
						20	A	Texas A&M		3	1	45	A	Kansas		3	0

Non-Div. I Games:

Iowa St.

Average RPI Win: 52		WON-LOST	WINNING	LAST 10	STRENGTH OF		OPP. STRENGTH	TEAM	ADJ	CONF.	ADJ CONF.
Average RPI Loss: 15		RECORD	PCT. RANK	GAMES	SCHEDULE		OF SCHEDULE	RPI	RPI	RPI	RPI
DIV. I ONLY		16- 4	.8	26	4		1	4	.71328	4	1
DIV. I NON-CONF.		7- 3	.7	71	22		4	22	.6512	22	2
TOTALS		RPI 1-25	RPI 26-50		W-L RECORDS		RPI 51-100		RPI 101-150		RPI 150+
16- 4		5- 4	5- 0		OVERALL		3- 0		3- 0		0- 0
10- 0		3- 0	2- 0		HOME		2- 0		3- 0		0- 0
5- 3		1- 3	3- 0		AWAY		1- 0		0- 0		0- 0
1- 1		1- 1	0- 0		NEUTRAL		0- 0		0- 0		0- 0
7- 3		2- 3	0- 0		NON-CONFERENCE		2- 0		3- 0		0- 0
5- 0		1- 0	0- 0		HOME		1- 0		3- 0		0- 0
1- 2		0- 2	0- 0		AWAY		1- 0		0- 0		0- 0
1- 1		1- 1	0- 0		NEUTRAL		0- 0		0- 0		0- 0
9- 1		3- 1	5- 0		CONFERENCE		1- 0		0- 0		0- 0
5- 0		2- 0	2- 0		HOME		1- 0		0- 0		0- 0
4- 1		1- 1	3- 0		AWAY		0- 0		0- 0		0- 0
0- 0		0- 0	0- 0		NEUTRAL		0- 0		0- 0		0- 0
RPI S	Opponent	Score		RPI S	Opponent	Score		RPI S	Opponent	Score	
3 A	Iowa St.	3	2	28 A	Kansas St.	3	0	57 A	TCU	3	0
3 H	Iowa St.	3	0	29 H	Missouri	3	0	81 H	UTSA	3	1
9 A	Minnesota	0	3	42 A	Baylor	3	1	87 H	Texas Tech	3	0
9 A	Minnesota	0	3	45 A	Kansas	3	2				
15 N	Penn St.	3	2	45 H	Kansas	3	0				
16 H	Pepperdine	3	1								
17 N	Florida	2	3								
20 H	Texas A&M	3	0								
23 A	Oklahoma	2	3								
				LAST 10 GAMES							
				45 A	Kansas	3	2	87 H	Texas Tech	3	0
				3 H	Iowa St.	3	0	20 H	Texas A&M	3	0
				29 H	Missouri	3	0	3 A	Iowa St.	3	2
				42 A	Baylor	3	1	23 A	Oklahoma	2	3
				28 A	Kansas St.	3	0	45 H	Kansas	3	0

Non-Div. I Games:

Texas

U
N
I

UNI

Average RPI Win:	96	WON-LOST RECORD	WINNING PCT. RANK	LAST 10 GAMES	STRENGTH OF SCHEDULE	OPP. STRENGTH OF SCHEDULE	TEAM RPI	ADJ RPI	CONF. RPI	ADJ CONF. RPI				
DIV. I ONLY		22- 3	.88	7	8- 2	13	11	6	.6986	6	2	2		
DIV. I NON-CONF.		11- 0	1	1	0- 0	92	67	19	.66131	19	1	1		

TOTALS	RPI 1-25	RPI 26-50		W-L RECORDS		RPI 51-100		RPI 101-150		RPI 150+				
22- 3	5- 3	6- 0		OVERALL		3- 0		2- 0		6- 0				
13- 1	3- 1	4- 0		HOME		2- 0		1- 0		3- 0				
5- 2	1- 2	1- 0		AWAY		1- 0		1- 0		1- 0				
4- 0	1- 0	1- 0		NEUTRAL		0- 0		0- 0		2- 0				
11- 0	1- 0	3- 0		NON-CONFERENCE		1- 0		0- 0		6- 0				
6- 0	0- 0	2- 0		HOME		1- 0		0- 0		3- 0				
1- 0	0- 0	0- 0		AWAY		0- 0		0- 0		1- 0				
4- 0	1- 0	1- 0		NEUTRAL		0- 0		0- 0		2- 0				
11- 3	4- 3	3- 0		CONFERENCE		2- 0		2- 0		0- 0				
7- 1	3- 1	2- 0		HOME		1- 0		1- 0		0- 0				
4- 2	1- 2	1- 0		AWAY		1- 0		1- 0		0- 0				
0- 0	0- 0	0- 0		NEUTRAL		0- 0		0- 0		0- 0				

RPI	S	Opponent	Score		RPI	S	Opponent	Score		RPI	S	Opponent	Score	
1	A	Illinois	1	3	34	H	Ball St.	3	1	78	H	Col. of Charleston	3	0
1	H	Illinois	3	1	35	A	Michigan St.	3	1	82	A	Northwestern	3	1
2	A	Nebraska	1	3	35	H	Michigan St.	3	0	82	H	Northwestern	3	0
9	H	Minnesota	3	1	37	N	Louisville	3	2					
15	H	Penn St.	1	3	41	H	Ohio St.	3	1					
18	N	Cincinnati	3	0	42	H	Baylor	3	0					
21	A	Michigan	3	2										
21	H	Michigan	3	0										

Non-Div. I Games:

Purdue

Average RPI Win:	91	WON-LOST RECORD	WINNING PCT. RANK	LAST 10 GAMES	STRENGTH OF SCHEDULE	OPP. STRENGTH OF SCHEDULE	TEAM RPI	ADJ RPI	CONF. RPI	ADJ CONF. RPI				
DIV. I ONLY		22- 3	.88	7	9- 1	20	23	9	.69167	7	3	3		
DIV. I NON-CONF.		7- 1	.875	22	0- 0	33	44	15	.67197	14	3	3		
<hr/>														
TOTALS	RPI 1-25	RPI 26-50		W-L RECORDS		RPI 51-100		RPI 101-150		RPI 150+				
22- 3	4- 1	6- 2		OVERALL		0- 0		8- 0		4- 0				
9- 0	1- 0	3- 0		HOME		0- 0		4- 0		1- 0				
9- 3	3- 1	1- 2		AWAY		0- 0		4- 0		1- 0				
4- 0	0- 0	2- 0		NEUTRAL		0- 0		0- 0		2- 0				
7- 1	1- 1	2- 0		NON-CONFERENCE		0- 0		2- 0		2- 0				
1- 0	0- 0	0- 0		HOME		0- 0		1- 0		0- 0				
2- 1	1- 1	0- 0		AWAY		0- 0		1- 0		0- 0				
4- 0	0- 0	2- 0		NEUTRAL		0- 0		0- 0		2- 0				
15- 2	3- 0	4- 2		CONFERENCE		0- 0		6- 0		2- 0				
8- 0	1- 0	3- 0		HOME		0- 0		3- 0		1- 0				
7- 2	2- 0	1- 2		AWAY		0- 0		3- 0		1- 0				
0- 0	0- 0	0- 0		NEUTRAL		0- 0		0- 0		0- 0				
RPI S	Opponent	Score	RPI S	Opponent	Score	RPI S	Opponent	Score	RPI S	Opponent	Score			
8 A	Hawaii	3 1	32 A	California	3 1				109 A	Utah	3 0			
11 A	Southern California	3 0	32 H	California	3 1				109 H	Utah	3 0			
12 A	Stanford	3 0	33 A	Washington	0 3				117 A	Washington St.	3 0			
12 H	Stanford	3 2	33 H	Washington	3 0				117 H	Washington St.	3 0			
16 A	Pepperdine	2 3	39 H	Oregon	3 1				119 H	Cal St. Northridge	3 0			
			41 N	Ohio St.	3 1				131 A	Arizona St.	3 0			
			43 A	Arizona	2 3				132 A	Loyola Marymount	3 0			
			50 N	Long Beach St.	3 1				134 H	Oregon St.	3 0			
									153 N	Cal St. Fullerton	3 0			
									159 A	Colorado	3 0			
									159 H	Colorado	3 1			
									300 N	Quinnipiac	3 0			
<hr/>														
LAST 10 GAMES														
117 H Washington St.						3	0	159 H Colorado					3	1
33 H Washington						3	0	39 H Oregon					3	1
12 A Stanford						3	0	134 H Oregon St.					3	0
32 A California						3	1	43 A Arizona					2	3
109 H Utah						3	0	131 A Arizona St.					3	0

Non-Div. I Games:

UCLA

Average RPI Win:		109	WON-LOST RECORD		WINNING PCT. RANK		LAST 10 GAMES		STRENGTH OF SCHEDULE		OPP. STRENGTH OF SCHEDULE		TEAM RPI		ADJ RPI		CONF. RPI		ADJ CONF. RPI				
Average RPI Loss:		7	24- 1		.96 2		10- 0		44		42		7		.69075 8		13		13				
DIV. I ONLY			12- 1		.92308 15		2- 0		6		5		3		.74838 3		13		13				
DIV. I NON-CONF.																							
TOTALS		RPI 1-25		RPI 26-50		W-L RECORDS		RPI 51-100		RPI 101-150		RPI 150+											
24- 1		3- 1		4- 0		OVERALL		6- 0		2- 0		9- 0											
17- 1		3- 1		4- 0		HOME		5- 0		1- 0		4- 0											
7- 0		0- 0		0- 0		AWAY		1- 0		1- 0		5- 0											
0- 0		0- 0		0- 0		NEUTRAL		0- 0		0- 0		0- 0											
12- 1		3- 1		4- 0		NON-CONFERENCE		5- 0		0- 0		0- 0											
12- 1		3- 1		4- 0		HOME		5- 0		0- 0		0- 0											
0- 0		0- 0		0- 0		AWAY		0- 0		0- 0		0- 0											
0- 0		0- 0		0- 0		NEUTRAL		0- 0		0- 0		0- 0											
12- 0		0- 0		0- 0		CONFERENCE		1- 0		2- 0		9- 0											
5- 0		0- 0		0- 0		HOME		0- 0		1- 0		4- 0											
7- 0		0- 0		0- 0		AWAY		1- 0		1- 0		5- 0											
0- 0		0- 0		0- 0		NEUTRAL		0- 0		0- 0		0- 0											
RPI	S	Opponent		Score		RPI	S	Opponent		Score		RPI	S	Opponent		Score							
7	H	UCLA		1	3	41	H	Ohio St.		3	0	55	H	Notre Dame		3	1	105	A	Idaho	3	1	
16	H	Pepperdine		3	1	43	H	Arizona		3	0	55	H	Notre Dame		3	0	105	H	Idaho	3	0	
16	H	Pepperdine		3	1	48	H	Wichita St.		3	1	64	H	Rice		3	0	154	A	Fresno St.	3	1	
18	H	Cincinnati		3	0	50	H	Long Beach St.		3	2	66	A	New Mexico St.		3	2	154	H	Fresno St.	3	0	
												80	H	San Francisco		3	0	161	A	Utah St.	3	1	
												84	H	Pacific		3	1	161	H	Utah St.	3	0	
																		181	A	San Jose St.		3	0
																		181	H	San Jose St.		3	0
																		249	A	Nevada		3	0
																		249	H	Nevada		3	0
																		275	A	Louisiana Tech		3	0

Average RPI Win:		42	WON-LOST RECORD		WINNING PCT. RANK		LAST 10 GAMES		STRENGTH OF SCHEDULE		OPP. STRENGTH OF SCHEDULE		TEAM RPI		ADJ RPI		CONF. RPI		ADJ CONF. RPI	
DIV. I ONLY			14- 9		.6087 107		6- 4		1		2		10		.6907 9		2		2	
DIV. I NON-CONF.			7- 2		.77778 48		0- 0		1		2		4		.74094 4		1		1	
TOTALS		RPI 1-25		RPI 26-50		W-L RECORDS		RPI 51-100		RPI 101-150		RPI 150+								
14- 9		5- 6		5- 2		OVERALL		3- 1		1- 0		0- 0								
5- 3		2- 3		1- 0		HOME		1- 0		1- 0		0- 0								
6- 4		3- 2		2- 1		AWAY		1- 1		0- 0		0- 0								
3- 2		0- 1		2- 1		NEUTRAL		1- 0		0- 0		0- 0								
7- 2		3- 1		3- 1		NON-CONFERENCE		1- 0		0- 0		0- 0								
2- 0		2- 0		0- 0		HOME		0- 0		0- 0		0- 0								
2- 0		1- 0		1- 0		AWAY		0- 0		0- 0		0- 0								
3- 2		0- 1		2- 1		NEUTRAL		1- 0		0- 0		0- 0								
7- 7		2- 5		2- 1		CONFERENCE		2- 1		1- 0		0- 0								
3- 3		0- 3		1- 0		HOME		1- 0		1- 0		0- 0								
4- 4		2- 2		1- 1		AWAY		1- 1		0- 0		0- 0								
0- 0		0- 0		0- 0		NEUTRAL		0- 0		0- 0		0- 0								
RPI	S	Opponent		Score		RPI	S	Opponent		Score		RPI	S	Opponent		Score				
1	A	Illinois		3 0		35	A	Michigan St.		3 0		51	A	Wisconsin		3 2				
1	H	Illinois		2 3		39	N	Oregon		3 2		82	A	Northwestern		0 3				
2	H	Nebraska		2 3		40	A	Marquette		3 2		82	H	Northwestern		3 1				
4	H	Texas		3 0		41	A	Ohio St.		0 3		83	N	Saint Louis		3 0				
4	H	Texas		3 0		41	H	Ohio St.		3 1										
5	A	UNI		3 2		45	N	Kansas		2 3										
6	A	Purdue		1 3		49	N	Middle Tenn.		3 0										
11	N	Southern California		2 3																
15	A	Penn St.		0 3																
15	H	Penn St.		2 3																
21	A	Michigan		3 2																
						LAST 10 GAMES														
						41	H	Ohio St.		3 1		51	A	Wisconsin		3 2				
						15	H	Penn St.		2 3		2	H	Nebraska		2 3				
						1	A	Illinois		3 0		127	H	Iowa		3 0				
						82	A	Northwestern		0 3		35	A	Michigan St.		3 0				
						6	A	Purdue		1 3		21	A	Michigan		3 2				

Non-Div. I Games:

Minnesota

Average RPI Win:	87	WON-LOST RECORD	WINNING PCT. RANK	LAST 10 GAMES	STRENGTH OF SCHEDULE	OPP. STRENGTH OF SCHEDULE	TEAM RPI	ADJ RPI	CONF. RPI	ADJ CONF. RPI					
DIV. I ONLY		21- 4	.84	15	10- 0	10	21	8	.68824	10	5	5			
DIV. I NON-CONF.		6- 4	.6	119	0- 0	4	8	13	.67678	12	5	5			
<hr/>															
TOTALS	RPI 1-25	RPI 26-50		W-L RECORDS		RPI 51-100		RPI 101-150		RPI 150+					
21- 4	2- 4	5- 0		OVERALL		6- 0		4- 0		4- 0					
12- 0	2- 0	3- 0		HOME		4- 0		1- 0		2- 0					
8- 1	0- 1	2- 0		AWAY		2- 0		2- 0		2- 0					
1- 3	0- 3	0- 0		NEUTRAL		0- 0		1- 0		0- 0					
6- 4	1- 4	2- 0		NON-CONFERENCE		2- 0		1- 0		0- 0					
3- 0	1- 0	1- 0		HOME		1- 0		0- 0		0- 0					
2- 1	0- 1	1- 0		AWAY		1- 0		0- 0		0- 0					
1- 3	0- 3	0- 0		NEUTRAL		0- 0		1- 0		0- 0					
15- 0	1- 0	3- 0		CONFERENCE		4- 0		3- 0		4- 0					
9- 0	1- 0	2- 0		HOME		3- 0		1- 0		2- 0					
6- 0	0- 0	1- 0		AWAY		1- 0		2- 0		2- 0					
0- 0	0- 0	0- 0		NEUTRAL		0- 0		0- 0		0- 0					
<hr/>															
RPI S	Opponent	Score		RPI S	Opponent	Score		RPI S	Opponent	Score		RPI S	Opponent	Score	
5 N	UNI	2	3	27 H	Tulsa	3	1	56 H	Clemson	3	0	118 A	North Carolina St.	3	2
13 H	Kentucky	3	0	30 A	North Carolina	3	1	65 H	Georgia Tech	3	0	118 H	North Carolina St.	3	0
16 N	Pepperdine	1	3	30 H	North Carolina	3	1	77 A	Virginia Tech	3	0	136 A	Maryland	3	1
17 A	Florida	0	3	36 A	Dayton	3	1	77 H	Virginia Tech	3	0	139 N	UC Irvine	3	0
21 N	Michigan	0	3	46 H	Duke	3	0	79 A	Delaware	3	0	162 A	Virginia	3	0
22 H	Miami (FL)	3	0					88 H	Albany (NY)	3	0	162 H	Virginia	3	0
												163 A	Boston College	3	0
												183 H	Wake Forest	3	2
<hr/>															
LAST 10 GAMES															
				30 H	North Carolina	3	1	136 A	Maryland	3	1				
				118 H	North Carolina St.	3	0	56 H	Clemson	3	0				
				162 H	Virginia	3	0	65 H	Georgia Tech	3	0				
				77 H	Virginia Tech	3	0	118 A	North Carolina St.	3	2				
				163 A	Boston College	3	0	30 A	North Carolina	3	1				

Non-Div. I Games:

Florida St.

Average RPI Win:	84	WON-LOST	WINNING	LAST 10	STRENGTH OF	OPP. STRENGTH	TEAM	ADJ	CONF.	ADJ CONF.	
Average RPI Loss:	27	RECORD	PCT. RANK	GAMES	SCHEDULE	OF SCHEDULE	RPI	RPI	RPI	RPI	
DIV. I ONLY	20- 4	.83333	17	9- 1	14	14	11	.68251	11	3	3
DIV. I NON-CONF.	5- 2	.71429	68	0- 0	15	16	21	.65356	21	3	3
<hr/>											
TOTALS	RPI 1-25	RPI 26-50		W-L RECORDS		RPI 51-100		RPI 101-150		RPI 150+	
20- 4	2- 3	6- 0		OVERALL		2- 1		7- 0		3- 0	
8- 1	1- 1	3- 0		HOME		0- 0		3- 0		1- 0	
9- 2	0- 2	3- 0		AWAY		0- 0		4- 0		2- 0	
3- 1	1- 0	0- 0		NEUTRAL		2- 1		0- 0		0- 0	
5- 2	1- 1	0- 0		NON-CONFERENCE		2- 1		1- 0		1- 0	
0- 0	0- 0	0- 0		HOME		0- 0		0- 0		0- 0	
2- 1	0- 1	0- 0		AWAY		0- 0		1- 0		1- 0	
3- 1	1- 0	0- 0		NEUTRAL		2- 1		0- 0		0- 0	
15- 2	1- 2	6- 0		CONFERENCE		0- 0		6- 0		2- 0	
8- 1	1- 1	3- 0		HOME		0- 0		3- 0		1- 0	
7- 1	0- 1	3- 0		AWAY		0- 0		3- 0		1- 0	
0- 0	0- 0	0- 0		NEUTRAL		0- 0		0- 0		0- 0	
RPI S	Opponent	Score	RPI S	Opponent	Score	RPI S	Opponent	Score	RPI S	Opponent	Score
7 H	UCLA	0 3	32 A	California	3 0	56 N	Clemson	3 0	109 A	Utah	3 0
9 N	Minnesota	3 2	32 H	California	3 0	73 N	Furman	3 0	109 H	Utah	3 0
12 A	Stanford	0 3	33 A	Washington	3 0	74 N	UCF	0 3	117 A	Washington St.	3 0
12 H	Stanford	3 0	33 H	Washington	3 0				117 H	Washington St.	3 0
15 A	Penn St.	2 3	39 H	Oregon	3 1				119 A	Cal St. Northridge	3 0
			43 A	Arizona	3 0				131 A	Arizona St.	3 1
									134 H	Oregon St.	3 0
									159 A	Colorado	3 0
									159 H	Colorado	3 0
									173 A	Fla. Gulf Coast	3 0
<hr/>											
LAST 10 GAMES											
			33 H	Washington	3 0		109 H	Utah	3 0		
			117 H	Washington St.	3 0		134 H	Oregon St.	3 0		
			32 A	California	3 0		39 H	Oregon	3 1		
			12 A	Stanford	0 3		131 A	Arizona St.	3 1		
			159 H	Colorado	3 0		43 A	Arizona	3 0		

Non-Div. I Games:

Southern California

Average RPI Win: 79		WON-LOST	WINNING	LAST 10	STRENGTH OF		OPP. STRENGTH	TEAM	ADJ	CONF.	ADJ CONF.
Average RPI Loss: 14		RECORD	PCT. RANK	GAMES	SCHEDULE		OF SCHEDULE	RPI	RPI	RPI	RPI
DIV. I ONLY		19- 4	.82609	18	22		6	13	.67964	12	3
DIV. I NON-CONF.		6- 0	1	1	7		6	2	.75666	2	3
TOTALS		RPI 1-25	RPI 26-50		W-L RECORDS		RPI 51-100		RPI 101-150		RPI 150+
19- 4		3- 3	5- 1		OVERALL		3- 0		6- 0		2- 0
11- 1		3- 1	3- 0		HOME		1- 0		3- 0		1- 0
7- 3		0- 2	2- 1		AWAY		1- 0		3- 0		1- 0
1- 0		0- 0	0- 0		NEUTRAL		1- 0		0- 0		0- 0
6- 0		2- 0	1- 0		NON-CONFERENCE		3- 0		0- 0		0- 0
4- 0		2- 0	1- 0		HOME		1- 0		0- 0		0- 0
1- 0		0- 0	0- 0		AWAY		1- 0		0- 0		0- 0
1- 0		0- 0	0- 0		NEUTRAL		1- 0		0- 0		0- 0
13- 4		1- 3	4- 1		CONFERENCE		0- 0		6- 0		2- 0
7- 1		1- 1	2- 0		HOME		0- 0		3- 0		1- 0
6- 3		0- 2	2- 1		AWAY		0- 0		3- 0		1- 0
0- 0		0- 0	0- 0		NEUTRAL		0- 0		0- 0		0- 0
RPI S	Opponent	Score	RPI S	Opponent	Score	RPI S	Opponent	Score	RPI S	Opponent	Score
7 A	UCLA	2 3	32 A	California	1 3	55 H	Notre Dame	3 1	109 A	Utah	3 0
7 H	UCLA	0 3	33 H	Washington	3 0	64 A	Rice	3 0	109 H	Utah	3 0
11 A	Southern California	0 3	39 A	Oregon	3 1	79 N	Delaware	3 0	117 H	Washington St.	3 0
11 H	Southern California	3 0	43 A	Arizona	3 1				131 A	Arizona St.	3 1
15 H	Penn St.	3 1	43 H	Arizona	3 1				131 H	Arizona St.	3 0
17 H	Florida	3 2	46 H	Duke	3 1				134 A	Oregon St.	3 1
									159 A	Colorado	3 1
									159 H	Colorado	3 0
					LAST 10 GAMES						
			109 A	Utah	3 0	43 A	Arizona	3 1			
			159 A	Colorado	3 1	33 H	Washington	3 0			
			7 H	UCLA	0 3	117 H	Washington St.	3 0			
			11 H	Southern California	3 0	39 A	Oregon	3 1			
			131 A	Arizona St.	3 1	134 A	Oregon St.	3 1			

Non-Div. I Games:

Stanford

Average RPI Win:	84	WON-LOST RECORD	WINNING PCT. RANK	LAST 10 GAMES	STRENGTH OF SCHEDULE	OPP. STRENGTH OF SCHEDULE	TEAM RPI	ADJ RPI	CONF. RPI	ADJ CONF. RPI					
DIV. I ONLY		22- 4	.84615	13	9- 1	24	17	14	.67515	13	4	4			
DIV. I NON-CONF.		9- 2	.81818	34	0- 0	8	15	8	.70178	8	4	4			
<hr/>															
TOTALS	RPI 1-25	RPI 26-50		W-L RECORDS		RPI 51-100		RPI 101-150		RPI 150+					
22- 4	3- 3	2- 0		OVERALL		6- 0		10- 1		1- 0					
15- 1	3- 1	1- 0		HOME		3- 0		7- 0		1- 0					
5- 3	0- 2	0- 0		AWAY		2- 0		3- 1		0- 0					
2- 0	0- 0	1- 0		NEUTRAL		1- 0		0- 0		0- 0					
<hr/>															
9- 2	1- 2	2- 0		NON-CONFERENCE		4- 0		1- 0		1- 0					
7- 1	1- 1	1- 0		HOME		3- 0		1- 0		1- 0					
0- 1	0- 1	0- 0		AWAY		0- 0		0- 0		0- 0					
2- 0	0- 0	1- 0		NEUTRAL		1- 0		0- 0		0- 0					
<hr/>															
13- 2	2- 1	0- 0		CONFERENCE		2- 0		9- 1		0- 0					
8- 0	2- 0	0- 0		HOME		0- 0		6- 0		0- 0					
5- 2	0- 1	0- 0		AWAY		2- 0		3- 1		0- 0					
0- 0	0- 0	0- 0		NEUTRAL		0- 0		0- 0		0- 0					
<hr/>															
RPI S	Opponent	Score		RPI S	Opponent	Score		RPI S	Opponent	Score		RPI S	Opponent	Score	
10 A	Florida St.	0	3	27 N	Tulsa	3	2	52 H	Ohio	3	0	103 A	Auburn	3	2
14 H	Tennessee	3	2	37 H	Louisville	3	0	54 H	Houston	3	1	103 H	Auburn	3	0
17 A	Florida	1	3					63 A	Arkansas	3	1	108 A	Georgia	3	1
17 H	Florida	3	2					75 A	LSU	3	0	108 H	Georgia	3	1
18 H	Cincinnati	0	3					77 H	Virginia Tech	3	0	110 A	South Carolina	3	1
25 H	Western Ky.	3	0					88 N	Albany (NY)	3	1	110 H	South Carolina	3	0
												112 A	Mississippi St.	0	3
												112 H	Mississippi St.	3	0
												120 H	Ole Miss	3	1
												132 H	Loyola Marymount	3	0
												141 H	Alabama	3	0
												168 H	West Virginia	3	0
<hr/>															
				LAST 10 GAMES											
				112 H Mississippi St.				3	0	112 A Mississippi St.				0	3
				17 H Florida				3	2	14 H Tennessee				3	2
				110 H South Carolina				3	0	141 H Alabama				3	0
				103 A Auburn				3	2	120 H Ole Miss				3	1
				108 A Georgia				3	1	75 A LSU				3	0

Non-Div. I Games:

Kentucky

Average RPI Win:	89	WON-LOST RECORD	WINNING PCT. RANK	LAST 10 GAMES	STRENGTH OF SCHEDULE	OPP. STRENGTH OF SCHEDULE	TEAM RPI	ADJ RPI	CONF. RPI	ADJ CONF. RPI		
DIV. I ONLY		22- 3	.88	7	9- 1	36	20	12	.67467	14	4	4
DIV. I NON-CONF.		8- 2	.8	40	1- 0	14	18	11	.67767	10	4	4
<hr/>												
TOTALS	RPI 1-25	RPI 26-50		W-L RECORDS		RPI 51-100		RPI 101-150		RPI 150+		
22- 3	2- 2	2- 0		OVERALL		5- 1		13- 0		0- 0		
10- 0	1- 0	0- 0		HOME		1- 0		8- 0		0- 0		
9- 2	1- 2	1- 0		AWAY		3- 0		4- 0		0- 0		
3- 1	0- 0	1- 0		NEUTRAL		1- 1		1- 0		0- 0		
8- 2	0- 1	2- 0		NON-CONFERENCE		3- 1		3- 0		0- 0		
3- 0	0- 0	0- 0		HOME		1- 0		2- 0		0- 0		
2- 1	0- 1	1- 0		AWAY		1- 0		0- 0		0- 0		
3- 1	0- 0	1- 0		NEUTRAL		1- 1		1- 0		0- 0		
14- 1	2- 1	0- 0		CONFERENCE		2- 0		10- 0		0- 0		
7- 0	1- 0	0- 0		HOME		0- 0		6- 0		0- 0		
7- 1	1- 1	0- 0		AWAY		2- 0		4- 0		0- 0		
0- 0	0- 0	0- 0		NEUTRAL		0- 0		0- 0		0- 0		
RPI S	Opponent	Score	RPI S	Opponent	Score	RPI S	Opponent	Score	RPI S	Opponent	Score	
1 A	Illinois	1 3	36 N	Dayton	3 2	52 H	Ohio	3 2	101 H	Villanova	3 0	
13 A	Kentucky	2 3	37 A	Louisville	3 0	54 N	Houston	2 3	103 A	Auburn	3 1	
17 A	Florida	3 2				63 A	Arkansas	3 0	103 H	Auburn	3 0	
17 H	Florida	3 1				75 A	LSU	3 1	108 A	Georgia	3 1	
						77 A	Virginia Tech	3 1	108 H	Georgia	3 0	
						97 N	Seton Hall	3 0	110 A	South Carolina	3 1	
									110 H	South Carolina	3 0	
									112 A	Mississippi St.	3 0	
									112 H	Mississippi St.	3 1	
									113 N	American	3 0	
									120 H	Ole Miss	3 2	
									136 H	Maryland	3 2	
									141 H	Alabama	3 0	
			LAST 10 GAMES									
			112 H	Mississippi St.	3 1	103 A	Auburn	3 1				
			37 A	Louisville	3 0	112 A	Mississippi St.	3 0				
			110 H	South Carolina	3 0	13 A	Kentucky	2 3				
			17 H	Florida	3 1	120 H	Ole Miss	3 2				
			108 A	Georgia	3 1	141 H	Alabama	3 0				

Non-Div. I Games:

Tennessee

Average RPI Win:	98	WON-LOST RECORD	WINNING PCT. RANK	LAST 10 GAMES	STRENGTH OF SCHEDULE	OPP. STRENGTH OF SCHEDULE	TEAM RPI	ADJ RPI	CONF. RPI	ADJ CONF. RPI						
DIV. I ONLY		18- 6	.75	36	8- 2	9	7	15	.67044	15	2	2				
DIV. I NON-CONF.		7- 3	.7	71	0- 0	36	51	34	.61666	33	1	1				
<hr/>																
TOTALS	RPI 1-25	RPI 26-50		W-L RECORDS		RPI 51-100		RPI 101-150		RPI 150+						
18- 6	6- 4	1- 1		OVERALL		2- 1		4- 0		5- 0						
11- 2	4- 1	1- 1		HOME		2- 0		1- 0		3- 0						
5- 3	2- 2	0- 0		AWAY		0- 1		3- 0		0- 0						
2- 1	0- 1	0- 0		NEUTRAL		0- 0		0- 0		2- 0						
<hr/>																
7- 3	1- 2	0- 1		NON-CONFERENCE		0- 0		1- 0		5- 0						
4- 1	1- 0	0- 1		HOME		0- 0		0- 0		3- 0						
1- 1	0- 1	0- 0		AWAY		0- 0		1- 0		0- 0						
2- 1	0- 1	0- 0		NEUTRAL		0- 0		0- 0		2- 0						
<hr/>																
11- 3	5- 2	1- 0		CONFERENCE		2- 1		3- 0		0- 0						
7- 1	3- 1	1- 0		HOME		2- 0		1- 0		0- 0						
4- 2	2- 1	0- 0		AWAY		0- 1		2- 0		0- 0						
0- 0	0- 0	0- 0		NEUTRAL		0- 0		0- 0		0- 0						
<hr/>																
RPI	S	Opponent	Score		RPI	S	Opponent	Score		RPI	S	Opponent	Score			
1	H	Illinois	2	3	39	H	Oregon	1	3	51	A	Wisconsin	2	3		
2	A	Nebraska	2	3	41	H	Ohio St.	3	0	51	H	Wisconsin	3	0		
2	H	Nebraska	3	1						82	H	Northwestern	3	2		
4	N	Texas	2	3								127	A	Pittsburgh	3	0
6	A	Purdue	3	1								140	A	Indiana	3	0
9	A	Minnesota	3	2								169	N	Miami (OH)	3	0
9	H	Minnesota	3	0								173	H	Fla. Gulf Coast	3	1
11	H	Southern California	3	2								175	H	Long Island	3	0
12	A	Stanford	1	3								240	N	New Hampshire	3	0
21	H	Michigan	3	0								248	H	Rutgers	3	0
<hr/>																
LAST 10 GAMES																
					51	A	Wisconsin	2	3	41	H	Ohio St.	3	0		
					9	A	Minnesota	3	2	140	A	Indiana	3	0		
					2	H	Nebraska	3	1	6	A	Purdue	3	1		
					127	H	Iowa	3	1	1	H	Illinois	2	3		
					21	H	Michigan	3	0	82	H	Northwestern	3	2		

Non-Div. I Games:

Penn St.

Average RPI Win: 97		WON-LOST	WINNING	LAST 10	STRENGTH OF		OPP. STRENGTH	TEAM	ADJ	CONF.	ADJ CONF.
Average RPI Loss: 13		RECORD	PCT. RANK	GAMES	SCHEDULE		OF SCHEDULE	RPI	RPI	RPI	RPI
DIV. I ONLY		18- 5	.78261	30	12		16	16	.66988	16	6
DIV. I NON-CONF.		6- 5	.54545	150	3		3	17	.66939	15	6
TOTALS		RPI 1-25	RPI 26-50	W-L RECORDS	RPI 51-100		RPI 101-150	RPI 150+			
18- 5		3- 5	3- 0	OVERALL	3- 0		5- 0	4- 0			
9- 1		2- 1	1- 0	HOME	2- 0		2- 0	2- 0			
7- 3		0- 3	2- 0	AWAY	1- 0		2- 0	2- 0			
2- 1		1- 1	0- 0	NEUTRAL	0- 0		1- 0	0- 0			
6- 5		2- 5	1- 0	NON-CONFERENCE	1- 0		2- 0	0- 0			
3- 1		1- 1	0- 0	HOME	1- 0		1- 0	0- 0			
1- 3		0- 3	1- 0	AWAY	0- 0		0- 0	0- 0			
2- 1		1- 1	0- 0	NEUTRAL	0- 0		1- 0	0- 0			
12- 0		1- 0	2- 0	CONFERENCE	2- 0		3- 0	4- 0			
6- 0		1- 0	1- 0	HOME	1- 0		1- 0	2- 0			
6- 0		0- 0	1- 0	AWAY	1- 0		2- 0	2- 0			
0- 0		0- 0	0- 0	NEUTRAL	0- 0		0- 0	0- 0			
RPI S	Opponent	Score	RPI S	Opponent	Score	RPI S	Opponent	Score	RPI S	Opponent	Score
4 A	Texas	1 3	36 A	Dayton	3 2	58 H	UC Santa Barbara	3 0	108 H	Georgia	3 1
7 H	UCLA	3 2	47 A	BYU	3 1	61 H	St. Mary's (CA)	3 2	116 A	Santa Clara	3 1
8 A	Hawaii	1 3	47 H	BYU	3 1	80 A	San Francisco	3 1	116 H	Santa Clara	3 0
8 A	Hawaii	1 3							120 N	Ole Miss	3 0
10 N	Florida St.	3 1							132 A	Loyola Marymount	3 0
21 N	Michigan	2 3							195 A	Portland	3 2
22 H	Miami (FL)	1 3							195 H	Portland	3 0
24 H	San Diego	3 0							200 A	Gonzaga	3 1
									200 H	Gonzaga	3 0
			LAST 10 GAMES								
			116 H	Santa Clara	3 0	80 A	San Francisco	3 1			
			195 H	Portland	3 0	116 A	Santa Clara	3 1			
			200 H	Gonzaga	3 0	47 H	BYU	3 1			
			24 H	San Diego	3 0	132 A	Loyola Marymount	3 0			
			47 A	BYU	3 1	61 H	St. Mary's (CA)	3 2			

Non-Div. I Games:

Pepperdine

Average RPI Win:		106	WON-LOST RECORD		WINNING PCT. RANK		LAST 10 GAMES		STRENGTH OF SCHEDULE		OPP. STRENGTH OF SCHEDULE		TEAM RPI		ADJ RPI		CONF. RPI		ADJ CONF. RPI		
DIV. I ONLY			19- 5		.79167 27		8- 2		30		13		17		.6564 17		4		4		
DIV. I NON-CONF.			7- 2		.77778 48		0- 0		23		10		18		.66734 17		4		4		
TOTALS		RPI 1-25		RPI 26-50		W-L RECORDS		RPI 51-100		RPI 101-150		RPI 150+									
19- 5		3- 5		1- 0		OVERALL		3- 0		9- 0		3- 0									
12- 2		2- 2		1- 0		HOME		3- 0		3- 0		3- 0									
6- 3		0- 3		0- 0		AWAY		0- 0		6- 0		0- 0									
1- 0		1- 0		0- 0		NEUTRAL		0- 0		0- 0		0- 0									
7- 2		2- 2		1- 0		NON-CONFERENCE		1- 0		0- 0		3- 0									
6- 1		1- 1		1- 0		HOME		1- 0		0- 0		3- 0									
0- 1		0- 1		0- 0		AWAY		0- 0		0- 0		0- 0									
1- 0		1- 0		0- 0		NEUTRAL		0- 0		0- 0		0- 0									
12- 3		1- 3		0- 0		CONFERENCE		2- 0		9- 0		0- 0									
6- 1		1- 1		0- 0		HOME		2- 0		3- 0		0- 0									
6- 2		0- 2		0- 0		AWAY		0- 0		6- 0		0- 0									
0- 0		0- 0		0- 0		NEUTRAL		0- 0		0- 0		0- 0									
RPI	S	Opponent		Score		RPI	S	Opponent		Score		RPI	S	Opponent		Score					
3	H	Iowa St.		2	3	30	H	North Carolina		3	0	56	H	Clemson		3	0				
4	N	Texas		3	2							63	H	Arkansas		3	0				
10	H	Florida St.		3	0							75	H	LSU		3	0				
12	A	Stanford		2	3									103 A Auburn		3	0				
13	A	Kentucky		2	3									108 A Georgia		3	0				
13	H	Kentucky		3	1									110 A South Carolina		3	0				
14	A	Tennessee		1	3									112 A Mississippi St.		3	0				
14	H	Tennessee		2	3									112 H Mississippi St.		3	0				
														120 A Ole Miss		3	0				
														120 H Ole Miss		3	0				
														141 A Alabama		3	0				
														141 H Alabama		3	0				
														163 H Boston College		3	0				
														242 H Jacksonville		3	0				
														283 H Fla. Atlantic		3	0				
LAST 10 GAMES																					
120 H Ole Miss						3	0	110 A South Carolina						3	0						
141 H Alabama						3	0	141 A Alabama						3	0						
13 A Kentucky						2	3	120 A Ole Miss						3	0						
14 A Tennessee						1	3	75 H LSU						3	0						
112 H Mississippi St.						3	0	63 H Arkansas						3	0						

Non-Div. I Games:

Florida

Average RPI Win:	122	WON-LOST RECORD	WINNING PCT. RANK	LAST 10 GAMES	STRENGTH OF SCHEDULE	OPP. STRENGTH OF SCHEDULE	TEAM RPI	ADJ RPI	CONF. RPI	ADJ CONF. RPI	
DIV. I ONLY		20- 8	.71429	53	8- 2	39	20	.65107	18	11	12
DIV. I NON-CONF.		10- 6	.625	105	2- 0	13	9	.68422	9	11	11
<hr/>											
TOTALS	RPI 1-25	RPI 26-50		W-L RECORDS		RPI 51-100		RPI 101-150		RPI 150+	
20- 8	3- 6	1- 1		OVERALL		4- 1		5- 0		7- 0	
9- 0	1- 0	1- 0		HOME		1- 0		2- 0		4- 0	
6- 5	1- 3	0- 1		AWAY		1- 1		1- 0		3- 0	
5- 3	1- 3	0- 0		NEUTRAL		2- 0		2- 0		0- 0	
<hr/>											
10- 6	3- 6	0- 0		NON-CONFERENCE		3- 0		2- 0		2- 0	
3- 0	1- 0	0- 0		HOME		1- 0		0- 0		1- 0	
2- 3	1- 3	0- 0		AWAY		0- 0		0- 0		1- 0	
5- 3	1- 3	0- 0		NEUTRAL		2- 0		2- 0		0- 0	
<hr/>											
10- 2	0- 0	1- 1		CONFERENCE		1- 1		3- 0		5- 0	
6- 0	0- 0	1- 0		HOME		0- 0		2- 0		3- 0	
4- 2	0- 0	0- 1		AWAY		1- 1		1- 0		2- 0	
0- 0	0- 0	0- 0		NEUTRAL		0- 0		0- 0		0- 0	
<hr/>											
RPI S	Opponent	Score		RPI S	Opponent	Score		RPI S	Opponent	Score	
1 A	Illinois	0	3	37 A	Louisville	0	3	55 A	Notre Dame	3	1
3 N	Iowa St.	1	3	40 H	Marquette	3	1	64 N	Rice	3	2
5 N	UNI	1	3					70 H	Xavier	3	1
6 N	Purdue	0	3					84 N	Pacific	3	0
8 A	Hawaii	0	3					97 A	Seton Hall	0	3
13 A	Kentucky	3	0								
19 A	Northern Ill.	0	3								
23 N	Oklahoma	3	1								
25 H	Western Ky.	3	2								
<hr/>											
LAST 10 GAMES											
114 H Syracuse				3	0	137 H Pittsburgh				3	0
40 H Marquette				3	1	25 H Western Ky.				3	2
150 A South Fla.				3	1	37 A Louisville				0	3
70 H Xavier				3	1	97 A Seton Hall				0	3
168 H West Virginia				3	0	248 A Rutgers				3	1

Non-Div. I Games:

Cincinnati

Average RPI Win:	127	WON-LOST RECORD	WINNING PCT. RANK	LAST 10 GAMES	STRENGTH OF SCHEDULE	OPP. STRENGTH OF SCHEDULE	TEAM RPI	ADJ RPI	CONF. RPI	ADJ CONF. RPI		
DIV. I ONLY		23- 5	.82143	20	10- 0	39	52	18	.65096	19	7	7
DIV. I NON-CONF.		11- 3	.78571	44	0- 0	37	29	23	.64829	23	9	10
<hr/>												
TOTALS	RPI 1-25	RPI 26-50		W-L RECORDS		RPI 51-100		RPI 101-150		RPI 150+		
23- 5	1- 3	3- 1		OVERALL		4- 1		7- 0		8- 0		
11- 3	1- 2	2- 0		HOME		1- 1		4- 0		3- 0		
10- 1	0- 0	0- 1		AWAY		3- 0		3- 0		4- 0		
2- 1	0- 1	1- 0		NEUTRAL		0- 0		0- 0		1- 0		
<hr/>												
11- 3	1- 3	1- 0		NON-CONFERENCE		2- 0		3- 0		4- 0		
4- 2	1- 2	0- 0		HOME		0- 0		2- 0		1- 0		
5- 0	0- 0	0- 0		AWAY		2- 0		1- 0		2- 0		
2- 1	0- 1	1- 0		NEUTRAL		0- 0		0- 0		1- 0		
<hr/>												
12- 2	0- 0	2- 1		CONFERENCE		2- 1		4- 0		4- 0		
7- 1	0- 0	2- 0		HOME		1- 1		2- 0		2- 0		
5- 1	0- 0	0- 1		AWAY		1- 0		2- 0		2- 0		
0- 0	0- 0	0- 0		NEUTRAL		0- 0		0- 0		0- 0		
<hr/>												
RPI S	Opponent	Score		RPI S	Opponent	Score		RPI S	Opponent	Score		
3 H	Iowa St.	1	3	26 H	Western Mich.	3	0	52 H	Ohio	3	0	
5 H	UNI	0	3	34 A	Ball St.	2	3	53 A	Creighton	3	0	
18 H	Cincinnati	3	0	34 H	Ball St.	3	0	62 A	Milwaukee	3	0	
20 N	Texas A&M	1	3	40 N	Marquette	3	1	67 A	Eastern Mich.	3	1	
								67 H	Eastern Mich.	1	3	

Non-Div. I Games:

Northern Ill.

Average RPI Win:		94	WON-LOST RECORD		WINNING PCT. RANK		LAST 10 GAMES		STRENGTH OF SCHEDULE		OPP. STRENGTH OF SCHEDULE		TEAM RPI		ADJ RPI		CONF. RPI		ADJ CONF. RPI	
DIV. I ONLY			18- 6		.75 36		7- 3		23		12		19		.64984 20		1		1	
DIV. I NON-CONF.			11- 2		.84615 26		0- 0		79		41		29		.6303 28		2		2	
TOTALS		RPI 1-25		RPI 26-50		W-L RECORDS		RPI 51-100		RPI 101-150		RPI 150+								
18- 6		2- 3		4- 2		OVERALL		5- 1		4- 0		3- 0								
9- 1		1- 1		3- 0		HOME		4- 0		1- 0		0- 0								
4- 4		0- 2		1- 2		AWAY		1- 0		1- 0		1- 0								
5- 1		1- 0		0- 0		NEUTRAL		0- 1		2- 0		2- 0								
11- 2		1- 1		0- 0		NON-CONFERENCE		3- 1		4- 0		3- 0								
4- 0		0- 0		0- 0		HOME		3- 0		1- 0		0- 0								
2- 1		0- 1		0- 0		AWAY		0- 0		1- 0		1- 0								
5- 1		1- 0		0- 0		NEUTRAL		0- 1		2- 0		2- 0								
7- 4		1- 2		4- 2		CONFERENCE		2- 0		0- 0		0- 0								
5- 1		1- 1		3- 0		HOME		1- 0		0- 0		0- 0								
2- 3		0- 1		1- 2		AWAY		1- 0		0- 0		0- 0								
0- 0		0- 0		0- 0		NEUTRAL		0- 0		0- 0		0- 0								
RPI	S	Opponent		Score		RPI	S	Opponent		Score		RPI	S	Opponent		Score				
3	H	Iowa St.		1	3	28	A	Kansas St.		2	3	53	H	Creighton		3	1			
4	A	Texas		0	3	28	H	Kansas St.		3	0	53	H	Creighton		3	0			
19	N	Northern Ill.		3	1	29	A	Missouri		1	3	70	N	Xavier		2	3			
21	A	Michigan		0	3	42	H	Baylor		3	2	81	H	UTSA		3	0			
23	H	Oklahoma		3	2	45	A	Kansas		3	2	87	A	Texas Tech		3	2			
						45	H	Kansas		3	1	87	H	Texas Tech		3	0			
								LAST 10 GAMES												
						28	A	Kansas St.		2	3	23	H	Oklahoma		3	2			
						87	H	Texas Tech		3	0	45	A	Kansas		3	2			
						45	H	Kansas		3	1	4	A	Texas		0	3			
						3	H	Iowa St.		1	3	28	H	Kansas St.		3	0			
						87	A	Texas Tech		3	2	42	H	Baylor		3	2			

Non-Div. I Games:

Texas A&M

Average RPI Win:	95	WON-LOST RECORD	WINNING PCT. RANK	LAST 10 GAMES	STRENGTH OF SCHEDULE	OPP. STRENGTH OF SCHEDULE	TEAM RPI	ADJ RPI	CONF. RPI	ADJ CONF. RPI			
DIV. I ONLY		17- 9	.65385	93	3- 7	6	8	21	.64731	21	2	2	
DIV. I NON-CONF.		12- 0	1	1	0- 0	13	26	5	.7286	6	1	1	
<hr/>													
TOTALS	RPI 1-25	RPI 26-50		W-L RECORDS		RPI 51-100		RPI 101-150		RPI 150+			
17- 9	3- 7	1- 1		OVERALL		4- 1		8- 0		1- 0			
5- 4	1- 3	0- 0		HOME		1- 1		3- 0		0- 0			
7- 5	0- 4	1- 1		AWAY		3- 0		3- 0		0- 0			
5- 0	2- 0	0- 0		NEUTRAL		0- 0		2- 0		1- 0			
<hr/>													
12- 0	3- 0	1- 0		NON-CONFERENCE		3- 0		4- 0		1- 0			
3- 0	1- 0	0- 0		HOME		1- 0		1- 0		0- 0			
4- 0	0- 0	1- 0		AWAY		2- 0		1- 0		0- 0			
5- 0	2- 0	0- 0		NEUTRAL		0- 0		2- 0		1- 0			
<hr/>													
5- 9	0- 7	0- 1		CONFERENCE		1- 1		4- 0		0- 0			
2- 4	0- 3	0- 0		HOME		0- 1		2- 0		0- 0			
3- 5	0- 4	0- 1		AWAY		1- 0		2- 0		0- 0			
0- 0	0- 0	0- 0		NEUTRAL		0- 0		0- 0		0- 0			
<hr/>													
RPI S	Opponent	Score	RPI S	Opponent	Score	RPI S	Opponent	Score	RPI S	Opponent	Score		
1 A	Illinois	1 3	35 A	Michigan St.	1 3	51 H	Wisconsin	1 3	102 N	Cal Poly	3 0		
2 A	Nebraska	1 3	36 A	Dayton	3 0	70 H	Xavier	3 1	116 N	Santa Clara	3 1		
2 H	Nebraska	0 3				82 A	Northwestern	3 2	124 A	Utah Valley	3 0		
6 A	Purdue	0 3				94 A	Morehead St.	3 1	127 A	Iowa	3 2		
6 H	Purdue	2 3				94 A	Morehead St.	3 0	127 H	Iowa	3 0		
9 H	Minnesota	2 3							133 H	Toledo	3 1		
10 N	Florida St.	3 0							140 A	Indiana	3 0		
15 A	Penn St.	0 3							140 H	Indiana	3 0		
16 N	Pepperdine	3 2							186 N	Marshall	3 0		
20 H	Texas A&M	3 0											
<hr/>													
LAST 10 GAMES													
127 A Iowa						3	2	35 A Michigan St.				1	3
2 A Nebraska						1	3	82 A Northwestern				3	2
140 H Indiana						3	0	1 A Illinois				1	3
6 H Purdue						2	3	51 H Wisconsin				1	3
15 A Penn St.						0	3	9 H Minnesota				2	3

Non-Div. I Games:

Michigan

Average RPI Win:		118	WON-LOST RECORD		WINNING PCT. RANK		LAST 10 GAMES		STRENGTH OF SCHEDULE		OPP. STRENGTH OF SCHEDULE		TEAM RPI	ADJ RPI		CONF. RPI	ADJ CONF. RPI	
DIV. I ONLY			21- 3		.875 11		8- 2		78		41		22	.64393 22		5	5	
DIV. I NON-CONF.			9- 0		1 1		0- 0		88		52		16	.66623 18		5	5	
TOTALS		RPI 1-25		RPI 26-50		W-L RECORDS		RPI 51-100		RPI 101-150		RPI 150+						
21- 3		2- 1		2- 1		OVERALL		5- 1		5- 0		7- 0						
10- 1		1- 0		2- 0		HOME		2- 1		2- 0		3- 0						
7- 2		1- 1		0- 1		AWAY		2- 0		2- 0		2- 0						
4- 0		0- 0		0- 0		NEUTRAL		1- 0		1- 0		2- 0						
9- 0		2- 0		0- 0		NON-CONFERENCE		2- 0		2- 0		3- 0						
3- 0		1- 0		0- 0		HOME		0- 0		1- 0		1- 0						
2- 0		1- 0		0- 0		AWAY		1- 0		0- 0		0- 0						
4- 0		0- 0		0- 0		NEUTRAL		1- 0		1- 0		2- 0						
12- 3		0- 1		2- 1		CONFERENCE		3- 1		3- 0		4- 0						
7- 1		0- 0		2- 0		HOME		2- 1		1- 0		2- 0						
5- 2		0- 1		0- 1		AWAY		1- 0		2- 0		2- 0						
0- 0		0- 0		0- 0		NEUTRAL		0- 0		0- 0		0- 0						
RPI	S	Opponent		Score		RPI	S	Opponent		Score		RPI	S	Opponent		Score		
10	A	Florida St.		0	3	30	A	North Carolina		2	3	56	H	Clemson		3	0	
16	A	Pepperdine		3	1	30	H	North Carolina		3	1	58	N	UC Santa Barbara		3	0	
23	H	Oklahoma		3	1	46	H	Duke		3	0	65	H	Georgia Tech		1	3	
												75	A	LSU		3	2	
												77	A	Virginia Tech		3	0	
												77	H	Virginia Tech		3	0	
														103 H Auburn		3	0	
														108 N Georgia		3	0	
														118 A North Carolina St.		3	2	
														118 H North Carolina St.		3	0	
														136 A Maryland		3	1	
														162 A Virginia		3	0	
														162 H Virginia		3	0	
														163 A Boston College		3	1	
														183 H Wake Forest		3	0	
														231 N La.-Lafayette		3	0	
														263 N Jacksonville St.		3	0	
														264 H Florida A&M		3	0	
LAST 10 GAMES																		
						118	H	North Carolina St.		3	0	163	A	Boston College		3	1	
						30	H	North Carolina		3	1	65	H	Georgia Tech		1	3	
						77	H	Virginia Tech		3	0	56	H	Clemson		3	0	
						162	H	Virginia		3	0	30	A	North Carolina		2	3	
						136	A	Maryland		3	1	118	A	North Carolina St.		3	2	

Non-Div. I Games:

Miami (FL)

Average RPI Win:	118	WON-LOST	WINNING	LAST 10	STRENGTH OF	OPP. STRENGTH	TEAM	ADJ	CONF.	ADJ CONF.			
Average RPI Loss:	20	RECORD	PCT. RANK	GAMES	SCHEDULE	OF SCHEDULE	RPI	RPI	RPI	RPI			
DIV. I ONLY	19- 7	.73077	43	6- 4	18	36	25	.64183	23	1	1		
DIV. I NON-CONF.	13- 3	.8125	37	0- 0	78	113	38	.61372	36	2	2		
<hr/>													
TOTALS	RPI 1-25	RPI 26-50		W-L RECORDS	RPI 51-100		RPI 101-150		RPI 150+				
19- 7	1- 5	6- 2		OVERALL	3- 0		3- 0		6- 0				
13- 1	1- 1	5- 0		HOME	2- 0		1- 0		4- 0				
3- 5	0- 3	1- 2		AWAY	1- 0		0- 0		1- 0				
3- 1	0- 1	0- 0		NEUTRAL	0- 0		2- 0		1- 0				
<hr/>													
13- 3	0- 2	2- 1		NON-CONFERENCE	2- 0		3- 0		6- 0				
9- 0	0- 0	2- 0		HOME	2- 0		1- 0		4- 0				
1- 2	0- 1	0- 1		AWAY	0- 0		0- 0		1- 0				
3- 1	0- 1	0- 0		NEUTRAL	0- 0		2- 0		1- 0				
<hr/>													
6- 4	1- 3	4- 1		CONFERENCE	1- 0		0- 0		0- 0				
4- 1	1- 1	3- 0		HOME	0- 0		0- 0		0- 0				
2- 3	0- 2	1- 1		AWAY	1- 0		0- 0		0- 0				
0- 0	0- 0	0- 0		NEUTRAL	0- 0		0- 0		0- 0				
<hr/>													
RPI S	Opponent	Score	RPI S	Opponent	Score	RPI S	Opponent	Score	RPI S	Opponent	Score		
3 A	Iowa St.	1 3	28 H	Kansas St.	3 1	63 H	Arkansas	3 1	103 N	Auburn	3 0		
3 H	Iowa St.	1 3	29 A	Missouri	0 3	71 H	Oral Roberts	3 0	121 H	SMU	3 0		
4 H	Texas	3 2	29 H	Missouri	3 2	87 A	Texas Tech	3 2	135 N	Sam Houston St.	3 0		
18 N	Cincinnati	1 3	31 H	Colorado St.	3 0				157 A	North Texas	3 0		
20 A	Texas A&M	2 3	38 H	Missouri St.	3 1				158 H	Boise St.	3 2		
22 A	Miami (FL)	1 3	42 A	Baylor	3 1				223 H	UALR	3 0		
			45 H	Kansas	3 2				264 N	Florida A&M	3 0		
			48 A	Wichita St.	2 3				316 H	Ark.-Pine Bluff	3 0		
									321 H	Texas Southern	3 0		
<hr/>													
LAST 10 GAMES													
3 H Iowa St.						1 3	3 A Iowa St.						1 3
29 A Missouri						0 3	29 H Missouri						3 2
28 H Kansas St.						3 1	87 A Texas Tech						3 2
45 H Kansas						3 2	4 H Texas						3 2
20 A Texas A&M						2 3	42 A Baylor						3 1

Non-Div. I Games:

Oklahoma

Average RPI Win:	114	WON-LOST	WINNING	LAST 10	STRENGTH OF	OPP. STRENGTH	TEAM	ADJ	CONF.	ADJ CONF.	
Average RPI Loss:	52	RECORD	PCT. RANK	GAMES	SCHEDULE	OF SCHEDULE	RPI	RPI	RPI	RPI	
DIV. I ONLY	25- 3	.89286	5	8- 2	98	44	24	.63915	24	6	6
DIV. I NON-CONF.	15- 0	1	1	1- 0	72	32	12	.67327	13	6	6
<hr/>											
TOTALS	RPI 1-25	RPI 26-50		W-L RECORDS	RPI 51-100		RPI 101-150		RPI 150+		
25- 3	0- 1	5- 0		OVERALL	5- 2		8- 0		7- 0		
13- 1	0- 0	2- 0		HOME	4- 1		4- 0		3- 0		
8- 2	0- 1	3- 0		AWAY	1- 1		1- 0		3- 0		
4- 0	0- 0	0- 0		NEUTRAL	0- 0		3- 0		1- 0		
<hr/>											
15- 0	0- 0	3- 0		NON-CONFERENCE	3- 0		6- 0		3- 0		
8- 0	0- 0	1- 0		HOME	3- 0		3- 0		1- 0		
3- 0	0- 0	2- 0		AWAY	0- 0		0- 0		1- 0		
4- 0	0- 0	0- 0		NEUTRAL	0- 0		3- 0		1- 0		
<hr/>											
10- 3	0- 1	2- 0		CONFERENCE	2- 2		2- 0		4- 0		
5- 1	0- 0	1- 0		HOME	1- 1		1- 0		2- 0		
5- 2	0- 1	1- 0		AWAY	1- 1		1- 0		2- 0		
0- 0	0- 0	0- 0		NEUTRAL	0- 0		0- 0		0- 0		
<hr/>											
RPI S	Opponent	Score	RPI S	Opponent	Score	RPI S	Opponent	Score	RPI S	Opponent	Score
16 A	Pepperdine	0 3	30 A	North Carolina	3 0	58 H	UC Santa Barbara	3 0	102 N	Cal Poly	3 2
			38 H	Missouri St.	3 0	61 A	St. Mary's (CA)	3 2	104 H	George Washington	3 0
			46 A	Duke	3 1	61 H	St. Mary's (CA)	2 3	116 A	Santa Clara	3 2
			47 A	BYU	3 1	68 H	Northeastern	3 0	126 N	Ga. Southern	3 1
			47 H	BYU	3 0	80 A	San Francisco	0 3	131 N	Arizona St.	3 0
						80 H	San Francisco	3 1	132 H	Loyola Marymount	3 1
						92 H	San Diego St.	3 2	139 H	UC Irvine	3 0
									140 H	Indiana	3 0
									154 A	Fresno St.	3 0
									175 N	Long Island	3 0
									180 H	UC Riverside	3 0
									195 A	Portland	3 0
									195 H	Portland	3 0
									200 A	Gonzaga	3 1
									200 H	Gonzaga	3 1
<hr/>											
LAST 10 GAMES											
			195 A	Portland	3 0	47 A	BYU	3 1			
			200 A	Gonzaga	3 1	92 H	San Diego St.	3 2			
			80 H	San Francisco	3 1	132 H	Loyola Marymount	3 1			
			61 H	St. Mary's (CA)	2 3	61 A	St. Mary's (CA)	3 2			
			16 A	Pepperdine	0 3	200 H	Gonzaga	3 1			

Non-Div. I Games:

San Diego

[illegible]

Non-Div. I Games:

Western Ky.

Average RPI Win:	133	WON-LOST RECORD	WINNING PCT. RANK	LAST 10 GAMES	STRENGTH OF SCHEDULE	OPP. STRENGTH OF SCHEDULE	TEAM RPI	ADJ RPI	CONF. RPI	ADJ CONF. RPI		
DIV. I ONLY		23- 5	.82143	20	10- 0	58	81	27	.63293	26	7	7
DIV. I NON-CONF.		11- 3	.78571	44	1- 0	66	80	37	.61287	37	9	10
<hr/>												
TOTALS	RPI 1-25	RPI 26-50		W-L RECORDS		RPI 51-100		RPI 101-150		RPI 150+		
23- 5	0- 1	2- 2		OVERALL		7- 2		6- 0		8- 0		
11- 1	0- 0	2- 1		HOME		4- 0		3- 0		2- 0		
7- 3	0- 1	0- 1		AWAY		2- 1		2- 0		3- 0		
5- 1	0- 0	0- 0		NEUTRAL		1- 1		1- 0		3- 0		
11- 3	0- 0	1- 1		NON-CONFERENCE		4- 2		1- 0		5- 0		
4- 1	0- 0	1- 1		HOME		2- 0		0- 0		1- 0		
2- 1	0- 0	0- 0		AWAY		1- 1		0- 0		1- 0		
5- 1	0- 0	0- 0		NEUTRAL		1- 1		1- 0		3- 0		
12- 2	0- 1	1- 1		CONFERENCE		3- 0		5- 0		3- 0		
7- 0	0- 0	1- 0		HOME		2- 0		3- 0		1- 0		
5- 2	0- 1	0- 1		AWAY		1- 0		2- 0		2- 0		
0- 0	0- 0	0- 0		NEUTRAL		0- 0		0- 0		0- 0		
<hr/>												
RPI S	Opponent	Score	RPI S	Opponent	Score	RPI S	Opponent	Score	RPI S	Opponent	Score	
19 A	Northern Ill.	0 3	30 H	North Carolina	0 3	51 A	Wisconsin	1 3	106 A	Central Mich.	3 1	
			34 A	Ball St.	1 3	52 H	Ohio	3 0	106 H	Central Mich.	3 1	
			34 H	Ball St.	3 2	55 N	Notre Dame	1 3	130 H	Bowling Green	3 1	
			40 H	Marquette	3 1	62 H	Milwaukee	3 0	133 A	Toledo	3 0	
						67 A	Eastern Mich.	3 1	133 H	Toledo	3 2	
						67 H	Eastern Mich.	3 1	150 N	South Fla.	3 1	
						86 N	Appalachian St.	3 1	156 H	Liberty	3 0	
						94 A	Morehead St.	3 2	162 A	Virginia	3 1	
						97 H	Seton Hall	3 1	203 A	Buffalo	3 0	
									214 H	Kent St.	3 0	
									217 N	George Mason	3 0	
									226 A	Akron	3 0	
									232 N	Western Caro.	3 0	
									291 N	S.C. Upstate	3 0	
<hr/>												
LAST 10 GAMES												
133 H Toledo						3	2	52 H Ohio	3	0		
34 H Ball St.						3	2	40 H Marquette	3	1		
67 A Eastern Mich.						3	1	226 A Akron	3	0		
106 A Central Mich.						3	1	203 A Buffalo	3	0		
214 H Kent St.						3	0	130 H Bowling Green	3	1		

Non-Div. I Games:

Western Mich.

Average RPI Win: 102		WON-LOST	WINNING	LAST 10	STRENGTH OF		OPP. STRENGTH	TEAM	ADJ	CONF.	ADJ CONF.
Average RPI Loss: 30		RECORD	PCT. RANK	GAMES	SCHEDULE		OF SCHEDULE	RPI	RPI	RPI	RPI
DIV. I ONLY		17-8	.68	75	5-5		17	18	28	.63243	28
DIV. I NON-CONF.		11-3	.78571	44	0-0		91	53	40	.60723	41
TOTALS		RPI 1-25	RPI 26-50		W-L RECORDS		RPI 51-100		RPI 101-150		RPI 150+
17-8		1-4	5-3		OVERALL		3-1		4-0		4-0
7-3		1-2	2-1		HOME		1-0		2-0		1-0
5-4		0-2	3-1		AWAY		2-1		0-0		0-0
5-1		0-0	0-1		NEUTRAL		0-0		2-0		3-0
11-3		0-0	1-2		NON-CONFERENCE		2-1		4-0		4-0
4-1		0-0	0-1		HOME		1-0		2-0		1-0
2-1		0-0	1-0		AWAY		1-1		0-0		0-0
5-1		0-0	0-1		NEUTRAL		0-0		2-0		3-0
6-5		1-4	4-1		CONFERENCE		1-0		0-0		0-0
3-2		1-2	2-0		HOME		0-0		0-0		0-0
3-3		0-2	2-1		AWAY		1-0		0-0		0-0
0-0		0-0	0-0		NEUTRAL		0-0		0-0		0-0
RPI S	Opponent	Score	RPI S	Opponent	Score	RPI S	Opponent	Score	RPI S	Opponent	Score
3	H Iowa St.	0 3	29	A Missouri	3 2	53	H Creighton	3 2	105	H Idaho	3 0
4	H Texas	0 3	29	H Missouri	3 2	61	A St. Mary's (CA)	3 1	124	N Utah Valley	3 0
20	A Texas A&M	0 3	37	N Louisville	0 3	65	A Georgia Tech	1 3	126	H Ga. Southern	3 0
20	H Texas A&M	3 2	38	A Missouri St.	3 2	87	A Texas Tech	3 0	146	N South Dakota St.	3 0
23	A Oklahoma	1 3	42	A Baylor	2 3				151	N Sacramento St.	3 1
			42	H Baylor	3 0				182	H Drake	3 2
			45	A Kansas	3 1				184	N Hofstra	3 1
			47	H BYU	0 3				306	N Tennessee Tech	3 0
LAST 10 GAMES											
20	H Texas A&M	3 2	4	H Texas	0 3						
42	A Baylor	2 3	87	A Texas Tech	3 0						
29	H Missouri	3 2	3	H Iowa St.	0 3						
23	A Oklahoma	1 3	20	A Texas A&M	0 3						
45	A Kansas	3 1	29	A Missouri	3 2						

Non-Div. I Games:

Kansas St.

Average RPI Win:	120	WON-LOST RECORD	WINNING PCT. RANK	LAST 10 GAMES	STRENGTH OF SCHEDULE	OPP. STRENGTH OF SCHEDULE	TEAM RPI	ADJ RPI	CONF. RPI	ADJ CONF. RPI		
DIV. I ONLY		20- 9	.68966	70	6- 4	19	37	31	.63092	29	1	1
DIV. I NON-CONF.		14- 3	.82353	32	1- 0	61	119	32	.62005	32	2	2
<hr/>												
TOTALS	RPI 1-25	RPI 26-50		W-L RECORDS		RPI 51-100		RPI 101-150		RPI 150+		
20- 9	2- 4	4- 4		OVERALL		3- 1		3- 0		8- 0		
10- 1	2- 0	3- 1		HOME		1- 0		0- 0		4- 0		
3- 6	0- 3	1- 3		AWAY		0- 0		1- 0		1- 0		
7- 2	0- 1	0- 0		NEUTRAL		2- 1		2- 0		3- 0		
<hr/>												
14- 3	0- 1	1- 1		NON-CONFERENCE		2- 1		3- 0		8- 0		
5- 0	0- 0	1- 0		HOME		0- 0		0- 0		4- 0		
2- 1	0- 0	0- 1		AWAY		0- 0		1- 0		1- 0		
7- 2	0- 1	0- 0		NEUTRAL		2- 1		2- 0		3- 0		
<hr/>												
6- 6	2- 3	3- 3		CONFERENCE		1- 0		0- 0		0- 0		
5- 1	2- 0	2- 1		HOME		1- 0		0- 0		0- 0		
1- 5	0- 3	1- 2		AWAY		0- 0		0- 0		0- 0		
0- 0	0- 0	0- 0		NEUTRAL		0- 0		0- 0		0- 0		
<hr/>												
RPI	S	Opponent	Score	RPI	S	Opponent	Score	RPI	S	Opponent	Score	
3	A	Iowa St.	0 3	28	A	Kansas St.	2 3	81	N	UTSA	3 2	
4	A	Texas	0 3	28	H	Kansas St.	2 3	87	H	Texas Tech	3 1	
20	H	Texas A&M	3 1	42	A	Baylor	2 3	89	N	FIU	3 0	
23	A	Oklahoma	2 3	42	H	Baylor	3 1	91	N	UC Davis	1 3	
23	H	Oklahoma	3 0	44	H	North Dakota St.	3 0					
25	N	Western Ky.	1 3	45	A	Kansas	3 1					
				45	H	Kansas	3 1					
				49	A	Middle Tenn.	1 3					

Non-Div. I Games:

Missouri

Average RPI Win: 114		WON-LOST	WINNING	LAST 10	STRENGTH OF		OPP. STRENGTH	TEAM	ADJ	CONF.	ADJ CONF.				
Average RPI Loss: 22		RECORD	PCT. RANK	GAMES	SCHEDULE		OF SCHEDULE	RPI	RPI	RPI	RPI				
DIV. I ONLY		19- 7	.73077	43	6- 4		40	27	30	.62487	30	5	5		
DIV. I NON-CONF.		8- 3	.72727	61	0- 0		29	27	26	.63386	26	5	5		
<hr/>															
TOTALS		RPI 1-25		RPI 26-50		W-L RECORDS		RPI 51-100		RPI 101-150		RPI 150+			
19- 7		1- 5		1- 2		OVERALL		5- 0		6- 0		6- 0			
10- 3		1- 2		0- 1		HOME		2- 0		4- 0		3- 0			
6- 4		0- 3		1- 1		AWAY		2- 0		1- 0		2- 0			
3- 0		0- 0		0- 0		NEUTRAL		1- 0		1- 0		1- 0			
8- 3		0- 2		1- 1		NON-CONFERENCE		2- 0		3- 0		2- 0			
4- 2		0- 1		0- 1		HOME		1- 0		2- 0		1- 0			
1- 1		0- 1		1- 0		AWAY		0- 0		0- 0		0- 0			
3- 0		0- 0		0- 0		NEUTRAL		1- 0		1- 0		1- 0			
11- 4		1- 3		0- 1		CONFERENCE		3- 0		3- 0		4- 0			
6- 1		1- 1		0- 0		HOME		1- 0		2- 0		2- 0			
5- 3		0- 2		0- 1		AWAY		2- 0		1- 0		2- 0			
0- 0		0- 0		0- 0		NEUTRAL		0- 0		0- 0		0- 0			
RPI S	Opponent	Score		RPI S	Opponent	Score		RPI S	Opponent	Score		RPI S	Opponent	Score	
10 A	Florida St.	1	3	26 A	Western Mich.	3	0	56 A	Clemson	3	2	103 N	Auburn	3	0
10 H	Florida St.	1	3	27 H	Tulsa	1	3	65 A	Georgia Tech	3	0	118 H	North Carolina St.	3	2
17 A	Florida	0	3	46 A	Duke	0	3	77 H	Virginia Tech	3	0	126 H	Ga. Southern	3	0
22 A	Miami (FL)	1	3					83 H	Saint Louis	3	0	131 H	Arizona St.	3	0
22 H	Miami (FL)	3	2					97 N	Seton Hall	3	0	136 A	Maryland	3	0
24 H	San Diego	0	3									136 H	Maryland	3	0
												156 N	Liberty	3	1
												162 H	Virginia	3	0
												163 A	Boston College	3	0
												163 H	Boston College	3	0
												169 H	Miami (OH)	3	0
												183 A	Wake Forest	3	1
<hr/>															
LAST 10 GAMES															
10 A	Florida St.	1	3	46 A	Duke	0	3								
22 A	Miami (FL)	1	3	162 H	Virginia	3	0								
163 H	Boston College	3	0	77 H	Virginia Tech	3	0								
136 H	Maryland	3	0	22 H	Miami (FL)	3	2								
183 A	Wake Forest	3	1	10 H	Florida St.	1	3								

Non-Div. I Games:

North Carolina

Average RPI Win:		135	WON-LOST RECORD		WINNING PCT. RANK		LAST 10 GAMES		STRENGTH OF SCHEDULE		OPP. STRENGTH OF SCHEDULE		TEAM RPI		ADJ RPI		CONF. RPI		ADJ CONF. RPI	
Average RPI Loss:		79																		
DIV. I ONLY			18- 4		.81818		23		9- 1		62		93		29		.62471		31	
DIV. I NON-CONF.			7- 3		.7		71		1- 0		40		57		36		.615		34	
TOTALS		RPI 1-25		RPI 26-50		W-L RECORDS		RPI 51-100		RPI 101-150		RPI 150+								
18- 4		1- 1		1- 1		OVERALL		7- 1		3- 0		6- 1								
11- 1		1- 0		0- 1		HOME		5- 0		2- 0		3- 0								
5- 3		0- 1		0- 0		AWAY		2- 1		1- 0		2- 1								
2- 0		0- 0		1- 0		NEUTRAL		0- 0		0- 0		1- 0								
7- 3		1- 1		1- 1		NON-CONFERENCE		2- 0		1- 0		2- 1								
4- 1		1- 0		0- 1		HOME		1- 0		1- 0		1- 0								
1- 2		0- 1		0- 0		AWAY		1- 0		0- 0		0- 1								
2- 0		0- 0		1- 0		NEUTRAL		0- 0		0- 0		1- 0								
11- 1		0- 0		0- 0		CONFERENCE		5- 1		2- 0		4- 0								
7- 0		0- 0		0- 0		HOME		4- 0		1- 0		2- 0								
4- 1		0- 0		0- 0		AWAY		1- 1		1- 0		2- 0								
0- 0		0- 0		0- 0		NEUTRAL		0- 0		0- 0		0- 0								
RPI	S	Opponent		Score		RPI	S	Opponent		Score		RPI	S	Opponent		Score				
2	H	Nebraska		3	2	48	H	Wichita St.		1	3	57	H	TCU		3	0			
23	A	Oklahoma		0	3	49	N	Middle Tenn.		3	0	63	A	Arkansas		3	0			
												88	H	Albany (NY)		3	0			
												92	A	San Diego St.		3	1			
												92	H	San Diego St.		3	0			
												93	A	Wyoming		2	3			
												93	H	Wyoming		3	0			
												99	H	New Mexico		3	0			
											</									

Non-Div. I Games:

Colorado St.

Average RPI Win:	131	WON-LOST RECORD	WINNING PCT. RANK	LAST 10 GAMES	STRENGTH OF SCHEDULE	OPP. STRENGTH OF SCHEDULE	TEAM RPI	ADJ RPI	CONF. RPI	ADJ CONF. RPI				
Average RPI Loss:	9													
DIV. I ONLY		23- 4	.85185	12	8- 2	113	24	32	.6244	32	3	3		
DIV. I NON-CONF.		10- 0	1	1	0- 0	242	125	49	.59631	50	3	3		
<hr/>														
TOTALS	RPI 1-25		RPI 26-50		W-L RECORDS		RPI 51-100		RPI 101-150		RPI 150+			
23- 4	1- 4		4- 0		OVERALL		1- 0		7- 0		10- 0			
14- 2	1- 2		2- 0		HOME		1- 0		4- 0		6- 0			
7- 2	0- 2		2- 0		AWAY		0- 0		3- 0		2- 0			
2- 0	0- 0		0- 0		NEUTRAL		0- 0		0- 0		2- 0			
<hr/>														
10- 0	0- 0		0- 0		NON-CONFERENCE		1- 0		1- 0		8- 0			
7- 0	0- 0		0- 0		HOME		1- 0		1- 0		5- 0			
1- 0	0- 0		0- 0		AWAY		0- 0		0- 0		1- 0			
2- 0	0- 0		0- 0		NEUTRAL		0- 0		0- 0		2- 0			
<hr/>														
13- 4	1- 4		4- 0		CONFERENCE		0- 0		6- 0		2- 0			
7- 2	1- 2		2- 0		HOME		0- 0		3- 0		1- 0			
6- 2	0- 2		2- 0		AWAY		0- 0		3- 0		1- 0			
0- 0	0- 0		0- 0		NEUTRAL		0- 0		0- 0		0- 0			
<hr/>														
RPI S	Opponent	Score	RPI S	Opponent	Score	RPI S	Opponent	Score	RPI S	Opponent	Score			
7 A	UCLA	1 3	33 H	Washington	3 1	89 H	FIU	3 0	109 A	Utah	3 2			
7 H	UCLA	1 3	39 A	Oregon	3 0				109 H	Utah	3 0			
11 A	Southern California	0 3	43 A	Arizona	3 0				117 H	Washington St.	3 0			
11 H	Southern California	0 3	43 H	Arizona	3 0				125 H	Georgetown	3 0			
12 H	Stanford	3 1							131 A	Arizona St.	3 0			
									131 H	Arizona St.	3 1			
									134 A	Oregon St.	3 1			
									151 H	Sacramento St.	3 0			
									159 A	Colorado	3 1			
									159 H	Colorado	3 0			
									162 A	Virginia	3 0			
									175 N	Long Island	3 0			
									180 H	UC Riverside	3 0			
									193 H	Fairfield	3 0			
									201 H	Texas-Arlington	3 0			
									249 H	Nevada	3 0			
									280 N	East Carolina	3 0			
<hr/>														
LAST 10 GAMES														
159 A Colorado						3	1	131 A Arizona St.					3	0
109 A Utah						3	2	117 H Washington St.					3	0
11 H Southern California						0	3	33 H Washington					3	1
7 H UCLA						1	3	134 A Oregon St.					3	1
43 A Arizona						3	0	39 A Oregon					3	0

Non-Div. I Games:

California

Average RPI Win: 137		WON-LOST	WINNING	LAST 10	STRENGTH OF		OPP. STRENGTH	TEAM	ADJ	CONF.	ADJ CONF.
Average RPI Loss: 19		RECORD	PCT. RANK	GAMES	SCHEDULE		OF SCHEDULE	RPI	RPI	RPI	RPI
DIV. I ONLY		18-6	.75	36	51		49	33	.62143	33	3
DIV. I NON-CONF.		8-0	1	1	194		228	42	.6042	44	3
TOTALS		RPI 1-25	RPI 26-50		W-L RECORDS		RPI 51-100		RPI 101-150		RPI 150+
18-6		1-4	4-2		OVERALL		0-0		5-0		8-0
9-1		1-1	2-0		HOME		0-0		3-0		3-0
5-5		0-3	2-2		AWAY		0-0		2-0		1-0
4-0		0-0	0-0		NEUTRAL		0-0		0-0		4-0
8-0		0-0	1-0		NON-CONFERENCE		0-0		0-0		7-0
2-0		0-0	0-0		HOME		0-0		0-0		2-0
2-0		0-0	1-0		AWAY		0-0		0-0		1-0
4-0		0-0	0-0		NEUTRAL		0-0		0-0		4-0
10-6		1-4	3-2		CONFERENCE		0-0		5-0		1-0
7-1		1-1	2-0		HOME		0-0		3-0		1-0
3-5		0-3	1-2		AWAY		0-0		2-0		0-0
0-0		0-0	0-0		NEUTRAL		0-0		0-0		0-0
RPI S	Opponent	Score	RPI S	Opponent	Score	RPI S	Opponent	Score	RPI S	Opponent	Score
7 A	UCLA	0 3	32 A	California	1 3	109 H	Utah	3 0	131 A	Arizona St.	3 0
7 H	UCLA	3 0	39 A	Oregon	0 3	131 H	Arizona St.	3 2	134 A	Oregon St.	3 0
11 A	Southern California	0 3	39 H	Oregon	3 0	134 H	Oregon St.	3 0	154 H	Fresno St.	3 0
11 H	Southern California	0 3	43 A	Arizona	3 0	158 N	Boise St.	3 0	159 H	Colorado	3 0
12 A	Stanford	0 3	43 H	Arizona	3 0	194 N	Portland St.	3 0	200 A	Gonzaga	3 0
			50 A	Long Beach St.	3 1	209 N	UMBC	3 0	282 H	Seattle	3 0
						293 N	Prairie View	3 0			
LAST 10 GAMES											
11 A	Southern California	0 3	134 A	Oregon St.	3 0						
7 A	UCLA	0 3	12 A	Stanford	0 3						
43 H	Arizona	3 0	32 A	California	1 3						
131 H	Arizona St.	3 2	109 H	Utah	3 0						
39 A	Oregon	0 3	159 H	Colorado	3 0						














Non-Div. I Games:

Washington

Average RPI Win:	158	WON-LOST RECORD	WINNING PCT. RANK	LAST 10 GAMES	STRENGTH OF SCHEDULE	OPP. STRENGTH OF SCHEDULE	TEAM RPI	ADJ RPI	CONF. RPI	ADJ CONF. RPI		
DIV. I ONLY		22- 5	.81481	24	7- 3	75	95	34	.61807	34	7	7
DIV. I NON-CONF.		11- 2	.84615	26	0- 0	123	130	46	.59858	48	9	10
<hr/>												
TOTALS	RPI 1-25	RPI 26-50		W-L RECORDS		RPI 51-100		RPI 101-150		RPI 150+		
22- 5	1- 2	1- 2		OVERALL		3- 1		5- 0		12- 0		
8- 0	1- 0	1- 0		HOME		1- 0		2- 0		3- 0		
7- 5	0- 2	0- 2		AWAY		1- 1		3- 0		3- 0		
7- 0	0- 0	0- 0		NEUTRAL		1- 0		0- 0		6- 0		
<hr/>												
11- 2	0- 1	0- 1		NON-CONFERENCE		2- 0		1- 0		8- 0		
2- 0	0- 0	0- 0		HOME		1- 0		0- 0		1- 0		
2- 2	0- 1	0- 1		AWAY		0- 0		1- 0		1- 0		
7- 0	0- 0	0- 0		NEUTRAL		1- 0		0- 0		6- 0		
<hr/>												
11- 3	1- 1	1- 1		CONFERENCE		1- 1		4- 0		4- 0		
6- 0	1- 0	1- 0		HOME		0- 0		2- 0		2- 0		
5- 3	0- 1	0- 1		AWAY		1- 1		2- 0		2- 0		
0- 0	0- 0	0- 0		NEUTRAL		0- 0		0- 0		0- 0		
<hr/>												
RPI S	Opponent	Score		RPI S	Opponent	Score		RPI S	Opponent	Score		
6 A	Purdue	1	3	26 A	Western Mich.	2	3	52 A	Ohio	3	1	
19 A	Northern Ill.	0	3	26 H	Western Mich.	3	1	67 A	Eastern Mich.	1	3	
19 H	Northern Ill.	3	2	35 A	Michigan St.	0	3	72 H	IPFW	3	1	
								95 N	Sacred Heart	3	1	

Non-Div. I Games:

Ball St.

Average RPI Win: 140		WON-LOST	WINNING	LAST 10	STRENGTH OF		OPP. STRENGTH	TEAM	ADJ	CONF.	ADJ CONF.
Average RPI Loss: 25		RECORD	PCT. RANK	GAMES	SCHEDULE		OF SCHEDULE	RPI	RPI	RPI	RPI
DIV. I ONLY		18- 8	.69231	65	5- 5		28	38	35	.61508	35
DIV. I NON-CONF.		11- 1	.91667	17	0- 0		83	196	28	.62747	29
TOTALS		RPI 1-25	RPI 26-50		W-L RECORDS		RPI 51-100		RPI 101-150		RPI 150+
18- 8		1- 6	1- 1		OVERALL		4- 0		6- 1		6- 0
10- 3		1- 3	1- 0		HOME		2- 0		4- 0		2- 0
4- 5		0- 3	0- 1		AWAY		2- 0		2- 1		0- 0
4- 0		0- 0	0- 0		NEUTRAL		0- 0		0- 0		4- 0
11- 1		0- 0	1- 0		NON-CONFERENCE		2- 0		2- 1		6- 0
6- 0		0- 0	1- 0		HOME		1- 0		2- 0		2- 0
1- 1		0- 0	0- 0		AWAY		1- 0		0- 1		0- 0
4- 0		0- 0	0- 0		NEUTRAL		0- 0		0- 0		4- 0
7- 7		1- 6	0- 1		CONFERENCE		2- 0		4- 0		0- 0
4- 3		1- 3	0- 0		HOME		1- 0		2- 0		0- 0
3- 4		0- 3	0- 1		AWAY		1- 0		2- 0		0- 0
0- 0		0- 0	0- 0		NEUTRAL		0- 0		0- 0		0- 0
RPI S	Opponent	Score	RPI S	Opponent	Score	RPI S	Opponent	Score	RPI S	Opponent	Score
1 A	Illinois	2 	34 H	Ball St.	3 0	51 H	Wisconsin	3 1	127 A	Iowa	3 0
2 A	Nebraska	0 	41 A	Ohio St.	1 	74 A	UCF	3 0	127 H	Iowa	3 0
2 H	Nebraska	2 				82 A	Northwestern	3 1	128 H	Cleveland St.	3 0
6 A	Purdue	0 				95 H	Sacred Heart	3 0	130 A	Bowling Green	1 
6 H	Purdue	1 							133 H	Toledo	3 0
9 H	Minnesota	0 							140 A	Indiana	3 1
21 H	Michigan	3 1							140 H	Indiana	3 1
									155 H	VCU	3 1
									215 N	North Florida	3 0
									222 N	South Ala.	3 0
									229 H	St. John's (NY)	3 0
									266 N	Canisius	3 0
									274 N	SIU Edwardsville	3 0
LAST 10 GAMES											
	2 A Nebraska	0 	21 H Michigan	3 1							
	127 A Iowa	3 0	1 A Illinois	2 							
	6 H Purdue	1 	82 A Northwestern	3 1							
	140 H Indiana	3 1	9 H Minnesota	0 							
	41 A Ohio St.	1 	51 H Wisconsin	3 1							

Non-Div. I Games:

Michigan St.

Dayton

Dayton

Average RPI Win:		144	WON-LOST RECORD		WINNING PCT. RANK		LAST 10 GAMES		STRENGTH OF SCHEDULE		OPP. STRENGTH OF SCHEDULE		TEAM RPI		ADJ RPI		CONF. RPI		ADJ CONF. RPI	
DIV. I ONLY		19- 7		.73077 43		7- 3		83		46		45		.60839 37		11		12		
DIV. I NON-CONF.		8- 6		.57143 137		0- 2		47		17		65		.58807 61		11		11		
TOTALS		RPI 1-25		RPI 26-50		W-L RECORDS		RPI 51-100		RPI 101-150		RPI 150+								
19- 7		1- 4		3- 0		OVERALL		3- 2		3- 1		9- 0								
9- 2		1- 1		2- 0		HOME		0- 0		2- 1		4- 0								
6- 4		0- 2		0- 0		AWAY		3- 2		1- 0		2- 0								
4- 1		0- 1		1- 0		NEUTRAL		0- 0		0- 0		3- 0								
8- 6		0- 4		2- 0		NON-CONFERENCE		1- 2		1- 0		4- 0								
3- 1		0- 1		1- 0		HOME		0- 0		1- 0		1- 0								
1- 4		0- 2		0- 0		AWAY		1- 2		0- 0		0- 0								
4- 1		0- 1		1- 0		NEUTRAL		0- 0		0- 0		3- 0								
11- 1		1- 0		1- 0		CONFERENCE		2- 0		2- 1		5- 0								
6- 1		1- 0		1- 0		HOME		0- 0		1- 1		3- 0								
5- 0		0- 0		0- 0		AWAY		2- 0		1- 0		2- 0								
0- 0		0- 0		0- 0		NEUTRAL		0- 0		0- 0		0- 0								
RPI	S	Opponent		Score		RPI	S	Opponent		Score		RPI	S	Opponent		Score				
1	A	Illinois		2	3	28	N	Kansas St.		3	0	52	A	Ohio		3	1			
6	N	Purdue		2	3	40	H	Marquette		3	0	55	A	Notre Dame		3	1			
13	A	Kentucky		0	3	48	H	Wichita St.		3	1	65	A	Georgia Tech		2	3			
14	H	Tennessee		0	3							85	A	Lipscomb		1	3			
18	H	Cincinnati		3	0							97	A	Seton Hall		3	0			

Non-Div. I Games:

Louisville

Average RPI Win: 142		WON-LOST	WINNING	LAST 10	STRENGTH OF		OPP. STRENGTH	TEAM	ADJ	CONF.	ADJ CONF.
Average RPI Loss: 40		RECORD	PCT. RANK	GAMES	SCHEDULE		OF SCHEDULE	RPI	RPI	RPI	RPI
DIV. I ONLY		18-7	.72	50	7-3		59	53	37	.60697	38
DIV. I NON-CONF.		7-4	.63636	96	0-0		46	35	53	.59499	53
TOTALS		RPI 1-25	RPI 26-50		W-L RECORDS		RPI 51-100		RPI 101-150		RPI 150+
18-7		0-4	1-2		OVERALL		5-0		3-1		9-0
8-3		0-1	0-2		HOME		2-0		2-0		4-0
6-4		0-3	1-0		AWAY		1-0		0-1		4-0
4-0		0-0	0-0		NEUTRAL		2-0		1-0		1-0
7-4		0-2	0-1		NON-CONFERENCE		2-0		3-1		2-0
3-1		0-0	0-1		HOME		0-0		2-0		1-0
0-3		0-2	0-0		AWAY		0-0		0-1		0-0
4-0		0-0	0-0		NEUTRAL		2-0		1-0		1-0
11-3		0-2	1-1		CONFERENCE		3-0		0-0		7-0
5-2		0-1	0-1		HOME		2-0		0-0		3-0
6-1		0-1	1-0		AWAY		1-0		0-0		4-0
0-0		0-0	0-0		NEUTRAL		0-0		0-0		0-0
RPI S	Opponent	Score	RPI S	Opponent	Score	RPI S	Opponent	Score	RPI S	Opponent	Score
5 A	UNI	0 3	28 H	Kansas St.	2 3	53 A	Creighton	3 1	111 H	Arkansas St.	3 1
5 H	UNI	2 3	48 A	Wichita St.	3 0	53 H	Creighton	3 1	121 N	SMU	3 0
23 A	Oklahoma	1 3	48 H	Wichita St.	1 3	68 N	Northeastern	3 0	146 H	South Dakota St.	3 0
24 A	San Diego	0 3				71 N	Oral Roberts	3 1	148 A	Stephen F. Austin	1 3
						96 H	Illinois St.	3 2	180 N	UC Riverside	3 0
									182 A	Drake	3 1
									182 H	Drake	3 0
									184 H	Hofstra	3 0
									191 A	Evansville	3 1
									210 H	Indiana St.	3 0
									219 A	Southern Ill.	3 0
									221 A	Bradley	3 1
									221 H	Bradley	3 0
LAST 10 GAMES											
			53 A	Creighton	3 1		191 A	Evansville	3 1		
			182 A	Drake	3 1		219 A	Southern Ill.	3 0		
			221 H	Bradley	3 0		182 H	Drake	3 0		
			5 H	UNI	2 3		53 H	Creighton	3 1		
			48 H	Wichita St.	1 3		5 A	UNI	0 3		

Non-Div. I Games:

Missouri St.

Average RPI Win:	117	WON-LOST RECORD	WINNING PCT. RANK	LAST 10 GAMES	STRENGTH OF SCHEDULE	OPP. STRENGTH OF SCHEDULE	TEAM RPI	ADJ RPI	CONF. RPI	ADJ CONF. RPI		
Average RPI Loss:	30											
DIV. I ONLY		17- 7	.70833	57	5- 5	80	10	40	.60694	39	3	3
DIV. I NON-CONF.		7- 1	.875	22	0- 0	80	39	25	.63723	25	3	3
<hr/>												
TOTALS	RPI 1-25	RPI 26-50		W-L RECORDS		RPI 51-100		RPI 101-150		RPI 150+		
17- 7	1- 4	3- 2		OVERALL		1- 0		7- 1		5- 0		
8- 3	0- 1	2- 1		HOME		0- 0		3- 1		3- 0		
8- 3	1- 2	1- 1		AWAY		1- 0		4- 0		1- 0		
1- 1	0- 1	0- 0		NEUTRAL		0- 0		0- 0		1- 0		
<hr/>												
7- 1	1- 1	0- 0		NON-CONFERENCE		1- 0		2- 0		3- 0		
3- 0	0- 0	0- 0		HOME		0- 0		1- 0		2- 0		
3- 0	1- 0	0- 0		AWAY		1- 0		1- 0		0- 0		
1- 1	0- 1	0- 0		NEUTRAL		0- 0		0- 0		1- 0		
<hr/>												
10- 6	0- 3	3- 2		CONFERENCE		0- 0		5- 1		2- 0		
5- 3	0- 1	2- 1		HOME		0- 0		2- 1		1- 0		
5- 3	0- 2	1- 1		AWAY		0- 0		3- 0		1- 0		
0- 0	0- 0	0- 0		NEUTRAL		0- 0		0- 0		0- 0		
<hr/>												
RPI S	Opponent	Score	RPI S	Opponent	Score	RPI S	Opponent	Score	RPI S	Opponent	Score	
7 A	UCLA	1 3	32 H	California	0 3	79 A	Delaware	3 0	102 H	Cal Poly	3 0	
9 N	Minnesota	2 3	33 A	Washington	0 3				109 A	Utah	3 0	
11 A	Southern California	1 3	33 H	Washington	3 0				109 H	Utah	2 3	
12 H	Stanford	1 3	43 A	Arizona	3 0				113 A	American	3 0	
15 A	Penn St.	3 1	43 H	Arizona	3 0				117 A	Washington St.	3 1	
									117 H	Washington St.	3 2	
									131 A	Arizona St.	3 1	
									131 H	Arizona St.	3 1	
									156 N	Liberty	3 0	
									159 A	Colorado	3 0	
									159 H	Colorado	3 0	
									194 H	Portland St.	3 0	
									282 H	Seattle	3 0	
<hr/>												
LAST 10 GAMES												
			43 A	Arizona	3 0	117 H	Washington St.	3 2				
			131 A	Arizona St.	3 1	7 A	UCLA	1 3				
			159 H	Colorado	3 0	11 A	Southern California	1 3				
			109 H	Utah	2 3	12 H	Stanford	1 3				
			33 H	Washington	3 0	32 H	California	0 3				

Non-Div. I Games:

Oregon

Average RPI Win:		141	WON-LOST RECORD		WINNING PCT. RANK		LAST 10 GAMES		STRENGTH OF SCHEDULE		OPP. STRENGTH OF SCHEDULE		TEAM RPI		ADJ RPI		CONF. RPI		ADJ CONF. RPI										
DIV. I ONLY			20- 8		.71429		53		6- 4		57		65		38		.60673		40		11		12						
DIV. I NON-CONF.			10- 6		.625		105		0- 2		35		28		45		.60494		42		11		11						
TOTALS		RPI 1-25		RPI 26-50		W-L RECORDS		RPI 51-100		RPI 101-150		RPI 150+																	
20- 8		0- 4		1- 3		OVERALL		4- 1		7- 0		8- 0																	
9- 1		0- 1		1- 0		HOME		1- 0		3- 0		4- 0																	
9- 5		0- 2		0- 3		AWAY		3- 0		3- 0		3- 0																	
2- 2		0- 1		0- 0		NEUTRAL		0- 1		1- 0		1- 0																	
10- 6		0- 3		1- 2		NON-CONFERENCE		3- 1		2- 0		4- 0																	
4- 1		0- 1		1- 0		HOME		0- 0		0- 0		3- 0																	
4- 3		0- 1		0- 2		AWAY		3- 0		1- 0		0- 0																	
2- 2		0- 1		0- 0		NEUTRAL		0- 1		1- 0		1- 0																	
10- 2		0- 1		0- 1		CONFERENCE		1- 0		5- 0		4- 0																	
5- 0		0- 0		0- 0		HOME		1- 0		3- 0		1- 0																	
5- 2		0- 1		0- 1		AWAY		0- 0		2- 0		3- 0																	
0- 0		0- 0		0- 0		NEUTRAL		0- 0		0- 0		0- 0																	
RPI	S	Opponent		Score		RPI	S	Opponent		Score		RPI	S	Opponent		Score													
5	A	UNI		0	3	26	A	Western Mich.		1	3	53	A	Creighton		3	0	101	H	Villanova		3	0						
9	H	Minnesota		2	3	37	A	Louisville		0	3	62	A	Milwaukee		3	0	106	N	Central Mich.		3	0						
18	A	Cincinnati		1	3	49	A	Middle Tenn.		0	3	83	N	Saint Louis		1	3	114	A	Syracuse		3	1						
19	N	Northern Ill.		1	3	49	H	Middle Tenn.		3	1	95	A	Sacred Heart		3	1	125	H	Georgetown		3	0						
																		97	H	Seton Hall		3	2	127	A	Iowa		3	1
																								137	A	Pittsburgh		3	0
																								150	H	South Fla.		3	1
																								166	A	Connecticut		3	1
																								168	A	West Virginia		3	0
																								176	H	Southern Miss.		3	0
																								185	N	South Dakota		3	1
																								211	H	Green Bay		3	1
																								226	H	Akron		3	0
																								229	A	St. John's (NY)		3	0
																								248	H	Rutgers		3	2

Non-Div. I Games:

Marquette

Average RPI Win: 131		WON-LOST	WINNING	LAST 10	STRENGTH OF		OPP. STRENGTH	TEAM	ADJ		CONF.	ADJ CONF.
Average RPI Loss: 15		RECORD	PCT. RANK	GAMES	SCHEDULE		OF SCHEDULE	RPI	RPI		RPI	RPI
DIV. I ONLY		17- 10	.62963	97	37		9	39	.60544		41	2
DIV. I NON-CONF.		10- 3	.76923	50	108		48	52	.59511		52	1
TOTALS		RPI 1-25	RPI 26-50		W-L RECORDS		RPI 51-100		RPI 101-150		RPI 150+	
17- 10		1- 8	1- 1		OVERALL		3- 1		7- 0		5- 0	
7- 3		1- 2	1- 0		HOME		2- 1		2- 0		1- 0	
5- 5		0- 5	0- 0		AWAY		1- 0		3- 0		1- 0	
5- 2		0- 1	0- 1		NEUTRAL		0- 0		2- 0		3- 0	
10- 3		0- 2	0- 1		NON-CONFERENCE		1- 0		4- 0		5- 0	
3- 0		0- 0	0- 0		HOME		1- 0		1- 0		1- 0	
2- 1		0- 1	0- 0		AWAY		0- 0		1- 0		1- 0	
5- 2		0- 1	0- 1		NEUTRAL		0- 0		2- 0		3- 0	
7- 7		1- 6	1- 0		CONFERENCE		2- 1		3- 0		0- 0	
4- 3		1- 2	1- 0		HOME		1- 1		1- 0		0- 0	
3- 4		0- 4	0- 0		AWAY		1- 0		2- 0		0- 0	
0- 0		0- 0	0- 0		NEUTRAL		0- 0		0- 0		0- 0	
RPI S	Opponent	Score	RPI S	Opponent	Score	RPI S	Opponent	Score	RPI S	Opponent	Score	
1 H	Illinois	0 3	35 H	Michigan St.	3 1	51 A	Wisconsin	3 1	127 A	Iowa	3 1	
2 A	Nebraska	1 3	50 N	Long Beach St.	1 3	51 H	Wisconsin	1 3	127 H	Iowa	3 1	
2 H	Nebraska	1 3				82 H	Northwestern	3 1	129 N	Towson	3 0	
6 A	Purdue	1 3				88 H	Albany (NY)	3 1	133 A	Toledo	3 1	
7 N	UCLA	1 3							136 H	Maryland	3 1	
8 A	Hawaii	0 3							140 A	Indiana	3 1	
9 A	Minnesota	1 3							141 N	Alabama	3 1	
9 H	Minnesota	3 0							168 A	West Virginia	3 0	
15 A	Penn St.	0 3							170 N	Valparaiso	3 0	
									224 N	Penn	3 1	
									226 H	Akron	3 0	
									240 N	New Hampshire	3 0	
LAST 10 GAMES												
	9 A Minnesota	1 3		15 A Penn St.	0 3							
	51 A Wisconsin	3 1		6 A Purdue	1 3							
	127 H Iowa	3 1		140 A Indiana	3 1							
	2 H Nebraska	1 3		82 H Northwestern	3 1							
	35 H Michigan St.	3 1		1 H Illinois	0 3							

Non-Div. I Games:

Ohio St.

Average RPI Win:	133	WON-LOST RECORD	WINNING PCT. RANK	LAST 10 GAMES	STRENGTH OF SCHEDULE	OPP. STRENGTH OF SCHEDULE	TEAM RPI	ADJ RPI	CONF. RPI	ADJ CONF. RPI		
DIV. I ONLY		17- 10	.62963	97	6- 4	35	34	46	.6013	42	1	1
DIV. I NON-CONF.		13- 3	.8125	37	2- 0	102	100	44	.60295	45	2	2
<hr/>												
TOTALS	RPI 1-25	RPI 26-50		W-L RECORDS		RPI 51-100		RPI 101-150		RPI 150+		
17- 10	0- 5	3- 2		OVERALL		4- 2		3- 1		7- 0		
9- 2	0- 2	3- 0		HOME		1- 0		1- 0		4- 0		
3- 7	0- 3	0- 2		AWAY		1- 2		1- 0		1- 0		
5- 1	0- 0	0- 0		NEUTRAL		2- 0		1- 1		2- 0		
13- 3	0- 1	0- 0		NON-CONFERENCE		3- 1		3- 1		7- 0		
5- 0	0- 0	0- 0		HOME		0- 0		1- 0		4- 0		
3- 2	0- 1	0- 0		AWAY		1- 1		1- 0		1- 0		
5- 1	0- 0	0- 0		NEUTRAL		2- 0		1- 1		2- 0		
4- 7	0- 4	3- 2		CONFERENCE		1- 1		0- 0		0- 0		
4- 2	0- 2	3- 0		HOME		1- 0		0- 0		0- 0		
0- 5	0- 2	0- 2		AWAY		0- 1		0- 0		0- 0		
0- 0	0- 0	0- 0		NEUTRAL		0- 0		0- 0		0- 0		
RPI S	Opponent	Score	RPI S	Opponent	Score	RPI S	Opponent	Score	RPI S	Opponent	Score	
3 A	Iowa St.	0 <div>3</div>	28 A	Kansas St.	0 <div>3</div>	57 A	TCU	0 <div>3</div>	107 N	UTEP	3 2	
4 H	Texas	1 <div>3</div>	28 H	Kansas St.	3 2	78 N	Col. of Charleston	3 0	112 N	Mississippi St.	1 <div>3</div>	
6 A	Purdue	0 <div>3</div>	29 A	Missouri	1 <div>3</div>	80 N	San Francisco	3 0	144 H	Northern Colo.	3 2	
20 A	Texas A&M	2 <div>3</div>	29 H	Missouri	3 2	87 A	Texas Tech	2 <div>3</div>	149 A	UNLV	3 2	
23 H	Oklahoma	1 <div>3</div>	45 H	Kansas	3 1	87 H	Texas Tech	3 0	154 N	Fresno St.	3 0	
						90 A	Texas St.	3 2	155 N	VCU	3 0	
									157 H	North Texas	3 0	
									168 H	West Virginia	3 0	
									238 A	Lamar	3 0	
									257 H	McNeese St.	3 0	
									287 H	Tex.-Pan American	3 0	
<hr/>												
LAST 10 GAMES												
29 A	Missouri	1 <div>3</div>	3 A	Iowa St.	0 <div>3</div>							
90 A	Texas St.	3 2	157 H	North Texas	3 0							
28 H	Kansas St.	3 2	29 H	Missouri	3 2							
87 A	Texas Tech	2 <div>3</div>	87 H	Texas Tech	3 0							
4 H	Texas	1 <div>3</div>	45 H	Kansas	3 1							

Non-Div. I Games:

Baylor

Average RPI Win:	145	WON-LOST RECORD	WINNING PCT. RANK	LAST 10 GAMES	STRENGTH OF SCHEDULE	OPP. STRENGTH OF SCHEDULE	TEAM RPI	ADJ RPI	CONF. RPI	ADJ CONF. RPI	
DIV. I ONLY		15- 10	.6 113	5- 5	15	64	43	.60013	43	3 3	
DIV. I NON-CONF.		8- 1	.88889 21	0- 0	77	154	30	.62592	30	3 3	
<hr/>											
TOTALS	RPI 1-25	RPI 26-50		W-L RECORDS	RPI 51-100		RPI 101-150		RPI 150+		
15- 10	1- 4	1- 6		OVERALL	1- 0		5- 0		7- 0		
6- 5	1- 2	0- 3		HOME	0- 0		2- 0		3- 0		
5- 5	0- 2	0- 3		AWAY	0- 0		3- 0		2- 0		
4- 0	0- 0	1- 0		NEUTRAL	1- 0		0- 0		2- 0		
8- 1	0- 1	1- 0		NON-CONFERENCE	1- 0		0- 0		6- 0		
3- 0	0- 0	0- 0		HOME	0- 0		0- 0		3- 0		
1- 1	0- 1	0- 0		AWAY	0- 0		0- 0		1- 0		
4- 0	0- 0	1- 0		NEUTRAL	1- 0		0- 0		2- 0		
7- 9	1- 3	0- 6		CONFERENCE	0- 0		5- 0		1- 0		
3- 5	1- 2	0- 3		HOME	0- 0		2- 0		0- 0		
4- 4	0- 1	0- 3		AWAY	0- 0		3- 0		1- 0		
0- 0	0- 0	0- 0		NEUTRAL	0- 0		0- 0		0- 0		
RPI S	Opponent	Score	RPI S	Opponent	Score	RPI S	Opponent	Score	RPI S	Opponent	Score
7 H	UCLA	3 2	32 A	California	0 3	80 N	San Francisco	3 2	109 A	Utah	3 1
8 A	Hawaii	0 3	32 H	California	0 3				117 A	Washington St.	3 1
11 H	Southern California	0 3	33 A	Washington	0 3				117 H	Washington St.	3 0
12 A	Stanford	1 3	33 H	Washington	0 3				134 A	Oregon St.	3 1
12 H	Stanford	1 3	39 A	Oregon	0 3				134 H	Oregon St.	3 0
			39 H	Oregon	0 3				153 H	Cal St. Fullerton	3 1
			48 N	Wichita St.	3 0				159 A	Colorado	3 0
									191 A	Evansville	3 1
									197 H	Eastern Wash.	3 0
									235 N	Ill.-Chicago	3 0
									241 H	Presbyterian	3 0
									258 N	Southeast Mo. St.	3 0
<hr/>											
LAST 10 GAMES											
39 H Oregon					0 3	12 H Stanford					1 3
134 H Oregon St.					3 0	109 A Utah					3 1
33 A Washington					0 3	159 A Colorado					3 0
117 A Washington St.					3 1	7 H UCLA					3 2
32 H California					0 3	11 H Southern California					0 3

Non-Div. I Games:

Arizona

Average RPI Win:		177	WON-LOST RECORD		WINNING PCT. RANK		LAST 10 GAMES		STRENGTH OF SCHEDULE		OPP. STRENGTH OF SCHEDULE		TEAM RPI		ADJ RPI		CONF. RPI		ADJ CONF. RPI	
DIV. I ONLY			21- 8		.72414 47		7- 2		54		117		42		.59971 44		14		14	
DIV. I NON-CONF.			7- 6		.53846 153		0- 1		26		73		64		.58123 65		14		14	
TOTALS		RPI 1-25		RPI 26-50		W-L RECORDS		RPI 51-100		RPI 101-150		RPI 150+								
21- 8		0- 3		0- 2		OVERALL		3- 3		6- 0		12- 0								
6- 3		0- 2		0- 0		HOME		1- 1		3- 0		2- 0								
9- 5		0- 1		0- 2		AWAY		1- 2		3- 0		5- 0								
6- 0		0- 0		0- 0		NEUTRAL		1- 0		0- 0		5- 0								
7- 6		0- 3		0- 2		NON-CONFERENCE		1- 1		0- 0		6- 0								
0- 2		0- 2		0- 0		HOME		0- 0		0- 0		0- 0								
1- 4		0- 1		0- 2		AWAY		0- 1		0- 0		1- 0								
6- 0		0- 0		0- 0		NEUTRAL		1- 0		0- 0		5- 0								
14- 2		0- 0		0- 0		CONFERENCE		2- 2		6- 0		6- 0								
6- 1		0- 0		0- 0		HOME		1- 1		3- 0		2- 0								
8- 1		0- 0		0- 0		AWAY		1- 1		3- 0		4- 0								
0- 0		0- 0		0- 0		NEUTRAL		0- 0		0- 0		0- 0								
RPI	S	Opponent		Score		RPI	S	Opponent		Score		RPI	S	Opponent		Score				
3	H	Iowa St.		0	3	27	A	Tulsa		0	3	60	A	North Dakota		1	3			
3	H	Iowa St.		2	3	29	A	Missouri		0	3	71	A	Oral Roberts		3	0			
5	A	UNI		2	3							71	H	Oral Roberts		2	3			
												72	A	IPFW		1	3			
												72	H	IPFW		3	1			
												91	N	UC Davis		3	1			
														122		A	IUPUI	3	1	
														122		H	IUPUI	3	2	
														138		A	Oakland	3	0	
														138		H	Oakland	3	0	
														146		A	South Dakota St.	3	0	
														146		H	South Dakota St.	3	1	
														174		N	Idaho St.	3	0	
														179		A	Butler	3	0	
														185		A	South Dakota	3	0	
														201		N	Texas-Arlington	3	0	
														204		N	Tulane	3	0	
														218		A	UMKC	3	1	
														227		A	Southern Utah	3	1	
														227		H	Southern Utah	3	0	
														243		N	Binghamton	3	0	
														252		A	Western Ill.	3	0	
														252		H	Western Ill.	3	0	
														316		N	Ark.-Pine Bluff	3	0	
LAST 10 GAMES																				
227 A Southern Utah						3	1	5 A UNI						2	3					
71 A Oral Roberts						3	0	252 A Western Ill.						3	0					
146 H South Dakota St.						3	1	122 A IUPUI						3	1					
138 H Oakland						3	0	71 H Oral Roberts						2	3					
72 H IPFW						3	1	227 H Southern Utah						3	0					

Non-Div. I Games:	Neb. Omaha	3	0
-------------------	------------	---	---

North Dakota St.

Average RPI Win:	133	WON-LOST RECORD	WINNING PCT. RANK	LAST 10 GAMES	STRENGTH OF SCHEDULE	OPP. STRENGTH OF SCHEDULE	TEAM RPI	ADJ RPI	CONF. RPI	ADJ CONF. RPI	
DIV. I ONLY		12- 12	.5 161	1- 8	7	15	47	.59848 45	1	1	
DIV. I NON-CONF.		11- 1	.91667 17	0- 0	49	86	20	.65916 20	2	2	
<hr/>											
TOTALS	RPI 1-25	RPI 26-50		W-L RECORDS	RPI 51-100		RPI 101-150		RPI 150+		
12- 12	1- 8	0- 4		OVERALL	4- 0		3- 0		4- 0		
4- 5	0- 3	0- 2		HOME	2- 0		2- 0		0- 0		
2- 7	0- 5	0- 2		AWAY	0- 0		1- 0		1- 0		
6- 0	1- 0	0- 0		NEUTRAL	2- 0		0- 0		3- 0		
<hr/>											
11- 1	1- 1	0- 0		NON-CONFERENCE	3- 0		3- 0		4- 0		
3- 0	0- 0	0- 0		HOME	1- 0		2- 0		0- 0		
2- 1	0- 1	0- 0		AWAY	0- 0		1- 0		1- 0		
6- 0	1- 0	0- 0		NEUTRAL	2- 0		0- 0		3- 0		
<hr/>											
1- 11	0- 7	0- 4		CONFERENCE	1- 0		0- 0		0- 0		
1- 5	0- 3	0- 2		HOME	1- 0		0- 0		0- 0		
0- 6	0- 4	0- 2		AWAY	0- 0		0- 0		0- 0		
0- 0	0- 0	0- 0		NEUTRAL	0- 0		0- 0		0- 0		
<hr/>											
RPI S	Opponent	Score	RPI S	Opponent	Score	RPI S	Opponent	Score	RPI S	Opponent	Score
3 A	Iowa St.	0 3	28 H	Kansas St.	1 3	83 N	Saint Louis	3 0	108 A	Georgia	3 0
3 H	Iowa St.	0 3	29 A	Missouri	1 3	86 H	Appalachian St.	3 0	142 H	Belmont	3 1
4 A	Texas	0 3	29 H	Missouri	1 3	87 H	Texas Tech	3 1	146 H	South Dakota St.	3 0
4 H	Texas	2 3	42 A	Baylor	1 3	92 N	San Diego St.	3 1	156 N	Liberty	3 0
5 A	UNI	2 3							170 N	Valparaiso	3 2
9 N	Minnesota	3 2							251 A	DePaul	3 0
20 A	Texas A&M	1 3							264 N	Florida A&M	3 0
20 H	Texas A&M	2 3									
23 A	Oklahoma	2 3									
<hr/>											
LAST 10 GAMES											
4 H	Texas	2 3	28 H	Kansas St.	1 3						
29 H	Missouri	1 3	23 A	Oklahoma	2 3						
20 A	Texas A&M	1 3	29 A	Missouri	1 3						
3 A	Iowa St.	0 3	20 H	Texas A&M	2 3						
87 H	Texas Tech	3 1	42 A	Baylor	1 3						

Non-Div. I Games: Neb. Omaha 3 0

Kansas

D
u
k
e

Duke

Average RPI Win: 123		WON-LOST	WINNING	LAST 10	STRENGTH OF		OPP. STRENGTH	TEAM	ADJ	CONF.	ADJ CONF.
Average RPI Loss: 42		RECORD	PCT. RANK	GAMES	SCHEDULE		OF SCHEDULE	RPI	RPI	RPI	RPI
DIV. I ONLY		19- 7	.73077	43	7- 3		89	30	44	.59641	47
DIV. I NON-CONF.		10- 2	.83333	29	0- 0		140	20	40	.60443	43
TOTALS		RPI 1-25	RPI 26-50		W-L RECORDS		RPI 51-100		RPI 101-150		RPI 150+
19- 7		0- 5	1- 0		OVERALL		5- 1		8- 0		5- 1
6- 4		0- 3	0- 0		HOME		3- 1		2- 0		1- 0
9- 3		0- 2	1- 0		AWAY		1- 0		4- 0		3- 1
4- 0		0- 0	0- 0		NEUTRAL		1- 0		2- 0		1- 0
10- 2		0- 1	1- 0		NON-CONFERENCE		2- 0		4- 0		3- 1
2- 1		0- 1	0- 0		HOME		1- 0		0- 0		1- 0
4- 1		0- 0	1- 0		AWAY		0- 0		2- 0		1- 1
4- 0		0- 0	0- 0		NEUTRAL		1- 0		2- 0		1- 0
9- 5		0- 4	0- 0		CONFERENCE		3- 1		4- 0		2- 0
4- 3		0- 2	0- 0		HOME		2- 1		2- 0		0- 0
5- 2		0- 2	0- 0		AWAY		1- 0		2- 0		2- 0
0- 0		0- 0	0- 0		NEUTRAL		0- 0		0- 0		0- 0
RPI S	Opponent	Score	RPI S	Opponent	Score	RPI S	Opponent	Score	RPI S	Opponent	Score
1 H	Illinois	0 3	28 A	Kansas St.	3 0	58 H	UC Santa Barbara	3 1	105 N	Idaho	3 0
16 A	Pepperdine	1 3				61 H	St. Mary's (CA)	0 3	109 A	Utah	3 0
16 H	Pepperdine	1 3				61 H	St. Mary's (CA)	3 0	116 A	Santa Clara	3 0
24 A	San Diego	0 3				67 N	Eastern Mich.	3 1	116 H	Santa Clara	3 0
24 H	San Diego	1 3				80 A	San Francisco	3 1	119 A	Cal St. Northridge	3 1
						80 H	San Francisco	3 1	126 N	Ga. Southern	3 1
									132 A	Loyola Marymount	3 2
									132 H	Loyola Marymount	3 2
									153 A	Cal St. Fullerton	1 3
									161 A	Utah St.	3 0
									180 N	UC Riverside	3 0
									195 A	Portland	3 1
									200 A	Gonzaga	3 1
									271 H	Weber St.	3 0
			LAST 10 GAMES								
			80 H	San Francisco	3 1	16 H	Pepperdine	1 3			
			132 H	Loyola Marymount	3 2	200 A	Gonzaga	3 1			
			116 A	Santa Clara	3 0	195 A	Portland	3 1			
			80 A	San Francisco	3 1	16 A	Pepperdine	1 3			
			24 H	San Diego	1 3	116 H	Santa Clara	3 0			

Non-Div. I Games: BYU-Hawaii 3 0

BYU

Average RPI Win:	140	WON-LOST	WINNING	LAST 10	STRENGTH OF	OPP. STRENGTH	TEAM	ADJ	CONF.	ADJ CONF.									
Average RPI Loss:	58	RECORD	PCT. RANK	GAMES	SCHEDULE	OF SCHEDULE	RPI	RPI	RPI	RPI									
DIV. I ONLY		14- 9	.6087	107	7- 3	33	57	49	.5947	48	9	9							
DIV. I NON-CONF.		5- 4	.55556	146	0- 0	18	33	47	.60745	40	8	8							
<hr/>																			
TOTALS		RPI 1-25		RPI 26-50		W-L RECORDS		RPI 51-100		RPI 101-150		RPI 150+							
14- 9		1- 3		2- 3		OVERALL		3- 1		1- 1		7- 1							
6- 2		1- 1		0- 1		HOME		2- 0		0- 0		3- 0							
5- 5		0- 2		2- 1		AWAY		0- 1		0- 0		3- 1							
3- 2		0- 0		0- 1		NEUTRAL		1- 0		1- 1		1- 0							
5- 4		1- 1		1- 2		NON-CONFERENCE		1- 0		1- 1		1- 0							
1- 0		1- 0		0- 0		HOME		0- 0		0- 0		0- 0							
1- 2		0- 1		1- 1		AWAY		0- 0		0- 0		0- 0							
3- 2		0- 0		0- 1		NEUTRAL		1- 0		1- 1		1- 0							
9- 5		0- 2		1- 1		CONFERENCE		2- 1		0- 0		6- 1							
5- 2		0- 1		0- 1		HOME		2- 0		0- 0		3- 0							
4- 3		0- 1		1- 0		AWAY		0- 1		0- 0		3- 1							
0- 0		0- 0		0- 0		NEUTRAL		0- 0		0- 0		0- 0							
RPI S	Opponent		Score		RPI S	Opponent		Score		RPI S	Opponent		Score						
5 A	UNI		2 3		31 A	Colorado St.		3 1		53 A	Creighton		2 3						
5 H	UNI		0 3		37 A	Louisville		1 3		53 H	Creighton		3 0						
8 A	Hawaii		1 3		38 A	Missouri St.		3 1		80 N	San Francisco		3 2						
23 H	Oklahoma		3 2		38 H	Missouri St.		0 3		96 H	Illinois St.		3 0						
					43 N	Arizona		0 3											
<hr/>																			
LAST 10 GAMES																			
182 A Drake					3 0					219 A Southern Ill.					3 0				
53 A Creighton					2 3					191 A Evansville					2 3				
5 H UNI					0 3					53 H Creighton					3 0				
221 H Bradley					3 0					182 H Drake					3 0				
38 A Missouri St.					3 1					221 A Bradley					3 0				

Non-Div. I Games: Neb. Omaha 3 0

Wichita St.

Average RPI Win:		161	WON-LOST RECORD		WINNING PCT. RANK		LAST 10 GAMES		STRENGTH OF SCHEDULE		OPP. STRENGTH OF SCHEDULE		TEAM RPI		ADJ RPI		CONF. RPI		ADJ CONF. RPI	
DIV. I ONLY			18- 9		.66667 87		10- 0		71		73		51		.59212 49		16		16	
DIV. I NON-CONF.			4- 8		.33333 243		2- 0		19		7		94		.55885 78		16		16	
TOTALS		RPI 1-25		RPI 26-50		W-L RECORDS		RPI 51-100		RPI 101-150		RPI 150+								
18- 9		1- 2		2- 3		OVERALL		3- 1		0- 3		12- 0								
11- 5		0- 1		2- 1		HOME		2- 0		0- 3		7- 0								
7- 2		1- 0		0- 1		AWAY		1- 1		0- 0		5- 0								
0- 2		0- 1		0- 1		NEUTRAL		0- 0		0- 0		0- 0								
4- 8		0- 2		2- 3		NON-CONFERENCE		1- 1		0- 2		1- 0								
4- 4		0- 1		2- 1		HOME		1- 0		0- 2		1- 0								
0- 2		0- 0		0- 1		AWAY		0- 1		0- 0		0- 0								
0- 2		0- 1		0- 1		NEUTRAL		0- 0		0- 0		0- 0								
14- 1		1- 0		0- 0		CONFERENCE		2- 0		0- 1		11- 0								
7- 1		0- 0		0- 0		HOME		1- 0		0- 1		6- 0								
7- 0		1- 0		0- 0		AWAY		1- 0		0- 0		5- 0								
0- 0		0- 0		0- 0		NEUTRAL		0- 0		0- 0		0- 0								
RPI S	Opponent		Score		RPI S	Opponent		Score		RPI S	Opponent		Score		RPI S	Opponent		Score		
1 H	Illinois		0	3	27 H	Tulsa		2	3	63 A	Arkansas		0	3	102 H	Cal Poly		0	3	
9 N	Minnesota		0	3	29 H	Missouri		3	1	65 H	Georgia Tech		3	1	103 H	Auburn		2	3	
25 A	Western Ky.		3	1	31 N	Colorado St.		0	3	89 A	FIU		3	0	111 H	Arkansas St.		2	3	
					40 A	Marquette		1	3	89 H	FIU		3	0	152 H	Denver		3	0	
					40 H	Marquette		3	0						157 H	North Texas		3	0	
															167 A	Troy		3	2	
															167 H	Troy		3	0	
															207 H	East Tenn. St.		3	0	
															222 A	South Ala.		3	0	
															222 H	South Ala.		3	0	
															223 H	UALR		3	0	
															231 A	La.-Lafayette		3	0	
															244 A	La.-Monroe		3	0	
															283 A	Fla. Atlantic		3	0	
															283 H	Fla. Atlantic		3	0	
				LAST 10 GAMES																
					222 A	South Ala.		3	0	231 A	La.-Lafayette		3	0						
					167 A	Troy		3	2	244 A	La.-Monroe		3	0						
					152 H	Denver		3	0	89 H	FIU		3	0						
					157 H	North Texas		3	0	283 H	Fla. Atlantic		3	0						
					65 H	Georgia Tech		3	1	40 H	Marquette		3	0						

Non-Div. I Games:

Middle Tenn.

Average RPI Win:		131	WON-LOST RECORD		WINNING PCT. RANK		LAST 10 GAMES		STRENGTH OF SCHEDULE		OPP. STRENGTH OF SCHEDULE		TEAM RPI		ADJ RPI		CONF. RPI		ADJ CONF. RPI	
DIV. I ONLY			17- 6		.73913 42		9- 1		96		60		48		.59138 50		8		8	
DIV. I NON-CONF.			6- 4		.6 119		0- 0		38		56		60		.59069 57		7		7	
TOTALS		RPI 1-25		RPI 26-50		W-L RECORDS		RPI 51-100		RPI 101-150		RPI 150+								
17- 6		0- 2		1- 1		OVERALL		3- 1		7- 1		6- 1								
11- 3		0- 0		0- 1		HOME		2- 1		4- 1		5- 0								
5- 2		0- 1		0- 0		AWAY		1- 0		3- 0		1- 1								
1- 1		0- 1		1- 0		NEUTRAL		0- 0		0- 0		0- 0								
6- 4		0- 2		1- 1		NON-CONFERENCE		0- 0		2- 1		3- 0								
5- 2		0- 0		0- 1		HOME		0- 0		2- 1		3- 0								
0- 1		0- 1		0- 0		AWAY		0- 0		0- 0		0- 0								
1- 1		0- 1		1- 0		NEUTRAL		0- 0		0- 0		0- 0								
11- 2		0- 0		0- 0		CONFERENCE		3- 1		5- 0		3- 1								
6- 1		0- 0		0- 0		HOME		2- 1		2- 0		2- 0								
5- 1		0- 0		0- 0		AWAY		1- 0		3- 0		1- 1								
0- 0		0- 0		0- 0		NEUTRAL		0- 0		0- 0		0- 0								
RPI	S	Opponent		Score		RPI	S	Opponent		Score		RPI	S	Opponent		Score				
7	N	UCLA		1	3	33	H	Washington		1	3	58	A	UC Santa Barbara		3	1			
8	A	Hawaii		2	3	41	N	Ohio St.		3	1	58	H	UC Santa Barbara		2	3			
												84	H	Pacific		3	1			
												91	H	UC Davis		3	0			
												102	A	Cal Poly		3	2			
												102	H	Cal Poly		3	2			
												105	H	Idaho		3	0			
												119	A	Cal St. Northridge		3	1			
												119	H	Cal St. Northridge		3	0			
												121	H	SMU		3	0			
												134	H	Oregon St.		2	3			
												139	A	UC Irvine		3	0			
												153	A	Cal St. Fullerton		3	0			
												153	H	Cal St. Fullerton		3	1			
												161	H	Utah St.		3	0			
												180	A	UC Riverside		2	3			
												180	H	UC Riverside		3	0			
												209	H	UMBC		3	0			
												293	H	Prairie View		3	0			
LAST 10 GAMES						LAST 10 GAMES														
153 A Cal St. Fullerton 3 0						84 H Pacific 3 1														
119 H Cal St. Northridge 3 0						91 H UC Davis 3 0														
180 H UC Riverside 3 0						153 H Cal St. Fullerton 3 1														
58 A UC Santa Barbara 3 1						139 A UC Irvine 3 0														
102 A Cal Poly 3 2						180 A UC Riverside 2 3														

Non-Div. I Games:

Long Beach St.

Average RPI Win:	135	WON-LOST RECORD	WINNING PCT. RANK	LAST 10 GAMES	STRENGTH OF SCHEDULE	OPP. STRENGTH OF SCHEDULE	TEAM RPI	ADJ RPI	CONF. RPI	ADJ CONF. RPI		
DIV. I ONLY		14- 12	.53846	145	4- 6	27	22	56	.58777	51	2	2
DIV. I NON-CONF.		8- 4	.66667	81	0- 0	113	111	77	.56334	72	1	1
<hr/>												
TOTALS	RPI 1-25	RPI 26-50		W-L RECORDS		RPI 51-100		RPI 101-150		RPI 150+		
14- 12	2- 5	2- 3		OVERALL		1- 3		4- 1		5- 0		
5- 5	1- 3	1- 1		HOME		1- 1		2- 0		0- 0		
4- 6	1- 2	1- 2		AWAY		0- 1		1- 1		1- 0		
5- 1	0- 0	0- 0		NEUTRAL		0- 1		1- 0		4- 0		
8- 4	0- 0	1- 1		NON-CONFERENCE		0- 2		2- 1		5- 0		
2- 1	0- 0	1- 0		HOME		0- 1		1- 0		0- 0		
1- 2	0- 0	0- 1		AWAY		0- 0		0- 1		1- 0		
5- 1	0- 0	0- 0		NEUTRAL		0- 1		1- 0		4- 0		
6- 8	2- 5	1- 2		CONFERENCE		1- 1		2- 0		0- 0		
3- 4	1- 3	0- 1		HOME		1- 0		1- 0		0- 0		
3- 4	1- 2	1- 1		AWAY		0- 1		1- 0		0- 0		
0- 0	0- 0	0- 0		NEUTRAL		0- 0		0- 0		0- 0		
<hr/>												
RPI S	Opponent	Score	RPI S	Opponent	Score	RPI S	Opponent	Score	RPI S	Opponent	Score	
1 A	Illinois	1 3	26 H	Western Mich.	3 1	55 H	Notre Dame	0 3	118 A	North Carolina St.	2 3	
1 H	Illinois	0 3	35 A	Michigan St.	1 3	73 N	Furman	1 3	127 H	Iowa	3 0	
2 H	Nebraska	0 3	41 A	Ohio St.	3 1	82 A	Northwestern	2 3	140 A	Indiana	3 1	
9 H	Minnesota	2 3	41 H	Ohio St.	1 3	82 H	Northwestern	3 0	143 N	Columbia	3 0	
15 A	Penn St.	0 3	46 A	Duke	2 3				150 H	South Fla.	3 0	
15 H	Penn St.	3 2							163 N	Boston College	3 0	
21 A	Michigan	3 1							202 A	Rhode Island	3 0	
									232 N	Western Caro.	3 0	
									250 N	Campbell	3 0	
									302 N	Charleston So.	3 0	
<hr/>												
LAST 10 GAMES												
15 H Penn St.						3	2	9 H Minnesota	2	3		
41 H Ohio St.						1	3	127 H Iowa	3	0		
82 A Northwestern						2	3	2 H Nebraska	0	3		
1 A Illinois						1	3	21 A Michigan	3	1		
140 A Indiana						3	1	35 A Michigan St.	1	3		

Non-Div. I Games:

Wisconsin

Average RPI Win:		164	WON-LOST RECORD		WINNING PCT. RANK		LAST 10 GAMES		STRENGTH OF SCHEDULE		OPP. STRENGTH OF SCHEDULE		TEAM RPI		ADJ RPI		CONF. RPI		ADJ CONF. RPI	
Average RPI Loss:		51																		
DIV. I ONLY			19- 9		.67857 82		7- 3		60		96		50		.58495 52		7		7	
DIV. I NON-CONF.			8- 6		.57143 137		0- 0		57		69		71		.56138 73		9		10	
TOTALS		RPI 1-25		RPI 26-50		W-L RECORDS		RPI 51-100		RPI 101-150		RPI 150+								
19- 9		0- 4		0- 3		OVERALL		2- 0		7- 1		10- 1								
6- 3		0- 0		0- 2		HOME		0- 0		3- 0		3- 1								
7- 5		0- 3		0- 1		AWAY		1- 0		2- 1		4- 0								
6- 1		0- 1		0- 0		NEUTRAL		1- 0		2- 0		3- 0								
8- 6		0- 3		0- 1		NON-CONFERENCE		1- 0		3- 1		4- 1								
1- 2		0- 0		0- 1		HOME		0- 0		0- 0		1- 1								
1- 3		0- 2		0- 0		AWAY		0- 0		1- 1		0- 0								
6- 1		0- 1		0- 0		NEUTRAL		1- 0		2- 0		3- 0								
11- 3		0- 1		0- 2		CONFERENCE		1- 0		4- 0		6- 0								
5- 1		0- 0		0- 1		HOME		0- 0		3- 0		2- 0								
6- 2		0- 1		0- 1		AWAY		1- 0		1- 0		4- 0								
0- 0		0- 0		0- 0		NEUTRAL		0- 0		0- 0		0- 0								
RPI S	Opponent		Score		RPI S	Opponent		Score		RPI S	Opponent		Score		RPI S	Opponent		Score		
13 A	Kentucky		0	3	26 A	Western Mich.		0	3	67 A	Eastern Mich.		3	0	101 N	Villanova		3	2	
14 A	Tennessee		2	3	34 H	Ball St.		1	3	77 N	Virginia Tech		3	2	106 H	Central Mich.		3	2	
19 A	Northern Ill.		0	3	37 H	Louisville		1	3						126 A	Ga. Southern		0	3	
25 N	Western Ky.		1	3											130 A	Bowling Green		3	2	
															130 H	Bowling Green		3	0	
															133 H	Toledo		3	0	
															136 N	Maryland		3	2	
															137 A	Pittsburgh		3	2	
															162 H	Virginia		1	3	
															169 A	Miami (OH)		3	0	
															169 H	Miami (OH)		3	0	
															186 H	Marshall		3	0	
															198 N	Georgia St.		3	1	
															203 A	Buffalo		3	1	
															214 A	Kent St.		3	0	
															214 H	Kent St.		3	2	
															226 A	Akron		3	0	
															241 N	Presbyterian		3	1	
															270 N	South Carolina St.		3	0	
				LAST 10 GAMES																
				106 H	Central Mich.		3	2	26 A	Western Mich.		0	3							
				214 H	Kent St.		3	2	133 H	Toledo		3	0							
				169 A	Miami (OH)		3	0	34 H	Ball St.		1	3							
				130 A	Bowling Green		3	2	203 A	Buffalo		3	1							
				19 A	Northern Ill.		0	3	226 A	Akron		3	0							

Non-Div. I Games:

Ohio

Average RPI Win:		171	WON-LOST		WINNING		LAST 10		STRENGTH OF		OPP. STRENGTH		TEAM		ADJ		CONF.		ADJ CONF.					
Average RPI Loss:		29	RECORD		PCT. RANK		GAMES		SCHEDULE		OF SCHEDULE		RPI		RPI		RPI		RPI					
DIV. I ONLY			16- 11		.59259		117		6- 4		45		66		57		.58282		53		9		9	
DIV. I NON-CONF.			5- 7		.41667		208		0- 0		34		19		92		.55631		85		8		8	
TOTALS		RPI 1-25		RPI 26-50		W-L RECORDS		RPI 51-100		RPI 101-150		RPI 150+												
16- 11		0- 5		1- 5		OVERALL		4- 1		0- 0		11- 0												
9- 5		0- 2		1- 2		HOME		1- 1		0- 0		7- 0												
4- 6		0- 3		0- 3		AWAY		1- 0		0- 0		3- 0												
3- 0		0- 0		0- 0		NEUTRAL		2- 0		0- 0		1- 0												
5- 7		0- 4		0- 2		NON-CONFERENCE		2- 1		0- 0		3- 0												
2- 3		0- 1		0- 1		HOME		0- 1		0- 0		2- 0												
0- 4		0- 3		0- 1		AWAY		0- 0		0- 0		0- 0												
3- 0		0- 0		0- 0		NEUTRAL		2- 0		0- 0		1- 0												
11- 4		0- 1		1- 3		CONFERENCE		2- 0		0- 0		8- 0												
7- 2		0- 1		1- 1		HOME		1- 0		0- 0		5- 0												
4- 2		0- 0		0- 2		AWAY		1- 0		0- 0		3- 0												
0- 0		0- 0		0- 0		NEUTRAL		0- 0		0- 0		0- 0												
RPI	S	Opponent		Score		RPI	S	Opponent		Score		RPI	S	Opponent		Score								
2	A	Nebraska		0	3	28	A	Kansas St.		2	3	59	H	UAB		1	3	182	H	Drake		3	0	
5	H	UNI		0	3	38	A	Missouri St.		1	3	61	N	St. Mary's (CA)		3	0	185	H	South Dakota		3	1	
19	H	Northern Ill.		0	3	38	H	Missouri St.		1	3	81	N	UTSA		3	2	191	A	Evansville		3	0	
20	A	Texas A&M		0	3	40	H	Marquette		0	3	96	A	Illinois St.		3	2	191	H	Evansville		3	0	
20	A	Texas A&M		1	3	48	A	Wichita St.		0	3	96	H	Illinois St.		3	1	210	A	Indiana St.		3	0	
						48	H	Wichita St.		3	2							210	H	Indiana St.		3	0	
																		219	A	Southern Ill.		3	1	
																		219	H	Southern Ill.		3	2	
																		221	H	Bradley		3	1	
																		257	H	McNeese St.		3	0	
																		271	N	Weber St.		3	0	
LAST 10 GAMES																								
						38	H	Missouri St.		1	3	219	H	Southern Ill.		3	2							
						48	H	Wichita St.		3	2	5	H	UNI		0	3							
						96	A	Illinois St.		3	2	221	H	Bradley		3	1							
						210	A	Indiana St.		3	0	48	A	Wichita St.		0	3							
						191	H	Evansville		3	0	38	A	Missouri St.		1	3							

Non-Div. I Games:

Creighton

Average RPI Win:		146	WON-LOST RECORD		WINNING PCT. RANK		LAST 10 GAMES		STRENGTH OF SCHEDULE		OPP. STRENGTH OF SCHEDULE		TEAM RPI		ADJ RPI		CONF. RPI		ADJ CONF. RPI				
Average RPI Loss:		71																					
DIV. I ONLY			17- 8		.68 75		7- 3		79		80		54		.58162 54		12		11				
DIV. I NON-CONF.			7- 3		.7 71		0- 0		16		34		24		.64235 24		10		9				
TOTALS		RPI 1-25		RPI 26-50		W-L RECORDS		RPI 51-100		RPI 101-150		RPI 150+											
17- 8		1- 2		0- 2		OVERALL		5- 1		3- 2		8- 1											
10- 1		0- 0		0- 0		HOME		4- 0		1- 0		5- 1											
4- 6		0- 2		0- 1		AWAY		1- 1		1- 2		2- 0											
3- 1		1- 0		0- 1		NEUTRAL		0- 0		1- 0		1- 0											
7- 3		1- 2		0- 1		NON-CONFERENCE		2- 0		1- 0		3- 0											
4- 0		0- 0		0- 0		HOME		2- 0		0- 0		2- 0											
0- 2		0- 2		0- 0		AWAY		0- 0		0- 0		0- 0											
3- 1		1- 0		0- 1		NEUTRAL		0- 0		1- 0		1- 0											
10- 5		0- 0		0- 1		CONFERENCE		3- 1		2- 2		5- 1											
6- 1		0- 0		0- 0		HOME		2- 0		1- 0		3- 1											
4- 4		0- 0		0- 1		AWAY		1- 1		1- 2		2- 0											
0- 0		0- 0		0- 0		NEUTRAL		0- 0		0- 0		0- 0											
RPI	S	Opponent		Score		RPI	S	Opponent		Score		RPI	S	Opponent		Score							
1	A	Illinois		1	3	27	A	Tulsa		0	3	59	H	UAB		3	1	107	A	UTEP	2	3	
13	A	Kentucky		1	3	36	N	Dayton		0	3	64	A	Rice		3	0	107	H	UTEP	3	1	
14	N	Tennessee		3	2							70	H	Xavier		3	0	121	A	SMU	2	3	
												74	A	UCF		2	3	132	N	Loyola Marymount	3	0	
												74	H	UCF		3	1	145	A	Memphis	3	1	
												85	H	Lipscomb		3	0	168	N	West Virginia	3	1	
																		176	H	Southern Miss.	3	2	
																		186	H	Marshall	2	3	
																		186	H	Marshall	3	2	
																		196	H	Central Ark.	3	1	
																		204	H	Tulane	3	1	
																		238	H	Lamar	3	0	
																		280	A	East Carolina	3	1	
																		280	A	East Carolina	3	0	
						LAST 10 GAMES																	
						186	H	Marshall		3	2	59	H	UAB		3	1						
						186	H	Marshall		2	3	74	H	UCF		3	1						
						107	A	UTEP		2	3	107	H	UTEP		3	1						
						74	A	UCF		2	3	280	A	East Carolina		3	0						
						145	A	Memphis		3	1	280	A	East Carolina		3	1						

Non-Div. I Games:

Houston

Average RPI Win:		139	WON-LOST RECORD		WINNING PCT. RANK		LAST 10 GAMES		STRENGTH OF SCHEDULE		OPP. STRENGTH OF SCHEDULE		TEAM RPI		ADJ RPI		CONF. RPI		ADJ CONF. RPI	
Average RPI Loss:		67																		
DIV. I ONLY			15- 9		.625 103		7- 3		47		78		52		.58151 55		11		12	
DIV. I NON-CONF.			7- 5		.58333 131		0- 2		11		37		31		.62183 31		11		11	
TOTALS		RPI 1-25		RPI 26-50		W-L RECORDS		RPI 51-100		RPI 101-150		RPI 150+								
15- 9		0- 4		1- 1		OVERALL		4- 1		4- 1		6- 2								
9- 4		0- 1		0- 1		HOME		3- 0		3- 1		3- 1								
5- 4		0- 3		0- 0		AWAY		1- 0		1- 0		3- 1								
1- 1		0- 0		1- 0		NEUTRAL		0- 1		0- 0		0- 0								
7- 5		0- 3		1- 0		NON-CONFERENCE		3- 1		1- 0		2- 1								
5- 1		0- 0		0- 0		HOME		2- 0		1- 0		2- 1								
1- 3		0- 3		0- 0		AWAY		1- 0		0- 0		0- 0								
1- 1		0- 0		1- 0		NEUTRAL		0- 1		0- 0		0- 0								
8- 4		0- 1		0- 1		CONFERENCE		1- 0		3- 1		4- 1								
4- 3		0- 1		0- 1		HOME		1- 0		2- 1		1- 0								
4- 1		0- 0		0- 0		AWAY		0- 0		1- 0		3- 1								
0- 0		0- 0		0- 0		NEUTRAL		0- 0		0- 0		0- 0								
RPI S	Opponent		Score		RPI S	Opponent		Score		RPI S	Opponent		Score		RPI S	Opponent		Score		
8 A	Hawaii		1	3	26 N	Western Mich.		3	1	51 A	Wisconsin		3	0	101 H	Villanova		1	3	
8 A	Hawaii		0	3	37 H	Louisville		1	3	61 N	St. Mary's (CA)		0	3	105 H	Idaho		3	1	
12 A	Stanford		1	3						67 H	Eastern Mich.		3	1	125 H	Georgetown		3	0	
18 H	Cincinnati		1	3						85 H	Lipscomb		3	0	137 A	Pittsburgh		3	0	
										97 H	Seton Hall		3	1	150 H	South Fla.		3	0	
															166 A	Connecticut		2	3	
															168 A	West Virginia		3	0	
															170 H	Valparaiso		3	0	
															179 H	Butler		3	1	
															195 H	Portland		2	3	
															229 A	St. John's (NY)		3	1	
															248 H	Rutgers		3	0	
															251 A	DePaul		3	1	
					LAST 10 GAMES															
					248 H	Rutgers		3	0	8 A	Hawaii		1	3						
					97 H	Seton Hall		3	1	8 A	Hawaii		0	3						
					229 A	St. John's (NY)		3	1	251 A	DePaul		3	1						
					166 A	Connecticut		2	3	168 A	West Virginia		3	0						
					150 H	South Fla.		3	0	137 A	Pittsburgh		3	0						

Non-Div. I Games:

Notre Dame

Average RPI Win:	155	WON-LOST RECORD	WINNING PCT. RANK	LAST 10 GAMES	STRENGTH OF SCHEDULE	OPP. STRENGTH OF SCHEDULE	TEAM RPI	ADJ RPI	CONF. RPI	ADJ CONF. RPI	
DIV. I ONLY		18- 8	.69231 65	7- 3	93	72	55	.57822 56	5	5	
DIV. I NON-CONF.		8- 3	.72727 61	0- 0	59	155	51	.59112 56	5	5	
<hr/>											
TOTALS	RPI 1-25	RPI 26-50		W-L RECORDS	RPI 51-100		RPI 101-150		RPI 150+		
18- 8	0- 4	1- 2		OVERALL	3- 1		5- 0		9- 1		
9- 1	0- 0	1- 1		HOME	2- 0		2- 0		4- 0		
5- 5	0- 3	0- 1		AWAY	1- 1		1- 0		3- 0		
4- 2	0- 1	0- 0		NEUTRAL	0- 0		2- 0		2- 1		
<hr/>											
8- 3	0- 2	0- 0		NON-CONFERENCE	2- 0		2- 0		4- 1		
3- 0	0- 0	0- 0		HOME	1- 0		0- 0		2- 0		
1- 1	0- 1	0- 0		AWAY	1- 0		0- 0		0- 0		
4- 2	0- 1	0- 0		NEUTRAL	0- 0		2- 0		2- 1		
<hr/>											
10- 5	0- 2	1- 2		CONFERENCE	1- 1		3- 0		5- 0		
6- 1	0- 0	1- 1		HOME	1- 0		2- 0		2- 0		
4- 4	0- 2	0- 1		AWAY	0- 1		1- 0		3- 0		
0- 0	0- 0	0- 0		NEUTRAL	0- 0		0- 0		0- 0		
<hr/>											
RPI S	Opponent	Score	RPI S	Opponent	Score	RPI S	Opponent	Score	RPI S	Opponent	Score
10 A	Florida St.	0 3	30 H	North Carolina	2 3	65 H	Georgia Tech	3 0	110 N	South Carolina	3 0
11 N	Southern California	0 3	46 A	Duke	2 3	73 H	Furman	3 0	118 H	North Carolina St.	3 2
17 A	Florida	0 3	46 H	Duke	3 0	77 A	Virginia Tech	2 3	136 A	Maryland	3 1
22 A	Miami (FL)	0 3				78 A	Col. of Charleston	3 2	136 H	Maryland	3 2
									147 N	Winthrop	3 1
									162 A	Virginia	3 1
									163 A	Boston College	3 1
									163 H	Boston College	3 1
									178 H	Tennessee St.	3 0
									183 A	Wake Forest	3 1
									183 H	Wake Forest	3 1
									242 N	Jacksonville	2 3
									270 H	South Carolina St.	3 0
									283 N	Fla. Atlantic	3 0
									289 N	Loyola Maryland	3 0
<hr/>											
			LAST 10 GAMES								
			163 A	Boston College	3 1	162 A	Virginia	3 1			
			136 A	Maryland	3 1	10 A	Florida St.	0 3			
			183 H	Wake Forest	3 1	22 A	Miami (FL)	0 3			
			46 H	Duke	3 0	136 H	Maryland	3 2			
			77 A	Virginia Tech	2 3	163 H	Boston College	3 1			

Non-Div. I Games:

Clemson

T
C
U

TCU

Average RPI Win:	108	WON-LOST RECORD	WINNING PCT. RANK	LAST 10 GAMES	STRENGTH OF SCHEDULE	OPP. STRENGTH OF SCHEDULE	TEAM RPI	ADJ RPI	CONF. RPI	ADJ CONF. RPI			
Average RPI Loss:	74												
DIV. I ONLY	14- 11	.56	131	5- 5	31	61	59	.57565	58	8	8		
DIV. I NON-CONF.	7- 6	.53846	153	0- 1	20	24	50	.5982	49	7	7		
<hr/>													
TOTALS	RPI 1-25	RPI 26-50		W-L RECORDS	RPI 51-100		RPI 101-150		RPI 150+				
14- 11	0- 4	1- 2		OVERALL	5- 1		6- 2		2- 2				
4- 2	0- 0	0- 1		HOME	2- 0		1- 0		1- 1				
5- 7	0- 2	1- 1		AWAY	1- 1		2- 2		1- 1				
5- 2	0- 2	0- 0		NEUTRAL	2- 0		3- 0		0- 0				
<hr/>													
7- 6	0- 4	0- 1		NON-CONFERENCE	2- 0		4- 1		1- 0				
0- 0	0- 0	0- 0		HOME	0- 0		0- 0		0- 0				
2- 4	0- 2	0- 1		AWAY	0- 0		1- 1		1- 0				
5- 2	0- 2	0- 0		NEUTRAL	2- 0		3- 0		0- 0				
<hr/>													
7- 5	0- 0	1- 1		CONFERENCE	3- 1		2- 1		1- 2				
4- 2	0- 0	0- 1		HOME	2- 0		1- 0		1- 1				
3- 3	0- 0	1- 0		AWAY	1- 1		1- 1		0- 1				
0- 0	0- 0	0- 0		NEUTRAL	0- 0		0- 0		0- 0				
<hr/>													
RPI S	Opponent	Score	RPI S	Opponent	Score	RPI S	Opponent	Score	RPI S	Opponent	Score		
1 N	Illinois	1 3	47 A	BYU	1 3	60 N	North Dakota	3 0	102 A	Cal Poly	2 3		
16 A	Pepperdine	0 3	50 A	Long Beach St.	3 2	61 N	St. Mary's (CA)	3 2	104 N	George Washington	3 0		
22 N	Miami (FL)	0 3	50 H	Long Beach St.	1 3	84 A	Pacific	3 2	108 N	Georgia	3 1		
24 A	San Diego	0 3				84 H	Pacific	3 1	116 A	Santa Clara	3 1		
						91 A	UC Davis	1 3	132 A	Loyola Marymount	2 3		
						91 H	UC Davis	3 2	139 A	UC Irvine	3 0		
									139 H	UC Irvine	3 0		
									140 N	Indiana	3 2		
									153 A	Cal St. Fullerton	2 3		
									153 H	Cal St. Fullerton	3 1		
									180 H	UC Riverside	2 3		
									181 A	San Jose St.	3 1		
<hr/>													
LAST 10 GAMES													
139 H UC Irvine						3	0	180 H UC Riverside				2	3
84 A Pacific						3	2	102 A Cal Poly				2	3
91 A UC Davis						1	3	139 A UC Irvine				3	0
50 H Long Beach St.						1	3	132 A Loyola Marymount				2	3
153 H Cal St. Fullerton						3	1	91 H UC Davis				3	2

Non-Div. I Games:

UC Santa Barbara

Average RPI Win: 161		WON-LOST RECORD		WINNING PCT. RANK		LAST 10 GAMES		STRENGTH OF SCHEDULE		OPP. STRENGTH OF SCHEDULE		TEAM RPI		ADJ RPI		CONF. RPI		ADJ CONF. RPI	
DIV. I ONLY		20- 7		.74074 39		5- 5		124		105		58		.57426 59		12		11	
DIV. I NON-CONF.		10- 2		.83333 29		0- 0		169		140		66		.57767 67		10		9	
TOTALS		RPI 1-25		RPI 26-50		W-L RECORDS		RPI 51-100		RPI 101-150		RPI 150+							
20- 7		0- 0		0- 2		OVERALL		4- 2		4- 3		12- 0							
5- 2		0- 0		0- 1		HOME		1- 0		2- 1		2- 0							
8- 3		0- 0		0- 1		AWAY		3- 1		1- 1		4- 0							
7- 2		0- 0		0- 0		NEUTRAL		0- 1		1- 1		6- 0							
10- 2		0- 0		0- 0		NON-CONFERENCE		1- 1		1- 1		8- 0							
0- 0		0- 0		0- 0		HOME		0- 0		0- 0		0- 0							
3- 0		0- 0		0- 0		AWAY		1- 0		0- 0		2- 0							
7- 2		0- 0		0- 0		NEUTRAL		0- 1		1- 1		6- 0							
10- 5		0- 0		0- 2		CONFERENCE		3- 1		3- 2		4- 0							
5- 2		0- 0		0- 1		HOME		1- 0		2- 1		2- 0							
5- 3		0- 0		0- 1		AWAY		2- 1		1- 1		2- 0							
0- 0		0- 0		0- 0		NEUTRAL		0- 0		0- 0		0- 0							
RPI	S	Opponent		Score		RPI	S	Opponent		Score		RPI	S	Opponent		Score			
				27	A	Tulsa	1	3	53	A	Creighton	3	1	107	H	UTEP	3	0	
				27	H	Tulsa	0	3	54	A	Houston	1	3	107	H	UTEP	3	1	
									64	H	Rice	3	1	111	N	Arkansas St.	3	2	
									74	A	UCF	3	2	121	A	SMU	0	3	
									74	A	UCF	3	1	121	H	SMU	0	3	
									96	N	Illinois St.	2	3	145	A	Memphis	3	0	
														148	N	Stephen F. Austin	2	3	
														167	N	Troy	3	0	
														172	A	Kennesaw St.	3	0	
														176	A	Southern Miss.	3	1	
														182	N	Drake	3	0	
														186	H	Marshall	3	1	
														204	A	Tulane	3	2	
														206	N	UNC Asheville	3	0	
														213	A	UT Martin	3	1	
														216	N	Eastern Ky.	3	0	
														226	N	Akron	3	0	
														257	N	McNeese St.	3	1	
														280	H	East Carolina	3	0	
LAST 10 GAMES																			
				107	H	UTEP	3	1	54	A	Houston	1	3						
				107	H	UTEP	3	0	121	H	SMU	0	3						
				27	A	Tulsa	1	3	27	H	Tulsa	0	3						
				121	A	SMU	0	3	74	A	UCF	3	2						
				64	H	Rice	3	1	74	A	UCF	3	1						

Non-Div. I Games:

UAB

Average RPI Win: 187		WON-LOST RECORD		WINNING PCT. RANK		LAST 10 GAMES		STRENGTH OF SCHEDULE		OPP. STRENGTH OF SCHEDULE		TEAM RPI		ADJ RPI		CONF. RPI		ADJ CONF. RPI	
DIV. I ONLY		22- 4		.84615 13		9- 0		223		139		60		.57342 60		22		22	
DIV. I NON-CONF.		14- 3		.82353 32		3- 0		153		54		56		.59324 55		23		24	
TOTALS		RPI 1-25		RPI 26-50		W-L RECORDS		RPI 51-100		RPI 101-150		RPI 150+							
22- 4		0- 0		1- 1		OVERALL		1- 2		7- 1		13- 0							
9- 1		0- 0		1- 0		HOME		0- 0		2- 1		6- 0							
11- 0		0- 0		0- 0		AWAY		0- 0		4- 0		7- 0							
2- 3		0- 0		0- 1		NEUTRAL		1- 2		1- 0		0- 0							
14- 3		0- 0		1- 1		NON-CONFERENCE		1- 2		5- 0		7- 0							
5- 0		0- 0		1- 0		HOME		0- 0		1- 0		3- 0							
7- 0		0- 0		0- 0		AWAY		0- 0		3- 0		4- 0							
2- 3		0- 0		0- 1		NEUTRAL		1- 2		1- 0		0- 0							
8- 1		0- 0		0- 0		CONFERENCE		0- 0		2- 1		6- 0							
4- 1		0- 0		0- 0		HOME		0- 0		1- 1		3- 0							
4- 0		0- 0		0- 0		AWAY		0- 0		1- 0		3- 0							
0- 0		0- 0		0- 0		NEUTRAL		0- 0		0- 0		0- 0							
RPI S	Opponent	Score		RPI S	Opponent	Score		RPI S	Opponent	Score		RPI S	Opponent	Score					
36 N	Dayton	1	3	58 N	UC Santa Barbara	0	3	115 A	Houston Baptist	3	1								
44 H	North Dakota St.	3	1	64 N	Rice	3	2	115 H	Houston Baptist	3	2								
				100 N	James Madison	2	3	116 A	Santa Clara	3	1								
								124 H	Utah Valley	1	3								
								135 N	Sam Houston St.	3	1								
								146 A	South Dakota St.	3	0								
								146 H	South Dakota St.	3	0								
								148 A	Stephen F. Austin	3	1								
								181 A	San Jose St.	3	0								
								185 A	South Dakota	3	2								
								205 A	A&M-Corpus Christi	3	0								
								208 H	Montana	3	0								
								211 A	Green Bay	3	2								
								211 H	Green Bay	3	0								
								225 A	NJIT	3	1								
								225 H	NJIT	3	0								
								227 H	Southern Utah	3	0								
								287 A	Tex.-Pan American	3	0								
								287 H	Tex.-Pan American	3	0								
								318 A	Chicago St.	3	0								
								318 H	Chicago St.	3	0								
LAST 10 GAMES																			
185 A	South Dakota	3	2	318 A	Chicago St.	3	0												
146 A	South Dakota St.	3	0	205 A	A&M-Corpus Christi	3	0												
115 H	Houston Baptist	3	2	287 A	Tex.-Pan American	3	0												
287 H	Tex.-Pan American	3	0	115 A	Houston Baptist	3	1												
225 A	NJIT	3	1	318 H	Chicago St.	3	0												

Non-Div. I Games: Minot St. 3 0 Neb. Omaha 3 1

North Dakota

Average RPI Win:		131	WON-LOST RECORD		WINNING PCT. RANK		LAST 10 GAMES		STRENGTH OF SCHEDULE		OPP. STRENGTH OF SCHEDULE		TEAM RPI		ADJ RPI		CONF. RPI		ADJ CONF. RPI				
DIV. I ONLY			13- 12		.52 151		7- 3		49		32		71		.57003 61		6 6						
DIV. I NON-CONF.			5- 6		.45455 194		0- 0		39		12		75		.56726 69		6 6						
TOTALS		RPI 1-25		RPI 26-50		W-L RECORDS		RPI 51-100		RPI 101-150		RPI 150+											
13- 12		1- 4		2- 2		OVERALL		2- 3		2- 3		6- 0											
5- 5		0- 1		0- 1		HOME		0- 1		2- 2		3- 0											
5- 4		1- 2		1- 1		AWAY		1- 0		0- 1		2- 0											
3- 3		0- 1		1- 0		NEUTRAL		1- 2		0- 0		1- 0											
5- 6		0- 2		1- 1		NON-CONFERENCE		1- 2		1- 1		2- 0											
2- 2		0- 0		0- 1		HOME		0- 0		1- 1		1- 0											
0- 1		0- 1		0- 0		AWAY		0- 0		0- 0		0- 0											
3- 3		0- 1		1- 0		NEUTRAL		1- 2		0- 0		1- 0											
8- 6		1- 2		1- 1		CONFERENCE		1- 1		1- 2		4- 0											
3- 3		0- 1		0- 0		HOME		0- 1		1- 1		2- 0											
5- 3		1- 1		1- 1		AWAY		1- 0		0- 1		2- 0											
0- 0		0- 0		0- 0		NEUTRAL		0- 0		0- 0		0- 0											
RPI	S	Opponent		Score		RPI	S	Opponent		Score		RPI	S	Opponent		Score		RPI	S	Opponent		Score	
1	N	Illinois		0	3	28	H	Kansas St.		1	3	53	N	Creighton		0	3	102	H	Cal Poly		1	3
2	A	Nebraska		2	3	46	N	Duke		3	2	55	N	Notre Dame		3	0	116	H	Santa Clara		3	2
16	A	Pepperdine		2	3	47	A	BYU		3	0	58	N	UC Santa Barbara		2	3	124	H	Utah Valley		3	2
24	A	San Diego		3	2	47	A	BYU		0	3	80	A	San Francisco		3	1	132	A	Loyola Marymount		0	3
24	H	San Diego		2	3							80	H	San Francisco		1	3	132	H	Loyola Marymount		2	3
																		151	H	Sacramento St.		3	1
																		195	A	Portland		3	2
																		195	H	Portland		3	1
																		200	A	Gonzaga		3	0
																		200	H	Gonzaga		3	0
																		271	N	Weber St.		3	0
LAST 10 GAMES																							
200 A Gonzaga						3 0						116 H Santa Clara						3 2					
195 A Portland						3 2						24 H San Diego						2 3					
24 A San Diego						3 2						195 H Portland						3 1					
132 H Loyola Marymount						2 3						200 H Gonzaga						3 0					
80 A San Francisco						3 1						132 A Loyola Marymount						0 3					

Non-Div. I Games:

St. Mary's (CA)

Average RPI Win:		201	WON-LOST RECORD		WINNING PCT. RANK		LAST 10 GAMES		STRENGTH OF SCHEDULE		OPP. STRENGTH OF SCHEDULE		TEAM RPI		ADJ RPI		CONF. RPI		ADJ CONF. RPI	
Average RPI Loss:		54																		
DIV. I ONLY			21- 4		.84 15		10- 0		228		148		62		.56853 62		24		23	
DIV. I NON-CONF.			7- 4		.63636 96		0- 0		124		30		79		.56048 75		22		20	
TOTALS		RPI 1-25		RPI 26-50		W-L RECORDS		RPI 51-100		RPI 101-150		RPI 150+								
21- 4		0- 1		0- 2		OVERALL		2- 0		2- 1		17- 0								
10- 2		0- 1		0- 1		HOME		0- 0		1- 0		9- 0								
7- 2		0- 0		0- 1		AWAY		0- 0		1- 1		6- 0								
4- 0		0- 0		0- 0		NEUTRAL		2- 0		0- 0		2- 0								
7- 4		0- 1		0- 2		NON-CONFERENCE		2- 0		0- 1		5- 0								
2- 2		0- 1		0- 1		HOME		0- 0		0- 0		2- 0								
1- 2		0- 0		0- 1		AWAY		0- 0		0- 1		1- 0								
4- 0		0- 0		0- 0		NEUTRAL		2- 0		0- 0		2- 0								
14- 0		0- 0		0- 0		CONFERENCE		0- 0		2- 0		12- 0								
8- 0		0- 0		0- 0		HOME		0- 0		1- 0		7- 0								
6- 0		0- 0		0- 0		AWAY		0- 0		1- 0		5- 0								
0- 0		0- 0		0- 0		NEUTRAL		0- 0		0- 0		0- 0								
RPI	S	Opponent		Score		RPI	S	Opponent		Score		RPI	S	Opponent		Score				
19	H	Northern Ill.		0	3	26	A	Western Mich.		0	3	72	N	IPFW		3	1			
						40	H	Marquette		0	3	93	N	Wyoming		3	1			
														128	A	Cleveland St.		3	0	
														128	H	Cleveland St.		3	1	
														131	A	Arizona St.		1	3	
														152	N	Denver		3	2	
														170	H	Valparaiso		3	2	
														176	H	Southern Miss.		3	1	
														179	A	Butler		3	0	
														179	H	Butler		3	0	
														181	N	San Jose St.		3	1	
														182	A	Drake		3	1	
														211	A	Green Bay		3	2	
														211	H	Green Bay		3	1	
														226	H	Akron		3	1	
														235	H	Ill.-Chicago		3	0	
														255	A	Wright St.		3	0	
														255	H	Wright St.		3	0	
														292	A	Loyola Chicago		3	1	
														292	H	Loyola Chicago		3	0	
														298	A	Youngstown St.		3	0	
														298	H	Youngstown St.		3	0	
LAST 10 GAMES						LAST 10 GAMES						LAST 10 GAMES								
						128	H	Cleveland St.		3	1	292	A	Loyola Chicago		3	1			
						298	H	Youngstown St.		3	0	170	H	Valparaiso		3	2			
						179	A	Butler		3	0	235	H	Ill.-Chicago		3	0			
						255	A	Wright St.		3	0	298	A	Youngstown St.		3	0			
						211	A	Green Bay		3	2	128	A	Cleveland St.		3	0			

Non-Div. I Games:

Milwaukee

Average RPI Win:	143	WON-LOST RECORD	WINNING PCT. RANK	LAST 10 GAMES	STRENGTH OF SCHEDULE	OPP. STRENGTH OF SCHEDULE	TEAM RPI	ADJ RPI	CONF. RPI	ADJ CONF. RPI				
DIV. I ONLY		17- 9	.65385	93	7- 3	103	48	63	.56776	63	4	4		
DIV. I NON-CONF.		8- 3	.72727	61	0- 0	76	109	58	.59038	59	4	4		
<hr/>														
TOTALS	RPI 1-25	RPI 26-50		W-L RECORDS		RPI 51-100		RPI 101-150		RPI 150+				
17- 9	0- 4	1- 1		OVERALL		2- 1		9- 3		5- 0				
7- 5	0- 2	1- 1		HOME		1- 1		4- 1		1- 0				
6- 4	0- 2	0- 0		AWAY		1- 0		4- 2		1- 0				
4- 0	0- 0	0- 0		NEUTRAL		0- 0		1- 0		3- 0				
<hr/>														
8- 3	0- 1	1- 1		NON-CONFERENCE		1- 1		1- 0		5- 0				
2- 2	0- 0	1- 1		HOME		0- 1		0- 0		1- 0				
2- 1	0- 1	0- 0		AWAY		1- 0		0- 0		1- 0				
4- 0	0- 0	0- 0		NEUTRAL		0- 0		1- 0		3- 0				
<hr/>														
9- 6	0- 3	0- 0		CONFERENCE		1- 0		8- 3		0- 0				
5- 3	0- 2	0- 0		HOME		1- 0		4- 1		0- 0				
4- 3	0- 1	0- 0		AWAY		0- 0		4- 2		0- 0				
0- 0	0- 0	0- 0		NEUTRAL		0- 0		0- 0		0- 0				
<hr/>														
RPI S	Opponent	Score	RPI S	Opponent	Score	RPI S	Opponent	Score	RPI S	Opponent	Score			
13 H	Kentucky	1 3	31 H	Colorado St.	0 3	71 H	Oral Roberts	2 3	103 A	Auburn	3 0			
14 H	Tennessee	0 3	49 H	Middle Tenn.	3 0	75 H	LSU	3 0	103 H	Auburn	3 1			
17 A	Florida	0 3				98 A	Army	3 0	108 A	Georgia	2 3			
23 A	Oklahoma	1 3							108 H	Georgia	2 3			
									110 A	South Carolina	3 0			
									112 A	Mississippi St.	3 0			
									112 H	Mississippi St.	3 0			
									120 A	Ole Miss	2 3			
									120 H	Ole Miss	3 0			
									125 N	Georgetown	3 2			
									141 A	Alabama	3 1			
									141 H	Alabama	3 0			
									177 N	Dartmouth	3 1			
									183 A	Wake Forest	3 0			
									225 N	NJIT	3 0			
									257 H	McNeese St.	3 0			
									302 N	Charleston So.	3 0			
<hr/>														
LAST 10 GAMES														
103 A Auburn						3	0	120 H Ole Miss					3	0
108 A Georgia						2	3	108 H Georgia					2	3
112 A Mississippi St.						3	0	103 H Auburn					3	1
75 H LSU						3	0	110 A South Carolina					3	0
141 H Alabama						3	0	17 A Florida					0	3

Non-Div. I Games:

Arkansas

Average RPI Win:	156	WON-LOST RECORD	WINNING PCT. RANK	LAST 10 GAMES	STRENGTH OF SCHEDULE	OPP. STRENGTH OF SCHEDULE	TEAM RPI	ADJ RPI	CONF. RPI	ADJ CONF. RPI
DIV. I ONLY		15- 11	.57692 120	7- 3	55	86	65	.56693 64	12	11
DIV. I NON-CONF.		5- 6	.45455 194	0- 0	9	46	54	.59344 54	10	9
<hr/>										
TOTALS	RPI 1-25	RPI 26-50		W-L RECORDS	RPI 51-100		RPI 101-150		RPI 150+	
15- 11	0- 3	0- 1		OVERALL	2- 7		7- 0		6- 0	
9- 4	0- 1	0- 0		HOME	2- 3		3- 0		4- 0	
5- 4	0- 1	0- 1		AWAY	0- 2		3- 0		2- 0	
1- 3	0- 1	0- 0		NEUTRAL	0- 2		1- 0		0- 0	
<hr/>										
5- 6	0- 3	0- 0		NON-CONFERENCE	2- 3		3- 0		0- 0	
3- 2	0- 1	0- 0		HOME	2- 1		1- 0		0- 0	
1- 1	0- 1	0- 0		AWAY	0- 0		1- 0		0- 0	
1- 3	0- 1	0- 0		NEUTRAL	0- 2		1- 0		0- 0	
<hr/>										
10- 5	0- 0	0- 1		CONFERENCE	0- 4		4- 0		6- 0	
6- 2	0- 0	0- 0		HOME	0- 2		2- 0		4- 0	
4- 3	0- 0	0- 1		AWAY	0- 2		2- 0		2- 0	
0- 0	0- 0	0- 0		NEUTRAL	0- 0		0- 0		0- 0	
<hr/>										
RPI S	Opponent	Score		RPI S	Opponent	Score		RPI S	Opponent	Score
8 A	Hawaii	0	3	27 A	Tulsa	0	3	54 H	Houston	0 3
12 H	Stanford	0	3					59 A	UAB	1 3
18 N	Cincinnati	2	3					60 N	North Dakota	2 3
								65 H	Georgia Tech	3 2
								74 A	UCF	1 3
								74 H	UCF	1 3
								79 H	Delaware	2 3
								81 H	UTSA	3 0
								84 N	Pacific	2 3
										107 A UTEP 3 0
										107 H UTEP 3 0
										115 H Houston Baptist 3 0
										121 A SMU 3 1
										135 N Sam Houston St. 3 1
										145 H Memphis 3 0
										148 A Stephen F. Austin 3 0
										176 H Southern Miss. 3 2
										186 A Marshall 3 0
										186 A Marshall 3 1
										204 H Tulane 3 1
										280 H East Carolina 3 0
										280 H East Carolina 3 0
<hr/>										
				LAST 10 GAMES						
				280 H East Carolina 3 0		145 H Memphis 3 0				
				280 H East Carolina 3 0		107 H UTEP 3 0				
				74 A UCF 1 3		74 H UCF 1 3				
				107 A UTEP 3 0		186 A Marshall 3 0				
				59 A UAB 1 3		186 A Marshall 3 1				

Non-Div. I Games:

Rice

Average RPI Win: 138		WON-LOST RECORD		WINNING PCT. RANK		LAST 10 GAMES		STRENGTH OF SCHEDULE		OPP. STRENGTH OF SCHEDULE		TEAM RPI		ADJ RPI		CONF. RPI		ADJ CONF. RPI	
DIV. I ONLY		15- 11		.57692 120		6- 4		76		51		73		.56601 65		5		5	
DIV. I NON-CONF.		7- 4		.63636 96		0- 1		44		87		55		.59532 51		5		5	
TOTALS		RPI 1-25		RPI 26-50		W-L RECORDS		RPI 51-100		RPI 101-150		RPI 150+							
15- 11		1- 1		2- 4		OVERALL		1- 5		4- 1		7- 0							
8- 4		0- 0		2- 2		HOME		0- 1		2- 1		4- 0							
5- 6		1- 1		0- 2		AWAY		0- 3		1- 0		3- 0							
2- 1		0- 0		0- 0		NEUTRAL		1- 1		1- 0		0- 0							
7- 4		0- 0		2- 1		NON-CONFERENCE		1- 3		2- 0		2- 0							
5- 1		0- 0		2- 0		HOME		0- 1		1- 0		2- 0							
0- 2		0- 0		0- 1		AWAY		0- 1		0- 0		0- 0							
2- 1		0- 0		0- 0		NEUTRAL		1- 1		1- 0		0- 0							
8- 7		1- 1		0- 3		CONFERENCE		0- 2		2- 1		5- 0							
3- 3		0- 0		0- 2		HOME		0- 0		1- 1		2- 0							
5- 4		1- 1		0- 1		AWAY		0- 2		1- 0		3- 0							
0- 0		0- 0		0- 0		NEUTRAL		0- 0		0- 0		0- 0							
RPI S	Opponent	Score		RPI S	Opponent	Score		RPI S	Opponent	Score		RPI S	Opponent	Score					
10 A	Florida St.	0	3	28 H	Kansas St.	3	1	56 A	Clemson	0	3	108 H	Georgia	3	0				
22 A	Miami (FL)	3	1	30 H	North Carolina	0	3	64 A	Rice	2	3	115 N	Houston Baptist	3	0				
				37 H	Louisville	3	2	69 H	Samford	1	3	118 H	North Carolina St.	2	3				
				46 A	Duke	0	3	73 N	Furman	3	1	136 A	Maryland	3	1				
				46 H	Duke	1	3	77 A	Virginia Tech	2	3	136 H	Maryland	3	1				
				49 A	Middle Tenn.	1	3	81 N	UTSA	1	3	162 A	Virginia	3	1				
												163 A	Boston College	3	1				
												163 H	Boston College	3	0				
												183 A	Wake Forest	3	1				
												183 H	Wake Forest	3	0				
												256 H	Mercer	3	0				
												306 H	Tennessee Tech	3	0				
				LAST 10 GAMES															
				136 A	Maryland	3	1	162 A	Virginia	3	1								
				163 A	Boston College	3	1	77 A	Virginia Tech	2	3								
				46 H	Duke	1	3	22 A	Miami (FL)	3	1								
				183 H	Wake Forest	3	0	10 A	Florida St.	0	3								
				49 A	Middle Tenn.	1	3	163 H	Boston College	3	0								

Non-Div. I Games:

Georgia Tech

Average RPI Win:		190	WON-LOST RECORD		WINNING PCT. RANK	LAST 10 GAMES		STRENGTH OF SCHEDULE		OPP. STRENGTH OF SCHEDULE	TEAM RPI	ADJ RPI	CONF. RPI	ADJ CONF. RPI																
Average RPI Loss:		79																												
DIV. I ONLY			20- 7		.74074	39		7- 3		144	152	64	.5647	66	13	13														
DIV. I NON-CONF.			11- 4		.73333	59		1- 0		84	165	62	.58551	64	13	13														
TOTALS		RPI 1-25		RPI 26-50		W-L RECORDS		RPI 51-100		RPI 101-150		RPI 150+																		
20- 7		0- 2		0- 0		OVERALL		2- 2		4- 2		14- 1																		
11- 2		0- 1		0- 0		HOME		1- 1		2- 0		8- 0																		
4- 3		0- 0		0- 0		AWAY		1- 1		0- 1		3- 1																		
5- 2		0- 1		0- 0		NEUTRAL		0- 0		2- 1		3- 0																		
11- 4		0- 1		0- 0		NON-CONFERENCE		2- 2		3- 1		6- 0																		
5- 1		0- 0		0- 0		HOME		1- 1		1- 0		3- 0																		
1- 1		0- 0		0- 0		AWAY		1- 1		0- 0		0- 0																		
5- 2		0- 1		0- 0		NEUTRAL		0- 0		2- 1		3- 0																		
9- 3		0- 1		0- 0		CONFERENCE		0- 0		1- 1		8- 1																		
6- 1		0- 1		0- 0		HOME		0- 0		1- 0		5- 0																		
3- 2		0- 0		0- 0		AWAY		0- 0		0- 1		3- 1																		
0- 0		0- 0		0- 0		NEUTRAL		0- 0		0- 0		0- 0																		
RPI	S	Opponent		Score	RPI	S	Opponent		Score	RPI	S	Opponent		Score	RPI	S	Opponent		Score											
2	N	Nebraska		2						75	H	LSU		1			105	A	Idaho	1										
8	H	Hawaii		2						82	A	Northwestern		0			105	H	Idaho	3		1								
										90	A	Texas St.		3		1	107	H	UTEP	3		0								
										99	H	New Mexico		3		1	115	N	Houston Baptist	3		0								
																	123	N	Duquesne	0		3								
																	150	N	South Fla.	3		0								
																	154	A	Fresno St.	3		0								
																	154	H	Fresno St.	3		0								
																	161	A	Utah St.	2		3								
																	161	H	Utah St.	3		0								
																	181	H	San Jose St.	3		0								
																	187	N	Colgate	3		1								
																	220	H	Nicholls St.	3		0								
																	223	H	UALR	3		0								
																	231	N	La.-Lafayette	3		0								
																	249	A	Nevada	3		0								
																	249	H	Nevada	3		0								
																	261	N	Northwestern St.	3		1								
																	275	A	Louisiana Tech	3		0								
																	275	H	Louisiana Tech	3		0								
																	313	H	Grambling	3		0								
					LAST 10 GAMES																									
					249 H Nevada					3 0					181 H San Jose St.					3 0										
					154 H Fresno St.					3 0					8 H Hawaii					2 3										
					105 A Idaho					1 3					154 A Fresno St.					3 0										
					161 A Utah St.					2 3					249 A Nevada					3 0										
					275 A Louisiana Tech					3 0					99 H New Mexico					3 1										

Non-Div. I Games:

New Mexico St.

[illegible]

Non-Div. I Games:

Eastern Mich.

Average RPI Win: 225		WON-LOST	WINNING	LAST 10	STRENGTH OF		OPP. STRENGTH	TEAM	ADJ		CONF.	ADJ CONF.
Average RPI Loss: 89		RECORD	PCT. RANK	GAMES	SCHEDULE		OF SCHEDULE	RPI	RPI		RPI	RPI
DIV. I ONLY		25- 3	.89286	5	9- 0		245	258	67	.56239	69	18
DIV. I NON-CONF.		13- 1	.92857	12	0- 0		282	297	99	.54619	98	20
TOTALS		RPI 1-25	RPI 26-50		W-L RECORDS		RPI 51-100		RPI 101-150		RPI 150+	
25- 3	0- 0	0- 0		OVERALL		2- 2		3- 1		20- 0		
10- 0	0- 0	0- 0		HOME		1- 0		2- 0		7- 0		
8- 2	0- 0	0- 0		AWAY		1- 2		1- 0		6- 0		
7- 1	0- 0	0- 0		NEUTRAL		0- 0		0- 1		7- 0		
13- 1	0- 0	0- 0		NON-CONFERENCE		1- 0		2- 1		10- 0		
4- 0	0- 0	0- 0		HOME		0- 0		2- 0		2- 0		
2- 0	0- 0	0- 0		AWAY		1- 0		0- 0		1- 0		
7- 1	0- 0	0- 0		NEUTRAL		0- 0		0- 1		7- 0		
12- 2	0- 0	0- 0		CONFERENCE		1- 2		1- 0		10- 0		
6- 0	0- 0	0- 0		HOME		1- 0		0- 0		5- 0		
6- 2	0- 0	0- 0		AWAY		0- 2		1- 0		5- 0		
0- 0	0- 0	0- 0		NEUTRAL		0- 0		0- 0		0- 0		
RPI S	Opponent	Score	RPI S	Opponent	Score	RPI S	Opponent	Score	RPI S	Opponent	Score	
						65 A	Georgia Tech	3 1	108 N	Georgia	1 3	
						73 A	Furman	0 3	111 H	Arkansas St.	3 2	
						78 H	Col. of Charleston	3 0	126 A	Ga. Southern	3 1	
						86 A	Appalachian St.	1 3	141 H	Alabama	3 2	
									167 H	Troy	3 0	
									188 A	Davidson	3 0	
									189 A	Elon	3 0	
									189 H	Elon	3 1	
									206 H	UNC Asheville	3 0	
									232 A	Western Caro.	3 0	
									236 A	UNC Greensboro	3 2	
									236 H	UNC Greensboro	3 0	
									256 N	Mercer	3 0	
									275 N	Louisiana Tech	3 0	
									276 A	Chattanooga	3 1	
									276 H	Chattanooga	3 0	
									278 N	Hampton	3 0	
									279 H	Wofford	3 0	
									286 H	Citadel	3 0	
									288 N	Stetson	3 0	
									294 N	Alabama A&M	3 0	
									309 N	Southeastern La.	3 1	
									312 A	Bethune-Cookman	3 0	
									327 N	Savannah St.	3 0	
LAST 10 GAMES												
						236 A	UNC Greensboro	3 2	188 A	Davidson	3 0	
						189 A	Elon	3 0	286 H	Citadel	3 0	
						279 H	Wofford	3 0	78 H	Col. of Charleston	3 0	
						276 A	Chattanooga	3 1	189 H	Elon	3 1	
						126 A	Ga. Southern	3 1	236 H	UNC Greensboro	3 0	

Non-Div. I Games:

Samford

**x
a
v
i
e
r**

Xavier

Xavier

Average RPI Win:		181	WON-LOST RECORD		WINNING PCT. RANK		LAST 10 GAMES		STRENGTH OF SCHEDULE		OPP. STRENGTH OF SCHEDULE		TEAM RPI	ADJ RPI		CONF. RPI	ADJ CONF. RPI				
Average RPI Loss:		96																			
DIV. I ONLY			19- 8		.7037	59	6- 4		133		132		69	.55834	71	14	14				
DIV. I NON-CONF.			7- 3		.7	71	0- 0		161		126		95	.54975	94	14	14				
TOTALS		RPI 1-25		RPI 26-50		W-L RECORDS		RPI 51-100		RPI 101-150		RPI 150+									
19- 8		0- 1		1- 2		OVERALL		2- 1		5- 3		11- 1									
6- 3		0- 0		0- 1		HOME		1- 0		2- 1		3- 1									
9- 3		0- 1		1- 0		AWAY		1- 1		2- 1		5- 0									
4- 2		0- 0		0- 1		NEUTRAL		0- 0		1- 1		3- 0									
7- 3		0- 1		0- 1		NON-CONFERENCE		1- 0		1- 1		5- 0									
0- 0		0- 0		0- 0		HOME		0- 0		0- 0		0- 0									
3- 1		0- 1		0- 0		AWAY		1- 0		0- 0		2- 0									
4- 2		0- 0		0- 1		NEUTRAL		0- 0		1- 1		3- 0									
12- 5		0- 0		1- 1		CONFERENCE		1- 1		4- 2		6- 1									
6- 3		0- 0		0- 1		HOME		1- 0		2- 1		3- 1									
6- 2		0- 0		1- 0		AWAY		0- 1		2- 1		3- 0									
0- 0		0- 0		0- 0		NEUTRAL		0- 0		0- 0		0- 0									
RPI	S	Opponent		Score		RPI	S	Opponent		Score		RPI	S	Opponent		Score					
23	A	Oklahoma		0	3	38	N	Missouri St.		1	3	63	A	Arkansas		3	2				
						44	A	North Dakota St.		3	2	72	A	IPFW		1	3				
						44	H	North Dakota St.		0	3	72	H	IPFW		3	2				
														121		N	SMU	0	3		
														122		A	IUPUI	3	0		
														122		H	IUPUI	3	1		
														138		A	Oakland	0	3		
														138		H	Oakland	3	1		
														146		A	South Dakota St.	3	2		
														146		H	South Dakota St.	1	3		
														147		N	Winthrop	3	2		
														172		A	Kennesaw St.	3	0		
														185		A	South Dakota	3	2		
														185		H	South Dakota	2	3		
														218		A	UMKC	3	1		
														218		H	UMKC	3	0		
														227		H	Southern Utah	3	1		
														244		N	La.-Monroe	3	0		
														252		A	Western Ill.	3	0		
														252		H	Western Ill.	3	1		
														257		A	McNeese St.	3	2		
														276		N	Chattanooga	3	0		
														293		N	Prairie View	3	1		
						LAST 10 GAMES															
						146 H South Dakota St.						1	3	252 H Western Ill.						3	1
						44 H North Dakota St.						0	3	185 A South Dakota						3	2
						72 A IPFW						1	3	218 A UMKC						3	1
						138 A Oakland						0	3	44 A North Dakota St.						3	2
						122 H IUPUI						3	1	146 A South Dakota St.						3	2

Non-Div. I Games:

Oral Roberts

Average RPI Win:	172	WON-LOST RECORD	WINNING PCT. RANK	LAST 10 GAMES	STRENGTH OF SCHEDULE	OPP. STRENGTH OF SCHEDULE	TEAM RPI	ADJ RPI	CONF. RPI	ADJ CONF. RPI	
Average RPI Loss:	109										
DIV. I ONLY		19- 8	.7037 59	8- 2	128	136	68	.55802 72	14	14	
DIV. I NON-CONF.		7- 4	.63636 96	0- 0	131	150	107	.5406 108	14	14	
<hr/>											
TOTALS	RPI 1-25	RPI 26-50		W-L RECORDS	RPI 51-100		RPI 101-150		RPI 150+		
19- 8	0- 0	1- 2		OVERALL	3- 2		5- 2		10- 2		
7- 1	0- 0	1- 0		HOME	2- 0		1- 1		3- 0		
9- 5	0- 0	0- 2		AWAY	0- 1		4- 0		5- 2		
3- 2	0- 0	0- 0		NEUTRAL	1- 1		0- 1		2- 0		
<hr/>											
7- 4	0- 0	0- 1		NON-CONFERENCE	2- 1		1- 1		4- 1		
1- 0	0- 0	0- 0		HOME	1- 0		0- 0		0- 0		
3- 2	0- 0	0- 1		AWAY	0- 0		1- 0		2- 1		
3- 2	0- 0	0- 0		NEUTRAL	1- 1		0- 1		2- 0		
<hr/>											
12- 4	0- 0	1- 1		CONFERENCE	1- 1		4- 1		6- 1		
6- 1	0- 0	1- 0		HOME	1- 0		1- 1		3- 0		
6- 3	0- 0	0- 1		AWAY	0- 1		3- 0		3- 1		
0- 0	0- 0	0- 0		NEUTRAL	0- 0		0- 0		0- 0		
<hr/>											
RPI S	Opponent	Score	RPI S	Opponent	Score	RPI S	Opponent	Score	RPI S	Opponent	Score
			34 A	Ball St.	1 3	62 N	Milwaukee	1 3	122 A	IUPUI	3 2
			44 A	North Dakota St.	1 3	67 H	Eastern Mich.	3 2	123 N	Duquesne	0 3
			44 H	North Dakota St.	3 1	71 A	Oral Roberts	2 3	128 A	Cleveland St.	3 1
						71 H	Oral Roberts	3 1	138 A	Oakland	3 0
						93 N	Wyoming	3 0	138 H	Oakland	1 3
									146 A	South Dakota St.	3 2
									146 H	South Dakota St.	3 0
									182 A	Drake	2 3
									185 A	South Dakota	3 1
									185 H	South Dakota	3 0
									214 A	Kent St.	3 0
									218 A	UMKC	2 3
									218 H	UMKC	3 1
									227 A	Southern Utah	3 1
									227 H	Southern Utah	3 1
									251 N	DePaul	3 2
									252 A	Western Ill.	3 2
									255 A	Wright St.	3 0
									292 N	Loyola Chicago	3 0
<hr/>											
LAST 10 GAMES											
			185 A	South Dakota	3 1	44 A	North Dakota St.	1 3			
			218 A	UMKC	2 3	138 A	Oakland	3 0			
			71 H	Oral Roberts	3 1	252 A	Western Ill.	3 2			
			227 H	Southern Utah	3 1	218 H	UMKC	3 1			
			146 A	South Dakota St.	3 2	185 H	South Dakota	3 0			

Non-Div. I Games:

IPFW

Average RPI Win:	216	WON-LOST RECORD	WINNING PCT. RANK	LAST 10 GAMES	STRENGTH OF SCHEDULE	OPP. STRENGTH OF SCHEDULE	TEAM RPI	ADJ RPI	CONF. RPI	ADJ CONF. RPI		
Average RPI Loss:	68											
DIV. I ONLY		18- 8	.69231	65	8- 2	119	178	76	.55792	73	18	18
DIV. I NON-CONF.		7- 5	.58333	131	0- 0	107	106	109	.54281	103	20	22
<hr/>												
TOTALS	RPI 1-25	RPI 26-50		W-L RECORDS		RPI 51-100		RPI 101-150		RPI 150+		
18- 8	0- 1	0- 1		OVERALL		3- 5		0- 1		15- 0		
6- 0	0- 0	0- 0		HOME		2- 0		0- 0		4- 0		
8- 5	0- 0	0- 1		AWAY		0- 3		0- 1		8- 0		
4- 3	0- 1	0- 0		NEUTRAL		1- 2		0- 0		3- 0		
<hr/>												
7- 5	0- 1	0- 1		NON-CONFERENCE		1- 3		0- 0		6- 0		
0- 0	0- 0	0- 0		HOME		0- 0		0- 0		0- 0		
3- 2	0- 0	0- 1		AWAY		0- 1		0- 0		3- 0		
4- 3	0- 1	0- 0		NEUTRAL		1- 2		0- 0		3- 0		
<hr/>												
11- 3	0- 0	0- 0		CONFERENCE		2- 2		0- 1		9- 0		
6- 0	0- 0	0- 0		HOME		2- 0		0- 0		4- 0		
5- 3	0- 0	0- 0		AWAY		0- 2		0- 1		5- 0		
0- 0	0- 0	0- 0		NEUTRAL		0- 0		0- 0		0- 0		
<hr/>												
RPI S	Opponent	Score		RPI S	Opponent	Score		RPI S	Opponent	Score		
11 N	Southern California	0	3	46 A	Duke	1	3	51 N	Wisconsin	3	1	
								126 A	Ga. Southern	0	3	
								56 A	Clemson	0	3	
								65 N	Georgia Tech	1	3	
								69 H	Samford	3	0	
								74 N	UCF	0	3	
								78 A	Col. of Charleston	0	3	
								78 H	Col. of Charleston	3	1	
								86 A	Appalachian St.	0	3	
								171 A	Charlotte	3	0	
								173 A	Fla. Gulf Coast	3	1	
								188 A	Davidson	3	1	
								189 H	Elon	3	0	
								232 A	Western Caro.	3	1	
								236 H	UNC Greensboro	3	0	
								241 A	Presbyterian	3	0	
								250 N	Campbell	3	0	
								276 A	Chattanooga	3	0	
								279 A	Wofford	3	0	
								279 H	Wofford	3	0	
								286 A	Citadel	3	0	
								286 H	Citadel	3	1	
								296 N	Morgan St.	3	0	
								302 N	Charleston So.	3	1	
<hr/>												
LAST 10 GAMES												

Non-Div. I Games:

Furman

UCF

Average RPI Win: 149		WON-LOST	WINNING	LAST 10	STRENGTH OF		OPP. STRENGTH	TEAM	ADJ		CONF.	ADJ CONF.					
Average RPI Loss: 98		RECORD	PCT. RANK	GAMES	SCHEDULE		OF SCHEDULE	RPI	RPI		RPI	RPI					
DIV. I ONLY		16- 10	.61538	104	5- 5		85	102	72	.55776	74	12	11				
DIV. I NON-CONF.		8- 3	.72727	61	0- 0		95	105	63	.58599	63	10	9				
<hr/>																	
TOTALS		RPI 1-25		RPI 26-50		W-L RECORDS		RPI 51-100		RPI 101-150		RPI 150+					
16- 10		1- 0		0- 2		OVERALL		4- 4		4- 2		7- 2					
10- 6		0- 0		0- 2		HOME		2- 3		3- 1		5- 0					
4- 4		0- 0		0- 0		AWAY		1- 1		1- 1		2- 2					
2- 0		1- 0		0- 0		NEUTRAL		1- 0		0- 0		0- 0					
<hr/>																	
8- 3		1- 0		0- 1		NON-CONFERENCE		1- 1		1- 1		5- 0					
5- 3		0- 0		0- 1		HOME		0- 1		1- 1		4- 0					
1- 0		0- 0		0- 0		AWAY		0- 0		0- 0		1- 0					
2- 0		1- 0		0- 0		NEUTRAL		1- 0		0- 0		0- 0					
<hr/>																	
8- 7		0- 0		0- 1		CONFERENCE		3- 3		3- 1		2- 2					
5- 3		0- 0		0- 1		HOME		2- 2		2- 0		1- 0					
3- 4		0- 0		0- 0		AWAY		1- 1		1- 1		1- 2					
0- 0		0- 0		0- 0		NEUTRAL		0- 0		0- 0		0- 0					
<hr/>																	
RPI	S	Opponent		Score		RPI	S	Opponent		Score		RPI	S	Opponent		Score	
11	N	Southern California		3 0		27	H	Tulsa		1 3		54	A	Houston		1 3	
						35	H	Michigan St.		0 3		54	H	Houston		3 2	
												59	H	UAB		1 3	
												59	H	UAB		2 3	
												64	A	Rice		3 1	
												64	H	Rice		3 1	
												73	N	Furman		3 0	
												89	H	FIU		2 3	
												107	H	UTEP		3 0	
												121	H	SMU		3 0	
												137	H	Pittsburgh		3 0	
												145	A	Memphis		3 1	
												145	A	Memphis		1 3	
												150	H	South Fla.		1 3	
												173	A	Fla. Gulf Coast		3 0	
												176	A	Southern Miss.		2 3	
												186	A	Marshall		0 3	
												204	H	Tulane		3 0	
												215	H	North Florida		3 1	
												222	H	South Ala.		3 0	
												236	H	UNC Greensboro		3 0	
												280	A	East Carolina		3 0	
												283	H	Fla. Atlantic		3 0	
<hr/>																	
LAST 10 GAMES																	
145 A Memphis						1		3		204 H Tulane						3 0	
145 A Memphis						3		1		54 A Houston						1 3	
64 H Rice						3		1		64 A Rice						3 1	
54 H Houston						3		2		59 H UAB						2 3	
176 A Southern Miss.						2		3		59 H UAB						1 3	

Non-Div. I Games:

UCF

Average RPI Win: 163		WON-LOST RECORD	WINNING PCT. RANK		LAST 10 GAMES	STRENGTH OF SCHEDULE	OPP. STRENGTH OF SCHEDULE	TEAM RPI	ADJ RPI	CONF. RPI	ADJ CONF. RPI			
Average RPI Loss: 43														
DIV. I ONLY		17- 8	.68	75	7- 3	152	71	75	.55653	75	4	4		
DIV. I NON-CONF.		7- 3	.7	71	0- 0	172	212	113	.5382	113	4	4		
<hr/>														
TOTALS		RPI 1-25		RPI 26-50		W-L RECORDS		RPI 51-100		RPI 101-150		RPI 150+		
17- 8		0- 5		0- 0		OVERALL		1- 2		10- 1		6- 0		
7- 4		0- 3		0- 0		HOME		0- 0		4- 1		3- 0		
7- 3		0- 2		0- 0		AWAY		1- 1		6- 0		0- 0		
3- 1		0- 0		0- 0		NEUTRAL		0- 1		0- 0		3- 0		
7- 3		0- 2		0- 0		NON-CONFERENCE		1- 1		0- 0		6- 0		
3- 1		0- 1		0- 0		HOME		0- 0		0- 0		3- 0		
1- 1		0- 1		0- 0		AWAY		1- 0		0- 0		0- 0		
3- 1		0- 0		0- 0		NEUTRAL		0- 1		0- 0		3- 0		
10- 5		0- 3		0- 0		CONFERENCE		0- 1		10- 1		0- 0		
4- 3		0- 2		0- 0		HOME		0- 0		4- 1		0- 0		
6- 2		0- 1		0- 0		AWAY		0- 1		6- 0		0- 0		
0- 0		0- 0		0- 0		NEUTRAL		0- 0		0- 0		0- 0		
RPI	S	Opponent		Score	RPI	S	Opponent		Score	RPI	S	Opponent	Score	
13	H	Kentucky		0 3			63	A	Arkansas	0 3	103	A	Auburn	3 1
14	H	Tennessee		1 3			66	A	New Mexico St.	3 1	103	H	Auburn	3 1
17	A	Florida		0 3			70	N	Xavier	2 3	108	A	Georgia	3 2
22	H	Miami (FL)		2 3							108	H	Georgia	3 1
25	A	Western Ky.		1 3							110	A	South Carolina	3 1
											112	A	Mississippi St.	3 2
											112	H	Mississippi St.	3 0
											120	A	Ole Miss	3 2
											120	H	Ole Miss	2 3
											141	A	Alabama	3 1
											141	H	Alabama	3 0
											183	N	Wake Forest	3 0
											223	N	UALR	3 1
											231	H	La.-Lafayette	3 0
											263	H	Jacksonville St.	3 0
											313	N	Grambling	3 0
											326	H	Alcorn St.	3 0
					LAST 10 GAMES									
					108	A	Georgia	3 2	141	H	Alabama	3 0		
					103	A	Auburn	3 1	103	H	Auburn	3 1		
					112	A	Mississippi St.	3 2	108	H	Georgia	3 1		
					63	A	Arkansas	0 3	17	A	Florida	0 3		
					120	H	Ole Miss	2 3	110	A	South Carolina	3 1		

Non-Div. I Games:

LSU

Average RPI Win:	200	WON-LOST	WINNING	LAST 10	STRENGTH OF	OPP. STRENGTH	TEAM	ADJ	CONF.	ADJ CONF.	
Average RPI Loss:	119	RECORD	PCT. RANK	GAMES	SCHEDULE	OF SCHEDULE	RPI	RPI	RPI	RPI	
DIV. I ONLY	17- 5	.77273	31	9- 1	198	162	78	.55434	76	19	19
DIV. I NON-CONF.	6- 4	.6	119	0- 0	206	75	145	.51485	137	21	21
<hr/>											
TOTALS	RPI 1-25	RPI 26-50		W-L RECORDS		RPI 51-100		RPI 101-150		RPI 150+	
17- 5	0- 0	0- 0		OVERALL		2- 2		2- 2		13- 1	
12- 1	0- 0	0- 0		HOME		1- 0		1- 1		10- 0	
4- 3	0- 0	0- 0		AWAY		0- 1		1- 1		3- 1	
1- 1	0- 0	0- 0		NEUTRAL		1- 1		0- 0		0- 0	
<hr/>											
6- 4	0- 0	0- 0		NON-CONFERENCE		2- 2		0- 2		4- 0	
5- 1	0- 0	0- 0		HOME		1- 0		0- 1		4- 0	
0- 2	0- 0	0- 0		AWAY		0- 1		0- 1		0- 0	
1- 1	0- 0	0- 0		NEUTRAL		1- 1		0- 0		0- 0	
<hr/>											
11- 1	0- 0	0- 0		CONFERENCE		0- 0		2- 0		9- 1	
7- 0	0- 0	0- 0		HOME		0- 0		1- 0		6- 0	
4- 1	0- 0	0- 0		AWAY		0- 0		1- 0		3- 1	
0- 0	0- 0	0- 0		NEUTRAL		0- 0		0- 0		0- 0	
<hr/>											
RPI	S	Opponent	Score	RPI	S	Opponent	Score	RPI	S	Opponent	Score
						79 N Delaware	3 1			109 H Utah	1 3
						88 A Albany (NY)	0 3			136 A Maryland	2 3
						95 N Sacred Heart	1 3			143 A Columbia	3 1
						98 H Army	3 2			143 H Columbia	3 2
										163 H Boston College	3 1
										165 A Princeton	1 3
										165 H Princeton	3 1
										177 H Dartmouth	3 0
										187 H Colgate	3 0
										199 H Harvard	3 0
										224 A Penn	3 0
										224 H Penn	3 0
										240 H New Hampshire	3 0
										260 A Cornell	3 0
										260 H Cornell	3 0
										265 A Brown	3 0
										265 H Brown	3 0
										300 H Quinnipiac	3 0
<hr/>											
				LAST 10 GAMES							
				165 H Princeton	3 1	224 A Penn	3 0				
				224 H Penn	3 0	165 A Princeton	1 3				
				260 A Cornell	3 0	199 H Harvard	3 0				
				143 A Columbia	3 1	177 H Dartmouth	3 0				
				265 A Brown	3 0	143 H Columbia	3 2				

Non-Div. I Games:

Yale

Average RPI Win:	149	WON-LOST RECORD	WINNING PCT. RANK	LAST 10 GAMES	STRENGTH OF SCHEDULE	OPP. STRENGTH OF SCHEDULE	TEAM RPI	ADJ RPI	CONF. RPI	ADJ CONF. RPI	
DIV. I ONLY		13- 13	.5 161	4- 6	41	45	74	.55432	77	5	5
DIV. I NON-CONF.		7- 4	.63636 96	0- 0	45	70	57	.5904	58	5	5
<hr/>											
TOTALS	RPI 1-25	RPI 26-50		W-L RECORDS	RPI 51-100		RPI 101-150		RPI 150+		
13- 13	0- 7	0- 3		OVERALL	3- 1		5- 0		5- 2		
11- 4	0- 3	0- 1		HOME	3- 0		3- 0		5- 0		
2- 7	0- 3	0- 2		AWAY	0- 0		2- 0		0- 2		
0- 2	0- 1	0- 0		NEUTRAL	0- 1		0- 0		0- 0		
<hr/>											
7- 4	0- 3	0- 0		NON-CONFERENCE	1- 1		3- 0		3- 0		
7- 1	0- 1	0- 0		HOME	1- 0		3- 0		3- 0		
0- 1	0- 1	0- 0		AWAY	0- 0		0- 0		0- 0		
0- 2	0- 1	0- 0		NEUTRAL	0- 1		0- 0		0- 0		
<hr/>											
6- 9	0- 4	0- 3		CONFERENCE	2- 0		2- 0		2- 2		
4- 3	0- 2	0- 1		HOME	2- 0		0- 0		2- 0		
2- 6	0- 2	0- 2		AWAY	0- 0		2- 0		0- 2		
0- 0	0- 0	0- 0		NEUTRAL	0- 0		0- 0		0- 0		
<hr/>											
RPI S	Opponent	Score	RPI S	Opponent	Score	RPI S	Opponent	Score	RPI S	Opponent	Score
10 A	Florida St.	0 3	30 A	North Carolina	0 3	52 N	Ohio	2 3	113 H	American	3 0
10 H	Florida St.	0 3	46 A	Duke	1 3	56 H	Clemson	3 2	118 A	North Carolina St.	3 2
13 A	Kentucky	0 3	46 H	Duke	2 3	65 H	Georgia Tech	3 2	128 H	Cleveland St.	3 0
14 H	Tennessee	1 3				97 H	Seton Hall	3 0	136 A	Maryland	3 2
22 A	Miami (FL)	0 3							140 H	Indiana	3 1
22 H	Miami (FL)	0 3							162 H	Virginia	3 1
25 N	Western Ky.	0 3							163 A	Boston College	0 3
									166 H	Connecticut	3 1
									183 A	Wake Forest	2 3
									183 H	Wake Forest	3 2
									276 H	Chattanooga	3 1
									295 H	High Point	3 1
<hr/>											
LAST 10 GAMES											
46 A Duke						65 H Georgia Tech					
183 A Wake Forest						118 A North Carolina St.					
22 A Miami (FL)						30 A North Carolina					
10 A Florida St.						46 H Duke					
56 H Clemson						183 H Wake Forest					

Non-Div. I Games:

Virginia Tech

Average RPI Win:		206	WON-LOST RECORD		WINNING PCT. RANK		LAST 10 GAMES		STRENGTH OF SCHEDULE		OPP. STRENGTH OF SCHEDULE		TEAM RPI		ADJ RPI		CONF. RPI		ADJ CONF. RPI			
Average RPI Loss:		97																				
DIV. I ONLY			21- 9		.7 64		8- 2		109		184		70		.55244 78		18		18			
DIV. I NON-CONF.			9- 7		.5625 144		0- 0		141		156		136		.51205 145		20		22			
TOTALS		RPI 1-25		RPI 26-50		W-L RECORDS		RPI 51-100		RPI 101-150		RPI 150+										
21- 9		0- 1		0- 1		OVERALL		3- 3		2- 2		16- 2										
12- 4		0- 0		0- 0		HOME		3- 1		1- 2		8- 1										
7- 3		0- 1		0- 0		AWAY		0- 2		1- 0		6- 0										
2- 2		0- 0		0- 1		NEUTRAL		0- 0		0- 0		2- 1										
9- 7		0- 1		0- 1		NON-CONFERENCE		1- 1		0- 2		8- 2										
4- 4		0- 0		0- 0		HOME		1- 1		0- 2		3- 1										
3- 1		0- 1		0- 0		AWAY		0- 0		0- 0		3- 0										
2- 2		0- 0		0- 1		NEUTRAL		0- 0		0- 0		2- 1										
12- 2		0- 0		0- 0		CONFERENCE		2- 2		2- 0		8- 0										
8- 0		0- 0		0- 0		HOME		2- 0		1- 0		5- 0										
4- 2		0- 0		0- 0		AWAY		0- 2		1- 0		3- 0										
0- 0		0- 0		0- 0		NEUTRAL		0- 0		0- 0		0- 0										
RPI	S	Opponent		Score		RPI	S	Opponent		Score		RPI	S	Opponent		Score						
6	A	Purdue		0	3	42	N	Baylor		0	3	56	H	Clemson		2	3	110	H	South Carolina	2	3
												69	A	Samford		0	3	126	A	Ga. Southern	3	2
												73	A	Furman		1	3	126	H	Ga. Southern	3	1
												73	H	Furman		3	0	147	H	Winthrop	2	3
												86	H	Appalachian St.		3	0	155	N	VCU	1	3
												93	H	Wyoming		3	1	188	A	Davidson	3	2
																		188	H	Davidson	3	0
																		189	H	Elon	3	0
																		198	A	Georgia St.	3	1
																		199	N	Harvard	3	2
																		205	H	A&M-Corpus Christi	3	1
																		215	H	North Florida	2	3
																		230	H	UNC Wilmington	3	2
																		232	H	Western Caro.	3	1
																		241	A	Presbyterian	3	1
																		263	N	Jacksonville St.	3	0
																		272	A	Coastal Caro.	3	1
																		276	A	Chattanooga	3	1
																		279	A	Wofford	3	0
																		279	H	Wofford	3	0
																		286	H	Citadel	3	1
																		302	H	Charleston So.	3	0
LAST 10 GAMES																						

Non-Div. I Games:

Col. of Charleston

Non-Div. I Games:

Delaware

Average RPI Win:	146	WON-LOST	WINNING	LAST 10	STRENGTH OF	OPP. STRENGTH	TEAM	ADJ	CONF.	ADJ CONF.	
Average RPI Loss:	64	RECORD	PCT. RANK	GAMES	SCHEDULE	OF SCHEDULE	RPI	RPI	RPI	RPI	
DIV. I ONLY	13- 12	.52	151	3- 7	61	69	88	.55135	80	6	6
DIV. I NON-CONF.	8- 5	.61538	112	0- 0	74	77	69	.56683	70	6	6
<hr/>											
TOTALS	RPI 1-25	RPI 26-50		W-L RECORDS	RPI 51-100		RPI 101-150		RPI 150+		
13- 12	1- 3	0- 5		OVERALL	1- 1		7- 2		4- 1		
7- 3	1- 1	0- 1		HOME	0- 1		5- 0		1- 0		
3- 6	0- 2	0- 1		AWAY	1- 0		1- 2		1- 1		
3- 3	0- 0	0- 3		NEUTRAL	0- 0		1- 0		2- 0		
<hr/>											
8- 5	0- 1	0- 3		NON-CONFERENCE	0- 0		5- 1		3- 0		
4- 0	0- 0	0- 0		HOME	0- 0		3- 0		1- 0		
1- 2	0- 1	0- 0		AWAY	0- 0		1- 1		0- 0		
3- 3	0- 0	0- 3		NEUTRAL	0- 0		1- 0		2- 0		
<hr/>											
5- 7	1- 2	0- 2		CONFERENCE	1- 1		2- 1		1- 1		
3- 3	1- 1	0- 1		HOME	0- 1		2- 0		0- 0		
2- 4	0- 1	0- 1		AWAY	1- 0		0- 1		1- 1		
0- 0	0- 0	0- 0		NEUTRAL	0- 0		0- 0		0- 0		
<hr/>											
RPI S	Opponent	Score		RPI S	Opponent	Score		RPI S	Opponent	Score	
8 A	Hawaii	0	3	42 N	Baylor	0	3	61 A	St. Mary's (CA)	3	1
16 H	Pepperdine	1	3	43 N	Arizona	2	3	61 H	St. Mary's (CA)	1	3
24 A	San Diego	1	3	47 A	BYU	1	3				
24 H	San Diego	3	0	47 H	BYU	1	3				
				48 N	Wichita St.	2	3				

Non-Div. I Games:

San Francisco

Average RPI Win:		189	WON-LOST RECORD		WINNING PCT. RANK		LAST 10 GAMES		STRENGTH OF SCHEDULE		OPP. STRENGTH OF SCHEDULE		TEAM RPI		ADJ RPI		CONF. RPI		ADJ CONF. RPI								
DIV. I ONLY			19- 9		.67857 82		9- 1		160		110		91		.55099 81		20		20								
DIV. I NON-CONF.			6- 8		.42857 206		0- 0		103		25		142		.5158 134		19		18								
TOTALS		RPI 1-25		RPI 26-50		W-L RECORDS		RPI 51-100		RPI 101-150		RPI 150+															
19- 9		0- 2		0- 1		OVERALL		2- 3		4- 3		13- 0															
8- 0		0- 0		0- 0		HOME		0- 0		2- 0		6- 0															
8- 5		0- 2		0- 0		AWAY		1- 1		1- 2		6- 0															
3- 4		0- 0		0- 1		NEUTRAL		1- 2		1- 1		1- 0															
6- 8		0- 2		0- 1		NON-CONFERENCE		1- 3		1- 2		4- 0															
2- 0		0- 0		0- 0		HOME		0- 0		0- 0		2- 0															
1- 4		0- 2		0- 0		AWAY		0- 1		0- 1		1- 0															
3- 4		0- 0		0- 1		NEUTRAL		1- 2		1- 1		1- 0															
13- 1		0- 0		0- 0		CONFERENCE		1- 0		3- 1		9- 0															
6- 0		0- 0		0- 0		HOME		0- 0		2- 0		4- 0															
7- 1		0- 0		0- 0		AWAY		1- 0		1- 1		5- 0															
0- 0		0- 0		0- 0		NEUTRAL		0- 0		0- 0		0- 0															
RPI	S	Opponent		Score		RPI	S	Opponent		Score		RPI	S	Opponent		Score											
4	A	Texas		1	3	29	N	Missouri		2	3	53	N	Creighton		2	3	115	A	Houston Baptist		2	3				
20	A	Texas A&M		0	3							64	A	Rice		0	3	116	N	Santa Clara		2	3				
												65	N	Georgia Tech		3	1	121	N	SMU		3	1				
												90	A	Texas St.		3	0	135	A	Sam Houston St.		2	3				
												91	N	UC Davis		0	3	135	H	Sam Houston St.		3	0				
																		148	A	Stephen F. Austin		3	1				
																		148	H	Stephen F. Austin		3	0				
																		152	A	Denver		3	1				
																		168	H	West Virginia		3	0				
																		182	N	Drake		3	0				
																		196	A	Central Ark.		3	0				
																		201	A	Texas-Arlington		3	0				
																		205	A	A&M-Corpus Christi		3	0				
																		205	H	A&M-Corpus Christi		3	0				
																		220	H	Nicholls St.		3	0				
																		238	H	Lamar		3	0				
																		257	A	McNeese St.		3	0				
																		261	A	Northwestern St.		3	0				
																		293	H	Prairie View		3	0				
																		309	H	Southeastern La.		3	0				
						LAST 10 GAMES																					
						148 A Stephen F. Austin						3	1	205 H A&M-Corpus Christi						3	0						
						135 A Sam Houston St.						2	3	220 H Nicholls St.						3	0						
						196 A Central Ark.						3	0	309 H Southeastern La.						3	0						
						261 A Northwestern St.						3	0	257 A McNeese St.						3	0						
						238 H Lamar						3	0	205 A A&M-Corpus Christi						3	0						

Non-Div. I Games:

UTSA

Average RPI Win: 149		WON-LOST RECORD		WINNING PCT. RANK		LAST 10 GAMES		STRENGTH OF SCHEDULE		OPP. STRENGTH OF SCHEDULE		TEAM RPI		ADJ RPI		CONF. RPI		ADJ CONF. RPI	
DIV. I ONLY		14- 11		.56 131		4- 6		99		19		84		.54923 82		2		2	
DIV. I NON-CONF.		9- 2		.81818 34		0- 0		249		152		100		.54139 107		1		1	
TOTALS		RPI 1-25		RPI 26-50		W-L RECORDS		RPI 51-100		RPI 101-150		RPI 150+							
14- 11		1- 6		0- 2		OVERALL		2- 1		6- 1		5- 1							
6- 4		1- 3		0- 1		HOME		2- 0		2- 0		1- 0							
4- 6		0- 3		0- 1		AWAY		0- 1		3- 1		1- 0							
4- 1		0- 0		0- 0		NEUTRAL		0- 0		1- 0		3- 1							
9- 2		0- 0		0- 0		NON-CONFERENCE		1- 0		3- 1		5- 1							
3- 0		0- 0		0- 0		HOME		1- 0		1- 0		1- 0							
2- 1		0- 0		0- 0		AWAY		0- 0		1- 1		1- 0							
4- 1		0- 0		0- 0		NEUTRAL		0- 0		1- 0		3- 1							
5- 9		1- 6		0- 2		CONFERENCE		1- 1		3- 0		0- 0							
3- 4		1- 3		0- 1		HOME		1- 0		1- 0		0- 0							
2- 5		0- 3		0- 1		AWAY		0- 1		2- 0		0- 0							
0- 0		0- 0		0- 0		NEUTRAL		0- 0		0- 0		0- 0							
RPI S	Opponent	Score		RPI S	Opponent	Score		RPI S	Opponent	Score		RPI S	Opponent	Score					
1 H	Illinois	0	3	35 H	Michigan St.	1	3	51 A	Wisconsin	0	3	109 A	Utah	3	0				
6 A	Purdue	0	3	41 A	Ohio St.	1	3	51 H	Wisconsin	3	2	119 N	Cal St. Northridge	3	0				
6 H	Purdue	1	3					66 H	New Mexico St.	3	0	120 A	Ole Miss	1	3				
9 A	Minnesota	1	3									123 H	Duquesne	3	1				
9 H	Minnesota	3	0									127 A	Iowa	3	0				
15 A	Penn St.	2	3									140 A	Indiana	3	0				
21 H	Michigan	2	3									140 H	Indiana	3	0				
												187 H	Colgate	3	0				
												196 N	Central Ark.	2	3				
												223 N	UALR	3	0				
												235 A	Ill.-Chicago	3	0				
												271 N	Weber St.	3	0				
												292 N	Loyola Chicago	3	0				
LAST 10 GAMES																			
6 A	Purdue	0	3	1 H	Illinois	0	3	21 H	Michigan	2	3								
140 A	Indiana	3	0	51 H	Wisconsin	3	2	35 H	Michigan St.	1	3								
9 H	Minnesota	3	0	41 A	Ohio St.	1	3	15 A	Penn St.	2	3								
127 A	Iowa	3	0																

Non-Div. I Games:

Northwestern

[illegible]

Non-Div. I Games:

Saint Louis

[illegible]

Non-Div. I Games:

Pacific

Average RPI Win:		205	WON-LOST RECORD		WINNING PCT. RANK		LAST 10 GAMES		STRENGTH OF SCHEDULE		OPP. STRENGTH OF SCHEDULE		TEAM RPI		ADJ RPI		CONF. RPI		ADJ CONF. RPI	
DIV. I ONLY			17- 8		.68 75		8- 2		110		192		79		.54757 85		23		24	
DIV. I NON-CONF.			7- 7		.5 164		1- 1		87		141		128		.51936 132		24		23	
TOTALS		RPI 1-25		RPI 26-50		W-L RECORDS		RPI 51-100		RPI 101-150		RPI 150+								
17- 8		0- 1		1- 0		OVERALL		0- 3		1- 2		15- 2								
10- 2		0- 1		1- 0		HOME		0- 0		1- 1		8- 0								
5- 4		0- 0		0- 0		AWAY		0- 2		0- 1		5- 1								
2- 2		0- 0		0- 0		NEUTRAL		0- 1		0- 0		2- 1								
7- 7		0- 1		1- 0		NON-CONFERENCE		0- 3		0- 1		6- 2								
4- 2		0- 1		1- 0		HOME		0- 0		0- 1		3- 0								
1- 3		0- 0		0- 0		AWAY		0- 2		0- 0		1- 1								
2- 2		0- 0		0- 0		NEUTRAL		0- 1		0- 0		2- 1								
10- 1		0- 0		0- 0		CONFERENCE		0- 0		1- 1		9- 0								
6- 0		0- 0		0- 0		HOME		0- 0		1- 0		5- 0								
4- 1		0- 0		0- 0		AWAY		0- 0		0- 1		4- 0								
0- 0		0- 0		0- 0		NEUTRAL		0- 0		0- 0		0- 0								
RPI	S	Opponent		Score		RPI	S	Opponent		Score		RPI	S	Opponent		Score				
25	H	Western Ky.		0 3		37	H	Louisville		3 1		54	A	Houston		0 3				
												55	A	Notre Dame		0 3				
												70	N	Xavier		0 3				
														111	H	Arkansas St.		1 3		
														142	A	Belmont		1 3		
														142	H	Belmont		3 2		
														170	N	Valparaiso		3 1		
														171	H	Charlotte		3 0		
														172	A	Kennesaw St.		3 0		
														172	H	Kennesaw St.		3 0		
														173	H	Fla. Gulf Coast		3 1		
														178	A	Tennessee St.		2 3		
														191	A	Evansville		3 1		
														195	N	Portland		3 2		
														196	N	Central Ark.		2 3		
														207	H	East Tenn. St.		3 0		
														215	A	North Florida		3 0		
														242	A	Jacksonville		3 0		
														254	H	Austin Peay		3 0		
														256	A	Mercer		3 0		
														288	H	Stetson		3 0		
														291	H	S.C. Upstate		3 0		
														306	H	Tennessee Tech		3 1		
LAST 10 GAMES																				
						172	H	Kennesaw St.		3 0		37	H	Louisville		3 1				
						178	A	Tennessee St.		2 3		215	A	North Florida		3 0				
						142	A	Belmont		1 3		242	A	Jacksonville		3 0				
						173	H	Fla. Gulf Coast		3 1		142	H	Belmont		3 2				
						288	H	Stetson		3 0		207	H	East Tenn. St.		3 0				

Non-Div. I Games:

Lipscomb

Average RPI Win:	188	WON-LOST RECORD	WINNING PCT. RANK	LAST 10 GAMES	STRENGTH OF SCHEDULE	OPP. STRENGTH OF SCHEDULE	TEAM RPI	ADJ RPI	CONF. RPI	ADJ CONF. RPI	
DIV. I ONLY		18- 9	.66667 87	8- 2	108	176	80	.54703 86	18	18	
DIV. I NON-CONF.		8- 6	.57143 137	0- 0	118	94	121	.53428 118	20	22	
<hr/>											
TOTALS	RPI 1-25	RPI 26-50		W-L RECORDS	RPI 51-100		RPI 101-150		RPI 150+		
18- 9	0- 0	0- 2		OVERALL	3- 2		3- 2		12- 3		
11- 2	0- 0	0- 0		HOME	2- 0		1- 0		8- 2		
4- 4	0- 0	0- 1		AWAY	1- 2		1- 0		2- 1		
3- 3	0- 0	0- 1		NEUTRAL	0- 0		1- 2		2- 0		
<hr/>											
8- 6	0- 0	0- 2		NON-CONFERENCE	1- 1		2- 2		5- 1		
4- 1	0- 0	0- 0		HOME	0- 0		1- 0		3- 1		
1- 2	0- 0	0- 1		AWAY	1- 1		0- 0		0- 0		
3- 3	0- 0	0- 1		NEUTRAL	0- 0		1- 2		2- 0		
<hr/>											
10- 3	0- 0	0- 0		CONFERENCE	2- 1		1- 0		7- 2		
7- 1	0- 0	0- 0		HOME	2- 0		0- 0		5- 1		
3- 2	0- 0	0- 0		AWAY	0- 1		1- 0		2- 1		
0- 0	0- 0	0- 0		NEUTRAL	0- 0		0- 0		0- 0		
<hr/>											
RPI S	Opponent	Score	RPI S	Opponent	Score	RPI S	Opponent	Score	RPI S	Opponent	Score
			26 N	Western Mich.	1 3	69 H	Samford	3 1	118 H	North Carolina St.	3 1
			45 A	Kansas	0 3	73 H	Furman	3 0	125 N	Georgetown	0 3
						78 A	Col. of Charleston	0 3	126 A	Ga. Southern	3 1
						94 A	Morehead St.	1 3	142 N	Belmont	3 0
						100 A	James Madison	3 0	146 N	South Dakota St.	1 3
									171 H	Charlotte	2 3
									172 H	Kennesaw St.	3 0
									183 H	Wake Forest	3 0
									188 H	Davidson	2 3
									189 A	Elon	1 3
									189 H	Elon	3 0
									207 N	East Tenn. St.	3 1
									217 N	George Mason	3 1
									232 H	Western Caro.	3 0
									236 A	UNC Greensboro	3 1
									236 H	UNC Greensboro	3 1
									239 H	William & Mary	3 2
									276 H	Chattanooga	3 0
									279 H	Wofford	3 0
									286 A	Citadel	3 1
<hr/>											
LAST 10 GAMES											
			188 H	Davidson	2 3	279 H	Wofford	3 0			
			189 H	Elon	3 0	73 H	Furman	3 0			
			236 H	UNC Greensboro	3 1	232 H	Western Caro.	3 0			
			286 A	Citadel	3 1	126 A	Ga. Southern	3 1			
			78 A	Col. of Charleston	0 3	236 A	UNC Greensboro	3 1			

Non-Div. I Games:

Appalachian St.

Average RPI Win:		216	WON-LOST RECORD		WINNING PCT. RANK		LAST 10 GAMES		STRENGTH OF SCHEDULE		OPP. STRENGTH OF SCHEDULE		TEAM RPI		ADJ RPI		CONF. RPI		ADJ CONF. RPI	
DIV. I ONLY			15- 11		.57692 120		1- 9		97		85		94		.54698 87		1		1	
DIV. I NON-CONF.			14- 1		.93333 10		0- 0		265		265		78		.55856 81		2		2	
TOTALS		RPI 1-25		RPI 26-50		W-L RECORDS		RPI 51-100		RPI 101-150		RPI 150+								
15- 11		0- 6		1- 4		OVERALL		2- 1		0- 0		12- 0								
4- 4		0- 3		1- 1		HOME		1- 0		0- 0		2- 0								
5- 7		0- 3		0- 3		AWAY		1- 1		0- 0		4- 0								
6- 0		0- 0		0- 0		NEUTRAL		0- 0		0- 0		6- 0								
14- 1		0- 0		0- 0		NON-CONFERENCE		2- 1		0- 0		12- 0								
3- 0		0- 0		0- 0		HOME		1- 0		0- 0		2- 0								
5- 1		0- 0		0- 0		AWAY		1- 1		0- 0		4- 0								
6- 0		0- 0		0- 0		NEUTRAL		0- 0		0- 0		6- 0								
1- 10		0- 6		1- 4		CONFERENCE		0- 0		0- 0		0- 0								
1- 4		0- 3		1- 1		HOME		0- 0		0- 0		0- 0								
0- 6		0- 3		0- 3		AWAY		0- 0		0- 0		0- 0								
0- 0		0- 0		0- 0		NEUTRAL		0- 0		0- 0		0- 0								
RPI	S	Opponent		Score		RPI	S	Opponent		Score		RPI	S	Opponent		Score				
3	A	Iowa St.		0 3		28	H	Kansas St.		0 3		57	A	TCU		1 3				
3	H	Iowa St.		0 3		29	A	Missouri		1 3		94	H	Morehead St.		3 1				
4	A	Texas		0 3		42	A	Baylor		0 3		99	A	New Mexico		3 2				
20	A	Texas A&M		0 3		42	H	Baylor		3 2										
20	H	Texas A&M		2 3		45	A	Kansas		1 3										
23	H	Oklahoma		2 3																
						LAST 10 GAMES														
		3 A Iowa St.		0 3				29 A Missouri		1 3										
		20 A Texas A&M		0 3				4 A Texas		0 3										
		42 H Baylor		3 2				28 H Kansas St.		0 3										
		45 A Kansas		1 3				42 A Baylor		0 3										
		20 H Texas A&M		2 3				23 H Oklahoma		2 3										

Non-Div. I Games:

Texas Tech

Average RPI Win: 224		WON-LOST	WINNING	LAST 10	STRENGTH OF		OPP. STRENGTH	TEAM	ADJ	CONF.	ADJ CONF.
Average RPI Loss: 65		RECORD	PCT. RANK	GAMES	SCHEDULE		OF SCHEDULE	RPI	RPI	RPI	RPI
DIV. I ONLY		17-8	.68	75	142		142	83	.54675	88	25
DIV. I NON-CONF.		8-7	.53333	159	94		23	104	.54213	106	26
TOTALS		RPI 1-25	RPI 26-50		W-L RECORDS		RPI 51-100		RPI 101-150		RPI 150+
17-8		0-3	0-3		OVERALL		1-0		1-0		15-2
6-0		0-0	0-0		HOME		1-0		0-0		5-0
7-5		0-1	0-2		AWAY		0-0		0-0		7-2
4-3		0-2	0-1		NEUTRAL		0-0		1-0		3-0
8-7		0-3	0-3		NON-CONFERENCE		1-0		1-0		6-1
2-0		0-0	0-0		HOME		1-0		0-0		1-0
2-4		0-1	0-2		AWAY		0-0		0-0		2-1
4-3		0-2	0-1		NEUTRAL		0-0		1-0		3-0
9-1		0-0	0-0		CONFERENCE		0-0		0-0		9-1
4-0		0-0	0-0		HOME		0-0		0-0		4-0
5-1		0-0	0-0		AWAY		0-0		0-0		5-1
0-0		0-0	0-0		NEUTRAL		0-0		0-0		0-0
RPI S	Opponent	Score	RPI S	Opponent	Score	RPI S	Opponent	Score	RPI S	Opponent	Score
2 N	Nebraska	0 3	27 N	Tulsa	0 3	76 H	Yale	3 0	136 N	Maryland	3 0
10 A	Florida St.	0 3	31 A	Colorado St.	0 3				159 A	Colorado	1 3
13 N	Kentucky	1 3	41 A	Ohio St.	1 3				159 N	Colorado	3 0
									187 A	Colgate	3 0
									209 A	UMBC	3 2
									209 H	UMBC	3 0
									226 N	Akron	3 1
									233 A	Stony Brook	3 0
									233 H	Stony Brook	3 0
									240 A	New Hampshire	0 3
									243 A	Binghamton	3 1
									243 H	Binghamton	3 0
									253 H	Siena	3 0
									253 N	Siena	3 1
									268 A	Fordham	3 0
									269 A	Hartford	3 0
									303 A	Providence	3 1
									303 H	Providence	3 0
			LAST 10 GAMES								
			303 A	Providence	3 1	187 A	Colgate	3 0			
			253 H	Siena	3 0	240 A	New Hampshire	0 3			
			233 H	Stony Brook	3 0	269 A	Hartford	3 0			
			209 H	UMBC	3 0	303 H	Providence	3 0			
			243 H	Binghamton	3 0	209 A	UMBC	3 2			

Non-Div. I Games:

Albany (NY)

Average RPI Win: 210		WON-LOST	WINNING	LAST 10	STRENGTH OF		OPP. STRENGTH	TEAM	ADJ	CONF.	ADJ CONF.
Average RPI Loss: 103		RECORD	PCT. RANK	GAMES	SCHEDULE		OF SCHEDULE	RPI	RPI	RPI	RPI
DIV. I ONLY		22- 7	.75862	34	9- 1		193	180	86	.54428	90
DIV. I NON-CONF.		8- 6	.57143	137	0- 1		145	167	135	.51366	139
TOTALS		RPI 1-25	RPI 26-50		W-L RECORDS		RPI 51-100		RPI 101-150		RPI 150+
22- 7	0- 0	0- 1		OVERALL		0- 2		4- 3		18- 1	
10- 4	0- 0	0- 1		HOME		0- 2		2- 1		8- 0	
7- 2	0- 0	0- 0		AWAY		0- 0		2- 1		5- 1	
5- 1	0- 0	0- 0		NEUTRAL		0- 0		0- 1		5- 0	
8- 6	0- 0	0- 1		NON-CONFERENCE		0- 1		0- 3		8- 1	
2- 3	0- 0	0- 1		HOME		0- 1		0- 1		2- 0	
1- 2	0- 0	0- 0		AWAY		0- 0		0- 1		1- 1	
5- 1	0- 0	0- 0		NEUTRAL		0- 0		0- 1		5- 0	
14- 1	0- 0	0- 0		CONFERENCE		0- 1		4- 0		10- 0	
8- 1	0- 0	0- 0		HOME		0- 1		2- 0		6- 0	
6- 0	0- 0	0- 0		AWAY		0- 0		2- 0		4- 0	
0- 0	0- 0	0- 0		NEUTRAL		0- 0		0- 0		0- 0	
RPI S	Opponent	Score	RPI S	Opponent	Score	RPI S	Opponent	Score	RPI S	Opponent	Score
			42 H	Baylor	2 3	66 H	New Mexico St.	1 3	114 N	Syracuse	0 3
						81 H	UTSA	0 3	115 H	Houston Baptist	2 3
									135 A	Sam Houston St.	3 0
									135 H	Sam Houston St.	3 1
									141 A	Alabama	2 3
									148 A	Stephen F. Austin	3 0
									148 H	Stephen F. Austin	3 0
									157 A	North Texas	3 0
									161 A	Utah St.	2 3
									168 H	West Virginia	3 0
									172 N	Kennesaw St.	3 0
									174 N	Idaho St.	3 0
									196 H	Central Ark.	3 1
									201 A	Texas-Arlington	3 0
									201 H	Texas-Arlington	3 1
									205 H	A&M-Corpus Christi	3 0
									220 A	Nicholls St.	3 1
									231 H	La.-Lafayette	3 1
									237 N	Jackson St.	3 0
									238 H	Lamar	3 1
									254 N	Austin Peay	3 1
									257 H	McNeese St.	3 1
									261 A	Northwestern St.	3 1
									261 H	Northwestern St.	3 0
									309 A	Southeastern La.	3 0
									311 N	Alabama St.	3 1
LAST 10 GAMES			309 A	Southeastern La.	3 0	196 H	Central Ark.	3 1	261 A	Northwestern St.	3 1
			220 A	Nicholls St.	3 1	201 H	Texas-Arlington	3 1	261 H	Northwestern St.	3 0
			42 H	Baylor	2 3	135 A	Sam Houston St.	3 0	309 A	Southeastern La.	3 0
			135 H	Sam Houston St.	3 1	148 A	Stephen F. Austin	3 0	311 N	Alabama St.	3 1
			148 H	Stephen F. Austin	3 0	261 A	Northwestern St.	3 1			

Non-Div. I Games:

Texas St.

Average RPI Win:	149	WON-LOST	WINNING	LAST 10	STRENGTH OF	OPP. STRENGTH	TEAM	ADJ	CONF.	ADJ CONF.	
Average RPI Loss:	106	RECORD	PCT. RANK	GAMES	SCHEDULE	OF SCHEDULE	RPI	RPI	RPI	RPI	
DIV. I ONLY	20- 8	.71429	53	4- 6	217	67	96	.5426	91	8	8
DIV. I NON-CONF.	14- 1	.93333	10	0- 0	199	88	48	.60033	47	7	7
<hr/>											
TOTALS	RPI 1-25	RPI 26-50		W-L RECORDS		RPI 51-100		RPI 101-150		RPI 150+	
20- 8	0- 0	2- 2		OVERALL		3- 1		5- 3		10- 2	
8- 0	0- 0	0- 0		HOME		1- 0		3- 0		4- 0	
5- 7	0- 0	1- 1		AWAY		1- 1		1- 3		2- 2	
7- 1	0- 0	1- 1		NEUTRAL		1- 0		1- 0		4- 0	
<hr/>											
14- 1	0- 0	2- 1		NON-CONFERENCE		1- 0		2- 0		9- 0	
3- 0	0- 0	0- 0		HOME		0- 0		0- 0		3- 0	
4- 0	0- 0	1- 0		AWAY		0- 0		1- 0		2- 0	
7- 1	0- 0	1- 1		NEUTRAL		1- 0		1- 0		4- 0	
<hr/>											
6- 7	0- 0	0- 1		CONFERENCE		2- 1		3- 3		1- 2	
5- 0	0- 0	0- 0		HOME		1- 0		3- 0		1- 0	
1- 7	0- 0	0- 1		AWAY		1- 1		0- 3		0- 2	
0- 0	0- 0	0- 0		NEUTRAL		0- 0		0- 0		0- 0	
<hr/>											
RPI S	Opponent	Score	RPI S	Opponent	Score	RPI S	Opponent	Score	RPI S	Opponent	Score
			27 A	Tulsa	3 0	58 A	UC Santa Barbara	2 3	102 A	Cal Poly	0 3
			29 N	Missouri	3 1	58 H	UC Santa Barbara	3 1	102 H	Cal Poly	3 2
			44 N	North Dakota St.	1 3	81 N	UTSA	3 0	119 A	Cal St. Northridge	0 3
			50 A	Long Beach St.	0 3	84 A	Pacific	3 0	119 H	Cal St. Northridge	3 0
									139 A	UC Irvine	1 3
									139 H	UC Irvine	3 2
									144 A	Northern Colo.	3 2
									149 N	UNLV	3 0
									151 A	Sacramento St.	3 2
									152 A	Denver	3 2
									153 A	Cal St. Fullerton	0 3
									159 N	Colorado	3 1
									180 A	UC Riverside	0 3
									180 H	UC Riverside	3 0
									182 N	Drake	3 0
									184 H	Hofstra	3 1
									201 N	Texas-Arlington	3 0
									246 H	Air Force	3 0
									282 H	Seattle	3 1
									316 N	Ark.-Pine Bluff	3 0
<hr/>											
			LAST 10 GAMES								
			180 A	UC Riverside	0 3	153 A	Cal St. Fullerton	0 3			
			119 A	Cal St. Northridge	0 3	50 A	Long Beach St.	0 3			
			102 H	Cal Poly	3 2	119 H	Cal St. Northridge	3 0			
			58 H	UC Santa Barbara	3 1	180 H	UC Riverside	3 0			
			139 A	UC Irvine	1 3	58 A	UC Santa Barbara	2 3			

Non-Div. I Games:

UC Davis

Average RPI Win:		158	WON-LOST RECORD		WINNING PCT. RANK		LAST 10 GAMES		STRENGTH OF SCHEDULE		OPP. STRENGTH OF SCHEDULE		TEAM RPI		ADJ RPI		CONF. RPI		ADJ CONF. RPI				
Average RPI Loss:		93																					
DIV. I ONLY			15- 8		.65217	95	7- 3		132	90	82	.54218	92	10	10								
DIV. I NON-CONF.			7- 4		.63636	96	0- 1		277	78	166	.48829	170	12	12								
TOTALS		RPI 1-25		RPI 26-50		W-L RECORDS		RPI 51-100		RPI 101-150		RPI 150+											
15- 8	0- 1			0- 3	OVERALL		5- 1		2- 1		8- 2												
10- 1	0- 0			0- 1	HOME		3- 0		2- 0		5- 0												
4- 5	0- 1			0- 1	AWAY		2- 1		0- 1		2- 1												
1- 2	0- 0			0- 1	NEUTRAL		0- 0		0- 0		1- 1												
7- 4	0- 1			0- 1	NON-CONFERENCE		0- 0		1- 0		6- 2												
4- 0	0- 0			0- 0	HOME		0- 0		1- 0		3- 0												
2- 2	0- 1			0- 0	AWAY		0- 0		0- 0		2- 1												
1- 2	0- 0			0- 1	NEUTRAL		0- 0		0- 0		1- 1												
8- 4	0- 0			0- 2	CONFERENCE		5- 1		1- 1		2- 0												
6- 1	0- 0			0- 1	HOME		3- 0		1- 0		2- 0												
2- 3	0- 0			0- 1	AWAY		2- 1		0- 1		0- 0												
0- 0	0- 0			0- 0	NEUTRAL		0- 0		0- 0		0- 0												
RPI	S	Opponent		Score		RPI	S	Opponent		Score		RPI	S	Opponent		Score							
24	A	San Diego		2	3	31	A	Colorado St.		0	3	57	A	TCU		3	2	139	H	UC Irvine		3	1
						31	H	Colorado St.		1	3	57	H	TCU		3	0	149	A	UNLV		0	3
						45	N	Kansas		1	3	93	A	Wyoming		2	3	149	H	UNLV		3	1
												93	H	Wyoming		3	0	153	H	Cal St. Fullerton		3	2
												99	A	New Mexico		3	2	158	H	Boise St.		3	0
												99	H	New Mexico		3	1	170	N	Valparaiso		0	3
																		180	A	UC Riverside		3	1
																		195	H	Portland		3	2
																		204	A	Tulane		2	3
																		239	N	William & Mary		3	0
																		246	H	Air Force		3	0
																		249	H	Nevada		3	0
																		251	A	DePaul		3	0
						LAST 10 GAMES																	
						57	H	TCU		3	0	24	A	San Diego		2	3						
						99	H	New Mexico		3	1	158	H	Boise St.		3	0						
						93	A	Wyoming		2	3	246	H	Air Force		3	0						
						31	A	Colorado St.		0	3	99	A	New Mexico		3	2						
						149	H	UNLV		3	1	57	A	TCU		3	2						

Non-Div. I Games:

San Diego St.

W
y
o
m
i
n
g

Wyoming

Average RPI Win:		234	WON-LOST RECORD		WINNING PCT. RANK		LAST 10 GAMES		STRENGTH OF SCHEDULE		OPP. STRENGTH OF SCHEDULE		TEAM RPI		ADJ RPI		CONF. RPI		ADJ CONF. RPI								
Average RPI Loss:		99																									
DIV. I ONLY			22- 6		.78571		29		9- 1		218		203		90		.54132		94		27		27				
DIV. I NON-CONF.			5- 5		.5		164		0- 0		130		40		138		.51563		136		25		25				
TOTALS		RPI 1-25		RPI 26-50		W-L RECORDS		RPI 51-100		RPI 101-150		RPI 150+															
22- 6		0- 2		0- 1		OVERALL		1- 1		0- 1		21- 1															
12- 4		0- 2		0- 1		HOME		1- 0		0- 0		11- 1															
8- 1		0- 0		0- 0		AWAY		0- 1		0- 0		8- 0															
2- 1		0- 0		0- 0		NEUTRAL		0- 0		0- 1		2- 0															
5- 5		0- 2		0- 1		NON-CONFERENCE		1- 1		0- 1		4- 0															
3- 3		0- 2		0- 1		HOME		1- 0		0- 0		2- 0															
0- 1		0- 0		0- 0		AWAY		0- 1		0- 0		0- 0															
2- 1		0- 0		0- 0		NEUTRAL		0- 0		0- 1		2- 0															
17- 1		0- 0		0- 0		CONFERENCE		0- 0		0- 0		17- 1															
9- 1		0- 0		0- 0		HOME		0- 0		0- 0		9- 1															
8- 0		0- 0		0- 0		AWAY		0- 0		0- 0		8- 0															
0- 0		0- 0		0- 0		NEUTRAL		0- 0		0- 0		0- 0															
RPI	S	Opponent		Score		RPI	S	Opponent		Score		RPI	S	Opponent		Score											
21	H	Michigan		0	3	26	H	Western Mich.		2	3	86	H	Appalachian St.		3	1	149	N	UNLV		2	3				
21	H	Michigan		1	3							87	A	Texas Tech		1	3	178	A	Tennessee St.		3	2				
																		178	H	Tennessee St.		3	0				
																		186	H	Marshall		3	0				
																		196	N	Central Ark.		3	0				
																		213	A	UT Martin		3	1				
																		213	H	UT Martin		3	0				
																		216	A	Eastern Ky.		3	1				
																		216	H	Eastern Ky.		3	0				
																		217	H	George Mason		3	0				
																		254	A	Austin Peay		3	1				
																		254	H	Austin Peay		3	1				
																		258	A	Southeast Mo. St.		3	1				
																		258	H	Southeast Mo. St.		3	2				
																		261	N	Northwestern St.		3	0				
																		263	H	Jacksonville St.		3	0				
																		274	A	SIU Edwardsville		3	0				
																		274	H	SIU Edwardsville		3	0				
																		277	A	Murray St.		3	0				
																		277	H	Murray St.		3	0				
																		290	A	Eastern Ill.		3	0				
																		290	H	Eastern Ill.		0	3				
																		306	H	Tennessee Tech		3	0				
						LAST 10 GAMES																					
						277 H Murray St.						3	0	254 A Austin Peay						3	1						
						258 H Southeast Mo. St.						3	2	213 A UT Martin						3	1						
						216 A Eastern Ky.						3	1	258 A Southeast Mo. St.						3	1						
						274 H SIU Edwardsville						3	0	277 A Murray St.						3	0						
						290 H Eastern Ill.						0	3	263 H Jacksonville St.						3	0						

Non-Div. I Games:

Morehead St.

Average RPI Win:	232	WON-LOST RECORD	WINNING PCT. RANK	LAST 10 GAMES	STRENGTH OF SCHEDULE	OPP. STRENGTH OF SCHEDULE	TEAM RPI	ADJ RPI	CONF. RPI	ADJ CONF. RPI	
DIV. I ONLY		22- 7	.75862 34	8- 2	190	232	95	.5413 95	29	29	
DIV. I NON-CONF.		10- 5	.66667 81	0- 0	119	122	82	.55865 80	29	29	
<hr/>											
TOTALS	RPI 1-25	RPI 26-50		W-L RECORDS	RPI 51-100		RPI 101-150		RPI 150+		
22- 7	0- 0	0- 3		OVERALL	2- 1		1- 1		19- 2		
10- 2	0- 0	0- 1		HOME	0- 0		0- 0		10- 1		
8- 3	0- 0	0- 1		AWAY	1- 0		1- 1		6- 1		
4- 2	0- 0	0- 1		NEUTRAL	1- 1		0- 0		3- 0		
<hr/>											
10- 5	0- 0	0- 3		NON-CONFERENCE	2- 1		1- 1		7- 0		
3- 1	0- 0	0- 1		HOME	0- 0		0- 0		3- 0		
3- 2	0- 0	0- 1		AWAY	1- 0		1- 1		1- 0		
4- 2	0- 0	0- 1		NEUTRAL	1- 1		0- 0		3- 0		
<hr/>											
12- 2	0- 0	0- 0		CONFERENCE	0- 0		0- 0		12- 2		
7- 1	0- 0	0- 0		HOME	0- 0		0- 0		7- 1		
5- 1	0- 0	0- 0		AWAY	0- 0		0- 0		5- 1		
0- 0	0- 0	0- 0		NEUTRAL	0- 0		0- 0		0- 0		
<hr/>											
RPI S	Opponent	Score	RPI S	Opponent	Score	RPI S	Opponent	Score	RPI S	Opponent	Score
			34 N	Ball St.	1 3	76 N	Yale	3 1	114 A	Syracuse	0 3
			35 A	Michigan St.	0 3	79 N	Delaware	1 3	136 A	Maryland	3 2
			40 H	Marquette	1 3	98 A	Army	3 0	155 N	VCU	3 2
									166 A	Connecticut	3 1
									175 A	Long Island	2 3
									175 H	Long Island	3 2
									192 A	Central Conn. St.	3 1
									192 H	Central Conn. St.	3 1
									228 H	Robert Morris	1 3
									245 A	Fairleigh Dickinson	3 0
									245 H	Fairleigh Dickinson	3 0
									248 H	Rutgers	3 0
									253 N	Siena	3 0
									265 H	Brown	3 0
									267 A	Bryant	3 1
									267 H	Bryant	3 2
									269 H	Hartford	3 0
									298 N	Youngstown St.	3 0
									300 A	Quinnipiac	3 0
									300 H	Quinnipiac	3 0
									305 H	Saint Francis (PA)	3 0
									323 A	St. Francis (NY)	3 0
									323 H	St. Francis (NY)	3 0
			LAST 10 GAMES								
			175 H	Long Island	3 2	192 H	Central Conn. St.	3 1			
			323 H	St. Francis (NY)	3 0	305 H	Saint Francis (PA)	3 0			
			300 A	Quinnipiac	3 0	228 H	Robert Morris	1 3			
			245 A	Fairleigh Dickinson	3 0	300 H	Quinnipiac	3 0			
			175 A	Long Island	2 3	323 A	St. Francis (NY)	3 0			

Non-Div. I Games:

Sacred Heart

Average RPI Win: 209		WON-LOST RECORD		WINNING PCT. RANK		LAST 10 GAMES		STRENGTH OF SCHEDULE		OPP. STRENGTH OF SCHEDULE		TEAM RPI		ADJ RPI		CONF. RPI		ADJ CONF. RPI	
Average RPI Loss: 75		17- 10		.62963 97		8- 2		116		146		98		.541 96		9		9	
DIV. I ONLY		8- 4		.66667 81		0- 0		147		244		119		.53271 123		8		8	
DIV. I NON-CONF.																			
TOTALS		RPI 1-25		RPI 26-50		W-L RECORDS		RPI 51-100		RPI 101-150		RPI 150+							
17- 10		0- 2		0- 2		OVERALL		1- 3		1- 1		15- 2							
8- 2		0- 1		0- 0		HOME		0- 1		0- 0		8- 0							
5- 6		0- 1		0- 2		AWAY		0- 2		0- 1		5- 0							
4- 2		0- 0		0- 0		NEUTRAL		1- 0		1- 0		2- 2							
8- 4		0- 0		0- 0		NON-CONFERENCE		1- 1		1- 1		6- 2							
3- 0		0- 0		0- 0		HOME		0- 0		0- 0		3- 0							
1- 2		0- 0		0- 0		AWAY		0- 1		0- 1		1- 0							
4- 2		0- 0		0- 0		NEUTRAL		1- 0		1- 0		2- 2							
9- 6		0- 2		0- 2		CONFERENCE		0- 2		0- 0		9- 0							
5- 2		0- 1		0- 0		HOME		0- 1		0- 0		5- 0							
4- 4		0- 1		0- 2		AWAY		0- 1		0- 0		4- 0							
0- 0		0- 0		0- 0		NEUTRAL		0- 0		0- 0		0- 0							
RPI	S	Opponent		Score	RPI	S	Opponent		Score	RPI	S	Opponent		Score					
5	A	UNI		1 3	38	A	Missouri St.		2 3	53	A	Creighton		1 3					
5	H	UNI		1 3	48	A	Wichita St.		0 3	53	H	Creighton		2 3					
										59	N	UAB		3 2					
										93	A	Wyoming		0 3					

Non-Div. I Games:

Illinois St.

Average RPI Win:		164	WON-LOST RECORD		WINNING PCT. RANK		LAST 10 GAMES		STRENGTH OF SCHEDULE		OPP. STRENGTH OF SCHEDULE		TEAM RPI		ADJ RPI		CONF. RPI		ADJ CONF. RPI	
Average RPI Loss:		86																		
DIV. I ONLY			15- 12		.55556 138		4- 6		81		94		97		.54091 97		11		12	
DIV. I NON-CONF.			9- 6		.6 119		0- 0		62		102		70		.5588 79		11		11	
TOTALS		RPI 1-25		RPI 26-50		W-L RECORDS		RPI 51-100		RPI 101-150		RPI 150+								
15- 12		1- 1		0- 4		OVERALL		0- 3		4- 2		10- 2								
6- 3		1- 0		0- 1		HOME		0- 1		1- 1		4- 0								
7- 6		0- 0		0- 2		AWAY		0- 2		2- 1		5- 1								
2- 3		0- 1		0- 1		NEUTRAL		0- 0		1- 0		1- 1								
9- 6		0- 1		0- 2		NON-CONFERENCE		0- 2		1- 0		8- 1								
4- 1		0- 0		0- 0		HOME		0- 1		0- 0		4- 0								
3- 2		0- 0		0- 1		AWAY		0- 1		0- 0		3- 0								
2- 3		0- 1		0- 1		NEUTRAL		0- 0		1- 0		1- 1								
6- 6		1- 0		0- 2		CONFERENCE		0- 1		3- 2		2- 1								
2- 2		1- 0		0- 1		HOME		0- 0		1- 1		0- 0								
4- 4		0- 0		0- 1		AWAY		0- 1		2- 1		2- 1								
0- 0		0- 0		0- 0		NEUTRAL		0- 0		0- 0		0- 0								
RPI	S	Opponent		Score		RPI	S	Opponent		Score		RPI	S	Opponent		Score				
14	N	Tennessee		0	3	26	A	Western Mich.		1	3	55	A	Notre Dame		1	3	101	H Villanova	3 2
18	H	Cincinnati		3	0	30	N	North Carolina		0	3	57	H	TCU		1	3	113	N American	3 0
						37	H	Louisville		0	3	77	A	Virginia Tech		0	3	114	A Syracuse	1 3
						40	A	Marquette		2	3							125	H Georgetown	2 3
																		137	A Pittsburgh	3 1
																		150	A South Fla.	3 1
																		156	N Liberty	3 1
																		163	H Boston College	3 2
																		165	A Princeton	3 0
																		168	A West Virginia	3 1
																		175	H Long Island	3 0
																		184	H Hofstra	3 0
																		187	A Colgate	3 1
																		203	N Buffalo	0 3
																		225	H NJIT	3 0
																		248	A Rutgers	0 3
																		251	A DePaul	3 0
																		268	A Fordham	3 1
LAST 10 GAMES																				
						251	A	DePaul		3	0	40	A	Marquette		2	3			
						55	A	Notre Dame		1	3	248	A	Rutgers		0	3			
						101	H	Villanova		3	2	18	H	Cincinnati		3	0			
						125	H	Georgetown		2	3	37	H	Louisville		0	3			
						114	A	Syracuse		1	3	150	A	South Fla.		3	1			

Non-Div. I Games:

Seton Hall

Average RPI Win: 247		WON-LOST RECORD	WINNING PCT. RANK	LAST 10 GAMES	STRENGTH OF SCHEDULE	OPP. STRENGTH OF SCHEDULE	TEAM RPI	ADJ RPI	CONF. RPI	ADJ CONF. RPI							
Average RPI Loss: 94																	
DIV. I ONLY		20- 7	.74074	39	8- 2	187	260	101	.53877	98	26	25					
DIV. I NON-CONF.		10- 5	.66667	81	1- 1	146	213	111	.53936	111	27	27					
<hr/>																	
TOTALS		RPI 1-25		RPI 26-50		W-L RECORDS		RPI 51-100		RPI 101-150		RPI 150+					
20- 7		0- 0		0- 0		OVERALL		0- 4		1- 3		19- 0					
10- 3		0- 0		0- 0		HOME		0- 2		0- 1		10- 0					
8- 3		0- 0		0- 0		AWAY		0- 2		0- 1		8- 0					
2- 1		0- 0		0- 0		NEUTRAL		0- 0		1- 1		1- 0					
10- 5		0- 0		0- 0		NON-CONFERENCE		0- 4		1- 1		9- 0					
6- 2		0- 0		0- 0		HOME		0- 2		0- 0		6- 0					
2- 2		0- 0		0- 0		AWAY		0- 2		0- 0		2- 0					
2- 1		0- 0		0- 0		NEUTRAL		0- 0		1- 1		1- 0					
10- 2		0- 0		0- 0		CONFERENCE		0- 0		0- 2		10- 0					
4- 1		0- 0		0- 0		HOME		0- 0		0- 1		4- 0					
6- 1		0- 0		0- 0		AWAY		0- 0		0- 1		6- 0					
0- 0		0- 0		0- 0		NEUTRAL		0- 0		0- 0		0- 0					
RPI	S	Opponent		Score	RPI	S	Opponent		Score	RPI	S	Opponent		Score			
							63	H	Arkansas	0	3		112	N	Mississippi St.	1	3
							76	A	Yale	2	3		113	A	American	1	3
							84	A	Pacific	0	3		113	H	American	2	3
							95	H	Sacred Heart	0	3		123	N	Duquesne	3	2
													177	H	Dartmouth	3	1
													187	A	Colgate	3	2
													190	A	Lehigh	3	1
													190	H	Lehigh	3	1
													218	H	UMKC	3	2
													225	H	NJIT	3	1
													234	A	Manhattan	3	0
													240	N	New Hampshire	3	2
													247	H	Marist	3	0
													267	H	Bryant	3	1
													269	H	Hartford	3	0
													284	A	Bucknell	3	0
													285	A	Holy Cross	3	0
													285	H	Holy Cross	3	0
													300	A	Quinnipiac	3	1
													304	A	Lafayette	3	0
													304	H	Lafayette	3	1
													308	A	Navy	3	0
													308	H	Navy	3	0
LAST 10 GAMES																	
							113	A	American	1	3		304	H	Lafayette	3	1
							308	A	Navy	3	0		187	A	Colgate	3	2
							285	H	Holy Cross	3	0		284	A	Bucknell	3	0
							234	A	Manhattan	3	0		285	A	Holy Cross	3	0
							190	H	Lehigh	3	1		95	H	Sacred Heart	0	3

Non-Div. I Games:

Army

Average RPI Win:		191	WON-LOST RECORD		WINNING PCT. RANK		LAST 10 GAMES		STRENGTH OF SCHEDULE		OPP. STRENGTH OF SCHEDULE		TEAM RPI		ADJ RPI		CONF. RPI		ADJ CONF. RPI									
Average RPI Loss:		79																										
DIV. I ONLY			14- 11		.56	131	5- 5		101	119	106	.53698	99	10	10													
DIV. I NON-CONF.			8- 5		.61538	112	1- 0		126	130	108	.54291	102	12	12													
<hr/>																												
TOTALS		RPI 1-25			RPI 26-50			W-L RECORDS			RPI 51-100			RPI 101-150			RPI 150+											
14- 11		0- 1			0- 1			OVERALL			1- 7			4- 1			9- 1											
6- 4		0- 1			0- 0			HOME			0- 3			3- 0			3- 0											
4- 7		0- 0			0- 1			AWAY			0- 4			1- 1			3- 1											
4- 0		0- 0			0- 0			NEUTRAL			1- 0			0- 0			3- 0											
<hr/>																												
8- 5		0- 1			0- 0			NON-CONFERENCE			1- 2			2- 1			5- 1											
3- 2		0- 1			0- 0			HOME			0- 1			2- 0			1- 0											
1- 3		0- 0			0- 0			AWAY			0- 1			0- 1			1- 1											
4- 0		0- 0			0- 0			NEUTRAL			1- 0			0- 0			3- 0											
<hr/>																												
6- 6		0- 0			0- 1			CONFERENCE			0- 5			2- 0			4- 0											
3- 2		0- 0			0- 0			HOME			0- 2			1- 0			2- 0											
3- 4		0- 0			0- 1			AWAY			0- 3			1- 0			2- 0											
0- 0		0- 0			0- 0			NEUTRAL			0- 0			0- 0			0- 0											
<hr/>																												
RPI	S	Opponent			Score			RPI	S	Opponent			Score			RPI	S	Opponent			Score							
2	H	Nebraska			0 3			31	A	Colorado St.			0 3			57	A	TCU			0 3							
								57	H	TCU			1 3			137	A	Pittsburgh			2 3							
								66	A	New Mexico St.			1 3			139	H	UC Irvine			3 2							
								79	N	Delaware			3 1			149	A	UNLV			3 1							
								87	H	Texas Tech			2 3			149	H	UNLV			3 0							
								92	A	San Diego St.			1 3			150	H	South Fla.			3 1							
								92	H	San Diego St.			2 3			158	A	Boise St.			3 1							
								93	A	Wyoming			0 3			158	H	Boise St.			3 0							
																160	A	Northern Ariz.			2 3							
																181	N	San Jose St.			3 1							
																194	H	Portland St.			3 0							
246	A	Air Force			3 0																							
246	H	Air Force			3 0																							
259	N	Temple			3 1																							
278	N	Hampton			3 0																							
287	A	Tex.-Pan American			3 0																							
<hr/>																												
LAST 10 GAMES																												
149 A UNLV								3 1								57 A TCU					0 3							
92 A San Diego St.								1 3								93 A Wyoming					0 3							
246 H Air Force								3 0								31 A Colorado St.					0 3							
158 H Boise St.								3 0								92 H San Diego St.					2 3							
287 A Tex.-Pan American								3 0								149 H UNLV					3 0							

Non-Div. I Games:

New Mexico

Average RPI Win: 208		WON-LOST	WINNING	LAST 10	STRENGTH OF		OPP. STRENGTH	TEAM	ADJ	CONF.	ADJ CONF.
Average RPI Loss: 129		RECORD	PCT. RANK	GAMES	SCHEDULE		OF SCHEDULE	RPI	RPI	RPI	RPI
DIV. I ONLY		19- 8	.7037	59	7- 3		155	212	92	.53549	100
DIV. I NON-CONF.		11- 4	.73333	59	2- 0		120	252	72	.5567	84
TOTALS		RPI 1-25	RPI 26-50		W-L RECORDS		RPI 51-100		RPI 101-150		RPI 150+
19- 8	0- 0	0- 1		OVERALL		1- 3		1- 1		17- 3	
10- 3	0- 0	0- 0		HOME		0- 2		0- 1		10- 0	
6- 4	0- 0	0- 0		AWAY		0- 1		1- 0		5- 3	
3- 1	0- 0	0- 1		NEUTRAL		1- 0		0- 0		2- 0	
11- 4	0- 0	0- 1		NON-CONFERENCE		1- 1		0- 1		10- 1	
6- 2	0- 0	0- 0		HOME		0- 1		0- 1		6- 0	
2- 1	0- 0	0- 0		AWAY		0- 0		0- 0		2- 1	
3- 1	0- 0	0- 1		NEUTRAL		1- 0		0- 0		2- 0	
8- 4	0- 0	0- 0		CONFERENCE		0- 2		1- 0		7- 2	
4- 1	0- 0	0- 0		HOME		0- 1		0- 0		4- 0	
4- 3	0- 0	0- 0		AWAY		0- 1		1- 0		3- 2	
0- 0	0- 0	0- 0		NEUTRAL		0- 0		0- 0		0- 0	
RPI S	Opponent	Score	RPI S	Opponent	Score	RPI S	Opponent	Score	RPI S	Opponent	Score
			36 N	Dayton	0 3	60 N	North Dakota	3 2	125 H	Georgetown	2 3
						68 H	Northeastern	2 3	129 A	Towson	3 1
						79 A	Delaware	1 3	155 A	VCU	3 0
						86 H	Appalachian St.	0 3	155 H	VCU	3 1
									156 H	Liberty	3 1
									184 H	Hofstra	3 0
									188 N	Davidson	3 1
									190 H	Lehigh	3 2
									198 A	Georgia St.	1 3
									207 H	East Tenn. St.	3 0
									211 A	Green Bay	2 3
									217 A	George Mason	3 2
									217 H	George Mason	3 0
									228 H	Robert Morris	3 0
									230 A	UNC Wilmington	1 3
									239 A	William & Mary	3 0
									239 H	William & Mary	3 0
									255 N	Wright St.	3 0
									262 A	Radford	3 1
									272 H	Coastal Caro.	3 0
									295 A	High Point	3 0
									299 H	Norfolk St.	3 0
LAST 10 GAMES											
			217 A	George Mason	3 2		155 A	VCU	3 0		
			299 H	Norfolk St.	3 0		68 H	Northeastern	2 3		
			198 A	Georgia St.	1 3		184 H	Hofstra	3 0		
			230 A	UNC Wilmington	1 3		262 A	Radford	3 1		
			239 A	William & Mary	3 0		129 A	Towson	3 1		

Non-Div. I Games:

James Madison

Average RPI Win:	181	WON-LOST RECORD	WINNING PCT. RANK	LAST 10 GAMES		STRENGTH OF SCHEDULE	OPP. STRENGTH OF SCHEDULE	TEAM RPI	ADJ RPI	CONF. RPI	ADJ CONF. RPI				
DIV. I ONLY		17- 10	.62963	97	5- 5	145	109	99	.53526	101	11	12			
DIV. I NON-CONF.		9- 6	.6	119	1- 1	112	103	101	.54254	104	11	11			
<hr/>															
TOTALS	RPI 1-25		RPI 26-50		W-L RECORDS		RPI 51-100		RPI 101-150		RPI 150+				
17- 10	0- 2		0- 2		OVERALL		2- 3		5- 1		10- 2				
7- 2	0- 0		0- 0		HOME		1- 1		2- 0		4- 1				
7- 5	0- 1		0- 1		AWAY		1- 1		2- 1		4- 1				
3- 3	0- 1		0- 1		NEUTRAL		0- 1		1- 0		2- 0				
9- 6	0- 2		0- 1		NON-CONFERENCE		1- 2		2- 0		6- 1				
3- 1	0- 0		0- 0		HOME		1- 1		0- 0		2- 0				
3- 2	0- 1		0- 0		AWAY		0- 0		1- 0		2- 1				
3- 3	0- 1		0- 1		NEUTRAL		0- 1		1- 0		2- 0				
8- 4	0- 0		0- 1		CONFERENCE		1- 1		3- 1		4- 1				
4- 1	0- 0		0- 0		HOME		0- 0		2- 0		2- 1				
4- 3	0- 0		0- 1		AWAY		1- 1		1- 1		2- 0				
0- 0	0- 0		0- 0		NEUTRAL		0- 0		0- 0		0- 0				
RPI	S	Opponent	Score	RPI	S	Opponent	Score	RPI	S	Opponent	Score	RPI	S	Opponent	Score
14	A	Tennessee	0 3	29	N	Missouri	2 3	52	N	Ohio	2 3	113	A	American	3 0
25	N	Western Ky.	0 3	40	A	Marquette	0 3	55	A	Notre Dame	3 1	114	A	Syracuse	1 3
								57	H	TCU	1 3	125	H	Georgetown	3 0
								79	H	Delaware	3 1	136	N	Maryland	3 1
								97	A	Seton Hall	2 3	137	H	Pittsburgh	3 1
												150	A	South Fla.	3 1
												166	H	Connecticut	3 1
												168	H	West Virginia	3 0
												173	A	Fla. Gulf Coast	3 1
												187	H	Colgate	3 0
												224	A	Penn	3 1
												229	H	St. John's (NY)	0 3
												239	A	William & Mary	2 3
												248	A	Rutgers	3 0
												251	A	DePaul	3 2
												259	N	Temple	3 0
												289	H	Loyola Maryland	3 0
												310	N	La Salle	3 0

Non-Div. I Games:

Villanova

Average RPI Win:		123	WON-LOST RECORD		WINNING PCT. RANK	LAST 10 GAMES	STRENGTH OF SCHEDULE	OPP. STRENGTH OF SCHEDULE	TEAM RPI	ADJ RPI	CONF. RPI	ADJ CONF. RPI
Average RPI Loss:		76										
DIV. I ONLY			10- 15		.4 216	5- 5	32	77	108	.53507 102	8	8
DIV. I NON-CONF.			5- 8		.38462 226	0- 0	27	36	102	.54926 95	7	7
TOTALS		RPI 1-25	RPI 26-50		W-L RECORDS		RPI 51-100		RPI 101-150		RPI 150+	
10- 15	0- 3		1- 4		OVERALL		4- 3		1- 4		4- 1	
6- 2	0- 0		0- 1		HOME		3- 0		1- 1		2- 0	
3- 8	0- 0		1- 2		AWAY		1- 3		0- 2		1- 1	
1- 5	0- 3		0- 1		NEUTRAL		0- 0		0- 1		1- 0	
5- 8	0- 3		1- 2		NON-CONFERENCE		1- 1		0- 2		3- 0	
1- 0	0- 0		0- 0		HOME		0- 0		0- 0		1- 0	
3- 3	0- 0		1- 1		AWAY		1- 1		0- 1		1- 0	
1- 5	0- 3		0- 1		NEUTRAL		0- 0		0- 1		1- 0	
5- 7	0- 0		0- 2		CONFERENCE		3- 2		1- 2		1- 1	
5- 2	0- 0		0- 1		HOME		3- 0		1- 1		1- 0	
0- 5	0- 0		0- 1		AWAY		0- 2		0- 1		0- 1	
0- 0	0- 0		0- 0		NEUTRAL		0- 0		0- 0		0- 0	
RPI S	Opponent	Score	RPI S	Opponent	Score	RPI S	Opponent	Score	RPI S	Opponent	Score	
1 N	Illinois	1 3	27 N	Tulsa	1 3	58 H	UC Santa Barbara	3 2	116 N	Santa Clara	1 3	
21 N	Michigan	0 3	39 A	Oregon	0 3	61 A	St. Mary's (CA)	3 1	119 H	Cal St. Northridge	3 1	
24 N	San Diego	2 3	49 A	Middle Tenn.	3 0	80 A	San Francisco	0 3	124 A	Utah Valley	2 3	
			50 A	Long Beach St.	2 3	84 A	Pacific	0 3	139 A	UC Irvine	0 3	
			50 H	Long Beach St.	2 3	84 H	Pacific	3 0	139 H	UC Irvine	2 3	
						91 A	UC Davis	2 3	153 A	Cal St. Fullerton	0 3	
						91 H	UC Davis	3 0	153 H	Cal St. Fullerton	3 0	
									154 A	Fresno St.	3 2	
									175 N	Long Island	3 0	
									281 H	CSU Bakersfield	3 0	
LAST 10 GAMES												
			139 H	UC Irvine	2 3	119 H	Cal St. Northridge	3 1				
			91 A	UC Davis	2 3	58 H	UC Santa Barbara	3 2				
			84 A	Pacific	0 3	139 A	UC Irvine	0 3				
			153 H	Cal St. Fullerton	3 0	84 H	Pacific	3 0				
			50 H	Long Beach St.	2 3	91 H	UC Davis	3 0				

Non-Div. I Games:

Cal Poly

Average RPI Win:	163	WON-LOST	WINNING	LAST 10	STRENGTH OF	OPP. STRENGTH	TEAM	ADJ	CONF.	ADJ CONF.		
Average RPI Loss:	49	RECORD	PCT. RANK	GAMES	SCHEDULE	OF SCHEDULE	RPI	RPI	RPI	RPI		
DIV. I ONLY		10- 16	.38462	230	1- 9	38	47	113	.53436	103	4	4
DIV. I NON-CONF.		6- 4	.6	119	0- 0	53	79	67	.57815	66	4	4
<hr/>												
TOTALS	RPI 1-25	RPI 26-50		W-L RECORDS		RPI 51-100		RPI 101-150		RPI 150+		
10- 16	0- 7	1- 2		OVERALL		1- 4		4- 3		4- 0		
4- 5	0- 3	0- 0		HOME		0- 2		3- 0		1- 0		
2- 8	0- 3	1- 0		AWAY		0- 2		1- 3		0- 0		
4- 3	0- 1	0- 2		NEUTRAL		1- 0		0- 0		3- 0		
<hr/>												
6- 4	0- 2	1- 2		NON-CONFERENCE		1- 0		0- 0		4- 0		
1- 0	0- 0	0- 0		HOME		0- 0		0- 0		1- 0		
1- 1	0- 1	1- 0		AWAY		0- 0		0- 0		0- 0		
4- 3	0- 1	0- 2		NEUTRAL		1- 0		0- 0		3- 0		
<hr/>												
4- 12	0- 5	0- 0		CONFERENCE		0- 4		4- 3		0- 0		
3- 5	0- 3	0- 0		HOME		0- 2		3- 0		0- 0		
1- 7	0- 2	0- 0		AWAY		0- 2		1- 3		0- 0		
0- 0	0- 0	0- 0		NEUTRAL		0- 0		0- 0		0- 0		
<hr/>												
RPI	S	Opponent	Score	RPI	S	Opponent	Score	RPI	S	Opponent	Score	
13	A	Kentucky	0 3	29	N	Missouri	0 3	63	A	Arkansas	1 3	
13	H	Kentucky	2 3	30	N	North Carolina	0 3	63	H	Arkansas	0 3	
14	A	Tennessee	0 3	49	A	Middle Tenn.	3 2	75	A	LSU	1 3	
14	H	Tennessee	1 3					75	H	LSU	1 3	
17	H	Florida	0 3					89	N	FIU	3 2	
22	A	Miami (FL)	0 3									
23	N	Oklahoma	0 3									
<hr/>												
				LAST 10 GAMES								
				63 H Arkansas 0 3				14 H Tennessee 1 3				
				75 H LSU 1 3				75 A LSU 1 3				
				141 A Alabama 3 2				63 A Arkansas 1 3				
				120 A Ole Miss 1 3				112 A Mississippi St. 2 3				
				13 H Kentucky 2 3				108 A Georgia 1 3				

Non-Div. I Games:

Auburn

Average RPI Win:	211	WON-LOST RECORD	WINNING PCT. RANK	LAST 10 GAMES	STRENGTH OF SCHEDULE	OPP. STRENGTH OF SCHEDULE	TEAM RPI	ADJ RPI	CONF. RPI	ADJ CONF. RPI		
Average RPI Loss:	71											
DIV. I ONLY		19- 8	.7037	59	7- 3	209	165	105	.53423	104	17	17
DIV. I NON-CONF.		11- 3	.78571	44	0- 0	280	184	131	.52228	130	17	17
<hr/>												
TOTALS	RPI 1-25	RPI 26-50		W-L RECORDS		RPI 51-100		RPI 101-150		RPI 150+		
19- 8	0- 1	0- 2		OVERALL		2- 3		3- 2		14- 0		
12- 1	0- 0	0- 1		HOME		2- 0		2- 0		8- 0		
5- 5	0- 1	0- 1		AWAY		0- 2		1- 1		4- 0		
2- 2	0- 0	0- 0		NEUTRAL		0- 1		0- 1		2- 0		
<hr/>												
11- 3	0- 1	0- 0		NON-CONFERENCE		0- 1		2- 1		9- 0		
6- 0	0- 0	0- 0		HOME		0- 0		1- 0		5- 0		
3- 1	0- 1	0- 0		AWAY		0- 0		1- 0		2- 0		
2- 2	0- 0	0- 0		NEUTRAL		0- 1		0- 1		2- 0		
<hr/>												
8- 5	0- 0	0- 2		CONFERENCE		2- 2		1- 1		5- 0		
6- 1	0- 0	0- 1		HOME		2- 0		1- 0		3- 0		
2- 4	0- 0	0- 1		AWAY		0- 2		0- 1		2- 0		
0- 0	0- 0	0- 0		NEUTRAL		0- 0		0- 0		0- 0		
<hr/>												
RPI S	Opponent	Score		RPI S	Opponent	Score		RPI S	Opponent	Score		
24 A	San Diego	0	3	36 A	Dayton	0	3	58 N	UC Santa Barbara	0	3	
				36 H	Dayton	0	3	70 A	Xavier	0	3	
								70 H	Xavier	3	2	
								83 A	Saint Louis	0	3	
								83 H	Saint Louis	3	2	
								113 A	American	3	1	
								123 A	Duquesne	1	3	
								123 H	Duquesne	3	2	
								125 H	Georgetown	3	2	
								140 N	Indiana	2	3	
								155 A	VCU	3	1	
								171 H	Charlotte	3	1	
								192 H	Central Conn. St.	3	0	
								202 H	Rhode Island	3	2	
								217 H	George Mason	3	1	
								230 H	UNC Wilmington	3	0	
								259 A	Temple	3	0	
								260 N	Cornell	3	0	
								268 H	Fordham	3	0	
								289 A	Loyola Maryland	3	0	
								307 H	Howard	3	0	
								310 A	La Salle	3	0	
								319 H	N.C. Central	3	0	
								324 N	N.C. A&T	3	0	
<hr/>												
				LAST 10 GAMES								
				123 H Duquesne		3 2		259 A Temple		3 0		
				83 H Saint Louis		3 2		202 H Rhode Island		3 2		
				36 A Dayton		0 3		268 H Fordham		3 0		
				70 A Xavier		0 3		70 H Xavier		3 2		
				310 A La Salle		3 0		36 H Dayton		0 3		

Non-Div. I Games:

George Washington

Average RPI Win: 180		WON-LOST RECORD	WINNING PCT. RANK		LAST 10 GAMES		STRENGTH OF SCHEDULE		OPP. STRENGTH OF SCHEDULE		TEAM RPI	ADJ RPI	CONF. RPI	ADJ CONF. RPI	
Average RPI Loss: 81															
DIV. I ONLY		14- 11	.56	131	8- 2		95		111		100	.53327	105	13	13
DIV. I NON-CONF.		6- 7	.46154	189	1- 0		98		85		140	.5127	143	13	13
TOTALS		RPI 1-25		RPI 26-50		W-L RECORDS		RPI 51-100		RPI 101-150		RPI 150+			
14- 11		0- 2		0- 3		OVERALL		1- 3		2- 0		11- 3			
6- 1		0- 1		0- 0		HOME		1- 0		0- 0		5- 0			
5- 7		0- 1		0- 2		AWAY		0- 2		1- 0		4- 2			
3- 3		0- 0		0- 1		NEUTRAL		0- 1		1- 0		2- 1			
6- 7		0- 0		0- 3		NON-CONFERENCE		0- 2		2- 0		4- 2			
0- 0		0- 0		0- 0		HOME		0- 0		0- 0		0- 0			
3- 4		0- 0		0- 2		AWAY		0- 1		1- 0		2- 1			
3- 3		0- 0		0- 1		NEUTRAL		0- 1		1- 0		2- 1			
8- 4		0- 2		0- 0		CONFERENCE		1- 1		0- 0		7- 1			
6- 1		0- 1		0- 0		HOME		1- 0		0- 0		5- 0			
2- 3		0- 1		0- 0		AWAY		0- 1		0- 0		2- 1			
0- 0		0- 0		0- 0		NEUTRAL		0- 0		0- 0		0- 0			
RPI	S	Opponent		Score	RPI	S	Opponent		Score	RPI	S	Opponent		Score	
8	A	Hawaii		0 3	28	A	Kansas St.		0 3	55	A	Notre Dame		1 3	
8	H	Hawaii		1 3	47	N	BYU		0 3	66	A	New Mexico St.		1 3	
					50	A	Long Beach St.		0 3	66	H	New Mexico St.		3 1	
										67	N	Eastern Mich.		0 3	
												126 N Ga. Southern		3 0	
												139 A UC Irvine		3 0	
												153 N Cal St. Fullerton		3 0	
												154 H Fresno St.		3 2	
												161 A Utah St.		3 2	
												161 H Utah St.		3 0	
												179 N Butler		3 2	
												181 A San Jose St.		2 3	
												181 H San Jose St.		3 0	
												185 N South Dakota		1 3	
												195 A Portland		1 3	
												197 A Eastern Wash.		3 0	
												208 A Montana		3 0	
												249 H Nevada		3 1	
												275 A Louisiana Tech		3 0	
												275 H Louisiana Tech		3 0	
LAST 10 GAMES															
161 A Utah St.					3	2	154 H Fresno St.					3	2		
66 H New Mexico St.					3	1	249 H Nevada					3	1		
275 H Louisiana Tech					3	0	161 H Utah St.					3	0		
8 A Hawaii					0	3	197 A Eastern Wash.					3	0		
181 A San Jose St.					2	3	275 A Louisiana Tech					3	0		

Non-Div. I Games:

Idaho

Average RPI Win:	185	WON-LOST RECORD	WINNING PCT. RANK	LAST 10 GAMES	STRENGTH OF SCHEDULE	OPP. STRENGTH OF SCHEDULE	TEAM RPI	ADJ RPI	CONF. RPI	ADJ CONF. RPI	
DIV. I ONLY		14- 11	.56 131	5- 5	105	89	103	.53308	106	7 7	
DIV. I NON-CONF.		7- 4	.63636 96	0- 0	266	115	161	.49431	164	9 10	
<hr/>											
TOTALS	RPI 1-25	RPI 26-50		W-L RECORDS	RPI 51-100		RPI 101-150		RPI 150+		
14- 11	0- 2	0- 4		OVERALL	2- 2		2- 2		10- 1		
5- 3	0- 1	0- 2		HOME	1- 0		1- 0		3- 0		
4- 6	0- 1	0- 1		AWAY	0- 2		1- 2		3- 0		
5- 2	0- 0	0- 1		NEUTRAL	1- 0		0- 0		4- 1		
<hr/>											
7- 4	0- 0	0- 1		NON-CONFERENCE	1- 0		0- 2		6- 1		
0- 0	0- 0	0- 0		HOME	0- 0		0- 0		0- 0		
2- 2	0- 0	0- 0		AWAY	0- 0		0- 2		2- 0		
5- 2	0- 0	0- 1		NEUTRAL	1- 0		0- 0		4- 1		
<hr/>											
7- 7	0- 2	0- 3		CONFERENCE	1- 2		2- 0		4- 0		
5- 3	0- 1	0- 2		HOME	1- 0		1- 0		3- 0		
2- 4	0- 1	0- 1		AWAY	0- 2		1- 0		1- 0		
0- 0	0- 0	0- 0		NEUTRAL	0- 0		0- 0		0- 0		
<hr/>											
RPI S	Opponent	Score	RPI S	Opponent	Score	RPI S	Opponent	Score	RPI S	Opponent	Score
19 A	Northern Ill.	0 3	26 A	Western Mich.	1 3	52 A	Ohio	2 3	127 A	Iowa	2 3
19 H	Northern Ill.	1 3	26 H	Western Mich.	1 3	67 A	Eastern Mich.	1 3	130 A	Bowling Green	3 2
			34 H	Ball St.	0 3	67 H	Eastern Mich.	3 2	133 H	Toledo	3 2
			40 N	Marquette	0 3	83 N	Saint Louis	3 0	138 A	Oakland	2 3
									169 A	Miami (OH)	3 1
									179 A	Butler	3 0
									186 A	Marshall	3 0
									189 N	Elon	1 3
									203 H	Buffalo	3 0
									214 H	Kent St.	3 1
									217 N	George Mason	3 1
									226 H	Akron	3 0
									254 N	Austin Peay	3 1
									255 N	Wright St.	3 0
									280 N	East Carolina	3 1
<hr/>											
			LAST 10 GAMES								
			52 A	Ohio	2 3	226 H	Akron	3 0			
			67 A	Eastern Mich.	1 3	169 A	Miami (OH)	3 1			
			19 H	Northern Ill.	1 3	130 A	Bowling Green	3 2			
			26 H	Western Mich.	1 3	133 H	Toledo	3 2			
			203 H	Buffalo	3 0	34 H	Ball St.	0 3			

Non-Div. I Games:

Central Mich.

UTEP				Through Games Of Nov. 6, 2011									
Average RPI Win: 200		WON-LOST	WINNING	LAST 10	STRENGTH OF		OPP. STRENGTH	TEAM	ADJ		CONF.	ADJ CONF.	
Average RPI Loss: 72		RECORD	PCT. RANK	GAMES	SCHEDULE		OF SCHEDULE	RPI	RPI		RPI	RPI	
DIV. I ONLY		17- 11	.60714	110	4- 6		129	153	104	.53178	107	12	11
DIV. I NON-CONF.		10- 3	.76923	50	0- 0		183	237	96	.54858	97	10	9
TOTALS		RPI 1-25	RPI 26-50		W-L RECORDS		RPI 51-100		RPI 101-150		RPI 150+		
17- 11	0- 0	0- 2		OVERALL		1- 7		4- 1		12- 1			
6- 3	0- 0	0- 1		HOME		1- 1		3- 0		2- 1			
7- 6	0- 0	0- 0		AWAY		0- 6		0- 0		7- 0			
4- 2	0- 0	0- 1		NEUTRAL		0- 0		1- 1		3- 0			
10- 3	0- 0	0- 1		NON-CONFERENCE		0- 1		1- 1		9- 0			
2- 0	0- 0	0- 0		HOME		0- 0		0- 0		2- 0			
4- 1	0- 0	0- 0		AWAY		0- 1		0- 0		4- 0			
4- 2	0- 0	0- 1		NEUTRAL		0- 0		1- 1		3- 0			
7- 8	0- 0	0- 1		CONFERENCE		1- 6		3- 0		3- 1			
4- 3	0- 0	0- 1		HOME		1- 1		3- 0		0- 1			
3- 5	0- 0	0- 0		AWAY		0- 5		0- 0		3- 0			
0- 0	0- 0	0- 0		NEUTRAL		0- 0		0- 0		0- 0			
RPI S	Opponent	Score	RPI S	Opponent	Score	RPI S	Opponent	Score	RPI S	Opponent	Score		
			27 H	Tulsa	0 3	54 A	Houston	1 3	112 N	Mississippi St.	2 3		
			42 N	Baylor	2 3	54 H	Houston	3 2	113 N	American	3 1		
						59 A	UAB	0 3	121 H	SMU	3 2		
						59 A	UAB	1 3	145 H	Memphis	3 1		
						64 A	Rice	0 3	145 H	Memphis	3 2		
						64 H	Rice	0 3	164 N	Niagara	3 0		
						66 A	New Mexico St.	0 3	176 H	Southern Miss.	0 3		
						74 A	UCF	0 3	186 A	Marshall	3 1		
									194 H	Portland St.	3 1		
									201 H	Texas-Arlington	3 0		
									204 A	Tulane	3 2		
									220 A	Nicholls St.	3 0		
									238 A	Lamar	3 0		
									242 N	Jacksonville	3 2		
									260 A	Cornell	3 0		
									280 A	East Carolina	3 0		
									315 N	Delaware St.	3 0		
									317 A	Southern U.	3 0		
			LAST 10 GAMES										
			59 A	UAB	1 3	176 H	Southern Miss.	0 3					
			59 A	UAB	0 3	64 A	Rice	0 3					
			54 H	Houston	3 2	54 A	Houston	1 3					
			64 H	Rice	0 3	145 H	Memphis	3 1					
			204 A	Tulane	3 2	145 H	Memphis	3 2					

Non-Div. I Games:

UTEP

G
e
o
r
g
i
a

Georgia

Average RPI Win: 142		WON-LOST RECORD		WINNING PCT. RANK		LAST 10 GAMES		STRENGTH OF SCHEDULE		OPP. STRENGTH OF SCHEDULE		TEAM RPI		ADJ RPI		CONF. RPI		ADJ CONF. RPI	
DIV. I ONLY		9- 17		.34615 242		3- 7		25		28		117		.52884 109		3		3	
DIV. I NON-CONF.		5- 4		.55556 146		0- 0		180		62		147		.5112 147		3		3	
TOTALS		RPI 1-25		RPI 26-50		W-L RECORDS		RPI 51-100		RPI 101-150		RPI 150+							
9- 17		0- 6		1- 6		OVERALL		1- 2		3- 2		4- 1							
4- 10		0- 3		0- 4		HOME		0- 2		2- 1		2- 0							
4- 6		0- 3		1- 2		AWAY		1- 0		1- 1		1- 0							
1- 1		0- 0		0- 0		NEUTRAL		0- 0		0- 0		1- 1							
5- 4		0- 0		0- 1		NON-CONFERENCE		1- 2		1- 0		3- 1							
3- 3		0- 0		0- 1		HOME		0- 2		1- 0		2- 0							
1- 0		0- 0		0- 0		AWAY		1- 0		0- 0		0- 0							
1- 1		0- 0		0- 0		NEUTRAL		0- 0		0- 0		1- 1							
4- 13		0- 6		1- 5		CONFERENCE		0- 0		2- 2		1- 0							
1- 7		0- 3		0- 3		HOME		0- 0		1- 1		0- 0							
3- 6		0- 3		1- 2		AWAY		0- 0		1- 1		1- 0							
0- 0		0- 0		0- 0		NEUTRAL		0- 0		0- 0		0- 0							
RPI S	Opponent		Score		RPI S	Opponent		Score		RPI S	Opponent		Score		RPI S	Opponent		Score	
7 A	UCLA		0 3		32 A	California		0 3		67 H	Eastern Mich.		2 3		117 A	Washington St.		3 1	
7 H	UCLA		0 3		32 H	California		2 3		76 A	Yale		3 1		119 H	Cal St. Northridge		3 0	
11 A	Southern California		0 3		33 A	Washington		0 3		82 H	Northwestern		0 3		131 H	Arizona St.		3 0	
11 H	Southern California		0 3		39 A	Oregon		3 2							134 A	Oregon St.		0 3	
12 A	Stanford		0 3		39 H	Oregon		0 3							134 H	Oregon St.		0 3	
12 H	Stanford		0 3		43 H	Arizona		1 3							159 A	Colorado		3 0	
					47 H	BYU		0 3							163 N	Boston College		1 3	
															180 H	UC Riverside		3 1	
															187 N	Colgate		3 0	
															271 H	Weber St.		3 0	

Non-Div. I Games:

Utah

Average RPI Win: 182		WON-LOST	WINNING	LAST 10	STRENGTH OF		OPP. STRENGTH	TEAM	ADJ	CONF.	ADJ CONF.
Average RPI Loss: 65		RECORD	PCT. RANK	GAMES	SCHEDULE		OF SCHEDULE	RPI	RPI	RPI	RPI
DIV. I ONLY		12- 13	.48	177	3- 7		74	87	109	.52866	110
DIV. I NON-CONF.		9- 1	.9	20	0- 0		89	251	33	.61451	35
TOTALS		RPI 1-25	RPI 26-50		W-L RECORDS		RPI 51-100		RPI 101-150		RPI 150+
12- 13		0- 5	0- 0		OVERALL		1- 3		4- 5		7- 0
6- 6		0- 3	0- 0		HOME		0- 2		2- 1		4- 0
3- 6		0- 2	0- 0		AWAY		1- 0		1- 4		1- 0
3- 1		0- 0	0- 0		NEUTRAL		0- 1		1- 0		2- 0
9- 1		0- 0	0- 0		NON-CONFERENCE		1- 1		1- 0		7- 0
4- 0		0- 0	0- 0		HOME		0- 0		0- 0		4- 0
2- 0		0- 0	0- 0		AWAY		1- 0		0- 0		1- 0
3- 1		0- 0	0- 0		NEUTRAL		0- 1		1- 0		2- 0
3- 12		0- 5	0- 0		CONFERENCE		0- 2		3- 5		0- 0
2- 6		0- 3	0- 0		HOME		0- 2		2- 1		0- 0
1- 6		0- 2	0- 0		AWAY		0- 0		1- 4		0- 0
0- 0		0- 0	0- 0		NEUTRAL		0- 0		0- 0		0- 0
RPI S	Opponent	Score	RPI S	Opponent	Score	RPI S	Opponent	Score	RPI S	Opponent	Score
13 A	Kentucky	0 3				56 N	Clemson	0 3	103 A	Auburn	0 3
13 H	Kentucky	1 3				63 H	Arkansas	0 3	108 A	Georgia	0 3
14 A	Tennessee	0 3				75 H	LSU	1 3	112 A	Mississippi St.	2 3
14 H	Tennessee	1 3				78 A	Col. of Charleston	3 2	112 H	Mississippi St.	3 0
17 H	Florida	0 3							120 A	Ole Miss	3 1
									120 H	Ole Miss	0 3
									141 A	Alabama	0 3
									141 H	Alabama	3 0
									147 N	Winthrop	3 0
									188 H	Davidson	3 0
									189 H	Elon	3 1
									206 H	UNC Asheville	3 0
									208 N	Montana	3 0
									233 N	Stony Brook	3 1
									259 A	Temple	3 0
									297 H	Gardner-Webb	3 0
			LAST 10 GAMES								
	141 H	Alabama	3	0		17 H	Florida	0 3			
	120 H	Ole Miss	0	3		120 A	Ole Miss	3 1			
	14 A	Tennessee	0	3		141 A	Alabama	0 3			
	13 A	Kentucky	0	3		63 H	Arkansas	0 3			
	112 H	Mississippi St.	3	0		75 H	LSU	1 3			

Non-Div. I Games:

South Carolina

Average RPI Win: 209		WON-LOST	WINNING	LAST 10	STRENGTH OF		OPP. STRENGTH	TEAM	ADJ	CONF.	ADJ CONF.
Average RPI Loss: 91		RECORD	PCT. RANK	GAMES	SCHEDULE		OF SCHEDULE	RPI	RPI	RPI	RPI
DIV. I ONLY		19- 9	.67857	82	5- 3		201	155	110	.52783	111
DIV. I NON-CONF.		9- 5	.64286	93	0- 0		215	170	141	.51336	140
TOTALS		RPI 1-25	RPI 26-50		W-L RECORDS		RPI 51-100		RPI 101-150		RPI 150+
19- 9	0- 1	1- 1		OVERALL		1- 4		0- 1		17- 2	
8- 0	0- 0	0- 0		HOME		0- 0		0- 0		8- 0	
5- 6	0- 0	1- 1		AWAY		1- 3		0- 0		3- 2	
6- 3	0- 1	0- 0		NEUTRAL		0- 1		0- 1		6- 0	
9- 5	0- 0	0- 1		NON-CONFERENCE		1- 3		0- 1		8- 0	
1- 0	0- 0	0- 0		HOME		0- 0		0- 0		1- 0	
2- 3	0- 0	0- 1		AWAY		1- 2		0- 0		1- 0	
6- 2	0- 0	0- 0		NEUTRAL		0- 1		0- 1		6- 0	
10- 4	0- 1	1- 0		CONFERENCE		0- 1		0- 0		9- 2	
7- 0	0- 0	0- 0		HOME		0- 0		0- 0		7- 0	
3- 3	0- 0	1- 0		AWAY		0- 1		0- 0		2- 2	
0- 1	0- 1	0- 0		NEUTRAL		0- 0		0- 0		0- 0	
RPI S	Opponent	Score		RPI S	Opponent	Score		RPI S	Opponent	Score	
25 N	Western Ky.	0 3		38 A	Missouri St.	1 3		59 N	UAB	2 3	
				49 A	Middle Tenn.	3 2		69 A	Samford	2 3	
								83 A	Saint Louis	1 3	
								85 A	Lipscomb	3 1	
								89 A	FIU	2 3	

Non-Div. I Games:

Arkansas St.

Average RPI Win:		128	WON-LOST RECORD		WINNING PCT. RANK		LAST 10 GAMES		STRENGTH OF SCHEDULE		OPP. STRENGTH OF SCHEDULE		TEAM RPI		ADJ RPI		CONF. RPI		ADJ CONF. RPI				
DIV. I ONLY			10- 15		.4 216		2- 8		42		70		112		.52778 112		4		4				
DIV. I NON-CONF.			5- 4		.55556 146		0- 0		129		183		134		.51574 135		4		4				
TOTALS		RPI 1-25		RPI 26-50				W-L RECORDS				RPI 51-100				RPI 101-150				RPI 150+			
10- 15		1- 5		1- 0				OVERALL				1- 5				5- 3				2- 2			
4- 7		1- 2		0- 0				HOME				0- 2				2- 1				1- 2			
3- 7		0- 3		0- 0				AWAY				0- 3				2- 1				1- 0			
3- 1		0- 0		1- 0				NEUTRAL				1- 0				1- 1				0- 0			
5- 4		0- 0		1- 0				NON-CONFERENCE				1- 1				1- 1				2- 2			
1- 2		0- 0		0- 0				HOME				0- 0				0- 0				1- 2			
1- 1		0- 0		0- 0				AWAY				0- 1				0- 0				1- 0			
3- 1		0- 0		1- 0				NEUTRAL				1- 0				1- 1				0- 0			
5- 11		1- 5		0- 0				CONFERENCE				0- 4				4- 2				0- 0			
3- 5		1- 2		0- 0				HOME				0- 2				2- 1				0- 0			
2- 6		0- 3		0- 0				AWAY				0- 2				2- 1				0- 0			
0- 0		0- 0		0- 0				NEUTRAL				0- 0				0- 0				0- 0			
RPI	S	Opponent		Score		RPI	S	Opponent		Score		RPI	S	Opponent		Score		RPI	S	Opponent		Score	
13	A	Kentucky		0 3		42	N	Baylor		3 1		63	A	Arkansas		0 3		103	H	Auburn		3 2	
13	H	Kentucky		3 0								63	H	Arkansas		0 3		107	N	UTEP		3 2	
14	A	Tennessee		1 3								75	A	LSU		0 3		108	H	Georgia		1 3	
14	H	Tennessee		0 3								75	H	LSU		2 3		110	A	South Carolina		0 3	
17	A	Florida		0 3								84	A	Pacific		0 3		110	H	South Carolina		3 2	
17	H	Florida		0 3								98	N	Army		3 1		120	A	Ole Miss		3 2	
																		123	N	Duquesne		0 3	
																		141	A	Alabama		3 0	
																		213	H	UT Martin		1 3	
																		219	H	Southern Ill.		2 3	
																		238	A	Lamar		3 0	
																		309	H	Southeastern La.		3 0	
LAST 10 GAMES																							
14	A	Tennessee		1 3		110	A	South Carolina		0 3		14	H	Tennessee		0 3							
13	A	Kentucky		0 3		13	H	Kentucky		3 0		103	H	Auburn		3 2							
75	H	LSU		2 3		108	H	Georgia		1 3													
63	H	Arkansas		0 3																			
17	A	Florida		0 3																			

Non-Div. I Games:

Mississippi St.

Average RPI Win: 188		WON-LOST RECORD		WINNING PCT. RANK		LAST 10 GAMES		STRENGTH OF SCHEDULE		OPP. STRENGTH OF SCHEDULE		TEAM RPI		ADJ RPI		CONF. RPI		ADJ CONF. RPI		
DIV. I ONLY		17- 11		.60714 110		5- 5		115		157		102		.52668 114		11		12		
DIV. I NON-CONF.		11- 5		.6875 80		1- 0		121		226		88		.54359 101		11		11		
TOTALS		RPI 1-25		RPI 26-50		W-L RECORDS		RPI 51-100		RPI 101-150		RPI 150+								
17- 11		0- 1		0- 3		OVERALL		3- 0		2- 3		12- 4								
7- 3		0- 0		0- 1		HOME		2- 0		1- 2		4- 0								
5- 7		0- 1		0- 1		AWAY		0- 0		1- 1		4- 4								
5- 1		0- 0		0- 1		NEUTRAL		1- 0		0- 0		4- 0								
11- 5		0- 0		0- 1		NON-CONFERENCE		2- 0		0- 1		9- 3								
4- 0		0- 0		0- 0		HOME		1- 0		0- 0		3- 0								
2- 4		0- 0		0- 0		AWAY		0- 0		0- 1		2- 3								
5- 1		0- 0		0- 1		NEUTRAL		1- 0		0- 0		4- 0								
6- 6		0- 1		0- 2		CONFERENCE		1- 0		2- 2		3- 1								
3- 3		0- 0		0- 1		HOME		1- 0		1- 2		1- 0								
3- 3		0- 1		0- 1		AWAY		0- 0		1- 0		2- 1								
0- 0		0- 0		0- 0		NEUTRAL		0- 0		0- 0		0- 0								
RPI	S	Opponent		Score		RPI	S	Opponent		Score		RPI	S	Opponent		Score				
18	A	Cincinnati		0 3		36	N	Dayton		0 3		90	N	Texas St.		3 0		101	H Villanova	3 1
						37	A	Louisville		1 3		95	H	Sacred Heart		3 0		124	A Utah Valley	2 3
						40	H	Marquette		1 3		97	H	Seton Hall		3 1		125	H Georgetown	2 3
																		137	A Pittsburgh	3 0
																		150	H South Fla.	2 3
																		161	A Utah St.	1 3
																		164	A Niagara	2 3
																		166	A Connecticut	3 0
																		168	A West Virginia	0 3
																		174	N Idaho St.	3 1
																		175	A Long Island	3 1
																		187	H Colgate	3 0
																		190	N Lehigh	3 0
																		203	A Buffalo	2 3
																		229	A St. John's (NY)	3 0
																		243	A Binghamton	3 0
																		248	H Rutgers	3 1
																		253	H Siena	3 0
																		259	N Temple	3 1
																		260	N Cornell	3 1
																		298	H Youngstown St.	3 2
LAST 10 GAMES																				
18	A	Cincinnati		0 3		248	H	Rutgers		3 1										
37	A	Louisville		1 3		243	A	Binghamton		3 0										
137	A	Pittsburgh		3 0		40	H	Marquette		1 3										
168	A	West Virginia		0 3		125	H	Georgetown		2 3										
97	H	Seton Hall		3 1		101	H	Villanova		3 1										

Non-Div. I Games:

Syracuse

Average RPI Win:		222	WON-LOST		WINNING		LAST 10		STRENGTH OF		OPP. STRENGTH		TEAM	ADJ		CONF.		ADJ CONF.						
Average RPI Loss:		92	RECORD		PCT. RANK		GAMES		SCHEDULE		OF SCHEDULE		RPI	RPI		RPI		RPI						
DIV. I ONLY			20- 8		.71429		53		7- 3		213		221		111		.52563		115		22		22	
DIV. I NON-CONF.			14- 5		.73684		58		2- 0		202		206		114		.53362		120		23		24	
TOTALS		RPI 1-25		RPI 26-50				W-L RECORDS				RPI 51-100				RPI 101-150				RPI 150+				
20- 8		0- 1		0- 0				OVERALL				2- 5				3- 1				15- 1				
9- 2		0- 0		0- 0				HOME				1- 1				2- 0				6- 1				
7- 4		0- 1		0- 0				AWAY				1- 2				1- 1				5- 0				
4- 2		0- 0		0- 0				NEUTRAL				0- 2				0- 0				4- 0				
14- 5		0- 1		0- 0				NON-CONFERENCE				2- 3				2- 0				10- 1				
6- 1		0- 0		0- 0				HOME				1- 0				1- 0				4- 1				
4- 2		0- 1		0- 0				AWAY				1- 1				1- 0				2- 0				
4- 2		0- 0		0- 0				NEUTRAL				0- 2				0- 0				4- 0				
6- 3		0- 0		0- 0				CONFERENCE				0- 2				1- 1				5- 0				
3- 1		0- 0		0- 0				HOME				0- 1				1- 0				2- 0				
3- 2		0- 0		0- 0				AWAY				0- 1				0- 1				3- 0				
0- 0		0- 0		0- 0				NEUTRAL				0- 0				0- 0				0- 0				
RPI	S	Opponent		Score		RPI	S	Opponent		Score		RPI	S	Opponent		Score		RPI	S	Opponent		Score		
20	A	Texas A&M		0 3								60	A	North Dakota		2 3		124	A	Utah Valley		1 3		
												60	H	North Dakota		1 3		124	H	Utah Valley		3 1		
												64	A	Rice		0 3		135	H	Sam Houston St.		3 2		
												65	N	Georgia Tech		0 3		148	A	Stephen F. Austin		3 1		
												66	N	New Mexico St.		0 3		157	N	North Texas		3 1		
												81	H	UTSA		3 2		176	H	Southern Miss.		3 1		
												90	A	Texas St.		3 2		205	H	A&M-Corpus Christi		3 2		
																		225	A	NJIT		3 1		
																		225	H	NJIT		3 0		
																		231	N	La.-Lafayette		3 0		
																		238	A	Lamar		3 0		
																		261	N	Northwestern St.		3 1		
																		275	H	Louisiana Tech		2 3		
																		287	A	Tex.-Pan American		3 0		
																		293	A	Prairie View		3 0		
																		293	H	Prairie View		3 0		
																		309	H	Southeastern La.		3 0		
																		318	A	Chicago St.		3 1		
																		318	H	Chicago St.		3 1		
																		321	N	Texas Southern		3 0		
						LAST 10 GAMES																		
												225	H	NJIT		3 0		124	H	Utah Valley		3 1		
												318	H	Chicago St.		3 1		60	H	North Dakota		1 3		
												60	A	North Dakota		2 3		287	A	Tex.-Pan American		3 0		
												124	A	Utah Valley		1 3		205	H	A&M-Corpus Christi		3 2		
												148	A	Stephen F. Austin		3 1		318	A	Chicago St.		3 1		

Non-Div. I Games:

Houston Baptist

Average RPI Win:		154	WON-LOST		WINNING		LAST 10		STRENGTH OF		OPP. STRENGTH		TEAM		ADJ		CONF.		ADJ CONF.				
Average RPI Loss:		58	RECORD		PCT. RANK		GAMES		SCHEDULE		OF SCHEDULE		RPI		RPI		RPI		RPI				
DIV. I ONLY			9- 14		.3913 227		3- 7		50		54		124		.52558 116		6 6						
DIV. I NON-CONF.			5- 6		.45455 194		0- 0		60		50		124		.53452 117		6 6						
TOTALS		RPI 1-25		RPI 26-50		W-L RECORDS		RPI 51-100		RPI 101-150		RPI 150+											
9- 14		0- 5		0- 2		OVERALL		2- 4		3- 3		4- 0											
2- 5		0- 2		0- 1		HOME		1- 2		1- 0		0- 0											
3- 7		0- 2		0- 1		AWAY		0- 2		0- 2		3- 0											
4- 2		0- 1		0- 0		NEUTRAL		1- 0		2- 1		1- 0											
5- 6		0- 2		0- 0		NON-CONFERENCE		1- 2		2- 2		2- 0											
0- 2		0- 0		0- 0		HOME		0- 2		0- 0		0- 0											
1- 2		0- 1		0- 0		AWAY		0- 0		0- 1		1- 0											
4- 2		0- 1		0- 0		NEUTRAL		1- 0		2- 1		1- 0											
4- 8		0- 3		0- 2		CONFERENCE		1- 2		1- 1		2- 0											
2- 3		0- 2		0- 1		HOME		1- 0		1- 0		0- 0											
2- 5		0- 1		0- 1		AWAY		0- 2		0- 1		2- 0											
0- 0		0- 0		0- 0		NEUTRAL		0- 0		0- 0		0- 0											
RPI	S	Opponent		Score		RPI	S	Opponent		Score		RPI	S	Opponent		Score							
4	A	Texas		0	3	47	A	BYU		0	3	58	H	UC Santa Barbara		1	3	102	N	Cal Poly	3	1	
16	A	Pepperdine		0	3	47	H	BYU		0	3	60	H	North Dakota		1	3	117	N	Washington St.	1	3	
16	H	Pepperdine		1	3							61	A	St. Mary's (CA)		2	3	121	N	SMU	3	2	
21	N	Michigan		1	3							80	A	San Francisco		1	3	124	A	Utah Valley	1	3	
24	H	San Diego		2	3							80	H	San Francisco		3	1	132	A	Loyola Marymount	1	3	
												81	N	UTSA		3	2	132	H	Loyola Marymount	3	0	
																		195	A	Portland	3	1	
																		197	N	Eastern Wash.	3	0	
																		200	A	Gonzaga	3	1	
																		282	A	Seattle	3	0	
LAST 10 GAMES																							
132 A Loyola Marymount						1	3	61 A St. Mary's (CA)						2	3								
16 A Pepperdine						0	3	16 H Pepperdine						1	3								
47 H BYU						0	3	80 A San Francisco						1	3								
80 H San Francisco						3	1	47 A BYU						0	3								
132 H Loyola Marymount						3	0	200 A Gonzaga						3	1								

Non-Div. I Games:

Santa Clara

Average RPI Win:	169	WON-LOST RECORD	WINNING PCT. RANK	LAST 10 GAMES	STRENGTH OF SCHEDULE	OPP. STRENGTH OF SCHEDULE	TEAM RPI	ADJ RPI	CONF. RPI	ADJ CONF. RPI		
DIV. I ONLY		12- 14	.46154	182	2- 8	86	33	116	.52465	117	3	3
DIV. I NON-CONF.		8- 2	.8	40	0- 0	213	128	81	.55327	89	3	3
<hr/>												
TOTALS	RPI 1-25	RPI 26-50		W-L RECORDS		RPI 51-100		RPI 101-150		RPI 150+		
12- 14	0- 6	0- 5		OVERALL		1- 0		5- 2		6- 1		
6- 5	0- 2	0- 2		HOME		1- 0		3- 1		2- 0		
3- 7	0- 3	0- 3		AWAY		0- 0		1- 1		2- 0		
3- 2	0- 1	0- 0		NEUTRAL		0- 0		1- 0		2- 1		
8- 2	0- 1	0- 0		NON-CONFERENCE		1- 0		2- 0		5- 1		
3- 0	0- 0	0- 0		HOME		1- 0		1- 0		1- 0		
2- 0	0- 0	0- 0		AWAY		0- 0		0- 0		2- 0		
3- 2	0- 1	0- 0		NEUTRAL		0- 0		1- 0		2- 1		
4- 12	0- 5	0- 5		CONFERENCE		0- 0		3- 2		1- 0		
3- 5	0- 2	0- 2		HOME		0- 0		2- 1		1- 0		
1- 7	0- 3	0- 3		AWAY		0- 0		1- 1		0- 0		
0- 0	0- 0	0- 0		NEUTRAL		0- 0		0- 0		0- 0		
RPI S	Opponent	Score	RPI S	Opponent	Score	RPI S	Opponent	Score	RPI S	Opponent	Score	
7 A	UCLA	0 3	32 A	California	0 3	80 H	San Francisco	3 2	109 H	Utah	1 3	
7 H	UCLA	0 3	39 A	Oregon	2 3				116 N	Santa Clara	3 1	
11 A	Southern California	0 3	39 H	Oregon	1 3				131 A	Arizona St.	3 2	
11 H	Southern California	0 3	43 A	Arizona	0 3				131 H	Arizona St.	3 0	
12 A	Stanford	0 3	43 H	Arizona	1 3				134 A	Oregon St.	2 3	
20 N	Texas A&M	0 3							134 H	Oregon St.	3 0	
									135 H	Sam Houston St.	3 1	
									159 H	Colorado	3 0	
									179 N	Butler	3 1	
									195 A	Portland	3 2	
									197 N	Eastern Wash.	2 3	
									234 H	Manhattan	3 0	
									249 N	Nevada	3 0	
									282 A	Seattle	3 2	
<hr/>												
LAST 10 GAMES												
7 A	UCLA	0 3	39 A	Oregon	2 3							
11 A	Southern California	0 3	32 A	California	0 3							
131 H	Arizona St.	3 0	12 A	Stanford	0 3							
43 H	Arizona	1 3	159 H	Colorado	3 0							
134 A	Oregon St.	2 3	109 H	Utah	1 3							

Non-Div. I Games:

Washington St.

Average RPI Win:	194	WON-LOST	WINNING	LAST 10	STRENGTH OF	OPP. STRENGTH	TEAM	ADJ	CONF.	ADJ CONF.	
Average RPI Loss:	60	RECORD	PCT. RANK	GAMES	SCHEDULE	OF SCHEDULE	RPI	RPI	RPI	RPI	
DIV. I ONLY	17- 11	.60714	110	3- 7	179	84	119	.52415	118	5	5
DIV. I NON-CONF.	12- 1	.92308	15	0- 0	283	219	87	.55316	90	5	5
<hr/>											
TOTALS	RPI 1-25	RPI 26-50		W-L RECORDS	RPI 51-100		RPI 101-150		RPI 150+		
17- 11	0- 4	0- 2		OVERALL	2- 3		2- 1		13- 1		
8- 4	0- 2	0- 0		HOME	1- 1		2- 0		5- 1		
5- 7	0- 2	0- 2		AWAY	1- 2		0- 1		4- 0		
4- 0	0- 0	0- 0		NEUTRAL	0- 0		0- 0		4- 0		
<hr/>											
12- 1	0- 0	0- 0		NON-CONFERENCE	1- 1		1- 0		10- 0		
6- 0	0- 0	0- 0		HOME	1- 0		1- 0		4- 0		
2- 1	0- 0	0- 0		AWAY	0- 1		0- 0		2- 0		
4- 0	0- 0	0- 0		NEUTRAL	0- 0		0- 0		4- 0		
<hr/>											
5- 10	0- 4	0- 2		CONFERENCE	1- 2		1- 1		3- 1		
2- 4	0- 2	0- 0		HOME	0- 1		1- 0		1- 1		
3- 6	0- 2	0- 2		AWAY	1- 1		0- 1		2- 0		
0- 0	0- 0	0- 0		NEUTRAL	0- 0		0- 0		0- 0		
<hr/>											
RPI S	Opponent	Score	RPI S	Opponent	Score	RPI S	Opponent	Score	RPI S	Opponent	Score
10 A	Florida St.	0 3	30 A	North Carolina	2 3	51 H	Wisconsin	3 2	129 H	Towson	3 0
10 H	Florida St.	2 3	46 A	Duke	0 3	56 A	Clemson	2 3	136 A	Maryland	0 3
22 A	Miami (FL)	0 3				65 A	Georgia Tech	3 2	136 H	Maryland	3 1
22 H	Miami (FL)	2 3				77 H	Virginia Tech	2 3	156 H	Liberty	3 0
						86 A	Appalachian St.	1 3	162 H	Virginia	1 3
									163 A	Boston College	3 0
									163 H	Boston College	3 1
									171 N	Charlotte	3 0
									172 N	Kennesaw St.	3 0
									183 A	Wake Forest	3 0
									230 A	UNC Wilmington	3 0
									232 H	Western Caro.	3 0
									250 H	Campbell	3 0
									280 N	East Carolina	3 0
									286 A	Citadel	3 0
									302 N	Charleston So.	3 1
									324 H	N.C. A&T	3 0
<hr/>											
LAST 10 GAMES											
22 A Miami (FL)					0 3	183 A Wake Forest					3 0
10 A Florida St.					0 3	162 H Virginia					1 3
163 H Boston College					3 1	77 H Virginia Tech					2 3
136 H Maryland					3 1	10 H Florida St.					2 3
46 A Duke					0 3	22 H Miami (FL)					2 3

Non-Div. I Games:

North Carolina St.

[illegible]

Non-Div. I Games:

Cal St. Northridge

Average RPI Win:		139	WON-LOST RECORD		WINNING PCT. RANK		LAST 10 GAMES		STRENGTH OF SCHEDULE		OPP. STRENGTH OF SCHEDULE		TEAM RPI		ADJ RPI		CONF. RPI		ADJ CONF. RPI	
DIV. I ONLY			9- 15		.375 236		4- 6		52		31		126		.52382 120		4		4	
DIV. I NON-CONF.			4- 4		.5 164		0- 0		52		45		89		.5571 82		4		4	
TOTALS		RPI 1-25		RPI 26-50		W-L RECORDS		RPI 51-100		RPI 101-150		RPI 150+								
9- 15		0- 6		0- 2		OVERALL		3- 2		3- 5		3- 0								
6- 4		0- 1		0- 0		HOME		2- 1		2- 2		2- 0								
2- 9		0- 4		0- 1		AWAY		1- 1		1- 3		0- 0								
1- 2		0- 1		0- 1		NEUTRAL		0- 0		0- 0		1- 0								
4- 4		0- 2		0- 2		NON-CONFERENCE		1- 0		0- 0		3- 0								
3- 0		0- 0		0- 0		HOME		1- 0		0- 0		2- 0								
0- 2		0- 1		0- 1		AWAY		0- 0		0- 0		0- 0								
1- 2		0- 1		0- 1		NEUTRAL		0- 0		0- 0		1- 0								
5- 11		0- 4		0- 0		CONFERENCE		2- 2		3- 5		0- 0								
3- 4		0- 1		0- 0		HOME		1- 1		2- 2		0- 0								
2- 7		0- 3		0- 0		AWAY		1- 1		1- 3		0- 0								
0- 0		0- 0		0- 0		NEUTRAL		0- 0		0- 0		0- 0								
RPI	S	Opponent		Score		RPI	S	Opponent		Score		RPI	S	Opponent		Score				
4	A	Texas		1	3	37	A	Louisville		0	3	63	A	Arkansas		0	3			
13	A	Kentucky		1	3	48	N	Wichita St.		1	3	63	H	Arkansas		3	2			
14	A	Tennessee		2	3							75	A	LSU		3	2			
16	N	Pepperdine		0	3							75	H	LSU		2	3			
17	A	Florida		0	3							82	H	Northwestern		3	1			
17	H	Florida		0	3															
														110 A South Carolina		3	0			
														110 H South Carolina		1	3			
														112 H Mississippi St.		2	3			
														141 A Alabama		1	3			
														196 H Central Ark.		3	0			
														223 H UALR		3	0			
														290 N Eastern Ill.		3	2			
LAST 10 GAMES																				
		17	A	Florida	0	3			63	A	Arkansas	0	3							
		110	A	South Carolina	3	0			110	H	South Carolina	1	3							
		108	H	Georgia	3	0			17	H	Florida	0	3							
		103	H	Auburn	3	1			14	A	Tennessee	2	3							
		75	A	LSU	3	2			13	A	Kentucky	1	3							

Non-Div. I Games:

Ole Miss

SMU

Average RPI Win:135

Average RPI Loss:97

WON-LOST
RECORD

WINNING
PCT. RANK

LAST 10
GAMES

STRENGTH OF
SCHEDULE

OPP. STRENGTH
OF SCHEDULE

TEAM
RPI

ADJ
RPI

CONF.
RPI

ADJ CONF.
RPI

DIV. I ONLY

DIV. I NON-CONF.

12- 15

4- 8

.44444

.33333

190

243

6- 4

0- 0

67

43

92

43

123

137

.5219

.52452

121

127

12

10

11

9

TOTALS

RPI 1-25

RPI 26-50

W-L RECORDS

RPI 51-100

RPI 101-150

RPI 150+

12- 15

0- 2

1- 2

OVERALL

4- 4

2- 4

5- 3

7- 3

0- 0

0- 0

HOME

2- 2

2- 0

3- 1

3- 8

0- 2

1- 1

AWAY

1- 1

0- 2

1- 2

2- 4

0- 0

0- 1

NEUTRAL

1- 1

0- 2

1- 0

4- 8

0- 2

0- 2

NON-CONFERENCE

1- 2

1- 2

2- 0

2- 1

0- 0

0- 0

HOME

0- 1

1- 0

1- 0

0- 3

0- 2

0- 1

AWAY

0- 0

0- 0

0- 0

2- 4

0- 0

0- 1

NEUTRAL

1- 1

0- 2

1- 0

8- 7

0- 0

1- 0

CONFERENCE

3- 2

1- 2

3- 3

5- 2

0- 0

0- 0

HOME

2- 1

1- 0

2- 1

3- 5

0- 0

1- 0

AWAY

1- 1

0- 2

1- 2

0- 0

0- 0

0- 0

NEUTRAL

0- 0

0- 0

0- 0

RPI S

Opponent

Score

4 A

Texas

0 3

23 A

Oklahoma

0 3

RPI S

Opponent

Score

27 A

Tulsa

3 1

38 N

Missouri St.

0 3

50 A

Long Beach St.

0 3

RPI S

Opponent

Score

54 H

Houston

3 2

57 H

TCU

1 3

59 A

UAB

3 0

59 H

UAB

3 0

64 H

Rice

1 3

71 N

Oral Roberts

3 0

74 A

UCF

0 3

81 N

UTSA

1 3

RPI S

Opponent

Score

107 A

UTEP

2 3

116 N

Santa Clara

2 3

134 N

Oregon St.

2 3

141 H

Alabama

3 2

145 A

Memphis

2 3

145 H

Memphis

3 2

161 N

Utah St.

3 1

176 A

Southern Miss.

3 2

176 A

Southern Miss.

2 3

186 A

Marshall

2 3

204 H

Tulane

3 1

204 H

Tulane

1 3

238 H

Lamar

3 0

280 H

East Carolina

3 0

LAST 10 GAMES

176 A

Southern Miss.

3 2

176 A

Southern Miss.

2 3

145 H

Memphis

3 2

59 H

UAB

3 0

186 A

Marshall

2 3

280 H

East Carolina

3 0

59 A

UAB

3 0

145 A

Memphis

2 3

204 H

Tulane

3 1

204 H

Tulane

1 3

S
M
U

Non-Div. I Games:

SMU

Average RPI Win:	210	WON-LOST	WINNING	LAST 10	STRENGTH OF	OPP. STRENGTH	TEAM	ADJ	CONF.	ADJ CONF.	
Average RPI Loss:	106	RECORD	PCT. RANK	GAMES	SCHEDULE	OF SCHEDULE	RPI	RPI	RPI	RPI	
DIV. I ONLY	17- 10	.62963	97	5- 5	165	191	120	.5208	123	17	17
DIV. I NON-CONF.	10- 4	.71429	68	0- 0	137	198	86	.55435	87	17	17
<hr/>											
TOTALS	RPI 1-25	RPI 26-50		W-L RECORDS	RPI 51-100		RPI 101-150		RPI 150+		
17- 10	0- 0	0- 1		OVERALL	2- 5		2- 2		13- 2		
10- 1	0- 0	0- 0		HOME	0- 1		1- 0		9- 0		
2- 8	0- 0	0- 1		AWAY	0- 3		0- 2		2- 2		
5- 1	0- 0	0- 0		NEUTRAL	2- 1		1- 0		2- 0		
<hr/>											
10- 4	0- 0	0- 0		NON-CONFERENCE	2- 3		1- 1		7- 0		
4- 0	0- 0	0- 0		HOME	0- 0		0- 0		4- 0		
1- 3	0- 0	0- 0		AWAY	0- 2		0- 1		1- 0		
5- 1	0- 0	0- 0		NEUTRAL	2- 1		1- 0		2- 0		
<hr/>											
7- 6	0- 0	0- 1		CONFERENCE	0- 2		1- 1		6- 2		
6- 1	0- 0	0- 0		HOME	0- 1		1- 0		5- 0		
1- 5	0- 0	0- 1		AWAY	0- 1		0- 1		1- 2		
0- 0	0- 0	0- 0		NEUTRAL	0- 0		0- 0		0- 0		
<hr/>											
RPI S	Opponent	Score	RPI S	Opponent	Score	RPI S	Opponent	Score	RPI S	Opponent	Score
			36 A	Dayton	0 3	66 N	New Mexico St.	3 0	104 A	George Washington	2 3
						70 A	Xavier	0 3	104 H	George Washington	3 1
						72 N	IPFW	3 0	112 N	Mississippi St.	3 0
						82 A	Northwestern	1 3	128 A	Cleveland St.	0 3
						83 H	Saint Louis	0 3	171 A	Charlotte	2 3
						84 A	Pacific	0 3	171 H	Charlotte	3 2
						98 N	Army	2 3	187 N	Colgate	3 1
									202 A	Rhode Island	0 3
									202 H	Rhode Island	3 0
									216 H	Eastern Ky.	3 0
									228 A	Robert Morris	3 1
									247 H	Marist	3 0
									251 N	DePaul	3 0
									259 H	Temple	3 0
									268 A	Fordham	3 2
									268 H	Fordham	3 1
									305 H	Saint Francis (PA)	3 0
									307 H	Howard	3 0
									310 H	La Salle	3 0
<hr/>											
LAST 10 GAMES											
	104 A	George Washington	2	3		259 H	Temple	3	0		
	171 A	Charlotte	2	3		310 H	La Salle	3	0		
	268 H	Fordham	3	1		268 A	Fordham	3	2		
	202 H	Rhode Island	3	0		202 A	Rhode Island	0	3		
	83 H	Saint Louis	0	3		36 A	Dayton	0	3		

Non-Div. I Games:

Duquesne

Average RPI Win:	170	WON-LOST	WINNING	LAST 10	STRENGTH OF	OPP. STRENGTH	TEAM	ADJ	CONF.	ADJ CONF.	
Average RPI Loss:	109	RECORD	PCT. RANK	GAMES	SCHEDULE	OF SCHEDULE	RPI	RPI	RPI	RPI	
DIV. I ONLY	14- 11	.56	131	6- 4	126	124	122	.51924	125	11	12
DIV. I NON-CONF.	8- 5	.61538	112	0- 0	81	144	84	.5528	91	11	11
<hr/>											
TOTALS	RPI 1-25	RPI 26-50		W-L RECORDS	RPI 51-100		RPI 101-150		RPI 150+		
14- 11	0- 0	0- 2		OVERALL	3- 2		1- 5		10- 2		
4- 1	0- 0	0- 0		HOME	0- 0		0- 1		4- 0		
5- 7	0- 0	0- 2		AWAY	2- 1		1- 3		2- 1		
5- 3	0- 0	0- 0		NEUTRAL	1- 1		0- 1		4- 1		
<hr/>											
8- 5	0- 0	0- 1		NON-CONFERENCE	2- 1		0- 2		6- 1		
1- 0	0- 0	0- 0		HOME	0- 0		0- 0		1- 0		
2- 2	0- 0	0- 1		AWAY	1- 0		0- 1		1- 0		
5- 3	0- 0	0- 0		NEUTRAL	1- 1		0- 1		4- 1		
<hr/>											
6- 6	0- 0	0- 1		CONFERENCE	1- 1		1- 3		4- 1		
3- 1	0- 0	0- 0		HOME	0- 0		0- 1		3- 0		
3- 5	0- 0	0- 1		AWAY	1- 1		1- 2		1- 1		
0- 0	0- 0	0- 0		NEUTRAL	0- 0		0- 0		0- 0		
<hr/>											
RPI S	Opponent	Score	RPI S	Opponent	Score	RPI S	Opponent	Score	RPI S	Opponent	Score
			32 A	California	0 3	55 A	Notre Dame	0 3	101 A	Villanova	0 3
			40 A	Marquette	0 3	63 N	Arkansas	2 3	104 A	George Washington	2 3
						86 N	Appalachian St.	3 0	113 N	American	1 3
						97 A	Seton Hall	3 2	114 A	Syracuse	3 2
						100 A	James Madison	3 2	137 H	Pittsburgh	1 3
									150 A	South Fla.	0 3
									151 N	Sacramento St.	1 3
									155 H	VCU	3 0
									166 H	Connecticut	3 2
									168 H	West Virginia	3 0
									183 A	Wake Forest	3 0
									201 N	Texas-Arlington	3 1
									207 N	East Tenn. St.	3 2
									215 N	North Florida	3 0
									217 N	George Mason	3 0
									229 H	St. John's (NY)	3 1
									248 A	Rutgers	3 2
									251 A	DePaul	2 3
			LAST 10 GAMES								
			150 A	South Fla.	0 3	101 A	Villanova	0 3			
			248 A	Rutgers	3 2	114 A	Syracuse	3 2			
			97 A	Seton Hall	3 2	40 A	Marquette	0 3			
			166 H	Connecticut	3 2	168 H	West Virginia	3 0			
			229 H	St. John's (NY)	3 1	137 H	Pittsburgh	1 3			

Non-Div. I Games:

Georgetown

Average RPI Win:	224	WON-LOST RECORD	WINNING PCT. RANK	LAST 10 GAMES	STRENGTH OF SCHEDULE	OPP. STRENGTH OF SCHEDULE	TEAM RPI	ADJ RPI	CONF. RPI	ADJ CONF. RPI				
DIV. I ONLY		16- 13	.55172	141	6- 4	137	161	131	.51879	126	18	18		
DIV. I NON-CONF.		8- 8	.5	164	1- 0	138	98	149	.51283	142	20	22		
<hr/>														
TOTALS	RPI 1-25	RPI 26-50		W-L RECORDS		RPI 51-100		RPI 101-150		RPI 150+				
16- 13	0- 1	0- 3		OVERALL		2- 4		0- 4		14- 1				
12- 5	0- 0	0- 0		HOME		2- 3		0- 2		10- 0				
4- 4	0- 0	0- 2		AWAY		0- 1		0- 0		4- 1				
0- 4	0- 1	0- 1		NEUTRAL		0- 0		0- 2		0- 0				
<hr/>														
8- 8	0- 1	0- 3		NON-CONFERENCE		1- 0		0- 4		7- 0				
7- 2	0- 0	0- 0		HOME		1- 0		0- 2		6- 0				
1- 2	0- 0	0- 2		AWAY		0- 0		0- 0		1- 0				
0- 4	0- 1	0- 1		NEUTRAL		0- 0		0- 2		0- 0				
<hr/>														
8- 5	0- 0	0- 0		CONFERENCE		1- 4		0- 0		7- 1				
5- 3	0- 0	0- 0		HOME		1- 3		0- 0		4- 0				
3- 2	0- 0	0- 0		AWAY		0- 1		0- 0		3- 1				
0- 0	0- 0	0- 0		NEUTRAL		0- 0		0- 0		0- 0				
<hr/>														
RPI S	Opponent	Score	RPI S	Opponent	Score	RPI S	Opponent	Score	RPI S	Opponent	Score			
24 N	San Diego	1 3	28 A	Kansas St.	0 3	52 H	Ohio	3 0	105 N	Idaho	0 3			
			30 A	North Carolina	0 3	69 H	Samford	1 3	131 N	Arizona St.	1 3			
			47 N	BYU	1 3	73 H	Furman	3 0	146 H	South Dakota St.	2 3			
						78 A	Col. of Charleston	1 3	148 H	Stephen F. Austin	2 3			
						78 H	Col. of Charleston	2 3	188 H	Davidson	3 0			
						86 H	Appalachian St.	1 3	189 A	Elon	3 1			
									198 H	Georgia St.	3 1			
									215 H	North Florida	3 0			
									232 A	Western Caro.	3 1			
									236 A	UNC Greensboro	2 3			
									241 H	Presbyterian	3 1			
									242 H	Jacksonville	3 0			
									256 A	Mercer	3 0			
									270 H	South Carolina St.	3 1			
									276 H	Chattanooga	3 0			
									279 H	Wofford	3 1			
									286 A	Citadel	3 0			
									286 H	Citadel	3 0			
									301 H	Montana St.	3 0			
<hr/>														
LAST 10 GAMES														
232 A Western Caro.						3	1	189 A Elon					3	1
286 H Citadel						3	0	236 A UNC Greensboro					2	3
78 H Col. of Charleston						2	3	188 H Davidson					3	0
276 H Chattanooga						3	0	86 H Appalachian St.					1	3
69 H Samford						1	3	215 H North Florida					3	0

Non-Div. I Games:

Ga. Southern

Average RPI Win:	204	WON-LOST RECORD	WINNING PCT. RANK	LAST 10 GAMES	STRENGTH OF SCHEDULE	OPP. STRENGTH OF SCHEDULE	TEAM RPI	ADJ RPI	CONF. RPI	ADJ CONF. RPI		
DIV. I ONLY		11- 16	.40741	214	1- 9	91	25	138	.51777	127	2	2
DIV. I NON-CONF.		10- 3	.76923	50	0- 0	238	138	110	.54243	105	1	1
<hr/>												
TOTALS	RPI 1-25	RPI 26-50		W-L RECORDS		RPI 51-100		RPI 101-150		RPI 150+		
11- 16	0- 8	0- 5		OVERALL		0- 3		5- 0		6- 0		
5- 8	0- 3	0- 3		HOME		0- 2		3- 0		2- 0		
1- 8	0- 5	0- 2		AWAY		0- 1		1- 0		0- 0		
5- 0	0- 0	0- 0		NEUTRAL		0- 0		1- 0		4- 0		
10- 3	0- 1	0- 1		NON-CONFERENCE		0- 1		4- 0		6- 0		
4- 2	0- 0	0- 1		HOME		0- 1		2- 0		2- 0		
1- 1	0- 1	0- 0		AWAY		0- 0		1- 0		0- 0		
5- 0	0- 0	0- 0		NEUTRAL		0- 0		1- 0		4- 0		
1- 13	0- 7	0- 4		CONFERENCE		0- 2		1- 0		0- 0		
1- 6	0- 3	0- 2		HOME		0- 1		1- 0		0- 0		
0- 7	0- 4	0- 2		AWAY		0- 1		0- 0		0- 0		
0- 0	0- 0	0- 0		NEUTRAL		0- 0		0- 0		0- 0		
RPI S	Opponent	Score	RPI S	Opponent	Score	RPI S	Opponent	Score	RPI S	Opponent	Score	
2 A	Nebraska	0 3	35 A	Michigan St.	0 3	51 A	Wisconsin	0 3	106 H	Central Mich.	3 2	
3 A	Iowa St.	0 3	35 H	Michigan St.	0 3	82 H	Northwestern	0 3	131 N	Arizona St.	3 1	
6 H	Purdue	0 3	40 H	Marquette	1 3	83 H	Saint Louis	2 3	138 H	Oakland	3 2	
9 A	Minnesota	0 3	41 A	Ohio St.	1 3				140 H	Indiana	3 2	
15 A	Penn St.	1 3	41 H	Ohio St.	1 3				143 A	Columbia	3 1	
15 H	Penn St.	0 3							176 N	Southern Miss.	3 1	
21 A	Michigan	0 3							229 N	St. John's (NY)	3 1	
21 H	Michigan	2 3							243 N	Binghamton	3 0	
									292 H	Loyola Chicago	3 0	
									318 H	Chicago St.	3 0	
									323 N	St. Francis (NY)	3 0	
<hr/>												
LAST 10 GAMES												
21 H	Michigan	2 3	2 A	Nebraska	0 3							
35 H	Michigan St.	0 3	51 A	Wisconsin	0 3							
41 A	Ohio St.	1 3	9 A	Minnesota	0 3							
15 A	Penn St.	1 3	6 H	Purdue	0 3							
82 H	Northwestern	0 3	140 H	Indiana	3 2							

Non-Div. I Games:

Iowa

Average RPI Win:		222	WON-LOST RECORD		WINNING PCT. RANK		LAST 10 GAMES		STRENGTH OF SCHEDULE		OPP. STRENGTH OF SCHEDULE		TEAM RPI		ADJ RPI		CONF. RPI		ADJ CONF. RPI	
DIV. I ONLY			18- 7		.72 50		8- 2		267		173		128		.51601 128		24		23	
DIV. I NON-CONF.			7- 4		.63636 96		0- 0		279		60		165		.49437 163		22		20	
TOTALS		RPI 1-25		RPI 26-50		W-L RECORDS		RPI 51-100		RPI 101-150		RPI 150+								
18- 7		0- 0		0- 1		OVERALL		0- 4		3- 0		15- 2								
7- 3		0- 0		0- 0		HOME		0- 2		1- 0		6- 1								
7- 4		0- 0		0- 1		AWAY		0- 2		0- 0		7- 1								
4- 0		0- 0		0- 0		NEUTRAL		0- 0		2- 0		2- 0								
7- 4		0- 0		0- 1		NON-CONFERENCE		0- 2		3- 0		4- 1								
3- 1		0- 0		0- 0		HOME		0- 1		1- 0		2- 0								
0- 3		0- 0		0- 1		AWAY		0- 1		0- 0		0- 1								
4- 0		0- 0		0- 0		NEUTRAL		0- 0		2- 0		2- 0								
11- 3		0- 0		0- 0		CONFERENCE		0- 2		0- 0		11- 1								
4- 2		0- 0		0- 0		HOME		0- 1		0- 0		4- 1								
7- 1		0- 0		0- 0		AWAY		0- 1		0- 0		7- 0								
0- 0		0- 0		0- 0		NEUTRAL		0- 0		0- 0		0- 0								
RPI	S	Opponent	Score	RPI	S	Opponent	Score	RPI	S	Opponent	Score	RPI	S	Opponent	Score					
35	A	Michigan St.	0 3	62	A	Milwaukee	1 3	123	H	Duquesne	3 0	133	N	Toledo	3 0					
				62	H	Milwaukee	0 3	140	N	Indiana	3 2	170	A	Valparaiso	3 2					
				72	H	IPFW	1 3	170	H	Valparaiso	3 1	179	A	Butler	3 0					
				77	A	Virginia Tech	0 3	179	H	Butler	0 3	211	A	Green Bay	3 0					
								214	A	Kent St.	2 3	226	H	Akron	3 1					
								229	N	St. John's (NY)	3 0	235	A	Ill.-Chicago	3 0					
								235	H	Ill.-Chicago	3 2	251	H	DePaul	3 0					
								255	A	Wright St.	3 0	255	H	Wright St.	3 0					
								292	A	Loyola Chicago	3 0	295	N	High Point	3 0					
								298	A	Youngstown St.	3 0	298	H	Youngstown St.	3 0					
LAST 10 GAMES				LAST 10 GAMES				LAST 10 GAMES				LAST 10 GAMES								
170	H	Valparaiso	3 1	179	H	Butler	0 3	170	H	Valparaiso	3 2	211	A	Green Bay	3 0					
235	H	Ill.-Chicago	3 2	255	H	Wright St.	3 0	235	A	Ill.-Chicago	3 0									
62	A	Milwaukee	1 3	235	A	Ill.-Chicago	3 0													
298	H	Youngstown St.	3 0	170	A	Valparaiso	3 2													
292	A	Loyola Chicago	3 0	211	A	Green Bay	3 0													

Non-Div. I Games:

Cleveland St.

Average RPI Win: 229		WON-LOST RECORD	WINNING PCT. RANK	LAST 10 GAMES	STRENGTH OF SCHEDULE	OPP. STRENGTH OF SCHEDULE	TEAM RPI	ADJ RPI	CONF. RPI	ADJ CONF. RPI			
Average RPI Loss: 114													
DIV. I ONLY		21- 8	.72414 47	6- 4	259	193	125	.51555 129	15	15			
DIV. I NON-CONF.		13- 4	.76471 55	0- 0	307	242	162	.492 166	15	15			
<hr/>													
TOTALS		RPI 1-25		RPI 26-50		W-L RECORDS		RPI 51-100		RPI 101-150		RPI 150+	
21- 8		0- 0		0- 1		OVERALL		2- 3		0- 1		19- 3	
9- 2		0- 0		0- 0		HOME		1- 2		0- 0		8- 0	
6- 4		0- 0		0- 0		AWAY		1- 1		0- 1		5- 2	
6- 2		0- 0		0- 1		NEUTRAL		0- 0		0- 0		6- 1	
<hr/>													
13- 4		0- 0		0- 1		NON-CONFERENCE		0- 0		0- 1		13- 2	
4- 0		0- 0		0- 0		HOME		0- 0		0- 0		4- 0	
3- 2		0- 0		0- 0		AWAY		0- 0		0- 1		3- 1	
6- 2		0- 0		0- 1		NEUTRAL		0- 0		0- 0		6- 1	
<hr/>													
8- 4		0- 0		0- 0		CONFERENCE		2- 3		0- 0		6- 1	
5- 2		0- 0		0- 0		HOME		1- 2		0- 0		4- 0	
3- 2		0- 0		0- 0		AWAY		1- 1		0- 0		2- 1	
0- 0		0- 0		0- 0		NEUTRAL		0- 0		0- 0		0- 0	
<hr/>													
RPI	S	Opponent	Score	RPI	S	Opponent	Score	RPI	S	Opponent	Score		
				41	N	Ohio St.	0 3	68	A	Northeastern	0 3		
								68	H	Northeastern	2 3		
								79	A	Delaware	3 0		
								79	H	Delaware	3 0		
								100	H	James Madison	1 3		
										118	A	North Carolina St.	0 3
										155	A	VCU	1 3
										156	N	Liberty	3 1
										157	N	North Texas	1 3
										168	A	West Virginia	3 1
										184	A	Hofstra	3 1
										184	H	Hofstra	3 0
										198	H	Georgia St.	3 1
										205	A	A&M-Corpus Christi	1 3
										209	A	UMBC	3 0
										217	H	George Mason	3 0
										228	N	Robert Morris	3 0
										230	H	UNC Wilmington	3 0
										239	A	William & Mary	3 0
										240	N	New Hampshire	3 1
										286	N	Citadel	3 2
										287	N	Tex.-Pan American	3 0
										289	N	Loyola Maryland	3 0
										296	H	Morgan St.	3 0
										296	H	Morgan St.	3 0
										307	H	Howard	3 0
										310	A	La Salle	3 0
										320	H	Coppin St.	3 0
<hr/>													
				LAST 10 GAMES									
				184	H	Hofstra	3 0	239	A	William & Mary	3 0		
				68	H	Northeastern	2 3	155	A	VCU	1 3		
				79	A	Delaware	3 0	100	H	James Madison	1 3		
				198	H	Georgia St.	3 1	217	H	George Mason	3 0		
				230	H	UNC Wilmington	3 0	68	A	Northeastern	0 3		

Non-Div. I Games:

Towson

Average RPI Win:	226	WON-LOST RECORD	WINNING PCT. RANK	LAST 10 GAMES		STRENGTH OF SCHEDULE	OPP. STRENGTH OF SCHEDULE	TEAM RPI	ADJ RPI	CONF. RPI	ADJ CONF. RPI
DIV. I ONLY		19- 9	.67857 82	3- 7		239	175	130	.51469	130	7 7
DIV. I NON-CONF.		13- 1	.92857 12	0- 1		263	287	83	.55702	83	9 10
TOTALS	RPI 1-25		RPI 26-50	W-L RECORDS		RPI 51-100			RPI 101-150		RPI 150+
19- 9	0- 0		1- 2	OVERALL		0- 3			2- 2		16- 2
6- 4	0- 0		1- 0	HOME		0- 2			0- 1		5- 1
7- 5	0- 0		0- 2	AWAY		0- 1			2- 1		5- 1
6- 0	0- 0		0- 0	NEUTRAL		0- 0			0- 0		6- 0
13- 1	0- 0		1- 0	NON-CONFERENCE		0- 0			1- 1		11- 0
3- 0	0- 0		1- 0	HOME		0- 0			0- 0		2- 0
4- 1	0- 0		0- 0	AWAY		0- 0			1- 1		3- 0
6- 0	0- 0		0- 0	NEUTRAL		0- 0			0- 0		6- 0
6- 8	0- 0		0- 2	CONFERENCE		0- 3			1- 1		5- 2
3- 4	0- 0		0- 0	HOME		0- 2			0- 1		3- 1
3- 4	0- 0		0- 2	AWAY		0- 1			1- 0		2- 1
0- 0	0- 0		0- 0	NEUTRAL		0- 0			0- 0		0- 0
RPI S Opponent	Score		RPI S Opponent	Score		RPI S Opponent	Score		RPI S Opponent	Score	
			26 A Western Mich.	1 3		52 A Ohio	0 3		106 H Central Mich.	2 3	
			34 A Ball St.	0 3		52 H Ohio	2 3		133 A Toledo	3 1	
			35 H Michigan St.	3 1		67 H Eastern Mich.	0 3		138 A Oakland	0 3	
									150 A South Fla.	3 0	
									169 H Miami (OH)	3 2	
									203 A Buffalo	0 3	
									203 H Buffalo	2 3	
									212 N Md.-East. Shore	3 2	
									214 A Kent St.	3 0	
									214 H Kent St.	3 0	
									216 N Eastern Ky.	3 2	
									226 A Akron	3 0	
									226 H Akron	3 0	
									233 N Stony Brook	3 0	
									246 N Air Force	3 0	
									255 A Wright St.	3 0	
									266 H Canisius	3 0	
									274 H SIU Edwardsville	3 1	
									284 A Bucknell	3 0	
									308 A Navy	3 0	
									312 N Bethune-Cookman	3 0	
									320 N Coppin St.	3 0	
			LAST 10 GAMES								
			226 A Akron	3 0		133 A Toledo	3 1				
			203 A Buffalo	0 3		138 A Oakland	0 3				
			52 H Ohio	2 3		67 H Eastern Mich.	0 3				
			214 H Kent St.	3 0		106 H Central Mich.	2 3				
			34 A Ball St.	0 3		26 A Western Mich.	1 3				

Non-Div. I Games:

Bowling Green

Average RPI Win: 135		WON-LOST	WINNING	LAST 10	STRENGTH OF		OPP. STRENGTH	TEAM	ADJ	CONF.	ADJ CONF.
Average RPI Loss: 57		RECORD	PCT. RANK	GAMES	SCHEDULE		OF SCHEDULE	RPI	RPI	RPI	RPI
DIV. I ONLY		6- 19	.24	289	2- 8		11	35	139	.51422	131
DIV. I NON-CONF.		4- 5	.44444	200	0- 0		31	47	85	.55487	86
TOTALS		RPI 1-25	RPI 26-50		W-L RECORDS		RPI 51-100		RPI 101-150		RPI 150+
6- 19	0- 6	0- 7		OVERALL		1- 0		2- 5		3- 1	
3- 8	0- 3	0- 3		HOME		1- 0		1- 1		1- 1	
1- 9	0- 2	0- 4		AWAY		0- 0		0- 3		1- 0	
2- 2	0- 1	0- 0		NEUTRAL		0- 0		1- 1		1- 0	
4- 5	0- 2	0- 1		NON-CONFERENCE		1- 0		1- 1		2- 1	
2- 1	0- 0	0- 0		HOME		1- 0		0- 0		1- 1	
0- 2	0- 1	0- 1		AWAY		0- 0		0- 0		0- 0	
2- 2	0- 1	0- 0		NEUTRAL		0- 0		1- 1		1- 0	
2- 14	0- 4	0- 6		CONFERENCE		0- 0		1- 4		1- 0	
1- 7	0- 3	0- 3		HOME		0- 0		1- 1		0- 0	
1- 7	0- 1	0- 3		AWAY		0- 0		0- 3		1- 0	
0- 0	0- 0	0- 0		NEUTRAL		0- 0		0- 0		0- 0	
RPI S	Opponent	Score		RPI S	Opponent	Score		RPI S	Opponent	Score	
3 A	Iowa St.	1	3	30 A	North Carolina	0	3	62 H	Milwaukee	3	1
7 H	UCLA	0	3	32 A	California	1	3	109 A	Utah	0	3
11 H	Southern California	1	3	32 H	California	0	3	117 A	Washington St.	0	3
12 A	Stanford	0	3	33 A	Washington	2	3	117 H	Washington St.	2	3
12 H	Stanford	1	3	33 H	Washington	0	3	126 N	Ga. Southern	3	1
24 N	San Diego	0	3	39 A	Oregon	1	3	127 N	Iowa	1	3
				39 H	Oregon	1	3	134 A	Oregon St.	2	3
								134 H	Oregon St.	3	0
								152 H	Denver	3	0
								159 A	Colorado	3	0
								176 N	Southern Miss.	3	1
								181 H	San Jose St.	1	3
				LAST 10 GAMES							
				134 H	Oregon St.	3	0	32 H	California	0	3
				39 H	Oregon	1	3	159 A	Colorado	3	0
				117 A	Washington St.	0	3	109 A	Utah	0	3
				33 A	Washington	2	3	11 H	Southern California	1	3
				12 H	Stanford	1	3	7 H	UCLA	0	3

Non-Div. I Games:

Arizona St.

Average RPI Win: 185		WON-LOST RECORD	WINNING PCT. RANK		LAST 10 GAMES		STRENGTH OF SCHEDULE		OPP. STRENGTH OF SCHEDULE		TEAM RPI	ADJ RPI		CONF. RPI	ADJ CONF. RPI
Average RPI Loss: 66			9- 17	.34615 242	3- 7	33	83	133	.51358 133	7	7				
DIV. I ONLY															
DIV. I NON-CONF.		5- 7	.41667 208	0- 0	67	84	139	.51144 146	9	10					
TOTALS		RPI 1-25	RPI 26-50		W-L RECORDS		RPI 51-100		RPI 101-150		RPI 150+				
9- 17	0- 4		0- 6	OVERALL		1- 2		1- 4		7- 1					
6- 6	0- 1		0- 3	HOME		0- 0		1- 2		5- 0					
2- 8	0- 2		0- 3	AWAY		0- 2		0- 1		2- 0					
1- 3	0- 1		0- 0	NEUTRAL		1- 0		0- 1		0- 1					
5- 7	0- 2		0- 2	NON-CONFERENCE		1- 0		1- 2		3- 1					
4- 2	0- 0		0- 1	HOME		0- 0		1- 1		3- 0					
0- 2	0- 1		0- 1	AWAY		0- 0		0- 0		0- 0					
1- 3	0- 1		0- 0	NEUTRAL		1- 0		0- 1		0- 1					
4- 10	0- 2		0- 4	CONFERENCE		0- 2		0- 2		4- 0					
2- 4	0- 1		0- 2	HOME		0- 0		0- 1		2- 0					
2- 6	0- 1		0- 2	AWAY		0- 2		0- 1		2- 0					
0- 0	0- 0		0- 0	NEUTRAL		0- 0		0- 0		0- 0					
RPI S	Opponent	Score	RPI S	Opponent	Score	RPI S	Opponent	Score	RPI S	Opponent	Score				
19 A	Northern Ill.	0 3	26 A	Western Mich.	2 3	52 A	Ohio	0 3	106 A	Central Mich.	2 3				
19 H	Northern Ill.	1 3	26 H	Western Mich.	0 3	67 A	Eastern Mich.	0 3	128 N	Cleveland St.	0 3				
20 N	Texas A&M	0 3	34 A	Ball St.	1 3	70 N	Xavier	3 2	130 H	Bowling Green	1 3				
21 A	Michigan	1 3	34 H	Ball St.	2 3				138 H	Oakland	3 1				
			35 A	Michigan St.	0 3				141 H	Alabama	1 3				
			41 H	Ohio St.	1 3				164 H	Niagara	3 0				
									169 H	Miami (OH)	3 2				
									203 A	Buffalo	3 0				
									214 A	Kent St.	3 0				
									224 H	Penn	3 2				
									226 H	Akron	3 1				
									229 N	St. John's (NY)	1 3				
									255 H	Wright St.	3 0				
			LAST 10 GAMES												
			26 A	Western Mich.	2 3	130 H	Bowling Green	1 3							
			19 A	Northern Ill.	0 3	52 A	Ohio	0 3							
			226 H	Akron	3 1	214 A	Kent St.	3 0							
			34 H	Ball St.	2 3	106 A	Central Mich.	2 3							
			169 H	Miami (OH)	3 2	67 A	Eastern Mich.	0 3							

Non-Div. I Games:

Toledo

Average RPI Win: 154		WON-LOST	WINNING	LAST 10	STRENGTH OF		OPP. STRENGTH	TEAM	ADJ	CONF.	ADJ CONF.
Average RPI Loss: 71		RECORD	PCT. RANK	GAMES	SCHEDULE		OF SCHEDULE	RPI	RPI	RPI	RPI
DIV. I ONLY		14- 12	.53846	145	3- 7		175	29	129	.51337	134
DIV. I NON-CONF.		8- 2	.8	40	0- 0		255	146	112	.53346	121
TOTALS		RPI 1-25	RPI 26-50		W-L RECORDS		RPI 51-100		RPI 101-150		RPI 150+
14- 12	0- 3	1- 5		OVERALL		1- 0		6- 2		6- 2	
7- 4	0- 1	0- 3		HOME		0- 0		4- 0		3- 0	
4- 7	0- 2	1- 2		AWAY		1- 0		1- 2		1- 1	
3- 1	0- 0	0- 0		NEUTRAL		0- 0		1- 0		2- 1	
8- 2	0- 0	1- 0		NON-CONFERENCE		1- 0		2- 0		4- 2	
3- 0	0- 0	0- 0		HOME		0- 0		1- 0		2- 0	
2- 1	0- 0	1- 0		AWAY		1- 0		0- 0		0- 1	
3- 1	0- 0	0- 0		NEUTRAL		0- 0		1- 0		2- 1	
6- 10	0- 3	0- 5		CONFERENCE		0- 0		4- 2		2- 0	
4- 4	0- 1	0- 3		HOME		0- 0		3- 0		1- 0	
2- 6	0- 2	0- 2		AWAY		0- 0		1- 2		1- 0	
0- 0	0- 0	0- 0		NEUTRAL		0- 0		0- 0		0- 0	
RPI S	Opponent	Score	RPI S	Opponent	Score	RPI S	Opponent	Score	RPI S	Opponent	Score
7 A	UCLA	0 3	32 H	California	1 3	93 A	Wyoming	3 2	109 A	Utah	3 0
11 A	Southern California	0 3	33 A	Washington	0 3				109 H	Utah	3 0
12 H	Stanford	1 3	33 H	Washington	0 3				117 A	Washington St.	0 3
			43 A	Arizona	0 3				117 H	Washington St.	3 2
			43 H	Arizona	1 3				121 N	SMU	3 2
			50 A	Long Beach St.	3 2				131 A	Arizona St.	0 3
									131 H	Arizona St.	3 2
									132 H	Loyola Marymount	3 1
									159 A	Colorado	3 0
									159 H	Colorado	3 2
									161 N	Utah St.	3 0
									185 N	South Dakota	2 3
									200 A	Gonzaga	2 3
									251 N	DePaul	3 0
									281 H	CSU Bakersfield	3 0
									282 H	Seattle	3 0
LAST 10 GAMES											
			131 A	Arizona St.	0 3		33 H	Washington	0 3		
			43 A	Arizona	0 3		11 A	Southern California	0 3		
			109 H	Utah	3 0		7 A	UCLA	0 3		
			159 H	Colorado	3 2		32 H	California	1 3		
			117 H	Washington St.	3 2		12 H	Stanford	1 3		

Non-Div. I Games:

Oregon St.

Average RPI Win:		212	WON-LOST RECORD		WINNING PCT. RANK	LAST 10 GAMES	STRENGTH OF SCHEDULE		OPP. STRENGTH OF SCHEDULE	TEAM RPI	ADJ RPI	CONF. RPI	ADJ CONF. RPI
Average RPI Loss:		95											
DIV. I ONLY		15- 12			.55556 138	6- 4	141		164	132	.51243 135	20	20
DIV. I NON-CONF.		5- 7			.41667 208	0- 0	115		108	163	.49886 155	19	18
TOTALS		RPI 1-25	RPI 26-50		W-L RECORDS		RPI 51-100		RPI 101-150		RPI 150+		
15- 12		0- 2	0- 0		OVERALL		1- 6		2- 2		12- 2		
11- 1		0- 0	0- 0		HOME		1- 1		1- 0		9- 0		
3- 6		0- 0	0- 0		AWAY		0- 2		1- 2		2- 2		
1- 5		0- 2	0- 0		NEUTRAL		0- 3		0- 0		1- 0		
5- 7		0- 2	0- 0		NON-CONFERENCE		0- 3		0- 2		5- 0		
3- 0		0- 0	0- 0		HOME		0- 0		0- 0		3- 0		
1- 2		0- 0	0- 0		AWAY		0- 0		0- 2		1- 0		
1- 5		0- 2	0- 0		NEUTRAL		0- 3		0- 0		1- 0		
10- 5		0- 0	0- 0		CONFERENCE		1- 3		2- 0		7- 2		
8- 1		0- 0	0- 0		HOME		1- 1		1- 0		6- 0		
2- 4		0- 0	0- 0		AWAY		0- 2		1- 0		1- 2		
0- 0		0- 0	0- 0		NEUTRAL		0- 0		0- 0		0- 0		
RPI S	Opponent	Score	RPI S	Opponent	Score	RPI S	Opponent	Score	RPI S	Opponent	Score		
18 N	Cincinnati	1 3				60 N	North Dakota	1 3	115 A	Houston Baptist	2 3		
23 N	Oklahoma	0 3				64 N	Rice	1 3	117 A	Washington St.	1 3		
						80 N	San Francisco	0 3	148 A	Stephen F. Austin	3 2		
						81 A	UTSA	0 3	148 H	Stephen F. Austin	3 1		
						81 H	UTSA	3 2	157 A	North Texas	3 1		
						90 A	Texas St.	1 3	196 H	Central Ark.	3 2		
						90 H	Texas St.	0 3	201 A	Texas-Arlington	1 3		
									201 H	Texas-Arlington	3 0		
									205 A	A&M-Corpus Christi	2 3		
									205 H	A&M-Corpus Christi	3 2		
									205 H	A&M-Corpus Christi	3 1		
									220 A	Nicholls St.	3 1		
									234 N	Manhattan	3 0		
									248 H	Rutgers	3 1		
									261 H	Northwestern St.	3 1		
									275 H	Louisiana Tech	3 0		
									287 H	Tex.-Pan American	3 1		
									309 H	Southeastern La.	3 0		
LAST 10 GAMES													
						205 H	A&M-Corpus Christi	3 2	90 H	Texas St.	0 3		
						81 H	UTSA	3 2	201 H	Texas-Arlington	3 0		
						90 A	Texas St.	1 3	220 A	Nicholls St.	3 1		
						201 A	Texas-Arlington	1 3	148 H	Stephen F. Austin	3 1		
						309 H	Southeastern La.	3 0	205 A	A&M-Corpus Christi	2 3		

Non-Div. I Games:

Sam Houston St.

Average RPI Win:		150	WON-LOST RECORD		WINNING PCT. RANK		LAST 10 GAMES		STRENGTH OF SCHEDULE		OPP. STRENGTH OF SCHEDULE		TEAM RPI		ADJ RPI		CONF. RPI		ADJ CONF. RPI				
Average RPI Loss:		64																					
DIV. I ONLY			9- 18		.33333 251		0- 10		45		56		142		.51194 136		5		5				
DIV. I NON-CONF.			6- 6		.5 164		0- 0		50		71		93		.55334 88		5		5				
TOTALS		RPI 1-25		RPI 26-50		W-L RECORDS		RPI 51-100		RPI 101-150		RPI 150+											
9- 18		0- 3		0- 4		OVERALL		3- 8		1- 2		5- 1											
7- 7		0- 2		0- 1		HOME		3- 4		1- 0		3- 0											
1- 8		0- 1		0- 3		AWAY		0- 2		0- 1		1- 1											
1- 3		0- 0		0- 0		NEUTRAL		0- 2		0- 1		1- 0											
6- 6		0- 1		0- 1		NON-CONFERENCE		3- 3		0- 1		3- 0											
5- 1		0- 0		0- 0		HOME		3- 1		0- 0		2- 0											
0- 2		0- 1		0- 1		AWAY		0- 0		0- 0		0- 0											
1- 3		0- 0		0- 0		NEUTRAL		0- 2		0- 1		1- 0											
3- 12		0- 2		0- 3		CONFERENCE		0- 5		1- 1		2- 1											
2- 6		0- 2		0- 1		HOME		0- 3		1- 0		1- 0											
1- 6		0- 0		0- 2		AWAY		0- 2		0- 1		1- 1											
0- 0		0- 0		0- 0		NEUTRAL		0- 0		0- 0		0- 0											
RPI	S	Opponent		Score		RPI	S	Opponent		Score		RPI	S	Opponent		Score							
10	H	Florida St.		1	3	30	A	North Carolina		0	3	52	N	Ohio		2	3	101	N	Villanova		1	3
14	A	Tennessee		2	3	30	H	North Carolina		0	3	56	A	Clemson		2	3	118	A	North Carolina St.		1	3
22	H	Miami (FL)		1	3	41	A	Ohio St.		1	3	56	H	Clemson		1	3	118	H	North Carolina St.		3	0
						46	A	Duke		1	3	65	A	Georgia Tech		1	3	155	H	VCU		3	0
												65	H	Georgia Tech		1	3	162	H	Virginia		3	2
												70	H	Xavier		3	0	163	A	Boston College		3	0
												76	H	Yale		3	2	183	A	Wake Forest		0	3
												77	H	Virginia Tech		2	3	226	N	Akron		3	0
												79	H	Delaware		3	1	300	H	Quinnipiac		3	0
												88	N	Albany (NY)		0	3						
												95	H	Sacred Heart		2	3						
LAST 10 GAMES																							
						65	H	Georgia Tech		1	3	10	H	Florida St.		1	3						
						56	H	Clemson		1	3	46	A	Duke		1	3						
						118	A	North Carolina St.		1	3	183	A	Wake Forest		0	3						
						30	A	North Carolina		0	3	56	A	Clemson		2	3						
						22	H	Miami (FL)		1	3	65	A	Georgia Tech		1	3						

Non-Div. I Games:

Maryland

P
i
t
t
s
b
u
r
g
h

Pittsburgh

Average RPI Win:	183	WON-LOST	WINNING	LAST 10	STRENGTH OF	OPP. STRENGTH	TEAM	ADJ	CONF.	ADJ CONF.		
Average RPI Loss:	122	RECORD	PCT. RANK	GAMES	SCHEDULE	OF SCHEDULE	RPI	RPI	RPI	RPI		
DIV. I ONLY	16- 10	.61538	104	7- 3	189	131	127	.51183	138	14	14	
DIV. I NON-CONF.	6- 4	.6	119	1- 0	286	163	192	.47048	192	14	14	
<hr/>												
TOTALS	RPI 1-25	RPI 26-50		W-L RECORDS	RPI 51-100		RPI 101-150		RPI 150+			
16- 10	0- 0	0- 2		OVERALL	2- 3		4- 3		10- 2			
8- 2	0- 0	0- 1		HOME	1- 1		3- 0		4- 0			
5- 7	0- 0	0- 1		AWAY	1- 2		1- 3		3- 1			
3- 1	0- 0	0- 0		NEUTRAL	0- 0		0- 0		3- 1			
<hr/>												
6- 4	0- 0	0- 0		NON-CONFERENCE	0- 1		2- 2		4- 1			
3- 0	0- 0	0- 0		HOME	0- 0		2- 0		1- 0			
0- 3	0- 0	0- 0		AWAY	0- 1		0- 2		0- 0			
3- 1	0- 0	0- 0		NEUTRAL	0- 0		0- 0		3- 1			
<hr/>												
10- 6	0- 0	0- 2		CONFERENCE	2- 2		2- 1		6- 1			
5- 2	0- 0	0- 1		HOME	1- 1		1- 0		3- 0			
5- 4	0- 0	0- 1		AWAY	1- 1		1- 1		3- 1			
0- 0	0- 0	0- 0		NEUTRAL	0- 0		0- 0		0- 0			
<hr/>												
RPI S	Opponent	Score	RPI S	Opponent	Score	RPI S	Opponent	Score	RPI S	Opponent	Score	
			44 A	North Dakota St.	0 3	67 A	Eastern Mich.	0 3	106 H	Central Mich.	3 2	
			44 H	North Dakota St.	0 3	71 A	Oral Roberts	1 3	122 A	IUPUI	2 3	
						71 H	Oral Roberts	3 0	127 A	Iowa	2 3	
						72 A	IPFW	3 1	130 H	Bowling Green	3 0	
						72 H	IPFW	0 3	133 A	Toledo	1 3	
									146 A	South Dakota St.	3 1	
									146 H	South Dakota St.	3 0	
									164 N	Niagara	3 2	
									185 A	South Dakota	3 2	
									185 H	South Dakota	3 1	
						218 A	UMKC	3 1				
						218 H	UMKC	3 0				
						227 A	Southern Utah	3 1				
						227 H	Southern Utah	3 0				
						252 A	Western Ill.	1 3				
						255 H	Wright St.	3 0				
						255 N	Wright St.	3 1				
						292 N	Loyola Chicago	2 3				
						318 N	Chicago St.	3 0				
						LAST 10 GAMES			LAST 10 GAMES			
218 A	UMKC	3 1				146 A	South Dakota St.	3 1				
185 A	South Dakota	3 2				130 H	Bowling Green	3 0				
227 H	Southern Utah	3 0				72 H	IPFW	0 3				
71 H	Oral Roberts	3 0				122 A	IUPUI	2 3				
44 A	North Dakota St.	0 3				185 H	South Dakota	3 1				

Non-Div. I Games:

Oakland

Average RPI Win:	164	WON-LOST	WINNING	LAST 10	STRENGTH OF	OPP. STRENGTH	TEAM	ADJ	CONF.	ADJ CONF.	
Average RPI Loss:	74	RECORD	PCT. RANK	GAMES	SCHEDULE	OF SCHEDULE	RPI	RPI	RPI	RPI	
DIV. I ONLY	10- 14	.41667	209	5- 5	87	75	143	.5116	139	8	8
DIV. I NON-CONF.	6- 6	.5	164	1- 0	69	58	115	.54005	110	7	7
<hr/>											
TOTALS	RPI 1-25	RPI 26-50		W-L RECORDS	RPI 51-100		RPI 101-150		RPI 150+		
10- 14	0- 3	0- 1		OVERALL	2- 7		2- 2		6- 1		
4- 5	0- 0	0- 1		HOME	1- 2		1- 1		2- 1		
3- 7	0- 1	0- 0		AWAY	1- 5		1- 1		1- 0		
3- 2	0- 2	0- 0		NEUTRAL	0- 0		0- 0		3- 0		
<hr/>											
6- 6	0- 3	0- 0		NON-CONFERENCE	1- 2		0- 1		5- 0		
2- 1	0- 0	0- 0		HOME	0- 0		0- 1		2- 0		
1- 3	0- 1	0- 0		AWAY	1- 2		0- 0		0- 0		
3- 2	0- 2	0- 0		NEUTRAL	0- 0		0- 0		3- 0		
<hr/>											
4- 8	0- 0	0- 1		CONFERENCE	1- 5		2- 1		1- 1		
2- 4	0- 0	0- 1		HOME	1- 2		1- 0		0- 1		
2- 4	0- 0	0- 0		AWAY	0- 3		1- 1		1- 0		
0- 0	0- 0	0- 0		NEUTRAL	0- 0		0- 0		0- 0		
<hr/>											
RPI S	Opponent	Score		RPI S	Opponent	Score		RPI S	Opponent	Score	
5 N	UNI	2	3	50 H	Long Beach St.	0	3	58 A	UC Santa Barbara	0	3
10 N	Florida St.	0	3					58 H	UC Santa Barbara	0	3
24 A	San Diego	0	3					79 A	Delaware	3	2
								84 A	Pacific	2	3
								84 H	Pacific	0	3
								91 A	UC Davis	2	3
								91 H	UC Davis	3	1
								92 A	San Diego St.	1	3
								99 A	New Mexico	2	3

Non-Div. I Games:

UC Irvine

Average RPI Win:	227	WON-LOST RECORD	WINNING PCT. RANK	LAST 10 GAMES	STRENGTH OF SCHEDULE	OPP. STRENGTH OF SCHEDULE	TEAM RPI	ADJ RPI	CONF. RPI	ADJ CONF. RPI		
DIV. I ONLY		8- 18	.30769	264	0- 10	43	40	146	.50961	140	2	2
DIV. I NON-CONF.		8- 4	.66667	81	0- 0	162	195	118	.53588	116	1	1
<hr/>												
TOTALS	RPI 1-25	RPI 26-50		W-L RECORDS		RPI 51-100		RPI 101-150		RPI 150+		
8- 18	0- 8	0- 3		OVERALL		0- 5		1- 2		7- 0		
6- 7	0- 3	0- 2		HOME		0- 2		0- 0		6- 0		
0- 9	0- 5	0- 1		AWAY		0- 2		0- 1		0- 0		
2- 2	0- 0	0- 0		NEUTRAL		0- 1		1- 1		1- 0		
<hr/>												
8- 4	0- 1	0- 0		NON-CONFERENCE		0- 2		1- 1		7- 0		
6- 0	0- 0	0- 0		HOME		0- 0		0- 0		6- 0		
0- 2	0- 1	0- 0		AWAY		0- 1		0- 0		0- 0		
2- 2	0- 0	0- 0		NEUTRAL		0- 1		1- 1		1- 0		
<hr/>												
0- 14	0- 7	0- 3		CONFERENCE		0- 3		0- 1		0- 0		
0- 7	0- 3	0- 2		HOME		0- 2		0- 0		0- 0		
0- 7	0- 4	0- 1		AWAY		0- 1		0- 1		0- 0		
0- 0	0- 0	0- 0		NEUTRAL		0- 0		0- 0		0- 0		
<hr/>												
RPI S	Opponent	Score	RPI S	Opponent	Score	RPI S	Opponent	Score	RPI S	Opponent	Score	
1 A	Illinois	1 3	35 A	Michigan St.	1 3	51 H	Wisconsin	1 3	104 N	George Washington	3 2	
1 H	Illinois	1 3	35 H	Michigan St.	1 3	58 N	UC Santa Barbara	2 3	127 A	Iowa	2 3	
2 A	Nebraska	0 3	41 H	Ohio St.	1 3	77 A	Virginia Tech	1 3	128 N	Cleveland St.	2 3	
6 A	Purdue	2 3				82 A	Northwestern	0 3	164 H	Niagara	3 0	
15 H	Penn St.	0 3				82 H	Northwestern	0 3	200 H	Gonzaga	3 1	
21 A	Michigan	0 3							203 H	Buffalo	3 0	
21 H	Michigan	0 3							258 H	Southeast Mo. St.	3 0	
24 A	San Diego	0 3							290 H	Eastern Ill.	3 0	
									295 N	High Point	3 1	
									298 H	Youngstown St.	3 0	
<hr/>												
LAST 10 GAMES												
1 H	Illinois	1 3	6 A	Purdue	2 3							
82 H	Northwestern	0 3	15 H	Penn St.	0 3							
21 A	Michigan	0 3	41 H	Ohio St.	1 3							
35 A	Michigan St.	1 3	2 A	Nebraska	0 3							
51 H	Wisconsin	1 3	127 A	Iowa	2 3							

Non-Div. I Games:

Indiana

Average RPI Win: 181		WON-LOST	WINNING	LAST 10	STRENGTH OF		OPP. STRENGTH	TEAM	ADJ	CONF.	ADJ CONF.
Average RPI Loss: 66		RECORD	PCT. RANK	GAMES	SCHEDULE		OF SCHEDULE	RPI	RPI	RPI	RPI
DIV. I ONLY		11- 16	.40741	214	2- 8		94	76	151	.50905	141
DIV. I NON-CONF.		7- 4	.63636	96	0- 0		135	180	117	.53909	112
TOTALS		RPI 1-25	RPI 26-50		W-L RECORDS		RPI 51-100		RPI 101-150		RPI 150+
11- 16	0- 4	0- 1		OVERALL		1- 6		5- 5		5- 0	
7- 5	0- 1	0- 0		HOME		1- 2		3- 2		3- 0	
2- 9	0- 3	0- 0		AWAY		0- 3		2- 3		0- 0	
2- 2	0- 0	0- 1		NEUTRAL		0- 1		0- 0		2- 0	
7- 4	0- 0	0- 1		NON-CONFERENCE		1- 2		1- 1		5- 0	
4- 0	0- 0	0- 0		HOME		1- 0		0- 0		3- 0	
1- 2	0- 0	0- 0		AWAY		0- 1		1- 1		0- 0	
2- 2	0- 0	0- 1		NEUTRAL		0- 1		0- 0		2- 0	
4- 12	0- 4	0- 0		CONFERENCE		0- 4		4- 4		0- 0	
3- 5	0- 1	0- 0		HOME		0- 2		3- 2		0- 0	
1- 7	0- 3	0- 0		AWAY		0- 2		1- 2		0- 0	
0- 0	0- 0	0- 0		NEUTRAL		0- 0		0- 0		0- 0	
RPI S	Opponent	Score		RPI S	Opponent	Score		RPI S	Opponent	Score	
13 A	Kentucky	0 3		41 N	Ohio St.	1 3		57 N	TCU	1 3	
14 A	Tennessee	0 3						63 A	Arkansas	0 3	
17 A	Florida	0 3						63 H	Arkansas	1 3	
17 H	Florida	0 3						69 A	Samford	2 3	
								75 A	LSU	0 3	
								75 H	LSU	1 3	
								90 H	Texas St.	3 2	
										</	

Average RPI Win:		232	WON-LOST RECORD		WINNING PCT. RANK		LAST 10 GAMES		STRENGTH OF SCHEDULE		OPP. STRENGTH OF SCHEDULE		TEAM RPI		ADJ RPI		CONF. RPI		ADJ CONF. RPI	
Average RPI Loss:		113																		
DIV. I ONLY			18- 8		.69231 65		8- 2		258		177		136		.50831 142		23		24	
DIV. I NON-CONF.			9- 6		.6 119		0- 0		281		134		187		.47411 187		24		23	
TOTALS		RPI 1-25		RPI 26-50		W-L RECORDS		RPI 51-100		RPI 101-150		RPI 150+								
18- 8		0- 1		0- 1		OVERALL		1- 2		0- 1		17- 3								
7- 4		0- 1		0- 0		HOME		1- 0		0- 0		6- 3								
7- 2		0- 0		0- 1		AWAY		0- 1		0- 0		7- 0								
4- 2		0- 0		0- 0		NEUTRAL		0- 1		0- 1		4- 0								
9- 6		0- 1		0- 1		NON-CONFERENCE		0- 1		0- 1		9- 2								
2- 3		0- 1		0- 0		HOME		0- 0		0- 0		2- 2								
3- 1		0- 0		0- 1		AWAY		0- 0		0- 0		3- 0								
4- 2		0- 0		0- 0		NEUTRAL		0- 1		0- 1		4- 0								
9- 2		0- 0		0- 0		CONFERENCE		1- 1		0- 0		8- 1								
5- 1		0- 0		0- 0		HOME		1- 0		0- 0		4- 1								
4- 1		0- 0		0- 0		AWAY		0- 1		0- 0		4- 0								
0- 0		0- 0		0- 0		NEUTRAL		0- 0		0- 0		0- 0								
RPI S	Opponent		Score		RPI S	Opponent		Score		RPI S	Opponent		Score		RPI S	Opponent		Score		
25 H	Western Ky.		1 3		45 A	Kansas		1 3		85 A	Lipscomb		2 3		146 N	South Dakota St.		1 3		
										85 H	Lipscomb		3 1		151 H	Sacramento St.		1 3		
										86 N	Appalachian St.		0 3		172 A	Kennesaw St.		3 1		
															172 H	Kennesaw St.		3 0		
															173 H	Fla. Gulf Coast		2 3		
															191 H	Evansville		1 3		
															204 A	Tulane		3 2		
															207 H	East Tenn. St.		3 1		
															213 N	UT Martin		3 2		
															215 A	North Florida		3 1		
															218 A	UMKC		3 0		
															222 N	South Ala.		3 0		
															238 N	Lamar		3 0		
															242 A	Jacksonville		3 1		
															256 A	Mercer		3 1		
															276 A	Chattanooga		3 0		
															277 H	Murray St.		3 0		
															288 H	Stetson		3 0		
															291 H	S.C. Upstate		3 0		
															301 N	Montana St.		3 0		
															306 H	Tennessee Tech		3 0		
				LAST 10 GAMES																
						172 H	Kennesaw St.		3 0				215 A	North Florida		3 1				
						85 H	Lipscomb		3 1				85 A	Lipscomb		2 3				
						288 H	Stetson		3 0				291 H	S.C. Upstate		3 0				
						173 H	Fla. Gulf Coast		2 3				207 H	East Tenn. St.		3 1				
						242 A	Jacksonville		3 1				256 A	Mercer		3 1				

Non-Div. I Games:

Belmont

Average RPI Win:	229	WON-LOST	WINNING	LAST 10	STRENGTH OF	OPP. STRENGTH	TEAM	ADJ	CONF.	ADJ CONF.	
Average RPI Loss:	110	RECORD	PCT. RANK	GAMES	SCHEDULE	OF SCHEDULE	RPI	RPI	RPI	RPI	
DIV. I ONLY	15- 7	.68182	73	7- 3	254	190	140	.508	143	19	19
DIV. I NON-CONF.	6- 4	.6	119	0- 0	294	175	201	.46366	197	21	21
<hr/>											
TOTALS	RPI 1-25	RPI 26-50		W-L RECORDS		RPI 51-100		RPI 101-150		RPI 150+	
15- 7	0- 0	0- 0		OVERALL		0- 4		1- 1		14- 2	
9- 2	0- 0	0- 0		HOME		0- 1		0- 1		9- 0	
4- 3	0- 0	0- 0		AWAY		0- 2		0- 0		4- 1	
2- 2	0- 0	0- 0		NEUTRAL		0- 1		1- 0		1- 1	
<hr/>											
6- 4	0- 0	0- 0		NON-CONFERENCE		0- 2		1- 1		5- 1	
3- 1	0- 0	0- 0		HOME		0- 0		0- 1		3- 0	
1- 1	0- 0	0- 0		AWAY		0- 1		0- 0		1- 0	
2- 2	0- 0	0- 0		NEUTRAL		0- 1		1- 0		1- 1	
<hr/>											
9- 3	0- 0	0- 0		CONFERENCE		0- 2		0- 0		9- 1	
6- 1	0- 0	0- 0		HOME		0- 1		0- 0		6- 0	
3- 2	0- 0	0- 0		AWAY		0- 1		0- 0		3- 1	
0- 0	0- 0	0- 0		NEUTRAL		0- 0		0- 0		0- 0	
<hr/>											
RPI S	Opponent	Score	RPI S	Opponent	Score	RPI S	Opponent	Score	RPI S	Opponent	Score
						51 N	Wisconsin	0 3	127 H	Iowa	1 3
						76 A	Yale	2 3	145 N	Memphis	3 1
						76 H	Yale	1 3	163 N	Boston College	2 3
						80 A	San Francisco	0 3	165 H	Princeton	3 0
									177 A	Dartmouth	3 2
									177 H	Dartmouth	3 2
									199 A	Harvard	0 3
									199 H	Harvard	3 0
									202 A	Rhode Island	3 2
									224 H	Penn	3 2
									229 H	St. John's (NY)	3 1
									243 H	Binghamton	3 0
									260 A	Cornell	3 2
									260 H	Cornell	3 0
									265 A	Brown	3 1
									265 H	Brown	3 0
			303 N	Providence	3 0						
			323 H	St. Francis (NY)	3 0						
			LAST 10 GAMES								
			177 H Dartmouth			3 2	199 A Harvard			0 3	
			199 H Harvard			3 0	177 A Dartmouth			3 2	
			265 H Brown			3 0	224 H Penn			3 2	
			76 H Yale			1 3	165 H Princeton			3 0	
			260 H Cornell			3 0	76 A Yale			2 3	

Non-Div. I Games:

Columbia

Average RPI Win: 211		WON-LOST	WINNING	LAST 10	STRENGTH OF		OPP. STRENGTH	TEAM	ADJ	CONF.	ADJ CONF.
Average RPI Loss: 119		RECORD	PCT. RANK	GAMES	SCHEDULE		OF SCHEDULE	RPI	RPI	RPI	RPI
DIV. I ONLY		17-8	.68	75	257		158	137	.50422	144	21
DIV. I NON-CONF.		7-5	.58333	131	240		68	160	.49784	158	18
TOTALS		RPI 1-25	RPI 26-50		W-L RECORDS		RPI 51-100		RPI 101-150		RPI 150+
17-8	0-0	1-2		OVERALL		0-2		1-0		15-4	
9-3	0-0	0-0		HOME		0-2		1-0		8-1	
5-5	0-0	0-2		AWAY		0-0		0-0		5-3	
3-0	0-0	1-0		NEUTRAL		0-0		0-0		2-0	
7-5	0-0	1-2		NON-CONFERENCE		0-2		1-0		5-1	
2-2	0-0	0-0		HOME		0-2		1-0		1-0	
2-3	0-0	0-2		AWAY		0-0		0-0		2-1	
3-0	0-0	1-0		NEUTRAL		0-0		0-0		2-0	
10-3	0-0	0-0		CONFERENCE		0-0		0-0		10-3	
7-1	0-0	0-0		HOME		0-0		0-0		7-1	
3-2	0-0	0-0		AWAY		0-0		0-0		3-2	
0-0	0-0	0-0		NEUTRAL		0-0		0-0		0-0	
RPI S	Opponent	Score		RPI S	Opponent	Score		RPI S	Opponent	Score	
31 A	Colorado St.	0	3	91 H	UC Davis	2	3	149 H	UNLV	3	0
42 A	Baylor	2	3	93 H	Wyoming	1	3	151 A	Sacramento St.	0	3
48 N	Wichita St.	3	1					151 H	Sacramento St.	3	1
								152 A	Denver	3	0
								159 A	Colorado	2	3
								160 H	Northern Ariz.	3	0
								174 H	Idaho St.	2	3
								194 A	Portland St.	3	2
								194 H	Portland St.	3	0
								197 A	Eastern Wash.	3	1
								197 H	Eastern Wash.	3	0
								208 A	Montana	2	3
								208 H	Montana	3	0
								246 A	Air Force	3	1
								257 N	McNeese St.	3	0
								271 H	Weber St.	3	0
								282 H	Seattle	3	0
								287 N	Tex.-Pan American	3	0
								301 A	Montana St.	3	1
								301 H	Montana St.	3	0
LAST 10 GAMES											
197 H	Eastern Wash.	3	0	301 A	Montana St.	3	1				
194 H	Portland St.	3	0	174 H	Idaho St.	2	3				
282 H	Seattle	3	0	271 H	Weber St.	3	0				
151 H	Sacramento St.	3	1	160 H	Northern Ariz.	3	0				
208 A	Montana	2	3	93 H	Wyoming	1	3				

Non-Div. I Games:

Northern Colo.

Average RPI Win: 228		WON-LOST	WINNING	LAST 10	STRENGTH OF		OPP. STRENGTH	TEAM	ADJ	CONF.	ADJ CONF.
Average RPI Loss: 87		RECORD	PCT. RANK	GAMES	SCHEDULE		OF SCHEDULE	RPI	RPI	RPI	RPI
DIV. I ONLY		16- 12	.57143	126	2- 8		186	159	150	.50392	145
DIV. I NON-CONF.		11- 2	.84615	26	0- 0		274	272	125	.53109	125
TOTALS		RPI 1-25	RPI 26-50		W-L RECORDS		RPI 51-100		RPI 101-150		RPI 150+
16- 12	0- 0	0- 2		OVERALL		1- 5		1- 4		14- 1	
8- 4	0- 0	0- 1		HOME		1- 3		1- 0		6- 0	
3- 7	0- 0	0- 1		AWAY		0- 2		0- 3		3- 1	
5- 1	0- 0	0- 0		NEUTRAL		0- 0		0- 1		5- 0	
11- 2	0- 0	0- 0		NON-CONFERENCE		0- 1		0- 1		11- 0	
4- 0	0- 0	0- 0		HOME		0- 0		0- 0		4- 0	
2- 1	0- 0	0- 0		AWAY		0- 1		0- 0		2- 0	
5- 1	0- 0	0- 0		NEUTRAL		0- 0		0- 1		5- 0	
5- 10	0- 0	0- 2		CONFERENCE		1- 4		1- 3		3- 1	
4- 4	0- 0	0- 1		HOME		1- 3		1- 0		2- 0	
1- 6	0- 0	0- 1		AWAY		0- 1		0- 3		1- 1	
0- 0	0- 0	0- 0		NEUTRAL		0- 0		0- 0		0- 0	
RPI S	Opponent	Score	RPI S	Opponent	Score	RPI S	Opponent	Score	RPI S	Opponent	Score
			27 A	Tulsa	0 3	54 H	Houston	1 3	107 A	UTEP	1 3
			27 H	Tulsa	0 3	59 H	UAB	0 3	107 A	UTEP	2 3
						64 A	Rice	0 3	121 A	SMU	2 3
						74 H	UCF	1 3	121 H	SMU	3 2
						74 H	UCF	3 1	143 N	Columbia	1 3
						80 A	San Francisco	2 3	176 A	Southern Miss.	0 3
									186 H	Marshall	3 0
									198 H	Georgia St.	3 1
									204 A	Tulane	3 0
									211 N	Green Bay	3 0
									219 A	Southern Ill.	3 0
									223 H	UALR	3 1
									236 A	UNC Greensboro	3 0
									258 H	Southeast Mo. St.	3 1
									262 N	Radford	3 1
									277 N	Murray St.	3 0
									280 H	East Carolina	3 0
									294 H	Alabama A&M	3 0
									303 N	Providence	3 0
									307 N	Howard	3 0
LAST 10 GAMES											
			74 H	UCF	3 1	64 A	Rice	0 3			
			74 H	UCF	1 3	27 H	Tulsa	0 3			
			121 A	SMU	2 3	121 H	SMU	3 2			
			27 A	Tulsa	0 3	107 A	UTEP	1 3			
			54 H	Houston	1 3	107 A	UTEP	2 3			

Non-Div. I Games:

Memphis

Average RPI Win:	174	WON-LOST	WINNING	LAST 10	STRENGTH OF	OPP. STRENGTH	TEAM	ADJ	CONF.	ADJ CONF.	
Average RPI Loss:	103	RECORD	PCT. RANK	GAMES	SCHEDULE	OF SCHEDULE	RPI	RPI	RPI	RPI	
DIV. I ONLY	12- 17	.41379	211	2- 8	73	135	145	.50153	146	14	14
DIV. I NON-CONF.	7- 6	.53846	153	0- 1	48	110	80	.55952	77	14	14
<hr/>											
TOTALS	RPI 1-25	RPI 26-50		W-L RECORDS	RPI 51-100		RPI 101-150		RPI 150+		
12- 17	0- 0	0- 5		OVERALL	2- 5		4- 4		6- 3		
3- 5	0- 0	0- 1		HOME	0- 3		1- 1		2- 0		
3- 10	0- 0	0- 3		AWAY	1- 2		1- 2		1- 3		
6- 2	0- 0	0- 1		NEUTRAL	1- 0		2- 1		3- 0		
<hr/>											
7- 6	0- 0	0- 3		NON-CONFERENCE	1- 2		3- 1		3- 0		
0- 1	0- 0	0- 0		HOME	0- 1		0- 0		0- 0		
1- 3	0- 0	0- 2		AWAY	0- 1		1- 0		0- 0		
6- 2	0- 0	0- 1		NEUTRAL	1- 0		2- 1		3- 0		
<hr/>											
5- 11	0- 0	0- 2		CONFERENCE	1- 3		1- 3		3- 3		
3- 4	0- 0	0- 1		HOME	0- 2		1- 1		2- 0		
2- 7	0- 0	0- 1		AWAY	1- 1		0- 2		1- 3		
0- 0	0- 0	0- 0		NEUTRAL	0- 0		0- 0		0- 0		
<hr/>											
RPI S	Opponent	Score	RPI S	Opponent	Score	RPI S	Opponent	Score	RPI S	Opponent	Score
			28 N	Kansas St.	0 3	60 A	North Dakota	0 3	111 N	Arkansas St.	3 2
			38 A	Missouri St.	0 3	60 H	North Dakota	0 3	122 A	IUPUI	0 3
			44 A	North Dakota St.	1 3	71 A	Oral Roberts	3 1	122 H	IUPUI	3 2
			44 H	North Dakota St.	0 3	71 H	Oral Roberts	2 3	126 A	Ga. Southern	3 2
			45 A	Kansas	0 3	72 A	IPFW	0 3	138 A	Oakland	0 3
						72 H	IPFW	2 3	138 H	Oakland	1 3
						86 N	Appalachian St.	3 1	142 N	Belmont	3 1
									148 N	Stephen F. Austin	0 3
									184 N	Hofstra	3 0
									185 A	South Dakota	1 3
									218 A	UMKC	3 0
									227 A	Southern Utah	1 3
									227 H	Southern Utah	3 1
									242 N	Jacksonville	3 1
									252 A	Western Ill.	0 3
									252 H	Western Ill.	3 0
									301 N	Montana St.	3 1
<hr/>											
LAST 10 GAMES											
			71 A	Oral Roberts	3 1	138 H	Oakland	1 3			
			227 A	Southern Utah	1 3	122 A	IUPUI	0 3			
			60 H	North Dakota	0 3	252 A	Western Ill.	0 3			
			44 A	North Dakota St.	1 3	227 H	Southern Utah	3 1			
			72 H	IPFW	2 3	71 H	Oral Roberts	2 3			

Non-Div. I Games: Neb. Omaha 3 0

South Dakota St.

Average RPI Win:	247	WON-LOST	WINNING	LAST 10	STRENGTH OF	OPP. STRENGTH	TEAM	ADJ	CONF.	ADJ CONF.	
Average RPI Loss:	148	RECORD	PCT. RANK	GAMES	SCHEDULE	OF SCHEDULE	RPI	RPI	RPI	RPI	
DIV. I ONLY	18- 7	.72	50	8- 2	266	244	141	.50097	147	28	28
DIV. I NON-CONF.	7- 5	.58333	131	0- 0	191	164	151	.49963	154	28	28
<hr/>											
TOTALS	RPI 1-25	RPI 26-50		W-L RECORDS		RPI 51-100		RPI 101-150		RPI 150+	
18- 7	0- 0	0- 0		OVERALL		1- 2		0- 1		17- 4	
7- 1	0- 0	0- 0		HOME		0- 0		0- 0		7- 1	
9- 3	0- 0	0- 0		AWAY		1- 0		0- 0		8- 3	
2- 3	0- 0	0- 0		NEUTRAL		0- 2		0- 1		2- 0	
<hr/>											
7- 5	0- 0	0- 0		NON-CONFERENCE		1- 2		0- 1		6- 2	
2- 0	0- 0	0- 0		HOME		0- 0		0- 0		2- 0	
3- 2	0- 0	0- 0		AWAY		1- 0		0- 0		2- 2	
2- 3	0- 0	0- 0		NEUTRAL		0- 2		0- 1		2- 0	
<hr/>											
11- 2	0- 0	0- 0		CONFERENCE		0- 0		0- 0		11- 2	
5- 1	0- 0	0- 0		HOME		0- 0		0- 0		5- 1	
6- 1	0- 0	0- 0		AWAY		0- 0		0- 0		6- 1	
0- 0	0- 0	0- 0		NEUTRAL		0- 0		0- 0		0- 0	
<hr/>											
RPI S	Opponent	Score	RPI S	Opponent	Score	RPI S	Opponent	Score	RPI S	Opponent	Score
						56 N	Clemson	1 3	110 N	South Carolina	0 3
						71 N	Oral Roberts	2 3	156 H	Liberty	2 3
						78 A	Col. of Charleston	3 2	171 A	Charlotte	2 3
									172 A	Kennesaw St.	2 3
									188 H	Davidson	3 2
									189 A	Elon	3 1
									206 A	UNC Asheville	3 1
									206 H	UNC Asheville	3 1
									230 H	UNC Wilmington	3 1
									241 A	Presbyterian	3 0
									250 A	Campbell	3 1
									256 A	Mercer	3 0
									262 H	Radford	3 0
									272 A	Coastal Caro.	3 2
									272 H	Coastal Caro.	3 0
									276 N	Chattanooga	3 2
									295 A	High Point	3 1
									297 A	Gardner-Webb	1 3
									297 H	Gardner-Webb	3 0
									302 A	Charleston So.	3 0
			302 H	Charleston So.	3 1						
			319 N	N.C. Central	3 0						
			LAST 10 GAMES								
			297 H	Gardner-Webb	3 0	156 H	Liberty	2 3			
			206 H	UNC Asheville	3 1	295 A	High Point	3 1			
			302 A	Charleston So.	3 0	250 A	Campbell	3 1			
			272 A	Coastal Caro.	3 2	206 A	UNC Asheville	3 1			
			262 H	Radford	3 0	297 A	Gardner-Webb	1 3			

Non-Div. I Games:

Winthrop

Average RPI Win:		194	WON-LOST RECORD		WINNING PCT. RANK		LAST 10 GAMES		STRENGTH OF SCHEDULE		OPP. STRENGTH OF SCHEDULE		TEAM RPI		ADJ RPI		CONF. RPI		ADJ CONF. RPI	
DIV. I ONLY			13- 16		.44828 184		4- 6		88		166		147		.49992 148		20		20	
DIV. I NON-CONF.			7- 8		.46667 185		0- 1		51		120		116		.53718 115		19		18	
TOTALS		RPI 1-25		RPI 26-50		W-L RECORDS		RPI 51-100		RPI 101-150		RPI 150+								
13- 16		0- 2		1- 0		OVERALL		1- 7		2- 3		9- 4								
5- 9		0- 2		1- 0		HOME		0- 4		0- 2		4- 1								
4- 6		0- 0		0- 0		AWAY		0- 2		1- 1		3- 3								
4- 1		0- 0		0- 0		NEUTRAL		1- 1		1- 0		2- 0								
7- 8		0- 2		1- 0		NON-CONFERENCE		1- 3		2- 1		3- 2								
1- 5		0- 2		1- 0		HOME		0- 2		0- 1		0- 0								
2- 2		0- 0		0- 0		AWAY		0- 0		1- 0		1- 2								
4- 1		0- 0		0- 0		NEUTRAL		1- 1		1- 0		2- 0								
6- 8		0- 0		0- 0		CONFERENCE		0- 4		0- 2		6- 2								
4- 4		0- 0		0- 0		HOME		0- 2		0- 1		4- 1								
2- 4		0- 0		0- 0		AWAY		0- 2		0- 1		2- 1								
0- 0		0- 0		0- 0		NEUTRAL		0- 0		0- 0		0- 0								
RPI	S	Opponent		Score		RPI	S	Opponent		Score		RPI	S	Opponent		Score				
19	H	Northern Ill.		1	3	38	H	Missouri St.		3	1	59	N	UAB		3	2			
20	H	Texas A&M		1	3							60	H	North Dakota		1	3			
												64	H	Rice		0	3			
												81	A	UTSA		0	3			
												81	H	UTSA		1	3			
												90	A	Texas St.		0	3			
												90	H	Texas St.		0	3			
												96	N	Illinois St.		2	3			
												115	H	Houston Baptist		1	3			
												126	A	Ga. Southern		3	2			
												135	A	Sam Houston St.		1	3			
												135	H	Sam Houston St.		2	3			
												146	N	South Dakota St.		3	0			
												157	A	North Texas		0	3			
												196	H	Central Ark.		1	3			
												201	A	Texas-Arlington		1	3			
												201	H	Texas-Arlington		3	0			
												205	A	A&M-Corpus Christi		3	2			
												205	H	A&M-Corpus Christi		3	1			
												213	A	UT Martin		3	1			
												220	H	Nicholls St.		3	0			
												242	N	Jacksonville		3	1			
												244	A	La.-Monroe		2	3			
												261	H	Northwestern St.		3	0			
												301	N	Montana St.		3	1			
												309	A	Southeastern La.		3	0			
LAST 10 GAMES																				
												81	H	UTSA		1	3			
												115	H	Houston Baptist		1	3			
												201	H	Texas-Arlington		3	0			
												90	H	Texas St.		0	3			
												309	A	Southeastern La.		3	0			
												135	A	Sam Houston St.		1	3			

Non-Div. I Games:

Stephen F. Austin

UNLV

Average RPI Win: 187		WON-LOST RECORD		WINNING PCT. RANK		LAST 10 GAMES		STRENGTH OF SCHEDULE		OPP. STRENGTH OF SCHEDULE		TEAM RPI		ADJ RPI		CONF. RPI		ADJ CONF. RPI			
DIV. I ONLY		11- 15		.42308 205		3- 7		92		130		155		.4989 149		10		10			
DIV. I NON-CONF.		8- 6		.57143 137		1- 0		187		159		152		.50228 152		12		12			
TOTALS		RPI 1-25		RPI 26-50		W-L RECORDS		RPI 51-100		RPI 101-150		RPI 150+									
11- 15		0- 0		0- 3		OVERALL		3- 8		0- 2		8- 2									
5- 8		0- 0		0- 2		HOME		1- 4		0- 1		4- 1									
3- 5		0- 0		0- 1		AWAY		1- 3		0- 1		2- 0									
3- 2		0- 0		0- 0		NEUTRAL		1- 1		0- 0		2- 1									
8- 6		0- 0		0- 1		NON-CONFERENCE		1- 2		0- 2		7- 1									
3- 3		0- 0		0- 1		HOME		0- 1		0- 1		3- 0									
2- 1		0- 0		0- 0		AWAY		0- 0		0- 1		2- 0									
3- 2		0- 0		0- 0		NEUTRAL		1- 1		0- 0		2- 1									
3- 9		0- 0		0- 2		CONFERENCE		2- 6		0- 0		1- 1									
2- 5		0- 0		0- 1		HOME		1- 3		0- 0		1- 1									
1- 4		0- 0		0- 1		AWAY		1- 3		0- 0		0- 0									
0- 0		0- 0		0- 0		NEUTRAL		0- 0		0- 0		0- 0									
RPI	S	Opponent		Score		RPI	S	Opponent		Score		RPI	S	Opponent		Score					
				31	A	Colorado St.		0	3	57	A	TCU		3	1	119	H	Cal St. Northridge		2	3
				31	H	Colorado St.		2	3	57	H	TCU		0	3	144	A	Northern Colo.		0	3
				42	H	Baylor		2	3	80	H	San Francisco		0	3	154	H	Fresno St.		3	2
										91	N	UC Davis		0	3	158	H	Boise St.		2	3
										92	A	San Diego St.		1	3	159	N	Colorado		1	3
										92	H	San Diego St.		3	0	196	N	Central Ark.		3	0
										93	A	Wyoming		1	3	197	H	Eastern Wash.		3	1
										93	H	Wyoming		2	3	227	H	Southern Utah		3	2
										94	N	Morehead St.		3	2	246	H	Air Force		3	0
										99	A	New Mexico		0	3	249	A	Nevada		3	0
										99	H	New Mexico		1	3	261	N	Northwestern St.		3	2
																281	A	CSU Bakersfield		3	2
LAST 10 GAMES																					
				99	H	New Mexico		1	3	92	A	San Diego St.		1	3						
				57	H	TCU		0	3	246	H	Air Force		3	0						
				31	A	Colorado St.		0	3	158	H	Boise St.		2	3						
				93	A	Wyoming		1	3	57	A	TCU		3	1						
				281	A	CSU Bakersfield		3	2	99	A	New Mexico		0	3						

Non-Div. I Games:

UNLV

Average RPI Win:		204	WON-LOST RECORD		WINNING PCT. RANK		LAST 10 GAMES		STRENGTH OF SCHEDULE		OPP. STRENGTH OF SCHEDULE		TEAM RPI		ADJ RPI		CONF. RPI		ADJ CONF. RPI	
DIV. I ONLY			10- 15		.4 216		4- 6		70		145		149		.49834 150		11		12	
DIV. I NON-CONF.			4- 9		.30769 256		0- 1		54		202		179		.47858 183		11		11	
TOTALS		RPI 1-25		RPI 26-50		W-L RECORDS		RPI 51-100		RPI 101-150		RPI 150+								
10- 15		0- 2		0- 3		OVERALL		1- 5		2- 2		7- 3								
5- 7		0- 1		0- 1		HOME		0- 1		1- 2		4- 2								
3- 6		0- 1		0- 1		AWAY		1- 3		1- 0		1- 1								
2- 2		0- 0		0- 1		NEUTRAL		0- 1		0- 0		2- 0								
4- 9		0- 1		0- 1		NON-CONFERENCE		1- 3		0- 1		3- 3								
1- 3		0- 0		0- 0		HOME		0- 0		0- 1		1- 2								
1- 4		0- 1		0- 0		AWAY		1- 2		0- 0		0- 1								
2- 2		0- 0		0- 1		NEUTRAL		0- 1		0- 0		2- 0								
6- 6		0- 1		0- 2		CONFERENCE		0- 2		2- 1		4- 0								
4- 4		0- 1		0- 1		HOME		0- 1		1- 1		3- 0								
2- 2		0- 0		0- 1		AWAY		0- 1		1- 0		1- 0								
0- 0		0- 0		0- 0		NEUTRAL		0- 0		0- 0		0- 0								
RPI	S	Opponent		Score		RPI	S	Opponent		Score		RPI	S	Opponent		Score				
18	H	Cincinnati		1	3	26	N	Western Mich.		1	3	51	A	Wisconsin		0	3			
19	A	Northern Ill.		0	3	37	H	Louisville		0	3	55	A	Notre Dame		0	3			
						40	A	Marquette		1	3	66	N	New Mexico St.		0	3			
												74	A	UCF		3	1			
												97	H	Seton Hall		1	3			
												99	A	New Mexico		1	3			
														101 H Villanova		1	3			
														114 A Syracuse		3	2			
														125 H Georgetown		3	0			
														130 H Bowling Green		0	3			
														166 H Connecticut		3	2			
														173 A Fla. Gulf Coast		0	3			
														212 H Md.-East. Shore		2	3			
														216 H Eastern Ky.		1	3			
														229 H St. John's (NY)		3	2			
														236 N UNC Greensboro		3	0			
														248 H Rutgers		3	0			
														251 A DePaul		3	0			
														283 N Fla. Atlantic		3	0			
														312 H Bethune-Cookman		3	0			
LAST 10 GAMES																				
						125	H	Georgetown		3	0	251	A	DePaul		3	0			
						101	H	Villanova		1	3	173	A	Fla. Gulf Coast		0	3			
						18	H	Cincinnati		1	3	229	H	St. John's (NY)		3	2			
						37	H	Louisville		0	3	166	H	Connecticut		3	2			
						55	A	Notre Dame		0	3	97	H	Seton Hall		1	3			

Non-Div. I Games:

South Fla.

Average RPI Win: 218		WON-LOST RECORD		WINNING PCT. RANK		LAST 10 GAMES		STRENGTH OF SCHEDULE		OPP. STRENGTH OF SCHEDULE		TEAM RPI		ADJ RPI		CONF. RPI		ADJ CONF. RPI	
DIV. I ONLY		14- 13		.51852 155		6- 4		148		182		153		.49785 151		21		21	
DIV. I NON-CONF.		7- 8		.46667 185		2- 0		93		139		143		.51299 141		18		19	
TOTALS		RPI 1-25		RPI 26-50		W-L RECORDS		RPI 51-100		RPI 101-150		RPI 150+							
14- 13		0- 1		0- 2		OVERALL		0- 2		3- 3		11- 5							
6- 5		0- 0		0- 0		HOME		0- 1		1- 1		5- 3							
5- 5		0- 0		0- 1		AWAY		0- 1		1- 1		4- 2							
3- 3		0- 1		0- 1		NEUTRAL		0- 0		1- 1		2- 0							
7- 8		0- 1		0- 2		NON-CONFERENCE		0- 2		2- 2		5- 1							
2- 3		0- 0		0- 0		HOME		0- 1		0- 1		2- 1							
2- 2		0- 0		0- 1		AWAY		0- 1		1- 0		1- 0							
3- 3		0- 1		0- 1		NEUTRAL		0- 0		1- 1		2- 0							
7- 5		0- 0		0- 0		CONFERENCE		0- 0		1- 1		6- 4							
4- 2		0- 0		0- 0		HOME		0- 0		1- 0		3- 2							
3- 3		0- 0		0- 0		AWAY		0- 0		0- 1		3- 2							
0- 0		0- 0		0- 0		NEUTRAL		0- 0		0- 0		0- 0							
RPI S	Opponent		Score		RPI S	Opponent		Score		RPI S	Opponent		Score		RPI S	Opponent		Score	
25 N	Western Ky.		0 3		28 N	Kansas St.		1 3		61 A	St. Mary's (CA)		1 3		119 H	Cal St. Northridge		1 3	
					32 A	California		0 3		91 H	UC Davis		2 3		124 N	Utah Valley		0 3	
															125 N	Georgetown		3 1	
															142 A	Belmont		3 1	
															144 A	Northern Colo.		1 3	
															144 H	Northern Colo.		3 0	
															154 H	Fresno St.		1 3	
															160 A	Northern Ariz.		2 3	
															160 H	Northern Ariz.		2 3	
															174 A	Idaho St.		3 2	
															174 H	Idaho St.		2 3	
															181 A	San Jose St.		3 1	
															194 H	Portland St.		3 0	
															197 H	Eastern Wash.		3 0	
															208 A	Montana		1 3	
															247 H	Marist		3 0	
															249 N	Nevada		3 1	
															271 A	Weber St.		3 1	
															271 H	Weber St.		3 0	
															277 N	Murray St.		3 1	
															282 H	Seattle		3 1	
															301 A	Montana St.		3 0	
				LAST 10 GAMES															
															174 H	Idaho St.		2 3	
															271 H	Weber St.		3 0	
															160 A	Northern Ariz.		2 3	
															144 A	Northern Colo.		1 3	
															282 H	Seattle		3 1	
															301 A	Montana St.		3 1	

Non-Div. I Games:

Sacramento St.

Average RPI Win: 206		WON-LOST RECORD		WINNING PCT. RANK		LAST 10 GAMES		STRENGTH OF SCHEDULE		OPP. STRENGTH OF SCHEDULE		TEAM RPI		ADJ RPI		CONF. RPI		ADJ CONF. RPI	
DIV. I ONLY		12- 15		.44444 190		6- 4		102		138		156		.49784 152		16		16	
DIV. I NON-CONF.		3- 9		.25 269		0- 0		75		64		194		.47079 191		16		16	
TOTALS		RPI 1-25		RPI 26-50		W-L RECORDS		RPI 51-100		RPI 101-150		RPI 150+							
12- 15		0- 2		1- 2		OVERALL		0- 4		1- 3		10- 4							
7- 8		0- 1		1- 1		HOME		0- 3		1- 1		5- 2							
4- 6		0- 1		0- 1		AWAY		0- 0		0- 2		4- 2							
1- 1		0- 0		0- 0		NEUTRAL		0- 1		0- 0		1- 0							
3- 9		0- 1		1- 1		NON-CONFERENCE		0- 3		0- 2		2- 2							
2- 7		0- 1		1- 1		HOME		0- 2		0- 1		1- 2							
0- 1		0- 0		0- 0		AWAY		0- 0		0- 1		0- 0							
1- 1		0- 0		0- 0		NEUTRAL		0- 1		0- 0		1- 0							
9- 6		0- 1		0- 1		CONFERENCE		0- 1		1- 1		8- 2							
5- 1		0- 0		0- 0		HOME		0- 1		1- 0		4- 0							
4- 5		0- 1		0- 1		AWAY		0- 0		0- 1		4- 2							
0- 0		0- 0		0- 0		NEUTRAL		0- 0		0- 0		0- 0							
RPI S	Opponent		Score		RPI S	Opponent		Score		RPI S	Opponent		Score		RPI S	Opponent		Score	
6 H	Purdue		1	3	29 H	Missouri		0	3	62 N	Milwaukee		2	3	111 A	Arkansas St.		1	3
25 A	Western Ky.		0	3	31 H	Colorado St.		3	1	81 H	UTSA		1	3	111 H	Arkansas St.		3	1
					49 A	Middle Tenn.		0	3	89 H	FIU		1	3	131 A	Arizona St.		0	3
										91 H	UC Davis		2	3	144 H	Northern Colo.		0	3
															157 A	North Texas		1	3
															167 A	Troy		1	3
															181 N	San Jose St.		3	1
															182 H	Drake		2	3
															222 A	South Ala.		3	1
															223 A	UALR		3	0
															223 H	UALR		3	1
															231 A	La.-Lafayette		3	0
															231 H	La.-Lafayette		3	0
															244 A	La.-Monroe		3	2
															244 H	La.-Monroe		3	0
															246 H	Air Force		3	2
															267 H	Bryant		2	3
															283 H	Fla. Atlantic		3	0
				LAST 10 GAMES															
															111 H	Arkansas St.		3	1
															223 H	UALR		3	1
															49 A	Middle Tenn.		0	3
															25 A	Western Ky.		0	3
															222 A	South Ala.		3	1
															167 A	Troy		1	3
															244 H	La.-Monroe		3	0
															231 H	La.-Lafayette		3	0
															157 A	North Texas		1	3
															223 A	UALR		3	0

Non-Div. I Games:

Denver

Average RPI Win:		158	WON-LOST RECORD		WINNING PCT. RANK	LAST 10 GAMES	STRENGTH OF SCHEDULE		OPP. STRENGTH OF SCHEDULE	TEAM RPI	ADJ RPI	CONF. RPI	ADJ CONF. RPI
Average RPI Loss:		93											
DIV. I ONLY			11- 14		.44 194	3- 7	136		74	159	.49661 153	8	8
DIV. I NON-CONF.			5- 7		.41667 208	0- 0	125		93	169	.4899 167	7	7
TOTALS		RPI 1-25	RPI 26-50		W-L RECORDS		RPI 51-100		RPI 101-150		RPI 150+		
11- 14	0- 1		1- 3		OVERALL		2- 3		2- 5		6- 2		
5- 4	0- 0		1- 1		HOME		2- 1		1- 1		1- 1		
4- 7	0- 0		0- 2		AWAY		0- 2		1- 3		3- 0		
2- 3	0- 1		0- 0		NEUTRAL		0- 0		0- 1		2- 1		
5- 7	0- 1		1- 1		NON-CONFERENCE		0- 1		0- 2		4- 2		
1- 1	0- 0		1- 0		HOME		0- 0		0- 0		0- 1		
2- 3	0- 0		0- 1		AWAY		0- 1		0- 1		2- 0		
2- 3	0- 1		0- 0		NEUTRAL		0- 0		0- 1		2- 1		
6- 7	0- 0		0- 2		CONFERENCE		2- 2		2- 3		2- 0		
4- 3	0- 0		0- 1		HOME		2- 1		1- 1		1- 0		
2- 4	0- 0		0- 1		AWAY		0- 1		1- 2		1- 0		
0- 0	0- 0		0- 0		NEUTRAL		0- 0		0- 0		0- 0		
RPI S	Opponent	Score	RPI S	Opponent	Score	RPI S	Opponent	Score	RPI S	Opponent	Score		
7 N	UCLA	0 3	43 A	Arizona	1 3	58 A	UC Santa Barbara	1 3	102 A	Cal Poly	0 3		
			47 H	BYU	3 1	58 H	UC Santa Barbara	3 2	102 H	Cal Poly	3 0		
			50 A	Long Beach St.	1 3	84 H	Pacific	0 3	105 N	Idaho	0 3		
			50 H	Long Beach St.	0 3	91 H	UC Davis	3 0	119 A	Cal St. Northridge	0 3		
						92 A	San Diego St.	2 3	119 H	Cal St. Northridge	0 3		
									132 A	Loyola Marymount	1 3		
									139 A	UC Irvine	3 1		
									161 H	Utah St.	1 3		
									180 A	UC Riverside	3 2		
									180 H	UC Riverside	3 2		
									185 N	South Dakota	2 3		
									197 N	Eastern Wash.	3 0		
									208 A	Montana	3 1		
									241 N	Presbyterian	3 0		
									300 A	Quinnipiac	3 0		
			LAST 10 GAMES										
			50 H	Long Beach St.	0 3	58 A	UC Santa Barbara	1 3					
			139 A	UC Irvine	3 1	91 H	UC Davis	3 0					
			180 H	UC Riverside	3 2	84 H	Pacific	0 3					
			119 H	Cal St. Northridge	0 3	50 A	Long Beach St.	1 3					
			102 A	Cal Poly	0 3	119 A	Cal St. Northridge	0 3					

Non-Div. I Games:

Cal St. Fullerton

Average RPI Win:	236	WON-LOST RECORD	WINNING PCT. RANK	LAST 10 GAMES	STRENGTH OF SCHEDULE	OPP. STRENGTH OF SCHEDULE	TEAM RPI	ADJ RPI	CONF. RPI	ADJ CONF. RPI	
DIV. I ONLY		12- 13	.48 177	5- 5	146	126	158	.49583 154	13	13	
DIV. I NON-CONF.		6- 7	.46154 189	1- 0	163	116	175	.48789 171	13	13	
<hr/>											
TOTALS	RPI 1-25	RPI 26-50		W-L RECORDS	RPI 51-100		RPI 101-150		RPI 150+		
12- 13	0- 3	0- 2		OVERALL	0- 3		0- 4		12- 1		
5- 4	0- 2	0- 0		HOME	0- 1		0- 1		5- 0		
6- 6	0- 1	0- 1		AWAY	0- 1		0- 2		6- 1		
1- 3	0- 0	0- 1		NEUTRAL	0- 1		0- 1		1- 0		
<hr/>											
6- 7	0- 1	0- 2		NON-CONFERENCE	0- 1		0- 3		6- 0		
2- 2	0- 1	0- 0		HOME	0- 0		0- 1		2- 0		
3- 2	0- 0	0- 1		AWAY	0- 0		0- 1		3- 0		
1- 3	0- 0	0- 1		NEUTRAL	0- 1		0- 1		1- 0		
<hr/>											
6- 6	0- 2	0- 0		CONFERENCE	0- 2		0- 1		6- 1		
3- 2	0- 1	0- 0		HOME	0- 1		0- 0		3- 0		
3- 4	0- 1	0- 0		AWAY	0- 1		0- 1		3- 1		
0- 0	0- 0	0- 0		NEUTRAL	0- 0		0- 0		0- 0		
<hr/>											
RPI S	Opponent	Score	RPI S	Opponent	Score	RPI S	Opponent	Score	RPI S	Opponent	Score
8 A	Hawaii	0 3	33 A	Washington	0 3	66 A	New Mexico St.	0 3	102 H	Cal Poly	2 3
8 H	Hawaii	1 3	42 N	Baylor	0 3	66 H	New Mexico St.	0 3	105 A	Idaho	2 3
24 H	San Diego	0 3				80 N	San Francisco	0 3	119 N	Cal St. Northridge	0 3
									149 A	UNLV	2 3
									151 A	Sacramento St.	3 1
									161 A	Utah St.	1 3
									175 H	Long Island	3 0
									181 A	San Jose St.	3 2
									181 H	San Jose St.	3 1
									247 N	Marist	3 0
									249 A	Nevada	3 2
									249 H	Nevada	3 1
									275 A	Louisiana Tech	3 0
									275 H	Louisiana Tech	3 0
									281 A	CSU Bakersfield	3 0
									281 H	CSU Bakersfield	3 1
									282 A	Seattle	3 0
<hr/>											
LAST 10 GAMES											

Non-Div. I Games:

Fresno St.

Average RPI Win:	217	WON-LOST RECORD	WINNING PCT. RANK	LAST 10 GAMES	STRENGTH OF SCHEDULE	OPP. STRENGTH OF SCHEDULE	TEAM RPI	ADJ RPI	CONF. RPI	ADJ CONF. RPI					
Average RPI Loss:	94														
DIV. I ONLY		14- 15	.48276	170	7- 3	151	137	163	.49544	155	15	15			
DIV. I NON-CONF.		7- 9	.4375	202	2- 0	144	96	174	.49441	162	15	15			
<hr/>															
TOTALS	RPI 1-25	RPI 26-50		W-L RECORDS		RPI 51-100		RPI 101-150		RPI 150+					
14- 15	0- 1	0- 3		OVERALL		1- 6		1- 3		12- 2					
7- 3	0- 0	0- 0		HOME		0- 2		1- 1		6- 0					
5- 8	0- 1	0- 1		AWAY		0- 2		0- 2		5- 2					
2- 4	0- 0	0- 2		NEUTRAL		1- 2		0- 0		1- 0					
<hr/>															
7- 9	0- 1	0- 3		NON-CONFERENCE		1- 2		0- 3		6- 0					
3- 1	0- 0	0- 0		HOME		0- 0		0- 1		3- 0					
2- 4	0- 1	0- 1		AWAY		0- 0		0- 2		2- 0					
2- 4	0- 0	0- 2		NEUTRAL		1- 2		0- 0		1- 0					
<hr/>															
7- 6	0- 0	0- 0		CONFERENCE		0- 4		1- 0		6- 2					
4- 2	0- 0	0- 0		HOME		0- 2		1- 0		3- 0					
3- 4	0- 0	0- 0		AWAY		0- 2		0- 0		3- 2					
0- 0	0- 0	0- 0		NEUTRAL		0- 0		0- 0		0- 0					
<hr/>															
RPI S	Opponent	Score		RPI S	Opponent	Score		RPI S	Opponent	Score					
6 A	Purdue	0 3		34 N	Ball St.	1 3		68 A	Northeastern	2 3					
				35 A	Michigan St.	1 3		70 N	Xavier	0 3					
				42 N	Baylor	0 3		78 N	Col. of Charleston	3 1					
								79 H	Delaware	1 3					
								95 N	Sacred Heart	2 3					
								100 A	James Madison	1 3					
								100 H	James Madison	0 3					
									George Washington	1 3					
									Georgetown	0 3					
									Towson	3 1					
									Maryland	0 3					
									Liberty	3 0					
									Wake Forest	3 2					
									Hofstra	3 0					
									Georgia St.	0 3					
									Georgia St.	3 1					
									George Mason	1 3					
									George Mason	3 2					
									UNC Wilmington	3 1					
									UNC Wilmington	3 1					
									William & Mary	3 0					
									Cornell	3 1					
									Quinnipiac	3 0					
									Howard	3 0					
									N.C. A&T	3 0					
<hr/>															
LAST 10 GAMES															
198 H Georgia St.				3		1		217 H George Mason				3		2	
230 H UNC Wilmington				3		1		100 H James Madison				0		3	
183 A Wake Forest				3		2		79 H Delaware				1		3	
68 A Northeastern				2		3		129 H Towson				3		1	
184 A Hofstra				3		0		156 A Liberty				3		0	

Non-Div. I Games:

VCU

Liberty

Liberty

Average RPI Win:		209	WON-LOST RECORD		WINNING PCT. RANK		LAST 10 GAMES		STRENGTH OF SCHEDULE		OPP. STRENGTH OF SCHEDULE		TEAM RPI		ADJ RPI		CONF. RPI		ADJ CONF. RPI	
DIV. I ONLY			16- 15		.51613 160		6- 4		140		167		148		.49394 157		16		16	
DIV. I NON-CONF.			9- 7		.5625 144		0- 1		106		161		126		.53326 122		16		16	
TOTALS		RPI 1-25		RPI 26-50		W-L RECORDS		RPI 51-100		RPI 101-150		RPI 150+								
16- 15		0- 3		0- 2		OVERALL		0- 3		3- 3		13- 4								
9- 7		0- 2		0- 0		HOME		0- 3		2- 1		7- 1								
4- 7		0- 1		0- 2		AWAY		0- 0		0- 1		4- 3								
3- 1		0- 0		0- 0		NEUTRAL		0- 0		1- 1		2- 0								
9- 7		0- 2		0- 1		NON-CONFERENCE		0- 2		2- 2		7- 0								
4- 5		0- 2		0- 0		HOME		0- 2		1- 1		3- 0								
2- 1		0- 0		0- 1		AWAY		0- 0		0- 0		2- 0								
3- 1		0- 0		0- 0		NEUTRAL		0- 0		1- 1		2- 0								
7- 8		0- 1		0- 1		CONFERENCE		0- 1		1- 1		6- 4								
5- 2		0- 0		0- 0		HOME		0- 1		1- 0		4- 1								
2- 6		0- 1		0- 1		AWAY		0- 0		0- 1		2- 3								
0- 0		0- 0		0- 0		NEUTRAL		0- 0		0- 0		0- 0								
RPI	S	Opponent		Score		RPI	S	Opponent		Score		RPI	S	Opponent		Score				
18	H	Cincinnati		0	3	42	A	Baylor		0	3	87	H	Texas Tech		1	3			
23	H	Oklahoma		0	3	49	A	Middle Tenn.		0	3	89	H	FIU		1	3			
25	A	Western Ky.		0	3							90	H	Texas St.		0	3			
														111 A Arkansas St.		0	3			
														111 H Arkansas St.		3	0			
														115 N Houston Baptist		1	3			
														129 N Towson		3	1			
														135 H Sam Houston St.		1	3			
														148 H Stephen F. Austin		3	0			
														152 H Denver		3	1			
														167 A Troy		3	1			
														172 H Kennesaw St.		3	0			
														201 H Texas-Arlington		3	0			
														205 A A&M-Corpus Christi		3	2			
														222 A South Ala.		3	0			
														223 A UALR		0	3			
														223 H UALR		3	0			
														231 A La.-Lafayette		1	3			
														231 H La.-Lafayette		2	3			
														237 H Jackson St.		3	0			
														238 A Lamar		3	1			
														244 A La.-Monroe		2	3			
														244 H La.-Monroe		3	2			
														283 H Fla. Atlantic		3	2			
														287 N Tex.-Pan American		3	0			
														321 N Texas Southern		3	0			
				LAST 10 GAMES																
				223	H	UALR	3	0				222	A	South Ala.	3	0				
				111	H	Arkansas St.	3	0				231	H	La.-Lafayette	2	3				
				25	A	Western Ky.	0	3				244	H	La.-Monroe	3	2				
				49	A	Middle Tenn.	0	3				42	A	Baylor	0	3				
				167	A	Troy	3	1				152	H	Denver	3	1				

Non-Div. I Games:

North Texas

Average RPI Win:		210	WON-LOST RECORD		WINNING PCT. RANK		LAST 10 GAMES		STRENGTH OF SCHEDULE		OPP. STRENGTH OF SCHEDULE		TEAM RPI		ADJ RPI		CONF. RPI		ADJ CONF. RPI	
Average RPI Loss:		93	15- 13		.53571 149		5- 5		183		143		161		.49348 158		10		10	
DIV. I ONLY			10- 6		.625 105		1- 1		276		203		183		.47564 185		12		12	
DIV. I NON-CONF.																				
TOTALS		RPI 1-25		RPI 26-50		W-L RECORDS		RPI 51-100		RPI 101-150		RPI 150+								
15- 13		0- 1		0- 3		OVERALL		2- 6		2- 1		11- 2								
4- 4		0- 0		0- 1		HOME		1- 2		1- 0		2- 1								
6- 7		0- 1		0- 1		AWAY		1- 3		1- 1		4- 1								
5- 2		0- 0		0- 1		NEUTRAL		0- 1		0- 0		5- 0								
10- 6		0- 1		0- 1		NON-CONFERENCE		0- 1		1- 1		9- 2								
2- 1		0- 0		0- 0		HOME		0- 0		1- 0		1- 1								
3- 3		0- 1		0- 0		AWAY		0- 0		0- 1		3- 1								
5- 2		0- 0		0- 1		NEUTRAL		0- 1		0- 0		5- 0								
5- 7		0- 0		0- 2		CONFERENCE		2- 5		1- 0		2- 0								
2- 3		0- 0		0- 1		HOME		1- 2		0- 0		1- 0								
3- 4		0- 0		0- 1		AWAY		1- 3		1- 0		1- 0								
0- 0		0- 0		0- 0		NEUTRAL		0- 0		0- 0		0- 0								
RPI	S	Opponent		Score		RPI	S	Opponent		Score		RPI	S	Opponent		Score				
23	A	Oklahoma		2	3	31	A	Colorado St.		0	3	57	A	TCU		0	3			
						31	H	Colorado St.		0	3	57	H	TCU		2	3			
						33	N	Washington		0	3	84	N	Pacific		2	3			
												92	A	San Diego St.		0	3			
												93	A	Wyoming		3	2			
												93	H	Wyoming		3	1			
												99	A	New Mexico		0	3			
												99	H	New Mexico		1	3			

Non-Div. I Games:

Boise St.

Average RPI Win:	176	WON-LOST RECORD	WINNING PCT. RANK	LAST 10 GAMES	STRENGTH OF SCHEDULE	OPP. STRENGTH OF SCHEDULE	TEAM RPI	ADJ RPI	CONF. RPI	ADJ CONF. RPI	
DIV. I ONLY		5- 20	.2 299	0- 10	16	55	170	.49219	159	3	3
DIV. I NON-CONF.		5- 3	.625 105	0- 0	110	215	106	.53736	114	3	3
<hr/>											
TOTALS	RPI 1-25	RPI 26-50		W-L RECORDS	RPI 51-100		RPI 101-150		RPI 150+		
5- 20	0- 6	0- 6		OVERALL	1- 2		2- 5		2- 1		
2- 9	0- 3	0- 3		HOME	1- 0		1- 3		0- 0		
1- 8	0- 3	0- 3		AWAY	0- 0		0- 2		1- 0		
2- 3	0- 0	0- 0		NEUTRAL	0- 2		1- 0		1- 1		
5- 3	0- 0	0- 0		NON-CONFERENCE	1- 2		2- 0		2- 1		
2- 0	0- 0	0- 0		HOME	1- 0		1- 0		0- 0		
1- 0	0- 0	0- 0		AWAY	0- 0		0- 0		1- 0		
2- 3	0- 0	0- 0		NEUTRAL	0- 2		1- 0		1- 1		
0- 17	0- 6	0- 6		CONFERENCE	0- 0		0- 5		0- 0		
0- 9	0- 3	0- 3		HOME	0- 0		0- 3		0- 0		
0- 8	0- 3	0- 3		AWAY	0- 0		0- 2		0- 0		
0- 0	0- 0	0- 0		NEUTRAL	0- 0		0- 0		0- 0		
<hr/>											
RPI S	Opponent	Score	RPI S	Opponent	Score	RPI S	Opponent	Score	RPI S	Opponent	Score
7 A	UCLA	1 <div>3</div>	32 A	California	0 <div>3</div>	88 H	Albany (NY)	3 1	109 H	Utah	0 <div>3</div>
7 H	UCLA	0 <div>3</div>	32 H	California	1 <div>3</div>	88 N	Albany (NY)	0 <div>3</div>	117 A	Washington St.	0 <div>3</div>
11 A	Southern California	0 <div>3</div>	33 A	Washington	0 <div>3</div>	91 N	UC Davis	1 <div>3</div>	131 H	Arizona St.	0 <div>3</div>
11 H	Southern California	0 <div>3</div>	39 A	Oregon	0 <div>3</div>				134 A	Oregon St.	2 <div>3</div>
12 A	Stanford	0 <div>3</div>	39 H	Oregon	0 <div>3</div>				134 H	Oregon St.	0 <div>3</div>
12 H	Stanford	1 <div>3</div>	43 H	Arizona	0 <div>3</div>				144 H	Northern Colo.	3 2
									149 N	UNLV	3 1
									229 N	St. John's (NY)	3 2
									253 N	Siena	2 <div>3</div>
									268 A	Fordham	3 0
<hr/>											
LAST 10 GAMES											
32 H California			1 <div>3</div>	7 A UCLA			1 <div>3</div>				
12 H Stanford			1 <div>3</div>	131 H Arizona St.			0 <div>3</div>				
39 A Oregon			0 <div>3</div>	43 H Arizona			0 <div>3</div>				
134 A Oregon St.			2 <div>3</div>	117 A Washington St.			0 <div>3</div>				
11 A Southern California			0 <div>3</div>	33 A Washington			0 <div>3</div>				

Non-Div. I Games:

Colorado

Average RPI Win: 202		WON-LOST	WINNING		LAST 10	STRENGTH OF		OPP. STRENGTH	TEAM	ADJ	CONF.	ADJ CONF.					
Average RPI Loss: 197		RECORD	PCT. RANK		GAMES	SCHEDULE		OF SCHEDULE	RPI	RPI	RPI	RPI					
DIV. I ONLY		15- 7	.68182	73	3- 7	247		228	144	.49195	160	21	21				
DIV. I NON-CONF.		9- 0	1	1	0- 0	171		236	35	.61044	39	18	19				
TOTALS		RPI 1-25		RPI 26-50		W-L RECORDS		RPI 51-100		RPI 101-150		RPI 150+					
15- 7	0- 0			0- 0	OVERALL		2- 0		2- 1		11- 6						
6- 4	0- 0			0- 0	HOME		1- 0		0- 0		5- 4						
5- 3	0- 0			0- 0	AWAY		0- 0		1- 1		4- 2						
4- 0	0- 0			0- 0	NEUTRAL		1- 0		1- 0		2- 0						
9- 0	0- 0			0- 0	NON-CONFERENCE		2- 0		2- 0		5- 0						
3- 0	0- 0			0- 0	HOME		1- 0		0- 0		2- 0						
2- 0	0- 0			0- 0	AWAY		0- 0		1- 0		1- 0						
4- 0	0- 0			0- 0	NEUTRAL		1- 0		1- 0		2- 0						
6- 7	0- 0			0- 0	CONFERENCE		0- 0		0- 1		6- 6						
3- 4	0- 0			0- 0	HOME		0- 0		0- 0		3- 4						
3- 3	0- 0			0- 0	AWAY		0- 0		0- 1		3- 2						
0- 0	0- 0			0- 0	NEUTRAL		0- 0		0- 0		0- 0						
RPI	S	Opponent	Score	RPI	S	Opponent	Score	RPI	S	Opponent	Score	RPI	S	Opponent	Score		
								96	N	Illinois St.	3	2					
								99	H	New Mexico	3	2					
													124	A	Utah Valley	3	1
													124	N	Utah Valley	3	2
													144	A	Northern Colo.	0	3
													151	A	Sacramento St.	3	2
													151	H	Sacramento St.	3	2
													174	H	Idaho St.	1	3
													181	H	San Jose St.	3	0
													194	A	Portland St.	1	3
													194	H	Portland St.	1	3
													197	A	Eastern Wash.	3	2
													197	H	Eastern Wash.	2	3
													208	A	Montana	1	3
													208	H	Montana	3	1
													246	A	Air Force	3	0
													271	H	Weber St.	0	3
													278	H	Hampton	3	0
													281	N	CSU Bakersfield	3	0
													291	N	S.C. Upstate	3	1
													301	A	Montana St.	3	1
													301	H	Montana St.	3	0
LAST 10 GAMES																	

Non-Div. I Games:

Northern Ariz.

Average RPI Win:	183	WON-LOST	WINNING	LAST 10		STRENGTH OF	OPP. STRENGTH	TEAM	ADJ	CONF.	ADJ CONF.			
Average RPI Loss:	105	RECORD	PCT. RANK	GAMES		SCHEDULE	OF SCHEDULE	RPI	RPI	RPI	RPI			
DIV. I ONLY		11- 15	.42308	205	4- 6	104	115	167	.49152	161	13	13		
DIV. I NON-CONF.		5- 9	.35714	239	0- 1	139	94	195	.46882	195	13	13		
<hr/>														
TOTALS		RPI 1-25	RPI 26-50		W-L RECORDS		RPI 51-100		RPI 101-150		RPI 150+			
11- 15		0- 2	0- 2		OVERALL		2- 2		1- 6		8- 3			
7- 4		0- 1	0- 1		HOME		2- 0		1- 1		4- 1			
3- 8		0- 1	0- 1		AWAY		0- 1		0- 3		3- 2			
1- 3		0- 0	0- 0		NEUTRAL		0- 1		0- 2		1- 0			
5- 9		0- 0	0- 2		NON-CONFERENCE		1- 1		1- 4		3- 2			
2- 2		0- 0	0- 1		HOME		1- 0		1- 0		0- 1			
2- 4		0- 0	0- 1		AWAY		0- 0		0- 2		2- 1			
1- 3		0- 0	0- 0		NEUTRAL		0- 1		0- 2		1- 0			
6- 6		0- 2	0- 0		CONFERENCE		1- 1		0- 2		5- 1			
5- 2		0- 1	0- 0		HOME		1- 0		0- 1		4- 0			
1- 4		0- 1	0- 0		AWAY		0- 1		0- 1		1- 1			
0- 0		0- 0	0- 0		NEUTRAL		0- 0		0- 0		0- 0			
RPI	S	Opponent	Score		RPI	S	Opponent	Score		RPI	S	Opponent	Score	
8	A	Hawaii	0	3	47	H	BYU	0	3	66	A	New Mexico St.	0	3
8	H	Hawaii	1	3	50	A	Long Beach St.	0	3	66	H	New Mexico St.	3	2
										84	N	Pacific	0	3
										90	H	Texas St.	3	2
	</													

Non-Div. I Games:

Utah St.

Average RPI Win:	190	WON-LOST	WINNING	LAST 10	STRENGTH OF	OPP. STRENGTH	TEAM	ADJ	CONF.	ADJ CONF.	
Average RPI Loss:	66	RECORD	PCT. RANK	GAMES	SCHEDULE	OF SCHEDULE	RPI	RPI	RPI	RPI	
DIV. I ONLY	8- 17	.32	257	2- 8	64	58	168	.4913	162	5	5
DIV. I NON-CONF.	6- 4	.6	119	0- 0	114	121	105	.54017	109	5	5
<hr/>											
TOTALS	RPI 1-25	RPI 26-50		W-L RECORDS	RPI 51-100		RPI 101-150		RPI 150+		
8- 17	0- 4	0- 6		OVERALL	1- 3		1- 1		6- 3		
5- 7	0- 2	0- 3		HOME	0- 2		0- 0		5- 0		
2- 8	0- 2	0- 2		AWAY	1- 1		1- 1		0- 2		
1- 2	0- 0	0- 1		NEUTRAL	0- 0		0- 0		1- 1		
<hr/>											
6- 4	0- 0	0- 3		NON-CONFERENCE	1- 0		0- 0		5- 1		
4- 2	0- 0	0- 2		HOME	0- 0		0- 0		4- 0		
1- 0	0- 0	0- 0		AWAY	1- 0		0- 0		0- 0		
1- 2	0- 0	0- 1		NEUTRAL	0- 0		0- 0		1- 1		
<hr/>											
2- 13	0- 4	0- 3		CONFERENCE	0- 3		1- 1		1- 2		
1- 5	0- 2	0- 1		HOME	0- 2		0- 0		1- 0		
1- 8	0- 2	0- 2		AWAY	0- 1		1- 1		0- 2		
0- 0	0- 0	0- 0		NEUTRAL	0- 0		0- 0		0- 0		
<hr/>											
RPI S	Opponent	Score	RPI S	Opponent	Score	RPI S	Opponent	Score	RPI S	Opponent	Score
10 A	Florida St.	0 3	26 H	Western Mich.	1 3	52 A	Ohio	3 1	118 A	North Carolina St.	3 1
10 H	Florida St.	0 3	30 A	North Carolina	0 3	56 H	Clemson	1 3	136 A	Maryland	2 3
22 A	Miami (FL)	0 3	32 H	California	0 3	65 H	Georgia Tech	1 3	163 A	Boston College	1 3
22 H	Miami (FL)	0 3	37 N	Louisville	1 3	77 A	Virginia Tech	1 3	166 N	Connecticut	1 3
			46 A	Duke	1 3				175 H	Long Island	3 0
			46 H	Duke	2 3				183 A	Wake Forest	2 3
									183 H	Wake Forest	3 1
									186 N	Marshall	3 0
									232 H	Western Caro.	3 0
									280 H	East Carolina	3 0
									291 H	S.C. Upstate	3 0
<hr/>											
			LAST 10 GAMES								
			183 A Wake Forest 2 3			56 H Clemson 1 3					
			46 A Duke 1 3			118 A North Carolina St. 3 1					
			10 A Florida St. 0 3			30 A North Carolina 0 3					
			22 A Miami (FL) 0 3			46 H Duke 2 3					
			65 H Georgia Tech 1 3			183 H Wake Forest 3 1					

Non-Div. I Games:

Virginia

Average RPI Win: 157		WON-LOST	WINNING	LAST 10	STRENGTH OF		OPP. STRENGTH	TEAM	ADJ	CONF.	ADJ CONF.
Average RPI Loss: 71		RECORD	PCT. RANK	GAMES	SCHEDULE		OF SCHEDULE	RPI	RPI	RPI	RPI
DIV. I ONLY		7- 19	.26923	283	1- 9		56	59	176	.49062	163
DIV. I NON-CONF.		4- 7	.36364	235	0- 0		68	83	154	.50193	153
TOTALS		RPI 1-25	RPI 26-50		W-L RECORDS		RPI 51-100		RPI 101-150		RPI 150+
7- 19	0- 3	0- 3		OVERALL		1- 8		2- 4		4- 1	
2- 7	0- 2	0- 1		HOME		1- 2		0- 2		1- 0	
2- 8	0- 1	0- 2		AWAY		0- 4		0- 1		2- 0	
3- 4	0- 0	0- 0		NEUTRAL		0- 2		2- 1		1- 1	
4- 7	0- 1	0- 0		NON-CONFERENCE		0- 4		2- 1		2- 1	
0- 0	0- 0	0- 0		HOME		0- 0		0- 0		0- 0	
1- 3	0- 1	0- 0		AWAY		0- 2		0- 0		1- 0	
3- 4	0- 0	0- 0		NEUTRAL		0- 2		2- 1		1- 1	
3- 12	0- 2	0- 3		CONFERENCE		1- 4		0- 3		2- 0	
2- 7	0- 2	0- 1		HOME		1- 2		0- 2		1- 0	
1- 5	0- 0	0- 2		AWAY		0- 2		0- 1		1- 0	
0- 0	0- 0	0- 0		NEUTRAL		0- 0		0- 0		0- 0	
RPI S	Opponent	Score		RPI S	Opponent	Score		RPI S	Opponent	Score	
10 H	Florida St.	0	3	30 A	North Carolina	0	3	51 N	Wisconsin	0	3
17 A	Florida	0	3	30 H	North Carolina	0	3	56 A	Clemson	1	3
22 H	Miami (FL)	1	3	46 A	Duke	0	3	56 H	Clemson	1	3
								57 N	TCU	0	3
								65 A	Georgia Tech	0	3
								65 H	Georgia Tech	1	3
								76 A	Yale	1	3
								77 H	Virginia Tech	3	0
								97 A	Seton Hall	2	3
LAST 10 GAMES											
56 H	Clemson	1	3	22 H	Miami (FL)	1	3				
65 H	Georgia Tech	1	3	183 A	Wake Forest	3	0				
118 A	North Carolina St.	1	3	46 A	Duke	0	3				
30 A	North Carolina	0	3	65 A	Georgia Tech	0	3				
10 H	Florida St.	0	3	56 A	Clemson	1	3				

Non-Div. I Games:

Boston College

Average RPI Win:	258	WON-LOST	WINNING	LAST 10	STRENGTH OF	OPP. STRENGTH	TEAM	ADJ	CONF.	ADJ CONF.					
Average RPI Loss:	161	RECORD	PCT. RANK	GAMES	SCHEDULE	OF SCHEDULE	RPI	RPI	RPI	RPI					
DIV. I ONLY	21- 8	.72414	47	9- 1	287	270	160	.48944	164	30	30				
DIV. I NON-CONF.	6- 7	.46154	189	0- 0	292	153	247	.42777	238	31	30				
<hr/>															
TOTALS	RPI 1-25	RPI 26-50		W-L RECORDS		RPI 51-100		RPI 101-150		RPI 150+					
21- 8	0- 0	0- 0		OVERALL		0- 0		1- 5		20- 3					
9- 1	0- 0	0- 0		HOME		0- 0		1- 0		8- 1					
9- 3	0- 0	0- 0		AWAY		0- 0		0- 2		9- 1					
3- 4	0- 0	0- 0		NEUTRAL		0- 0		0- 3		3- 1					
<hr/>															
6- 7	0- 0	0- 0		NON-CONFERENCE		0- 0		1- 5		5- 2					
1- 0	0- 0	0- 0		HOME		0- 0		1- 0		0- 0					
2- 3	0- 0	0- 0		AWAY		0- 0		0- 2		2- 1					
3- 4	0- 0	0- 0		NEUTRAL		0- 0		0- 3		3- 1					
<hr/>															
15- 1	0- 0	0- 0		CONFERENCE		0- 0		0- 0		15- 1					
8- 1	0- 0	0- 0		HOME		0- 0		0- 0		8- 1					
7- 0	0- 0	0- 0		AWAY		0- 0		0- 0		7- 0					
0- 0	0- 0	0- 0		NEUTRAL		0- 0		0- 0		0- 0					
<hr/>															
RPI S	Opponent	Score	RPI S	Opponent	Score	RPI S	Opponent	Score	RPI S	Opponent	Score				
									107 N	UTEP	0	3			
									113 N	American	1	3			
									114 H	Syracuse	3	2			
									133 A	Toledo	0	3			
									138 N	Oakland	2	3			
									140 A	Indiana	0	3			
									193 A	Fairfield	3	0			
									193 H	Fairfield	3	1			
									200 N	Gonzaga	0	3			
									203 A	Buffalo	1	3			
									234 A	Manhattan	3	2			
									234 H	Manhattan	3	0			
									243 A	Binghamton	3	0			
									247 A	Marist	3	2			
									247 H	Marist	3	0			
									253 A	Siena	3	1			
									253 H	Siena	0	3			
									255 N	Wright St.	3	0			
									260 A	Cornell	3	0			
									266 A	Canisius	3	0			
									266 H	Canisius	3	1			
									LAST 10 GAMES			273 A	Iona	3	0
												247 H	Marist	3	0
												253 H	Siena	0	3
												234 A	Manhattan	3	2
												325 A	Saint Peter's	3	0
273 H	Iona	3	2												
			193 H	Fairfield	3	1									
			266 A	Canisius	3	0									
			322 H	Rider	3	0									
			289 H	Loyola Maryland	3	0									
			253 A	Siena	3	1									
			273 H	Iona	3	2									
			289 H	Loyola Maryland	3	0									
			290 N	Eastern Ill.	3	1									
			315 N	Delaware St.	3	0									
			322 H	Rider	3	0									
						273 H	Iona	3	2						
						289 H	Loyola Maryland	3	0						
290 N	Eastern Ill.	3				1									
315 N	Delaware St.	3				0									
322 H	Rider	3				0									
273 H	Iona	3				2									

Non-Div. I Games:

Niagara

RPI	S	Opponent	Score	
325	A	Saint Peter's	3	0
325	H	Saint Peter's	3	0

Niagara

N
i
a
g
a
r
a

N
i
a
g
a
r
a

Average RPI Win:	230	WON-LOST RECORD	WINNING PCT. RANK	LAST 10 GAMES	STRENGTH OF SCHEDULE	OPP. STRENGTH OF SCHEDULE	TEAM RPI	ADJ RPI	CONF. RPI	ADJ CONF. RPI		
DIV. I ONLY		16- 8	.66667	87	7- 3	250	242	152	.48913	165	19	19
DIV. I NON-CONF.		7- 5	.58333	131	0- 0	302	271	224	.43487	228	21	21
<hr/>												
TOTALS		RPI 1-25	RPI 26-50		W-L RECORDS		RPI 51-100		RPI 101-150		RPI 150+	
16- 8		0- 0	0- 0		OVERALL		1- 2		0- 1		15- 5	
5- 1		0- 0	0- 0		HOME		1- 1		0- 0		4- 0	
6- 5		0- 0	0- 0		AWAY		0- 1		0- 1		6- 3	
5- 2		0- 0	0- 0		NEUTRAL		0- 0		0- 0		5- 2	
7- 5		0- 0	0- 0		NON-CONFERENCE		0- 1		0- 0		7- 4	
0- 1		0- 0	0- 0		HOME		0- 1		0- 0		0- 0	
2- 2		0- 0	0- 0		AWAY		0- 0		0- 0		2- 2	
5- 2		0- 0	0- 0		NEUTRAL		0- 0		0- 0		5- 2	
9- 3		0- 0	0- 0		CONFERENCE		1- 1		0- 1		8- 1	
5- 0		0- 0	0- 0		HOME		1- 0		0- 0		4- 0	
4- 3		0- 0	0- 0		AWAY		0- 1		0- 1		4- 1	
0- 0		0- 0	0- 0		NEUTRAL		0- 0		0- 0		0- 0	
RPI	S	Opponent	Score	RPI	S	Opponent	Score	RPI	S	Opponent	Score	
						76 A Yale	1 3			143 A Columbia	0 3	
						76 H Yale	3 1			177 A Dartmouth	1 3	
						97 H Seton Hall	0 3			177 H Dartmouth	3 2	
										184 A Hofstra	1 3	
										190 A Lehigh	1 3	
										193 N Fairfield	3 0	
										199 A Harvard	3 1	
										199 H Harvard	3 2	
										224 A Penn	3 0	
										224 H Penn	3 2	
										225 N NJIT	3 1	
										229 A St. John's (NY)	3 2	
										243 N Binghamton	1 3	
										248 A Rutgers	3 1	
										260 A Cornell	3 1	
										265 A Brown	3 1	
										265 H Brown	3 0	
										269 N Hartford	3 2	
										307 N Howard	1 3	
										310 N La Salle	3 0	
										323 N St. Francis (NY)	3 1	
<hr/>												
LAST 10 GAMES												
						76 A Yale	1 3			265 H Brown	3 0	
						265 A Brown	3 1			76 H Yale	3 1	
						199 A Harvard	3 1			260 A Cornell	3 1	
						177 A Dartmouth	1 3			143 A Columbia	0 3	
						224 A Penn	3 0			177 H Dartmouth	3 2	

Non-Div. I Games:

Princeton

Average RPI Win:	233	WON-LOST RECORD	WINNING PCT. RANK	LAST 10 GAMES	STRENGTH OF SCHEDULE	OPP. STRENGTH OF SCHEDULE	TEAM RPI	ADJ RPI	CONF. RPI	ADJ CONF. RPI	
Average RPI Loss:	96	14- 13	.51852 155	6- 4	199	144	173	.48815 166	11	12	
DIV. I ONLY		10- 5	.66667 81	2- 0	253	218	158	.49634 159	11	11	
DIV. I NON-CONF.											
<hr/>											
TOTALS	RPI 1-25	RPI 26-50		W-L RECORDS		RPI 51-100		RPI 101-150		RPI 150+	
14- 13	0- 1	0- 2		OVERALL		1- 4		0- 5		13- 1	
9- 4	0- 0	0- 1		HOME		1- 1		0- 2		8- 0	
1- 7	0- 1	0- 1		AWAY		0- 2		0- 3		1- 0	
4- 2	0- 0	0- 0		NEUTRAL		0- 1		0- 0		4- 1	
10- 5	0- 0	0- 0		NON-CONFERENCE		0- 4		0- 0		10- 1	
5- 1	0- 0	0- 0		HOME		0- 1		0- 0		5- 0	
1- 2	0- 0	0- 0		AWAY		0- 2		0- 0		1- 0	
4- 2	0- 0	0- 0		NEUTRAL		0- 1		0- 0		4- 1	
4- 8	0- 1	0- 2		CONFERENCE		1- 0		0- 5		3- 0	
4- 3	0- 0	0- 1		HOME		1- 0		0- 2		3- 0	
0- 5	0- 1	0- 1		AWAY		0- 0		0- 3		0- 0	
0- 0	0- 0	0- 0		NEUTRAL		0- 0		0- 0		0- 0	
<hr/>											
RPI S	Opponent	Score	RPI S	Opponent	Score	RPI S	Opponent	Score	RPI S	Opponent	Score
18 A	Cincinnati	0 3	37 A	Louisville	0 3	55 H	Notre Dame	3 2	101 A	Villanova	1 3
			40 H	Marquette	1 3	57 A	TCU	0 3	114 H	Syracuse	0 3
						77 A	Virginia Tech	1 3	125 A	Georgetown	2 3
						87 N	Texas Tech	0 3	137 H	Pittsburgh	1 3
						95 H	Sacred Heart	1 3	150 A	South Fla.	2 3
									162 N	Virginia	3 1
									168 H	West Virginia	3 1
									193 N	Fairfield	3 1
									210 N	Indiana St.	0 3
									229 H	St. John's (NY)	3 1
									240 A	New Hampshire	3 0
									243 H	Binghamton	3 0
									251 H	DePaul	3 1
									268 H	Fordham	3 1
									269 H	Hartford	3 0
									276 N	Chattanooga	3 0
									285 H	Holy Cross	3 0
									307 H	Howard	3 0
									313 N	Grambling	3 0
<hr/>											
			LAST 10 GAMES								
			137 H Pittsburgh 1 3			101 A Villanova 1 3					
			168 H West Virginia 3 1			229 H St. John's (NY) 3 1					
			251 H DePaul 3 1			268 H Fordham 3 1					
			55 H Notre Dame 3 2			150 A South Fla. 2 3					
			125 A Georgetown 2 3			269 H Hartford 3 0					

Non-Div. I Games:

Connecticut

Average RPI Win:	238	WON-LOST RECORD	WINNING PCT. RANK	LAST 10 GAMES	STRENGTH OF SCHEDULE	OPP. STRENGTH OF SCHEDULE	TEAM RPI	ADJ RPI	CONF. RPI	ADJ CONF. RPI		
DIV. I ONLY		15- 13	.53571	149	3- 7	158	195	154	.488	167	16	16
DIV. I NON-CONF.		10- 4	.71429	68	0- 0	184	263	123	.52336	128	16	16
<hr/>												
TOTALS	RPI 1-25	RPI 26-50		W-L RECORDS		RPI 51-100		RPI 101-150		RPI 150+		
15- 13	0- 2	0- 2		OVERALL		0- 3		0- 1		15- 5		
6- 4	0- 1	0- 1		HOME		0- 0		0- 0		6- 2		
6- 6	0- 1	0- 1		AWAY		0- 2		0- 1		6- 1		
3- 3	0- 0	0- 0		NEUTRAL		0- 1		0- 0		3- 2		
10- 4	0- 0	0- 0		NON-CONFERENCE		0- 2		0- 0		10- 2		
3- 0	0- 0	0- 0		HOME		0- 0		0- 0		3- 0		
4- 1	0- 0	0- 0		AWAY		0- 1		0- 0		4- 0		
3- 3	0- 0	0- 0		NEUTRAL		0- 1		0- 0		3- 2		
5- 9	0- 2	0- 2		CONFERENCE		0- 1		0- 1		5- 3		
3- 4	0- 1	0- 1		HOME		0- 0		0- 0		3- 2		
2- 5	0- 1	0- 1		AWAY		0- 1		0- 1		2- 1		
0- 0	0- 0	0- 0		NEUTRAL		0- 0		0- 0		0- 0		
RPI S	Opponent	Score	RPI S	Opponent	Score	RPI S	Opponent	Score	RPI S	Opponent	Score	
25 A	Western Ky.	0 3	49 A	Middle Tenn.	0 3	59 N	UAB	0 3	111 A	Arkansas St.	0 3	
25 H	Western Ky.	0 3	49 H	Middle Tenn.	2 3	69 A	Samford	0 3	152 H	Denver	3 1	
						89 A	FIU	1 3	157 H	North Texas	1 3	
									172 A	Kennesaw St.	3 2	
									178 N	Tennessee St.	3 1	
									198 A	Georgia St.	3 2	
									206 N	UNC Asheville	2 3	
									216 N	Eastern Ky.	2 3	
									222 A	South Ala.	3 1	
									222 H	South Ala.	1 3	
									223 A	UALR	0 3	
									226 N	Akron	3 0	
									231 H	La.-Lafayette	3 1	
									242 A	Jacksonville	3 0	
									244 H	La.-Monroe	3 0	
									256 A	Mercer	3 0	
									256 H	Mercer	3 0	
									283 A	Fla. Atlantic	3 2	
									294 H	Alabama A&M	3 2	
									299 N	Norfolk St.	3 0	
									311 H	Alabama St.	3 0	
			LAST 10 GAMES									
			25 H	Western Ky.	0 3		157 H	North Texas	1 3			
			49 H	Middle Tenn.	2 3		152 H	Denver	3 1			
			222 H	South Ala.	1 3		222 A	South Ala.	3 1			
			283 A	Fla. Atlantic	3 2		49 A	Middle Tenn.	0 3			
			89 A	FIU	1 3		25 A	Western Ky.	0 3			

Non-Div. I Games:

Troy

Average RPI Win: 207		WON-LOST	WINNING	LAST 10	STRENGTH OF		OPP. STRENGTH	TEAM	ADJ	CONF.	ADJ CONF.
Average RPI Loss: 82		RECORD	PCT. RANK	GAMES	SCHEDULE		OF SCHEDULE	RPI	RPI	RPI	RPI
DIV. I ONLY		7- 17	.29167	271	4- 6		53	107	177	.48768	168
DIV. I NON-CONF.		2- 9	.18182	290	0- 0		32	104	184	.4824	178
TOTALS		RPI 1-25	RPI 26-50		W-L RECORDS		RPI 51-100		RPI 101-150		RPI 150+
7- 17	0- 2	0- 4		OVERALL		0- 5		2- 4		5- 2	
6- 6	0- 0	0- 2		HOME		0- 2		2- 1		4- 1	
1- 9	0- 2	0- 2		AWAY		0- 2		0- 2		1- 1	
0- 2	0- 0	0- 0		NEUTRAL		0- 1		0- 1		0- 0	
2- 9	0- 1	0- 2		NON-CONFERENCE		0- 3		0- 2		2- 1	
2- 3	0- 0	0- 1		HOME		0- 0		0- 1		2- 1	
0- 4	0- 1	0- 1		AWAY		0- 2		0- 0		0- 0	
0- 2	0- 0	0- 0		NEUTRAL		0- 1		0- 1		0- 0	
5- 8	0- 1	0- 2		CONFERENCE		0- 2		2- 2		3- 1	
4- 3	0- 0	0- 1		HOME		0- 2		2- 0		2- 0	
1- 5	0- 1	0- 1		AWAY		0- 0		0- 2		1- 1	
0- 0	0- 0	0- 0		NEUTRAL		0- 0		0- 0		0- 0	
RPI S	Opponent	Score		RPI S	Opponent	Score		RPI S	Opponent	Score	
13 A	Kentucky	0	3	37 A	Louisville	1	3	54 N	Houston	1	3
18 A	Cincinnati	0	3	40 H	Marquette	0	3	55 H	Notre Dame	0	3
				41 H	Ohio St.	0	3	81 A	UTSA	0	3
				42 A	Baylor	0	3	90 A	Texas St.	0	3
								97 H	Seton Hall	1	3
				LAST 10 GAMES							
				229 A	St. John's (NY)	3	0	37 A	Louisville	1	3
				166 A	Connecticut	1	3	137 H	Pittsburgh	3	2
				40 H	Marquette	0	3	55 H	Notre Dame	0	3
				114 H	Syracuse	3	0	251 H	DePaul	3	0
				18 A	Cincinnati	0	3	125 A	Georgetown	0	3

Non-Div. I Games:

West Virginia

Average RPI Win:		245	WON-LOST RECORD		WINNING PCT. RANK		LAST 10 GAMES		STRENGTH OF SCHEDULE		OPP. STRENGTH OF SCHEDULE		TEAM RPI		ADJ RPI		CONF. RPI		ADJ CONF. RPI	
Average RPI Loss:		79																		
DIV. I ONLY			14- 14		.5 161		2- 8		192		125		174		.48724 169		7 7			
DIV. I NON-CONF.			9- 5		.64286 93		0- 0		209		200		144		.51207 144		9 9		10 10	
TOTALS		RPI 1-25		RPI 26-50		W-L RECORDS		RPI 51-100		RPI 101-150		RPI 150+								
14- 14		0- 2		0- 3		OVERALL		0- 4		0- 4		14- 1								
5- 4		0- 0		0- 0		HOME		0- 2		0- 1		5- 1								
5- 7		0- 1		0- 2		AWAY		0- 1		0- 3		5- 0								
4- 3		0- 1		0- 1		NEUTRAL		0- 1		0- 0		4- 0								
9- 5		0- 1		0- 2		NON-CONFERENCE		0- 1		0- 1		9- 0								
3- 0		0- 0		0- 0		HOME		0- 0		0- 0		3- 0								
2- 2		0- 0		0- 1		AWAY		0- 0		0- 1		2- 0								
4- 3		0- 1		0- 1		NEUTRAL		0- 1		0- 0		4- 0								
5- 9		0- 1		0- 1		CONFERENCE		0- 3		0- 3		5- 1								
2- 4		0- 0		0- 0		HOME		0- 2		0- 1		2- 1								
3- 5		0- 1		0- 1		AWAY		0- 1		0- 2		3- 0								
0- 0		0- 0		0- 0		NEUTRAL		0- 0		0- 0		0- 0								
RPI S	Opponent		Score		RPI S	Opponent		Score		RPI S	Opponent		Score		RPI S	Opponent		Score		
15 N	Penn St.		0	3	27 N	Tulsa		0	3	52 A	Ohio		0	3	106 H	Central Mich.		1	3	
19 A	Northern Ill.		0	3	30 A	North Carolina		0	3	52 H	Ohio		0	3	130 A	Bowling Green		2	3	
					34 A	Ball St.		1	3	67 H	Eastern Mich.		0	3	133 A	Toledo		2	3	
										83 N	Saint Louis		2	3	137 A	Pittsburgh		0	3	
															173 H	Fla. Gulf Coast		3	2	
															203 A	Buffalo		3	2	
															203 H	Buffalo		3	1	
															210 A	Indiana St.		3	2	
															214 A	Kent St.		3	0	
															214 H	Kent St.		2	3	
															226 A	Akron		3	2	
															226 H	Akron		3	0	
															240 N	New Hampshire		3	1	
															255 A	Wright St.		3	1	
															262 H	Radford		3	1	
															290 N	Eastern Ill.		3	1	
															294 H	Alabama A&M		3	0	
															318 N	Chicago St.		3	0	
															320 N	Coppin St.		3	0	
				LAST 10 GAMES																
				203 A	Buffalo		3	2	34 A	Ball St.		1	3							
				226 A	Akron		3	2	106 H	Central Mich.		1	3							
				52 H	Ohio		0	3	67 H	Eastern Mich.		0	3							
				214 H	Kent St.		2	3	19 A	Northern Ill.		0	3							
				133 A	Toledo		2	3	130 A	Bowling Green		2	3							

Non-Div. I Games:

Miami (OH)

Valparaiso

Through Games Of Nov. 6, 2011

Average RPI Win:	233	WON-LOST	WINNING	LAST 10	STRENGTH OF	OPP. STRENGTH	TEAM	ADJ	CONF.	ADJ CONF.	
Average RPI Loss:	108	RECORD	PCT. RANK	GAMES	SCHEDULE	OF SCHEDULE	RPI	RPI	RPI	RPI	
DIV. I ONLY	18- 12	.6	113	5- 5	253	163	171	.48492	170	24	23
DIV. I NON-CONF.	9- 6	.6	119	0- 1	179	61	130	.52295	129	22	20
<hr/>											
TOTALS	RPI 1-25	RPI 26-50		W-L RECORDS		RPI 51-100		RPI 101-150		RPI 150+	
18- 12	0- 0	0- 3		OVERALL		1- 3		0- 3		17- 3	
8- 3	0- 0	0- 1		HOME		0- 0		0- 1		8- 1	
6- 6	0- 0	0- 0		AWAY		0- 2		0- 2		6- 2	
4- 3	0- 0	0- 2		NEUTRAL		1- 1		0- 0		3- 0	
<hr/>											
9- 6	0- 0	0- 3		NON-CONFERENCE		1- 2		0- 1		8- 0	
3- 1	0- 0	0- 1		HOME		0- 0		0- 0		3- 0	
2- 2	0- 0	0- 0		AWAY		0- 1		0- 1		2- 0	
4- 3	0- 0	0- 2		NEUTRAL		1- 1		0- 0		3- 0	
<hr/>											
9- 6	0- 0	0- 0		CONFERENCE		0- 1		0- 2		9- 3	
5- 2	0- 0	0- 0		HOME		0- 0		0- 1		5- 1	
4- 4	0- 0	0- 0		AWAY		0- 1		0- 1		4- 2	
0- 0	0- 0	0- 0		NEUTRAL		0- 0		0- 0		0- 0	
<hr/>											
RPI S	Opponent	Score	RPI S	Opponent	Score	RPI S	Opponent	Score	RPI S	Opponent	Score
			34 H	Ball St.	0 3	55 A	Notre Dame	0 3	122 A	IUPUI	1 3
			41 N	Ohio St.	0 3	62 A	Milwaukee	2 3	128 A	Cleveland St.	1 3
			45 N	Kansas	2 3	85 N	Lipscomb	1 3	128 H	Cleveland St.	2 3
						92 N	San Diego St.	3 0	168 A	West Virginia	3 2
									179 A	Butler	1 3
									179 H	Butler	3 1
									191 H	Evansville	3 1
									195 N	Portland	3 0
									205 H	A&M-Corpus Christi	3 1
									211 A	Green Bay	0 3
									211 H	Green Bay	2 3
									228 N	Robert Morris	3 0
									235 A	Ill.-Chicago	3 0
									235 H	Ill.-Chicago	3 0
									240 N	New Hampshire	3 0
									251 A	DePaul	3 0
									255 A	Wright St.	3 0
									255 H	Wright St.	3 0
									277 H	Murray St.	3 0
									292 A	Loyola Chicago	3 0
									292 H	Loyola Chicago	3 0
									298 A	Youngstown St.	3 0
									298 H	Youngstown St.	3 0
<hr/>											
			LAST 10 GAMES								
			128 A	Cleveland St.	1 3	211 H	Green Bay	2 3	298 A	Youngstown St.	
			298 A	Youngstown St.	3 0	292 H	Loyola Chicago	3 0	298 H	Youngstown St.	
			255 A	Wright St.	3 0	235 A	Ill.-Chicago	3 0			
			179 A	Butler	1 3	298 H	Youngstown St.	3 0			
			122 A	IUPUI	1 3	128 H	Cleveland St.	2 3			

Non-Div. I Games:

Valparaiso

Average RPI Win:	230	WON-LOST RECORD	WINNING PCT. RANK	LAST 10 GAMES	STRENGTH OF SCHEDULE	OPP. STRENGTH OF SCHEDULE	TEAM RPI	ADJ RPI	CONF. RPI	ADJ CONF. RPI	
DIV. I ONLY		11- 14	.44 194	5- 5	135	179	181	.48452	171	17	17
DIV. I NON-CONF.		6- 6	.5 164	0- 0	117	199	150	.5072	150	17	17
<hr/>											
TOTALS	RPI 1-25	RPI 26-50		W-L RECORDS	RPI 51-100		RPI 101-150		RPI 150+		
11- 14	0- 0	0- 3		OVERALL	1- 5		2- 4		8- 2		
6- 5	0- 0	0- 1		HOME	0- 3		2- 0		4- 1		
3- 5	0- 0	0- 1		AWAY	1- 2		0- 2		2- 0		
2- 4	0- 0	0- 1		NEUTRAL	0- 0		0- 2		2- 1		
<hr/>											
6- 6	0- 0	0- 1		NON-CONFERENCE	1- 2		1- 2		4- 1		
3- 1	0- 0	0- 0		HOME	0- 1		1- 0		2- 0		
1- 1	0- 0	0- 0		AWAY	1- 1		0- 0		0- 0		
2- 4	0- 0	0- 1		NEUTRAL	0- 0		0- 2		2- 1		
<hr/>											
5- 8	0- 0	0- 2		CONFERENCE	0- 3		1- 2		4- 1		
3- 4	0- 0	0- 1		HOME	0- 2		1- 0		2- 1		
2- 4	0- 0	0- 1		AWAY	0- 1		0- 2		2- 0		
0- 0	0- 0	0- 0		NEUTRAL	0- 0		0- 0		0- 0		
<hr/>											
RPI S	Opponent	Score	RPI S	Opponent	Score	RPI S	Opponent	Score	RPI S	Opponent	Score
			36 A	Dayton	0 3	70 H	Xavier	0 3	104 A	George Washington	1 3
			36 H	Dayton	0 3	73 H	Furman	0 3	111 N	Arkansas St.	2 3
			46 N	Duke	0 3	83 A	Saint Louis	1 3	118 N	North Carolina St.	0 3
						83 H	Saint Louis	0 3	123 A	Duquesne	2 3
						85 A	Lipscomb	0 3	123 H	Duquesne	3 2
						86 A	Appalachian St.	3 2	147 H	Winthrop	3 2
									172 N	Kennesaw St.	3 2
									202 H	Rhode Island	1 3
									250 H	Campbell	3 1
									259 A	Temple	3 1
									268 H	Fordham	3 1
									295 N	High Point	0 3
									296 H	Morgan St.	3 0
									306 N	Tennessee Tech	3 2
									310 A	La Salle	3 0
									310 H	La Salle	3 0
<hr/>											
LAST 10 GAMES											
			83 H	Saint Louis	0 3	310 A	La Salle	3 0			
			123 H	Duquesne	3 2	268 H	Fordham	3 1			
			310 H	La Salle	3 0	202 H	Rhode Island	1 3			
			36 A	Dayton	0 3	36 H	Dayton	0 3			
			259 A	Temple	3 1	70 H	Xavier	0 3			

Non-Div. I Games:

Charlotte

Average RPI Win: 235		WON-LOST	WINNING	LAST 10	STRENGTH OF		OPP. STRENGTH	TEAM	ADJ	CONF.	ADJ CONF.
Average RPI Loss: 126		RECORD	PCT. RANK	GAMES	SCHEDULE		OF SCHEDULE	RPI	RPI	RPI	RPI
DIV. I ONLY		12- 15	.44444	190	7- 3		111	215	172	.48271	172
DIV. I NON-CONF.		5- 10	.33333	243	0- 0		99	169	191	.47	193
TOTALS		RPI 1-25	RPI 26-50		W-L RECORDS		RPI 51-100		RPI 101-150		RPI 150+
12- 15	0- 0	0- 0		OVERALL		0- 6		1- 4		11- 5	
6- 7	0- 0	0- 0		HOME		0- 3		1- 1		5- 3	
4- 5	0- 0	0- 0		AWAY		0- 2		0- 2		4- 1	
2- 3	0- 0	0- 0		NEUTRAL		0- 1		0- 1		2- 1	
5- 10	0- 0	0- 0		NON-CONFERENCE		0- 4		1- 2		4- 4	
3- 4	0- 0	0- 0		HOME		0- 2		1- 0		2- 2	
0- 3	0- 0	0- 0		AWAY		0- 1		0- 1		0- 1	
2- 3	0- 0	0- 0		NEUTRAL		0- 1		0- 1		2- 1	
7- 5	0- 0	0- 0		CONFERENCE		0- 2		0- 2		7- 1	
3- 3	0- 0	0- 0		HOME		0- 1		0- 1		3- 1	
4- 2	0- 0	0- 0		AWAY		0- 1		0- 1		4- 0	
0- 0	0- 0	0- 0		NEUTRAL		0- 0		0- 0		0- 0	
RPI S	Opponent	Score	RPI S	Opponent	Score	RPI S	Opponent	Score	RPI S	Opponent	Score
						59 H	UAB	0 3	108 A	Georgia	0 3
						71 H	Oral Roberts	0 3	118 N	North Carolina St.	0 3
						85 A	Lipscomb	0 3	142 A	Belmont	0 3
						85 H	Lipscomb	0 3	142 H	Belmont	1 3
						86 A	Appalachian St.	0 3	147 H	Winthrop	3 2
						90 N	Texas St.	0 3	157 A	North Texas	0 3
									167 H	Troy	2 3
									171 N	Charlotte	2 3
									173 H	Fla. Gulf Coast	3 0
									198 H	Georgia St.	2 3
									207 A	East Tenn. St.	3 0
									207 H	East Tenn. St.	2 3
									215 A	North Florida	3 1
									216 H	Eastern Ky.	3 2
									237 N	Jackson St.	3 0
									239 N	William & Mary	3 1
									242 A	Jacksonville	3 1
									276 H	Chattanooga	3 1
									288 H	Stetson	3 0
									291 A	S.C. Upstate	3 1
									291 H	S.C. Upstate	3 1
LAST 10 GAMES											
						142 A	Belmont	0 3	291 A	S.C. Upstate	3 1
						85 A	Lipscomb	0 3	173 H	Fla. Gulf Coast	3 0
						291 H	S.C. Upstate	3 1	288 H	Stetson	3 0
						207 H	East Tenn. St.	2 3	242 A	Jacksonville	3 1
						207 A	East Tenn. St.	3 0	215 A	North Florida	3 1

Non-Div. I Games:

Kennesaw St.

Average RPI Win: 239		WON-LOST	WINNING	LAST 10	STRENGTH OF		OPP. STRENGTH	TEAM	ADJ	CONF.	ADJ CONF.
Average RPI Loss: 134		RECORD	PCT. RANK	GAMES	SCHEDULE		OF SCHEDULE	RPI	RPI	RPI	RPI
DIV. I ONLY		15- 11	.57692	120	6- 4		207	204	164	.48263	173
DIV. I NON-CONF.		7- 8	.46667	185	2- 1		177	158	182	.47316	189
TOTALS		RPI 1-25	RPI 26-50		W-L RECORDS		RPI 51-100		RPI 101-150		RPI 150+
15- 11	0- 2	0- 0		OVERALL		0- 3		2- 1		13- 5	
7- 4	0- 1	0- 0		HOME		0- 2		1- 1		6- 0	
4- 5	0- 1	0- 0		AWAY		0- 1		1- 0		3- 3	
4- 2	0- 0	0- 0		NEUTRAL		0- 0		0- 0		4- 2	
7- 8	0- 2	0- 0		NON-CONFERENCE		0- 2		1- 1		6- 3	
1- 4	0- 1	0- 0		HOME		0- 2		1- 1		0- 0	
2- 2	0- 1	0- 0		AWAY		0- 0		0- 0		2- 1	
4- 2	0- 0	0- 0		NEUTRAL		0- 0		0- 0		4- 2	
8- 3	0- 0	0- 0		CONFERENCE		0- 1		1- 0		7- 2	
6- 0	0- 0	0- 0		HOME		0- 0		0- 0		6- 0	
2- 3	0- 0	0- 0		AWAY		0- 1		1- 0		1- 2	
0- 0	0- 0	0- 0		NEUTRAL		0- 0		0- 0		0- 0	
RPI S	Opponent	Score		RPI S	Opponent	Score		RPI S	Opponent	Score	
11 H	Southern California	0	3					101 H	Villanova	1	3
15 A	Penn St.	1	3					142 A	Belmont	3	2
								150 H	South Fla.	3	0
								169 A	Miami (OH)	2	3
								172 A	Kennesaw St.	0	3
								175 N	Long Island	3	1
								189 N	Elon	2	3
								207 H	East Tenn. St.	3	1
								215 H	North Florida	3	0
								242 H	Jacksonville	3	2
								248 N	Rutgers	3	2
								250 N	Campbell	3	1
								256 A	Mercer	3	2
								256 H	Mercer	3	1
								262 N	Radford	3	1
								283 A	Fla. Atlantic	3	0
								288 A	Stetson	2	3
								288 H	Stetson	3	1
								291 H	S.C. Upstate	3	1
								294 N	Alabama A&M	1	3
								319 A	N.C. Central	3	1
LAST 10 GAMES											
101 H	Villanova	1	3	142 A	Belmont	3	2				
256 H	Mercer	3	1	207 H	East Tenn. St.	3	1				
283 A	Fla. Atlantic	3	0	291 H	S.C. Upstate	3	1				
288 A	Stetson	2	3	150 H	South Fla.	3	0				
85 A	Lipscomb	1	3	172 A	Kennesaw St.	0	3				

Non-Div. I Games:

Fla. Gulf Coast

Average RPI Win:	179	WON-LOST	WINNING	LAST 10	STRENGTH OF	OPP. STRENGTH	TEAM	ADJ	CONF.	ADJ CONF.	
Average RPI Loss:	163	RECORD	PCT. RANK	GAMES	SCHEDULE	OF SCHEDULE	RPI	RPI	RPI	RPI	
DIV. I ONLY	13- 11	.54167	143	5- 5	169	181	157	.48223	174	21	21
DIV. I NON-CONF.	7- 5	.58333	131	1- 0	70	129	90	.55	93	18	19
<hr/>											
TOTALS	RPI 1-25	RPI 26-50		W-L RECORDS	RPI 51-100		RPI 101-150		RPI 150+		
13- 11	0- 0	0- 2		OVERALL	2- 1		2- 1		9- 7		
4- 4	0- 0	0- 0		HOME	0- 0		1- 0		3- 4		
6- 3	0- 0	0- 1		AWAY	1- 0		1- 0		4- 2		
3- 4	0- 0	0- 1		NEUTRAL	1- 1		0- 1		2- 1		
<hr/>											
7- 5	0- 0	0- 2		NON-CONFERENCE	2- 1		1- 1		4- 1		
2- 0	0- 0	0- 0		HOME	0- 0		1- 0		1- 0		
2- 1	0- 0	0- 1		AWAY	1- 0		0- 0		1- 0		
3- 4	0- 0	0- 1		NEUTRAL	1- 1		0- 1		2- 1		
<hr/>											
6- 6	0- 0	0- 0		CONFERENCE	0- 0		1- 0		5- 6		
2- 4	0- 0	0- 0		HOME	0- 0		0- 0		2- 4		
4- 2	0- 0	0- 0		AWAY	0- 0		1- 0		3- 2		
0- 0	0- 0	0- 0		NEUTRAL	0- 0		0- 0		0- 0		
<hr/>											
RPI S	Opponent	Score	RPI S	Opponent	Score	RPI S	Opponent	Score	RPI S	Opponent	Score
			29 A	Missouri	0 3	90 N	Texas St.	0 3	114 N	Syracuse	1 3
			44 N	North Dakota St.	0 3	93 A	Wyoming	3 1	124 H	Utah Valley	3 0
						96 N	Illinois St.	3 2	144 A	Northern Colo.	3 2
									151 A	Sacramento St.	3 2
									151 H	Sacramento St.	2 3
									160 A	Northern Ariz.	3 1
									161 A	Utah St.	3 2
									194 A	Portland St.	3 1
									194 H	Portland St.	2 3
									197 A	Eastern Wash.	2 3
									197 H	Eastern Wash.	0 3
									198 N	Georgia St.	3 0
									204 N	Tulane	0 3
									208 H	Montana	3 1
									243 N	Binghamton	3 0
									271 A	Weber St.	1 3
									271 H	Weber St.	3 1
									281 H	CSU Bakersfield	3 0
									301 H	Montana St.	2 3
<hr/>											
LAST 10 GAMES											
			151 A	Sacramento St.	3 2	144 A	Northern Colo.	3 2			
			281 H	CSU Bakersfield	3 0	160 A	Northern Ariz.	3 1			
			271 A	Weber St.	1 3	208 H	Montana	3 1			
			194 H	Portland St.	2 3	301 H	Montana St.	2 3			
			197 H	Eastern Wash.	0 3	151 H	Sacramento St.	2 3			

Non-Div. I Games:

Idaho St.

Average RPI Win:		251	WON-LOST RECORD		WINNING PCT. RANK		LAST 10 GAMES		STRENGTH OF SCHEDULE		OPP. STRENGTH OF SCHEDULE		TEAM RPI		ADJ RPI		CONF. RPI		ADJ CONF. RPI				
Average RPI Loss:		119																					
DIV. I ONLY			18- 12		.6 113		8- 2		222		226		165		.48204 175		29		29				
DIV. I NON-CONF.			6- 10		.375 229		0- 1		165		118		200		.45615 203		29		29				
TOTALS		RPI 1-25		RPI 26-50		W-L RECORDS		RPI 51-100		RPI 101-150		RPI 150+											
18- 12		0- 2		0- 1		OVERALL		1- 2		0- 2		17- 5											
9- 3		0- 0		0- 0		HOME		1- 0		0- 1		8- 2											
7- 5		0- 1		0- 0		AWAY		0- 2		0- 0		7- 2											
2- 4		0- 1		0- 1		NEUTRAL		0- 0		0- 1		2- 1											
6- 10		0- 2		0- 1		NON-CONFERENCE		0- 1		0- 2		6- 4											
4- 2		0- 0		0- 0		HOME		0- 0		0- 1		4- 1											
0- 4		0- 1		0- 0		AWAY		0- 1		0- 0		0- 2											
2- 4		0- 1		0- 1		NEUTRAL		0- 0		0- 1		2- 1											
12- 2		0- 0		0- 0		CONFERENCE		1- 1		0- 0		11- 1											
5- 1		0- 0		0- 0		HOME		1- 0		0- 0		4- 1											
7- 1		0- 0		0- 0		AWAY		0- 1		0- 0		7- 0											
0- 0		0- 0		0- 0		NEUTRAL		0- 0		0- 0		0- 0											
RPI	S	Opponent		Score		RPI	S	Opponent		Score		RPI	S	Opponent		Score							
15	A	Penn St.		0	3	32	N	California		0	3	95	A	Sacred Heart		2	3	102	N	Cal Poly	0	3	
24	N	San Diego		0	3							95	H	Sacred Heart		3	2	114	H	Syracuse	1	3	
												97	A	Seton Hall		0	3	154	A	Fresno St.	0	3	
																		162	A	Virginia	0	3	
																		173	N	Fla. Gulf Coast	1	3	
																		184	H	Hofstra	3	0	
																		190	H	Lehigh	3	1	
																		192	A	Central Conn. St.	3	1	
																		228	A	Robert Morris	3	2	
																		228	H	Robert Morris	1	3	
																		229	H	St. John's (NY)	3	2	
																		233	H	Stony Brook	0	3	
																		245	A	Fairleigh Dickinson	3	0	
																		245	H	Fairleigh Dickinson	3	0	
																		248	N	Rutgers	3	0	
																		259	H	Temple	3	1	
																		267	A	Bryant	3	0	
																		280	N	East Carolina	3	1	
																		300	A	Quinnipiac	3	0	
																		300	H	Quinnipiac	3	0	
																		305	A	Saint Francis (PA)	3	2	
																		305	H	Saint Francis (PA)	3	0	
																		323	A	St. Francis (NY)	3	0	
																		323	H	St. Francis (NY)	3	0	
						LAST 10 GAMES																	
						95	A	Sacred Heart		2	3	95	H	Sacred Heart		3	2						
						245	H	Fairleigh Dickinson		3	0	300	H	Quinnipiac		3	0						
						305	A	Saint Francis (PA)		3	2	267	A	Bryant		3	0						
						228	A	Robert Morris		3	2	233	H	Stony Brook		0	3						
						245	A	Fairleigh Dickinson		3	0	323	A	St. Francis (NY)		3	0						

Non-Div. I Games:

Long Island

Average RPI Win:		214	WON-LOST RECORD		WINNING PCT. RANK		LAST 10 GAMES		STRENGTH OF SCHEDULE		OPP. STRENGTH OF SCHEDULE		TEAM RPI		ADJ RPI		CONF. RPI		ADJ CONF. RPI				
DIV. I ONLY			13- 14		.48148 173		6- 4		196		100		182		.48169 176		12		11				
DIV. I NON-CONF.			6- 6		.5 164		0- 0		221		114		188		.47959 181		10		9				
TOTALS		RPI 1-25		RPI 26-50				W-L RECORDS				RPI 51-100				RPI 101-150				RPI 150+			
13- 14		0- 1		0- 3				OVERALL				1- 4				3- 4				9- 2			
8- 2		0- 0		0- 0				HOME				1- 1				2- 1				5- 0			
2- 10		0- 1		0- 3				AWAY				0- 3				1- 1				1- 2			
3- 2		0- 0		0- 0				NEUTRAL				0- 0				0- 2				3- 0			
6- 6		0- 1		0- 1				NON-CONFERENCE				0- 1				0- 3				6- 0			
3- 0		0- 0		0- 0				HOME				0- 0				0- 0				3- 0			
0- 4		0- 1		0- 1				AWAY				0- 1				0- 1				0- 0			
3- 2		0- 0		0- 0				NEUTRAL				0- 0				0- 2				3- 0			
7- 8		0- 0		0- 2				CONFERENCE				1- 3				3- 1				3- 2			
5- 2		0- 0		0- 0				HOME				1- 1				2- 1				2- 0			
2- 6		0- 0		0- 2				AWAY				0- 2				1- 0				1- 2			
0- 0		0- 0		0- 0				NEUTRAL				0- 0				0- 0				0- 0			
RPI	S	Opponent		Score		RPI	S	Opponent		Score		RPI	S	Opponent		Score		RPI	S	Opponent		Score	
3	A	Iowa St.		0	3	27	A	Tulsa		0	3	54	A	Houston		2	3	107	A	UTEP		3	0
						27	A	Tulsa		0	3	59	H	UAB		1	3	115	A	Houston Baptist		1	3
						40	A	Marquette		0	3	62	A	Milwaukee		1	3	121	H	SMU		3	2
												64	A	Rice		2	3	121	H	SMU		2	3
												74	H	UCF		3	2	127	N	Iowa		1	3
																		131	N	Arizona St.		1	3
																		145	H	Memphis		3	0
																		186	A	Marshall		1	3
																		186	H	Marshall		3	0
																		204	A	Tulane		0	3
																		226	N	Akron		3	2
																		237	H	Jackson St.		3	0
																		261	H	Northwestern St.		3	1
																		275	N	Louisiana Tech		3	0
																		276	H	Chattanooga		3	0
																		280	A	East Carolina		3	0
																		280	H	East Carolina		3	0
																		309	N	Southeastern La.		3	0
						LAST 10 GAMES																	
						121	H	SMU		2	3	107	A	UTEP		3	0						
						121	H	SMU		3	2	204	A	Tulane		0	3						
						280	A	East Carolina		3	0	186	H	Marshall		3	0						
						186	A	Marshall		1	3	280	H	East Carolina		3	0						
						74	H	UCF		3	2	27	A	Tulsa		0	3						

Non-Div. I Games:

Southern Miss.

Average RPI Win:	248	WON-LOST	WINNING	LAST 10	STRENGTH OF	OPP. STRENGTH	TEAM	ADJ	CONF.	ADJ CONF.	
Average RPI Loss:	151	RECORD	PCT. RANK	GAMES	SCHEDULE	OF SCHEDULE	RPI	RPI	RPI	RPI	
DIV. I ONLY	14- 9	.6087	107	5- 5	230	249	169	.48163	177	19	19
DIV. I NON-CONF.	8- 3	.72727	61	0- 0	251	276	148	.50529	151	21	21
<hr/>											
TOTALS	RPI 1-25	RPI 26-50	W-L RECORDS			RPI 51-100	RPI 101-150			RPI 150+	
14- 9	0- 0	0- 0	OVERALL			0- 3	0- 2			14- 4	
6- 2	0- 0	0- 0	HOME			0- 0	0- 1			6- 1	
5- 5	0- 0	0- 0	AWAY			0- 2	0- 1			5- 2	
3- 2	0- 0	0- 0	NEUTRAL			0- 1	0- 0			3- 1	
<hr/>											
8- 3	0- 0	0- 0	NON-CONFERENCE			0- 2	0- 0			8- 1	
3- 0	0- 0	0- 0	HOME			0- 0	0- 0			3- 0	
2- 1	0- 0	0- 0	AWAY			0- 1	0- 0			2- 0	
3- 2	0- 0	0- 0	NEUTRAL			0- 1	0- 0			3- 1	
<hr/>											
6- 6	0- 0	0- 0	CONFERENCE			0- 1	0- 2			6- 3	
3- 2	0- 0	0- 0	HOME			0- 0	0- 1			3- 1	
3- 4	0- 0	0- 0	AWAY			0- 1	0- 1			3- 2	
0- 0	0- 0	0- 0	NEUTRAL			0- 0	0- 0			0- 0	
<hr/>											
RPI	S	Opponent	Score	RPI	S	Opponent	Score	RPI	S	Opponent	Score
				63 N Arkansas 1 3				143 A Columbia 2 3			
				76 A Yale 0 3				143 H Columbia 2 3			
				98 A Army 1 3				165 A Princeton 2 3			
								165 H Princeton 3 1			
								192 H Central Conn. St. 3 0			
								199 A Harvard 3 2			
								199 H Harvard 3 1			
								224 A Penn 0 3			
								224 H Penn 2 3			
								225 N NJIT 2 3			
								234 N Manhattan 3 0			
								247 N Marist 3 1			
								260 A Cornell 3 2			
								260 H Cornell 3 0			
								265 A Brown 3 0			
								268 N Fordham 3 0			
								284 A Bucknell 3 0			
								285 A Holy Cross 3 1			
				303 H Providence 3 0							
				315 H Delaware St. 3 0							
<hr/>											
				LAST 10 GAMES							
143 A Columbia 2 3				260 H Cornell 3 0							
260 A Cornell 3 2				143 H Columbia 2 3							
224 H Penn 2 3				265 A Brown 3 0							
165 H Princeton 3 1				76 A Yale 0 3							
199 H Harvard 3 1				165 A Princeton 2 3							

Non-Div. I Games:

Dartmouth

Average RPI Win: 253		WON-LOST RECORD		WINNING PCT. RANK		LAST 10 GAMES		STRENGTH OF SCHEDULE		OPP. STRENGTH OF SCHEDULE		TEAM RPI		ADJ RPI		CONF. RPI		ADJ CONF. RPI					
DIV. I ONLY		16- 9		.64 96		7- 3		238		262		162		.48047 178		27		27					
DIV. I NON-CONF.		5- 3		.625 105		1- 0		86		234		96		.54578 99		25		25					
TOTALS		RPI 1-25		RPI 26-50		W-L RECORDS		RPI 51-100		RPI 101-150		RPI 150+											
16- 9		0- 1		0- 0		OVERALL		1- 3		0- 0		15- 5											
9- 2		0- 0		0- 0		HOME		1- 1		0- 0		8- 1											
5- 6		0- 1		0- 0		AWAY		0- 2		0- 0		5- 3											
2- 1		0- 0		0- 0		NEUTRAL		0- 0		0- 0		2- 1											
5- 3		0- 1		0- 0		NON-CONFERENCE		1- 1		0- 0		4- 1											
1- 0		0- 0		0- 0		HOME		1- 0		0- 0		0- 0											
2- 2		0- 1		0- 0		AWAY		0- 1		0- 0		2- 0											
2- 1		0- 0		0- 0		NEUTRAL		0- 0		0- 0		2- 1											
11- 6		0- 0		0- 0		CONFERENCE		0- 2		0- 0		11- 4											
8- 2		0- 0		0- 0		HOME		0- 1		0- 0		8- 1											
3- 4		0- 0		0- 0		AWAY		0- 1		0- 0		3- 3											
0- 0		0- 0		0- 0		NEUTRAL		0- 0		0- 0		0- 0											
RPI	S	Opponent		Score		RPI	S	Opponent		Score		RPI	S	Opponent		Score							
25	A	Western Ky.		0 3								167	N	Troy		1 3							
												85	H	Lipscomb		3 2							
												94	A	Morehead St.		0 3							
												94	H	Morehead St.		2 3							
												213	H	UT Martin		3 1							
												216	A	Eastern Ky.		3 2							
												216	H	Eastern Ky.		3 1							
												254	A	Austin Peay		0 3							
												254	H	Austin Peay		3 1							
												256	A	Mercer		3 2							
												258	H	Southeast Mo. St.		3 2							
												263	A	Jacksonville St.		3 1							
												263	H	Jacksonville St.		1 3							
												270	N	South Carolina St.		3 0							
												274	A	SIU Edwardsville		3 1							
												274	H	SIU Edwardsville		3 2							
												277	H	Murray St.		3 1							
												289	A	Loyola Maryland		3 1							
												290	A	Eastern Ill.		0 3							
												290	H	Eastern Ill.		3 0							
												299	N	Norfolk St.		3 0							
												306	A	Tennessee Tech		2 3							
												306	H	Tennessee Tech		3 0							
LAST 10 GAMES																							
254 H Austin Peay						3 1						290 A Eastern Ill.						0 3					
85 H Lipscomb						3 2						216 H Eastern Ky.						3 1					
306 H Tennessee Tech						3 0						213 H UT Martin						3 1					
263 H Jacksonville St.						1 3						254 A Austin Peay						0 3					
274 A SIU Edwardsville						3 1						258 H Southeast Mo. St.						3 2					

Non-Div. I Games:

Tennessee St.

Average RPI Win:	243	WON-LOST RECORD	WINNING PCT. RANK	LAST 10 GAMES	STRENGTH OF SCHEDULE	OPP. STRENGTH OF SCHEDULE	TEAM RPI	ADJ RPI	CONF. RPI	ADJ CONF. RPI		
Average RPI Loss:	105											
DIV. I ONLY		14- 13	.51852	155	9- 1	205	187	187	.47991	179	24	23
DIV. I NON-CONF.		4- 8	.33333	243	0- 0	189	82	219	.45191	207	22	20
<hr/>												
TOTALS	RPI 1-25	RPI 26-50		W-L RECORDS		RPI 51-100		RPI 101-150		RPI 150+		
14- 13	0- 1	0- 1		OVERALL		0- 4		1- 4		13- 3		
9- 4	0- 0	0- 1		HOME		0- 1		0- 2		9- 0		
4- 5	0- 0	0- 0		AWAY		0- 2		1- 0		3- 3		
1- 4	0- 1	0- 0		NEUTRAL		0- 1		0- 2		1- 0		
<hr/>												
4- 8	0- 1	0- 1		NON-CONFERENCE		0- 2		0- 3		4- 1		
3- 2	0- 0	0- 1		HOME		0- 0		0- 1		3- 0		
0- 2	0- 0	0- 0		AWAY		0- 1		0- 0		0- 1		
1- 4	0- 1	0- 0		NEUTRAL		0- 1		0- 2		1- 0		
<hr/>												
10- 5	0- 0	0- 0		CONFERENCE		0- 2		1- 1		9- 2		
6- 2	0- 0	0- 0		HOME		0- 1		0- 1		6- 0		
4- 3	0- 0	0- 0		AWAY		0- 1		1- 0		3- 2		
0- 0	0- 0	0- 0		NEUTRAL		0- 0		0- 0		0- 0		
<hr/>												
RPI S	Opponent	Score		RPI S	Opponent	Score		RPI S	Opponent	Score		
20 N	Texas A&M	0	3	44 H	North Dakota St.	0	3	55 A	Notre Dame	1	3	
								62 A	Milwaukee	0	3	
								62 H	Milwaukee	0	3	
								67 N	Eastern Mich.	2	3	
								105 N	Idaho	2	3	
								106 H	Central Mich.	0	3	
								117 N	Washington St.	1	3	
								128 A	Cleveland St.	3	0	
								128 H	Cleveland St.	0	3	
								170 A	Valparaiso	1	3	
								170 H	Valparaiso	3	1	
								189 H	Elon	3	1	
								195 A	Portland	1	3	
								211 A	Green Bay	3	2	
								211 H	Green Bay	3	0	
								235 A	Ill.-Chicago	2	3	
								235 H	Ill.-Chicago	3	0	
								249 N	Nevada	3	0	
								254 H	Austin Peay	3	0	
								255 H	Wright St.	3	0	
								292 A	Loyola Chicago	3	1	
								292 H	Loyola Chicago	3	1	
								298 A	Youngstown St.	3	1	
								298 H	Youngstown St.	3	0	
								318 H	Chicago St.	3	0	
				LAST 10 GAMES								
				292 A	Loyola Chicago	3	1	128 A	Cleveland St.	3	0	
				211 A	Green Bay	3	2	298 A	Youngstown St.	3	1	
				235 H	Ill.-Chicago	3	0	211 H	Green Bay	3	0	
				170 H	Valparaiso	3	1	292 H	Loyola Chicago	3	1	
				62 H	Milwaukee	0	3	255 H	Wright St.	3	0	

Non-Div. I Games:

Butler

Average RPI Win:	134	WON-LOST RECORD	WINNING PCT. RANK	LAST 10 GAMES	STRENGTH OF SCHEDULE	OPP. STRENGTH OF SCHEDULE	TEAM RPI	ADJ RPI	CONF. RPI	ADJ CONF. RPI	
Average RPI Loss:	97										
DIV. I ONLY	6- 20	.23077	290	3- 7	29	120	188	.47651	180	8	8
DIV. I NON-CONF.	3- 11	.21429	284	0- 0	28	127	176	.48604	174	7	7
<hr/>											
TOTALS	RPI 1-25	RPI 26-50		W-L RECORDS	RPI 51-100		RPI 101-150		RPI 150+		
6- 20	0- 1	1- 4		OVERALL	2- 7		1- 4		2- 4		
2- 6	0- 0	1- 0		HOME	1- 2		0- 2		0- 2		
1- 8	0- 1	0- 2		AWAY	1- 2		0- 2		0- 1		
3- 6	0- 0	0- 2		NEUTRAL	0- 3		1- 0		2- 1		
3- 11	0- 1	0- 3		NON-CONFERENCE	0- 4		1- 1		2- 2		
0- 2	0- 0	0- 0		HOME	0- 1		0- 0		0- 1		
0- 3	0- 1	0- 1		AWAY	0- 0		0- 1		0- 0		
3- 6	0- 0	0- 2		NEUTRAL	0- 3		1- 0		2- 1		
3- 9	0- 0	1- 1		CONFERENCE	2- 3		0- 3		0- 2		
2- 4	0- 0	1- 0		HOME	1- 1		0- 2		0- 1		
1- 5	0- 0	0- 1		AWAY	1- 2		0- 1		0- 1		
0- 0	0- 0	0- 0		NEUTRAL	0- 0		0- 0		0- 0		
<hr/>											
RPI S	Opponent	Score		RPI S	Opponent	Score		RPI S	Opponent	Score	
24 A	San Diego	0	3	32 A	California	0	3	58 A	UC Santa Barbara	3	2
				38 N	Missouri St.	0	3	67 N	Eastern Mich.	0	3
				47 N	BYU	0	3	68 N	Northeastern	2	3
				50 A	Long Beach St.	0	3	84 A	Pacific	0	3
				50 H	Long Beach St.	3	2	84 H	Pacific	0	3
								89 N	FIU	0	3
								91 A	UC Davis	0	3
								91 H	UC Davis	3	0
								92 H	San Diego St.	1	3

Non-Div. I Games:

UC Riverside

Average RPI Win:	199	WON-LOST	WINNING	LAST 10	STRENGTH OF	OPP. STRENGTH	TEAM	ADJ	CONF.	ADJ CONF.	
Average RPI Loss:	102	RECORD	PCT. RANK	GAMES	SCHEDULE	OF SCHEDULE	RPI	RPI	RPI	RPI	
DIV. I ONLY	10- 15	.4	216	5- 5	122	122	185	.476	181	13	13
DIV. I NON-CONF.	5- 8	.38462	226	0- 1	127	142	186	.47881	182	13	13
<hr/>											
TOTALS	RPI 1-25	RPI 26-50		W-L RECORDS	RPI 51-100		RPI 101-150		RPI 150+		
10- 15	0- 2	0- 0		OVERALL	1- 5		2- 2		7- 6		
3- 5	0- 1	0- 0		HOME	0- 2		1- 0		2- 2		
4- 6	0- 1	0- 0		AWAY	1- 1		1- 1		2- 3		
3- 4	0- 0	0- 0		NEUTRAL	0- 2		0- 1		3- 1		
<hr/>											
5- 8	0- 0	0- 0		NON-CONFERENCE	1- 4		1- 1		3- 3		
0- 3	0- 0	0- 0		HOME	0- 2		0- 0		0- 1		
2- 1	0- 0	0- 0		AWAY	1- 0		1- 0		0- 1		
3- 4	0- 0	0- 0		NEUTRAL	0- 2		0- 1		3- 1		
<hr/>											
5- 7	0- 2	0- 0		CONFERENCE	0- 1		1- 1		4- 3		
3- 2	0- 1	0- 0		HOME	0- 0		1- 0		2- 1		
2- 5	0- 1	0- 0		AWAY	0- 1		0- 1		2- 2		
0- 0	0- 0	0- 0		NEUTRAL	0- 0		0- 0		0- 0		
<hr/>											
RPI S	Opponent	Score	RPI S	Opponent	Score	RPI S	Opponent	Score	RPI S	Opponent	Score
8 A	Hawaii	0 3				58 H	UC Santa Barbara	1 3	105 A	Idaho	0 3
8 H	Hawaii	0 3				60 H	North Dakota	0 3	105 H	Idaho	3 2
						62 N	Milwaukee	1 3	131 A	Arizona St.	3 1
						66 A	New Mexico St.	0 3	132 N	Loyola Marymount	1 3
						84 A	Pacific	3 1	151 H	Sacramento St.	1 3
						99 N	New Mexico	1 3	152 N	Denver	1 3
									154 A	Fresno St.	1 3
									154 H	Fresno St.	2 3
									160 A	Northern Ariz.	0 3
									161 A	Utah St.	0 3
									161 H	Utah St.	3 1
									180 N	UC Riverside	3 1
									249 A	Nevada	3 0
									249 H	Nevada	3 0
									275 A	Louisiana Tech	3 0
									278 N	Hampton	3 0
									281 N	CSU Bakersfield	3 0
<hr/>											
LAST 10 GAMES											
154 A	Fresno St.	1 3	66 A	New Mexico St.	0 3						
249 A	Nevada	3 0	275 A	Louisiana Tech	3 0						
8 H	Hawaii	0 3	8 A	Hawaii	0 3						
105 H	Idaho	3 2	151 H	Sacramento St.	1 3						
161 H	Utah St.	3 1	249 H	Nevada	3 0						

Non-Div. I Games:

San Jose St.

Average RPI Win: 193		WON-LOST RECORD		WINNING PCT. RANK		LAST 10 GAMES		STRENGTH OF SCHEDULE		OPP. STRENGTH OF SCHEDULE		TEAM RPI		ADJ RPI		CONF. RPI		ADJ CONF. RPI	
DIV. I ONLY		9- 20		.31034 261		3- 7		69		106		180		.47479 182		9		9	
DIV. I NON-CONF.		4- 10		.28571 262		0- 1		56		101		177		.48153 179		8		8	
TOTALS		RPI 1-25		RPI 26-50		W-L RECORDS		RPI 51-100		RPI 101-150		RPI 150+							
9- 20		0- 1		0- 6		OVERALL		1- 8		0- 0		8- 5							
5- 6		0- 1		0- 2		HOME		1- 3		0- 0		4- 0							
3- 8		0- 0		0- 3		AWAY		0- 2		0- 0		3- 3							
1- 6		0- 0		0- 1		NEUTRAL		0- 3		0- 0		1- 2							
4- 10		0- 0		0- 2		NON-CONFERENCE		1- 5		0- 0		3- 3							
1- 2		0- 0		0- 0		HOME		1- 2		0- 0		0- 0							
2- 2		0- 0		0- 1		AWAY		0- 0		0- 0		2- 1							
1- 6		0- 0		0- 1		NEUTRAL		0- 3		0- 0		1- 2							
5- 10		0- 1		0- 4		CONFERENCE		0- 3		0- 0		5- 2							
4- 4		0- 1		0- 2		HOME		0- 1		0- 0		4- 0							
1- 6		0- 0		0- 2		AWAY		0- 2		0- 0		1- 2							
0- 0		0- 0		0- 0		NEUTRAL		0- 0		0- 0		0- 0							
RPI	S	Opponent		Score		RPI	S	Opponent		Score		RPI	S	Opponent		Score			
5	H	UNI		1 3		28	A	Kansas St.		2 3		53	A	Creighton		0 3			
						29	N	Missouri		1 3		59	N	UAB		0 3			
						38	A	Missouri St.		0 3		62	H	Milwaukee		1 3			
						38	H	Missouri St.		1 3		72	H	IPFW		3 2			
						48	A	Wichita St.		0 3		81	N	UTSA		0 3			
						48	H	Wichita St.		0 3		91	N	UC Davis		0 3			
												93	H	Wyoming		0 3			
												96	A	Illinois St.		0 3			
												96	H	Illinois St.		0 3			

Non-Div. I Games:

Drake

[illegible]

Non-Div. I Games:

Wake Forest

Average RPI Win:		177	WON-LOST RECORD		WINNING PCT. RANK		LAST 10 GAMES		STRENGTH OF SCHEDULE		OPP. STRENGTH OF SCHEDULE		TEAM RPI		ADJ RPI		CONF. RPI		ADJ CONF. RPI				
DIV. I ONLY			11- 17		.39286 224		2- 7		112		123		184		.47401 185		14		14				
DIV. I NON-CONF.			5- 7		.41667 208		1- 1		109		76		157		.49551 160		14		14				
TOTALS		RPI 1-25		RPI 26-50		W-L RECORDS		RPI 51-100		RPI 101-150		RPI 150+											
11- 17		0- 1		0- 2		OVERALL		1- 6		3- 4		7- 4											
4- 7		0- 0		0- 1		HOME		0- 3		1- 2		3- 1											
4- 6		0- 0		0- 0		AWAY		1- 3		0- 2		3- 1											
3- 4		0- 1		0- 1		NEUTRAL		0- 0		2- 0		1- 2											
5- 7		0- 1		0- 1		NON-CONFERENCE		0- 3		2- 0		3- 2											
1- 1		0- 0		0- 0		HOME		0- 1		0- 0		1- 0											
1- 2		0- 0		0- 0		AWAY		0- 2		0- 0		1- 0											
3- 4		0- 1		0- 1		NEUTRAL		0- 0		2- 0		1- 2											
6- 10		0- 0		0- 1		CONFERENCE		1- 3		1- 4		4- 2											
3- 6		0- 0		0- 1		HOME		0- 2		1- 2		2- 1											
3- 4		0- 0		0- 0		AWAY		1- 1		0- 2		2- 1											
0- 0		0- 0		0- 0		NEUTRAL		0- 0		0- 0		0- 0											
RPI	S	Opponent		Score		RPI	S	Opponent		Score		RPI	S	Opponent		Score							
19	N	Northern Ill.		0 3		40	N	Marquette		1 3		53	A	Creighton		1 3							
						44	H	North Dakota St.		0 3		60	H	North Dakota		2 3							
												71	A	Oral Roberts		3 2							
												71	H	Oral Roberts		2 3							
												72	A	IPFW		0 3							
												72	H	IPFW		1 3							
												93	A	Wyoming		0 3							
												105	N	Idaho		3 1							
												122	A	IUPUI		2 3							
												122	H	IUPUI		1 3							
												134	N	Oregon St.		3 2							
												138	A	Oakland		1 3							
												138	H	Oakland		2 3							
												146	H	South Dakota St.		3 1							
												153	N	Cal St. Fullerton		3 2							
												182	H	Drake		3 2							
												200	N	Gonzaga		1 3							
												208	A	Montana		3 0							
												218	A	UMKC		2 3							
												218	H	UMKC		3 0							
												227	A	Southern Utah		3 2							
												227	H	Southern Utah		2 3							
												251	N	DePaul		2 3							
												252	A	Western Ill.		3 2							
												252	H	Western Ill.		3 1							
LAST 10 GAMES																							
72 H IPFW						1 3						218 A UMKC						2 3					
138 H Oakland						2 3						182 H Drake						3 2					
60 H North Dakota						2 3						71 H Oral Roberts						2 3					
122 A IUPUI						2 3						227 H Southern Utah						2 3					
252 A Western Ill.						3 2						138 A Oakland						1 3					

Non-Div. I Games:	Neb. Omaha	3	0	Neb. Omaha	3	0
-------------------	------------	---	---	------------	---	---

South Dakota

[illegible]



















Non-Div. I Games:

Marshall

Average RPI Win:	265	WON-LOST	WINNING	LAST 10	STRENGTH OF	OPP. STRENGTH	TEAM	ADJ	CONF.	ADJ CONF.	
Average RPI Loss:	109	RECORD	PCT. RANK	GAMES	SCHEDULE	OF SCHEDULE	RPI	RPI	RPI	RPI	
DIV. I ONLY	12- 15	.44444	190	6- 4	174	217	197	.47225	187	26	25
DIV. I NON-CONF.	4- 11	.26667	267	1- 1	132	97	220	.45181	208	27	27
<hr/>											
TOTALS	RPI 1-25	RPI 26-50		W-L RECORDS	RPI 51-100		RPI 101-150		RPI 150+		
12- 15	0- 0	0- 0		OVERALL	0- 7		0- 6		12- 2		
7- 5	0- 0	0- 0		HOME	0- 3		0- 1		7- 1		
3- 6	0- 0	0- 0		AWAY	0- 2		0- 3		3- 1		
2- 4	0- 0	0- 0		NEUTRAL	0- 2		0- 2		2- 0		
<hr/>											
4- 11	0- 0	0- 0		NON-CONFERENCE	0- 6		0- 4		4- 1		
2- 3	0- 0	0- 0		HOME	0- 2		0- 0		2- 1		
0- 4	0- 0	0- 0		AWAY	0- 2		0- 2		0- 0		
2- 4	0- 0	0- 0		NEUTRAL	0- 2		0- 2		2- 0		
<hr/>											
8- 4	0- 0	0- 0		CONFERENCE	0- 1		0- 2		8- 1		
5- 2	0- 0	0- 0		HOME	0- 1		0- 1		5- 0		
3- 2	0- 0	0- 0		AWAY	0- 0		0- 1		3- 1		
0- 0	0- 0	0- 0		NEUTRAL	0- 0		0- 0		0- 0		
<hr/>											
RPI S	Opponent	Score	RPI S	Opponent	Score	RPI S	Opponent	Score	RPI S	Opponent	Score
						57 N	TCU	1 3	101 A	Villanova	0 3
						66 N	New Mexico St.	1 3	109 N	Utah	0 3
						76 A	Yale	0 3	113 A	American	1 3
						82 A	Northwestern	0 3	113 H	American	1 3
						88 H	Albany (NY)	0 3	114 A	Syracuse	0 3
						97 H	Seton Hall	1 3	123 N	Duquesne	1 3
						98 H	Army	2 3	163 N	Boston College	3 0
									190 A	Lehigh	2 3
									190 H	Lehigh	3 0
									203 H	Buffalo	2 3
									203 H	Buffalo	3 1
									260 H	Cornell	3 1
									284 A	Bucknell	3 0
									284 H	Bucknell	3 1
									285 H	Holy Cross	3 1
									289 N	Loyola Maryland	3 0
									304 A	Lafayette	3 0
									304 H	Lafayette	3 0
									308 A	Navy	3 1
									308 H	Navy	3 0
<hr/>											
LAST 10 GAMES											
			190 A	Lehigh	2 3	88 H	Albany (NY)	0 3			
			304 A	Lafayette	3 0	98 H	Army	2 3			
			284 A	Bucknell	3 0	285 H	Holy Cross	3 1			
			308 H	Navy	3 0	260 H	Cornell	3 1			
			113 H	American	1 3	284 H	Bucknell	3 1			

Non-Div. I Games:

Colgate

Average RPI Win: 264		WON-LOST	WINNING	LAST 10	STRENGTH OF		OPP. STRENGTH	TEAM	ADJ	CONF.	ADJ CONF.
Average RPI Loss: 131		RECORD	PCT. RANK	GAMES	SCHEDULE		OF SCHEDULE	RPI	RPI	RPI	RPI
DIV. I ONLY		15- 11	.57692	120	3- 7		252	248	191	.47126	188
DIV. I NON-CONF.		10- 3	.76923	50	0- 0		298	288	167	.49523	161
TOTALS		RPI 1-25	RPI 26-50		W-L RECORDS		RPI 51-100		RPI 101-150		RPI 150+
15- 11	0- 0	0- 0		OVERALL		1- 5		0- 3		14- 3	
6- 4	0- 0	0- 0		HOME		0- 3		0- 0		6- 1	
4- 6	0- 0	0- 0		AWAY		1- 1		0- 3		3- 2	
5- 1	0- 0	0- 0		NEUTRAL		0- 1		0- 0		5- 0	
10- 3	0- 0	0- 0		NON-CONFERENCE		0- 1		0- 2		10- 0	
3- 0	0- 0	0- 0		HOME		0- 0		0- 0		3- 0	
2- 2	0- 0	0- 0		AWAY		0- 0		0- 2		2- 0	
5- 1	0- 0	0- 0		NEUTRAL		0- 1		0- 0		5- 0	
5- 8	0- 0	0- 0		CONFERENCE		1- 4		0- 1		4- 3	
3- 4	0- 0	0- 0		HOME		0- 3		0- 0		3- 1	
2- 4	0- 0	0- 0		AWAY		1- 1		0- 1		1- 2	
0- 0	0- 0	0- 0		NEUTRAL		0- 0		0- 0		0- 0	
RPI S	Opponent	Score	RPI S	Opponent	Score	RPI S	Opponent	Score	RPI S	Opponent	Score
						69 H	Samford	0 	110 A	South Carolina	0 
						73 H	Furman	1 	126 A	Ga. Southern	0 
						78 A	Col. of Charleston	0 	147 A	Winthrop	2 
						78 H	Col. of Charleston	2 	189 A	Elon	0 
						86 A	Appalachian St.	3 2	206 N	UNC Asheville	3 0
						100 N	James Madison	1 	230 N	UNC Wilmington	3 2
									232 H	Western Caro.	2 
									236 A	UNC Greensboro	0 
									255 N	Wright St.	3 0
									256 N	Mercer	3 0
									272 H	Coastal Caro.	3 0
									276 H	Chattanooga	3 0
									279 H	Wofford	3 2
									286 A	Citadel	3 0
									286 H	Citadel	3 0
									295 A	High Point	3 0
									297 N	Gardner-Webb	3 0
									299 H	Norfolk St.	3 0
									319 A	N.C. Central	3 0
									324 H	N.C. A&T	3 0
LAST 10 GAMES											
						86 A	Appalachian St.	3 2	189 A	Elon	0 
						286 H	Citadel	3 0	236 A	UNC Greensboro	0 
						78 H	Col. of Charleston	2 	126 A	Ga. Southern	0 
						276 H	Chattanooga	3 0	232 H	Western Caro.	2 
						69 H	Samford	0 	78 A	Col. of Charleston	0 

Non-Div. I Games:

Davidson

Average RPI Win:	246	WON-LOST	WINNING	LAST 10	STRENGTH OF	OPP. STRENGTH	TEAM	ADJ	CONF.	ADJ CONF.				
Average RPI Loss:	145	RECORD	PCT. RANK	GAMES	SCHEDULE	OF SCHEDULE	RPI	RPI	RPI	RPI				
DIV. I ONLY	17- 13	.56667	129	4- 6	212	252	178	.47016	189	18	18			
DIV. I NON-CONF.	12- 4	.75	56	1- 0	284	299	159	.49283	165	20	22			
<hr/>														
TOTALS	RPI 1-25	RPI 26-50		W-L RECORDS		RPI 51-100		RPI 101-150		RPI 150+				
17- 13	0- 0	0- 0		OVERALL		1- 5		1- 3		15- 5				
7- 3	0- 0	0- 0		HOME		1- 1		0- 2		6- 0				
4- 9	0- 0	0- 0		AWAY		0- 4		0- 1		4- 4				
6- 1	0- 0	0- 0		NEUTRAL		0- 0		1- 0		5- 1				
<hr/>														
12- 4	0- 0	0- 0		NON-CONFERENCE		0- 0		1- 2		11- 2				
3- 1	0- 0	0- 0		HOME		0- 0		0- 1		3- 0				
3- 2	0- 0	0- 0		AWAY		0- 0		0- 1		3- 1				
6- 1	0- 0	0- 0		NEUTRAL		0- 0		1- 0		5- 1				
<hr/>														
5- 9	0- 0	0- 0		CONFERENCE		1- 5		0- 1		4- 3				
4- 2	0- 0	0- 0		HOME		1- 1		0- 1		3- 0				
1- 7	0- 0	0- 0		AWAY		0- 4		0- 0		1- 3				
0- 0	0- 0	0- 0		NEUTRAL		0- 0		0- 0		0- 0				
<hr/>														
RPI S	Opponent	Score	RPI S	Opponent	Score	RPI S	Opponent	Score	RPI S	Opponent	Score			
						69 A	Samford	1 3	106 N	Central Mich.	3 1			
						69 H	Samford	0 3	110 A	South Carolina	1 3			
						73 A	Furman	0 3	126 H	Ga. Southern	1 3			
						78 A	Col. of Charleston	0 3	147 H	Winthrop	1 3			
						86 A	Appalachian St.	0 3	173 N	Fla. Gulf Coast	3 2			
						86 H	Appalachian St.	3 1	179 A	Butler	1 3			
									188 H	Davidson	3 0			
									206 N	UNC Asheville	0 3			
									232 A	Western Caro.	2 3			
									232 H	Western Caro.	3 0			
									236 A	UNC Greensboro	2 3			
									250 H	Campbell	3 1			
									250 N	Campbell	3 0			
									254 N	Austin Peay	3 1			
						262 H	Radford	3 0	276 A	Chattanooga	1 3			
						276 H	Chattanooga	3 0	276 H	Chattanooga	3 0			
						278 N	Hampton	3 0	279 A	Wofford	3 0			
						295 A	High Point	3 0	297 N	Gardner-Webb	3 1			
						319 A	N.C. Central	3 0	319 H	N.C. Central	3 1			
						324 A	N.C. A&T	3 0						
						LAST 10 GAMES								
						276 H	Chattanooga	3 0	279 A	Wofford	3 0	319 A	N.C. Central	3 0
						69 H	Samford	0 3	324 A	N.C. A&T	3 0	324 A	N.C. A&T	3 0
						86 A	Appalachian St.	0 3	126 H	Ga. Southern	1 3			
232 A	Western Caro.	2 3	188 H	Davidson	3 0									
73 A	Furman	0 3	276 A	Chattanooga	1 3									

Non-Div. I Games:

Elon

L
e
h
i
g
h

Lehigh

Average RPI Win: 225		WON-LOST RECORD		WINNING PCT. RANK		LAST 10 GAMES		STRENGTH OF SCHEDULE		OPP. STRENGTH OF SCHEDULE		TEAM RPI		ADJ RPI		CONF. RPI		ADJ CONF. RPI	
Average RPI Loss: 106																			
DIV. I ONLY		13- 16		.44828 184		2- 8		154		151		183		.46908 191		9		9	
DIV. I NON-CONF.		10- 5		.66667 81		0- 0		154		224		120		.53174 124		8		8	
TOTALS		RPI 1-25		RPI 26-50		W-L RECORDS		RPI 51-100		RPI 101-150		RPI 150+							
13- 16		0- 2		1- 3		OVERALL		0- 5		1- 0		11- 6							
4- 7		0- 0		1- 2		HOME		0- 3		0- 0		3- 2							
4- 8		0- 2		0- 0		AWAY		0- 2		1- 0		3- 4							
5- 1		0- 0		0- 1		NEUTRAL		0- 0		0- 0		5- 0							
10- 5		0- 1		0- 2		NON-CONFERENCE		0- 1		1- 0		9- 1							
2- 2		0- 0		0- 1		HOME		0- 1		0- 0		2- 0							
3- 2		0- 1		0- 0		AWAY		0- 0		1- 0		2- 1							
5- 1		0- 0		0- 1		NEUTRAL		0- 0		0- 0		5- 0							
3- 11		0- 1		1- 1		CONFERENCE		0- 4		0- 0		2- 5							
2- 5		0- 0		1- 1		HOME		0- 2		0- 0		1- 2							
1- 6		0- 1		0- 0		AWAY		0- 2		0- 0		1- 3							
0- 0		0- 0		0- 0		NEUTRAL		0- 0		0- 0		0- 0							
RPI S	Opponent	Score		RPI S	Opponent	Score		RPI S	Opponent	Score		RPI S	Opponent	Score					
5 A	UNI	0	3	34 N	Ball St.	2	3	53 A	Creighton	0	3	142 A	Belmont	3	1				
18 A	Cincinnati	2	3	38 H	Missouri St.	1	3	53 H	Creighton	0	3	170 A	Valparaiso	1	3				
				43 H	Arizona	1	3	85 H	Lipscomb	1	3	182 A	Drake	1	3				
				48 H	Wichita St.	3	2	96 A	Illinois St.	1	3	182 H	Drake	2	3				
								96 H	Illinois St.	0	3	205 N	A&M-Corpus Christi	3	0				
												207 N	East Tenn. St.	3	1				
												210 A	Indiana St.	1	3				
												210 H	Indiana St.	0	3				
												219 A	Southern Ill.	2	3				
												219 H	Southern Ill.	3	0				
												221 A	Bradley	3	0				
												235 H	Ill.-Chicago	3	2				
												236 A	UNC Greensboro	3	0				
												258 H	Southeast Mo. St.	3	2				
												272 N	Coastal Caro.	3	0				
												277 A	Murray St.	3	0				
												277 N	Murray St.	3	1				
												324 N	N.C. A&T	3	0				
LAST 10 GAMES				LAST 10 GAMES				LAST 10 GAMES				LAST 10 GAMES							
				96 H	Illinois St.	0	3	38 H	Missouri St.	1	3								
				210 H	Indiana St.	0	3	48 H	Wichita St.	3	2								
				219 H	Southern Ill.	3	0	210 A	Indiana St.	1	3								
				53 A	Creighton	0	3	96 A	Illinois St.	1	3								
				182 A	Drake	1	3	219 A	Southern Ill.	2	3								

Non-Div. I Games:

Evansville

Average RPI Win:	280	WON-LOST RECORD	WINNING PCT. RANK	LAST 10 GAMES	STRENGTH OF SCHEDULE	OPP. STRENGTH OF SCHEDULE	TEAM RPI	ADJ RPI	CONF. RPI	ADJ CONF. RPI	
DIV. I ONLY		19- 9	.67857 82	8- 2	280	291	186	.46883 192	29	29	
DIV. I NON-CONF.		8- 5	.61538 112	1- 0	310	302	226	.43752 225	29	29	
<hr/>											
TOTALS	RPI 1-25	RPI 26-50		W-L RECORDS	RPI 51-100		RPI 101-150		RPI 150+		
19- 9	0- 0	0- 0		OVERALL	0- 3		0- 1		19- 5		
11- 2	0- 0	0- 0		HOME	0- 1		0- 0		11- 1		
4- 6	0- 0	0- 0		AWAY	0- 2		0- 1		4- 3		
4- 1	0- 0	0- 0		NEUTRAL	0- 0		0- 0		4- 1		
<hr/>											
8- 5	0- 0	0- 0		NON-CONFERENCE	0- 1		0- 1		8- 3		
5- 0	0- 0	0- 0		HOME	0- 0		0- 0		5- 0		
0- 4	0- 0	0- 0		AWAY	0- 1		0- 1		0- 2		
3- 1	0- 0	0- 0		NEUTRAL	0- 0		0- 0		3- 1		
<hr/>											
11- 4	0- 0	0- 0		CONFERENCE	0- 2		0- 0		11- 2		
6- 2	0- 0	0- 0		HOME	0- 1		0- 0		6- 1		
4- 2	0- 0	0- 0		AWAY	0- 1		0- 0		4- 1		
1- 0	0- 0	0- 0		NEUTRAL	0- 0		0- 0		1- 0		
<hr/>											
RPI	S	Opponent	Score	RPI	S	Opponent	Score	RPI	S	Opponent	Score
				68 A Northeastern 1 3				104 A George Washington 0 3			
				95 A Sacred Heart 1 3				175 H Long Island 1 3			
				95 H Sacred Heart 1 3				177 A Dartmouth 0 3			
								228 A Robert Morris 3 1			
								228 H Robert Morris 3 1			
								230 N UNC Wilmington 1 3			
								233 H Stony Brook 3 1			
								245 A Fairleigh Dickinson 3 1			
								245 H Fairleigh Dickinson 3 0			
								245 N Fairleigh Dickinson 3 0			
								267 A Bryant 1 3			
								267 H Bryant 3 1			
								269 H Hartford 3 2			
								284 H Bucknell 3 2			
								285 A Holy Cross 0 3			
								285 H Holy Cross 3 0			
								300 A Quinnipiac 3 2			
								300 H Quinnipiac 3 1			
								303 N Providence 3 1			
								305 A Saint Francis (PA) 3 2			
				305 H Saint Francis (PA) 3 0							
				315 N Delaware St. 3 0							
				319 N N.C. Central 3 0							
				323 H St. Francis (NY) 3 1							
				325 H Saint Peter's 3 0							
<hr/>											
				LAST 10 GAMES							
				228 H Robert Morris 3 1				267 A Bryant 1 3			
				305 H Saint Francis (PA) 3 0				95 A Sacred Heart 1 3			
				300 A Quinnipiac 3 2				323 H St. Francis (NY) 3 1			
				245 A Fairleigh Dickinson 3 1				245 H Fairleigh Dickinson 3 0			
				269 H Hartford 3 2				228 A Robert Morris 3 1			

Non-Div. I Games:

Central Conn. St.

[illegible]

Non-Div. I Games:

Fairfield

Average RPI Win: 234		WON-LOST	WINNING	LAST 10	STRENGTH OF		OPP. STRENGTH	TEAM	ADJ	CONF.	ADJ CONF.
Average RPI Loss: 132		RECORD	PCT. RANK	GAMES	SCHEDULE		OF SCHEDULE	RPI	RPI	RPI	RPI
DIV. I ONLY		14- 12	.53846	145	234		202	192	.46695	194	21
DIV. I NON-CONF.		4- 8	.33333	243	210		173	243	.4271	240	18
TOTALS		RPI 1-25	RPI 26-50		W-L RECORDS		RPI 51-100		RPI 101-150		RPI 150+
14- 12	0- 0	0- 2		OVERALL		0- 1		0- 4		14- 5	
6- 2	0- 0	0- 0		HOME		0- 0		0- 1		6- 1	
5- 7	0- 0	0- 1		AWAY		0- 1		0- 2		5- 3	
3- 3	0- 0	0- 1		NEUTRAL		0- 0		0- 1		3- 1	
4- 8	0- 0	0- 2		NON-CONFERENCE		0- 1		0- 2		4- 3	
1- 0	0- 0	0- 0		HOME		0- 0		0- 0		1- 0	
0- 5	0- 0	0- 1		AWAY		0- 1		0- 1		0- 2	
3- 3	0- 0	0- 1		NEUTRAL		0- 0		0- 1		3- 1	
10- 4	0- 0	0- 0		CONFERENCE		0- 0		0- 2		10- 2	
5- 2	0- 0	0- 0		HOME		0- 0		0- 1		5- 1	
5- 2	0- 0	0- 0		AWAY		0- 0		0- 1		5- 1	
0- 0	0- 0	0- 0		NEUTRAL		0- 0		0- 0		0- 0	
RPI S	Opponent	Score	RPI S	Opponent	Score	RPI S	Opponent	Score	RPI S	Opponent	Score
			33 N	Washington	0 3	99 A	New Mexico	0 3	107 A	UTEP	1 3
			39 A	Oregon	0 3				139 N	UC Irvine	2 3
									144 A	Northern Colo.	0 3
									144 H	Northern Colo.	2 3
									151 A	Sacramento St.	0 3
									158 N	Boise St.	1 3
									160 A	Northern Ariz.	3 1
									160 H	Northern Ariz.	3 1
									174 A	Idaho St.	3 2
									174 H	Idaho St.	1 3
									195 A	Portland	1 3
									197 H	Eastern Wash.	3 0
									200 A	Gonzaga	2 3
									201 N	Texas-Arlington	3 0
									208 A	Montana	3 2
									208 H	Montana	3 1
									220 N	Nicholls St.	3 0
									271 A	Weber St.	3 0
									271 H	Weber St.	3 0
									282 H	Seattle	3 2
									301 A	Montana St.	3 2
									301 H	Montana St.	3 0
									317 N	Southern U.	3 0
			LAST 10 GAMES								
			160 A	Northern Ariz.	3 1	271 A	Weber St.	3 0			
			144 A	Northern Colo.	0 3	197 H	Eastern Wash.	3 0			
			208 H	Montana	3 1	151 A	Sacramento St.	0 3			
			301 H	Montana St.	3 0	144 H	Northern Colo.	2 3			
			174 A	Idaho St.	3 2	160 H	Northern Ariz.	3 1			

Non-Div. I Games:

Portland St.

Average RPI Win: 228		WON-LOST	WINNING	LAST 10	STRENGTH OF		OPP. STRENGTH	TEAM	ADJ	CONF.	ADJ CONF.
Average RPI Loss: 127		RECORD	PCT. RANK	GAMES	SCHEDULE		OF SCHEDULE	RPI	RPI	RPI	RPI
DIV. I ONLY		14- 14	.5 161	5- 5	236		198	201	.45951	196	20
DIV. I NON-CONF.		6- 8	.42857 206	1- 1	178		177	197	.47131	190	19
TOTALS		RPI 1-25	RPI 26-50	W-L RECORDS	RPI 51-100		RPI 101-150	RPI 150+			
14- 14	0- 0		0- 1	OVERALL	2- 6		1- 4	11- 3			
5- 2	0- 0		0- 0	HOME	0- 1		0- 0	5- 1			
5- 8	0- 0		0- 0	AWAY	0- 3		1- 2	4- 2			
4- 4	0- 0		0- 0	NEUTRAL	2- 2		0- 2	2- 0			
6- 8	0- 0		0- 1	NON-CONFERENCE	2- 4		0- 3	4- 0			
1- 0	0- 0		0- 0	HOME	0- 0		0- 0	1- 0			
1- 4	0- 0		0- 1	AWAY	0- 2		0- 1	1- 0			
4- 4	0- 0		0- 0	NEUTRAL	2- 2		0- 2	2- 0			
8- 6	0- 0		0- 0	CONFERENCE	0- 2		1- 1	7- 3			
4- 2	0- 0		0- 0	HOME	0- 1		0- 0	4- 1			
4- 4	0- 0		0- 0	AWAY	0- 1		1- 1	3- 2			
0- 0	0- 0		0- 0	NEUTRAL	0- 0		0- 0	0- 0			
RPI S	Opponent	Score	RPI S	Opponent	Score	RPI S	Opponent	Score	RPI S	Opponent	Score
			29 A	Missouri	0 3	54 A	Houston	1 3	111 N	Arkansas St.	0 3
						70 N	Xavier	0 3	120 A	Ole Miss	0 3
						81 H	UTSA	0 3	135 A	Sam Houston St.	2 3
						82 N	Northwestern	3 2	148 A	Stephen F. Austin	3 1
						85 N	Lipscomb	3 2	149 N	UNLV	0 3
						87 A	Texas Tech	0 3	201 H	Texas-Arlington	3 1
						90 A	Texas St.	1 3	205 H	A&M-Corpus Christi	3 2
						94 N	Morehead St.	0 3	220 A	Nicholls St.	3 0
									223 N	UALR	3 2
									238 A	Lamar	1 3
									238 H	Lamar	3 1
									257 A	McNeese St.	1 3
									257 H	McNeese St.	3 2
									261 A	Northwestern St.	3 2
									261 H	Northwestern St.	1 3
									309 A	Southeastern La.	3 0
									316 A	Ark.-Pine Bluff	3 0
									316 H	Ark.-Pine Bluff	3 0
									326 N	Alcorn St.	3 0
			LAST 10 GAMES								
			238 A	Lamar	1 3	316 A	Ark.-Pine Bluff	3 0			
			257 A	McNeese St.	1 3	29 A	Missouri	0 3			
			81 H	UTSA	0 3	238 H	Lamar	3 1			
			205 H	A&M-Corpus Christi	3 2	257 H	McNeese St.	3 2			
			90 A	Texas St.	1 3	201 H	Texas-Arlington	3 1			

Non-Div. I Games:

Central Ark.

[illegible]

Non-Div. I Games:

Eastern Wash.

Average RPI Win:	218	WON-LOST RECORD	WINNING PCT. RANK	LAST 10 GAMES	STRENGTH OF SCHEDULE	OPP. STRENGTH OF SCHEDULE	TEAM RPI	ADJ RPI	CONF. RPI	ADJ CONF. RPI	
Average RPI Loss:	144										
DIV. I ONLY		13- 16	.44828 184	5- 5	162	186	190	.45876 198	15	15	
DIV. I NON-CONF.		6- 11	.35294 242	0- 0	157	211	211	.4404 223	15	15	
<hr/>											
TOTALS	RPI 1-25	RPI 26-50		W-L RECORDS	RPI 51-100		RPI 101-150		RPI 150+		
13- 16	0- 0	0- 0		OVERALL	1- 6		0- 3		12- 7		
5- 4	0- 0	0- 0		HOME	1- 1		0- 0		4- 3		
4- 8	0- 0	0- 0		AWAY	0- 3		0- 3		4- 2		
4- 4	0- 0	0- 0		NEUTRAL	0- 2		0- 0		4- 2		
6- 11	0- 0	0- 0		NON-CONFERENCE	0- 4		0- 2		6- 5		
1- 3	0- 0	0- 0		HOME	0- 1		0- 0		1- 2		
1- 4	0- 0	0- 0		AWAY	0- 1		0- 2		1- 1		
4- 4	0- 0	0- 0		NEUTRAL	0- 2		0- 0		4- 2		
7- 5	0- 0	0- 0		CONFERENCE	1- 2		0- 1		6- 2		
4- 1	0- 0	0- 0		HOME	1- 0		0- 0		3- 1		
3- 4	0- 0	0- 0		AWAY	0- 2		0- 1		3- 1		
0- 0	0- 0	0- 0		NEUTRAL	0- 0		0- 0		0- 0		
RPI S	Opponent	Score	RPI S	Opponent	Score	RPI S	Opponent	Score	RPI S	Opponent	Score
						52 N	Ohio	1 3	126 A	Ga. Southern	1 3
						68 A	Northeastern	0 3	129 A	Towson	1 3
						78 H	Col. of Charleston	1 3	145 A	Memphis	1 3
						79 A	Delaware	1 3	155 A	VCU	1 3
						93 A	Wyoming	0 3	155 H	VCU	3 0
						96 N	Illinois St.	1 3	167 H	Troy	2 3
						100 H	James Madison	3 1	172 A	Kennesaw St.	3 2
									174 N	Idaho St.	0 3
									184 A	Hofstra	3 1
									199 H	Harvard	2 3
									217 H	George Mason	3 2
									223 N	UALR	3 2
									230 A	UNC Wilmington	3 0
									230 H	UNC Wilmington	3 0
									239 A	William & Mary	3 2
									239 H	William & Mary	0 3
									241 N	Presbyterian	0 3
									256 A	Mercer	0 3
									258 N	Southeast Mo. St.	3 0
									263 H	Jacksonville St.	3 1
									270 N	South Carolina St.	3 0
									294 N	Alabama A&M	3 0
				LAST 10 GAMES							
				155 A	VCU	1 3	79 A	Delaware	1 3		
				239 A	William & Mary	3 2	230 A	UNC Wilmington	3 0		
				100 H	James Madison	3 1	68 A	Northeastern	0 3		
				217 H	George Mason	3 2	184 A	Hofstra	3 1		
				129 A	Towson	1 3	239 H	William & Mary	0 3		

Non-Div. I Games:

Georgia St.

Average RPI Win: 246		WON-LOST	WINNING	LAST 10	STRENGTH OF		OPP. STRENGTH	TEAM	ADJ	CONF.	ADJ CONF.
Average RPI Loss: 162		RECORD	PCT. RANK	GAMES	SCHEDULE		OF SCHEDULE	RPI	RPI	RPI	RPI
DIV. I ONLY		11- 11	.5	161	4- 6		188	239	193	.45682	199
DIV. I NON-CONF.		7- 3	.7	71	0- 0		205	254	132	.51793	133
TOTALS		RPI 1-25	RPI 26-50		W-L RECORDS		RPI 51-100		RPI 101-150		RPI 150+
11- 11	0- 0	0- 0		OVERALL		0- 3		1- 1		10- 7	
6- 4	0- 0	0- 0		HOME		0- 1		1- 0		5- 3	
4- 5	0- 0	0- 0		AWAY		0- 1		0- 1		4- 3	
1- 2	0- 0	0- 0		NEUTRAL		0- 1		0- 0		1- 1	
7- 3	0- 0	0- 0		NON-CONFERENCE		0- 2		0- 0		7- 1	
4- 1	0- 0	0- 0		HOME		0- 1		0- 0		4- 0	
2- 0	0- 0	0- 0		AWAY		0- 0		0- 0		2- 0	
1- 2	0- 0	0- 0		NEUTRAL		0- 1		0- 0		1- 1	
4- 8	0- 0	0- 0		CONFERENCE		0- 1		1- 1		3- 6	
2- 3	0- 0	0- 0		HOME		0- 0		1- 0		1- 3	
2- 5	0- 0	0- 0		AWAY		0- 1		0- 1		2- 3	
0- 0	0- 0	0- 0		NEUTRAL		0- 0		0- 0		0- 0	
RPI S	Opponent	Score	RPI S	Opponent	Score	RPI S	Opponent	Score	RPI S	Opponent	Score
						68 H	Northeastern	1 3	143 A	Columbia	0 3
						76 A	Yale	0 3	143 H	Columbia	3 0
						78 N	Col. of Charleston	2 3	165 A	Princeton	2 3
									165 H	Princeton	1 3
									177 A	Dartmouth	1 3
									177 H	Dartmouth	2 3
									198 A	Georgia St.	3 2
									212 N	Md.-East. Shore	0 3
									224 A	Penn	3 2
									224 H	Penn	3 1
									240 H	New Hampshire	3 2
									260 A	Cornell	2 3
									260 H	Cornell	1 3
									263 H	Jacksonville St.	3 0
									265 A	Brown	3 1
									267 A	Bryant	3 1
									285 H	Holy Cross	3 0
									285 N	Holy Cross	3 0
									308 H	Navy	3 0
LAST 10 GAMES											
						260 A	Cornell	2 3	143 H	Columbia	3 0
						143 A	Columbia	0 3	260 H	Cornell	1 3
						165 H	Princeton	1 3	76 A	Yale	0 3
						224 H	Penn	3 1	265 A	Brown	3 1
						177 A	Dartmouth	1 3	224 A	Penn	3 2

Non-Div. I Games:

Harvard

Average RPI Win:	202	WON-LOST	WINNING	LAST 10	STRENGTH OF	OPP. STRENGTH	TEAM	ADJ	CONF.	ADJ CONF.		
Average RPI Loss:	95	RECORD	PCT. RANK	GAMES	SCHEDULE	OF SCHEDULE	RPI	RPI	RPI	RPI		
DIV. I ONLY		7- 17	.29167	271	1- 9	114	99	209	.45564	200	6	6
DIV. I NON-CONF.		6- 5	.54545	150	0- 0	192	181	171	.4869	172	6	6
<hr/>												
TOTALS	RPI 1-25	RPI 26-50		W-L RECORDS		RPI 51-100		RPI 101-150		RPI 150+		
7- 17	0- 4	0- 2		OVERALL		0- 4		1- 4		6- 3		
3- 9	0- 2	0- 2		HOME		0- 2		1- 2		2- 1		
0- 8	0- 2	0- 0		AWAY		0- 2		0- 2		0- 2		
4- 0	0- 0	0- 0		NEUTRAL		0- 0		0- 0		4- 0		
6- 5	0- 0	0- 1		NON-CONFERENCE		0- 1		1- 1		5- 2		
2- 2	0- 0	0- 1		HOME		0- 0		1- 0		1- 1		
0- 3	0- 0	0- 0		AWAY		0- 1		0- 1		0- 1		
4- 0	0- 0	0- 0		NEUTRAL		0- 0		0- 0		4- 0		
1- 12	0- 4	0- 1		CONFERENCE		0- 3		0- 3		1- 1		
1- 7	0- 2	0- 1		HOME		0- 2		0- 2		1- 0		
0- 5	0- 2	0- 0		AWAY		0- 1		0- 1		0- 1		
0- 0	0- 0	0- 0		NEUTRAL		0- 0		0- 0		0- 0		
RPI S	Opponent	Score	RPI S	Opponent	Score	RPI S	Opponent	Score	RPI S	Opponent	Score	
16 A	Pepperdine	0 3	33 H	Washington	0 3	61 A	St. Mary's (CA)	0 3	116 H	Santa Clara	1 3	
16 H	Pepperdine	1 3	47 H	BYU	1 3	61 H	St. Mary's (CA)	0 3	132 A	Loyola Marymount	2 3	
24 A	San Diego	1 3				80 H	San Francisco	0 3	132 H	Loyola Marymount	1 3	
24 H	San Diego	1 3				93 A	Wyoming	0 3	134 H	Oregon St.	3 2	
									140 A	Indiana	1 3	
									158 H	Boise St.	1 3	
									164 N	Niagara	3 0	
									185 N	South Dakota	3 1	
									194 H	Portland St.	3 2	
									195 A	Portland	2 3	
									195 H	Portland	3 2	
									251 N	DePaul	3 0	
									282 A	Seattle	2 3	
									290 N	Eastern Ill.	3 2	
<hr/>												
LAST 10 GAMES												
61 H St. Mary's (CA)			0 3	47 H BYU			1 3					
24 H San Diego			1 3	195 H Portland			3 2					
132 A Loyola Marymount			2 3	24 A San Diego			1 3					
16 A Pepperdine			0 3	61 A St. Mary's (CA)			0 3					
195 A Portland			2 3	116 H Santa Clara			1 3					

Non-Div. I Games:

Gonzaga

Average RPI Win: 246		WON-LOST RECORD		WINNING PCT. RANK		LAST 10 GAMES		STRENGTH OF SCHEDULE		OPP. STRENGTH OF SCHEDULE		TEAM RPI		ADJ RPI		CONF. RPI		ADJ CONF. RPI	
DIV. I ONLY		11- 17		.39286 224		4- 6		161		200		206		.455 201		20		20	
DIV. I NON-CONF.		4- 10		.28571 262		0- 0		136		207		228		.44255 217		19		18	
TOTALS		RPI 1-25		RPI 26-50		W-L RECORDS		RPI 51-100		RPI 101-150		RPI 150+							
11- 17		0- 0		0- 3		OVERALL		0- 5		2- 4		9- 5							
8- 3		0- 0		0- 0		HOME		0- 3		2- 0		6- 0							
1- 9		0- 0		0- 2		AWAY		0- 1		0- 3		1- 3							
2- 5		0- 0		0- 1		NEUTRAL		0- 1		0- 1		2- 2							
4- 10		0- 0		0- 3		NON-CONFERENCE		0- 2		0- 2		4- 3							
2- 1		0- 0		0- 0		HOME		0- 1		0- 0		2- 0							
0- 4		0- 0		0- 2		AWAY		0- 0		0- 1		0- 1							
2- 5		0- 0		0- 1		NEUTRAL		0- 1		0- 1		2- 2							
7- 7		0- 0		0- 0		CONFERENCE		0- 3		2- 2		5- 2							
6- 2		0- 0		0- 0		HOME		0- 2		2- 0		4- 0							
1- 5		0- 0		0- 0		AWAY		0- 1		0- 2		1- 2							
0- 0		0- 0		0- 0		NEUTRAL		0- 0		0- 0		0- 0							
RPI S	Opponent	Score		RPI S	Opponent	Score		RPI S	Opponent	Score		RPI S	Opponent	Score					
				27 A	Tulsa	0	3	81 H	UTSA	0	3	107 A	UTEP	0	3				
				32 A	California	0	3	87 H	Texas Tech	0	3	125 N	Georgetown	1	3				
				44 N	North Dakota St.	0	3	90 A	Texas St.	1	3	135 A	Sam Houston St.	0	3				
								90 H	Texas St.	0	3	135 H	Sam Houston St.	3	1				
								91 N	UC Davis	0	3	148 A	Stephen F. Austin	0	3				
												148 H	Stephen F. Austin	3	1				
												157 A	North Texas	0	3				
												194 N	Portland St.	0	3				
												196 A	Central Ark.	1	3				
												205 H	A&M-Corpus Christi	3	0				
												220 A	Nicholls St.	2	3				
												231 H	La.-Lafayette	3	0				
												238 H	Lamar	3	0				
												249 N	Nevada	1	3				
												257 H	McNeese St.	3	2				
												261 H	Northwestern St.	3	2				
												293 H	Prairie View	3	0				
												309 A	Southeastern La.	3	1				
												316 N	Ark.-Pine Bluff	3	0				
												317 N	Southern U.	3	0				
LAST 10 GAMES																			
				220 A	Nicholls St.	2	3	90 A	Texas St.	1	3								
				309 A	Southeastern La.	3	1	148 A	Stephen F. Austin	0	3								
				148 H	Stephen F. Austin	3	1	135 A	Sam Houston St.	0	3								
				135 H	Sam Houston St.	3	1	196 A	Central Ark.	1	3								
				261 H	Northwestern St.	3	2	90 H	Texas St.	0	3								

Non-Div. I Games:

Texas-Arlington

Average RPI Win: 232		WON-LOST	WINNING	LAST 10	STRENGTH OF		OPP. STRENGTH	TEAM	ADJ	CONF.	ADJ CONF.
Average RPI Loss: 147		RECORD	PCT. RANK	GAMES	SCHEDULE		OF SCHEDULE	RPI	RPI	RPI	RPI
DIV. I ONLY		14- 13	.51852	155	5- 5		249	207	200	.45277	202
DIV. I NON-CONF.		8- 6	.57143	137	0- 0		261	233	196	.46168	199
TOTALS		RPI 1-25	RPI 26-50		W-L RECORDS		RPI 51-100		RPI 101-150		RPI 150+
14- 13	0- 0	0- 1		OVERALL		1- 3		1- 4		12- 5	
6- 5	0- 0	0- 1		HOME		1- 2		1- 1		4- 1	
3- 7	0- 0	0- 0		AWAY		0- 1		0- 3		3- 3	
5- 1	0- 0	0- 0		NEUTRAL		0- 0		0- 0		5- 1	
8- 6	0- 0	0- 0		NON-CONFERENCE		0- 1		0- 2		8- 3	
2- 3	0- 0	0- 0		HOME		0- 1		0- 1		2- 1	
1- 2	0- 0	0- 0		AWAY		0- 0		0- 1		1- 1	
5- 1	0- 0	0- 0		NEUTRAL		0- 0		0- 0		5- 1	
6- 7	0- 0	0- 1		CONFERENCE		1- 2		1- 2		4- 2	
4- 2	0- 0	0- 1		HOME		1- 1		1- 0		2- 0	
2- 5	0- 0	0- 0		AWAY		0- 1		0- 2		2- 2	
0- 0	0- 0	0- 0		NEUTRAL		0- 0		0- 0		0- 0	
RPI S	Opponent	Score	RPI S	Opponent	Score	RPI S	Opponent	Score	RPI S	Opponent	Score
			36 H Dayton	0	3	51 H Wisconsin	0	3	104 A George Washington	2	3
						70 A Xavier	0	3	123 A Duquesne	0	3
						70 H Xavier	3	1	123 H Duquesne	3	0
						83 H Saint Louis	2	3	137 A Pittsburgh	1	3
									143 H Columbia	2	3
									163 H Boston College	0	3
									171 A Charlotte	3	1
									209 N UMBC	1	3
									214 N Kent St.	3	2
									216 N Eastern Ky.	3	2
									224 A Penn	0	3
									233 A Stony Brook	3	2
									239 N William & Mary	3	1
									259 A Temple	0	3
									259 H Temple	3	1
									265 H Brown	3	1
									268 A Fordham	3	1
									273 N Iona	3	1
									303 H Providence	3	0
									305 N Saint Francis (PA)	3	0
									310 A La Salle	2	3
									310 H La Salle	3	0
LAST 10 GAMES											
			259 H Temple	3	1	36 H Dayton	0	3			
			310 H La Salle	3	0	104 A George Washington	2	3			
			70 A Xavier	0	3	171 A Charlotte	3	1			
			123 A Duquesne	0	3	83 H Saint Louis	2	3			
			70 H Xavier	3	1	123 H Duquesne	3	0			

Non-Div. I Games:

Rhode Island

Average RPI Win:		191	WON-LOST RECORD		WINNING PCT. RANK		LAST 10 GAMES		STRENGTH OF SCHEDULE		OPP. STRENGTH OF SCHEDULE		TEAM RPI		ADJ RPI		CONF. RPI		ADJ CONF. RPI		
Average RPI Loss:		128																			
DIV. I ONLY			11- 17		.39286 224		2- 8		156		129		196		.45171 203		7		7		
DIV. I NON-CONF.			7- 7		.5 164		0- 0		211		178		189		.46229 198		9		10		
TOTALS		RPI 1-25		RPI 26-50		W-L RECORDS		RPI 51-100		RPI 101-150		RPI 150+									
11- 17		0- 1		0- 3		OVERALL		1- 3		3- 3		7- 7									
5- 7		0- 1		0- 2		HOME		0- 1		2- 1		3- 2									
3- 8		0- 0		0- 1		AWAY		0- 1		1- 2		2- 4									
3- 2		0- 0		0- 0		NEUTRAL		1- 1		0- 0		2- 1									
7- 7		0- 0		0- 1		NON-CONFERENCE		1- 1		1- 1		5- 4									
3- 1		0- 0		0- 1		HOME		0- 0		1- 0		2- 0									
1- 4		0- 0		0- 0		AWAY		0- 0		0- 1		1- 3									
3- 2		0- 0		0- 0		NEUTRAL		1- 1		0- 0		2- 1									
4- 10		0- 1		0- 2		CONFERENCE		0- 2		2- 2		2- 3									
2- 6		0- 1		0- 1		HOME		0- 1		1- 1		1- 2									
2- 4		0- 0		0- 1		AWAY		0- 1		1- 1		1- 1									
0- 0		0- 0		0- 0		NEUTRAL		0- 0		0- 0		0- 0									
RPI	S	Opponent		Score		RPI	S	Opponent		Score		RPI	S	Opponent		Score					
19	H	Northern Ill.		0 3		26	H	Western Mich.		0 3		52	H	Ohio		1 3		106	A	Central Mich.	0 3
						34	A	Ball St.		0 3		67	A	Eastern Mich.		0 3		114	H	Syracuse	3 2
						36	H	Dayton		0 3		68	N	Northeastern		0 3		130	A	Bowling Green	3 2
												97	N	Seton Hall		3 0		130	H	Bowling Green	3 0
																		133	H	Toledo	0 3
																		140	A	Indiana	0 3
																		164	H	Niagara	3 1
																		169	A	Miami (OH)	1 3
																		169	H	Miami (OH)	2 3
																		187	A	Colgate	3 2
																		187	A	Colgate	1 3
																		214	H	Kent St.	2 3
																		226	A	Akron	3 2
																		226	H	Akron	3 2
																		229	A	St. John's (NY)	1 3
																		258	N	Southeast Mo. St.	1 3
																		260	H	Cornell	3 1
																		265	N	Brown	3 1
																		266	A	Canisius	1 3
																		298	N	Youngstown St.	3 1
						LAST 10 GAMES															
						169	H	Miami (OH)		2 3		67	A	Eastern Mich.		0 3					
						130	H	Bowling Green		3 0		19	H	Northern Ill.		0 3					
						34	A	Ball St.		0 3		26	H	Western Mich.		0 3					
						226	H	Akron		3 2		52	H	Ohio		1 3					
						106	A	Central Mich.		0 3		214	H	Kent St.		2 3					

Non-Div. I Games:

Buffalo

Average RPI Win: 208		WON-LOST	WINNING	LAST 10	STRENGTH OF		OPP. STRENGTH	TEAM	ADJ	CONF.	ADJ CONF.
Average RPI Loss: 107		RECORD	PCT. RANK	GAMES	SCHEDULE		OF SCHEDULE	RPI	RPI	RPI	RPI
DIV. I ONLY		9- 17	.34615	242	3- 7		164	104	210	.45083	204
DIV. I NON-CONF.		5- 6	.45455	194	0- 0		148	135	173	.48358	176
TOTALS		RPI 1-25	RPI 26-50		W-L RECORDS		RPI 51-100		RPI 101-150		RPI 150+
9- 17	0- 0	0- 4		OVERALL		1- 5		1- 4		7- 4	
4- 9	0- 0	0- 2		HOME		1- 1		0- 3		3- 3	
3- 7	0- 0	0- 1		AWAY		0- 4		1- 1		2- 1	
2- 1	0- 0	0- 1		NEUTRAL		0- 0		0- 0		2- 0	
5- 6	0- 0	0- 2		NON-CONFERENCE		1- 1		0- 1		4- 2	
2- 3	0- 0	0- 0		HOME		1- 0		0- 1		1- 2	
1- 2	0- 0	0- 1		AWAY		0- 1		0- 0		1- 0	
2- 1	0- 0	0- 1		NEUTRAL		0- 0		0- 0		2- 0	
4- 11	0- 0	0- 2		CONFERENCE		0- 4		1- 3		3- 2	
2- 6	0- 0	0- 2		HOME		0- 1		0- 2		2- 1	
2- 5	0- 0	0- 0		AWAY		0- 3		1- 1		1- 1	
0- 0	0- 0	0- 0		NEUTRAL		0- 0		0- 0		0- 0	
RPI S	Opponent	Score	RPI S	Opponent	Score	RPI S	Opponent	Score	RPI S	Opponent	Score
			27 H	Tulsa	0 3	54 A	Houston	1 3	107 H	UTEP	2 3
			27 H	Tulsa	0 3	59 H	UAB	2 3	121 A	SMU	1 3
			29 A	Missouri	0 3	64 A	Rice	1 3	121 A	SMU	3 1
			44 N	North Dakota St.	0 3	74 A	UCF	0 3	142 H	Belmont	2 3
						89 A	FIU	2 3	145 H	Memphis	0 3
						92 H	San Diego St.	3 2	174 N	Idaho St.	3 0
									176 H	Southern Miss.	3 0
									186 A	Marshall	2 3
									186 H	Marshall	1 3
									219 H	Southern Ill.	0 3
									222 H	South Ala.	3 2
									238 H	Lamar	1 3
									243 N	Binghamton	3 0
									280 A	East Carolina	3 2
									280 H	East Carolina	3 0
									283 A	Fla. Atlantic	3 0
LAST 10 GAMES											
			27 H	Tulsa	0 3	74 A	UCF	0 3			
			27 H	Tulsa	0 3	176 H	Southern Miss.	3 0			
			186 A	Marshall	2 3	280 H	East Carolina	3 0			
			280 A	East Carolina	3 2	186 H	Marshall	1 3			
			107 H	UTEP	2 3	121 A	SMU	1 3			

Non-Div. I Games:

Tulane

Average RPI Win: 242		WON-LOST	WINNING	LAST 10	STRENGTH OF		OPP. STRENGTH	TEAM	ADJ	CONF.	ADJ CONF.
Average RPI Loss: 131		RECORD	PCT. RANK	GAMES	SCHEDULE		OF SCHEDULE	RPI	RPI	RPI	RPI
DIV. I ONLY		13- 18	.41935	208	4- 6		178	197	205	.4502	205
DIV. I NON-CONF.		8- 8	.5	164	0- 1		155	209	168	.48877	168
TOTALS		RPI 1-25	RPI 26-50		W-L RECORDS		RPI 51-100		RPI 101-150		RPI 150+
13- 18	0- 0	0- 1		OVERALL		0- 6		2- 5		11- 6	
6- 4	0- 0	0- 0		HOME		0- 2		2- 1		4- 1	
2- 11	0- 0	0- 0		AWAY		0- 3		0- 4		2- 4	
5- 3	0- 0	0- 1		NEUTRAL		0- 1		0- 0		5- 1	
8- 8	0- 0	0- 1		NON-CONFERENCE		0- 3		1- 1		7- 3	
2- 2	0- 0	0- 0		HOME		0- 1		1- 0		1- 1	
1- 3	0- 0	0- 0		AWAY		0- 1		0- 1		1- 1	
5- 3	0- 0	0- 1		NEUTRAL		0- 1		0- 0		5- 1	
5- 10	0- 0	0- 0		CONFERENCE		0- 3		1- 4		4- 3	
4- 2	0- 0	0- 0		HOME		0- 1		1- 1		3- 0	
1- 8	0- 0	0- 0		AWAY		0- 2		0- 3		1- 3	
0- 0	0- 0	0- 0		NEUTRAL		0- 0		0- 0		0- 0	
RPI S	Opponent	Score	RPI S	Opponent	Score	RPI S	Opponent	Score	RPI S	Opponent	Score
			34 N	Ball St.	0 3	60 H	North Dakota	0 3	115 A	Houston Baptist	2 3
						78 A	Col. of Charleston	1 3	129 H	Towson	3 1
						81 A	UTSA	0 3	135 A	Sam Houston St.	2 3
						81 H	UTSA	0 3	135 A	Sam Houston St.	1 3
						90 A	Texas St.	0 3	135 H	Sam Houston St.	3 2
						93 N	Wyoming	0 3	148 A	Stephen F. Austin	1 3
									148 H	Stephen F. Austin	2 3
									157 H	North Texas	2 3
									170 A	Valparaiso	1 3
									191 N	Evansville	0 3
									196 A	Central Ark.	2 3
									201 A	Texas-Arlington	0 3
									215 N	North Florida	3 1
									220 H	Nicholls St.	3 2
									230 N	UNC Wilmington	3 0
									238 A	Lamar	1 3
									248 N	Rutgers	3 0
									257 H	McNeese St.	3 2
									261 A	Northwestern St.	3 2
									277 N	Murray St.	3 0
									287 A	Tex.-Pan American	3 2
									287 H	Tex.-Pan American	3 0
									287 N	Tex.-Pan American	3 1
									309 H	Southeastern La.	3 0
LAST 10 GAMES			135 A	Sam Houston St.	2 3	81 A	UTSA	0 3	287 N	Tex.-Pan American	3 1
			148 A	Stephen F. Austin	1 3	60 H	North Dakota	0 3	309 H	Southeastern La.	3 0
			261 A	Northwestern St.	3 2	309 H	Southeastern La.	3 0	220 H	Nicholls St.	3 2
			196 A	Central Ark.	2 3	220 H	Nicholls St.	3 2	238 A	Lamar	1 3
			257 H	McNeese St.	3 2	238 A	Lamar	1 3			

Non-Div. I Games:

A&M-Corpus Christi

Average RPI Win: 265		WON-LOST	WINNING	LAST 10	STRENGTH OF		OPP. STRENGTH	TEAM	ADJ		CONF.	ADJ CONF.		
Average RPI Loss: 168		RECORD	PCT. RANK	GAMES	SCHEDULE		OF SCHEDULE	RPI	RPI		RPI	RPI		
DIV. I ONLY		14- 11	.56	131	6- 4		264	261	202		.4495	206	28	28
DIV. I NON-CONF.		6- 6	.5	164	1- 0		228	215	199		.45784	202	28	28
TOTALS		RPI 1-25	RPI 26-50		W-L RECORDS		RPI 51-100		RPI 101-150		RPI 150+			
14- 11	0- 0	0- 0		OVERALL		0- 2		0- 3		14- 6				
5- 1	0- 0	0- 0		HOME		0- 0		0- 1		5- 0				
5- 7	0- 0	0- 0		AWAY		0- 1		0- 2		5- 4				
4- 3	0- 0	0- 0		NEUTRAL		0- 1		0- 0		4- 2				
6- 6	0- 0	0- 0		NON-CONFERENCE		0- 2		0- 1		6- 3				
1- 0	0- 0	0- 0		HOME		0- 0		0- 0		1- 0				
2- 3	0- 0	0- 0		AWAY		0- 1		0- 1		2- 1				
3- 3	0- 0	0- 0		NEUTRAL		0- 1		0- 0		3- 2				
8- 5	0- 0	0- 0		CONFERENCE		0- 0		0- 2		8- 3				
4- 1	0- 0	0- 0		HOME		0- 0		0- 1		4- 0				
3- 4	0- 0	0- 0		AWAY		0- 0		0- 1		3- 3				
1- 0	0- 0	0- 0		NEUTRAL		0- 0		0- 0		1- 0				
RPI S	Opponent	Score	RPI S	Opponent	Score	RPI S	Opponent	Score	RPI S	Opponent	Score			
						59 N	UAB	0 3	110 A	South Carolina	0 3			
						69 A	Samford	0 3	147 A	Winthrop	1 3			
									147 H	Winthrop	1 3			
									156 A	Liberty	0 3			
									167 N	Troy	3 2			
									188 N	Davidson	0 3			
									189 N	Elon	3 0			
									207 N	East Tenn. St.	0 3			
									232 A	Western Caro.	1 3			
									232 H	Western Caro.	3 0			
									241 A	Presbyterian	1 3			
									241 H	Presbyterian	3 1			
									250 H	Campbell	3 1			
									262 A	Radford	3 1			
									272 A	Coastal Caro.	3 1			
									276 A	Chattanooga	3 1			
									295 H	High Point	3 0			
									297 A	Gardner-Webb	0 3			
									297 H	Gardner-Webb	3 2			
									297 N	Gardner-Webb	3 2			
									302 A	Charleston So.	3 0			
									306 N	Tennessee Tech	3 0			
									319 A	N.C. Central	3 0			
LAST 10 GAMES														
						241 A	Presbyterian	1 3	272 A	Coastal Caro.	3 1			
						147 A	Winthrop	1 3	297 A	Gardner-Webb	0 3			
						295 H	High Point	3 0	147 H	Winthrop	1 3			
						250 H	Campbell	3 1	241 H	Presbyterian	3 1			
						302 A	Charleston So.	3 0	232 H	Western Caro.	3 0			

Non-Div. I Games:

UNC Asheville

Average RPI Win: 262		WON-LOST	WINNING	LAST 10	STRENGTH OF		OPP. STRENGTH	TEAM	ADJ		CONF.	ADJ CONF.		
Average RPI Loss: 141		RECORD	PCT. RANK	GAMES	SCHEDULE		OF SCHEDULE	RPI	RPI		RPI	RPI		
DIV. I ONLY		13- 14	.48148	173	6- 4		232	224	207		.44607	207	23	24
DIV. I NON-CONF.		7- 9	.4375	202	1- 1		218	221	212		.44598	213	24	23
TOTALS		RPI 1-25	RPI 26-50		W-L RECORDS		RPI 51-100		RPI 101-150		RPI 150+			
13- 14	0- 0	0- 2		OVERALL		0- 4		0- 2		13- 6				
4- 2	0- 0	0- 0		HOME		0- 0		0- 0		4- 2				
5- 6	0- 0	0- 1		AWAY		0- 2		0- 1		5- 2				
4- 6	0- 0	0- 1		NEUTRAL		0- 2		0- 1		4- 2				
7- 9	0- 0	0- 2		NON-CONFERENCE		0- 3		0- 1		7- 3				
1- 0	0- 0	0- 0		HOME		0- 0		0- 0		1- 0				
2- 3	0- 0	0- 1		AWAY		0- 1		0- 0		2- 1				
4- 6	0- 0	0- 1		NEUTRAL		0- 2		0- 1		4- 2				
6- 5	0- 0	0- 0		CONFERENCE		0- 1		0- 1		6- 3				
3- 2	0- 0	0- 0		HOME		0- 0		0- 0		3- 2				
3- 3	0- 0	0- 0		AWAY		0- 1		0- 1		3- 1				
0- 0	0- 0	0- 0		NEUTRAL		0- 0		0- 0		0- 0				
RPI S	Opponent	Score	RPI S	Opponent	Score	RPI S	Opponent	Score	RPI S	Opponent	Score			
29 N	Missouri	0 3	85 A	Lipscomb	0 3	125 N	Georgetown	2 3						
49 A	Middle Tenn.	0 3	86 N	Appalachian St.	1 3	142 A	Belmont	1 3						
			89 N	FIU	1 3	172 A	Kennesaw St.	3 2						
			100 A	James Madison	0 3	172 H	Kennesaw St.	0 3						
						173 A	Fla. Gulf Coast	1 3						
						191 N	Evansville	1 3						
						206 N	UNC Asheville	3 0						
						215 H	North Florida	3 1						
						236 A	UNC Greensboro	3 1						
						241 A	Presbyterian	2 3						
						242 H	Jacksonville	1 3						
						254 N	Austin Peay	1 3						
						256 H	Mercer	3 1						
						272 N	Coastal Caro.	3 2						
						276 A	Chattanooga	3 0						
						279 H	Wofford	3 2						
						288 A	Stetson	3 1						
						291 A	S.C. Upstate	3 1						
						291 H	S.C. Upstate	3 0						
						306 N	Tennessee Tech	3 1						
						324 N	N.C. A&T	3 0						
LAST 10 GAMES			LAST 10 GAMES			LAST 10 GAMES								
291 A	S.C. Upstate	3 1	173 A	Fla. Gulf Coast	1 3									
172 A	Kennesaw St.	3 2	288 A	Stetson	3 1									
172 H	Kennesaw St.	0 3	279 H	Wofford	3 2									
256 H	Mercer	3 1	215 H	North Florida	3 1									
241 A	Presbyterian	2 3	242 H	Jacksonville	1 3									

Non-Div. I Games:

East Tenn. St.

Average RPI Win: 222		WON-LOST	WINNING	LAST 10	STRENGTH OF		OPP. STRENGTH	TEAM	ADJ	CONF.	ADJ CONF.
Average RPI Loss: 156		RECORD	PCT. RANK	GAMES	SCHEDULE		OF SCHEDULE	RPI	RPI	RPI	RPI
DIV. I ONLY		9- 12	.42857	199	6- 4		194	216	213	.44466	208
DIV. I NON-CONF.		3- 5	.375	229	0- 0		176	145	205	.45569	205
TOTALS		RPI 1-25	RPI 26-50		W-L RECORDS		RPI 51-100		RPI 101-150		RPI 150+
9- 12	0- 0	0- 0		OVERALL		0- 1		1- 3		8- 8	
4- 5	0- 0	0- 0		HOME		0- 0		1- 1		3- 4	
2- 6	0- 0	0- 0		AWAY		0- 1		0- 1		2- 4	
3- 1	0- 0	0- 0		NEUTRAL		0- 0		0- 1		3- 0	
3- 5	0- 0	0- 0		NON-CONFERENCE		0- 1		0- 2		3- 2	
0- 3	0- 0	0- 0		HOME		0- 0		0- 1		0- 2	
0- 1	0- 0	0- 0		AWAY		0- 1		0- 0		0- 0	
3- 1	0- 0	0- 0		NEUTRAL		0- 0		0- 1		3- 0	
6- 7	0- 0	0- 0		CONFERENCE		0- 0		1- 1		5- 6	
4- 2	0- 0	0- 0		HOME		0- 0		1- 0		3- 2	
2- 5	0- 0	0- 0		AWAY		0- 0		0- 1		2- 4	
0- 0	0- 0	0- 0		NEUTRAL		0- 0		0- 0		0- 0	
RPI S	Opponent	Score	RPI S	Opponent	Score	RPI S	Opponent	Score	RPI S	Opponent	Score
						60 A	North Dakota	0 3	105 H	Idaho	0 3
									110 N	South Carolina	0 3
									144 A	Northern Colo.	0 3
									144 H	Northern Colo.	3 2
									151 H	Sacramento St.	3 1
									153 H	Cal St. Fullerton	1 3
									160 A	Northern Ariz.	1 3
									160 H	Northern Ariz.	3 1
									174 A	Idaho St.	1 3
									185 H	South Dakota	0 3
									194 A	Portland St.	1 3
									194 H	Portland St.	2 3
									197 A	Eastern Wash.	2 3
									197 H	Eastern Wash.	2 3
									211 N	Green Bay	3 2
									227 N	Southern Utah	3 2
									233 N	Stony Brook	3 1
									271 A	Weber St.	3 1
									301 A	Montana St.	3 0
									301 H	Montana St.	3 2
LAST 10 GAMES											
						301 H	Montana St.	3 2	151 H	Sacramento St.	3 1
						194 A	Portland St.	1 3	174 A	Idaho St.	1 3
						197 A	Eastern Wash.	2 3	271 A	Weber St.	3 1
						144 H	Northern Colo.	3 2	301 A	Montana St.	3 0
						160 H	Northern Ariz.	3 1	197 H	Eastern Wash.	2 3

Non-Div. I Games:

Montana

Average RPI Win:	268	WON-LOST RECORD	WINNING PCT. RANK	LAST 10 GAMES	STRENGTH OF SCHEDULE	OPP. STRENGTH OF SCHEDULE	TEAM RPI	ADJ RPI	CONF. RPI	ADJ CONF. RPI	
DIV. I ONLY		15- 11	.57692 120	5- 5	278	266	204	.44365 209	25	26	
DIV. I NON-CONF.		10- 5	.66667 81	0- 0	285	268	185	.47338 188	26	26	
<hr/>											
TOTALS	RPI 1-25	RPI 26-50		W-L RECORDS	RPI 51-100		RPI 101-150		RPI 150+		
15- 11	0- 0	0- 2		OVERALL	0- 2		0- 1		15- 6		
7- 4	0- 0	0- 0		HOME	0- 1		0- 1		7- 2		
3- 6	0- 0	0- 1		AWAY	0- 1		0- 0		3- 4		
5- 1	0- 0	0- 1		NEUTRAL	0- 0		0- 0		5- 0		
<hr/>											
10- 5	0- 0	0- 2		NON-CONFERENCE	0- 0		0- 1		10- 2		
3- 2	0- 0	0- 0		HOME	0- 0		0- 1		3- 1		
2- 2	0- 0	0- 1		AWAY	0- 0		0- 0		2- 1		
5- 1	0- 0	0- 1		NEUTRAL	0- 0		0- 0		5- 0		
<hr/>											
5- 6	0- 0	0- 0		CONFERENCE	0- 2		0- 0		5- 4		
4- 2	0- 0	0- 0		HOME	0- 1		0- 0		4- 1		
1- 4	0- 0	0- 0		AWAY	0- 1		0- 0		1- 3		
0- 0	0- 0	0- 0		NEUTRAL	0- 0		0- 0		0- 0		
<hr/>											
RPI S	Opponent	Score	RPI S	Opponent	Score	RPI S	Opponent	Score	RPI S	Opponent	Score
			33 N	Washington	0 3	88 A	Albany (NY)	0 3	129 H	Towson	0 3
			50 A	Long Beach St.	0 3	88 H	Albany (NY)	2 3	180 A	UC Riverside	3 1
									202 N	Rhode Island	3 1
									224 A	Penn	1 3
									233 A	Stony Brook	2 3
									233 H	Stony Brook	2 3
									239 N	William & Mary	3 0
									240 A	New Hampshire	1 3
									240 H	New Hampshire	3 0
									243 A	Binghamton	3 1
									243 H	Binghamton	3 0
									245 H	Fairleigh Dickinson	2 3
									269 A	Hartford	2 3
									269 H	Hartford	3 1
									289 N	Loyola Maryland	3 0
									293 N	Prairie View	3 0
									296 A	Morgan St.	3 0
									298 H	Youngstown St.	3 1
									299 H	Norfolk St.	3 0
									303 H	Providence	3 0
									308 H	Navy	3 0
									320 N	Coppin St.	3 0
			LAST 10 GAMES								
			269 H	Hartford	3 1	303 H	Providence	3 0			
			240 H	New Hampshire	3 0	240 A	New Hampshire	1 3			
			243 A	Binghamton	3 1	269 A	Hartford	2 3			
			88 A	Albany (NY)	0 3	88 H	Albany (NY)	2 3			
			233 A	Stony Brook	2 3	243 H	Binghamton	3 0			

Non-Div. I Games:

UMBC

Average RPI Win:	244	WON-LOST RECORD	WINNING PCT. RANK	LAST 10 GAMES	STRENGTH OF SCHEDULE	OPP. STRENGTH OF SCHEDULE	TEAM RPI	ADJ RPI	CONF. RPI	ADJ CONF. RPI	
DIV. I ONLY		13- 13	.5 161	4- 6	268	171	212	.4419	210	9	9
DIV. I NON-CONF.		8- 3	.72727 61	0- 0	323	315	235	.43244	232	8	8
<hr/>											
TOTALS	RPI 1-25	RPI 26-50		W-L RECORDS	RPI 51-100		RPI 101-150		RPI 150+		
13- 13	0- 2	0- 2		OVERALL	0- 3		0- 0		13- 6		
7- 6	0- 1	0- 0		HOME	0- 1		0- 0		7- 4		
4- 7	0- 1	0- 2		AWAY	0- 2		0- 0		4- 2		
2- 0	0- 0	0- 0		NEUTRAL	0- 0		0- 0		2- 0		
8- 3	0- 0	0- 0		NON-CONFERENCE	0- 0		0- 0		8- 3		
4- 3	0- 0	0- 0		HOME	0- 0		0- 0		4- 3		
2- 0	0- 0	0- 0		AWAY	0- 0		0- 0		2- 0		
2- 0	0- 0	0- 0		NEUTRAL	0- 0		0- 0		2- 0		
5- 10	0- 2	0- 2		CONFERENCE	0- 3		0- 0		5- 3		
3- 3	0- 1	0- 0		HOME	0- 1		0- 0		3- 1		
2- 7	0- 1	0- 2		AWAY	0- 2		0- 0		2- 2		
0- 0	0- 0	0- 0		NEUTRAL	0- 0		0- 0		0- 0		
RPI S	Opponent	Score	RPI S	Opponent	Score	RPI S	Opponent	Score	RPI S	Opponent	Score
5 A	UNI	0 3	38 A	Missouri St.	0 3	53 A	Creighton	0 3	166 N	Connecticut	3 0
5 H	UNI	0 3	48 A	Wichita St.	0 3	53 H	Creighton	0 3	169 H	Miami (OH)	2 3
						96 A	Illinois St.	1 3	182 A	Drake	1 3
									182 H	Drake	3 1
									191 A	Evansville	3 0
									191 H	Evansville	3 1
									193 N	Fairfield	3 1
									219 A	Southern Ill.	3 1
									219 H	Southern Ill.	1 3
									221 A	Bradley	1 3
									221 H	Bradley	3 2
									240 A	New Hampshire	3 0
									252 H	Western Ill.	0 3
									274 H	SIU Edwardsville	1 3
									290 H	Eastern Ill.	3 0
									318 A	Chicago St.	3 0
									318 H	Chicago St.	3 0
									320 H	Coppin St.	3 0
									327 H	Savannah St.	3 0
			LAST 10 GAMES								
			219 A	Southern Ill.	3 1	221 A	Bradley	1 3			
			191 A	Evansville	3 0	96 A	Illinois St.	1 3			
			182 H	Drake	3 1	191 H	Evansville	3 1			
			53 H	Creighton	0 3	219 H	Southern Ill.	1 3			
			5 A	UNI	0 3	53 A	Creighton	0 3			

Non-Div. I Games:

Indiana St.

[illegible]

Non-Div. I Games:

Green Bay

M
d
.
-
E
a
s
t
.
S
h
o
r
e

Md.-East. Shore

Average RPI Win:	263	WON-LOST RECORD	WINNING PCT. RANK	LAST 10 GAMES	STRENGTH OF SCHEDULE	OPP. STRENGTH OF SCHEDULE	TEAM RPI	ADJ RPI	CONF. RPI	ADJ CONF. RPI	
DIV. I ONLY	15- 12	.55556	138	5- 5	283	241	215	.43905	213	27	27
DIV. I NON-CONF.	5- 5	.5	164	0- 0	254	201	207	.45564	206	25	25
<hr/>											
TOTALS	RPI 1-25	RPI 26-50		W-L RECORDS	RPI 51-100		RPI 101-150		RPI 150+		
15- 12	0- 0	0- 0		OVERALL	0- 4		1- 2		14- 6		
7- 5	0- 0	0- 0		HOME	0- 3		0- 1		7- 1		
5- 6	0- 0	0- 0		AWAY	0- 1		1- 0		4- 5		
3- 1	0- 0	0- 0		NEUTRAL	0- 0		0- 1		3- 0		
<hr/>											
5- 5	0- 0	0- 0		NON-CONFERENCE	0- 2		1- 2		4- 1		
0- 3	0- 0	0- 0		HOME	0- 2		0- 1		0- 0		
2- 1	0- 0	0- 0		AWAY	0- 0		1- 0		1- 1		
3- 1	0- 0	0- 0		NEUTRAL	0- 0		0- 1		3- 0		
<hr/>											
10- 7	0- 0	0- 0		CONFERENCE	0- 2		0- 0		10- 5		
7- 2	0- 0	0- 0		HOME	0- 1		0- 0		7- 1		
3- 5	0- 0	0- 0		AWAY	0- 1		0- 0		3- 4		
0- 0	0- 0	0- 0		NEUTRAL	0- 0		0- 0		0- 0		
<hr/>											
RPI S	Opponent	Score	RPI S	Opponent	Score	RPI S	Opponent	Score	RPI S	Opponent	Score
						59 H	UAB	1 3	112 A	Mississippi St.	3 1
						94 A	Morehead St.	0 3	142 N	Belmont	2 3
						94 H	Morehead St.	1 3	148 H	Stephen F. Austin	1 3
						96 H	Illinois St.	0 3	178 A	Tennessee St.	1 3
									216 A	Eastern Ky.	1 3
									216 H	Eastern Ky.	3 0
									218 A	UMKC	0 3
									219 N	Southern Ill.	3 2
									254 A	Austin Peay	3 1
									254 H	Austin Peay	2 3
									258 A	Southeast Mo. St.	1 3
									258 H	Southeast Mo. St.	3 1
									263 A	Jacksonville St.	3 1
									263 H	Jacksonville St.	3 2
									274 H	SIU Edwardsville	3 1
									277 A	Murray St.	2 3
									277 H	Murray St.	3 1
									290 H	Eastern Ill.	3 0
									294 A	Alabama A&M	3 1
									301 N	Montana St.	3 0
									306 A	Tennessee Tech	3 1
									306 H	Tennessee Tech	3 1
									309 N	Southeastern La.	3 0
			LAST 10 GAMES								
			254 H	Austin Peay	2 3	306 H	Tennessee Tech	3 1			
			258 A	Southeast Mo. St.	1 3	178 A	Tennessee St.	1 3			
			277 A	Murray St.	2 3	254 A	Austin Peay	3 1			
			216 H	Eastern Ky.	3 0	263 H	Jacksonville St.	3 2			
			94 H	Morehead St.	1 3	274 H	SIU Edwardsville	3 1			

Non-Div. I Games:

UT Martin

Average RPI Win: 253		WON-LOST	WINNING	LAST 10	STRENGTH OF		OPP. STRENGTH	TEAM	ADJ	CONF.	ADJ CONF.
Average RPI Loss: 160		RECORD	PCT. RANK	GAMES	SCHEDULE		OF SCHEDULE	RPI	RPI	RPI	RPI
DIV. I ONLY		13- 15	.46429	181	5- 5		206	253	208	.43708	215
DIV. I NON-CONF.		9- 8	.52941	160	3- 0		185	253	180	.47497	186
TOTALS		RPI 1-25	RPI 26-50		W-L RECORDS		RPI 51-100		RPI 101-150		RPI 150+
13- 15	0- 0	0- 1		OVERALL		1- 3		0- 3		12- 8	
6- 3	0- 0	0- 0		HOME		0- 1		0- 1		6- 1	
4- 7	0- 0	0- 0		AWAY		1- 1		0- 1		3- 5	
3- 5	0- 0	0- 1		NEUTRAL		0- 1		0- 1		3- 2	
9- 8	0- 0	0- 1		NON-CONFERENCE		1- 2		0- 2		8- 3	
4- 0	0- 0	0- 0		HOME		0- 0		0- 0		4- 0	
2- 3	0- 0	0- 0		AWAY		1- 1		0- 1		1- 1	
3- 5	0- 0	0- 1		NEUTRAL		0- 1		0- 1		3- 2	
4- 7	0- 0	0- 0		CONFERENCE		0- 1		0- 1		4- 5	
2- 3	0- 0	0- 0		HOME		0- 1		0- 1		2- 1	
2- 4	0- 0	0- 0		AWAY		0- 0		0- 0		2- 4	
0- 0	0- 0	0- 0		NEUTRAL		0- 0		0- 0		0- 0	
RPI S	Opponent	Score	RPI S	Opponent	Score	RPI S	Opponent	Score	RPI S	Opponent	Score
			35 N	Michigan St.	0 3	74 A	UCF	1 3	125 N	Georgetown	0 3
						78 A	Col. of Charleston	3 2	126 A	Ga. Southern	0 3
						85 H	Lipscomb	0 3	142 H	Belmont	1 3
						93 N	Wyoming	1 3	172 H	Kennesaw St.	1 3
									173 A	Fla. Gulf Coast	0 3
									183 A	Wake Forest	0 3
									205 N	A&M-Corpus Christi	1 3
									207 A	East Tenn. St.	1 3
									222 N	South Ala.	3 2
									230 N	UNC Wilmington	2 3
									241 H	Presbyterian	3 0
									242 A	Jacksonville	3 2
									242 H	Jacksonville	3 2
									256 A	Mercer	0 3
									256 H	Mercer	3 1
									264 H	Florida A&M	3 1
									264 N	Florida A&M	3 1
									270 H	South Carolina St.	3 0
									288 A	Stetson	3 0
									291 A	S.C. Upstate	0 3
									302 N	Charleston So.	3 2
									312 A	Bethune-Cookman	3 0
									312 H	Bethune-Cookman	3 0
			LAST 10 GAMES								
			242 A	Jacksonville	3 2	312 A	Bethune-Cookman	3 0			
			256 A	Mercer	0 3	85 H	Lipscomb	0 3			
			312 H	Bethune-Cookman	3 0	142 H	Belmont	1 3			
			264 H	Florida A&M	3 1	207 A	East Tenn. St.	1 3			
			242 H	Jacksonville	3 2	291 A	S.C. Upstate	0 3			

Non-Div. I Games:

North Florida

Average RPI Win: 256		WON-LOST	WINNING	LAST 10	STRENGTH OF		OPP. STRENGTH	TEAM	ADJ	CONF.	ADJ CONF.
Average RPI Loss: 175		RECORD	PCT. RANK	GAMES	SCHEDULE		OF SCHEDULE	RPI	RPI	RPI	RPI
DIV. I ONLY		14- 15	.48276	170	4- 6		202	277	203	.43702	216
DIV. I NON-CONF.		5- 6	.45455	194	0- 0		111	255	170	.48847	169
TOTALS		RPI 1-25	RPI 26-50		W-L RECORDS		RPI 51-100		RPI 101-150		RPI 150+
14- 15	0- 0	0- 0		OVERALL		0- 3		1- 3		13- 9	
7- 3	0- 0	0- 0		HOME		0- 1		0- 0		7- 2	
3- 9	0- 0	0- 0		AWAY		0- 1		1- 2		2- 6	
4- 3	0- 0	0- 0		NEUTRAL		0- 1		0- 1		4- 1	
5- 6	0- 0	0- 0		NON-CONFERENCE		0- 1		1- 3		4- 2	
0- 0	0- 0	0- 0		HOME		0- 0		0- 0		0- 0	
1- 3	0- 0	0- 0		AWAY		0- 0		1- 2		0- 1	
4- 3	0- 0	0- 0		NEUTRAL		0- 1		0- 1		4- 1	
9- 9	0- 0	0- 0		CONFERENCE		0- 2		0- 0		9- 7	
7- 3	0- 0	0- 0		HOME		0- 1		0- 0		7- 2	
2- 6	0- 0	0- 0		AWAY		0- 1		0- 0		2- 5	
0- 0	0- 0	0- 0		NEUTRAL		0- 0		0- 0		0- 0	
RPI S	Opponent	Score	RPI S	Opponent	Score	RPI S	Opponent	Score	RPI S	Opponent	Score
						59 N	UAB	0 3	123 A	Duquesne	0 3
						94 A	Morehead St.	0 3	130 N	Bowling Green	2 3
						94 H	Morehead St.	1 3	137 A	Pittsburgh	0 3
									150 A	South Fla.	3 1
									167 N	Troy	3 2
									172 A	Kennesaw St.	2 3
									178 A	Tennessee St.	1 3
									178 H	Tennessee St.	2 3
									202 N	Rhode Island	2 3
									212 N	Md.-East. Shore	3 0
									213 A	UT Martin	0 3
									213 H	UT Martin	3 1
									254 A	Austin Peay	2 3
									254 H	Austin Peay	3 1
									258 A	Southeast Mo. St.	1 3
									258 H	Southeast Mo. St.	1 3
									263 H	Jacksonville St.	3 0
									274 A	SIU Edwardsville	3 1
									274 H	SIU Edwardsville	3 0
									277 A	Murray St.	0 3
									277 H	Murray St.	3 2
									290 A	Eastern Ill.	3 1
									290 H	Eastern Ill.	3 2
									306 H	Tennessee Tech	3 0
									307 N	Howard	3 1
									312 N	Bethune-Cookman	3 2
LAST 10 GAMES											
						258 H	Southeast Mo. St.	1 3	213 A	UT Martin	0 3
						277 H	Murray St.	3 2	178 A	Tennessee St.	1 3
						94 H	Morehead St.	1 3	277 A	Murray St.	0 3
						290 H	Eastern Ill.	3 2	258 A	Southeast Mo. St.	1 3
						274 H	SIU Edwardsville	3 0	306 H	Tennessee Tech	3 0

Non-Div. I Games:

Eastern Ky.

Average RPI Win: 243		WON-LOST	WINNING	LAST 10	STRENGTH OF		OPP. STRENGTH	TEAM	ADJ	CONF.	ADJ CONF.
Average RPI Loss: 126		RECORD	PCT. RANK	GAMES	SCHEDULE		OF SCHEDULE	RPI	RPI	RPI	RPI
DIV. I ONLY		7- 17	.29167	271	0- 10		143	174	235	.43663	217
DIV. I NON-CONF.		5- 7	.41667	208	0- 0		152	187	190	.47996	180
TOTALS		RPI 1-25	RPI 26-50		W-L RECORDS		RPI 51-100		RPI 101-150		RPI 150+
7- 17	0- 0	0- 1		OVERALL		0- 6		0- 5		7- 5	
5- 4	0- 0	0- 0		HOME		0- 2		0- 1		5- 1	
1- 9	0- 0	0- 0		AWAY		0- 3		0- 2		1- 4	
1- 4	0- 0	0- 1		NEUTRAL		0- 1		0- 2		1- 0	
5- 7	0- 0	0- 1		NON-CONFERENCE		0- 2		0- 4		5- 0	
3- 1	0- 0	0- 0		HOME		0- 0		0- 1		3- 0	
1- 2	0- 0	0- 0		AWAY		0- 1		0- 1		1- 0	
1- 4	0- 0	0- 1		NEUTRAL		0- 1		0- 2		1- 0	
2- 10	0- 0	0- 0		CONFERENCE		0- 4		0- 1		2- 5	
2- 3	0- 0	0- 0		HOME		0- 2		0- 0		2- 1	
0- 7	0- 0	0- 0		AWAY		0- 2		0- 1		0- 4	
0- 0	0- 0	0- 0		NEUTRAL		0- 0		0- 0		0- 0	
RPI S	Opponent	Score	RPI S	Opponent	Score	RPI S	Opponent	Score	RPI S	Opponent	Score
			26 N	Western Mich.	0 3	68 H	Northeastern	0 3	104 A	George Washington	1 3
						79 A	Delaware	1 3	106 N	Central Mich.	1 3
						86 N	Appalachian St.	1 3	113 H	American	0 3
						94 A	Morehead St.	0 3	125 N	Georgetown	0 3
						100 A	James Madison	0 3	129 A	Towson	0 3
						100 H	James Madison	2 3	155 A	VCU	2 3
									155 H	VCU	3 1
									184 H	Hofstra	0 3
									186 A	Marshall	3 1
									198 A	Georgia St.	2 3
									230 A	UNC Wilmington	2 3
									236 H	UNC Greensboro	3 1
									239 A	William & Mary	1 3
									239 H	William & Mary	3 1
									280 N	East Carolina	3 0
									295 H	High Point	3 0
									308 H	Navy	3 0
LAST 10 GAMES											
			100 H	James Madison	2 3	184 H	Hofstra	0 3			
			230 A	UNC Wilmington	2 3	68 H	Northeastern	0 3			
			198 A	Georgia St.	2 3	79 A	Delaware	1 3			
			155 A	VCU	2 3	129 A	Towson	0 3			
			239 A	William & Mary	1 3	100 A	James Madison	0 3			

Non-Div. I Games:

George Mason

UMKC

Average RPI Win: 224		WON-LOST	WINNING	LAST 10	STRENGTH OF		OPP. STRENGTH	TEAM	ADJ		CONF.	ADJ CONF.
Average RPI Loss: 149		RECORD	PCT. RANK	GAMES	SCHEDULE		OF SCHEDULE	RPI	RPI		RPI	RPI
DIV. I ONLY		10- 15	.4 216	5- 4	185		208	219	.43589 218		14	14
DIV. I NON-CONF.		5- 4	.55556 146	0- 0	270		309	215	.44224 219		14	14
TOTALS		RPI 1-25	RPI 26-50	W-L RECORDS	RPI 51-100		RPI 101-150	RPI 150+				
10- 15	0- 0		0- 1	OVERALL	1- 4		1- 5	8- 5				
5- 7	0- 0		0- 1	HOME	1- 1		0- 4	4- 1				
3- 6	0- 0		0- 0	AWAY	0- 3		1- 1	2- 2				
2- 2	0- 0		0- 0	NEUTRAL	0- 0		0- 0	2- 2				
5- 4	0- 0		0- 0	NON-CONFERENCE	0- 1		0- 1	5- 2				
2- 1	0- 0		0- 0	HOME	0- 0		0- 1	2- 0				
1- 1	0- 0		0- 0	AWAY	0- 1		0- 0	1- 0				
2- 2	0- 0		0- 0	NEUTRAL	0- 0		0- 0	2- 2				
5- 11	0- 0		0- 1	CONFERENCE	1- 3		1- 4	3- 3				
3- 6	0- 0		0- 1	HOME	1- 1		0- 3	2- 1				
2- 5	0- 0		0- 0	AWAY	0- 2		1- 1	1- 2				
0- 0	0- 0		0- 0	NEUTRAL	0- 0		0- 0	0- 0				
RPI S	Opponent	Score	RPI S	Opponent	Score	RPI S	Opponent	Score	RPI S	Opponent	Score	
			44 H	North Dakota St.	1 3	71 A	Oral Roberts	0 3	122 A	IUPUI	3 2	
						71 H	Oral Roberts	1 3	122 H	IUPUI	0 3	
						72 A	IPFW	1 3	138 A	Oakland	0 3	
						72 H	IPFW	3 2	138 H	Oakland	1 3	
						98 A	Army	2 3	142 H	Belmont	0 3	
									146 H	South Dakota St.	0 3	
									185 A	South Dakota	0 3	
									185 H	South Dakota	3 2	
									213 H	UT Martin	3 0	
									227 A	Southern Utah	0 3	
									227 H	Southern Utah	3 1	
									252 A	Western Ill.	3 2	
									252 H	Western Ill.	1 3	
									262 A	Radford	3 2	
									267 N	Bryant	2 3	
									269 N	Hartford	0 3	
									291 N	S.C. Upstate	3 0	
									301 H	Montana St.	3 1	
									318 N	Chicago St.	3 1	
			LAST 10 GAMES									
			138 H	Oakland	1 3	227 H	Southern Utah	3 1				
			72 H	IPFW	3 2	71 H	Oral Roberts	1 3				
			252 A	Western Ill.	3 2	72 A	IPFW	1 3				
			122 A	IUPUI	3 2	138 A	Oakland	0 3				
			185 H	South Dakota	3 2	44 H	North Dakota St.	1 3				

Non-Div. I Games: Neb. Omaha 3 2 Neb. Omaha 2 3

UMKC

Average RPI Win:	219	WON-LOST	WINNING	LAST 10	STRENGTH OF	OPP. STRENGTH	TEAM	ADJ	CONF.	ADJ CONF.	
Average RPI Loss:	128	RECORD	PCT. RANK	GAMES	SCHEDULE	OF SCHEDULE	RPI	RPI	RPI	RPI	
DIV. I ONLY	9- 14	.3913	227	2- 8	214	121	220	.43586	219	9	9
DIV. I NON-CONF.	6- 3	.66667	81	0- 0	306	222	193	.46625	196	8	8
<hr/>											
TOTALS	RPI 1-25	RPI 26-50		W-L RECORDS		RPI 51-100		RPI 101-150		RPI 150+	
9- 14	0- 1	0- 2		OVERALL		0- 4		1- 1		8- 6	
5- 6	0- 0	0- 2		HOME		0- 2		0- 1		5- 1	
3- 6	0- 1	0- 0		AWAY		0- 2		1- 0		2- 3	
1- 2	0- 0	0- 0		NEUTRAL		0- 0		0- 0		1- 2	
6- 3	0- 0	0- 0		NON-CONFERENCE		0- 0		1- 1		5- 2	
3- 1	0- 0	0- 0		HOME		0- 0		0- 1		3- 0	
2- 0	0- 0	0- 0		AWAY		0- 0		1- 0		1- 0	
1- 2	0- 0	0- 0		NEUTRAL		0- 0		0- 0		1- 2	
3- 11	0- 1	0- 2		CONFERENCE		0- 4		0- 0		3- 4	
2- 5	0- 0	0- 2		HOME		0- 2		0- 0		2- 1	
1- 6	0- 1	0- 0		AWAY		0- 2		0- 0		1- 3	
0- 0	0- 0	0- 0		NEUTRAL		0- 0		0- 0		0- 0	
RPI S	Opponent	Score	RPI S	Opponent	Score	RPI S	Opponent	Score	RPI S	Opponent	Score
5	A UNI	0 3	38	H Missouri St.	0 3	53	A Creighton	2 3	112	A Mississippi St.	3 2
			48	H Wichita St.	0 3	53	H Creighton	1 3	145	H Memphis	0 3
						96	A Illinois St.	1 3	182	A Drake	2 3
						96	H Illinois St.	1 3	182	H Drake	3 1
									191	A Evansville	0 3
									191	H Evansville	3 2
									204	A Tulane	3 0
									210	A Indiana St.	3 1
									210	H Indiana St.	1 3
									211	H Green Bay	3 2
									213	N UT Martin	2 3
									221	A Bradley	2 3
									239	N William & Mary	2 3
									274	H SIU Edwardsville	3 2
									277	H Murray St.	3 0
									309	N Southeastern La.	3 0
<hr/>											
LAST 10 GAMES											
			210	H Indiana St.	1 3	48	H Wichita St.	0 3			
			96	H Illinois St.	1 3	38	H Missouri St.	0 3			
			191	A Evansville	0 3	96	A Illinois St.	1 3			
			182	A Drake	2 3	210	A Indiana St.	3 1			
			53	A Creighton	2 3	191	H Evansville	3 2			

Non-Div. I Games:

Southern Ill.

Average RPI Win: 283		WON-LOST	WINNING	LAST 10	STRENGTH OF		OPP. STRENGTH	TEAM	ADJ	CONF.	ADJ CONF.
Average RPI Loss: 163		RECORD	PCT. RANK	GAMES	SCHEDULE		OF SCHEDULE	RPI	RPI	RPI	RPI
DIV. I ONLY		18- 12	.6 113	4- 6	300		291	222	.434 220	20	20
DIV. I NON-CONF.		13- 3	.8125 37	0- 0	288		327	156	.49834 157	19	18
TOTALS		RPI 1-25	RPI 26-50	W-L RECORDS	RPI 51-100		RPI 101-150	RPI 150+			
18- 12	0- 0		0- 0	OVERALL	0- 3		0- 3	18- 6			
10- 6	0- 0		0- 0	HOME	0- 1		0- 2	10- 3			
5- 5	0- 0		0- 0	AWAY	0- 2		0- 1	5- 2			
3- 1	0- 0		0- 0	NEUTRAL	0- 0		0- 0	3- 1			
13- 3	0- 0		0- 0	NON-CONFERENCE	0- 1		0- 1	13- 1			
7- 1	0- 0		0- 0	HOME	0- 0		0- 1	7- 0			
3- 1	0- 0		0- 0	AWAY	0- 1		0- 0	3- 0			
3- 1	0- 0		0- 0	NEUTRAL	0- 0		0- 0	3- 1			
5- 9	0- 0		0- 0	CONFERENCE	0- 2		0- 2	5- 5			
3- 5	0- 0		0- 0	HOME	0- 1		0- 1	3- 3			
2- 4	0- 0		0- 0	AWAY	0- 1		0- 1	2- 2			
0- 0	0- 0		0- 0	NEUTRAL	0- 0		0- 0	0- 0			
RPI S	Opponent	Score	RPI S	Opponent	Score	RPI S	Opponent	Score	RPI S	Opponent	Score
						66 A	New Mexico St.	0 3	107 H	UTEP	0 3
						81 A	UTSA	0 3	135 H	Sam Houston St.	1 3
						90 H	Texas St.	1 3	148 A	Stephen F. Austin	0 3
									194 N	Portland St.	0 3
									196 H	Central Ark.	0 3
									201 H	Texas-Arlington	3 2
									205 A	A&M-Corpus Christi	2 3
									222 H	South Ala.	3 1
									237 A	Jackson St.	3 2
									237 H	Jackson St.	3 2
									238 A	Lamar	0 3
									238 H	Lamar	0 3
									244 H	La.-Monroe	3 2
									257 A	McNeese St.	3 2
									257 H	McNeese St.	3 0
									261 H	Northwestern St.	1 3
									294 H	Alabama A&M	3 0
									309 A	Southeastern La.	3 1
									309 H	Southeastern La.	3 2
									311 H	Alabama St.	3 0
									313 A	Grambling	3 0
									313 H	Grambling	3 0
									314 N	Mississippi Val.	3 0
									317 H	Southern U.	3 0
									317 N	Southern U.	3 0
									321 N	Texas Southern	3 0
									326 A	Alcorn St.	3 0
				LAST 10 GAMES							
				201 H	Texas-Arlington	3 2	309 H	Southeastern La.	3 2		
				90 H	Texas St.	1 3	81 A	UTSA	0 3		
				238 H	Lamar	0 3	205 A	A&M-Corpus Christi	2 3		
				257 H	McNeese St.	3 0	135 H	Sam Houston St.	1 3		
				148 A	Stephen F. Austin	0 3	309 A	Southeastern La.	3 1		

Non-Div. I Games:

Nicholls St.

Average RPI Win: 266		WON-LOST RECORD		WINNING PCT. RANK		LAST 10 GAMES		STRENGTH OF SCHEDULE		OPP. STRENGTH OF SCHEDULE		TEAM RPI		ADJ RPI		CONF. RPI		ADJ CONF. RPI	
DIV. I ONLY		7- 15		.31818 260		2- 8		153		154		226		.43368 221		9		9	
DIV. I NON-CONF.		5- 3		.625 105		1- 0		321		308		244		.42374 243		8		8	
TOTALS		RPI 1-25		RPI 26-50		W-L RECORDS		RPI 51-100		RPI 101-150		RPI 150+							
7- 15		0- 2		0- 4		OVERALL		0- 3		0- 0		7- 6							
3- 6		0- 1		0- 2		HOME		0- 1		0- 0		3- 2							
0- 9		0- 1		0- 2		AWAY		0- 2		0- 0		0- 4							
4- 0		0- 0		0- 0		NEUTRAL		0- 0		0- 0		4- 0							
5- 3		0- 0		0- 0		NON-CONFERENCE		0- 0		0- 0		5- 3							
1- 1		0- 0		0- 0		HOME		0- 0		0- 0		1- 1							
0- 2		0- 0		0- 0		AWAY		0- 0		0- 0		0- 2							
4- 0		0- 0		0- 0		NEUTRAL		0- 0		0- 0		4- 0							
2- 12		0- 2		0- 4		CONFERENCE		0- 3		0- 0		2- 3							
2- 5		0- 1		0- 2		HOME		0- 1		0- 0		2- 1							
0- 7		0- 1		0- 2		AWAY		0- 2		0- 0		0- 2							
0- 0		0- 0		0- 0		NEUTRAL		0- 0		0- 0		0- 0							
RPI	S	Opponent		Score	RPI	S	Opponent		Score	RPI	S	Opponent		Score	RPI	S	Opponent		Score
5	A	UNI		0 <div>3</div>	38	A	Missouri St.		0 <div>3</div>	53	A	Creighton		1 <div>3</div>	182	A	Drake		1 <div>3</div>
5	H	UNI		0 <div>3</div>	38	H	Missouri St.		1 <div>3</div>	96	A	Illinois St.		1 <div>3</div>	191	H	Evansville		0 <div>3</div>
					48	A	Wichita St.		0 <div>3</div>	96	H	Illinois St.		0 <div>3</div>	210	A	Indiana St.		2 <div>3</div>
					48	H	Wichita St.		0 <div>3</div>					210	H	Indiana St.		3 1	
														219	H	Southern Ill.		3 2	
														226	A	Akron		0 <div>3</div>	
														235	H	Ill.-Chicago		0 <div>3</div>	
														266	N	Canisius		3 0	
														272	A	Coastal Caro.		1 <div>3</div>	
														273	N	Iona		3 1	
														292	H	Loyola Chicago		3 0	
														297	N	Gardner-Webb		3 0	
														305	N	Saint Francis (PA)		3 1	
LAST 10 GAMES																			
					5	H	UNI		0 <div>3</div>					96	H	Illinois St.		0 <div>3</div>	
					38	A	Missouri St.		0 <div>3</div>					182	A	Drake		1 <div>3</div>	
					48	A	Wichita St.		0 <div>3</div>					53	A	Creighton		1 <div>3</div>	
					292	H	Loyola Chicago		3 0					5	A	UNI		0 <div>3</div>	
					210	H	Indiana St.		3 1					48	H	Wichita St.		0 <div>3</div>	

Non-Div. I Games: Neb. Omaha 3 1 Neb. Omaha 3 0

Bradley

Average RPI Win: 257		WON-LOST RECORD		WINNING PCT. RANK		LAST 10 GAMES		STRENGTH OF SCHEDULE		OPP. STRENGTH OF SCHEDULE		TEAM RPI		ADJ RPI		CONF. RPI		ADJ CONF. RPI					
DIV. I ONLY		9- 17		.34615 242		2- 8		149		199		218		.43344 222		16		16					
DIV. I NON-CONF.		5- 7		.41667 208		0- 0		220		275		233		.42808 237		16		16					
TOTALS		RPI 1-25		RPI 26-50		W-L RECORDS		RPI 51-100		RPI 101-150		RPI 150+											
9- 17		0- 2		0- 3		OVERALL		0- 2		0- 2		9- 8											
4- 6		0- 1		0- 1		HOME		0- 0		0- 0		4- 4											
2- 8		0- 1		0- 1		AWAY		0- 2		0- 1		2- 3											
3- 3		0- 0		0- 1		NEUTRAL		0- 0		0- 1		3- 1											
5- 7		0- 0		0- 1		NON-CONFERENCE		0- 1		0- 1		5- 4											
2- 1		0- 0		0- 0		HOME		0- 0		0- 0		2- 1											
0- 3		0- 0		0- 0		AWAY		0- 1		0- 0		0- 2											
3- 3		0- 0		0- 1		NEUTRAL		0- 0		0- 1		3- 1											
4- 10		0- 2		0- 2		CONFERENCE		0- 1		0- 1		4- 4											
2- 5		0- 1		0- 1		HOME		0- 0		0- 0		2- 3											
2- 5		0- 1		0- 1		AWAY		0- 1		0- 1		2- 1											
0- 0		0- 0		0- 0		NEUTRAL		0- 0		0- 0		0- 0											
RPI	S	Opponent		Score		RPI	S	Opponent		Score		RPI	S	Opponent		Score							
25	A	Western Ky.		0 3		35	N	Michigan St.		0 3		74	A	UCF		0 3		111	A	Arkansas St.		1 3	
25	H	Western Ky.		0 3		49	A	Middle Tenn.		0 3		89	A	FIU		0 3		142	N	Belmont		0 3	
						49	H	Middle Tenn.		0 3								152	H	Denver		1 3	
																		157	H	North Texas		0 3	
																		167	A	Troy		3 1	
																		167	H	Troy		1 3	
																		204	A	Tulane		2 3	
																		215	N	North Florida		2 3	
																		220	A	Nicholls St.		1 3	
																		223	A	UALR		0 3	
																		231	H	La.-Lafayette		3 1	
																		237	N	Jackson St.		3 0	
																		238	N	Lamar		3 0	
																		244	H	La.-Monroe		3 1	
																		275	H	Louisiana Tech		1 3	
																		283	A	Fla. Atlantic		3 0	
																		294	H	Alabama A&M		3 0	
																		309	H	Southeastern La.		3 0	
																		311	N	Alabama St.		3 1	
						LAST 10 GAMES																	
						49	H	Middle Tenn.		0 3		152	H	Denver		1 3							
						25	H	Western Ky.		0 3		157	H	North Texas		0 3							
						167	A	Troy		3 1		167	H	Troy		1 3							
						89	A	FIU		0 3		25	A	Western Ky.		0 3							
						283	A	Fla. Atlantic		3 0		49	A	Middle Tenn.		0 3							

Non-Div. I Games:

South Ala.

UALR

Average RPI Win: 258		WON-LOST RECORD		WINNING PCT. RANK		LAST 10 GAMES		STRENGTH OF SCHEDULE		OPP. STRENGTH OF SCHEDULE		TEAM RPI		ADJ RPI		CONF. RPI		ADJ CONF. RPI	
Average RPI Loss: 119																			
DIV. I ONLY		10- 18		.35714 239		4- 6		181		189		232		.43288 223		16		16	
DIV. I NON-CONF.		5- 9		.35714 239		0- 0		222		241		249		.42319 244		16		16	
TOTALS		RPI 1-25		RPI 26-50		W-L RECORDS		RPI 51-100		RPI 101-150		RPI 150+							
10- 18		0- 2		0- 1		OVERALL		0- 4		0- 4		10- 7							
5- 3		0- 0		0- 0		HOME		0- 0		0- 1		5- 2							
1- 10		0- 2		0- 1		AWAY		0- 2		0- 3		1- 2							
4- 5		0- 0		0- 0		NEUTRAL		0- 2		0- 0		4- 3							
5- 9		0- 1		0- 0		NON-CONFERENCE		0- 3		0- 2		5- 3							
1- 0		0- 0		0- 0		HOME		0- 0		0- 0		1- 0							
0- 4		0- 1		0- 0		AWAY		0- 1		0- 2		0- 0							
4- 5		0- 0		0- 0		NEUTRAL		0- 2		0- 0		4- 3							
5- 9		0- 1		0- 1		CONFERENCE		0- 1		0- 2		5- 4							
4- 3		0- 0		0- 0		HOME		0- 0		0- 1		4- 2							
1- 6		0- 1		0- 1		AWAY		0- 1		0- 1		1- 2							
0- 0		0- 0		0- 0		NEUTRAL		0- 0		0- 0		0- 0							
RPI S	Opponent	Score		RPI S	Opponent	Score		RPI S	Opponent	Score		RPI S	Opponent	Score					
23 A	Oklahoma	0	3	49 A	Middle Tenn.	0	3	66 A	New Mexico St.	0	3	111 A	Arkansas St.	1	3				
25 A	Western Ky.	2	3					75 N	LSU	1	3	111 H	Arkansas St.	1	3				
								82 N	Northwestern	0	3	120 A	Ole Miss	0	3				
								89 A	FIU	0	3	145 A	Memphis	1	3				
												152 A	Denver	1	3				
												152 H	Denver	0	3				
												157 A	North Texas	0	3				
												157 H	North Texas	3	0				
												158 N	Boise St.	0	3				
												167 H	Troy	3	0				
												196 N	Central Ark.	2	3				
												198 N	Georgia St.	2	3				
												222 H	South Ala.	3	0				
												231 H	La.-Lafayette	2	3				
												244 H	La.-Monroe	3	2				
												258 H	Southeast Mo. St.	3	0				
												283 A	Fla. Atlantic	3	0				
												294 N	Alabama A&M	3	1				
												313 N	Grambling	3	0				
												316 N	Ark.-Pine Bluff	3	0				
												321 N	Texas Southern	3	0				
				LAST 10 GAMES															
				157 A North Texas				0 3				283 A Fla. Atlantic				3 0			
				152 A Denver				1 3				111 H Arkansas St.				1 3			
				231 H La.-Lafayette				2 3				152 H Denver				0 3			
				244 H La.-Monroe				3 2				157 H North Texas				3 0			
				89 A FIU				0 3				222 H South Ala.				3 0			

Non-Div. I Games:

UALR

Average RPI Win:	232	WON-LOST RECORD	WINNING PCT. RANK	LAST 10 GAMES	STRENGTH OF SCHEDULE	OPP. STRENGTH OF SCHEDULE	TEAM RPI	ADJ RPI	CONF. RPI	ADJ CONF. RPI	
DIV. I ONLY	8- 14	.36364	237	3- 7	180	188	228	.43222	224	19	19
DIV. I NON-CONF.	4- 6	.4	222	0- 0	246	137	236	.43585	227	21	21
<hr/>											
TOTALS	RPI 1-25	RPI 26-50		W-L RECORDS		RPI 51-100		RPI 101-150		RPI 150+	
8- 14	0- 0	0- 1		OVERALL		0- 3		0- 4		8- 6	
4- 7	0- 0	0- 0		HOME		0- 2		0- 1		4- 4	
4- 5	0- 0	0- 0		AWAY		0- 1		0- 2		4- 2	
0- 2	0- 0	0- 1		NEUTRAL		0- 0		0- 1		0- 0	
<hr/>											
4- 6	0- 0	0- 1		NON-CONFERENCE		0- 1		0- 3		4- 1	
3- 3	0- 0	0- 0		HOME		0- 1		0- 1		3- 1	
1- 1	0- 0	0- 0		AWAY		0- 0		0- 1		1- 0	
0- 2	0- 0	0- 1		NEUTRAL		0- 0		0- 1		0- 0	
<hr/>											
4- 8	0- 0	0- 0		CONFERENCE		0- 2		0- 1		4- 5	
1- 4	0- 0	0- 0		HOME		0- 1		0- 0		1- 3	
3- 4	0- 0	0- 0		AWAY		0- 1		0- 1		3- 2	
0- 0	0- 0	0- 0		NEUTRAL		0- 0		0- 0		0- 0	
<hr/>											
RPI	S	Opponent	Score	RPI	S	Opponent	Score	RPI	S	Opponent	Score
				41	N	Ohio St.	1 3	76	A	Yale	0 3
								76	H	Yale	0 3
								79	H	Delaware	0 3
								101	H	Villanova	1 3
								133	A	Toledo	2 3
								141	N	Alabama	2 3
								143	A	Columbia	2 3
								165	A	Princeton	2 3
								165	H	Princeton	0 3
								177	A	Dartmouth	3 2
								177	H	Dartmouth	3 0
								199	A	Harvard	1 3
								199	H	Harvard	2 3
								202	H	Rhode Island	3 0
								209	H	UMBC	3 1
								239	H	William & Mary	1 3
								259	H	Temple	3 1
								260	A	Cornell	3 1
								265	A	Brown	3 1
								265	H	Brown	2 3
								310	A	La Salle	3 0
<hr/>											
LAST 10 GAMES											
				265	A	Brown	3 1	76	H	Yale	0 3
				76	A	Yale	0 3	265	H	Brown	2 3
				177	A	Dartmouth	3 2	143	A	Columbia	2 3
				199	A	Harvard	1 3	260	A	Cornell	3 1
				165	H	Princeton	0 3	199	H	Harvard	2 3

Non-Div. I Games:

Penn

Average RPI Win: 271		WON-LOST	WINNING	LAST 10	STRENGTH OF		OPP. STRENGTH	TEAM	ADJ		CONF.	ADJ CONF.			
Average RPI Loss: 136		RECORD	PCT. RANK	GAMES	SCHEDULE		OF SCHEDULE	RPI	RPI		RPI	RPI			
DIV. I ONLY		10- 16	.38462	230	5- 5		177	264	231	.43199	225	22	22		
DIV. I NON-CONF.		7- 10	.41176	217	2- 0		212	269	228	.42575	241	23	24		
<hr/>															
TOTALS		RPI 1-25		RPI 26-50		W-L RECORDS		RPI 51-100		RPI 101-150		RPI 150+			
10- 16		0- 0		0- 0		OVERALL		0- 6		0- 4		10- 6			
5- 4		0- 0		0- 0		HOME		0- 1		0- 2		5- 1			
4- 6		0- 0		0- 0		AWAY		0- 3		0- 2		4- 1			
1- 6		0- 0		0- 0		NEUTRAL		0- 2		0- 0		1- 4			
7- 10		0- 0		0- 0		NON-CONFERENCE		0- 4		0- 0		7- 6			
4- 1		0- 0		0- 0		HOME		0- 0		0- 0		4- 1			
2- 3		0- 0		0- 0		AWAY		0- 2		0- 0		2- 1			
1- 6		0- 0		0- 0		NEUTRAL		0- 2		0- 0		1- 4			
3- 6		0- 0		0- 0		CONFERENCE		0- 2		0- 4		3- 0			
1- 3		0- 0		0- 0		HOME		0- 1		0- 2		1- 0			
2- 3		0- 0		0- 0		AWAY		0- 1		0- 2		2- 0			
0- 0		0- 0		0- 0		NEUTRAL		0- 0		0- 0		0- 0			
RPI	S	Opponent	Score	RPI	S	Opponent	Score	RPI	S	Opponent	Score	RPI	S	Opponent	Score
								57	N	TCU	0 3	115	A	Houston Baptist	0 3
								60	A	North Dakota	0 3	115	H	Houston Baptist	1 3
								60	H	North Dakota	1 3	124	A	Utah Valley	0 3
								63	N	Arkansas	0 3	124	H	Utah Valley	2 3
								97	A	Seton Hall	0 3	163	N	Boston College	0 3
								98	A	Army	1 3	165	N	Princeton	1 3
												177	N	Dartmouth	3 2
												184	H	Hofstra	3 2
												190	H	Lehigh	3 2
												193	N	Fairfield	1 3
												245	H	Fairleigh Dickinson	2 3
												247	N	Marist	0 3
												248	A	Rutgers	1 3
												287	A	Tex.-Pan American	3 2
												287	H	Tex.-Pan American	3 0
												304	H	Lafayette	3 0
												310	H	La Salle	3 0
												318	A	Chicago St.	3 2
												323	A	St. Francis (NY)	3 0
												325	A	Saint Peter's	3 0
LAST 10 GAMES															
								115	A	Houston Baptist	0 3	124	H	Utah Valley	2 3
								287	A	Tex.-Pan American	3 2	318	A	Chicago St.	3 2
								325	A	Saint Peter's	3 0	124	A	Utah Valley	0 3
								304	H	Lafayette	3 0	60	A	North Dakota	0 3
								60	H	North Dakota	1 3	287	H	Tex.-Pan American	3 0

Non-Div. I Games:

NJIT

Average RPI Win: 252		WON-LOST RECORD	WINNING PCT. RANK		LAST 10 GAMES		STRENGTH OF SCHEDULE		OPP. STRENGTH OF SCHEDULE		TEAM RPI	ADJ RPI	CONF. RPI	ADJ CONF. RPI
Average RPI Loss: 106														
DIV. I ONLY			4- 23	.14815 312	1- 9		68		134		240	.43148 226	7	7
DIV. I NON-CONF.			3- 10	.23077 277	0- 0		64		168		202	.4599 200	9	10
TOTALS		RPI 1-25	RPI 26-50		W-L RECORDS		RPI 51-100		RPI 101-150		RPI 150+			
4- 23	0- 1	0- 4		OVERALL		0- 5		0- 7		4- 6				
4- 7	0- 1	0- 2		HOME		0- 1		0- 1		4- 2				
0- 10	0- 0	0- 2		AWAY		0- 2		0- 4		0- 2				
0- 6	0- 0	0- 0		NEUTRAL		0- 2		0- 2		0- 2				
3- 10	0- 0	0- 2		NON-CONFERENCE		0- 3		0- 3		3- 2				
3- 0	0- 0	0- 0		HOME		0- 0		0- 0		3- 0				
0- 4	0- 0	0- 2		AWAY		0- 1		0- 1		0- 0				
0- 6	0- 0	0- 0		NEUTRAL		0- 2		0- 2		0- 2				
1- 13	0- 1	0- 2		CONFERENCE		0- 2		0- 4		1- 4				
1- 7	0- 1	0- 2		HOME		0- 1		0- 1		1- 2				
0- 6	0- 0	0- 0		AWAY		0- 1		0- 3		0- 2				
0- 0	0- 0	0- 0		NEUTRAL		0- 0		0- 0		0- 0				
RPI S	Opponent	Score	RPI S	Opponent	Score	RPI S	Opponent	Score	RPI S	Opponent	Score			
19 H	Northern Ill.	2 3	26 H	Western Mich.	0 3	52 H	Ohio	0 3	106 A	Central Mich.	0 3			
			34 H	Ball St.	1 3	59 N	UAB	0 3	111 N	Arkansas St.	0 3			
			40 A	Marquette	0 3	62 A	Milwaukee	1 3	128 A	Cleveland St.	1 3			
			41 A	Ohio St.	0 3	67 A	Eastern Mich.	0 3	130 A	Bowling Green	0 3			
						88 N	Albany (NY)	1 3	130 H	Bowling Green	0 3			
									133 A	Toledo	1 3			
									136 N	Maryland	0 3			
									167 N	Troy	0 3			
									169 A	Miami (OH)	0 3			
									169 H	Miami (OH)	2 3			
									176 N	Southern Miss.	2 3			
									203 A	Buffalo	2 3			
									203 H	Buffalo	2 3			
									214 H	Kent St.	3 0			
									221 H	Bradley	3 0			
									266 H	Canisius	3 1			
									305 H	Saint Francis (PA)	3 0			
			LAST 10 GAMES											
			130 H	Bowling Green	0 3	106 A	Central Mich.	0 3						
			169 H	Miami (OH)	2 3	26 H	Western Mich.	0 3						
			133 A	Toledo	1 3	19 H	Northern Ill.	2 3						
			203 A	Buffalo	2 3	214 H	Kent St.	3 0						
			67 A	Eastern Mich.	0 3	52 H	Ohio	0 3						

Non-Div. I Games:

Akron

Average RPI Win:		193	WON-LOST RECORD		WINNING PCT. RANK		LAST 10 GAMES		STRENGTH OF SCHEDULE		OPP. STRENGTH OF SCHEDULE		TEAM RPI		ADJ RPI		CONF. RPI		ADJ CONF. RPI				
DIV. I ONLY			9- 19		.32143 256		5- 5		157		147		223		.43033 227		14		14				
DIV. I NON-CONF.			3- 8		.27273 265		1- 0		193		166		255		.40738 260		14		14				
TOTALS		RPI 1-25		RPI 26-50		W-L RECORDS		RPI 51-100		RPI 101-150		RPI 150+											
9- 19		0- 0		0- 2		OVERALL		0- 5		3- 5		6- 7											
6- 7		0- 0		0- 1		HOME		0- 2		2- 1		4- 3											
2- 9		0- 0		0- 1		AWAY		0- 3		0- 4		2- 1											
1- 3		0- 0		0- 0		NEUTRAL		0- 0		1- 0		0- 3											
3- 8		0- 0		0- 0		NON-CONFERENCE		0- 2		1- 1		2- 5											
2- 3		0- 0		0- 0		HOME		0- 1		0- 0		2- 2											
0- 2		0- 0		0- 0		AWAY		0- 1		0- 1		0- 0											
1- 3		0- 0		0- 0		NEUTRAL		0- 0		1- 0		0- 3											
6- 11		0- 0		0- 2		CONFERENCE		0- 3		2- 4		4- 2											
4- 4		0- 0		0- 1		HOME		0- 1		2- 1		2- 1											
2- 7		0- 0		0- 1		AWAY		0- 2		0- 3		2- 1											
0- 0		0- 0		0- 0		NEUTRAL		0- 0		0- 0		0- 0											
RPI	S	Opponent		Score		RPI	S	Opponent		Score		RPI	S	Opponent		Score							
						44	A	North Dakota St.		0	3	60	A	North Dakota		0	3	119	N	Cal St. Northridge		3	1
						44	H	North Dakota St.		1	3	71	A	Oral Roberts		1	3	122	A	IUPUI		1	3
												72	A	IPFW		1	3	122	H	IUPUI		3	1
												72	H	IPFW		1	3	138	A	Oakland		0	3
												84	H	Pacific		0	3	138	H	Oakland		1	3
																		146	A	South Dakota St.		1	3
																		146	H	South Dakota St.		3	1
																		149	A	UNLV		2	3
																		158	H	Boise St.		0	3
																		161	H	Utah St.		3	2
																		182	H	Drake		1	3
																		185	A	South Dakota		3	2
																		185	H	South Dakota		2	3
																		197	N	Eastern Wash.		2	3
																		208	N	Montana		2	3
																		211	N	Green Bay		0	3
																		218	A	UMKC		1	3
																		218	H	UMKC		3	0
																		252	A	Western Ill.		3	2
																		252	H	Western Ill.		3	0
																		281	H	CSU Bakersfield		3	2
LAST 10 GAMES																							
						44	H	North Dakota St.		1	3	122	H	IUPUI		3	1						
						146	H	South Dakota St.		3	1	218	A	UMKC		1	3						
						138	A	Oakland		0	3	185	A	South Dakota		3	2						
						72	A	IPFW		1	3	281	H	CSU Bakersfield		3	2						
						252	H	Western Ill.		3	0	146	A	South Dakota St.		1	3						

Non-Div. I Games:

Southern Utah

Average RPI Win:	258	WON-LOST RECORD	WINNING PCT. RANK	LAST 10 GAMES		STRENGTH OF SCHEDULE	OPP. STRENGTH OF SCHEDULE	TEAM RPI	ADJ RPI	CONF. RPI	ADJ CONF. RPI
DIV. I ONLY		14- 15	.48276 170	6- 4		235	273	217	.42683 228	29	29
DIV. I NON-CONF.		5- 10	.33333 243	1- 0		203	220	246	.41845 251	29	29
TOTALS	RPI 1-25		RPI 26-50	W-L RECORDS		RPI 51-100			RPI 101-150		RPI 150+
14- 15	0- 0		0- 0	OVERALL		1- 2			1- 3		12- 10
6- 5	0- 0		0- 0	HOME		0- 1			1- 1		5- 3
7- 5	0- 0		0- 0	AWAY		1- 1			0- 0		6- 4
1- 5	0- 0		0- 0	NEUTRAL		0- 0			0- 2		1- 3
5- 10	0- 0		0- 0	NON-CONFERENCE		0- 2			1- 3		4- 5
3- 2	0- 0		0- 0	HOME		0- 1			1- 1		2- 0
1- 3	0- 0		0- 0	AWAY		0- 1			0- 0		1- 2
1- 5	0- 0		0- 0	NEUTRAL		0- 0			0- 2		1- 3
9- 5	0- 0		0- 0	CONFERENCE		1- 0			0- 0		8- 5
3- 3	0- 0		0- 0	HOME		0- 0			0- 0		3- 3
6- 2	0- 0		0- 0	AWAY		1- 0			0- 0		5- 2
0- 0	0- 0		0- 0	NEUTRAL		0- 0			0- 0		0- 0
RPI S Opponent	Score		RPI S Opponent	Score		RPI S Opponent	Score		RPI S Opponent	Score	
						67 H Eastern Mich.	0 3		122 N IUPUI	0 3	
						95 A Sacred Heart	3 1		123 H Duquesne	1 3	
						100 A James Madison	0 3		129 N Towson	0 3	
									137 H Pittsburgh	3 0	
									168 A West Virginia	1 3	
									170 N Valparaiso	0 3	
									175 A Long Island	3 1	
									175 H Long Island	2 3	
									190 N Lehigh	2 3	
									192 A Central Conn. St.	1 3	
									192 H Central Conn. St.	1 3	
									214 A Kent St.	2 3	
									239 N William & Mary	0 3	
									245 A Fairleigh Dickinson	3 0	
									245 H Fairleigh Dickinson	3 1	
									267 A Bryant	2 3	
									267 H Bryant	2 3	
									272 N Coastal Caro.	3 2	
									287 H Tex.-Pan American	3 1	
									296 H Morgan St.	3 0	
									298 A Youngstown St.	3 1	
				LAST 10 GAMES					300 A Quinnipiac	3 1	
				192 A Central Conn. St.	1 3	245 A Fairleigh Dickinson	3 0		305 A Saint Francis (PA)	3 2	
				267 A Bryant	2 3	300 A Quinnipiac	3 1		305 H Saint Francis (PA)	3 0	
				323 H St. Francis (NY)	3 0	95 A Sacred Heart	3 1		323 A St. Francis (NY)	3 0	
				175 H Long Island	2 3	137 H Pittsburgh	3 0		323 H St. Francis (NY)	3 0	
				305 A Saint Francis (PA)	3 2	192 H Central Conn. St.	1 3				

Non-Div. I Games:

Robert Morris

Average RPI Win:	238	WON-LOST	WINNING	LAST 10	STRENGTH OF	OPP. STRENGTH	TEAM	ADJ	CONF.	ADJ CONF.	
Average RPI Loss:	119	RECORD	PCT. RANK	GAMES	SCHEDULE	OF SCHEDULE	RPI	RPI	RPI	RPI	
DIV. I ONLY	10- 19	.34483	247	1- 9	221	133	243	.42625	229	11	12
DIV. I NON-CONF.	9- 8	.52941	160	0- 0	275	186	206	.45178	209	11	11
<hr/>											
TOTALS	RPI 1-25	RPI 26-50		W-L RECORDS	RPI 51-100		RPI 101-150		RPI 150+		
10- 19	0- 1	0- 3		OVERALL	0- 2		2- 7		8- 6		
3- 8	0- 0	0- 1		HOME	0- 2		0- 2		3- 3		
2- 8	0- 1	0- 2		AWAY	0- 0		1- 3		1- 2		
5- 3	0- 0	0- 0		NEUTRAL	0- 0		1- 2		4- 1		
<hr/>											
9- 8	0- 0	0- 1		NON-CONFERENCE	0- 1		1- 3		8- 3		
3- 2	0- 0	0- 0		HOME	0- 1		0- 0		3- 1		
1- 3	0- 0	0- 1		AWAY	0- 0		0- 1		1- 1		
5- 3	0- 0	0- 0		NEUTRAL	0- 0		1- 2		4- 1		
<hr/>											
1- 11	0- 1	0- 2		CONFERENCE	0- 1		1- 4		0- 3		
0- 6	0- 0	0- 1		HOME	0- 1		0- 2		0- 2		
1- 5	0- 1	0- 1		AWAY	0- 0		1- 2		0- 1		
0- 0	0- 0	0- 0		NEUTRAL	0- 0		0- 0		0- 0		
<hr/>											
RPI	S	Opponent	Score	RPI	S	Opponent	Score	RPI	S	Opponent	Score
18	A	Cincinnati	0 3	35	A	Michigan St.	0 3	55	H	Notre Dame	1 3
				37	A	Louisville	0 3	68	H	Northeastern	0 3
				40	H	Marquette	0 3				
										101	A Villanova
											3 0
										114	H Syracuse
											0 3
										125	A Georgetown
											1 3
										127	N Iowa
											1 3
										128	N Cleveland St.
											0 3
										133	N Toledo
											3 1
										137	H Pittsburgh
											2 3
										143	A Columbia
											1 3
										150	A South Fla.
											2 3
										159	N Colorado
											2 3
										165	H Princeton
											2 3
										166	A Connecticut
											1 3
										168	H West Virginia
											0 3
										175	A Long Island
											2 3
										203	H Buffalo
											3 1
										243	N Binghamton
											3 2
										246	N Air Force
											3 0
										251	H DePaul
											0 3
										265	H Brown
											3 2
										268	A Fordham
											3 1
										273	N Iona
											3 1
										323	H St. Francis (NY)
											3 0
										323	N St. Francis (NY)
											3 0
<hr/>											
				LAST 10 GAMES							
				168 H West Virginia				125 A Georgetown			
				0 3				1 3			
				137 H Pittsburgh				166 A Connecticut			
				2 3				1 3			
				55 H Notre Dame				150 A South Fla.			
				1 3				2 3			
				251 H DePaul				40 H Marquette			
				0 3				0 3			
				101 A Villanova				114 H Syracuse			
				3 0				0 3			

Non-Div. I Games:

St. John's (NY)

Average RPI Win:	235	WON-LOST RECORD	WINNING PCT. RANK	LAST 10 GAMES	STRENGTH OF SCHEDULE	OPP. STRENGTH OF SCHEDULE	TEAM RPI	ADJ RPI	CONF. RPI	ADJ CONF. RPI				
DIV. I ONLY		12- 17	.41379 211	5- 5	211	209	224	.42536 230	15	15				
DIV. I NON-CONF.		7- 10	.41176 217	1- 0	231	246	238	.42285 246	15	15				
<hr/>														
TOTALS	RPI 1-25	RPI 26-50		W-L RECORDS	RPI 51-100		RPI 101-150		RPI 150+					
12- 17	0- 0	0- 0		OVERALL	1- 4		0- 4		11- 9					
5- 4	0- 0	0- 0		HOME	1- 0		0- 1		4- 3					
3- 10	0- 0	0- 0		AWAY	0- 3		0- 3		3- 4					
4- 3	0- 0	0- 0		NEUTRAL	0- 1		0- 0		4- 2					
<hr/>														
7- 10	0- 0	0- 0		NON-CONFERENCE	0- 2		0- 3		7- 5					
2- 2	0- 0	0- 0		HOME	0- 0		0- 1		2- 1					
1- 5	0- 0	0- 0		AWAY	0- 1		0- 2		1- 2					
4- 3	0- 0	0- 0		NEUTRAL	0- 1		0- 0		4- 2					
<hr/>														
5- 7	0- 0	0- 0		CONFERENCE	1- 2		0- 1		4- 4					
3- 2	0- 0	0- 0		HOME	1- 0		0- 0		2- 2					
2- 5	0- 0	0- 0		AWAY	0- 2		0- 1		2- 2					
0- 0	0- 0	0- 0		NEUTRAL	0- 0		0- 0		0- 0					
<hr/>														
RPI S	Opponent	Score	RPI S	Opponent	Score	RPI S	Opponent	Score	RPI S	Opponent	Score			
						68 A Northeastern	1	3	104 A George Washington	0	3			
						78 A Col. of Charleston	2	3	118 H North Carolina St.	0	3			
						79 A Delaware	0	3	129 A Towson	0	3			
						93 N Wyoming	0	3	147 A Winthrop	1	3			
						100 H James Madison	3	1	155 A VCU	1	3			
									155 H VCU	1	3			
									184 A Hofstra	3	2			
									188 N Davidson	2	3			
									192 N Central Conn. St.	3	1			
									198 A Georgia St.	0	3			
									198 H Georgia St.	0	3			
									205 N A&M-Corpus Christi	0	3			
									215 N North Florida	3	2			
									217 H George Mason	3	2			
									239 A William & Mary	3	1			
									239 H William & Mary	3	2			
									241 A Presbyterian	2	3			
									250 A Campbell	0	3			
									256 N Mercer	3	0			
									272 H Coastal Caro.	3	0			
			280 H East Carolina	1	3									
			LAST 10 GAMES											
			239 A William & Mary	3	1							129 A Towson	0	3
			155 A VCU	1	3							198 H Georgia St.	0	3
			217 H George Mason	3	2							286 A Citadel	3	2
			100 H James Madison	3	1							184 A Hofstra	3	2
			79 A Delaware	0	3							68 A Northeastern	1	3

Non-Div. I Games:

UNC Wilmington

Average RPI Win: 253		WON-LOST	WINNING	LAST 10	STRENGTH OF		OPP. STRENGTH	TEAM	ADJ	CONF.	ADJ CONF.
Average RPI Loss: 134		RECORD	PCT. RANK	GAMES	SCHEDULE		OF SCHEDULE	RPI	RPI	RPI	RPI
DIV. I ONLY		13- 17	.43333	197	5- 5		233	223	229	.42507	231
DIV. I NON-CONF.		8- 8	.5	164	0- 0		256	285	222	.44205	221
TOTALS		RPI 1-25	RPI 26-50		W-L RECORDS		RPI 51-100		RPI 101-150		RPI 150+
13- 17	0- 2	0- 1		OVERALL		1- 4		0- 2		12- 8	
7- 4	0- 1	0- 1		HOME		1- 0		0- 0		6- 2	
3- 8	0- 0	0- 0		AWAY		0- 2		0- 1		3- 5	
3- 5	0- 1	0- 0		NEUTRAL		0- 2		0- 1		3- 1	
8- 8	0- 1	0- 0		NON-CONFERENCE		0- 4		0- 1		8- 2	
4- 0	0- 0	0- 0		HOME		0- 0		0- 0		4- 0	
1- 3	0- 0	0- 0		AWAY		0- 2		0- 0		1- 1	
3- 5	0- 1	0- 0		NEUTRAL		0- 2		0- 1		3- 1	
5- 9	0- 1	0- 1		CONFERENCE		1- 0		0- 1		4- 6	
3- 4	0- 1	0- 1		HOME		1- 0		0- 0		2- 2	
2- 5	0- 0	0- 0		AWAY		0- 0		0- 1		2- 4	
0- 0	0- 0	0- 0		NEUTRAL		0- 0		0- 0		0- 0	
RPI S	Opponent	Score		RPI S	Opponent	Score		RPI S	Opponent	Score	
22 N	Miami (FL)	0	3	49 H	Middle Tenn.	0	3	66 N	New Mexico St.	0	3
25 H	Western Ky.	0	3					75 A	LSU	0	3
								87 N	Texas Tech	0	3
								89 H	FIU	3	2
								90 A	Texas St.	1	3
								111 A	Arkansas St.	1	3
								115 N	Houston Baptist	0	3
								152 A	Denver	0	3
								152 H	Denver	0	3
								157 A	North Texas	3	2
								157 H	North Texas	3	1
								167 A	Troy	1	3
								201 A	Texas-Arlington	0	3
								222 A	South Ala.	1	3
								223 A	UALR	3	2
								238 H	Lamar	3	1
								244 A	La.-Monroe	2	3
								244 H	La.-Monroe	1	3
								261 N	Northwestern St.	1	3
								263 N	Jacksonville St.	3	2
								283 H	Fla. Atlantic	3	0
								293 N	Prairie View	3	0
								309 A	Southeastern La.	3	0
								314 H	Mississippi Val.	3	0
								317 H	Southern U.	3	0
								321 H	Texas Southern	3	0
								326 N	Alcorn St.	3	0
LAST 10 GAMES											
	89 H	FIU	3 2		25 H	Western Ky.	0 3				
	283 H	Fla. Atlantic	3 0		157 A	North Texas	3 2				
	223 A	UALR	3 2		152 A	Denver	0 3				
	111 A	Arkansas St.	1 3		244 A	La.-Monroe	2 3				
	49 H	Middle Tenn.	0 3		157 H	North Texas	3 1				

Non-Div. I Games:

La.-Lafayette

Average RPI Win:	258	WON-LOST RECORD	WINNING PCT. RANK	LAST 10 GAMES	STRENGTH OF SCHEDULE	OPP. STRENGTH OF SCHEDULE	TEAM RPI	ADJ RPI	CONF. RPI	ADJ CONF. RPI	
Average RPI Loss:	145										
DIV. I ONLY		11- 18	.37931	234	4- 6	182	222	227	.42427	232	18
DIV. I NON-CONF.		5- 11	.3125	255	0- 1	241	217	264	.39414	270	20
<hr/>											
TOTALS	RPI 1-25	RPI 26-50		W-L RECORDS		RPI 51-100		RPI 101-150		RPI 150+	
11- 18	0- 1	0- 2		OVERALL		0- 5		0- 2		11- 8	
4- 4	0- 0	0- 0		HOME		0- 2		0- 1		4- 1	
3- 9	0- 1	0- 0		AWAY		0- 2		0- 1		3- 5	
4- 5	0- 0	0- 2		NEUTRAL		0- 1		0- 0		4- 2	
<hr/>											
5- 11	0- 1	0- 2		NON-CONFERENCE		0- 1		0- 1		5- 6	
1- 0	0- 0	0- 0		HOME		0- 0		0- 0		1- 0	
0- 6	0- 1	0- 0		AWAY		0- 0		0- 1		0- 4	
4- 5	0- 0	0- 2		NEUTRAL		0- 1		0- 0		4- 2	
<hr/>											
6- 7	0- 0	0- 0		CONFERENCE		0- 4		0- 1		6- 2	
3- 4	0- 0	0- 0		HOME		0- 2		0- 1		3- 1	
3- 3	0- 0	0- 0		AWAY		0- 2		0- 0		3- 1	
0- 0	0- 0	0- 0		NEUTRAL		0- 0		0- 0		0- 0	
<hr/>											
RPI S	Opponent	Score		RPI S	Opponent	Score		RPI S	Opponent	Score	
6 A	Purdue	0 3		26 N	Western Mich.	0 3		51 N	Wisconsin	0 3	
				34 N	Ball St.	0 3		69 H	Samford	0 3	
								73 H	Furman	1 3	
								78 A	Col. of Charleston	1 3	
								86 A	Appalachian St.	0 3	
								118 A	North Carolina St.	0 3	
								126 H	Ga. Southern	1 3	
								162 A	Virginia	0 3	
								188 A	Davidson	3 2	
								189 A	Elon	0 3	
								189 H	Elon	3 2	
								206 A	UNC Asheville	0 3	
								206 H	UNC Asheville	3 1	
								236 A	UNC Greensboro	3 0	
								236 H	UNC Greensboro	1 3	
								250 N	Campbell	3 0	
								263 N	Jacksonville St.	0 3	
								276 H	Chattanooga	3 1	
								279 H	Wofford	3 2	
								286 A	Citadel	3 0	
								291 A	S.C. Upstate	0 3	
								291 N	S.C. Upstate	0 3	
								297 A	Gardner-Webb	0 3	
								297 N	Gardner-Webb	3 2	
								302 N	Charleston So.	3 0	
								324 N	N.C. A&T	3 0	
<hr/>											
LAST 10 GAMES											
126 H	Ga. Southern	1	3	73 H	Furman	1	3				
236 H	UNC Greensboro	1	3	279 H	Wofford	3	2				
189 H	Elon	3	2	86 A	Appalachian St.	0	3				
78 A	Col. of Charleston	1	3	188 A	Davidson	3	2				
286 A	Citadel	3	0	206 A	UNC Asheville	0	3				

Non-Div. I Games:

Western Caro.

Average RPI Win: 264		WON-LOST RECORD		WINNING PCT. RANK		LAST 10 GAMES		STRENGTH OF SCHEDULE		OPP. STRENGTH OF SCHEDULE		TEAM RPI		ADJ RPI		CONF. RPI		ADJ CONF. RPI	
DIV. I ONLY		13- 12		.52 151		5- 4		277		275		230		.42291 233		25		26	
DIV. I NON-CONF.		7- 7		.5 164		1- 0		295		283		250		.41201 255		26		26	
TOTALS		RPI 1-25		RPI 26-50		W-L RECORDS		RPI 51-100		RPI 101-150		RPI 150+							
13- 12		0- 0		0- 0		OVERALL		0- 2		0- 2		13- 8							
6- 4		0- 0		0- 0		HOME		0- 1		0- 0		6- 3							
4- 5		0- 0		0- 0		AWAY		0- 1		0- 0		4- 4							
3- 3		0- 0		0- 0		NEUTRAL		0- 0		0- 2		3- 1							
7- 7		0- 0		0- 0		NON-CONFERENCE		0- 0		0- 2		7- 5							
2- 2		0- 0		0- 0		HOME		0- 0		0- 0		2- 2							
2- 2		0- 0		0- 0		AWAY		0- 0		0- 0		2- 2							
3- 3		0- 0		0- 0		NEUTRAL		0- 0		0- 2		3- 1							
6- 5		0- 0		0- 0		CONFERENCE		0- 2		0- 0		6- 3							
4- 2		0- 0		0- 0		HOME		0- 1		0- 0		4- 1							
2- 3		0- 0		0- 0		AWAY		0- 1		0- 0		2- 2							
0- 0		0- 0		0- 0		NEUTRAL		0- 0		0- 0		0- 0							
RPI	S	Opponent		Score		RPI	S	Opponent		Score		RPI	S	Opponent		Score			
								88 A Albany (NY)		0 3				110 N South Carolina		1 3			
								88 H Albany (NY)		0 3				130 N Bowling Green		0 3			
														175 A Long Island		3 0			
														192 A Central Conn. St.		1 3			
														202 H Rhode Island		2 3			
														208 N Montana		1 3			
														209 A UMBC		3 2			
														209 H UMBC		3 2			
														214 H Kent St.		0 3			
														240 A New Hampshire		2 3			
														240 H New Hampshire		2 3			
														243 A Binghamton		0 3			
														243 H Binghamton		3 2			
														259 A Temple		2 3			
														268 H Fordham		3 2			
														269 A Hartford		3 2			
														269 H Hartford		3 1			
														273 H Iona		3 1			
														284 A Bucknell		3 2			
														284 N Bucknell		3 0			
														303 H Providence		3 0			
														320 N Coppin St.		3 2			
														325 N Saint Peter's		3 0			
LAST 10 GAMES																			
		240 H New Hampshire		2 3				303 H Providence		3 0									
		269 H Hartford		3 1				175 A Long Island		3 0									
		88 A Albany (NY)		0 3				269 A Hartford		3 2									
		243 A Binghamton		0 3				240 A New Hampshire		2 3									
		209 H UMBC		3 2				243 H Binghamton		3 2									

Non-Div. I Games:

Stony Brook

Average RPI Win:	290	WON-LOST	WINNING	LAST 10	STRENGTH OF	OPP. STRENGTH	TEAM	ADJ	CONF.	ADJ CONF.	
Average RPI Loss:	177	RECORD	PCT. RANK	GAMES	SCHEDULE	OF SCHEDULE	RPI	RPI	RPI	RPI	
DIV. I ONLY	16- 13	.55172	141	5- 5	288	299	234	.42187	234	30	30
DIV. I NON-CONF.	7- 6	.53846	153	0- 1	257	270	204	.4561	204	31	30
<hr/>											
TOTALS	RPI 1-25	RPI 26-50		W-L RECORDS		RPI 51-100		RPI 101-150		RPI 150+	
16- 13	0- 0	0- 0		OVERALL		0- 2		0- 2		16- 9	
8- 5	0- 0	0- 0		HOME		0- 1		0- 0		8- 4	
6- 5	0- 0	0- 0		AWAY		0- 0		0- 1		6- 4	
2- 3	0- 0	0- 0		NEUTRAL		0- 1		0- 1		2- 1	
7- 6	0- 0	0- 0		NON-CONFERENCE		0- 2		0- 2		7- 2	
3- 1	0- 0	0- 0		HOME		0- 1		0- 0		3- 0	
2- 2	0- 0	0- 0		AWAY		0- 0		0- 1		2- 1	
2- 3	0- 0	0- 0		NEUTRAL		0- 1		0- 1		2- 1	
9- 7	0- 0	0- 0		CONFERENCE		0- 0		0- 0		9- 7	
5- 4	0- 0	0- 0		HOME		0- 0		0- 0		5- 4	
4- 3	0- 0	0- 0		AWAY		0- 0		0- 0		4- 3	
0- 0	0- 0	0- 0		NEUTRAL		0- 0		0- 0		0- 0	
RPI S	Opponent	Score	RPI S	Opponent	Score	RPI S	Opponent	Score	RPI S	Opponent	Score
						80 N	San Francisco	0 3	117 A	Washington St.	0 3
						98 H	Army	0 3	135 N	Sam Houston St.	0 3
									164 A	Niagara	0 3
									164 H	Niagara	2 3
									177 N	Dartmouth	0 3
									184 A	Hofstra	0 3
									193 A	Fairfield	0 3
									193 H	Fairfield	1 3
									245 H	Fairleigh Dickinson	3 0
									247 H	Marist	3 2
									253 H	Siena	1 3
									262 N	Radford	3 2
									266 A	Canisius	3 2
									266 H	Canisius	0 3
									268 N	Fordham	3 0
									273 A	Iona	0 3
									273 H	Iona	3 2
									284 A	Bucknell	3 0
									289 A	Loyola Maryland	3 1
									289 H	Loyola Maryland	3 2
									303 H	Providence	3 1
									304 A	Lafayette	3 2
									322 A	Rider	3 1
									322 H	Rider	3 1
									323 H	St. Francis (NY)	3 0
									325 A	Saint Peter's	3 0
									325 H	Saint Peter's	3 0

Non-Div. I Games:

Manhattan

Average RPI Win: 257		WON-LOST RECORD		WINNING PCT. RANK		LAST 10 GAMES		STRENGTH OF SCHEDULE		OPP. STRENGTH OF SCHEDULE		TEAM RPI		ADJ RPI		CONF. RPI		ADJ CONF. RPI	
DIV. I ONLY		13- 13		.5 161		3- 7		295		218		241		.42162 235		24		23	
DIV. I NON-CONF.		6- 5		.54545 150		0- 1		291		190		218		.44633 212		22		20	
TOTALS		RPI 1-25		RPI 26-50		W-L RECORDS		RPI 51-100		RPI 101-150		RPI 150+							
13- 13		0- 1		0- 1		OVERALL		0- 2		0- 2		13- 7							
9- 3		0- 0		0- 0		HOME		0- 1		0- 1		9- 1							
3- 9		0- 1		0- 0		AWAY		0- 1		0- 1		3- 6							
1- 1		0- 0		0- 1		NEUTRAL		0- 0		0- 0		1- 0							
6- 5		0- 1		0- 1		NON-CONFERENCE		0- 1		0- 0		6- 2							
4- 1		0- 0		0- 0		HOME		0- 1		0- 0		4- 0							
1- 3		0- 1		0- 0		AWAY		0- 0		0- 0		1- 2							
1- 1		0- 0		0- 1		NEUTRAL		0- 0		0- 0		1- 0							
7- 8		0- 0		0- 0		CONFERENCE		0- 1		0- 2		7- 5							
5- 2		0- 0		0- 0		HOME		0- 0		0- 1		5- 1							
2- 6		0- 0		0- 0		AWAY		0- 1		0- 1		2- 4							
0- 0		0- 0		0- 0		NEUTRAL		0- 0		0- 0		0- 0							
RPI S	Opponent	Score		RPI S	Opponent	Score		RPI S	Opponent	Score		RPI S	Opponent	Score					
19 A	Northern Ill.	0	3	43 N	Arizona	0	3	62 A	Milwaukee	0	3	128 A	Cleveland St.	2	3				
								82 H	Northwestern	0	3	128 H	Cleveland St.	0	3				
												170 A	Valparaiso	0	3				
												170 H	Valparaiso	0	3				
												179 A	Butler	0	3				
												179 H	Butler	3	2				
												191 A	Evansville	2	3				
												211 A	Green Bay	3	2				
												211 H	Green Bay	3	0				
												221 A	Bradley	3	0				
												251 H	DePaul	3	1				
												252 H	Western Ill.	3	1				
												255 A	Wright St.	0	3				
												255 H	Wright St.	3	0				
												258 N	Southeast Mo. St.	3	2				
												290 A	Eastern Ill.	1	3				
												292 A	Loyola Chicago	3	1				
												292 H	Loyola Chicago	3	0				
												298 A	Youngstown St.	2	3				
												298 H	Youngstown St.	3	0				
												301 H	Montana St.	3	1				
												318 H	Chicago St.	3	0				
LAST 10 GAMES																			
				298 A	Youngstown St.	2	3	211 H	Green Bay	3	0								
				128 A	Cleveland St.	2	3	290 A	Eastern Ill.	1	3								
				179 A	Butler	0	3	170 H	Valparaiso	0	3								
				255 A	Wright St.	0	3	128 H	Cleveland St.	0	3								
				292 H	Loyola Chicago	3	0	298 H	Youngstown St.	3	0								

Non-Div. I Games: Neb. Omaha 3 1

Ill.-Chicago

Average RPI Win: 267		WON-LOST	WINNING	LAST 10	STRENGTH OF		OPP. STRENGTH	TEAM	ADJ	CONF.	ADJ CONF.
Average RPI Loss: 152		RECORD	PCT. RANK	GAMES	SCHEDULE		OF SCHEDULE	RPI	RPI	RPI	RPI
DIV. I ONLY		15- 15	.5	161	5- 5		293	229	242	.42113	236
DIV. I NON-CONF.		8- 8	.5	164	0- 0		322	259	286	.38139	278
TOTALS		RPI 1-25	RPI 26-50		W-L RECORDS		RPI 51-100		RPI 101-150		RPI 150+
15- 15	0- 0	0- 0		OVERALL		0- 6		1- 3		14- 6	
8- 7	0- 0	0- 0		HOME		0- 2		1- 1		7- 4	
4- 6	0- 0	0- 0		AWAY		0- 4		0- 0		4- 2	
3- 2	0- 0	0- 0		NEUTRAL		0- 0		0- 2		3- 0	
8- 8	0- 0	0- 0		NON-CONFERENCE		0- 1		0- 3		8- 4	
4- 4	0- 0	0- 0		HOME		0- 0		0- 1		4- 3	
1- 2	0- 0	0- 0		AWAY		0- 1		0- 0		1- 1	
3- 2	0- 0	0- 0		NEUTRAL		0- 0		0- 2		3- 0	
7- 7	0- 0	0- 0		CONFERENCE		0- 5		1- 0		6- 2	
4- 3	0- 0	0- 0		HOME		0- 2		1- 0		3- 1	
3- 4	0- 0	0- 0		AWAY		0- 3		0- 0		3- 1	
0- 0	0- 0	0- 0		NEUTRAL		0- 0		0- 0		0- 0	
RPI S	Opponent	Score	RPI S	Opponent	Score	RPI S	Opponent	Score	RPI S	Opponent	Score
						69 A	Samford	0 3	126 H	Ga. Southern	3 2
						69 H	Samford	2 3	137 N	Pittsburgh	0 3
						73 A	Furman	0 3	145 H	Memphis	0 3
						74 A	UCF	0 3	150 N	South Fla.	0 3
						86 A	Appalachian St.	1 3	188 H	Davidson	3 0
						86 H	Appalachian St.	1 3	189 H	Elon	3 2
									191 H	Evansville	0 3
									207 H	East Tenn. St.	1 3
									217 A	George Mason	1 3
									232 A	Western Caro.	3 1
									232 H	Western Caro.	0 3
									262 H	Radford	3 0
									272 H	Coastal Caro.	1 3
									276 A	Chattanooga	2 3
									276 H	Chattanooga	3 0
									279 A	Wofford	3 1
									283 N	Fla. Atlantic	3 2
									286 A	Citadel	3 0
									295 N	High Point	3 1
									307 H	Howard	3 1
									308 N	Navy	3 1
									319 H	N.C. Central	3 0
									324 A	N.C. A&T	3 0
									324 H	N.C. A&T	3 0
LAST 10 GAMES											
						69 H	Samford	2 3	73 A	Furman	0 3
						276 H	Chattanooga	3 0	126 H	Ga. Southern	3 2
						232 A	Western Caro.	3 1	188 H	Davidson	3 0
						86 A	Appalachian St.	1 3	276 A	Chattanooga	2 3
						279 A	Wofford	3 1	69 A	Samford	0 3

Non-Div. I Games:

UNC Greensboro

[illegible]

Non-Div. I Games:

Ark.-Monticello

3 0

Belhaven

3 1

Belhaven

3 0

Jackson St.

Jacksons

Jackson, S. T.

Jackson St.

Average RPI Win: 245		WON-LOST RECORD	WINNING PCT. RANK	LAST 10 GAMES	STRENGTH OF SCHEDULE	OPP. STRENGTH OF SCHEDULE	TEAM RPI	ADJ RPI	CONF. RPI	ADJ CONF. RPI	
Average RPI Loss: 140											
DIV. I ONLY		10- 19	.34483 247	6- 4	191	196	239	.42065 238	20	20	
DIV. I NON-CONF.		2- 13	.13333 299	0- 0	128	117	262	.41177 256	19	18	
TOTALS		RPI 1-25	RPI 26-50		W-L RECORDS		RPI 51-100		RPI 101-150		RPI 150+
10- 19	0- 1	0- 1		OVERALL		0- 4		0- 6		10- 7	
6- 7	0- 1	0- 1		HOME		0- 0		0- 3		6- 2	
4- 8	0- 0	0- 0		AWAY		0- 3		0- 1		4- 4	
0- 4	0- 0	0- 0		NEUTRAL		0- 1		0- 2		0- 1	
2- 13	0- 1	0- 1		NON-CONFERENCE		0- 2		0- 6		2- 3	
1- 6	0- 1	0- 1		HOME		0- 0		0- 3		1- 1	
1- 3	0- 0	0- 0		AWAY		0- 1		0- 1		1- 1	
0- 4	0- 0	0- 0		NEUTRAL		0- 1		0- 2		0- 1	
8- 6	0- 0	0- 0		CONFERENCE		0- 2		0- 0		8- 4	
5- 1	0- 0	0- 0		HOME		0- 0		0- 0		5- 1	
3- 5	0- 0	0- 0		AWAY		0- 2		0- 0		3- 3	
0- 0	0- 0	0- 0		NEUTRAL		0- 0		0- 0		0- 0	
RPI S	Opponent	Score		RPI S	Opponent	Score		RPI S	Opponent	Score	
19 H	Northern Ill.	0	3	42 H	Baylor	0	3	54 A	Houston	0	3
								57 N	TCU	0	3
								81 A	UTSA	0	3
								90 A	Texas St.	1	3
								107 H	UTEP	0	3
								112 H	Mississippi St.	0	3
								115 H	Houston Baptist	0	3
								121 A	SMU	0	3
								141 N	Alabama	0	3
								142 N	Belmont	0	3
								157 H	North Texas	1	3
								196 A	Central Ark.	1	3
								196 H	Central Ark.	3	1
								201 A	Texas-Arlington	0	3
								204 A	Tulane	3	1
								205 H	A&M-Corpus Christi	3	1
								220 A	Nicholls St.	3	0
								220 H	Nicholls St.	3	0
								222 N	South Ala.	0	3
								231 A	La.-Lafayette	1	3
								257 A	McNeese St.	3	1
								257 H	McNeese St.	2	3
								261 A	Northwestern St.	3	1
								261 H	Northwestern St.	3	1
								309 A	Southeastern La.	1	3
								309 H	Southeastern La.	3	1
								321 H	Texas Southern	3	0
LAST 10 GAMES				LAST 10 GAMES				LAST 10 GAMES			
				196 H	Central Ark.	3	1	257 H	McNeese St.	2	3
				261 H	Northwestern St.	3	1	196 A	Central Ark.	1	3
				220 A	Nicholls St.	3	0	261 A	Northwestern St.	3	1
				309 A	Southeastern La.	1	3	205 H	A&M-Corpus Christi	3	1
				81 A	UTSA	0	3	257 A	McNeese St.	3	1

Non-Div. I Games:

Lamar

Average RPI Win: 205		WON-LOST	WINNING	LAST 10	STRENGTH OF		OPP. STRENGTH	TEAM	ADJ	CONF.	ADJ CONF.
Average RPI Loss: 151		RECORD	PCT. RANK	GAMES	SCHEDULE		OF SCHEDULE	RPI	RPI	RPI	RPI
DIV. I ONLY		8- 17	.32	257	2- 8		163	172	233	.42054	239
DIV. I NON-CONF.		6- 6	.5	164	1- 0		156	185	164	.4862	173
TOTALS		RPI 1-25	RPI 26-50		W-L RECORDS		RPI 51-100		RPI 101-150		RPI 150+
8- 17	0- 0	0- 0		OVERALL		0- 6		1- 2		7- 9	
2- 6	0- 0	0- 0		HOME		0- 2		1- 1		1- 3	
4- 6	0- 0	0- 0		AWAY		0- 3		0- 0		4- 3	
2- 5	0- 0	0- 0		NEUTRAL		0- 1		0- 1		2- 3	
6- 6	0- 0	0- 0		NON-CONFERENCE		0- 2		1- 1		5- 3	
1- 0	0- 0	0- 0		HOME		0- 0		1- 0		0- 0	
3- 1	0- 0	0- 0		AWAY		0- 1		0- 0		3- 0	
2- 5	0- 0	0- 0		NEUTRAL		0- 1		0- 1		2- 3	
2- 11	0- 0	0- 0		CONFERENCE		0- 4		0- 1		2- 6	
1- 6	0- 0	0- 0		HOME		0- 2		0- 1		1- 3	
1- 5	0- 0	0- 0		AWAY		0- 2		0- 0		1- 3	
0- 0	0- 0	0- 0		NEUTRAL		0- 0		0- 0		0- 0	
RPI S	Opponent	Score	RPI S	Opponent	Score	RPI S	Opponent	Score	RPI S	Opponent	Score
						68 A	Northeastern	0 3	101 H	Villanova	3 2
						79 H	Delaware	0 3	122 N	IUPUI	2 3
						86 A	Appalachian St.	2 3	129 H	Towson	0 3
						92 N	San Diego St.	0 3	155 H	VCU	0 3
						100 A	James Madison	0 3	172 N	Kennesaw St.	1 3
						100 H	James Madison	0 3	184 A	Hofstra	0 3
									198 A	Georgia St.	3 0
									198 H	Georgia St.	2 3
									202 N	Rhode Island	1 3
									209 N	UMBC	0 3
									214 A	Kent St.	3 1
									217 A	George Mason	1 3
									217 H	George Mason	3 1
									219 N	Southern Ill.	3 2
									224 A	Penn	3 1
									228 N	Robert Morris	3 0
									230 A	UNC Wilmington	2 3
									230 H	UNC Wilmington	1 3
									241 A	Presbyterian	3 2
LAST 10 GAMES											
						230 H	UNC Wilmington	1 3	217 H	George Mason	3 1
						198 H	Georgia St.	2 3	129 H	Towson	0 3
						184 A	Hofstra	0 3	79 H	Delaware	0 3
						68 A	Northeastern	0 3	101 H	Villanova	3 2
						100 H	James Madison	0 3	155 H	VCU	0 3

Non-Div. I Games:

William & Mary

Average RPI Win: 243		WON-LOST RECORD		WINNING PCT. RANK		LAST 10 GAMES		STRENGTH OF SCHEDULE		OPP. STRENGTH OF SCHEDULE		TEAM RPI		ADJ RPI		CONF. RPI		ADJ CONF. RPI	
Average RPI Loss: 159																			
DIV. I ONLY		9- 18		.33333 251		6- 3		125		246		221		.42017 240		25		26	
DIV. I NON-CONF.		2- 15		.11765 302		1- 0		100		188		263		.3944 268		26		26	
TOTALS		RPI 1-25		RPI 26-50		W-L RECORDS		RPI 51-100		RPI 101-150		RPI 150+							
9- 18		0- 1		0- 1		OVERALL		1- 3		0- 2		8- 11							
4- 6		0- 0		0- 0		HOME		1- 0		0- 0		3- 6							
5- 6		0- 0		0- 0		AWAY		0- 2		0- 1		5- 3							
0- 6		0- 1		0- 1		NEUTRAL		0- 1		0- 1		0- 2							
2- 15		0- 1		0- 1		NON-CONFERENCE		0- 3		0- 2		2- 8							
0- 4		0- 0		0- 0		HOME		0- 0		0- 0		0- 4							
2- 5		0- 0		0- 0		AWAY		0- 2		0- 1		2- 2							
0- 6		0- 1		0- 1		NEUTRAL		0- 1		0- 1		0- 2							
7- 3		0- 0		0- 0		CONFERENCE		1- 0		0- 0		6- 3							
4- 2		0- 0		0- 0		HOME		1- 0		0- 0		3- 2							
3- 1		0- 0		0- 0		AWAY		0- 0		0- 0		3- 1							
0- 0		0- 0		0- 0		NEUTRAL		0- 0		0- 0		0- 0							
RPI S	Opponent	Score		RPI S	Opponent	Score		RPI S	Opponent	Score		RPI S	Opponent	Score					
15 N	Penn St.	0 3		41 N	Ohio St.	0 3		68 A	Northeastern	0 3		129 N	Towson	1 3					
								76 A	Yale	0 3		137 A	Pittsburgh	1 3					
								88 H	Albany (NY)	3 0		166 H	Connecticut	0 3					
								98 N	Army	2 3		168 A	West Virginia	0 3					
												169 N	Miami (OH)	1 3					
												170 N	Valparaiso	0 3					
												193 H	Fairfield	1 3					
												199 A	Harvard	2 3					
												209 A	UMBC	0 3					
												209 H	UMBC	3 1					
												210 H	Indiana St.	0 3					
												233 A	Stony Brook	3 2					
												233 H	Stony Brook	3 2					
												243 H	Binghamton	1 3					
												267 H	Bryant	1 3					
												269 A	Hartford	3 2					
												269 H	Hartford	3 2					
												285 A	Holy Cross	3 1					
												300 A	Quinnipiac	3 0					
												303 A	Providence	3 1					
												303 H	Providence	2 3					
				LAST 10 GAMES															

Non-Div. I Games:

New Hampshire

Average RPI Win: 269		WON-LOST RECORD		WINNING PCT. RANK		LAST 10 GAMES		STRENGTH OF SCHEDULE		OPP. STRENGTH OF SCHEDULE		TEAM RPI		ADJ RPI		CONF. RPI		ADJ CONF. RPI			
DIV. I ONLY		12- 16		.42857 199		4- 6		248		230		237		.41376 243		25		26			
DIV. I NON-CONF.		8- 10		.44444 200		0- 1		252		204		232		.42977 233		26		26			
TOTALS		RPI 1-25		RPI 26-50		W-L RECORDS		RPI 51-100		RPI 101-150		RPI 150+									
12- 16		0- 0		0- 2		OVERALL		0- 2		0- 3		12- 9									
3- 4		0- 0		0- 0		HOME		0- 1		0- 1		3- 2									
4- 7		0- 0		0- 1		AWAY		0- 1		0- 1		4- 4									
5- 5		0- 0		0- 1		NEUTRAL		0- 0		0- 1		5- 3									
8- 10		0- 0		0- 2		NON-CONFERENCE		0- 0		0- 3		8- 5									
1- 2		0- 0		0- 0		HOME		0- 0		0- 1		1- 1									
2- 3		0- 0		0- 1		AWAY		0- 0		0- 1		2- 1									
5- 5		0- 0		0- 1		NEUTRAL		0- 0		0- 1		5- 3									
4- 6		0- 0		0- 0		CONFERENCE		0- 2		0- 0		4- 4									
2- 2		0- 0		0- 0		HOME		0- 1		0- 0		2- 1									
2- 4		0- 0		0- 0		AWAY		0- 1		0- 0		2- 3									
0- 0		0- 0		0- 0		NEUTRAL		0- 0		0- 0		0- 0									
RPI	S	Opponent		Score		RPI	S	Opponent		Score		RPI	S	Opponent		Score					
				29	A	Missouri		0	3	88	A	Albany (NY)		0	3	114	H	Syracuse		0	3
				44	N	North Dakota St.		0	3	88	H	Albany (NY)		1	3	127	N	Iowa		0	3
																143	A	Columbia		0	3
																164	H	Niagara		0	3
																165	N	Princeton		3	1
																166	A	Connecticut		0	3
																174	N	Idaho St.		0	3
																204	N	Tulane		0	3
																209	A	UMBC		0	3
																209	H	UMBC		1	3
																229	N	St. John's (NY)		2	3
																233	A	Stony Brook		2	3
																233	H	Stony Brook		3	0
																240	A	New Hampshire		3	1
																248	A	Rutgers		3	1
																253	H	Siena		3	0
																260	A	Cornell		3	1
																269	A	Hartford		2	3
																285	N	Holy Cross		3	1
																303	A	Providence		3	1
																303	H	Providence		3	1
																307	N	Howard		3	0
																307	N	Howard		3	2
																323	N	St. Francis (NY)		3	0
															</						

Non-Div. I Games:

Binghamton

Average RPI Win:	252	WON-LOST RECORD	WINNING PCT. RANK	LAST 10 GAMES	STRENGTH OF SCHEDULE	OPP. STRENGTH OF SCHEDULE	TEAM RPI	ADJ RPI	CONF. RPI	ADJ CONF. RPI	
DIV. I ONLY		10- 14	.41667	209	260	214	246	.41354	244	16	16
DIV. I NON-CONF.		6- 4	.6	119	311	303	239	.4292	235	16	16
<hr/>											
TOTALS	RPI 1-25	RPI 26-50		W-L RECORDS		RPI 51-100		RPI 101-150		RPI 150+	
10- 14	0- 1	0- 1		OVERALL		0- 2		1- 1		9- 9	
6- 4	0- 1	0- 1		HOME		0- 1		1- 0		5- 1	
1- 9	0- 0	0- 0		AWAY		0- 0		0- 1		1- 8	
3- 1	0- 0	0- 0		NEUTRAL		0- 1		0- 0		3- 0	
<hr/>											
6- 4	0- 0	0- 0		NON-CONFERENCE		0- 1		1- 0		5- 3	
3- 0	0- 0	0- 0		HOME		0- 0		1- 0		2- 0	
0- 3	0- 0	0- 0		AWAY		0- 0		0- 0		0- 3	
3- 1	0- 0	0- 0		NEUTRAL		0- 1		0- 0		3- 0	
<hr/>											
4- 10	0- 1	0- 1		CONFERENCE		0- 1		0- 1		4- 6	
3- 4	0- 1	0- 1		HOME		0- 1		0- 0		3- 1	
1- 6	0- 0	0- 0		AWAY		0- 0		0- 1		1- 5	
0- 0	0- 0	0- 0		NEUTRAL		0- 0		0- 0		0- 0	
<hr/>											
RPI S	Opponent	Score	RPI S	Opponent	Score	RPI S	Opponent	Score	RPI S	Opponent	Score
25 H	Western Ky.	0 3	49 H	Middle Tenn.	0 3	71 N	Oral Roberts	0 3	111 A	Arkansas St.	1 3
						89 H	FIU	0 3	148 H	Stephen F. Austin	3 2
								152 A	Denver	0 3	
								152 H	Denver	2 3	
								157 A	North Texas	2 3	
								157 H	North Texas	3 2	
								167 A	Troy	0 3	
								220 A	Nicholls St.	2 3	
								222 A	South Ala.	1 3	
								223 A	UALR	2 3	
								231 A	La.-Lafayette	3 1	
								231 H	La.-Lafayette	3 2	
								257 A	McNeese St.	1 3	
								257 H	McNeese St.	3 2	
								283 H	Fla. Atlantic	3 1	
								293 N	Prairie View	3 1	
								294 N	Alabama A&M	3 2	
								309 A	Southeastern La.	1 3	
								313 H	Grambling	3 0	
								313 N	Grambling	3 1	
						<hr/>					
			LAST 10 GAMES								
			283 H Fla. Atlantic			49 H Middle Tenn.			0 3		
			89 H FIU			152 A Denver			0 3		
			111 A Arkansas St.			157 A North Texas			2 3		
			223 A UALR			231 H La.-Lafayette			3 2		
			25 H Western Ky.			152 H Denver			2 3		

Non-Div. I Games:

La.-Monroe

Average RPI Win:		297	WON-LOST RECORD		WINNING PCT. RANK		LAST 10 GAMES		STRENGTH OF SCHEDULE		OPP. STRENGTH OF SCHEDULE		TEAM RPI		ADJ RPI		CONF. RPI		ADJ CONF. RPI	
DIV. I ONLY			17- 12		.58621 119		4- 6		310		305		247		.41041 245		29		29	
DIV. I NON-CONF.			10- 3		.76923 50		0- 0		324		319		221		.44206 220		29		29	
TOTALS		RPI 1-25		RPI 26-50		W-L RECORDS		RPI 51-100		RPI 101-150		RPI 150+								
17- 12		0- 0		0- 0		OVERALL		0- 3		0- 0		17- 9								
5- 4		0- 0		0- 0		HOME		0- 1		0- 0		5- 3								
9- 5		0- 0		0- 0		AWAY		0- 1		0- 0		9- 4								
3- 3		0- 0		0- 0		NEUTRAL		0- 1		0- 0		3- 2								
10- 3		0- 0		0- 0		NON-CONFERENCE		0- 1		0- 0		10- 2								
2- 0		0- 0		0- 0		HOME		0- 0		0- 0		2- 0								
5- 1		0- 0		0- 0		AWAY		0- 0		0- 0		5- 1								
3- 2		0- 0		0- 0		NEUTRAL		0- 1		0- 0		3- 1								
7- 9		0- 0		0- 0		CONFERENCE		0- 2		0- 0		7- 7								
3- 4		0- 0		0- 0		HOME		0- 1		0- 0		3- 3								
4- 4		0- 0		0- 0		AWAY		0- 1		0- 0		4- 3								
0- 1		0- 0		0- 0		NEUTRAL		0- 0		0- 0		0- 1								
RPI	S	Opponent	Score	RPI	S	Opponent	Score	RPI	S	Opponent	Score	RPI	S	Opponent	Score					
								68	N	Northeastern	0 3	175	A	Long Island	0 3					
								95	A	Sacred Heart	0 3	175	H	Long Island	0 3					
								95	H	Sacred Heart	0 3	192	A	Central Conn. St.	0 3					
												192	H	Central Conn. St.	1 3					
												192	N	Central Conn. St.	0 3					
												209	A	UMBC	3 2					
												225	A	NJIT	3 2					
												228	A	Robert Morris	1 3					
												228	H	Robert Morris	0 3					
												234	A	Manhattan	0 3					
												267	A	Bryant	3 1					
												285	A	Holy Cross	3 1					
												298	N	Youngstown St.	0 3					
												299	N	Norfolk St.	3 1					
												300	A	Quinnipiac	3 0					
												300	H	Quinnipiac	3 1					
												304	A	Lafayette	3 1					
												305	A	Saint Francis (PA)	3 0					
												305	H	Saint Francis (PA)	3 2					
												310	A	La Salle	3 2					
												322	H	Rider	3 2					
												322	N	Rider	3 1					
												323	A	St. Francis (NY)	3 2					
												323	H	St. Francis (NY)	3 0					
												325	H	Saint Peter's	3 0					
												325	N	Saint Peter's	3 0					

Non-Div. I Games:

Fairleigh Dickinson

Average RPI Win: 289		WON-LOST RECORD		WINNING PCT. RANK		LAST 10 GAMES		STRENGTH OF SCHEDULE		OPP. STRENGTH OF SCHEDULE		TEAM RPI		ADJ RPI		CONF. RPI		ADJ CONF. RPI	
DIV. I ONLY		3- 22		.12 317		0- 10		72		170		257		.41035 246		10		10	
DIV. I NON-CONF.		3- 10		.23077 277		0- 0		149		240		256		.41273 254		12		12	
TOTALS		RPI 1-25		RPI 26-50		W-L RECORDS		RPI 51-100		RPI 101-150		RPI 150+							
3- 22		0- 1		0- 2		OVERALL		0- 8		0- 4		3- 7							
1- 8		0- 0		0- 1		HOME		0- 3		0- 2		1- 2							
1- 9		0- 0		0- 1		AWAY		0- 5		0- 1		1- 2							
1- 5		0- 1		0- 0		NEUTRAL		0- 0		0- 1		1- 3							
3- 10		0- 1		0- 0		NON-CONFERENCE		0- 1		0- 3		3- 5							
1- 3		0- 0		0- 0		HOME		0- 0		0- 2		1- 1							
1- 2		0- 0		0- 0		AWAY		0- 1		0- 0		1- 1							
1- 5		0- 1		0- 0		NEUTRAL		0- 0		0- 1		1- 3							
0- 12		0- 0		0- 2		CONFERENCE		0- 7		0- 1		0- 2							
0- 5		0- 0		0- 1		HOME		0- 3		0- 0		0- 1							
0- 7		0- 0		0- 1		AWAY		0- 4		0- 1		0- 1							
0- 0		0- 0		0- 0		NEUTRAL		0- 0		0- 0		0- 0							
RPI S	Opponent		Score		RPI S	Opponent		Score		RPI S	Opponent		Score		RPI S	Opponent		Score	
6	N	Purdue	0	3	31	A	Colorado St.	0	3	57	A	TCU	0	3	124	H	Utah Valley	0	3
					31	H	Colorado St.	0	3	57	H	TCU	0	3	130	N	Bowling Green	0	3
										91	A	UC Davis	0	3	144	H	Northern Colo.	1	3
										92	A	San Diego St.	0	3	149	A	UNLV	0	3
										93	A	Wyoming	0	3	152	A	Denver	2	3
										93	H	Wyoming	0	3	158	A	Boise St.	0	3
										99	A	New Mexico	0	3	158	H	Boise St.	0	3
										99	H	New Mexico	0	3	160	H	Northern Ariz.	0	3
															184	N	Hofstra	0	3
															229	N	St. John's (NY)	0	3
															267	N	Bryant	3	1
															282	N	Seattle	0	3
															291	H	S.C. Upstate	3	1
															308	A	Navy	3	0
LAST 10 GAMES																			
158 A Boise St.					0	3	149 A UNLV					0	3						
99 A New Mexico					0	3	92 A San Diego St.					0	3						
57 A TCU					0	3	158 H Boise St.					0	3						
31 H Colorado St.					0	3	57 H TCU					0	3						
93 H Wyoming					0	3	99 H New Mexico					0	3						

Non-Div. I Games:

Air Force

[illegible]

Non-Div. I Games:

Marist

Average RPI Win: 239		WON-LOST RECORD		WINNING PCT. RANK		LAST 10 GAMES		STRENGTH OF SCHEDULE		OPP. STRENGTH OF SCHEDULE		TEAM RPI		ADJ RPI		CONF. RPI		ADJ CONF. RPI	
Average RPI Loss: 136																			
DIV. I ONLY		8- 21		.27586 279		2- 8		173		150		251		.4087 248		11		12	
DIV. I NON-CONF.		7- 10		.41176 217		1- 0		216		229		223		.42568 242		11		11	
TOTALS		RPI 1-25		RPI 26-50		W-L RECORDS		RPI 51-100		RPI 101-150		RPI 150+							
8- 21		0- 2		0- 2		OVERALL		1- 2		0- 6		7- 9							
5- 6		0- 1		0- 1		HOME		1- 0		0- 2		4- 2							
0- 11		0- 1		0- 1		AWAY		0- 2		0- 4		0- 3							
3- 4		0- 0		0- 0		NEUTRAL		0- 0		0- 0		3- 4							
7- 10		0- 1		0- 0		NON-CONFERENCE		0- 1		0- 1		7- 7							
4- 2		0- 0		0- 0		HOME		0- 0		0- 0		4- 2							
0- 4		0- 1		0- 0		AWAY		0- 1		0- 1		0- 1							
3- 4		0- 0		0- 0		NEUTRAL		0- 0		0- 0		3- 4							
1- 11		0- 1		0- 2		CONFERENCE		1- 1		0- 5		0- 2							
1- 4		0- 1		0- 1		HOME		1- 0		0- 2		0- 0							
0- 7		0- 0		0- 1		AWAY		0- 1		0- 3		0- 2							
0- 0		0- 0		0- 0		NEUTRAL		0- 0		0- 0		0- 0							
RPI S	Opponent	Score		RPI S	Opponent	Score		RPI S	Opponent	Score		RPI S	Opponent	Score					
15 A	Penn St.	0	3	37 H	Louisville	0	3	55 A	Notre Dame	0	3	101 H	Villanova	0	3				
18 H	Cincinnati	1	3	40 A	Marquette	2	3	95 A	Sacred Heart	0	3	114 A	Syracuse	1	3				
								97 H	Seton Hall	3	0	125 H	Georgetown	2	3				
												135 A	Sam Houston St.	1	3				
												137 A	Pittsburgh	0	3				
												150 A	South Fla.	0	3				
												165 H	Princeton	1	3				
												168 A	West Virginia	0	3				
												173 N	Fla. Gulf Coast	2	3				
												175 N	Long Island	0	3				
												184 A	Hofstra	1	3				
												190 H	Lehigh	3	0				
												205 N	A&M-Corpus Christi	0	3				
												225 H	NJIT	3	1				
												243 H	Binghamton	1	3				
												251 A	DePaul	2	3				
												265 N	Brown	3	2				
												268 H	Fordham	3	1				
												269 N	Hartford	3	2				
												275 N	Louisiana Tech	2	3				
												287 N	Tex.-Pan American	3	0				
												307 H	Howard	3	1				
LAST 10 GAMES																			
55 A	Notre Dame	0	3	114 A	Syracuse	1	3	97 H	Seton Hall	3	0	37 H	Louisville	0	3				
251 A	DePaul	2	3	97 H	Seton Hall	3	0	37 H	Louisville	0	3	18 H	Cincinnati	1	3				
125 H	Georgetown	2	3	37 H	Louisville	0	3	18 H	Cincinnati	1	3	268 H	Fordham	3	1				
101 H	Villanova	0	3	18 H	Cincinnati	1	3	268 H	Fordham	3	1								
40 A	Marquette	2	3	268 H	Fordham	3	1												

Non-Div. I Games:

Rutgers

Average RPI Win:	246	WON-LOST	WINNING	LAST 10	STRENGTH OF	OPP. STRENGTH	TEAM	ADJ	CONF.	ADJ CONF.	
Average RPI Loss:	114	RECORD	PCT. RANK	GAMES	SCHEDULE	OF SCHEDULE	RPI	RPI	RPI	RPI	
DIV. I ONLY		5- 19	.20833 296	3- 7	150	113	256	.40807 249	13	13	
DIV. I NON-CONF.		3- 9	.25 269	1- 0	197	91	257	.41543 253	13	13	
<hr/>											
TOTALS	RPI 1-25	RPI 26-50		W-L RECORDS	RPI 51-100		RPI 101-150		RPI 150+		
5- 19	0- 3	0- 1		OVERALL	0- 3		0- 4		5- 8		
2- 5	0- 1	0- 0		HOME	0- 1		0- 1		2- 2		
2- 8	0- 1	0- 1		AWAY	0- 2		0- 1		2- 3		
1- 6	0- 1	0- 0		NEUTRAL	0- 0		0- 2		1- 3		
<hr/>											
3- 9	0- 1	0- 1		NON-CONFERENCE	0- 1		0- 3		3- 3		
1- 1	0- 0	0- 0		HOME	0- 0		0- 1		1- 0		
1- 2	0- 0	0- 1		AWAY	0- 1		0- 0		1- 0		
1- 6	0- 1	0- 0		NEUTRAL	0- 0		0- 2		1- 3		
<hr/>											
2- 10	0- 2	0- 0		CONFERENCE	0- 2		0- 1		2- 5		
1- 4	0- 1	0- 0		HOME	0- 1		0- 0		1- 2		
1- 6	0- 1	0- 0		AWAY	0- 1		0- 1		1- 3		
0- 0	0- 0	0- 0		NEUTRAL	0- 0		0- 0		0- 0		
<hr/>											
RPI S	Opponent	Score	RPI S	Opponent	Score	RPI S	Opponent	Score	RPI S	Opponent	Score
8 A	Hawaii	0 3	32 A	California	0 3	66 A	New Mexico St.	0 3	105 A	Idaho	1 3
8 H	Hawaii	0 3				66 H	New Mexico St.	0 3	117 N	Washington St.	0 3
20 N	Texas A&M	0 3				92 A	San Diego St.	0 3	139 N	UC Irvine	1 3
									149 H	UNLV	0 3
									151 N	Sacramento St.	1 3
									154 A	Fresno St.	1 3
									154 H	Fresno St.	2 3
									161 A	Utah St.	0 3
									179 N	Butler	0 3
									181 A	San Jose St.	0 3
									181 H	San Jose St.	0 3
									195 A	Portland	3 2
									195 N	Portland	2 3
									201 N	Texas-Arlington	3 1
									275 A	Louisiana Tech	3 0
									275 H	Louisiana Tech	3 0
									282 H	Seattle	3 0
<hr/>											
LAST 10 GAMES											
66 A	New Mexico St.	0 3	282 H	Seattle	3 0	161 A	Utah St.	0 3	105 A	Idaho	1 3
275 A	Louisiana Tech	3 0	105 A	Idaho	1 3	275 H	Louisiana Tech	3 0	66 H	New Mexico St.	0 3
8 H	Hawaii	0 3	66 H	New Mexico St.	0 3						
181 H	San Jose St.	0 3									
154 A	Fresno St.	1 3									

Non-Div. I Games:

Nevada

Average RPI Win:	279	WON-LOST RECORD	WINNING PCT. RANK	LAST 10 GAMES	STRENGTH OF SCHEDULE	OPP. STRENGTH OF SCHEDULE	TEAM RPI	ADJ RPI	CONF. RPI	ADJ CONF. RPI		
Average RPI Loss:	171											
DIV. I ONLY		12- 16	.42857	199	3- 7	244	279	244	.40645	250	28	28
DIV. I NON-CONF.		7- 9	.4375	202	0- 0	190	264	208	.44423	215	28	28
<hr/>												
TOTALS	RPI 1-25	RPI 26-50		W-L RECORDS		RPI 51-100		RPI 101-150		RPI 150+		
12- 16	0- 0	0- 1		OVERALL		0- 2		0- 2		12- 11		
4- 3	0- 0	0- 0		HOME		0- 0		0- 1		4- 2		
4- 8	0- 0	0- 1		AWAY		0- 0		0- 1		4- 6		
4- 5	0- 0	0- 0		NEUTRAL		0- 2		0- 0		4- 3		
7- 9	0- 0	0- 1		NON-CONFERENCE		0- 2		0- 1		7- 5		
2- 0	0- 0	0- 0		HOME		0- 0		0- 0		2- 0		
1- 4	0- 0	0- 1		AWAY		0- 0		0- 1		1- 2		
4- 5	0- 0	0- 0		NEUTRAL		0- 2		0- 0		4- 3		
5- 7	0- 0	0- 0		CONFERENCE		0- 0		0- 1		5- 6		
2- 3	0- 0	0- 0		HOME		0- 0		0- 1		2- 2		
3- 4	0- 0	0- 0		AWAY		0- 0		0- 0		3- 4		
0- 0	0- 0	0- 0		NEUTRAL		0- 0		0- 0		0- 0		
RPI S	Opponent	Score	RPI S	Opponent	Score	RPI S	Opponent	Score	RPI S	Opponent	Score	
46 A	Duke	0 3	51 N	Wisconsin	0 3	118 A	North Carolina St.	0 3	147 H	Winthrop	1 3	
			73 N	Furman	0 3	156 A	Liberty	2 3	156 H	Liberty	0 3	
						171 A	Charlotte	1 3	173 N	Fla. Gulf Coast	1 3	
						189 A	Elon	1 3	189 N	Elon	0 3	
						206 A	UNC Asheville	1 3	212 N	Md.-East. Shore	3 2	
						230 H	UNC Wilmington	3 0	232 N	Western Caro.	0 3	
						241 H	Presbyterian	3 2	262 A	Radford	2 3	
						262 H	Radford	1 3	272 A	Coastal Caro.	3 1	
						278 H	Hampton	3 2	295 A	High Point	3 0	
						295 H	High Point	3 2	296 N	Morgan St.	3 0	
						297 A	Gardner-Webb	3 2	299 N	Norfolk St.	3 0	
						302 A	Charleston So.	1 3	319 A	N.C. Central	3 0	
						319 N	N.C. Central	3 0				
LAST 10 GAMES												
262 A	Radford	2 3	241 H	Presbyterian	3 2	302 A	Charleston So.	1 3				
156 A	Liberty	2 3	147 H	Winthrop	1 3	319 A	N.C. Central	3 0				
297 A	Gardner-Webb	3 2	156 H	Liberty	0 3	319 N	N.C. Central	3 0				
206 A	UNC Asheville	1 3	262 H	Radford	1 3							
295 H	High Point	3 2	302 A	Charleston So.	1 3							

Non-Div. I Games:

Campbell

Average RPI Win: 243		WON-LOST	WINNING	LAST 10	STRENGTH OF	OPP. STRENGTH	TEAM	ADJ	CONF.	ADJ CONF.	
Average RPI Loss: 124		RECORD	PCT. RANK	GAMES	SCHEDULE	OF SCHEDULE	RPI	RPI	RPI	RPI	
DIV. I ONLY		7- 20	.25926 287	3- 7	200	141	263	.40635 251	11	12	
DIV. I NON-CONF.		4- 11	.26667 267	1- 1	232	205	271	.39532 266	11	11	
TOTALS		RPI 1-25	RPI 26-50	W-L RECORDS	RPI 51-100	RPI 101-150	RPI 150+				
7- 20	0- 1	0- 2	OVERALL	0- 5	1- 6	6- 6					
4- 9	0- 1	0- 2	HOME	0- 3	1- 2	3- 1					
1- 7	0- 0	0- 0	AWAY	0- 1	0- 2	1- 4					
2- 4	0- 0	0- 0	NEUTRAL	0- 1	0- 2	2- 1					
4- 11	0- 0	0- 1	NON-CONFERENCE	0- 3	0- 3	4- 4					
2- 3	0- 0	0- 1	HOME	0- 1	0- 0	2- 1					
0- 4	0- 0	0- 0	AWAY	0- 1	0- 1	0- 2					
2- 4	0- 0	0- 0	NEUTRAL	0- 1	0- 2	2- 1					
3- 9	0- 1	0- 1	CONFERENCE	0- 2	1- 3	2- 2					
2- 6	0- 1	0- 1	HOME	0- 2	1- 2	1- 0					
1- 3	0- 0	0- 0	AWAY	0- 0	0- 1	1- 2					
0- 0	0- 0	0- 0	NEUTRAL	0- 0	0- 0	0- 0					
RPI S	Opponent	Score	RPI S	Opponent	Score	RPI S	Opponent	Score	RPI S	Opponent	Score
18 H	Cincinnati	0 3	37 H	Louisville	0 3	55 H	Notre Dame	1 3	101 H	Villanova	2 3
			45 H	Kansas	0 3	72 N	IPFW	2 3	123 N	Duquesne	0 3
						92 H	San Diego St.	0 3	125 H	Georgetown	3 2
						93 A	Wyoming	0 3	128 A	Cleveland St.	0 3
						97 H	Seton Hall	0 3	134 N	Oregon St.	0 3
									137 A	Pittsburgh	1 3
									150 H	South Fla.	0 3
									166 A	Connecticut	1 3
									168 A	West Virginia	0 3
									170 H	Valparaiso	0 3
									185 N	South Dakota	3 2
									200 N	Gonzaga	0 3
									229 A	St. John's (NY)	3 0
									235 A	Ill.-Chicago	1 3
									248 H	Rutgers	3 2
									252 A	Western Ill.	0 3
									292 N	Loyola Chicago	3 0
									301 H	Montana St.	3 0
									318 H	Chicago St.	3 0
			LAST 10 GAMES								
			97 H	Seton Hall	0 3	150 H	South Fla.	0 3			
			248 H	Rutgers	3 2	252 A	Western Ill.	0 3			
			166 A	Connecticut	1 3	55 H	Notre Dame	1 3			
			229 A	St. John's (NY)	3 0	137 A	Pittsburgh	1 3			
			318 H	Chicago St.	3 0	168 A	West Virginia	0 3			

Non-Div. I Games:

DePaul

Average RPI Win:	251	WON-LOST	WINNING	LAST 10	STRENGTH OF	OPP. STRENGTH	TEAM	ADJ	CONF.	ADJ CONF.	
Average RPI Loss:	146	RECORD	PCT. RANK	GAMES	SCHEDULE	OF SCHEDULE	RPI	RPI	RPI	RPI	
DIV. I ONLY	12- 16	.42857	199	3- 7	289	201	258	.40559	252	14	14
DIV. I NON-CONF.	9- 3	.75	56	2- 0	325	315	231	.4382	224	14	14
<hr/>											
TOTALS	RPI 1-25	RPI 26-50		W-L RECORDS	RPI 51-100		RPI 101-150		RPI 150+		
12- 16	0- 0	0- 2		OVERALL	0- 4		2- 3		10- 7		
4- 7	0- 0	0- 1		HOME	0- 2		2- 1		2- 3		
3- 9	0- 0	0- 1		AWAY	0- 2		0- 2		3- 4		
5- 0	0- 0	0- 0		NEUTRAL	0- 0		0- 0		5- 0		
<hr/>											
9- 3	0- 0	0- 0		NON-CONFERENCE	0- 1		0- 0		9- 2		
2- 0	0- 0	0- 0		HOME	0- 0		0- 0		2- 0		
2- 3	0- 0	0- 0		AWAY	0- 1		0- 0		2- 2		
5- 0	0- 0	0- 0		NEUTRAL	0- 0		0- 0		5- 0		
<hr/>											
3- 13	0- 0	0- 2		CONFERENCE	0- 3		2- 3		1- 5		
2- 7	0- 0	0- 1		HOME	0- 2		2- 1		0- 3		
1- 6	0- 0	0- 1		AWAY	0- 1		0- 2		1- 2		
0- 0	0- 0	0- 0		NEUTRAL	0- 0		0- 0		0- 0		
<hr/>											
RPI S	Opponent	Score	RPI S	Opponent	Score	RPI S	Opponent	Score	RPI S	Opponent	Score
			44 A	North Dakota St.	0 3	71 A	Oral Roberts	1 3	122 A	IUPUI	1 3
			44 H	North Dakota St.	0 3	71 H	Oral Roberts	0 3	122 H	IUPUI	0 3
						72 H	IPFW	2 3	138 H	Oakland	3 1
						96 A	Illinois St.	1 3	146 A	South Dakota St.	0 3
									146 H	South Dakota St.	3 0
									185 A	South Dakota	1 3
									185 H	South Dakota	2 3
									210 A	Indiana St.	3 0
									214 N	Kent St.	3 2
									218 A	UMKC	3 1
									218 H	UMKC	2 3
									227 A	Southern Utah	0 3
									227 H	Southern Utah	2 3
									235 A	Ill.-Chicago	1 3
									251 H	DePaul	3 0
									274 A	SIU Edwardsville	2 3
									274 N	SIU Edwardsville	3 1
									279 N	Wofford	3 0
									316 N	Ark.-Pine Bluff	3 0
									318 A	Chicago St.	3 0
									318 H	Chicago St.	3 0
									327 N	Savannah St.	3 0
<hr/>											
			LAST 10 GAMES								
			122 A	IUPUI	1 3	71 A	Oral Roberts	1 3			
			318 A	Chicago St.	3 0	251 H	DePaul	3 0			
			218 H	UMKC	2 3	44 H	North Dakota St.	0 3			
			185 H	South Dakota	2 3	146 H	South Dakota St.	3 0			
			227 A	Southern Utah	0 3	72 H	IPFW	2 3			

Non-Div. I Games:

Western Ill.

Average RPI Win:	262	WON-LOST	WINNING		LAST 10		STRENGTH OF		OPP. STRENGTH		TEAM	ADJ		CONF.	ADJ CONF.			
Average RPI Loss:	195	RECORD	PCT. RANK		GAMES		SCHEDULE		OF SCHEDULE		RPI	RPI		RPI	RPI			
DIV. I ONLY		11- 14	.44	194	7- 3		261		281		248	.4045	253	30	30			
DIV. I NON-CONF.		2- 7	.22222	281	0- 1		229		132		274	.39458	267	31	30			
TOTALS		RPI 1-25		RPI 26-50		W-L RECORDS		RPI 51-100		RPI 101-150		RPI 150+						
11- 14		0- 0		0- 0		OVERALL		0- 3		0- 1		11- 10						
3- 5		0- 0		0- 0		HOME		0- 0		0- 0		3- 5						
6- 7		0- 0		0- 0		AWAY		0- 1		0- 1		6- 5						
2- 2		0- 0		0- 0		NEUTRAL		0- 2		0- 0		2- 0						
2- 7		0- 0		0- 0		NON-CONFERENCE		0- 3		0- 1		2- 3						
0- 1		0- 0		0- 0		HOME		0- 0		0- 0		0- 1						
0- 4		0- 0		0- 0		AWAY		0- 1		0- 1		0- 2						
2- 2		0- 0		0- 0		NEUTRAL		0- 2		0- 0		2- 0						
9- 7		0- 0		0- 0		CONFERENCE		0- 0		0- 0		9- 7						
3- 4		0- 0		0- 0		HOME		0- 0		0- 0		3- 4						
6- 3		0- 0		0- 0		AWAY		0- 0		0- 0		6- 3						
0- 0		0- 0		0- 0		NEUTRAL		0- 0		0- 0		0- 0						
RPI	S	Opponent	Score	RPI	S	Opponent	Score	RPI	S	Opponent	Score	RPI	S	Opponent	Score			
								88	A	Albany (NY)	0	3		114	A	Syracuse	0	3
								88	N	Albany (NY)	1	3		159	N	Colorado	3	2
								95	N	Sacred Heart	0	3		164	A	Niagara	3	0
														164	H	Niagara	1	3
														184	H	Hofstra	1	3
														193	A	Fairfield	1	3
														193	H	Fairfield	2	3
														234	A	Manhattan	3	1
														243	A	Binghamton	0	3
														247	A	Marist	3	2
														247	H	Marist	3	0
														266	A	Canisius	0	3
														266	H	Canisius	2	3
														268	A	Fordham	1	3
														273	A	Iona	3	0
														273	H	Iona	0	3
														289	A	Loyola Maryland	2	3
														289	H	Loyola Maryland	3	1
														298	N	Youngstown St.	3	2
														322	A	Rider	3	1
														322	H	Rider	3	0
														325	A	Saint Peter's	3	1
				LAST 10 GAMES														
								266	A	Canisius	0	3		289	H	Loyola Maryland	3	1
								164	A	Niagara	3	0		322	H	Rider	3	0
								88	A	Albany (NY)	0	3		325	A	Saint Peter's	3	1
								247	A	Marist	3	2		234	A	Manhattan	3	1
								273	A	Iona	3	0		164	H	Niagara	1	3

Non-Div. I Games:

Siena

Average RPI Win: 257		WON-LOST RECORD		WINNING PCT. RANK		LAST 10 GAMES		STRENGTH OF SCHEDULE		OPP. STRENGTH OF SCHEDULE		TEAM RPI		ADJ RPI		CONF. RPI		ADJ CONF. RPI	
DIV. I ONLY		10- 19		.34483 247		6- 4		195		235		249		.40297 254		27		27	
DIV. I NON-CONF.		2- 9		.18182 290		0- 0		104		132		241		.43321 231		25		25	
TOTALS		RPI 1-25		RPI 26-50		W-L RECORDS		RPI 51-100		RPI 101-150		RPI 150+							
10- 19		0- 0		0- 1		OVERALL		0- 5		0- 3		10- 10							
5- 5		0- 0		0- 0		HOME		0- 1		0- 0		5- 4							
3- 8		0- 0		0- 0		AWAY		0- 2		0- 1		3- 5							
2- 6		0- 0		0- 1		NEUTRAL		0- 2		0- 2		2- 1							
2- 9		0- 0		0- 1		NON-CONFERENCE		0- 3		0- 3		2- 2							
0- 0		0- 0		0- 0		HOME		0- 0		0- 0		0- 0							
0- 3		0- 0		0- 0		AWAY		0- 1		0- 1		0- 1							
2- 6		0- 0		0- 1		NEUTRAL		0- 2		0- 2		2- 1							
8- 10		0- 0		0- 0		CONFERENCE		0- 2		0- 0		8- 8							
5- 5		0- 0		0- 0		HOME		0- 1		0- 0		5- 4							
3- 5		0- 0		0- 0		AWAY		0- 1		0- 0		3- 4							
0- 0		0- 0		0- 0		NEUTRAL		0- 0		0- 0		0- 0							
RPI S	Opponent	Score		RPI S	Opponent	Score		RPI S	Opponent	Score		RPI S	Opponent	Score					
				29 N	Missouri	0	3	85 A	Lipscomb	0	3	103 N	Auburn	1	3				
								89 N	FIU	0	3	106 N	Central Mich.	1	3				
								90 N	Texas St.	1	3	141 A	Alabama	1	3				
								94 A	Morehead St.	1	3	178 A	Tennessee St.	1	3				
								94 H	Morehead St.	1	3	178 H	Tennessee St.	3	0				
												179 A	Butler	0	3				
												189 N	Elon	1	3				
												207 N	East Tenn. St.	3	1				
												213 A	UT Martin	3	2				
												213 H	UT Martin	1	3				
												216 A	Eastern Ky.	1	3				
												216 H	Eastern Ky.	3	2				
												258 H	Southeast Mo. St.	2	3				
												263 A	Jacksonville St.	1	3				
												263 H	Jacksonville St.	3	1				
												274 A	SIU Edwardsville	2	3				
												274 H	SIU Edwardsville	2	3				
												277 H	Murray St.	3	0				
												290 A	Eastern Ill.	3	0				
												290 H	Eastern Ill.	1	3				
												306 A	Tennessee Tech	3	0				
												306 H	Tennessee Tech	3	1				
												311 N	Alabama St.	3	0				
				LAST 10 GAMES															
				213 A UT Martin 3 2				290 A Eastern Ill. 3 0				311 N Alabama St. 3 0							
				178 A Tennessee St. 1 3				274 A SIU Edwardsville 2 3											
				263 H Jacksonville St. 3 1				213 H UT Martin 1 3											
				306 H Tennessee Tech 3 1				178 H Tennessee St. 3 0											
				94 H Morehead St. 1 3				277 H Murray St. 3 0											

Non-Div. I Games:

Austin Peay

Average RPI Win: 272		WON-LOST	WINNING	LAST 10	STRENGTH OF		OPP. STRENGTH	TEAM	ADJ	CONF.	ADJ CONF.
Average RPI Loss: 140		RECORD	PCT. RANK	GAMES	SCHEDULE		OF SCHEDULE	RPI	RPI	RPI	RPI
DIV. I ONLY		6- 22	.21429	295	4- 6		130	225	261	.40232	255
DIV. I NON-CONF.		1- 12	.07692	307	0- 1		58	172	252	.42319	244
TOTALS		RPI 1-25	RPI 26-50		W-L RECORDS		RPI 51-100		RPI 101-150		RPI 150+
6- 22	0- 0	0- 1		OVERALL		0- 5		0- 7		6- 9	
2- 8	0- 0	0- 0		HOME		0- 2		0- 2		2- 4	
4- 9	0- 0	0- 1		AWAY		0- 2		0- 3		4- 3	
0- 5	0- 0	0- 0		NEUTRAL		0- 1		0- 2		0- 2	
1- 12	0- 0	0- 1		NON-CONFERENCE		0- 3		0- 5		1- 3	
0- 3	0- 0	0- 0		HOME		0- 1		0- 1		0- 1	
1- 4	0- 0	0- 1		AWAY		0- 1		0- 2		1- 0	
0- 5	0- 0	0- 0		NEUTRAL		0- 1		0- 2		0- 2	
5- 10	0- 0	0- 0		CONFERENCE		0- 2		0- 2		5- 6	
2- 5	0- 0	0- 0		HOME		0- 1		0- 1		2- 3	
3- 5	0- 0	0- 0		AWAY		0- 1		0- 1		3- 3	
0- 0	0- 0	0- 0		NEUTRAL		0- 0		0- 0		0- 0	
RPI S	Opponent	Score	RPI S	Opponent	Score	RPI S	Opponent	Score	RPI S	Opponent	Score
			36 A	Dayton	0 3	62 A	Milwaukee	0 3	106 N	Central Mich.	0 3
						62 H	Milwaukee	0 3	128 A	Cleveland St.	0 3
						70 A	Xavier	0 3	128 H	Cleveland St.	0 3
						72 H	IPFW	0 3	130 H	Bowling Green	0 3
						100 N	James Madison	0 3	133 A	Toledo	0 3
									138 A	Oakland	0 3
									138 N	Oakland	1 3
									164 N	Niagara	0 3
									169 H	Miami (OH)	1 3
									170 A	Valparaiso	0 3
									170 H	Valparaiso	0 3
									179 A	Butler	0 3
									188 N	Davidson	0 3
									211 A	Green Bay	3 1
									211 H	Green Bay	1 3
									235 A	Ill.-Chicago	0 3
									235 H	Ill.-Chicago	3 0
									292 A	Loyola Chicago	3 2
									292 H	Loyola Chicago	1 3
									295 A	High Point	3 0
									298 A	Youngstown St.	3 1
									298 H	Youngstown St.	3 0
LAST 10 GAMES											
			211 A	Green Bay	3 1	36 A	Dayton	0 3			
			292 A	Loyola Chicago	3 2	298 A	Youngstown St.	3 1			
			170 H	Valparaiso	0 3	128 A	Cleveland St.	0 3			
			235 H	Ill.-Chicago	3 0	292 H	Loyola Chicago	1 3			
			62 H	Milwaukee	0 3	211 H	Green Bay	1 3			

Non-Div. I Games:

Wright St.

Non-Div. I Games:

Mercer

Average RPI Win: 273		WON-LOST	WINNING	LAST 10	STRENGTH OF		OPP. STRENGTH	TEAM	ADJ	CONF.	ADJ CONF.
Average RPI Loss: 145		RECORD	PCT. RANK	GAMES	SCHEDULE		OF SCHEDULE	RPI	RPI	RPI	RPI
DIV. I ONLY		10- 18	.35714	239	4- 6		240	220	255	.3976	257
DIV. I NON-CONF.		5- 9	.35714	239	0- 0		174	176	214	.4479	210
TOTALS		RPI 1-25	RPI 26-50		W-L RECORDS		RPI 51-100		RPI 101-150		RPI 150+
10- 18	0- 0	0- 2		OVERALL		0- 6		0- 1		10- 9	
5- 4	0- 0	0- 0		HOME		0- 2		0- 0		5- 2	
4- 10	0- 0	0- 1		AWAY		0- 3		0- 0		4- 6	
1- 4	0- 0	0- 1		NEUTRAL		0- 1		0- 1		1- 1	
5- 9	0- 0	0- 2		NON-CONFERENCE		0- 4		0- 1		5- 2	
2- 1	0- 0	0- 0		HOME		0- 1		0- 0		2- 0	
2- 4	0- 0	0- 1		AWAY		0- 2		0- 0		2- 1	
1- 4	0- 0	0- 1		NEUTRAL		0- 1		0- 1		1- 1	
5- 9	0- 0	0- 0		CONFERENCE		0- 2		0- 0		5- 7	
3- 3	0- 0	0- 0		HOME		0- 1		0- 0		3- 2	
2- 6	0- 0	0- 0		AWAY		0- 1		0- 0		2- 5	
0- 0	0- 0	0- 0		NEUTRAL		0- 0		0- 0		0- 0	
RPI S	Opponent	Score	RPI S	Opponent	Score	RPI S	Opponent	Score	RPI S	Opponent	Score
31 N	Colorado St.	0 3	53 A	Creighton	0 3	144 N	Northern Colo.	0 3	182 N	Drake	2 3
42 A	Baylor	0 3	59 N	UAB	1 3	196 A	Central Ark.	2 3	196 H	Central Ark.	3 1
			63 A	Arkansas	0 3	201 A	Texas-Arlington	2 3	205 A	A&M-Corpus Christi	2 3
			71 H	Oral Roberts	2 3	220 A	Nicholls St.	0 3	220 H	Nicholls St.	2 3
			81 H	UTSA	0 3	238 A	Lamar	3 2	238 H	Lamar	1 3
			90 A	Texas St.	1 3	244 A	La.-Monroe	2 3	244 H	La.-Monroe	3 1
						261 A	Northwestern St.	1 3	261 H	Northwestern St.	3 1
						275 A	Louisiana Tech	3 1	287 N	Tex.-Pan American	3 0
						293 H	Prairie View	3 1	309 A	Southeastern La.	3 0
						309 H	Southeastern La.	3 0	309 H	Southeastern La.	3 0
						313 A	Grambling	3 0			
LAST 10 GAMES											
261 H	Northwestern St.	3 1	238 A	Lamar	3 2						
196 H	Central Ark.	3 1	261 A	Northwestern St.	1 3						
309 A	Southeastern La.	3 0	196 A	Central Ark.	2 3						
220 A	Nicholls St.	0 3	81 H	UTSA	0 3						
205 A	A&M-Corpus Christi	2 3	238 H	Lamar	1 3						

Non-Div. I Games:

McNeese St.

Average RPI Win:	261	WON-LOST	WINNING	LAST 10	STRENGTH OF	OPP. STRENGTH	TEAM	ADJ	CONF.	ADJ CONF.			
Average RPI Loss:	186	RECORD	PCT. RANK	GAMES	SCHEDULE	OF SCHEDULE	RPI	RPI	RPI	RPI			
DIV. I ONLY	12- 16	.42857	199	5- 5	276	236	253	.39725	258	27	27		
DIV. I NON-CONF.	2- 9	.18182	290	0- 0	269	174	297	.35933	293	25	25		
<hr/>													
TOTALS	RPI 1-25	RPI 26-50		W-L RECORDS	RPI 51-100		RPI 101-150		RPI 150+				
12- 16	0- 0	0- 1		OVERALL	0- 2		0- 3		12- 10				
6- 1	0- 0	0- 0		HOME	0- 1		0- 0		6- 0				
4- 11	0- 0	0- 0		AWAY	0- 1		0- 3		4- 7				
2- 4	0- 0	0- 1		NEUTRAL	0- 0		0- 0		2- 3				
<hr/>													
2- 9	0- 0	0- 1		NON-CONFERENCE	0- 0		0- 3		2- 5				
0- 0	0- 0	0- 0		HOME	0- 0		0- 0		0- 0				
0- 5	0- 0	0- 0		AWAY	0- 0		0- 3		0- 2				
2- 4	0- 0	0- 1		NEUTRAL	0- 0		0- 0		2- 3				
<hr/>													
10- 7	0- 0	0- 0		CONFERENCE	0- 2		0- 0		10- 5				
6- 1	0- 0	0- 0		HOME	0- 1		0- 0		6- 0				
4- 6	0- 0	0- 0		AWAY	0- 1		0- 0		4- 5				
0- 0	0- 0	0- 0		NEUTRAL	0- 0		0- 0		0- 0				
<hr/>													
RPI	S	Opponent	Score	RPI	S	Opponent	Score	RPI	S	Opponent	Score		
				43	N	Arizona	0 3	94	A	Morehead St.	2 3		
								94	H	Morehead St.	1 3		
										111	A	Arkansas St.	0 3
										140	A	Indiana	0 3
										145	A	Memphis	1 3
										178	A	Tennessee St.	2 3
										191	A	Evansville	2 3
										198	N	Georgia St.	0 3
										203	N	Buffalo	3 1
										213	A	UT Martin	1 3
										213	H	UT Martin	3 1
										216	A	Eastern Ky.	3 1
										216	H	Eastern Ky.	3 1
										223	A	UALR	0 3
										235	N	Ill.-Chicago	2 3
										254	A	Austin Peay	3 2
										263	A	Jacksonville St.	2 3
										263	H	Jacksonville St.	3 1
										274	A	SIU Edwardsville	0 3
										277	A	Murray St.	0 3
										277	H	Murray St.	3 2
										290	A	Eastern Ill.	3 0
										290	H	Eastern Ill.	3 1
										294	N	Alabama A&M	1 3
										298	N	Youngstown St.	3 2
										306	A	Tennessee Tech	3 1
										306	H	Tennessee Tech	3 1
				LAST 10 GAMES									
				216	A	Eastern Ky.	3 1	306	A	Tennessee Tech	3 1		
				94	A	Morehead St.	2 3	94	H	Morehead St.	1 3		
				213	H	UT Martin	3 1	216	H	Eastern Ky.	3 1		
				277	A	Murray St.	0 3	178	A	Tennessee St.	2 3		
				263	A	Jacksonville St.	2 3	254	A	Austin Peay	3 2		

Non-Div. I Games:

Southeast Mo. St.

Average RPI Win: 283		WON-LOST	WINNING	LAST 10	STRENGTH OF		OPP. STRENGTH	TEAM	ADJ		CONF.	ADJ CONF.
Average RPI Loss: 139		RECORD	PCT. RANK	GAMES	SCHEDULE		OF SCHEDULE	RPI	RPI		RPI	RPI
DIV. I ONLY		7- 19	.26923	283	216		210	270	.39514		259	17
DIV. I NON-CONF.		3- 9	.25	269	164		223	251	.41952		248	17
TOTALS		RPI 1-25	RPI 26-50		W-L RECORDS		RPI 51-100		RPI 101-150		RPI 150+	
7- 19	0- 0	0- 1		OVERALL		0- 5		0- 6		7- 7		
4- 5	0- 0	0- 0		HOME		0- 1		0- 2		4- 2		
1- 10	0- 0	0- 1		AWAY		0- 3		0- 2		1- 4		
2- 4	0- 0	0- 0		NEUTRAL		0- 1		0- 2		2- 1		
3- 9	0- 0	0- 0		NON-CONFERENCE		0- 2		0- 4		3- 3		
2- 1	0- 0	0- 0		HOME		0- 0		0- 1		2- 0		
0- 4	0- 0	0- 0		AWAY		0- 1		0- 1		0- 2		
1- 4	0- 0	0- 0		NEUTRAL		0- 1		0- 2		1- 1		
4- 10	0- 0	0- 1		CONFERENCE		0- 3		0- 2		4- 4		
2- 4	0- 0	0- 0		HOME		0- 1		0- 1		2- 2		
1- 6	0- 0	0- 1		AWAY		0- 2		0- 1		1- 2		
1- 0	0- 0	0- 0		NEUTRAL		0- 0		0- 0		1- 0		
RPI S	Opponent	Score	RPI S	Opponent	Score	RPI S	Opponent	Score	RPI S	Opponent	Score	
			36 A Dayton	0	3	70 A Xavier	0	3	101 N Villanova	0	3	
						79 A Delaware	0	3	104 H George Washington	0	3	
						83 A Saint Louis	0	3	110 H South Carolina	0	3	
						83 H Saint Louis	0	3	114 N Syracuse	1	3	
						99 N New Mexico	1	3	123 A Duquesne	0	3	
									137 A Pittsburgh	0	3	
									171 H Charlotte	1	3	
									175 A Long Island	1	3	
									190 N Lehigh	1	3	
									202 A Rhode Island	1	3	
									202 H Rhode Island	3	0	
									224 A Penn	1	3	
									233 H Stony Brook	3	2	
									268 A Fordham	1	3	
									268 H Fordham	1	3	
									296 N Morgan St.	3	0	
									310 A La Salle	3	1	
									310 H La Salle	3	2	
									310 N La Salle	3	1	
									322 H Rider	3	0	
LAST 10 GAMES												
			202 A Rhode Island	1	3	104 H George Washington	0	3				
			268 A Fordham	1	3	123 A Duquesne	0	3				
			83 H Saint Louis	0	3	83 A Saint Louis	0	3				
			310 H La Salle	3	2	310 A La Salle	3	1				
			171 H Charlotte	1	3	268 H Fordham	1	3				

Non-Div. I Games:

Temple

Average RPI Win: 260		WON-LOST	WINNING	LAST 10	STRENGTH OF		OPP. STRENGTH	TEAM	ADJ		CONF.	ADJ CONF.
Average RPI Loss: 151		RECORD	PCT. RANK	GAMES	SCHEDULE		OF SCHEDULE	RPI	RPI		RPI	RPI
DIV. I ONLY		5- 19	.20833 296	3- 7	139		227	264	.39356 260		19	19
DIV. I NON-CONF.		2- 10	.16667 294	0- 1	173		230	276	.38742 272		21	21
TOTALS		RPI 1-25	RPI 26-50	W-L RECORDS	RPI 51-100		RPI 101-150	RPI 150+				
5- 19	0- 0		0- 1	OVERALL	0- 2		0- 6	5- 10				
2- 8	0- 0		0- 0	HOME	0- 1		0- 2	2- 5				
2- 8	0- 0		0- 0	AWAY	0- 1		0- 2	2- 5				
1- 3	0- 0		0- 1	NEUTRAL	0- 0		0- 2	1- 0				
2- 10	0- 0		0- 1	NON-CONFERENCE	0- 0		0- 4	2- 5				
0- 3	0- 0		0- 0	HOME	0- 0		0- 1	0- 2				
1- 4	0- 0		0- 0	AWAY	0- 0		0- 1	1- 3				
1- 3	0- 0		0- 1	NEUTRAL	0- 0		0- 2	1- 0				
3- 9	0- 0		0- 0	CONFERENCE	0- 2		0- 2	3- 5				
2- 5	0- 0		0- 0	HOME	0- 1		0- 1	2- 3				
1- 4	0- 0		0- 0	AWAY	0- 1		0- 1	1- 2				
0- 0	0- 0		0- 0	NEUTRAL	0- 0		0- 0	0- 0				
RPI S	Opponent	Score	RPI S	Opponent	Score	RPI S	Opponent	Score	RPI S	Opponent	Score	
			36 N	Dayton	0 3	76 A	Yale	0 3	104 N	George Washington	0 3	
						76 H	Yale	0 3	107 H	UTEP	0 3	
									113 A	American	1 3	
									114 N	Syracuse	1 3	
									143 A	Columbia	0 3	
									143 H	Columbia	2 3	
									155 A	VCU	1 3	
									164 H	Niagara	0 3	
									165 H	Princeton	1 3	
									177 A	Dartmouth	0 3	
									177 H	Dartmouth	2 3	
									187 A	Colgate	1 3	
									199 A	Harvard	3 1	
									199 H	Harvard	3 2	
									203 A	Buffalo	1 3	
									224 H	Penn	1 3	
									243 H	Binghamton	1 3	
									265 A	Brown	2 3	
									265 H	Brown	3 1	
									315 A	Delaware St.	3 0	
									324 N	N.C. A&T	3 0	
			LAST 10 GAMES									
			199 H	Harvard	3 2	177 A	Dartmouth	0 3				
			177 H	Dartmouth	2 3	199 A	Harvard	3 1				
			76 H	Yale	0 3	187 A	Colgate	1 3				
			265 H	Brown	3 1	165 H	Princeton	1 3				
			143 A	Columbia	0 3	224 H	Penn	1 3				

Non-Div. I Games:

Cornell

Average RPI Win: 256		WON-LOST	WINNING	LAST 10	STRENGTH OF		OPP. STRENGTH	TEAM	ADJ	CONF.	ADJ CONF.
Average RPI Loss: 155		RECORD	PCT. RANK	GAMES	SCHEDULE		OF SCHEDULE	RPI	RPI	RPI	RPI
DIV. I ONLY		8- 19	.2963	268	3- 7		197	234	262	.39285	261
DIV. I NON-CONF.		4- 8	.33333	243	1- 0		168	250	234	.43427	229
TOTALS		RPI 1-25	RPI 26-50		W-L RECORDS		RPI 51-100		RPI 101-150		RPI 150+
8- 19	0- 0	0- 0		OVERALL		0- 6		0- 5		8- 8	
2- 6	0- 0	0- 0		HOME		0- 2		0- 1		2- 3	
4- 8	0- 0	0- 0		AWAY		0- 2		0- 2		4- 4	
2- 5	0- 0	0- 0		NEUTRAL		0- 2		0- 2		2- 1	
4- 8	0- 0	0- 0		NON-CONFERENCE		0- 3		0- 3		4- 2	
1- 1	0- 0	0- 0		HOME		0- 0		0- 1		1- 0	
1- 2	0- 0	0- 0		AWAY		0- 1		0- 0		1- 1	
2- 5	0- 0	0- 0		NEUTRAL		0- 2		0- 2		2- 1	
4- 11	0- 0	0- 0		CONFERENCE		0- 3		0- 2		4- 6	
1- 5	0- 0	0- 0		HOME		0- 2		0- 0		1- 3	
3- 6	0- 0	0- 0		AWAY		0- 1		0- 2		3- 3	
0- 0	0- 0	0- 0		NEUTRAL		0- 0		0- 0		0- 0	
RPI S	Opponent	Score	RPI S	Opponent	Score	RPI S	Opponent	Score	RPI S	Opponent	Score
						66 N	New Mexico St.	1 3	111 H	Arkansas St.	0 3
						81 H	UTSA	0 3	115 N	Houston Baptist	1 3
						87 A	Texas Tech	0 3	135 A	Sam Houston St.	1 3
						90 A	Texas St.	0 3	148 A	Stephen F. Austin	0 3
						90 H	Texas St.	1 3	149 N	UNLV	2 3
						94 N	Morehead St.	0 3	176 A	Southern Miss.	1 3
									196 A	Central Ark.	3 1
									196 H	Central Ark.	2 3
									201 A	Texas-Arlington	2 3
									205 H	A&M-Corpus Christi	2 3
									220 A	Nicholls St.	3 1
									231 N	La.-Lafayette	3 1
									237 N	Jackson St.	3 1
									238 A	Lamar	1 3
									238 H	Lamar	1 3
									257 A	McNeese St.	1 3
									257 H	McNeese St.	3 1
									275 A	Louisiana Tech	3 0
									276 N	Chattanooga	1 3
									309 A	Southeastern La.	3 1
									326 H	Alcorn St.	3 0
LAST 10 GAMES											
						257 A	McNeese St.	1 3	275 A	Louisiana Tech	3 0
						238 A	Lamar	1 3	257 H	McNeese St.	3 1
						205 H	A&M-Corpus Christi	2 3	238 H	Lamar	1 3
						81 H	UTSA	0 3	90 H	Texas St.	1 3
						201 A	Texas-Arlington	2 3	196 A	Central Ark.	3 1

Non-Div. I Games:

Northwestern St.

Average RPI Win: 289		WON-LOST RECORD		WINNING PCT. RANK		LAST 10 GAMES		STRENGTH OF SCHEDULE		OPP. STRENGTH OF SCHEDULE		TEAM RPI		ADJ RPI		CONF. RPI		ADJ CONF. RPI	
DIV. I ONLY		13- 14		.48148 173		6- 4		303		282		260		.39231 262		28		28	
DIV. I NON-CONF.		6- 9		.4 222		0- 1		305		290		279		.37637 281		28		28	
TOTALS		RPI 1-25		RPI 26-50		W-L RECORDS		RPI 51-100		RPI 101-150		RPI 150+							
13- 14		0- 0		0- 0		OVERALL		0- 1		0- 2		13- 11							
8- 4		0- 0		0- 0		HOME		0- 1		0- 0		8- 3							
3- 7		0- 0		0- 0		AWAY		0- 0		0- 1		3- 6							
2- 3		0- 0		0- 0		NEUTRAL		0- 0		0- 1		2- 2							
6- 9		0- 0		0- 0		NON-CONFERENCE		0- 1		0- 1		6- 7							
3- 2		0- 0		0- 0		HOME		0- 1		0- 0		3- 1							
1- 4		0- 0		0- 0		AWAY		0- 0		0- 0		1- 4							
2- 3		0- 0		0- 0		NEUTRAL		0- 0		0- 1		2- 2							
7- 5		0- 0		0- 0		CONFERENCE		0- 0		0- 1		7- 4							
5- 2		0- 0		0- 0		HOME		0- 0		0- 0		5- 2							
2- 3		0- 0		0- 0		AWAY		0- 0		0- 1		2- 2							
0- 0		0- 0		0- 0		NEUTRAL		0- 0		0- 0		0- 0							
RPI S	Opponent	Score		RPI S	Opponent	Score		RPI S	Opponent	Score		RPI S	Opponent	Score					
								100 H	James Madison	1	3	145 N	Memphis	1	3				
												147 A	Winthrop	0	3				
												156 A	Liberty	2	3				
												156 H	Liberty	2	3				
												169 A	Miami (OH)	1	3				
												173 N	Fla. Gulf Coast	1	3				
												184 A	Hofstra	2	3				
												189 A	Elon	0	3				
												206 H	UNC Asheville	1	3				
												218 H	UMKC	2	3				
												234 N	Manhattan	2	3				
												236 A	UNC Greensboro	0	3				
												241 A	Presbyterian	3	0				
												250 A	Campbell	3	1				
												250 H	Campbell	3	2				
												272 H	Coastal Caro.	3	2				
												291 H	S.C. Upstate	3	2				
												294 N	Alabama A&M	3	2				
												295 A	High Point	2	3				
												295 H	High Point	3	0				
												297 H	Gardner-Webb	3	0				
												302 H	Charleston So.	3	0				
												307 N	Howard	3	1				
												318 H	Chicago St.	3	0				
												319 A	N.C. Central	3	0				
												324 H	N.C. A&T	3	0				
LAST 10 GAMES																			

Non-Div. I Games:

Radford

Average RPI Win:		270	WON-LOST RECORD		WINNING PCT. RANK		LAST 10 GAMES		STRENGTH OF SCHEDULE		OPP. STRENGTH OF SCHEDULE		TEAM RPI		ADJ RPI		CONF. RPI		ADJ CONF. RPI	
DIV. I ONLY			10- 18		.35714 239		4- 6		227		244		252		.3919 263		27		27	
DIV. I NON-CONF.			2- 8		.2 285		0- 0		71		147		216		.44749 211		25		25	
TOTALS		RPI 1-25		RPI 26-50		W-L RECORDS		RPI 51-100		RPI 101-150		RPI 150+								
10- 18		0- 2		0- 1		OVERALL		0- 3		0- 0		10- 12								
4- 4		0- 0		0- 0		HOME		0- 0		0- 0		4- 4								
4- 10		0- 1		0- 0		AWAY		0- 2		0- 0		4- 7								
2- 4		0- 1		0- 1		NEUTRAL		0- 1		0- 0		2- 1								
2- 8		0- 2		0- 1		NON-CONFERENCE		0- 2		0- 0		2- 3								
0- 0		0- 0		0- 0		HOME		0- 0		0- 0		0- 0								
0- 4		0- 1		0- 0		AWAY		0- 1		0- 0		0- 2								
2- 4		0- 1		0- 1		NEUTRAL		0- 1		0- 0		2- 1								
8- 10		0- 0		0- 0		CONFERENCE		0- 1		0- 0		8- 9								
4- 4		0- 0		0- 0		HOME		0- 0		0- 0		4- 4								
4- 6		0- 0		0- 0		AWAY		0- 1		0- 0		4- 5								
0- 0		0- 0		0- 0		NEUTRAL		0- 0		0- 0		0- 0								
RPI	S	Opponent		Score		RPI	S	Opponent		Score		RPI	S	Opponent		Score				
6	A	Purdue		0	3	34	N	Ball St.		1	3	178	A	Tennessee St.		3	1			
22	N	Miami (FL)		0	3							78	N	Col. of Charleston		0	3			
												94	A	Morehead St.		0	3			
														198 A Georgia St.		1	3			
														199 A Harvard		0	3			
														213 A UT Martin		2	3			
														213 H UT Martin		1	3			
														216 A Eastern Ky.		0	3			
														231 N La.-Lafayette		2	3			
														232 N Western Caro.		3	0			
														254 A Austin Peay		1	3			
														254 H Austin Peay		3	1			
														258 A Southeast Mo. St.		1	3			
														258 H Southeast Mo. St.		3	2			
														274 A SIU Edwardsville		2	3			
														274 H SIU Edwardsville		2	3			
														277 A Murray St.		3	2			
														277 H Murray St.		3	1			
														290 A Eastern Ill.		3	2			
														290 H Eastern Ill.		2	3			
														306 A Tennessee Tech		3	2			
														306 H Tennessee Tech		3	0			
														326 N Alcorn St.		3	0			
LAST 10 GAMES																				
290 A Eastern Ill.						3	2	277 H Murray St.						3	1					
274 A SIU Edwardsville						2	3	274 H SIU Edwardsville						2	3					
254 A Austin Peay						1	3	290 H Eastern Ill.						2	3					
178 A Tennessee St.						3	1	213 A UT Martin						2	3					
258 H Southeast Mo. St.						3	2	94 A Morehead St.						0	3					

Non-Div. I Games:

Jacksonville St.

Average RPI Win: 265		WON-LOST	WINNING	LAST 10	STRENGTH OF		OPP. STRENGTH	TEAM	ADJ	CONF.	ADJ CONF.
Average RPI Loss: 170		RECORD	PCT. RANK	GAMES	SCHEDULE		OF SCHEDULE	RPI	RPI	RPI	RPI
DIV. I ONLY		6- 17	.26087 285	2- 8	171		256	265	.38761 265	19	19
DIV. I NON-CONF.		4- 7	.36364 235	0- 0	201		291	245	.41736 252	21	21
TOTALS		RPI 1-25	RPI 26-50	W-L RECORDS	RPI 51-100		RPI 101-150	RPI 150+			
6- 17	0- 0		0- 0	OVERALL	0- 4		0- 2	6- 11			
3- 7	0- 0		0- 0	HOME	0- 1		0- 1	3- 5			
2- 7	0- 0		0- 0	AWAY	0- 2		0- 1	2- 4			
1- 3	0- 0		0- 0	NEUTRAL	0- 1		0- 0	1- 2			
4- 7	0- 0		0- 0	NON-CONFERENCE	0- 2		0- 0	4- 5			
2- 1	0- 0		0- 0	HOME	0- 0		0- 0	2- 1			
1- 3	0- 0		0- 0	AWAY	0- 1		0- 0	1- 2			
1- 3	0- 0		0- 0	NEUTRAL	0- 1		0- 0	1- 2			
2- 10	0- 0		0- 0	CONFERENCE	0- 2		0- 2	2- 6			
1- 6	0- 0		0- 0	HOME	0- 1		0- 1	1- 4			
1- 4	0- 0		0- 0	AWAY	0- 1		0- 1	1- 2			
0- 0	0- 0		0- 0	NEUTRAL	0- 0		0- 0	0- 0			
RPI S	Opponent	Score	RPI S	Opponent	Score	RPI S	Opponent	Score	RPI S	Opponent	Score
						68 N	Northeastern	0 3	143 A	Columbia	0 3
						76 A	Yale	0 3	143 H	Columbia	1 3
						76 H	Yale	0 3	165 A	Princeton	0 3
						95 A	Sacred Heart	0 3	165 H	Princeton	1 3
									177 H	Dartmouth	0 3
									199 H	Harvard	1 3
									202 A	Rhode Island	1 3
									203 N	Buffalo	1 3
									212 H	Md.-East. Shore	2 3
									224 A	Penn	3 2
									224 H	Penn	1 3
									229 A	St. John's (NY)	2 3
									248 N	Rutgers	2 3
									260 A	Cornell	1 3
									260 H	Cornell	3 2
									267 H	Bryant	3 0
									268 H	Fordham	3 1
									269 N	Hartford	3 1
									303 A	Providence	3 1
			LAST 10 GAMES								
			224 H	Penn	1 3	165 A	Princeton	0 3			
			165 H	Princeton	1 3	224 A	Penn	3 2			
			143 A	Columbia	0 3	177 H	Dartmouth	0 3			
			260 A	Cornell	1 3	199 H	Harvard	1 3			
			76 H	Yale	0 3	260 H	Cornell	3 2			

Non-Div. I Games:

Brown

[illegible]

Non-Div. I Games:

Canisius

Average RPI Win: 257		WON-LOST	WINNING	LAST 10	STRENGTH OF		OPP. STRENGTH	TEAM	ADJ	CONF.	ADJ CONF.
Average RPI Loss: 205		RECORD	PCT. RANK	GAMES	SCHEDULE		OF SCHEDULE	RPI	RPI	RPI	RPI
DIV. I ONLY		13- 17	.43333	197	5- 5		269	276	254	.38456	267
DIV. I NON-CONF.		6- 10	.375	229	0- 1		248	243	258	.39424	269
TOTALS		RPI 1-25	RPI 26-50		W-L RECORDS		RPI 51-100		RPI 101-150		RPI 150+
13- 17	0- 1	0- 0		OVERALL		0- 3		0- 0		13- 13	
6- 7	0- 0	0- 0		HOME		0- 1		0- 0		6- 6	
5- 6	0- 0	0- 0		AWAY		0- 2		0- 0		5- 4	
2- 4	0- 1	0- 0		NEUTRAL		0- 0		0- 0		2- 3	
6- 10	0- 1	0- 0		NON-CONFERENCE		0- 1		0- 0		6- 8	
2- 3	0- 0	0- 0		HOME		0- 0		0- 0		2- 3	
2- 3	0- 0	0- 0		AWAY		0- 1		0- 0		2- 2	
2- 4	0- 1	0- 0		NEUTRAL		0- 0		0- 0		2- 3	
7- 7	0- 0	0- 0		CONFERENCE		0- 2		0- 0		7- 5	
4- 4	0- 0	0- 0		HOME		0- 1		0- 0		4- 3	
3- 3	0- 0	0- 0		AWAY		0- 1		0- 0		3- 2	
0- 0	0- 0	0- 0		NEUTRAL		0- 0		0- 0		0- 0	
RPI S	Opponent	Score		RPI S	Opponent	Score		RPI S	Opponent	Score	
6 N	Purdue	0 3				95 A	Sacred Heart 2 3	152 A	Denver	3 2	
						95 H	Sacred Heart 1 3	175 H	Long Island	0 3	
						98 A	Army 1 3	192 A	Central Conn. St.	1 3	
								192 H	Central Conn. St.	3 1	
								199 H	Harvard	1 3	
								212 H	Md.-East. Shore	1 3	
								212 N	Md.-East. Shore	2 3	
								218 N	UMKC	3 2	
								228 A	Robert Morris	3 2	
								228 H	Robert Morris	3 2	
								240 A	New Hampshire	3 1	
								245 H	Fairleigh Dickinson	1 3	
								246 N	Air Force	1 3	
								265 A	Brown	0 3	
								268 N	Fordham	3 0	
								269 H	Hartford	2 3	
								269 N	Hartford	2 3	
								285 H	Holy Cross	3 0	
								285 H	Holy Cross	3 2	
								300 A	Quinnipiac	3 0	
								300 H	Quinnipiac	3 0	
LAST 10 GAMES						303 A	Providence 1 3	303 A	Providence	1 3	
305 H	Saint Francis (PA)	2 3		303 A	Providence	1 3		305 A	Saint Francis (PA)	2 3	
228 H	Robert Morris	3 2		245 H	Fairleigh Dickinson	1 3		305 H	Saint Francis (PA)	2 3	
300 A	Quinnipiac	3 0		175 H	Long Island	0 3		323 A	St. Francis (NY)	3 1	
192 H	Central Conn. St.	3 1		305 A	Saint Francis (PA)	2 3		323 H	St. Francis (NY)	3 0	
323 A	St. Francis (NY)	3 1		228 A	Robert Morris	3 2					

Non-Div. I Games:

Bryant

Average RPI Win: 243		WON-LOST	WINNING	LAST 10	STRENGTH OF		OPP. STRENGTH	TEAM	ADJ	CONF.	ADJ CONF.
Average RPI Loss: 162		RECORD	PCT. RANK	GAMES	SCHEDULE		OF SCHEDULE	RPI	RPI	RPI	RPI
DIV. I ONLY		7- 21	.25 288	2- 8	208		213	274	.3736 268	17	17
DIV. I NON-CONF.		3- 12	.2 285	0- 1	264		258	299	.33836 302	17	17
TOTALS		RPI 1-25	RPI 26-50	W-L RECORDS	RPI 51-100		RPI 101-150	RPI 150+			
7- 21	0- 0		0- 2	OVERALL	1- 4		0- 3	6- 12			
2- 9	0- 0		0- 1	HOME	0- 4		0- 1	2- 3			
3- 9	0- 0		0- 1	AWAY	1- 0		0- 2	2- 6			
2- 3	0- 0		0- 0	NEUTRAL	0- 0		0- 0	2- 3			
3- 12	0- 0		0- 0	NON-CONFERENCE	0- 2		0- 0	3- 10			
1- 4	0- 0		0- 0	HOME	0- 2		0- 0	1- 2			
0- 5	0- 0		0- 0	AWAY	0- 0		0- 0	0- 5			
2- 3	0- 0		0- 0	NEUTRAL	0- 0		0- 0	2- 3			
4- 9	0- 0		0- 2	CONFERENCE	1- 2		0- 3	3- 2			
1- 5	0- 0		0- 1	HOME	0- 2		0- 1	1- 1			
3- 4	0- 0		0- 1	AWAY	1- 0		0- 2	2- 1			
0- 0	0- 0		0- 0	NEUTRAL	0- 0		0- 0	0- 0			
RPI S	Opponent	Score	RPI S	Opponent	Score	RPI S	Opponent	Score	RPI S	Opponent	Score
			36 A Dayton	0	3	70 H Xavier	0	3	104 A George Washington	0	3
			36 H Dayton	0	3	83 A Saint Louis	3	2	123 A Duquesne	1	3
						83 H Saint Louis	1	3	123 H Duquesne	2	3
						88 H Albany (NY)	0	3	159 H Colorado	0	3
						97 H Seton Hall	1	3	166 A Connecticut	1	3
									171 A Charlotte	1	3
									177 N Dartmouth	0	3
									202 H Rhode Island	1	3
									212 N Md.-East. Shore	3	1
									229 H St. John's (NY)	1	3
									233 A Stony Brook	2	3
									234 N Manhattan	0	3
									248 A Rutgers	1	3
									253 H Siena	3	1
									259 A Temple	3	1
									259 H Temple	3	1
									265 A Brown	1	3
									267 N Bryant	0	3
									284 A Bucknell	2	3
									310 A La Salle	3	0
									322 N Rider	3	2
			LAST 10 GAMES								
			36 A Dayton	0	3	70 H Xavier	0	3			
			259 H Temple	3	1	171 A Charlotte	1	3			
			123 A Duquesne	1	3	104 A George Washington	0	3			
			83 A Saint Louis	3	2	166 A Connecticut	1	3			
			36 H Dayton	0	3	123 H Duquesne	2	3			

Non-Div. I Games:

Fordham

Average RPI Win: 277		WON-LOST RECORD		WINNING PCT. RANK		LAST 10 GAMES		STRENGTH OF SCHEDULE		OPP. STRENGTH OF SCHEDULE		TEAM RPI		ADJ RPI		CONF. RPI		ADJ CONF. RPI	
DIV. I ONLY		12- 16		.42857 199		3- 7		290		284		266		.37196 269		25		26	
DIV. I NON-CONF.		9- 9		.5 164		0- 2		290		300		248		.40871 258		26		26	
TOTALS		RPI 1-25		RPI 26-50		W-L RECORDS		RPI 51-100		RPI 101-150		RPI 150+							
12- 16		0- 0		0- 0		OVERALL		0- 3		0- 0		12- 13							
7- 5		0- 0		0- 0		HOME		0- 1		0- 0		7- 4							
2- 8		0- 0		0- 0		AWAY		0- 2		0- 0		2- 6							
3- 3		0- 0		0- 0		NEUTRAL		0- 0		0- 0		3- 3							
9- 9		0- 0		0- 0		NON-CONFERENCE		0- 2		0- 0		9- 7							
4- 2		0- 0		0- 0		HOME		0- 0		0- 0		4- 2							
2- 4		0- 0		0- 0		AWAY		0- 2		0- 0		2- 2							
3- 3		0- 0		0- 0		NEUTRAL		0- 0		0- 0		3- 3							
3- 7		0- 0		0- 0		CONFERENCE		0- 1		0- 0		3- 6							
3- 3		0- 0		0- 0		HOME		0- 1		0- 0		3- 2							
0- 4		0- 0		0- 0		AWAY		0- 0		0- 0		0- 4							
0- 0		0- 0		0- 0		NEUTRAL		0- 0		0- 0		0- 0							
RPI S	Opponent	Score		RPI S	Opponent	Score		RPI S	Opponent	Score		RPI S	Opponent	Score					
								88 H	Albany (NY)	0	3	165 N	Princeton	2	3				
								95 A	Sacred Heart	0	3	166 A	Connecticut	0	3				
								98 A	Army	0	3	192 A	Central Conn. St.	2	3				
												209 A	UMBC	1	3				
												209 H	UMBC	3	2				
												218 N	UMKC	3	0				
												233 A	Stony Brook	1	3				
												233 H	Stony Brook	2	3				
												240 A	New Hampshire	2	3				
												240 H	New Hampshire	2	3				
												243 H	Binghamton	3	2				
												247 H	Marist	2	3				
												248 N	Rutgers	2	3				
												265 N	Brown	1	3				
												267 A	Bryant	3	2				
												267 N	Bryant	3	2				
												285 H	Holy Cross	3	0				
												300 H	Quinnipiac	3	0				
												303 A	Providence	2	3				
												303 H	Providence	3	0				
												304 A	Lafayette	3	0				
												305 N	Saint Francis (PA)	3	0				
												308 H	Navy	2	3				
												310 H	La Salle	3	0				
												315 H	Delaware St.	3	0				
				LAST 10 GAMES															
				209 A	UMBC	1	3	243 H	Binghamton	3	2								
				233 A	Stony Brook	1	3	88 H	Albany (NY)	0	3								
				303 H	Providence	3	0	233 H	Stony Brook	2	3								
				192 A	Central Conn. St.	2	3	209 H	UMBC	3	2								
				240 A	New Hampshire	2	3	166 A	Connecticut	0	3								

Non-Div. I Games:

Hartford

Average RPI Win: 299		WON-LOST RECORD		WINNING PCT. RANK		LAST 10 GAMES		STRENGTH OF SCHEDULE		OPP. STRENGTH OF SCHEDULE		TEAM RPI		ADJ RPI		CONF. RPI		ADJ CONF. RPI	
Average RPI Loss: 211																			
DIV. I ONLY		15- 14		.51724 159		7- 3		314		309		275		.37168 270		32		32	
DIV. I NON-CONF.		8- 13		.38095 228		2- 2		278		292		270		.372 287		32		32	
TOTALS		RPI 1-25		RPI 26-50		W-L RECORDS		RPI 51-100		RPI 101-150		RPI 150+							
15- 14		0- 0		0- 0		OVERALL		0- 2		0- 1		15- 11							
7- 1		0- 0		0- 0		HOME		0- 0		0- 0		7- 1							
6- 7		0- 0		0- 0		AWAY		0- 1		0- 1		6- 5							
2- 6		0- 0		0- 0		NEUTRAL		0- 1		0- 0		2- 5							
8- 13		0- 0		0- 0		NON-CONFERENCE		0- 2		0- 1		8- 10							
4- 1		0- 0		0- 0		HOME		0- 0		0- 0		4- 1							
2- 6		0- 0		0- 0		AWAY		0- 1		0- 1		2- 4							
2- 6		0- 0		0- 0		NEUTRAL		0- 1		0- 0		2- 5							
7- 1		0- 0		0- 0		CONFERENCE		0- 0		0- 0		7- 1							
3- 0		0- 0		0- 0		HOME		0- 0		0- 0		3- 0							
4- 1		0- 0		0- 0		AWAY		0- 0		0- 0		4- 1							
0- 0		0- 0		0- 0		NEUTRAL		0- 0		0- 0		0- 0							
RPI	S	Opponent	Score	RPI	S	Opponent	Score	RPI	S	Opponent	Score	RPI	S	Opponent	Score	RPI	S	Opponent	Score
								52	N	Ohio	0 3	126	A	Ga. Southern	1 3				
								56	A	Clemson	0 3	178	N	Tennessee St.	0 3				
												198	N	Georgia St.	0 3				
												215	A	North Florida	0 3				
												237	N	Jackson St.	2 3				
												241	N	Presbyterian	3 2				
												241	N	Presbyterian	1 3				
												242	A	Jacksonville	1 3				
												264	A	Florida A&M	0 3				
												264	H	Florida A&M	3 1				
												272	A	Coastal Caro.	0 3				
												272	H	Coastal Caro.	3 1				
												279	H	Wofford	3 1				
												286	A	Citadel	0 3				
												286	H	Citadel	3 0				
												289	N	Loyola Maryland	0 3				
												291	A	S.C. Upstate	3 0				
												302	H	Charleston So.	1 3				
												311	A	Alabama St.	3 0				
												311	H	Alabama St.	3 0				
												312	A	Bethune-Cookman	3 1				
												312	H	Bethune-Cookman	3 0				
												314	N	Mississippi Val.	3 1				
												319	A	N.C. Central	3 0				
												324	A	N.C. A&T	3 0				
												327	A	Savannah St.	3 0				
												327	H	Savannah St.	3 0				
				LAST 10 GAMES															
				327	A	Savannah St.	3 0	291	A	S.C. Upstate	3 0	314	N	Mississippi Val.	3 1				
				272	A	Coastal Caro.	0 3	319	A	N.C. Central	3 0	319	A	N.C. Central	3 0				
				312	A	Bethune-Cookman	3 1	324	A	N.C. A&T	3 0	324	A	N.C. A&T	3 0				
				264	A	Florida A&M	0 3	272	H	Coastal Caro.	3 1	327	A	Savannah St.	3 0				
				302	H	Charleston So.	1 3	327	H	Savannah St.	3 0	327	H	Savannah St.	3 0				

Non-Div. I Games: Claflin 3 0

South Carolina St.

Average RPI Win: 167		WON-LOST RECORD		WINNING PCT. RANK		LAST 10 GAMES		STRENGTH OF SCHEDULE		OPP. STRENGTH OF SCHEDULE		TEAM RPI		ADJ RPI		CONF. RPI		ADJ CONF. RPI					
DIV. I ONLY		2- 21		.08696 320		2- 8		117		149		279		.36983 271		21		21					
DIV. I NON-CONF.		0- 11		0 314		0- 1		73		42		268		.40466 262		18		19					
TOTALS		RPI 1-25		RPI 26-50		W-L RECORDS		RPI 51-100		RPI 101-150		RPI 150+											
2- 21		0- 1		0- 1		OVERALL		0- 3		0- 4		2- 12											
1- 8		0- 0		0- 0		HOME		0- 0		0- 1		1- 7											
1- 9		0- 1		0- 1		AWAY		0- 0		0- 2		1- 5											
0- 4		0- 0		0- 0		NEUTRAL		0- 3		0- 1		0- 0											
0- 11		0- 1		0- 1		NON-CONFERENCE		0- 3		0- 3		0- 3											
0- 3		0- 0		0- 0		HOME		0- 0		0- 1		0- 2											
0- 4		0- 1		0- 1		AWAY		0- 0		0- 1		0- 1											
0- 4		0- 0		0- 0		NEUTRAL		0- 3		0- 1		0- 0											
2- 10		0- 0		0- 0		CONFERENCE		0- 0		0- 1		2- 9											
1- 5		0- 0		0- 0		HOME		0- 0		0- 0		1- 5											
1- 5		0- 0		0- 0		AWAY		0- 0		0- 1		1- 4											
0- 0		0- 0		0- 0		NEUTRAL		0- 0		0- 0		0- 0											
RPI	S	Opponent		Score		RPI	S	Opponent		Score		RPI	S	Opponent		Score							
2	A	Nebraska		0 3		47	A	BYU		0 3		53	N	Creighton		0 3							
												61	N	St. Mary's (CA)		0 3							
												82	N	Northwestern		0 3							
												109	A	Utah		0 3							
												119	N	Cal St. Northridge		2 3							
												124	H	Utah Valley		2 3							
												144	A	Northern Colo.		0 3							
												151	A	Sacramento St.		0 3							
												151	H	Sacramento St.		1 3							
												158	A	Boise St.		0 3							
												158	H	Boise St.		0 3							
												160	A	Northern Ariz.		3 0							
												161	H	Utah St.		2 3							
												174	A	Idaho St.		1 3							
												174	H	Idaho St.		3 1							
												194	A	Portland St.		0 3							
												194	H	Portland St.		0 3							
												197	A	Eastern Wash.		0 3							
												197	H	Eastern Wash.		1 3							
												208	H	Montana		1 3							
												301	H	Montana St.		2 3							
LAST 10 GAMES																							
151 A Sacramento St.						0 3						144 A Northern Colo.						0 3					
174 H Idaho St.						3 1						301 H Montana St.						2 3					
197 H Eastern Wash.						1 3						208 H Montana						1 3					
194 H Portland St.						0 3						151 H Sacramento St.						1 3					
160 A Northern Ariz.						3 0						158 A Boise St.						0 3					

Non-Div. I Games: BYU-Hawaii 2 3

Weber St.

Average RPI Win:	288	WON-LOST RECORD	WINNING PCT. RANK	LAST 10 GAMES		STRENGTH OF SCHEDULE	OPP. STRENGTH OF SCHEDULE	TEAM RPI	ADJ RPI	CONF. RPI	ADJ CONF. RPI				
DIV. I ONLY		12- 18	.4 216	4- 6		270	293	267	.36887	272	28	28			
DIV. I NON-CONF.		7- 10	.41176 217	2- 1		245	310	254	.39811	263	28	28			
<hr/>															
TOTALS	RPI 1-25		RPI 26-50		W-L RECORDS		RPI 51-100			RPI 101-150		RPI 150+			
12- 18	0- 0		0- 0		OVERALL		0- 2			0- 2		12- 14			
6- 6	0- 0		0- 0		HOME		0- 1			0- 1		6- 4			
3- 8	0- 0		0- 0		AWAY		0- 1			0- 1		3- 6			
3- 4	0- 0		0- 0		NEUTRAL		0- 0			0- 0		3- 4			
7- 10	0- 0		0- 0		NON-CONFERENCE		0- 2			0- 0		7- 8			
2- 2	0- 0		0- 0		HOME		0- 1			0- 0		2- 1			
2- 4	0- 0		0- 0		AWAY		0- 1			0- 0		2- 3			
3- 4	0- 0		0- 0		NEUTRAL		0- 0			0- 0		3- 4			
5- 8	0- 0		0- 0		CONFERENCE		0- 0			0- 2		5- 6			
4- 4	0- 0		0- 0		HOME		0- 0			0- 1		4- 3			
1- 4	0- 0		0- 0		AWAY		0- 0			0- 1		1- 3			
0- 0	0- 0		0- 0		NEUTRAL		0- 0			0- 0		0- 0			
RPI	S	Opponent	Score	RPI	S	Opponent	Score	RPI	S	Opponent	Score	RPI	S	Opponent	Score
						78 H Col. of Charleston	1 3			147 A Winthrop	0 3				
						100 A James Madison	0 3			147 H Winthrop	2 3				
										156 A Liberty	1 3				
										188 A Davidson	0 3				
										190 N Lehigh	0 3				
										191 N Evansville	0 3				
										206 H UNC Asheville	1 3				
										207 N East Tenn. St.	2 3				
										221 H Bradley	3 1				
										228 N Robert Morris	2 3				
										230 A UNC Wilmington	0 3				
										236 A UNC Greensboro	3 1				
										241 A Presbyterian	1 3				
										241 H Presbyterian	0 3				
										250 H Campbell	1 3				
										262 A Radford	2 3				
										270 A South Carolina St.	1 3				
										270 H South Carolina St.	3 0				
										273 H Iona	1 3				
										286 A Citadel	3 0				
										295 H High Point	3 0				
										297 H Gardner-Webb	3 0				
										297 H Gardner-Webb	3 2				
										299 N Norfolk St.	3 0				
										302 A Charleston So.	2 1				
										302 H Charleston So.	3 0				
										324 N N.C. A&T	3 0				

Non-Div. I Games:

Coastal Caro.

RPI	S	Opponent	Score	
324	N	N.C. A&T	3	0

Coastal Caro.

C
o
a
s
t
a
l
C
a
r
o
.

C
o
a
s
t
a
l
C
a
r
o
.

I
o
n
a

Iona

Average RPI Win:	272	WON-LOST RECORD	WINNING PCT. RANK	LAST 10 GAMES	STRENGTH OF SCHEDULE	OPP. STRENGTH OF SCHEDULE	TEAM RPI	ADJ RPI	CONF. RPI	ADJ CONF. RPI	
DIV. I ONLY	12- 18	.4	216	5- 5	285	278	269	.36751	274	27	27
DIV. I NON-CONF.	5- 7	.41667	208	0- 0	268	301	260	.4073	261	25	25
<hr/>											
TOTALS	RPI 1-25	RPI 26-50		W-L RECORDS	RPI 51-100		RPI 101-150		RPI 150+		
12- 18	0- 0	0- 1		OVERALL	0- 3		0- 1		12- 13		
7- 6	0- 0	0- 0		HOME	0- 1		0- 0		7- 5		
3- 10	0- 0	0- 0		AWAY	0- 2		0- 1		3- 6		
2- 2	0- 0	0- 1		NEUTRAL	0- 0		0- 0		2- 1		
5- 7	0- 0	0- 1		NON-CONFERENCE	0- 1		0- 1		5- 4		
2- 2	0- 0	0- 0		HOME	0- 0		0- 0		2- 2		
1- 3	0- 0	0- 0		AWAY	0- 1		0- 1		1- 1		
2- 2	0- 0	0- 1		NEUTRAL	0- 0		0- 0		2- 1		
7- 11	0- 0	0- 0		CONFERENCE	0- 2		0- 0		7- 9		
5- 4	0- 0	0- 0		HOME	0- 1		0- 0		5- 3		
2- 7	0- 0	0- 0		AWAY	0- 1		0- 0		2- 6		
0- 0	0- 0	0- 0		NEUTRAL	0- 0		0- 0		0- 0		
RPI S	Opponent	Score	RPI S	Opponent	Score	RPI S	Opponent	Score	RPI S	Opponent	Score
			35 N	Michigan St.	0 3	94 A	Morehead St.	0 3	130 A	Bowling Green	1 3
						94 H	Morehead St.	0 3	178 A	Tennessee St.	2 3
						96 A	Illinois St.	1 3	178 H	Tennessee St.	1 3
									210 A	Indiana St.	3 1
									213 A	UT Martin	1 3
									214 H	Kent St.	2 3
									216 A	Eastern Ky.	0 3
									216 H	Eastern Ky.	1 3
									219 A	Southern Ill.	2 3
									252 H	Western Ill.	3 2
									252 N	Western Ill.	1 3
									254 A	Austin Peay	3 2
									254 H	Austin Peay	3 2
									258 H	Southeast Mo. St.	3 0
									263 A	Jacksonville St.	3 2
									263 H	Jacksonville St.	3 2
									266 N	Canisius	3 1
									277 A	Murray St.	1 3
									277 H	Murray St.	1 3
									279 H	Wofford	1 3
									290 A	Eastern Ill.	2 3
									290 H	Eastern Ill.	3 0
									306 A	Tennessee Tech	2 3
									306 H	Tennessee Tech	3 0
									316 H	Ark.-Pine Bluff	3 0
									327 N	Savannah St.	3 0

Non-Div. I Games:

SIU Edwardsville

Average RPI Win:	270	WON-LOST	WINNING	LAST 10	STRENGTH OF	OPP. STRENGTH	TEAM	ADJ	CONF.	ADJ CONF.	
Average RPI Loss:	158	RECORD	PCT. RANK	GAMES	SCHEDULE	OF SCHEDULE	RPI	RPI	RPI	RPI	
DIV. I ONLY	9- 20	.31034	261	0- 10	275	205	277	.36671	275	13	13
DIV. I NON-CONF.	9- 8	.52941	160	0- 1	293	281	242	.41868	250	13	13
<hr/>											
TOTALS	RPI 1-25	RPI 26-50		W-L RECORDS		RPI 51-100		RPI 101-150		RPI 150+	
9- 20	0- 1	0- 0		OVERALL		0- 4		1- 3		8- 12	
2- 10	0- 1	0- 0		HOME		0- 2		0- 1		2- 6	
3- 7	0- 0	0- 0		AWAY		0- 1		1- 2		2- 4	
4- 3	0- 0	0- 0		NEUTRAL		0- 1		0- 0		4- 2	
9- 8	0- 0	0- 0		NON-CONFERENCE		0- 2		1- 1		8- 5	
2- 3	0- 0	0- 0		HOME		0- 1		0- 0		2- 2	
3- 2	0- 0	0- 0		AWAY		0- 0		1- 1		2- 1	
4- 3	0- 0	0- 0		NEUTRAL		0- 1		0- 0		4- 2	
0- 12	0- 1	0- 0		CONFERENCE		0- 2		0- 2		0- 7	
0- 7	0- 1	0- 0		HOME		0- 1		0- 1		0- 4	
0- 5	0- 0	0- 0		AWAY		0- 1		0- 1		0- 3	
0- 0	0- 0	0- 0		NEUTRAL		0- 0		0- 0		0- 0	
RPI	S	Opponent	Score	RPI	S	Opponent	Score	RPI	S	Opponent	Score
8	H	Hawaii	0 3					66	A	New Mexico St.	0 3
								66	H	New Mexico St.	0 3
								69	N	Samford	0 3
								87	H	Texas Tech	0 3
								105	A	Idaho	0 3
								105	H	Idaho	0 3
								115	A	Houston Baptist	3 2
								135	A	Sam Houston St.	0 3
								154	A	Fresno St.	0 3
								154	H	Fresno St.	0 3
								161	A	Utah St.	0 3
								161	H	Utah St.	1 3
								176	N	Southern Miss.	0 3
								181	H	San Jose St.	0 3
								222	A	South Ala.	3 1
								237	A	Jackson St.	2 3
								248	N	Rutgers	3 2
								249	A	Nevada	0 3
								249	H	Nevada	0 3
								257	H	McNeese St.	1 3
								261	H	Northwestern St.	0 3
								287	N	Tex.-Pan American	0 3
								294	N	Alabama A&M	3 1
								309	H	Southeastern La.	3 1
								309	N	Southeastern La.	3 2
								309	N	Southeastern La.	3 1
								313	A	Grambling	3 0
								313	H	Grambling	3 0
				LAST 10 GAMES							
				154	H	Fresno St.	0 3	261	H	Northwestern St.	0 3
				249	H	Nevada	0 3	8	H	Hawaii	0 3
				161	A	Utah St.	0 3	181	H	San Jose St.	0 3
				105	A	Idaho	0 3	249	A	Nevada	0 3
				66	H	New Mexico St.	0 3	154	A	Fresno St.	0 3

Non-Div. I Games:

Louisiana Tech

Average RPI Win:	253	WON-LOST RECORD	WINNING PCT. RANK	LAST 10 GAMES	STRENGTH OF SCHEDULE	OPP. STRENGTH OF SCHEDULE	TEAM RPI	ADJ RPI	CONF. RPI	ADJ CONF. RPI	
DIV. I ONLY		5- 24	.17241 308	2- 8	127	247	273	.3654 276	18	18	
DIV. I NON-CONF.		2- 13	.13333 299	0- 1	198	247	296	.34938 296	20	22	
<hr/>											
TOTALS	RPI 1-25	RPI 26-50		W-L RECORDS		RPI 51-100		RPI 101-150		RPI 150+	
5- 24	0- 0	0- 0		OVERALL		0- 7		0- 3		5- 14	
3- 8	0- 0	0- 0		HOME		0- 3		0- 1		3- 4	
1- 12	0- 0	0- 0		AWAY		0- 3		0- 1		1- 8	
1- 4	0- 0	0- 0		NEUTRAL		0- 1		0- 1		1- 2	
<hr/>											
2- 13	0- 0	0- 0		NON-CONFERENCE		0- 2		0- 2		2- 9	
0- 5	0- 0	0- 0		HOME		0- 0		0- 1		0- 4	
1- 4	0- 0	0- 0		AWAY		0- 1		0- 0		1- 3	
1- 4	0- 0	0- 0		NEUTRAL		0- 1		0- 1		1- 2	
<hr/>											
3- 11	0- 0	0- 0		CONFERENCE		0- 5		0- 1		3- 5	
3- 3	0- 0	0- 0		HOME		0- 3		0- 0		3- 0	
0- 8	0- 0	0- 0		AWAY		0- 2		0- 1		0- 5	
0- 0	0- 0	0- 0		NEUTRAL		0- 0		0- 0		0- 0	
<hr/>											
RPI S	Opponent	Score	RPI S	Opponent	Score	RPI S	Opponent	Score	RPI S	Opponent	Score
						69 A	Samford	0 3	126 A	Ga. Southern	0 3
						69 H	Samford	1 3	142 H	Belmont	0 3
						71 N	Oral Roberts	0 3	147 N	Winthrop	2 3
						73 H	Furman	0 3	166 N	Connecticut	0 3
						77 A	Virginia Tech	1 3	172 A	Kennesaw St.	1 3
						78 H	Col. of Charleston	1 3	176 A	Southern Miss.	0 3
						86 A	Appalachian St.	0 3	188 A	Davidson	0 3
									189 A	Elon	0 3
									189 H	Elon	3 1
									206 H	UNC Asheville	1 3
									207 H	East Tenn. St.	0 3
									232 A	Western Caro.	1 3
									236 A	UNC Greensboro	0 3
									236 H	UNC Greensboro	3 2
									237 N	Jackson St.	2 3
									256 A	Mercer	1 3
									256 H	Mercer	0 3
									261 N	Northwestern St.	3 1
									279 A	Wofford	0 3
									286 H	Citadel	3 0
			294 A	Alabama A&M	3 0						
			306 H	Tennessee Tech	2 3						
<hr/>											
			LAST 10 GAMES								
			189 A	Elon	0 3	188 A	Davidson	0 3			
			236 A	UNC Greensboro	0 3	256 A	Mercer	1 3			
			69 H	Samford	1 3	286 H	Citadel	3 0			
			73 H	Furman	0 3	78 H	Col. of Charleston	1 3			
			126 A	Ga. Southern	0 3	189 H	Elon	3 1			

Non-Div. I Games:

Chattanooga

Average RPI Win:	265		WON-LOST RECORD	WINNING PCT. RANK	LAST 10 GAMES		STRENGTH OF SCHEDULE	OPP. STRENGTH OF SCHEDULE	TEAM RPI	ADJ RPI	CONF. RPI	ADJ CONF. RPI
Average RPI Loss:	182											
DIV. I ONLY			8- 21	.27586 279	4- 6		203	251	268	.36456 277	27	27
DIV. I NON-CONF.			0- 11	0 314	0- 0		97	171	289	.36887 290	25	25
TOTALS	RPI 1-25			RPI 26-50	W-L RECORDS		RPI 51-100			RPI 101-150		RPI 150+
8- 21	0- 1			0- 1	OVERALL		0- 2			0- 2		8- 15
6- 3	0- 0			0- 0	HOME		0- 1			0- 0		6- 2
2- 11	0- 0			0- 0	AWAY		0- 1			0- 1		2- 9
0- 7	0- 1			0- 1	NEUTRAL		0- 0			0- 1		0- 4
0- 11	0- 1			0- 1	NON-CONFERENCE		0- 0			0- 2		0- 7
0- 1	0- 0			0- 0	HOME		0- 0			0- 0		0- 1
0- 3	0- 0			0- 0	AWAY		0- 0			0- 1		0- 2
0- 7	0- 1			0- 1	NEUTRAL		0- 0			0- 1		0- 4
8- 10	0- 0			0- 0	CONFERENCE		0- 2			0- 0		8- 8
6- 2	0- 0			0- 0	HOME		0- 1			0- 0		6- 1
2- 8	0- 0			0- 0	AWAY		0- 1			0- 0		2- 7
0- 0	0- 0			0- 0	NEUTRAL		0- 0			0- 0		0- 0
RPI S Opponent Score				RPI S Opponent Score			RPI S Opponent Score			RPI S Opponent Score		
25 N Western Ky. 0 3				34 N Ball St. 0 3			94 A Morehead St. 0 3 94 H Morehead St. 0 3			142 A Belmont 0 3 145 N Memphis 0 3 151 N Sacramento St. 1 3 170 A Valparaiso 0 3 178 A Tennessee St. 1 3 191 H Evansville 0 3 191 N Evansville 1 3 205 N A&M-Corpus Christi 0 3 211 N Green Bay 0 3 213 A UT Martin 1 3 213 H UT Martin 3 2 216 A Eastern Ky. 2 3 216 H Eastern Ky. 3 0 219 A Southern Ill. 0 3 254 A Austin Peay 0 3 258 A Southeast Mo. St. 2 3 258 H Southeast Mo. St. 3 0 263 A Jacksonville St. 1 3 263 H Jacksonville St. 2 3 274 A SIU Edwardsville 3 1 274 H SIU Edwardsville 3 1 290 A Eastern Ill. 3 1 290 H Eastern Ill. 3 2 306 A Tennessee Tech 1 3 306 H Tennessee Tech 3 0		
					LAST 10 GAMES							
					94 A Morehead St. 0 3 216 A Eastern Ky. 2 3 290 H Eastern Ill. 3 2 213 H UT Martin 3 2 258 H Southeast Mo. St. 3 0							

Non-Div. I Games:

Murray St.

Average RPI Win: 308		WON-LOST RECORD		WINNING PCT. RANK		LAST 10 GAMES		STRENGTH OF SCHEDULE		OPP. STRENGTH OF SCHEDULE		TEAM RPI		ADJ RPI		CONF. RPI		ADJ CONF. RPI	
Average RPI Loss: 220																			
DIV. I ONLY		11- 12		.47826 180		6- 4		318		313		285		.36435 278		32		32	
DIV. I NON-CONF.		3- 7		.3 257		1- 0		236		262		269		.39729 264		32		32	
TOTALS		RPI 1-25		RPI 26-50		W-L RECORDS		RPI 51-100		RPI 101-150		RPI 150+							
11- 12		0- 0		0- 0		OVERALL		0- 2		0- 0		11- 10							
3- 3		0- 0		0- 0		HOME		0- 0		0- 0		3- 3							
4- 4		0- 0		0- 0		AWAY		0- 0		0- 0		4- 4							
4- 5		0- 0		0- 0		NEUTRAL		0- 2		0- 0		4- 3							
3- 7		0- 0		0- 0		NON-CONFERENCE		0- 2		0- 0		3- 5							
0- 0		0- 0		0- 0		HOME		0- 0		0- 0		0- 0							
0- 2		0- 0		0- 0		AWAY		0- 0		0- 0		0- 2							
3- 5		0- 0		0- 0		NEUTRAL		0- 2		0- 0		3- 3							
8- 5		0- 0		0- 0		CONFERENCE		0- 0		0- 0		8- 5							
3- 3		0- 0		0- 0		HOME		0- 0		0- 0		3- 3							
4- 2		0- 0		0- 0		AWAY		0- 0		0- 0		4- 2							
1- 0		0- 0		0- 0		NEUTRAL		0- 0		0- 0		1- 0							
RPI S	Opponent	Score		RPI S	Opponent	Score		RPI S	Opponent	Score		RPI S	Opponent	Score					
								69 N	Samford	0	3	160 A	Northern Ariz.	0	3				
								99 N	New Mexico	0	3	181 N	San Jose St.	0	3				
												189 N	Elon	0	3				
												212 H	Md.-East. Shore	0	3				
												250 A	Campbell	2	3				
												281 N	CSU Bakersfield	1	3				
												283 N	Fla. Atlantic	3	2				
												288 N	Stetson	3	1				
												296 A	Morgan St.	0	3				
												296 H	Morgan St.	2	3				
												299 A	Norfolk St.	3	1				
												299 H	Norfolk St.	2	3				
												307 A	Howard	3	1				
												307 H	Howard	3	0				
												311 N	Alabama St.	3	0				
												312 A	Bethune-Cookman	2	3				
												315 H	Delaware St.	3	2				
												319 A	N.C. Central	3	2				
												319 N	N.C. Central	3	0				
												320 A	Coppin St.	3	2				
												320 H	Coppin St.	3	1				
LAST 10 GAMES																			

Non-Div. I Games:

Hampton

Average RPI Win: 293		WON-LOST	WINNING	LAST 10	STRENGTH OF		OPP. STRENGTH	TEAM	ADJ	CONF.	ADJ CONF.
Average RPI Loss: 186		RECORD	PCT. RANK	GAMES	SCHEDULE		OF SCHEDULE	RPI	RPI	RPI	RPI
DIV. I ONLY		12- 18	.4	216	0- 9		305	286	280	.36412	279
DIV. I NON-CONF.		10- 6	.625	105	0- 1		326	324	281	.37419	285
TOTALS		RPI 1-25	RPI 26-50		W-L RECORDS		RPI 51-100		RPI 101-150		RPI 150+
12- 18	0- 0	0- 0		OVERALL		0- 6		0- 1		12- 11	
3- 5	0- 0	0- 0		HOME		0- 2		0- 0		3- 3	
4- 10	0- 0	0- 0		AWAY		0- 4		0- 1		4- 5	
5- 3	0- 0	0- 0		NEUTRAL		0- 0		0- 0		5- 3	
10- 6	0- 0	0- 0		NON-CONFERENCE		0- 0		0- 0		10- 6	
1- 1	0- 0	0- 0		HOME		0- 0		0- 0		1- 1	
4- 2	0- 0	0- 0		AWAY		0- 0		0- 0		4- 2	
5- 3	0- 0	0- 0		NEUTRAL		0- 0		0- 0		5- 3	
2- 12	0- 0	0- 0		CONFERENCE		0- 6		0- 1		2- 5	
2- 4	0- 0	0- 0		HOME		0- 2		0- 0		2- 2	
0- 8	0- 0	0- 0		AWAY		0- 4		0- 1		0- 3	
0- 0	0- 0	0- 0		NEUTRAL		0- 0		0- 0		0- 0	
RPI S	Opponent	Score	RPI S	Opponent	Score	RPI S	Opponent	Score	RPI S	Opponent	Score
						69 A	Samford	0 3	126 A	Ga. Southern	1 3
						73 A	Furman	0 3	188 A	Davidson	2 3
						73 H	Furman	0 3	189 H	Elon	0 3
						78 A	Col. of Charleston	0 3	207 A	East Tenn. St.	2 3
						78 H	Col. of Charleston	0 3	214 N	Kent St.	3 0
						86 A	Appalachian St.	0 3	232 A	Western Caro.	2 3
									236 H	UNC Greensboro	1 3
									252 N	Western Ill.	0 3
									270 A	South Carolina St.	1 3
									274 A	SIU Edwardsville	3 1
									276 H	Chattanooga	3 0
									286 A	Citadel	1 3
									286 H	Citadel	3 0
									288 A	Stetson	3 1
									291 A	S.C. Upstate	3 0
									297 H	Gardner-Webb	1 3
									297 N	Gardner-Webb	0 3
									302 A	Charleston So.	3 0
									302 N	Charleston So.	3 1
									311 N	Alabama St.	3 0
									312 N	Bethune-Cookman	1 3
									316 N	Ark.-Pine Bluff	3 0
									324 H	N.C. A&T	3 0
									327 N	Savannah St.	3 0
LAST 10 GAMES											
			78 A	Col. of Charleston	0 3	236 H	UNC Greensboro	1 3			
			286 A	Citadel	1 3	189 H	Elon	0 3			
			73 H	Furman	0 3	86 A	Appalachian St.	0 3			
			69 A	Samford	0 3	232 A	Western Caro.	2 3			
			297 H	Gardner-Webb	1 3	207 A	East Tenn. St.	2 3			

Non-Div. I Games: Converse 3 0

Wofford

Average RPI Win:		264	WON-LOST RECORD		WINNING PCT. RANK	LAST 10 GAMES	STRENGTH OF SCHEDULE		OPP. STRENGTH OF SCHEDULE	TEAM RPI	ADJ RPI	CONF. RPI	ADJ CONF. RPI
Average RPI Loss:		129											
DIV. I ONLY			2- 22		.08333 321	0- 10	170		118	291	.364 280	12	11
DIV. I NON-CONF.			2- 7		.22222 281	0- 0	239		182	282	.38498 273	10	9
TOTALS		RPI 1-25	RPI 26-50		W-L RECORDS		RPI 51-100		RPI 101-150		RPI 150+		
2- 22	0- 0		0- 2		OVERALL		0- 6		0- 5		2- 9		
1- 7	0- 0		0- 1		HOME		0- 3		0- 1		1- 2		
1- 9	0- 0		0- 0		AWAY		0- 3		0- 2		1- 4		
0- 6	0- 0		0- 1		NEUTRAL		0- 0		0- 2		0- 3		
2- 7	0- 0		0- 1		NON-CONFERENCE		0- 0		0- 2		2- 4		
1- 0	0- 0		0- 0		HOME		0- 0		0- 0		1- 0		
1- 1	0- 0		0- 0		AWAY		0- 0		0- 0		1- 1		
0- 6	0- 0		0- 1		NEUTRAL		0- 0		0- 2		0- 3		
0- 15	0- 0		0- 1		CONFERENCE		0- 6		0- 3		0- 5		
0- 7	0- 0		0- 1		HOME		0- 3		0- 1		0- 2		
0- 8	0- 0		0- 0		AWAY		0- 3		0- 2		0- 3		
0- 0	0- 0		0- 0		NEUTRAL		0- 0		0- 0		0- 0		
RPI S	Opponent	Score	RPI S	Opponent	Score	RPI S	Opponent	Score	RPI S	Opponent	Score		
			27 H	Tulsa	0 3	54 H	Houston	1 3	106 N	Central Mich.	1 3		
			32 N	California	0 3	54 H	Houston	0 3	107 H	UTEP	0 3		
						59 A	UAB	0 3	118 N	North Carolina St.	0 3		
						64 A	Rice	0 3	121 A	SMU	0 3		
						64 A	Rice	0 3	145 A	Memphis	0 3		
						74 H	UCF	0 3	162 A	Virginia	0 3		
									175 N	Long Island	1 3		
									176 A	Southern Miss.	0 3		
									176 H	Southern Miss.	0 3		
									186 A	Marshall	1 3		
									204 A	Tulane	0 3		
									204 H	Tulane	2 3		
									217 N	George Mason	0 3		
									230 A	UNC Wilmington	3 1		
									297 H	Gardner-Webb	3 1		
									302 N	Charleston So.	2 3		
			LAST 10 GAMES										
			64 A	Rice	0 3	121 A	SMU	0 3					
			64 A	Rice	0 3	204 A	Tulane	0 3					
			176 H	Southern Miss.	0 3	176 A	Southern Miss.	0 3					
			204 H	Tulane	2 3	54 H	Houston	0 3					
			27 H	Tulsa	0 3	54 H	Houston	1 3					

Non-Div. I Games:

East Carolina

Average RPI Win: 300		WON-LOST	WINNING	LAST 10	STRENGTH OF		OPP. STRENGTH	TEAM	ADJ		CONF.	ADJ CONF.
Average RPI Loss: 159		RECORD	PCT. RANK	GAMES	SCHEDULE		OF SCHEDULE	RPI	RPI		RPI	RPI
DIV. I ONLY		7- 17	.29167	271	4- 6		286	237	288		.3637	281
DIV. I NON-CONF.		5- 16	.2381	275	3- 5		234	232	280		.37176	288
TOTALS		RPI 1-25	RPI 26-50		W-L RECORDS		RPI 51-100		RPI 101-150		RPI 150+	
7- 17		0- 0	0- 0		OVERALL		0- 2		0- 5		7- 10	
1- 2		0- 0	0- 0		HOME		0- 0		0- 1		1- 1	
2- 10		0- 0	0- 0		AWAY		0- 1		0- 3		2- 6	
4- 5		0- 0	0- 0		NEUTRAL		0- 1		0- 1		4- 3	
5- 16		0- 0	0- 0		NON-CONFERENCE		0- 2		0- 5		5- 9	
1- 2		0- 0	0- 0		HOME		0- 0		0- 1		1- 1	
1- 9		0- 0	0- 0		AWAY		0- 1		0- 3		1- 5	
3- 5		0- 0	0- 0		NEUTRAL		0- 1		0- 1		3- 3	
2- 1		0- 0	0- 0		CONFERENCE		0- 0		0- 0		2- 1	
0- 0		0- 0	0- 0		HOME		0- 0		0- 0		0- 0	
1- 1		0- 0	0- 0		AWAY		0- 0		0- 0		1- 1	
1- 0		0- 0	0- 0		NEUTRAL		0- 0		0- 0		1- 0	
RPI S	Opponent	Score	RPI S	Opponent	Score	RPI S	Opponent	Score	RPI S	Opponent	Score	
						84 A	Pacific	0 3	102 A	Cal Poly	0 3	
						96 N	Illinois St.	0 3	124 A	Utah Valley	0 3	
									132 N	Loyola Marymount	0 3	
									134 A	Oregon St.	0 3	
									149 H	UNLV	2 3	
									154 A	Fresno St.	1 3	
									154 H	Fresno St.	0 3	
									156 A	Liberty	0 3	
									160 N	Northern Ariz.	0 3	
									174 A	Idaho St.	0 3	
									180 N	UC Riverside	0 3	
									181 N	San Jose St.	0 3	
									212 A	Md.-East. Shore	1 3	
									227 A	Southern Utah	2 3	
									278 N	Hampton	3 1	
									282 A	Seattle	3 1	
									282 A	Seattle	1 3	
									282 N	Seattle	3 0	
									305 N	Saint Francis (PA)	3 2	
									311 A	Alabama St.	3 1	
									319 H	N.C. Central	3 0	
									322 N	Rider	3 1	
LAST 10 GAMES												
						282 A	Seattle	3 1	227 A	Southern Utah	2 3	
						282 A	Seattle	1 3	278 N	Hampton	3 1	
						174 A	Idaho St.	0 3	212 A	Md.-East. Shore	1 3	
						149 H	UNLV	2 3	319 H	N.C. Central	3 0	
						154 H	Fresno St.	0 3	311 A	Alabama St.	3 1	

Non-Div. I Games:

CSU Bakersfield

seattle

Seattle

Average RPI Win:		309	WON-LOST RECORD		WINNING PCT. RANK		LAST 10 GAMES		STRENGTH OF SCHEDULE		OPP. STRENGTH OF SCHEDULE		TEAM RPI		ADJ RPI		CONF. RPI		ADJ CONF. RPI	
Average RPI Loss:		142																		
DIV. I ONLY			3- 24		.11111 318		0- 9		134		194		282		.36326 283		16		16	
DIV. I NON-CONF.			3- 10		.23077 277		0- 1		214		267		278		.38168 277		16		16	
<hr/>																				
TOTALS		RPI 1-25			RPI 26-50			W-L RECORDS			RPI 51-100			RPI 101-150			RPI 150+			
3- 24		0- 3			0- 2			OVERALL			0- 4			0- 3			3- 12			
0- 9		0- 1			0- 1			HOME			0- 1			0- 1			0- 5			
1- 9		0- 2			0- 1			AWAY			0- 2			0- 0			1- 4			
2- 6		0- 0			0- 0			NEUTRAL			0- 1			0- 2			2- 3			
<hr/>																				
3- 10		0- 1			0- 0			NON-CONFERENCE			0- 2			0- 2			3- 5			
0- 2		0- 0			0- 0			HOME			0- 0			0- 0			0- 2			
1- 2		0- 1			0- 0			AWAY			0- 1			0- 0			1- 0			
2- 6		0- 0			0- 0			NEUTRAL			0- 1			0- 2			2- 3			
<hr/>																				
0- 14		0- 2			0- 2			CONFERENCE			0- 2			0- 1			0- 7			
0- 7		0- 1			0- 1			HOME			0- 1			0- 1			0- 3			
0- 7		0- 1			0- 1			AWAY			0- 1			0- 0			0- 4			
0- 0		0- 0			0- 0			NEUTRAL			0- 0			0- 0			0- 0			
<hr/>																				
RPI	S	Opponent			Score		RPI	S	Opponent			Score		RPI	S	Opponent			Score	
17	A	Florida			0	3	49	A	Middle Tenn.			0	3	56	N	Clemson			0	3
25	A	Western Ky.			0	3	49	H	Middle Tenn.			0	3	74	A	UCF			0	3
25	H	Western Ky.			0	3								89	A	FIU			0	3
														89	H	FIU			0	3

Non-Div. I Games:

Fla. Atlantic

Average RPI Win:	302	WON-LOST RECORD	WINNING PCT. RANK	LAST 10 GAMES	STRENGTH OF SCHEDULE	OPP. STRENGTH OF SCHEDULE	TEAM RPI	ADJ RPI	CONF. RPI	ADJ CONF. RPI	
Average RPI Loss:	193										
DIV. I ONLY		6- 15	.28571 276	3- 7	255	302	284	.3623 284	26	25	
DIV. I NON-CONF.		3- 6	.33333 243	0- 0	259	317	277	.38401 276	27	27	
<hr/>											
TOTALS	RPI 1-25	RPI 26-50		W-L RECORDS		RPI 51-100		RPI 101-150		RPI 150+	
6- 15	0- 0	0- 0		OVERALL		0- 1		0- 3		6- 11	
5- 8	0- 0	0- 0		HOME		0- 1		0- 2		5- 5	
0- 6	0- 0	0- 0		AWAY		0- 0		0- 1		0- 5	
1- 1	0- 0	0- 0		NEUTRAL		0- 0		0- 0		1- 1	
<hr/>											
3- 6	0- 0	0- 0		NON-CONFERENCE		0- 0		0- 1		3- 5	
2- 4	0- 0	0- 0		HOME		0- 0		0- 1		2- 3	
0- 1	0- 0	0- 0		AWAY		0- 0		0- 0		0- 1	
1- 1	0- 0	0- 0		NEUTRAL		0- 0		0- 0		1- 1	
<hr/>											
3- 9	0- 0	0- 0		CONFERENCE		0- 1		0- 2		3- 6	
3- 4	0- 0	0- 0		HOME		0- 1		0- 1		3- 2	
0- 5	0- 0	0- 0		AWAY		0- 0		0- 1		0- 4	
0- 0	0- 0	0- 0		NEUTRAL		0- 0		0- 0		0- 0	
<hr/>											
RPI S	Opponent	Score	RPI S	Opponent	Score	RPI S	Opponent	Score	RPI S	Opponent	Score
						98 H Army		0 3	113 A American		0 3
									113 H American		0 3
									130 H Bowling Green		0 3
									177 H Dartmouth		0 3
									187 A Colgate		1 3
									187 H Colgate		0 3
									190 A Lehigh		0 3
									190 H Lehigh		0 3
									192 A Central Conn. St.		2 3
									233 H Stony Brook		2 3
									233 N Stony Brook		0 3
									234 H Manhattan		0 3
									268 H Fordham		3 2
									285 H Holy Cross		3 0
									304 A Lafayette		0 3
									304 H Lafayette		3 0
									308 A Navy		2 3
									308 H Navy		3 1
									320 H Coppin St.		3 1
									325 N Saint Peter's		3 2
<hr/>											
LAST 10 GAMES											
						304 A Lafayette		0 3	285 H Holy Cross		3 0
						190 A Lehigh		0 3	98 H Army		0 3
						187 H Colgate		0 3	187 A Colgate		1 3
						113 H American		0 3	190 H Lehigh		0 3
						308 H Navy		3 1	304 H Lafayette		3 0

Non-Div. I Games:

Bucknell

Average RPI Win:	280	WON-LOST RECORD	WINNING PCT. RANK	LAST 10 GAMES	STRENGTH OF SCHEDULE	OPP. STRENGTH OF SCHEDULE	TEAM RPI	ADJ RPI	CONF. RPI	ADJ CONF. RPI				
DIV. I ONLY		8- 21	.27586	279	2- 8	184	294	272	.36127	285	26	25		
DIV. I NON-CONF.		4- 12	.25	269	0- 2	166	304	265	.37817	279	27	27		
<hr/>														
TOTALS	RPI 1-25	RPI 26-50			W-L RECORDS		RPI 51-100		RPI 101-150		RPI 150+			
8- 21	0- 0	0- 0			OVERALL		0- 3		0- 2		8- 16			
4- 6	0- 0	0- 0			HOME		0- 1		0- 1		4- 4			
2- 11	0- 0	0- 0			AWAY		0- 1		0- 1		2- 9			
2- 4	0- 0	0- 0			NEUTRAL		0- 1		0- 0		2- 3			
<hr/>														
4- 12	0- 0	0- 0			NON-CONFERENCE		0- 1		0- 0		4- 11			
2- 3	0- 0	0- 0			HOME		0- 0		0- 0		2- 3			
0- 6	0- 0	0- 0			AWAY		0- 0		0- 0		0- 6			
2- 3	0- 0	0- 0			NEUTRAL		0- 1		0- 0		2- 2			
<hr/>														
4- 9	0- 0	0- 0			CONFERENCE		0- 2		0- 2		4- 5			
2- 3	0- 0	0- 0			HOME		0- 1		0- 1		2- 1			
2- 5	0- 0	0- 0			AWAY		0- 1		0- 1		2- 3			
0- 1	0- 0	0- 0			NEUTRAL		0- 0		0- 0		0- 1			
<hr/>														
RPI S	Opponent	Score	RPI S	Opponent	Score	RPI S	Opponent	Score	RPI S	Opponent	Score			
						68 N	Northeastern	0 3	113 A	American	0 3			
						98 A	Army	0 3	113 H	American	1 3			
						98 H	Army	0 3	166 A	Connecticut	0 3			
									177 H	Dartmouth	1 3			
									187 A	Colgate	1 3			
									190 A	Lehigh	0 3			
									190 H	Lehigh	0 3			
									192 A	Central Conn. St.	0 3			
									192 H	Central Conn. St.	3 0			
									199 A	Harvard	0 3			
									199 N	Harvard	0 3			
									212 N	Md.-East. Shore	3 0			
									240 H	New Hampshire	1 3			
									243 N	Binghamton	1 3			
									245 H	Fairleigh Dickinson	1 3			
									267 A	Bryant	2 3			
									267 A	Bryant	0 3			
									269 A	Hartford	0 3			
									284 A	Bucknell	0 3			
									303 H	Providence	3 2			
									304 A	Lafayette	3 0			
									LAST 10 GAMES			304 H	Lafayette	3 0
												307 N	Howard	3 0
												308 A	Navy	3 0
												308 H	Navy	3 0
308 N	Navy	1 3												
308 A	Navy	3 0												
113 A	American	0 3												
98 A	Army	0 3												
240 H	New Hampshire	1 3												
304 H	Lafayette	3 0												
190 H	Lehigh	0 3												
284 A	Bucknell	0 3												
187 A	Colgate	1 3												
98 H	Army	0 3												
267 A	Bryant	2 3												

Non-Div. I Games:

Holy Cross

Average RPI Win: 304		WON-LOST	WINNING	LAST 10	STRENGTH OF		OPP. STRENGTH	TEAM	ADJ		CONF.	ADJ CONF.	
Average RPI Loss: 175		RECORD	PCT. RANK	GAMES	SCHEDULE		OF SCHEDULE	RPI	RPI		RPI	RPI	
DIV. I ONLY		6- 20	.23077	290	1- 9		225	287	286	.3565	286	18	18
DIV. I NON-CONF.		5- 7	.41667	208	0- 2		300	325	288	.37606	283	20	22
TOTALS		RPI 1-25	RPI 26-50		W-L RECORDS		RPI 51-100		RPI 101-150		RPI 150+		
6- 20	0- 0	0- 0		OVERALL		0- 5		0- 4		6- 11			
4- 10	0- 0	0- 0		HOME		0- 2		0- 2		4- 6			
1- 8	0- 0	0- 0		AWAY		0- 3		0- 1		1- 4			
1- 2	0- 0	0- 0		NEUTRAL		0- 0		0- 1		1- 1			
5- 7	0- 0	0- 0		NON-CONFERENCE		0- 0		0- 2		5- 5			
3- 4	0- 0	0- 0		HOME		0- 0		0- 1		3- 3			
1- 1	0- 0	0- 0		AWAY		0- 0		0- 0		1- 1			
1- 2	0- 0	0- 0		NEUTRAL		0- 0		0- 1		1- 1			
1- 13	0- 0	0- 0		CONFERENCE		0- 5		0- 2		1- 6			
1- 6	0- 0	0- 0		HOME		0- 2		0- 1		1- 3			
0- 7	0- 0	0- 0		AWAY		0- 3		0- 1		0- 3			
0- 0	0- 0	0- 0		NEUTRAL		0- 0		0- 0		0- 0			
RPI S	Opponent	Score	RPI S	Opponent	Score	RPI S	Opponent	Score	RPI S	Opponent	Score		
						69 A	Samford	0 3	118 H	North Carolina St.	0 3		
						73 A	Furman	1 3	126 A	Ga. Southern	0 3		
						73 H	Furman	0 3	126 H	Ga. Southern	0 3		
						78 A	Col. of Charleston	1 3	129 N	Towson	2 3		
						86 H	Appalachian St.	1 3	156 N	Liberty	0 3		
									188 A	Davidson	0 3		
									188 H	Davidson	0 3		
									230 H	UNC Wilmington	2 3		
									232 H	Western Caro.	0 3		
									236 H	UNC Greensboro	0 3		
									270 A	South Carolina St.	0 3		
									270 H	South Carolina St.	3 0		
									272 H	Coastal Caro.	0 3		
									276 A	Chattanooga	0 3		
									279 A	Wofford	0 3		
									279 H	Wofford	3 1		
									302 H	Charleston So.	1 3		
									311 N	Alabama St.	3 2		
									312 H	Bethune-Cookman	3 1		
									324 A	N.C. A&T	3 0		
									327 H	Savannah St.	3 0		
LAST 10 GAMES													
						279 H	Wofford	3 1	86 H	Appalachian St.	1 3		
						73 H	Furman	0 3	232 H	Western Caro.	0 3		
						188 A	Davidson	0 3	276 A	Chattanooga	0 3		
						126 A	Ga. Southern	0 3	69 A	Samford	0 3		
						272 H	Coastal Caro.	0 3	230 H	UNC Wilmington	2 3		

Non-Div. I Games: Francis Marion 3 2 Claflin 3 0

Citadel

Average RPI Win: 301		WON-LOST	WINNING	LAST 10	STRENGTH OF		OPP. STRENGTH	TEAM	ADJ	CONF.	ADJ CONF.
Average RPI Loss: 157		RECORD	PCT. RANK	GAMES	SCHEDULE		OF SCHEDULE	RPI	RPI	RPI	RPI
DIV. I ONLY		5- 22	.18519	300	1- 8		231	233	294	.35444	287
DIV. I NON-CONF.		4- 14	.22222	281	1- 1		235	227	287	.3709	289
TOTALS		RPI 1-25	RPI 26-50		W-L RECORDS		RPI 51-100		RPI 101-150		RPI 150+
5- 22	0- 0	0- 1		OVERALL		0- 5		0- 6		5- 10	
1- 8	0- 0	0- 0		HOME		0- 3		0- 2		1- 3	
2- 7	0- 0	0- 1		AWAY		0- 1		0- 2		2- 3	
2- 7	0- 0	0- 0		NEUTRAL		0- 1		0- 2		2- 4	
4- 14	0- 0	0- 1		NON-CONFERENCE		0- 3		0- 3		4- 7	
1- 3	0- 0	0- 0		HOME		0- 2		0- 0		1- 1	
1- 4	0- 0	0- 1		AWAY		0- 0		0- 1		1- 2	
2- 7	0- 0	0- 0		NEUTRAL		0- 1		0- 2		2- 4	
1- 8	0- 0	0- 0		CONFERENCE		0- 2		0- 3		1- 3	
0- 5	0- 0	0- 0		HOME		0- 1		0- 2		0- 2	
1- 3	0- 0	0- 0		AWAY		0- 1		0- 1		1- 1	
0- 0	0- 0	0- 0		NEUTRAL		0- 0		0- 0		0- 0	
RPI S	Opponent	Score	RPI S	Opponent	Score	RPI S	Opponent	Score	RPI S	Opponent	Score
			42 A	Baylor	0 3	60 A	North Dakota	0 3	115 H	Houston Baptist	0 3
						60 H	North Dakota	0 3	124 A	Utah Valley	0 3
						67 N	Eastern Mich.	0 3	124 H	Utah Valley	0 3
						87 H	Texas Tech	0 3	129 N	Towson	0 3
						99 H	New Mexico	0 3	135 A	Sam Houston St.	1 3
									144 N	Northern Colo.	0 3
									157 N	North Texas	0 3
									205 A	A&M-Corpus Christi	0 3
									205 H	A&M-Corpus Christi	2 3
									205 N	A&M-Corpus Christi	1 3
									225 A	NJIT	0 3
									225 H	NJIT	2 3
									228 A	Robert Morris	1 3
									248 N	Rutgers	0 3
									257 N	McNeese St.	0 3
									275 N	Louisiana Tech	3 0
									293 A	Prairie View	3 2
									296 N	Morgan St.	3 0
									318 A	Chicago St.	3 2
									318 H	Chicago St.	2 3
									321 H	Texas Southern	3 0
LAST 10 GAMES											
			318 H	Chicago St.	2 3		321 H	Texas Southern	3 0		
			225 H	NJIT	2 3		60 H	North Dakota	0 3		
			124 A	Utah Valley	0 3		124 H	Utah Valley	0 3		
			60 A	North Dakota	0 3		115 H	Houston Baptist	0 3		
			99 H	New Mexico	0 3		293 A	Prairie View	3 2		

Non-Div. I Games: Huston-Tillotson 3 0

Tex.-Pan American

Average RPI Win: 298		WON-LOST	WINNING	LAST 10	STRENGTH OF		OPP. STRENGTH	TEAM	ADJ		CONF.	ADJ CONF.
Average RPI Loss: 190		RECORD	PCT. RANK	GAMES	SCHEDULE		OF SCHEDULE	RPI	RPI		RPI	RPI
DIV. I ONLY		8- 16	.33333	251	291		300	290	.35293		288	23
DIV. I NON-CONF.		6- 7	.46154	189	319		326	290	.3762		282	24
TOTALS		RPI 1-25	RPI 26-50		W-L RECORDS		RPI 51-100		RPI 101-150		RPI 150+	
8- 16		0- 0	0- 0		OVERALL		0- 3		0- 2		8- 11	
6- 5		0- 0	0- 0		HOME		0- 0		0- 0		6- 5	
2- 6		0- 0	0- 0		AWAY		0- 1		0- 2		2- 3	
0- 5		0- 0	0- 0		NEUTRAL		0- 2		0- 0		0- 3	
6- 7		0- 0	0- 0		NON-CONFERENCE		0- 2		0- 1		6- 4	
4- 1		0- 0	0- 0		HOME		0- 0		0- 0		4- 1	
2- 1		0- 0	0- 0		AWAY		0- 0		0- 1		2- 0	
0- 5		0- 0	0- 0		NEUTRAL		0- 2		0- 0		0- 3	
2- 9		0- 0	0- 0		CONFERENCE		0- 1		0- 1		2- 7	
2- 4		0- 0	0- 0		HOME		0- 0		0- 0		2- 4	
0- 5		0- 0	0- 0		AWAY		0- 1		0- 1		0- 3	
0- 0		0- 0	0- 0		NEUTRAL		0- 0		0- 0		0- 0	
RPI S	Opponent	Score	RPI S	Opponent	Score	RPI S	Opponent	Score	RPI S	Opponent	Score	
						67 N	Eastern Mich.	0 3	122 A	IUPUI	0 3	
						69 N	Samford	0 3	142 A	Belmont	0 3	
						85 A	Lipscomb	0 3	172 A	Kennesaw St.	0 3	
									173 A	Fla. Gulf Coast	1 3	
									173 H	Fla. Gulf Coast	3 2	
									186 N	Marshall	0 3	
									207 H	East Tenn. St.	1 3	
									215 H	North Florida	0 3	
									242 H	Jacksonville	2 3	
									256 A	Mercer	1 3	
									256 H	Mercer	1 3	
									278 N	Hampton	1 3	
									279 H	Wofford	1 3	
									283 N	Fla. Atlantic	2 3	
									291 H	S.C. Upstate	3 0	
									312 A	Bethune-Cookman	3 0	
									312 H	Bethune-Cookman	3 1	
									312 H	Bethune-Cookman	3 0	
									327 A	Savannah St.	3 0	
									327 H	Savannah St.	3 0	
									327 H	Savannah St.	3 0	
LAST 10 GAMES												
						256 H	Mercer	1 3	85 A	Lipscomb	0 3	
						312 H	Bethune-Cookman	3 0	291 H	S.C. Upstate	3 0	
						173 H	Fla. Gulf Coast	3 2	207 H	East Tenn. St.	1 3	
						327 A	Savannah St.	3 0	327 H	Savannah St.	3 0	
						142 A	Belmont	0 3	256 A	Mercer	1 3	

Non-Div. I Games: Southeastern (FL) 3 0

Stetson

Average RPI Win:	302	WON-LOST RECORD	WINNING PCT. RANK	LAST 10 GAMES	STRENGTH OF SCHEDULE	OPP. STRENGTH OF SCHEDULE	TEAM RPI	ADJ RPI	CONF. RPI	ADJ CONF. RPI
DIV. I ONLY		8- 21	.27586 279	3- 7	219	306	281	.35081 289	30	30
DIV. I NON-CONF.		3- 10	.23077 277	0- 0	90	294	237	.42847 236	31	30

TOTALS	RPI 1-25	RPI 26-50	W-L RECORDS	RPI 51-100	RPI 101-150	RPI 150+
8- 21	0- 0	0- 0	OVERALL	0- 2	0- 4	8- 15
3- 7	0- 0	0- 0	HOME	0- 0	0- 2	3- 5
3- 8	0- 0	0- 0	AWAY	0- 0	0- 1	3- 7
2- 6	0- 0	0- 0	NEUTRAL	0- 2	0- 1	2- 3
3- 10	0- 0	0- 0	NON-CONFERENCE	0- 2	0- 4	3- 4
0- 3	0- 0	0- 0	HOME	0- 0	0- 2	0- 1
1- 1	0- 0	0- 0	AWAY	0- 0	0- 1	1- 0
2- 6	0- 0	0- 0	NEUTRAL	0- 2	0- 1	2- 3
5- 11	0- 0	0- 0	CONFERENCE	0- 0	0- 0	5- 11
3- 4	0- 0	0- 0	HOME	0- 0	0- 0	3- 4
2- 7	0- 0	0- 0	AWAY	0- 0	0- 0	2- 7
0- 0	0- 0	0- 0	NEUTRAL	0- 0	0- 0	0- 0

RPI	S	Opponent	Score	RPI	S	Opponent	Score	RPI	S	Opponent	Score
				56	N	Clemson	0 3	101	A	Villanova	0 3
				57	N	TCU	2 3	104	H	George Washington	0 3
								113	H	American	1 3
								129	N	Towson	0 3
								164	A	Niagara	0 3
								178	H	Tennessee St.	1 3
								187	N	Colgate	0 3
								193	A	Fairfield	0 3
								193	H	Fairfield	0 3
								209	N	UMBC	0 3
								234	A	Manhattan	2 3
								234	H	Manhattan	1 3
								247	A	Marist	1 3
								247	H	Marist	2 3
								253	A	Siena	1 3
								253	H	Siena	3 2
								266	A	Canisius	0 3
								270	N	South Carolina St.	3 0
								273	A	Iona	1 3
								273	H	Iona	0 3
								296	N	Morgan St.	3 1
								304	A	Lafayette	3 2
								320	N	Coppin St.	0 3
								322	A	Rider	3 0
								322	H	Rider	3 2
								325	A	Saint Peter's	3 0
								325	H	Saint Peter's	3 0

LAST 10 GAMES					
322 H Rider	3	2	247 A Marist	1	3
325 H Saint Peter's	3	0	234 H Manhattan	1	3
273 H Iona	0	3	266 A Canisius	0	3
193 H Fairfield	0	3	164 A Niagara	0	3
253 A Siena	1	3	322 A Rider	3	0

Non-Div. I Games:

Loyola Maryland

Average RPI Win: 255		WON-LOST RECORD		WINNING PCT. RANK		LAST 10 GAMES		STRENGTH OF SCHEDULE		OPP. STRENGTH OF SCHEDULE		TEAM RPI		ADJ RPI		CONF. RPI		ADJ CONF. RPI					
Average RPI Loss: 193																							
DIV. I ONLY		10- 20		.33333 251		5- 5		281		243		278		.34952 290		27		27					
DIV. I NON-CONF.		3- 8		.27273 265		1- 0		271		194		283		.38407 275		25		25					
TOTALS		RPI 1-25		RPI 26-50		W-L RECORDS		RPI 51-100		RPI 101-150		RPI 150+											
10- 20		0- 0		0- 2		OVERALL		1- 1		0- 2		9- 15											
4- 6		0- 0		0- 0		HOME		0- 1		0- 0		4- 5											
4- 9		0- 0		0- 1		AWAY		1- 0		0- 1		3- 7											
2- 5		0- 0		0- 1		NEUTRAL		0- 0		0- 1		2- 3											
3- 8		0- 0		0- 2		NON-CONFERENCE		0- 0		0- 2		3- 4											
1- 0		0- 0		0- 0		HOME		0- 0		0- 0		1- 0											
0- 3		0- 0		0- 1		AWAY		0- 0		0- 1		0- 1											
2- 5		0- 0		0- 1		NEUTRAL		0- 0		0- 1		2- 3											
7- 12		0- 0		0- 0		CONFERENCE		1- 1		0- 0		6- 11											
3- 6		0- 0		0- 0		HOME		0- 1		0- 0		3- 5											
4- 6		0- 0		0- 0		AWAY		1- 0		0- 0		3- 6											
0- 0		0- 0		0- 0		NEUTRAL		0- 0		0- 0		0- 0											
RPI	S	Opponent		Score		RPI	S	Opponent		Score		RPI	S	Opponent		Score							
37	A	Louisville		0	3	94	A	Morehead St.		3	0	120	N	Ole Miss		2	3						
48	N	Wichita St.		0	3	94	H	Morehead St.		0	3	140	A	Indiana		0	3						
												164 N Niagara						1	3				
												169 N Miami (OH)						1	3				
												178 A Tennessee St.						0	3				
												178 H Tennessee St.						3	0				
												200 N Gonzaga						2	3				
												210 A Indiana St.						0	3				
												213 A UT Martin						0	3				
												216 A Eastern Ky.						2	3				
												216 H Eastern Ky.						1	3				
												235 H Ill.-Chicago						3	1				
												254 A Austin Peay						3	1				
												254 H Austin Peay						0	3				
												258 A Southeast Mo. St.						1	3				
												258 H Southeast Mo. St.						0	3				
												263 A Jacksonville St.						3	2				
												263 H Jacksonville St.						2	3				
												274 A SIU Edwardsville						0	3				
												274 H SIU Edwardsville						3	2				
												277 A Murray St.						2	3				
												277 H Murray St.						1	3				
												306 A Tennessee Tech						3	0				
												306 H Tennessee Tech						3	0				
												318 N Chicago St.						3	0				
												320 N Coppin St.						3	1				

Non-Div. I Games:

Eastern Ill.

Average RPI Win:	271	WON-LOST	WINNING	LAST 10	STRENGTH OF	OPP. STRENGTH	TEAM	ADJ	CONF.	ADJ CONF.	
Average RPI Loss:	194	RECORD	PCT. RANK	GAMES	SCHEDULE	OF SCHEDULE	RPI	RPI	RPI	RPI	
DIV. I ONLY	8- 19	.2963	268	2- 8	272	257	283	.34861	291	23	24
DIV. I NON-CONF.	6- 10	.375	229	2- 2	289	279	275	.37694	280	24	23
<hr/>											
TOTALS	RPI 1-25	RPI 26-50		W-L RECORDS		RPI 51-100		RPI 101-150		RPI 150+	
8- 19	0- 0	0- 1		OVERALL		0- 1		0- 2		8- 15	
4- 6	0- 0	0- 0		HOME		0- 0		0- 0		4- 6	
2- 9	0- 0	0- 0		AWAY		0- 1		0- 1		2- 7	
2- 4	0- 0	0- 1		NEUTRAL		0- 0		0- 1		2- 2	
6- 10	0- 0	0- 1		NON-CONFERENCE		0- 0		0- 1		6- 8	
2- 3	0- 0	0- 0		HOME		0- 0		0- 0		2- 3	
2- 3	0- 0	0- 0		AWAY		0- 0		0- 0		2- 3	
2- 4	0- 0	0- 1		NEUTRAL		0- 0		0- 1		2- 2	
2- 9	0- 0	0- 0		CONFERENCE		0- 1		0- 1		2- 7	
2- 3	0- 0	0- 0		HOME		0- 0		0- 0		2- 3	
0- 6	0- 0	0- 0		AWAY		0- 1		0- 1		0- 4	
0- 0	0- 0	0- 0		NEUTRAL		0- 0		0- 0		0- 0	
RPI S	Opponent	Score	RPI S	Opponent	Score	RPI S	Opponent	Score	RPI S	Opponent	Score
			26 N	Western Mich.	0 3	85 A	Lipscomb	0 3	124 N	Utah Valley	0 3
									142 A	Belmont	0 3
									160 N	Northern Ariz.	1 3
									162 A	Virginia	0 3
									172 A	Kennesaw St.	1 3
									172 H	Kennesaw St.	1 3
									173 A	Fla. Gulf Coast	1 3
									207 A	East Tenn. St.	0 3
									207 H	East Tenn. St.	1 3
									215 H	North Florida	3 0
									218 N	UMKC	0 3
									232 H	Western Caro.	3 0
									232 N	Western Caro.	3 0
									241 H	Presbyterian	1 3
									242 H	Jacksonville	3 2
									246 A	Air Force	1 3
									256 H	Mercer	1 3
									262 A	Radford	2 3
									270 H	South Carolina St.	0 3
									279 H	Wofford	0 3
									288 A	Stetson	0 3
			LAST 10 GAMES						297 H	Gardner-Webb	3 2
			207 H	East Tenn. St.	1 3	172 H	Kennesaw St.	1 3	312 A	Bethune-Cookman	3 0
			319 A	N.C. Central	3 2	270 H	South Carolina St.	0 3	318 N	Chicago St.	3 0
			172 A	Kennesaw St.	1 3	312 A	Bethune-Cookman	3 0	319 A	N.C. Central	3 2
			241 H	Presbyterian	1 3	288 A	Stetson	0 3			
			256 H	Mercer	1 3	173 A	Fla. Gulf Coast	1 3			

Non-Div. I Games:

S.C. Upstate

Average RPI Win:	253	WON-LOST RECORD	WINNING PCT. RANK	LAST 10 GAMES	STRENGTH OF SCHEDULE	OPP. STRENGTH OF SCHEDULE	TEAM RPI	ADJ RPI	CONF. RPI	ADJ CONF. RPI		
DIV. I ONLY		4- 20	.16667	309	1- 9	241	211	297	.34486	292	24	23
DIV. I NON-CONF.		3- 7	.3	257	0- 1	247	151	266	.41092	257	22	20
<hr/>												
TOTALS	RPI 1-25	RPI 26-50		W-L RECORDS		RPI 51-100		RPI 101-150		RPI 150+		
4- 20	0- 0	0- 1		OVERALL		0- 5		1- 2		3- 12		
1- 8	0- 0	0- 0		HOME		0- 1		0- 1		1- 6		
1- 9	0- 0	0- 1		AWAY		0- 2		0- 1		1- 5		
2- 3	0- 0	0- 0		NEUTRAL		0- 2		1- 0		1- 1		
<hr/>												
3- 7	0- 0	0- 1		NON-CONFERENCE		0- 3		1- 1		2- 2		
1- 0	0- 0	0- 0		HOME		0- 0		0- 0		1- 0		
0- 4	0- 0	0- 1		AWAY		0- 1		0- 1		0- 1		
2- 3	0- 0	0- 0		NEUTRAL		0- 2		1- 0		1- 1		
<hr/>												
1- 13	0- 0	0- 0		CONFERENCE		0- 2		0- 1		1- 10		
0- 8	0- 0	0- 0		HOME		0- 1		0- 1		0- 6		
1- 5	0- 0	0- 0		AWAY		0- 1		0- 0		1- 4		
0- 0	0- 0	0- 0		NEUTRAL		0- 0		0- 0		0- 0		
<hr/>												
RPI	S	Opponent	Score	RPI	S	Opponent	Score	RPI	S	Opponent	Score	
				34	A	Ball St.	0 3	62	A	Milwaukee	0 3	
								62	H	Milwaukee	1 3	
								72	N	IPFW	0 3	
								82	N	Northwestern	0 3	
								96	A	Illinois St.	0 3	
								127	A	Iowa	0 3	
								128	H	Cleveland St.	0 3	
								138	N	Oakland	3 2	
								170	A	Valparaiso	0 3	
								170	H	Valparaiso	0 3	
								179	A	Butler	1 3	
								179	H	Butler	1 3	
								211	A	Green Bay	1 3	
								211	H	Green Bay	2 3	
								221	A	Bradley	0 3	
								235	A	Ill.-Chicago	0 3	
								235	H	Ill.-Chicago	1 3	
								251	N	DePaul	0 3	
								255	A	Wright St.	3 1	
								255	H	Wright St.	2 3	
								298	H	Youngstown St.	1 3	
								301	H	Montana St.	3 2	
								318	N	Chicago St.	3 0	
<hr/>												
LAST 10 GAMES												
				179	H	Butler	1 3	170	A	Valparaiso	0 3	
				255	H	Wright St.	2 3	128	H	Cleveland St.	0 3	
				211	A	Green Bay	1 3	62	H	Milwaukee	1 3	
				221	A	Bradley	0 3	255	A	Wright St.	3 1	
				235	A	Ill.-Chicago	0 3	179	A	Butler	1 3	

Non-Div. I Games:

Loyola Chicago

Average RPI Win:	317	WON-LOST	WINNING	LAST 10	STRENGTH OF	OPP. STRENGTH	TEAM	ADJ	CONF.	ADJ CONF.	
Average RPI Loss:	186	RECORD	PCT. RANK	GAMES	SCHEDULE	OF SCHEDULE	RPI	RPI	RPI	RPI	
DIV. I ONLY		6- 17	.26087 285	3- 4	274	304	299	.3446 293	33	33	
DIV. I NON-CONF.		0- 13	0 314	0- 0	105	193	291	.36616 291	33	33	
<hr/>											
TOTALS	RPI 1-25	RPI 26-50		W-L RECORDS	RPI 51-100		RPI 101-150		RPI 150+		
6- 17	0- 0	0- 2		OVERALL	0- 3		0- 2		6- 10		
4- 2	0- 0	0- 0		HOME	0- 0		0- 1		4- 1		
2- 6	0- 0	0- 1		AWAY	0- 1		0- 1		2- 3		
0- 9	0- 0	0- 1		NEUTRAL	0- 2		0- 0		0- 6		
<hr/>											
0- 13	0- 0	0- 2		NON-CONFERENCE	0- 3		0- 2		0- 6		
0- 2	0- 0	0- 0		HOME	0- 0		0- 1		0- 1		
0- 5	0- 0	0- 1		AWAY	0- 1		0- 1		0- 2		
0- 6	0- 0	0- 1		NEUTRAL	0- 2		0- 0		0- 3		
<hr/>											
6- 4	0- 0	0- 0		CONFERENCE	0- 0		0- 0		6- 4		
4- 0	0- 0	0- 0		HOME	0- 0		0- 0		4- 0		
2- 1	0- 0	0- 0		AWAY	0- 0		0- 0		2- 1		
0- 3	0- 0	0- 0		NEUTRAL	0- 0		0- 0		0- 3		
<hr/>											
RPI S	Opponent	Score	RPI S	Opponent	Score	RPI S	Opponent	Score	RPI S	Opponent	Score
33 N	Washington	0 3	71 N	Oral Roberts	1 3	115 A	Houston Baptist	0 3	321 A	Texas Southern	3 1
50 A	Long Beach St.	0 3	81 A	UTSA	0 3	115 H	Houston Baptist	0 3	317 H	Southern U.	3 0
			87 N	Texas Tech	0 3	201 A	Texas-Arlington	0 3	317 A	Southern U.	2 3
						209 N	UMBC	0 3	313 A	Grambling	3 0
						231 N	La.-Lafayette	0 3	313 H	Grambling	3 0
						237 N	Jackson St.	0 3	314 N	Mississippi Val.	0 3
						244 N	La.-Monroe	1 3	316 H	Ark.-Pine Bluff	3 1
						257 A	McNeese St.	1 3	317 A	Southern U.	2 3
						287 H	Tex.-Pan American	2 3	317 H	Southern U.	3 0
						311 N	Alabama St.	1 3	321 A	Texas Southern	3 1
						313 A	Grambling	3 0	321 H	Texas Southern	3 0
						313 H	Grambling	3 0			
						314 N	Mississippi Val.	0 3			
						316 H	Ark.-Pine Bluff	3 1			
						317 A	Southern U.	2 3			
						317 H	Southern U.	3 0			
						321 A	Texas Southern	3 1			
						321 H	Texas Southern	3 0			
<hr/>											
LAST 10 GAMES											
321 A	Texas Southern	3 1	237 N	Jackson St.	0 3						
317 H	Southern U.	3 0	311 N	Alabama St.	1 3						
317 A	Southern U.	2 3	287 H	Tex.-Pan American	2 3						
313 A	Grambling	3 0	321 H	Texas Southern	3 0						
314 N	Mississippi Val.	0 3	316 H	Ark.-Pine Bluff	3 1						

Non-Div. I Games:	Huston-Tillotson	3	0	Xavier (LA)	3	0	Huston-Tillotson	3	0
-------------------	------------------	---	---	-------------	---	---	------------------	---	---

Prairie View

[illegible]

Non-Div. I Games:	Albany St. (GA)	3	0	Albany St. (GA)	3	0
-------------------	-----------------	---	---	-----------------	---	---

Alabama A&M

Average RPI Win:	240	WON-LOST RECORD	WINNING PCT. RANK	LAST 10 GAMES	STRENGTH OF SCHEDULE	OPP. STRENGTH OF SCHEDULE	TEAM RPI	ADJ RPI	CONF. RPI	ADJ CONF. RPI		
DIV. I ONLY		6- 20	.23077	290	3- 7	246	265	289	.33814	295	28	28
DIV. I NON-CONF.		2- 12	.14286	298	0- 0	237	231	301	.34574	299	28	28
<hr/>												
TOTALS	RPI 1-25	RPI 26-50		W-L RECORDS		RPI 51-100		RPI 101-150		RPI 150+		
6- 20	0- 0	0- 0		OVERALL		0- 2		0- 3		6- 15		
3- 8	0- 0	0- 0		HOME		0- 1		0- 1		3- 6		
1- 9	0- 0	0- 0		AWAY		0- 1		0- 0		1- 8		
2- 3	0- 0	0- 0		NEUTRAL		0- 0		0- 2		2- 1		
<hr/>												
2- 12	0- 0	0- 0		NON-CONFERENCE		0- 2		0- 2		2- 8		
0- 6	0- 0	0- 0		HOME		0- 1		0- 0		0- 5		
0- 3	0- 0	0- 0		AWAY		0- 1		0- 0		0- 2		
2- 3	0- 0	0- 0		NEUTRAL		0- 0		0- 2		2- 1		
<hr/>												
4- 8	0- 0	0- 0		CONFERENCE		0- 0		0- 1		4- 7		
3- 2	0- 0	0- 0		HOME		0- 0		0- 1		3- 1		
1- 6	0- 0	0- 0		AWAY		0- 0		0- 0		1- 6		
0- 0	0- 0	0- 0		NEUTRAL		0- 0		0- 0		0- 0		
<hr/>												
RPI	S	Opponent	Score	RPI	S	Opponent	Score	RPI	S	Opponent	Score	
						77 A Virginia Tech	1 3			128 N Cleveland St.	0 3	
						100 H James Madison	0 3			140 N Indiana	1 3	
										147 H Winthrop	1 3	
										156 A Liberty	0 3	
										156 H Liberty	3 0	
										171 N Charlotte	3 0	
										183 A Wake Forest	0 3	
										188 H Davidson	0 3	
										189 H Elon	0 3	
										206 A UNC Asheville	0 3	
										212 H Md.-East. Shore	1 3	
										217 A George Mason	0 3	
										236 N UNC Greensboro	1 3	
										241 H Presbyterian	3 2	
										250 A Campbell	2 3	
										250 H Campbell	0 3	
										255 H Wright St.	0 3	
										262 A Radford	0 3	
										262 H Radford	3 2	
										272 A Coastal Caro.	0 3	
										297 A Gardner-Webb	1 3	
										299 H Norfolk St.	2 3	
										302 A Charleston So.	3 0	
										308 N Navy	3 0	

Non-Div. I Games:

High Point

Average RPI Win:	304	WON-LOST RECORD	WINNING PCT. RANK	LAST 10 GAMES	STRENGTH OF SCHEDULE	OPP. STRENGTH OF SCHEDULE	TEAM RPI	ADJ RPI	CONF. RPI	ADJ CONF. RPI	
DIV. I ONLY		9- 18	.33333 251	6- 4	292	312	295	.33756 296	32	32	
DIV. I NON-CONF.		2- 14	.125 301	0- 0	262	274	310	.32002 311	32	32	
<hr/>											
TOTALS	RPI 1-25	RPI 26-50		W-L RECORDS		RPI 51-100		RPI 101-150		RPI 150+	
9- 18	0- 0	0- 0		OVERALL		0- 2		0- 3		9- 13	
4- 2	0- 0	0- 0		HOME		0- 0		0- 0		4- 2	
3- 9	0- 0	0- 0		AWAY		0- 0		0- 2		3- 6	
2- 7	0- 0	0- 0		NEUTRAL		0- 2		0- 0		2- 5	
<hr/>											
2- 14	0- 0	0- 0		NON-CONFERENCE		0- 2		0- 3		2- 9	
0- 1	0- 0	0- 0		HOME		0- 0		0- 0		0- 1	
0- 6	0- 0	0- 0		AWAY		0- 0		0- 3		0- 3	
2- 7	0- 0	0- 0		NEUTRAL		0- 2		0- 0		2- 5	
<hr/>											
7- 4	0- 0	0- 0		CONFERENCE		0- 0		0- 0		7- 4	
4- 1	0- 0	0- 0		HOME		0- 0		0- 0		4- 1	
3- 3	0- 0	0- 0		AWAY		0- 0		0- 0		3- 3	
0- 0	0- 0	0- 0		NEUTRAL		0- 0		0- 0		0- 0	
<hr/>											
RPI S	Opponent	Score	RPI S	Opponent	Score	RPI S	Opponent	Score	RPI S	Opponent	Score
						67 N	Eastern Mich.	0 3	113 A	American	2 3
						73 N	Furman	0 3	129 A	Towson	0 3
									129 A	Towson	0 3
									171 A	Charlotte	0 3
									209 H	UMBC	0 3
									212 A	Md.-East. Shore	1 3
									212 H	Md.-East. Shore	0 3
									228 A	Robert Morris	0 3
									250 N	Campbell	0 3
									259 N	Temple	0 3
									266 N	Canisius	1 3
									278 A	Hampton	3 2
									278 H	Hampton	3 0
									287 N	Tex.-Pan American	0 3
									289 N	Loyola Maryland	1 3
									299 A	Norfolk St.	3 2
									299 H	Norfolk St.	3 0
									303 N	Providence	3 2
									307 A	Howard	2 3
									308 A	Navy	2 3
						315 A	Delaware St.	2 3			
						315 H	Delaware St.	3 1			
						320 A	Coppin St.	3 2			
						320 H	Coppin St.	3 0			
						325 N	Saint Peter's	3 0			
						LAST 10 GAMES			LAST 10 GAMES		
						315 H	Delaware St.	3 1	320 H	Coppin St.	3 0
212 A	Md.-East. Shore	1 3	278 H	Hampton	3 0						
278 A	Hampton	3 2	307 A	Howard	2 3						
299 A	Norfolk St.	3 2	212 H	Md.-East. Shore	0 3						
299 H	Norfolk St.	3 0	315 A	Delaware St.	2 3						

Non-Div. I Games:

Morgan St.

Average RPI Win:	252	WON-LOST	WINNING	LAST 10	STRENGTH OF	OPP. STRENGTH	TEAM	ADJ	CONF.	ADJ CONF.	
Average RPI Loss:	226	RECORD	PCT. RANK	GAMES	SCHEDULE	OF SCHEDULE	RPI	RPI	RPI	RPI	
DIV. I ONLY	8- 18	.30769	264	5- 5	282	280	287	.3335	297	28	28
DIV. I NON-CONF.	4- 7	.36364	235	1- 0	297	266	285	.37475	284	28	28
<hr/>											
TOTALS	RPI 1-25	RPI 26-50		W-L RECORDS		RPI 51-100		RPI 101-150		RPI 150+	
8- 18	0- 0	0- 0		OVERALL		0- 0		1- 2		7- 16	
4- 2	0- 0	0- 0		HOME		0- 0		1- 0		3- 2	
2- 10	0- 0	0- 0		AWAY		0- 0		0- 2		2- 8	
2- 6	0- 0	0- 0		NEUTRAL		0- 0		0- 0		2- 6	
<hr/>											
4- 7	0- 0	0- 0		NON-CONFERENCE		0- 0		0- 1		4- 6	
1- 0	0- 0	0- 0		HOME		0- 0		0- 0		1- 0	
1- 3	0- 0	0- 0		AWAY		0- 0		0- 1		1- 2	
2- 4	0- 0	0- 0		NEUTRAL		0- 0		0- 0		2- 4	
<hr/>											
4- 11	0- 0	0- 0		CONFERENCE		0- 0		1- 1		3- 10	
3- 2	0- 0	0- 0		HOME		0- 0		1- 0		2- 2	
1- 7	0- 0	0- 0		AWAY		0- 0		0- 1		1- 6	
0- 2	0- 0	0- 0		NEUTRAL		0- 0		0- 0		0- 2	
<hr/>											
RPI S	Opponent	Score	RPI S	Opponent	Score	RPI S	Opponent	Score	RPI S	Opponent	Score
						110 A South Carolina 0 3					
						147 A Winthrop 0 3					
						147 H Winthrop 3 1					
						156 A Liberty 2 3					
						188 N Davidson 0 3					
						189 N Elon 1 3					
						206 A UNC Asheville 2 3					
						206 H UNC Asheville 3 0					
						206 N UNC Asheville 2 3					
						221 N Bradley 0 3					
						232 H Western Caro. 3 0					
						232 N Western Caro. 2 3					
						241 A Presbyterian 0 3					
						241 H Presbyterian 1 3					
						250 H Campbell 2 3					
						262 A Radford 0 3					
						272 A Coastal Caro. 2 3					
						272 A Coastal Caro. 0 3					
						273 N Iona 3 0					
						279 A Wofford 3 1					
						279 N Wofford 3 0					
						280 A East Carolina 1 3					
						291 A S.C. Upstate 2 3					
						295 H High Point 3 1					
						302 A Charleston So. 3 1					
302 N Charleston So. 2 3											
<hr/>											
			LAST 10 GAMES								
			147 A Winthrop 0 3			272 A Coastal Caro. 0 3			291 A S.C. Upstate 2 3		
			241 A Presbyterian 0 3			302 A Charleston So. 3 1			295 H High Point 3 1		
			250 H Campbell 2 3			206 H UNC Asheville 3 0			302 A Charleston So. 3 1		
			295 H High Point 3 1			241 H Presbyterian 1 3			302 N Charleston So. 2 3		
			279 A Wofford 3 1			147 H Winthrop 3 1					

Non-Div. I Games: Montreat 3 0

Gardner-Webb

Average RPI Win: 273		WON-LOST RECORD		WINNING PCT. RANK		LAST 10 GAMES		STRENGTH OF SCHEDULE		OPP. STRENGTH OF SCHEDULE		TEAM RPI		ADJ RPI		CONF. RPI		ADJ CONF. RPI	
DIV. I ONLY		4- 23		.14815 312		2- 8		204		254		296		.33194 298		24		23	
DIV. I NON-CONF.		2- 11		.15385 296		1- 0		232		248		298		.34938 296		22		20	
TOTALS		RPI 1-25		RPI 26-50		W-L RECORDS		RPI 51-100		RPI 101-150		RPI 150+							
4- 23		0- 0		0- 0		OVERALL		0- 4		0- 4		4- 15							
1- 7		0- 0		0- 0		HOME		0- 2		0- 1		1- 4							
2- 11		0- 0		0- 0		AWAY		0- 1		0- 3		2- 7							
1- 5		0- 0		0- 0		NEUTRAL		0- 1		0- 0		1- 4							
2- 11		0- 0		0- 0		NON-CONFERENCE		0- 2		0- 2		2- 7							
0- 2		0- 0		0- 0		HOME		0- 1		0- 0		0- 1							
1- 4		0- 0		0- 0		AWAY		0- 0		0- 2		1- 2							
1- 5		0- 0		0- 0		NEUTRAL		0- 1		0- 0		1- 4							
2- 12		0- 0		0- 0		CONFERENCE		0- 2		0- 2		2- 8							
1- 5		0- 0		0- 0		HOME		0- 1		0- 1		1- 3							
1- 7		0- 0		0- 0		AWAY		0- 1		0- 1		1- 5							
0- 0		0- 0		0- 0		NEUTRAL		0- 0		0- 0		0- 0							
RPI S	Opponent	Score		RPI S	Opponent	Score		RPI S	Opponent	Score		RPI S	Opponent	Score					
								62 A Milwaukee	0	3		114 A Syracuse	2	3					
								62 H Milwaukee	0	3		128 A Cleveland St.	0	3					
								67 H Eastern Mich.	1	3		128 H Cleveland St.	0	3					
								95 N Sacred Heart	0	3		140 A Indiana	0	3					
												170 A Valparaiso	0	3					
												170 H Valparaiso	0	3					
												179 A Butler	0	3					
												179 H Butler	1	3					
												203 N Buffalo	1	3					
												209 A UMBC	1	3					
												211 A Green Bay	0	3					
												214 A Kent St.	2	3					
												228 H Robert Morris	1	3					
												235 A Ill.-Chicago	0	3					
												235 H Ill.-Chicago	3	2					
												245 N Fairleigh Dickinson	3	0					
												253 N Siena	2	3					
												255 A Wright St.	0	3					
												255 H Wright St.	1	3					
												258 N Southeast Mo. St.	2	3					
												292 A Loyola Chicago	3	1					
												299 N Norfolk St.	2	3					
												318 A Chicago St.	3	1					
LAST 10 GAMES																			
								235 H Ill.-Chicago	3	2		255 H Wright St.	1	3					
								170 H Valparaiso	0	3		179 H Butler	1	3					
								318 A Chicago St.	3	1		170 A Valparaiso	0	3					
								62 A Milwaukee	0	3		235 A Ill.-Chicago	0	3					
								128 A Cleveland St.	0	3		211 A Green Bay	0	3					

Non-Div. I Games:

Youngstown St.

Average RPI Win:	309	WON-LOST RECORD	WINNING PCT. RANK	LAST 10 GAMES	STRENGTH OF SCHEDULE	OPP. STRENGTH OF SCHEDULE	TEAM RPI	ADJ RPI	CONF. RPI	ADJ CONF. RPI			
DIV. I ONLY		9- 14	.3913	227	5- 5	316	315	304	.32991	299	32	32	
DIV. I NON-CONF.		2- 9	.18182	290	0- 1	217	280	292	.357	295	32	32	
<hr/>													
TOTALS	RPI 1-25	RPI 26-50		W-L RECORDS		RPI 51-100		RPI 101-150		RPI 150+			
9- 14	0- 0	0- 0		OVERALL		0- 1		0- 0		9- 13			
5- 3	0- 0	0- 0		HOME		0- 0		0- 0		5- 3			
3- 6	0- 0	0- 0		AWAY		0- 1		0- 0		3- 5			
1- 5	0- 0	0- 0		NEUTRAL		0- 0		0- 0		1- 5			
<hr/>													
2- 9	0- 0	0- 0		NON-CONFERENCE		0- 1		0- 0		2- 8			
0- 0	0- 0	0- 0		HOME		0- 0		0- 0		0- 0			
1- 4	0- 0	0- 0		AWAY		0- 1		0- 0		1- 3			
1- 5	0- 0	0- 0		NEUTRAL		0- 0		0- 0		1- 5			
<hr/>													
7- 5	0- 0	0- 0		CONFERENCE		0- 0		0- 0		7- 5			
5- 3	0- 0	0- 0		HOME		0- 0		0- 0		5- 3			
2- 2	0- 0	0- 0		AWAY		0- 0		0- 0		2- 2			
0- 0	0- 0	0- 0		NEUTRAL		0- 0		0- 0		0- 0			
<hr/>													
RPI	S	Opponent	Score	RPI	S	Opponent	Score	RPI	S	Opponent	Score		
						100 A	James Madison	0	3	167 N	Troy	0	3
										178 N	Tennessee St.	0	3
										188 A	Davidson	0	3
										209 A	UMBC	0	3
										212 H	Md.-East. Shore	0	3
										245 N	Fairleigh Dickinson	1	3
										250 N	Campbell	0	3
										256 A	Mercer	0	3
										272 N	Coastal Caro.	0	3
										278 A	Hampton	3	2
										278 H	Hampton	1	3
										295 A	High Point	3	2
										296 A	Morgan St.	0	3
										296 H	Morgan St.	2	3
										298 N	Youngstown St.	3	2
										307 A	Howard	2	3
										307 H	Howard	3	1
										315 H	Delaware St.	3	2
										320 A	Coppin St.	3	0
										320 H	Coppin St.	3	0
										324 H	N.C. A&T	3	1
										324 H	N.C. A&T	3	0
<hr/>													
				LAST 10 GAMES									
						307 H	Howard	3	1				
						100 A	James Madison	0	3				
						320 A	Coppin St.	3	0				
						296 H	Morgan St.	2	3				
						296 A	Morgan St.	0	3				
						278 A	Hampton	3	2				
						212 H	Md.-East. Shore	0	3				
						315 H	Delaware St.	3	2				
						307 A	Howard	2	3				
						320 H	Coppin St.	3	0				

Non-Div. I Games:

Norfolk St.

Average RPI Win:		315	WON-LOST RECORD		WINNING PCT. RANK		LAST 10 GAMES		STRENGTH OF SCHEDULE		OPP. STRENGTH OF SCHEDULE		TEAM RPI		ADJ RPI		CONF. RPI		ADJ CONF. RPI	
DIV. I ONLY			4- 23		.14815 312		2- 8		215		267		301		.32821 300		29		29	
DIV. I NON-CONF.			1- 12		.07692 307		0- 0		223		197		307		.34489 300		29		29	
TOTALS		RPI 1-25		RPI 26-50		W-L RECORDS		RPI 51-100		RPI 101-150		RPI 150+								
4- 23		0- 1		0- 0		OVERALL		0- 5		0- 2		4- 15								
3- 9		0- 0		0- 0		HOME		0- 2		0- 0		3- 7								
1- 9		0- 0		0- 0		AWAY		0- 2		0- 2		1- 5								
0- 5		0- 1		0- 0		NEUTRAL		0- 1		0- 0		0- 3								
1- 12		0- 1		0- 0		NON-CONFERENCE		0- 3		0- 2		1- 6								
1- 3		0- 0		0- 0		HOME		0- 1		0- 0		1- 2								
0- 4		0- 0		0- 0		AWAY		0- 1		0- 2		0- 1								
0- 5		0- 1		0- 0		NEUTRAL		0- 1		0- 0		0- 3								
3- 11		0- 0		0- 0		CONFERENCE		0- 2		0- 0		3- 9								
2- 6		0- 0		0- 0		HOME		0- 1		0- 0		2- 5								
1- 5		0- 0		0- 0		AWAY		0- 1		0- 0		1- 4								
0- 0		0- 0		0- 0		NEUTRAL		0- 0		0- 0		0- 0								
RPI	S	Opponent		Score		RPI	S	Opponent		Score		RPI	S	Opponent		Score				
7	N	UCLA		0 3								132	A	Loyola Marymount		0 3				
												76	A	Yale		0 3				
												95	A	Sacred Heart		0 3				
												95	H	Sacred Heart		0 3				
												98	H	Army		1 3				
												175	A	Long Island		0 3				
												175	H	Long Island		0 3				
												192	A	Central Conn. St.		1 3				
												192	H	Central Conn. St.		2 3				
												228	H	Robert Morris		1 3				
												240	H	New Hampshire		0 3				
												245	A	Fairleigh Dickinson		1 3				
												245	H	Fairleigh Dickinson		0 3				
												267	A	Bryant		0 3				
												267	H	Bryant		0 3				
												269	A	Hartford		0 3				
												305	H	Saint Francis (PA)		3 0				
												308	N	Navy		2 3				
												310	H	La Salle		3 2				
												315	N	Delaware St.		0 3				
												323	A	St. Francis (NY)		3 0				
												323	H	St. Francis (NY)		3 2				
LAST 10 GAMES																				
245 H Fairleigh Dickinson						0 3		175 A Long Island						0 3						
95 H Sacred Heart						0 3		228 H Robert Morris						1 3						
192 H Central Conn. St.						2 3		305 H Saint Francis (PA)						3 0						
267 H Bryant						0 3		95 A Sacred Heart						0 3						
323 A St. Francis (NY)						3 0		245 A Fairleigh Dickinson						1 3						

Non-Div. I Games:

Quinnipiac

Loss, Non-Conf, S Site, H Home, A Away, N Neutral Page 304

Average RPI Win:	277	WON-LOST	WINNING	LAST 10	STRENGTH OF	OPP. STRENGTH	TEAM	ADJ	CONF.	ADJ CONF.	
Average RPI Loss:	191	RECORD	PCT. RANK	GAMES	SCHEDULE	OF SCHEDULE	RPI	RPI	RPI	RPI	
DIV. I ONLY	5- 23	.17857	305	2- 8	251	250	300	.32272	302	28	28
DIV. I NON-CONF.	3- 12	.2	285	1- 0	224	191	284	.37385	286	28	28
<hr/>											
TOTALS	RPI 1-25	RPI 26-50		W-L RECORDS	RPI 51-100		RPI 101-150		RPI 150+		
5- 23	0- 0	0- 1		OVERALL	0- 4		0- 3		5- 15		
1- 7	0- 0	0- 0		HOME	0- 0		0- 1		1- 6		
2- 9	0- 0	0- 1		AWAY	0- 1		0- 1		2- 6		
2- 7	0- 0	0- 0		NEUTRAL	0- 3		0- 1		2- 3		
<hr/>											
3- 12	0- 0	0- 1		NON-CONFERENCE	0- 4		0- 1		3- 6		
0- 1	0- 0	0- 0		HOME	0- 0		0- 0		0- 1		
2- 4	0- 0	0- 1		AWAY	0- 1		0- 0		2- 2		
1- 7	0- 0	0- 0		NEUTRAL	0- 3		0- 1		1- 3		
<hr/>											
2- 11	0- 0	0- 0		CONFERENCE	0- 0		0- 2		2- 9		
1- 6	0- 0	0- 0		HOME	0- 0		0- 1		1- 5		
0- 5	0- 0	0- 0		AWAY	0- 0		0- 1		0- 4		
1- 0	0- 0	0- 0		NEUTRAL	0- 0		0- 0		1- 0		
<hr/>											
RPI S	Opponent	Score	RPI S	Opponent	Score	RPI S	Opponent	Score	RPI S	Opponent	Score
46 A	Duke	0 3	51 N	Wisconsin	0 3	118 N	North Carolina St.	1 3	63 N	Arkansas	0 3
			73 N	Furman	1 3	147 A	Winthrop	1 3	147 H	Winthrop	0 3
			78 A	Col. of Charleston	0 3	156 A	Liberty	0 3	183 A	Wake Forest	1 3
						206 H	UNC Asheville	0 3	215 N	North Florida	2 3
						230 A	UNC Wilmington	0 3	232 N	Western Caro.	0 3
						241 A	Presbyterian	0 3	241 H	Presbyterian	1 3
						250 H	Campbell	3 1	262 A	Radford	0 3
						270 A	South Carolina St.	3 1	272 A	Coastal Caro.	0 3
						272 H	Coastal Caro.	1 2	279 H	Wofford	0 3
						279 N	Wofford	1 3	280 N	East Carolina	3 2
						286 A	Citadel	3 1	295 H	High Point	0 3
						297 H	Gardner-Webb	1 3	297 N	Gardner-Webb	3 2
<hr/>											
LAST 10 GAMES											
272 H	Coastal Caro.	1 2	297 H	Gardner-Webb	1 3	297 N	Gardner-Webb	3 2			
147 H	Winthrop	0 3	156 A	Liberty	0 3						
241 H	Presbyterian	1 3	262 A	Radford	0 3						
270 A	South Carolina St.	3 1	272 A	Coastal Caro.	0 3						
206 H	UNC Asheville	0 3	250 H	Campbell	3 1						

Non-Div. I Games:

Charleston So.

Average RPI Win:	296	WON-LOST	WINNING	LAST 10	STRENGTH OF	OPP. STRENGTH	TEAM	ADJ	CONF.	ADJ CONF.	
Average RPI Loss:	210	RECORD	PCT. RANK	GAMES	SCHEDULE	OF SCHEDULE	RPI	RPI	RPI	RPI	
DIV. I ONLY	8- 20	.28571	276	3- 7	301	288	303	.32174	303	25	26
DIV. I NON-CONF.	6- 12	.33333	243	1- 0	312	311	304	.33932	301	26	26
<hr/>											
TOTALS	RPI 1-25	RPI 26-50		W-L RECORDS	RPI 51-100		RPI 101-150		RPI 150+		
8- 20	0- 0	0- 0		OVERALL	0- 3		0- 2		8- 15		
4- 5	0- 0	0- 0		HOME	0- 1		0- 0		4- 4		
2- 10	0- 0	0- 0		AWAY	0- 2		0- 0		2- 8		
2- 5	0- 0	0- 0		NEUTRAL	0- 0		0- 2		2- 3		
<hr/>											
6- 12	0- 0	0- 0		NON-CONFERENCE	0- 1		0- 2		6- 9		
3- 2	0- 0	0- 0		HOME	0- 0		0- 0		3- 2		
1- 5	0- 0	0- 0		AWAY	0- 1		0- 0		1- 4		
2- 5	0- 0	0- 0		NEUTRAL	0- 0		0- 2		2- 3		
<hr/>											
2- 8	0- 0	0- 0		CONFERENCE	0- 2		0- 0		2- 6		
1- 3	0- 0	0- 0		HOME	0- 1		0- 0		1- 2		
1- 5	0- 0	0- 0		AWAY	0- 1		0- 0		1- 4		
0- 0	0- 0	0- 0		NEUTRAL	0- 0		0- 0		0- 0		
<hr/>											
RPI S	Opponent	Score	RPI S	Opponent	Score	RPI S	Opponent	Score	RPI S	Opponent	Score
						80 A	San Francisco	0 3	143 N	Columbia	0 3
						88 A	Albany (NY)	0 3	145 N	Memphis	0 3
						88 H	Albany (NY)	1 3	177 A	Dartmouth	0 3
									192 N	Central Conn. St.	1 3
									202 A	Rhode Island	0 3
									209 A	UMBC	0 3
									233 A	Stony Brook	0 3
									234 A	Manhattan	1 3
									240 A	New Hampshire	3 2
									240 H	New Hampshire	1 3
									243 A	Binghamton	1 3
									243 H	Binghamton	1 3
									265 H	Brown	1 3
									266 N	Canisius	1 3
									267 H	Bryant	3 1
									269 A	Hartford	0 3
									269 H	Hartford	3 2
									285 A	Holy Cross	2 3
									296 N	Morgan St.	2 3
									304 H	Lafayette	0 3
									310 A	La Salle	3 1
									315 N	Delaware St.	3 0
									320 H	Coppin St.	3 0
									323 H	St. Francis (NY)	3 0
									325 N	Saint Peter's	3 1

Non-Div. I Games:

Providence

Average RPI Win:	313	WON-LOST	WINNING	LAST 10	STRENGTH OF	OPP. STRENGTH	TEAM	ADJ	CONF.	ADJ CONF.	
Average RPI Loss:	218	RECORD	PCT. RANK	GAMES	SCHEDULE	OF SCHEDULE	RPI	RPI	RPI	RPI	
DIV. I ONLY	9- 16	.36	238	2- 8	320	301	308	.32156	304	26	25
DIV. I NON-CONF.	7- 6	.53846	153	0- 1	327	322	308	.33711	303	27	27
<hr/>											
TOTALS	RPI 1-25	RPI 26-50		W-L RECORDS		RPI 51-100		RPI 101-150		RPI 150+	
9- 16	0- 0	0- 0		OVERALL		0- 2		0- 1		9- 13	
5- 10	0- 0	0- 0		HOME		0- 1		0- 1		5- 8	
2- 6	0- 0	0- 0		AWAY		0- 1		0- 0		2- 5	
2- 0	0- 0	0- 0		NEUTRAL		0- 0		0- 0		2- 0	
7- 6	0- 0	0- 0		NON-CONFERENCE		0- 0		0- 0		7- 6	
3- 5	0- 0	0- 0		HOME		0- 0		0- 0		3- 5	
2- 1	0- 0	0- 0		AWAY		0- 0		0- 0		2- 1	
2- 0	0- 0	0- 0		NEUTRAL		0- 0		0- 0		2- 0	
2- 10	0- 0	0- 0		CONFERENCE		0- 2		0- 1		2- 7	
2- 5	0- 0	0- 0		HOME		0- 1		0- 1		2- 3	
0- 5	0- 0	0- 0		AWAY		0- 1		0- 0		0- 4	
0- 0	0- 0	0- 0		NEUTRAL		0- 0		0- 0		0- 0	
<hr/>											
RPI S	Opponent	Score	RPI S	Opponent	Score	RPI S	Opponent	Score	RPI S	Opponent	Score
						98 A Army	1	3	113 H American	0	3
						98 H Army	0	3	187 A Colgate	0	3
									187 H Colgate	0	3
									190 A Lehigh	2	3
									190 H Lehigh	0	3
									225 A NJIT	0	3
									234 H Manhattan	2	3
									245 H Fairleigh Dickinson	1	3
									269 H Hartford	0	3
									284 A Bucknell	0	3
									284 H Bucknell	3	0
									285 A Holy Cross	0	3
									285 H Holy Cross	0	3
									289 H Loyola Maryland	2	3
									303 A Providence	3	0
									305 H Saint Francis (PA)	1	3
									308 H Navy	3	1
									310 H La Salle	3	2
									320 N Coppin St.	3	2
									322 H Rider	3	0
			323 A St. Francis (NY)	3	2						
			323 N St. Francis (NY)	3	1						
			325 H Saint Peter's	3	0						
			LAST 10 GAMES								
			284 H Bucknell	3	0	98 A Army	1	3			
			187 H Colgate	0	3	308 H Navy	3	1			
			190 H Lehigh	0	3	113 H American	0	3			
			225 A NJIT	0	3	190 A Lehigh	2	3			
			285 A Holy Cross	0	3	187 A Colgate	0	3			

Non-Div. I Games:

Lafayette

Average RPI Win:	305	WON-LOST RECORD	WINNING PCT. RANK	LAST 10 GAMES	STRENGTH OF SCHEDULE	OPP. STRENGTH OF SCHEDULE	TEAM RPI	ADJ RPI	CONF. RPI	ADJ CONF. RPI			
DIV. I ONLY		9- 20	.31034	261	3- 7	297	298	298	.32006	305	29	29	
DIV. I NON-CONF.		5- 10	.33333	243	0- 0	316	307	305	.33667	304	29	29	
<hr/>													
TOTALS	RPI 1-25	RPI 26-50		W-L RECORDS		RPI 51-100		RPI 101-150		RPI 150+			
9- 20	0- 0	0- 0		OVERALL		0- 1		0- 1		9- 18			
4- 4	0- 0	0- 0		HOME		0- 0		0- 0		4- 4			
3- 10	0- 0	0- 0		AWAY		0- 1		0- 1		3- 8			
2- 6	0- 0	0- 0		NEUTRAL		0- 0		0- 0		2- 6			
5- 10	0- 0	0- 0		NON-CONFERENCE		0- 0		0- 1		5- 9			
2- 0	0- 0	0- 0		HOME		0- 0		0- 0		2- 0			
1- 4	0- 0	0- 0		AWAY		0- 0		0- 1		1- 3			
2- 6	0- 0	0- 0		NEUTRAL		0- 0		0- 0		2- 6			
4- 10	0- 0	0- 0		CONFERENCE		0- 1		0- 0		4- 9			
2- 4	0- 0	0- 0		HOME		0- 0		0- 0		2- 4			
2- 6	0- 0	0- 0		AWAY		0- 1		0- 0		2- 5			
0- 0	0- 0	0- 0		NEUTRAL		0- 0		0- 0		0- 0			
RPI	S	Opponent	Score	RPI	S	Opponent	Score	RPI	S	Opponent	Score		
						95	A Sacred Heart	0		123	A Duquesne	0	3
										156	A Liberty	0	3
										175	A Long Island	0	3
										175	H Long Island	2	3
										190	A Lehigh	0	3
										192	A Central Conn. St.	0	3
										192	H Central Conn. St.	2	3
										202	N Rhode Island	0	3
										221	N Bradley	1	3
										226	A Akron	0	3
										228	A Robert Morris	0	3
										228	H Robert Morris	2	3
										245	A Fairleigh Dickinson	2	3
										245	H Fairleigh Dickinson	0	3
										247	N Marist	1	3
										266	N Canisius	0	3
										267	A Bryant	3	2
										267	H Bryant	3	2
										269	N Hartford	0	3
										281	N CSU Bakersfield	2	3
										300	A Quinnipiac	0	3
										304	A Lafayette	3	1
										307	N Howard	3	0
										315	H Delaware St.	3	2
										320	H Coppin St.	3	0
										322	N Rider	3	1
										323	A St. Francis (NY)	3	0
<hr/>													
LAST 10 GAMES													
				267	A Bryant	3	2	245	A Fairleigh Dickinson	2	3		
				192	A Central Conn. St.	0	3	95	A Sacred Heart	0	3		
				175	H Long Island	2	3	300	A Quinnipiac	0	3		
				323	H St. Francis (NY)	3	1	267	H Bryant	3	2		
				228	H Robert Morris	2	3	192	H Central Conn. St.	2	3		

Non-Div. I Games:

Saint Francis (PA)

Saint Francis (PA)

Average RPI Win: 251		WON-LOST	WINNING	LAST 10	STRENGTH OF		OPP. STRENGTH	TEAM	ADJ	CONF.	ADJ CONF.
Average RPI Loss: 194		RECORD	PCT. RANK	GAMES	SCHEDULE		OF SCHEDULE	RPI	RPI	RPI	RPI
DIV. I ONLY		4- 24	.14286	315	226		237	302	.31683	306	27
DIV. I NON-CONF.		1- 9	.1	303	82		123	253	.41952	248	25
TOTALS		RPI 1-25	RPI 26-50		W-L RECORDS		RPI 51-100		RPI 101-150		RPI 150+
4- 24	0- 0	0- 2		OVERALL		0- 3		0- 2		4- 17	
3- 5	0- 0	0- 0		HOME		0- 0		0- 0		3- 5	
1- 13	0- 0	0- 0		AWAY		0- 3		0- 1		1- 9	
0- 6	0- 0	0- 2		NEUTRAL		0- 0		0- 1		0- 3	
1- 9	0- 0	0- 2		NON-CONFERENCE		0- 2		0- 2		1- 3	
0- 0	0- 0	0- 0		HOME		0- 0		0- 0		0- 0	
1- 3	0- 0	0- 0		AWAY		0- 2		0- 1		1- 0	
0- 6	0- 0	0- 2		NEUTRAL		0- 0		0- 1		0- 3	
3- 15	0- 0	0- 0		CONFERENCE		0- 1		0- 0		3- 14	
3- 5	0- 0	0- 0		HOME		0- 0		0- 0		3- 5	
0- 10	0- 0	0- 0		AWAY		0- 1		0- 0		0- 9	
0- 0	0- 0	0- 0		NEUTRAL		0- 0		0- 0		0- 0	
RPI S	Opponent	Score	RPI S	Opponent	Score	RPI S	Opponent	Score	RPI S	Opponent	Score
			28 N	Kansas St.	0 3	65 A	Georgia Tech	0 3	111 N	Arkansas St.	0 3
			37 N	Louisville	0 3	85 A	Lipscomb	1 3	142 A	Belmont	0 3
						94 A	Morehead St.	0 3	171 N	Charlotte	2 3
									178 A	Tennessee St.	0 3
									178 H	Tennessee St.	3 2
									206 N	UNC Asheville	0 3
									207 N	East Tenn. St.	1 3
									213 A	UT Martin	1 3
									213 H	UT Martin	1 3
									216 A	Eastern Ky.	0 3
									254 A	Austin Peay	1 3
									254 H	Austin Peay	0 3
									258 A	Southeast Mo. St.	1 3
									258 H	Southeast Mo. St.	1 3
									263 A	Jacksonville St.	0 3
									263 H	Jacksonville St.	2 3
									274 A	SIU Edwardsville	0 3
									274 H	SIU Edwardsville	3 2
									276 A	Chattanooga	3 2
									277 A	Murray St.	0 3
									277 H	Murray St.	3 1
									290 A	Eastern Ill.	0 3
									290 H	Eastern Ill.	0 3
LAST 10 GAMES			274 A	SIU Edwardsville	0 3	258 H	Southeast Mo. St.	1 3			
			290 A	Eastern Ill.	0 3	213 A	UT Martin	1 3			
			178 A	Tennessee St.	0 3	290 H	Eastern Ill.	0 3			
			254 A	Austin Peay	1 3	274 H	SIU Edwardsville	3 2			
			277 H	Murray St.	3 1	216 A	Eastern Ky.	0 3			

Non-Div. I Games:

Tennessee Tech

Howard

Howard

Howard

Average RPI Win: 270		WON-LOST	WINNING	LAST 10	STRENGTH OF		OPP. STRENGTH	TEAM	ADJ	CONF.	ADJ CONF.
Average RPI Loss: 195		RECORD	PCT. RANK	GAMES	SCHEDULE		OF SCHEDULE	RPI	RPI	RPI	RPI
DIV. I ONLY		5- 26	.16129	311	1- 9		262	263	307	.29836	309
DIV. I NON-CONF.		4- 13	.23529	276	0- 0		258	298	295	.34666	298
TOTALS		RPI 1-25	RPI 26-50		W-L RECORDS		RPI 51-100		RPI 101-150		RPI 150+
5- 26	0- 0	0- 0		OVERALL		0- 4		0- 4		5- 18	
3- 8	0- 0	0- 0		HOME		0- 1		0- 1		3- 6	
1- 10	0- 0	0- 0		AWAY		0- 1		0- 3		1- 6	
1- 8	0- 0	0- 0		NEUTRAL		0- 2		0- 0		1- 6	
4- 13	0- 0	0- 0		NON-CONFERENCE		0- 2		0- 2		4- 9	
2- 1	0- 0	0- 0		HOME		0- 0		0- 0		2- 1	
1- 4	0- 0	0- 0		AWAY		0- 0		0- 2		1- 2	
1- 8	0- 0	0- 0		NEUTRAL		0- 2		0- 0		1- 6	
1- 13	0- 0	0- 0		CONFERENCE		0- 2		0- 2		1- 9	
1- 7	0- 0	0- 0		HOME		0- 1		0- 1		1- 5	
0- 6	0- 0	0- 0		AWAY		0- 1		0- 1		0- 4	
0- 0	0- 0	0- 0		NEUTRAL		0- 0		0- 0		0- 0	
RPI S	Opponent	Score	RPI S	Opponent	Score	RPI S	Opponent	Score	RPI S	Opponent	Score
						69 N	Samford	1 3	112 A	Mississippi St.	0 3
						81 A	UTSA	0 3	115 A	Houston Baptist	0 3
						87 N	Texas Tech	0 3	135 A	Sam Houston St.	0 3
						90 H	Texas St.	0 3	148 H	Stephen F. Austin	0 3
									176 N	Southern Miss.	0 3
									196 H	Central Ark.	0 3
									201 H	Texas-Arlington	1 3
									205 A	A&M-Corpus Christi	0 3
									213 N	UT Martin	0 3
									219 N	Southern Ill.	0 3
									220 A	Nicholls St.	2 3
									220 H	Nicholls St.	1 3
									222 A	South Ala.	0 3
									231 H	La.-Lafayette	0 3
									237 H	Jackson St.	3 2
									238 A	Lamar	1 3
									238 H	Lamar	3 1
									244 H	La.-Monroe	3 1
									257 A	McNeese St.	0 3
									257 H	McNeese St.	0 3
									261 H	Northwestern St.	1 3
									275 A	Louisiana Tech	1 3
									275 N	Louisiana Tech	1 3
									275 N	Louisiana Tech	2 3
									294 N	Alabama A&M	1 3
									313 N	Grambling	3 0
									317 A	Southern U.	3 0
LAST 10 GAMES											
			90 H	Texas St.	0 3	220 A	Nicholls St.	2 3	275 N	Louisiana Tech	1 3
			201 H	Texas-Arlington	1 3	205 A	A&M-Corpus Christi	0 3	275 N	Louisiana Tech	2 3
			257 H	McNeese St.	0 3	81 A	UTSA	0 3	294 N	Alabama A&M	1 3
			238 H	Lamar	3 1	148 H	Stephen F. Austin	0 3	313 N	Grambling	3 0
			135 A	Sam Houston St.	0 3	220 H	Nicholls St.	1 3	317 A	Southern U.	3 0

Non-Div. I Games:

Southeastern La.

[illegible]

Non-Div. I Games:

La Salle

Average RPI Win: 316		WON-LOST RECORD		WINNING PCT. RANK		LAST 10 GAMES		STRENGTH OF SCHEDULE		OPP. STRENGTH OF SCHEDULE		TEAM RPI		ADJ RPI		CONF. RPI		ADJ CONF. RPI	
DIV. I ONLY		8- 18		.30769 264		5- 4		309		324		310		.29632 311		33		33	
DIV. I NON-CONF.		1- 13		.07143 310		1- 1		260		314		319		.28977 320		33		33	
TOTALS		RPI 1-25		RPI 26-50		W-L RECORDS		RPI 51-100		RPI 101-150		RPI 150+							
8- 18		0- 0		0- 0		OVERALL		0- 1		0- 1		8- 16							
2- 5		0- 0		0- 0		HOME		0- 0		0- 0		2- 5							
2- 6		0- 0		0- 0		AWAY		0- 0		0- 1		2- 5							
4- 7		0- 0		0- 0		NEUTRAL		0- 1		0- 0		4- 6							
1- 13		0- 0		0- 0		NON-CONFERENCE		0- 1		0- 1		1- 11							
0- 2		0- 0		0- 0		HOME		0- 0		0- 0		0- 2							
0- 5		0- 0		0- 0		AWAY		0- 0		0- 1		0- 4							
1- 6		0- 0		0- 0		NEUTRAL		0- 1		0- 0		1- 5							
7- 5		0- 0		0- 0		CONFERENCE		0- 0		0- 0		7- 5							
2- 3		0- 0		0- 0		HOME		0- 0		0- 0		2- 3							
2- 1		0- 0		0- 0		AWAY		0- 0		0- 0		2- 1							
3- 1		0- 0		0- 0		NEUTRAL		0- 0		0- 0		3- 1							
RPI	S	Opponent	Score	RPI	S	Opponent	Score	RPI	S	Opponent	Score	RPI	S	Opponent	Score				
								90	N	Texas St.	1 3	141	A	Alabama	0 3				
												167	A	Troy	0 3				
												212	A	Md.-East. Shore	0 3				
												220	A	Nicholls St.	0 3				
												222	N	South Ala.	1 3				
												237	A	Jackson St.	0 3				
												237	H	Jackson St.	0 3				
												237	H	Jackson St.	0 3				
												254	N	Austin Peay	0 3				
												270	A	South Carolina St.	0 3				
												270	H	South Carolina St.	0 3				
												278	N	Hampton	0 3				
												279	N	Wofford	0 3				
												281	H	CSU Bakersfield	1 3				
												286	N	Citadel	2 3				
												293	N	Prairie View	3 1				
												294	H	Alabama A&M	1 3				
												314	A	Mississippi Val.	3 2				
												314	H	Mississippi Val.	3 0				
												317	N	Southern U.	1 3				
												317	N	Southern U.	3 2				
												319	N	N.C. Central	3 0				
												321	N	Texas Southern	3 0				
												326	A	Alcorn St.	3 0				
												326	H	Alcorn St.	3 0				
LAST 10 GAMES																			
Non-Div. I Games:		Claflin	3	0	Stillman	3	0	Stillman		3	0	LeMoyne-Owen		3	0	Alabama St.			
		Clark Atlanta	3	0															

[illegible]

Non-Div. I Games:

Bethune-Cookman

RPI	S	Opponent	Score	
327	N	Savannah St.	3	0

Bethune-Cookman

B
e
t
h
u
n
e
-
C
o
o
k
m
a
n

B
e
t
h
u
n
e
-
C
o
o
k
m
a
n

Average RPI Win: 319		WON-LOST	WINNING	LAST 10	STRENGTH OF		OPP. STRENGTH	TEAM	ADJ	CONF.	ADJ CONF.
Average RPI Loss: 213		RECORD	PCT. RANK	GAMES	SCHEDULE		OF SCHEDULE	RPI	RPI	RPI	RPI
DIV. I ONLY		6- 21	.22222	293	5- 5		307	311	313	.28557	313
DIV. I NON-CONF.		0- 15	0	314	0- 1		207	249	316	.30556	316
TOTALS		RPI 1-25	RPI 26-50		W-L RECORDS		RPI 51-100		RPI 101-150		RPI 150+
6- 21	0- 0	0- 0		OVERALL		0- 5		0- 0		6- 16	
3- 6	0- 0	0- 0		HOME		0- 0		0- 0		3- 6	
3- 7	0- 0	0- 0		AWAY		0- 2		0- 0		3- 5	
0- 8	0- 0	0- 0		NEUTRAL		0- 3		0- 0		0- 5	
0- 15	0- 0	0- 0		NON-CONFERENCE		0- 5		0- 0		0- 10	
0- 3	0- 0	0- 0		HOME		0- 0		0- 0		0- 3	
0- 5	0- 0	0- 0		AWAY		0- 2		0- 0		0- 3	
0- 7	0- 0	0- 0		NEUTRAL		0- 3		0- 0		0- 4	
6- 6	0- 0	0- 0		CONFERENCE		0- 0		0- 0		6- 6	
3- 3	0- 0	0- 0		HOME		0- 0		0- 0		3- 3	
3- 2	0- 0	0- 0		AWAY		0- 0		0- 0		3- 2	
0- 1	0- 0	0- 0		NEUTRAL		0- 0		0- 0		0- 1	
RPI S	Opponent	Score	RPI S	Opponent	Score	RPI S	Opponent	Score	RPI S	Opponent	Score
						57 A	TCU	0 3	166 N	Connecticut	0 3
						66 A	New Mexico St.	0 3	220 A	Nicholls St.	0 3
						75 N	LSU	0 3	220 H	Nicholls St.	0 3
						87 N	Texas Tech	0 3	223 N	UALR	0 3
						87 N	Texas Tech	0 3	237 A	Jackson St.	0 3
									237 H	Jackson St.	0 3
									244 A	La.-Monroe	0 3
									244 N	La.-Monroe	1 3
									257 H	McNeese St.	0 3
									275 A	Louisiana Tech	0 3
									275 H	Louisiana Tech	0 3
									293 A	Prairie View	0 3
									293 H	Prairie View	0 3
									294 N	Alabama A&M	1 3
									309 N	Southeastern La.	0 3
									314 H	Mississippi Val.	3 1
									316 A	Ark.-Pine Bluff	3 2
									317 A	Southern U.	3 2
									317 H	Southern U.	3 2
									321 A	Texas Southern	3 2
									321 H	Texas Southern	2 3
									326 H	Alcorn St.	3 0
LAST 10 GAMES											
						314 H	Mississippi Val.	3 1	317 A	Southern U.	3 2
						237 H	Jackson St.	0 3	275 H	Louisiana Tech	0 3
						317 H	Southern U.	3 2	237 A	Jackson St.	0 3
						293 H	Prairie View	0 3	316 A	Ark.-Pine Bluff	3 2
						321 H	Texas Southern	2 3	326 H	Alcorn St.	3 0

Non-Div. I Games:

Grambling

Average RPI Win:	317	WON-LOST	WINNING	LAST 10	STRENGTH OF	OPP. STRENGTH	TEAM	ADJ	CONF.	ADJ CONF.	
Average RPI Loss:	273	RECORD	PCT. RANK	GAMES	SCHEDULE	OF SCHEDULE	RPI	RPI	RPI	RPI	
DIV. I ONLY	5- 12	.29412	270	5- 5	323	327	318	.27903	314	33	33
DIV. I NON-CONF.	0- 3	0	314	0- 0	160	323	314	.3327	307	33	33
<hr/>											
TOTALS	RPI 1-25	RPI 26-50		W-L RECORDS		RPI 51-100		RPI 101-150		RPI 150+	
5- 12	0- 0	0- 0		OVERALL		0- 0		0- 0		5- 12	
1- 4	0- 0	0- 0		HOME		0- 0		0- 0		1- 4	
2- 5	0- 0	0- 0		AWAY		0- 0		0- 0		2- 4	
2- 3	0- 0	0- 0		NEUTRAL		0- 0		0- 0		2- 3	
0- 3	0- 0	0- 0		NON-CONFERENCE		0- 0		0- 0		0- 3	
0- 0	0- 0	0- 0		HOME		0- 0		0- 0		0- 0	
0- 1	0- 0	0- 0		AWAY		0- 0		0- 0		0- 1	
0- 2	0- 0	0- 0		NEUTRAL		0- 0		0- 0		0- 2	
5- 9	0- 0	0- 0		CONFERENCE		0- 0		0- 0		5- 9	
1- 4	0- 0	0- 0		HOME		0- 0		0- 0		1- 4	
2- 4	0- 0	0- 0		AWAY		0- 0		0- 0		2- 4	
2- 1	0- 0	0- 0		NEUTRAL		0- 0		0- 0		2- 1	
RPI S	Opponent	Score	RPI S	Opponent	Score	RPI S	Opponent	Score	RPI S	Opponent	Score
							220 N Nicholls St.	0 3			
							231 A La.-Lafayette	0 3			
							237 A Jackson St.	0 3			
							237 H Jackson St.	0 3			
							237 N Jackson St.	0 3			
							270 N South Carolina St.	1 3			
							293 N Prairie View	3 0			
							294 A Alabama A&M	0 3			
							294 H Alabama A&M	1 3			
							311 A Alabama St.	0 3			
							311 H Alabama St.	2 3			
							313 A Grambling	1 3			
							317 A Southern U.	3 1			
							317 H Southern U.	2 3			
							321 N Texas Southern	3 0			
							326 A Alcorn St.	3 0			
							326 H Alcorn St.	3 0			
<hr/>											
LAST 10 GAMES											
							294 A Alabama A&M	0 3			
							313 A Grambling	1 3			
							294 H Alabama A&M	1 3			
							237 H Jackson St.	0 3			
							326 A Alcorn St.	3 0			
							237 N Jackson St.	0 3			
							293 N Prairie View	3 0			
							321 N Texas Southern	3 0			
							317 A Southern U.	3 1			
							326 H Alcorn St.	3 0			
<hr/>											
Non-Div. I Games:	Philander Smith	3 0	Philander Smith	3 0	Xavier (LA)	0 3	Tougaloo	3 0			
	LeMoyne-Owen	3 0	Tougaloo	3 0	Dillard	3 1		Mississippi Val.			

Average RPI Win:	306	WON-LOST RECORD	WINNING PCT. RANK	LAST 10 GAMES	STRENGTH OF SCHEDULE	OPP. STRENGTH OF SCHEDULE	TEAM RPI	ADJ RPI	CONF. RPI	ADJ CONF. RPI		
DIV. I ONLY		4- 19	.17391	307	2- 8	306	314	314	.27529	315	32	32
DIV. I NON-CONF.		1- 12	.07692	307	0- 1	273	296	320	.29996	318	32	32
<hr/>												
TOTALS	RPI 1-25	RPI 26-50		W-L RECORDS		RPI 51-100		RPI 101-150		RPI 150+		
4- 19	0- 0	0- 0		OVERALL		0- 1		0- 1		4- 17		
3- 3	0- 0	0- 0		HOME		0- 0		0- 0		3- 3		
0- 10	0- 0	0- 0		AWAY		0- 1		0- 0		0- 9		
1- 6	0- 0	0- 0		NEUTRAL		0- 0		0- 1		1- 5		
<hr/>												
1- 12	0- 0	0- 0		NON-CONFERENCE		0- 1		0- 1		1- 10		
0- 2	0- 0	0- 0		HOME		0- 0		0- 0		0- 2		
0- 4	0- 0	0- 0		AWAY		0- 1		0- 0		0- 3		
1- 6	0- 0	0- 0		NEUTRAL		0- 0		0- 1		1- 5		
<hr/>												
3- 7	0- 0	0- 0		CONFERENCE		0- 0		0- 0		3- 7		
3- 1	0- 0	0- 0		HOME		0- 0		0- 0		3- 1		
0- 6	0- 0	0- 0		AWAY		0- 0		0- 0		0- 6		
0- 0	0- 0	0- 0		NEUTRAL		0- 0		0- 0		0- 0		
<hr/>												
RPI	S	Opponent	Score	RPI	S	Opponent	Score	RPI	S	Opponent	Score	
						79 A Delaware	0 3	107 N UTEP			0 3	
								164 N Niagara			0 3	
								177 A Dartmouth			0 3	
								190 H Lehigh			1 3	
								192 N Central Conn. St.			0 3	
								212 A Md.-East. Shore			0 3	
								212 H Md.-East. Shore			0 3	
								260 H Cornell			0 3	
								269 A Hartford			0 3	
								278 A Hampton			2 3	
								296 A Morgan St.			1 3	
								296 H Morgan St.			3 2	
								299 A Norfolk St.			2 3	
								300 N Quinnipiac			3 0	
								303 N Providence			0 3	
								305 A Saint Francis (PA)			2 3	
								307 A Howard			1 3	
								307 H Howard			3 2	
								308 N Navy			1 3	
								310 N La Salle			0 3	
								320 A Coppin St.			2 3	
								320 H Coppin St.			3 2	
<hr/>												
LAST 10 GAMES												
						296 A Morgan St.	1 3	278 A Hampton			2 3	
						320 H Coppin St.	3 2	299 A Norfolk St.			2 3	
						307 A Howard	1 3	320 A Coppin St.			2 3	
						190 H Lehigh	1 3	296 H Morgan St.			3 2	
						212 H Md.-East. Shore	0 3	212 A Md.-East. Shore			0 3	

Non-Div. I Games:

Delaware St.

Average RPI Win:		324	WON-LOST RECORD		WINNING PCT. RANK		LAST 10 GAMES		STRENGTH OF SCHEDULE		OPP. STRENGTH OF SCHEDULE		TEAM RPI		ADJ RPI		CONF. RPI		ADJ CONF. RPI		
Average RPI Loss:		208																			
DIV. I ONLY			4- 18		.18182 303		2- 7		317		297		319		.26598 316		33		33		
DIV. I NON-CONF.			0- 13		0 314		0- 2		150		189		303		.32832 309		33		33		
TOTALS		RPI 1-25		RPI 26-50		W-L RECORDS		RPI 51-100		RPI 101-150		RPI 150+									
4- 18		0- 1		0- 2		OVERALL		0- 1		0- 0		4- 14									
1- 4		0- 0		0- 0		HOME		0- 0		0- 0		1- 4									
2- 6		0- 1		0- 1		AWAY		0- 0		0- 0		2- 4									
1- 8		0- 0		0- 1		NEUTRAL		0- 1		0- 0		1- 6									
0- 13		0- 1		0- 2		NON-CONFERENCE		0- 1		0- 0		0- 9									
0- 1		0- 0		0- 0		HOME		0- 0		0- 0		0- 1									
0- 4		0- 1		0- 1		AWAY		0- 0		0- 0		0- 2									
0- 8		0- 0		0- 1		NEUTRAL		0- 1		0- 0		0- 6									
4- 5		0- 0		0- 0		CONFERENCE		0- 0		0- 0		4- 5									
1- 3		0- 0		0- 0		HOME		0- 0		0- 0		1- 3									
2- 2		0- 0		0- 0		AWAY		0- 0		0- 0		2- 2									
1- 0		0- 0		0- 0		NEUTRAL		0- 0		0- 0		1- 0									
RPI	S	Opponent		Score		RPI	S	Opponent		Score		RPI	S	Opponent		Score					
23	A	Oklahoma		0	3	27	A	Tulsa		0	3	91	N	UC Davis		0	3				
						44	N	North Dakota St.		0	3										
LAST 10 GAMES																					
321 H Texas Southern						1	3	317 H Southern U.						1	3						
196 H Central Ark.						0	3	313 H Grambling						2	3						
317 A Southern U.						1	3	293 A Prairie View						1	3						
326 H Alcorn St.						3	0	321 A Texas Southern						3	1						
196 A Central Ark.						0	3	23 A Oklahoma						0	3						

Non-Div. I Games: Ark.-Monticello 2 3 Henderson St. 2 3

Ark.-Pine Bluff

Average RPI Win:	314	WON-LOST	WINNING	LAST 10	STRENGTH OF	OPP. STRENGTH	TEAM	ADJ	CONF.	ADJ CONF.		
Average RPI Loss:	253	RECORD	PCT. RANK	GAMES	SCHEDULE	OF SCHEDULE	RPI	RPI	RPI	RPI		
DIV. I ONLY	7- 17	.29167	271	3- 6	322	326	315	.26588	317	33	33	
DIV. I NON-CONF.	0- 7	0	314	0- 0	227	278	318	.30531	317	33	33	
<hr/>												
TOTALS	RPI 1-25	RPI 26-50		W-L RECORDS		RPI 51-100		RPI 101-150		RPI 150+		
7- 17	0- 0	0- 0		OVERALL		0- 0		0- 1		7- 16		
3- 6	0- 0	0- 0		HOME		0- 0		0- 1		3- 5		
3- 6	0- 0	0- 0		AWAY		0- 0		0- 0		3- 6		
1- 5	0- 0	0- 0		NEUTRAL		0- 0		0- 0		1- 5		
<hr/>												
0- 7	0- 0	0- 0		NON-CONFERENCE		0- 0		0- 1		0- 6		
0- 2	0- 0	0- 0		HOME		0- 0		0- 1		0- 1		
0- 2	0- 0	0- 0		AWAY		0- 0		0- 0		0- 2		
0- 3	0- 0	0- 0		NEUTRAL		0- 0		0- 0		0- 3		
<hr/>												
7- 10	0- 0	0- 0		CONFERENCE		0- 0		0- 0		7- 10		
3- 4	0- 0	0- 0		HOME		0- 0		0- 0		3- 4		
3- 4	0- 0	0- 0		AWAY		0- 0		0- 0		3- 4		
1- 2	0- 0	0- 0		NEUTRAL		0- 0		0- 0		1- 2		
<hr/>												
RPI	S	Opponent	Score	RPI	S	Opponent	Score	RPI	S	Opponent	Score	
								107	H	UTEP	0	3
								194	N	Portland St.	0	3
								201	N	Texas-Arlington	0	3
								220	A	Nicholls St.	0	3
								220	N	Nicholls St.	0	3
								231	A	La.-Lafayette	0	3
								237	A	Jackson St.	0	3
								237	H	Jackson St.	0	3
								237	H	Jackson St.	40	75
								237	N	Jackson St.	0	3
								293	A	Prairie View	0	3
								293	H	Prairie View	3	2
								309	H	Southeastern La.	0	3
								311	N	Alabama St.	2	3
								311	N	Alabama St.	3	1
								313	A	Grambling	2	3
								313	H	Grambling	2	3
								314	A	Mississippi Val.	3	2
								314	H	Mississippi Val.	1	3
								316	A	Ark.-Pine Bluff	3	1
316	H	Ark.-Pine Bluff	3	1								
LAST 10 GAMES								321	A	Texas Southern	1	3
								321	H	Texas Southern	3	2
								326	A	Alcorn St.	3	1
								237	H	Jackson St.	0	3
								314	H	Mississippi Val.	1	3
<hr/>												
Non-Div. I Games:	Xavier (LA)	0	3	Talladega	3	0	Wiley	0	3	Xavier (LA)	3	0
Southern U.												

Average RPI Win: 287		WON-LOST	WINNING	LAST 10	STRENGTH OF		OPP. STRENGTH	TEAM	ADJ	CONF.	ADJ CONF.
Average RPI Loss: 204		RECORD	PCT. RANK	GAMES	SCHEDULE		OF SCHEDULE	RPI	RPI	RPI	RPI
DIV. I ONLY		1- 26	.03704	322	1- 9		271	274	317	.26282	318
DIV. I NON-CONF.		0- 18	0	314	0- 3		314	289	326	.22692	327
TOTALS		RPI 1-25	RPI 26-50		W-L RECORDS		RPI 51-100		RPI 101-150		RPI 150+
1- 26	0- 0	0- 0		OVERALL		0- 2		0- 6		1- 18	
0- 9	0- 0	0- 0		HOME		0- 1		0- 2		0- 6	
1- 10	0- 0	0- 0		AWAY		0- 1		0- 3		1- 6	
0- 7	0- 0	0- 0		NEUTRAL		0- 0		0- 1		0- 6	
0- 18	0- 0	0- 0		NON-CONFERENCE		0- 0		0- 2		0- 16	
0- 4	0- 0	0- 0		HOME		0- 0		0- 0		0- 4	
0- 7	0- 0	0- 0		AWAY		0- 0		0- 1		0- 6	
0- 7	0- 0	0- 0		NEUTRAL		0- 0		0- 1		0- 6	
1- 8	0- 0	0- 0		CONFERENCE		0- 2		0- 4		1- 2	
0- 5	0- 0	0- 0		HOME		0- 1		0- 2		0- 2	
1- 3	0- 0	0- 0		AWAY		0- 1		0- 2		1- 0	
0- 0	0- 0	0- 0		NEUTRAL		0- 0		0- 0		0- 0	
RPI S	Opponent	Score	RPI S	Opponent	Score	RPI S	Opponent	Score	RPI S	Opponent	Score
						60 A	North Dakota	0 3	115 A	Houston Baptist	1 3
						60 H	North Dakota	0 3	115 H	Houston Baptist	1 3
									124 A	Utah Valley	0 3
									124 H	Utah Valley	0 3
									127 A	Iowa	0 3
									138 N	Oakland	0 3
									169 N	Miami (OH)	0 3
									179 A	Butler	0 3
									210 A	Indiana St.	0 3
									210 H	Indiana St.	0 3
									211 H	Green Bay	1 3
									218 N	UMKC	1 3
									225 H	NJIT	2 3
									235 A	Ill.-Chicago	0 3
									251 A	DePaul	0 3
									252 A	Western Ill.	0 3
									252 H	Western Ill.	0 3
									262 A	Radford	0 3
									287 A	Tex.-Pan American	3 2
									287 H	Tex.-Pan American	2 3
									290 N	Eastern Ill.	0 3
									291 N	S.C. Upstate	0 3
									292 N	Loyola Chicago	0 3
									298 H	Youngstown St.	1 3
									320 N	Coppin St.	2 3
LAST 10 GAMES											
			287 A	Tex.-Pan American	3 2	124 H	Utah Valley	0 3			
			115 A	Houston Baptist	1 3	60 H	North Dakota	0 3			
			252 H	Western Ill.	0 3	225 H	NJIT	2 3			
			298 H	Youngstown St.	1 3	60 A	North Dakota	0 3			
			251 A	DePaul	0 3	124 A	Utah Valley	0 3			

Non-Div. I Games: Judson (IL) 3 0

Chicago St.

Average RPI Win: 325		WON-LOST	WINNING	LAST 10	STRENGTH OF		OPP. STRENGTH	TEAM	ADJ	CONF.	ADJ CONF.
Average RPI Loss: 237		RECORD	PCT. RANK	GAMES	SCHEDULE		OF SCHEDULE	RPI	RPI	RPI	RPI
DIV. I ONLY		3- 24	.11111	318	2- 7		279	323	316	.25228	319
DIV. I NON-CONF.		0- 16	0	314	0- 2		182	305	315	.29669	319
TOTALS		RPI 1-25	RPI 26-50		W-L RECORDS		RPI 51-100		RPI 101-150		RPI 150+
3- 24	0- 0	0- 0		OVERALL		0- 0		0- 2		3- 22	
2- 11	0- 0	0- 0		HOME		0- 0		0- 0		2- 11	
1- 7	0- 0	0- 0		AWAY		0- 0		0- 1		1- 6	
0- 6	0- 0	0- 0		NEUTRAL		0- 0		0- 1		0- 5	
0- 16	0- 0	0- 0		NON-CONFERENCE		0- 0		0- 2		0- 14	
0- 7	0- 0	0- 0		HOME		0- 0		0- 0		0- 7	
0- 4	0- 0	0- 0		AWAY		0- 0		0- 1		0- 3	
0- 5	0- 0	0- 0		NEUTRAL		0- 0		0- 1		0- 4	
3- 8	0- 0	0- 0		CONFERENCE		0- 0		0- 0		3- 8	
2- 4	0- 0	0- 0		HOME		0- 0		0- 0		2- 4	
1- 3	0- 0	0- 0		AWAY		0- 0		0- 0		1- 3	
0- 1	0- 0	0- 0		NEUTRAL		0- 0		0- 0		0- 1	
RPI S	Opponent	Score	RPI S	Opponent	Score	RPI S	Opponent	Score	RPI S	Opponent	Score
									104 A	George Washington	0 3
									147 N	Winthrop	0 3
									173 H	Fla. Gulf Coast	1 3
									188 H	Davidson	0 3
									189 A	Elon	1 3
									189 H	Elon	0 3
									192 N	Central Conn. St.	0 3
									206 H	UNC Asheville	0 3
									212 A	Md.-East. Shore	0 3
									230 N	UNC Wilmington	0 3
									236 A	UNC Greensboro	0 3
									250 H	Campbell	0 3
									250 N	Campbell	0 3
									262 H	Radford	0 3
									264 A	Florida A&M	0 3
									264 H	Florida A&M	1 3
									270 H	South Carolina St.	0 3
									278 H	Hampton	2 3
									278 N	Hampton	0 3
									281 A	CSU Bakersfield	0 3
									291 H	S.C. Upstate	2 3
									311 N	Alabama St.	0 3
									312 A	Bethune-Cookman	1 3
									312 H	Bethune-Cookman	2 3
									324 A	N.C. A&T	3 0
									324 H	N.C. A&T	3 0
									327 H	Savannah St.	3 0
LAST 10 GAMES											
	264 H	Florida A&M	1	3		327 H	Savannah St.	3 0			
	312 H	Bethune-Cookman	2	3		264 A	Florida A&M	0 3			
	291 H	S.C. Upstate	2	3		312 A	Bethune-Cookman	1 3			
	324 A	N.C. A&T	3	0		236 A	UNC Greensboro	0 3			
	270 H	South Carolina St.	0	3		311 N	Alabama St.	0 3			

Non-Div. I Games:

N.C. Central

Coppin St.

Average RPI Win: 316		WON-LOST	WINNING	LAST 10	STRENGTH OF		OPP. STRENGTH	TEAM	ADJ	CONF.	ADJ CONF.
Average RPI Loss: 242		RECORD	PCT. RANK	GAMES	SCHEDULE		OF SCHEDULE	RPI	RPI	RPI	RPI
DIV. I ONLY		4- 18	.18182 303	4- 5	324		317	323	.2447 321	33	33
DIV. I NON-CONF.		0- 9	0 314	0- 1	195		208	312	.3227 310	33	33
TOTALS		RPI 1-25	RPI 26-50	W-L RECORDS	RPI 51-100		RPI 101-150	RPI 150+			
4- 18	0- 1		0- 0	OVERALL	0- 0		0- 1	4- 16			
1- 3	0- 0		0- 0	HOME	0- 0		0- 0	1- 3			
3- 6	0- 1		0- 0	AWAY	0- 0		0- 0	3- 5			
0- 9	0- 0		0- 0	NEUTRAL	0- 0		0- 1	0- 8			
0- 9	0- 1		0- 0	NON-CONFERENCE	0- 0		0- 1	0- 7			
0- 0	0- 0		0- 0	HOME	0- 0		0- 0	0- 0			
0- 4	0- 1		0- 0	AWAY	0- 0		0- 0	0- 3			
0- 5	0- 0		0- 0	NEUTRAL	0- 0		0- 1	0- 4			
4- 9	0- 0		0- 0	CONFERENCE	0- 0		0- 0	4- 9			
1- 3	0- 0		0- 0	HOME	0- 0		0- 0	1- 3			
3- 2	0- 0		0- 0	AWAY	0- 0		0- 0	3- 2			
0- 4	0- 0		0- 0	NEUTRAL	0- 0		0- 0	0- 4			
RPI S	Opponent	Score	RPI S	Opponent	Score	RPI S	Opponent	Score	RPI S	Opponent	Score
23 A	Oklahoma	0 3							115 N	Houston Baptist	0 3
									157 N	North Texas	0 3
									158 N	Boise St.	0 3
									220 N	Nicholls St.	0 3
									223 N	UALR	0 3
									231 A	La.-Lafayette	0 3
									237 N	Jackson St.	0 3
									238 A	Lamar	0 3
									287 A	Tex.-Pan American	0 3
									293 A	Prairie View	0 3
									293 H	Prairie View	1 3
									311 N	Alabama St.	0 3
									313 A	Grambling	3 2
									313 H	Grambling	2 3
									314 N	Mississippi Val.	0 3
									316 A	Ark.-Pine Bluff	3 1
									316 H	Ark.-Pine Bluff	1 3
									316 N	Ark.-Pine Bluff	0 3
									317 A	Southern U.	3 0
									317 A	Southern U.	2 3
									317 H	Southern U.	3 1
			LAST 10 GAMES								
			293 H	Prairie View	1 3	311 N	Alabama St.	0 3			
			317 H	Southern U.	3 1	317 A	Southern U.	3 0			
			316 A	Ark.-Pine Bluff	3 1	237 N	Jackson St.	0 3			
			287 A	Tex.-Pan American	0 3	314 N	Mississippi Val.	0 3			
			313 A	Grambling	3 2	317 A	Southern U.	2 3			

Non-Div. I Games: Wiley 0 3 Wiley 0 3 Huston-Tillotson 3 0

Texas Southern

R
i
d
e
r

Rider

RPI	S	Opponent	Score
325	N	Saint Peter's	3 1

Rider

Average RPI Win:	325	WON-LOST	WINNING	LAST 10	STRENGTH OF	OPP. STRENGTH	TEAM	ADJ	CONF.	ADJ CONF.		
Average RPI Loss:	232	RECORD	PCT. RANK	GAMES	SCHEDULE	OF SCHEDULE	RPI	RPI	RPI	RPI		
DIV. I ONLY	1- 30	.03226	324	0- 10	294	296	322	.21674	323	29	29	
DIV. I NON-CONF.	1- 15	.0625	312	0- 0	313	313	323	.25327	324	29	29	
<hr/>												
TOTALS	RPI 1-25	RPI 26-50		W-L RECORDS		RPI 51-100		RPI 101-150		RPI 150+		
1- 30	0- 0	0- 0		OVERALL		0- 2		0- 2		1- 26		
0- 10	0- 0	0- 0		HOME		0- 1		0- 0		0- 9		
1- 13	0- 0	0- 0		AWAY		0- 1		0- 1		1- 11		
0- 7	0- 0	0- 0		NEUTRAL		0- 0		0- 1		0- 6		
<hr/>												
1- 15	0- 0	0- 0		NON-CONFERENCE		0- 0		0- 2		1- 13		
0- 3	0- 0	0- 0		HOME		0- 0		0- 0		0- 3		
1- 5	0- 0	0- 0		AWAY		0- 0		0- 1		1- 4		
0- 7	0- 0	0- 0		NEUTRAL		0- 0		0- 1		0- 6		
<hr/>												
0- 15	0- 0	0- 0		CONFERENCE		0- 2		0- 0		0- 13		
0- 7	0- 0	0- 0		HOME		0- 1		0- 0		0- 6		
0- 8	0- 0	0- 0		AWAY		0- 1		0- 0		0- 7		
0- 0	0- 0	0- 0		NEUTRAL		0- 0		0- 0		0- 0		
<hr/>												
RPI S	Opponent	Score	RPI S	Opponent	Score	RPI S	Opponent	Score	RPI S	Opponent	Score	
						95 A	Sacred Heart	0 3	127 N	Iowa	0 3	
						95 H	Sacred Heart	0 3	143 A	Columbia	0 3	
						165 N	Princeton	1 3				
						175 A	Long Island	0 3				
						175 H	Long Island	0 3				
						184 A	Hofstra	0 3				
						192 A	Central Conn. St.	1 3				
						193 N	Fairfield	1 3				
						225 H	NJIT	0 3				
						228 A	Robert Morris	0 3				
						228 H	Robert Morris	0 3				
						229 A	St. John's (NY)	0 3				
						229 N	St. John's (NY)	0 3				
						234 A	Manhattan	0 3				
						243 N	Binghamton	0 3				
						245 A	Fairleigh Dickinson	0 3				
						245 H	Fairleigh Dickinson	2 3				
						267 A	Bryant	0 3				
						267 H	Bryant	1 3				
						300 A	Quinnipiac	2 3				
300 H	Quinnipiac	0 3										
						303 A	Providence	0 3				
						304 H	Lafayette	2 3				
						304 N	Lafayette	1 3				
						305 A	Saint Francis (PA)	1 3				
						305 H	Saint Francis (PA)	0 3				
						320 N	Coppin St.	0 3				
<hr/>												
LAST 10 GAMES												
			95 A			Sacred Heart	0 3	267 H			Bryant	1 3
			245 H			Fairleigh Dickinson	2 3	192 A			Central Conn. St.	1 3
			228 A			Robert Morris	0 3	245 A			Fairleigh Dickinson	0 3
			305 A			Saint Francis (PA)	1 3	175 H			Long Island	0 3
			300 H			Quinnipiac	0 3	95 H			Sacred Heart	0 3

Non-Div. I Games:

St. Francis (NY)

St. Francis (NY)

Non-Div. I Games:

N.C. A&T

Average RPI Win:	0	WON-LOST	WINNING	LAST 10	STRENGTH OF	OPP. STRENGTH	TEAM	ADJ	CONF.	ADJ CONF.					
Average RPI Loss:	257	RECORD	PCT. RANK	GAMES	SCHEDULE	OF SCHEDULE	RPI	RPI	RPI	RPI					
DIV. I ONLY		0- 29	0 325	0- 10	304	318	324	.18669	325	30	30				
DIV. I NON-CONF.		0- 12	0 314	0- 1	301	321	325	.24424	325	31	30				
<hr/>															
TOTALS	RPI 1-25	RPI 26-50		W-L RECORDS		RPI 51-100		RPI 101-150		RPI 150+					
0- 29	0- 0	0- 0		OVERALL		0- 0		0- 0		0- 29					
0- 12	0- 0	0- 0		HOME		0- 0		0- 0		0- 12					
0- 11	0- 0	0- 0		AWAY		0- 0		0- 0		0- 11					
0- 6	0- 0	0- 0		NEUTRAL		0- 0		0- 0		0- 6					
<hr/>															
0- 12	0- 0	0- 0		NON-CONFERENCE		0- 0		0- 0		0- 12					
0- 3	0- 0	0- 0		HOME		0- 0		0- 0		0- 3					
0- 4	0- 0	0- 0		AWAY		0- 0		0- 0		0- 4					
0- 5	0- 0	0- 0		NEUTRAL		0- 0		0- 0		0- 5					
<hr/>															
0- 17	0- 0	0- 0		CONFERENCE		0- 0		0- 0		0- 17					
0- 9	0- 0	0- 0		HOME		0- 0		0- 0		0- 9					
0- 7	0- 0	0- 0		AWAY		0- 0		0- 0		0- 7					
0- 1	0- 0	0- 0		NEUTRAL		0- 0		0- 0		0- 1					
<hr/>															
RPI S	Opponent	Score	RPI S	Opponent	Score	RPI S	Opponent	Score	RPI S	Opponent	Score				
									164 A	Niagara	0	3			
									164 H	Niagara	0	3			
									190 H	Lehigh	0	3			
									192 A	Central Conn. St.	0	3			
									193 A	Fairfield	0	3			
									193 H	Fairfield	0	3			
									225 H	NJIT	0	3			
									233 N	Stony Brook	0	3			
									234 A	Manhattan	0	3			
									234 H	Manhattan	0	3			
									245 A	Fairleigh Dickinson	0	3			
									245 N	Fairleigh Dickinson	0	3			
									247 H	Marist	0	3			
									253 H	Siena	1	3			
									266 A	Canisius	0	3			
									266 H	Canisius	0	3			
									273 A	Iona	0	3			
									273 H	Iona	0	3			
									284 N	Bucknell	2	3			
									289 A	Loyola Maryland	0	3			
									289 H	Loyola Maryland	0	3			
									LAST 10 GAMES			296 N	Morgan St.	0	3
												303 N	Providence	1	3
												304 A	Lafayette	0	3
												310 A	La Salle	0	3
322 A	Rider	0	3												
193 H	Fairfield	0	3	193 A	Fairfield	0	3	322 H	Rider	0	3				
273 H	Iona	0	3	225 H	NJIT	0	3								
289 A	Loyola Maryland	0	3	234 H	Manhattan	0	3								
266 H	Canisius	0	3	253 H	Siena	1	3								
164 H	Niagara	0	3	247 H	Marist	0	3								

Non-Div. I Games:

Saint Peter's

RPI	S	Opponent	Score
322	N	Rider	1 3
323	H	St. Francis (NY)	2 3

Saint Peter's

S
a
i
n
t
P
e
t
e
r
'
s

S
a
i
n
t
P
e
t
e
r
'
s

Average RPI Win: 0		WON-LOST	WINNING	LAST 10	STRENGTH OF		OPP. STRENGTH	TEAM	ADJ	CONF.	ADJ CONF.			
Average RPI Loss: 261		RECORD	PCT. RANK	GAMES	SCHEDULE		OF SCHEDULE	RPI	RPI	RPI	RPI			
DIV. I ONLY		0- 18	0 325	0- 9	321		322	326	.17501	326	33			
DIV. I NON-CONF.		0- 7	0 314	0- 0	175		257	309	.30667	315	33			
<hr/>														
TOTALS		RPI 1-25		RPI 26-50		W-L RECORDS		RPI 51-100		RPI 101-150		RPI 150+		
0- 18		0- 0		0- 0		OVERALL		0- 1		0- 1		0- 16		
0- 6		0- 0		0- 0		HOME		0- 0		0- 0		0- 6		
0- 8		0- 0		0- 0		AWAY		0- 1		0- 0		0- 7		
0- 4		0- 0		0- 0		NEUTRAL		0- 0		0- 1		0- 3		
0- 7		0- 0		0- 0		NON-CONFERENCE		0- 1		0- 1		0- 5		
0- 1		0- 0		0- 0		HOME		0- 0		0- 0		0- 1		
0- 2		0- 0		0- 0		AWAY		0- 1		0- 0		0- 1		
0- 4		0- 0		0- 0		NEUTRAL		0- 0		0- 1		0- 3		
0- 11		0- 0		0- 0		CONFERENCE		0- 0		0- 0		0- 11		
0- 5		0- 0		0- 0		HOME		0- 0		0- 0		0- 5		
0- 6		0- 0		0- 0		AWAY		0- 0		0- 0		0- 6		
0- 0		0- 0		0- 0		NEUTRAL		0- 0		0- 0		0- 0		
RPI	S	Opponent		Score	RPI	S	Opponent		Score	RPI	S	Opponent	Score	
					75 A LSU 0 3					111 N Arkansas St. 0 3				
										196 N Central Ark. 0 3				
										220 H Nicholls St. 0 3				
										231 N La.-Lafayette 0 3				
										237 A Jackson St. 0 3				
										261 A Northwestern St. 0 3				
										263 N Jacksonville St. 0 3				
										294 A Alabama A&M 0 3				
										294 H Alabama A&M 0 3				
										311 A Alabama St. 0 3				
										311 H Alabama St. 0 3				
										313 A Grambling 0 3				
										314 A Mississippi Val. 0 3				
										314 H Mississippi Val. 0 3				
										316 A Ark.-Pine Bluff 0 3				
										316 H Ark.-Pine Bluff 1 3				
										317 H Southern U. 1 3				
										LAST 10 GAMES				
										311 A Alabama St. 0 3				
										317 H Southern U. 1 3				
					294 A Alabama A&M 0 3									
					316 A Ark.-Pine Bluff 0 3									
					237 A Jackson St. 0 3									
					314 A Mississippi Val. 0 3									
					313 A Grambling 0 3									
Non-Div. I Games:		Southern-N.O.		1 3	Tougaloo		3 1	Dillard		3 2	New Orleans		0 3	
		Xavier (LA)		0 3	Southern-N.O.		1 3	Belhaven		0 3	Belhaven		Alcorn St. 0 3	

Non-Div. I Games:

Dillard

0

3

Alcorn St.

A
l
c
o
r
n
S
t
.

A
l
c
o
r
n
S
t
.

Average RPI Win: 0		WON-LOST	WINNING	LAST 10	STRENGTH OF		OPP. STRENGTH	TEAM	ADJ	CONF.	ADJ CONF.						
Average RPI Loss: 272		RECORD	PCT. RANK	GAMES	SCHEDULE		OF SCHEDULE	RPI	RPI	RPI	RPI						
DIV. I ONLY		0- 24	0 325	0- 10	326		325	327	.16574	327	32						
DIV. I NON-CONF.		0- 13	0 314	0- 4	317		306	327	.23668	326	32						
<hr/>																	
TOTALS		RPI 1-25		RPI 26-50		W-L RECORDS		RPI 51-100		RPI 101-150		RPI 150+					
0- 24		0- 0		0- 0		OVERALL		0- 1		0- 0		0- 23					
0- 6		0- 0		0- 0		HOME		0- 0		0- 0		0- 6					
0- 12		0- 0		0- 0		AWAY		0- 0		0- 0		0- 12					
0- 6		0- 0		0- 0		NEUTRAL		0- 1		0- 0		0- 5					
0- 13		0- 0		0- 0		NON-CONFERENCE		0- 1		0- 0		0- 12					
0- 3		0- 0		0- 0		HOME		0- 0		0- 0		0- 3					
0- 5		0- 0		0- 0		AWAY		0- 0		0- 0		0- 5					
0- 5		0- 0		0- 0		NEUTRAL		0- 1		0- 0		0- 4					
0- 11		0- 0		0- 0		CONFERENCE		0- 0		0- 0		0- 11					
0- 3		0- 0		0- 0		HOME		0- 0		0- 0		0- 3					
0- 7		0- 0		0- 0		AWAY		0- 0		0- 0		0- 7					
0- 1		0- 0		0- 0		NEUTRAL		0- 0		0- 0		0- 1					
RPI	S	Opponent		Score		RPI	S	Opponent		Score		RPI	S	Opponent		Score	

Non-Div. I Games:

Savannah St.