

Average RPI Win:	75	WON-LOST RECORD	WINNING PCT. RANK	LAST 10 GAMES	STRENGTH OF SCHEDULE	OPP. STRENGTH OF SCHEDULE	TEAM RPI	ADJ RPI	CONF. RPI	ADJ CONF. RPI		
DIV. I ONLY		23- 1	.95833	1	10- 0	16	12	1	.73853	1	2	2
DIV. I NON-CONF.		10- 0	1	1	0- 0	40	30	4	.70858	4	2	2
<hr/>												
TOTALS	RPI 1-25	RPI 26-50		W-L RECORDS		RPI 51-100		RPI 101-150		RPI 150+		
23- 1	9- 1	5- 0		OVERALL		3- 0		2- 0		4- 0		
10- 1	3- 1	2- 0		HOME		2- 0		1- 0		2- 0		
8- 0	3- 0	3- 0		AWAY		1- 0		1- 0		0- 0		
5- 0	3- 0	0- 0		NEUTRAL		0- 0		0- 0		2- 0		
10- 0	3- 0	1- 0		NON-CONFERENCE		2- 0		1- 0		3- 0		
3- 0	0- 0	0- 0		HOME		1- 0		1- 0		1- 0		
2- 0	0- 0	1- 0		AWAY		1- 0		0- 0		0- 0		
5- 0	3- 0	0- 0		NEUTRAL		0- 0		0- 0		2- 0		
13- 1	6- 1	4- 0		CONFERENCE		1- 0		1- 0		1- 0		
7- 1	3- 1	2- 0		HOME		1- 0		0- 0		1- 0		
6- 0	3- 0	2- 0		AWAY		0- 0		1- 0		0- 0		
0- 0	0- 0	0- 0		NEUTRAL		0- 0		0- 0		0- 0		
RPI S	Opponent	Score		RPI S	Opponent	Score		RPI S	Opponent	Score		
5 H	Nebraska	0	3	31 A	Ohio St.	3	2	75 H	Yale	3	0	
7 N	Stanford	3	1	34 H	Michigan	3	0	79 A	West Virginia	3	0	
7 N	Stanford	3	2	43 A	Maryland	3	0	82 H	Northwestern	3	0	
10 H	Wisconsin	3	1	44 H	Iowa	3	1					
11 N	Colorado	3	0	48 A	Texas A&M	3	2					
15 A	Michigan St.	3	1									
15 H	Michigan St.	3	1									
23 A	Illinois	3	0									
23 H	Illinois	3	0									
25 A	Purdue	3	1									
				LAST 10 GAMES								
				221 H	Rutgers	3	0	25 A	Purdue	3	1	
				15 A	Michigan St.	3	1	34 H	Michigan	3	0	
				23 A	Illinois	3	0	15 H	Michigan St.	3	1	
				10 H	Wisconsin	3	1	43 A	Maryland	3	0	
				120 A	Indiana	3	0	31 A	Ohio St.	3	2	

Non-Div. I Games:

Penn St.

Average RPI Win:	62	WON-LOST RECORD	WINNING PCT. RANK	LAST 10 GAMES	STRENGTH OF SCHEDULE	OPP. STRENGTH OF SCHEDULE	TEAM RPI	ADJ RPI	CONF. RPI	ADJ CONF. RPI				
DIV. I ONLY		23- 2	.92	7	10- 0	10	3	3	.7312	2	2	2		
DIV. I NON-CONF.		11- 0	1	1	0- 0	30	9	3	.71585	3	2	2		

TOTALS	RPI 1-25	RPI 26-50		W-L RECORDS		RPI 51-100		RPI 101-150		RPI 150+				
23- 2	6- 2	8- 0		OVERALL		4- 0		3- 0		2- 0				
10- 1	3- 1	4- 0		HOME		2- 0		1- 0		0- 0				
7- 1	2- 1	3- 0		AWAY		0- 0		1- 0		1- 0				
6- 0	1- 0	1- 0		NEUTRAL		2- 0		1- 0		1- 0				
11- 0	2- 0	1- 0		NON-CONFERENCE		4- 0		3- 0		1- 0				
3- 0	0- 0	0- 0		HOME		2- 0		1- 0		0- 0				
2- 0	1- 0	0- 0		AWAY		0- 0		1- 0		0- 0				
6- 0	1- 0	1- 0		NEUTRAL		2- 0		1- 0		1- 0				
12- 2	4- 2	7- 0		CONFERENCE		0- 0		0- 0		1- 0				
7- 1	3- 1	4- 0		HOME		0- 0		0- 0		0- 0				
5- 1	1- 1	3- 0		AWAY		0- 0		0- 0		1- 0				
0- 0	0- 0	0- 0		NEUTRAL		0- 0		0- 0		0- 0				

RPI	S	Opponent	Score		RPI	S	Opponent	Score		RPI	S	Opponent	Score	
5	A	Nebraska	0	3	28	N	Oregon St.	3	1	52	N	North Carolina	3	0
6	A	Texas	3	1	31	A	Ohio St.	3	0	59	N	Denver	3	0
10	A	Wisconsin	3	2	31	H	Ohio St.	3	0	67	H	Tennessee	3	0
10	H	Wisconsin	3	1	34	A	Michigan	3	0	79	H	West Virginia	3	0
15	H	Michigan St.	0	3	34	H	Michigan	3	1					
22	N	Louisville	3	1	43	H	Maryland	3	0					
23	H	Illinois	3	2	44	A	Iowa	3	0					
25	H	Purdue	3	0	44	H	Iowa	3	0					

Non-Div. I Games:

Minnesota

Average RPI Win:	72	WON-LOST RECORD	WINNING PCT. RANK	LAST 10 GAMES	STRENGTH OF SCHEDULE	OPP. STRENGTH OF SCHEDULE	TEAM RPI	ADJ RPI	CONF. RPI	ADJ CONF. RPI				
DIV. I ONLY		20- 1	.95238	2	9- 1	15	16	2	.7222	3	4	4		
DIV. I NON-CONF.		8- 0	1	1	0- 0	14	12	1	.7326	1	4	4		
<hr/>														
TOTALS	RPI 1-25	RPI 26-50		W-L RECORDS		RPI 51-100		RPI 101-150		RPI 150+				
20- 1	3- 1	6- 0		OVERALL		7- 0		1- 0		3- 0				
11- 1	2- 1	3- 0		HOME		3- 0		1- 0		2- 0				
7- 0	1- 0	2- 0		AWAY		3- 0		0- 0		1- 0				
2- 0	0- 0	1- 0		NEUTRAL		1- 0		0- 0		0- 0				
<hr/>														
8- 0	2- 0	2- 0		NON-CONFERENCE		2- 0		0- 0		2- 0				
6- 0	2- 0	1- 0		HOME		1- 0		0- 0		2- 0				
0- 0	0- 0	0- 0		AWAY		0- 0		0- 0		0- 0				
2- 0	0- 0	1- 0		NEUTRAL		1- 0		0- 0		0- 0				
<hr/>														
12- 1	1- 1	4- 0		CONFERENCE		5- 0		1- 0		1- 0				
5- 1	0- 1	2- 0		HOME		2- 0		1- 0		0- 0				
7- 0	1- 0	2- 0		AWAY		3- 0		0- 0		1- 0				
0- 0	0- 0	0- 0		NEUTRAL		0- 0		0- 0		0- 0				
<hr/>														
RPI	S	Opponent	Score		RPI	S	Opponent	Score		RPI	S	Opponent	Score	
4	A	Kentucky	3 0		35	H	LSU	3 0		52	N	North Carolina	3 0	
4	H	Kentucky	1 3		37	N	NC State	3 0		54	A	Alabama	3 0	
5	H	Nebraska	3 2		38	A	Auburn	3 1		60	H	Georgia	3 0	
6	H	Texas	3 1		41	H	Florida St.	3 0		67	A	Tennessee	3 0	
					45	A	Arkansas	3 2		67	H	Tennessee	3 0	
					48	H	Texas A&M	3 1		70	A	Ole Miss	3 0	
										80	H	Lipscomb	3 1	
<hr/>														
LAST 10 GAMES														
					67	A	Tennessee	3 0		54	A	Alabama	3 0	
					4	A	Kentucky	3 0		4	H	Kentucky	1 3	
					188	A	Mississippi St.	3 0		70	A	Ole Miss	3 0	
					118	H	South Carolina	3 0		60	H	Georgia	3 0	
					38	A	Auburn	3 1		48	H	Texas A&M	3 1	

Non-Div. I Games:

Florida

Average RPI Win: 68		WON-LOST	WINNING	LAST 10	STRENGTH OF		OPP. STRENGTH	TEAM	ADJ	CONF.	ADJ CONF.
Average RPI Loss: 10		RECORD	PCT. RANK	GAMES	SCHEDULE		OF SCHEDULE	RPI	RPI	RPI	RPI
DIV. I ONLY		20- 3	.86957	15	9- 1		6	10	4	.71728	4
DIV. I NON-CONF.		9- 2	.81818	40	0- 0		5	7	6	.70134	6
TOTALS		RPI 1-25	RPI 26-50		W-L RECORDS		RPI 51-100		RPI 101-150		RPI 150+
20- 3		4- 3	8- 0		OVERALL		4- 0		2- 0		2- 0
11- 1		2- 1	3- 0		HOME		4- 0		2- 0		0- 0
6- 2		1- 2	4- 0		AWAY		0- 0		0- 0		1- 0
3- 0		1- 0	1- 0		NEUTRAL		0- 0		0- 0		1- 0
9- 2		3- 2	2- 0		NON-CONFERENCE		2- 0		1- 0		1- 0
5- 0		2- 0	0- 0		HOME		2- 0		1- 0		0- 0
1- 2		0- 2	1- 0		AWAY		0- 0		0- 0		0- 0
3- 0		1- 0	1- 0		NEUTRAL		0- 0		0- 0		1- 0
11- 1		1- 1	6- 0		CONFERENCE		2- 0		1- 0		1- 0
6- 1		0- 1	3- 0		HOME		2- 0		1- 0		0- 0
5- 0		1- 0	3- 0		AWAY		0- 0		0- 0		1- 0
0- 0		0- 0	0- 0		NEUTRAL		0- 0		0- 0		0- 0
RPI S	Opponent	Score	RPI S	Opponent	Score	RPI S	Opponent	Score	RPI S	Opponent	Score
3 A	Florida	3 1	33 A	Marquette	3 1	54 H	Alabama	3 1	118 H	South Carolina	3 1
3 H	Florida	0 3	35 A	LSU	3 2	56 H	Kennesaw St.	3 1	135 H	Cincinnati	3 0
12 A	Kansas	0 3	35 H	LSU	3 0	67 H	Tennessee	3 0	188 A	Mississippi St.	3 0
14 A	Creighton	0 3	36 A	Missouri	3 1	93 H	Arkansas St.	3 0	262 N	Loyola Chicago	3 0
16 H	Utah	3 2	38 H	Auburn	3 1						
18 N	Southern California	3 1	46 N	UNI	3 2						
22 H	Louisville	3 0	48 A	Texas A&M	3 0						
			48 H	Texas A&M	3 0						
LAST 10 GAMES											
			118 H	South Carolina	3 1	3 A	Florida	3 1			
			3 H	Florida	0 3	48 H	Texas A&M	3 0			
			48 A	Texas A&M	3 0	38 H	Auburn	3 1			
			35 A	LSU	3 2	54 H	Alabama	3 1			
			67 H	Tennessee	3 0	188 A	Mississippi St.	3 0			

Non-Div. I Games:

Kentucky

Average RPI Win: 75		WON-LOST	WINNING	LAST 10	STRENGTH OF		OPP. STRENGTH	TEAM	ADJ	CONF.	ADJ CONF.
Average RPI Loss: 17		RECORD	PCT. RANK	GAMES	SCHEDULE		OF SCHEDULE	RPI	RPI	RPI	RPI
DIV. I ONLY		20- 4	.83333	20	5		7	6	.71651	5	2
DIV. I NON-CONF.		7- 3	.7	77	46		19	37	.62564	36	2
TOTALS		RPI 1-25	RPI 26-50		W-L RECORDS		RPI 51-100		RPI 101-150		RPI 150+
20- 4		8- 3	4- 1		OVERALL		2- 0		3- 0		3- 0
12- 0		5- 0	2- 0		HOME		1- 0		3- 0		1- 0
7- 2		3- 2	2- 0		AWAY		0- 0		0- 0		2- 0
1- 2		0- 1	0- 1		NEUTRAL		1- 0		0- 0		0- 0
7- 3		0- 2	2- 1		NON-CONFERENCE		1- 0		2- 0		2- 0
5- 0		0- 0	2- 0		HOME		0- 0		2- 0		1- 0
1- 1		0- 1	0- 0		AWAY		0- 0		0- 0		1- 0
1- 2		0- 1	0- 1		NEUTRAL		1- 0		0- 0		0- 0
13- 1		8- 1	2- 0		CONFERENCE		1- 0		1- 0		1- 0
7- 0		5- 0	0- 0		HOME		1- 0		1- 0		0- 0
6- 1		3- 1	2- 0		AWAY		0- 0		0- 0		1- 0
0- 0		0- 0	0- 0		NEUTRAL		0- 0		0- 0		0- 0
RPI S	Opponent	Score		RPI S	Opponent	Score		RPI S	Opponent	Score	
1 A	Penn St.	3	0	26 H	UCLA	3	0	82 H	Northwestern	3	0
2 H	Minnesota	3	0	26 H	UCLA	3	0	100 N	Kansas St.	3	0
3 A	Florida	2	3	34 A	Michigan	3	0				
9 N	Oregon	1	3	44 A	Iowa	3	0				
10 A	Wisconsin	1	3	46 N	UNI	1	3				
10 H	Wisconsin	3	2								
15 A	Michigan St.	3	1								
15 H	Michigan St.	3	1								
23 H	Illinois	3	1								
25 A	Purdue	3	1								
25 H	Purdue	3	1								
				LAST 10 GAMES							
				120 H	Indiana	3	0	82 H	Northwestern	3	0
				25 H	Purdue	3	1	25 A	Purdue	3	1
				34 A	Michigan	3	0	10 A	Wisconsin	1	3
				15 A	Michigan St.	3	1	44 A	Iowa	3	0
				23 H	Illinois	3	1	15 H	Michigan St.	3	1

Non-Div. I Games:

Nebraska

Average RPI Win:	70	WON-LOST RECORD	WINNING PCT. RANK	LAST 10 GAMES	STRENGTH OF SCHEDULE	OPP. STRENGTH OF SCHEDULE	TEAM RPI	ADJ RPI	CONF. RPI	ADJ CONF. RPI		
DIV. I ONLY		19- 2	.90476	11	10- 0	14	13	5	.7099	6	3	3
DIV. I NON-CONF.		8- 2	.8	47	0- 0	8	2	7	.69668	7	3	3
<hr/>												
TOTALS	RPI 1-25	RPI 26-50		W-L RECORDS		RPI 51-100		RPI 101-150		RPI 150+		
19- 2	5- 2	1- 0		OVERALL		9- 0		4- 0		0- 0		
7- 1	2- 1	0- 0		HOME		4- 0		1- 0		0- 0		
9- 1	2- 1	1- 0		AWAY		4- 0		2- 0		0- 0		
3- 0	1- 0	0- 0		NEUTRAL		1- 0		1- 0		0- 0		
8- 2	2- 2	1- 0		NON-CONFERENCE		2- 0		3- 0		0- 0		
2- 1	0- 1	0- 0		HOME		1- 0		1- 0		0- 0		
3- 1	1- 1	1- 0		AWAY		0- 0		1- 0		0- 0		
3- 0	1- 0	0- 0		NEUTRAL		1- 0		1- 0		0- 0		
11- 0	3- 0	0- 0		CONFERENCE		7- 0		1- 0		0- 0		
5- 0	2- 0	0- 0		HOME		3- 0		0- 0		0- 0		
6- 0	1- 0	0- 0		AWAY		4- 0		1- 0		0- 0		
0- 0	0- 0	0- 0		NEUTRAL		0- 0		0- 0		0- 0		
RPI S	Opponent	Score		RPI S	Opponent	Score		RPI S	Opponent	Score		
2 H	Minnesota	1	3	48 A	Texas A&M	3	0	59 H	Denver	3	0	
3 A	Florida	1	3					64 A	TCU	3	0	
9 N	Oregon	3	1					77 N	Villanova	3	0	
12 A	Kansas	3	2					79 A	West Virginia	3	2	
13 H	Iowa St.	3	0					79 H	West Virginia	3	0	
20 H	Baylor	3	0					91 A	Texas Tech	3	0	
21 A	San Diego	3	1					91 H	Texas Tech	3	1	
								100 A	Kansas St.	3	2	
								100 H	Kansas St.	3	0	
				LAST 10 GAMES								
				91 H	Texas Tech	3	1	13 H	Iowa St.	3	0	
				100 A	Kansas St.	3	2	12 A	Kansas	3	2	
				79 H	West Virginia	3	0	64 A	TCU	3	0	
				127 A	Oklahoma	3	1	100 H	Kansas St.	3	0	
				91 A	Texas Tech	3	0	20 H	Baylor	3	0	

Non-Div. I Games:

Texas

Average RPI Win:	72	WON-LOST RECORD	WINNING PCT. RANK	LAST 10 GAMES	STRENGTH OF SCHEDULE	OPP. STRENGTH OF SCHEDULE	TEAM RPI	ADJ RPI	CONF. RPI	ADJ CONF. RPI							
DIV. I ONLY		21- 2	.91304	10	10- 0	37	1	7	.70832	7	1	1					
DIV. I NON-CONF.		7- 2	.77778	50	0- 0	85	1	34	.6348	29	1	1					
<hr/>																	
TOTALS	RPI 1-25	RPI 26-50		W-L RECORDS		RPI 51-100		RPI 101-150		RPI 150+							
21- 2	6- 2	6- 0		OVERALL		3- 0		4- 0		2- 0							
8- 0	2- 0	2- 0		HOME		2- 0		2- 0		0- 0							
11- 0	4- 0	3- 0		AWAY		1- 0		2- 0		1- 0							
2- 2	0- 2	1- 0		NEUTRAL		0- 0		0- 0		1- 0							
<hr/>																	
7- 2	1- 2	2- 0		NON-CONFERENCE		0- 0		2- 0		2- 0							
1- 0	0- 0	0- 0		HOME		0- 0		1- 0		0- 0							
4- 0	1- 0	1- 0		AWAY		0- 0		1- 0		1- 0							
2- 2	0- 2	1- 0		NEUTRAL		0- 0		0- 0		1- 0							
<hr/>																	
14- 0	5- 0	4- 0		CONFERENCE		3- 0		2- 0		0- 0							
7- 0	2- 0	2- 0		HOME		2- 0		1- 0		0- 0							
7- 0	3- 0	2- 0		AWAY		1- 0		1- 0		0- 0							
0- 0	0- 0	0- 0		NEUTRAL		0- 0		0- 0		0- 0							
<hr/>																	
RPI	S	Opponent	Score		RPI	S	Opponent	Score		RPI	S	Opponent	Score				
1	N	Penn St.	1	3	26	A	UCLA	3	1	90	H	California	3	0			
1	N	Penn St.	2	3	28	A	Oregon St.	3	0	95	A	Arizona	3	0			
8	H	Washington	3	2	28	H	Oregon St.	3	0	95	H	Arizona	3	0			
9	A	Oregon	3	0	42	H	Washington St.	3	0				147	A	Saint Mary's (CA)	3	0
9	H	Oregon	3	0	44	N	Iowa	3	0				217	A	Long Beach St.	3	0
11	A	Colorado	3	2	48	A	Texas A&M	3	0				229	N	Wright St.	3	0
18	A	Southern California	3	1													
23	A	Illinois	3	0													
<hr/>																	
LAST 10 GAMES																	
		9	H	Oregon	3	0			8	H	Washington	3	2				
		28	H	Oregon St.	3	0			18	A	Southern California	3	1				
		95	A	Arizona	3	0			26	A	UCLA	3	1				
		119	A	Arizona St.	3	1			28	A	Oregon St.	3	0				
		42	H	Washington St.	3	0			9	A	Oregon	3	0				

Non-Div. I Games:

Stanford

Average RPI Win: 66		WON-LOST	WINNING	LAST 10	STRENGTH OF		OPP. STRENGTH	TEAM	ADJ	CONF.	ADJ CONF.
Average RPI Loss: 16		RECORD	PCT. RANK	GAMES	SCHEDULE		OF SCHEDULE	RPI	RPI	RPI	RPI
DIV. I ONLY		19- 6	.76	40	6- 4		7	4	8	.68867	8
DIV. I NON-CONF.		10- 1	.90909	15	0- 0		48	14	10	.67952	10
TOTALS		RPI 1-25	RPI 26-50		W-L RECORDS		RPI 51-100		RPI 101-150		RPI 150+
19- 6		5- 5	5- 1		OVERALL		5- 0		3- 0		1- 0
9- 3		4- 2	2- 1		HOME		1- 0		1- 0		1- 0
7- 3		1- 3	3- 0		AWAY		2- 0		1- 0		0- 0
3- 0		0- 0	0- 0		NEUTRAL		2- 0		1- 0		0- 0
10- 1		1- 1	2- 0		NON-CONFERENCE		4- 0		2- 0		1- 0
5- 1		1- 1	1- 0		HOME		1- 0		1- 0		1- 0
2- 0		0- 0	1- 0		AWAY		1- 0		0- 0		0- 0
3- 0		0- 0	0- 0		NEUTRAL		2- 0		1- 0		0- 0
9- 5		4- 4	3- 1		CONFERENCE		1- 0		1- 0		0- 0
4- 2		3- 1	1- 1		HOME		0- 0		0- 0		0- 0
5- 3		1- 3	2- 0		AWAY		1- 0		1- 0		0- 0
0- 0		0- 0	0- 0		NEUTRAL		0- 0		0- 0		0- 0
RPI S	Opponent	Score		RPI S	Opponent	Score		RPI S	Opponent	Score	
7 A	Stanford	2	3	26 A	UCLA	3	1	51 N	Missouri St.	3	1
9 H	Oregon	3	2	26 H	UCLA	3	0	84 N	Wyoming	3	0
11 A	Colorado	0	3	27 H	Pittsburgh	3	0	90 A	California	3	0
11 H	Colorado	3	0	28 H	Oregon St.	2	3	94 H	Santa Clara	3	0
14 H	Creighton	1	3	42 A	Washington St.	3	1	99 A	Pepperdine	3	0
16 A	Utah	3	1	43 A	Maryland	3	0				
16 H	Utah	2	3								
18 A	Southern California	0	3								
18 H	Southern California	3	2								
24 H	Cal Poly	3	0								
				LAST 10 GAMES							
				16 A	Utah	3	1	7 A	Stanford	2	3
				11 A	Colorado	0	3	28 H	Oregon St.	2	3
				26 H	UCLA	3	0	9 H	Oregon	3	2
				18 H	Southern California	3	2	11 H	Colorado	3	0
				90 A	California	3	0	16 H	Utah	2	3

Non-Div. I Games:

Washington

Average RPI Win:	76	WON-LOST RECORD	WINNING PCT. RANK	LAST 10 GAMES	STRENGTH OF SCHEDULE	OPP. STRENGTH OF SCHEDULE	TEAM RPI	ADJ RPI	CONF. RPI	ADJ CONF. RPI			
DIV. I ONLY		15- 7	.68182	71	6- 4	2	9	10	.67876	9	1	1	
DIV. I NON-CONF.		7- 1	.875	21	0- 0	4	21	2	.71946	2	1	1	
<hr/>													
TOTALS	RPI 1-25	RPI 26-50		W-L RECORDS		RPI 51-100		RPI 101-150		RPI 150+			
15- 7	5- 6	2- 1		OVERALL		4- 0		2- 0		2- 0			
11- 2	3- 2	1- 0		HOME		3- 0		2- 0		2- 0			
3- 4	1- 3	1- 1		AWAY		1- 0		0- 0		0- 0			
1- 1	1- 1	0- 0		NEUTRAL		0- 0		0- 0		0- 0			
7- 1	3- 1	0- 0		NON-CONFERENCE		1- 0		1- 0		2- 0			
6- 0	2- 0	0- 0		HOME		1- 0		1- 0		2- 0			
0- 0	0- 0	0- 0		AWAY		0- 0		0- 0		0- 0			
1- 1	1- 1	0- 0		NEUTRAL		0- 0		0- 0		0- 0			
8- 6	2- 5	2- 1		CONFERENCE		3- 0		1- 0		0- 0			
5- 2	1- 2	1- 0		HOME		2- 0		1- 0		0- 0			
3- 4	1- 3	1- 1		AWAY		1- 0		0- 0		0- 0			
0- 0	0- 0	0- 0		NEUTRAL		0- 0		0- 0		0- 0			
RPI S	Opponent	Score		RPI S	Opponent	Score		RPI S	Opponent	Score			
5 N	Nebraska	3	1	26 A	UCLA	1	3	89 H	Loyola Marymount	3	2		
6 N	Texas	1	3	28 H	Oregon St.	3	0	90 A	California	3	0		
7 A	Stanford	0	3	42 A	Washington St.	3	2	90 H	California	3	0		
7 H	Stanford	0	3					95 H	Arizona	3	2		
8 A	Washington	2	3										
11 A	Colorado	1	3										
11 H	Colorado	2	3										
16 A	Utah	3	2										
16 H	Utah	3	1										
17 H	Wichita St.	3	0										
24 H	Cal Poly	3	0										
<hr/>													
LAST 10 GAMES													
7 A Stanford						0	3	95 H Arizona				3	2
90 A California						3	0	42 A Washington St.				3	2
11 H Colorado						2	3	8 A Washington				2	3
16 H Utah						3	1	90 H California				3	0
119 H Arizona St.						3	0	7 H Stanford				0	3

Non-Div. I Games:

Oregon

Average RPI Win:	63	WON-LOST RECORD	WINNING PCT. RANK		LAST 10 GAMES	STRENGTH OF SCHEDULE	OPP. STRENGTH OF SCHEDULE	TEAM RPI	ADJ RPI	CONF. RPI	ADJ CONF. RPI			
DIV. I ONLY		16- 7	.69565	66	5- 5	3	2	9	.67835	10	2	2		
DIV. I NON-CONF.		9- 0	1	1	0- 0	52	4	5	.7057	5	2	2		
<hr/>														
TOTALS		RPI 1-25		RPI 26-50		W-L RECORDS		RPI 51-100		RPI 101-150		RPI 150+		
16- 7		2- 6		7- 1		OVERALL		4- 0		3- 0		0- 0		
11- 3		2- 2		4- 1		HOME		3- 0		2- 0		0- 0		
3- 4		0- 4		2- 0		AWAY		1- 0		0- 0		0- 0		
2- 0		0- 0		1- 0		NEUTRAL		0- 0		1- 0		0- 0		
9- 0		1- 0		3- 0		NON-CONFERENCE		3- 0		2- 0		0- 0		
6- 0		1- 0		2- 0		HOME		2- 0		1- 0		0- 0		
1- 0		0- 0		0- 0		AWAY		1- 0		0- 0		0- 0		
2- 0		0- 0		1- 0		NEUTRAL		0- 0		1- 0		0- 0		
7- 7		1- 6		4- 1		CONFERENCE		1- 0		1- 0		0- 0		
5- 3		1- 2		2- 1		HOME		1- 0		1- 0		0- 0		
2- 4		0- 4		2- 0		AWAY		0- 0		0- 0		0- 0		
0- 0		0- 0		0- 0		NEUTRAL		0- 0		0- 0		0- 0		
RPI	S	Opponent	Score		RPI	S	Opponent	Score		RPI	S	Opponent	Score	
1	A	Penn St.	1	3	31	H	Ohio St.	2	3	52	H	North Carolina	3	0
2	A	Minnesota	1	3	33	H	Marquette	3	1	80	H	Lipscomb	3	0
2	H	Minnesota	2	3	34	H	Michigan	3	0	82	H	Northwestern	3	0
5	A	Nebraska	2	3	43	A	Maryland	3	0	100	A	Kansas St.	3	0
5	H	Nebraska	3	1	43	H	Maryland	3	1					
15	A	Michigan St.	1	3	44	A	Iowa	3	0					
15	H	Michigan St.	2	3	45	N	Arkansas	3	0					
22	H	Louisville	3	0	48	H	Texas A&M	3	0					
<hr/>														
LAST 10 GAMES														
43 H Maryland 3 1 43 A Maryland 3 0														
31 H Ohio St. 2 3 120 H Indiana 3 0														
82 H Northwestern 3 0 5 H Nebraska 3 1														
1 A Penn St. 1 3 15 A Michigan St. 1 3														
2 A Minnesota 1 3 2 H Minnesota 2 3														

Non-Div. I Games:

Wisconsin

Average RPI Win:	86	WON-LOST RECORD	WINNING PCT. RANK	LAST 10 GAMES	STRENGTH OF SCHEDULE	OPP. STRENGTH OF SCHEDULE	TEAM RPI	ADJ RPI	CONF. RPI	ADJ CONF. RPI				
DIV. I ONLY		19- 6	.76	40	7- 3	19	8	13	.67384	11	1	1		
DIV. I NON-CONF.		10- 1	.90909	15	0- 0	65	46	18	.66031	18	1	1		
<hr/>														
TOTALS	RPI 1-25	RPI 26-50		W-L RECORDS		RPI 51-100		RPI 101-150		RPI 150+				
19- 6	5- 4	4- 2		OVERALL		3- 0		2- 0		5- 0				
9- 2	3- 1	2- 1		HOME		1- 0		0- 0		3- 0				
7- 3	2- 2	2- 1		AWAY		1- 0		2- 0		0- 0				
3- 1	0- 1	0- 0		NEUTRAL		1- 0		0- 0		2- 0				
10- 1	1- 1	1- 0		NON-CONFERENCE		2- 0		1- 0		5- 0				
4- 0	0- 0	0- 0		HOME		1- 0		0- 0		3- 0				
3- 0	1- 0	1- 0		AWAY		0- 0		1- 0		0- 0				
3- 1	0- 1	0- 0		NEUTRAL		1- 0		0- 0		2- 0				
9- 5	4- 3	3- 2		CONFERENCE		1- 0		1- 0		0- 0				
5- 2	3- 1	2- 1		HOME		0- 0		0- 0		0- 0				
4- 3	1- 2	1- 1		AWAY		1- 0		1- 0		0- 0				
0- 0	0- 0	0- 0		NEUTRAL		0- 0		0- 0		0- 0				
RPI	S	Opponent	Score		RPI	S	Opponent	Score		RPI	S	Opponent	Score	
1	N	Penn St.	0	3	26	H	UCLA	2	3	66	H	Rice	3	0
7	H	Stanford	2	3	28	A	Oregon St.	3	1	92	N	Seton Hall	3	0
8	A	Washington	0	3	28	H	Oregon St.	3	2	95	A	Arizona	3	2
8	H	Washington	3	0	29	A	Colorado St.	3	2					
9	A	Oregon	3	2	42	A	Washington St.	1	3					
9	H	Oregon	3	1	42	H	Washington St.	3	0					
16	A	Utah	1	3										
18	H	Southern California	3	0										
23	A	Illinois	3	2										
<hr/>														
LAST 10 GAMES														
		8	H	Washington	3	0	18	H	Southern California	3	0			
		42	H	Washington St.	3	0	95	A	Arizona	3	2			
		28	A	Oregon St.	3	1	119	A	Arizona St.	3	0			
		9	A	Oregon	3	2	8	A	Washington	0	3			
		26	H	UCLA	2	3	42	A	Washington St.	1	3			

Non-Div. I Games:

Colorado

Average RPI Win:	96	WON-LOST RECORD	WINNING PCT. RANK	LAST 10 GAMES	STRENGTH OF SCHEDULE	OPP. STRENGTH OF SCHEDULE	TEAM RPI	ADJ RPI	CONF. RPI	ADJ CONF. RPI		
DIV. I ONLY		20- 4	.83333	20	8- 2	33	20	12	.67002	12	3	3
DIV. I NON-CONF.		11- 2	.84615	26	0- 0	34	43	15	.6688	14	3	3
<hr/>												
TOTALS	RPI 1-25	RPI 26-50		W-L RECORDS		RPI 51-100		RPI 101-150		RPI 150+		
20- 4	4- 3	2- 0		OVERALL		6- 1		4- 0		4- 0		
7- 2	3- 2	0- 0		HOME		2- 0		1- 0		1- 0		
8- 2	1- 1	2- 0		AWAY		3- 1		1- 0		1- 0		
5- 0	0- 0	0- 0		NEUTRAL		1- 0		2- 0		2- 0		
11- 2	2- 1	2- 0		NON-CONFERENCE		1- 1		2- 0		4- 0		
3- 1	2- 1	0- 0		HOME		0- 0		0- 0		1- 0		
3- 1	0- 0	2- 0		AWAY		0- 1		0- 0		1- 0		
5- 0	0- 0	0- 0		NEUTRAL		1- 0		2- 0		2- 0		
9- 2	2- 2	0- 0		CONFERENCE		5- 0		2- 0		0- 0		
4- 1	1- 1	0- 0		HOME		2- 0		1- 0		0- 0		
5- 1	1- 1	0- 0		AWAY		3- 0		1- 0		0- 0		
0- 0	0- 0	0- 0		NEUTRAL		0- 0		0- 0		0- 0		
RPI S	Opponent	Score	RPI S	Opponent	Score	RPI S	Opponent	Score	RPI S	Opponent	Score	
4 H	Kentucky	3 0	37 A	NC State	3 2	51 N	Missouri St.	3 1	123 N	Idaho	3 1	
6 H	Texas	2 3	37 A	NC State	3 1	64 A	TCU	3 1	127 A	Oklahoma	3 1	
13 A	Iowa St.	1 3				64 H	TCU	3 0	127 H	Oklahoma	3 2	
13 H	Iowa St.	3 2				79 A	West Virginia	3 1	139 N	San Jose St.	3 1	
14 H	Creighton	0 3				91 H	Texas Tech	3 0	153 H	Belmont	3 0	
20 A	Baylor	3 0				94 A	Santa Clara	2 3	197 A	Utah Valley	3 0	
25 H	Purdue	3 1				100 A	Kansas St.	3 2	217 N	Long Beach St.	3 1	
									251 N	Montana	3 0	
LAST 10 GAMES												
64 A	TCU	3 1	6 H	Texas	2 3							
13 A	Iowa St.	1 3	127 A	Oklahoma	3 1							
127 H	Oklahoma	3 2	79 A	West Virginia	3 1							
91 H	Texas Tech	3 0	64 H	TCU	3 0							
20 A	Baylor	3 0	13 H	Iowa St.	3 2							

Non-Div. I Games:

Kansas

Average RPI Win:		95	WON-LOST RECORD		WINNING PCT. RANK		LAST 10 GAMES		STRENGTH OF SCHEDULE		OPP. STRENGTH OF SCHEDULE		TEAM RPI		ADJ RPI		CONF. RPI		ADJ CONF. RPI				
DIV. I ONLY			17- 5		.77273 37		7- 3		21		25		15		.66654 13		3 3						
DIV. I NON-CONF.			10- 1		.90909 15		1- 0		29		40		8		.69058 8		3 3						
TOTALS		RPI 1-25		RPI 26-50		W-L RECORDS		RPI 51-100		RPI 101-150		RPI 150+											
17- 5		3- 4		2- 1		OVERALL		7- 0		1- 0		4- 0											
9- 2		1- 1		0- 1		HOME		4- 0		1- 0		3- 0											
5- 3		1- 3		1- 0		AWAY		3- 0		0- 0		0- 0											
3- 0		1- 0		1- 0		NEUTRAL		0- 0		0- 0		1- 0											
10- 1		2- 0		2- 1		NON-CONFERENCE		2- 0		0- 0		4- 0											
4- 1		0- 0		0- 1		HOME		1- 0		0- 0		3- 0											
3- 0		1- 0		1- 0		AWAY		1- 0		0- 0		0- 0											
3- 0		1- 0		1- 0		NEUTRAL		0- 0		0- 0		1- 0											
7- 4		1- 4		0- 0		CONFERENCE		5- 0		1- 0		0- 0											
5- 1		1- 1		0- 0		HOME		3- 0		1- 0		0- 0											
2- 3		0- 3		0- 0		AWAY		2- 0		0- 0		0- 0											
0- 0		0- 0		0- 0		NEUTRAL		0- 0		0- 0		0- 0											
RPI	S	Opponent		Score		RPI	S	Opponent		Score		RPI	S	Opponent		Score		RPI	S	Opponent		Score	
6	A	Texas		0 3		27	N	Pittsburgh		3 2		53	A	Dayton		3 0		127	H	Oklahoma		3 1	
12	A	Kansas		2 3		44	A	Iowa		3 1		64	H	TCU		3 0		158	H	New Mexico		3 0	
12	H	Kansas		3 1		46	H	UNI		2 3		79	H	West Virginia		3 1		187	N	Northern Ill.		3 0	
14	N	Creighton		3 2								87	H	North Dakota		3 0		222	H	Kent St.		3 0	
17	A	Wichita St.		3 0								91	A	Texas Tech		3 2		235	H	Omaha		3 0	
20	A	Baylor		0 3								100	A	Kansas St.		3 0							
20	H	Baylor		0 3								100	H	Kansas St.		3 0							
						LAST 10 GAMES																	
						20 A Baylor						79 H West Virginia						3 1					
						87 H North Dakota						6 A Texas						0 3					
						12 H Kansas						100 H Kansas St.						3 0					
						100 A Kansas St.						20 H Baylor						0 3					
						64 H TCU						91 A Texas Tech						3 2					

Non-Div. I Games:

Iowa St.

Average RPI Win:	109	WON-LOST RECORD	WINNING PCT. RANK	LAST 10 GAMES	STRENGTH OF SCHEDULE	OPP. STRENGTH OF SCHEDULE	TEAM RPI	ADJ RPI	CONF. RPI	ADJ CONF. RPI	
DIV. I ONLY		20- 5	.8 28	9- 1	24	36	14	.66583 14	7	7	
DIV. I NON-CONF.		7- 4	.63636 99	0- 0	2	3	9	.68582 9	7	7	
<hr/>											
TOTALS	RPI 1-25	RPI 26-50		W-L RECORDS	RPI 51-100		RPI 101-150		RPI 150+		
20- 5	3- 4	3- 1		OVERALL	4- 0		3- 0		7- 0		
10- 1	1- 1	2- 0		HOME	3- 0		1- 0		3- 0		
7- 2	2- 1	0- 1		AWAY	1- 0		1- 0		3- 0		
3- 2	0- 2	1- 0		NEUTRAL	0- 0		1- 0		1- 0		
7- 4	3- 4	2- 0		NON-CONFERENCE	0- 0		1- 0		1- 0		
2- 1	1- 1	1- 0		HOME	0- 0		0- 0		0- 0		
2- 1	2- 1	0- 0		AWAY	0- 0		0- 0		0- 0		
3- 2	0- 2	1- 0		NEUTRAL	0- 0		1- 0		1- 0		
13- 1	0- 0	1- 1		CONFERENCE	4- 0		2- 0		6- 0		
8- 0	0- 0	1- 0		HOME	3- 0		1- 0		3- 0		
5- 1	0- 0	0- 1		AWAY	1- 0		1- 0		3- 0		
0- 0	0- 0	0- 0		NEUTRAL	0- 0		0- 0		0- 0		
RPI S	Opponent	Score	RPI S	Opponent	Score	RPI S	Opponent	Score	RPI S	Opponent	Score
4 H	Kentucky	3 0	27 N	Pittsburgh	3 0	58 H	Butler	3 2	121 A	St. John's (NY)	3 0
8 A	Washington	3 1	33 A	Marquette	0 3	77 H	Villanova	3 1	121 H	St. John's (NY)	3 1
12 A	Kansas	3 0	33 H	Marquette	3 0	92 A	Seton Hall	3 0	147 N	Saint Mary's (CA)	3 0
13 N	Iowa St.	2 3	46 H	UNI	3 0	92 H	Seton Hall	3 0	153 N	Belmont	3 0
17 A	Wichita St.	1 3							161 H	Xavier	3 0
18 H	Southern California	0 3							163 A	Providence	3 0
25 N	Purdue	1 3							163 A	Providence	3 1
									212 H	Georgetown	3 1
									240 A	DePaul	3 0
									240 H	DePaul	3 0
<hr/>											
LAST 10 GAMES											
	240 H DePaul	3 0		121 H St. John's (NY)	3 1						
	33 H Marquette	3 0		161 H Xavier	3 0						
	163 A Providence	3 0		58 H Butler	3 2						
	163 A Providence	3 1		240 A DePaul	3 0						
	92 H Seton Hall	3 0		33 A Marquette	0 3						

Non-Div. I Games:

Creighton

Average RPI Win:	90	WON-LOST	WINNING	LAST 10	STRENGTH OF	OPP. STRENGTH	TEAM	ADJ	CONF.	ADJ CONF.		
Average RPI Loss:	27	RECORD	PCT. RANK	GAMES	SCHEDULE	OF SCHEDULE	RPI	RPI	RPI	RPI		
DIV. I ONLY		17- 6	.73913	48	6- 4	18	14	16	.66582	15	2	2
DIV. I NON-CONF.		7- 2	.77778	50	0- 0	136	61	58	.59186	58	2	2
<hr/>												
TOTALS	RPI 1-25	RPI 26-50		W-L RECORDS		RPI 51-100		RPI 101-150		RPI 150+		
17- 6	3- 4	6- 1		OVERALL		1- 0		2- 1		5- 0		
8- 2	1- 2	4- 0		HOME		0- 0		1- 0		2- 0		
5- 4	2- 2	1- 1		AWAY		1- 0		0- 1		1- 0		
4- 0	0- 0	1- 0		NEUTRAL		0- 0		1- 0		2- 0		
7- 2	0- 0	1- 1		NON-CONFERENCE		0- 0		2- 1		4- 0		
3- 0	0- 0	0- 0		HOME		0- 0		1- 0		2- 0		
0- 2	0- 0	0- 1		AWAY		0- 0		0- 1		0- 0		
4- 0	0- 0	1- 0		NEUTRAL		0- 0		1- 0		2- 0		
10- 4	3- 4	5- 0		CONFERENCE		1- 0		0- 0		1- 0		
5- 2	1- 2	4- 0		HOME		0- 0		0- 0		0- 0		
5- 2	2- 2	1- 0		AWAY		1- 0		0- 0		1- 0		
0- 0	0- 0	0- 0		NEUTRAL		0- 0		0- 0		0- 0		
<hr/>												
RPI S	Opponent	Score		RPI S	Opponent	Score		RPI S	Opponent	Score		
1 A	Penn St.	1	3	31 H	Ohio St.	3	0	82 A	Northwestern	3	0	
1 H	Penn St.	1	3	34 H	Michigan	3	1	107 N	Furman	3	0	
2 A	Minnesota	3	0	38 N	Auburn	3	0	108 A	Georgia Tech	1	3	
5 A	Nebraska	1	3	39 A	Notre Dame	0	3	128 H	A&M-Corpus Christi	3	0	
5 H	Nebraska	1	3	43 A	Maryland	3	0	151 H	San Diego St.	3	0	
10 A	Wisconsin	3	2	43 H	Maryland	3	0	154 N	Central Mich.	3	0	
10 H	Wisconsin	3	1	44 H	Iowa	3	1	179 H	Marshall	3	0	

Non-Div. I Games:

Michigan St.

Average RPI Win:	83	WON-LOST	WINNING	LAST 10	STRENGTH OF	OPP. STRENGTH	TEAM	ADJ	CONF.	ADJ CONF.	
Average RPI Loss:	14	RECORD	PCT. RANK	GAMES	SCHEDULE	OF SCHEDULE	RPI	RPI	RPI	RPI	
DIV. I ONLY		18- 7	.72 54	6- 4	11	11	17	.66424 16	1	1	
DIV. I NON-CONF.		9- 2	.81818 40	0- 0	19	42	11	.67065 12	1	1	
<hr/>											
TOTALS	RPI 1-25	RPI 26-50		W-L RECORDS	RPI 51-100		RPI 101-150		RPI 150+		
18- 7	3- 6	6- 1		OVERALL	3- 0		4- 0		2- 0		
8- 4	2- 4	4- 0		HOME	1- 0		1- 0		0- 0		
6- 3	1- 2	2- 1		AWAY	1- 0		1- 0		1- 0		
4- 0	0- 0	0- 0		NEUTRAL	1- 0		2- 0		1- 0		
<hr/>											
9- 2	1- 2	2- 0		NON-CONFERENCE	1- 0		3- 0		2- 0		
3- 1	1- 1	1- 0		HOME	0- 0		1- 0		0- 0		
2- 1	0- 1	1- 0		AWAY	0- 0		0- 0		1- 0		
4- 0	0- 0	0- 0		NEUTRAL	1- 0		2- 0		1- 0		
<hr/>											
9- 5	2- 4	4- 1		CONFERENCE	2- 0		1- 0		0- 0		
5- 3	1- 3	3- 0		HOME	1- 0		0- 0		0- 0		
4- 2	1- 1	1- 1		AWAY	1- 0		1- 0		0- 0		
0- 0	0- 0	0- 0		NEUTRAL	0- 0		0- 0		0- 0		
<hr/>											
RPI S	Opponent	Score		RPI S	Opponent	Score		RPI S	Opponent	Score	
4 A	Kentucky	2	3	26 H	UCLA	3	1	90 H	California	3	0
8 A	Washington	3	2	28 A	Oregon St.	1	3	93 N	Arkansas St.	3	0
8 H	Washington	1	3	28 H	Oregon St.	3	0	95 A	Arizona	3	1
9 A	Oregon	1	3	36 H	Missouri	3	0				
9 H	Oregon	2	3	42 A	Washington St.	3	1				
11 H	Colorado	3	1	42 H	Washington St.	3	0				
18 H	Southern California	2	3	49 A	Hawaii	3	1				
19 H	BYU	2	3								
21 H	San Diego	3	2								
<hr/>											
LAST 10 GAMES											
8 H Washington				1	3	26 H UCLA		3	1		
42 H Washington St.				3	0	119 A Arizona St.		3	1		
28 A Oregon St.				1	3	95 A Arizona		3	1		
9 A Oregon				1	3	42 A Washington St.		3	1		
18 H Southern California				2	3	8 A Washington		3	2		

Non-Div. I Games:

Utah

[illegible]

Non-Div. I Games:

Wichita St.

Average RPI Win:	74	WON-LOST RECORD	WINNING PCT. RANK	LAST 10 GAMES	STRENGTH OF SCHEDULE	OPP. STRENGTH OF SCHEDULE	TEAM RPI	ADJ RPI	CONF. RPI	ADJ CONF. RPI		
DIV. I ONLY		18- 7	.72	54	6- 4	28	6	23	.65623	18	1	1
DIV. I NON-CONF.		8- 3	.72727	69	0- 0	39	11	28	.64055	25	1	1
<hr/>												
TOTALS	RPI 1-25	RPI 26-50		W-L RECORDS		RPI 51-100		RPI 101-150		RPI 150+		
18- 7	3- 4	6- 2		OVERALL		4- 1		3- 0		2- 0		
8- 1	1- 1	3- 0		HOME		2- 0		1- 0		1- 0		
7- 4	2- 2	2- 1		AWAY		1- 1		1- 0		1- 0		
3- 2	0- 1	1- 1		NEUTRAL		1- 0		1- 0		0- 0		
8- 3	1- 1	2- 2		NON-CONFERENCE		2- 0		1- 0		2- 0		
2- 0	0- 0	1- 0		HOME		0- 0		0- 0		1- 0		
3- 1	1- 0	0- 1		AWAY		1- 0		0- 0		1- 0		
3- 2	0- 1	1- 1		NEUTRAL		1- 0		1- 0		0- 0		
10- 4	2- 3	4- 0		CONFERENCE		2- 1		2- 0		0- 0		
6- 1	1- 1	2- 0		HOME		2- 0		1- 0		0- 0		
4- 3	1- 2	2- 0		AWAY		0- 1		1- 0		0- 0		
0- 0	0- 0	0- 0		NEUTRAL		0- 0		0- 0		0- 0		
RPI	S	Opponent	Score	RPI	S	Opponent	Score	RPI	S	Opponent	Score	
4	N	Kentucky	1 3	26	A	UCLA	3 2	75	N	Yale	3 0	
7	H	Stanford	1 3	28	H	Oregon St.	3 1	89	A	Loyola Marymount	3 1	
8	A	Washington	2 3	34	H	Michigan	3 1	90	H	California	3 1	
8	H	Washington	3 0	42	A	Washington St.	3 0	95	A	Arizona	0 3	
11	A	Colorado	0 3	42	H	Washington St.	3 1	95	H	Arizona	3 2	
14	A	Creighton	3 0	43	A	Maryland	0 3					
16	A	Utah	3 2	45	N	Arkansas	3 2					
				46	N	UNI	1 3					
<hr/>												
				LAST 10 GAMES								
				95 H Arizona 3 2				11 A Colorado 0 3				
				119 H Arizona St. 3 1				7 H Stanford 1 3				
				42 A Washington St. 3 0				90 H California 3 1				
				8 A Washington 2 3				119 A Arizona St. 3 1				
				16 A Utah 3 2				95 A Arizona 0 3				

Non-Div. I Games:

Southern California

Average RPI Win:	119	WON-LOST	WINNING	LAST 10	STRENGTH OF	OPP. STRENGTH	TEAM	ADJ	CONF.	ADJ CONF.	
Average RPI Loss:	21	RECORD	PCT. RANK	GAMES	SCHEDULE	OF SCHEDULE	RPI	RPI	RPI	RPI	
DIV. I ONLY	23- 2	.92	7	9- 1	66	51	18	.65589	19	6	6
DIV. I NON-CONF.	11- 1	.91667	10	0- 0	66	38	14	.66505	16	6	6
<hr/>											
TOTALS	RPI 1-25	RPI 26-50		W-L RECORDS	RPI 51-100		RPI 101-150		RPI 150+		
23- 2	2- 2	3- 0		OVERALL	5- 0		9- 0		4- 0		
9- 1	0- 1	1- 0		HOME	1- 0		6- 0		1- 0		
11- 0	2- 0	1- 0		AWAY	3- 0		3- 0		2- 0		
3- 1	0- 1	1- 0		NEUTRAL	1- 0		0- 0		1- 0		
<hr/>											
11- 1	1- 1	3- 0		NON-CONFERENCE	1- 0		3- 0		3- 0		
4- 0	0- 0	1- 0		HOME	0- 0		2- 0		1- 0		
4- 0	1- 0	1- 0		AWAY	0- 0		1- 0		1- 0		
3- 1	0- 1	1- 0		NEUTRAL	1- 0		0- 0		1- 0		
<hr/>											
12- 1	1- 1	0- 0		CONFERENCE	4- 0		6- 0		1- 0		
5- 1	0- 1	0- 0		HOME	1- 0		4- 0		0- 0		
7- 0	1- 0	0- 0		AWAY	3- 0		2- 0		1- 0		
0- 0	0- 0	0- 0		NEUTRAL	0- 0		0- 0		0- 0		
<hr/>											
RPI S	Opponent	Score		RPI S	Opponent	Score		RPI S	Opponent	Score	
16 A	Utah	3	2	31 H	Ohio St.	3	1	86 N	Sacramento St.	3	0
20 N	Baylor	2	3	36 N	Missouri	3	1	89 A	Loyola Marymount	3	2
21 A	San Diego	3	1	49 A	Hawaii	3	2	94 A	Santa Clara	3	0
21 H	San Diego	1	3					99 A	Pepperdine	3	0
								99 H	Pepperdine	3	1
		</									

Non-Div. I Games:

BYU

Average RPI Win:		108	WON-LOST RECORD		WINNING PCT. RANK		LAST 10 GAMES		STRENGTH OF SCHEDULE		OPP. STRENGTH OF SCHEDULE		TEAM RPI		ADJ RPI		CONF. RPI		ADJ CONF. RPI	
DIV. I ONLY			19- 4		.82609 22		9- 1		42		42		19		.65336 21		6		6	
DIV. I NON-CONF.			7- 3		.7 77		0- 0		17		6		22		.65296 22		6		6	
TOTALS		RPI 1-25		RPI 26-50		W-L RECORDS		RPI 51-100		RPI 101-150		RPI 150+								
19- 4		1- 3		3- 1		OVERALL		5- 0		8- 0		2- 0								
8- 2		0- 2		0- 0		HOME		2- 0		5- 0		1- 0								
8- 1		1- 1		1- 0		AWAY		3- 0		2- 0		1- 0								
3- 1		0- 0		2- 1		NEUTRAL		0- 0		1- 0		0- 0								
7- 3		0- 2		3- 1		NON-CONFERENCE		1- 0		2- 0		1- 0								
3- 1		0- 1		0- 0		HOME		1- 0		1- 0		1- 0								
1- 1		0- 1		1- 0		AWAY		0- 0		0- 0		0- 0								
3- 1		0- 0		2- 1		NEUTRAL		0- 0		1- 0		0- 0								
12- 1		1- 1		0- 0		CONFERENCE		4- 0		6- 0		1- 0								
5- 1		0- 1		0- 0		HOME		1- 0		4- 0		0- 0								
7- 0		1- 0		0- 0		AWAY		3- 0		2- 0		1- 0								
0- 0		0- 0		0- 0		NEUTRAL		0- 0		0- 0		0- 0								
RPI	S	Opponent		Score		RPI	S	Opponent		Score		RPI	S	Opponent		Score				
6	H	Texas		1	3	26	N	UCLA		0	3	77	H	Villanova		3	0			
16	A	Utah		2	3	33	N	Marquette		3	0	89	A	Loyola Marymount		3	0			
19	A	BYU		3	1	36	N	Missouri		3	0	89	H	Loyola Marymount		3	0			
19	H	BYU		1	3	49	A	Hawaii		3	0	94	A	Santa Clara		3	0			
												99	A	Pepperdine		3	2			

Non-Div. I Games:

San Diego

Average RPI Win:		111	WON-LOST RECORD		WINNING PCT. RANK		LAST 10 GAMES		STRENGTH OF SCHEDULE		OPP. STRENGTH OF SCHEDULE		TEAM RPI	ADJ RPI		CONF. RPI	ADJ CONF. RPI		
DIV. I ONLY			18- 6		.75 44		9- 1		27		30		22	.6502 22		5	5		
DIV. I NON-CONF.			6- 4		.6 119		0- 0		10		20		32	.63156 34		5	5		
TOTALS		RPI 1-25		RPI 26-50		W-L RECORDS		RPI 51-100		RPI 101-150		RPI 150+							
18- 6		0- 4		7- 1		OVERALL		3- 1		1- 0		7- 0							
9- 1		0- 1		5- 0		HOME		1- 0		1- 0		2- 0							
7- 4		0- 2		2- 1		AWAY		1- 1		0- 0		4- 0							
2- 1		0- 1		0- 0		NEUTRAL		1- 0		0- 0		1- 0							
6- 4		0- 4		1- 0		NON-CONFERENCE		2- 0		0- 0		3- 0							
3- 1		0- 1		1- 0		HOME		1- 0		0- 0		1- 0							
1- 2		0- 2		0- 0		AWAY		0- 0		0- 0		1- 0							
2- 1		0- 1		0- 0		NEUTRAL		1- 0		0- 0		1- 0							
12- 2		0- 0		6- 1		CONFERENCE		1- 1		1- 0		4- 0							
6- 0		0- 0		4- 0		HOME		0- 0		1- 0		1- 0							
6- 2		0- 0		2- 1		AWAY		1- 1		0- 0		3- 0							
0- 0		0- 0		0- 0		NEUTRAL		0- 0		0- 0		0- 0							
RPI S	Opponent		Score		RPI S	Opponent		Score		RPI S	Opponent		Score		RPI S	Opponent		Score	
2 N	Minnesota		1	3	27 H	Pittsburgh		3	2	52 A	North Carolina		2	3	108 H	Georgia Tech		3	0
4 A	Kentucky		0	3	30 A	Miami (FL)		1	3	56 H	Kennesaw St.		3	0	168 A	Wake Forest		3	0
10 A	Wisconsin		0	3	30 H	Miami (FL)		3	0	68 N	UC Irvine		3	0	178 A	Virginia Tech		3	1
23 H	Illinois		0	3	32 H	Western Ky.		3	1	73 A	Duke		3	2	193 A	Virginia		3	1
					39 A	Notre Dame		3	2						201 A	UNLV		3	0
					39 H	Notre Dame		3	2						222 H	Kent St.		3	0
					41 A	Florida St.		3	0						234 N	Weber St.		3	1
					41 H	Florida St.		3	0						255 H	Clemson		3	0
LAST 10 GAMES																			
					73 A	Duke		3	2	30 A	Miami (FL)		1	3					
					168 A	Wake Forest		3	0	108 H	Georgia Tech		3	0					
					27 H	Pittsburgh		3	2	255 H	Clemson		3	0					
					39 A	Notre Dame		3	2	193 A	Virginia		3	1					
					41 A	Florida St.		3	0	178 A	Virginia Tech		3	1					

Non-Div. I Games:

Louisville

Average RPI Win: 117		WON-LOST	WINNING	LAST 10	STRENGTH OF		OPP. STRENGTH	TEAM	ADJ	CONF.	ADJ CONF.
Average RPI Loss: 7		RECORD	PCT. RANK	GAMES	SCHEDULE		OF SCHEDULE	RPI	RPI	RPI	RPI
DIV. I ONLY		18-7	.72	54	22		23	24	.64833	23	2
DIV. I NON-CONF.		9-2	.81818	40	53		62	24	.64454	24	2
TOTALS		RPI 1-25	RPI 26-50		W-L RECORDS		RPI 51-100		RPI 101-150		RPI 150+
18-7		1-7	5-0		OVERALL		3-0		3-0		6-0
5-4		0-4	3-0		HOME		1-0		1-0		0-0
7-3		1-3	1-0		AWAY		2-0		1-0		2-0
6-0		0-0	1-0		NEUTRAL		0-0		1-0		4-0
9-2		1-2	1-0		NON-CONFERENCE		1-0		1-0		5-0
0-2		0-2	0-0		HOME		0-0		0-0		0-0
3-0		1-0	0-0		AWAY		1-0		0-0		1-0
6-0		0-0	1-0		NEUTRAL		0-0		1-0		4-0
9-5		0-5	4-0		CONFERENCE		2-0		2-0		1-0
5-2		0-2	3-0		HOME		1-0		1-0		0-0
4-3		0-3	1-0		AWAY		1-0		1-0		1-0
0-0		0-0	0-0		NEUTRAL		0-0		0-0		0-0
RPI S	Opponent	Score	RPI S	Opponent	Score	RPI S	Opponent	Score	RPI S	Opponent	Score
1 A	Penn St.	0 3	31 H	Ohio St.	3 0	51 A	Missouri St.	3 2	120 A	Indiana	3 0
1 H	Penn St.	0 3	32 N	Western Ky.	3 0	82 A	Northwestern	3 0	120 H	Indiana	3 1
2 A	Minnesota	2 3	34 H	Michigan	3 2	82 H	Northwestern	3 0	142 N	Gonzaga	3 0
5 A	Nebraska	1 3	43 H	Maryland	3 0				198 N	Chattanooga	3 1
7 H	Stanford	0 3	44 A	Iowa	3 2				202 N	Air Force	3 0
11 H	Colorado	2 3							218 A	Montana St.	3 1
22 A	Louisville	3 0							221 A	Rutgers	3 0
25 H	Purdue	0 3							222 N	Kent St.	3 0
									248 N	Tennessee St.	3 0
			LAST 10 GAMES								
			34 H	Michigan	3 2	44 A	Iowa	3 2			
			82 H	Northwestern	3 0	43 H	Maryland	3 0			
			1 H	Penn St.	0 3	31 H	Ohio St.	3 0			
			2 A	Minnesota	2 3	120 H	Indiana	3 1			
			5 A	Nebraska	1 3	25 H	Purdue	0 3			

Non-Div. I Games:

Illinois

Average RPI Win:		139	WON-LOST RECORD		WINNING PCT. RANK	LAST 10 GAMES		STRENGTH OF SCHEDULE	OPP. STRENGTH OF SCHEDULE	TEAM RPI	ADJ RPI	CONF. RPI	ADJ CONF. RPI				
Average RPI Loss:		9															
DIV. I ONLY			22- 2		.91667	9		10- 0	81	63	21	.64477	24	9	9		
DIV. I NON-CONF.			10- 2		.83333	30		0- 0	36	26	17	.66429	17	8	8		
TOTALS		RPI 1-25		RPI 26-50		W-L RECORDS		RPI 51-100		RPI 101-150		RPI 150+					
22- 2		1- 2		3- 0		OVERALL		4- 0		3- 0		11- 0					
6- 0		0- 0		1- 0		HOME		0- 0		0- 0		5- 0					
9- 2		0- 2		1- 0		AWAY		1- 0		2- 0		5- 0					
7- 0		1- 0		1- 0		NEUTRAL		3- 0		1- 0		1- 0					
10- 2		1- 2		1- 0		NON-CONFERENCE		3- 0		2- 0		3- 0					
0- 0		0- 0		0- 0		HOME		0- 0		0- 0		0- 0					
3- 2		0- 2		0- 0		AWAY		0- 0		1- 0		2- 0					
7- 0		1- 0		1- 0		NEUTRAL		3- 0		1- 0		1- 0					
12- 0		0- 0		2- 0		CONFERENCE		1- 0		1- 0		8- 0					
6- 0		0- 0		1- 0		HOME		0- 0		0- 0		5- 0					
6- 0		0- 0		1- 0		AWAY		1- 0		1- 0		3- 0					
0- 0		0- 0		0- 0		NEUTRAL		0- 0		0- 0		0- 0					
RPI	S	Opponent		Score		RPI	S	Opponent		Score		RPI	S	Opponent		Score	
8	A	Washington		0	3	49	A	Hawaii		3	2	53	N	Dayton		3	0
9	A	Oregon		0	3	49	H	Hawaii		3	2	68	A	UC Irvine		3	0
17	N	Wichita St.		3	2	50	N	High Point		3	0	87	N	North Dakota		3	0
												94	N	Santa Clara		3	0

Non-Div. I Games:

Cal Poly

Average RPI Win: 106		WON-LOST	WINNING	LAST 10	STRENGTH OF		OPP. STRENGTH	TEAM	ADJ	CONF.	ADJ CONF.
Average RPI Loss: 14		RECORD	PCT. RANK	GAMES	SCHEDULE		OF SCHEDULE	RPI	RPI	RPI	RPI
DIV. I ONLY		18- 7	.72	54	25		17	25	.64282	25	2
DIV. I NON-CONF.		10- 1	.90909	15	49		47	12	.66888	13	2
TOTALS		RPI 1-25	RPI 26-50		W-L RECORDS		RPI 51-100		RPI 101-150		RPI 150+
18- 7		2- 5	2- 2		OVERALL		6- 0		4- 0		4- 0
8- 3		0- 2	0- 1		HOME		4- 0		2- 0		2- 0
6- 4		1- 3	2- 1		AWAY		2- 0		1- 0		0- 0
4- 0		1- 0	0- 0		NEUTRAL		0- 0		1- 0		2- 0
10- 1		1- 1	0- 0		NON-CONFERENCE		4- 0		2- 0		3- 0
5- 0		0- 0	0- 0		HOME		3- 0		1- 0		1- 0
1- 1		0- 1	0- 0		AWAY		1- 0		0- 0		0- 0
4- 0		1- 0	0- 0		NEUTRAL		0- 0		1- 0		2- 0
8- 6		1- 4	2- 2		CONFERENCE		2- 0		2- 0		1- 0
3- 3		0- 2	0- 1		HOME		1- 0		1- 0		1- 0
5- 3		1- 2	2- 1		AWAY		1- 0		1- 0		0- 0
0- 0		0- 0	0- 0		NEUTRAL		0- 0		0- 0		0- 0
RPI S	Opponent	Score	RPI S	Opponent	Score	RPI S	Opponent	Score	RPI S	Opponent	Score
1 H	Penn St.	1 3	31 A	Ohio St.	3 0	54 H	Alabama	3 0	112 H	Oral Roberts	3 0
2 A	Minnesota	0 3	31 H	Ohio St.	1 3	71 H	Miami (OH)	3 0	120 A	Indiana	3 0
5 A	Nebraska	1 3	43 A	Maryland	2 3	82 A	Northwestern	3 0	120 H	Indiana	3 0
5 H	Nebraska	1 3	44 A	Iowa	3 2	82 H	Northwestern	3 0	136 N	Jacksonville	3 0
12 A	Kansas	1 3				84 A	Wyoming	3 2	153 N	Belmont	3 0
14 N	Creighton	3 1				85 H	Cleveland St.	3 0	205 N	Eastern Mich.	3 0
23 A	Illinois	3 0							221 H	Rutgers	3 0
									262 H	Loyola Chicago	3 0
LAST 10 GAMES											
44 A	Iowa	3 2	1 H	Penn St.	1 3						
5 A	Nebraska	1 3	5 H	Nebraska	1 3						
43 A	Maryland	2 3	2 A	Minnesota	0 3						
31 A	Ohio St.	3 0	82 A	Northwestern	3 0						
221 H	Rutgers	3 0	23 A	Illinois	3 0						

Non-Div. I Games:

Purdue

UCLA		Average RPI Win:	87	WON-LOST RECORD	WINNING PCT. RANK	LAST 10 GAMES	STRENGTH OF SCHEDULE	OPP. STRENGTH OF SCHEDULE	TEAM RPI	ADJ RPI	CONF. RPI	ADJ CONF. RPI
DIV. I ONLY		Average RPI Loss:	14	15- 8	.65217 88	6- 4	20	5	27	.64246 26	1	1
DIV. I NON-CONF.				7- 2	.77778 50	0- 0	15	18	13	.67175 11	1	1
TOTALS		RPI 1-25		RPI 26-50		W-L RECORDS		RPI 51-100		RPI 101-150		RPI 150+
15- 8		3- 7		3- 1		OVERALL		4- 0		3- 0		2- 0
6- 3		1- 3		1- 0		HOME		3- 0		1- 0		0- 0
6- 5		1- 4		1- 1		AWAY		1- 0		2- 0		1- 0
3- 0		1- 0		1- 0		NEUTRAL		0- 0		0- 0		1- 0
7- 2		1- 2		2- 0		NON-CONFERENCE		1- 0		1- 0		2- 0
1- 0		0- 0		0- 0		HOME		1- 0		0- 0		0- 0
3- 2		0- 2		1- 0		AWAY		0- 0		1- 0		1- 0
3- 0		1- 0		1- 0		NEUTRAL		0- 0		0- 0		1- 0
8- 6		2- 5		1- 1		CONFERENCE		3- 0		2- 0		0- 0
5- 3		1- 3		1- 0		HOME		2- 0		1- 0		0- 0
3- 3		1- 2		0- 1		AWAY		1- 0		1- 0		0- 0
0- 0		0- 0		0- 0		NEUTRAL		0- 0		0- 0		0- 0
RPI S	Opponent	Score	RPI S	Opponent	Score	RPI S	Opponent	Score	RPI S	Opponent	Score	
5 A	Nebraska	0 3	33 N	Marquette	3 1	89 H	Loyola Marymount	3 0	119 A	Arizona St.	3 1	
5 A	Nebraska	0 3	42 A	Washington St.	2 3	90 H	California	3 0	119 H	Arizona St.	3 0	
7 H	Stanford	1 3	42 H	Washington St.	3 1	95 A	Arizona	3 0	122 A	New Mexico St.	3 0	
8 A	Washington	0 3	49 A	Hawaii	3 2	95 H	Arizona	3 1	201 N	UNLV	3 0	
8 H	Washington	1 3							217 A	Long Beach St.	3 1	
9 H	Oregon	3 1										
11 A	Colorado	3 2										
16 A	Utah	1 3										
18 H	Southern California	2 3										
21 N	San Diego	3 0										
LAST 10 GAMES												
			119 H	Arizona St.	3 0	16 A	Utah	1 3				
			95 H	Arizona	3 1	90 H	California	3 0				
			8 A	Washington	0 3	7 H	Stanford	1 3				
			42 A	Washington St.	2 3	119 A	Arizona St.	3 1				
			11 A	Colorado	3 2	95 A	Arizona	3 0				

Non-Div. I Games:

UCLA

Average RPI Win: 116		WON-LOST	WINNING	LAST 10	STRENGTH OF		OPP. STRENGTH	TEAM	ADJ	CONF.	ADJ CONF.
Average RPI Loss: 21		RECORD	PCT. RANK	GAMES	SCHEDULE		OF SCHEDULE	RPI	RPI	RPI	RPI
DIV. I ONLY		19- 6	.76	40	8- 2		38	35	26	.63902	27
DIV. I NON-CONF.		7- 4	.63636	99	0- 0		33	28	42	.61285	43
TOTALS		RPI 1-25	RPI 26-50		W-L RECORDS		RPI 51-100		RPI 101-150		RPI 150+
19- 6		0- 4	5- 2		OVERALL		4- 0		4- 0		6- 0
10- 1		0- 0	2- 1		HOME		2- 0		1- 0		5- 0
6- 3		0- 2	3- 1		AWAY		1- 0		1- 0		1- 0
3- 2		0- 2	0- 0		NEUTRAL		1- 0		2- 0		0- 0
7- 4		0- 3	0- 1		NON-CONFERENCE		3- 0		2- 0		2- 0
3- 0		0- 0	0- 0		HOME		1- 0		0- 0		2- 0
1- 2		0- 1	0- 1		AWAY		1- 0		0- 0		0- 0
3- 2		0- 2	0- 0		NEUTRAL		1- 0		2- 0		0- 0
12- 2		0- 1	5- 1		CONFERENCE		1- 0		2- 0		4- 0
7- 1		0- 0	2- 1		HOME		1- 0		1- 0		3- 0
5- 1		0- 1	3- 0		AWAY		0- 0		1- 0		1- 0
0- 0		0- 0	0- 0		NEUTRAL		0- 0		0- 0		0- 0
RPI S	Opponent	Score	RPI S	Opponent	Score	RPI S	Opponent	Score	RPI S	Opponent	Score
8 A	Washington	0 3	30 A	Miami (FL)	3 1	52 H	North Carolina	3 0	116 A	Syracuse	3 0
13 N	Iowa St.	2 3	30 H	Miami (FL)	3 1	53 A	Dayton	3 0	116 H	Syracuse	3 1
14 N	Creighton	0 3	32 A	Western Ky.	2 3	85 H	Cleveland St.	3 0	146 N	Saint Louis	3 0
22 A	Louisville	2 3	37 H	NC State	1 3	97 N	ETSU	3 1	147 N	Saint Mary's (CA)	3 2
			39 A	Notre Dame	3 0				178 H	Virginia Tech	3 0
			41 A	Florida St.	3 1				192 H	UC Santa Barbara	3 0
			41 H	Florida St.	3 0				193 H	Virginia	3 0
									195 H	Eastern Ky.	3 0
									231 A	Boston College	3 0
									231 H	Boston College	3 1
			LAST 10 GAMES								
			41 H	Florida St.	3 0	52 H	North Carolina	3 0			
			30 H	Miami (FL)	3 1	231 A	Boston College	3 0			
			39 A	Notre Dame	3 0	116 A	Syracuse	3 0			
			22 A	Louisville	2 3	30 A	Miami (FL)	3 1			
			37 H	NC State	1 3	41 A	Florida St.	3 1			

Non-Div. I Games:

Pittsburgh

Average RPI Win: 125		WON-LOST RECORD		WINNING PCT. RANK		LAST 10 GAMES		STRENGTH OF SCHEDULE		OPP. STRENGTH OF SCHEDULE		TEAM RPI		ADJ RPI		CONF. RPI		ADJ CONF. RPI	
DIV. I ONLY		17- 9		.65385 85		7- 3		13		40		29		.62971 28		1		1	
DIV. I NON-CONF.		10- 2		.83333 30		0- 0		57		147		30		.63167 33		1		1	
TOTALS		RPI 1-25		RPI 26-50		W-L RECORDS		RPI 51-100		RPI 101-150		RPI 150+							
17- 9		2- 8		1- 0		OVERALL		4- 1		5- 0		5- 0							
7- 2		1- 2		0- 0		HOME		3- 0		3- 0		0- 0							
5- 6		1- 5		1- 0		AWAY		1- 1		2- 0		0- 0							
5- 1		0- 1		0- 0		NEUTRAL		0- 0		0- 0		5- 0							
10- 2		0- 1		0- 0		NON-CONFERENCE		1- 1		4- 0		5- 0							
3- 0		0- 0		0- 0		HOME		1- 0		2- 0		0- 0							
2- 1		0- 0		0- 0		AWAY		0- 1		2- 0		0- 0							
5- 1		0- 1		0- 0		NEUTRAL		0- 0		0- 0		5- 0							
7- 7		2- 7		1- 0		CONFERENCE		3- 0		1- 0		0- 0							
4- 2		1- 2		0- 0		HOME		2- 0		1- 0		0- 0							
3- 5		1- 5		1- 0		AWAY		1- 0		0- 0		0- 0							
0- 0		0- 0		0- 0		NEUTRAL		0- 0		0- 0		0- 0							
RPI S	Opponent		Score		RPI S	Opponent		Score		RPI S	Opponent		Score		RPI S	Opponent		Score	
2 N	Minnesota		1	3	42 A	Washington St.		3	2	55 A	North Texas		0	3	101 A	Boise St.		3	0
7 A	Stanford		0	3						90 A	California		3	0	109 H	Pacific		3	1
7 H	Stanford		0	3						90 H	California		3	0	119 H	Arizona St.		3	1
8 A	Washington		3	2						95 H	Arizona		3	0	123 H	Idaho		3	0
9 A	Oregon		0	3						100 H	Kansas St.		3	0	129 A	Portland		3	1
11 A	Colorado		2	3											155 N	Campbell		3	0
11 H	Colorado		1	3											206 N	Alabama St.		3	0
16 A	Utah		0	3											220 N	Idaho St.		3	0
16 H	Utah		3	1											247 N	Fresno St.		3	0
18 A	Southern California		1	3											268 N	New Orleans		3	0
LAST 10 GAMES																			
	90 A California		3	0		95 H Arizona		3	0		42 A Washington St.		3	2		8 A Washington		3	2
	7 A Stanford		0	3		7 H Stanford		0	3		90 H California		3	0					
	11 H Colorado		1	3															
	16 H Utah		3	1															
	119 H Arizona St.		3	1															

Non-Div. I Games:

Oregon St.

Average RPI Win: 144		WON-LOST	WINNING	LAST 10	STRENGTH OF		OPP. STRENGTH	TEAM	ADJ	CONF.	ADJ CONF.
Average RPI Loss: 42		RECORD	PCT. RANK	GAMES	SCHEDULE		OF SCHEDULE	RPI	RPI	RPI	RPI
DIV. I ONLY		24- 2	.92308	5	117		71	28	.62818	29	11
DIV. I NON-CONF.		10- 2	.83333	30	119		36	40	.61697	39	10
TOTALS		RPI 1-25	RPI 26-50	W-L RECORDS	RPI 51-100		RPI 101-150		RPI 150+		
24- 2	0- 1		2- 0	OVERALL	3- 1		5- 0		14- 0		
15- 2	0- 1		1- 0	HOME	1- 1		4- 0		9- 0		
7- 0	0- 0		1- 0	AWAY	1- 0		1- 0		4- 0		
2- 0	0- 0		0- 0	NEUTRAL	1- 0		0- 0		1- 0		
10- 2	0- 1		2- 0	NON-CONFERENCE	1- 1		2- 0		5- 0		
7- 2	0- 1		1- 0	HOME	0- 1		2- 0		4- 0		
1- 0	0- 0		1- 0	AWAY	0- 0		0- 0		0- 0		
2- 0	0- 0		0- 0	NEUTRAL	1- 0		0- 0		1- 0		
14- 0	0- 0		0- 0	CONFERENCE	2- 0		3- 0		9- 0		
8- 0	0- 0		0- 0	HOME	1- 0		2- 0		5- 0		
6- 0	0- 0		0- 0	AWAY	1- 0		1- 0		4- 0		
0- 0	0- 0		0- 0	NEUTRAL	0- 0		0- 0		0- 0		
RPI S	Opponent	Score	RPI S	Opponent	Score	RPI S	Opponent	Score	RPI S	Opponent	Score
11 H	Colorado	2 3	34 H	Michigan	3 0	64 N	TCU	3 2	101 A	Boise St.	3 2
			41 A	Florida St.	3 0	73 H	Duke	2 3	101 H	Boise St.	3 0
						84 A	Wyoming	3 0	104 H	UCF	3 1
						84 H	Wyoming	3 1	115 H	Ball St.	3 1
									139 H	San Jose St.	3 0
									158 A	New Mexico	3 2
									158 H	New Mexico	3 0
									161 H	Xavier	3 0
									167 A	Utah St.	3 0
									167 H	Utah St.	3 0
									177 H	Albany (NY)	3 0
									181 H	Northern Colo.	3 0
									196 N	UNC Asheville	3 0
									201 A	UNLV	3 0
									201 H	UNLV	3 0
									202 A	Air Force	3 0
									202 H	Air Force	3 0
									208 H	Nevada	3 0
									220 H	Idaho St.	3 0
			LAST 10 GAMES								
			101 H	Boise St.	3 0	201 A	UNLV	3 0			
			167 H	Utah St.	3 0	208 H	Nevada	3 0			
			202 H	Air Force	3 0	139 H	San Jose St.	3 0			
			84 H	Wyoming	3 1	167 A	Utah St.	3 0			
			158 A	New Mexico	3 2	101 A	Boise St.	3 2			

Non-Div. I Games:

Colorado St.

Average RPI Win: 122		WON-LOST	WINNING	LAST 10	STRENGTH OF		OPP. STRENGTH	TEAM	ADJ	CONF.	ADJ CONF.
Average RPI Loss: 31		RECORD	PCT. RANK	GAMES	SCHEDULE		OF SCHEDULE	RPI	RPI	RPI	RPI
DIV. I ONLY		15-5	.75	44	6-4		49	47	30	.62464	30
DIV. I NON-CONF.		6-0	1	1	0-0		149	179	31	.62995	35
TOTALS		RPI 1-25	RPI 26-50		W-L RECORDS		RPI 51-100		RPI 101-150		RPI 150+
15-5		1-1	3-4		OVERALL		3-0		3-0		5-0
6-2		1-0	2-2		HOME		1-0		0-0		2-0
5-3		0-1	1-2		AWAY		1-0		2-0		1-0
4-0		0-0	0-0		NEUTRAL		1-0		1-0		2-0
6-0		0-0	0-0		NON-CONFERENCE		1-0		3-0		2-0
0-0		0-0	0-0		HOME		0-0		0-0		0-0
2-0		0-0	0-0		AWAY		0-0		2-0		0-0
4-0		0-0	0-0		NEUTRAL		1-0		1-0		2-0
9-5		1-1	3-4		CONFERENCE		2-0		0-0		3-0
6-2		1-0	2-2		HOME		1-0		0-0		2-0
3-3		0-1	1-2		AWAY		1-0		0-0		1-0
0-0		0-0	0-0		NEUTRAL		0-0		0-0		0-0
RPI S	Opponent	Score	RPI S	Opponent	Score	RPI S	Opponent	Score	RPI S	Opponent	Score
22 A	Louisville	0 3	27 A	Pittsburgh	1 3	52 H	North Carolina	3 0	104 N	UCF	3 0
22 H	Louisville	3 1	27 H	Pittsburgh	1 3	73 A	Duke	3 2	125 A	FGCU	3 0
			37 H	NC State	3 0	98 N	Fla. Atlantic	3 2	134 A	Southern Miss.	3 2
			39 A	Notre Dame	3 1				168 A	Wake Forest	3 0
			39 H	Notre Dame	2 3				178 H	Virginia Tech	3 1
			41 A	Florida St.	0 3				193 H	Virginia	3 2
			41 H	Florida St.	3 0				249 N	Little Rock	3 1
									315 N	Nicholls St.	3 0
LAST 10 GAMES											
			27 A	Pittsburgh	1 3	22 H	Louisville	3 1			
			41 H	Florida St.	3 0	168 A	Wake Forest	3 0			
			52 H	North Carolina	3 0	73 A	Duke	3 2			
			37 H	NC State	3 0	27 H	Pittsburgh	1 3			
			39 H	Notre Dame	2 3	41 A	Florida St.	0 3			

Non-Div. I Games:

Miami (FL)

Average RPI Win: 99		WON-LOST	WINNING	LAST 10	STRENGTH OF		OPP. STRENGTH	TEAM	ADJ		CONF.	ADJ CONF.
Average RPI Loss: 23		RECORD	PCT. RANK	GAMES	SCHEDULE		OF SCHEDULE	RPI	RPI		RPI	RPI
DIV. I ONLY		13- 12	.52	151	4		18	33	.62258		31	2
DIV. I NON-CONF.		7- 4	.63636	99	12		57	33	.63277		31	2
TOTALS		RPI 1-25	RPI 26-50		W-L RECORDS		RPI 51-100		RPI 101-150		RPI 150+	
13- 12		2- 7	2- 4		OVERALL		3- 1		4- 0		2- 0	
8- 6		0- 3	2- 2		HOME		2- 1		2- 0		2- 0	
3- 6		2- 4	0- 2		AWAY		1- 0		0- 0		0- 0	
2- 0		0- 0	0- 0		NEUTRAL		0- 0		2- 0		0- 0	
7- 4		0- 1	1- 2		NON-CONFERENCE		2- 1		3- 0		1- 0	
5- 2		0- 0	1- 1		HOME		2- 1		1- 0		1- 0	
0- 2		0- 1	0- 1		AWAY		0- 0		0- 0		0- 0	
2- 0		0- 0	0- 0		NEUTRAL		0- 0		2- 0		0- 0	
6- 8		2- 6	1- 2		CONFERENCE		1- 0		1- 0		1- 0	
3- 4		0- 3	1- 1		HOME		0- 0		1- 0		1- 0	
3- 4		2- 3	0- 1		AWAY		1- 0		0- 0		0- 0	
0- 0		0- 0	0- 0		NEUTRAL		0- 0		0- 0		0- 0	
RPI S	Opponent	Score	RPI S	Opponent	Score	RPI S	Opponent	Score	RPI S	Opponent	Score	
1 H	Penn St.	2 3	32 H	Western Ky.	0 3	51 H	Missouri St.	1 3	120 H	Indiana	3 0	
2 A	Minnesota	0 3	34 A	Michigan	1 3	53 H	Dayton	3 0	132 H	Oakland	3 1	
2 H	Minnesota	0 3	34 H	Michigan	1 3	80 H	Lipscomb	3 0	146 N	Saint Louis	3 1	
10 A	Wisconsin	3 2	39 A	Notre Dame	1 3	82 A	Northwestern	3 0	149 N	UTRGV	3 0	
15 A	Michigan St.	0 3	39 H	Notre Dame	3 0				187 H	Northern Ill.	3 1	
19 A	BYU	1 3	43 H	Maryland	3 0				221 H	Rutgers	3 0	
23 A	Illinois	0 3										
25 A	Purdue	3 1										
25 H	Purdue	0 3										
LAST 10 GAMES												
2 A	Minnesota	0 3	2 H	Minnesota	0 3							
10 A	Wisconsin	3 2	82 A	Northwestern	3 0							
120 H	Indiana	3 0	23 A	Illinois	0 3							
25 H	Purdue	0 3	221 H	Rutgers	3 0							
34 H	Michigan	1 3	1 H	Penn St.	2 3							

Non-Div. I Games:

Ohio St.

Average RPI Win:	164	WON-LOST RECORD	WINNING PCT. RANK	LAST 10 GAMES	STRENGTH OF SCHEDULE	OPP. STRENGTH OF SCHEDULE	TEAM RPI	ADJ RPI	CONF. RPI	ADJ CONF. RPI	
Average RPI Loss:	23										
DIV. I ONLY	27- 2	.93103	3	10- 0	166	80	31	.61962	32	13	13
DIV. I NON-CONF.	14- 2	.875	21	1- 0	99	29	27	.63675	27	15	15
<hr/>											
TOTALS	RPI 1-25	RPI 26-50		W-L RECORDS	RPI 51-100		RPI 101-150		RPI 150+		
27- 2	0- 2	2- 0		OVERALL	7- 0		3- 0		15- 0		
12- 0	0- 0	1- 0		HOME	2- 0		3- 0		6- 0		
10- 1	0- 1	1- 0		AWAY	4- 0		0- 0		5- 0		
5- 1	0- 1	0- 0		NEUTRAL	1- 0		0- 0		4- 0		
<hr/>											
14- 2	0- 2	2- 0		NON-CONFERENCE	5- 0		1- 0		6- 0		
5- 0	0- 0	1- 0		HOME	2- 0		1- 0		1- 0		
4- 1	0- 1	1- 0		AWAY	2- 0		0- 0		1- 0		
5- 1	0- 1	0- 0		NEUTRAL	1- 0		0- 0		4- 0		
<hr/>											
13- 0	0- 0	0- 0		CONFERENCE	2- 0		2- 0		9- 0		
7- 0	0- 0	0- 0		HOME	0- 0		2- 0		5- 0		
6- 0	0- 0	0- 0		AWAY	2- 0		0- 0		4- 0		
0- 0	0- 0	0- 0		NEUTRAL	0- 0		0- 0		0- 0		
<hr/>											
RPI S	Opponent	Score		RPI S	Opponent	Score		RPI S	Opponent	Score	
22 A	Louisville	1	3	27 H	Pittsburgh	3	2	53 N	Dayton	3	1
23 N	Illinois	0	3	31 A	Ohio St.	3	0	57 H	Austin Peay	3	0
								66 A	Rice	3	0
								71 A	Miami (OH)	3	1
								80 A	Lipscomb	3	0
								97 H	ETSU	3	1
								98 A	Fla. Atlantic	3	2
								106 H UTSA			
								134 H Southern Miss.			
								146 H Saint Louis			
								153 A Belmont			
								173 N Northern Ariz.			
								179 H Marshall			
								187 N Northern Ill.			
								189 A Charlotte			
								222 N Kent St.			
								245 A UAB			
								245 H UAB			
								246 N Southern Ill.			
								248 H Tennessee St.			
								270 H UTEP			
								272 A Middle Tenn.			
								272 H Middle Tenn.			
								278 A FIU			
								281 H Louisiana Tech			

Non-Div. I Games:

Western Ky.

Average RPI Win:	135	WON-LOST RECORD	WINNING PCT. RANK	LAST 10 GAMES	STRENGTH OF SCHEDULE	OPP. STRENGTH OF SCHEDULE	TEAM RPI	ADJ RPI	CONF. RPI	ADJ CONF. RPI	
Average RPI Loss:	28										
DIV. I ONLY	18- 8	.69231	69	7- 3	34	49	32	.61937	33	7	7
DIV. I NON-CONF.	6- 5	.54545	141	0- 0	18	17	46	.60613	46	7	7
<hr/>											
TOTALS	RPI 1-25	RPI 26-50		W-L RECORDS	RPI 51-100		RPI 101-150		RPI 150+		
18- 8	1- 5	1- 1		OVERALL	4- 2		4- 0		8- 0		
7- 2	1- 1	0- 0		HOME	1- 1		1- 0		4- 0		
9- 3	0- 2	1- 0		AWAY	2- 1		2- 0		4- 0		
2- 3	0- 2	0- 1		NEUTRAL	1- 0		1- 0		0- 0		
<hr/>											
6- 5	0- 4	1- 1		NON-CONFERENCE	1- 0		2- 0		2- 0		
1- 1	0- 1	0- 0		HOME	0- 0		0- 0		1- 0		
3- 1	0- 1	1- 0		AWAY	0- 0		1- 0		1- 0		
2- 3	0- 2	0- 1		NEUTRAL	1- 0		1- 0		0- 0		
<hr/>											
12- 3	1- 1	0- 0		CONFERENCE	3- 2		2- 0		6- 0		
6- 1	1- 0	0- 0		HOME	1- 1		1- 0		3- 0		
6- 2	0- 1	0- 0		AWAY	2- 1		1- 0		3- 0		
0- 0	0- 0	0- 0		NEUTRAL	0- 0		0- 0		0- 0		
<hr/>											
RPI S	Opponent	Score		RPI S	Opponent	Score		RPI S	Opponent	Score	
4 H	Kentucky	1	3	26 N	UCLA	1	3	58 A	Butler	3	0
10 A	Wisconsin	1	3	49 A	Hawaii	3	2	58 H	Butler	2	3
14 A	Creighton	0	3					71 N	Miami (OH)	3	0
14 H	Creighton	3	0					77 A	Villanova	2	3
17 N	Wichita St.	2	3					92 A	Seton Hall	3	2
21 N	San Diego	0	3					92 H	Seton Hall	3	0
<hr/>											
				LAST 10 GAMES							
				163 A Providence		3	0	161 H Xavier		3	0
				14 A Creighton		0	3	212 A Georgetown		3	0
				92 A Seton Hall		3	2	77 A Villanova		2	3
				121 A St. John's (NY)		3	0	163 H Providence		3	0
				58 H Butler		2	3	14 H Creighton		3	0
<hr/>											

Non-Div. I Games:

Marquette

Average RPI Win:	124	WON-LOST RECORD	WINNING PCT. RANK	LAST 10 GAMES	STRENGTH OF SCHEDULE	OPP. STRENGTH OF SCHEDULE	TEAM RPI	ADJ RPI	CONF. RPI	ADJ CONF. RPI		
DIV. I ONLY		16- 10	.61538	107	4- 6	23	19	34	.61705	34	2	2
DIV. I NON-CONF.		10- 2	.83333	30	0- 0	60	85	25	.63639	28	2	2
<hr/>												
TOTALS	RPI 1-25	RPI 26-50		W-L RECORDS		RPI 51-100		RPI 101-150		RPI 150+		
16- 10	0- 8	5- 2		OVERALL		2- 0		3- 0		6- 0		
10- 2	0- 2	4- 0		HOME		1- 0		2- 0		3- 0		
3- 8	0- 6	1- 2		AWAY		1- 0		0- 0		1- 0		
3- 0	0- 0	0- 0		NEUTRAL		0- 0		1- 0		2- 0		
10- 2	0- 1	1- 1		NON-CONFERENCE		2- 0		3- 0		4- 0		
6- 0	0- 0	1- 0		HOME		1- 0		2- 0		2- 0		
1- 2	0- 1	0- 1		AWAY		1- 0		0- 0		0- 0		
3- 0	0- 0	0- 0		NEUTRAL		0- 0		1- 0		2- 0		
6- 8	0- 7	4- 1		CONFERENCE		0- 0		0- 0		2- 0		
4- 2	0- 2	3- 0		HOME		0- 0		0- 0		1- 0		
2- 6	0- 5	1- 1		AWAY		0- 0		0- 0		1- 0		
0- 0	0- 0	0- 0		NEUTRAL		0- 0		0- 0		0- 0		
<hr/>												
RPI S	Opponent	Score	RPI S	Opponent	Score	RPI S	Opponent	Score	RPI S	Opponent	Score	
1 A	Penn St.	0 3	29 A	Colorado St.	0 3	58 H	Butler	3 0	115 N	Ball St.	3 1	
2 A	Minnesota	1 3	31 A	Ohio St.	3 1	89 A	Loyola Marymount	3 0	131 H	Green Bay	3 1	
2 H	Minnesota	0 3	31 H	Ohio St.	3 1				135 H	Cincinnati	3 0	
5 H	Nebraska	0 3	37 H	NC State	3 0				177 N	Albany (NY)	3 0	
10 A	Wisconsin	0 3	43 H	Maryland	3 1				209 H	Milwaukee	3 0	
15 A	Michigan St.	1 3	44 A	Iowa	1 3				214 H	New Hampshire	3 0	
18 A	Southern California	1 3	44 H	Iowa	3 0				220 N	Idaho St.	3 0	
23 A	Illinois	2 3							221 A	Rutgers	3 1	
									221 H	Rutgers	3 0	
<hr/>												
LAST 10 GAMES												
23 A	Illinois	2 3	15 A	Michigan St.	1 3							
221 H	Rutgers	3 0	1 A	Penn St.	0 3							
5 H	Nebraska	0 3	221 A	Rutgers	3 1							
44 H	Iowa	3 0	2 H	Minnesota	0 3							
31 A	Ohio St.	3 1	44 A	Iowa	1 3							

Non-Div. I Games:

Michigan

Average RPI Win: 137		WON-LOST RECORD		WINNING PCT. RANK		LAST 10 GAMES		STRENGTH OF SCHEDULE		OPP. STRENGTH OF SCHEDULE		TEAM RPI		ADJ RPI		CONF. RPI		ADJ CONF. RPI	
DIV. I ONLY		17- 7		.70833 63		6- 4		51		43		36		.614 35		4		4	
DIV. I NON-CONF.		9- 2		.81818 40		0- 0		153		134		63		.58757 64		4		4	
TOTALS		RPI 1-25		RPI 26-50		W-L RECORDS		RPI 51-100		RPI 101-150		RPI 150+							
17- 7		0- 4		5- 1		OVERALL		3- 2		2- 0		7- 0							
6- 2		0- 1		2- 0		HOME		2- 1		0- 0		2- 0							
6- 5		0- 3		3- 1		AWAY		0- 1		1- 0		2- 0							
5- 0		0- 0		0- 0		NEUTRAL		1- 0		1- 0		3- 0							
9- 2		0- 1		1- 0		NON-CONFERENCE		1- 1		1- 0		6- 0							
1- 0		0- 0		0- 0		HOME		0- 0		0- 0		1- 0							
3- 2		0- 1		1- 0		AWAY		0- 1		0- 0		2- 0							
5- 0		0- 0		0- 0		NEUTRAL		1- 0		1- 0		3- 0							
8- 5		0- 3		4- 1		CONFERENCE		2- 1		1- 0		1- 0							
5- 2		0- 1		2- 0		HOME		2- 1		0- 0		1- 0							
3- 3		0- 2		2- 1		AWAY		0- 0		1- 0		0- 0							
0- 0		0- 0		0- 0		NEUTRAL		0- 0		0- 0		0- 0							
RPI S	Opponent	Score		RPI S	Opponent	Score		RPI S	Opponent	Score		RPI S	Opponent	Score					
3 A	Florida	0	3	36 A	Missouri	0	3	52 A	North Carolina	1	3	118 A	South Carolina	3	1				
4 A	Kentucky	0	3	38 A	Auburn	3	0	54 H	Alabama	3	1	126 N	LIU Brooklyn	3	0				
4 H	Kentucky	2	3	45 A	Arkansas	3	1	67 H	Tennessee	0	3	169 A	South Fla.	3	0				
20 A	Baylor	1	3	45 H	Arkansas	3	2	70 H	Ole Miss	3	2	188 H	Mississippi St.	3	0				
				48 H	Texas A&M	3	0	82 N	Northwestern	3	2	190 A	UConn	3	2				
				50 A	High Point	3	2					200 H	Houston	3	0				
												287 N	Iona	3	0				
												302 N	Hartford	3	0				
												320 N	Ark.-Pine Bluff	3	0				
				LAST 10 GAMES															
				36 A	Missouri	0	3	54 H	Alabama	3	1								
				45 A	Arkansas	3	1	38 A	Auburn	3	0								
				67 H	Tennessee	0	3	45 H	Arkansas	3	2								
				4 H	Kentucky	2	3	188 H	Mississippi St.	3	0								
				70 H	Ole Miss	3	2	3 A	Florida	0	3								

Non-Div. I Games:

LSU

Average RPI Win:		105	WON-LOST		WINNING		LAST 10		STRENGTH OF		OPP. STRENGTH		TEAM		ADJ		CONF.		ADJ CONF.				
Average RPI Loss:		43	RECORD		PCT. RANK		GAMES		SCHEDULE		OF SCHEDULE		RPI		RPI		RPI		RPI				
DIV. I ONLY			16- 9		.64		92	8- 2		30		31		35		.61318		36	4		4		
DIV. I NON-CONF.			7- 6		.53846		145	0- 0		23		71		68		.58473		68	4		4		
TOTALS		RPI 1-25		RPI 26-50			W-L RECORDS			RPI 51-100			RPI 101-150			RPI 150+							
16- 9		0- 4		4- 1			OVERALL			7- 3			1- 1			4- 0							
4- 2		0- 1		2- 0			HOME			1- 1			0- 0			1- 0							
6- 4		0- 1		2- 0			AWAY			3- 2			0- 1			1- 0							
6- 3		0- 2		0- 1			NEUTRAL			3- 0			1- 0			2- 0							
7- 6		0- 3		0- 1			NON-CONFERENCE			3- 1			1- 1			3- 0							
0- 0		0- 0		0- 0			HOME			0- 0			0- 0			0- 0							
1- 3		0- 1		0- 0			AWAY			0- 1			0- 1			1- 0							
6- 3		0- 2		0- 1			NEUTRAL			3- 0			1- 0			2- 0							
9- 3		0- 1		4- 0			CONFERENCE			4- 2			0- 0			1- 0							
4- 2		0- 1		2- 0			HOME			1- 1			0- 0			1- 0							
5- 1		0- 0		2- 0			AWAY			3- 1			0- 0			0- 0							
0- 0		0- 0		0- 0			NEUTRAL			0- 0			0- 0			0- 0							
RPI	S	Opponent		Score		RPI	S	Opponent		Score		RPI	S	Opponent		Score		RPI	S	Opponent		Score	
4	H	Kentucky		1	3	35	H	LSU		3	0	54	A	Alabama		3	0	101	A	Boise St.		0	3
16	A	Utah		0	3	38	A	Auburn		3	2	57	A	Austin Peay		2	3	131	N	Green Bay		3	1
19	N	BYU		1	3	46	N	UNI		2	3	60	A	Georgia		3	1	179	N	Marshall		3	2
21	N	San Diego		0	3	48	A	Texas A&M		3	1	60	H	Georgia		0	3	188	H	Mississippi St.		3	0
						48	H	Texas A&M		3	0	67	A	Tennessee		1	3	208	A	Nevada		3	2
												70	A	Ole Miss		3	1	272	N	Middle Tenn.		3	0
												70	H	Ole Miss		3	0						
												86	N	Sacramento St.		3	1						
												86	N	Sacramento St.		3	2						
												99	N	Pepperdine		3	0						
LAST 10 GAMES																							
						35	H	LSU		3	0	67	A	Tennessee		1	3						
						48	H	Texas A&M		3	0	188	H	Mississippi St.		3	0						
						60	A	Georgia		3	1	70	H	Ole Miss		3	0						
						70	A	Ole Miss		3	1	54	A	Alabama		3	0						
						60	H	Georgia		0	3	38	A	Auburn		3	2						

Non-Div. I Games:

Missouri

Average RPI Win:	128	WON-LOST RECORD	WINNING PCT. RANK	LAST 10 GAMES	STRENGTH OF SCHEDULE	OPP. STRENGTH OF SCHEDULE	TEAM RPI	ADJ RPI	CONF. RPI	ADJ CONF. RPI	
DIV. I ONLY		17- 8	.68 72	8- 2	47	44	38	.61145	37	5	5
DIV. I NON-CONF.		5- 6	.45455 197	0- 0	13	24	64	.59003	60	5	5
<hr/>											
TOTALS	RPI 1-25	RPI 26-50		W-L RECORDS	RPI 51-100		RPI 101-150		RPI 150+		
17- 8	0- 3	4- 3		OVERALL	2- 2		4- 0		7- 0		
9- 3	0- 2	1- 0		HOME	2- 1		2- 0		4- 0		
5- 3	0- 0	3- 2		AWAY	0- 1		1- 0		1- 0		
3- 2	0- 1	0- 1		NEUTRAL	0- 0		1- 0		2- 0		
<hr/>											
5- 6	0- 3	1- 2		NON-CONFERENCE	0- 1		2- 0		2- 0		
1- 3	0- 2	0- 0		HOME	0- 1		1- 0		0- 0		
1- 1	0- 0	1- 1		AWAY	0- 0		0- 0		0- 0		
3- 2	0- 1	0- 1		NEUTRAL	0- 0		1- 0		2- 0		
<hr/>											
12- 2	0- 0	3- 1		CONFERENCE	2- 1		2- 0		5- 0		
8- 0	0- 0	1- 0		HOME	2- 0		1- 0		4- 0		
4- 2	0- 0	2- 1		AWAY	0- 1		1- 0		1- 0		
0- 0	0- 0	0- 0		NEUTRAL	0- 0		0- 0		0- 0		
<hr/>											
RPI S	Opponent	Score	RPI S	Opponent	Score	RPI S	Opponent	Score	RPI S	Opponent	Score
3 N	Florida	0 3	27 A	Pittsburgh	3 1	51 H	Missouri St.	2 3	108 A	Georgia Tech	3 1
12 H	Kansas	1 3	30 A	Miami (FL)	0 3	52 A	North Carolina	1 3	116 H	Syracuse	3 0
12 H	Kansas	2 3	34 A	Michigan	0 3	52 H	North Carolina	3 2	126 H	LIU Brooklyn	3 0
			38 N	Auburn	2 3	73 H	Duke	3 0	135 N	Cincinnati	3 0
			39 H	Notre Dame	3 2				168 H	Wake Forest	3 0
			41 A	Florida St.	3 2				178 H	Virginia Tech	3 1
			50 A	High Point	3 0				182 N	UNCW	3 2
									193 H	Virginia	3 0
									209 N	Milwaukee	3 0
									231 H	Boston College	3 0
									255 A	Clemson	3 0
<hr/>											
LAST 10 GAMES											
231 H Boston College 3 0						52 A North Carolina 1 3					
116 H Syracuse 3 0						178 H Virginia Tech 3 1					
41 A Florida St. 3 2						193 H Virginia 3 0					
30 A Miami (FL) 0 3						73 H Duke 3 0					
27 A Pittsburgh 3 1						168 H Wake Forest 3 0					

Non-Div. I Games:

NC State

Average RPI Win:	100	WON-LOST RECORD	WINNING PCT. RANK	LAST 10 GAMES	STRENGTH OF SCHEDULE	OPP. STRENGTH OF SCHEDULE	TEAM RPI	ADJ RPI	CONF. RPI	ADJ CONF. RPI		
Average RPI Loss:	38											
DIV. I ONLY		13- 8	.61905	106	4- 6	26	27	37	.6094	38	4	4
DIV. I NON-CONF.		7- 2	.77778	50	0- 0	45	63	29	.63339	30	4	4
<hr/>												
TOTALS	RPI 1-25	RPI 26-50		W-L RECORDS		RPI 51-100		RPI 101-150		RPI 150+		
13- 8	0- 3	2- 4		OVERALL		5- 0		4- 1		2- 0		
5- 4	0- 1	1- 2		HOME		1- 0		1- 1		2- 0		
5- 3	0- 1	0- 2		AWAY		3- 0		2- 0		0- 0		
3- 1	0- 1	1- 0		NEUTRAL		1- 0		1- 0		0- 0		
<hr/>												
7- 2	0- 1	1- 1		NON-CONFERENCE		1- 0		3- 0		2- 0		
3- 0	0- 0	0- 0		HOME		0- 0		1- 0		2- 0		
1- 1	0- 0	0- 1		AWAY		0- 0		1- 0		0- 0		
3- 1	0- 1	1- 0		NEUTRAL		1- 0		1- 0		0- 0		
<hr/>												
6- 6	0- 2	1- 3		CONFERENCE		4- 0		1- 1		0- 0		
2- 4	0- 1	1- 2		HOME		1- 0		0- 1		0- 0		
4- 2	0- 1	0- 1		AWAY		3- 0		1- 0		0- 0		
0- 0	0- 0	0- 0		NEUTRAL		0- 0		0- 0		0- 0		
<hr/>												
RPI S	Opponent	Score	RPI S	Opponent	Score	RPI S	Opponent	Score	RPI S	Opponent	Score	
3 H	Florida	1 <div>3</div>	35 H	LSU	0 <div>3</div>	52 N	North Carolina	3 1	107 N	Furman	3 1	
4 A	Kentucky	1 <div>3</div>	36 H	Missouri	2 <div>3</div>	54 H	Alabama	3 2	108 A	Georgia Tech	3 0	
15 N	Michigan St.	0 <div>3</div>	37 N	NC State	3 2	60 A	Georgia	3 0	117 H	South Ala.	3 0	
			41 A	Florida St.	2 <div>3</div>	67 A	Tennessee	3 2	118 A	South Carolina	3 1	
			45 H	Arkansas	3 0	70 A	Ole Miss	3 1	118 H	South Carolina	1 <div>3</div>	
			48 A	Texas A&M	1 <div>3</div>				206 H	Alabama St.	3 0	
									255 H	Clemson	3 0	
<hr/>												
LAST 10 GAMES												
			54 H	Alabama	3 2	35 H	LSU	0 <div>3</div>				
			118 A	South Carolina	3 1	4 A	Kentucky	1 <div>3</div>				
			3 H	Florida	1 <div>3</div>	67 A	Tennessee	3 2				
			118 H	South Carolina	1 <div>3</div>	45 H	Arkansas	3 0				
			48 A	Texas A&M	1 <div>3</div>	36 H	Missouri	2 <div>3</div>				

Non-Div. I Games:

Auburn

Average RPI Win: 131		WON-LOST	WINNING	LAST 10	STRENGTH OF		OPP. STRENGTH	TEAM	ADJ	CONF.	ADJ CONF.
Average RPI Loss: 44		RECORD	PCT. RANK	GAMES	SCHEDULE		OF SCHEDULE	RPI	RPI	RPI	RPI
DIV. I ONLY		17- 8	.68	72	6- 4		50	48	40	.60866	39
DIV. I NON-CONF.		10- 1	.90909	15	0- 0		64	74	20	.65816	20
TOTALS		RPI 1-25	RPI 26-50		W-L RECORDS		RPI 51-100		RPI 101-150		RPI 150+
17- 8		1- 2	5- 4		OVERALL		0- 1		2- 1		9- 0
9- 4		1- 1	2- 2		HOME		0- 0		1- 1		5- 0
7- 4		0- 1	2- 2		AWAY		0- 1		1- 0		4- 0
1- 0		0- 0	1- 0		NEUTRAL		0- 0		0- 0		0- 0
10- 1		1- 0	2- 1		NON-CONFERENCE		0- 0		2- 0		5- 0
7- 0		1- 0	1- 0		HOME		0- 0		1- 0		4- 0
2- 1		0- 0	0- 1		AWAY		0- 0		1- 0		1- 0
1- 0		0- 0	1- 0		NEUTRAL		0- 0		0- 0		0- 0
7- 7		0- 2	3- 3		CONFERENCE		0- 1		0- 1		4- 0
2- 4		0- 1	1- 2		HOME		0- 0		0- 1		1- 0
5- 3		0- 1	2- 1		AWAY		0- 1		0- 0		3- 0
0- 0		0- 0	0- 0		NEUTRAL		0- 0		0- 0		0- 0
RPI S	Opponent	Score	RPI S	Opponent	Score	RPI S	Opponent	Score	RPI S	Opponent	Score
15 H	Michigan St.	3 0	27 H	Pittsburgh	0 3	73 A	Duke	1 3	108 H	Georgia Tech	1 3
22 A	Louisville	2 3	30 A	Miami (FL)	3 2				122 H	New Mexico St.	3 1
22 H	Louisville	2 3	30 H	Miami (FL)	1 3				124 A	Bowling Green	3 0
			31 A	Ohio St.	0 3				154 H	Central Mich.	3 0
			31 H	Ohio St.	3 1				168 A	Wake Forest	3 2
			37 A	NC State	2 3				171 H	Valparaiso	3 1
			40 N	VCU	3 1				178 A	Virginia Tech	3 1
			41 A	Florida St.	3 1				193 A	Virginia	3 1
			41 H	Florida St.	3 2				207 A	Toledo	3 0
									210 H	Rhode Island	3 0
									246 H	Southern Ill.	3 0
									255 H	Clemson	3 0
LAST 10 GAMES											
			168 A	Wake Forest	3 2	41 A	Florida St.	3 1			
			73 A	Duke	1 3	255 H	Clemson	3 0			
			27 H	Pittsburgh	0 3	108 H	Georgia Tech	1 3			
			22 H	Louisville	2 3	178 A	Virginia Tech	3 1			
			30 A	Miami (FL)	3 2	193 A	Virginia	3 1			

Non-Div. I Games:

Notre Dame

Average RPI Win:	189	WON-LOST RECORD	WINNING PCT. RANK	LAST 10 GAMES	STRENGTH OF SCHEDULE	OPP. STRENGTH OF SCHEDULE	TEAM RPI	ADJ RPI	CONF. RPI	ADJ CONF. RPI		
DIV. I ONLY		27- 2	.93103	3	10- 0	191	131	39	.60613	40	17	17
DIV. I NON-CONF.		14- 2	.875	21	0- 0	165	108	50	.60134	49	18	18
<hr/>												
TOTALS	RPI 1-25	RPI 26-50		W-L RECORDS		RPI 51-100		RPI 101-150		RPI 150+		
27- 2	0- 0	1- 2		OVERALL		4- 0		3- 0		19- 0		
11- 0	0- 0	0- 0		HOME		3- 0		2- 0		6- 0		
11- 1	0- 0	1- 1		AWAY		0- 0		0- 0		10- 0		
5- 1	0- 0	0- 1		NEUTRAL		1- 0		1- 0		3- 0		
14- 2	0- 0	1- 2		NON-CONFERENCE		3- 0		2- 0		8- 0		
5- 0	0- 0	0- 0		HOME		2- 0		1- 0		2- 0		
4- 1	0- 0	1- 1		AWAY		0- 0		0- 0		3- 0		
5- 1	0- 0	0- 1		NEUTRAL		1- 0		1- 0		3- 0		
13- 0	0- 0	0- 0		CONFERENCE		1- 0		1- 0		11- 0		
6- 0	0- 0	0- 0		HOME		1- 0		1- 0		4- 0		
7- 0	0- 0	0- 0		AWAY		0- 0		0- 0		7- 0		
0- 0	0- 0	0- 0		NEUTRAL		0- 0		0- 0		0- 0		
RPI S	Opponent	Score	RPI S	Opponent	Score	RPI S	Opponent	Score	RPI S	Opponent	Score	
			39 N	Notre Dame	1 3	53 H	Dayton	3 2	124 H	Bowling Green	3 0	
			48 A	Texas A&M	0 3	74 N	Texas St.	3 0	144 N	Ohio	3 0	
			50 A	High Point	3 2	82 H	Northwestern	3 0	146 H	Saint Louis	3 0	
						92 H	Seton Hall	3 2	170 A	Duquesne	3 1	
									170 H	Duquesne	3 0	
									193 A	Virginia	3 0	
									199 N	Sam Houston St.	3 1	
									207 A	Toledo	3 1	
									210 A	Rhode Island	3 0	
									210 H	Rhode Island	3 0	
									215 A	Liberty	3 0	
									219 H	UMES	3 1	
									226 A	La Salle	3 0	
									226 H	La Salle	3 0	
									242 A	George Washington	3 0	
									243 A	Fordham	3 0	
									243 H	Fordham	3 0	
									244 N	Howard	3 2	
									261 A	Davidson	3 0	
									273 A	George Mason	3 0	
									282 H	William & Mary	3 0	
									301 N	Southeastern La.	3 0	
			LAST 10 GAMES									
			170 A	Duquesne	3 1	243 A	Fordham	3 0				
			226 A	La Salle	3 0	273 A	George Mason	3 0				
			53 H	Dayton	3 2	242 A	George Washington	3 0				
			146 H	Saint Louis	3 0	226 H	La Salle	3 0				
			210 A	Rhode Island	3 0	170 H	Duquesne	3 0				

Non-Div. I Games:

VCU

Average RPI Win:	108	WON-LOST RECORD	WINNING PCT. RANK	LAST 10 GAMES	STRENGTH OF SCHEDULE	OPP. STRENGTH OF SCHEDULE	TEAM RPI	ADJ RPI	CONF. RPI	ADJ CONF. RPI		
DIV. I ONLY		12- 10	.54545	142	1- 3	17	24	42	.60551	41	5	5
DIV. I NON-CONF.		6- 2	.75	58	1- 0	21	9	19	.65957	19	5	5
<hr/>												
TOTALS	RPI 1-25	RPI 26-50		W-L RECORDS		RPI 51-100		RPI 101-150		RPI 150+		
12- 10	1- 3	2- 7		OVERALL		4- 0		0- 0		5- 0		
7- 5	0- 1	2- 4		HOME		2- 0		0- 0		3- 0		
3- 5	1- 2	0- 3		AWAY		1- 0		0- 0		1- 0		
2- 0	0- 0	0- 0		NEUTRAL		1- 0		0- 0		1- 0		
6- 2	1- 1	1- 1		NON-CONFERENCE		2- 0		0- 0		2- 0		
3- 1	0- 0	1- 1		HOME		1- 0		0- 0		1- 0		
1- 1	1- 1	0- 0		AWAY		0- 0		0- 0		0- 0		
2- 0	0- 0	0- 0		NEUTRAL		1- 0		0- 0		1- 0		
6- 8	0- 2	1- 6		CONFERENCE		2- 0		0- 0		3- 0		
4- 4	0- 1	1- 3		HOME		1- 0		0- 0		2- 0		
2- 4	0- 1	0- 3		AWAY		1- 0		0- 0		1- 0		
0- 0	0- 0	0- 0		NEUTRAL		0- 0		0- 0		0- 0		
RPI S	Opponent	Score	RPI S	Opponent	Score	RPI S	Opponent	Score	RPI S	Opponent	Score	
3 A	Florida	0 3	27 A	Pittsburgh	0 3	52 H	North Carolina	3 0	168 A	Wake Forest	3 1	
20 A	Baylor	3 1	27 H	Pittsburgh	1 3	64 H	TCU	3 1	178 H	Virginia Tech	3 1	
22 A	Louisville	0 3	29 H	Colorado St.	0 3	73 A	Duke	3 1	192 N	UC Santa Barbara	3 2	
22 H	Louisville	0 3	30 A	Miami (FL)	0 3	96 N	Illinois St.	3 2	193 H	Virginia	3 1	
			30 H	Miami (FL)	3 0				196 H	UNC Asheville	3 0	
			37 H	NC State	2 3							
			38 H	Auburn	3 2							
			39 A	Notre Dame	2 3							
			39 H	Notre Dame	1 3							
LAST 10 GAMES												
38 H	Auburn	3 2	22 H	Louisville	0 3							
27 A	Pittsburgh	0 3	39 H	Notre Dame	1 3							
30 A	Miami (FL)	0 3	73 A	Duke	3 1							
37 H	NC State	2 3	168 A	Wake Forest	3 1							
52 H	North Carolina	3 0	27 H	Pittsburgh	1 3							

Non-Div. I Games:

Florida St.

Average RPI Win:	153	WON-LOST RECORD	WINNING PCT. RANK	LAST 10 GAMES	STRENGTH OF SCHEDULE	OPP. STRENGTH OF SCHEDULE	TEAM RPI	ADJ RPI	CONF. RPI	ADJ CONF. RPI		
DIV. I ONLY		14- 12	.53846	145	2- 8	8	50	41	.60441	42	1	1
DIV. I NON-CONF.		11- 1	.91667	10	0- 0	42	244	21	.65486	21	1	1
<hr/>												
TOTALS	RPI 1-25	RPI 26-50		W-L RECORDS		RPI 51-100		RPI 101-150		RPI 150+		
14- 12	1- 9	2- 2		OVERALL		3- 1		0- 0		8- 0		
5- 6	1- 5	2- 1		HOME		0- 0		0- 0		2- 0		
6- 6	0- 4	0- 1		AWAY		3- 1		0- 0		3- 0		
3- 0	0- 0	0- 0		NEUTRAL		0- 0		0- 0		3- 0		
11- 1	0- 1	1- 0		NON-CONFERENCE		2- 0		0- 0		8- 0		
3- 1	0- 1	1- 0		HOME		0- 0		0- 0		2- 0		
5- 0	0- 0	0- 0		AWAY		2- 0		0- 0		3- 0		
3- 0	0- 0	0- 0		NEUTRAL		0- 0		0- 0		3- 0		
3- 11	1- 8	1- 2		CONFERENCE		1- 1		0- 0		0- 0		
2- 5	1- 4	1- 1		HOME		0- 0		0- 0		0- 0		
1- 6	0- 4	0- 1		AWAY		1- 1		0- 0		0- 0		
0- 0	0- 0	0- 0		NEUTRAL		0- 0		0- 0		0- 0		
RPI S	Opponent	Score	RPI S	Opponent	Score	RPI S	Opponent	Score	RPI S	Opponent	Score	
7 A	Stanford	0 <div>3</div>	26 A	UCLA	1 <div>3</div>	51 A	Missouri St.	3 2	176 A	Fairfield	3 0	
8 H	Washington	1 <div>3</div>	26 H	UCLA	3 2	81 A	American	3 1	176 A	Fairfield	3 0	
9 H	Oregon	2 <div>3</div>	28 H	Oregon St.	2 <div>3</div>	90 A	California	1 <div>3</div>	198 N	Chattanooga	3 0	
11 A	Colorado	0 <div>3</div>	47 H	Col. of Charleston	3 0	95 A	Arizona	3 1	214 N	New Hampshire	3 0	
11 H	Colorado	3 1							244 A	Howard	3 1	
16 A	Utah	0 <div>3</div>							248 N	Tennessee St.	3 0	
16 H	Utah	1 <div>3</div>							267 H	Incarnate Word	3 0	
18 A	Southern California	1 <div>3</div>							305 H	Quinnipiac	3 0	
18 H	Southern California	0 <div>3</div>										
20 H	Baylor	2 <div>3</div>										
LAST 10 GAMES												
16 A	Utah	0 <div>3</div>	90 A	California	1 <div>3</div>							
11 A	Colorado	0 <div>3</div>	28 H	Oregon St.	2 <div>3</div>							
18 H	Southern California	0 <div>3</div>	9 H	Oregon	2 <div>3</div>							
26 H	UCLA	3 2	16 H	Utah	1 <div>3</div>							
7 A	Stanford	0 <div>3</div>	11 H	Colorado	3 1							

Non-Div. I Games:

Washington St.

Average RPI Win:	136	WON-LOST RECORD	WINNING PCT. RANK	LAST 10 GAMES	STRENGTH OF SCHEDULE	OPP. STRENGTH OF SCHEDULE	TEAM RPI	ADJ RPI	CONF. RPI	ADJ CONF. RPI		
DIV. I ONLY		16- 10	.61538	107	4- 6	44	21	44	.60099	43	2	2
DIV. I NON-CONF.		11- 1	.91667	10	0- 0	103	75	26	.63746	26	2	2
<hr/>												
TOTALS	RPI 1-25	RPI 26-50		W-L RECORDS		RPI 51-100		RPI 101-150		RPI 150+		
16- 10	2- 8	0- 2		OVERALL		2- 0		5- 0		7- 0		
8- 4	2- 4	0- 0		HOME		1- 0		3- 0		2- 0		
4- 6	0- 4	0- 2		AWAY		1- 0		1- 0		2- 0		
4- 0	0- 0	0- 0		NEUTRAL		0- 0		1- 0		3- 0		
11- 1	1- 1	0- 0		NON-CONFERENCE		1- 0		3- 0		6- 0		
5- 1	1- 1	0- 0		HOME		1- 0		2- 0		1- 0		
2- 0	0- 0	0- 0		AWAY		0- 0		0- 0		2- 0		
4- 0	0- 0	0- 0		NEUTRAL		0- 0		1- 0		3- 0		
5- 9	1- 7	0- 2		CONFERENCE		1- 0		2- 0		1- 0		
3- 3	1- 3	0- 0		HOME		0- 0		1- 0		1- 0		
2- 6	0- 4	0- 2		AWAY		1- 0		1- 0		0- 0		
0- 0	0- 0	0- 0		NEUTRAL		0- 0		0- 0		0- 0		
RPI S	Opponent	Score	RPI S	Opponent	Score	RPI S	Opponent	Score	RPI S	Opponent	Score	
1 H	Penn St.	0 3	31 A	Ohio St.	0 3	78 H	Temple	3 2	107 N	Furman	3 1	
2 A	Minnesota	0 3	34 A	Michigan	1 3	82 A	Northwestern	3 2	113 H	Northeastern	3 1	
8 H	Washington	0 3							120 A	Indiana	3 0	
10 A	Wisconsin	1 3							120 H	Indiana	3 1	
10 H	Wisconsin	0 3							127 H	Oklahoma	3 0	
15 A	Michigan St.	0 3							152 N	Elon	3 1	
15 H	Michigan St.	0 3							178 N	Virginia Tech	3 0	
18 H	Southern California	3 0							179 A	Marshall	3 0	
23 A	Illinois	0 3							207 N	Toledo	3 2	
25 H	Purdue	3 2							215 A	Liberty	3 0	
									221 H	Rutgers	3 0	
									237 H	UMBC	3 1	
<hr/>												
LAST 10 GAMES												
10 A	Wisconsin	1 3	10 H	Wisconsin	0 3							
2 A	Minnesota	0 3	23 A	Illinois	0 3							
25 H	Purdue	3 2	82 A	Northwestern	3 2							
120 H	Indiana	3 1	1 H	Penn St.	0 3							
15 H	Michigan St.	0 3	221 H	Rutgers	3 0							

Non-Div. I Games:

Maryland

I
o
w
a

Iowa

Average RPI Win: 127		WON-LOST	WINNING	LAST 10	STRENGTH OF		OPP. STRENGTH	TEAM	ADJ	CONF.	ADJ CONF.
Average RPI Loss: 32		RECORD	PCT. RANK	GAMES	SCHEDULE		OF SCHEDULE	RPI	RPI	RPI	RPI
DIV. I ONLY		17- 8	.68	72	6- 4		60	37	45	.59714	45
DIV. I NON-CONF.		10- 2	.83333	30	0- 0		96	89	38	.61643	40
TOTALS		RPI 1-25	RPI 26-50		W-L RECORDS		RPI 51-100		RPI 101-150		RPI 150+
17- 8	0- 3	2- 3		OVERALL		6- 2		3- 0		6- 0	
9- 2	0- 1	1- 1		HOME		2- 0		2- 0		4- 0	
5- 4	0- 0	1- 2		AWAY		3- 2		0- 0		1- 0	
3- 2	0- 2	0- 0		NEUTRAL		1- 0		1- 0		1- 0	
10- 2	0- 2	0- 0		NON-CONFERENCE		3- 0		2- 0		5- 0	
4- 0	0- 0	0- 0		HOME		0- 0		1- 0		3- 0	
3- 0	0- 0	0- 0		AWAY		2- 0		0- 0		1- 0	
3- 2	0- 2	0- 0		NEUTRAL		1- 0		1- 0		1- 0	
7- 6	0- 1	2- 3		CONFERENCE		3- 2		1- 0		1- 0	
5- 2	0- 1	1- 1		HOME		2- 0		1- 0		1- 0	
2- 4	0- 0	1- 2		AWAY		1- 2		0- 0		0- 0	
0- 0	0- 0	0- 0		NEUTRAL		0- 0		0- 0		0- 0	
RPI S	Opponent	Score	RPI S	Opponent	Score	RPI S	Opponent	Score	RPI S	Opponent	Score
3 H	Florida	2 3	35 A	LSU	2 3	54 A	Alabama	2 3	112 H	Oral Roberts	3 0
10 N	Wisconsin	0 3	35 H	LSU	1 3	60 A	Georgia	1 3	116 N	Syracuse	3 0
18 N	Southern California	2 3	38 A	Auburn	0 3	62 A	SMU	3 2	118 H	South Carolina	3 0
			48 A	Texas A&M	3 0	67 H	Tennessee	3 0	167 H	Utah St.	3 0
			48 H	Texas A&M	3 2	70 A	Ole Miss	3 2	188 H	Mississippi St.	3 0
						70 H	Ole Miss	3 2	192 A	UC Santa Barbara	3 2
						75 N	Yale	3 0	199 N	Sam Houston St.	3 0
						100 A	Kansas St.	3 2	224 H	CSU Bakersfield	3 1
									308 H	La.-Monroe	3 0
LAST 10 GAMES											
			48 H	Texas A&M	3 2	48 A	Texas A&M	3 0			
			35 H	LSU	1 3	118 H	South Carolina	3 0			
			70 A	Ole Miss	3 2	35 A	LSU	2 3			
			60 A	Georgia	1 3	70 H	Ole Miss	3 2			
			188 H	Mississippi St.	3 0	38 A	Auburn	0 3			

Non-Div. I Games:

Arkansas

U
N
I

UNI

Average RPI Win:		189	WON-LOST RECORD		WINNING PCT. RANK		LAST 10 GAMES		STRENGTH OF SCHEDULE		OPP. STRENGTH OF SCHEDULE		TEAM RPI		ADJ RPI		CONF. RPI		ADJ CONF. RPI		
DIV. I ONLY			24- 4		.85714 17		10- 0		152		148		46		.59465 47		10		10		
DIV. I NON-CONF.			11- 3		.78571 48		0- 0		268		158		110		.53871 110		12		12		
TOTALS		RPI 1-25		RPI 26-50		W-L RECORDS		RPI 51-100		RPI 101-150		RPI 150+									
24- 4		1- 0		0- 1		OVERALL		4- 2		3- 1		16- 0									
12- 1		0- 0		0- 0		HOME		2- 1		2- 0		8- 0									
9- 2		0- 0		0- 1		AWAY		2- 0		1- 1		6- 0									
3- 1		1- 0		0- 0		NEUTRAL		0- 1		0- 0		2- 0									
11- 3		1- 0		0- 1		NON-CONFERENCE		0- 2		0- 0		10- 0									
6- 1		0- 0		0- 0		HOME		0- 1		0- 0		6- 0									
2- 1		0- 0		0- 1		AWAY		0- 0		0- 0		2- 0									
3- 1		1- 0		0- 0		NEUTRAL		0- 1		0- 0		2- 0									
13- 1		0- 0		0- 0		CONFERENCE		4- 0		3- 1		6- 0									
6- 0		0- 0		0- 0		HOME		2- 0		2- 0		2- 0									
7- 1		0- 0		0- 0		AWAY		2- 0		1- 1		4- 0									
0- 0		0- 0		0- 0		NEUTRAL		0- 0		0- 0		0- 0									
RPI	S	Opponent		Score		RPI	S	Opponent		Score		RPI	S	Opponent		Score					
20	N	Baylor		3	2	42	A	Washington St.		0	3	58	N	Butler		0	3				
												59	H	Denver		1	3				
												65	A	Towson		3	1				
												65	H	Towson		3	0				
												69	A	James Madison		3	2				
												69	H	James Madison		3	1				
												113	A	Northeastern		1	3				
												113	H	Northeastern		3	0				
												114	A	Hofstra		3	1				
												114	H	Hofstra		3	0				
												152	A	Elon		3	1				
												166	H	Buffalo		3	0				
												182	A	UNCW		3	1				
												182	H	UNCW		3	0				
												222	A	Kent St.		3	0				
												232	H	Appalachian St.		3	0				
												248	H	Tennessee St.		3	1				
												256	H	USC Upstate		3	0				
												260	A	Delaware		3	0				
												260	H	Delaware		3	0				
												264	H	Mercer		3	1				
												267	N	Incarnate Word		3	0				
												282	A	William & Mary		3	1				
												292	H	Charleston So.		3	0				
												305	N	Quinnipiac		3	0				
												331	A	South Carolina St.		3	0				
LAST 10 GAMES																					
260 A Delaware						3	0	114 H Hofstra						3	0						
65 A Towson						3	1	282 A William & Mary						3	1						
182 H UNCW						3	0	152 A Elon						3	1						
69 H James Madison						3	1	260 H Delaware						3	0						
113 H Northeastern						3	0	65 H Towson						3	0						

Non-Div. I Games:

Col. of Charleston

Average RPI Win:	96	WON-LOST RECORD	WINNING PCT. RANK	LAST 10 GAMES	STRENGTH OF SCHEDULE	OPP. STRENGTH OF SCHEDULE	TEAM RPI	ADJ RPI	CONF. RPI	ADJ CONF. RPI
DIV. I ONLY		7- 13	.35 248	3- 7	1	15	50	.59461 48	4	4
DIV. I NON-CONF.		3- 4	.42857 210	0- 0	1	8	23	.65116 23	4	4
<hr/>										
TOTALS	RPI 1-25	RPI 26-50		W-L RECORDS	RPI 51-100		RPI 101-150		RPI 150+	
7- 13	0- 7	2- 5		OVERALL	3- 1		0- 0		2- 0	
5- 7	0- 4	2- 2		HOME	1- 1		0- 0		2- 0	
1- 6	0- 3	0- 3		AWAY	1- 0		0- 0		0- 0	
1- 0	0- 0	0- 0		NEUTRAL	1- 0		0- 0		0- 0	
<hr/>										
3- 4	0- 4	1- 0		NON-CONFERENCE	1- 0		0- 0		1- 0	
2- 3	0- 3	1- 0		HOME	0- 0		0- 0		1- 0	
0- 1	0- 1	0- 0		AWAY	0- 0		0- 0		0- 0	
1- 0	0- 0	0- 0		NEUTRAL	1- 0		0- 0		0- 0	
<hr/>										
4- 9	0- 3	1- 5		CONFERENCE	2- 1		0- 0		1- 0	
3- 4	0- 1	1- 2		HOME	1- 1		0- 0		1- 0	
1- 5	0- 2	0- 3		AWAY	1- 0		0- 0		0- 0	
0- 0	0- 0	0- 0		NEUTRAL	0- 0		0- 0		0- 0	
<hr/>										
RPI S	Opponent	Score		RPI S	Opponent	Score		RPI S	Opponent	Score
1 H	Penn St.	2	3	35 A	LSU	0	3	60 A	Georgia	3 0
3 A	Florida	1	3	36 A	Missouri	0	3	67 H	Tennessee	3 2
4 A	Kentucky	0	3	36 H	Missouri	1	3	70 H	Ole Miss	1 3
4 H	Kentucky	0	3	38 H	Auburn	3	1	80 N	Lipscomb	3 1
6 H	Texas	0	3	40 H	VCU	3	0			
7 H	Stanford	0	3	45 A	Arkansas	2	3			
10 A	Wisconsin	0	3	45 H	Arkansas	0	3			
<hr/>										
LAST 10 GAMES										
45 A Arkansas				2	3	45 H Arkansas		0	3	
36 A Missouri				0	3	38 H Auburn		3	1	
4 H Kentucky				0	3	4 A Kentucky		0	3	
67 H Tennessee				3	2	188 H Mississippi St.		3	0	
70 H Ole Miss				1	3	3 A Florida		1	3	

Non-Div. I Games:

Texas A&M

Average RPI Win:		182	WON-LOST RECORD		WINNING PCT. RANK		LAST 10 GAMES		STRENGTH OF SCHEDULE		OPP. STRENGTH OF SCHEDULE		TEAM RPI		ADJ RPI		CONF. RPI		ADJ CONF. RPI			
DIV. I ONLY			18- 7		.72 54		8- 2		82		69		51		.59374 49		9		9			
DIV. I NON-CONF.			6- 5		.54545 141		0- 0		22		35		53		.60079 51		8		8			
TOTALS		RPI 1-25		RPI 26-50		W-L RECORDS		RPI 51-100		RPI 101-150		RPI 150+										
18- 7		1- 5		0- 2		OVERALL		1- 0		2- 0		14- 0										
13- 6		1- 4		0- 2		HOME		1- 0		2- 0		9- 0										
5- 1		0- 1		0- 0		AWAY		0- 0		0- 0		5- 0										
0- 0		0- 0		0- 0		NEUTRAL		0- 0		0- 0		0- 0										
6- 5		1- 3		0- 2		NON-CONFERENCE		0- 0		1- 0		4- 0										
6- 5		1- 3		0- 2		HOME		0- 0		1- 0		4- 0										
0- 0		0- 0		0- 0		AWAY		0- 0		0- 0		0- 0										
0- 0		0- 0		0- 0		NEUTRAL		0- 0		0- 0		0- 0										
12- 2		0- 2		0- 0		CONFERENCE		1- 0		1- 0		10- 0										
7- 1		0- 1		0- 0		HOME		1- 0		1- 0		5- 0										
5- 1		0- 1		0- 0		AWAY		0- 0		0- 0		5- 0										
0- 0		0- 0		0- 0		NEUTRAL		0- 0		0- 0		0- 0										
RPI	S	Opponent		Score		RPI	S	Opponent		Score		RPI	S	Opponent		Score						
16	H	Utah		1	3	26	H	UCLA		2	3	68	H	UC Irvine		3	1	137	H	UC Davis	3	0
19	H	BYU		2	3	33	H	Marquette		2	3							138	H	South Dakota	3	0
20	H	Baylor		3	2													173	H	Northern Ariz.	3	0
21	H	San Diego		0	3													173	H	Northern Ariz.	3	0
24	A	Cal Poly		2	3													186	A	CSUN	3	2
24	H	Cal Poly		2	3													186	H	CSUN	3	0
																		191	A	UC Riverside	3	2
																		191	H	UC Riverside	3	0
																		192	A	UC Santa Barbara	3	1
																		192	H	UC Santa Barbara	3	0
																		208	H	Nevada	3	0
																		217	A	Long Beach St.	3	1
																		217	H	Long Beach St.	3	0
																		225	H	Western Caro.	3	0
																		283	A	Cal St. Fullerton	3	0
																		283	H	Cal St. Fullerton	3	0
LAST 10 GAMES																						
217 H Long Beach St.						3	0	191 H UC Riverside						3	0							
186 H CSUN						3	0	186 A CSUN						3	2							
192 A UC Santa Barbara						3	1	217 A Long Beach St.						3	1							
24 A Cal Poly						2	3	24 H Cal Poly						2	3							
283 H Cal St. Fullerton						3	0	192 H UC Santa Barbara						3	0							

Average RPI Win:		195	WON-LOST RECORD		WINNING PCT. RANK		LAST 10 GAMES		STRENGTH OF SCHEDULE		OPP. STRENGTH OF SCHEDULE		TEAM RPI		ADJ RPI		CONF. RPI		ADJ CONF. RPI					
Average RPI Loss:		53																						
DIV. I ONLY			22- 6		.78571 33		10- 0		105		121		47		.59368 50		20		20					
DIV. I NON-CONF.			7- 6		.53846 145		0- 0		38		51		78		.58104 75		22		23					
TOTALS		RPI 1-25		RPI 26-50		W-L RECORDS		RPI 51-100		RPI 101-150		RPI 150+												
22- 6		0- 1		0- 3		OVERALL		3- 1		2- 1		17- 0												
11- 3		0- 0		0- 3		HOME		2- 0		0- 0		9- 0												
9- 1		0- 0		0- 0		AWAY		0- 0		1- 1		8- 0												
2- 2		0- 1		0- 0		NEUTRAL		1- 1		1- 0		0- 0												
7- 6		0- 1		0- 3		NON-CONFERENCE		2- 1		2- 1		3- 0												
3- 3		0- 0		0- 3		HOME		1- 0		0- 0		2- 0												
2- 1		0- 0		0- 0		AWAY		0- 0		1- 1		1- 0												
2- 2		0- 1		0- 0		NEUTRAL		1- 1		1- 0		0- 0												
15- 0		0- 0		0- 0		CONFERENCE		1- 0		0- 0		14- 0												
8- 0		0- 0		0- 0		HOME		1- 0		0- 0		7- 0												
7- 0		0- 0		0- 0		AWAY		0- 0		0- 0		7- 0												
0- 0		0- 0		0- 0		NEUTRAL		0- 0		0- 0		0- 0												
RPI S	Opponent		Score		RPI S	Opponent		Score		RPI S	Opponent		Score		RPI S	Opponent		Score						
24 N	Cal Poly		0 3		35 H	LSU		2 3		53 N	Dayton		1 3		127 N	Oklahoma		3 0						
					37 H	NC State		0 3		60 N	Georgia		3 1		130 A	UNCG		2 3						
					40 H	VCU		2 3		72 H	Radford		3 0		144 A	Ohio		3 2						
										76 H	Navy		3 1		152 H	Elon		3 0						
															155 A	Campbell		3 0						
															155 H	Campbell		3 0						
															182 H	UNCW		3 0						
															187 A	Northern Ill.		3 1						
															196 A	UNC Asheville		3 0						
															196 H	UNC Asheville		3 0						
															215 A	Liberty		3 1						
															215 H	Liberty		3 0						
															233 A	Winthrop		3 1						
															233 H	Winthrop		3 0						
															271 A	Presbyterian		3 0						
															271 H	Presbyterian		3 0						
															279 A	Gardner-Webb		3 0						
															279 H	Gardner-Webb		3 0						
															292 A	Charleston So.		3 1						
															292 H	Charleston So.		3 0						
					LAST 10 GAMES																			
					233 H Winthrop					3 0					196 A UNC Asheville					3 0				
					292 H Charleston So.					3 0					279 H Gardner-Webb					3 0				
					271 H Presbyterian					3 0					196 H UNC Asheville					3 0				
					155 H Campbell					3 0					215 H Liberty					3 0				
					233 A Winthrop					3 1					279 A Gardner-Webb					3 0				

Non-Div. I Games:

High Point

Average RPI Win:	176	WON-LOST RECORD	WINNING PCT. RANK	LAST 10 GAMES	STRENGTH OF SCHEDULE	OPP. STRENGTH OF SCHEDULE	TEAM RPI	ADJ RPI	CONF. RPI	ADJ CONF. RPI		
DIV. I ONLY		22- 5	.81481	24	10- 0	149	74	48	.5927	51	16	15
DIV. I NON-CONF.		8- 5	.61538	111	0- 0	74	12	66	.58801	63	14	14
<hr/>												
TOTALS	RPI 1-25	RPI 26-50		W-L RECORDS		RPI 51-100		RPI 101-150		RPI 150+		
22- 5	0- 3	3- 1		OVERALL		4- 1		2- 0		13- 0		
9- 2	0- 1	0- 1		HOME		1- 0		0- 0		8- 0		
11- 0	0- 0	3- 0		AWAY		2- 0		1- 0		5- 0		
2- 3	0- 2	0- 0		NEUTRAL		1- 1		1- 0		0- 0		
8- 5	0- 3	2- 1		NON-CONFERENCE		2- 1		1- 0		3- 0		
2- 2	0- 1	0- 1		HOME		0- 0		0- 0		2- 0		
4- 0	0- 0	2- 0		AWAY		1- 0		0- 0		1- 0		
2- 3	0- 2	0- 0		NEUTRAL		1- 1		1- 0		0- 0		
14- 0	0- 0	1- 0		CONFERENCE		2- 0		1- 0		10- 0		
7- 0	0- 0	0- 0		HOME		1- 0		0- 0		6- 0		
7- 0	0- 0	1- 0		AWAY		1- 0		1- 0		4- 0		
0- 0	0- 0	0- 0		NEUTRAL		0- 0		0- 0		0- 0		
RPI S	Opponent	Score	RPI S	Opponent	Score	RPI S	Opponent	Score	RPI S	Opponent	Score	
8 N	Washington	1 3	31 A	Ohio St.	3 1	80 N	Lipscomb	2 3	110 A	Drake	3 2	
12 N	Kansas	1 3	37 A	NC State	3 2	84 N	Wyoming	3 0	132 N	Oakland	3 0	
23 H	Illinois	2 3	42 H	Washington St.	2 3	96 A	Illinois St.	3 2	171 H	Valparaiso	3 1	
			46 A	UNI	3 1	96 H	Illinois St.	3 1	198 H	Chattanooga	3 0	
						99 A	Pepperdine	3 1	232 A	Appalachian St.	3 2	
									246 A	Southern Ill.	3 0	
									246 H	Southern Ill.	3 0	
									248 H	Tennessee St.	3 0	
									250 A	Indiana St.	3 0	
									250 H	Indiana St.	3 0	
									258 A	Evansville	3 0	
									258 H	Evansville	3 0	
									259 A	Bradley	3 1	
									259 H	Bradley	3 2	
									262 H	Loyola Chicago	3 0	
			LAST 10 GAMES									
			246 H	Southern Ill.	3 0	259 H	Bradley	3 2				
			171 H	Valparaiso	3 1	46 A	UNI	3 1				
			250 A	Indiana St.	3 0	110 A	Drake	3 2				
			258 A	Evansville	3 0	246 A	Southern Ill.	3 0				
			96 H	Illinois St.	3 1	258 H	Evansville	3 0				

Non-Div. I Games:

Missouri St.

Average RPI Win:	128	WON-LOST RECORD	WINNING PCT. RANK	LAST 10 GAMES	STRENGTH OF SCHEDULE	OPP. STRENGTH OF SCHEDULE	TEAM RPI	ADJ RPI	CONF. RPI	ADJ CONF. RPI	
Average RPI Loss:	39										
DIV. I ONLY	12- 10	.54545	142	7- 3	31	34	57	.59117	52	5	5
DIV. I NON-CONF.	3- 5	.375	229	0- 0	3	5	47	.60717	45	5	5
<hr/>											
TOTALS	RPI 1-25	RPI 26-50		W-L RECORDS		RPI 51-100		RPI 101-150		RPI 150+	
12- 10	1- 3	2- 5		OVERALL		1- 1		3- 1		5- 0	
11- 1	1- 0	2- 0		HOME		1- 1		3- 0		4- 0	
1- 6	0- 1	0- 4		AWAY		0- 0		0- 1		1- 0	
0- 3	0- 2	0- 1		NEUTRAL		0- 0		0- 0		0- 0	
<hr/>											
3- 5	0- 3	1- 1		NON-CONFERENCE		0- 1		2- 0		0- 0	
3- 1	0- 0	1- 0		HOME		0- 1		2- 0		0- 0	
0- 1	0- 1	0- 0		AWAY		0- 0		0- 0		0- 0	
0- 3	0- 2	0- 1		NEUTRAL		0- 0		0- 0		0- 0	
<hr/>											
9- 5	1- 0	1- 4		CONFERENCE		1- 0		1- 1		5- 0	
8- 0	1- 0	1- 0		HOME		1- 0		1- 0		4- 0	
1- 5	0- 0	0- 4		AWAY		0- 0		0- 1		1- 0	
0- 0	0- 0	0- 0		NEUTRAL		0- 0		0- 0		0- 0	
<hr/>											
RPI S	Opponent	Score		RPI S	Opponent	Score		RPI S	Opponent	Score	
2 N	Minnesota	0	3	27 A	Pittsburgh	0	3	73 H	Duke	3	1
3 N	Florida	0	3	30 A	Miami (FL)	0	3	89 H	Loyola Marymount	2	3
10 A	Wisconsin	0	3	35 H	LSU	3	1				
22 H	Louisville	3	2	37 A	NC State	2	3				
				37 H	NC State	3	1				
				38 N	Auburn	1	3				
				41 A	Florida St.	0	3				

Non-Div. I Games:

North Carolina

Average RPI Win:		175	WON-LOST RECORD		WINNING PCT. RANK		LAST 10 GAMES		STRENGTH OF SCHEDULE		OPP. STRENGTH OF SCHEDULE		TEAM RPI		ADJ RPI		CONF. RPI		ADJ CONF. RPI																						
DIV. I ONLY			20- 7	.74074	46	9- 1			88	83	49	.59097	53	17	17																										
DIV. I NON-CONF.			9- 6	.6	119	1- 0			56	27	61	.58989	61	18	18																										
TOTALS		RPI 1-25		RPI 26-50		W-L RECORDS		RPI 51-100		RPI 101-150		RPI 150+																													
20- 7		0- 2		1- 4		OVERALL		2- 1		5- 0		12- 0																													
9- 2		0- 1		0- 1		HOME		0- 0		3- 0		6- 0																													
7- 3		0- 0		0- 2		AWAY		1- 1		1- 0		5- 0																													
4- 2		0- 1		1- 1		NEUTRAL		1- 0		1- 0		1- 0																													
9- 6		0- 2		1- 3		NON-CONFERENCE		2- 1		3- 0		3- 0																													
2- 2		0- 1		0- 1		HOME		0- 0		2- 0		0- 0																													
3- 2		0- 0		0- 1		AWAY		1- 1		0- 0		2- 0																													
4- 2		0- 1		1- 1		NEUTRAL		1- 0		1- 0		1- 0																													
11- 1		0- 0		0- 1		CONFERENCE		0- 0		2- 0		9- 0																													
7- 0		0- 0		0- 0		HOME		0- 0		1- 0		6- 0																													
4- 1		0- 0		0- 1		AWAY		0- 0		1- 0		3- 0																													
0- 0		0- 0		0- 0		NEUTRAL		0- 0		0- 0		0- 0																													
RPI	S	Opponent		Score		RPI	S	Opponent		Score		RPI	S	Opponent		Score																									
13	H	Iowa St.		0	3	27	H	Pittsburgh		0	3	71	A	Miami (OH)		3	2	111	H	IUPUI	3	0																			
24	N	Cal Poly		0	3	31	A	Ohio St.		0	3	92	N	Seton Hall		3	0	135	N	Cincinnati	3	0																			
						32	N	Western Ky.		1	3	96	A	Illinois St.		0	3	144	H	Ohio	3	1																			
						40	A	VCU		2	3							146	A	Saint Louis	3	0																			
						50	N	High Point		3	1							146	H	Saint Louis	3	1																			
																		161	A	Xavier	3	0																			
																		170	H	Duquesne	3	1																			
																		187	A	Northern Ill.	3	1																			
																		187	N	Northern Ill.	3	0																			
																		210	A	Rhode Island	3	0																			
																		210	H	Rhode Island	3	0																			
																		226	H	La Salle	3	0																			
																		242	H	George Washington	3	1																			
																		243	A	Fordham	3	1																			
																		243	H	Fordham	3	1																			
																		261	A	Davidson	3	0																			
																		273	H	George Mason	3	0																			
						LAST 10 GAMES																																			
						243 H Fordham						3						1						273 H George Mason						3						0					
						210 H Rhode Island						3						0						146 H Saint Louis						3						1					
						40 A VCU						2						3						161 A Xavier						3						0					
						261 A Davidson						3						0						210 A Rhode Island						3						0					
						242 H George Washington						3						1						243 A Fordham						3						1					

Non-Div. I Games:

Dayton

Average RPI Win:	161	WON-LOST RECORD	WINNING PCT. RANK	LAST 10 GAMES	STRENGTH OF SCHEDULE	OPP. STRENGTH OF SCHEDULE	TEAM RPI	ADJ RPI	CONF. RPI	ADJ CONF. RPI		
DIV. I ONLY		16- 10	.61538	107	4- 6	36	86	52	.58852	54	4	4
DIV. I NON-CONF.		12- 2	.85714	24	1- 0	73	222	36	.62235	37	4	4
<hr/>												
TOTALS	RPI 1-25	RPI 26-50		W-L RECORDS		RPI 51-100		RPI 101-150		RPI 150+		
16- 10	0- 3	1- 3		OVERALL		2- 3		6- 1		7- 0		
8- 3	0- 1	1- 1		HOME		0- 1		4- 0		3- 0		
5- 6	0- 1	0- 2		AWAY		1- 2		1- 0		3- 0		
3- 1	0- 0	0- 0		NEUTRAL		1- 0		1- 1		1- 0		
12- 2	0- 1	0- 0		NON-CONFERENCE		1- 0		5- 1		6- 0		
6- 0	0- 0	0- 0		HOME		0- 0		3- 0		3- 0		
3- 1	0- 1	0- 0		AWAY		0- 0		1- 0		2- 0		
3- 1	0- 0	0- 0		NEUTRAL		1- 0		1- 1		1- 0		
4- 8	0- 2	1- 3		CONFERENCE		1- 3		1- 0		1- 0		
2- 3	0- 1	1- 1		HOME		0- 1		1- 0		0- 0		
2- 5	0- 1	0- 2		AWAY		1- 2		0- 0		1- 0		
0- 0	0- 0	0- 0		NEUTRAL		0- 0		0- 0		0- 0		
RPI S	Opponent	Score	RPI S	Opponent	Score	RPI S	Opponent	Score	RPI S	Opponent	Score	
3 H	Florida	0 3	35 A	LSU	1 3	60 A	Georgia	0 3	107 H	Furman	3 1	
4 A	Kentucky	1 3	36 H	Missouri	0 3	60 H	Georgia	0 3	112 N	Oral Roberts	3 0	
25 A	Purdue	0 3	38 A	Auburn	2 3	67 A	Tennessee	3 2	114 H	Hofstra	3 0	
			45 H	Arkansas	3 2	70 A	Ole Miss	1 3	117 A	South Ala.	3 1	
						85 N	Cleveland St.	3 2	118 H	South Carolina	3 2	
									134 N	Southern Miss.	0 3	
									141 H	Murray St.	3 1	
									185 N	McNeese	3 2	
									188 A	Mississippi St.	3 0	
									206 A	Alabama St.	3 1	
									238 A	Samford	3 1	
									248 H	Tennessee St.	3 0	
									290 H	Troy	3 0	
									317 H	Southern U.	3 0	
<hr/>												
LAST 10 GAMES												
60 H Georgia 0 3						35 A LSU 1 3						
38 A Auburn 2 3						206 A Alabama St. 3 1						
188 A Mississippi St. 3 0						67 A Tennessee 3 2						
118 H South Carolina 3 2						4 A Kentucky 1 3						
3 H Florida 0 3						36 H Missouri 0 3						

Non-Div. I Games:

Alabama

Average RPI Win: 191		WON-LOST	WINNING	LAST 10	STRENGTH OF		OPP. STRENGTH	TEAM	ADJ	CONF.	ADJ CONF.				
Average RPI Loss: 113		RECORD	PCT. RANK	GAMES	SCHEDULE		OF SCHEDULE	RPI	RPI	RPI	RPI				
DIV. I ONLY		24- 2	.92308	5	10- 0		247	132	53	.58722	55	13	13		
DIV. I NON-CONF.		13- 1	.92857	8	0- 0		244	123	70	.58449	69	15	15		

TOTALS		RPI 1-25		RPI 26-50		W-L RECORDS		RPI 51-100		RPI 101-150		RPI 150+			
24- 2		0- 0		1- 0		OVERALL		3- 1		4- 1		16- 0			
12- 1		0- 0		1- 0		HOME		1- 1		4- 0		6- 0			
8- 1		0- 0		0- 0		AWAY		1- 0		0- 1		7- 0			
4- 0		0- 0		0- 0		NEUTRAL		1- 0		0- 0		3- 0			
13- 1		0- 0		1- 0		NON-CONFERENCE		1- 1		2- 0		9- 0			
7- 1		0- 0		1- 0		HOME		0- 1		2- 0		4- 0			
2- 0		0- 0		0- 0		AWAY		0- 0		0- 0		2- 0			
4- 0		0- 0		0- 0		NEUTRAL		1- 0		0- 0		3- 0			
11- 1		0- 0		0- 0		CONFERENCE		2- 0		2- 1		7- 0			
5- 0		0- 0		0- 0		HOME		1- 0		2- 0		2- 0			
6- 1		0- 0		0- 0		AWAY		1- 0		0- 1		5- 0			
0- 0		0- 0		0- 0		NEUTRAL		0- 0		0- 0		0- 0			
RPI	S	Opponent	Score	RPI	S	Opponent	Score	RPI	S	Opponent	Score	RPI	S	Opponent	Score
				28	H	Oregon St.	3 0	61	N	Princeton	3 1	106	H	UTSA	3 1
								66	H	Rice	3 1	127	H	Oklahoma	3 0
								91	H	Texas Tech	1 3	134	A	Southern Miss.	2 3
								98	A	Fla. Atlantic	3 1	134	H	Southern Miss.	3 2
												140	H	Tulsa	3 1
												155	H	Campbell	3 0
												172	N	Bryant	3 0
												179	A	Marshall	3 0
												188	A	Mississippi St.	3 0
												189	A	Charlotte	3 2
												203	H	Abilene Christian	3 0
												231	A	Boston College	3 1
												245	H	UAB	3 0
												251	H	Montana	3 0
												268	H	New Orleans	3 0
												270	A	UTEP	3 1
												278	A	FIU	3 0
												281	A	Louisiana Tech	3 0
												281	H	Louisiana Tech	3 0
												301	N	Southeastern La.	3 1
												325	N	Jackson St.	3 0
				LAST 10 GAMES											
				281	A	Louisiana Tech	3 0	98	A	Fla. Atlantic	3 1				
				179	A	Marshall	3 0	270	A	UTEP	3 1				
				134	H	Southern Miss.	3 2	245	H	UAB	3 0				
				66	H	Rice	3 1	281	H	Louisiana Tech	3 0				
				189	A	Charlotte	3 2	106	H	UTSA	3 1				

Non-Div. I Games:

North Texas

Average RPI Win:		205	WON-LOST RECORD		WINNING PCT. RANK		LAST 10 GAMES		STRENGTH OF SCHEDULE		OPP. STRENGTH OF SCHEDULE		TEAM RPI		ADJ RPI		CONF. RPI		ADJ CONF. RPI		
DIV. I ONLY			17- 4		.80952 25		9- 1		125		176		54		.58537 56		19		19		
DIV. I NON-CONF.			6- 3		.66667 85		0- 0		79		84		72		.58278 72		20		20		
TOTALS		RPI 1-25		RPI 26-50		W-L RECORDS		RPI 51-100		RPI 101-150		RPI 150+									
17- 4		0- 2		0- 0		OVERALL		4- 1		3- 1		10- 0									
10- 0		0- 0		0- 0		HOME		2- 0		2- 0		6- 0									
6- 3		0- 2		0- 0		AWAY		1- 0		1- 1		4- 0									
1- 1		0- 0		0- 0		NEUTRAL		1- 1		0- 0		0- 0									
6- 3		0- 2		0- 0		NON-CONFERENCE		2- 1		1- 0		3- 0									
3- 0		0- 0		0- 0		HOME		1- 0		0- 0		2- 0									
2- 2		0- 2		0- 0		AWAY		0- 0		1- 0		1- 0									
1- 1		0- 0		0- 0		NEUTRAL		1- 1		0- 0		0- 0									
11- 1		0- 0		0- 0		CONFERENCE		2- 0		2- 1		7- 0									
7- 0		0- 0		0- 0		HOME		1- 0		2- 0		4- 0									
4- 1		0- 0		0- 0		AWAY		1- 0		0- 1		3- 0									
0- 0		0- 0		0- 0		NEUTRAL		0- 0		0- 0		0- 0									
RPI	S	Opponent		Score		RPI	S	Opponent		Score		RPI	S	Opponent		Score					
4	A	Kentucky		1	3			60	H	Georgia	3	0	125	H	FGCU		3	0			
22	A	Louisville		0	3			68	N	UC Irvine	0	3	136	A	Jacksonville		1	3			
								80	A	Lipscomb	3	2	136	H	Jacksonville		3	0			
								80	H	Lipscomb	3	2	146	A	Saint Louis		3	0			
								96	N	Illinois St.	3	1	255	A	Clemson		3	0			
													256	A	USC Upstate		3	0			
													256	H	USC Upstate		3	0			
													263	A	North Florida		3	1			
													263	H	North Florida		3	0			
													276	H	Georgia St.		3	0			
													290	H	Troy		3	1			
													297	H	Stetson		3	0			
													307	A	NJIT		3	0			
													307	H	NJIT		3	0			
LAST 10 GAMES																					
136 H Jacksonville						3	0	307 H NJIT						3	0						
263 H North Florida						3	0	256 H USC Upstate						3	0						
256 A USC Upstate						3	0	263 A North Florida						3	1						
307 A NJIT						3	0	136 A Jacksonville						1	3						
80 A Lipscomb						3	2	297 H Stetson						3	0						

Non-Div. I Games:

Kennesaw St.

Average RPI Win:	215	WON-LOST	WINNING	LAST 10	STRENGTH OF	OPP. STRENGTH	TEAM	ADJ	CONF.	ADJ CONF.	
Average RPI Loss:	86	RECORD	PCT. RANK	GAMES	SCHEDULE	OF SCHEDULE	RPI	RPI	RPI	RPI	
DIV. I ONLY	26- 4	.86667	16	9- 1	182	220	55	.58506	57	24	24
DIV. I NON-CONF.	13- 3	.8125	45	1- 1	201	190	89	.5652	89	26	26
<hr/>											
TOTALS	RPI 1-25	RPI 26-50		W-L RECORDS	RPI 51-100		RPI 101-150		RPI 150+		
26- 4	0- 0	1- 2		OVERALL	2- 1		2- 0		21- 1		
9- 2	0- 0	1- 1		HOME	1- 0		0- 0		7- 1		
11- 2	0- 0	0- 1		AWAY	1- 1		2- 0		8- 0		
6- 0	0- 0	0- 0		NEUTRAL	0- 0		0- 0		6- 0		
<hr/>											
13- 3	0- 0	1- 2		NON-CONFERENCE	0- 1		1- 0		11- 0		
3- 1	0- 0	1- 1		HOME	0- 0		0- 0		2- 0		
4- 2	0- 0	0- 1		AWAY	0- 1		1- 0		3- 0		
6- 0	0- 0	0- 0		NEUTRAL	0- 0		0- 0		6- 0		
<hr/>											
13- 1	0- 0	0- 0		CONFERENCE	2- 0		1- 0		10- 1		
6- 1	0- 0	0- 0		HOME	1- 0		0- 0		5- 1		
7- 0	0- 0	0- 0		AWAY	1- 0		1- 0		5- 0		
0- 0	0- 0	0- 0		NEUTRAL	0- 0		0- 0		0- 0		
<hr/>											
RPI S	Opponent	Score	RPI S	Opponent	Score	RPI S	Opponent	Score	RPI S	Opponent	Score
			32 A	Western Ky.	0 3	70 A	Ole Miss	0 3	136 A	Jacksonville	3 1
			36 H	Missouri	3 2	83 A	SIUE	3 2	141 A	Murray St.	3 0
			46 H	UNI	1 3	83 H	SIUE	3 2	153 H	Belmont	3 1
									169 N	South Fla.	3 1
									179 H	Marshall	3 1
									183 A	Eastern Ill.	3 0
									183 H	Eastern Ill.	3 1
									195 H	Eastern Ky.	1 3
									216 A	Jacksonville St.	3 0
									236 A	UT Martin	3 0
									236 H	UT Martin	3 0
									241 N	Northwestern St.	3 2
									245 A	UAB	3 1
									248 H	Tennessee St.	3 1
									257 H	UMKC	3 0
									264 N	Mercer	3 1
									271 N	Presbyterian	3 0
									272 A	Middle Tenn.	3 0
									276 N	Georgia St.	3 2
									280 A	Southeast Mo. St.	3 0
									280 H	Southeast Mo. St.	3 0
									294 N	Western Ill.	3 0
									311 A	Alabama A&M	3 0
									314 A	Tennessee Tech	3 0
			LAST 10 GAMES								
			280 H	Southeast Mo. St.	3 0	248 H	Tennessee St.	3 1			
			236 H	UT Martin	3 0	153 H	Belmont	3 1			
			272 A	Middle Tenn.	3 0	216 A	Jacksonville St.	3 0			
			83 A	SIUE	3 2	314 A	Tennessee Tech	3 0			
			183 A	Eastern Ill.	3 0	32 A	Western Ky.	0 3			

Non-Div. I Games:

Austin Peay

Average RPI Win:	159	WON-LOST RECORD	WINNING PCT. RANK	LAST 10 GAMES	STRENGTH OF SCHEDULE	OPP. STRENGTH OF SCHEDULE	TEAM RPI	ADJ RPI	CONF. RPI	ADJ CONF. RPI		
DIV. I ONLY		20- 6	.76923	38	8- 2	133	82	58	.58451	58	7	7
DIV. I NON-CONF.		10- 2	.83333	30	0- 0	125	135	49	.60192	48	7	7
<hr/>												
TOTALS	RPI 1-25	RPI 26-50		W-L RECORDS		RPI 51-100		RPI 101-150		RPI 150+		
20- 6	0- 1	2- 2		OVERALL		2- 1		4- 0		12- 2		
11- 2	0- 0	0- 1		HOME		2- 0		3- 0		6- 1		
5- 4	0- 1	1- 1		AWAY		0- 1		0- 0		4- 1		
4- 0	0- 0	1- 0		NEUTRAL		0- 0		1- 0		2- 0		
<hr/>												
10- 2	0- 0	1- 1		NON-CONFERENCE		0- 0		3- 0		6- 1		
5- 1	0- 0	0- 0		HOME		0- 0		2- 0		3- 1		
1- 1	0- 0	0- 1		AWAY		0- 0		0- 0		1- 0		
4- 0	0- 0	1- 0		NEUTRAL		0- 0		1- 0		2- 0		
<hr/>												
10- 4	0- 1	1- 1		CONFERENCE		2- 1		1- 0		6- 1		
6- 1	0- 0	0- 1		HOME		2- 0		1- 0		3- 0		
4- 3	0- 1	1- 0		AWAY		0- 1		0- 0		3- 1		
0- 0	0- 0	0- 0		NEUTRAL		0- 0		0- 0		0- 0		
<hr/>												
RPI	S	Opponent	Score	RPI	S	Opponent	Score	RPI	S	Opponent	Score	
14	A	Creighton	2 3	33	A	Marquette	3 2	77	A	Villanova	0 3	
				33	H	Marquette	0 3	77	H	Villanova	3 2	
				34	A	Michigan	0 3	92	H	Seton Hall	3 0	
				47	N	Col. of Charleston	3 0					
										115	H Ball St.	3 2
										121	H St. John's (NY)	3 1
										131	N Green Bay	3 0
										132	H Oakland	3 2
										161	A Xavier	3 1
										161	H Xavier	3 0
										162	H Stony Brook	3 0
										163	A Providence	3 0
										170	H Duquesne	3 0
										205	H Eastern Mich.	1 3
										212	A Georgetown	2 3
										212	H Georgetown	3 2
										214	N New Hampshire	3 1
										222	A Kent St.	3 0
										227	H Robert Morris	3 2
										240	A DePaul	3 0
										240	H DePaul	3 0
										258	N Evansville	3 0
<hr/>												
				LAST 10 GAMES								
				161	H Xavier	3 0	163	A Providence	3 0			
				212	H Georgetown	3 2	14	A Creighton	2 3			
				77	H Villanova	3 2	92	H Seton Hall	3 0			
				33	A Marquette	3 2	121	H St. John's (NY)	3 1			
				240	A DePaul	3 0	77	A Villanova	0 3			

Non-Div. I Games:

Butler

Average RPI Win: 199		WON-LOST	WINNING	LAST 10	STRENGTH OF		OPP. STRENGTH	TEAM	ADJ	CONF.	ADJ CONF.
Average RPI Loss: 86		RECORD	PCT. RANK	GAMES	SCHEDULE		OF SCHEDULE	RPI	RPI	RPI	RPI
DIV. I ONLY		19- 5	.79167	32	134		156	59	.58106	59	22
DIV. I NON-CONF.		9- 3	.75	58	62		95	41	.61444	42	19
TOTALS		RPI 1-25	RPI 26-50		W-L RECORDS		RPI 51-100		RPI 101-150		RPI 150+
19- 5	0- 2	1- 0		OVERALL		0- 0		5- 1		13- 2	
12- 1	0- 0	0- 0		HOME		0- 0		4- 0		8- 1	
4- 3	0- 1	1- 0		AWAY		0- 0		0- 1		3- 1	
3- 1	0- 1	0- 0		NEUTRAL		0- 0		1- 0		2- 0	
9- 3	0- 2	1- 0		NON-CONFERENCE		0- 0		3- 0		5- 1	
5- 1	0- 0	0- 0		HOME		0- 0		2- 0		3- 1	
1- 1	0- 1	1- 0		AWAY		0- 0		0- 0		0- 0	
3- 1	0- 1	0- 0		NEUTRAL		0- 0		1- 0		2- 0	
10- 2	0- 0	0- 0		CONFERENCE		0- 0		2- 1		8- 1	
7- 0	0- 0	0- 0		HOME		0- 0		2- 0		5- 0	
3- 2	0- 0	0- 0		AWAY		0- 0		0- 1		3- 1	
0- 0	0- 0	0- 0		NEUTRAL		0- 0		0- 0		0- 0	
RPI S	Opponent	Score	RPI S	Opponent	Score	RPI S	Opponent	Score	RPI S	Opponent	Score
2 N	Minnesota	0 3	47 A	Col. of Charleston	3 1				112 A	Oral Roberts	0 3
6 A	Texas	0 3							112 H	Oral Roberts	3 0
									128 N	A&M-Corpus Christi	3 1
									137 H	UC Davis	3 0
									138 H	South Dakota	3 0
									142 H	Gonzaga	3 0
									151 H	San Diego St.	1 3
									159 A	North Dakota St.	1 3
									159 H	North Dakota St.	3 0
									183 H	Eastern Ill.	3 0
									191 H	UC Riverside	3 0
									204 H	Niagara	3 1
									222 A	Fort Wayne	3 1
									222 H	Fort Wayne	3 2
									235 A	Omaha	3 1
									235 H	Omaha	3 1
									248 N	Tennessee St.	3 0
									256 N	USC Upstate	3 1
									294 H	Western Ill.	3 0
									313 A	South Dakota St.	3 0
									313 H	South Dakota St.	3 0
			LAST 10 GAMES								
			235 H	Omaha	3 1		138 H	South Dakota	3 0		
			112 H	Oral Roberts	3 0		294 H	Western Ill.	3 0		
			159 H	North Dakota St.	3 0		112 A	Oral Roberts	0 3		
			313 H	South Dakota St.	3 0		235 A	Omaha	3 1		
			222 A	Fort Wayne	3 1		313 A	South Dakota St.	3 0		

Non-Div. I Games:

Denver

Average RPI Win: 141		WON-LOST RECORD		WINNING PCT. RANK		LAST 10 GAMES		STRENGTH OF SCHEDULE		OPP. STRENGTH OF SCHEDULE		TEAM RPI		ADJ RPI		CONF. RPI		ADJ CONF. RPI	
DIV. I ONLY		17- 9		.65385 85		6- 4		78		54		61		.57902 60		4		4	
DIV. I NON-CONF.		10- 3		.76923 55		0- 0		129		136		69		.58327 70		4		4	
TOTALS		RPI 1-25		RPI 26-50		W-L RECORDS		RPI 51-100		RPI 101-150		RPI 150+							
17- 9		0- 1		2- 4		OVERALL		3- 3		6- 0		6- 1							
9- 4		0- 0		1- 3		HOME		2- 1		2- 0		4- 0							
6- 3		0- 1		1- 0		AWAY		1- 2		2- 0		2- 0							
2- 2		0- 0		0- 1		NEUTRAL		0- 0		2- 0		0- 1							
10- 3		0- 0		0- 1		NON-CONFERENCE		1- 1		5- 0		4- 1							
6- 0		0- 0		0- 0		HOME		1- 0		2- 0		3- 0							
2- 1		0- 0		0- 0		AWAY		0- 1		1- 0		1- 0							
2- 2		0- 0		0- 1		NEUTRAL		0- 0		2- 0		0- 1							
7- 6		0- 1		2- 3		CONFERENCE		2- 2		1- 0		2- 0							
3- 4		0- 0		1- 3		HOME		1- 1		0- 0		1- 0							
4- 2		0- 1		1- 0		AWAY		1- 1		1- 0		1- 0							
0- 0		0- 0		0- 0		NEUTRAL		0- 0		0- 0		0- 0							
RPI S	Opponent	Score		RPI S	Opponent	Score		RPI S	Opponent	Score		RPI S	Opponent	Score					
3	A Florida	0 3		36	A Missouri	3 0		54	A Alabama	3 0		108	H Georgia Tech	3 1					
				36	H Missouri	1 3		54	H Alabama	3 0		118	A South Carolina	3 2					
				38	H Auburn	0 3		56	A Kennesaw St.	0 3		125	N FGCU	3 0					
				45	H Arkansas	3 1		67	H Tennessee	2 3		126	H LIU Brooklyn	3 0					
				48	H Texas A&M	0 3		70	A Ole Miss	2 3		127	N Oklahoma	3 0					
				50	N High Point	1 3		91	H Texas Tech	3 1		144	A Ohio	3 0					
												184	N Wofford	2 3					
												188	A Mississippi St.	3 0					
												188	H Mississippi St.	3 0					
												196	H UNC Asheville	3 0					
												261	A Davidson	3 1					
												271	H Presbyterian	3 0					
												273	H George Mason	3 0					
				LAST 10 GAMES															
				54	A Alabama	3 0		188	A Mississippi St.	3 0									
				188	H Mississippi St.	3 0		67	H Tennessee	2 3									
				36	H Missouri	1 3		3	A Florida	0 3									
				45	H Arkansas	3 1		118	A South Carolina	3 2									
				36	A Missouri	3 0		70	A Ole Miss	2 3									

Non-Div. I Games:

Georgia

Average RPI Win:	179	WON-LOST RECORD	WINNING PCT. RANK	LAST 10 GAMES	STRENGTH OF SCHEDULE	OPP. STRENGTH OF SCHEDULE	TEAM RPI	ADJ RPI	CONF. RPI	ADJ CONF. RPI		
Average RPI Loss:	102											
DIV. I ONLY		16- 6	.72727	52	7- 3	90	151	60	.57871	61	12	12
DIV. I NON-CONF.		7- 3	.7	77	0- 0	75	131	60	.58942	62	16	16
<hr/>												
TOTALS	RPI 1-25	RPI 26-50		W-L RECORDS		RPI 51-100		RPI 101-150		RPI 150+		
16- 6	0- 0	0- 1		OVERALL		3- 3		3- 1		10- 1		
7- 1	0- 0	0- 0		HOME		1- 1		2- 0		4- 0		
5- 3	0- 0	0- 0		AWAY		2- 1		1- 1		2- 1		
4- 2	0- 0	0- 1		NEUTRAL		0- 1		0- 0		4- 0		
7- 3	0- 0	0- 1		NON-CONFERENCE		2- 2		0- 0		5- 0		
1- 0	0- 0	0- 0		HOME		1- 0		0- 0		0- 0		
2- 1	0- 0	0- 0		AWAY		1- 1		0- 0		1- 0		
4- 2	0- 0	0- 1		NEUTRAL		0- 1		0- 0		4- 0		
9- 3	0- 0	0- 0		CONFERENCE		1- 1		3- 1		5- 1		
6- 1	0- 0	0- 0		HOME		0- 1		2- 0		4- 0		
3- 2	0- 0	0- 0		AWAY		1- 0		1- 1		1- 1		
0- 0	0- 0	0- 0		NEUTRAL		0- 0		0- 0		0- 0		
RPI S	Opponent	Score	RPI S	Opponent	Score	RPI S	Opponent	Score	RPI S	Opponent	Score	
			44 N	Iowa	0 3	55 N	North Texas	1 3	143 A	Cornell	1 3	
						75 A	Yale	3 1	143 H	Cornell	3 0	
						75 H	Yale	0 3	148 A	Penn	3 0	
						77 A	Villanova	3 0	148 H	Penn	3 0	
						81 A	American	1 3	160 H	Harvard	3 0	
						92 H	Seton Hall	3 2	172 N	Bryant	3 0	
									177 N	Albany (NY)	3 0	
									190 N	UConn	3 1	
									213 A	Columbia	2 3	
									213 H	Columbia	3 0	
									231 A	Boston College	3 2	
									239 H	Dartmouth	3 1	
									244 N	Howard	3 1	
									274 A	Brown	3 0	
									274 H	Brown	3 0	
LAST 10 GAMES			LAST 10 GAMES			LAST 10 GAMES			LAST 10 GAMES			
			143 H	Cornell	3 0	213 A	Columbia	2 3				
			213 H	Columbia	3 0	143 A	Cornell	1 3				
			274 H	Brown	3 0	160 H	Harvard	3 0				
			75 H	Yale	0 3	239 H	Dartmouth	3 1				
			148 A	Penn	3 0	75 A	Yale	3 1				

Non-Div. I Games:

Princeton

Average RPI Win: 154		WON-LOST RECORD	WINNING PCT. RANK		LAST 10 GAMES	STRENGTH OF SCHEDULE	OPP. STRENGTH OF SCHEDULE	TEAM RPI	ADJ RPI	CONF. RPI	ADJ CONF. RPI					
Average RPI Loss: 91																
DIV. I ONLY		18- 7	.72	54	8- 2	113	81	62	.57513	62	8	8				
DIV. I NON-CONF.		6- 5	.54545	141	0- 0	150	52	120	.52945	120	9	9				
<hr/>																
TOTALS		RPI 1-25		RPI 26-50		W-L RECORDS		RPI 51-100		RPI 101-150		RPI 150+				
18- 7		0- 1		0- 1		OVERALL		3- 3		7- 0		8- 2				
7- 4		0- 0		0- 1		HOME		0- 2		4- 0		3- 1				
8- 2		0- 1		0- 0		AWAY		2- 1		2- 0		4- 0				
3- 1		0- 0		0- 0		NEUTRAL		1- 0		1- 0		1- 1				
6- 5		0- 0		0- 1		NON-CONFERENCE		3- 2		2- 0		1- 2				
1- 4		0- 0		0- 1		HOME		0- 2		1- 0		0- 1				
2- 0		0- 0		0- 0		AWAY		2- 0		0- 0		0- 0				
3- 1		0- 0		0- 0		NEUTRAL		1- 0		1- 0		1- 1				
12- 2		0- 1		0- 0		CONFERENCE		0- 1		5- 0		7- 0				
6- 0		0- 0		0- 0		HOME		0- 0		3- 0		3- 0				
6- 2		0- 1		0- 0		AWAY		0- 1		2- 0		4- 0				
0- 0		0- 0		0- 0		NEUTRAL		0- 0		0- 0		0- 0				
RPI	S	Opponent		Score	RPI	S	Opponent		Score	RPI	S	Opponent		Score		
17	A	Wichita St.		1 3	45	H	Arkansas		2 3	64	H	TCU		1 3		
										66	H	Rice		1 3		
										70	N	Ole Miss		3 1		
										74	A	Texas St.		3 2		
										78	A	Temple		1 3		
										93	A	Arkansas St.		3 0		
													104	H	UCF	3 0
													106	N	UTSA	3 1
													128	H	A&M-Corpus Christi	3 0
													135	A	Cincinnati	3 2
													135	H	Cincinnati	3 1
													145	A	Tulane	3 0
													145	H	Tulane	3 1
													157	A	East Carolina	3 2
													157	H	East Carolina	3 0
													169	H	South Fla.	3 1
													178	N	Virginia Tech	0 3
													188	H	Mississippi St.	2 3
													190	A	UConn	3 0
													200	A	Houston	3 2
													200	H	Houston	3 0
													265	A	Memphis	3 0
													303	N	UMass Lowell	3 0
LAST 10 GAMES																
145 A Tulane					3	0	190 A UConn					3	0			
200 A Houston					3	2	265 A Memphis					3	0			
157 H East Carolina					3	0	17 A Wichita St.					1	3			
135 H Cincinnati					3	1	104 H UCF					3	0			
78 A Temple					1	3	169 H South Fla.					3	1			

Non-Div. I Games:

SMU

Average RPI Win: Average RPI Loss:	217 126	WON-LOST RECORD	WINNING PCT. RANK	LAST 10 GAMES		STRENGTH OF SCHEDULE	OPP. STRENGTH OF SCHEDULE	TEAM RPI	ADJ RPI	CONF. RPI	ADJ CONF. RPI	
DIV. I ONLY		23- 3	.88462	12	9- 1	230	242	63	.57364	63	27	27
DIV. I NON-CONF.		11- 1	.91667	10	0- 0	208	203	62	.58704	65	24	24
<hr/>												
TOTALS	RPI 1-25		RPI 26-50		W-L RECORDS		RPI 51-100		RPI 101-150		RPI 150+	
23- 3	0- 0		0- 0		OVERALL		2- 1		5- 1		16- 1	
11- 1	0- 0		0- 0		HOME		1- 0		2- 1		8- 0	
8- 2	0- 0		0- 0		AWAY		0- 1		2- 0		6- 1	
4- 0	0- 0		0- 0		NEUTRAL		1- 0		1- 0		2- 0	
11- 1	0- 0		0- 0		NON-CONFERENCE		2- 0		2- 1		7- 0	
5- 1	0- 0		0- 0		HOME		1- 0		0- 1		4- 0	
2- 0	0- 0		0- 0		AWAY		0- 0		1- 0		1- 0	
4- 0	0- 0		0- 0		NEUTRAL		1- 0		1- 0		2- 0	
12- 2	0- 0		0- 0		CONFERENCE		0- 1		3- 0		9- 1	
6- 0	0- 0		0- 0		HOME		0- 0		2- 0		4- 0	
6- 2	0- 0		0- 0		AWAY		0- 1		1- 0		5- 1	
0- 0	0- 0		0- 0		NEUTRAL		0- 0		0- 0		0- 0	
RPI	S	Opponent	Score	RPI	S	Opponent	Score	RPI	S	Opponent	Score	
								84	N	Wyoming	3 1	
								88	A	SFA	0 3	
								93	H	Arkansas St.	3 1	
									</			

Non-Div. I Games:

Central Ark.

Average RPI Win: 129		WON-LOST RECORD		WINNING PCT. RANK		LAST 10 GAMES		STRENGTH OF SCHEDULE		OPP. STRENGTH OF SCHEDULE		TEAM RPI		ADJ RPI		CONF. RPI		ADJ CONF. RPI	
Average RPI Loss: 46		10- 13		.43478 200		2- 8		9		52		64		.56912 64		3		3	
DIV. I ONLY		8- 4		.66667 85		0- 1		25		113		43		.61113 44		3		3	
DIV. I NON-CONF.																			
TOTALS		RPI 1-25		RPI 26-50		W-L RECORDS		RPI 51-100		RPI 101-150		RPI 150+							
10- 13		0- 6		0- 2		OVERALL		4- 4		2- 1		4- 0							
7- 5		0- 3		0- 0		HOME		3- 1		2- 1		2- 0							
1- 7		0- 3		0- 1		AWAY		1- 2		0- 0		0- 0							
2- 1		0- 0		0- 1		NEUTRAL		0- 0		0- 0		2- 0							
8- 4		0- 0		0- 2		NON-CONFERENCE		2- 2		2- 0		4- 0							
5- 1		0- 0		0- 0		HOME		1- 1		2- 0		2- 0							
1- 2		0- 0		0- 1		AWAY		1- 1		0- 0		0- 0							
2- 1		0- 0		0- 1		NEUTRAL		0- 0		0- 0		2- 0							
2- 9		0- 6		0- 0		CONFERENCE		2- 2		0- 1		0- 0							
2- 4		0- 3		0- 0		HOME		2- 0		0- 1		0- 0							
0- 5		0- 3		0- 0		AWAY		0- 2		0- 0		0- 0							
0- 0		0- 0		0- 0		NEUTRAL		0- 0		0- 0		0- 0							
RPI	S	Opponent		Score		RPI	S	Opponent		Score		RPI	S	Opponent		Score			
6	H	Texas		0	3	29	N	Colorado St.		2	3	62	A	SMU		3	1		
12	A	Kansas		0	3	41	A	Florida St.		1	3	66	H	Rice		3	0		
12	H	Kansas		1	3							73	H	Duke		0	3		
13	A	Iowa St.		0	3							74	A	Texas St.		1	3		
20	A	Baylor		0	3							79	A	West Virginia		1	3		
20	H	Baylor		0	3							79	H	West Virginia		3	1		
												91	A	Texas Tech		1	3		
												100	H	Kansas St.		3	1		
												127	H	Oklahoma		0	3		
										</									

Non-Div. I Games:

TCU

Average RPI Win: 208		WON-LOST	WINNING	LAST 10	STRENGTH OF		OPP. STRENGTH	TEAM	ADJ		CONF.	ADJ CONF.
Average RPI Loss: 80		RECORD	PCT. RANK	GAMES	SCHEDULE		OF SCHEDULE	RPI	RPI		RPI	RPI
DIV. I ONLY		24- 4	.85714	17	8- 2		245	155	65		.56893	65
DIV. I NON-CONF.		14- 0	1	1	0- 0		315	192	92		.56247	92
TOTALS		RPI 1-25	RPI 26-50		W-L RECORDS		RPI 51-100		RPI 101-150		RPI 150+	
24- 4		0- 0	0- 2		OVERALL		2- 0		3- 2		19- 0	
8- 3		0- 0	0- 1		HOME		0- 0		0- 2		8- 0	
10- 1		0- 0	0- 1		AWAY		1- 0		3- 0		6- 0	
6- 0		0- 0	0- 0		NEUTRAL		1- 0		0- 0		5- 0	
14- 0		0- 0	0- 0		NON-CONFERENCE		1- 0		1- 0		12- 0	
5- 0		0- 0	0- 0		HOME		0- 0		0- 0		5- 0	
3- 0		0- 0	0- 0		AWAY		0- 0		1- 0		2- 0	
6- 0		0- 0	0- 0		NEUTRAL		1- 0		0- 0		5- 0	
10- 4		0- 0	0- 2		CONFERENCE		1- 0		2- 2		7- 0	
3- 3		0- 0	0- 1		HOME		0- 0		0- 2		3- 0	
7- 1		0- 0	0- 1		AWAY		1- 0		2- 0		4- 0	
0- 0		0- 0	0- 0		NEUTRAL		0- 0		0- 0		0- 0	
RPI S	Opponent	Score	RPI S	Opponent	Score	RPI S	Opponent	Score	RPI S	Opponent	Score	
			47 A	Col. of Charleston	0 3	69 A	James Madison	3 1	113 A	Northeastern	3 1	
			47 H	Col. of Charleston	1 3	97 N	ETSU	3 1	113 H	Northeastern	1 3	
									114 A	Hofstra	3 0	
									114 H	Hofstra	0 3	
									132 A	Oakland	3 2	
									152 A	Elon	3 1	
									152 H	Elon	3 0	
									182 A	UNCW	3 1	
									182 H	UNCW	3 2	
									193 N	Virginia	3 0	
									205 H	Eastern Mich.	3 1	
									216 N	Jacksonville St.	3 0	
									222 N	Fort Wayne	3 1	
									222 N	Kent St.	3 0	
									225 A	Western Caro.	3 1	
									232 A	Appalachian St.	3 1	
									260 A	Delaware	3 1	
									273 H	George Mason	3 0	
									282 A	William & Mary	3 0	
									282 H	William & Mary	3 0	
									283 H	Cal St. Fullerton	3 0	
									292 N	Charleston So.	3 1	
									305 H	Quinnipiac	3 0	
									316 H	Lafayette	3 0	
			LAST 10 GAMES									
			182 H	UNCW	3 2	152 H	Elon	3 0				
			47 H	Col. of Charleston	1 3	69 A	James Madison	3 1				
			113 A	Northeastern	3 1	260 A	Delaware	3 1				
			114 A	Hofstra	3 0	182 A	UNCW	3 1				
			282 H	William & Mary	3 0	47 A	Col. of Charleston	0 3				

Non-Div. I Games:

Towson

Rice

Average RPI Win:		181	WON-LOST RECORD		WINNING PCT. RANK		LAST 10 GAMES		STRENGTH OF SCHEDULE		OPP. STRENGTH OF SCHEDULE		TEAM RPI		ADJ RPI		CONF. RPI		ADJ CONF. RPI	
DIV. I ONLY			20- 7		.74074 46		8- 2		138		111		66		.5688 66		13		13	
DIV. I NON-CONF.			10- 4		.71429 73		0- 0		111		81		75		.58067 76		15		15	
TOTALS		RPI 1-25		RPI 26-50		W-L RECORDS		RPI 51-100		RPI 101-150		RPI 150+								
20- 7		0- 1		0- 1		OVERALL		4- 3		4- 1		12- 1								
12- 2		0- 0		0- 1		HOME		3- 1		4- 0		5- 0								
5- 4		0- 1		0- 0		AWAY		1- 2		0- 0		4- 1								
3- 1		0- 0		0- 0		NEUTRAL		0- 0		0- 1		3- 0								
10- 4		0- 1		0- 0		NON-CONFERENCE		3- 2		2- 1		5- 0								
6- 1		0- 0		0- 0		HOME		2- 1		2- 0		2- 0								
1- 2		0- 1		0- 0		AWAY		1- 1		0- 0		0- 0								
3- 1		0- 0		0- 0		NEUTRAL		0- 0		0- 1		3- 0								
10- 3		0- 0		0- 1		CONFERENCE		1- 1		2- 0		7- 1								
6- 1		0- 0		0- 1		HOME		1- 0		2- 0		3- 0								
4- 2		0- 0		0- 0		AWAY		0- 1		0- 0		4- 1								
0- 0		0- 0		0- 0		NEUTRAL		0- 0		0- 0		0- 0								
RPI S	Opponent		Score		RPI S	Opponent		Score		RPI S	Opponent		Score		RPI S	Opponent		Score		
11 A	Colorado		0 3		32 H	Western Ky.		0 3		55 A	North Texas		1 3		106 H	UTSA		3 2		
										62 A	SMU		3 1		128 N	A&M-Corpus Christi		1 3		
										64 A	TCU		0 3		133 H	Houston Baptist		3 1		
										88 H	SFA		3 2		134 H	Southern Miss.		3 1		
										90 H	California		1 3		150 H	Louisiana		3 0		
										93 H	Arkansas St.		3 2		168 N	Wake Forest		3 0		
										98 H	Fla. Atlantic		3 2		179 A	Marshall		3 2		
															188 N	Mississippi St.		3 1		
															189 A	Charlotte		3 1		
															203 N	Abilene Christian		3 1		
															212 H	Georgetown		3 1		
															245 A	UAB		3 2		
															267 H	Incarnate Word		3 2		
															270 A	UTEP		2 3		
															270 H	UTEP		3 2		
															272 H	Middle Tenn.		3 0		
															278 H	FIU		3 0		
															281 A	Louisiana Tech		3 1		
LAST 10 GAMES																				
															134 H	Southern Miss.		3 1		
															32 H	Western Ky.		0 3		
															189 A	Charlotte		3 1		
															55 A	North Texas		1 3		
															270 H	UTEP		3 2		
															106 H	UTSA		3 2		
															245 A	UAB		3 2		
															179 A	Marshall		3 2		
															278 H	FIU		3 0		
															98 H	Fla. Atlantic		3 2		

Non-Div. I Games:

Rice

Average RPI Win: 143		WON-LOST RECORD		WINNING PCT. RANK		LAST 10 GAMES		STRENGTH OF SCHEDULE		OPP. STRENGTH OF SCHEDULE		TEAM RPI		ADJ RPI		CONF. RPI		ADJ CONF. RPI	
DIV. I ONLY		11- 11		.5 158		3- 7		39		33		70		.5687 67		4		4	
DIV. I NON-CONF.		7- 2		.77778 50		0- 0		93		115		48		.60106 50		4		4	
TOTALS		RPI 1-25		RPI 26-50		W-L RECORDS		RPI 51-100		RPI 101-150		RPI 150+							
11- 11		0- 4		2- 3		OVERALL		1- 2		2- 2		6- 0							
8- 4		0- 1		1- 1		HOME		0- 1		1- 1		6- 0							
2- 6		0- 3		1- 2		AWAY		1- 0		0- 1		0- 0							
1- 1		0- 0		0- 0		NEUTRAL		0- 1		1- 0		0- 0							
7- 2		0- 1		0- 0		NON-CONFERENCE		0- 1		2- 0		5- 0							
6- 0		0- 0		0- 0		HOME		0- 0		1- 0		5- 0							
0- 1		0- 1		0- 0		AWAY		0- 0		0- 0		0- 0							
1- 1		0- 0		0- 0		NEUTRAL		0- 1		1- 0		0- 0							
4- 9		0- 3		2- 3		CONFERENCE		1- 1		0- 2		1- 0							
2- 4		0- 1		1- 1		HOME		0- 1		0- 1		1- 0							
2- 5		0- 2		1- 2		AWAY		1- 0		0- 1		0- 0							
0- 0		0- 0		0- 0		NEUTRAL		0- 0		0- 0		0- 0							
RPI S	Opponent	Score		RPI S	Opponent	Score		RPI S	Opponent	Score		RPI S	Opponent	Score					
2 A	Minnesota	0	3	35 A	LSU	3	0	54 H	Alabama	2	3	106 N	UTSA	3	1				
3 A	Florida	0	3	36 H	Missouri	3	1	60 A	Georgia	3	2	107 H	Furman	3	2				
3 H	Florida	0	3	38 H	Auburn	2	3	79 N	West Virginia	0	3	118 A	South Carolina	1	3				
4 A	Kentucky	0	3	45 A	Arkansas	0	3					118 H	South Carolina	1	3				
				48 A	Texas A&M	2	3					179 H	Marshall	3	0				
												180 H	Western Mich.	3	1				
												184 H	Wofford	3	0				
												188 H	Mississippi St.	3	1				
												242 H	George Washington	3	0				
												256 H	USC Upstate	3	1				

Average RPI Win:	194	WON-LOST RECORD	WINNING PCT. RANK	LAST 10 GAMES	STRENGTH OF SCHEDULE	OPP. STRENGTH OF SCHEDULE	TEAM RPI	ADJ RPI	CONF. RPI	ADJ CONF. RPI		
Average RPI Loss:	78											
DIV. I ONLY		21- 4	.84	19	8- 2	252	97	67	.56836	68	9	9
DIV. I NON-CONF.		12- 1	.92308	9	0- 0	236	103	67	.58506	67	8	8

TOTALS	RPI 1-25	RPI 26-50		W-L RECORDS		RPI 51-100		RPI 101-150		RPI 150+		
21- 4	0- 2	0- 1		OVERALL		3- 0		3- 0		15- 1		
9- 1	0- 1	0- 0		HOME		0- 0		1- 0		8- 0		
7- 2	0- 0	0- 0		AWAY		1- 0		2- 0		4- 0		
5- 1	0- 1	0- 0		NEUTRAL		2- 0		0- 0		3- 0		
12- 1	0- 1	0- 0		NON-CONFERENCE		3- 0		1- 0		8- 0		
4- 0	0- 0	0- 0		HOME		0- 0		0- 0		4- 0		
3- 0	0- 0	0- 0		AWAY		1- 0		1- 0		1- 0		
5- 1	0- 1	0- 0		NEUTRAL		2- 0		0- 0		3- 0		
9- 3	0- 1	0- 1		CONFERENCE		0- 0		2- 0		7- 1		
5- 1	0- 1	0- 0		HOME		0- 0		1- 0		4- 0		
4- 2	0- 0	0- 1		AWAY		0- 0		1- 0		3- 1		
0- 0	0- 0	0- 0		NEUTRAL		0- 0		0- 0		0- 0		

RPI S	Opponent	Score		RPI S	Opponent	Score		RPI S	Opponent	Score		
22 N	Louisville	0	3	49 A	Hawaii	1	3	56 N	Kennesaw St.	3	0	
24 H	Cal Poly	0	3					90 A	California	3	1	
								96 N	Illinois St.	3	1	

Non-Div. I Games:

UC Irvine

Average RPI Win: 216		WON-LOST	WINNING	LAST 10	STRENGTH OF		OPP. STRENGTH	TEAM	ADJ	CONF.	ADJ CONF.
Average RPI Loss: 68		RECORD	PCT. RANK	GAMES	SCHEDULE		OF SCHEDULE	RPI	RPI	RPI	RPI
DIV. I ONLY		18- 4	.81818	23	6- 4		212	179	68	.56746	69
DIV. I NON-CONF.		9- 0	1	1	0- 0		238	259	59	.59017	59
TOTALS		RPI 1-25	RPI 26-50		W-L RECORDS		RPI 51-100		RPI 101-150		RPI 150+
18- 4	0- 0	0- 2		OVERALL		0- 1		3- 1		15- 0	
10- 2	0- 0	0- 1		HOME		0- 1		2- 0		8- 0	
6- 2	0- 0	0- 1		AWAY		0- 0		1- 1		5- 0	
2- 0	0- 0	0- 0		NEUTRAL		0- 0		0- 0		2- 0	
9- 0	0- 0	0- 0		NON-CONFERENCE		0- 0		2- 0		7- 0	
6- 0	0- 0	0- 0		HOME		0- 0		2- 0		4- 0	
1- 0	0- 0	0- 0		AWAY		0- 0		0- 0		1- 0	
2- 0	0- 0	0- 0		NEUTRAL		0- 0		0- 0		2- 0	
9- 4	0- 0	0- 2		CONFERENCE		0- 1		1- 1		8- 0	
4- 2	0- 0	0- 1		HOME		0- 1		0- 0		4- 0	
5- 2	0- 0	0- 1		AWAY		0- 0		1- 1		4- 0	
0- 0	0- 0	0- 0		NEUTRAL		0- 0		0- 0		0- 0	
RPI S	Opponent	Score	RPI S	Opponent	Score	RPI S	Opponent	Score	RPI S	Opponent	Score
			47 A	Col. of Charleston	1 3	65 H	Towson	1 3	110 H	Drake	3 1
			47 H	Col. of Charleston	2 3				113 A	Northeastern	2 3
									114 A	Hofstra	3 2
									143 H	Cornell	3 0
									152 A	Elon	3 0
									152 H	Elon	3 1
									166 N	Buffalo	3 0
									182 A	UNCW	3 0
									182 H	UNCW	3 1
									211 H	Sacred Heart	3 1
									212 A	Georgetown	3 2
									260 A	Delaware	3 0
									260 H	Delaware	3 0
									279 H	Gardner-Webb	3 0
									282 A	William & Mary	3 1
									282 H	William & Mary	3 2
									291 H	Rider	3 0
									293 H	Hampton	3 0
									321 N	Coppin St.	3 0
			LAST 10 GAMES								
			260 A	Delaware	3 0	65 H	Towson	1 3			
			152 H	Elon	3 1	260 H	Delaware	3 0			
			282 H	William & Mary	3 2	114 A	Hofstra	3 2			
			47 A	Col. of Charleston	1 3	113 A	Northeastern	2 3			
			182 A	UNCW	3 0	47 H	Col. of Charleston	2 3			

Non-Div. I Games:

James Madison

Average RPI Win:	163	WON-LOST RECORD	WINNING PCT. RANK	LAST 10 GAMES	STRENGTH OF SCHEDULE	OPP. STRENGTH OF SCHEDULE	TEAM RPI	ADJ RPI	CONF. RPI	ADJ CONF. RPI	
Average RPI Loss:	54	15- 11	.57692 124	2- 3	56	73	72	.56705 70	4	4	
DIV. I ONLY		9- 4	.69231 80	1- 1	89	218	82	.5747 82	4	4	
DIV. I NON-CONF.											
<hr/>											
TOTALS	RPI 1-25	RPI 26-50	W-L RECORDS		RPI 51-100	RPI 101-150	RPI 150+				
15- 11	0- 1	1- 6	OVERALL		3- 3	2- 1	9- 0				
10- 6	0- 1	0- 3	HOME		3- 1	1- 1	6- 0				
4- 4	0- 0	1- 3	AWAY		0- 1	1- 0	2- 0				
1- 1	0- 0	0- 0	NEUTRAL		0- 1	0- 0	1- 0				
<hr/>											
9- 4	0- 0	0- 0	NON-CONFERENCE		1- 3	1- 1	7- 0				
7- 2	0- 0	0- 0	HOME		1- 1	1- 1	5- 0				
1- 1	0- 0	0- 0	AWAY		0- 1	0- 0	1- 0				
1- 1	0- 0	0- 0	NEUTRAL		0- 1	0- 0	1- 0				
<hr/>											
6- 7	0- 1	1- 6	CONFERENCE		2- 0	1- 0	2- 0				
3- 4	0- 1	0- 3	HOME		2- 0	0- 0	1- 0				
3- 3	0- 0	1- 3	AWAY		0- 0	1- 0	1- 0				
0- 0	0- 0	0- 0	NEUTRAL		0- 0	0- 0	0- 0				
<hr/>											
RPI S	Opponent	Score	RPI S	Opponent	Score	RPI S	Opponent	Score	RPI S	Opponent	Score
3	H Florida	0 3	35	A LSU	2 3	54	H Alabama	3 1	117	H South Ala.	3 1
			36	A Missouri	0 3	57	H Austin Peay	3 0	117	H South Ala.	2 3
			36	H Missouri	1 3	60	H Georgia	3 2	118	A South Carolina	3 0
			38	H Auburn	1 3	62	N SMU	1 3	178	N Virginia Tech	3 2
			45	A Arkansas	2 3	87	H North Dakota	2 3	181	A Northern Colo.	3 0
			45	H Arkansas	2 3	93	A Arkansas St.	1 3	188	A Mississippi St.	3 0
			48	A Texas A&M	3 1				188	H Mississippi St.	3 1
									198	H Chattanooga	3 0
									241	H Northwestern St.	3 0
									264	H Mercer	3 2
									269	H Florida A&M	3 0
									281	H Louisiana Tech	3 2
<hr/>											
			LAST 10 GAMES								
			117	H South Ala.	3 1	48	A Texas A&M	3 1			
			117	H South Ala.	2 3	35	A LSU	2 3			
			188	H Mississippi St.	3 1	118	A South Carolina	3 0			
			45	H Arkansas	2 3	3	H Florida	0 3			
			36	H Missouri	1 3	36	A Missouri	0 3			

Average RPI Win: 177		WON-LOST	WINNING	LAST 10	STRENGTH OF		OPP. STRENGTH	TEAM	ADJ	CONF.	ADJ CONF.
Average RPI Loss: 76		RECORD	PCT. RANK	GAMES	SCHEDULE		OF SCHEDULE	RPI	RPI	RPI	RPI
DIV. I ONLY		19- 8	.7037 64	9- 1	119		92	69	.567 71	15	16
DIV. I NON-CONF.		8- 5	.61538 111	0- 0	68		54	76	.58005 77	11	11
TOTALS		RPI 1-25	RPI 26-50	W-L RECORDS	RPI 51-100		RPI 101-150		RPI 150+		
19- 8	0- 2		0- 2	OVERALL	1- 1		5- 2		13- 1		
9- 3	0- 0		0- 1	HOME	0- 1		2- 0		7- 1		
7- 3	0- 1		0- 0	AWAY	0- 0		3- 2		4- 0		
3- 2	0- 1		0- 1	NEUTRAL	1- 0		0- 0		2- 0		
8- 5	0- 2		0- 2	NON-CONFERENCE	1- 1		2- 0		5- 0		
2- 2	0- 0		0- 1	HOME	0- 1		0- 0		2- 0		
3- 1	0- 1		0- 0	AWAY	0- 0		2- 0		1- 0		
3- 2	0- 1		0- 1	NEUTRAL	1- 0		0- 0		2- 0		
11- 3	0- 0		0- 0	CONFERENCE	0- 0		3- 2		8- 1		
7- 1	0- 0		0- 0	HOME	0- 0		2- 0		5- 1		
4- 2	0- 0		0- 0	AWAY	0- 0		1- 2		3- 0		
0- 0	0- 0		0- 0	NEUTRAL	0- 0		0- 0		0- 0		
RPI S	Opponent	Score	RPI S	Opponent	Score	RPI S	Opponent	Score	RPI S	Opponent	Score
17 N	Wichita St.	1 3	32 H	Western Ky.	1 3	53 H	Dayton	2 3	111 A	IUPUI	3 2
25 A	Purdue	0 3	33 N	Marquette	0 3	72 N	Radford	3 0	115 A	Ball St.	3 1
									118 A	South Carolina	3 2
									124 A	Bowling Green	1 3
									124 H	Bowling Green	3 1
									144 A	Ohio	2 3
									144 H	Ohio	3 0
									154 H	Central Mich.	3 1
									161 A	Xavier	3 1
									166 H	Buffalo	3 1
									173 H	Northern Ariz.	3 1
									180 H	Western Mich.	1 3
									187 A	Northern Ill.	3 0
									195 N	Eastern Ky.	3 2
									205 H	Eastern Mich.	3 0
									207 A	Toledo	3 0
									222 A	Kent St.	3 2
									222 H	Kent St.	3 0
									246 H	Southern Ill.	3 0
									262 N	Loyola Chicago	3 0
									284 H	Akron	3 1
			LAST 10 GAMES								
			144 H	Ohio	3 0	207 A	Toledo	3 0			
			222 H	Kent St.	3 0	205 H	Eastern Mich.	3 0			
			187 A	Northern Ill.	3 0	154 H	Central Mich.	3 1			
			124 A	Bowling Green	1 3	284 H	Akron	3 1			
			115 A	Ball St.	3 1	166 H	Buffalo	3 1			

Non-Div. I Games:

Miami (OH)

Average RPI Win:	219	WON-LOST	WINNING	LAST 10	STRENGTH OF	OPP. STRENGTH	TEAM	ADJ	CONF.	ADJ CONF.	
Average RPI Loss:	112	RECORD	PCT. RANK	GAMES	SCHEDULE	OF SCHEDULE	RPI	RPI	RPI	RPI	
DIV. I ONLY	22- 3	.88	13	9- 1	267	187	71	.56577	72	20	20
DIV. I NON-CONF.	10- 1	.90909	15	0- 0	214	155	65	.58559	66	22	23
<hr/>											
TOTALS	RPI 1-25	RPI 26-50		W-L RECORDS		RPI 51-100		RPI 101-150		RPI 150+	
22- 3	0- 0	0- 1		OVERALL		2- 1		1- 0		19- 1	
5- 1	0- 0	0- 0		HOME		0- 0		0- 0		5- 1	
11- 1	0- 0	0- 1		AWAY		1- 0		1- 0		9- 0	
6- 1	0- 0	0- 0		NEUTRAL		1- 1		0- 0		5- 0	
<hr/>											
10- 1	0- 0	0- 0		NON-CONFERENCE		2- 1		1- 0		7- 0	
0- 0	0- 0	0- 0		HOME		0- 0		0- 0		0- 0	
4- 0	0- 0	0- 0		AWAY		1- 0		1- 0		2- 0	
6- 1	0- 0	0- 0		NEUTRAL		1- 1		0- 0		5- 0	
<hr/>											
12- 2	0- 0	0- 1		CONFERENCE		0- 0		0- 0		12- 1	
5- 1	0- 0	0- 0		HOME		0- 0		0- 0		5- 1	
7- 1	0- 0	0- 1		AWAY		0- 0		0- 0		7- 0	
0- 0	0- 0	0- 0		NEUTRAL		0- 0		0- 0		0- 0	
<hr/>											
RPI S	Opponent	Score	RPI S	Opponent	Score	RPI S	Opponent	Score	RPI S	Opponent	Score
			50 A	High Point	0 3	71 N	Miami (OH)	0 3	118 A	South Carolina	3 2
						95 A	Arizona	3 2	155 A	Campbell	3 1
						97 N	ETSU	3 2	175 A	Lehigh	3 0
									178 A	Virginia Tech	3 0
									195 N	Eastern Ky.	3 0
									195 N	Eastern Ky.	3 0
									196 A	UNC Asheville	3 0
									196 H	UNC Asheville	3 1
									215 A	Liberty	3 0
									215 H	Liberty	2 3
									233 A	Winthrop	3 1
									233 H	Winthrop	3 0
									252 N	Marist	3 1
									271 A	Presbyterian	3 1
									271 H	Presbyterian	3 0
									275 N	Grand Canyon	3 2
									279 A	Gardner-Webb	3 0
									279 H	Gardner-Webb	3 1
									292 A	Charleston So.	3 0
									292 H	Charleston So.	3 0
									321 N	Coppin St.	3 0
			LAST 10 GAMES								
			292 H	Charleston So.	3 0	292 A	Charleston So.	3 0			
			215 A	Liberty	3 0	233 H	Winthrop	3 0			
			279 H	Gardner-Webb	3 1	196 H	UNC Asheville	3 1			
			271 H	Presbyterian	3 0	271 A	Presbyterian	3 1			
			196 A	UNC Asheville	3 0	215 H	Liberty	2 3			

Non-Div. I Games:

Radford

Average RPI Win:	145	WON-LOST	WINNING	LAST 10	STRENGTH OF	OPP. STRENGTH	TEAM	ADJ	CONF.	ADJ CONF.	
Average RPI Loss:	65	RECORD	PCT. RANK	GAMES	SCHEDULE	OF SCHEDULE	RPI	RPI	RPI	RPI	
DIV. I ONLY	16- 9	.64	92	5- 5	107	60	76	.56534	73	5	5
DIV. I NON-CONF.	8- 3	.72727	69	0- 0	98	72	56	.59273	56	5	5
<hr/>											
TOTALS	RPI 1-25	RPI 26-50		W-L RECORDS		RPI 51-100		RPI 101-150		RPI 150+	
16- 9	0- 1	2- 3		OVERALL		1- 3		4- 2		9- 0	
6- 7	0- 1	1- 2		HOME		0- 2		2- 2		3- 0	
7- 2	0- 0	1- 1		AWAY		1- 1		1- 0		4- 0	
3- 0	0- 0	0- 0		NEUTRAL		0- 0		1- 0		2- 0	
<hr/>											
8- 3	0- 0	1- 0		NON-CONFERENCE		1- 2		2- 1		4- 0	
2- 3	0- 0	0- 0		HOME		0- 2		1- 1		1- 0	
3- 0	0- 0	1- 0		AWAY		1- 0		0- 0		1- 0	
3- 0	0- 0	0- 0		NEUTRAL		0- 0		1- 0		2- 0	
<hr/>											
8- 6	0- 1	1- 3		CONFERENCE		0- 1		2- 1		5- 0	
4- 4	0- 1	1- 2		HOME		0- 0		1- 1		2- 0	
4- 2	0- 0	0- 1		AWAY		0- 1		1- 0		3- 0	
0- 0	0- 0	0- 0		NEUTRAL		0- 0		0- 0		0- 0	
<hr/>											
RPI S	Opponent	Score	RPI S	Opponent	Score	RPI S	Opponent	Score	RPI S	Opponent	Score
22 H	Louisville	2 3	29 A	Colorado St.	3 2	52 A	North Carolina	1 3	104 N	UCF	3 2
			30 H	Miami (FL)	2 3	64 A	TCU	3 0	105 H	Coastal Caro.	3 0
			37 A	NC State	0 3	82 H	Northwestern	0 3	108 A	Georgia Tech	3 1
			39 H	Notre Dame	3 1	89 H	Loyola Marymount	1 3	108 H	Georgia Tech	3 0
			41 H	Florida St.	1 3				116 H	Syracuse	1 3
									118 H	South Carolina	1 3
									168 H	Wake Forest	3 1
									175 N	Lehigh	3 2
									178 A	Virginia Tech	3 2
									181 A	Northern Colo.	3 0
									182 H	UNCW	3 0
									193 A	Virginia	3 1
									197 N	Utah Valley	3 2
									231 H	Boston College	3 0
									255 A	Clemson	3 0
<hr/>											
LAST 10 GAMES											
22 H	Louisville	2 3	193 A	Virginia	3 1						
39 H	Notre Dame	3 1	41 H	Florida St.	1 3						
255 A	Clemson	3 0	30 H	Miami (FL)	2 3						
108 A	Georgia Tech	3 1	37 A	NC State	0 3						
178 A	Virginia Tech	3 2	52 A	North Carolina	1 3						

Non-Div. I Games:

Duke

Average RPI Win:		190	WON-LOST RECORD		WINNING PCT. RANK		LAST 10 GAMES		STRENGTH OF SCHEDULE		OPP. STRENGTH OF SCHEDULE		TEAM RPI		ADJ RPI		CONF. RPI		ADJ CONF. RPI	
DIV. I ONLY			20- 8		.71429 61		9- 1		118		159		73		.56397 74		25		25	
DIV. I NON-CONF.			9- 6		.6 119		1- 0		86		99		91		.56255 91		23		22	
TOTALS		RPI 1-25		RPI 26-50		W-L RECORDS		RPI 51-100		RPI 101-150		RPI 150+								
20- 8		0- 1		0- 1		OVERALL		4- 1		4- 4		12- 1								
10- 2		0- 0		0- 0		HOME		2- 1		2- 1		6- 0								
8- 2		0- 1		0- 0		AWAY		2- 0		1- 1		5- 0								
2- 4		0- 0		0- 1		NEUTRAL		0- 0		1- 2		1- 1								
9- 6		0- 1		0- 1		NON-CONFERENCE		2- 1		3- 2		4- 1								
4- 1		0- 0		0- 0		HOME		1- 1		2- 0		1- 0								
3- 1		0- 1		0- 0		AWAY		1- 0		0- 0		2- 0								
2- 4		0- 0		0- 1		NEUTRAL		0- 0		1- 2		1- 1								
11- 2		0- 0		0- 0		CONFERENCE		2- 0		1- 2		8- 0								
6- 1		0- 0		0- 0		HOME		1- 0		0- 1		5- 0								
5- 1		0- 0		0- 0		AWAY		1- 0		1- 1		3- 0								
0- 0		0- 0		0- 0		NEUTRAL		0- 0		0- 0		0- 0								
RPI	S	Opponent		Score		RPI	S	Opponent		Score		RPI	S	Opponent		Score				
20	A	Baylor		1	3	40	N	VCU		0	3	62	H	SMU		2	3			
												64	H	TCU		3	1			
												88	A	SFA		3	1			
												93	A	Arkansas St.		3	0			
												93	H	Arkansas St.		3	0			
												105	A	Coastal Caro.		3	0			
												106	H	UTSA		3	2			
												106	N	UTSA		2	3			
												117	H	South Ala.		0	3			
												121	N	St. John's (NY)		1	3			
												133	H	Houston Baptist		3	0			
												135	N	Cincinnati		3	2			
												150	A	Louisiana		2	3			
												161	A	Xavier		3	0			
												180	N	Western Mich.		1	3			
												199	A	Sam Houston St.		3	2			
												199	N	Sam Houston St.		3	0			
												228	H	UT Arlington		3	0			
												232	A	Appalachian St.		3	0			
												249	A	Little Rock		3	0			
												249	H	Little Rock		3	0			
												276	H	Georgia St.		3	0			
												290	H	Troy		3	0			
												298	H	Ga. Southern		3	0			
												303	H	UMass Lowell		3	0			
												308	A	La.-Monroe		3	0			
						LAST 10 GAMES														
						249	H	Little Rock		3	0	298	H	Ga. Southern		3	0			
						93	H	Arkansas St.		3	0	228	H	UT Arlington		3	0			
						150	A	Louisiana		2	3	64	H	TCU		3	1			
						308	A	La.-Monroe		3	0	93	A	Arkansas St.		3	0			
						276	H	Georgia St.		3	0	249	A	Little Rock		3	0			

Non-Div. I Games:

Texas St.

Average RPI Win:	199	WON-LOST	WINNING	LAST 10	STRENGTH OF	OPP. STRENGTH	TEAM	ADJ	CONF.	ADJ CONF.					
Average RPI Loss:	72	RECORD	PCT. RANK	GAMES	SCHEDULE	OF SCHEDULE	RPI	RPI	RPI	RPI					
DIV. I ONLY		15- 6	.71429	61	7- 3	135	102	74	.56377	75	12	12			
DIV. I NON-CONF.		6- 3	.66667	85	0- 0	169	48	98	.55188	98	16	16			
<hr/>															
TOTALS	RPI 1-25	RPI 26-50		W-L RECORDS		RPI 51-100		RPI 101-150		RPI 150+					
15- 6	0- 2	0- 1		OVERALL		1- 1		3- 1		11- 1					
8- 2	0- 0	0- 0		HOME		0- 1		2- 0		6- 1					
5- 2	0- 1	0- 0		AWAY		1- 0		0- 1		4- 0					
2- 2	0- 1	0- 1		NEUTRAL		0- 0		1- 0		1- 0					
<hr/>															
6- 3	0- 2	0- 1		NON-CONFERENCE		0- 0		1- 0		5- 0					
3- 0	0- 0	0- 0		HOME		0- 0		0- 0		3- 0					
1- 1	0- 1	0- 0		AWAY		0- 0		0- 0		1- 0					
2- 2	0- 1	0- 1		NEUTRAL		0- 0		1- 0		1- 0					
<hr/>															
9- 3	0- 0	0- 0		CONFERENCE		1- 1		2- 1		6- 1					
5- 2	0- 0	0- 0		HOME		0- 1		2- 0		3- 1					
4- 1	0- 0	0- 0		AWAY		1- 0		0- 1		3- 0					
0- 0	0- 0	0- 0		NEUTRAL		0- 0		0- 0		0- 0					
<hr/>															
RPI S	Opponent	Score		RPI S	Opponent	Score		RPI S	Opponent	Score					
1 A	Penn St.	0	3	45 N	Arkansas	0	3	61 A	Princeton	3	0				
18 N	Southern California	0	3					61 H	Princeton	1	3				
								143 H Cornell				3	1		
								144 N Ohio				3	0		
								148 A Penn				2	3		
								148 H Penn				3	1		
								160 A Harvard				3	1		
								160 H Harvard				2	3		
								168 N Wake Forest				3	0		
								192 A UC Santa Barbara				3	1		
								210 H Rhode Island				3	1		
								213 H Columbia				3	0		
								239 A Dartmouth				3	0		
								239 H Dartmouth				3	0		
								255 H Clemson				3	0		
								260 H Delaware				3	0		
								274 A Brown				3	1		
								274 H Brown				3	0		
<hr/>															
LAST 10 GAMES															
				239 H Dartmouth				3	0	160 A Harvard				3	1
				160 H Harvard				2	3	239 A Dartmouth				3	0
				148 A Penn				2	3	143 H Cornell				3	1
				61 A Princeton				3	0	213 H Columbia				3	0
				274 A Brown				3	1	61 H Princeton				1	3

Non-Div. I Games:

Yale

[illegible]

Non-Div. I Games:

Navy

Average RPI Win:		147	WON-LOST RECORD		WINNING PCT. RANK		LAST 10 GAMES		STRENGTH OF SCHEDULE		OPP. STRENGTH OF SCHEDULE		TEAM RPI		ADJ RPI		CONF. RPI		ADJ CONF. RPI					
DIV. I ONLY			15- 10		.6		115		6- 4		85		65		78		.56013		77		7		7	
DIV. I NON-CONF.			7- 4		.63636		99		0- 0		71		66		73		.58277		73		7		7	
TOTALS		RPI 1-25		RPI 26-50		W-L RECORDS		RPI 51-100		RPI 101-150		RPI 150+												
15- 10		0- 3		1- 0		OVERALL		3- 3		3- 1		8- 3												
9- 2		0- 0		1- 0		HOME		3- 1		0- 1		5- 0												
3- 7		0- 2		0- 0		AWAY		0- 2		1- 0		2- 3												
3- 1		0- 1		0- 0		NEUTRAL		0- 0		2- 0		1- 0												
7- 4		0- 2		0- 0		NON-CONFERENCE		1- 1		2- 0		4- 1												
3- 1		0- 0		0- 0		HOME		1- 1		0- 0		2- 0												
1- 2		0- 1		0- 0		AWAY		0- 0		0- 0		1- 1												
3- 1		0- 1		0- 0		NEUTRAL		0- 0		2- 0		1- 0												
8- 6		0- 1		1- 0		CONFERENCE		2- 2		1- 1		4- 2												
6- 1		0- 0		1- 0		HOME		2- 0		0- 1		3- 0												
2- 5		0- 1		0- 0		AWAY		0- 2		1- 0		1- 2												
0- 0		0- 0		0- 0		NEUTRAL		0- 0		0- 0		0- 0												
RPI	S	Opponent		Score		RPI	S	Opponent		Score		RPI	S	Opponent		Score								
6	N	Texas		0	3	33	H	Marquette		3	2	58	A	Butler		2	3							
14	A	Creighton		1	3							58	H	Butler		3	0							
21	A	San Diego		0	3							61	H	Princeton		0	3							
												78	H	Temple		3	1							
												92	A	Seton Hall		1	3							
												92	H	Seton Hall		3	1							
														108 N Georgia Tech		3	1							
														114 N Hofstra		3	2							
														121 A St. John's (NY)		3	0							
														121 H St. John's (NY)		0	3							
														161 A Xavier		1	3							
														161 H Xavier		3	0							
														163 A Providence		1	3							
														175 A Lehigh		0	3							
														177 H Albany (NY)		3	0							
														190 H UConn		3	0							
														193 A Virginia		3	1							
														212 A Georgetown		3	0							
														212 H Georgetown		3	0							
														215 N Liberty		3	0							
														240 H DePaul		3	2							
LAST 10 GAMES																								
121 H St. John's (NY)					0	3	240 H DePaul					3	2											
92 H Seton Hall					3	1	33 H Marquette					3	2											
161 A Xavier					1	3	92 A Seton Hall					1	3											
58 A Butler					2	3	212 A Georgetown					3	0											
212 H Georgetown					3	0	121 A St. John's (NY)					3	0											

Non-Div. I Games:

Villanova

Average RPI Win: 158		WON-LOST RECORD		WINNING PCT. RANK		LAST 10 GAMES		STRENGTH OF SCHEDULE		OPP. STRENGTH OF SCHEDULE		TEAM RPI		ADJ RPI		CONF. RPI		ADJ CONF. RPI	
DIV. I ONLY		14- 8		.63636 97		7- 3		98		96		77		.55925 78		8		8	
DIV. I NON-CONF.		4- 4		.5 158		0- 0		126		106		131		.5195 132		9		9	
TOTALS		RPI 1-25		RPI 26-50		W-L RECORDS		RPI 51-100		RPI 101-150		RPI 150+							
14- 8		0- 2		0- 1		OVERALL		1- 1		7- 1		6- 3							
7- 2		0- 1		0- 0		HOME		1- 0		3- 0		3- 1							
5- 4		0- 1		0- 1		AWAY		0- 1		2- 0		3- 1							
2- 2		0- 0		0- 0		NEUTRAL		0- 0		2- 1		0- 1							
4- 4		0- 0		0- 1		NON-CONFERENCE		0- 1		2- 1		2- 1							
1- 0		0- 0		0- 0		HOME		0- 0		0- 0		1- 0							
1- 2		0- 0		0- 1		AWAY		0- 1		0- 0		1- 0							
2- 2		0- 0		0- 0		NEUTRAL		0- 0		2- 1		0- 1							
10- 4		0- 2		0- 0		CONFERENCE		1- 0		5- 0		4- 2							
6- 2		0- 1		0- 0		HOME		1- 0		3- 0		2- 1							
4- 2		0- 1		0- 0		AWAY		0- 0		2- 0		2- 1							
0- 0		0- 0		0- 0		NEUTRAL		0- 0		0- 0		0- 0							
RPI S	Opponent	Score		RPI S	Opponent	Score		RPI S	Opponent	Score		RPI S	Opponent	Score					
17 A	Wichita St.	0	3	43 A	Maryland	2	3	62 H	SMU	3	1	102 N	Colgate	0	3				
17 H	Wichita St.	1	3					77 A	Villanova	1	3	104 A	UCF	3	2				
												113 N	Northeastern	3	0				
												121 N	St. John's (NY)	3	0				
												135 H	Cincinnati	3	1				
												140 H	Tulsa	3	1				
												145 A	Tulane	3	1				
												145 H	Tulane	3	0				
												157 H	East Carolina	1	3				
												169 A	South Fla.	3	0				
												177 A	Albany (NY)	3	0				
												200 A	Houston	3	2				
												200 H	Houston	3	0				
												231 H	Boston College	3	0				
												237 N	UMBC	1	3				
												265 A	Memphis	2	3				
												265 H	Memphis	3	0				
				LAST 10 GAMES															
	17 A	Wichita St.	0	3		140 H	Tulsa	3	1										
	265 A	Memphis	2	3		104 A	UCF	3	2										
	145 H	Tulane	3	0		169 A	South Fla.	3	0										
	200 H	Houston	3	0		135 H	Cincinnati	3	1										
	62 H	SMU	3	1		157 H	East Carolina	1	3										

Average RPI Win:		179	WON-LOST RECORD		WINNING PCT. RANK		LAST 10 GAMES		STRENGTH OF SCHEDULE		OPP. STRENGTH OF SCHEDULE		TEAM RPI		ADJ RPI		CONF. RPI		ADJ CONF. RPI				
DIV. I ONLY			15- 10		.6 115		3- 7		104		41		79		.55838 79		3		3				
DIV. I NON-CONF.			12- 2		.85714 24		1- 0		171		107		55		.59205 57		3		3				
TOTALS		RPI 1-25		RPI 26-50				W-L RECORDS		RPI 51-100				RPI 101-150				RPI 150+					
15- 10		0- 7		0- 0				OVERALL		3- 2				2- 1				10- 0					
6- 3		0- 3		0- 0				HOME		2- 0				1- 0				3- 0					
3- 7		0- 4		0- 0				AWAY		0- 2				0- 1				3- 0					
6- 0		0- 0		0- 0				NEUTRAL		1- 0				1- 0				4- 0					
12- 2		0- 2		0- 0				NON-CONFERENCE		1- 0				1- 0				10- 0					
3- 1		0- 1		0- 0				HOME		0- 0				0- 0				3- 0					
3- 1		0- 1		0- 0				AWAY		0- 0				0- 0				3- 0					
6- 0		0- 0		0- 0				NEUTRAL		1- 0				1- 0				4- 0					
3- 8		0- 5		0- 0				CONFERENCE		2- 2				1- 1				0- 0					
3- 2		0- 2		0- 0				HOME		2- 0				1- 0				0- 0					
0- 6		0- 3		0- 0				AWAY		0- 2				0- 1				0- 0					
0- 0		0- 0		0- 0				NEUTRAL		0- 0				0- 0				0- 0					
RPI	S	Opponent		Score		RPI	S	Opponent		Score		RPI	S	Opponent		Score							
1	H	Penn St.		0	3					64	A	TCU	1	3	106	N	UTSA	3	1				
2	A	Minnesota		0	3					64	H	TCU	3	1	127	A	Oklahoma	2	3				
6	A	Texas		0	3					67	N	Tennessee	3	0	127	H	Oklahoma	3	1				
6	H	Texas		2	3					91	A	Texas Tech	1	3	160	N	Harvard	3	0				
12	H	Kansas		1	3					100	H	Kansas St.	3	2	163	N	Providence	3	1				
13	A	Iowa St.		1	3									174	A	Army West Point	3	2					
20	A	Baylor		0	3									179	A	Marshall	3	0					
																227	H	Robert Morris	3	0			
																229	A	Wright St.	3	1			
																236	H	UT Martin	3	0			
																260	H	Delaware	3	1			
																284	N	Akron	3	0			
																314	N	Tennessee Tech	3	0			
LAST 10 GAMES																							
127	A	Oklahoma		2	3	13	A	Iowa St.		1	3												
227	H	Robert Morris		3	0	127	H	Oklahoma		3	1												
6	A	Texas		0	3	20	A	Baylor		0	3												
64	A	TCU		1	3	12	H	Kansas		1	3												
100	H	Kansas St.		3	2	91	A	Texas Tech		1	3												

Non-Div. I Games:

West Virginia

Average RPI Win:		208	WON-LOST RECORD		WINNING PCT. RANK		LAST 10 GAMES		STRENGTH OF SCHEDULE		OPP. STRENGTH OF SCHEDULE		TEAM RPI		ADJ RPI		CONF. RPI		ADJ CONF. RPI								
Average RPI Loss:		59																									
DIV. I ONLY			14- 11		.56 131		7- 3		59		101		85		.55757 80		19		19								
DIV. I NON-CONF.			7- 6		.53846 145		1- 0		24		23		54		.5963 54		20		20								
TOTALS		RPI 1-25		RPI 26-50		W-L RECORDS		RPI 51-100		RPI 101-150		RPI 150+															
14- 11		0- 3		0- 3		OVERALL		3- 2		1- 3		10- 0															
6- 5		0- 1		0- 1		HOME		2- 1		0- 2		4- 0															
4- 5		0- 2		0- 1		AWAY		0- 1		0- 1		4- 0															
4- 1		0- 0		0- 1		NEUTRAL		1- 0		1- 0		2- 0															
7- 6		0- 3		0- 3		NON-CONFERENCE		3- 0		1- 0		3- 0															
2- 2		0- 1		0- 1		HOME		2- 0		0- 0		0- 0															
1- 3		0- 2		0- 1		AWAY		0- 0		0- 0		1- 0															
4- 1		0- 0		0- 1		NEUTRAL		1- 0		1- 0		2- 0															
7- 5		0- 0		0- 0		CONFERENCE		0- 2		0- 3		7- 0															
4- 3		0- 0		0- 0		HOME		0- 1		0- 2		4- 0															
3- 2		0- 0		0- 0		AWAY		0- 1		0- 1		3- 0															
0- 0		0- 0		0- 0		NEUTRAL		0- 0		0- 0		0- 0															
RPI	S	Opponent		Score		RPI	S	Opponent		Score		RPI	S	Opponent		Score											
3	A	Florida		1	3	31	A	Ohio St.		0	3	51	N	Missouri St.		3	2	125	H	FGCU	1	3					
10	A	Wisconsin		0	3	32	H	Western Ky.		0	3	56	A	Kennesaw St.		2	3	132	N	Oakland	3	2					
17	H	Wichita St.		0	3	48	N	Texas A&M		1	3	56	H	Kennesaw St.		2	3	136	A	Jacksonville	1	3					
												95	H	Arizona		3	1	136	H	Jacksonville	1	3					
												97	H	ETSU		3	0	153	A	Belmont	3	1					
																		164	N	Northern Ky.		3	0				
																		256	A	USC Upstate		3	0				
																		256	H	USC Upstate		3	0				
																		263	A	North Florida		3	0				
																		263	H	North Florida		3	0				
																		269	N	Florida A&M		3	0				
																		297	H	Stetson		3	0				
																		307	A	NJIT		3	0				
																		307	H	NJIT		3	0				
						LAST 10 GAMES																					
						263 H North Florida						3	0	256 H USC Upstate						3	0						
						136 H Jacksonville						1	3	307 H NJIT						3	0						
						307 A NJIT						3	0	153 A Belmont						3	1						
						256 A USC Upstate						3	0	136 A Jacksonville						1	3						
						56 H Kennesaw St.						2	3	263 A North Florida						3	0						

Non-Div. I Games:

Lipscomb

Average RPI Win:	222	WON-LOST RECORD	WINNING PCT. RANK	LAST 10 GAMES	STRENGTH OF SCHEDULE	OPP. STRENGTH OF SCHEDULE	TEAM RPI	ADJ RPI	CONF. RPI	ADJ CONF. RPI	
DIV. I ONLY	22- 7	.75862	43	6- 1	180	229	80	.55646	81	23	23
DIV. I NON-CONF.	9- 6	.6	119	0- 1	176	164	129	.52076	130	27	27
<hr/>											
TOTALS	RPI 1-25	RPI 26-50		W-L RECORDS	RPI 51-100		RPI 101-150		RPI 150+		
22- 7	0- 0	0- 2		OVERALL	2- 2		1- 2		19- 1		
11- 3	0- 0	0- 2		HOME	2- 1		0- 0		9- 0		
9- 2	0- 0	0- 0		AWAY	0- 0		1- 1		8- 0		
2- 2	0- 0	0- 0		NEUTRAL	0- 0		0- 1		2- 1		
<hr/>											
9- 6	0- 0	0- 2		NON-CONFERENCE	1- 1		0- 2		8- 1		
5- 3	0- 0	0- 2		HOME	1- 1		0- 0		4- 0		
2- 1	0- 0	0- 0		AWAY	0- 0		0- 1		2- 0		
2- 2	0- 0	0- 0		NEUTRAL	0- 0		0- 1		2- 1		
<hr/>											
13- 1	0- 0	0- 0		CONFERENCE	1- 1		1- 0		11- 0		
6- 0	0- 0	0- 0		HOME	1- 0		0- 0		5- 0		
7- 1	0- 0	0- 0		AWAY	0- 1		1- 0		6- 0		
0- 0	0- 0	0- 0		NEUTRAL	0- 0		0- 0		0- 0		
<hr/>											
RPI S	Opponent	Score	RPI S	Opponent	Score	RPI S	Opponent	Score	RPI S	Opponent	Score
			42 H	Washington St.	1 3	61 H	Princeton	3 1	102 A	Colgate	3 2
			44 H	Iowa	0 3	76 A	Navy	1 3	105 N	Coastal Caro.	0 3
						76 H	Navy	3 2	130 A	UNCG	2 3
						94 H	Santa Clara	2 3	160 A	Harvard	3 1
									162 N	Stony Brook	3 1
									174 A	Army West Point	3 0
									174 H	Army West Point	3 1
									175 A	Lehigh	3 1
									175 H	Lehigh	3 0
									211 N	Sacred Heart	3 2
									212 N	Georgetown	2 3
									230 A	Bucknell	3 1
									242 H	George Washington	3 0
									244 A	Howard	3 0
									244 H	Howard	3 0
									277 A	Loyola Maryland	3 0
									277 H	Loyola Maryland	3 0
									309 A	Holy Cross	3 0
									309 H	Holy Cross	3 0
									316 A	Lafayette	3 0
									316 H	Lafayette	3 0
									319 H	Morgan St.	3 0
									326 H	Delaware St.	3 0
			LAST 10 GAMES								
			105 N	Coastal Caro.	0 3	76 H	Navy	3 2			
			175 A	Lehigh	3 1	277 A	Loyola Maryland	3 0			
			316 A	Lafayette	3 0	102 A	Colgate	3 2			
			309 H	Holy Cross	3 0	230 A	Bucknell	3 1			
			174 H	Army West Point	3 1	242 H	George Washington	3 0			

Non-Div. I Games:

American

Average RPI Win:	174	WON-LOST RECORD	WINNING PCT. RANK	LAST 10 GAMES	STRENGTH OF SCHEDULE	OPP. STRENGTH OF SCHEDULE	TEAM RPI	ADJ RPI	CONF. RPI	ADJ CONF. RPI	
DIV. I ONLY		13- 13	.5 158	2- 8	53	38	81	.5556	82	2	2
DIV. I NON-CONF.		10- 2	.83333 30	0- 0	109	137	45	.60523	47	2	2
<hr/>											
TOTALS	RPI 1-25	RPI 26-50		W-L RECORDS	RPI 51-100		RPI 101-150		RPI 150+		
13- 13	0- 8	0- 5		OVERALL	2- 0		3- 0		8- 0		
2- 5	0- 3	0- 2		HOME	0- 0		1- 0		1- 0		
4- 7	0- 5	0- 2		AWAY	1- 0		0- 0		3- 0		
7- 1	0- 0	0- 1		NEUTRAL	1- 0		2- 0		4- 0		
10- 2	0- 0	0- 2		NON-CONFERENCE	2- 0		2- 0		6- 0		
0- 0	0- 0	0- 0		HOME	0- 0		0- 0		0- 0		
3- 1	0- 0	0- 1		AWAY	1- 0		0- 0		2- 0		
7- 1	0- 0	0- 1		NEUTRAL	1- 0		2- 0		4- 0		
3- 11	0- 8	0- 3		CONFERENCE	0- 0		1- 0		2- 0		
2- 5	0- 3	0- 2		HOME	0- 0		1- 0		1- 0		
1- 6	0- 5	0- 1		AWAY	0- 0		0- 0		1- 0		
0- 0	0- 0	0- 0		NEUTRAL	0- 0		0- 0		0- 0		
RPI	S	Opponent	Score	RPI	S	Opponent	Score	RPI	S	Opponent	Score
1	A	Penn St.	0 <div>3</div>	31	H	Ohio St.	0 <div>3</div>	73	A	Duke	3 0
5	A	Nebraska	0 <div>3</div>	35	N	LSU	2 <div>3</div>	92	N	Seton Hall	3 0
10	A	Wisconsin	0 <div>3</div>	40	A	VCU	0 <div>3</div>				
15	H	Michigan St.	0 <div>3</div>	43	H	Maryland	2 <div>3</div>				
23	A	Illinois	0 <div>3</div>	44	A	Iowa	0 <div>3</div>				
23	H	Illinois	0 <div>3</div>								
25	A	Purdue	0 <div>3</div>								
25	H	Purdue	0 <div>3</div>								

Non-Div. I Games:

Northwestern

Average RPI Win: 232		WON-LOST RECORD	WINNING PCT. RANK		LAST 10 GAMES	STRENGTH OF SCHEDULE		OPP. STRENGTH OF SCHEDULE		TEAM RPI	ADJ RPI		CONF. RPI	ADJ CONF. RPI
Average RPI Loss: 119														
DIV. I ONLY		21- 5	.80769	26	9- 1	229		252		82	.55485	83	24	24
DIV. I NON-CONF.		10- 2	.83333	30	0- 0	308		230		128	.5233	128	26	26
TOTALS		RPI 1-25	RPI 26-50		W-L RECORDS		RPI 51-100		RPI 101-150		RPI 150+			
21- 5	0- 0		0- 0		OVERALL		0- 2		1- 2		20- 1			
12- 2	0- 0		0- 0		HOME		0- 1		1- 1		11- 0			
5- 3	0- 0		0- 0		AWAY		0- 1		0- 1		5- 1			
4- 0	0- 0		0- 0		NEUTRAL		0- 0		0- 0		4- 0			
10- 2	0- 0		0- 0		NON-CONFERENCE		0- 0		0- 1		10- 1			
5- 1	0- 0		0- 0		HOME		0- 0		0- 1		5- 0			
1- 1	0- 0		0- 0		AWAY		0- 0		0- 0		1- 1			
4- 0	0- 0		0- 0		NEUTRAL		0- 0		0- 0		4- 0			
11- 3	0- 0		0- 0		CONFERENCE		0- 2		1- 1		10- 0			
7- 1	0- 0		0- 0		HOME		0- 1		1- 0		6- 0			
4- 2	0- 0		0- 0		AWAY		0- 1		0- 1		4- 0			
0- 0	0- 0		0- 0		NEUTRAL		0- 0		0- 0		0- 0			
RPI S	Opponent	Score	RPI S	Opponent	Score	RPI S	Opponent	Score	RPI S	Opponent	Score			
						57 A	Austin Peay	2 3	140 H	Tulsa	0 3			
						57 H	Austin Peay	2 3	141 A	Murray St.	2 3			
									141 H	Murray St.	3 2			
									153 H	Belmont	3 2			
									156 H	Ill.-Chicago	3 0			
									183 A	Eastern Ill.	3 1			
									183 H	Eastern Ill.	3 0			
									194 H	Seattle U	3 1			
									195 A	Eastern Ky.	3 2			
									198 A	Chattanooga	1 3			
									207 N	Toledo	3 2			
									216 H	Jacksonville St.	3 1			
									222 A	Fort Wayne	3 1			
									229 H	Wright St.	3 1			
									236 H	UT Martin	3 1			
									248 A	Tennessee St.	3 0			
									251 H	Montana	3 1			
									257 H	UMKC	3 0			
									276 N	Georgia St.	3 0			
									280 H	Southeast Mo. St.	3 1			
									296 A	Morehead St.	3 0			
					LAST 10 GAMES				305 N	Quinnipiac	3 0			
					248 A	Tennessee St.	3 0	216 H	Jacksonville St.	3 1	314 H	Tennessee Tech	3 0	
					183 H	Eastern Ill.	3 0	296 A	Morehead St.	3 0	325 N	Jackson St.	3 0	
					57 H	Austin Peay	2 3	195 A	Eastern Ky.	3 2				
					141 H	Murray St.	3 2	280 H	Southeast Mo. St.	3 1				
					314 H	Tennessee Tech	3 0	236 H	UT Martin	3 1				

Non-Div. I Games:

SIUE

Wyoming

Wyoming

Average RPI Win:	190	WON-LOST	WINNING	LAST 10	STRENGTH OF	OPP. STRENGTH	TEAM	ADJ	CONF.	ADJ CONF.	
Average RPI Loss:	125	RECORD	PCT. RANK	GAMES	SCHEDULE	OF SCHEDULE	RPI	RPI	RPI	RPI	
DIV. I ONLY	18- 7	.72	54	9- 1	178	127	84	.554	85	14	14
DIV. I NON-CONF.	7- 4	.63636	99	0- 0	152	104	104	.54437	104	13	13
<hr/>											
TOTALS	RPI 1-25	RPI 26-50		W-L RECORDS	RPI 51-100		RPI 101-150		RPI 150+		
18- 7	0- 1	0- 1		OVERALL	0- 1		5- 1		13- 3		
6- 1	0- 0	0- 0		HOME	0- 0		2- 0		4- 1		
8- 4	0- 1	0- 1		AWAY	0- 0		2- 1		6- 1		
4- 2	0- 0	0- 0		NEUTRAL	0- 1		1- 0		3- 1		
<hr/>											
7- 4	0- 1	0- 1		NON-CONFERENCE	0- 1		1- 0		6- 1		
0- 0	0- 0	0- 0		HOME	0- 0		0- 0		0- 0		
3- 2	0- 1	0- 1		AWAY	0- 0		0- 0		3- 0		
4- 2	0- 0	0- 0		NEUTRAL	0- 1		1- 0		3- 1		
<hr/>											
11- 3	0- 0	0- 0		CONFERENCE	0- 0		4- 1		7- 2		
6- 1	0- 0	0- 0		HOME	0- 0		2- 0		4- 1		
5- 2	0- 0	0- 0		AWAY	0- 0		2- 1		3- 1		
0- 0	0- 0	0- 0		NEUTRAL	0- 0		0- 0		0- 0		
<hr/>											
RPI S	Opponent	Score	RPI S	Opponent	Score	RPI S	Opponent	Score	RPI S	Opponent	Score
25 A	Purdue	0 3	27 A	Pittsburgh	0 3	54 N	Alabama	2 3	111 A	IUPUI	3 1
									111 H	IUPUI	3 1
									112 N	Oral Roberts	3 2
									131 A	Green Bay	3 2
									132 A	Oakland	1 3
									132 H	Oakland	3 2
									154 A	Central Mich.	3 0
									156 A	Ill.-Chicago	1 3
									156 H	Ill.-Chicago	3 2
									164 H	Northern Ky.	3 0
									192 N	UC Santa Barbara	3 1
									195 N	Eastern Ky.	3 1
									209 A	Milwaukee	3 1
									209 H	Milwaukee	3 1
									229 A	Wright St.	3 1
									229 H	Wright St.	1 3
									243 A	Fordham	3 0
									250 N	Indiana St.	3 0
									252 A	Marist	3 1
									254 N	Binghamton	2 3
									289 A	Youngstown St.	3 0
			LAST 10 GAMES						289 H	Youngstown St.	3 0
									156 H	Ill.-Chicago	3 2
									131 A	Green Bay	3 2
									164 H	Northern Ky.	3 0
									132 A	Oakland	1 3
									289 A	Youngstown St.	3 0

Non-Div. I Games:

Cleveland St.

Average RPI Win:		198	WON-LOST RECORD		WINNING PCT. RANK	LAST 10 GAMES		STRENGTH OF SCHEDULE		OPP. STRENGTH OF SCHEDULE	TEAM RPI	ADJ RPI	CONF. RPI	ADJ CONF. RPI
Average RPI Loss:		87												
DIV. I ONLY			22- 8		.73333	49		198		119	86	.55333	86	18
DIV. I NON-CONF.			9- 7		.5625	136		185		78	139	.51577	139	17
TOTALS		RPI 1-25		RPI 26-50		W-L RECORDS		RPI 51-100		RPI 101-150		RPI 150+		
22- 8		0- 1		0- 2		OVERALL		1- 1		5- 3		16- 1		
9- 1		0- 0		0- 0		HOME		1- 0		1- 1		7- 0		
8- 3		0- 0		0- 0		AWAY		0- 0		3- 2		5- 1		
5- 4		0- 1		0- 2		NEUTRAL		0- 1		1- 0		4- 0		
9- 7		0- 1		0- 2		NON-CONFERENCE		0- 1		2- 3		7- 0		
1- 1		0- 0		0- 0		HOME		0- 0		0- 1		1- 0		
3- 2		0- 0		0- 0		AWAY		0- 0		1- 2		2- 0		
5- 4		0- 1		0- 2		NEUTRAL		0- 1		1- 0		4- 0		
13- 1		0- 0		0- 0		CONFERENCE		1- 0		3- 0		9- 1		
8- 0		0- 0		0- 0		HOME		1- 0		1- 0		6- 0		
5- 1		0- 0		0- 0		AWAY		0- 0		2- 0		3- 1		
0- 0		0- 0		0- 0		NEUTRAL		0- 0		0- 0		0- 0		
RPI S	Opponent		Score		RPI S	Opponent		Score		RPI S	Opponent		Score	
19 N	BYU		0 3		36 N	Missouri		2 3		87 H	North Dakota		3 2	
					36 N	Missouri		1 3		99 N	Pepperdine		0 3	
												101 A	Boise St. 2 3	
												103 A	Portland St. 3 0	
												103 H	Portland St. 3 2	
												109 H	Pacific 1 3	
												121 A	St. John's (NY) 1 3	
												123 A	Idaho 3 0	
												124 N	Bowling Green 3 2	
												137 A	UC Davis 3 2	
												164 A	Northern Ky. 3 1	
												173 A	Northern Ariz. 2 3	
												173 H	Northern Ariz. 3 1	
												181 H	Northern Colo. 3 0	
												190 N	UConn 3 2	
												194 N	Seattle U 3 1	
												208 A	Nevada 3 1	
												214 N	New Hampshire 3 1	
												218 H	Montana St. 3 1	
												220 H	Idaho St. 3 0	
												234 H	Weber St. 3 1	
												251 A	Montana 3 0	
												253 A	Eastern Wash. 3 2	
												288 A	Southern Utah 3 1	
												288 H	Southern Utah 3 0	
												295 H	San Francisco 3 1	
												309 N	Holy Cross 3 1	
LAST 10 GAMES														
					103 H	Portland St.		3 2		123 A	Idaho		3 0	
					218 H	Montana St.		3 1		173 H	Northern Ariz.		3 1	
					288 A	Southern Utah		3 1		288 H	Southern Utah		3 0	
					173 A	Northern Ariz.		2 3		181 H	Northern Colo.		3 0	
					253 A	Eastern Wash.		3 2		87 H	North Dakota		3 2	

Non-Div. I Games:

Sacramento St.

Average RPI Win:		213	WON-LOST RECORD		WINNING PCT. RANK		LAST 10 GAMES		STRENGTH OF SCHEDULE		OPP. STRENGTH OF SCHEDULE		TEAM RPI		ADJ RPI		CONF. RPI		ADJ CONF. RPI				
DIV. I ONLY			25- 7		.78125 34		6- 4		236		162		87		.55249 87		18		18				
DIV. I NON-CONF.			15- 3		.83333 30		0- 1		191		144		79		.57588 79		17		17				
TOTALS		RPI 1-25		RPI 26-50		W-L RECORDS		RPI 51-100		RPI 101-150		RPI 150+											
25- 7		0- 2		0- 0		OVERALL		1- 1		4- 3		20- 1											
9- 1		0- 0		0- 0		HOME		0- 0		1- 0		8- 1											
9- 5		0- 1		0- 0		AWAY		1- 1		2- 3		6- 0											
7- 1		0- 1		0- 0		NEUTRAL		0- 0		1- 0		6- 0											
15- 3		0- 2		0- 0		NON-CONFERENCE		1- 0		3- 1		11- 0											
4- 0		0- 0		0- 0		HOME		0- 0		0- 0		4- 0											
4- 2		0- 1		0- 0		AWAY		1- 0		2- 1		1- 0											
7- 1		0- 1		0- 0		NEUTRAL		0- 0		1- 0		6- 0											
10- 4		0- 0		0- 0		CONFERENCE		0- 1		1- 2		9- 1											
5- 1		0- 0		0- 0		HOME		0- 0		1- 0		4- 1											
5- 3		0- 0		0- 0		AWAY		0- 1		0- 2		5- 0											
0- 0		0- 0		0- 0		NEUTRAL		0- 0		0- 0		0- 0											
RPI	S	Opponent		Score		RPI	S	Opponent		Score		RPI	S	Opponent		Score							
13	A	Iowa St.		0	3							70	A	Ole Miss		3	2	103	A	Portland St.		1	3
24	N	Cal Poly		0	3							86	A	Sacramento St.		2	3	108	A	Georgia Tech		0	3
														111 N IUPUI						3		2	
														122 A New Mexico St.						3		2	
														123 A Idaho						2		3	
														123 H Idaho						3		0	
														131 A Green Bay						3		0	
														158 N New Mexico						3		0	
														159 H North Dakota St.						3		0	
														181 A Northern Colo.						3		0	
														198 N Chattanooga						3		0	
														201 N UNLV						3		1	
														218 A Montana St.						3		0	
														218 H Montana St.						2		3	
														220 H Idaho St.						3		0	
														232 H Appalachian St.						3		0	
														234 H Weber St.						3		0	
														242 H George Washington						3		0	
														251 A Montana						3		0	
														251 H Montana						3		1	
														253 A Eastern Wash.						3		0	
														253 H Eastern Wash.						3		0	
														269 N Florida A&M						3		2	
														270 A UTEP						3		0	
														281 N Louisiana Tech						3		1	
														288 A Southern Utah						3		1	
														289 N Youngstown St.						3		0	
						LAST 10 GAMES																	
															123 A Idaho						2		3
															253 A Eastern Wash.						3		0
															13 A Iowa St.						0		3
															218 H Montana St.						2		3
															251 H Montana						3		1

Non-Div. I Games:

North Dakota

RPI	S	Opponent	Score	
313	H	South Dakota St.	3	0

North Dakota

N
o
r
t
h
D
a
k
o
t
a

N
o
r
t
h
D
a
k
o
t
a

Average RPI Win: 226		WON-LOST	WINNING	LAST 10	STRENGTH OF	OPP. STRENGTH	TEAM	ADJ	CONF.	ADJ CONF.		
Average RPI Loss: 99		RECORD	PCT. RANK	GAMES	SCHEDULE	OF SCHEDULE	RPI	RPI	RPI	RPI		
DIV. I ONLY		25- 6	.80645	27	9- 1	254	209	88	.55047	88	27	27
DIV. I NON-CONF.		12- 4	.75	58	0- 0	190	178	97	.5525	97	24	24
<hr/>												
TOTALS		RPI 1-25		RPI 26-50		W-L RECORDS		RPI 51-100		RPI 101-150		RPI 150+
25- 6		0- 0		0- 0		OVERALL		1- 4		4- 2		20- 0
10- 2		0- 0		0- 0		HOME		1- 1		2- 1		7- 0
10- 2		0- 0		0- 0		AWAY		0- 1		1- 1		9- 0
5- 2		0- 0		0- 0		NEUTRAL		0- 2		1- 0		4- 0
<hr/>												
12- 4		0- 0		0- 0		NON-CONFERENCE		0- 4		3- 0		9- 0
4- 1		0- 0		0- 0		HOME		0- 1		2- 0		2- 0
3- 1		0- 0		0- 0		AWAY		0- 1		0- 0		3- 0
5- 2		0- 0		0- 0		NEUTRAL		0- 2		1- 0		4- 0
<hr/>												
13- 2		0- 0		0- 0		CONFERENCE		1- 0		1- 2		11- 0
6- 1		0- 0		0- 0		HOME		1- 0		0- 1		5- 0
7- 1		0- 0		0- 0		AWAY		0- 0		1- 1		6- 0
0- 0		0- 0		0- 0		NEUTRAL		0- 0		0- 0		0- 0
<hr/>												
RPI	S	Opponent	Score	RPI	S	Opponent	Score	RPI	S	Opponent	Score	
						63 H Central Ark.	3 0			102 H Colgate	3 1	
						66 A Rice	2 3			128 A A&M-Corpus Christi	3 2	
						74 H Texas St.	1 3			128 H A&M-Corpus Christi	0 3	
						93 N Arkansas St.	0 3			133 A Houston Baptist	0 3	
						98 N Fla. Atlantic	0 3			140 H Tulsa	3 2	
										145 N Tulane	3 1	
										165 N Central Conn. St.	3 1	
										169 N South Fla.	3 1	
										185 H McNeese	3 1	
										188 A Mississippi St.	3 0	
										199 A Sam Houston St.	3 0	
										203 A Abilene Christian	3 1	
										212 N Georgetown	3 1	
										241 H Northwestern St.	3 1	
										249 H Little Rock	3 0	
										267 A Incarnate Word	3 0	
										268 A New Orleans	3 1	
										268 H New Orleans	3 0	
										297 A Stetson	3 1	
										301 A Southeastern La.	3 0	
										301 H Southeastern La.	3 0	
										304 H Texas Southern	3 0	
										308 A La.-Monroe	3 0	
										312 A Lamar University	3 1	
										315 H Nicholls St.	3 0	
										324 N Grambling	3 0	
<hr/>												
				LAST 10 GAMES								
						199 A Sam Houston St.	3 0			315 H Nicholls St.	3 0	
						203 A Abilene Christian	3 1			185 H McNeese	3 1	
						128 H A&M-Corpus Christi	0 3			301 H Southeastern La.	3 0	
						301 A Southeastern La.	3 0			128 A A&M-Corpus Christi	3 2	
						268 A New Orleans	3 1			267 A Incarnate Word	3 0	

Non-Div. I Games:

SFA

Average RPI Win: 147		WON-LOST	WINNING	LAST 10	STRENGTH OF		OPP. STRENGTH	TEAM	ADJ		CONF.	ADJ CONF.
Average RPI Loss: 59		RECORD	PCT. RANK	GAMES	SCHEDULE		OF SCHEDULE	RPI	RPI		RPI	RPI
DIV. I ONLY		14- 11	.56 131	5- 5	95		45	89	.55001 89		6	6
DIV. I NON-CONF.		7- 4	.63636 99	0- 0	102		16	81	.57496 81		6	6
TOTALS		RPI 1-25	RPI 26-50	W-L RECORDS	RPI 51-100		RPI 101-150		RPI 150+			
14- 11	0- 5		0- 2	OVERALL	3- 1		6- 3		5- 0			
8- 5	0- 3		0- 1	HOME	1- 1		4- 0		3- 0			
4- 6	0- 2		0- 1	AWAY	2- 0		1- 3		1- 0			
2- 0	0- 0		0- 0	NEUTRAL	0- 0		1- 0		1- 0			
7- 4	0- 2		0- 2	NON-CONFERENCE	2- 0		1- 0		4- 0			
2- 2	0- 1		0- 1	HOME	0- 0		0- 0		2- 0			
3- 2	0- 1		0- 1	AWAY	2- 0		0- 0		1- 0			
2- 0	0- 0		0- 0	NEUTRAL	0- 0		1- 0		1- 0			
7- 7	0- 3		0- 0	CONFERENCE	1- 1		5- 3		1- 0			
6- 3	0- 2		0- 0	HOME	1- 1		4- 0		1- 0			
1- 4	0- 1		0- 0	AWAY	0- 0		1- 3		0- 0			
0- 0	0- 0		0- 0	NEUTRAL	0- 0		0- 0		0- 0			
RPI S	Opponent	Score	RPI S	Opponent	Score	RPI S	Opponent	Score	RPI S	Opponent	Score	
9 A	Oregon	2 3	26 A	UCLA	0 3	52 A	North Carolina	3 2	109 A	Pacific	0 3	
18 H	Southern California	1 3	34 H	Michigan	0 3	73 A	Duke	3 1	109 H	Pacific	3 0	
19 H	BYU	2 3				94 H	Santa Clara	3 2	129 A	Portland	3 0	
21 A	San Diego	0 3				99 H	Pepperdine	1 3	129 H	Portland	3 2	
21 H	San Diego	0 3							142 A	Gonzaga	0 3	
									142 H	Gonzaga	3 0	
									147 A	Saint Mary's (CA)	1 3	
									147 H	Saint Mary's (CA)	3 2	
									149 N	UTRGV	3 1	
									151 A	San Diego St.	3 0	
									177 H	Albany (NY)	3 0	
									187 N	Northern Ill.	3 1	
									217 H	Long Beach St.	3 0	
									295 H	San Francisco	3 0	
LAST 10 GAMES												
	129 H	Portland	3 2		21 H	San Diego	0 3					
	142 H	Gonzaga	3 0		295 H	San Francisco	3 0					
	147 A	Saint Mary's (CA)	1 3		94 H	Santa Clara	3 2					
	109 A	Pacific	0 3		142 A	Gonzaga	0 3					
	19 H	BYU	2 3		129 A	Portland	3 0					

Non-Div. I Games:

Loyola Marymount

Average RPI Win:	157	WON-LOST RECORD	WINNING PCT. RANK	LAST 10 GAMES	STRENGTH OF SCHEDULE	OPP. STRENGTH OF SCHEDULE	TEAM RPI	ADJ RPI	CONF. RPI	ADJ CONF. RPI		
DIV. I ONLY		13- 12	.52	151	2- 8	87	22	91	.54825	90	1	1
DIV. I NON-CONF.		9- 2	.81818	40	0- 0	209	122	86	.56914	87	1	1
<hr/>												
TOTALS	RPI 1-25	RPI 26-50		W-L RECORDS		RPI 51-100		RPI 101-150		RPI 150+		
13- 12	0- 6	1- 3		OVERALL		3- 2		4- 1		5- 0		
9- 4	0- 2	1- 1		HOME		2- 1		2- 0		4- 0		
2- 8	0- 4	0- 2		AWAY		1- 1		1- 1		0- 0		
2- 0	0- 0	0- 0		NEUTRAL		0- 0		1- 0		1- 0		
9- 2	0- 0	0- 0		NON-CONFERENCE		2- 1		2- 1		5- 0		
6- 1	0- 0	0- 0		HOME		1- 1		1- 0		4- 0		
1- 1	0- 0	0- 0		AWAY		1- 0		0- 1		0- 0		
2- 0	0- 0	0- 0		NEUTRAL		0- 0		1- 0		1- 0		
4- 10	0- 6	1- 3		CONFERENCE		1- 1		2- 0		0- 0		
3- 3	0- 2	1- 1		HOME		1- 0		1- 0		0- 0		
1- 7	0- 4	0- 2		AWAY		0- 1		1- 0		0- 0		
0- 0	0- 0	0- 0		NEUTRAL		0- 0		0- 0		0- 0		
RPI S	Opponent	Score	RPI S	Opponent	Score	RPI S	Opponent	Score	RPI S	Opponent	Score	
7 A	Stanford	0 3	26 A	UCLA	0 3	66 A	Rice	3 1	109 A	Pacific	2 3	
8 H	Washington	0 3	28 A	Oregon St.	0 3	68 H	UC Irvine	1 3	119 A	Arizona St.	3 1	
9 A	Oregon	0 3	28 H	Oregon St.	0 3	91 H	Texas Tech	3 1	119 H	Arizona St.	3 0	
9 H	Oregon	0 3	42 H	Washington St.	3 1	95 A	Arizona	0 3	147 H	Saint Mary's (CA)	3 1	
16 A	Utah	0 3				95 H	Arizona	3 2	150 N	Louisiana	3 1	
18 A	Southern California	1 3							194 H	Seattle U	3 1	
									239 H	Dartmouth	3 0	
									253 H	Eastern Wash.	3 0	
									262 H	Loyola Chicago	3 1	
									267 N	Incarnate Word	3 0	
<hr/>												
LAST 10 GAMES												
28 H Oregon St.						0	3	42 H Washington St.	3	1		
9 H Oregon						0	3	26 A UCLA	0	3		
119 A Arizona St.						3	1	18 A Southern California	1	3		
95 A Arizona						0	3	9 A Oregon	0	3		
8 H Washington						0	3	28 A Oregon St.	0	3		

Non-Div. I Games:

California

Average RPI Win:		185	WON-LOST RECORD		WINNING PCT. RANK		LAST 10 GAMES		STRENGTH OF SCHEDULE		OPP. STRENGTH OF SCHEDULE		TEAM RPI		ADJ RPI		CONF. RPI		ADJ CONF. RPI		
DIV. I ONLY			14- 10		.58333 123		3- 7		109		58		90		.54718 91		3		3		
DIV. I NON-CONF.			11- 2		.84615 26		0- 0		255		169		93		.55491 93		3		3		
TOTALS		RPI 1-25		RPI 26-50		W-L RECORDS		RPI 51-100		RPI 101-150		RPI 150+									
14- 10		0- 6		0- 0		OVERALL		4- 3		2- 1		8- 0									
7- 3		0- 3		0- 0		HOME		3- 0		1- 0		3- 0									
3- 7		0- 3		0- 0		AWAY		1- 3		0- 1		2- 0									
4- 0		0- 0		0- 0		NEUTRAL		0- 0		1- 0		3- 0									
11- 2		0- 0		0- 0		NON-CONFERENCE		1- 2		2- 0		8- 0									
4- 0		0- 0		0- 0		HOME		0- 0		1- 0		3- 0									
3- 2		0- 0		0- 0		AWAY		1- 2		0- 0		2- 0									
4- 0		0- 0		0- 0		NEUTRAL		0- 0		1- 0		3- 0									
3- 8		0- 6		0- 0		CONFERENCE		3- 1		0- 1		0- 0									
3- 3		0- 3		0- 0		HOME		3- 0		0- 0		0- 0									
0- 5		0- 3		0- 0		AWAY		0- 1		0- 1		0- 0									
0- 0		0- 0		0- 0		NEUTRAL		0- 0		0- 0		0- 0									
RPI	S	Opponent		Score		RPI	S	Opponent		Score		RPI	S	Opponent		Score					
6	A	Texas		1 3								55	A	North Texas		3 1		118	N	South Carolina 3 1	
6	H	Texas		0 3								60	A	Georgia		1 3		127	A	Oklahoma 0 3	
12	A	Kansas		0 3								64	H	TCU		3 1		149	H	UTRGV 3 0	
13	H	Iowa St.		2 3								79	H	West Virginia		3 1		191	H	UC Riverside 3 0	
20	A	Baylor		1 3								90	A	California		1 3		203	H	Abilene Christian 3 0	
20	H	Baylor		0 3								100	A	Kansas St.		2 3		239	N	Dartmouth 3 0	
												100	H	Kansas St.		3 2		253	N	Eastern Wash. 3 0	
																		255	A	Clemson 3 1	
																		270	A	UTEP 3 2	
																		298	N	Ga. Southern 3 0	
																		312	H	Lamar University 3 0	
LAST 10 GAMES																					
		6 A Texas		1 3				64 H TCU		3 1											
		100 H Kansas St.		3 2				100 A Kansas St.		2 3											
		20 H Baylor		0 3				127 A Oklahoma		0 3											
		12 A Kansas		0 3				13 H Iowa St.		2 3											
		6 H Texas		0 3				79 H West Virginia		3 1											

Non-Div. I Games:

Texas Tech

Average RPI Win: 172		WON-LOST	WINNING	LAST 10	STRENGTH OF		OPP. STRENGTH	TEAM	ADJ		CONF.	ADJ CONF.					
Average RPI Loss: 55		RECORD	PCT. RANK	GAMES	SCHEDULE		OF SCHEDULE	RPI	RPI		RPI	RPI					
DIV. I ONLY		15- 13	.53571	148	6- 4		76	64	92	.5466	92	7	7				
DIV. I NON-CONF.		6- 7	.46154	183	0- 0		87	68	116	.53168	117	7	7				
<hr/>																	
TOTALS		RPI 1-25		RPI 26-50		W-L RECORDS		RPI 51-100		RPI 101-150		RPI 150+					
15- 13		0- 3		0- 3		OVERALL		2- 5		3- 2		10- 0					
7- 3		0- 1		0- 1		HOME		1- 0		1- 1		5- 0					
6- 6		0- 1		0- 2		AWAY		1- 3		1- 0		4- 0					
2- 4		0- 1		0- 0		NEUTRAL		0- 2		1- 1		1- 0					
6- 7		0- 1		0- 1		NON-CONFERENCE		1- 3		2- 2		3- 0					
2- 1		0- 0		0- 0		HOME		0- 0		0- 1		2- 0					
2- 2		0- 0		0- 1		AWAY		1- 1		1- 0		0- 0					
2- 4		0- 1		0- 0		NEUTRAL		0- 2		1- 1		1- 0					
9- 6		0- 2		0- 2		CONFERENCE		1- 2		1- 0		7- 0					
5- 2		0- 1		0- 1		HOME		1- 0		1- 0		3- 0					
4- 4		0- 1		0- 1		AWAY		0- 2		0- 0		4- 0					
0- 0		0- 0		0- 0		NEUTRAL		0- 0		0- 0		0- 0					
RPI	S	Opponent		Score		RPI	S	Opponent		Score		RPI	S	Opponent		Score	
11	N	Colorado		0	3	33	A	Marquette		0	3	53	N	Dayton		0	3
14	A	Creighton		0	3	33	H	Marquette		2	3	58	A	Butler		0	3
14	H	Creighton		0	3	40	A	VCU		2	3	61	A	Princeton		2	3
												77	A	Villanova		1	3
												77	H	Villanova		3	1
												82	N	Northwestern		0	3
												96	A	Illinois St.		3	2
																	</

Non-Div. I Games:

Seton Hall

Average RPI Win: 214		WON-LOST RECORD		WINNING PCT. RANK		LAST 10 GAMES		STRENGTH OF SCHEDULE		OPP. STRENGTH OF SCHEDULE		TEAM RPI		ADJ RPI		CONF. RPI		ADJ CONF. RPI	
DIV. I ONLY		18- 10		.64286 89		8- 2		121		154		93		.54573 93		25		25	
DIV. I NON-CONF.		7- 6		.53846 145		0- 0		82		65		95		.55308 95		23		22	
TOTALS		RPI 1-25		RPI 26-50		W-L RECORDS		RPI 51-100		RPI 101-150		RPI 150+							
18- 10		0- 2		0- 0		OVERALL		2- 5		4- 2		12- 1							
8- 4		0- 0		0- 0		HOME		1- 2		1- 1		6- 1							
5- 5		0- 1		0- 0		AWAY		0- 3		1- 1		4- 0							
5- 1		0- 1		0- 0		NEUTRAL		1- 0		2- 0		2- 0							
7- 6		0- 2		0- 0		NON-CONFERENCE		2- 3		2- 0		3- 1							
1- 2		0- 0		0- 0		HOME		1- 1		0- 0		0- 1							
1- 3		0- 1		0- 0		AWAY		0- 2		0- 0		1- 0							
5- 1		0- 1		0- 0		NEUTRAL		1- 0		2- 0		2- 0							
11- 4		0- 0		0- 0		CONFERENCE		0- 2		2- 2		9- 0							
7- 2		0- 0		0- 0		HOME		0- 1		1- 1		6- 0							
4- 2		0- 0		0- 0		AWAY		0- 1		1- 1		3- 0							
0- 0		0- 0		0- 0		NEUTRAL		0- 0		0- 0		0- 0							
RPI	S	Opponent		Score		RPI	S	Opponent		Score		RPI	S	Opponent		Score			
4	A	Kentucky		0 3								104	N	UCF		3 1			
16	N	Utah		0 3								63	A	Central Ark.		1 3			
												66	A	Rice		2 3			
												70	H	Ole Miss		3 1			
												74	A	Texas St.		0 3			
												74	H	Texas St.		0 3			
												88	N	SFA		3 0			
												178	H	Virginia Tech		1 3			
												212	N	Georgetown		3 1			
												228	A	UT Arlington		3 1			
												228	H	UT Arlington		3 0			
												232	H	Appalachian St.		3 2			
												246	A	Southern Ill.		3 1			
												249	H	Little Rock		3 1			
												276	H	Georgia St.		3 0			
												290	A	Troy		3 0			
												298	H	Ga. Southern		3 0			
												308	A	La.-Monroe		3 0			
												308	H	La.-Monroe		3 0			
												317	N	Southern U.		3 0			
						LAST 10 GAMES													
						228	A	UT Arlington		3 1		290	A	Troy		3 0			
						74	A	Texas St.		0 3		150	H	Louisiana		3 1			
						298	H	Ga. Southern		3 0		308	H	La.-Monroe		3 0			
						276	H	Georgia St.		3 0		249	H	Little Rock		3 1			
						117	A	South Ala.		3 1		74	H	Texas St.		0 3			

Non-Div. I Games:

Arkansas St.

Average RPI Win:	151	WON-LOST	WINNING	LAST 10	STRENGTH OF	OPP. STRENGTH	TEAM	ADJ	CONF.	ADJ CONF.			
Average RPI Loss:	95	RECORD	PCT. RANK	GAMES	SCHEDULE	OF SCHEDULE	RPI	RPI	RPI	RPI			
DIV. I ONLY	13- 12	.52	151	6- 4	65	78	97	.54539	94	6	6		
DIV. I NON-CONF.	7- 5	.58333	127	0- 0	28	86	57	.59396	55	6	6		
<hr/>													
TOTALS	RPI 1-25	RPI 26-50		W-L RECORDS		RPI 51-100		RPI 101-150		RPI 150+			
13- 12	1- 4	0- 0		OVERALL		2- 1		6- 6		4- 1			
4- 5	1- 2	0- 0		HOME		0- 0		2- 3		1- 0			
8- 5	0- 1	0- 0		AWAY		2- 1		3- 2		3- 1			
1- 2	0- 1	0- 0		NEUTRAL		0- 0		1- 1		0- 0			
<hr/>													
7- 5	1- 2	0- 0		NON-CONFERENCE		1- 0		3- 2		2- 1			
2- 0	1- 0	0- 0		HOME		0- 0		1- 0		0- 0			
4- 3	0- 1	0- 0		AWAY		1- 0		1- 1		2- 1			
1- 2	0- 1	0- 0		NEUTRAL		0- 0		1- 1		0- 0			
<hr/>													
6- 7	0- 2	0- 0		CONFERENCE		1- 1		3- 4		2- 0			
2- 5	0- 2	0- 0		HOME		0- 0		1- 3		1- 0			
4- 2	0- 0	0- 0		AWAY		1- 1		2- 1		1- 0			
0- 0	0- 0	0- 0		NEUTRAL		0- 0		0- 0		0- 0			
<hr/>													
RPI S	Opponent	Score		RPI S	Opponent	Score		RPI S	Opponent	Score			
8 A	Washington	0	3			81 A	American	3	2	101 N	Boise St.	0	3
12 H	Kansas	3	2			89 A	Loyola Marymount	2	3	103 N	Portland St.	3	0
19 H	BYU	0	3			99 A	Pepperdine	3	2	109 A	Pacific	0	3
21 H	San Diego	0	3							109 H	Pacific	1	3
24 N	Cal Poly	0	3							123 H	Idaho	3	0
										129 A	Portland	3	0
										129 H	Portland	2	3
										137 A	UC Davis	3	0
										139 A	San Jose St.	1	3
										142 A	Gonzaga	3	2
										142 H	Gonzaga	2	3
										147 H	Saint Mary's (CA)	3	2
										194 A	Seattle U	3	0
										212 A	Georgetown	3	2
										244 A	Howard	1	3
										295 A	San Francisco	3	0
										295 H	San Francisco	3	0
<hr/>													
LAST 10 GAMES													
295 A San Francisco						3 0							
142 A Gonzaga						3 2							
129 A Portland						3 0							
147 H Saint Mary's (CA)						3 2							
109 H Pacific						1 3							
99 A Pepperdine						3 2							
89 A Loyola Marymount						2 3							
295 H San Francisco						3 0							
129 H Portland						2 3							
142 H Gonzaga						2 3							

Non-Div. I Games:

Santa Clara

Average RPI Win: 163		WON-LOST	WINNING	LAST 10	STRENGTH OF		OPP. STRENGTH	TEAM	ADJ	CONF.	ADJ CONF.
Average RPI Loss: 38		RECORD	PCT. RANK	GAMES	SCHEDULE		OF SCHEDULE	RPI	RPI	RPI	RPI
DIV. I ONLY		9- 14	.3913	226	2- 8		35	32	100	.54438	95
DIV. I NON-CONF.		6- 3	.66667	85	0- 0		144	175	101	.54781	101
TOTALS		RPI 1-25	RPI 26-50		W-L RECORDS		RPI 51-100		RPI 101-150		RPI 150+
9- 14		1- 6	0- 4		OVERALL		2- 4		2- 0		4- 0
6- 7		1- 3	0- 2		HOME		1- 2		1- 0		3- 0
1- 7		0- 3	0- 2		AWAY		0- 2		1- 0		0- 0
2- 0		0- 0	0- 0		NEUTRAL		1- 0		0- 0		1- 0
6- 3		0- 0	0- 0		NON-CONFERENCE		1- 3		1- 0		4- 0
4- 2		0- 0	0- 0		HOME		0- 2		1- 0		3- 0
0- 1		0- 0	0- 0		AWAY		0- 1		0- 0		0- 0
2- 0		0- 0	0- 0		NEUTRAL		1- 0		0- 0		1- 0
3- 11		1- 6	0- 4		CONFERENCE		1- 1		1- 0		0- 0
2- 5		1- 3	0- 2		HOME		1- 0		0- 0		0- 0
1- 6		0- 3	0- 2		AWAY		0- 1		1- 0		0- 0
0- 0		0- 0	0- 0		NEUTRAL		0- 0		0- 0		0- 0
RPI S	Opponent	Score	RPI S	Opponent	Score	RPI S	Opponent	Score	RPI S	Opponent	Score
7 A	Stanford	0 3	26 A	UCLA	1 3	72 H	Radford	2 3	119 A	Arizona St.	3 0
7 H	Stanford	0 3	26 H	UCLA	0 3	80 A	Lipscomb	1 3	122 H	New Mexico St.	3 2
9 A	Oregon	2 3	28 A	Oregon St.	0 3	90 A	California	2 3	195 H	Eastern Ky.	3 0
11 H	Colorado	2 3	42 H	Washington St.	1 3	90 H	California	3 0	272 N	Middle Tenn.	3 0
16 H	Utah	1 3				96 H	Illinois St.	0 3	275 H	Grand Canyon	3 0
18 A	Southern California	2 3				97 N	ETSU	3 1	282 H	William & Mary	3 1
18 H	Southern California	3 0									
LAST 10 GAMES											
18 A	Southern California	2 3	28 A	Oregon St.	0 3						
26 A	UCLA	1 3	11 H	Colorado	2 3						
7 H	Stanford	0 3	16 H	Utah	1 3						
90 H	California	3 0	18 H	Southern California	3 0						
9 A	Oregon	2 3	26 H	UCLA	0 3						

Non-Div. I Games:

Arizona

Average RPI Win:		188	WON-LOST		WINNING		LAST 10		STRENGTH OF		OPP. STRENGTH		TEAM		ADJ		CONF.		ADJ CONF.	
Average RPI Loss:		76	RECORD		PCT. RANK		GAMES		SCHEDULE		OF SCHEDULE		RPI		RPI		RPI		RPI	
DIV. I ONLY			17- 11		.60714		112		8- 2		115		98		99		.54397		96	
DIV. I NON-CONF.			7- 6		.53846		145		0- 0		118		45		108		.54001		107	
TOTALS			RPI 1-25		RPI 26-50		W-L RECORDS		RPI 51-100		RPI 101-150		RPI 150+							
17- 11			0- 1		1- 2		OVERALL		2- 5		3- 2		11- 1							
7- 3			0- 0		1- 0		HOME		1- 2		1- 1		4- 0							
7- 5			0- 1		0- 1		AWAY		1- 1		1- 1		5- 1							
3- 3			0- 0		0- 1		NEUTRAL		0- 2		1- 0		2- 0							
7- 6			0- 1		0- 1		NON-CONFERENCE		2- 3		3- 0		2- 1							
2- 1			0- 0		0- 0		HOME		1- 1		1- 0		0- 0							
2- 2			0- 1		0- 0		AWAY		1- 0		1- 0		0- 1							
3- 3			0- 0		0- 1		NEUTRAL		0- 2		1- 0		2- 0							
10- 5			0- 0		1- 1		CONFERENCE		0- 2		0- 2		9- 0							
5- 2			0- 0		1- 0		HOME		0- 1		0- 1		4- 0							
5- 3			0- 0		0- 1		AWAY		0- 1		0- 1		5- 0							
0- 0			0- 0		0- 0		NEUTRAL		0- 0		0- 0		0- 0							
RPI	S	Opponent	Score		RPI	S	Opponent	Score		RPI	S	Opponent	Score		RPI	S	Opponent	Score		
20	A	Baylor	0	3	41	N	Florida St.	2	3	51	A	Missouri St.	1	3	110	A	Drake	2	3	
					46	A	UNI	1	3	51	H	Missouri St.	2	3	110	H	Drake	0	3	
					46	H	UNI	3	2	53	H	Dayton	3	0	122	N	New Mexico St.	3	0	
										56	N	Kennesaw St.	1	3	135	H	Cincinnati	3	2	
										68	N	UC Irvine	1	3	146	A	Saint Louis	3	0	
										92	H	Seton Hall	2	3	171	A	Valparaiso	3	0	
										95	A	Arizona	3	0	171	H	Valparaiso	3	2	
															187	A	Northern Ill.	1	3	
															192	N	UC Santa Barbara	3	0	
															246	A	Southern Ill.	3	2	
															246	H	Southern Ill.	3	0	
															250	A	Indiana St.	3	0	
															258	A	Evansville	3	0	
															259	H	Bradley	3	1	
															262	A	Loyola Chicago	3	0	
															262	H	Loyola Chicago	3	0	
															282	N	William & Mary	3	0	
LAST 10 GAMES																				
262 A Loyola Chicago					3 0					246 A Southern Ill.					3 2					
171 A Valparaiso					3 0					259 H Bradley					3 1					
110 H Drake					0 3					250 A Indiana St.					3 0					
46 H UNI					3 2					171 H Valparaiso					3 2					
51 A Missouri St.					1 3					262 H Loyola Chicago					3 0					

Average RPI Win: 214		WON-LOST RECORD	WINNING PCT. RANK		LAST 10 GAMES		STRENGTH OF SCHEDULE		OPP. STRENGTH OF SCHEDULE		TEAM RPI	ADJ RPI	CONF. RPI	ADJ CONF. RPI	
Average RPI Loss: 85															
DIV. I ONLY		15- 10	.6	115	9- 1		103		158		94	.54322	97	21	21
DIV. I NON-CONF.		4- 7	.36364	231	0- 0		41		69		118	.5304	118	21	21
TOTALS		RPI 1-25		RPI 26-50		W-L RECORDS		RPI 51-100		RPI 101-150		RPI 150+			
15- 10		0- 1		0- 2		OVERALL		0- 4		3- 2		12- 1			
5- 1		0- 0		0- 0		HOME		0- 0		1- 1		4- 0			
8- 4		0- 0		0- 1		AWAY		0- 1		1- 1		7- 1			
2- 5		0- 1		0- 1		NEUTRAL		0- 3		1- 0		1- 0			
4- 7		0- 1		0- 2		NON-CONFERENCE		0- 4		1- 0		3- 0			
0- 0		0- 0		0- 0		HOME		0- 0		0- 0		0- 0			
2- 2		0- 0		0- 1		AWAY		0- 1		0- 0		2- 0			
2- 5		0- 1		0- 1		NEUTRAL		0- 3		1- 0		1- 0			
11- 3		0- 0		0- 0		CONFERENCE		0- 0		2- 2		9- 1			
5- 1		0- 0		0- 0		HOME		0- 0		1- 1		4- 0			
6- 2		0- 0		0- 0		AWAY		0- 0		1- 1		5- 1			
0- 0		0- 0		0- 0		NEUTRAL		0- 0		0- 0		0- 0			
RPI S	Opponent	Score		RPI S	Opponent	Score		RPI S	Opponent	Score		RPI S	Opponent	Score	
17 N	Wichita St.	0	3	27 N	Pittsburgh	1	3	65 N	Towson	1	3	107 A	Furman	0	3
				32 A	Western Ky.	1	3	72 N	Radford	2	3	107 H	Furman	3	0
								80 A	Lipscomb	0	3	130 A	UNCG	3	2
								95 N	Arizona	1	3	130 H	UNCG	1	3
												146 N	Saint Louis	3	2
												178 A	Virginia Tech	3	0
												184 A	Wofford	3	1
												193 N	Virginia	3	0
												198 A	Chattanooga	3	2
												225 A	Western Caro.	2	3
												225 H	Western Caro.	3	1
												232 A	Appalachian St.	3	1
												238 A	Samford	3	1
												238 H	Samford	3	1
												264 A	Mercer	3	0
												264 H	Mercer	3	0
												306 A	The Citadel	3	0
												306 H	The Citadel	3	1
				LAST 10 GAMES											
				264 A	Mercer	3	0	130 A	UNCG	3	2				
				238 A	Samford	3	1	184 A	Wofford	3	1				
				107 H	Furman	3	0	198 A	Chattanooga	3	2				
				306 H	The Citadel	3	1	238 H	Samford	3	1				
				225 A	Western Caro.	2	3	264 H	Mercer	3	0				

Non-Div. I Games:

ETSU

Average RPI Win:	214	WON-LOST	WINNING	LAST 10		STRENGTH OF	OPP. STRENGTH	TEAM		ADJ	CONF.	ADJ CONF.			
Average RPI Loss:	104	RECORD	PCT. RANK	GAMES		SCHEDULE	OF SCHEDULE	RPI		RPI	RPI	RPI			
DIV. I ONLY		16- 8	.66667	78	7- 3	140	208	95		.54318	98	13	13		
DIV. I NON-CONF.		9- 3	.75	58	0- 0	123	232	84		.57226	84	15	15		
<hr/>															
TOTALS	RPI 1-25	RPI 26-50		W-L RECORDS		RPI 51-100		RPI 101-150		RPI 150+					
16- 8	0- 0	0- 2		OVERALL		1- 2		4- 2		11- 2					
5- 5	0- 0	0- 1		HOME		0- 1		0- 1		5- 2					
8- 1	0- 0	0- 0		AWAY		0- 1		3- 0		5- 0					
3- 2	0- 0	0- 1		NEUTRAL		1- 0		1- 1		1- 0					
<hr/>															
9- 3	0- 0	0- 1		NON-CONFERENCE		1- 0		3- 1		5- 1					
2- 1	0- 0	0- 0		HOME		0- 0		0- 0		2- 1					
4- 0	0- 0	0- 0		AWAY		0- 0		2- 0		2- 0					
3- 2	0- 0	0- 1		NEUTRAL		1- 0		1- 1		1- 0					
<hr/>															
7- 5	0- 0	0- 1		CONFERENCE		0- 2		1- 1		6- 1					
3- 4	0- 0	0- 1		HOME		0- 1		0- 1		3- 1					
4- 1	0- 0	0- 0		AWAY		0- 1		1- 0		3- 0					
0- 0	0- 0	0- 0		NEUTRAL		0- 0		0- 0		0- 0					
<hr/>															
RPI	S	Opponent	Score	RPI	S	Opponent	Score	RPI	S	Opponent	Score	RPI	S	Opponent	Score
				30	N	Miami (FL)	2 3	55	H	North Texas	1 3	104	N	UCF	1 3
				32	H	Western Ky.	2 3	66	A	Rice	2 3	105	N	Coastal Caro.	3 0
								88	N	SFA	3 0	106	H	UTSA	0 3
												125	A	FGCU	3 1
												130	A	UNCG	3 0
												134	A	Southern Miss.	3 2
												159	H	North Dakota St.	1 3
												165	N	Central Conn. St.	3 0
												179	H	Marshall	3 0
												189	H	Charlotte	3 1
												270	H	UTEP	3 0
												272	A	Middle Tenn.	3 0
												278	A	FIU	3 0
												278	H	FIU	1 3
												281	A	Louisiana Tech	3 0
												286	A	Bethune-Cookman	3 2
												297	A	Stetson	3 0
												297	H	Stetson	3 1
												329	H	Savannah St.	3 0
<hr/>															
LAST 10 GAMES															
				270	H	UTEP	3 0	281	A	Louisiana Tech	3 0				
				106	H	UTSA	0 3	55	H	North Texas	1 3				
				179	H	Marshall	3 0	272	A	Middle Tenn.	3 0				
				278	A	FIU	3 0	66	A	Rice	2 3				
				134	A	Southern Miss.	3 2	189	H	Charlotte	3 1				

Non-Div. I Games:

Fla. Atlantic

Average RPI Win:		163	WON-LOST RECORD		WINNING PCT. RANK		LAST 10 GAMES		STRENGTH OF SCHEDULE		OPP. STRENGTH OF SCHEDULE		TEAM RPI	ADJ RPI		CONF. RPI		ADJ CONF. RPI					
DIV. I ONLY			15- 12		.55556 137		4- 6		97		72		96	.54306 99		6 6							
DIV. I NON-CONF.			8- 5		.61538 111		0- 0		116		91		96	.55295 96		6 6							
TOTALS		RPI 1-25		RPI 26-50		W-L RECORDS		RPI 51-100		RPI 101-150		RPI 150+											
15- 12		0- 4		0- 1		OVERALL		3- 2		6- 4		6- 1											
9- 5		0- 3		0- 0		HOME		1- 2		5- 0		3- 0											
3- 6		0- 1		0- 0		AWAY		1- 0		1- 4		1- 1											
3- 1		0- 0		0- 1		NEUTRAL		1- 0		0- 0		2- 0											
8- 5		0- 1		0- 1		NON-CONFERENCE		2- 1		1- 1		5- 1											
4- 2		0- 1		0- 0		HOME		1- 1		1- 0		2- 0											
1- 2		0- 0		0- 0		AWAY		0- 0		0- 1		1- 1											
3- 1		0- 0		0- 1		NEUTRAL		1- 0		0- 0		2- 0											
7- 7		0- 3		0- 0		CONFERENCE		1- 1		5- 3		1- 0											
5- 3		0- 2		0- 0		HOME		0- 1		4- 0		1- 0											
2- 4		0- 1		0- 0		AWAY		1- 0		1- 3		0- 0											
0- 0		0- 0		0- 0		NEUTRAL		0- 0		0- 0		0- 0											
RPI	S	Opponent			Score		RPI	S	Opponent			Score		RPI	S	Opponent			Score				
8	H	Washington			0	3	36	N	Missouri			0	3	51	H	Missouri St.			1	3			
19	A	BYU			1	3							84	H	Wyoming			3	0				
19	H	BYU			0	3							86	N	Sacramento St.			3	0				
21	H	San Diego			2	3							89	A	Loyola Marymount			3	1				
													94	H	Santa Clara			2	3				
																		109	A	Pacific	1	3	
																		109	H	Pacific	3	1	
																		113	H	Northeastern	3	1	
																		129	A	Portland	2	3	
																		129	H	Portland	3	0	
																		139	A	San Jose St.	2	3	
																		142	A	Gonzaga	2	3	
																		142	H	Gonzaga	3	1	
																		147	A	Saint Mary's (CA)	3	0	
																		147	H	Saint Mary's (CA)	3	1	
																		186	A	CSUN	1	3	
																		197	N	Utah Valley	3	1	
																		208	A	Nevada	3	1	
																		217	H	Long Beach St.	3	1	
																		234	H	Weber St.	3	0	
																		247	N	Fresno St.	3	0	
																		295	H	San Francisco	3	0	
LAST 10 GAMES																							
142 H Gonzaga						3 1						19 H BYU						0 3					
129 H Portland						3 0						94 H Santa Clara						2 3					
109 A Pacific						1 3						295 H San Francisco						3 0					
147 A Saint Mary's (CA)						3 0						129 A Portland						2 3					
21 H San Diego						2 3						142 A Gonzaga						2 3					

Non-Div. I Games:

Pepperdine

Average RPI Win:	157	WON-LOST RECORD	WINNING PCT. RANK	LAST 10 GAMES	STRENGTH OF SCHEDULE	OPP. STRENGTH OF SCHEDULE	TEAM RPI	ADJ RPI	CONF. RPI	ADJ CONF. RPI	
Average RPI Loss:	41										
DIV. I ONLY		9- 15	.375 237	1- 9	29	29	98	.54273 100	3	3	
DIV. I NON-CONF.		7- 6	.53846 145	0- 0	84	49	94	.55408 94	3	3	
<hr/>											
TOTALS	RPI 1-25	RPI 26-50		W-L RECORDS	RPI 51-100		RPI 101-150		RPI 150+		
9- 15	0- 8	1- 2		OVERALL	1- 3		3- 2		4- 0		
2- 7	0- 5	0- 1		HOME	1- 0		0- 1		1- 0		
2- 7	0- 2	0- 1		AWAY	0- 3		1- 1		1- 0		
5- 1	0- 1	1- 0		NEUTRAL	0- 0		2- 0		2- 0		
7- 6	0- 2	1- 2		NON-CONFERENCE	0- 0		2- 2		4- 0		
1- 3	0- 1	0- 1		HOME	0- 0		0- 1		1- 0		
1- 2	0- 0	0- 1		AWAY	0- 0		0- 1		1- 0		
5- 1	0- 1	1- 0		NEUTRAL	0- 0		2- 0		2- 0		
2- 9	0- 6	0- 0		CONFERENCE	1- 3		1- 0		0- 0		
1- 4	0- 4	0- 0		HOME	1- 0		0- 0		0- 0		
1- 5	0- 2	0- 0		AWAY	0- 3		1- 0		0- 0		
0- 0	0- 0	0- 0		NEUTRAL	0- 0		0- 0		0- 0		
RPI S	Opponent	Score	RPI S	Opponent	Score	RPI S	Opponent	Score	RPI S	Opponent	Score
5 N	Nebraska	0 3	28 A	Oregon St.	0 3	64 A	TCU	1 3	108 A	Georgia Tech	2 3
6 A	Texas	0 3	45 H	Arkansas	2 3	79 A	West Virginia	2 3	109 N	Pacific	3 1
6 H	Texas	2 3	46 N	UNI	3 2	91 A	Texas Tech	2 3	116 H	Syracuse	1 3
10 H	Wisconsin	0 3				91 H	Texas Tech	3 2	123 N	Idaho	3 0
12 H	Kansas	2 3							127 A	Oklahoma	3 2
13 A	Iowa St.	0 3							161 N	Xavier	3 0
13 H	Iowa St.	0 3							235 A	Omaha	3 1
20 H	Baylor	1 3							257 H	UMKC	3 1
									263 N	North Florida	3 1
<hr/>											
LAST 10 GAMES											
6 H	Texas	2 3	13 A	Iowa St.	0 3						
91 A	Texas Tech	2 3	91 H	Texas Tech	3 2						
13 H	Iowa St.	0 3	64 A	TCU	1 3						
79 A	West Virginia	2 3	6 A	Texas	0 3						
20 H	Baylor	1 3	12 H	Kansas	2 3						

Non-Div. I Games:

Kansas St.

Average RPI Win:		164	WON-LOST		WINNING		LAST 10		STRENGTH OF		OPP. STRENGTH		TEAM		ADJ		CONF.		ADJ CONF.				
Average RPI Loss:		93	RECORD		PCT. RANK		GAMES		SCHEDULE		OF SCHEDULE		RPI		RPI		RPI		RPI				
DIV. I ONLY			13- 13		.5 158		2- 8		58		89		103		.54236 101		11		11				
DIV. I NON-CONF.			7- 5		.58333 127		0- 0		26		64		52		.597 52		10		10				
TOTALS		RPI 1-25		RPI 26-50		W-L RECORDS		RPI 51-100		RPI 101-150		RPI 150+											
13- 13		0- 2		1- 3		OVERALL		2- 2		1- 2		9- 4											
6- 6		0- 2		1- 2		HOME		1- 1		0- 0		4- 1											
3- 7		0- 0		0- 1		AWAY		0- 1		0- 2		3- 3											
4- 0		0- 0		0- 0		NEUTRAL		1- 0		1- 0		2- 0											
7- 5		0- 2		1- 1		NON-CONFERENCE		2- 0		1- 2		3- 0											
3- 3		0- 2		1- 1		HOME		1- 0		0- 0		1- 0											
0- 2		0- 0		0- 0		AWAY		0- 0		0- 2		0- 0											
4- 0		0- 0		0- 0		NEUTRAL		1- 0		1- 0		2- 0											
6- 8		0- 0		0- 2		CONFERENCE		0- 2		0- 0		6- 4											
3- 3		0- 0		0- 1		HOME		0- 1		0- 0		3- 1											
3- 5		0- 0		0- 1		AWAY		0- 1		0- 0		3- 3											
0- 0		0- 0		0- 0		NEUTRAL		0- 0		0- 0		0- 0											
RPI	S	Opponent		Score		RPI	S	Opponent		Score		RPI	S	Opponent		Score		RPI	S	Opponent		Score	
2	H	Minnesota		2	3	28	H	Oregon St.		0	3	84	A	Wyoming		1	3	103	N	Portland St.		3	0
19	H	BYU		0	3	29	A	Colorado St.		0	3	84	H	Wyoming		2	3	119	A	Arizona St.		0	3
						29	H	Colorado St.		2	3	86	H	Sacramento St.		3	2	137	A	UC Davis		2	3
						36	H	Missouri		3	0	94	N	Santa Clara		3	0	151	A	San Diego St.		2	3
																		151	H	San Diego St.		3	0
																		158	A	New Mexico		3	1
																		158	H	New Mexico		1	3
																		159	N	North Dakota St.		3	0
																		167	A	Utah St.		0	3
																		201	A	UNLV		3	0
																		201	H	UNLV		3	0
																		202	A	Air Force		0	3
																		220	H	Idaho St.		3	0
																		234	N	Weber St.		3	1
																		247	A	Fresno St.		3	1
																		247	H	Fresno St.		3	0
LAST 10 GAMES																							
						29	A	Colorado St.		0	3	151	A	San Diego St.		2	3						
						84	A	Wyoming		1	3	202	A	Air Force		0	3						
						158	H	New Mexico		1	3	167	A	Utah St.		0	3						
						201	H	UNLV		3	0	84	H	Wyoming		2	3						
						247	A	Fresno St.		3	1	29	H	Colorado St.		2	3						

Average RPI Win:	207	WON-LOST RECORD	WINNING PCT. RANK	LAST 10 GAMES	STRENGTH OF SCHEDULE	OPP. STRENGTH OF SCHEDULE	TEAM RPI	ADJ RPI	CONF. RPI	ADJ CONF. RPI		
Average RPI Loss:	154											
DIV. I ONLY		17- 9	.65385	85	8- 2	123	250	101	.54139	102	23	23
DIV. I NON-CONF.		9- 3	.75	58	0- 0	112	198	77	.57908	78	27	27
<hr/>												
TOTALS	RPI 1-25	RPI 26-50		W-L RECORDS		RPI 51-100		RPI 101-150		RPI 150+		
17- 9	0- 0	0- 0		OVERALL		2- 3		3- 1		12- 5		
6- 4	0- 0	0- 0		HOME		0- 2		1- 0		5- 2		
6- 4	0- 0	0- 0		AWAY		1- 1		1- 0		4- 3		
5- 1	0- 0	0- 0		NEUTRAL		1- 0		1- 1		3- 0		
<hr/>												
9- 3	0- 0	0- 0		NON-CONFERENCE		1- 1		3- 1		5- 1		
2- 1	0- 0	0- 0		HOME		0- 0		1- 0		1- 1		
2- 1	0- 0	0- 0		AWAY		0- 1		1- 0		1- 0		
5- 1	0- 0	0- 0		NEUTRAL		1- 0		1- 1		3- 0		
<hr/>												
8- 6	0- 0	0- 0		CONFERENCE		1- 2		0- 0		7- 4		
4- 3	0- 0	0- 0		HOME		0- 2		0- 0		4- 1		
4- 3	0- 0	0- 0		AWAY		1- 0		0- 0		3- 3		
0- 0	0- 0	0- 0		NEUTRAL		0- 0		0- 0		0- 0		
<hr/>												
RPI S	Opponent	Score	RPI S	Opponent	Score	RPI S	Opponent	Score	RPI S	Opponent	Score	
						76 A	Navy	3 2	116 A	Syracuse	3 0	
						76 H	Navy	0 3	121 N	St. John's (NY)	0 3	
						78 N	Temple	3 0	140 N	Tulsa	3 0	
						81 H	American	2 3	143 H	Cornell	3 0	
						88 A	SFA	1 3	162 H	Stony Brook	1 3	
									174 A	Army West Point	0 3	
									174 H	Army West Point	3 1	
									175 A	Lehigh	0 3	
									175 H	Lehigh	3 0	
									177 A	Albany (NY)	3 1	
									204 N	Niagara	3 1	
									226 H	La Salle	3 0	
									230 A	Bucknell	1 3	
									230 H	Bucknell	3 1	
									249 N	Little Rock	3 1	
									277 A	Loyola Maryland	3 0	
									277 H	Loyola Maryland	2 3	
									309 A	Holy Cross	3 0	
									309 H	Holy Cross	3 1	
									316 A	Lafayette	3 1	
									318 N	Siena	3 0	
LAST 10 GAMES												
						174 H	Army West Point	3 1	230 H	Bucknell	3 1	
						309 H	Holy Cross	3 1	81 H	American	2 3	
						277 A	Loyola Maryland	3 0	316 A	Lafayette	3 1	
						76 A	Navy	3 2	309 A	Holy Cross	3 0	
						175 H	Lehigh	3 0	174 A	Army West Point	0 3	

Non-Div. I Games:

Colgate

Average RPI Win: 196		WON-LOST	WINNING	LAST 10	STRENGTH OF		OPP. STRENGTH	TEAM	ADJ	CONF.	ADJ CONF.
Average RPI Loss: 123		RECORD	PCT. RANK	GAMES	SCHEDULE		OF SCHEDULE	RPI	RPI	RPI	RPI
DIV. I ONLY		19- 7	.73077	50	235		138	102	.54116	103	18
DIV. I NON-CONF.		9- 3	.75	58	221		97	99	.5486	99	17
TOTALS		RPI 1-25	RPI 26-50		W-L RECORDS		RPI 51-100		RPI 101-150		RPI 150+
19- 7	0- 0		0- 0		OVERALL		1- 3		5- 1		13- 3
6- 2	0- 0		0- 0		HOME		1- 1		0- 0		5- 1
7- 3	0- 0		0- 0		AWAY		0- 1		4- 0		3- 2
6- 2	0- 0		0- 0		NEUTRAL		0- 1		1- 1		5- 0
9- 3	0- 0		0- 0		NON-CONFERENCE		0- 1		4- 1		5- 1
0- 0	0- 0		0- 0		HOME		0- 0		0- 0		0- 0
3- 1	0- 0		0- 0		AWAY		0- 0		3- 0		0- 1
6- 2	0- 0		0- 0		NEUTRAL		0- 1		1- 1		5- 0
10- 4	0- 0		0- 0		CONFERENCE		1- 2		1- 0		8- 2
6- 2	0- 0		0- 0		HOME		1- 1		0- 0		5- 1
4- 2	0- 0		0- 0		AWAY		0- 1		1- 0		3- 1
0- 0	0- 0		0- 0		NEUTRAL		0- 0		0- 0		0- 0
RPI S	Opponent	Score	RPI S	Opponent	Score	RPI S	Opponent	Score	RPI S	Opponent	Score
						86 A	Sacramento St.	2 3	101 N	Boise St.	0 3
						86 H	Sacramento St.	0 3	119 N	Arizona St.	3 1
						87 H	North Dakota	3 1	123 A	Idaho	3 0
						94 N	Santa Clara	0 3	129 A	Portland	3 0
									137 A	UC Davis	3 1
									142 A	Gonzaga	3 0
									151 A	San Diego St.	0 3
									173 A	Northern Ariz.	1 3
									173 H	Northern Ariz.	1 3
									181 H	Northern Colo.	3 1
									186 N	CSUN	3 1
									186 N	CSUN	3 0
									195 N	Eastern Ky.	3 0
									208 N	Nevada	3 1
									218 A	Montana St.	3 0
									220 H	Idaho St.	3 0
									234 H	Weber St.	3 0
									251 H	Montana	3 1
									253 A	Eastern Wash.	3 0
									270 N	UTEP	3 0
									288 A	Southern Utah	3 1
									288 H	Southern Utah	3 0
LAST 10 GAMES											
						86 A	Sacramento St.	2 3	253 A	Eastern Wash.	3 0
						251 H	Montana	3 1	288 H	Southern Utah	3 0
						173 A	Northern Ariz.	1 3	173 H	Northern Ariz.	1 3
						288 A	Southern Utah	3 1	87 H	North Dakota	3 1
						123 A	Idaho	3 0	181 H	Northern Colo.	3 1

Non-Div. I Games:

Portland St.

Average RPI Win: 179		WON-LOST RECORD		WINNING PCT. RANK		LAST 10 GAMES		STRENGTH OF SCHEDULE		OPP. STRENGTH OF SCHEDULE		TEAM RPI		ADJ RPI		CONF. RPI		ADJ CONF. RPI	
Average RPI Loss: 88																			
DIV. I ONLY		13- 13		.5 158		2- 2		55		108		104		.541 104		8		8	
DIV. I NON-CONF.		7- 5		.58333 127		1- 1		51		126		83		.57423 83		9		9	
TOTALS		RPI 1-25		RPI 26-50		W-L RECORDS		RPI 51-100		RPI 101-150		RPI 150+							
13- 13		0- 2		0- 2		OVERALL		2- 4		3- 3		8- 2							
5- 3		0- 1		0- 0		HOME		0- 1		0- 1		5- 0							
6- 6		0- 1		0- 1		AWAY		1- 1		3- 1		2- 2							
2- 4		0- 0		0- 1		NEUTRAL		1- 2		0- 1		1- 0							
7- 5		0- 0		0- 2		NON-CONFERENCE		2- 2		1- 1		4- 0							
2- 0		0- 0		0- 0		HOME		0- 0		0- 0		2- 0							
3- 1		0- 0		0- 1		AWAY		1- 0		1- 0		1- 0							
2- 4		0- 0		0- 1		NEUTRAL		1- 2		0- 1		1- 0							
6- 8		0- 2		0- 0		CONFERENCE		0- 2		2- 2		4- 2							
3- 3		0- 1		0- 0		HOME		0- 1		0- 1		3- 0							
3- 5		0- 1		0- 0		AWAY		0- 1		2- 1		1- 2							
0- 0		0- 0		0- 0		NEUTRAL		0- 0		0- 0		0- 0							
RPI S	Opponent	Score		RPI S	Opponent	Score		RPI S	Opponent	Score		RPI S	Opponent	Score					
17 A	Wichita St.	1	3	29 A	Colorado St.	1	3	62 A	SMU	0	3	112 N	Oral Roberts	1	3				
17 H	Wichita St.	2	3	30 N	Miami (FL)	0	3	63 A	Central Ark.	3	1	125 A	FGCU	3	1				
								73 N	Duke	2	3	135 A	Cincinnati	3	0				
								78 H	Temple	2	3	135 H	Cincinnati	0	3				
								93 N	Arkansas St.	1	3	140 A	Tulsa	2	3				
								98 N	Fla. Atlantic	3	1	145 A	Tulane	3	1				
												157 A	East Carolina	1	3				
												157 H	East Carolina	3	2				
												181 A	Northern Colo.	3	2				
												190 H	UConn	3	0				
												193 H	Virginia	3	0				
												193 H	Virginia	3	0				
												200 A	Houston	1	3				
												265 A	Memphis	3	2				
												265 H	Memphis	3	0				
												317 N	Southern U.	3	0				
				LAST 10 GAMES															
				193 H	Virginia	3	0	17 H	Wichita St.	2	3								
				112 N	Oral Roberts	1	3	145 A	Tulane	3	1								
				157 A	East Carolina	1	3	200 A	Houston	1	3								
				135 A	Cincinnati	3	0	78 H	Temple	2	3								
				265 H	Memphis	3	0	190 H	UConn	3	0								

Non-Div. I Games:

UCF

Average RPI Win:	218	WON-LOST	WINNING	LAST 10	STRENGTH OF	OPP. STRENGTH	TEAM	ADJ	CONF.	ADJ CONF.	
Average RPI Loss:	64	RECORD	PCT. RANK	GAMES	SCHEDULE	OF SCHEDULE	RPI	RPI	RPI	RPI	
DIV. I ONLY	16- 7	.69565	66	7- 1	207	122	105	.54095	105	25	25
DIV. I NON-CONF.	3- 6	.33333	247	1- 1	108	25	166	.49566	167	23	22
<hr/>											
TOTALS	RPI 1-25	RPI 26-50		W-L RECORDS	RPI 51-100		RPI 101-150		RPI 150+		
16- 7	0- 0	0- 2		OVERALL	2- 5		3- 0		11- 0		
6- 1	0- 0	0- 0		HOME	0- 1		1- 0		5- 0		
7- 5	0- 0	0- 2		AWAY	1- 3		1- 0		5- 0		
3- 1	0- 0	0- 0		NEUTRAL	1- 1		1- 0		1- 0		
<hr/>											
3- 6	0- 0	0- 2		NON-CONFERENCE	1- 4		1- 0		1- 0		
0- 0	0- 0	0- 0		HOME	0- 0		0- 0		0- 0		
0- 5	0- 0	0- 2		AWAY	0- 3		0- 0		0- 0		
3- 1	0- 0	0- 0		NEUTRAL	1- 1		1- 0		1- 0		
<hr/>											
13- 1	0- 0	0- 0		CONFERENCE	1- 1		2- 0		10- 0		
6- 1	0- 0	0- 0		HOME	0- 1		1- 0		5- 0		
7- 0	0- 0	0- 0		AWAY	1- 0		1- 0		5- 0		
0- 0	0- 0	0- 0		NEUTRAL	0- 0		0- 0		0- 0		
<hr/>											
RPI S	Opponent	Score	RPI S	Opponent	Score	RPI S	Opponent	Score	RPI S	Opponent	Score
			44 A	Iowa	2 3	52 A	North Carolina	2 3	106 N	UTSA	3 2
			44 A	Iowa	0 3	64 A	TCU	0 3	117 H	South Ala.	3 0
						73 A	Duke	0 3	150 A	Louisiana	3 2
						74 H	Texas St.	0 3	228 H	UT Arlington	3 0
						81 N	American	3 0	232 A	Appalachian St.	3 2
						93 A	Arkansas St.	3 1	232 H	Appalachian St.	3 1
						98 N	Fla. Atlantic	0 3	249 A	Little Rock	3 1
									250 N	Indiana St.	3 0
									276 A	Georgia St.	3 0
									276 H	Georgia St.	3 2
									290 H	Troy	3 0
									298 A	Ga. Southern	3 2
									298 H	Ga. Southern	3 1
									308 A	La.-Monroe	3 0
<hr/>											
			LAST 10 GAMES								
			98 N	Fla. Atlantic	0 3	290 H	Troy	3 0			
			81 N	American	3 0	150 A	Louisiana	3 2			
			276 A	Georgia St.	3 0	308 A	La.-Monroe	3 0			
			298 A	Ga. Southern	3 2	232 A	Appalachian St.	3 2			
			117 H	South Ala.	3 0	232 H	Appalachian St.	3 1			

Non-Div. I Games:

Coastal Caro.

Average RPI Win:		202	WON-LOST		WINNING		LAST 10		STRENGTH OF		OPP. STRENGTH		TEAM		ADJ		CONF.		ADJ CONF.	
Average RPI Loss:		59	RECORD		PCT. RANK		GAMES		SCHEDULE		OF SCHEDULE		RPI		RPI		RPI		RPI	
DIV. I ONLY			11- 13		.45833 191		8- 2		48		88		108		.54088 106		13		13	
DIV. I NON-CONF.			2- 10		.16667 297		0- 0		7		32		133		.52179 129		15		15	
TOTALS		RPI 1-25		RPI 26-50		W-L RECORDS		RPI 51-100		RPI 101-150		RPI 150+								
11- 13		0- 3		0- 1		OVERALL		2- 7		2- 2		7- 0								
5- 1		0- 1		0- 0		HOME		0- 0		0- 0		5- 0								
4- 7		0- 2		0- 1		AWAY		1- 4		1- 0		2- 0								
2- 5		0- 0		0- 0		NEUTRAL		1- 3		1- 2		0- 0								
2- 10		0- 3		0- 0		NON-CONFERENCE		1- 5		1- 2		0- 0								
0- 1		0- 1		0- 0		HOME		0- 0		0- 0		0- 0								
0- 4		0- 2		0- 0		AWAY		0- 2		0- 0		0- 0								
2- 5		0- 0		0- 0		NEUTRAL		1- 3		1- 2		0- 0								
9- 3		0- 0		0- 1		CONFERENCE		1- 2		1- 0		7- 0								
5- 0		0- 0		0- 0		HOME		0- 0		0- 0		5- 0								
4- 3		0- 0		0- 1		AWAY		1- 2		1- 0		2- 0								
0- 0		0- 0		0- 0		NEUTRAL		0- 0		0- 0		0- 0								
RPI S	Opponent		Score		RPI S	Opponent		Score		RPI S	Opponent		Score		RPI S	Opponent		Score		
2 A	Minnesota		0	3	32 A	Western Ky.		0	3	55 A	North Texas		1	3	105 N	Coastal Caro.		2	3	
6 H	Texas		0	3						62 N	SMU		1	3	121 N	St. John's (NY)		3	2	
20 A	Baylor		1	3						64 A	TCU		0	3	133 N	Houston Baptist		1	3	
										66 A	Rice		2	3	134 A	Southern Miss.		3	1	
										67 N	Tennessee		1	3	179 H	Marshall		3	0	
										74 A	Texas St.		2	3	245 H	UAB		3	2	
										74 N	Texas St.		3	2	270 A	UTEP		3	0	
										79 N	West Virginia		1	3	270 H	UTEP		3	2	
										98 A	Fla. Atlantic		3	0	272 H	Middle Tenn.		3	1	
															278 A	FIU		3	2	
															281 H	Louisiana Tech		3	1	
				LAST 10 GAMES																
					278 A	FIU		3	2	66 A	Rice		2	3						
					98 A	Fla. Atlantic		3	0	270 A	UTEP		3	0						
					281 H	Louisiana Tech		3	1	272 H	Middle Tenn.		3	1						
					245 H	UAB		3	2	179 H	Marshall		3	0						
					32 A	Western Ky.		0	3	270 H	UTEP		3	2						

Non-Div. I Games:

UTSA

Average RPI Win:	212	WON-LOST RECORD	WINNING PCT. RANK	LAST 10 GAMES	STRENGTH OF SCHEDULE	OPP. STRENGTH OF SCHEDULE	TEAM RPI	ADJ RPI	CONF. RPI	ADJ CONF. RPI	
DIV. I ONLY		18- 9	.66667 78	8- 2	189	107	106	.53994 107	21	21	
DIV. I NON-CONF.		6- 7	.46154 183	0- 0	196	41	173	.49256 173	21	21	
<hr/>											
TOTALS	RPI 1-25	RPI 26-50		W-L RECORDS	RPI 51-100		RPI 101-150		RPI 150+		
18- 9	0- 1	0- 2		OVERALL	1- 3		2- 2		15- 1		
7- 0	0- 0	0- 0		HOME	1- 0		1- 0		5- 0		
8- 4	0- 0	0- 0		AWAY	0- 3		1- 1		7- 0		
3- 5	0- 1	0- 2		NEUTRAL	0- 0		0- 1		3- 1		
<hr/>											
6- 7	0- 1	0- 2		NON-CONFERENCE	0- 2		1- 1		5- 1		
1- 0	0- 0	0- 0		HOME	0- 0		0- 0		1- 0		
2- 2	0- 0	0- 0		AWAY	0- 2		1- 0		1- 0		
3- 5	0- 1	0- 2		NEUTRAL	0- 0		0- 1		3- 1		
<hr/>											
12- 2	0- 0	0- 0		CONFERENCE	1- 1		1- 1		10- 0		
6- 0	0- 0	0- 0		HOME	1- 0		1- 0		4- 0		
6- 2	0- 0	0- 0		AWAY	0- 1		0- 1		6- 0		
0- 0	0- 0	0- 0		NEUTRAL	0- 0		0- 0		0- 0		
<hr/>											
RPI S	Opponent	Score		RPI S	Opponent	Score		RPI S	Opponent	Score	
15 N	Michigan St.	0	3	38 N	Auburn	1	3	54 A	Alabama	1	3
				43 N	Maryland	1	3	67 A	Tennessee	2	3
								97 A	ETSU	0	3
								97 H	ETSU	3	0
								108 A	Georgia Tech	3	2
								114 N	Hofstra	0	3
								130 A	UNCG	1	3
								130 H	UNCG	3	1
								152 N	Elon	3	1
								179 N	Marshall	1	3
								184 A	Wofford	3	1
								184 H	Wofford	3	0
								198 A	Chattanooga	3	1
								198 H	Chattanooga	3	0
								215 A	Liberty	3	0
								225 A	Western Caro.	3	1
								225 H	Western Caro.	3	1
								238 A	Samford	3	0
								248 N	Tennessee St.	3	2
								256 N	USC Upstate	3	0
								264 A	Mercer	3	1
								279 H	Gardner-Webb	3	0
								306 A	The Citadel	3	1
								306 H	The Citadel	3	0
<hr/>											
LAST 10 GAMES											
				225 A	Western Caro.	3	1	184 H	Wofford	3	0
				130 A	UNCG	1	3	238 A	Samford	3	0
				306 H	The Citadel	3	0	264 A	Mercer	3	1
				97 A	ETSU	0	3	130 H	UNCG	3	1
				198 A	Chattanooga	3	1	225 H	Western Caro.	3	1

Non-Div. I Games:

Furman

Average RPI Win:		139	WON-LOST	WINNING	LAST 10	STRENGTH OF		OPP. STRENGTH	TEAM	ADJ	CONF.	ADJ CONF.
Average RPI Loss:		81	RECORD	PCT. RANK	GAMES	SCHEDULE		OF SCHEDULE	RPI	RPI	RPI	RPI
DIV. I ONLY		12- 13		.48 176	5- 5	69		57	111	.53973	108	5 5
DIV. I NON-CONF.		5- 6		.45455 197	0- 0	27		33	87	.57121	86	5 5
TOTALS		RPI 1-25		RPI 26-50		W-L RECORDS		RPI 51-100		RPI 101-150		RPI 150+
12- 13	1- 3			1- 2		OVERALL		3- 4		1- 2		6- 2
9- 4	1- 0			0- 2		HOME		3- 1		1- 1		4- 0
3- 7	0- 2			1- 0		AWAY		0- 2		0- 1		2- 2
0- 2	0- 1			0- 0		NEUTRAL		0- 1		0- 0		0- 0
5- 6	1- 2			0- 1		NON-CONFERENCE		2- 2		0- 1		2- 0
5- 2	1- 0			0- 1		HOME		2- 0		0- 1		2- 0
0- 2	0- 1			0- 0		AWAY		0- 1		0- 0		0- 0
0- 2	0- 1			0- 0		NEUTRAL		0- 1		0- 0		0- 0
7- 7	0- 1			1- 1		CONFERENCE		1- 2		1- 1		4- 2
4- 2	0- 0			0- 1		HOME		1- 1		1- 0		2- 0
3- 5	0- 1			1- 0		AWAY		0- 1		0- 1		2- 2
0- 0	0- 0			0- 0		NEUTRAL		0- 0		0- 0		0- 0
RPI S	Opponent	Score	RPI S	Opponent	Score	RPI S	Opponent	Score	RPI S	Opponent	Score	
6 N	Texas	0 3	37 H	NC State	1 3	52 H	North Carolina	3 1	107 H	Furman	2 3	
15 H	Michigan St.	3 1	38 H	Auburn	0 3	60 A	Georgia	1 3	116 A	Syracuse	0 3	
21 A	San Diego	0 3	39 A	Notre Dame	3 1	73 A	Duke	0 3	116 H	Syracuse	3 1	
22 A	Louisville	0 3				73 H	Duke	1 3	161 H	Xavier	3 1	
						77 N	Villanova	1 3	168 H	Wake Forest	3 1	
						87 H	North Dakota	3 0	178 A	Virginia Tech	3 0	
						100 H	Kansas St.	3 2	193 A	Virginia	1 3	
									231 A	Boston College	1 3	
									231 H	Boston College	3 0	
									255 A	Clemson	3 0	
									263 H	North Florida	3 0	
			LAST 10 GAMES									
			193 A	Virginia	1 3	116 H	Syracuse	3 1				
			178 A	Virginia Tech	3 0	22 A	Louisville	0 3				
			168 H	Wake Forest	3 1	39 A	Notre Dame	3 1				
			73 H	Duke	1 3	116 A	Syracuse	0 3				
			231 H	Boston College	3 0	231 A	Boston College	1 3				

Non-Div. I Games:

Georgia Tech

Average RPI Win:	138	WON-LOST	WINNING	LAST 10	STRENGTH OF	OPP. STRENGTH	TEAM	ADJ	CONF.	ADJ CONF.	
Average RPI Loss:	83	RECORD	PCT. RANK	GAMES	SCHEDULE	OF SCHEDULE	RPI	RPI	RPI	RPI	
DIV. I ONLY	12- 13	.48	176	5- 5	62	62	107	.53835	109	6	6
DIV. I NON-CONF.	5- 6	.45455	197	0- 0	135	60	145	.51064	145	6	6
<hr/>											
TOTALS	RPI 1-25	RPI 26-50		W-L RECORDS	RPI 51-100		RPI 101-150		RPI 150+		
12- 13	0- 5	0- 1		OVERALL	6- 3		3- 1		3- 3		
4- 2	0- 2	0- 0		HOME	4- 0		0- 0		0- 0		
5- 9	0- 2	0- 1		AWAY	2- 2		2- 1		1- 2		
3- 2	0- 0	0- 0		NEUTRAL	0- 1		1- 0		2- 1		
<hr/>											
5- 6	0- 1	0- 1		NON-CONFERENCE	2- 1		1- 0		2- 3		
1- 0	0- 0	0- 0		HOME	1- 0		0- 0		0- 0		
1- 4	0- 1	0- 1		AWAY	1- 0		0- 0		0- 2		
3- 2	0- 0	0- 0		NEUTRAL	0- 1		1- 0		2- 1		
<hr/>											
7- 7	0- 4	0- 0		CONFERENCE	4- 2		2- 1		1- 0		
3- 2	0- 2	0- 0		HOME	3- 0		0- 0		0- 0		
4- 5	0- 2	0- 0		AWAY	1- 2		2- 1		1- 0		
0- 0	0- 0	0- 0		NEUTRAL	0- 0		0- 0		0- 0		
<hr/>											
RPI S	Opponent	Score		RPI S	Opponent	Score		RPI S	Opponent	Score	
7 A	Stanford	0	3	28 A	Oregon St.	1	3	86 A	Sacramento St.	3	1
19 A	BYU	0	3					123 N	Idaho	3	0
19 H	BYU	0	3					89 A	Loyola Marymount	0	3
21 A	San Diego	0	3					89 H	Loyola Marymount	3	0
21 H	San Diego	2	3					90 H	California	3	2
								142 A	Gonzaga	2	3
								147 A	Saint Mary's (CA)	3	1
								151 A	San Diego St.	0	3
								94 A	Santa Clara	3	1
								167 A	Utah St.	2	3
								94 H	Santa Clara	3	0
								99 A	Pepperdine	1	3
								192 N	UC Santa Barbara	3	1
								99 H	Pepperdine	3	1
								217 N	Long Beach St.	3	0
								218 N	Montana St.	2	3
								295 A	San Francisco	3	0
<hr/>											
LAST 10 GAMES											
21 A	San Diego	0	3	94 A	Santa Clara	3	1				
19 A	BYU	0	3	147 A	Saint Mary's (CA)	3	1				
99 H	Pepperdine	3	1	19 H	BYU	0	3				
89 H	Loyola Marymount	3	0	21 H	San Diego	2	3				
295 A	San Francisco	3	0	89 A	Loyola Marymount	0	3				

Non-Div. I Games:

Pacific

Average RPI Win: 235		WON-LOST RECORD	WINNING PCT. RANK		LAST 10 GAMES	STRENGTH OF SCHEDULE		OPP. STRENGTH OF SCHEDULE		TEAM RPI	ADJ RPI		CONF. RPI	ADJ CONF. RPI	
Average RPI Loss: 111															
DIV. I ONLY		23- 6	.7931	30	7- 3	288		210		109	.53671	110	16	15	
DIV. I NON-CONF.		11- 3	.78571	48	0- 0	264		261		121	.52935	121	14	14	
TOTALS		RPI 1-25		RPI 26-50		W-L RECORDS		RPI 51-100		RPI 101-150		RPI 150+			
23- 6	0- 0			0- 1	OVERALL		2- 2		1- 1		20- 2				
9- 3	0- 0			0- 0	HOME		1- 1		0- 1		8- 1				
9- 2	0- 0			0- 1	AWAY		1- 1		0- 0		8- 0				
5- 1	0- 0			0- 0	NEUTRAL		0- 0		1- 0		4- 1				
11- 3	0- 0			0- 0	NON-CONFERENCE		0- 1		1- 1		10- 1				
3- 1	0- 0			0- 0	HOME		0- 0		0- 1		3- 0				
3- 1	0- 0			0- 0	AWAY		0- 1		0- 0		3- 0				
5- 1	0- 0			0- 0	NEUTRAL		0- 0		1- 0		4- 1				
12- 3	0- 0			0- 1	CONFERENCE		2- 1		0- 0		10- 1				
6- 2	0- 0			0- 0	HOME		1- 1		0- 0		5- 1				
6- 1	0- 0			0- 1	AWAY		1- 0		0- 0		5- 0				
0- 0	0- 0			0- 0	NEUTRAL		0- 0		0- 0		0- 0				
RPI	S	Opponent	Score	RPI	S	Opponent	Score	RPI	S	Opponent	Score	RPI	S	Opponent	Score
				46	A	UNI	0 3	51	H	Missouri St.	2 3	139	H	San Jose St.	2 3
								69	A	James Madison	1 3	143	N	Cornell	3 0
								96	A	Illinois St.	3 0	171	A	Valparaiso	3 0
								96	H	Illinois St.	3 2	171	H	Valparaiso	0 3
												172	N	Bryant	3 1
												185	N	McNeese	3 2
												191	N	UC Riverside	1 3
												235	H	Omaha	3 2
												246	H	Southern Ill.	3 1
												250	A	Indiana St.	3 0
												250	H	Indiana St.	3 1
												251	H	Montana	3 1
												258	A	Evansville	3 1
												258	H	Evansville	3 0
												259	A	Bradley	3 0
												259	H	Bradley	3 0
												262	A	Loyola Chicago	3 1
												262	H	Loyola Chicago	3 0
												280	H	Southeast Mo. St.	3 0
												283	A	Cal St. Fullerton	3 2
												285	A	Chicago St.	3 0
												293	N	Hampton	3 0
												294	A	Western Ill.	3 0
												322	N	Fairleigh Dickinson	3 0
				LAST 10 GAMES											
				258	H	Evansville	3 0	171	H	Valparaiso	0 3	294	A	Western Ill.	3 0
				250	H	Indiana St.	3 1	46	A	UNI	0 3	322	N	Fairleigh Dickinson	3 0
				96	A	Illinois St.	3 0	246	H	Southern Ill.	3 1				
				259	A	Bradley	3 0	51	H	Missouri St.	2 3				
				262	H	Loyola Chicago	3 0	250	A	Indiana St.	3 0				

Non-Div. I Games:

Drake

IUPUI

Average RPI Win:		209	WON-LOST RECORD		WINNING PCT. RANK		LAST 10 GAMES		STRENGTH OF SCHEDULE		OPP. STRENGTH OF SCHEDULE		TEAM RPI		ADJ RPI		CONF. RPI		ADJ CONF. RPI				
Average RPI Loss:		91																					
DIV. I ONLY			15- 12		.55556 137		8- 2		90		146		110		.53595 111		14		14				
DIV. I NON-CONF.			4- 9		.30769 257		0- 0		55		129		156		.50321 154		13		13				
TOTALS		RPI 1-25		RPI 26-50		W-L RECORDS		RPI 51-100		RPI 101-150		RPI 150+											
15- 12		0- 2		0- 1		OVERALL		0- 5		3- 2		12- 2											
6- 5		0- 1		0- 1		HOME		0- 2		2- 1		4- 0											
6- 5		0- 0		0- 0		AWAY		0- 2		1- 1		5- 2											
3- 2		0- 1		0- 0		NEUTRAL		0- 1		0- 0		3- 0											
4- 9		0- 2		0- 1		NON-CONFERENCE		0- 3		1- 1		3- 2											
1- 3		0- 1		0- 1		HOME		0- 1		1- 0		0- 0											
0- 4		0- 0		0- 0		AWAY		0- 1		0- 1		0- 2											
3- 2		0- 1		0- 0		NEUTRAL		0- 1		0- 0		3- 0											
11- 3		0- 0		0- 0		CONFERENCE		0- 2		2- 1		9- 0											
5- 2		0- 0		0- 0		HOME		0- 1		1- 1		4- 0											
6- 1		0- 0		0- 0		AWAY		0- 1		1- 0		5- 0											
0- 0		0- 0		0- 0		NEUTRAL		0- 0		0- 0		0- 0											
RPI	S	Opponent		Score		RPI	S	Opponent		Score		RPI	S	Opponent		Score							
17	H	Wichita St.		0	3	33	H	Marquette		1	3	53	A	Dayton		0	3	115	H	Ball St.		3	2
24	N	Cal Poly		0	3							71	H	Miami (OH)		2	3	125	A	FGCU		0	3
												85	A	Cleveland St.		1	3	131	A	Green Bay		3	2
												85	H	Cleveland St.		1	3	131	H	Green Bay		3	1
												87	N	North Dakota		2	3	132	H	Oakland		0	3
																		154	A	Central Mich.		0	3
																		156	A	Ill.-Chicago		3	2
																		164	A	Northern Ky.		3	1
																		164	H	Northern Ky.		3	1
																		209	A	Milwaukee		3	1
																		209	H	Milwaukee		3	0
																		222	A	Fort Wayne		0	3
																		229	A	Wright St.		3	2
																		229	H	Wright St.		3	2
																		250	N	Indiana St.		3	2
																		278	N	FIU		3	2
																		289	A	Youngstown St.		3	0
																		289	H	Youngstown St.		3	0
																		298	N	Ga. Southern		3	1
						LAST 10 GAMES																	
						209 A Milwaukee						229 A Wright St.						3 2					
						131 A Green Bay						156 A Ill.-Chicago						3 2					
						85 H Cleveland St.						132 H Oakland						0 3					
						289 H Youngstown St.						131 H Green Bay						3 1					
						164 A Northern Ky.						209 H Milwaukee						3 0					

Non-Div. I Games:

IUPUI

Average RPI Win:		219	WON-LOST RECORD		WINNING PCT. RANK		LAST 10 GAMES		STRENGTH OF SCHEDULE		OPP. STRENGTH OF SCHEDULE		TEAM RPI		ADJ RPI		CONF. RPI		ADJ CONF. RPI	
DIV. I ONLY			14- 11		.56 131		8- 1		102		136		112		.53457 112		22		22	
DIV. I NON-CONF.			3- 9		.25 272		2- 0		63		56		178		.49139 178		19		19	
TOTALS		RPI 1-25		RPI 26-50		W-L RECORDS		RPI 51-100		RPI 101-150		RPI 150+								
14- 11		0- 2		0- 1		OVERALL		1- 5		2- 3		11- 0								
7- 3		0- 0		0- 0		HOME		1- 2		1- 1		5- 0								
4- 5		0- 2		0- 1		AWAY		0- 1		0- 1		4- 0								
3- 3		0- 0		0- 0		NEUTRAL		0- 2		1- 1		2- 0								
3- 9		0- 2		0- 1		NON-CONFERENCE		0- 4		1- 2		2- 0								
0- 3		0- 0		0- 0		HOME		0- 2		0- 1		0- 0								
0- 3		0- 2		0- 1		AWAY		0- 0		0- 0		0- 0								
3- 3		0- 0		0- 0		NEUTRAL		0- 2		1- 1		2- 0								
11- 2		0- 0		0- 0		CONFERENCE		1- 1		1- 1		9- 0								
7- 0		0- 0		0- 0		HOME		1- 0		1- 0		5- 0								
4- 2		0- 0		0- 0		AWAY		0- 1		0- 1		4- 0								
0- 0		0- 0		0- 0		NEUTRAL		0- 0		0- 0		0- 0								
RPI	S	Opponent		Score		RPI	S	Opponent		Score		RPI	S	Opponent		Score				
5	A	Nebraska		0	3	45	A	Arkansas		0	3	54	N	Alabama		0	3			
25	A	Purdue		0	3							59	A	Denver		0	3			
												59	H	Denver		3	0			
												63	H	Central Ark.		0	3			
												84	H	Wyoming		2	3			
												85	N	Cleveland St.		2	3			
												104	N	UCF		3	1			
												138	A	South Dakota		1	3			
												138	H	South Dakota		3	1			
												140	H	Tulsa		2	3			
												147	N	Saint Mary's (CA)		1	3			
												159	A	North Dakota St.		3	1			
												159	H	North Dakota St.		3	1			
												222	A	Fort Wayne		3	1			
												222	H	Fort Wayne		3	1			
												235	H	Omaha		3	0			
												237	N	UMBC		3	0			
												294	A	Western Ill.		3	0			
												294	H	Western Ill.		3	1			
												313	A	South Dakota St.		3	0			
												313	H	South Dakota St.		3	0			
												317	N	Southern U.		3	0			
LAST 10 GAMES																				
317 N Southern U.						3	0	159 H North Dakota St.						3	1					
104 N UCF						3	1	294 A Western Ill.						3	0					
138 H South Dakota						3	1	222 A Fort Wayne						3	1					
59 A Denver						0	3	235 H Omaha						3	0					
313 H South Dakota St.						3	0	59 H Denver						3	0					

Non-Div. I Games:

Oral Roberts

Average RPI Win:		198	WON-LOST	WINNING	LAST 10	STRENGTH OF		OPP. STRENGTH	TEAM	ADJ	CONF.	ADJ CONF.
Average RPI Loss:		125	RECORD	PCT. RANK	GAMES	SCHEDULE		OF SCHEDULE	RPI	RPI	RPI	RPI
DIV. I ONLY		17- 10		.62963	99	6- 4		169	147	113	.53368	113
DIV. I NON-CONF.		7- 6		.53846	145	0- 0		228	168	186	.48486	186
TOTALS		RPI 1-25		RPI 26-50		W-L RECORDS		RPI 51-100		RPI 101-150		RPI 150+
17- 10	0- 0			1- 2		OVERALL		2- 3		1- 0		13- 5
9- 2	0- 0			1- 0		HOME		1- 1		0- 0		7- 1
5- 6	0- 0			0- 2		AWAY		1- 1		1- 0		3- 3
3- 2	0- 0			0- 0		NEUTRAL		0- 1		0- 0		3- 1
7- 6	0- 0			0- 1		NON-CONFERENCE		0- 2		0- 0		7- 3
3- 1	0- 0			0- 0		HOME		0- 0		0- 0		3- 1
1- 3	0- 0			0- 1		AWAY		0- 1		0- 0		1- 1
3- 2	0- 0			0- 0		NEUTRAL		0- 1		0- 0		3- 1
10- 4	0- 0			1- 1		CONFERENCE		2- 1		1- 0		6- 2
6- 1	0- 0			1- 0		HOME		1- 1		0- 0		4- 0
4- 3	0- 0			0- 1		AWAY		1- 0		1- 0		2- 2
0- 0	0- 0			0- 0		NEUTRAL		0- 0		0- 0		0- 0
RPI S	Opponent	Score	RPI S	Opponent	Score	RPI S	Opponent	Score	RPI S	Opponent	Score	
			43 A	Maryland	1 3	65 A	Towson	3 1	114 A	Hofstra	3 1	
			47 A	Col. of Charleston	0 3	65 H	Towson	1 3	152 A	Elon	0 3	
			47 H	Col. of Charleston	3 1	69 H	James Madison	3 2	152 H	Elon	3 2	
						78 N	Temple	0 3	160 H	Harvard	1 3	
						99 A	Pepperdine	1 3	182 A	UNCW	0 3	
									182 H	UNCW	3 1	
									186 A	CSUN	0 3	
									210 A	Rhode Island	3 1	
									213 N	Columbia	3 0	
									214 H	New Hampshire	3 2	
									231 H	Boston College	3 2	
									234 N	Weber St.	2 3	
									237 N	UMBC	3 1	
									252 N	Marist	3 0	
									260 A	Delaware	3 0	
									260 H	Delaware	3 0	
									282 A	William & Mary	3 1	
									282 H	William & Mary	3 0	
									303 H	UMass Lowell	3 0	
LAST 10 GAMES												
			152 A	Elon	0 3	182 A	UNCW	0 3				
			282 A	William & Mary	3 1	114 A	Hofstra	3 1				
			65 H	Towson	1 3	152 H	Elon	3 2				
			260 H	Delaware	3 0	69 H	James Madison	3 2				
			47 A	Col. of Charleston	0 3	282 H	William & Mary	3 0				

Non-Div. I Games:

Northeastern

Average RPI Win: 192		WON-LOST	WINNING	LAST 10	STRENGTH OF		OPP. STRENGTH	TEAM	ADJ	CONF.	ADJ CONF.	
Average RPI Loss: 106		RECORD	PCT. RANK	GAMES	SCHEDULE		OF SCHEDULE	RPI	RPI	RPI	RPI	
DIV. I ONLY		16- 12	.57143	128	5- 5		112	125	114	.53207	114	
DIV. I NON-CONF.		8- 6	.57143	134	0- 0		156	127	127	.52443	127	
<hr/>												
TOTALS		RPI 1-25		RPI 26-50		W-L RECORDS		RPI 51-100		RPI 101-150		RPI 150+
16- 12		0- 0		0- 2		OVERALL		2- 4		2- 3		12- 3
6- 5		0- 0		0- 1		HOME		0- 2		0- 2		6- 0
7- 4		0- 0		0- 1		AWAY		2- 1		0- 0		5- 2
3- 3		0- 0		0- 0		NEUTRAL		0- 1		2- 1		1- 1
8- 6		0- 0		0- 0		NON-CONFERENCE		1- 2		2- 2		5- 2
2- 1		0- 0		0- 0		HOME		0- 0		0- 1		2- 0
3- 2		0- 0		0- 0		AWAY		1- 1		0- 0		2- 1
3- 3		0- 0		0- 0		NEUTRAL		0- 1		2- 1		1- 1
8- 6		0- 0		0- 2		CONFERENCE		1- 2		0- 1		7- 1
4- 4		0- 0		0- 1		HOME		0- 2		0- 1		4- 0
4- 2		0- 0		0- 1		AWAY		1- 0		0- 0		3- 1
0- 0		0- 0		0- 0		NEUTRAL		0- 0		0- 0		0- 0
RPI	S	Opponent	Score	RPI	S	Opponent	Score	RPI	S	Opponent	Score	
				47	A	Col. of Charleston	0 3	54	A	Alabama	0 3	
				47	H	Col. of Charleston	1 3	65	A	Towson	3 0	
								65	H	Towson	0 3	
								69	H	James Madison	2 3	
								77	N	Villanova	2 3	
								92	A	Seton Hall	3 0	
								107	N	Furman	3 0	
								113	H	Northeastern	1 3	
								116	H	Syracuse	1 3	
								120	N	Indiana	1 3	
								126	N	LIU Brooklyn	3 2	
								152	A	Elon	2 3	
								152	H	Elon	3 0	
								162	A	Stony Brook	3 2	
								172	H	Bryant	3 0	
								182	A	UNCW	3 2	
								182	H	UNCW	3 1	
								193	A	Virginia	0 3	
								215	N	Liberty	1 3	
								242	A	George Washington	3 1	
								248	N	Tennessee St.	3 0	
								254	H	Binghamton	3 0	
								260	A	Delaware	3 1	
								260	H	Delaware	3 0	
								282	A	William & Mary	3 1	
								282	H	William & Mary	3 2	
<hr/>												
LAST 10 GAMES												
				282	A	William & Mary	3 1	47	A	Col. of Charleston	0 3	
				152	A	Elon	2 3	113	H	Northeastern	1 3	
				260	H	Delaware	3 0	69	H	James Madison	2 3	
				65	H	Towson	0 3	282	H	William & Mary	3 2	
				182	A	UNCW	3 2	152	H	Elon	3 0	

Non-Div. I Games:

Hofstra

Average RPI Win: 202		WON-LOST	WINNING	LAST 10	STRENGTH OF		OPP. STRENGTH	TEAM	ADJ	CONF.	ADJ CONF.
Average RPI Loss: 112		RECORD	PCT. RANK	GAMES	SCHEDULE		OF SCHEDULE	RPI	RPI	RPI	RPI
DIV. I ONLY		17- 10	.62963	99	6- 4		177	134	115	.53104	115
DIV. I NON-CONF.		8- 5	.61538	111	0- 0		148	120	106	.53901	108
TOTALS		RPI 1-25	RPI 26-50		W-L RECORDS		RPI 51-100		RPI 101-150		RPI 150+
17- 10	0- 0	0- 2		OVERALL		1- 2		1- 3		15- 3	
10- 3	0- 0	0- 0		HOME		1- 1		1- 0		8- 2	
4- 6	0- 0	0- 1		AWAY		0- 1		0- 3		4- 1	
3- 1	0- 0	0- 1		NEUTRAL		0- 0		0- 0		3- 0	
8- 5	0- 0	0- 2		NON-CONFERENCE		1- 1		0- 2		7- 0	
5- 0	0- 0	0- 0		HOME		1- 0		0- 0		4- 0	
0- 4	0- 0	0- 1		AWAY		0- 1		0- 2		0- 0	
3- 1	0- 0	0- 1		NEUTRAL		0- 0		0- 0		3- 0	
9- 5	0- 0	0- 0		CONFERENCE		0- 1		1- 1		8- 3	
5- 3	0- 0	0- 0		HOME		0- 1		1- 0		4- 2	
4- 2	0- 0	0- 0		AWAY		0- 0		0- 1		4- 1	
0- 0	0- 0	0- 0		NEUTRAL		0- 0		0- 0		0- 0	
RPI S	Opponent	Score		RPI S	Opponent	Score		RPI S	Opponent	Score	
29 A	Colorado St.	1	3	58 A	Butler	2	3	111 A	IUPUI	2	3
34 N	Michigan	1	3	71 H	Miami (OH)	1	3	120 A	Indiana	0	3
				76 H	Navy	3	0	124 H	Bowling Green	3	1
								144 A	Ohio	0	3
								154 A	Central Mich.	3	0
								154 H	Central Mich.	2	3
								166 H	Buffalo	3	0
								170 H	Duquesne	3	2
								180 H	Western Mich.	3	1
								187 H	Northern Ill.	2	3
								205 A	Eastern Mich.	3	1
								205 H	Eastern Mich.	3	2
								207 A	Toledo	0	3
								207 H	Toledo	3	1
								220 N	Idaho St.	3	1
								222 A	Kent St.	3	1
								222 H	Fort Wayne	3	0
								240 N	DePaul	3	1
								250 N	Indiana St.	3	0
								258 H	Evansville	3	0
								259 H	Bradley	3	1
								284 A	Akron	3	0
LAST 10 GAMES											
284 A	Akron	3	0	124 H	Bowling Green	3	1				
207 H	Toledo	3	1	144 A	Ohio	0	3				
205 H	Eastern Mich.	3	2	222 A	Kent St.	3	1				
154 H	Central Mich.	2	3	187 H	Northern Ill.	2	3				
71 H	Miami (OH)	1	3	180 H	Western Mich.	3	1				

Non-Div. I Games:

Ball St.

Average RPI Win:	201	WON-LOST	WINNING	LAST 10	STRENGTH OF	OPP. STRENGTH	TEAM	ADJ	CONF.	ADJ CONF.	
Average RPI Loss:	86	RECORD	PCT. RANK	GAMES	SCHEDULE	OF SCHEDULE	RPI	RPI	RPI	RPI	
DIV. I ONLY	17- 10	.62963	99	6- 4	197	95	116	.53083	116	5	5
DIV. I NON-CONF.	8- 5	.61538	111	0- 0	160	176	119	.5303	119	5	5
<hr/>											
TOTALS	RPI 1-25	RPI 26-50		W-L RECORDS	RPI 51-100		RPI 101-150		RPI 150+		
17- 10	0- 1	0- 4		OVERALL	2- 1		2- 2		13- 2		
7- 3	0- 0	0- 1		HOME	0- 0		1- 1		6- 1		
7- 4	0- 0	0- 2		AWAY	2- 1		1- 1		4- 0		
3- 3	0- 1	0- 1		NEUTRAL	0- 0		0- 0		3- 1		
<hr/>											
8- 5	0- 1	0- 1		NON-CONFERENCE	1- 0		1- 1		6- 2		
2- 2	0- 0	0- 0		HOME	0- 0		0- 1		2- 1		
3- 0	0- 0	0- 0		AWAY	1- 0		1- 0		1- 0		
3- 3	0- 1	0- 1		NEUTRAL	0- 0		0- 0		3- 1		
<hr/>											
9- 5	0- 0	0- 3		CONFERENCE	1- 1		1- 1		7- 0		
5- 1	0- 0	0- 1		HOME	0- 0		1- 0		4- 0		
4- 4	0- 0	0- 2		AWAY	1- 1		0- 1		3- 0		
0- 0	0- 0	0- 0		NEUTRAL	0- 0		0- 0		0- 0		
<hr/>											
RPI S	Opponent	Score	RPI S	Opponent	Score	RPI S	Opponent	Score	RPI S	Opponent	Score
10 N	Wisconsin	0 3	27 A	Pittsburgh	1 3	52 A	North Carolina	0 3	102 H	Colgate	0 3
			27 H	Pittsburgh	0 3	73 A	Duke	3 1	108 A	Georgia Tech	1 3
			37 A	NC State	0 3	100 A	Kansas St.	3 1	108 H	Georgia Tech	3 0
			45 N	Arkansas	0 3				114 A	Hofstra	3 1
									168 A	Wake Forest	3 1
									172 N	Bryant	2 3
									178 H	Virginia Tech	3 0
									193 H	Virginia	3 0
									204 H	Niagara	3 0
									211 N	Sacred Heart	3 2
									231 A	Boston College	3 0
									231 H	Boston College	3 1
									239 A	Dartmouth	3 1
									254 N	Binghamton	3 0
									255 A	Clemson	3 0
									255 H	Clemson	3 0
									275 H	Grand Canyon	1 3
									287 N	Iona	3 1
									318 H	Siena	3 0
<hr/>											
LAST 10 GAMES											
52 A North Carolina					0 3	108 A Georgia Tech					1 3
37 A NC State					0 3	27 H Pittsburgh					0 3
193 H Virginia					3 0	231 A Boston College					3 0
178 H Virginia Tech					3 0	108 H Georgia Tech					3 0
255 A Clemson					3 0	255 H Clemson					3 0

Non-Div. I Games:

Syracuse

Average RPI Win:	229	WON-LOST	WINNING	LAST 10	STRENGTH OF	OPP. STRENGTH	TEAM	ADJ	CONF.	ADJ CONF.	
Average RPI Loss:	100	RECORD	PCT. RANK	GAMES	SCHEDULE	OF SCHEDULE	RPI	RPI	RPI	RPI	
DIV. I ONLY	16- 8	.66667	78	1- 3	203	190	117	.5304	117	25	25
DIV. I NON-CONF.	5- 5	.5	158	0- 1	94	102	114	.5332	115	23	22
<hr/>											
TOTALS	RPI 1-25	RPI 26-50		W-L RECORDS	RPI 51-100		RPI 101-150		RPI 150+		
16- 8	0- 0	0- 1		OVERALL	2- 3		1- 4		13- 0		
7- 3	0- 0	0- 0		HOME	0- 2		1- 1		6- 0		
8- 5	0- 0	0- 1		AWAY	2- 1		0- 3		6- 0		
1- 0	0- 0	0- 0		NEUTRAL	0- 0		0- 0		1- 0		
<hr/>											
5- 5	0- 0	0- 1		NON-CONFERENCE	1- 2		1- 2		3- 0		
2- 1	0- 0	0- 0		HOME	0- 1		1- 0		1- 0		
2- 4	0- 0	0- 1		AWAY	1- 1		0- 2		1- 0		
1- 0	0- 0	0- 0		NEUTRAL	0- 0		0- 0		1- 0		
<hr/>											
11- 3	0- 0	0- 0		CONFERENCE	1- 1		0- 2		10- 0		
5- 2	0- 0	0- 0		HOME	0- 1		0- 1		5- 0		
6- 1	0- 0	0- 0		AWAY	1- 0		0- 1		5- 0		
0- 0	0- 0	0- 0		NEUTRAL	0- 0		0- 0		0- 0		
<hr/>											
RPI	S	Opponent	Score	RPI	S	Opponent	Score	RPI	S	Opponent	Score
				38	A	Auburn	0 3	54	H	Alabama	1 3
								70	A	Ole Miss	3 2
								70	A	Ole Miss	1 3
								74	A	Texas St.	3 0
								93	H	Arkansas St.	1 3
								105	A	Coastal Caro.	0 3
								134	H	Southern Miss.	3 2
								145	A	Tulane	2 3
								145	A	Tulane	0 3
								150	H	Louisiana	1 3
								185	H	McNeese	3 0
								206	A	Alabama St.	3 0
								228	A	UT Arlington	3 1
								232	A	Appalachian St.	3 2
								249	H	Little Rock	3 1
								255	N	Clemson	3 0
								276	A	Georgia St.	3 0
								276	H	Georgia St.	3 1
								290	A	Troy	3 1
								290	H	Troy	3 0
								298	A	Ga. Southern	3 0
								298	H	Ga. Southern	3 0
								308	H	La.-Monroe	3 1
<hr/>											
LAST 10 GAMES											
				70	A	Ole Miss	1 3	93	H	Arkansas St.	1 3
				308	H	La.-Monroe	3 1	249	H	Little Rock	3 1
				150	H	Louisiana	1 3	276	A	Georgia St.	3 0
				105	A	Coastal Caro.	0 3	298	A	Ga. Southern	3 0
				232	A	Appalachian St.	3 2	290	A	Troy	3 1

Non-Div. I Games:

South Ala.

Average RPI Win:		182	WON-LOST RECORD		WINNING PCT. RANK		LAST 10 GAMES		STRENGTH OF SCHEDULE		OPP. STRENGTH OF SCHEDULE		TEAM RPI		ADJ RPI		CONF. RPI		ADJ CONF. RPI				
DIV. I ONLY			11- 13		.45833 191		3- 7		71		61		123		.53027 118		4		4				
DIV. I NON-CONF.			7- 5		.58333 127		0- 0		210		170		151		.50607 150		4		4				
TOTALS		RPI 1-25		RPI 26-50				W-L RECORDS		RPI 51-100				RPI 101-150				RPI 150+					
11- 13		0- 2		1- 3				OVERALL		3- 7				0- 0				7- 1					
5- 6		0- 0		0- 2				HOME		1- 4				0- 0				4- 0					
5- 4		0- 2		1- 1				AWAY		2- 1				0- 0				2- 0					
1- 3		0- 0		0- 0				NEUTRAL		0- 2				0- 0				1- 1					
7- 5		0- 0		0- 0				NON-CONFERENCE		1- 4				0- 0				6- 1					
4- 2		0- 0		0- 0				HOME		0- 2				0- 0				4- 0					
2- 0		0- 0		0- 0				AWAY		1- 0				0- 0				1- 0					
1- 3		0- 0		0- 0				NEUTRAL		0- 2				0- 0				1- 1					
4- 8		0- 2		1- 3				CONFERENCE		2- 3				0- 0				1- 0					
1- 4		0- 0		0- 2				HOME		1- 2				0- 0				0- 0					
3- 4		0- 2		1- 1				AWAY		1- 1				0- 0				1- 0					
0- 0		0- 0		0- 0				NEUTRAL		0- 0				0- 0				0- 0					
RPI	S	Opponent		Score		RPI	S	Opponent		Score		RPI	S	Opponent		Score		RPI	S	Opponent		Score	
3	A	Florida		0 3		35	H	LSU		1 3		54	A	Alabama		2 3		182	N	UNCW		1 3	
4	A	Kentucky		1 3		38	A	Auburn		3 1		60	H	Georgia		2 3		188	A	Mississippi St.		3 2	
						38	H	Auburn		1 3		67	A	Tennessee		3 1		195	H	Eastern Ky.		3 0	
						45	A	Arkansas		0 3		67	H	Tennessee		3 1		255	A	Clemson		3 0	
												70	H	Ole Miss		0 3		263	H	North Florida		3 0	
												71	H	Miami (OH)		2 3		264	H	Mercer		3 0	
												72	H	Radford		2 3		290	H	Troy		3 0	
												73	A	Duke		3 1		298	N	Ga. Southern		3 0	
												82	N	Northwestern		1 3							
												91	N	Texas Tech		1 3							
						LAST 10 GAMES																	
						4	A	Kentucky		1 3		38	A	Auburn		3 1							
						67	A	Tennessee		3 1		70	H	Ole Miss		0 3							
						38	H	Auburn		1 3		45	A	Arkansas		0 3							
						3	A	Florida		0 3		60	H	Georgia		2 3							
						54	A	Alabama		2 3		67	H	Tennessee		3 1							

Non-Div. I Games:

South Carolina

Average RPI Win:		194	WON-LOST RECORD		WINNING PCT. RANK		LAST 10 GAMES		STRENGTH OF SCHEDULE		OPP. STRENGTH OF SCHEDULE		TEAM RPI		ADJ RPI		CONF. RPI		ADJ CONF. RPI	
DIV. I ONLY			10- 16		.38462 229		0- 10		45		52		118		.52998 119		1		1	
DIV. I NON-CONF.			10- 2		.83333 30		0- 0		157		227		74		.582 74		1		1	
TOTALS		RPI 1-25		RPI 26-50		W-L RECORDS		RPI 51-100		RPI 101-150		RPI 150+								
10- 16		0- 8		0- 3		OVERALL		0- 3		2- 2		8- 0								
3- 8		0- 5		0- 1		HOME		0- 2		1- 0		2- 0								
2- 7		0- 3		0- 2		AWAY		0- 1		0- 1		2- 0								
5- 1		0- 0		0- 0		NEUTRAL		0- 0		1- 1		4- 0								
10- 2		0- 0		0- 0		NON-CONFERENCE		0- 0		2- 2		8- 0								
3- 0		0- 0		0- 0		HOME		0- 0		1- 0		2- 0								
2- 1		0- 0		0- 0		AWAY		0- 0		0- 1		2- 0								
5- 1		0- 0		0- 0		NEUTRAL		0- 0		1- 1		4- 0								
0- 14		0- 8		0- 3		CONFERENCE		0- 3		0- 0		0- 0								
0- 8		0- 5		0- 1		HOME		0- 2		0- 0		0- 0								
0- 6		0- 3		0- 2		AWAY		0- 1		0- 0		0- 0								
0- 0		0- 0		0- 0		NEUTRAL		0- 0		0- 0		0- 0								
RPI	S	Opponent		Score		RPI	S	Opponent		Score		RPI	S	Opponent		Score				
7	A	Stanford		0 3		26	A	UCLA		0 3		90	A	California		0 3				
7	H	Stanford		1 3		26	H	UCLA		1 3		90	H	California		1 3				
8	H	Washington		2 3		28	A	Oregon St.		1 3		95	H	Arizona		0 3				
9	A	Oregon		0 3																
11	H	Colorado		0 3																
16	H	Utah		1 3																
18	A	Southern California		1 3																
18	H	Southern California		1 3																

Non-Div. I Games:

Arizona St.

Average RPI Win:	198	WON-LOST	WINNING	LAST 10	STRENGTH OF	OPP. STRENGTH	TEAM	ADJ	CONF.	ADJ CONF.	
Average RPI Loss:	46	RECORD	PCT. RANK	GAMES	SCHEDULE	OF SCHEDULE	RPI	RPI	RPI	RPI	
DIV. I ONLY	12- 14	.46154	186	1- 9	79	46	119	.52968	120	2	2
DIV. I NON-CONF.	11- 1	.91667	10	0- 0	219	191	71	.58305	71	2	2
<hr/>											
TOTALS	RPI 1-25	RPI 26-50		W-L RECORDS		RPI 51-100		RPI 101-150		RPI 150+	
12- 14	0- 7	0- 5		OVERALL		0- 1		4- 0		8- 1	
6- 6	0- 3	0- 2		HOME		0- 0		2- 0		4- 1	
2- 8	0- 4	0- 3		AWAY		0- 1		0- 0		2- 0	
4- 0	0- 0	0- 0		NEUTRAL		0- 0		2- 0		2- 0	
11- 1	0- 0	0- 0		NON-CONFERENCE		0- 0		4- 0		7- 1	
5- 1	0- 0	0- 0		HOME		0- 0		2- 0		3- 1	
2- 0	0- 0	0- 0		AWAY		0- 0		0- 0		2- 0	
4- 0	0- 0	0- 0		NEUTRAL		0- 0		2- 0		2- 0	
1- 13	0- 7	0- 5		CONFERENCE		0- 1		0- 0		1- 0	
1- 5	0- 3	0- 2		HOME		0- 0		0- 0		1- 0	
0- 8	0- 4	0- 3		AWAY		0- 1		0- 0		0- 0	
0- 0	0- 0	0- 0		NEUTRAL		0- 0		0- 0		0- 0	
RPI S	Opponent	Score	RPI S	Opponent	Score	RPI S	Opponent	Score	RPI S	Opponent	Score
1 H	Penn St.	0 3	31 A	Ohio St.	0 3	82 A	Northwestern	2 3	114 N	Hofstra	3 1
5 A	Nebraska	0 3	43 A	Maryland	1 3				115 H	Ball St.	3 0
10 A	Wisconsin	0 3	43 H	Maryland	0 3				125 H	FGCU	3 2
23 A	Illinois	1 3	44 A	Iowa	0 3				126 N	LIU Brooklyn	3 1
23 H	Illinois	0 3	44 H	Iowa	1 3				201 H	UNLV	3 0
25 A	Purdue	0 3							221 H	Rutgers	3 2
25 H	Purdue	0 3							236 N	UT Martin	3 0
									238 H	Samford	2 3
									240 H	DePaul	3 1
									242 A	George Washington	3 0
									245 N	UAB	3 1
									250 H	Indiana St.	3 0
									258 A	Evansville	3 0
<hr/>											
LAST 10 GAMES											
5 A	Nebraska	0 3	221 H	Rutgers	3 2						
44 A	Iowa	0 3	10 A	Wisconsin	0 3						
31 A	Ohio St.	0 3	44 H	Iowa	1 3						
43 A	Maryland	1 3	23 A	Illinois	1 3						
1 H	Penn St.	0 3	82 A	Northwestern	2 3						

Non-Div. I Games:

Indiana

Average RPI Win:	174	WON-LOST RECORD	WINNING PCT. RANK	LAST 10 GAMES	STRENGTH OF SCHEDULE	OPP. STRENGTH OF SCHEDULE	TEAM RPI	ADJ RPI	CONF. RPI	ADJ CONF. RPI	
DIV. I ONLY	15- 15	.5	158	6- 4	84	91	120	.52965	121	7	7
DIV. I NON-CONF.	8- 7	.53333	156	0- 0	95	154	111	.53562	111	7	7
TOTALS	RPI 1-25	RPI 26-50	W-L RECORDS	RPI 51-100	RPI 101-150	RPI 150+					
15- 15	0- 3	0- 2	OVERALL	3- 4	1- 2	11- 4					
6- 6	0- 1	0- 1	HOME	1- 1	0- 0	5- 3					
5- 7	0- 2	0- 1	AWAY	1- 2	0- 1	4- 1					
4- 2	0- 0	0- 0	NEUTRAL	1- 1	1- 1	2- 0					
8- 7	0- 1	0- 0	NON-CONFERENCE	2- 1	1- 2	5- 3					
3- 3	0- 0	0- 0	HOME	1- 0	0- 0	2- 3					
1- 2	0- 1	0- 0	AWAY	0- 0	0- 1	1- 0					
4- 2	0- 0	0- 0	NEUTRAL	1- 1	1- 1	2- 0					
7- 8	0- 2	0- 2	CONFERENCE	1- 3	0- 0	6- 1					
3- 3	0- 1	0- 1	HOME	0- 1	0- 0	3- 0					
4- 5	0- 1	0- 1	AWAY	1- 2	0- 0	3- 1					
0- 0	0- 0	0- 0	NEUTRAL	0- 0	0- 0	0- 0					
RPI	S	Opponent	Score	RPI	S	Opponent	Score	RPI	S	Opponent	Score
14	A	Creighton	1 3	33	A	Marquette	0 3	58	A	Butler	1 3
14	H	Creighton	0 3	33	H	Marquette	0 3	74	N	Texas St.	3 1
20	A	Baylor	0 3					77	A	Villanova	3 0
								77	H	Villanova	0 3
								78	N	Temple	0 3
								86	H	Sacramento St.	3 1
								92	A	Seton Hall	0 3

Non-Div. I Games:

St. John's (NY)

Average RPI Win: 230		WON-LOST	WINNING	LAST 10	STRENGTH OF		OPP. STRENGTH	TEAM	ADJ	CONF.	ADJ CONF.		
Average RPI Loss: 98		RECORD	PCT. RANK	GAMES	SCHEDULE		OF SCHEDULE	RPI	RPI	RPI	RPI		
DIV. I ONLY		19- 7	.73077	50	269		178	121	.5291	122	26	26	
DIV. I NON-CONF.		9- 5	.64286	95	243		114	143	.51291	143	25	25	
<hr/>													
TOTALS		RPI 1-25		RPI 26-50		W-L RECORDS		RPI 51-100		RPI 101-150		RPI 150+	
19- 7		0- 0		0- 2		OVERALL		0- 3		1- 1		18- 1	
13- 2		0- 0		0- 1		HOME		0- 1		1- 0		12- 0	
3- 4		0- 0		0- 1		AWAY		0- 1		0- 1		3- 1	
3- 1		0- 0		0- 0		NEUTRAL		0- 1		0- 0		3- 0	
9- 5		0- 0		0- 2		NON-CONFERENCE		0- 3		0- 0		9- 0	
6- 2		0- 0		0- 1		HOME		0- 1		0- 0		6- 0	
0- 2		0- 0		0- 1		AWAY		0- 1		0- 0		0- 0	
3- 1		0- 0		0- 0		NEUTRAL		0- 1		0- 0		3- 0	
10- 2		0- 0		0- 0		CONFERENCE		0- 0		1- 1		9- 1	
7- 0		0- 0		0- 0		HOME		0- 0		1- 0		6- 0	
3- 2		0- 0		0- 0		AWAY		0- 0		0- 1		3- 1	
0- 0		0- 0		0- 0		NEUTRAL		0- 0		0- 0		0- 0	
RPI	S	Opponent	Score	RPI	S	Opponent	Score	RPI	S	Opponent	Score		
				26	H	UCLA	0 3	87	H	North Dakota	2 3		
				39	A	Notre Dame	1 3	95	A	Arizona	2 3		
								96	N	Illinois St.	0 3		
										149	A	UTRGV	2 3
										149	H	UTRGV	3 1
										158	H	New Mexico	3 0
										171	N	Valparaiso	3 1
										194	A	Seattle U	3 0
										194	H	Seattle U	3 0
										197	A	Utah Valley	2 3
										197	H	Utah Valley	3 0
										201	H	UNLV	3 1
										203	H	Abilene Christian	3 0
										210	N	Rhode Island	3 0
										224	H	CSU Bakersfield	3 0
										238	H	Samford	3 0
										257	A	UMKC	3 0
										257	H	UMKC	3 0
										270	H	UTEP	3 0
										275	H	Grand Canyon	3 1
										282	N	William & Mary	3 0
										285	A	Chicago St.	3 0
										285	H	Chicago St.	3 0
										326	H	Delaware St.	3 0
				LAST 10 GAMES									
				194	H	Seattle U	3 0	158	H	New Mexico	3 0		
				197	H	Utah Valley	3 0	275	H	Grand Canyon	3 1		
				285	A	Chicago St.	3 0	224	H	CSU Bakersfield	3 0		
				257	A	UMKC	3 0	197	A	Utah Valley	2 3		
				149	H	UTRGV	3 1	194	A	Seattle U	3 0		

Non-Div. I Games:

New Mexico St.

Average RPI Win: 205		WON-LOST RECORD	WINNING PCT. RANK		LAST 10 GAMES		STRENGTH OF SCHEDULE		OPP. STRENGTH OF SCHEDULE		TEAM RPI	ADJ RPI	CONF. RPI	ADJ CONF. RPI	
Average RPI Loss: 108			15- 10	.6 115	7- 3	146	142	122	.529 123	18	18				
DIV. I ONLY		15- 10	.6 115	7- 3	146	142	122	.529 123	18	18					
DIV. I NON-CONF.		5- 6	.45455 197	0- 0	137	90	152	.50586 151	17	17					
TOTALS		RPI 1-25	RPI 26-50		W-L RECORDS		RPI 51-100		RPI 101-150		RPI 150+				
15- 10		0- 1	0- 1		OVERALL		1- 4		2- 2		12- 2				
6- 2		0- 0	0- 0		HOME		1- 1		0- 1		5- 0				
7- 4		0- 0	0- 1		AWAY		0- 2		1- 0		6- 1				
2- 4		0- 1	0- 0		NEUTRAL		0- 1		1- 1		1- 1				
5- 6		0- 1	0- 1		NON-CONFERENCE		0- 2		2- 1		3- 1				
0- 0		0- 0	0- 0		HOME		0- 0		0- 0		0- 0				
3- 2		0- 0	0- 1		AWAY		0- 1		1- 0		2- 0				
2- 4		0- 1	0- 0		NEUTRAL		0- 1		1- 1		1- 1				
10- 4		0- 0	0- 0		CONFERENCE		1- 2		0- 1		9- 1				
6- 2		0- 0	0- 0		HOME		1- 1		0- 1		5- 0				
4- 2		0- 0	0- 0		AWAY		0- 1		0- 0		4- 1				
0- 0		0- 0	0- 0		NEUTRAL		0- 0		0- 0		0- 0				
RPI S	Opponent	Score		RPI S	Opponent	Score		RPI S	Opponent	Score		RPI S	Opponent	Score	
12 N	Kansas	1	3	28 A	Oregon St.	0	3	86 H	Sacramento St.	0	3	103 H	Portland St.	0	3
								87 A	North Dakota	0	3	109 N	Pacific	0	3
								87 H	North Dakota	3	2	139 A	San Jose St.	3	0
								94 A	Santa Clara	0	3	142 N	Gonzaga	3	0
								100 N	Kansas St.	0	3	156 A	Ill.-Chicago	3	2
												173 A	Northern Ariz.	3	2
												181 A	Northern Colo.	3	0
												181 H	Northern Colo.	3	0
												218 H	Montana St.	3	0
												220 A	Idaho St.	0	3
												234 H	Weber St.	3	1
												240 N	DePaul	1	3
												243 N	Fordham	3	0
												251 H	Montana	3	0
												253 A	Eastern Wash.	3	0
												253 H	Eastern Wash.	3	1
												275 A	Grand Canyon	3	0
												288 A	Southern Utah	3	1
				LAST 10 GAMES											
				87 H	North Dakota	3	2	86 H	Sacramento St.	0	3				
				181 H	Northern Colo.	3	0	253 H	Eastern Wash.	3	1				
				253 A	Eastern Wash.	3	0	234 H	Weber St.	3	1				
				220 A	Idaho St.	0	3	173 A	Northern Ariz.	3	2				
				103 H	Portland St.	0	3	288 A	Southern Utah	3	1				

Non-Div. I Games:

Idaho

Average RPI Win:	185	WON-LOST RECORD	WINNING PCT. RANK	LAST 10 GAMES	STRENGTH OF SCHEDULE	OPP. STRENGTH OF SCHEDULE	TEAM RPI	ADJ RPI	CONF. RPI	ADJ CONF. RPI	
DIV. I ONLY	15- 10	.6	115	8- 2	170	104	124	.52777	124	15	16
DIV. I NON-CONF.	4- 7	.36364	231	0- 0	140	92	192	.48199	192	11	11
<hr/>											
TOTALS	RPI 1-25	RPI 26-50		W-L RECORDS	RPI 51-100		RPI 101-150		RPI 150+		
15- 10	0- 0	0- 2		OVERALL	2- 3		1- 2		12- 3		
9- 4	0- 0	0- 1		HOME	1- 0		0- 1		8- 2		
5- 3	0- 0	0- 1		AWAY	0- 1		1- 1		4- 0		
1- 3	0- 0	0- 0		NEUTRAL	1- 2		0- 0		0- 1		
<hr/>											
4- 7	0- 0	0- 2		NON-CONFERENCE	1- 2		0- 0		3- 3		
2- 3	0- 0	0- 1		HOME	0- 0		0- 0		2- 2		
1- 1	0- 0	0- 1		AWAY	0- 0		0- 0		1- 0		
1- 3	0- 0	0- 0		NEUTRAL	1- 2		0- 0		0- 1		
<hr/>											
11- 3	0- 0	0- 0		CONFERENCE	1- 1		1- 2		9- 0		
7- 1	0- 0	0- 0		HOME	1- 0		0- 1		6- 0		
4- 2	0- 0	0- 0		AWAY	0- 1		1- 1		3- 0		
0- 0	0- 0	0- 0		NEUTRAL	0- 0		0- 0		0- 0		
<hr/>											
RPI S	Opponent	Score	RPI S	Opponent	Score	RPI S	Opponent	Score	RPI S	Opponent	Score
			39 H	Notre Dame	0 3	71 A	Miami (OH)	1 3	115 A	Ball St.	1 3
			40 A	VCU	0 3	71 H	Miami (OH)	3 1	144 A	Ohio	3 1
						82 N	Northwestern	0 3	144 H	Ohio	2 3
						86 N	Sacramento St.	2 3	154 H	Central Mich.	3 0
						92 N	Seton Hall	3 2	156 H	Ill.-Chicago	2 3
									161 H	Xavier	0 3
									164 A	Northern Ky.	3 2
									166 H	Buffalo	3 1
									170 H	Duquesne	3 0
									180 A	Western Mich.	3 1
									187 H	Northern Ill.	3 2
									194 N	Seattle U	2 3
									205 H	Eastern Mich.	3 1
									207 A	Toledo	3 1
									222 A	Kent St.	3 1
									222 H	Kent St.	3 2
									284 H	Akron	3 0
									301 H	Southeastern La.	3 0
<hr/>											
LAST 10 GAMES											
			222 H	Kent St.	3 2	115 A	Ball St.	1 3			
			144 H	Ohio	2 3	154 H	Central Mich.	3 0			
			180 A	Western Mich.	3 1	205 H	Eastern Mich.	3 1			
			71 H	Miami (OH)	3 1	284 H	Akron	3 0			
			207 A	Toledo	3 1	166 H	Buffalo	3 1			

Non-Div. I Games:

Bowling Green

Average RPI Win: 243		WON-LOST RECORD	WINNING PCT. RANK		LAST 10 GAMES		STRENGTH OF SCHEDULE		OPP. STRENGTH OF SCHEDULE		TEAM RPI	ADJ RPI	CONF. RPI	ADJ CONF. RPI	
Average RPI Loss: 108															
DIV. I ONLY		19- 8	.7037	64	8- 2		243		212		125	.52666	125	19	19
DIV. I NON-CONF.		10- 5	.66667	85	2- 0		202		184		125	.52785	125	20	20
TOTALS		RPI 1-25		RPI 26-50		W-L RECORDS		RPI 51-100		RPI 101-150		RPI 150+			
19- 8		0- 0		0- 1		OVERALL		1- 3		2- 3		16- 1			
9- 3		0- 0		0- 1		HOME		0- 1		2- 1		7- 0			
7- 4		0- 0		0- 0		AWAY		1- 1		0- 2		6- 1			
3- 1		0- 0		0- 0		NEUTRAL		0- 1		0- 0		3- 0			
10- 5		0- 0		0- 1		NON-CONFERENCE		0- 2		1- 2		9- 0			
4- 3		0- 0		0- 1		HOME		0- 1		1- 1		3- 0			
3- 1		0- 0		0- 0		AWAY		0- 0		0- 1		3- 0			
3- 1		0- 0		0- 0		NEUTRAL		0- 1		0- 0		3- 0			
9- 3		0- 0		0- 0		CONFERENCE		1- 1		1- 1		7- 1			
5- 0		0- 0		0- 0		HOME		0- 0		1- 0		4- 0			
4- 3		0- 0		0- 0		AWAY		1- 1		0- 1		3- 1			
0- 0		0- 0		0- 0		NEUTRAL		0- 0		0- 0		0- 0			
RPI	S	Opponent	Score	RPI	S	Opponent	Score	RPI	S	Opponent	Score	RPI	S	Opponent	Score
				30	H	Miami (FL)	0 3	56	A	Kennesaw St.	0 3	104	H	UCF	1 3
								60	N	Georgia	0 3	111	H	IUPUI	3 0
								80	A	Lipscomb	3 1	120	A	Indiana	2 3
								98	H	Fla. Atlantic	1 3	136	A	Jacksonville	1 3
												136	H	Jacksonville	3 0
												184	N	Wofford	3 0
												201	N	UNLV	3 0
												238	N	Samford	3 0
												256	A	USC Upstate	3 1
												256	H	USC Upstate	3 0
												261	A	Davidson	3 2
												263	A	North Florida	2 3
												263	H	North Florida	3 0
												278	A	FIU	3 0
												278	H	FIU	3 0
												286	A	Bethune-Cookman	3 0
												286	H	Bethune-Cookman	3 0
												297	A	Stetson	3 0
												297	H	Stetson	3 0
												298	H	Ga. Southern	3 0
												307	A	NJIT	3 0
												307	H	NJIT	3 0
				LAST 10 GAMES											
				256	A	USC Upstate	3 1	286	H	Bethune-Cookman	3 0				
				307	A	NJIT	3 0	263	H	North Florida	3 0				
				136	A	Jacksonville	1 3	136	H	Jacksonville	3 0				
				263	A	North Florida	2 3	278	A	FIU	3 0				
				297	H	Stetson	3 0	307	H	NJIT	3 0				

Non-Div. I Games:

FGCU

Average RPI Win: 243		WON-LOST	WINNING	LAST 10	STRENGTH OF		OPP. STRENGTH	TEAM	ADJ	CONF.	ADJ CONF.
Average RPI Loss: 114		RECORD	PCT. RANK	GAMES	SCHEDULE		OF SCHEDULE	RPI	RPI	RPI	RPI
DIV. I ONLY		16-9	.64	92	8-2		181	234	126	.52635	126
DIV. I NON-CONF.		7-6	.53846	145	0-0		186	110	150	.50638	149
TOTALS		RPI 1-25	RPI 26-50		W-L RECORDS		RPI 51-100		RPI 101-150		RPI 150+
16-9	0-0	0-2		OVERALL		0-2		0-2		16-3	
7-0	0-0	0-0		HOME		0-0		0-0		7-0	
5-6	0-0	0-1		AWAY		0-2		0-0		5-3	
4-3	0-0	0-1		NEUTRAL		0-0		0-2		4-0	
7-6	0-0	0-2		NON-CONFERENCE		0-2		0-2		7-0	
2-0	0-0	0-0		HOME		0-0		0-0		2-0	
1-3	0-0	0-1		AWAY		0-2		0-0		1-0	
4-3	0-0	0-1		NEUTRAL		0-0		0-2		4-0	
9-3	0-0	0-0		CONFERENCE		0-0		0-0		9-3	
5-0	0-0	0-0		HOME		0-0		0-0		5-0	
4-3	0-0	0-0		AWAY		0-0		0-0		4-3	
0-0	0-0	0-0		NEUTRAL		0-0		0-0		0-0	
RPI S	Opponent	Score	RPI S	Opponent	Score	RPI S	Opponent	Score	RPI S	Opponent	Score
			35 N	LSU	0 3	52 A	North Carolina	0 3	114 N	Hofstra	2 3
			37 A	NC State	0 3	60 A	Georgia	0 3	120 N	Indiana	1 3
									165 A	Central Conn. St.	3 2
									165 H	Central Conn. St.	3 1
									172 A	Bryant	2 3
									172 H	Bryant	3 1
									196 N	UNC Asheville	3 0
									211 A	Sacred Heart	1 3
									213 H	Columbia	3 2
									227 A	Robert Morris	1 3
									227 H	Robert Morris	3 2
									242 A	George Washington	3 2
									243 N	Fordham	3 1
									252 H	Marist	3 0
									266 A	Saint Francis (PA)	3 0
									266 H	Saint Francis (PA)	3 0
									271 N	Presbyterian	3 1
									273 N	George Mason	3 1
									310 A	St. Francis Brooklyn	3 0
									310 H	St. Francis Brooklyn	3 0
									322 A	Fairleigh Dickinson	3 1
LAST 10 GAMES											
			310 A	St. Francis Brooklyn	3 0		322 A	Fairleigh Dickinson	3 1		
			172 H	Bryant	3 1		211 A	Sacred Heart	1 3		
			165 H	Central Conn. St.	3 1		266 H	Saint Francis (PA)	3 0		
			266 A	Saint Francis (PA)	3 0		227 H	Robert Morris	3 2		
			227 A	Robert Morris	1 3		310 H	St. Francis Brooklyn	3 0		

Non-Div. I Games:

LIU Brooklyn

Average RPI Win:	154	WON-LOST RECORD	WINNING PCT. RANK	LAST 10 GAMES	STRENGTH OF SCHEDULE	OPP. STRENGTH OF SCHEDULE	TEAM RPI	ADJ RPI	CONF. RPI	ADJ CONF. RPI	
DIV. I ONLY		6- 18	.25 293	3- 7	12	39	129	.52603	127	3	3
DIV. I NON-CONF.		3- 10	.23077 276	0- 1	47	59	168	.4977	164	3	3
<hr/>											
TOTALS	RPI 1-25	RPI 26-50		W-L RECORDS	RPI 51-100		RPI 101-150		RPI 150+		
6- 18	0- 9	0- 2		OVERALL	3- 5		1- 2		2- 0		
3- 6	0- 4	0- 0		HOME	2- 2		0- 0		1- 0		
1- 8	0- 3	0- 1		AWAY	1- 2		0- 2		0- 0		
2- 4	0- 2	0- 1		NEUTRAL	0- 1		1- 0		1- 0		
<hr/>											
3- 10	0- 3	0- 2		NON-CONFERENCE	0- 3		1- 2		2- 0		
1- 2	0- 1	0- 0		HOME	0- 1		0- 0		1- 0		
0- 4	0- 0	0- 1		AWAY	0- 1		0- 2		0- 0		
2- 4	0- 2	0- 1		NEUTRAL	0- 1		1- 0		1- 0		
<hr/>											
3- 8	0- 6	0- 0		CONFERENCE	3- 2		0- 0		0- 0		
2- 4	0- 3	0- 0		HOME	2- 1		0- 0		0- 0		
1- 4	0- 3	0- 0		AWAY	1- 1		0- 0		0- 0		
0- 0	0- 0	0- 0		NEUTRAL	0- 0		0- 0		0- 0		
<hr/>											
RPI S	Opponent	Score	RPI S	Opponent	Score	RPI S	Opponent	Score	RPI S	Opponent	Score
6 H	Texas	1 <div>3</div>	43 A	Maryland	0 <div>3</div>	55 A	North Texas	0 <div>3</div>	134 N	Southern Miss.	3 1
8 N	Washington	0 <div>3</div>	50 N	High Point	0 <div>3</div>	60 N	Georgia	0 <div>3</div>	144 A	Ohio	2 <div>3</div>
11 H	Colorado	1 <div>3</div>				64 A	TCU	3 0	145 A	Tulane	1 <div>3</div>
12 A	Kansas	2 <div>3</div>				79 A	West Virginia	1 <div>3</div>	241 H	Northwestern St.	3 0
12 H	Kansas	1 <div>3</div>				79 H	West Virginia	3 2	315 N	Nicholls St.	3 0
13 A	Iowa St.	1 <div>3</div>				91 H	Texas Tech	3 0			
18 N	Southern California	1 <div>3</div>				92 H	Seton Hall	2 <div>3</div>			
20 A	Baylor	1 <div>3</div>				100 H	Kansas St.	2 <div>3</div>			
20 H	Baylor	0 <div>3</div>									
<hr/>											
LAST 10 GAMES											
79 H West Virginia 3 2						79 A West Virginia 1 <div>3</div>					
20 H Baylor 0 <div>3</div>						12 H Kansas 1 <div>3</div>					
12 A Kansas 2 <div>3</div>						91 H Texas Tech 3 0					
6 H Texas 1 <div>3</div>						20 A Baylor 1 <div>3</div>					
64 A TCU 3 0						55 A North Texas 0 <div>3</div>					

Non-Div. I Games:

Oklahoma

Average RPI Win:	211	WON-LOST	WINNING	LAST 10	STRENGTH OF	OPP. STRENGTH	TEAM	ADJ	CONF.	ADJ CONF.	
Average RPI Loss:	110	RECORD	PCT. RANK	GAMES	SCHEDULE	OF SCHEDULE	RPI	RPI	RPI	RPI	
DIV. I ONLY	12- 13	.48	176	5- 5	70	169	131	.52537	128	27	27
DIV. I NON-CONF.	3- 8	.27273	268	0- 0	16	55	117	.53424	114	24	24
<hr/>											
TOTALS	RPI 1-25	RPI 26-50		W-L RECORDS	RPI 51-100		RPI 101-150		RPI 150+		
12- 13	0- 3	0- 0		OVERALL	2- 4		2- 1		8- 5		
6- 1	0- 0	0- 0		HOME	0- 1		2- 0		4- 0		
4- 8	0- 2	0- 0		AWAY	1- 2		0- 1		3- 3		
2- 4	0- 1	0- 0		NEUTRAL	1- 1		0- 0		1- 2		
<hr/>											
3- 8	0- 3	0- 0		NON-CONFERENCE	1- 2		1- 1		1- 2		
1- 0	0- 0	0- 0		HOME	0- 0		1- 0		0- 0		
0- 4	0- 2	0- 0		AWAY	0- 1		0- 1		0- 0		
2- 4	0- 1	0- 0		NEUTRAL	1- 1		0- 0		1- 2		
<hr/>											
9- 5	0- 0	0- 0		CONFERENCE	1- 2		1- 0		7- 3		
5- 1	0- 0	0- 0		HOME	0- 1		1- 0		4- 0		
4- 4	0- 0	0- 0		AWAY	1- 1		0- 0		3- 3		
0- 0	0- 0	0- 0		NEUTRAL	0- 0		0- 0		0- 0		
<hr/>											
RPI S	Opponent	Score	RPI S	Opponent	Score	RPI S	Opponent	Score	RPI S	Opponent	Score
2 N	Minnesota	0 3				59 N	Denver	1 3	133 H	Houston Baptist	3 0
6 A	Texas	0 3				62 A	SMU	0 3	149 A	UTRGV	0 3
15 A	Michigan St.	0 3				63 A	Central Ark.	2 3	149 H	UTRGV	3 1
						66 N	Rice	3 1	151 N	San Diego St.	0 3
						88 A	SFA	3 0	179 N	Marshall	3 0
						88 H	SFA	2 3	185 H	McNeese	3 1
									188 N	Mississippi St.	2 3
									199 A	Sam Houston St.	2 3
									203 A	Abilene Christian	2 3
									241 A	Northwestern St.	0 3
									267 A	Incarnate Word	3 0
									267 H	Incarnate Word	3 0
									268 A	New Orleans	3 2
									301 A	Southeastern La.	3 0
									312 H	Lamar University	3 0
									315 H	Nicholls St.	3 1
<hr/>											
LAST 10 GAMES											
267 H Incarnate Word 3 0						88 H SFA 2 3					
88 A SFA 3 0						312 H Lamar University 3 0					
133 H Houston Baptist 3 0						241 A Northwestern St. 0 3					
199 A Sam Houston St. 2 3						63 A Central Ark. 2 3					
203 A Abilene Christian 2 3						185 H McNeese 3 1					

Non-Div. I Games:

A&M-Corpus Christi

Average RPI Win:		191	WON-LOST RECORD		WINNING PCT. RANK		LAST 10 GAMES		STRENGTH OF SCHEDULE		OPP. STRENGTH OF SCHEDULE		TEAM RPI		ADJ RPI		CONF. RPI		ADJ CONF. RPI				
DIV. I ONLY			14- 11		.56 131		3- 7		144		94		127		.52476 129		6 6						
DIV. I NON-CONF.			9- 3		.75 58		0- 0		139		162		85		.57222 85		6 6						
TOTALS		RPI 1-25		RPI 26-50		W-L RECORDS		RPI 51-100		RPI 101-150		RPI 150+											
14- 11		0- 2		0- 1		OVERALL		3- 4		2- 3		9- 1											
7- 6		0- 0		0- 1		HOME		1- 2		1- 3		5- 0											
3- 5		0- 2		0- 0		AWAY		2- 2		0- 0		1- 1											
4- 0		0- 0		0- 0		NEUTRAL		0- 0		1- 0		3- 0											
9- 3		0- 0		0- 1		NON-CONFERENCE		1- 0		1- 1		7- 1											
4- 2		0- 0		0- 1		HOME		0- 0		0- 1		4- 0											
1- 1		0- 0		0- 0		AWAY		1- 0		0- 0		0- 1											
4- 0		0- 0		0- 0		NEUTRAL		0- 0		1- 0		3- 0											
5- 8		0- 2		0- 0		CONFERENCE		2- 4		1- 2		2- 0											
3- 4		0- 0		0- 0		HOME		1- 2		1- 2		1- 0											
2- 4		0- 2		0- 0		AWAY		1- 2		0- 0		1- 0											
0- 0		0- 0		0- 0		NEUTRAL		0- 0		0- 0		0- 0											
RPI	S	Opponent		Score		RPI	S	Opponent		Score		RPI	S	Opponent		Score		RPI	S	Opponent		Score	
19	A	BYU		0	3	28	H	Oregon St.		1	3	84	A	Wyoming		3	2	103	H	Portland St.		0	3
21	A	San Diego		0	3							89	A	Loyola Marymount		2	3	109	H	Pacific		2	3
												89	H	Loyola Marymount		0	3	138	N	South Dakota		3	0
												94	A	Santa Clara		3	2	142	H	Gonzaga		2	3
												94	H	Santa Clara		0	3	147	H	Saint Mary's (CA)		3	0
												99	A	Pepperdine		0	3	158	A	New Mexico		2	3
												99	H	Pepperdine		3	2	181	N	Northern Colo.		3	1
																		186	H	CSUN		3	1
																		203	N	Abilene Christian		3	0
																		206	H	Alabama St.		3	0
																		228	N	UT Arlington		3	0
																		247	H	Fresno St.		3	1
																		270	H	UTEP		3	0
																		295	A	San Francisco		3	2
																		295	H	San Francisco		3	1
LAST 10 GAMES																							

Non-Div. I Games:

Portland

Average RPI Win: 221		WON-LOST RECORD	WINNING PCT. RANK	LAST 10 GAMES	STRENGTH OF SCHEDULE	OPP. STRENGTH OF SCHEDULE	TEAM RPI	ADJ RPI	CONF. RPI	ADJ CONF. RPI		
Average RPI Loss: 151												
DIV. I ONLY		16- 10	.61538 107	7- 3	155	259	130	.52447 130	21	21		
DIV. I NON-CONF.		7- 5	.58333 127	0- 0	159	270	140	.51548 140	21	21		
<hr/>												
TOTALS		RPI 1-25		RPI 26-50		W-L RECORDS		RPI 51-100		RPI 101-150		RPI 150+
16- 10		0- 0		1- 0		OVERALL		2- 3		1- 1		12- 6
11- 6		0- 0		1- 0		HOME		1- 3		1- 0		8- 3
5- 4		0- 0		0- 0		AWAY		1- 0		0- 1		4- 3
0- 0		0- 0		0- 0		NEUTRAL		0- 0		0- 0		0- 0
7- 5		0- 0		1- 0		NON-CONFERENCE		1- 2		0- 0		5- 3
6- 4		0- 0		1- 0		HOME		1- 2		0- 0		4- 2
1- 1		0- 0		0- 0		AWAY		0- 0		0- 0		1- 1
0- 0		0- 0		0- 0		NEUTRAL		0- 0		0- 0		0- 0
9- 5		0- 0		0- 0		CONFERENCE		1- 1		1- 1		7- 3
5- 2		0- 0		0- 0		HOME		0- 1		1- 0		4- 1
4- 3		0- 0		0- 0		AWAY		1- 0		0- 1		3- 2
0- 0		0- 0		0- 0		NEUTRAL		0- 0		0- 0		0- 0
RPI S	Opponent	Score	RPI S	Opponent	Score	RPI S	Opponent	Score	RPI S	Opponent	Score	
			50 H	High Point	3 2	76 H	Navy	0 3	107 A	Furman	1 3	
						81 H	American	3 2	107 H	Furman	3 1	
						97 A	ETSU	3 1	152 A	Elon	0 3	
						97 H	ETSU	2 3	168 H	Wake Forest	1 3	
						98 H	Fla. Atlantic	0 3	184 A	Wofford	2 3	
									184 H	Wofford	3 2	
									189 H	Charlotte	1 3	
									198 A	Chattanooga	0 3	
									198 H	Chattanooga	3 2	
									225 A	Western Caro.	3 0	
									238 A	Samford	3 2	
									238 H	Samford	2 3	
									264 A	Mercer	3 0	
									264 H	Mercer	3 1	
									271 H	Presbyterian	3 1	
									299 A	N.C. A&T	3 1	
									303 H	UMass Lowell	3 0	
									306 H	The Citadel	3 0	
									319 H	Morgan St.	3 0	
									326 H	Delaware St.	3 0	
			LAST 10 GAMES									
			184 H	Wofford	3 2	97 H	ETSU	2 3				
			107 H	Furman	3 1	306 H	The Citadel	3 0				
			264 A	Mercer	3 0	225 A	Western Caro.	3 0				
			238 A	Samford	3 2	107 A	Furman	1 3				
			198 H	Chattanooga	3 2	184 A	Wofford	2 3				

Non-Div. I Games:

UNCG

Average RPI Win:		217	WON-LOST RECORD		WINNING PCT. RANK		LAST 10 GAMES		STRENGTH OF SCHEDULE		OPP. STRENGTH OF SCHEDULE		TEAM RPI		ADJ RPI		CONF. RPI		ADJ CONF. RPI								
Average RPI Loss:		85																									
DIV. I ONLY			12- 13		.48 176		4- 6		83		115		133		.52407 131		14		14								
DIV. I NON-CONF.			4- 7		.36364 231		0- 0		31		70		109		.54021 105		13		13								
TOTALS		RPI 1-25		RPI 26-50		W-L RECORDS		RPI 51-100		RPI 101-150		RPI 150+															
12- 13		0- 3		0- 2		OVERALL		0- 3		1- 3		11- 2															
6- 4		0- 1		0- 0		HOME		0- 2		1- 1		5- 0															
3- 6		0- 1		0- 1		AWAY		0- 0		0- 2		3- 2															
3- 3		0- 1		0- 1		NEUTRAL		0- 1		0- 0		3- 0															
4- 7		0- 3		0- 2		NON-CONFERENCE		0- 2		0- 0		4- 0															
0- 2		0- 1		0- 0		HOME		0- 1		0- 0		0- 0															
1- 2		0- 1		0- 1		AWAY		0- 0		0- 0		1- 0															
3- 3		0- 1		0- 1		NEUTRAL		0- 1		0- 0		3- 0															
8- 6		0- 0		0- 0		CONFERENCE		0- 1		1- 3		7- 2															
6- 2		0- 0		0- 0		HOME		0- 1		1- 1		5- 0															
2- 4		0- 0		0- 0		AWAY		0- 0		0- 2		2- 2															
0- 0		0- 0		0- 0		NEUTRAL		0- 0		0- 0		0- 0															
RPI	S	Opponent		Score		RPI	S	Opponent		Score		RPI	S	Opponent		Score											
16	A	Utah		0	3	34	A	Michigan		1	3	58	N	Butler		0	3	111	A	IUPUI	1	3					
21	N	San Diego		0	3	36	N	Missouri		1	3	85	H	Cleveland St.		2	3	111	H	IUPUI	2	3					
24	H	Cal Poly		0	3							87	H	North Dakota		0	3	132	A	Oakland	2	3					
																		132	H	Oakland	3	1					
																		156	A	Ill.-Chicago	2	3					
																		156	H	Ill.-Chicago	3	1					
																		164	H	Northern Ky.	3	1					
																		183	A	Eastern Ill.	3	0					
																		209	A	Milwaukee	3	0					
																		209	H	Milwaukee	3	0					
																		214	N	New Hampshire	3	1					
																		229	A	Wright St.	2	3					
																		229	H	Wright St.	3	0					
																		259	N	Bradley	3	0					
																		265	N	Memphis	3	1					
																		289	A	Youngstown St.	3	0					
																		289	H	Youngstown St.	3	0					
						LAST 10 GAMES																					
						229 H Wright St.						3	0	289 A Youngstown St.						3	0						
						111 H IUPUI						2	3	164 H Northern Ky.						3	1						
						209 A Milwaukee						3	0	85 H Cleveland St.						2	3						
						156 A Ill.-Chicago						2	3	111 A IUPUI						1	3						
						132 A Oakland						2	3	229 A Wright St.						2	3						

Non-Div. I Games:

Green Bay

Oakland

Oakland

Average RPI Win:	246	WON-LOST RECORD	WINNING PCT. RANK	LAST 10 GAMES	STRENGTH OF SCHEDULE	OPP. STRENGTH OF SCHEDULE	TEAM RPI	ADJ RPI	CONF. RPI	ADJ CONF. RPI			
Average RPI Loss:	124												
DIV. I ONLY	18- 9	.66667	78	6- 4	209	280	132	.52181	133	27	27		
DIV. I NON-CONF.	9- 4	.69231	80	1- 0	193	286	126	.52695	126	24	24		
<hr/>													
TOTALS	RPI 1-25	RPI 26-50		W-L RECORDS	RPI 51-100		RPI 101-150		RPI 150+				
18- 9	0- 0	0- 0		OVERALL	1- 4		2- 3		15- 2				
6- 2	0- 0	0- 0		HOME	1- 1		0- 0		5- 1				
8- 5	0- 0	0- 0		AWAY	0- 3		1- 1		7- 1				
4- 2	0- 0	0- 0		NEUTRAL	0- 0		1- 2		3- 0				
<hr/>													
9- 4	0- 0	0- 0		NON-CONFERENCE	0- 2		2- 2		7- 0				
2- 0	0- 0	0- 0		HOME	0- 0		0- 0		2- 0				
3- 2	0- 0	0- 0		AWAY	0- 2		1- 0		2- 0				
4- 2	0- 0	0- 0		NEUTRAL	0- 0		1- 2		3- 0				
<hr/>													
9- 5	0- 0	0- 0		CONFERENCE	1- 2		0- 1		8- 2				
4- 2	0- 0	0- 0		HOME	1- 1		0- 0		3- 1				
5- 3	0- 0	0- 0		AWAY	0- 1		0- 1		5- 1				
0- 0	0- 0	0- 0		NEUTRAL	0- 0		0- 0		0- 0				
<hr/>													
RPI S	Opponent	Score	RPI S	Opponent	Score	RPI S	Opponent	Score	RPI S	Opponent	Score		
						63 A	Central Ark.	1	3	106 N	UTSA	3	1
						63 H	Central Ark.	0	3	119 N	Arizona St.	1	3
						66 A	Rice	1	3	128 A	A&M-Corpus Christi	0	3
						74 A	Texas St.	0	3	137 N	UC Davis	0	3
						88 H	SFA	3	0	150 A	Louisiana	3	1
										185 A	McNeese	3	0
										199 H	Sam Houston St.	2	3
										203 H	Abilene Christian	3	1
										216 N	Jacksonville St.	3	2
										228 A	UT Arlington	3	2
						241 A	Northwestern St.	3	2				
						241 H	Northwestern St.	3	1				
						267 A	Incarnate Word	2	3				
						268 A	New Orleans	3	0				
						301 A	Southeastern La.	3	0				
						303 N	UMass Lowell	3	1				
						304 H	Texas Southern	3	0				
						312 H	Lamar University	3	0				
						315 A	Nicholls St.	3	0				
						323 A	Prairie View	3	0				
			LAST 10 GAMES			323 H	Prairie View	3	0				
						328 N	Mississippi Val.	3	0				
						241 H	Northwestern St.	3	1				
						203 H	Abilene Christian	3	1				
						199 H	Sam Houston St.	2	3				
						268 A	New Orleans	3	0				
						301 A	Southeastern La.	3	0				

Non-Div. I Games:

Houston Baptist

Average RPI Win:		236	WON-LOST RECORD		WINNING PCT. RANK		LAST 10 GAMES		STRENGTH OF SCHEDULE		OPP. STRENGTH OF SCHEDULE		TEAM RPI		ADJ RPI		CONF. RPI		ADJ CONF. RPI				
Average RPI Loss:		74																					
DIV. I ONLY			17- 11		.60714 112		6- 4		188		163		134		.52137 134		13		13				
DIV. I NON-CONF.			10- 6		.625 108		1- 0		270		145		165		.49638 166		15		15				
TOTALS		RPI 1-25		RPI 26-50		W-L RECORDS		RPI 51-100		RPI 101-150		RPI 150+											
17- 11		0- 1		0- 3		OVERALL		2- 3		1- 4		14- 0											
8- 3		0- 0		0- 1		HOME		1- 1		1- 1		6- 0											
6- 6		0- 1		0- 1		AWAY		0- 2		0- 2		6- 0											
3- 2		0- 0		0- 1		NEUTRAL		1- 0		0- 1		2- 0											
10- 6		0- 1		0- 2		NON-CONFERENCE		1- 0		1- 3		8- 0											
5- 1		0- 0		0- 1		HOME		0- 0		1- 0		4- 0											
2- 3		0- 1		0- 0		AWAY		0- 0		0- 2		2- 0											
3- 2		0- 0		0- 1		NEUTRAL		1- 0		0- 1		2- 0											
7- 5		0- 0		0- 1		CONFERENCE		1- 3		0- 1		6- 0											
3- 2		0- 0		0- 0		HOME		1- 1		0- 1		2- 0											
4- 3		0- 0		0- 1		AWAY		0- 2		0- 0		4- 0											
0- 0		0- 0		0- 0		NEUTRAL		0- 0		0- 0		0- 0											
RPI	S	Opponent		Score		RPI	S	Opponent		Score		RPI	S	Opponent		Score		RPI	S	Opponent		Score	
10	A	Wisconsin		0	3	30	H	Miami (FL)		2	3	54	N	Alabama		3	0	106	H	UTSA		1	3
						32	A	Western Ky.		0	3	55	A	North Texas		2	3	117	A	South Ala.		2	3
						33	N	Marquette		0	3	55	H	North Texas		3	2	127	N	Oklahoma		1	3
												66	A	Rice		1	3	145	A	Tulane		1	3
												98	H	Fla. Atlantic		2	3	150	H	Louisiana		3	0
																		179	A	Marshall		3	1
																		185	N	McNeese		3	1
																		189	A	Charlotte		3	0
																		245	A	UAB		3	0
																		249	H	Little Rock		3	2
																		270	H	UTEP		3	0
																		272	H	Middle Tenn.		3	0
																		281	A	Louisiana Tech		3	0
																		301	A	Southeastern La.		3	0
																		308	H	La.-Monroe		3	0
																		315	H	Nicholls St.		3	0
																		315	N	Nicholls St.		3	0
																		325	A	Jackson St.		3	0
																		325	H	Jackson St.		3	0
						LAST 10 GAMES																	
						66	A	Rice		1	3	272	H	Middle Tenn.		3	0						
						245	A	UAB		3	0	281	A	Louisiana Tech		3	0						
						55	A	North Texas		2	3	270	H	UTEP		3	0						
						189	A	Charlotte		3	0	32	A	Western Ky.		0	3						
						98	H	Fla. Atlantic		2	3	325	A	Jackson St.		3	0						

Non-Div. I Games:

Southern Miss.

Average RPI Win:		172	WON-LOST RECORD		WINNING PCT. RANK	LAST 10 GAMES	STRENGTH OF SCHEDULE		OPP. STRENGTH OF SCHEDULE	TEAM RPI	ADJ RPI	CONF. RPI	ADJ CONF. RPI
Average RPI Loss:		73	10- 16		.38462 229	5- 5	57		66	141	.52076 135	8	8
DIV. I ONLY			2- 10		.16667 297	0- 0	37		39	185	.4899 179	9	9
DIV. I NON-CONF.													
TOTALS		RPI 1-25	RPI 26-50		W-L RECORDS		RPI 51-100		RPI 101-150		RPI 150+		
10- 16		0- 3	0- 2		OVERALL		0- 8		4- 1		6- 2		
3- 3		0- 0	0- 0		HOME		0- 1		2- 1		1- 1		
6- 6		0- 2	0- 1		AWAY		0- 3		2- 0		4- 0		
1- 7		0- 1	0- 1		NEUTRAL		0- 4		0- 0		1- 1		
2- 10		0- 2	0- 2		NON-CONFERENCE		0- 5		0- 0		2- 1		
0- 0		0- 0	0- 0		HOME		0- 0		0- 0		0- 0		
1- 3		0- 1	0- 1		AWAY		0- 1		0- 0		1- 0		
1- 7		0- 1	0- 1		NEUTRAL		0- 4		0- 0		1- 1		
8- 6		0- 1	0- 0		CONFERENCE		0- 3		4- 1		4- 1		
3- 3		0- 0	0- 0		HOME		0- 1		2- 1		1- 1		
5- 3		0- 1	0- 0		AWAY		0- 2		2- 0		3- 0		
0- 0		0- 0	0- 0		NEUTRAL		0- 0		0- 0		0- 0		
RPI S	Opponent	Score	RPI S	Opponent	Score	RPI S	Opponent	Score	RPI S	Opponent	Score		
4 A	Kentucky	0 3	34 A	Michigan	0 3	53 N	Dayton	0 3	104 A	UCF	3 0		
16 N	Utah	0 3	37 N	NC State	0 3	62 A	SMU	1 3	104 H	UCF	0 3		
17 A	Wichita St.	0 3				62 H	SMU	2 3	140 A	Tulsa	3 0		
						74 N	Texas St.	2 3	140 H	Tulsa	3 1		
						78 A	Temple	1 3	145 H	Tulane	3 1		
						92 N	Seton Hall	1 3	161 A	Xavier	3 2		
						93 N	Arkansas St.	1 3	169 A	South Fla.	3 0		
						96 A	Illinois St.	2 3	169 H	South Fla.	2 3		
									180 N	Western Mich.	1 3		
									190 A	UConn	3 1		
									200 H	Houston	3 1		
									209 N	Milwaukee	3 0		
									265 A	Memphis	3 0		
			LAST 10 GAMES										
			169 H	South Fla.	2 3	17 A	Wichita St.	0 3					
			104 H	UCF	0 3	145 H	Tulane	3 1					
			140 A	Tulsa	3 0	200 H	Houston	3 1					
			62 A	SMU	1 3	78 A	Temple	1 3					
			265 A	Memphis	3 0	190 A	UConn	3 1					

Non-Div. I Games:

Cincinnati

Average RPI Win:		232	WON-LOST RECORD		WINNING PCT. RANK		LAST 10 GAMES		STRENGTH OF SCHEDULE		OPP. STRENGTH OF SCHEDULE		TEAM RPI		ADJ RPI		CONF. RPI		ADJ CONF. RPI	
DIV. I ONLY			16- 9		.64 92		8- 2		213		200		135		.52074 136		19		19	
DIV. I NON-CONF.			6- 7		.46154 183		1- 0		246		204		225		.45824 224		20		20	
TOTALS		RPI 1-25		RPI 26-50		W-L RECORDS		RPI 51-100		RPI 101-150		RPI 150+								
16- 9		0- 1		0- 0		OVERALL		3- 3		1- 1		12- 4								
7- 2		0- 0		0- 0		HOME		2- 1		1- 0		4- 1								
5- 5		0- 0		0- 0		AWAY		1- 2		0- 1		4- 2								
4- 2		0- 1		0- 0		NEUTRAL		0- 0		0- 0		4- 1								
6- 7		0- 1		0- 0		NON-CONFERENCE		0- 2		0- 0		6- 4								
2- 2		0- 0		0- 0		HOME		0- 1		0- 0		2- 1								
0- 3		0- 0		0- 0		AWAY		0- 1		0- 0		0- 2								
4- 2		0- 1		0- 0		NEUTRAL		0- 0		0- 0		4- 1								
10- 2		0- 0		0- 0		CONFERENCE		3- 1		1- 1		6- 0								
5- 0		0- 0		0- 0		HOME		2- 0		1- 0		2- 0								
5- 2		0- 0		0- 0		AWAY		1- 1		0- 1		4- 0								
0- 0		0- 0		0- 0		NEUTRAL		0- 0		0- 0		0- 0								
RPI	S	Opponent		Score		RPI	S	Opponent		Score		RPI	S	Opponent		Score				
25	N	Purdue		0 3								125	A	FGCU		0 3				
								56 A Kennesaw St.		0 3		125	H	FGCU		3 1				
								57 H Austin Peay		1 3		169	H	South Fla.		0 3				
								80 A Lipscomb		3 1		205	N	Eastern Mich.		0 3				
								80 H Lipscomb		3 1		206	A	Alabama St.		2 3				
								84 A Wyoming		1 3		225	N	Western Caro.		3 1				
												255	A	Clemson		2 3				
												256	A	USC Upstate		3 2				
												263	A	North Florida		3 1				
												263	H	North Florida		3 0				
												271	H	Presbyterian		3 1				
												286	H	Bethune-Cookman		3 2				
												286	N	Bethune-Cookman		3 1				
												297	A	Stetson		3 1				
												297	H	Stetson		3 1				
												301	N	Southeastern La.		3 1				
												307	A	NJIT		3 0				
												312	N	Lamar University		3 1				
						LAST 10 GAMES														
						56	A	Kennesaw St.		0 3		297	A	Stetson		3 1				
						80	A	Lipscomb		3 1		125	A	FGCU		0 3				
						125	H	FGCU		3 1		80	H	Lipscomb		3 1				
						297	H	Stetson		3 1		56	H	Kennesaw St.		3 1				
						263	H	North Florida		3 0		286	H	Bethune-Cookman		3 2				

Non-Div. I Games:

Jacksonville

Average RPI Win: 217		WON-LOST RECORD		WINNING PCT. RANK		LAST 10 GAMES		STRENGTH OF SCHEDULE		OPP. STRENGTH OF SCHEDULE		TEAM RPI		ADJ RPI		CONF. RPI		ADJ CONF. RPI	
DIV. I ONLY		15- 11		.57692 124		7- 3		163		145		136		.52073 137		9		9	
DIV. I NON-CONF.		8- 5		.61538 111		0- 0		132		195		107		.53898 109		8		8	
TOTALS		RPI 1-25		RPI 26-50		W-L RECORDS		RPI 51-100		RPI 101-150		RPI 150+							
15- 11		0- 1		0- 1		OVERALL		0- 5		2- 1		13- 3							
4- 7		0- 1		0- 0		HOME		0- 3		1- 1		3- 2							
6- 3		0- 0		0- 1		AWAY		0- 2		0- 0		6- 0							
5- 1		0- 0		0- 0		NEUTRAL		0- 0		1- 0		4- 1							
8- 5		0- 0		0- 0		NON-CONFERENCE		0- 3		2- 1		6- 1							
1- 3		0- 0		0- 0		HOME		0- 2		1- 1		0- 0							
2- 1		0- 0		0- 0		AWAY		0- 1		0- 0		2- 0							
5- 1		0- 0		0- 0		NEUTRAL		0- 0		1- 0		4- 1							
7- 6		0- 1		0- 1		CONFERENCE		0- 2		0- 0		7- 2							
3- 4		0- 1		0- 0		HOME		0- 1		0- 0		3- 2							
4- 2		0- 0		0- 1		AWAY		0- 1		0- 0		4- 0							
0- 0		0- 0		0- 0		NEUTRAL		0- 0		0- 0		0- 0							
RPI S	Opponent	Score		RPI S	Opponent	Score		RPI S	Opponent	Score		RPI S	Opponent	Score					
24 H	Cal Poly	0 3		49 A	Hawaii	0 3		59 A	Denver	0 3		101 H	Boise St.	3 2					
								68 A	UC Irvine	1 3		103 H	Portland St.	1 3					
								68 H	UC Irvine	2 3		133 N	Houston Baptist	3 0					
								86 H	Sacramento St.	2 3		183 N	Eastern Ill.	0 3					
								94 H	Santa Clara	0 3		186 A	CSUN	3 0					
												186 H	CSUN	2 3					
												191 A	UC Riverside	3 1					
												191 H	UC Riverside	3 2					
												192 H	UC Santa Barbara	1 3					
												201 A	UNLV	3 1					
												204 N	Niagara	3 0					
												217 A	Long Beach St.	3 1					
												217 H	Long Beach St.	3 1					
												228 A	UT Arlington	3 1					
												253 N	Eastern Wash.	3 1					
												254 N	Binghamton	3 0					
												283 A	Cal St. Fullerton	3 2					
												283 H	Cal St. Fullerton	3 0					
												312 N	Lamar University	3 0					
				LAST 10 GAMES															
				191 H UC Riverside				3 2				192 H UC Santa Barbara				1 3			
				283 H Cal St. Fullerton				3 0				283 A Cal St. Fullerton				3 2			
				186 A CSUN				3 0				191 A UC Riverside				3 1			
				217 A Long Beach St.				3 1				217 H Long Beach St.				3 1			
				68 A UC Irvine				1 3				186 H CSUN				2 3			

Non-Div. I Games:

UC Davis

Average RPI Win:		234	WON-LOST RECORD		WINNING PCT. RANK		LAST 10 GAMES		STRENGTH OF SCHEDULE		OPP. STRENGTH OF SCHEDULE		TEAM RPI		ADJ RPI		CONF. RPI		ADJ CONF. RPI	
DIV. I ONLY		15- 9		.625	104	8- 2		210		174		137		.52014	138	22		22		
DIV. I NON-CONF.		6- 6		.5	158	0- 0		178		121		162		.49963	162	19		19		
TOTALS		RPI 1-25		RPI 26-50		W-L RECORDS		RPI 51-100		RPI 101-150		RPI 150+								
15- 9		0- 1		0- 2		OVERALL		0- 2		1- 2		14- 2								
5- 1		0- 0		0- 0		HOME		0- 0		1- 0		4- 1								
5- 5		0- 0		0- 1		AWAY		0- 2		0- 1		5- 1								
5- 3		0- 1		0- 1		NEUTRAL		0- 0		0- 1		5- 0								
6- 6		0- 1		0- 2		NON-CONFERENCE		0- 1		0- 1		6- 1								
0- 0		0- 0		0- 0		HOME		0- 0		0- 0		0- 0								
1- 3		0- 0		0- 1		AWAY		0- 1		0- 0		1- 1								
5- 3		0- 1		0- 1		NEUTRAL		0- 0		0- 1		5- 0								
9- 3		0- 0		0- 0		CONFERENCE		0- 1		1- 1		8- 1								
5- 1		0- 0		0- 0		HOME		0- 0		1- 0		4- 1								
4- 2		0- 0		0- 0		AWAY		0- 1		0- 1		4- 0								
0- 0		0- 0		0- 0		NEUTRAL		0- 0		0- 0		0- 0								
RPI	S	Opponent		Score		RPI	S	Opponent		Score		RPI	S	Opponent		Score				
16	N	Utah		0	3	46	N	UNI		1	3	59	A	Denver		0	3			
						49	A	Hawaii		0	3	84	A	Wyoming		0	3			
														112 A Oral Roberts		1	3			
														112 H Oral Roberts		3	1			
														129 N Portland		0	3			
														159 A North Dakota St.		3	0			
														159 H North Dakota St.		1	3			
														181 A Northern Colo.		2	3			
														202 N Air Force		3	2			
														203 N Abilene Christian		3	0			
														221 N Rutgers		3	1			
														222 A Fort Wayne		3	0			
														222 H Fort Wayne		3	0			
														225 N Western Caro.		3	0			
														235 A Omaha		3	1			
														235 H Omaha		3	2			
														257 A UMKC		3	2			
														294 A Western Ill.		3	0			
														294 H Western Ill.		3	2			
														313 H South Dakota St.		3	0			
														320 N Ark.-Pine Bluff		3	0			
LAST 10 GAMES																				
112 A Oral Roberts						1	3	59 A Denver						0	3					
235 H Omaha						3	2	313 H South Dakota St.						3	0					
222 H Fort Wayne						3	0	235 A Omaha						3	1					
159 A North Dakota St.						3	0	112 H Oral Roberts						3	1					
294 A Western Ill.						3	0	222 A Fort Wayne						3	0					

Average RPI Win:		202	WON-LOST		WINNING		LAST 10		STRENGTH OF		OPP. STRENGTH		TEAM		ADJ		CONF.		ADJ CONF.	
Average RPI Loss:		129	RECORD		PCT. RANK		GAMES		SCHEDULE		OF SCHEDULE		RPI		RPI		RPI		RPI	
DIV. I ONLY			16- 9		.64		92		5- 5		238		118		138		.51999		139	
DIV. I NON-CONF.			8- 3		.72727		69		0- 0		211		132		103		.54502		103	
TOTALS		RPI 1-25		RPI 26-50		W-L RECORDS		RPI 51-100		RPI 101-150		RPI 150+								
16- 9		0- 1		0- 1		OVERALL		2- 1		1- 1		13- 5								
6- 3		0- 0		0- 0		HOME		2- 0		0- 1		4- 2								
7- 5		0- 0		0- 1		AWAY		0- 1		1- 0		6- 3								
3- 1		0- 1		0- 0		NEUTRAL		0- 0		0- 0		3- 0								
8- 3		0- 1		0- 0		NON-CONFERENCE		2- 0		1- 1		5- 1								
2- 1		0- 0		0- 0		HOME		2- 0		0- 1		0- 0								
3- 1		0- 0		0- 0		AWAY		0- 0		1- 0		2- 1								
3- 1		0- 1		0- 0		NEUTRAL		0- 0		0- 0		3- 0								
8- 6		0- 0		0- 1		CONFERENCE		0- 1		0- 0		8- 4								
4- 2		0- 0		0- 0		HOME		0- 0		0- 0		4- 2								
4- 4		0- 0		0- 1		AWAY		0- 1		0- 0		4- 2								
0- 0		0- 0		0- 0		NEUTRAL		0- 0		0- 0		0- 0								
RPI	S	Opponent		Score		RPI	S	Opponent		Score		RPI	S	Opponent		Score				
12	N	Kansas		1	3	29	A	Colorado St.		0	3	84	A	Wyoming		0	3			
												94	H	Santa Clara		3	1			
												99	H	Pepperdine		3	2			
														110 A Drake		3	2			
														123 H Idaho		0	3			
														151 A San Diego St.		3	2			
														151 H San Diego St.		0	3			
														158 A New Mexico		0	3			
														158 H New Mexico		3	2			
														191 A UC Riverside		1	3			
														201 A UNLV		3	1			
														201 H UNLV		2	3			
														202 A Air Force		3	2			
														202 H Air Force		3	1			
														208 A Nevada		1	3			
														208 H Nevada		3	0			
														235 N Omaha		3	1			
														244 N Howard		3	0			
														247 A Fresno St.		3	1			
														247 H Fresno St.		3	0			
														251 N Montana		3	0			
														283 A Cal St. Fullerton		3	0			
														295 A San Francisco		3	1			
LAST 10 GAMES																				
201 A UNLV						3	1	208 H Nevada						3	0					
158 A New Mexico						0	3	84 A Wyoming						0	3					
151 H San Diego St.						0	3	29 A Colorado St.						0	3					
247 H Fresno St.						3	0	158 H New Mexico						3	2					
202 H Air Force						3	1	201 H UNLV						2	3					

Non-Div. I Games:

San Jose St.

Average RPI Win: 194		WON-LOST RECORD		WINNING PCT. RANK		LAST 10 GAMES		STRENGTH OF SCHEDULE		OPP. STRENGTH OF SCHEDULE		TEAM RPI		ADJ RPI		CONF. RPI		ADJ CONF. RPI	
Average RPI Loss: 114																			
DIV. I ONLY		13- 13		.5 158		6- 4		101		139		139		.51953 140		8		8	
DIV. I NON-CONF.		6- 6		.5 158		0- 0		77		199		115		.5324 116		9		9	
TOTALS		RPI 1-25		RPI 26-50		W-L RECORDS		RPI 51-100		RPI 101-150		RPI 150+							
13- 13		0- 1		0- 0		OVERALL		1- 5		3- 4		9- 3							
3- 3		0- 0		0- 0		HOME		0- 0		1- 2		2- 1							
6- 6		0- 1		0- 0		AWAY		1- 3		2- 1		3- 1							
4- 4		0- 0		0- 0		NEUTRAL		0- 2		0- 1		4- 1							
6- 6		0- 0		0- 0		NON-CONFERENCE		1- 4		1- 1		4- 1							
0- 0		0- 0		0- 0		HOME		0- 0		0- 0		0- 0							
2- 2		0- 0		0- 0		AWAY		1- 2		1- 0		0- 0							
4- 4		0- 0		0- 0		NEUTRAL		0- 2		0- 1		4- 1							
7- 7		0- 1		0- 0		CONFERENCE		0- 1		2- 3		5- 2							
3- 3		0- 0		0- 0		HOME		0- 0		1- 2		2- 1							
4- 4		0- 1		0- 0		AWAY		0- 1		1- 1		3- 1							
0- 0		0- 0		0- 0		NEUTRAL		0- 0		0- 0		0- 0							
RPI S	Opponent	Score		RPI S	Opponent	Score		RPI S	Opponent	Score		RPI S	Opponent	Score					
17 A	Wichita St.	0 3						55 A	North Texas	1 3		102 N	Colgate	0 3					
								63 N	Central Ark.	2 3		104 H	UCF	3 2					
								78 A	Temple	1 3		112 A	Oral Roberts	3 2					
								83 A	SIUE	3 0		135 A	Cincinnati	1 3					
								84 N	Wyoming	0 3		135 H	Cincinnati	0 3					
								88 A	SFA	2 3		145 A	Tulane	3 2					
												145 H	Tulane	1 3					
												157 A	East Carolina	1 3					
												157 H	East Carolina	3 0					
												169 H	South Fla.	2 3					
												190 A	UConn	3 0					
												200 A	Houston	3 1					
												200 H	Houston	3 1					
												229 N	Wright St.	3 1					
												251 N	Montana	2 3					
												257 N	UMKC	3 1					
												265 A	Memphis	3 1					
												270 N	UTEP	3 0					
												304 N	Texas Southern	3 0					
				LAST 10 GAMES															
				200 A	Houston	3 1		78 A	Temple	1 3									
				145 A	Tulane	3 2		17 A	Wichita St.	0 3									
				135 H	Cincinnati	0 3		265 A	Memphis	3 1									
				157 H	East Carolina	3 0		169 H	South Fla.	2 3									
				190 A	UConn	3 0		104 H	UCF	3 2									

Non-Div. I Games:

Tulsa

Average RPI Win: 242		WON-LOST RECORD		WINNING PCT. RANK		LAST 10 GAMES		STRENGTH OF SCHEDULE		OPP. STRENGTH OF SCHEDULE		TEAM RPI		ADJ RPI		CONF. RPI		ADJ CONF. RPI	
DIV. I ONLY		18- 8		.69231 69		7- 3		257		243		140		.51825 141		24		24	
DIV. I NON-CONF.		8- 4		.66667 85		0- 0		314		202		197		.4784 196		26		26	
TOTALS		RPI 1-25		RPI 26-50		W-L RECORDS		RPI 51-100		RPI 101-150		RPI 150+							
18- 8		0- 0		0- 0		OVERALL		1- 3		0- 1		17- 4							
8- 1		0- 0		0- 0		HOME		1- 1		0- 0		7- 0							
5- 5		0- 0		0- 0		AWAY		0- 2		0- 0		5- 3							
5- 2		0- 0		0- 0		NEUTRAL		0- 0		0- 1		5- 1							
8- 4		0- 0		0- 0		NON-CONFERENCE		0- 1		0- 1		8- 2							
1- 0		0- 0		0- 0		HOME		0- 0		0- 0		1- 0							
2- 2		0- 0		0- 0		AWAY		0- 1		0- 0		2- 1							
5- 2		0- 0		0- 0		NEUTRAL		0- 0		0- 1		5- 1							
10- 4		0- 0		0- 0		CONFERENCE		1- 2		0- 0		9- 2							
7- 1		0- 0		0- 0		HOME		1- 1		0- 0		6- 0							
3- 3		0- 0		0- 0		AWAY		0- 1		0- 0		3- 2							
0- 0		0- 0		0- 0		NEUTRAL		0- 0		0- 0		0- 0							
RPI S	Opponent	Score		RPI S	Opponent	Score		RPI S	Opponent	Score		RPI S	Opponent	Score					
								54 A	Alabama	1	3	144 N	Ohio	0	3				
								57 H	Austin Peay	0	3	153 H	Belmont	3	2				
								83 A	SIUE	2	3	156 N	Ill.-Chicago	0	3				
								83 H	SIUE	3	2	183 A	Eastern Ill.	3	1				
												183 H	Eastern Ill.	3	1				
												198 A	Chattanooga	3	1				
												199 N	Sam Houston St.	3	0				
												216 A	Jacksonville St.	1	3				
												236 A	UT Martin	1	3				
												236 H	UT Martin	3	0				
												238 A	Samford	3	1				
												246 H	Southern Ill.	3	2				
												248 H	Tennessee St.	3	0				
												259 A	Bradley	0	3				
												280 A	Southeast Mo. St.	3	1				
												280 H	Southeast Mo. St.	3	2				
												290 N	Troy	3	0				
												296 H	Morehead St.	3	1				
												301 N	Southeastern La.	3	0				
												308 N	La.-Monroe	3	0				
												314 A	Tennessee Tech	3	0				
												317 N	Southern U.	3	0				
						LAST 10 GAMES													
						236 H UT Martin		3	0										
						280 H Southeast Mo. St.		3	2										
						183 A Eastern Ill.		3	1										
						83 A SIUE		2	3										
						248 H Tennessee St.		3	0										
						153 H Belmont		3	2										
						314 A Tennessee Tech		3	0										
						216 A Jacksonville St.		1	3										
						296 H Morehead St.		3	1										
						57 H Austin Peay		0	3										

Average RPI Win:		176	WON-LOST RECORD		WINNING PCT. RANK		LAST 10 GAMES		STRENGTH OF SCHEDULE		OPP. STRENGTH OF SCHEDULE		TEAM RPI		ADJ RPI		CONF. RPI		ADJ CONF. RPI	
DIV. I ONLY			13- 12		.52 151		5- 5		142		87		142		.51689 142		6		6	
DIV. I NON-CONF.			5- 7		.41667 212		0- 0		160		125		187		.48454 187		6		6	
TOTALS		RPI 1-25		RPI 26-50		W-L RECORDS		RPI 51-100		RPI 101-150		RPI 150+								
13- 12		0- 3		0- 0		OVERALL		3- 4		4- 2		6- 3								
7- 2		0- 0		0- 0		HOME		2- 1		3- 1		2- 0								
4- 6		0- 2		0- 0		AWAY		1- 3		1- 0		2- 1								
2- 4		0- 1		0- 0		NEUTRAL		0- 0		0- 1		2- 2								
5- 7		0- 1		0- 0		NON-CONFERENCE		0- 1		1- 2		4- 3								
2- 1		0- 0		0- 0		HOME		0- 0		1- 1		1- 0								
1- 2		0- 0		0- 0		AWAY		0- 1		0- 0		1- 1								
2- 4		0- 1		0- 0		NEUTRAL		0- 0		0- 1		2- 2								
8- 5		0- 2		0- 0		CONFERENCE		3- 3		3- 0		2- 0								
5- 1		0- 0		0- 0		HOME		2- 1		2- 0		1- 0								
3- 4		0- 2		0- 0		AWAY		1- 2		1- 0		1- 0								
0- 0		0- 0		0- 0		NEUTRAL		0- 0		0- 0		0- 0								
RPI	S	Opponent		Score		RPI	S	Opponent		Score		RPI	S	Opponent		Score				
19	A	BYU		0 3								103	H	Portland St.		0 3				
21	A	San Diego		0 3								109	H	Pacific		3 2				
23	N	Illinois		0 3								89	H	Loyola Marymount		3 0				
												89	H	Loyola Marymount		3 0				
												94	A	Santa Clara		3 2				
												94	H	Santa Clara		2 3				
												99	A	Pepperdine		1 3				
												99	H	Pepperdine		3 2				
												103	H	Portland St.		0 3				
												109	H	Pacific		3 2				
												119	H	Arizona St.		3 2				
												123	N	Idaho		0 3				
												129	A	Portland		3 2				
												147	H	Saint Mary's (CA)		3 2				
												151	N	San Diego St.		2 3				
												191	N	UC Riverside		3 0				
												202	N	Air Force		1 3				
												208	H	Nevada		3 0				
												218	A	Montana St.		2 3				
												243	N	Fordham		3 1				
												275	A	Grand Canyon		3 0				
												295	A	San Francisco		3 2				
												295	H	San Francisco		3 0				
LAST 10 GAMES																				
		99 A Pepperdine		1 3				19 A BYU		0 3										
		89 A Loyola Marymount		0 3				21 A San Diego		0 3										
		94 H Santa Clara		2 3				89 H Loyola Marymount		3 0										
		295 H San Francisco		3 0				99 H Pepperdine		3 2										
		129 A Portland		3 2				295 A San Francisco		3 2										

Non-Div. I Games:

Gonzaga

Average RPI Win:	199	WON-LOST	WINNING	LAST 10	STRENGTH OF	OPP. STRENGTH	TEAM	ADJ	CONF.	ADJ CONF.	
Average RPI Loss:	137	RECORD	PCT. RANK	GAMES	SCHEDULE	OF SCHEDULE	RPI	RPI	RPI	RPI	
DIV. I ONLY	10- 11	.47619	183	5- 5	77	218	143	.51657	143	12	12
DIV. I NON-CONF.	4- 5	.44444	203	0- 0	70	250	135	.51797	136	16	16
<hr/>											
TOTALS	RPI 1-25	RPI 26-50		W-L RECORDS		RPI 51-100		RPI 101-150		RPI 150+	
10- 11	0- 0	0- 0		OVERALL		1- 3		2- 3		7- 5	
7- 1	0- 0	0- 0		HOME		1- 0		2- 0		4- 1	
1- 8	0- 0	0- 0		AWAY		0- 3		0- 2		1- 3	
2- 2	0- 0	0- 0		NEUTRAL		0- 0		0- 1		2- 1	
<hr/>											
4- 5	0- 0	0- 0		NON-CONFERENCE		0- 1		1- 2		3- 2	
2- 1	0- 0	0- 0		HOME		0- 0		1- 0		1- 1	
0- 2	0- 0	0- 0		AWAY		0- 1		0- 1		0- 0	
2- 2	0- 0	0- 0		NEUTRAL		0- 0		0- 1		2- 1	
<hr/>											
6- 6	0- 0	0- 0		CONFERENCE		1- 2		1- 1		4- 3	
5- 0	0- 0	0- 0		HOME		1- 0		1- 0		3- 0	
1- 6	0- 0	0- 0		AWAY		0- 2		0- 1		1- 3	
0- 0	0- 0	0- 0		NEUTRAL		0- 0		0- 0		0- 0	
<hr/>											
RPI S	Opponent	Score	RPI S	Opponent	Score	RPI S	Opponent	Score	RPI S	Opponent	Score
						61 A Princeton	0	3	102 A Colgate	0	3
						61 H Princeton	3	1	110 N Drake	0	3
						69 A James Madison	0	3	121 H St. John's (NY)	3	0
						75 A Yale	1	3	148 A Penn	1	3
									148 H Penn	3	1
									160 A Harvard	1	3
									160 H Harvard	3	2
									162 N Stony Brook	1	3
									171 H Valparaiso	1	3
									213 A Columbia	1	3
									213 H Columbia	3	1
									226 N La Salle	3	2
									239 A Dartmouth	1	3
									239 H Dartmouth	3	0
									254 H Binghamton	3	1
			274 A Brown	3	1						
			293 N Hampton	3	1						
<hr/>											
			LAST 10 GAMES								
			61 A Princeton	0	3	148 H Penn	3	1			
			148 A Penn	1	3	61 H Princeton	3	1			
			160 H Harvard	3	2	75 A Yale	1	3			
			239 H Dartmouth	3	0	274 A Brown	3	1			
			213 A Columbia	1	3	239 A Dartmouth	1	3			

Non-Div. I Games:

Cornell

Average RPI Win:		190	WON-LOST RECORD		WINNING PCT. RANK		LAST 10 GAMES		STRENGTH OF SCHEDULE		OPP. STRENGTH OF SCHEDULE		TEAM RPI		ADJ RPI		CONF. RPI		ADJ CONF. RPI				
Average RPI Loss:		115	14- 14		.5 158		6- 4		111		114		144		.51517 144		15		16				
DIV. I ONLY			14- 14		.5 158		6- 4		111		114		144		.51517 144		15		16				
DIV. I NON-CONF.			6- 8		.42857 210		0- 0		90		87		136		.51775 137		11		11				
TOTALS		RPI 1-25		RPI 26-50		W-L RECORDS		RPI 51-100		RPI 101-150		RPI 150+											
14- 14		0- 1		0- 2		OVERALL		1- 4		4- 1		9- 6											
6- 4		0- 0		0- 1		HOME		1- 1		2- 1		3- 1											
5- 7		0- 1		0- 0		AWAY		0- 2		1- 0		4- 4											
3- 3		0- 0		0- 1		NEUTRAL		0- 1		1- 0		2- 1											
6- 8		0- 1		0- 2		NON-CONFERENCE		0- 3		2- 0		4- 2											
2- 2		0- 0		0- 1		HOME		0- 1		1- 0		1- 0											
1- 3		0- 1		0- 0		AWAY		0- 1		0- 0		1- 1											
3- 3		0- 0		0- 1		NEUTRAL		0- 1		1- 0		2- 1											
8- 6		0- 0		0- 0		CONFERENCE		1- 1		2- 1		5- 4											
4- 2		0- 0		0- 0		HOME		1- 0		1- 1		2- 1											
4- 4		0- 0		0- 0		AWAY		0- 1		1- 0		3- 3											
0- 0		0- 0		0- 0		NEUTRAL		0- 0		0- 0		0- 0											
RPI	S	Opponent		Score		RPI	S	Opponent		Score		RPI	S	Opponent		Score							
1	A	Penn St.		0	3	40	N	VCU		0	3	53	A	Dayton		1	3	115	H	Ball St.	3	0	
						50	H	High Point		2	3	60	H	Georgia		0	3	124	A	Bowling Green	3	2	
												71	A	Miami (OH)		0	3	124	H	Bowling Green	1	3	
												71	H	Miami (OH)		3	2	127	H	Oklahoma	3	2	
												75	N	Yale		0	3	141	N	Murray St.	3	0	
																		166	A	Buffalo	1	3	
																		166	H	Buffalo	3	0	
																		168	N	Wake Forest	1	3	
																		179	H	Marshall	3	1	
																		180	A	Western Mich.	1	3	
																		187	A	Northern Ill.	3	1	
																		193	A	Virginia	0	3	
																		205	A	Eastern Mich.	3	2	
																		207	H	Toledo	2	3	
																		222	A	Kent St.	2	3	
																		238	A	Samford	3	2	
																		244	N	Howard	3	1	
																		284	A	Akron	3	1	
																		284	H	Akron	3	0	
																		301	N	Southeastern La.	3	0	
						LAST 10 GAMES																	
						71	A	Miami (OH)		0	3	187	A	Northern Ill.		3	1						
						124	A	Bowling Green		3	2	115	H	Ball St.		3	0						
						166	H	Buffalo		3	0	207	H	Toledo		2	3						
						284	H	Akron		3	0	205	A	Eastern Mich.		3	2						
						180	A	Western Mich.		1	3	222	A	Kent St.		2	3						

Non-Div. I Games:

Ohio

Average RPI Win: 193		WON-LOST RECORD	WINNING PCT. RANK	LAST 10 GAMES	STRENGTH OF SCHEDULE	OPP. STRENGTH OF SCHEDULE	TEAM RPI	ADJ RPI	CONF. RPI	ADJ CONF. RPI					
Average RPI Loss: 121															
DIV. I ONLY		13- 14	.48148 171	1- 9	100	173	145	.51307 145	8	8					
DIV. I NON-CONF.		11- 2	.84615 26	0- 0	114	262	51	.59677 53	9	9					
<hr/>															
TOTALS		RPI 1-25		RPI 26-50		W-L RECORDS		RPI 51-100		RPI 101-150		RPI 150+			
13- 14		0- 1		0- 0		OVERALL		0- 5		6- 4		7- 4			
8- 8		0- 1		0- 0		HOME		0- 2		4- 2		4- 3			
4- 5		0- 0		0- 0		AWAY		0- 2		2- 2		2- 1			
1- 1		0- 0		0- 0		NEUTRAL		0- 1		0- 0		1- 0			
11- 2		0- 0		0- 0		NON-CONFERENCE		0- 1		5- 1		6- 0			
8- 0		0- 0		0- 0		HOME		0- 0		4- 0		4- 0			
2- 1		0- 0		0- 0		AWAY		0- 0		1- 1		1- 0			
1- 1		0- 0		0- 0		NEUTRAL		0- 1		0- 0		1- 0			
2- 12		0- 1		0- 0		CONFERENCE		0- 4		1- 3		1- 4			
0- 8		0- 1		0- 0		HOME		0- 2		0- 2		0- 3			
2- 4		0- 0		0- 0		AWAY		0- 2		1- 1		1- 1			
0- 0		0- 0		0- 0		NEUTRAL		0- 0		0- 0		0- 0			
RPI S	Opponent	Score		RPI S	Opponent	Score		RPI S	Opponent	Score		RPI S	Opponent	Score	
17	H Wichita St.	0 3				62	A SMU	1 3	104	H UCF	1 3			1	3
						62	H SMU	0 3	117	H South Ala.	3 0			3	0
						78	A Temple	0 3	117	H South Ala.	3 2			3	2
						78	H Temple	1 3	127	H Oklahoma	3 1			3	1
						88	N SFA	1 3	134	H Southern Miss.	3 1			3	1
									135	A Cincinnati	1 3			1	3
									140	A Tulsa	3 1			3	1
									140	H Tulsa	2 3			2	3
									150	A Louisiana	3 0			3	0
									150	A Louisiana	1 3			1	3
									157	A East Carolina	2 3			2	3
									169	H South Fla.	0 3			0	3
									188	A Mississippi St.	3 0			3	0
									190	A UConn	3 2			3	2
									190	H UConn	1 3			1	3
									206	H Alabama St.	3 0			3	0
									241	H Northwestern St.	3 2			3	2
									263	H North Florida	3 0			3	0
									265	H Memphis	2 3			2	3
									315	H Nicholls St.	3 0			3	0
									324	N Grambling	3 0			3	0
LAST 10 GAMES															
	62	H	SMU	0	3		169	H	South Fla.	0	3				
	140	H	Tulsa	2	3		265	H	Memphis	2	3				
	78	A	Temple	0	3		135	A	Cincinnati	1	3				
	190	A	UConn	3	2		157	A	East Carolina	2	3				
	104	H	UCF	1	3		17	H	Wichita St.	0	3				

Non-Div. I Games:

Tulane

Average RPI Win:		240	WON-LOST RECORD		WINNING PCT. RANK		LAST 10 GAMES		STRENGTH OF SCHEDULE		OPP. STRENGTH OF SCHEDULE		TEAM RPI	ADJ RPI		CONF. RPI	ADJ CONF. RPI
Average RPI Loss:		87															
DIV. I ONLY			11- 14		.44 197		7- 3		74		144		146	.51296 146		17	17
DIV. I NON-CONF.			3- 10		.23077 276		0- 0		59		111		193	.48195 193		18	18
TOTALS		RPI 1-25		RPI 26-50		W-L RECORDS		RPI 51-100		RPI 101-150		RPI 150+					
11- 14		0- 1		0- 4		OVERALL		0- 6		0- 1		11- 2					
8- 5		0- 0		0- 0		HOME		0- 4		0- 0		8- 1					
3- 5		0- 1		0- 2		AWAY		0- 1		0- 0		3- 1					
0- 4		0- 0		0- 2		NEUTRAL		0- 1		0- 1		0- 0					
3- 10		0- 1		0- 3		NON-CONFERENCE		0- 4		0- 1		3- 1					
2- 4		0- 0		0- 0		HOME		0- 3		0- 0		2- 1					
1- 2		0- 1		0- 1		AWAY		0- 0		0- 0		1- 0					
0- 4		0- 0		0- 2		NEUTRAL		0- 1		0- 1		0- 0					
8- 4		0- 0		0- 1		CONFERENCE		0- 2		0- 0		8- 1					
6- 1		0- 0		0- 0		HOME		0- 1		0- 0		6- 0					
2- 3		0- 0		0- 1		AWAY		0- 1		0- 0		2- 1					
0- 0		0- 0		0- 0		NEUTRAL		0- 0		0- 0		0- 0					
RPI	S	Opponent		Score		RPI	S	Opponent		Score		RPI	S	Opponent		Score	
19	A	BYU		0 3		27	N	Pittsburgh		0 3		53	A	Dayton		1 3	
						31	N	Ohio St.		1 3		53	H	Dayton		0 3	
						32	A	Western Ky.		0 3		56	H	Kennesaw St.		0 3	
						40	A	VCU		0 3		68	H	UC Irvine		1 3	
												96	H	Illinois St.		0 3	
												97	N	ETSU		2 3	

Non-Div. I Games:

Saint Louis

Average RPI Win:		209	WON-LOST RECORD		WINNING PCT. RANK		LAST 10 GAMES		STRENGTH OF SCHEDULE		OPP. STRENGTH OF SCHEDULE		TEAM RPI		ADJ RPI		CONF. RPI		ADJ CONF. RPI					
DIV. I ONLY			7- 17		.29167		273		2- 8		41		56		150		.51181		147		6		6	
DIV. I NON-CONF.			4- 6		.4		223		0- 0		20		31		90		.56625		88		6		6	
TOTALS		RPI 1-25		RPI 26-50				W-L RECORDS				RPI 51-100				RPI 101-150				RPI 150+				
7- 17		0- 8		0- 1				OVERALL				1- 5				1- 3				5- 0				
4- 5		0- 3		0- 0				HOME				1- 1				0- 1				3- 0				
1- 10		0- 4		0- 0				AWAY				0- 4				0- 2				1- 0				
2- 2		0- 1		0- 1				NEUTRAL				0- 0				1- 0				1- 0				
4- 6		0- 4		0- 1				NON-CONFERENCE				0- 1				1- 0				3- 0				
2- 1		0- 1		0- 0				HOME				0- 0				0- 0				2- 0				
0- 3		0- 2		0- 0				AWAY				0- 1				0- 0				0- 0				
2- 2		0- 1		0- 1				NEUTRAL				0- 0				1- 0				1- 0				
3- 11		0- 4		0- 0				CONFERENCE				1- 4				0- 3				2- 0				
2- 4		0- 2		0- 0				HOME				1- 1				0- 1				1- 0				
1- 7		0- 2		0- 0				AWAY				0- 3				0- 2				1- 0				
0- 0		0- 0		0- 0				NEUTRAL				0- 0				0- 0				0- 0				
RPI	S	Opponent		Score		RPI	S	Opponent		Score		RPI	S	Opponent		Score		RPI	S	Opponent		Score		
5	A	Nebraska		0	3	27	N	Pittsburgh		2	3	89	A	Loyola Marymount		2	3	109	H	Pacific		1	3	
7	H	Stanford		0	3							89	H	Loyola Marymount		3	1	112	N	Oral Roberts		3	1	
8	A	Washington		0	3							90	A	California		1	3	129	A	Portland		0	3	
14	N	Creighton		0	3							94	A	Santa Clara		2	3	142	A	Gonzaga		2	3	
19	A	BYU		1	3							99	A	Pepperdine		1	3	186	H	CSUN		3	0	
19	H	BYU		2	3							99	H	Pepperdine		0	3	237	N	UMBC		3	0	
21	A	San Diego		0	3													247	H	Fresno St.		3	0	
21	H	San Diego		0	3													295	A	San Francisco		3	0	
																		295	H	San Francisco		3	0	
LAST 10 GAMES																								
19	A	BYU		1	3	295	A	San Francisco		3	0													
21	A	San Diego		0	3	109	H	Pacific		1	3													
89	H	Loyola Marymount		3	1	21	H	San Diego		0	3													
99	H	Pepperdine		0	3	19	H	BYU		2	3													
94	A	Santa Clara		2	3	99	A	Pepperdine		1	3													

Non-Div. I Games:

Saint Mary's (CA)

Average RPI Win: 223		WON-LOST RECORD	WINNING PCT. RANK	LAST 10 GAMES	STRENGTH OF SCHEDULE	OPP. STRENGTH OF SCHEDULE	TEAM RPI	ADJ RPI	CONF. RPI	ADJ CONF. RPI	
Average RPI Loss: 131											
DIV. I ONLY		12- 9	.57143 128	7- 3	186	188	147	.51141 148	12	12	
DIV. I NON-CONF.		5- 4	.55556 137	0- 0	258	237	199	.47559 198	16	16	
<hr/>											
TOTALS		RPI 1-25	RPI 26-50		W-L RECORDS		RPI 51-100		RPI 101-150		RPI 150+
12- 9		0- 0	0- 0		OVERALL		1- 4		1- 1		10- 4
6- 3		0- 0	0- 0		HOME		1- 2		1- 0		4- 1
4- 4		0- 0	0- 0		AWAY		0- 2		0- 1		4- 1
2- 2		0- 0	0- 0		NEUTRAL		0- 0		0- 0		2- 2
5- 4		0- 0	0- 0		NON-CONFERENCE		0- 1		0- 0		5- 3
1- 1		0- 0	0- 0		HOME		0- 1		0- 0		1- 0
2- 1		0- 0	0- 0		AWAY		0- 0		0- 0		2- 1
2- 2		0- 0	0- 0		NEUTRAL		0- 0		0- 0		2- 2
7- 5		0- 0	0- 0		CONFERENCE		1- 3		1- 1		5- 1
5- 2		0- 0	0- 0		HOME		1- 1		1- 0		3- 1
2- 3		0- 0	0- 0		AWAY		0- 2		0- 1		2- 0
0- 0		0- 0	0- 0		NEUTRAL		0- 0		0- 0		0- 0
RPI S	Opponent	Score	RPI S	Opponent	Score	RPI S	Opponent	Score	RPI S	Opponent	Score
						61 A Princeton	0 3	143 A Cornell	1 3		
						61 H Princeton	0 3	143 H Cornell	3 1		
						75 A Yale	1 3	154 N Central Mich.	3 1		
						75 H Yale	3 2	155 N Campbell	2 3		
						76 H Navy	1 3	160 H Harvard	2 3		
								213 A Columbia	3 2		
								213 H Columbia	3 2		
								221 N Rutgers	1 3		
								226 A La Salle	2 3		
								227 A Robert Morris	3 2		
								239 H Dartmouth	3 1		
								272 N Middle Tenn.	3 0		
								273 A George Mason	3 0		
								274 A Brown	3 2		
								274 H Brown	3 0		
								318 H Siena	3 0		
			LAST 10 GAMES								
			213 H Columbia	3 2	143 A Cornell	1 3					
			143 H Cornell	3 1	213 A Columbia	3 2					
			75 H Yale	3 2	239 H Dartmouth	3 1					
			274 H Brown	3 0	160 H Harvard	2 3					
			61 H Princeton	0 3	274 A Brown	3 2					

Non-Div. I Games:

Penn

UTRGV

Average RPI Win: 225		WON-LOST RECORD		WINNING PCT. RANK		LAST 10 GAMES		STRENGTH OF SCHEDULE		OPP. STRENGTH OF SCHEDULE		TEAM RPI		ADJ RPI		CONF. RPI		ADJ CONF. RPI	
Average RPI Loss: 113		15- 10		.6 115		7- 3		228		137		148		.51082 149		26		26	
DIV. I ONLY		6- 7		.46154 183		0- 0		198		58		181		.48941 180		25		25	
DIV. I NON-CONF.																			
TOTALS		RPI 1-25		RPI 26-50		W-L RECORDS		RPI 51-100		RPI 101-150		RPI 150+							
15- 10		0- 2		0- 1		OVERALL		0- 2		3- 2		12- 3							
10- 0		0- 0		0- 0		HOME		0- 0		2- 0		8- 0							
2- 7		0- 2		0- 0		AWAY		0- 1		0- 2		2- 2							
3- 3		0- 0		0- 1		NEUTRAL		0- 1		1- 0		2- 1							
6- 7		0- 2		0- 1		NON-CONFERENCE		0- 2		2- 1		4- 1							
3- 0		0- 0		0- 0		HOME		0- 0		1- 0		2- 0							
0- 4		0- 2		0- 0		AWAY		0- 1		0- 1		0- 0							
3- 3		0- 0		0- 1		NEUTRAL		0- 1		1- 0		2- 1							
9- 3		0- 0		0- 0		CONFERENCE		0- 0		1- 1		8- 2							
7- 0		0- 0		0- 0		HOME		0- 0		1- 0		6- 0							
2- 3		0- 0		0- 0		AWAY		0- 0		0- 1		2- 2							
0- 0		0- 0		0- 0		NEUTRAL		0- 0		0- 0		0- 0							
RPI S	Opponent	Score		RPI S	Opponent	Score		RPI S	Opponent	Score		RPI S	Opponent	Score					
9 A	Oregon	0	3	31 N	Ohio St.	0	3	89 N	Loyola Marymount	1	3	122 A	New Mexico St.	1	3				
19 A	BYU	0	3					91 A	Texas Tech	0	3	122 H	New Mexico St.	3	2				
												128 A	A&M-Corpus Christi	1	3				
												128 H	A&M-Corpus Christi	3	0				
												146 N	Saint Louis	3	1				
												187 N	Northern Ill.	3	0				
												191 N	UC Riverside	1	3				
												194 A	Seattle U	2	3				
												194 H	Seattle U	3	2				
												197 A	Utah Valley	3	1				
												197 H	Utah Valley	3	0				
												224 H	CSU Bakersfield	3	1				
												257 A	UMKC	2	3				
												257 H	UMKC	3	0				
												267 H	Incarnate Word	3	2				
												275 H	Grand Canyon	3	2				
												285 A	Chicago St.	3	2				
												285 H	Chicago St.	3	0				
												304 H	Texas Southern	3	0				
												312 N	Lamar University	3	0				
				LAST 10 GAMES															
				197 H Utah Valley				3 0				224 H CSU Bakersfield				3 1			
				194 H Seattle U				3 2				275 H Grand Canyon				3 2			
				257 A UMKC				2 3				194 A Seattle U				2 3			
				285 A Chicago St.				3 2				197 A Utah Valley				3 1			
				122 A New Mexico St.				1 3				285 H Chicago St.				3 0			

Non-Div. I Games:

UTRGV

Non-Div. I Games:

Louisiana

Average RPI Win: 156		WON-LOST	WINNING	LAST 10	STRENGTH OF		OPP. STRENGTH	TEAM	ADJ	CONF.	ADJ CONF.
Average RPI Loss: 149		RECORD	PCT. RANK	GAMES	SCHEDULE		OF SCHEDULE	RPI	RPI	RPI	RPI
DIV. I ONLY		14- 13	.51852	155	7- 3		168	100	152	.50891	151
DIV. I NON-CONF.		6- 7	.46154	183	0- 0		113	67	132	.51947	133
TOTALS		RPI 1-25	RPI 26-50		W-L RECORDS		RPI 51-100		RPI 101-150		RPI 150+
14- 13	0- 2	0- 0		OVERALL		1- 1		6- 2		7- 8	
8- 4	0- 0	0- 0		HOME		0- 1		3- 1		5- 2	
4- 7	0- 2	0- 0		AWAY		1- 0		1- 1		2- 4	
2- 2	0- 0	0- 0		NEUTRAL		0- 0		2- 0		0- 2	
6- 7	0- 2	0- 0		NON-CONFERENCE		1- 1		4- 0		1- 4	
3- 3	0- 0	0- 0		HOME		0- 1		2- 0		1- 2	
1- 2	0- 2	0- 0		AWAY		1- 0		0- 0		0- 0	
2- 2	0- 0	0- 0		NEUTRAL		0- 0		2- 0		0- 2	
8- 6	0- 0	0- 0		CONFERENCE		0- 0		2- 2		6- 4	
5- 1	0- 0	0- 0		HOME		0- 0		1- 1		4- 0	
3- 5	0- 0	0- 0		AWAY		0- 0		1- 1		2- 4	
0- 0	0- 0	0- 0		NEUTRAL		0- 0		0- 0		0- 0	
RPI S	Opponent	Score		RPI S	Opponent	Score		RPI S	Opponent	Score	
15 A	Michigan St.	0	3					59 A	Denver	3	1
21 A	San Diego	0	3					89 H	Loyola Marymount	0	3
								101 A	Boise St.	0	3
								101 H	Boise St.	3	2
								103 H	Portland St.	3	0
								109 H	Pacific	3	0
								128 N	A&M-Corpus Christi	3	0
								139 A	San Jose St.	3	0
								139 H	San Jose St.	2	3
								142 N	Gonzaga	3	2
								158 A	New Mexico	3	1
								167 A	Utah St.	1	3
								167 H	Utah St.	3	1
								179 N	Marshall	0	3
								186 H	CSUN	0	3
								191 N	UC Riverside	2	3
								195 H	Eastern Ky.	1	3
								201 A	UNLV	1	3
								202 A	Air Force	2	3
								202 H	Air Force	3	1
								208 A	Nevada	3	1
								208 H	Nevada	3	0
								217 H	Long Beach St.	3	2
								247 A	Fresno St.	1	3
								247 H	Fresno St.	3	0
LAST 10 GAMES											
202 A	Air Force	2	3	101 H	Boise St.	3	2				
247 H	Fresno St.	3	0	201 A	UNLV	1	3				
139 A	San Jose St.	3	0	158 A	New Mexico	3	1				
208 A	Nevada	3	1	202 H	Air Force	3	1				
167 H	Utah St.	3	1	247 A	Fresno St.	1	3				

Non-Div. I Games:

San Diego St.

Average RPI Win: 232		WON-LOST	WINNING	LAST 10	STRENGTH OF		OPP. STRENGTH	TEAM	ADJ	CONF.	ADJ CONF.
Average RPI Loss: 111		RECORD	PCT. RANK	GAMES	SCHEDULE		OF SCHEDULE	RPI	RPI	RPI	RPI
DIV. I ONLY		16- 13	.55172	140	3- 7		161	236	154	.50832	152
DIV. I NON-CONF.		11- 4	.73333	67	0- 0		218	285	123	.52882	123
TOTALS		RPI 1-25	RPI 26-50		W-L RECORDS		RPI 51-100		RPI 101-150		RPI 150+
16- 13	0- 0	0- 3		OVERALL		1- 4		3- 3		12- 3	
11- 3	0- 0	0- 1		HOME		1- 2		3- 0		7- 0	
4- 7	0- 0	0- 1		AWAY		0- 2		0- 2		4- 2	
1- 3	0- 0	0- 1		NEUTRAL		0- 0		0- 1		1- 1	
11- 4	0- 0	0- 2		NON-CONFERENCE		1- 0		1- 1		9- 1	
6- 0	0- 0	0- 0		HOME		1- 0		1- 0		4- 0	
4- 1	0- 0	0- 1		AWAY		0- 0		0- 0		4- 0	
1- 3	0- 0	0- 1		NEUTRAL		0- 0		0- 1		1- 1	
5- 9	0- 0	0- 1		CONFERENCE		0- 4		2- 2		3- 2	
5- 3	0- 0	0- 1		HOME		0- 2		2- 0		3- 0	
0- 6	0- 0	0- 0		AWAY		0- 2		0- 2		0- 2	
0- 0	0- 0	0- 0		NEUTRAL		0- 0		0- 0		0- 0	
RPI S	Opponent	Score	RPI S	Opponent	Score	RPI S	Opponent	Score	RPI S	Opponent	Score
			43 N	Maryland	1 3	65 A	Towson	0 3	107 N	Furman	1 3
			47 H	Col. of Charleston	1 3	65 H	Towson	1 3	113 A	Northeastern	2 3
			50 A	High Point	0 3	69 A	James Madison	1 3	113 H	Northeastern	3 0
						69 H	James Madison	0 3	114 A	Hofstra	0 3
						76 H	Navy	3 2	114 H	Hofstra	3 2
									130 H	UNCG	3 0
									153 N	Belmont	0 3
									182 H	UNCW	3 0
									189 A	Charlotte	3 2
									215 A	Liberty	3 1
									260 A	Delaware	1 3
									260 H	Delaware	3 2
									279 A	Gardner-Webb	3 0
									282 A	William & Mary	2 3
									282 H	William & Mary	3 1
									288 N	Southern Utah	3 1
									292 H	Charleston So.	3 0
									299 H	N.C. A&T	3 0
									327 A	N.C. Central	3 0
									327 H	N.C. Central	3 1
									332 H	Norfolk St.	3 0
			LAST 10 GAMES								
			113 H	Northeastern	3 0	65 A	Towson	0 3			
			114 H	Hofstra	3 2	182 H	UNCW	3 0			
			69 A	James Madison	1 3	47 H	Col. of Charleston	1 3			
			282 A	William & Mary	2 3	113 A	Northeastern	2 3			
			260 A	Delaware	1 3	114 A	Hofstra	0 3			

Non-Div. I Games:

Elon

Average RPI Win:		250	WON-LOST RECORD		WINNING PCT. RANK		LAST 10 GAMES		STRENGTH OF SCHEDULE		OPP. STRENGTH OF SCHEDULE		TEAM RPI		ADJ RPI		CONF. RPI		ADJ CONF. RPI	
Average RPI Loss:		109																		
DIV. I ONLY			12- 14		.46154 186		3- 7		93		196		155		.50822 153		24		24	
DIV. I NON-CONF.			5- 7		.41667 212		0- 1		43		96		105		.54018 106		26		26	
TOTALS		RPI 1-25		RPI 26-50		W-L RECORDS		RPI 51-100		RPI 101-150		RPI 150+								
12- 14		0- 4		0- 1		OVERALL		0- 3		0- 1		12- 5								
7- 4		0- 0		0- 1		HOME		0- 1		0- 0		7- 2								
3- 7		0- 1		0- 0		AWAY		0- 2		0- 1		3- 3								
2- 3		0- 3		0- 0		NEUTRAL		0- 0		0- 0		2- 0								
5- 7		0- 4		0- 1		NON-CONFERENCE		0- 1		0- 0		5- 1								
2- 3		0- 0		0- 1		HOME		0- 1		0- 0		2- 1								
1- 1		0- 1		0- 0		AWAY		0- 0		0- 0		1- 0								
2- 3		0- 3		0- 0		NEUTRAL		0- 0		0- 0		2- 0								
7- 7		0- 0		0- 0		CONFERENCE		0- 2		0- 1		7- 4								
5- 1		0- 0		0- 0		HOME		0- 0		0- 0		5- 1								
2- 6		0- 0		0- 0		AWAY		0- 2		0- 1		2- 3								
0- 0		0- 0		0- 0		NEUTRAL		0- 0		0- 0		0- 0								
RPI S	Opponent		Score		RPI S	Opponent		Score		RPI S	Opponent		Score		RPI S	Opponent		Score		
12 A	Kansas		0	3	32 H	Western Ky.		0	3	57 A	Austin Peay		1	3	141 A	Murray St.		2	3	
14 N	Creighton		0	3						80 H	Lipscomb		1	3	152 N	Elon		3	0	
17 N	Wichita St.		0	3						83 A	SIUE		2	3	183 H	Eastern Ill.		0	3	
25 N	Purdue		0	3											189 A	Charlotte		3	2	
															195 A	Eastern Ky.		1	3	
															195 H	Eastern Ky.		3	2	
															216 A	Jacksonville St.		2	3	
															220 H	Idaho St.		2	3	
															228 H	UT Arlington		3	2	
															236 H	UT Martin		3	0	
															248 A	Tennessee St.		0	3	
															248 H	Tennessee St.		3	1	
															272 H	Middle Tenn.		3	1	
															280 H	Southeast Mo. St.		3	0	
															288 N	Southern Utah		3	1	
															296 A	Morehead St.		3	1	
															296 H	Morehead St.		3	0	
															314 A	Tennessee Tech		3	1	
					LAST 10 GAMES															
					183 H	Eastern Ill.		0	3	57 A	Austin Peay		1	3						
					248 A	Tennessee St.		0	3	280 H	Southeast Mo. St.		3	0						
					296 A	Morehead St.		3	1	236 H	UT Martin		3	0						
					195 A	Eastern Ky.		1	3	80 H	Lipscomb		1	3						
					141 A	Murray St.		2	3	216 A	Jacksonville St.		2	3						

Non-Div. I Games:

Belmont

Average RPI Win:		214	WON-LOST RECORD		WINNING PCT. RANK		LAST 10 GAMES		STRENGTH OF SCHEDULE		OPP. STRENGTH OF SCHEDULE		TEAM RPI		ADJ RPI		CONF. RPI		ADJ CONF. RPI				
DIV. I ONLY			15- 11		.57692 124		6- 4		214		150		156		.50806 154		15		16				
DIV. I NON-CONF.			8- 4		.66667 85		0- 0		184		143		112		.53517 112		11		11				
TOTALS		RPI 1-25		RPI 26-50		W-L RECORDS		RPI 51-100		RPI 101-150		RPI 150+											
15- 11		0- 1		0- 1		OVERALL		0- 2		2- 3		13- 4											
6- 4		0- 0		0- 0		HOME		0- 1		1- 1		5- 2											
5- 5		0- 0		0- 1		AWAY		0- 1		1- 1		4- 2											
4- 2		0- 1		0- 0		NEUTRAL		0- 0		0- 1		4- 0											
8- 4		0- 1		0- 1		NON-CONFERENCE		0- 1		1- 1		7- 0											
2- 1		0- 0		0- 0		HOME		0- 1		1- 0		1- 0											
2- 1		0- 0		0- 1		AWAY		0- 0		0- 0		2- 0											
4- 2		0- 1		0- 0		NEUTRAL		0- 0		0- 1		4- 0											
7- 7		0- 0		0- 0		CONFERENCE		0- 1		1- 2		6- 4											
4- 3		0- 0		0- 0		HOME		0- 0		0- 1		4- 2											
3- 4		0- 0		0- 0		AWAY		0- 1		1- 1		2- 2											
0- 0		0- 0		0- 0		NEUTRAL		0- 0		0- 0		0- 0											
RPI S	Opponent		Score		RPI S	Opponent		Score		RPI S	Opponent		Score		RPI S	Opponent		Score					
15 N	Michigan St.		0 3		39 A	Notre Dame		0 3		71 A	Miami (OH)		1 3		111 H	IUPUI		3 0					
										85 H	Cleveland St.		0 3		115 A	Ball St.		3 2					
															115 H	Ball St.		0 3					
															124 A	Bowling Green		0 3					
															148 N	Penn		1 3					
															155 N	Campbell		3 0					
															166 H	Buffalo		0 3					
															174 A	Army West Point		3 2					
															180 A	Western Mich.		1 3					
															180 H	Western Mich.		3 0					
															187 A	Northern Ill.		1 3					
															187 H	Northern Ill.		3 1					
															205 A	Eastern Mich.		3 2					
															207 A	Toledo		3 2					
															207 H	Toledo		3 2					
															222 H	Kent St.		0 3					
															246 N	Southern Ill.		3 0					
															250 H	Indiana St.		3 2					
															273 A	George Mason		3 1					
															284 H	Akron		3 0					
															302 N	Hartford		3 1					
															310 N	St. Francis Brooklyn		3 0					
				LAST 10 GAMES																			
				180 H	Western Mich.	3	0			166 H	Buffalo	0	3										
				187 H	Northern Ill.	3	1			124 A	Bowling Green	0	3										
				207 A	Toledo	3	2			71 A	Miami (OH)	1	3										
				115 A	Ball St.	3	2			222 H	Kent St.	0	3										
				284 H	Akron	3	0			205 A	Eastern Mich.	3	2										

Non-Div. I Games:

Central Mich.

Average RPI Win: 261		WON-LOST	WINNING	LAST 10	STRENGTH OF		OPP. STRENGTH	TEAM	ADJ	CONF.	ADJ CONF.
Average RPI Loss: 123		RECORD	PCT. RANK	GAMES	SCHEDULE		OF SCHEDULE	RPI	RPI	RPI	RPI
DIV. I ONLY		19- 9	.67857	76	265		264	149	.50779	155	20
DIV. I NON-CONF.		10- 4	.71429	73	272		306	155	.50102	160	22
TOTALS		RPI 1-25	RPI 26-50		W-L RECORDS		RPI 51-100		RPI 101-150		RPI 150+
19- 9	0- 0	0- 3		OVERALL		0- 2		1- 0		18- 4	
9- 2	0- 0	0- 1		HOME		0- 1		0- 0		9- 0	
7- 4	0- 0	0- 1		AWAY		0- 1		0- 0		7- 2	
3- 3	0- 0	0- 1		NEUTRAL		0- 0		1- 0		2- 2	
10- 4	0- 0	0- 1		NON-CONFERENCE		0- 1		1- 0		9- 2	
4- 0	0- 0	0- 0		HOME		0- 0		0- 0		4- 0	
3- 1	0- 0	0- 0		AWAY		0- 1		0- 0		3- 0	
3- 3	0- 0	0- 1		NEUTRAL		0- 0		1- 0		2- 2	
9- 5	0- 0	0- 2		CONFERENCE		0- 1		0- 0		9- 2	
5- 2	0- 0	0- 1		HOME		0- 1		0- 0		5- 0	
4- 3	0- 0	0- 1		AWAY		0- 0		0- 0		4- 2	
0- 0	0- 0	0- 0		NEUTRAL		0- 0		0- 0		0- 0	
RPI S	Opponent	Score		RPI S	Opponent	Score		RPI S	Opponent	Score	
28 N	Oregon St.	0	3	55 A	North Texas	0	3	148 N	Penn	3	2
50 A	High Point	0	3	72 H	Radford	1	3	154 N	Central Mich.	0	3
50 H	High Point	0	3					182 H	UNCW	3	0
								196 A	UNC Asheville	1	3
								196 H	UNC Asheville	3	0
								215 A	Liberty	3	2
								215 H	Liberty	3	0
								219 A	UMES	3	2
								233 A	Winthrop	0	3
								233 H	Winthrop	3	0
								268 N	New Orleans	2	3
								271 A	Presbyterian	3	1
								271 H	Presbyterian	3	1
								273 A	George Mason	3	0
								279 A	Gardner-Webb	3	0
								279 H	Gardner-Webb	3	0
								292 A	Charleston So.	3	1
								299 A	N.C. A&T	3	1
								306 H	The Citadel	3	1
								314 H	Tennessee Tech	3	0
								321 N	Coppin St.	3	0
								326 N	Delaware St.	3	0
								327 H	N.C. Central	3	0
LAST 10 GAMES											
196 H	UNC Asheville	3	0	279 A	Gardner-Webb	3	0				
279 H	Gardner-Webb	3	0	271 H	Presbyterian	3	1				
215 A	Liberty	3	2	233 H	Winthrop	3	0				
50 A	High Point	0	3	215 H	Liberty	3	0				
271 A	Presbyterian	3	1	292 A	Charleston So.	3	1				

Non-Div. I Games:

Campbell

Average RPI Win:	216	WON-LOST RECORD	WINNING PCT. RANK	LAST 10 GAMES	STRENGTH OF SCHEDULE	OPP. STRENGTH OF SCHEDULE	TEAM RPI	ADJ RPI	CONF. RPI	ADJ CONF. RPI				
DIV. I ONLY	17- 10	.62963	99	5- 5	263	166	157	.50658	156	14	14			
DIV. I NON-CONF.	9- 4	.69231	80	0- 0	271	180	147	.50985	147	13	13			
<hr/>														
TOTALS	RPI 1-25	RPI 26-50		W-L RECORDS	RPI 51-100		RPI 101-150		RPI 150+					
17- 10	0- 0	0- 0		OVERALL	1- 2		3- 4		13- 4					
7- 5	0- 0	0- 0		HOME	1- 0		1- 3		5- 2					
6- 4	0- 0	0- 0		AWAY	0- 2		1- 1		5- 1					
4- 1	0- 0	0- 0		NEUTRAL	0- 0		1- 0		3- 1					
<hr/>														
9- 4	0- 0	0- 0		NON-CONFERENCE	0- 1		2- 1		7- 2					
2- 2	0- 0	0- 0		HOME	0- 0		0- 1		2- 1					
3- 1	0- 0	0- 0		AWAY	0- 1		1- 0		2- 0					
4- 1	0- 0	0- 0		NEUTRAL	0- 0		1- 0		3- 1					
<hr/>														
8- 6	0- 0	0- 0		CONFERENCE	1- 1		1- 3		6- 2					
5- 3	0- 0	0- 0		HOME	1- 0		1- 2		3- 1					
3- 3	0- 0	0- 0		AWAY	0- 1		0- 1		3- 1					
0- 0	0- 0	0- 0		NEUTRAL	0- 0		0- 0		0- 0					
<hr/>														
RPI S	Opponent	Score	RPI S	Opponent	Score	RPI S	Opponent	Score	RPI S	Opponent	Score			
						83 A	SIUE	0	3	111 H	IUPUI	2	3	
						85 A	Cleveland St.	2	3	123 H	Idaho	2	3	
						85 H	Cleveland St.	3	1	124 A	Bowling Green	3	2	
						131 A	Green Bay	1	3					
						131 H	Green Bay	3	2					
						132 H	Oakland	0	3					
						141 N	Murray St.	3	0					
						161 N	Xavier	1	3					
						164 A	Northern Ky.	2	3					
						164 H	Northern Ky.	0	3					
						170 N	Duquesne	3	0					
						194 N	Seattle U	3	0					
						209 A	Milwaukee	3	2					
						209 H	Milwaukee	3	2					
						229 A	Wright St.	3	1					
						229 H	Wright St.	3	1					
						240 H	DePaul	1	3					
						251 N	Montana	3	1					
						259 A	Bradley	3	2					
						259 A	Bradley	3	1					
285 H	Chicago St.	3	0											
						289 A	Youngstown St.	3	1					
						289 H	Youngstown St.	3	0					
						313 H	South Dakota St.	3	0					
						LAST 10 GAMES								
						164 H	Northern Ky.	0	3	85 A	Cleveland St.	2	3	
229 H	Wright St.	3	1	111 H	IUPUI	2	3							
209 H	Milwaukee	3	2	132 H	Oakland	0	3							
131 H	Green Bay	3	2	229 A	Wright St.	3	1							
289 A	Youngstown St.	3	1	164 A	Northern Ky.	2	3							

Non-Div. I Games:

Ill.-Chicago

Average RPI Win: 228		WON-LOST RECORD		WINNING PCT. RANK		LAST 10 GAMES		STRENGTH OF SCHEDULE		OPP. STRENGTH OF SCHEDULE		TEAM RPI		ADJ RPI		CONF. RPI		ADJ CONF. RPI	
DIV. I ONLY		18- 9		.66667 78		7- 3		281		189		153		.50609 157		8		8	
DIV. I NON-CONF.		9- 4		.69231 80		1- 0		330		308		241		.44605 241		9		9	
TOTALS		RPI 1-25		RPI 26-50		W-L RECORDS		RPI 51-100		RPI 101-150		RPI 150+							
18- 9		0- 1		0- 0		OVERALL		1- 2		3- 2		14- 4							
11- 4		0- 0		0- 0		HOME		0- 1		3- 0		8- 3							
6- 4		0- 1		0- 0		AWAY		1- 1		0- 2		5- 0							
1- 1		0- 0		0- 0		NEUTRAL		0- 0		0- 0		1- 1							
9- 4		0- 0		0- 0		NON-CONFERENCE		0- 0		0- 0		9- 4							
6- 3		0- 0		0- 0		HOME		0- 0		0- 0		6- 3							
2- 0		0- 0		0- 0		AWAY		0- 0		0- 0		2- 0							
1- 1		0- 0		0- 0		NEUTRAL		0- 0		0- 0		1- 1							
9- 5		0- 1		0- 0		CONFERENCE		1- 2		3- 2		5- 0							
5- 1		0- 0		0- 0		HOME		0- 1		3- 0		2- 0							
4- 4		0- 1		0- 0		AWAY		1- 1		0- 2		3- 0							
0- 0		0- 0		0- 0		NEUTRAL		0- 0		0- 0		0- 0							
RPI	S	Opponent		Score	RPI	S	Opponent		Score	RPI	S	Opponent		Score					
17	A	Wichita St.		0 3				62	A SMU	0 3	104	A	UCF		2 3				
								62	H SMU	2 3	104	H	UCF		3 1				
								78	A Temple	3 1	140	A	Tulsa		0 3				
											140	H	Tulsa		3 1				
											145	H	Tulane		3 2				
											163	N	Providence		0 3				
											169	A	South Fla.		3 1				
											169	H	South Fla.		3 1				
											190	A	UConn		3 1				
											200	H	Houston		3 1				
											221	H	Rutgers		1 3				
											230	N	Bucknell		3 0				
											233	H	Winthrop		2 3				
											265	A	Memphis		3 0				
											276	H	Georgia St.		3 0				
											279	H	Gardner-Webb		2 3				
											282	H	William & Mary		3 0				
											293	H	Hampton		3 0				
											297	A	Stetson		3 1				
											299	H	N.C. A&T		3 0				
											306	H	The Citadel		3 0				
											327	A	N.C. Central		3 0				
											327	H	N.C. Central		3 0				
					LAST 10 GAMES														
					104	H	UCF		3 1	17	A	Wichita St.		0 3					
					169	H	South Fla.		3 1	265	A	Memphis		3 0					
					327	A	N.C. Central		3 0	200	H	Houston		3 1					
					62	A	SMU		0 3	145	H	Tulane		3 2					
					140	A	Tulsa		0 3	190	A	UConn		3 1					

Non-Div. I Games:

East Carolina

Average RPI Win:		206	WON-LOST RECORD		WINNING PCT. RANK		LAST 10 GAMES		STRENGTH OF SCHEDULE		OPP. STRENGTH OF SCHEDULE		TEAM RPI		ADJ RPI		CONF. RPI		ADJ CONF. RPI	
DIV. I ONLY			14- 13		.51852 155		4- 6		165		141		158		.50571 158		11		11	
DIV. I NON-CONF.			8- 5		.61538 111		0- 1		260		185		169		.49506 169		10		10	
TOTALS		RPI 1-25		RPI 26-50		W-L RECORDS		RPI 51-100		RPI 101-150		RPI 150+								
14- 13		0- 1		0- 2		OVERALL		1- 2		3- 3		10- 5								
5- 6		0- 0		0- 1		HOME		0- 1		2- 1		3- 3								
4- 6		0- 1		0- 1		AWAY		1- 0		1- 2		2- 2								
5- 1		0- 0		0- 0		NEUTRAL		0- 1		0- 0		5- 0								
8- 5		0- 1		0- 0		NON-CONFERENCE		0- 1		1- 1		7- 2								
2- 1		0- 0		0- 0		HOME		0- 0		1- 0		1- 1								
1- 3		0- 1		0- 0		AWAY		0- 0		0- 1		1- 1								
5- 1		0- 0		0- 0		NEUTRAL		0- 1		0- 0		5- 0								
6- 8		0- 0		0- 2		CONFERENCE		1- 1		2- 2		3- 3								
3- 5		0- 0		0- 1		HOME		0- 1		1- 1		2- 2								
3- 3		0- 0		0- 1		AWAY		1- 0		1- 1		1- 1								
0- 0		0- 0		0- 0		NEUTRAL		0- 0		0- 0		0- 0								
RPI	S	Opponent			Score		RPI	S	Opponent			Score		RPI	S	Opponent			Score	
13	A	Iowa St.			0 3		29	A	Colorado St.			0 3		84	A	Wyoming			3 0	
							29	H	Colorado St.			2 3								

Non-Div. I Games:

New Mexico

Average RPI Win: 234		WON-LOST	WINNING	LAST 10	STRENGTH OF		OPP. STRENGTH	TEAM	ADJ	CONF.	ADJ CONF.	
Average RPI Loss: 119		RECORD	PCT. RANK	GAMES	SCHEDULE		OF SCHEDULE	RPI	RPI	RPI	RPI	
DIV. I ONLY		16- 8	.66667	78	291		191	159	.50503	159	22	
DIV. I NON-CONF.		9- 3	.75	58	299		189	148	.50946	148	19	
<hr/>												
TOTALS		RPI 1-25		RPI 26-50		W-L RECORDS		RPI 51-100		RPI 101-150		RPI 150+
16- 8		0- 0		0- 0		OVERALL		2- 2		1- 5		13- 1
10- 2		0- 0		0- 0		HOME		1- 0		0- 2		9- 0
3- 5		0- 0		0- 0		AWAY		1- 2		1- 2		1- 1
3- 1		0- 0		0- 0		NEUTRAL		0- 0		0- 1		3- 0
<hr/>												
9- 3		0- 0		0- 0		NON-CONFERENCE		1- 1		0- 2		8- 0
5- 0		0- 0		0- 0		HOME		0- 0		0- 0		5- 0
1- 2		0- 0		0- 0		AWAY		1- 1		0- 1		0- 0
3- 1		0- 0		0- 0		NEUTRAL		0- 0		0- 1		3- 0
<hr/>												
7- 5		0- 0		0- 0		CONFERENCE		1- 1		1- 3		5- 1
5- 2		0- 0		0- 0		HOME		1- 0		0- 2		4- 0
2- 3		0- 0		0- 0		AWAY		0- 1		1- 1		1- 1
0- 0		0- 0		0- 0		NEUTRAL		0- 0		0- 0		0- 0
<hr/>												
RPI	S	Opponent	Score	RPI	S	Opponent	Score	RPI	S	Opponent	Score	
						59 A Denver	0 3			101 N Boise St.	0 3	
						59 H Denver	3 1			112 A Oral Roberts	1 3	
						87 A North Dakota	0 3			112 H Oral Roberts	1 3	
						98 A Fla. Atlantic	3 1			119 A Arizona St.	0 3	
										138 A South Dakota	3 1	
										138 H South Dakota	0 3	
										181 H Northern Colo.	3 0	
										222 A Fort Wayne	1 3	
										222 H Fort Wayne	3 2	
										232 H Appalachian St.	3 2	
										234 N Weber St.	3 1	
										235 H Omaha	3 0	
										242 H George Washington	3 0	
										269 H Florida A&M	3 1	
										294 H Western Ill.	3 0	
										295 H San Francisco	3 0	
										297 N Stetson	3 1	
										313 A South Dakota St.	3 0	
										313 H South Dakota St.	3 0	
										329 N Savannah St.	3 0	
<hr/>												
				LAST 10 GAMES								
						222 H Fort Wayne	3 2			294 H Western Ill.	3 0	
						59 A Denver	0 3			235 H Omaha	3 0	
						112 A Oral Roberts	1 3			222 A Fort Wayne	1 3	
						138 H South Dakota	0 3			112 H Oral Roberts	1 3	
						313 H South Dakota St.	3 0			59 H Denver	3 1	

Non-Div. I Games:

North Dakota St.

Average RPI Win: 210		WON-LOST RECORD	WINNING PCT. RANK	LAST 10 GAMES	STRENGTH OF SCHEDULE	OPP. STRENGTH OF SCHEDULE	TEAM RPI	ADJ RPI	CONF. RPI	ADJ CONF. RPI	
Average RPI Loss: 144											
DIV. I ONLY		12- 9	.57143 128	5- 5	219	168	160	.50429 160	12	12	
DIV. I NON-CONF.		5- 4	.55556 137	0- 0	254	174	191	.48211 191	16	16	
<hr/>											
TOTALS		RPI 1-25	RPI 26-50		W-L RECORDS		RPI 51-100		RPI 101-150		RPI 150+
12- 9		0- 0	0- 0		OVERALL		1- 4		3- 1		8- 4
6- 4		0- 0	0- 0		HOME		0- 2		1- 0		5- 2
5- 4		0- 0	0- 0		AWAY		1- 1		2- 1		2- 2
1- 1		0- 0	0- 0		NEUTRAL		0- 1		0- 0		1- 0
5- 4		0- 0	0- 0		NON-CONFERENCE		0- 2		1- 0		4- 2
2- 3		0- 0	0- 0		HOME		0- 1		0- 0		2- 2
2- 0		0- 0	0- 0		AWAY		0- 0		1- 0		1- 0
1- 1		0- 0	0- 0		NEUTRAL		0- 1		0- 0		1- 0
7- 5		0- 0	0- 0		CONFERENCE		1- 2		2- 1		4- 2
4- 1		0- 0	0- 0		HOME		0- 1		1- 0		3- 0
3- 4		0- 0	0- 0		AWAY		1- 1		1- 1		1- 2
0- 0		0- 0	0- 0		NEUTRAL		0- 0		0- 0		0- 0
RPI S	Opponent	Score	RPI S	Opponent	Score	RPI S	Opponent	Score	RPI S	Opponent	Score
						61 A	Princeton	0 3	113 A	Northeastern	3 1
						75 A	Yale	3 2	143 A	Cornell	2 3
						75 H	Yale	1 3	143 H	Cornell	3 1
						79 N	West Virginia	0 3	148 A	Penn	3 2
						81 H	American	1 3	162 H	Stony Brook	1 3
									211 H	Sacred Heart	2 3
									213 A	Columbia	2 3
									213 H	Columbia	3 0
									229 A	Wright St.	3 0
									231 H	Boston College	3 2
									239 A	Dartmouth	3 0
									239 H	Dartmouth	3 1
									274 A	Brown	2 3
									274 H	Brown	3 1
									303 H	UMass Lowell	3 0
									314 N	Tennessee Tech	3 0
LAST 10 GAMES											
			274 A	Brown	2 3	75 H	Yale	1 3			
			75 A	Yale	3 2	274 H	Brown	3 1			
			143 A	Cornell	2 3	61 A	Princeton	0 3			
			213 A	Columbia	2 3	148 A	Penn	3 2			
			239 A	Dartmouth	3 0	213 H	Columbia	3 0			

Non-Div. I Games:

Harvard

x
a
v
i
e
r

Xavier

Average RPI Win:	234	WON-LOST RECORD	WINNING PCT. RANK	LAST 10 GAMES	STRENGTH OF SCHEDULE	OPP. STRENGTH OF SCHEDULE	TEAM RPI	ADJ RPI	CONF. RPI	ADJ CONF. RPI		
DIV. I ONLY		16- 10	.61538	107	6- 4	241	256	164	.50183	162	29	29
DIV. I NON-CONF.		10- 6	.625	108	1- 0	142	219	113	.5346	113	28	28
<hr/>												
TOTALS	RPI 1-25	RPI 26-50		W-L RECORDS		RPI 51-100		RPI 101-150		RPI 150+		
16- 10	0- 0	0- 0		OVERALL		0- 2		3- 2		13- 6		
4- 2	0- 0	0- 0		HOME		0- 0		0- 1		4- 1		
6- 5	0- 0	0- 0		AWAY		0- 1		2- 0		4- 4		
6- 3	0- 0	0- 0		NEUTRAL		0- 1		1- 1		5- 1		
10- 6	0- 0	0- 0		NON-CONFERENCE		0- 2		3- 2		7- 2		
1- 1	0- 0	0- 0		HOME		0- 0		0- 1		1- 0		
3- 2	0- 0	0- 0		AWAY		0- 1		2- 0		1- 1		
6- 3	0- 0	0- 0		NEUTRAL		0- 1		1- 1		5- 1		
6- 4	0- 0	0- 0		CONFERENCE		0- 0		0- 0		6- 4		
3- 1	0- 0	0- 0		HOME		0- 0		0- 0		3- 1		
3- 3	0- 0	0- 0		AWAY		0- 0		0- 0		3- 3		
0- 0	0- 0	0- 0		NEUTRAL		0- 0		0- 0		0- 0		
RPI	S	Opponent	Score	RPI	S	Opponent	Score	RPI	S	Opponent	Score	
						58 A Butler	0 3	102 A Colgate		3 1		
						81 N American	1 3	114 H Hofstra		2 3		
								121 A St. John's (NY)		3 2		
								132 N Oakland		0 3		
								143 N Cornell		3 1		
								160 A Harvard		3 1		
								172 A Bryant		1 3		
								177 A Albany (NY)		1 3		
								205 N Eastern Mich.		3 2		
								211 N Sacred Heart		3 0		
								214 A New Hampshire		2 3		
								214 H New Hampshire		2 3		
								226 N La Salle		3 1		
								227 N Robert Morris		1 3		
								237 A UMBC		3 0		
								237 H UMBC		3 0		
								254 A Binghamton		2 3		
								274 N Brown		3 0		
								287 H Iona		3 1		
								302 A Hartford		3 1		
								302 H Hartford		3 1		
								303 A UMass Lowell		3 0		
								303 H UMass Lowell		3 0		
								330 N Manhattan		3 0		
				LAST 10 GAMES								
				214 H New Hampshire	2 3	254 A Binghamton	2 3	303 A UMass Lowell		3 0		
				303 H UMass Lowell	3 0	287 H Iona	3 1	330 N Manhattan		3 0		
				302 A Hartford	3 1	303 A UMass Lowell	3 0					
				237 A UMBC	3 0	214 A New Hampshire	2 3					
				177 A Albany (NY)	1 3	237 H UMBC	3 0					

Non-Div. I Games:

Stony Brook

Average RPI Win:	236	WON-LOST	WINNING	LAST 10	STRENGTH OF	OPP. STRENGTH	TEAM	ADJ	CONF.	ADJ CONF.	
Average RPI Loss:	99	RECORD	PCT. RANK	GAMES	SCHEDULE	OF SCHEDULE	RPI	RPI	RPI	RPI	
DIV. I ONLY	16- 13	.55172	140	3- 7	217	133	162	.50075	163	7	7
DIV. I NON-CONF.	11- 4	.73333	67	0- 0	281	287	149	.50541	152	7	7
<hr/>											
TOTALS	RPI 1-25	RPI 26-50		W-L RECORDS		RPI 51-100		RPI 101-150		RPI 150+	
16- 13	0- 2	0- 2		OVERALL		1- 4		0- 2		15- 3	
9- 6	0- 2	0- 1		HOME		1- 2		0- 1		8- 0	
3- 5	0- 0	0- 1		AWAY		0- 1		0- 1		3- 2	
4- 2	0- 0	0- 0		NEUTRAL		0- 1		0- 0		4- 1	
<hr/>											
11- 4	0- 0	0- 0		NON-CONFERENCE		0- 1		0- 0		11- 3	
5- 0	0- 0	0- 0		HOME		0- 0		0- 0		5- 0	
2- 2	0- 0	0- 0		AWAY		0- 0		0- 0		2- 2	
4- 2	0- 0	0- 0		NEUTRAL		0- 1		0- 0		4- 1	
<hr/>											
5- 9	0- 2	0- 2		CONFERENCE		1- 3		0- 2		4- 0	
4- 6	0- 2	0- 1		HOME		1- 2		0- 1		3- 0	
1- 3	0- 0	0- 1		AWAY		0- 1		0- 1		1- 0	
0- 0	0- 0	0- 0		NEUTRAL		0- 0		0- 0		0- 0	
<hr/>											
RPI S	Opponent	Score	RPI S	Opponent	Score	RPI S	Opponent	Score	RPI S	Opponent	Score
14 H	Creighton	0 3	33 A	Marquette	0 3	58 H	Butler	0 3	121 A	St. John's (NY)	0 3
14 H	Creighton	1 3	33 H	Marquette	0 3	77 H	Villanova	3 1	121 H	St. John's (NY)	1 3
						79 N	West Virginia	1 3	157 N	East Carolina	3 0
						92 A	Seton Hall	0 3	161 H	Xavier	3 1
						92 H	Seton Hall	1 3	172 A	Bryant	0 3

Non-Div. I Games:

Providence

Average RPI Win: 223		WON-LOST	WINNING	LAST 10	STRENGTH OF		OPP. STRENGTH	TEAM	ADJ	CONF.	ADJ CONF.
Average RPI Loss: 123		RECORD	PCT. RANK	GAMES	SCHEDULE		OF SCHEDULE	RPI	RPI	RPI	RPI
DIV. I ONLY		11- 12	.47826	182	5- 5		136	175	166	.49949	164
DIV. I NON-CONF.		4- 5	.44444	203	0- 0		91	160	142	.5141	142
TOTALS		RPI 1-25	RPI 26-50		W-L RECORDS		RPI 51-100		RPI 101-150		RPI 150+
11- 12	0- 1	0- 0		OVERALL		0- 3		0- 6		11- 2	
5- 4	0- 0	0- 0		HOME		0- 1		0- 3		5- 0	
4- 6	0- 1	0- 0		AWAY		0- 1		0- 3		4- 1	
2- 2	0- 0	0- 0		NEUTRAL		0- 1		0- 0		2- 1	
4- 5	0- 1	0- 0		NON-CONFERENCE		0- 2		0- 1		4- 1	
1- 2	0- 0	0- 0		HOME		0- 1		0- 1		1- 0	
1- 1	0- 1	0- 0		AWAY		0- 0		0- 0		1- 0	
2- 2	0- 0	0- 0		NEUTRAL		0- 1		0- 0		2- 1	
7- 7	0- 0	0- 0		CONFERENCE		0- 1		0- 5		7- 1	
4- 2	0- 0	0- 0		HOME		0- 0		0- 2		4- 0	
3- 5	0- 0	0- 0		AWAY		0- 1		0- 3		3- 1	
0- 0	0- 0	0- 0		NEUTRAL		0- 0		0- 0		0- 0	
RPI S	Opponent	Score		RPI S	Opponent	Score		RPI S	Opponent	Score	
3 A	Florida	0 3						80 N	Lipscomb	0 3	
								85 A	Cleveland St.	0 3	
								86 H	Sacramento St.	1 3	
								111 A	IUPUI	1 3	
								111 H	IUPUI	1 3	
								124 H	Bowling Green	2 3	
								131 A	Green Bay	1 3	
								132 A	Oakland	1 3	
								132 H	Oakland	1 3	
								156 A	Ill.-Chicago	3 0	
								156 H	Ill.-Chicago	3 2	
								170 A	Duquesne	3 1	
								194 H	Seattle U	3 1	
								209 A	Milwaukee	0 3	
								209 H	Milwaukee	3 1	
								227 N	Robert Morris	3 0	
								229 A	Wright St.	3 1	
								229 H	Wright St.	3 2	
								269 N	Florida A&M	1 3	
								289 A	Youngstown St.	3 1	
								289 H	Youngstown St.	3 0	
								300 N	Canisius	3 0	
				LAST 10 GAMES							
				156 A	Ill.-Chicago	3 0		229 A	Wright St.	3 1	
				209 A	Milwaukee	0 3		131 A	Green Bay	1 3	
				289 H	Youngstown St.	3 0		85 A	Cleveland St.	0 3	
				132 H	Oakland	1 3		209 H	Milwaukee	3 1	
				111 H	IUPUI	1 3		156 H	Ill.-Chicago	3 2	

Non-Div. I Games:

Northern Ky.

Average RPI Win: 273		WON-LOST RECORD		WINNING PCT. RANK		LAST 10 GAMES		STRENGTH OF SCHEDULE		OPP. STRENGTH OF SCHEDULE		TEAM RPI		ADJ RPI		CONF. RPI		ADJ CONF. RPI	
DIV. I ONLY		16- 7		.69565 66		8- 2		287		300		163		.49941 165		28		28	
DIV. I NON-CONF.		7- 4		.63636 99		0- 0		286		317		200		.47247 204		29		29	
TOTALS		RPI 1-25		RPI 26-50		W-L RECORDS		RPI 51-100		RPI 101-150		RPI 150+							
16- 7		0- 0		0- 0		OVERALL		0- 2		0- 2		16- 3							
6- 1		0- 0		0- 0		HOME		0- 0		0- 1		6- 0							
8- 3		0- 0		0- 0		AWAY		0- 0		0- 1		8- 2							
2- 3		0- 0		0- 0		NEUTRAL		0- 2		0- 0		2- 1							
7- 4		0- 0		0- 0		NON-CONFERENCE		0- 2		0- 0		7- 2							
0- 0		0- 0		0- 0		HOME		0- 0		0- 0		0- 0							
5- 1		0- 0		0- 0		AWAY		0- 0		0- 0		5- 1							
2- 3		0- 0		0- 0		NEUTRAL		0- 2		0- 0		2- 1							
9- 3		0- 0		0- 0		CONFERENCE		0- 0		0- 2		9- 1							
6- 1		0- 0		0- 0		HOME		0- 0		0- 1		6- 0							
3- 2		0- 0		0- 0		AWAY		0- 0		0- 1		3- 1							
0- 0		0- 0		0- 0		NEUTRAL		0- 0		0- 0		0- 0							
RPI S	Opponent	Score		RPI S	Opponent	Score		RPI S	Opponent	Score		RPI S	Opponent	Score					
								88 N	SFA	1	3	126 A	LIU Brooklyn	1	3				
								98 N	Fla. Atlantic	0	3	126 H	LIU Brooklyn	2	3				
												172 A	Bryant	1	3				
												172 H	Bryant	3	2				
												175 A	Lehigh	3	2				
												204 N	Niagara	1	3				
												211 A	Sacred Heart	3	2				
												211 H	Sacred Heart	3	2				
												227 H	Robert Morris	3	1				
												266 H	Saint Francis (PA)	3	0				
												274 A	Brown	2	3				
												287 A	Iona	3	0				
												297 A	Stetson	3	2				
												302 A	Hartford	3	0				
												307 N	NJIT	3	1				
												310 A	St. Francis Brooklyn	3	0				
												310 H	St. Francis Brooklyn	3	1				
												316 A	Lafayette	3	0				
												322 A	Fairleigh Dickinson	3	1				
												322 H	Fairleigh Dickinson	3	0				
												332 N	Norfolk St.	3	0				
LAST 10 GAMES				LAST 10 GAMES				LAST 10 GAMES				LAST 10 GAMES							
322 H Fairleigh Dickinson 3 0				227 H Robert Morris 3 1				322 H Saint Francis (PA) 3 0				322 A Fairleigh Dickinson 3 1							
211 H Sacred Heart 3 2				266 H Saint Francis (PA) 3 0				322 A Fairleigh Dickinson 3 1				211 A Sacred Heart 3 2							
310 A St. Francis Brooklyn 3 0				322 A Fairleigh Dickinson 3 1				322 A Fairleigh Dickinson 3 1				172 A Bryant 1 3							
126 A LIU Brooklyn 1 3				211 A Sacred Heart 3 2				172 A Bryant 1 3											
172 H Bryant 3 2				172 A Bryant 1 3															

Non-Div. I Games:

Central Conn. St.

Average RPI Win: 229		WON-LOST RECORD		WINNING PCT. RANK		LAST 10 GAMES		STRENGTH OF SCHEDULE		OPP. STRENGTH OF SCHEDULE		TEAM RPI		ADJ RPI		CONF. RPI		ADJ CONF. RPI	
DIV. I ONLY		15- 10		.6 115		6- 4		258		171		165		.49929 166		15		16	
DIV. I NON-CONF.		7- 4		.63636 99		0- 0		200		212		134		.51813 135		11		11	
TOTALS		RPI 1-25		RPI 26-50		W-L RECORDS		RPI 51-100		RPI 101-150		RPI 150+							
15- 10		0- 0		0- 1		OVERALL		0- 4		1- 3		14- 2							
6- 3		0- 0		0- 0		HOME		0- 1		1- 0		5- 2							
5- 6		0- 0		0- 1		AWAY		0- 2		0- 3		5- 0							
4- 1		0- 0		0- 0		NEUTRAL		0- 1		0- 0		4- 0							
7- 4		0- 0		0- 1		NON-CONFERENCE		0- 3		0- 0		7- 0							
2- 1		0- 0		0- 0		HOME		0- 1		0- 0		2- 0							
1- 2		0- 0		0- 1		AWAY		0- 1		0- 0		1- 0							
4- 1		0- 0		0- 0		NEUTRAL		0- 1		0- 0		4- 0							
8- 6		0- 0		0- 0		CONFERENCE		0- 1		1- 3		7- 2							
4- 2		0- 0		0- 0		HOME		0- 0		1- 0		3- 2							
4- 4		0- 0		0- 0		AWAY		0- 1		0- 3		4- 0							
0- 0		0- 0		0- 0		NEUTRAL		0- 0		0- 0		0- 0							
RPI S	Opponent	Score		RPI S	Opponent	Score		RPI S	Opponent	Score		RPI S	Opponent	Score					
				47 A	Col. of Charleston	0	3	63 H	Central Ark.	0	3	115 A	Ball St.	0	3				
								69 N	James Madison	0	3	124 A	Bowling Green	1	3				
								71 A	Miami (OH)	1	3	144 A	Ohio	0	3				
								92 A	Seton Hall	2	3	144 H	Ohio	3	1				
												154 A	Central Mich.	3	0				
												180 H	Western Mich.	3	1				
												187 H	Northern Ill.	3	0				
												205 A	Eastern Mich.	3	0				
												207 H	Toledo	2	3				
												212 A	Georgetown	3	2				
												221 N	Rutgers	3	2				
												222 A	Kent St.	3	0				
												222 H	Kent St.	3	0				
												232 N	Appalachian St.	3	2				
												264 N	Mercer	3	1				
												284 A	Akron	3	1				
												284 H	Akron	1	3				
												293 H	Hampton	3	0				
												300 H	Canisius	3	2				
												321 N	Coppin St.	3	0				
LAST 10 GAMES																			
				207 H	Toledo	2	3	154 A	Central Mich.	3	0								
				284 A	Akron	3	1	180 H	Western Mich.	3	1								
				144 A	Ohio	0	3	187 H	Northern Ill.	3	0								
				222 A	Kent St.	3	0	124 A	Bowling Green	1	3								
				205 A	Eastern Mich.	3	0	71 A	Miami (OH)	1	3								

Non-Div. I Games:

Buffalo

Average RPI Win:	196	WON-LOST	WINNING	LAST 10	STRENGTH OF	OPP. STRENGTH	TEAM	ADJ	CONF.	ADJ CONF.	
Average RPI Loss:	136	RECORD	PCT. RANK	GAMES	SCHEDULE	OF SCHEDULE	RPI	RPI	RPI	RPI	
DIV. I ONLY	14- 12	.53846	145	3- 7	227	110	167	.49757	167	11	11
DIV. I NON-CONF.	8- 4	.66667	85	0- 0	278	151	159	.50274	157	10	10
<hr/>											
TOTALS	RPI 1-25	RPI 26-50		W-L RECORDS		RPI 51-100		RPI 101-150		RPI 150+	
14- 12	0- 0	0- 3		OVERALL		1- 1		2- 1		11- 7	
6- 5	0- 0	0- 1		HOME		0- 1		2- 0		4- 3	
5- 6	0- 0	0- 2		AWAY		1- 0		0- 0		4- 4	
3- 1	0- 0	0- 0		NEUTRAL		0- 0		0- 1		3- 0	
<hr/>											
8- 4	0- 0	0- 1		NON-CONFERENCE		0- 0		1- 1		7- 2	
2- 2	0- 0	0- 0		HOME		0- 0		1- 0		1- 2	
3- 1	0- 0	0- 1		AWAY		0- 0		0- 0		3- 0	
3- 1	0- 0	0- 0		NEUTRAL		0- 0		0- 1		3- 0	
<hr/>											
6- 8	0- 0	0- 2		CONFERENCE		1- 1		1- 0		4- 5	
4- 3	0- 0	0- 1		HOME		0- 1		1- 0		3- 1	
2- 5	0- 0	0- 1		AWAY		1- 0		0- 0		1- 4	
0- 0	0- 0	0- 0		NEUTRAL		0- 0		0- 0		0- 0	
<hr/>											
RPI S	Opponent	Score	RPI S	Opponent	Score	RPI S	Opponent	Score	RPI S	Opponent	Score
			29 A	Colorado St.	0 3	84 A	Wyoming	3 1	101 H	Boise St.	3 0
			29 H	Colorado St.	0 3	84 H	Wyoming	0 3	109 H	Pacific	3 2
			45 A	Arkansas	0 3				119 N	Arizona St.	0 3
									151 A	San Diego St.	1 3
									151 H	San Diego St.	3 1
									158 A	New Mexico	0 3
									158 H	New Mexico	0 3
									173 A	Northern Ariz.	3 1
									192 H	UC Santa Barbara	3 0
									197 H	Utah Valley	1 3
									201 A	UNLV	3 1
									201 H	UNLV	3 0
									202 A	Air Force	1 3
									218 H	Montana St.	1 3
									224 N	CSU Bakersfield	3 0
									224 N	CSU Bakersfield	3 1
									234 A	Weber St.	3 0
									247 A	Fresno St.	1 3
									247 H	Fresno St.	3 1
									288 A	Southern Utah	3 1
									308 N	La.-Monroe	3 0
			LAST 10 GAMES								
			84 A	Wyoming	3 1	247 A	Fresno St.	1 3			
			29 A	Colorado St.	0 3	202 A	Air Force	1 3			
			201 H	UNLV	3 0	101 H	Boise St.	3 0			
			158 H	New Mexico	0 3	29 H	Colorado St.	0 3			
			151 A	San Diego St.	1 3	84 H	Wyoming	0 3			

Non-Div. I Games:

Utah St.

Average RPI Win:		230	WON-LOST RECORD		WINNING PCT. RANK		LAST 10 GAMES		STRENGTH OF SCHEDULE		OPP. STRENGTH OF SCHEDULE		TEAM RPI		ADJ RPI		CONF. RPI		ADJ CONF. RPI				
Average RPI Loss:		74																					
DIV. I ONLY			11- 15		.42308 209		1- 9		124		84		168		.49749 168		5		5				
DIV. I NON-CONF.			8- 4		.66667 85		0- 0		104		156		88		.56398 90		5		5				
<hr/>																							
TOTALS		RPI 1-25		RPI 26-50		W-L RECORDS		RPI 51-100		RPI 101-150		RPI 150+											
11- 15		0- 3		0- 4		OVERALL		0- 4		2- 2		9- 2											
5- 5		0- 1		0- 3		HOME		0- 0		0- 1		5- 0											
2- 8		0- 2		0- 1		AWAY		0- 2		1- 1		1- 2											
4- 2		0- 0		0- 0		NEUTRAL		0- 2		1- 0		3- 0											
<hr/>																							
8- 4		0- 2		0- 0		NON-CONFERENCE		0- 2		2- 0		6- 0											
3- 0		0- 0		0- 0		HOME		0- 0		0- 0		3- 0											
1- 2		0- 2		0- 0		AWAY		0- 0		1- 0		0- 0											
4- 2		0- 0		0- 0		NEUTRAL		0- 2		1- 0		3- 0											
<hr/>																							
3- 11		0- 1		0- 4		CONFERENCE		0- 2		0- 2		3- 2											
2- 5		0- 1		0- 3		HOME		0- 0		0- 1		2- 0											
1- 6		0- 0		0- 1		AWAY		0- 2		0- 1		1- 2											
0- 0		0- 0		0- 0		NEUTRAL		0- 0		0- 0		0- 0											
<hr/>																							
RPI	S	Opponent		Score		RPI	S	Opponent		Score		RPI	S	Opponent		Score							
1	A	Penn St.		0	3	30	H	Miami (FL)		0	3	52	A	North Carolina		2	3	108	A	Georgia Tech		1	3
11	A	Colorado		0	3	37	A	NC State		0	3	66	N	Rice		0	3	116	H	Syracuse		1	3
22	H	Louisville		0	3	39	H	Notre Dame		2	3	73	A	Duke		1	3	130	A	UNCG		3	1
						41	H	Florida St.		1	3	75	N	Yale		0	3	144	N	Ohio		3	1
																		178	A	Virginia Tech		0	3
																		193	A	Virginia		3	2
																		203	N	Abilene Christian		3	1
																		219	H	UMES		3	0
																		231	H	Boston College		3	0
																		255	A	Clemson		0	3
																		255	H	Clemson		3	1
																		256	H	USC Upstate		3	2
																		282	H	William & Mary		3	1
																		303	N	UMass Lowell		3	1
																		319	N	Morgan St.		3	0
<hr/>																							
LAST 10 GAMES																							
						39	H	Notre Dame		2	3	178	A	Virginia Tech		0	3						
						22	H	Louisville		0	3	30	H	Miami (FL)		0	3						
						108	A	Georgia Tech		1	3	41	H	Florida St.		1	3						
						255	A	Clemson		0	3	52	A	North Carolina		2	3						
						193	A	Virginia		3	2	37	A	NC State		0	3						

Non-Div. I Games:

Wake Forest

Average RPI Win: 229		WON-LOST	WINNING	LAST 10	STRENGTH OF	OPP. STRENGTH	TEAM	ADJ	CONF.	ADJ CONF.					
Average RPI Loss: 105		RECORD	PCT. RANK	GAMES	SCHEDULE	OF SCHEDULE	RPI	RPI	RPI	RPI					
DIV. I ONLY		10- 14	.41667	213	4- 6	99	165	169	.49744	169	8	8			
DIV. I NON-CONF.		5- 5	.5	158	0- 0	134	238	153	.50533	153	9	9			
<hr/>															
TOTALS		RPI 1-25	RPI 26-50		W-L RECORDS		RPI 51-100		RPI 101-150		RPI 150+				
10- 14		0- 2	0- 1		OVERALL		0- 5		4- 1		6- 5				
3- 7		0- 1	0- 1		HOME		0- 2		0- 1		3- 2				
5- 5		0- 1	0- 0		AWAY		0- 1		4- 0		1- 3				
2- 2		0- 0	0- 0		NEUTRAL		0- 2		0- 0		2- 0				
5- 5		0- 0	0- 1		NON-CONFERENCE		0- 3		1- 0		4- 1				
2- 2		0- 0	0- 1		HOME		0- 1		0- 0		2- 0				
1- 1		0- 0	0- 0		AWAY		0- 0		1- 0		0- 1				
2- 2		0- 0	0- 0		NEUTRAL		0- 2		0- 0		2- 0				
5- 9		0- 2	0- 0		CONFERENCE		0- 2		3- 1		2- 4				
1- 5		0- 1	0- 0		HOME		0- 1		0- 1		1- 2				
4- 4		0- 1	0- 0		AWAY		0- 1		3- 0		1- 2				
0- 0		0- 0	0- 0		NEUTRAL		0- 0		0- 0		0- 0				
RPI	S	Opponent	Score	RPI	S	Opponent	Score	RPI	S	Opponent	Score				
17	A	Wichita St.	0 3	35	H	LSU	0 3	57	N	Austin Peay	1 3	135	A	Cincinnati	3 2
17	H	Wichita St.	0 3					62	A	SMU	1 3	135	H	Cincinnati	0 3
								78	H	Temple	0 3	136	A	Jacksonville	3 0
								82	H	Northwestern	1 3	140	A	Tulsa	3 2
								88	N	SFA	1 3	145	A	Tulane	3 0
												157	A	East Carolina	1 3
												157	H	East Carolina	1 3
												188	A	Mississippi St.	0 3
												190	H	UConn	0 3
												200	A	Houston	0 3
												265	A	Memphis	3 2
												265	H	Memphis	3 1
												271	N	Presbyterian	3 1
												286	H	Bethune-Cookman	3 1
												320	H	Ark.-Pine Bluff	3 0
												324	N	Grambling	3 0
				LAST 10 GAMES											
				135	A	Cincinnati	3 2	145	A	Tulane	3 0				
				157	A	East Carolina	1 3	190	H	UConn	0 3				
				17	H	Wichita St.	0 3	78	H	Temple	0 3				
				265	H	Memphis	3 1	140	A	Tulsa	3 2				
				200	A	Houston	0 3	62	A	SMU	1 3				

Non-Div. I Games:

South Fla.

Non-Div. I Games:

Loss, Non-Conf, S Site, H Home, A Away, N Neutral Page 171

Average RPI Win:	233	WON-LOST	WINNING	LAST 10	STRENGTH OF	OPP. STRENGTH	TEAM	ADJ	CONF.	ADJ CONF.				
Average RPI Loss:	125	RECORD	PCT. RANK	GAMES	SCHEDULE	OF SCHEDULE	RPI	RPI	RPI	RPI				
DIV. I ONLY	15- 13	.53571	148	6- 4	211	192	172	.49611	171	16	15			
DIV. I NON-CONF.	9- 5	.64286	95	2- 0	215	217	141	.51415	141	14	14			
<hr/>														
TOTALS	RPI 1-25	RPI 26-50		W-L RECORDS		RPI 51-100		RPI 101-150		RPI 150+				
15- 13	0- 0	0- 3		OVERALL		0- 3		2- 3		13- 4				
5- 4	0- 0	0- 1		HOME		0- 1		0- 1		5- 1				
7- 5	0- 0	0- 2		AWAY		0- 2		2- 0		5- 1				
3- 4	0- 0	0- 0		NEUTRAL		0- 0		0- 2		3- 2				
<hr/>														
9- 5	0- 0	0- 1		NON-CONFERENCE		0- 0		1- 2		8- 2				
2- 0	0- 0	0- 0		HOME		0- 0		0- 0		2- 0				
4- 1	0- 0	0- 1		AWAY		0- 0		1- 0		3- 0				
3- 4	0- 0	0- 0		NEUTRAL		0- 0		0- 2		3- 2				
<hr/>														
6- 8	0- 0	0- 2		CONFERENCE		0- 3		1- 1		5- 2				
3- 4	0- 0	0- 1		HOME		0- 1		0- 1		3- 1				
3- 4	0- 0	0- 1		AWAY		0- 2		1- 0		2- 1				
0- 0	0- 0	0- 0		NEUTRAL		0- 0		0- 0		0- 0				
<hr/>														
RPI S	Opponent	Score	RPI S	Opponent	Score	RPI S	Opponent	Score	RPI S	Opponent	Score			
39	A	Notre Dame	1	3	51	A	Missouri St.	1	3	110	A	Drake	3	0
46	A	UNI	2	3	96	A	Illinois St.	2	3	110	H	Drake	0	3
46	H	UNI	1	3	96	H	Illinois St.	0	3	121	N	St. John's (NY)	0	3
										122	N	New Mexico St.	1	3
										143	A	Cornell	3	1
										173	N	Northern Ariz.	0	3
										183	H	Eastern Ill.	3	1
										185	N	McNeese	3	1
										210	N	Rhode Island	3	0
										222	H	Fort Wayne	3	0
										224	N	CSU Bakersfield	1	3
										246	A	Southern Ill.	1	3
										250	H	Indiana St.	0	3
										254	N	Binghamton	3	1
										258	H	Evansville	3	0
										259	A	Bradley	3	0
										259	H	Bradley	3	0
										262	A	Loyola Chicago	3	1
262	H	Loyola Chicago	3	0										
285	A	Chicago St.	3	0										
294	A	Western Ill.	3	0										
313	A	South Dakota St.	3	0										
<hr/>														
LAST 10 GAMES														
259	H	Bradley	3	0	46	A	UNI	2	3					
96	H	Illinois St.	0	3	110	A	Drake	3	0					
285	A	Chicago St.	3	0	222	H	Fort Wayne	3	0					
51	A	Missouri St.	1	3	258	H	Evansville	3	0					
262	H	Loyola Chicago	3	0	250	H	Indiana St.	0	3					

Non-Div. I Games:

Valparaiso

B
r
y
a
n
t

Bryant

RPI	S	Opponent	Score	
330	H	Manhattan	3	0

Bryant

B
r
y
a
n
t

B
r
y
a
n
t

Average RPI Win: 204		WON-LOST	WINNING	LAST 10	STRENGTH OF		OPP. STRENGTH	TEAM	ADJ	CONF.	ADJ CONF.
Average RPI Loss: 140		RECORD	PCT. RANK	GAMES	SCHEDULE		OF SCHEDULE	RPI	RPI	RPI	RPI
DIV. I ONLY		12- 13	.48 176	6- 4	151		184	173	.49524 173	18	18
DIV. I NON-CONF.		4- 7	.36364 231	0- 0	122		166	194	.48186 194	17	17
TOTALS		RPI 1-25	RPI 26-50	W-L RECORDS	RPI 51-100		RPI 101-150	RPI 150+			
12- 13	0- 0		0- 3	OVERALL	1- 2		2- 2	9- 6			
4- 6	0- 0		0- 0	HOME	1- 0		1- 2	2- 4			
6- 5	0- 0		0- 2	AWAY	0- 2		1- 0	5- 1			
2- 2	0- 0		0- 1	NEUTRAL	0- 0		0- 0	2- 1			
4- 7	0- 0		0- 3	NON-CONFERENCE	0- 1		0- 1	4- 2			
1- 2	0- 0		0- 0	HOME	0- 0		0- 1	1- 1			
1- 3	0- 0		0- 2	AWAY	0- 1		0- 0	1- 0			
2- 2	0- 0		0- 1	NEUTRAL	0- 0		0- 0	2- 1			
8- 6	0- 0		0- 0	CONFERENCE	1- 1		2- 1	5- 4			
3- 4	0- 0		0- 0	HOME	1- 0		1- 1	1- 3			
5- 2	0- 0		0- 0	AWAY	0- 1		1- 0	4- 1			
0- 0	0- 0		0- 0	NEUTRAL	0- 0		0- 0	0- 0			
RPI S	Opponent	Score	RPI S	Opponent	Score	RPI S	Opponent	Score	RPI S	Opponent	Score
			32 N	Western Ky.	0 3	71 A	Miami (OH)	1 3	103 A	Portland St.	3 1
			49 A	Hawaii	0 3	86 A	Sacramento St.	1 3	103 H	Portland St.	3 1
			49 A	Hawaii	0 3	86 H	Sacramento St.	3 2	119 H	Arizona St.	1 3
									123 H	Idaho	2 3
									167 H	Utah St.	1 3
									171 N	Valparaiso	3 0
									181 H	Northern Colo.	2 3
									218 A	Montana St.	3 1
									220 A	Idaho St.	3 0
									220 H	Idaho St.	3 0
									224 H	CSU Bakersfield	3 1
									224 N	CSU Bakersfield	1 3
									234 A	Weber St.	0 3
									234 H	Weber St.	2 3
									246 N	Southern Ill.	3 2
									251 A	Montana	3 0
									253 H	Eastern Wash.	0 3
									288 A	Southern Utah	3 0
									313 A	South Dakota St.	3 0
			LAST 10 GAMES								
			220 H	Idaho St.	3 0	218 A	Montana St.	3 1			
			234 H	Weber St.	2 3	86 A	Sacramento St.	1 3			
			103 H	Portland St.	3 1	103 A	Portland St.	3 1			
			86 H	Sacramento St.	3 2	123 H	Idaho	2 3			
			251 A	Montana	3 0	253 H	Eastern Wash.	0 3			

Non-Div. I Games:

Northern Ariz.

Average RPI Win: 247		WON-LOST RECORD		WINNING PCT. RANK		LAST 10 GAMES		STRENGTH OF SCHEDULE		OPP. STRENGTH OF SCHEDULE		TEAM RPI		ADJ RPI		CONF. RPI		ADJ CONF. RPI	
DIV. I ONLY		17- 10		.62963 99		8- 2		286		233		174		.49506 174		23		23	
DIV. I NON-CONF.		7- 6		.53846 145		0- 0		312		196		236		.45087 236		27		27	
TOTALS		RPI 1-25		RPI 26-50		W-L RECORDS		RPI 51-100		RPI 101-150		RPI 150+							
17- 10		0- 0		0- 0		OVERALL		1- 4		1- 1		15- 5							
10- 4		0- 0		0- 0		HOME		1- 2		1- 0		8- 2							
6- 2		0- 0		0- 0		AWAY		0- 1		0- 1		6- 0							
1- 4		0- 0		0- 0		NEUTRAL		0- 1		0- 0		1- 3							
7- 6		0- 0		0- 0		NON-CONFERENCE		0- 2		0- 0		7- 4							
5- 2		0- 0		0- 0		HOME		0- 1		0- 0		5- 1							
1- 0		0- 0		0- 0		AWAY		0- 0		0- 0		1- 0							
1- 4		0- 0		0- 0		NEUTRAL		0- 1		0- 0		1- 3							
10- 4		0- 0		0- 0		CONFERENCE		1- 2		1- 1		8- 1							
5- 2		0- 0		0- 0		HOME		1- 1		1- 0		3- 1							
5- 2		0- 0		0- 0		AWAY		0- 1		0- 1		5- 0							
0- 0		0- 0		0- 0		NEUTRAL		0- 0		0- 0		0- 0							
RPI	S	Opponent		Score		RPI	S	Opponent		Score		RPI	S	Opponent		Score			

Average RPI Win:	262	WON-LOST RECORD	WINNING PCT. RANK	LAST 10 GAMES	STRENGTH OF SCHEDULE	OPP. STRENGTH OF SCHEDULE	TEAM RPI	ADJ RPI	CONF. RPI	ADJ CONF. RPI		
DIV. I ONLY		17- 11	.60714	112	4- 6	264	266	176	.49293	175	23	23
DIV. I NON-CONF.		9- 5	.64286	95	0- 0	276	266	184	.48771	185	27	27
<hr/>												
TOTALS	RPI 1-25	RPI 26-50		W-L RECORDS		RPI 51-100		RPI 101-150		RPI 150+		
17- 11	0- 0	0- 0		OVERALL		1- 6		1- 1		15- 4		
10- 5	0- 0	0- 0		HOME		1- 2		1- 0		8- 3		
4- 5	0- 0	0- 0		AWAY		0- 3		0- 1		4- 1		
3- 1	0- 0	0- 0		NEUTRAL		0- 1		0- 0		3- 0		
<hr/>												
9- 5	0- 0	0- 0		NON-CONFERENCE		1- 3		0- 0		8- 2		
5- 3	0- 0	0- 0		HOME		1- 1		0- 0		4- 2		
1- 1	0- 0	0- 0		AWAY		0- 1		0- 0		1- 0		
3- 1	0- 0	0- 0		NEUTRAL		0- 1		0- 0		3- 0		
<hr/>												
8- 6	0- 0	0- 0		CONFERENCE		0- 3		1- 1		7- 2		
5- 2	0- 0	0- 0		HOME		0- 1		1- 0		4- 1		
3- 4	0- 0	0- 0		AWAY		0- 2		0- 1		3- 1		
0- 0	0- 0	0- 0		NEUTRAL		0- 0		0- 0		0- 0		
<hr/>												
RPI S	Opponent	Score	RPI S	Opponent	Score	RPI S	Opponent	Score	RPI S	Opponent	Score	
						64 A	TCU	1 3	102 A	Colgate	0 3	
						72 H	Radford	0 3	102 H	Colgate	3 0	
						73 N	Duke	2 3	165 H	Central Conn. St.	2 3	
						76 A	Navy	1 3	174 H	Army West Point	2 3	
						77 H	Villanova	3 0	197 N	Utah Valley	3 0	
						81 A	American	0 3	211 A	Sacred Heart	3 1	
						81 H	American	1 3	230 A	Bucknell	2 3	
									230 H	Bucknell	3 0	
									252 H	Marist	1 3	
									266 H	Saint Francis (PA)	3 0	
									274 N	Brown	3 0	
									277 A	Loyola Maryland	3 0	
									277 H	Loyola Maryland	3 1	
									302 N	Hartford	3 0	
									309 A	Holy Cross	3 1	
									309 H	Holy Cross	3 0	
									316 A	Lafayette	3 0	
									316 H	Lafayette	3 1	
									321 H	Coppin St.	3 0	
									332 H	Norfolk St.	3 0	
									333 H	Saint Peter's	3 0	
<hr/>												
LAST 10 GAMES												
			81 H	American	1 3	309 A	Holy Cross	3 1				
			277 A	Loyola Maryland	3 0	174 H	Army West Point	2 3				
			316 A	Lafayette	3 0	76 A	Navy	1 3				
			230 A	Bucknell	2 3	277 H	Loyola Maryland	3 1				
			102 A	Colgate	0 3	81 A	American	0 3				

Non-Div. I Games:

Lehigh

Average RPI Win:	275	WON-LOST	WINNING	LAST 10		STRENGTH OF	OPP. STRENGTH	TEAM		ADJ	CONF.	ADJ CONF.			
Average RPI Loss:	151	RECORD	PCT. RANK	GAMES		SCHEDULE	OF SCHEDULE	RPI		RPI	RPI	RPI			
DIV. I ONLY		20- 6	.76923	38	10- 0	316	293	177		.4927	176	30	30		
DIV. I NON-CONF.		5- 6	.45455	197	0- 0	285	83	235		.45283	235	30	30		
<hr/>															
TOTALS	RPI 1-25	RPI 26-50		W-L RECORDS		RPI 51-100		RPI 101-150		RPI 150+					
20- 6	0- 0	0- 2		OVERALL		0- 0		1- 0		19- 4					
7- 2	0- 0	0- 2		HOME		0- 0		0- 0		7- 0					
12- 1	0- 0	0- 0		AWAY		0- 0		1- 0		11- 1					
1- 3	0- 0	0- 0		NEUTRAL		0- 0		0- 0		1- 3					
<hr/>															
5- 6	0- 0	0- 2		NON-CONFERENCE		0- 0		1- 0		4- 4					
1- 2	0- 0	0- 2		HOME		0- 0		0- 0		1- 0					
3- 1	0- 0	0- 0		AWAY		0- 0		1- 0		2- 1					
1- 3	0- 0	0- 0		NEUTRAL		0- 0		0- 0		1- 3					
<hr/>															
15- 0	0- 0	0- 0		CONFERENCE		0- 0		0- 0		15- 0					
6- 0	0- 0	0- 0		HOME		0- 0		0- 0		6- 0					
9- 0	0- 0	0- 0		AWAY		0- 0		0- 0		9- 0					
0- 0	0- 0	0- 0		NEUTRAL		0- 0		0- 0		0- 0					
<hr/>															
RPI	S	Opponent	Score	RPI	S	Opponent	Score	RPI	S	Opponent	Score				
				42	H	Washington St.	0 3			121	A	St. John's (NY)	3 1		
				42	H	Washington St.	0 3			163	N	Providence	0 3		
										204	A	Niagara	3 2		
										209	N	Milwaukee	2 3		
										211	A	Sacred Heart	1 3		
										214	H	New Hampshire	3 1		
										231	A	Boston College	3 0		
										238	N	Samford	2 3		
										245	N	UAB	3 2		
										252	A	Marist	3 0		
										252	H	Marist	3 1		
										262	A	Loyola Chicago	3 1		
										287	A	Iona	3 2		
										287	H	Iona	3 0		
										291	A	Rider	3 0		
										291	H	Rider	3 1		
										300	A	Canisius	3 0		
										305	A	Quinnipiac	3 0		
										305	H	Quinnipiac	3 0		
										318	A	Siena	3 0		
										330	A	Manhattan	3 0		
				LAST 10 GAMES						330	H	Manhattan	3 0		
				291	A	Rider	3 0	330	H	Manhattan	3 0	333	A	Saint Peter's	3 0
				333	A	Saint Peter's	3 0	318	A	Siena	3 0	333	H	Saint Peter's	3 0
				252	H	Marist	3 1	252	A	Marist	3 0				
				305	A	Quinnipiac	3 0	305	H	Quinnipiac	3 0				
				287	H	Iona	3 0	204	A	Niagara	3 2				

Non-Div. I Games:

Fairfield

Average RPI Win:		257	WON-LOST RECORD		WINNING PCT. RANK		LAST 10 GAMES		STRENGTH OF SCHEDULE		OPP. STRENGTH OF SCHEDULE		TEAM RPI		ADJ RPI		CONF. RPI		ADJ CONF. RPI				
DIV. I ONLY			10- 13		.43478 200		9- 1		128		135		178		.49256 177		29		29				
DIV. I NON-CONF.			0- 12		0 320		0- 0		44		37		253		.44318 249		28		28				
TOTALS		RPI 1-25		RPI 26-50		W-L RECORDS		RPI 51-100		RPI 101-150		RPI 150+											
10- 13		0- 2		0- 2		OVERALL		0- 4		0- 2		10- 3											
5- 4		0- 0		0- 0		HOME		0- 1		0- 2		5- 1											
5- 4		0- 1		0- 1		AWAY		0- 2		0- 0		5- 0											
0- 5		0- 1		0- 1		NEUTRAL		0- 1		0- 0		0- 2											
0- 12		0- 2		0- 2		NON-CONFERENCE		0- 4		0- 2		0- 2											
0- 3		0- 0		0- 0		HOME		0- 1		0- 2		0- 0											
0- 4		0- 1		0- 1		AWAY		0- 2		0- 0		0- 0											
0- 5		0- 1		0- 1		NEUTRAL		0- 1		0- 0		0- 2											
10- 1		0- 0		0- 0		CONFERENCE		0- 0		0- 0		10- 1											
5- 1		0- 0		0- 0		HOME		0- 0		0- 0		5- 1											
5- 0		0- 0		0- 0		AWAY		0- 0		0- 0		5- 0											
0- 0		0- 0		0- 0		NEUTRAL		0- 0		0- 0		0- 0											
RPI	S	Opponent		Score		RPI	S	Opponent		Score		RPI	S	Opponent		Score							
11	N	Colorado		0	3	29	A	Colorado St.		0	3	61	N	Princeton		0	3						
18	A	Southern California		1	3	34	N	Michigan		0	3	77	A	Villanova		0	3						
												78	H	Temple		0	3						
												89	A	Loyola Marymount		0	3						
														102 H Colgate		1	3						
														121 H St. John's (NY)		0	3						
														161 N Xavier		1	3						
														162 H Stony Brook		3	1						
														190 N UConn		0	3						
														214 A New Hampshire		3	0						
														214 H New Hampshire		2	3						
														237 A UMBC		3	1						
														237 H UMBC		3	0						
														254 A Binghamton		3	0						
														254 H Binghamton		3	1						
														302 A Hartford		3	0						
														302 H Hartford		3	0						
														303 A UMass Lowell		3	0						
														303 H UMass Lowell		3	1						
LAST 10 GAMES																							
302 H Hartford						3 0						254 A Binghamton						3 0					
237 H UMBC						3 0						162 H Stony Brook						3 1					
214 A New Hampshire						3 0						302 A Hartford						3 0					
303 A UMass Lowell						3 0						303 H UMass Lowell						3 1					
237 A UMBC						3 1						214 H New Hampshire						2 3					

Non-Div. I Games:

Albany (NY)

Average RPI Win:	191	WON-LOST	WINNING	LAST 10	STRENGTH OF	OPP. STRENGTH	TEAM	ADJ	CONF.	ADJ CONF.			
Average RPI Loss:	77	RECORD	PCT. RANK	GAMES	SCHEDULE	OF SCHEDULE	RPI	RPI	RPI	RPI			
DIV. I ONLY	9- 16	.36	241	2- 8	106	68	180	.4921	178	5	5		
DIV. I NON-CONF.	6- 5	.54545	141	0- 0	127	124	124	.5286	124	5	5		
<hr/>													
TOTALS	RPI 1-25	RPI 26-50		W-L RECORDS	RPI 51-100		RPI 101-150		RPI 150+				
9- 16	0- 1	0- 6		OVERALL	2- 5		0- 2		7- 2				
2- 6	0- 1	0- 1		HOME	0- 3		0- 1		2- 0				
3- 8	0- 0	0- 4		AWAY	1- 1		0- 1		2- 2				
4- 2	0- 0	0- 1		NEUTRAL	1- 1		0- 0		3- 0				
<hr/>													
6- 5	0- 0	0- 1		NON-CONFERENCE	2- 3		0- 0		4- 1				
0- 2	0- 0	0- 0		HOME	0- 2		0- 0		0- 0				
2- 1	0- 0	0- 0		AWAY	1- 0		0- 0		1- 1				
4- 2	0- 0	0- 1		NEUTRAL	1- 1		0- 0		3- 0				
<hr/>													
3- 11	0- 1	0- 5		CONFERENCE	0- 2		0- 2		3- 1				
2- 4	0- 1	0- 1		HOME	0- 1		0- 1		2- 0				
1- 7	0- 0	0- 4		AWAY	0- 1		0- 1		1- 1				
0- 0	0- 0	0- 0		NEUTRAL	0- 0		0- 0		0- 0				
<hr/>													
RPI S	Opponent	Score	RPI S	Opponent	Score	RPI S	Opponent	Score	RPI S	Opponent	Score		
22 H	Louisville	1 3	27 A	Pittsburgh	0 3	52 A	North Carolina	1 3	108 H	Georgia Tech	0 3		
			30 A	Miami (FL)	1 3	62 N	SMU	3 0	116 A	Syracuse	0 3		
			37 A	NC State	1 3	70 N	Ole Miss	2 3	168 H	Wake Forest	3 0		
			39 H	Notre Dame	1 3	72 H	Radford	0 3	179 A	Marshall	0 3		
			41 A	Florida St.	1 3	73 H	Duke	2 3	193 A	Virginia	3 1		
			43 N	Maryland	0 3	93 A	Arkansas St.	3 1	207 N	Toledo	3 1		
						97 H	ETSU	0 3	209 A	Milwaukee	3 2		
									220 N	Idaho St.	3 2		
									231 A	Boston College	1 3		
									255 H	Clemson	3 1		
									313 N	South Dakota St.	3 0		
<hr/>													
LAST 10 GAMES													
255 H Clemson						3	1	168 H Wake Forest				3	0
108 H Georgia Tech						0	3	37 A NC State				1	3
231 A Boston College						1	3	52 A North Carolina				1	3
116 A Syracuse						0	3	39 H Notre Dame				1	3
73 H Duke						2	3	22 H Louisville				1	3

Non-Div. I Games:

Virginia Tech

Average RPI Win: 188		WON-LOST	WINNING	LAST 10	STRENGTH OF		OPP. STRENGTH	TEAM	ADJ	CONF.	ADJ CONF.
Average RPI Loss: 159		RECORD	PCT. RANK	GAMES	SCHEDULE		OF SCHEDULE	RPI	RPI	RPI	RPI
DIV. I ONLY		14- 11	.56	131	3- 7		270	116	183	.49042	180
DIV. I NON-CONF.		7- 4	.63636	99	0- 0		267	116	157	.50319	155
TOTALS		RPI 1-25	RPI 26-50		W-L RECORDS		RPI 51-100		RPI 101-150		RPI 150+
14- 11	0- 0	0- 0		OVERALL		2- 1		3- 2		9- 8	
7- 1	0- 0	0- 0		HOME		0- 0		2- 1		5- 0	
2- 9	0- 0	0- 0		AWAY		1- 1		0- 1		1- 7	
5- 1	0- 0	0- 0		NEUTRAL		1- 0		1- 0		3- 1	
7- 4	0- 0	0- 0		NON-CONFERENCE		1- 1		2- 0		4- 3	
2- 0	0- 0	0- 0		HOME		0- 0		1- 0		1- 0	
0- 3	0- 0	0- 0		AWAY		0- 1		0- 0		0- 2	
5- 1	0- 0	0- 0		NEUTRAL		1- 0		1- 0		3- 1	
7- 7	0- 0	0- 0		CONFERENCE		1- 0		1- 2		5- 5	
5- 1	0- 0	0- 0		HOME		0- 0		1- 1		4- 0	
2- 6	0- 0	0- 0		AWAY		1- 0		0- 1		1- 5	
0- 0	0- 0	0- 0		NEUTRAL		0- 0		0- 0		0- 0	
RPI S	Opponent	Score	RPI S	Opponent	Score	RPI S	Opponent	Score	RPI S	Opponent	Score
						67 A	Tennessee	1 3	115 A	Ball St.	1 3
						71 A	Miami (OH)	3 1	124 H	Bowling Green	1 3
						74 N	Texas St.	3 1	132 H	Oakland	3 0
									135 N	Cincinnati	3 1
									144 H	Ohio	3 1
									154 A	Central Mich.	0 3
									154 H	Central Mich.	3 1
									161 A	Xavier	2 3
									166 A	Buffalo	1 3
									182 A	UNCW	2 3
									184 N	Wofford	2 3
									187 A	Northern Ill.	1 3
									187 H	Northern Ill.	3 1
									205 A	Eastern Mich.	0 3
									205 H	Eastern Mich.	3 1
									207 A	Toledo	1 3
									215 N	Liberty	3 0
									222 H	Kent St.	3 1
									242 N	George Washington	3 1
									246 H	Southern Ill.	3 0
									284 A	Akron	3 1
									319 N	Morgan St.	3 0
LAST 10 GAMES											
						154 A	Central Mich.	0 3	222 H	Kent St.	3 1
						205 A	Eastern Mich.	0 3	166 A	Buffalo	1 3
						124 H	Bowling Green	1 3	284 A	Akron	3 1
						187 A	Northern Ill.	1 3	207 A	Toledo	1 3
						144 H	Ohio	3 1	115 A	Ball St.	1 3

Non-Div. I Games:

Western Mich.

Average RPI Win: 229		WON-LOST	WINNING	LAST 10	STRENGTH OF		OPP. STRENGTH	TEAM	ADJ	CONF.	ADJ CONF.
Average RPI Loss: 128		RECORD	PCT. RANK	GAMES	SCHEDULE		OF SCHEDULE	RPI	RPI	RPI	RPI
DIV. I ONLY		13- 14	.48148	171	4- 6		175	193	184	.49036	181
DIV. I NON-CONF.		7- 6	.53846	145	0- 0		130	199	130	.51967	131
TOTALS		RPI 1-25	RPI 26-50		W-L RECORDS		RPI 51-100		RPI 101-150		RPI 150+
13- 14	0- 0	0- 1		OVERALL		0- 4		1- 5		12- 4	
6- 7	0- 0	0- 0		HOME		0- 3		1- 2		5- 2	
4- 6	0- 0	0- 1		AWAY		0- 1		0- 2		4- 2	
3- 1	0- 0	0- 0		NEUTRAL		0- 0		0- 1		3- 0	
7- 6	0- 0	0- 1		NON-CONFERENCE		0- 2		1- 2		6- 1	
3- 3	0- 0	0- 0		HOME		0- 2		1- 1		2- 0	
1- 2	0- 0	0- 1		AWAY		0- 0		0- 0		1- 1	
3- 1	0- 0	0- 0		NEUTRAL		0- 0		0- 1		3- 0	
6- 8	0- 0	0- 0		CONFERENCE		0- 2		0- 3		6- 3	
3- 4	0- 0	0- 0		HOME		0- 1		0- 1		3- 2	
3- 4	0- 0	0- 0		AWAY		0- 1		0- 2		3- 1	
0- 0	0- 0	0- 0		NEUTRAL		0- 0		0- 0		0- 0	
RPI S	Opponent	Score	RPI S	Opponent	Score	RPI S	Opponent	Score	RPI S	Opponent	Score
			29 A	Colorado St.	0 3	70 H	Ole Miss	0 3	103 A	Portland St.	1 3
						73 H	Duke	0 3	104 H	UCF	2 3
						86 A	Sacramento St.	0 3	123 A	Idaho	0 3
						87 H	North Dakota	0 3	123 H	Idaho	0 3
									129 N	Portland	1 3
									138 H	South Dakota	3 2
									158 A	New Mexico	3 0
									159 A	North Dakota St.	0 3
									173 A	Northern Ariz.	3 2
									202 H	Air Force	3 0
									218 A	Montana St.	3 0
									218 H	Montana St.	3 0
									220 H	Idaho St.	0 3
									228 N	UT Arlington	3 1
									234 H	Weber St.	1 3
									251 A	Montana	3 0
									251 H	Montana	3 0
									253 A	Eastern Wash.	2 3
									253 H	Eastern Wash.	3 1
									269 N	Florida A&M	3 1
									295 N	San Francisco	3 0
									320 H	Ark.-Pine Bluff	3 0
LAST 10 GAMES											
			253 A	Eastern Wash.	2 3	234 H	Weber St.	1 3			
			123 A	Idaho	0 3	218 A	Montana St.	3 0			
			251 H	Montana	3 0	251 A	Montana	3 0			
			218 H	Montana St.	3 0	86 A	Sacramento St.	0 3			
			220 H	Idaho St.	0 3	103 A	Portland St.	1 3			

Non-Div. I Games:

Northern Colo.

UNCW

Average RPI Win: 223		WON-LOST RECORD	WINNING PCT. RANK		LAST 10 GAMES	STRENGTH OF SCHEDULE	OPP. STRENGTH OF SCHEDULE	TEAM RPI	ADJ RPI		CONF. RPI	ADJ CONF. RPI
Average RPI Loss: 104												
DIV. I ONLY		9- 17	.34615	250	3- 7	68	172	185	.49	182	10	10
DIV. I NON-CONF.		6- 6	.5	158	0- 0	163	172	161	.50119	159	12	12
TOTALS		RPI 1-25	RPI 26-50		W-L RECORDS	RPI 51-100		RPI 101-150		RPI 150+		
9- 17	0- 0		0- 4		OVERALL	0- 6		2- 3		7- 4		
7- 5	0- 0		0- 1		HOME	0- 2		1- 1		6- 1		
1- 10	0- 0		0- 2		AWAY	0- 3		0- 2		1- 3		
1- 2	0- 0		0- 1		NEUTRAL	0- 1		1- 0		0- 0		
6- 6	0- 0		0- 2		NON-CONFERENCE	0- 2		1- 0		5- 2		
5- 1	0- 0		0- 0		HOME	0- 0		0- 0		5- 1		
0- 3	0- 0		0- 1		AWAY	0- 1		0- 0		0- 1		
1- 2	0- 0		0- 1		NEUTRAL	0- 1		1- 0		0- 0		
3- 11	0- 0		0- 2		CONFERENCE	0- 4		1- 3		2- 2		
2- 4	0- 0		0- 1		HOME	0- 2		1- 1		1- 0		
1- 7	0- 0		0- 1		AWAY	0- 2		0- 2		1- 2		
0- 0	0- 0		0- 0		NEUTRAL	0- 0		0- 0		0- 0		
RPI S	Opponent	Score	RPI S	Opponent	Score	RPI S	Opponent	Score	RPI S	Opponent	Score	
			37 N	NC State	2 3	65 A	Towson	2 3	113 A	Northeastern	1 3	
			47 A	Col. of Charleston	0 3	65 H	Towson	1 3	113 H	Northeastern	3 0	
			47 H	Col. of Charleston	1 3	69 A	James Madison	1 3	114 A	Hofstra	1 3	
			50 A	High Point	0 3	69 H	James Madison	0 3	114 H	Hofstra	2 3	
						73 A	Duke	0 3	118 N	South Carolina	3 1	
						82 N	Northwestern	0 3	152 A	Elon	0 3	
									155 A	Campbell	0 3	
									180 H	Western Mich.	3 2	
									215 H	Liberty	3 1	
									232 H	Appalachian St.	1 3	
									260 A	Delaware	3 0	
									260 H	Delaware	3 2	
									261 H	Davidson	3 1	
									277 H	Loyola Maryland	3 0	
									282 A	William & Mary	1 3	
									319 H	Morgan St.	3 0	
LAST 10 GAMES												
			65 A	Towson	2 3	113 H	Northeastern	3 0				
			260 A	Delaware	3 0	152 A	Elon	0 3				
			47 A	Col. of Charleston	0 3	282 A	William & Mary	1 3				
			114 H	Hofstra	2 3	65 H	Towson	1 3				
			69 H	James Madison	0 3	260 H	Delaware	3 2				

Non-Div. I Games:

UNCW

Average RPI Win:	242	WON-LOST	WINNING	LAST 10	STRENGTH OF	OPP. STRENGTH	TEAM	ADJ	CONF.	ADJ CONF.	
Average RPI Loss:	154	RECORD	PCT. RANK	GAMES	SCHEDULE	OF SCHEDULE	RPI	RPI	RPI	RPI	
DIV. I ONLY	13- 13	.5	158	6- 4	154	272	175	.48968	183	24	24
DIV. I NON-CONF.	6- 6	.5	158	0- 0	261	256	219	.45696	227	26	26
<hr/>											
TOTALS	RPI 1-25	RPI 26-50		W-L RECORDS		RPI 51-100		RPI 101-150		RPI 150+	
13- 13	0- 0	0- 0		OVERALL		0- 5		1- 3		12- 5	
8- 6	0- 0	0- 0		HOME		0- 2		0- 2		8- 2	
3- 6	0- 0	0- 0		AWAY		0- 3		0- 1		3- 2	
2- 1	0- 0	0- 0		NEUTRAL		0- 0		1- 0		1- 1	
<hr/>											
6- 6	0- 0	0- 0		NON-CONFERENCE		0- 1		1- 1		5- 4	
3- 3	0- 0	0- 0		HOME		0- 0		0- 1		3- 2	
1- 2	0- 0	0- 0		AWAY		0- 1		0- 0		1- 1	
2- 1	0- 0	0- 0		NEUTRAL		0- 0		1- 0		1- 1	
<hr/>											
7- 7	0- 0	0- 0		CONFERENCE		0- 4		0- 2		7- 1	
5- 3	0- 0	0- 0		HOME		0- 2		0- 1		5- 0	
2- 4	0- 0	0- 0		AWAY		0- 2		0- 1		2- 1	
0- 0	0- 0	0- 0		NEUTRAL		0- 0		0- 0		0- 0	
<hr/>											
RPI S	Opponent	Score	RPI S	Opponent	Score	RPI S	Opponent	Score	RPI S	Opponent	Score
						57 A	Austin Peay	1 3	131 H	Green Bay	0 3
						57 H	Austin Peay	0 3	137 N	UC Davis	3 0
						59 A	Denver	0 3	141 A	Murray St.	1 3
						83 A	SIUE	0 3	141 H	Murray St.	1 3
						83 H	SIUE	1 3	153 A	Belmont	3 0
									171 A	Valparaiso	1 3
									195 A	Eastern Ky.	3 1
									204 N	Niagara	0 3
									216 H	Jacksonville St.	3 2
									236 H	UT Martin	3 1
									248 H	Tennessee St.	3 1
									250 A	Indiana St.	3 2
									259 H	Bradley	3 2
									265 H	Memphis	3 2
									280 H	Southeast Mo. St.	3 0
									283 N	Cal St. Fullerton	3 0
									285 H	Chicago St.	2 3
			294 H	Western Ill.	0 3						
			296 A	Morehead St.	0 3						
			311 H	Alabama A&M	3 0						
			314 H	Tennessee Tech	3 0						
			LAST 10 GAMES								
			153 A	Belmont	3 0	314 H	Tennessee Tech	3 0			
			83 A	SIUE	0 3	195 A	Eastern Ky.	3 1			
			141 H	Murray St.	1 3	296 A	Morehead St.	0 3			
			57 H	Austin Peay	0 3	236 H	UT Martin	3 1			
			216 H	Jacksonville St.	3 2	280 H	Southeast Mo. St.	3 0			

Non-Div. I Games:

Eastern Ill.

Average RPI Win: 245		WON-LOST	WINNING	LAST 10	STRENGTH OF		OPP. STRENGTH	TEAM	ADJ	CONF.	ADJ CONF.
Average RPI Loss: 160		RECORD	PCT. RANK	GAMES	SCHEDULE		OF SCHEDULE	RPI	RPI	RPI	RPI
DIV. I ONLY		18- 10	.64286	89	294		251	179	.4896	184	21
DIV. I NON-CONF.		10- 4	.71429	73	305		260	179	.48867	182	21
TOTALS		RPI 1-25	RPI 26-50		W-L RECORDS		RPI 51-100		RPI 101-150		RPI 150+
18- 10	0- 0	0- 0		OVERALL		1- 2		1- 4		16- 4	
7- 2	0- 0	0- 0		HOME		0- 1		1- 1		6- 0	
5- 6	0- 0	0- 0		AWAY		0- 1		0- 2		5- 3	
6- 2	0- 0	0- 0		NEUTRAL		1- 0		0- 1		5- 1	
10- 4	0- 0	0- 0		NON-CONFERENCE		1- 1		0- 1		9- 2	
1- 0	0- 0	0- 0		HOME		0- 0		0- 0		1- 0	
3- 2	0- 0	0- 0		AWAY		0- 1		0- 0		3- 1	
6- 2	0- 0	0- 0		NEUTRAL		1- 0		0- 1		5- 1	
8- 6	0- 0	0- 0		CONFERENCE		0- 1		1- 3		7- 2	
6- 2	0- 0	0- 0		HOME		0- 1		1- 1		5- 0	
2- 4	0- 0	0- 0		AWAY		0- 0		0- 2		2- 2	
0- 0	0- 0	0- 0		NEUTRAL		0- 0		0- 0		0- 0	
RPI S	Opponent	Score	RPI S	Opponent	Score	RPI S	Opponent	Score	RPI S	Opponent	Score
						60 N	Georgia	3 2	107 A	Furman	0 3
						67 A	Tennessee	0 3	107 H	Furman	1 3
						97 H	ETSU	1 3	125 N	FGCU	0 3
									130 A	UNCG	2 3
									130 H	UNCG	3 2
									180 N	Western Mich.	3 2
									198 H	Chattanooga	3 2
									225 A	Western Caro.	1 3
									225 H	Western Caro.	3 2
									233 A	Winthrop	3 0
									238 A	Samford	1 3
									238 H	Samford	3 0
									242 N	George Washington	2 3
									256 N	USC Upstate	3 0
									261 A	Davidson	1 3
									261 N	Davidson	3 1
									264 A	Mercer	3 0
									264 H	Mercer	3 1
									271 H	Presbyterian	3 1
									276 A	Georgia St.	3 0
									279 A	Gardner-Webb	3 0
									306 A	The Citadel	3 1
									306 H	The Citadel	3 0
									327 N	N.C. Central	3 0
									331 N	South Carolina St.	3 0
			LAST 10 GAMES								
			130 A	UNCG	2 3	107 A	Furman	0 3			
			225 A	Western Caro.	1 3	198 H	Chattanooga	3 2			
			306 A	The Citadel	3 1	97 H	ETSU	1 3			
			264 H	Mercer	3 1	225 H	Western Caro.	3 2			
			238 H	Samford	3 0	130 H	UNCG	3 2			

Non-Div. I Games:

Wofford

Average RPI Win:	262	WON-LOST RECORD	WINNING PCT. RANK	LAST 10 GAMES	STRENGTH OF SCHEDULE	OPP. STRENGTH OF SCHEDULE	TEAM RPI	ADJ RPI	CONF. RPI	ADJ CONF. RPI		
DIV. I ONLY		18- 11	.62069	105	7- 3	289	267	187	.48883	185	27	27
DIV. I NON-CONF.		9- 6	.6	119	1- 0	257	264	188	.48433	188	24	24
<hr/>												
TOTALS	RPI 1-25	RPI 26-50		W-L RECORDS		RPI 51-100		RPI 101-150		RPI 150+		
18- 11	0- 0	0- 0		OVERALL		1- 2		0- 5		17- 4		
7- 3	0- 0	0- 0		HOME		1- 0		0- 1		6- 2		
7- 4	0- 0	0- 0		AWAY		0- 1		0- 2		7- 1		
4- 4	0- 0	0- 0		NEUTRAL		0- 1		0- 2		4- 1		
<hr/>												
9- 6	0- 0	0- 0		NON-CONFERENCE		0- 1		0- 3		9- 2		
2- 0	0- 0	0- 0		HOME		0- 0		0- 0		2- 0		
3- 2	0- 0	0- 0		AWAY		0- 0		0- 1		3- 1		
4- 4	0- 0	0- 0		NEUTRAL		0- 1		0- 2		4- 1		
<hr/>												
9- 5	0- 0	0- 0		CONFERENCE		1- 1		0- 2		8- 2		
5- 3	0- 0	0- 0		HOME		1- 0		0- 1		4- 2		
4- 2	0- 0	0- 0		AWAY		0- 1		0- 1		4- 0		
0- 0	0- 0	0- 0		NEUTRAL		0- 0		0- 0		0- 0		
<hr/>												
RPI S	Opponent	Score	RPI S	Opponent	Score	RPI S	Opponent	Score	RPI S	Opponent	Score	
						54 N	Alabama	2 3	110 N	Drake	2 3	
						63 H	Central Ark.	3 2	117 A	South Ala.	0 3	
						88 A	SFA	1 3	128 A	A&M-Corpus Christi	1 3	
						133 H	Houston Baptist	0 3				
						134 N	Southern Miss.	1 3				
						171 N	Valparaiso	1 3				
						188 N	Mississippi St.	3 0				
						199 H	Sam Houston St.	1 3				
						200 A	Houston	3 2				
						200 N	Houston	3 2				
						203 A	Abilene Christian	3 1				
						203 H	Abilene Christian	3 1				
						228 A	UT Arlington	0 3				
						241 H	Northwestern St.	2 3				
						267 A	Incarnate Word	3 1				
						268 H	New Orleans	3 0				
						294 A	Western Ill.	3 2				
						297 N	Stetson	3 1				
						301 H	Southeastern La.	3 0				
						312 A	Lamar University	3 1				
						315 A	Nicholls St.	3 0				
						315 H	Nicholls St.	3 0				
						317 N	Southern U.	3 0				
						323 A	Prairie View	3 0				
						323 H	Prairie View	3 0				
324 H	Grambling	3 0										
<hr/>												
			LAST 10 GAMES									
301 H Southeastern La.			3 0			323 H Prairie View			3 0			
268 H New Orleans			3 0			63 H Central Ark.			3 2			
315 A Nicholls St.			3 0			241 H Northwestern St.			2 3			
312 A Lamar University			3 1			199 H Sam Houston St.			1 3			
88 A SFA			1 3			203 H Abilene Christian			3 1			

Non-Div. I Games:

McNeese

Average RPI Win:		180	WON-LOST RECORD		WINNING PCT. RANK		LAST 10 GAMES		STRENGTH OF SCHEDULE		OPP. STRENGTH OF SCHEDULE		TEAM RPI		ADJ RPI		CONF. RPI		ADJ CONF. RPI	
Average RPI Loss:		95																		
DIV. I ONLY			7- 22		.24138	299	5- 5		46		90	189	.48834	187	15	16				
DIV. I NON-CONF.			1- 14		.06667	318	0- 0		9		34	177	.49418	172	11	11				
TOTALS		RPI 1-25		RPI 26-50		W-L RECORDS		RPI 51-100		RPI 101-150		RPI 150+								
7- 22	0- 3			0- 6	OVERALL		1- 4		1- 3		5- 6									
4- 6	0- 1			0- 1	HOME		1- 2		0- 1		3- 1									
3- 11	0- 1			0- 3	AWAY		0- 0		1- 1		2- 5									
0- 5	0- 1			0- 1	NEUTRAL		0- 2		0- 1		0- 0									
1- 14	0- 3			0- 6	NON-CONFERENCE		1- 3		0- 1		0- 1									
1- 3	0- 1			0- 1	HOME		1- 1		0- 0		0- 0									
0- 6	0- 1			0- 4	AWAY		0- 0		0- 0		0- 1									
0- 5	0- 1			0- 1	NEUTRAL		0- 2		0- 1		0- 0									
6- 8	0- 0			0- 0	CONFERENCE		0- 1		1- 2		5- 5									
3- 3	0- 0			0- 0	HOME		0- 1		0- 1		3- 1									
3- 5	0- 0			0- 0	AWAY		0- 0		1- 1		2- 4									
0- 0	0- 0			0- 0	NEUTRAL		0- 0		0- 0		0- 0									
RPI	S	Opponent		Score	RPI	S	Opponent		Score	RPI	S	Opponent		Score	RPI	S	Opponent		Score	
9	A	Oregon		0 3	31	A	Ohio St.		1 3	53	H	Dayton		1 3	115	A	Ball St.		3 2	
13	N	Iowa St.		0 3	32	N	Western Ky.		0 3	53	N	Dayton		0 3	124	A	Bowling Green		2 3	
24	H	Cal Poly		0 3	44	A	Iowa		0 3	71	H	Miami (OH)		0 3	144	H	Ohio		1 3	
					44	A	Iowa		0 3	89	N	Loyola Marymount		1 3	149	N	UTRGV		0 3	
					46	A	UNI		0 3	96	H	Illinois St.		3 1	154	A	Central Mich.		1 3	
					50	H	High Point		1 3					154	H	Central Mich.		3 1		
														166	A	Buffalo		0 3		
														180	A	Western Mich.		1 3		
														180	H	Western Mich.		3 1		
														205	A	Eastern Mich.		0 3		
														205	H	Eastern Mich.		2 3		
														207	A	Toledo		3 1		
														209	A	Milwaukee		0 3		
														222	H	Kent St.		3 0		
														284	A	Akron		3 2		
					LAST 10 GAMES															
					205	A	Eastern Mich.		0 3	144	H	Ohio		1 3						
					154	A	Central Mich.		1 3	284	A	Akron		3 2						
					71	H	Miami (OH)		0 3	166	A	Buffalo		0 3						
					180	H	Western Mich.		3 1	115	A	Ball St.		3 2						
					222	H	Kent St.		3 0	207	A	Toledo		3 1						

Non-Div. I Games:

Northern Ill.

Average RPI Win: 226		WON-LOST RECORD		WINNING PCT. RANK		LAST 10 GAMES		STRENGTH OF SCHEDULE		OPP. STRENGTH OF SCHEDULE		TEAM RPI		ADJ RPI		CONF. RPI		ADJ CONF. RPI	
DIV. I ONLY		9- 19		.32143 260		0- 10		80		76		188		.48805 188		4		4	
DIV. I NON-CONF.		9- 6		.6 119		0- 0		174		228		138		.51627 138		4		4	
TOTALS		RPI 1-25		RPI 26-50		W-L RECORDS		RPI 51-100		RPI 101-150		RPI 150+							
9- 19		0- 2		0- 4		OVERALL		1- 9		2- 2		6- 2							
5- 9		0- 2		0- 0		HOME		0- 5		0- 2		5- 0							
1- 8		0- 0		0- 4		AWAY		1- 3		0- 0		0- 1							
3- 2		0- 0		0- 0		NEUTRAL		0- 1		2- 0		1- 1							
9- 6		0- 0		0- 0		NON-CONFERENCE		1- 3		2- 1		6- 2							
5- 3		0- 0		0- 0		HOME		0- 2		0- 1		5- 0							
1- 1		0- 0		0- 0		AWAY		1- 0		0- 0		0- 1							
3- 2		0- 0		0- 0		NEUTRAL		0- 1		2- 0		1- 1							
0- 13		0- 2		0- 4		CONFERENCE		0- 6		0- 1		0- 0							
0- 6		0- 2		0- 0		HOME		0- 3		0- 1		0- 0							
0- 7		0- 0		0- 4		AWAY		0- 3		0- 0		0- 0							
0- 0		0- 0		0- 0		NEUTRAL		0- 0		0- 0		0- 0							
RPI	S	Opponent		Score		RPI	S	Opponent		Score		RPI	S	Opponent		Score			
3	H	Florida		0 3		35	A	LSU		0 3		54	H	Alabama		0 3			
4	H	Kentucky		0 3		36	A	Missouri		0 3		55	H	North Texas		0 3			
						45	A	Arkansas		0 3		60	A	Georgia		0 3			
						48	A	Texas A&M		0 3		60	H	Georgia		0 3			
												62	A	SMU		3 2			
												66	N	Rice		1 3			
												67	A	Tennessee		1 3			
												70	A	Ole Miss		1 3			
												70	H	Ole Miss		0 3			
												88	H	SFA		0 3			
						LAST 10 GAMES													
						70	A	Ole Miss		1 3		60	H	Georgia		0 3			
						60	A	Georgia		0 3		36	A	Missouri		0 3			
						3	H	Florida		0 3		48	A	Texas A&M		0 3			
						54	H	Alabama		0 3		35	A	LSU		0 3			
						45	A	Arkansas		0 3		4	H	Kentucky		0 3			

Mississippi St.

Average RPI Win:	261	WON-LOST RECORD	WINNING PCT. RANK	LAST 10 GAMES	STRENGTH OF SCHEDULE	OPP. STRENGTH OF SCHEDULE	TEAM RPI	ADJ RPI	CONF. RPI	ADJ CONF. RPI	
Average RPI Loss:	143										
DIV. I ONLY	18- 10	.64286	89	4- 6	295	245	181	.48764	189	13	13
DIV. I NON-CONF.	13- 3	.8125	45	0- 0	319	282	154	.50021	161	15	15
<hr/>											
TOTALS	RPI 1-25	RPI 26-50		W-L RECORDS		RPI 51-100		RPI 101-150		RPI 150+	
18- 10	0- 0	0- 1		OVERALL		0- 3		1- 1		17- 5	
6- 6	0- 0	0- 1		HOME		0- 2		0- 1		6- 2	
7- 3	0- 0	0- 0		AWAY		0- 1		1- 0		6- 2	
5- 1	0- 0	0- 0		NEUTRAL		0- 0		0- 0		5- 1	
<hr/>											
13- 3	0- 0	0- 0		NON-CONFERENCE		0- 0		1- 0		12- 3	
4- 2	0- 0	0- 0		HOME		0- 0		0- 0		4- 2	
4- 0	0- 0	0- 0		AWAY		0- 0		1- 0		3- 0	
5- 1	0- 0	0- 0		NEUTRAL		0- 0		0- 0		5- 1	
<hr/>											
5- 7	0- 0	0- 1		CONFERENCE		0- 3		0- 1		5- 2	
2- 4	0- 0	0- 1		HOME		0- 2		0- 1		2- 0	
3- 3	0- 0	0- 0		AWAY		0- 1		0- 0		3- 2	
0- 0	0- 0	0- 0		NEUTRAL		0- 0		0- 0		0- 0	
<hr/>											
RPI S	Opponent	Score	RPI S	Opponent	Score	RPI S	Opponent	Score	RPI S	Opponent	Score
			32 H	Western Ky.	0 3	55 H	North Texas	2 3	130 A	UNCG	3 1
						66 H	Rice	1 3	134 H	Southern Miss.	0 3
						98 A	Fla. Atlantic	1 3	152 H	Elon	2 3
									153 H	Belmont	2 3
									179 A	Marshall	0 3
									179 H	Marshall	3 1
									230 N	Bucknell	3 0
									245 A	UAB	3 1
									253 N	Eastern Wash.	3 0
									256 H	USC Upstate	3 0
									261 H	Davidson	3 2
									263 N	North Florida	3 0
									270 H	UTEP	3 1
									272 A	Middle Tenn.	2 3
									273 A	George Mason	3 1
									277 N	Loyola Maryland	3 0
									278 A	FIU	3 0
									281 A	Louisiana Tech	3 0
									286 N	Bethune-Cookman	2 3
									288 H	Southern Utah	3 2
									293 N	Hampton	3 0
									298 A	Ga. Southern	3 1
									300 A	Canisius	3 0
									331 H	South Carolina St.	3 0
			LAST 10 GAMES								
			179 A	Marshall	0 3	272 A	Middle Tenn.	2 3			
			281 A	Louisiana Tech	3 0	278 A	FIU	3 0			
			66 H	Rice	1 3	270 H	UTEP	3 1			
			134 H	Southern Miss.	0 3	98 A	Fla. Atlantic	1 3			
			55 H	North Texas	2 3	245 A	UAB	3 1			

Non-Div. I Games:

Charlotte

Average RPI Win: 225		WON-LOST RECORD		WINNING PCT. RANK		LAST 10 GAMES		STRENGTH OF SCHEDULE		OPP. STRENGTH OF SCHEDULE		TEAM RPI		ADJ RPI		CONF. RPI		ADJ CONF. RPI	
Average RPI Loss: 113																			
DIV. I ONLY		11- 15		.42308 209		2- 8		156		117		190		.48538 190		8		8	
DIV. I NON-CONF.		7- 5		.58333 127		0- 0		183		171		144		.51262 144		9		9	
TOTALS		RPI 1-25		RPI 26-50		W-L RECORDS		RPI 51-100		RPI 101-150		RPI 150+							
11- 15		0- 2		0- 1		OVERALL		0- 4		2- 4		9- 4							
3- 8		0- 1		0- 1		HOME		0- 1		0- 3		3- 2							
4- 5		0- 1		0- 0		AWAY		0- 1		2- 1		2- 2							
4- 2		0- 0		0- 0		NEUTRAL		0- 2		0- 0		4- 0							
7- 5		0- 0		0- 1		NON-CONFERENCE		0- 3		1- 0		6- 1							
2- 1		0- 0		0- 1		HOME		0- 0		0- 0		2- 0							
1- 2		0- 0		0- 0		AWAY		0- 1		1- 0		0- 1							
4- 2		0- 0		0- 0		NEUTRAL		0- 2		0- 0		4- 0							
4- 10		0- 2		0- 0		CONFERENCE		0- 1		1- 4		3- 3							
1- 7		0- 1		0- 0		HOME		0- 1		0- 3		1- 2							
3- 3		0- 1		0- 0		AWAY		0- 0		1- 1		2- 1							
0- 0		0- 0		0- 0		NEUTRAL		0- 0		0- 0		0- 0							
RPI S	Opponent	Score		RPI S	Opponent	Score		RPI S	Opponent	Score		RPI S	Opponent	Score					
17 A	Wichita St.	0	3	35 H	LSU	2	3	61 N	Princeton	1	3	104 A	UCF	0	3				
17 H	Wichita St.	0	3					62 H	SMU	0	3	121 A	St. John's (NY)	3	0				
								77 A	Villanova	0	3	135 H	Cincinnati	1	3				
								86 N	Sacramento St.	2	3	140 H	Tulsa	0	3				
												145 A	Tulane	3	1				
												145 H	Tulane	2	3				
												157 H	East Carolina	1	3				
												169 A	South Fla.	3	0				
												177 N	Albany (NY)	3	0				
												200 A	Houston	0	3				
												200 H	Houston	2	3				
												214 N	New Hampshire	3	1				
												257 N	UMKC	3	0				
												259 A	Bradley	0	3				
												265 A	Memphis	3	2				
												265 H	Memphis	3	1				
												275 N	Grand Canyon	3	0				
												287 H	Iona	3	0				
												302 H	Hartford	3	0				
				LAST 10 GAMES															
				265 A	Memphis	3	2	62 H	SMU	0	3								
				17 A	Wichita St.	0	3	169 A	South Fla.	3	0								
				200 H	Houston	2	3	104 A	UCF	0	3								
				145 H	Tulane	2	3	157 H	East Carolina	1	3								
				140 H	Tulsa	0	3	135 H	Cincinnati	1	3								

Non-Div. I Games:

UConn

Average RPI Win:		222	WON-LOST RECORD		WINNING PCT. RANK		LAST 10 GAMES		STRENGTH OF SCHEDULE		OPP. STRENGTH OF SCHEDULE		TEAM RPI		ADJ RPI		CONF. RPI		ADJ CONF. RPI	
DIV. I ONLY			9- 14		.3913 226		1- 9		108		202		191		.48468 191		9		9	
DIV. I NON-CONF.			8- 4		.66667 85		0- 0		128		273		102		.54624 102		8		8	
TOTALS		RPI 1-25		RPI 26-50		W-L RECORDS		RPI 51-100		RPI 101-150		RPI 150+								
9- 14		0- 1		0- 2		OVERALL		0- 4		3- 3		6- 4								
4- 4		0- 0		0- 1		HOME		0- 1		1- 1		3- 1								
0- 8		0- 1		0- 1		AWAY		0- 3		0- 1		0- 2								
5- 2		0- 0		0- 0		NEUTRAL		0- 0		2- 1		3- 1								
8- 4		0- 0		0- 0		NON-CONFERENCE		0- 2		3- 1		5- 1								
3- 0		0- 0		0- 0		HOME		0- 0		1- 0		2- 0								
0- 2		0- 0		0- 0		AWAY		0- 2		0- 0		0- 0								
5- 2		0- 0		0- 0		NEUTRAL		0- 0		2- 1		3- 1								
1- 10		0- 1		0- 2		CONFERENCE		0- 2		0- 2		1- 3								
1- 4		0- 0		0- 1		HOME		0- 1		0- 1		1- 1								
0- 6		0- 1		0- 1		AWAY		0- 1		0- 1		0- 2								
0- 0		0- 0		0- 0		NEUTRAL		0- 0		0- 0		0- 0								
RPI	S	Opponent		Score		RPI	S	Opponent		Score		RPI	S	Opponent		Score				
24	A	Cal Poly		0 3		49	A	Hawaii		0 3		59	A	Denver		0 3				
						49	H	Hawaii		2 3		68	A	UC Irvine		0 3				
												68	H	UC Irvine		0 3				
												91	A	Texas Tech		0 3				
												110	N	Drake		3 1				
												137	A	UC Davis		2 3				
												137	H	UC Davis		1 3				
												139	H	San Jose St.		3 1				
												142	N	Gonzaga		0 3				
												149	N	UTRGV		3 1				
												151	N	San Diego St.		3 2				
												172	N	Bryant		0 3				
												192	A	UC Santa Barbara		0 3				
												217	H	Long Beach St.		2 3				
												244	H	Howard		3 0				
												283	A	Cal St. Fullerton		1 3				
												283	H	Cal St. Fullerton		3 1				
												285	H	Chicago St.		3 0				
												312	N	Lamar University		3 0				
												322	N	Fairleigh Dickinson		3 0				
LAST 10 GAMES						LAST 10 GAMES						LAST 10 GAMES								
						137	A	UC Davis		2 3		137	H	UC Davis		1 3				
						68	H	UC Irvine		0 3		283	H	Cal St. Fullerton		3 1				
						283	A	Cal St. Fullerton		1 3		49	H	Hawaii		2 3				
						49	A	Hawaii		0 3		24	A	Cal Poly		0 3				
						68	A	UC Irvine		0 3		192	A	UC Santa Barbara		0 3				

Non-Div. I Games:

UC Riverside

Average RPI Win:		202	WON-LOST		WINNING		LAST 10		STRENGTH OF		OPP. STRENGTH		TEAM	ADJ		CONF.	ADJ CONF.		
Average RPI Loss:		85	RECORD		PCT. RANK		GAMES		SCHEDULE		OF SCHEDULE		RPI	RPI		RPI	RPI		
DIV. I ONLY			6- 17		.26087 286		4- 6		61		70		193	.48459 192		9	9		
DIV. I NON-CONF.			1- 11		.08333 314		0- 0		50		50		223	.46138 217		8	8		
TOTALS		RPI 1-25		RPI 26-50		W-L RECORDS		RPI 51-100		RPI 101-150		RPI 150+							
6- 17		0- 4		0- 5		OVERALL		0- 3		1- 1		5- 4							
4- 5		0- 2		0- 2		HOME		0- 1		0- 0		4- 0							
1- 7		0- 2		0- 2		AWAY		0- 0		1- 0		0- 3							
1- 5		0- 0		0- 1		NEUTRAL		0- 2		0- 1		1- 1							
1- 11		0- 2		0- 3		NON-CONFERENCE		0- 3		0- 1		1- 2							
0- 3		0- 1		0- 1		HOME		0- 1		0- 0		0- 0							
0- 3		0- 1		0- 1		AWAY		0- 0		0- 0		0- 1							
1- 5		0- 0		0- 1		NEUTRAL		0- 2		0- 1		1- 1							
5- 6		0- 2		0- 2		CONFERENCE		0- 0		1- 0		4- 2							
4- 2		0- 1		0- 1		HOME		0- 0		0- 0		4- 0							
1- 4		0- 1		0- 1		AWAY		0- 0		1- 0		0- 2							
0- 0		0- 0		0- 0		NEUTRAL		0- 0		0- 0		0- 0							
RPI S	Opponent		Score		RPI S	Opponent		Score		RPI S	Opponent		Score		RPI S	Opponent		Score	
18 H	Southern California		0	3	27 A	Pittsburgh		0	3	75 H	Yale		1	3	109 N	Pacific		1	3
20 A	Baylor		0	3	41 N	Florida St.		2	3	85 N	Cleveland St.		1	3	137 A	UC Davis		3	1
24 A	Cal Poly		1	3	45 H	Arkansas		2	3	96 N	Illinois St.		0	3	167 A	Utah St.		0	3
24 H	Cal Poly		1	3	49 A	Hawaii		0	3						186 A	CSUN		1	3
					49 H	Hawaii		1	3						186 H	CSUN		3	0
															191 H	UC Riverside		3	0
															195 N	Eastern Ky.		3	1
															217 A	Long Beach St.		0	3
															217 H	Long Beach St.		3	1
															218 N	Montana St.		1	3
															283 H	Cal St. Fullerton		3	0
					LAST 10 GAMES														
	24 A Cal Poly		1	3		24 H Cal Poly		1	3										
	49 H Hawaii		1	3		49 A Hawaii		0	3										
	186 H CSUN		3	0		217 A Long Beach St.		0	3										
	217 H Long Beach St.		3	1		186 A CSUN		1	3										
	137 A UC Davis		3	1		283 H Cal St. Fullerton		3	0										

Non-Div. I Games:

UC Santa Barbara

Average RPI Win:	186	WON-LOST	WINNING	LAST 10	STRENGTH OF	OPP. STRENGTH	TEAM	ADJ	CONF.	ADJ CONF.			
Average RPI Loss:	84	RECORD	PCT. RANK	GAMES	SCHEDULE	OF SCHEDULE	RPI	RPI	RPI	RPI			
DIV. I ONLY	7- 18	.28	276	2- 2	73	67	192	.48227	193	5	5		
DIV. I NON-CONF.	4- 7	.36364	231	0- 1	83	117	158	.50279	156	5	5		
<hr/>													
TOTALS	RPI 1-25	RPI 26-50		W-L RECORDS		RPI 51-100		RPI 101-150		RPI 150+			
7- 18	0- 1	0- 6		OVERALL		0- 5		3- 3		4- 3			
5- 8	0- 1	0- 2		HOME		0- 2		3- 0		2- 3			
2- 8	0- 0	0- 4		AWAY		0- 1		0- 3		2- 0			
0- 2	0- 0	0- 0		NEUTRAL		0- 2		0- 0		0- 0			
<hr/>													
4- 7	0- 0	0- 1		NON-CONFERENCE		0- 3		2- 2		2- 1			
3- 3	0- 0	0- 1		HOME		0- 1		2- 0		1- 1			
1- 2	0- 0	0- 0		AWAY		0- 0		0- 2		1- 0			
0- 2	0- 0	0- 0		NEUTRAL		0- 2		0- 0		0- 0			
<hr/>													
3- 11	0- 1	0- 5		CONFERENCE		0- 2		1- 1		2- 2			
2- 5	0- 1	0- 1		HOME		0- 1		1- 0		1- 2			
1- 6	0- 0	0- 4		AWAY		0- 1		0- 1		1- 0			
0- 0	0- 0	0- 0		NEUTRAL		0- 0		0- 0		0- 0			
<hr/>													
RPI S	Opponent	Score	RPI S	Opponent	Score	RPI S	Opponent	Score	RPI S	Opponent	Score		
22 H	Louisville	1 3	27 A	Pittsburgh	0 3	52 A	North Carolina	0 3	104 A	UCF	0 3		
			30 A	Miami (FL)	2 3	65 N	Towson	0 3	104 A	UCF	0 3		
			37 A	NC State	0 3	73 H	Duke	1 3	108 H	Georgia Tech	3 1		
			39 H	Notre Dame	1 3	77 H	Villanova	1 3	114 H	Hofstra	3 0		
			40 H	VCU	0 3	97 N	ETSU	0 3	116 A	Syracuse	0 3		
			41 A	Florida St.	1 3				144 H	Ohio	3 0		
									168 H	Wake Forest	2 3		
									178 H	Virginia Tech	1 3		
									215 H	Liberty	3 1		
									231 A	Boston College	3 1		
									232 A	Appalachian St.	3 1		
									244 H	Howard	1 3		
									255 H	Clemson	3 0		
<hr/>													
LAST 10 GAMES													
104 A UCF						0 3	168 H Wake Forest						2 3
108 H Georgia Tech						3 1	73 H Duke						1 3
255 H Clemson						3 0	52 A North Carolina						0 3
116 A Syracuse						0 3	37 A NC State						0 3
231 A Boston College						3 1	22 H Louisville						1 3

Non-Div. I Games:

Virginia

Average RPI Win:	218	WON-LOST RECORD	WINNING PCT. RANK	LAST 10 GAMES	STRENGTH OF SCHEDULE	OPP. STRENGTH OF SCHEDULE	TEAM RPI	ADJ RPI	CONF. RPI	ADJ CONF. RPI				
Div. I ONLY		9- 16	.36	241	5- 5	92	204	193	.48199	194	26	26		
Div. I NON-CONF.		4- 9	.30769	257	0- 0	67	109	164	.49721	165	25	25		
<hr/>														
TOTALS	RPI 1-25	RPI 26-50		W-L RECORDS		RPI 51-100		RPI 101-150		RPI 150+				
9- 16	0- 2	0- 0		OVERALL		0- 5		2- 3		7- 6				
2- 5	0- 1	0- 0		HOME		0- 1		1- 1		1- 2				
4- 8	0- 1	0- 0		AWAY		0- 2		0- 2		4- 3				
3- 3	0- 0	0- 0		NEUTRAL		0- 2		1- 0		2- 1				
<hr/>														
4- 9	0- 2	0- 0		NON-CONFERENCE		0- 5		1- 0		3- 2				
0- 2	0- 1	0- 0		HOME		0- 1		0- 0		0- 0				
1- 4	0- 1	0- 0		AWAY		0- 2		0- 0		1- 1				
3- 3	0- 0	0- 0		NEUTRAL		0- 2		1- 0		2- 1				
<hr/>														
5- 7	0- 0	0- 0		CONFERENCE		0- 0		1- 3		4- 4				
2- 3	0- 0	0- 0		HOME		0- 0		1- 1		1- 2				
3- 4	0- 0	0- 0		AWAY		0- 0		0- 2		3- 2				
0- 0	0- 0	0- 0		NEUTRAL		0- 0		0- 0		0- 0				
<hr/>														
RPI	S	Opponent	Score		RPI	S	Opponent	Score		RPI	S	Opponent	Score	
8	A	Washington	0	3						122	A	New Mexico St.	0	3
24	H	Cal Poly	0	3						83	A	SIUE	1	3
										86	N	Sacramento St.	1	3
										90	A	California	1	3
										94	H	Santa Clara	0	3
										122	A	New Mexico St.	0	3
										122	H	New Mexico St.	0	3
										124	N	Bowling Green	3	2
										149	A	UTRGV	2	3
										149	H	UTRGV	3	2
										156	N	Ill.-Chicago	0	3
										164	A	Northern Ky.	1	3
										195	A	Eastern Ky.	3	1
										197	A	Utah Valley	3	2
										197	H	Utah Valley	0	3
										224	A	CSU Bakersfield	0	3
										224	H	CSU Bakersfield	3	1
										251	N	Montana	3	0
										257	A	UMKC	0	3
										262	N	Loyola Chicago	3	1
										275	A	Grand Canyon	3	1
										275	H	Grand Canyon	2	3
										285	A	Chicago St.	3	1
<hr/>														
LAST 10 GAMES														
122 A New Mexico St.					0	3	285 A Chicago St.					3	1	
149 A UTRGV					2	3	257 A UMKC					0	3	
224 H CSU Bakersfield					3	1	149 H UTRGV					3	2	
275 H Grand Canyon					2	3	122 H New Mexico St.					0	3	
197 A Utah Valley					3	2	275 A Grand Canyon					3	1	

Non-Div. I Games:

Seattle U

Average RPI Win: 225		WON-LOST	WINNING	LAST 10	STRENGTH OF		OPP. STRENGTH	TEAM	ADJ	CONF.	ADJ CONF.
Average RPI Loss: 134		RECORD	PCT. RANK	GAMES	SCHEDULE		OF SCHEDULE	RPI	RPI	RPI	RPI
DIV. I ONLY		12- 16	.42857	204	7- 3		158	181	195	.48141	195
DIV. I NON-CONF.		2- 12	.14286	307	0- 0		115	112	265	.4336	263
TOTALS		RPI 1-25	RPI 26-50		W-L RECORDS		RPI 51-100		RPI 101-150		RPI 150+
12- 16	0- 0	0- 1		OVERALL		1- 6		0- 2		11- 7	
5- 3	0- 0	0- 0		HOME		0- 1		0- 0		5- 2	
6- 6	0- 0	0- 1		AWAY		1- 1		0- 1		5- 3	
1- 7	0- 0	0- 0		NEUTRAL		0- 4		0- 1		1- 2	
2- 12	0- 0	0- 1		NON-CONFERENCE		0- 5		0- 2		2- 4	
0- 1	0- 0	0- 0		HOME		0- 0		0- 0		0- 1	
1- 4	0- 0	0- 1		AWAY		0- 1		0- 1		1- 1	
1- 7	0- 0	0- 0		NEUTRAL		0- 4		0- 1		1- 2	
10- 4	0- 0	0- 0		CONFERENCE		1- 1		0- 0		9- 3	
5- 2	0- 0	0- 0		HOME		0- 1		0- 0		5- 1	
5- 2	0- 0	0- 0		AWAY		1- 0		0- 0		4- 2	
0- 0	0- 0	0- 0		NEUTRAL		0- 0		0- 0		0- 0	
RPI S	Opponent	Score	RPI S	Opponent	Score	RPI S	Opponent	Score	RPI S	Opponent	Score
			27 A	Pittsburgh	0 3	57 A	Austin Peay	3 1	103 N	Portland St.	0 3
						71 N	Miami (OH)	2 3	118 A	South Carolina	0 3
						72 N	Radford	0 3	151 A	San Diego St.	3 1
						72 N	Radford	0 3	153 A	Belmont	2 3
						83 H	SIUE	2 3	153 H	Belmont	3 1
						85 N	Cleveland St.	1 3	183 H	Eastern Ill.	1 3
						95 A	Arizona	0 3	186 N	CSUN	3 2
									192 N	UC Santa Barbara	1 3
									194 H	Seattle U	1 3
									201 A	UNLV	2 3
									216 A	Jacksonville St.	1 3
									216 H	Jacksonville St.	3 1
									236 A	UT Martin	3 1
									248 A	Tennessee St.	3 1
									248 H	Tennessee St.	3 1
									275 N	Grand Canyon	2 3
									280 A	Southeast Mo. St.	3 0
									296 H	Morehead St.	3 0
									314 A	Tennessee Tech	3 0
									314 H	Tennessee Tech	3 2
LAST 10 GAMES			314 A	Tennessee Tech	3 0	236 A	UT Martin	3 1			
			216 A	Jacksonville St.	1 3	183 H	Eastern Ill.	1 3			
			248 H	Tennessee St.	3 1	83 H	SIUE	2 3			
			153 H	Belmont	3 1	57 A	Austin Peay	3 1			
			280 A	Southeast Mo. St.	3 0	296 H	Morehead St.	3 0			

Non-Div. I Games:

Eastern Ky.

Average RPI Win:		268	WON-LOST RECORD		WINNING PCT. RANK		LAST 10 GAMES		STRENGTH OF SCHEDULE		OPP. STRENGTH OF SCHEDULE		TEAM RPI		ADJ RPI		CONF. RPI		ADJ CONF. RPI				
Average RPI Loss:		118																					
DIV. I ONLY			10- 14		.41667 213		5- 5		137		211		196		.48112 196		20		20				
DIV. I NON-CONF.			3- 7		.3 264		0- 0		204		157		260		.43757 259		22		23				
TOTALS		RPI 1-25		RPI 26-50		W-L RECORDS		RPI 51-100		RPI 101-150		RPI 150+											
10- 14		0- 0		0- 4		OVERALL		0- 4		0- 1		10- 5											
4- 2		0- 0		0- 1		HOME		0- 1		0- 0		4- 0											
3- 9		0- 0		0- 2		AWAY		0- 2		0- 0		3- 5											
3- 3		0- 0		0- 1		NEUTRAL		0- 1		0- 1		3- 0											
3- 7		0- 0		0- 2		NON-CONFERENCE		0- 2		0- 1		3- 2											
0- 0		0- 0		0- 0		HOME		0- 0		0- 0		0- 0											
0- 4		0- 0		0- 1		AWAY		0- 1		0- 0		0- 2											
3- 3		0- 0		0- 1		NEUTRAL		0- 1		0- 1		3- 0											
7- 7		0- 0		0- 2		CONFERENCE		0- 2		0- 0		7- 3											
4- 2		0- 0		0- 1		HOME		0- 1		0- 0		4- 0											
3- 5		0- 0		0- 1		AWAY		0- 1		0- 0		3- 3											
0- 0		0- 0		0- 0		NEUTRAL		0- 0		0- 0		0- 0											
RPI	S	Opponent		Score		RPI	S	Opponent		Score		RPI	S	Opponent		Score							
						29	N	Colorado St.		0	3	60	A	Georgia		0	3	126	N	LIU Brooklyn	0	3	
						41	A	Florida St.		0	3	64	N	TCU		0	3	155	A	Campbell	0	3	
						50	A	High Point		0	3	72	A	Radford		1	3	155	H	Campbell	3	1	
						50	H	High Point		0	3	72	H	Radford		0	3	215	A	Liberty	2	3	
																		219	A	UMES	1	3	
																		225	A	Western Caro.	0	3	
																		233	A	Winthrop	3	2	
																		233	H	Winthrop	3	0	
																		271	A	Presbyterian	3	1	
																		273	N	George Mason	3	0	
																		279	A	Gardner-Webb	2	3	
																		279	H	Gardner-Webb	3	1	
																		292	A	Charleston So.	3	1	
																		292	H	Charleston So.	3	0	
																		321	N	Coppin St.	3	2	
																		326	N	Delaware St.	3	2	
						LAST 10 GAMES																	
						155	A	Campbell		0	3	271	A	Presbyterian		3	1						
						233	A	Winthrop		3	2	50	A	High Point		0	3						
						292	A	Charleston So.		3	1	72	A	Radford		1	3						
						72	H	Radford		0	3	292	H	Charleston So.		3	0						
						50	H	High Point		0	3	233	H	Winthrop		3	0						

Non-Div. I Games: Montreat 3 0

UNC Asheville

Average RPI Win:		231	WON-LOST RECORD		WINNING PCT. RANK		LAST 10 GAMES		STRENGTH OF SCHEDULE		OPP. STRENGTH OF SCHEDULE		TEAM RPI		ADJ RPI		CONF. RPI		ADJ CONF. RPI	
DIV. I ONLY			12- 15		.44444 195		5- 5		187		170		197		.48109 197		26		26	
DIV. I NON-CONF.			5- 10		.33333 247		0- 0		179		82		217		.46043 218		25		25	
TOTALS		RPI 1-25		RPI 26-50		W-L RECORDS		RPI 51-100		RPI 101-150		RPI 150+								
12- 15		0- 3		0- 0		OVERALL		0- 3		1- 3		11- 6								
5- 5		0- 3		0- 0		HOME		0- 0		1- 1		4- 1								
7- 5		0- 0		0- 0		AWAY		0- 1		0- 2		7- 2								
0- 5		0- 0		0- 0		NEUTRAL		0- 2		0- 0		0- 3								
5- 10		0- 3		0- 0		NON-CONFERENCE		0- 3		0- 0		5- 4								
2- 3		0- 3		0- 0		HOME		0- 0		0- 0		2- 0								
3- 2		0- 0		0- 0		AWAY		0- 1		0- 0		3- 1								
0- 5		0- 0		0- 0		NEUTRAL		0- 2		0- 0		0- 3								
7- 5		0- 0		0- 0		CONFERENCE		0- 0		1- 3		6- 2								
3- 2		0- 0		0- 0		HOME		0- 0		1- 1		2- 1								
4- 3		0- 0		0- 0		AWAY		0- 0		0- 2		4- 1								
0- 0		0- 0		0- 0		NEUTRAL		0- 0		0- 0		0- 0								
RPI	S	Opponent		Score		RPI	S	Opponent		Score		RPI	S	Opponent		Score				
12	H	Kansas		0	3							122	A	New Mexico St.		0	3			
16	H	Utah		1	3							122	H	New Mexico St.		3	2			
19	H	BYU		1	3							149	A	UTRGV		0	3			
												149	H	UTRGV		1	3			
												167	A	Utah St.		3	1			
												175	N	Lehigh		0	3			
												194	A	Seattle U		3	0			
												194	H	Seattle U		2	3			
												208	N	Nevada		1	3			
												217	H	Long Beach St.		3	1			
												220	A	Idaho St.		3	1			
												224	A	CSU Bakersfield		2	3			
												224	H	CSU Bakersfield		3	0			
												234	A	Weber St.		1	3			
												247	N	Fresno St.		1	3			
												251	H	Montana		3	0			
												257	A	UMKC		3	1			
												275	A	Grand Canyon		3	1			
												275	H	Grand Canyon		3	0			
												285	A	Chicago St.		3	0			
												288	A	Southern Utah		3	0			
LAST 10 GAMES																				
149 A UTRGV						0	3	257 A UMKC						3	1					
122 A New Mexico St.						0	3	285 A Chicago St.						3	0					
275 H Grand Canyon						3	0	122 H New Mexico St.						3	2					
224 H CSU Bakersfield						3	0	149 H UTRGV						1	3					
194 H Seattle U						2	3	224 A CSU Bakersfield						2	3					

Non-Div. I Games:

Utah Valley

Average RPI Win:		247	WON-LOST RECORD		WINNING PCT. RANK		LAST 10 GAMES		STRENGTH OF SCHEDULE		OPP. STRENGTH OF SCHEDULE		TEAM RPI	ADJ RPI		CONF. RPI	ADJ CONF. RPI		
DIV. I ONLY			13- 15		.46429 185		4- 6		193		219		199	.48029 198		21	21		
DIV. I NON-CONF.			7- 7		.5 158		0- 0		154		194		160	.50184 158		21	21		
TOTALS		RPI 1-25		RPI 26-50		W-L RECORDS		RPI 51-100		RPI 101-150		RPI 150+							
13- 15		0- 1		0- 1		OVERALL		1- 4		1- 4		11- 5							
8- 5		0- 0		0- 0		HOME		1- 1		1- 2		6- 2							
3- 7		0- 0		0- 0		AWAY		0- 2		0- 2		3- 3							
2- 3		0- 1		0- 1		NEUTRAL		0- 1		0- 0		2- 0							
7- 7		0- 1		0- 1		NON-CONFERENCE		1- 3		0- 1		6- 1							
4- 2		0- 0		0- 0		HOME		1- 0		0- 1		3- 1							
1- 2		0- 0		0- 0		AWAY		0- 2		0- 0		1- 0							
2- 3		0- 1		0- 1		NEUTRAL		0- 1		0- 0		2- 0							
6- 8		0- 0		0- 0		CONFERENCE		0- 1		1- 3		5- 4							
4- 3		0- 0		0- 0		HOME		0- 1		1- 1		3- 1							
2- 5		0- 0		0- 0		AWAY		0- 0		0- 2		2- 3							
0- 0		0- 0		0- 0		NEUTRAL		0- 0		0- 0		0- 0							
RPI S	Opponent		Score		RPI S	Opponent		Score		RPI S	Opponent		Score						
23 N	Illinois		1 3		42 N	Washington St.		0 3		51 A	Missouri St.		0 3		107 A	Furman 0 3			
										70 A	Ole Miss		0 3		107 H	Furman 1 3			
										83 H	SIUE		3 1		130 A	UNCG 2 3			
										87 N	North Dakota		0 3		130 H	UNCG 3 0			
										97 H	ETSU		2 3		141 H	Murray St. 1 3			
															184 A	Wofford 2 3			
															199 H	Sam Houston St. 3 0			
															225 A	Western Caro. 3 0			
															225 H	Western Caro. 2 3			
															238 A	Samford 2 3			
															238 H	Samford 3 1			
															264 A	Mercer 2 3			
															264 H	Mercer 3 0			
															269 N	Florida A&M 3 1			
															272 A	Middle Tenn. 3 1			
															276 H	Georgia St. 2 3			
															281 N	Louisiana Tech 3 0			
															306 A	The Citadel 3 0			
															306 H	The Citadel 3 2			
															308 H	La.-Monroe 3 0			
															325 H	Jackson St. 3 0			
					LAST 10 GAMES														
					238 A	Samford		2	3	225 A	Western Caro.		3	0					
					264 A	Mercer		2	3	184 A	Wofford		2	3					
					306 H	The Citadel		3	2	97 H	ETSU		2	3					
					107 H	Furman		1	3	264 H	Mercer		3	0					
					130 A	UNCG		2	3	238 H	Samford		3	1					

Non-Div. I Games:

Chattanooga

Average RPI Win:	261	WON-LOST	WINNING	LAST 10	STRENGTH OF	OPP. STRENGTH	TEAM	ADJ	CONF.	ADJ CONF.	
Average RPI Loss:	119	RECORD	PCT. RANK	GAMES	SCHEDULE	OF SCHEDULE	RPI	RPI	RPI	RPI	
DIV. I ONLY	14- 13	.51852	155	6- 4	248	213	201	.47933	199	27	27
DIV. I NON-CONF.	4- 9	.30769	257	1- 0	194	159	254	.44128	254	24	24
<hr/>											
TOTALS	RPI 1-25	RPI 26-50		W-L RECORDS	RPI 51-100		RPI 101-150		RPI 150+		
14- 13	0- 0	0- 3		OVERALL	0- 5		2- 1		12- 4		
7- 3	0- 0	0- 0		HOME	0- 2		1- 0		6- 1		
5- 4	0- 0	0- 1		AWAY	0- 1		1- 0		4- 2		
2- 6	0- 0	0- 2		NEUTRAL	0- 2		0- 1		2- 1		
<hr/>											
4- 9	0- 0	0- 3		NON-CONFERENCE	0- 3		0- 1		4- 2		
1- 1	0- 0	0- 0		HOME	0- 1		0- 0		1- 0		
1- 2	0- 0	0- 1		AWAY	0- 0		0- 0		1- 1		
2- 6	0- 0	0- 2		NEUTRAL	0- 2		0- 1		2- 1		
<hr/>											
10- 4	0- 0	0- 0		CONFERENCE	0- 2		2- 0		8- 2		
6- 2	0- 0	0- 0		HOME	0- 1		1- 0		5- 1		
4- 2	0- 0	0- 0		AWAY	0- 1		1- 0		3- 1		
0- 0	0- 0	0- 0		NEUTRAL	0- 0		0- 0		0- 0		
<hr/>											
RPI	S	Opponent	Score	RPI	S	Opponent	Score	RPI	S	Opponent	Score
				40	N	VCU	1 3	63	A	Central Ark.	1 3
				45	N	Arkansas	0 3	64	N	TCU	1 3
				48	A	Texas A&M	0 3	74	H	Texas St.	2 3
								74	N	Texas St.	0 3
								88	H	SFA	0 3
								128	H	A&M-Corpus Christi	3 2
								133	A	Houston Baptist	3 2
								141	N	Murray St.	0 3
								185	A	McNeese	3 1
								198	A	Chattanooga	0 3
								203	A	Abilene Christian	3 1
								203	H	Abilene Christian	0 3
								241	A	Northwestern St.	1 3
								265	N	Memphis	2 3
								267	H	Incarnate Word	3 1
								268	H	New Orleans	3 1
								281	A	Louisiana Tech	3 0
								301	H	Southeastern La.	3 0
								308	N	La.-Monroe	3 0
								312	H	Lamar University	3 0
								315	A	Nicholls St.	3 0
								315	H	Nicholls St.	3 0
								320	N	Ark.-Pine Bluff	3 0
								323	H	Prairie View	3 0
<hr/>											
LAST 10 GAMES											
				88	H	SFA	0 3	128	H	A&M-Corpus Christi	3 2
				312	H	Lamar University	3 0	267	H	Incarnate Word	3 1
				203	H	Abilene Christian	0 3	323	H	Prairie View	3 0
				63	A	Central Ark.	1 3	133	A	Houston Baptist	3 2
				241	A	Northwestern St.	1 3	185	A	McNeese	3 1

Non-Div. I Games:

Sam Houston St.

Average RPI Win: 227		WON-LOST RECORD		WINNING PCT. RANK		LAST 10 GAMES		STRENGTH OF SCHEDULE		OPP. STRENGTH OF SCHEDULE		TEAM RPI		ADJ RPI		CONF. RPI		ADJ CONF. RPI	
Average RPI Loss: 116		9- 13		.40909 219		4- 6		162		140		202		.47911 200		8		8	
DIV. I ONLY		4- 4		.5 158		0- 0		275		258		234		.45424 233		9		9	
DIV. I NON-CONF.																			
TOTALS		RPI 1-25		RPI 26-50		W-L RECORDS		RPI 51-100		RPI 101-150		RPI 150+							
9- 13		0- 1		0- 1		OVERALL		0- 4		1- 3		8- 4							
7- 5		0- 1		0- 0		HOME		0- 2		1- 1		6- 1							
1- 7		0- 0		0- 1		AWAY		0- 2		0- 2		1- 2							
1- 1		0- 0		0- 0		NEUTRAL		0- 0		0- 0		1- 1							
4- 4		0- 0		0- 1		NON-CONFERENCE		0- 0		0- 0		4- 3							
3- 1		0- 0		0- 0		HOME		0- 0		0- 0		3- 1							
0- 2		0- 0		0- 1		AWAY		0- 0		0- 0		0- 1							
1- 1		0- 0		0- 0		NEUTRAL		0- 0		0- 0		1- 1							
5- 9		0- 1		0- 0		CONFERENCE		0- 4		1- 3		4- 1							
4- 4		0- 1		0- 0		HOME		0- 2		1- 1		3- 0							
1- 5		0- 0		0- 0		AWAY		0- 2		0- 2		1- 1							
0- 0		0- 0		0- 0		NEUTRAL		0- 0		0- 0		0- 0							
RPI	S	Opponent		Score	RPI	S	Opponent		Score	RPI	S	Opponent		Score					
17	H	Wichita St.		0 3	35	A	LSU		0 3	62	A	SMU		0 3					
										62	H	SMU		2 3					
										78	A	Temple		0 3					
										78	H	Temple		2 3					
										104	H	UCF		3 1					
										135	A	Cincinnati		1 3					
										140	A	Tulsa		1 3					
										140	H	Tulsa		1 3					
										157	A	East Carolina		1 3					
										169	H	South Fla.		3 0					
										185	H	McNeese		2 3					
										185	N	McNeese		2 3					
										188	H	Mississippi St.		3 1					
										190	A	UConn		3 2					
										190	H	UConn		3 0					
										228	A	UT Arlington		2 3					
										265	H	Memphis		3 0					
										297	H	Stetson		3 1					
										317	N	Southern U.		3 0					
										323	H	Prairie View		3 0					
LAST 10 GAMES					LAST 10 GAMES														
140 H Tulsa 1 3					104 H UCF 3 1														
62 H SMU 2 3					157 A East Carolina 1 3														
190 A UConn 3 2					135 A Cincinnati 1 3														
78 A Temple 0 3					17 H Wichita St. 0 3														
169 H South Fla. 3 0					265 H Memphis 3 0														

Non-Div. I Games:

Houston

UNLV

Average RPI Win:		190	WON-LOST RECORD		WINNING PCT. RANK		LAST 10 GAMES		STRENGTH OF SCHEDULE		OPP. STRENGTH OF SCHEDULE		TEAM RPI		ADJ RPI		CONF. RPI		ADJ CONF. RPI				
DIV. I ONLY			8- 19		.2963 269		4- 6		72		123		204		.47885 201		11		11				
DIV. I NON-CONF.			4- 9		.30769 257		0- 0		88		150		189		.48417 189		10		10				
<hr/>																							
TOTALS		RPI 1-25		RPI 26-50				W-L RECORDS				RPI 51-100				RPI 101-150				RPI 150+			
8- 19		0- 1		0- 3				OVERALL				1- 3				1- 7				6- 5			
6- 9		0- 1		0- 1				HOME				1- 1				0- 3				5- 3			
2- 6		0- 0		0- 1				AWAY				0- 1				1- 3				1- 1			
0- 4		0- 0		0- 1				NEUTRAL				0- 1				0- 1				0- 1			
<hr/>																							
4- 9		0- 1		0- 1				NON-CONFERENCE				0- 2				0- 4				4- 1			
4- 3		0- 1		0- 0				HOME				0- 1				0- 1				4- 0			
0- 2		0- 0		0- 0				AWAY				0- 0				0- 2				0- 0			
0- 4		0- 0		0- 1				NEUTRAL				0- 1				0- 1				0- 1			
<hr/>																							
4- 10		0- 0		0- 2				CONFERENCE				1- 1				1- 3				2- 4			
2- 6		0- 0		0- 1				HOME				1- 0				0- 2				1- 3			
2- 4		0- 0		0- 1				AWAY				0- 1				1- 1				1- 1			
0- 0		0- 0		0- 0				NEUTRAL				0- 0				0- 0				0- 0			
<hr/>																							
RPI	S	Opponent		Score		RPI	S	Opponent		Score		RPI	S	Opponent		Score		RPI	S	Opponent		Score	
22	H	Louisville		0	3	26	N	UCLA		0	3	68	H	UC Irvine		2	3	101	A	Boise St.		0	3
						29	A	Colorado St.		0	3	84	A	Wyoming		2	3	101	H	Boise St.		0	3
						29	H	Colorado St.		0	3	84	H	Wyoming		3	2	120	A	Indiana		0	3
												87	N	North Dakota		1	3	122	A	New Mexico St.		1	3
																		125	N	FGCU		0	3
																		137	H	UC Davis		1	3
																		139	A	San Jose St.		3	2
																		139	H	San Jose St.		1	3
																		151	H	San Diego St.		3	1
																		167	A	Utah St.		0	3
																		167	H	Utah St.		1	3
																		195	H	Eastern Ky.		3	2
																		208	A	Nevada		3	2
																		208	H	Nevada		1	3
																		234	H	Weber St.		3	2
																		238	N	Samford		1	3
																		247	H	Fresno St.		2	3
																		253	H	Eastern Wash.		3	1
																		254	H	Binghamton		3	0
<hr/>																							
LAST 10 GAMES																							
						139	H	San Jose St.		1	3	29	H	Colorado St.		0	3						
						208	H	Nevada		1	3	151	H	San Diego St.		3	1						
						167	A	Utah St.		0	3	247	H	Fresno St.		2	3						
						101	A	Boise St.		0	3	208	A	Nevada		3	2						
						84	H	Wyoming		3	2	139	A	San Jose St.		3	2						

Non-Div. I Games:

UNLV

Average RPI Win:		215	WON-LOST RECORD		WINNING PCT. RANK		LAST 10 GAMES		STRENGTH OF SCHEDULE		OPP. STRENGTH OF SCHEDULE		TEAM RPI	ADJ RPI	CONF. RPI	ADJ CONF. RPI			
Average RPI Loss:		138																	
DIV. I ONLY			12- 16		.42857 204		5- 5		171		177		203	.47776	202	11	11		
DIV. I NON-CONF.			7- 7		.5 158		0- 0		224		214		204	.47194	205	10	10		
TOTALS		RPI 1-25		RPI 26-50		W-L RECORDS		RPI 51-100		RPI 101-150		RPI 150+							
12- 16		0- 1		0- 2		OVERALL		0- 3		2- 3		10- 7							
6- 6		0- 0		0- 1		HOME		0- 1		1- 1		5- 3							
2- 7		0- 0		0- 1		AWAY		0- 2		0- 1		2- 3							
4- 3		0- 1		0- 0		NEUTRAL		0- 0		1- 1		3- 1							
7- 7		0- 1		0- 0		NON-CONFERENCE		0- 1		1- 1		6- 4							
2- 2		0- 0		0- 0		HOME		0- 0		0- 0		2- 2							
1- 2		0- 0		0- 0		AWAY		0- 1		0- 0		1- 1							
4- 3		0- 1		0- 0		NEUTRAL		0- 0		1- 1		3- 1							
5- 9		0- 0		0- 2		CONFERENCE		0- 2		1- 2		4- 3							
4- 4		0- 0		0- 1		HOME		0- 1		1- 1		3- 1							
1- 5		0- 0		0- 1		AWAY		0- 1		0- 1		1- 2							
0- 0		0- 0		0- 0		NEUTRAL		0- 0		0- 0		0- 0							
RPI S	Opponent		Score		RPI S	Opponent		Score		RPI S	Opponent		Score		RPI S	Opponent		Score	
23 N	Illinois		0 3		29 A	Colorado St.		0 3		76 A	Navy		1 3		101 H	Boise St.		3 0	
					29 H	Colorado St.		0 3		84 A	Wyoming		1 3		138 N	South Dakota		2 3	
										84 H	Wyoming		0 3		139 A	San Jose St.		1 3	
															139 H	San Jose St.		2 3	
															142 N	Gonzaga		3 1	
															151 A	San Diego St.		1 3	
															151 H	San Diego St.		3 2	
															167 H	Utah St.		3 1	
															174 N	Army West Point		3 0	
															181 A	Northern Colo.		0 3	
															208 A	Nevada		1 3	
															208 H	Nevada		0 3	
															213 N	Columbia		2 3	
															215 H	Liberty		1 3	
															215 H	Liberty		3 0	
															218 A	Montana St.		3 1	
															247 A	Fresno St.		3 2	
															247 H	Fresno St.		3 2	
															288 H	Southern Utah		3 1	
															288 H	Southern Utah		2 3	
															306 N	The Citadel		3 0	
															320 N	Ark.-Pine Bluff		3 0	
LAST 10 GAMES																			
151 H San Diego St.					3 2					139 A San Jose St.					1 3				
247 H Fresno St.					3 2					101 H Boise St.					3 0				
84 A Wyoming					1 3					167 H Utah St.					3 1				
29 A Colorado St.					0 3					151 A San Diego St.					1 3				
208 A Nevada					1 3					247 A Fresno St.					3 2				

Non-Div. I Games:

Air Force

Average RPI Win: 239		WON-LOST RECORD		WINNING PCT. RANK		LAST 10 GAMES		STRENGTH OF SCHEDULE		OPP. STRENGTH OF SCHEDULE		TEAM RPI		ADJ RPI		CONF. RPI		ADJ CONF. RPI	
DIV. I ONLY		11- 15		.42308 209		5- 5		143		230		198		.4777 203		27		27	
DIV. I NON-CONF.		4- 8		.33333 247		0- 0		100		149		190		.48248 190		24		24	
TOTALS		RPI 1-25		RPI 26-50		W-L RECORDS		RPI 51-100		RPI 101-150		RPI 150+							
11- 15		0- 1		0- 0		OVERALL		1- 5		1- 4		9- 5							
5- 3		0- 0		0- 0		HOME		0- 1		1- 0		4- 2							
4- 8		0- 1		0- 0		AWAY		1- 3		0- 2		3- 2							
2- 4		0- 0		0- 0		NEUTRAL		0- 1		0- 2		2- 1							
4- 8		0- 1		0- 0		NON-CONFERENCE		1- 3		0- 3		3- 1							
0- 0		0- 0		0- 0		HOME		0- 0		0- 0		0- 0							
2- 4		0- 1		0- 0		AWAY		1- 2		0- 1		1- 0							
2- 4		0- 0		0- 0		NEUTRAL		0- 1		0- 2		2- 1							
7- 7		0- 0		0- 0		CONFERENCE		0- 2		1- 1		6- 4							
5- 3		0- 0		0- 0		HOME		0- 1		1- 0		4- 2							
2- 4		0- 0		0- 0		AWAY		0- 1		0- 1		2- 2							
0- 0		0- 0		0- 0		NEUTRAL		0- 0		0- 0		0- 0							
RPI S	Opponent	Score		RPI S	Opponent	Score		RPI S	Opponent	Score		RPI S	Opponent	Score					
11 A	Colorado	0 3						55 A	North Texas	0 3		122 A	New Mexico St.	0 3					
								63 A	Central Ark.	0 3		128 H	A&M-Corpus Christi	3 2					
								66 N	Rice	1 3		129 N	Portland	0 3					
								84 A	Wyoming	3 1		133 A	Houston Baptist	1 3					
								88 H	SFA	1 3		138 N	South Dakota	0 3					
								91 A	Texas Tech	0 3		168 N	Wake Forest	1 3					
												185 A	McNeese	1 3					
												185 H	McNeese	1 3					
												199 A	Sam Houston St.	3 0					
												199 H	Sam Houston St.	1 3					
												238 N	Samford	3 2					
												241 A	Northwestern St.	3 1					
												267 H	Incarnate Word	3 1					
												268 H	New Orleans	3 1					
												270 A	UTEP	3 2					
												301 H	Southeastern La.	3 0					
												312 H	Lamar University	3 1					
												315 A	Nicholls St.	2 3					
												326 N	Delaware St.	3 0					
				LAST 10 GAMES															
				312 H Lamar University 3 1				267 H Incarnate Word 3 1											
				88 H SFA 1 3				128 H A&M-Corpus Christi 3 2											
				199 A Sam Houston St. 3 0				133 A Houston Baptist 1 3											
				241 A Northwestern St. 3 1				315 A Nicholls St. 2 3											
				63 A Central Ark. 0 3				185 A McNeese 1 3											

Non-Div. I Games:

Abilene Christian

Average RPI Win:	288	WON-LOST RECORD	WINNING PCT. RANK	LAST 10 GAMES	STRENGTH OF SCHEDULE	OPP. STRENGTH OF SCHEDULE	TEAM RPI	ADJ RPI	CONF. RPI	ADJ CONF. RPI				
DIV. I ONLY		17- 8	.68 72	8- 2	303	314	200	.47713	204	30 30				
DIV. I NON-CONF.		4- 5	.44444 203	0- 0	121	252	169	.49506	169	30 30				
<hr/>														
TOTALS	RPI 1-25	RPI 26-50		W-L RECORDS	RPI 51-100		RPI 101-150		RPI 150+					
17- 8	0- 0	0- 0		OVERALL	0- 1		0- 3		17- 4					
8- 1	0- 0	0- 0		HOME	0- 0		0- 0		8- 1					
6- 4	0- 0	0- 0		AWAY	0- 1		0- 1		6- 2					
3- 3	0- 0	0- 0		NEUTRAL	0- 0		0- 2		3- 1					
<hr/>														
4- 5	0- 0	0- 0		NON-CONFERENCE	0- 1		0- 3		4- 1					
0- 0	0- 0	0- 0		HOME	0- 0		0- 0		0- 0					
1- 2	0- 0	0- 0		AWAY	0- 1		0- 1		1- 0					
3- 3	0- 0	0- 0		NEUTRAL	0- 0		0- 2		3- 1					
<hr/>														
13- 3	0- 0	0- 0		CONFERENCE	0- 0		0- 0		13- 3					
8- 1	0- 0	0- 0		HOME	0- 0		0- 0		8- 1					
5- 2	0- 0	0- 0		AWAY	0- 0		0- 0		5- 2					
0- 0	0- 0	0- 0		NEUTRAL	0- 0		0- 0		0- 0					
<hr/>														
RPI S	Opponent	Score	RPI S	Opponent	Score	RPI S	Opponent	Score	RPI S	Opponent	Score			
						59 A	Denver	1 3	102 N	Colgate	1 3			
						116 A	Syracuse	0 3						
						137 N	UC Davis	0 3						
						165 N	Central Conn. St.	3 1						
						176 H	Fairfield	2 3						
						183 N	Eastern Ill.	3 0						
						252 A	Marist	3 1						
						252 H	Marist	3 2						
						275 N	Grand Canyon	1 3						
						287 A	Iona	2 3						
						287 H	Iona	3 1						
						291 A	Rider	3 1						
						291 H	Rider	3 2						
						300 A	Canisius	1 3						
						300 H	Canisius	3 1						
						302 A	Hartford	3 1						
						305 H	Quinnipiac	3 0						
						307 N	NJIT	3 0						
						318 A	Siena	3 2						
						318 H	Siena	3 0						
						330 A	Manhattan	3 0						
						LAST 10 GAMES			330 H	Manhattan	3 0			
									252 A	Marist	3 1	333 A	Saint Peter's	3 0
									318 A	Siena	3 2	333 H	Saint Peter's	3 0
									330 H	Manhattan	3 0			
287 H	Iona	3 1												
300 A	Canisius	1 3	330 A	Manhattan	3 0									

Non-Div. I Games:

Niagara

Average RPI Win: 225		WON-LOST RECORD		WINNING PCT. RANK		LAST 10 GAMES		STRENGTH OF SCHEDULE		OPP. STRENGTH OF SCHEDULE		TEAM RPI		ADJ RPI		CONF. RPI		ADJ CONF. RPI	
DIV. I ONLY		13- 17		.43333 203		3- 7		175		201		206		.47632 205		15		16	
DIV. I NON-CONF.		8- 8		.5 158		0- 0		172		220		172		.49183 175		11		11	
TOTALS		RPI 1-25		RPI 26-50		W-L RECORDS		RPI 51-100		RPI 101-150		RPI 150+							
13- 17		0- 1		0- 0		OVERALL		1- 3		1- 6		11- 7							
4- 5		0- 0		0- 0		HOME		0- 0		0- 2		4- 3							
2- 8		0- 0		0- 0		AWAY		1- 3		0- 2		1- 3							
7- 4		0- 1		0- 0		NEUTRAL		0- 0		1- 2		6- 1							
8- 8		0- 1		0- 0		NON-CONFERENCE		1- 2		1- 2		6- 3							
0- 1		0- 0		0- 0		HOME		0- 0		0- 0		0- 1							
1- 3		0- 0		0- 0		AWAY		1- 2		0- 0		0- 1							
7- 4		0- 1		0- 0		NEUTRAL		0- 0		1- 2		6- 1							
5- 9		0- 0		0- 0		CONFERENCE		0- 1		0- 4		5- 4							
4- 4		0- 0		0- 0		HOME		0- 0		0- 2		4- 2							
1- 5		0- 0		0- 0		AWAY		0- 1		0- 2		1- 2							
0- 0		0- 0		0- 0		NEUTRAL		0- 0		0- 0		0- 0							
RPI	S	Opponent		Score		RPI	S	Opponent		Score		RPI	S	Opponent		Score			
25	N	Purdue		0 3															
				</															

Non-Div. I Games:

Eastern Mich.

Average RPI Win: 299		WON-LOST	WINNING	LAST 10	STRENGTH OF		OPP. STRENGTH	TEAM	ADJ	CONF.	ADJ CONF.				
Average RPI Loss: 150		RECORD	PCT. RANK	GAMES	SCHEDULE		OF SCHEDULE	RPI	RPI	RPI	RPI				
DIV. I ONLY		24- 9	.72727	52	8- 2		313	308	205	.47605	206	32	32		
DIV. I NON-CONF.		7- 9	.4375	208	0- 2		234	186	227	.45475	231	32	32		

TOTALS		RPI 1-25		RPI 26-50		W-L RECORDS		RPI 51-100		RPI 101-150		RPI 150+			
24- 9		0- 0		0- 2		OVERALL		0- 1		1- 3		23- 3			
12- 3		0- 0		0- 0		HOME		0- 1		1- 1		11- 1			
6- 4		0- 0		0- 1		AWAY		0- 0		0- 2		6- 1			
6- 2		0- 0		0- 1		NEUTRAL		0- 0		0- 0		6- 1			
7- 9		0- 0		0- 2		NON-CONFERENCE		0- 1		1- 3		6- 3			
4- 3		0- 0		0- 0		HOME		0- 1		1- 1		3- 1			
1- 4		0- 0		0- 1		AWAY		0- 0		0- 2		1- 1			
2- 2		0- 0		0- 1		NEUTRAL		0- 0		0- 0		2- 1			
17- 0		0- 0		0- 0		CONFERENCE		0- 0		0- 0		17- 0			
8- 0		0- 0		0- 0		HOME		0- 0		0- 0		8- 0			
5- 0		0- 0		0- 0		AWAY		0- 0		0- 0		5- 0			
4- 0		0- 0		0- 0		NEUTRAL		0- 0		0- 0		4- 0			
RPI	S	Opponent	Score	RPI	S	Opponent	Score	RPI	S	Opponent	Score	RPI	S	Opponent	Score
				28	N	Oregon St.	0 3	54	H	Alabama	1 3	117	H	South Ala.	0 3
				38	A	Auburn	0 3					129	A	Portland	0 3
												136	H	Jacksonville	3 2
												145	A	Tulane	0 3
												225	H	Western Caro.	3 1
												241	N	Northwestern St.	3 2
												245	A	UAB	3 1
												247	N	Fresno St.	1 3
												263	N	North Florida	3 1
												290	A	Troy	0 3
												299	H	N.C. A&T	3 2
												301	H	Southeastern La.	2 3
												304	A	Texas Southern	3 1
												304	H	Texas Southern	3 2
												311	A	Alabama A&M	3 0
												311	H	Alabama A&M	3 0
												317	H	Southern U.	3 0
												317	N	Southern U.	3 2
												320	H	Ark.-Pine Bluff	3 0
												320	N	Ark.-Pine Bluff	3 1
												323	H	Prairie View	3 0
												323	N	Prairie View	3 0
												324	H	Grambling	3 0
												324	N	Grambling	3 0
												325	A	Jackson St.	3 1
												328	A	Mississippi Val.	3 1
												328	H	Mississippi Val.	3 0

Non-Div. I Games:

Alabama St.

RPI	S	Opponent	Score	
329	H	Savannah St.	3	0
334	A	Alcorn	3	0
334	H	Alcorn	3	0

Alabama St.

A
l
a
b
a
m
a
S
t
.

A
l
a
b
a
m
a
S
t
.

Average RPI Win:	214	WON-LOST	WINNING	LAST 10	STRENGTH OF	OPP. STRENGTH	TEAM	ADJ	CONF.	ADJ CONF.	
Average RPI Loss:	136	RECORD	PCT. RANK	GAMES	SCHEDULE	OF SCHEDULE	RPI	RPI	RPI	RPI	
DIV. I ONLY	12- 14	.46154	186	5- 5	221	152	207	.47593	207	15	16
DIV. I NON-CONF.	5- 7	.41667	212	0- 0	233	145	232	.45402	234	11	11
<hr/>											
TOTALS	RPI 1-25	RPI 26-50		W-L RECORDS	RPI 51-100		RPI 101-150		RPI 150+		
12- 14	0- 0	0- 3		OVERALL	0- 2		2- 2		10- 7		
7- 7	0- 0	0- 2		HOME	0- 1		1- 1		6- 3		
4- 4	0- 0	0- 0		AWAY	0- 0		1- 1		3- 3		
1- 3	0- 0	0- 1		NEUTRAL	0- 1		0- 0		1- 1		
5- 7	0- 0	0- 3		NON-CONFERENCE	0- 1		0- 0		5- 3		
3- 3	0- 0	0- 2		HOME	0- 0		0- 0		3- 1		
1- 1	0- 0	0- 0		AWAY	0- 0		0- 0		1- 1		
1- 3	0- 0	0- 1		NEUTRAL	0- 1		0- 0		1- 1		
7- 7	0- 0	0- 0		CONFERENCE	0- 1		2- 2		5- 4		
4- 4	0- 0	0- 0		HOME	0- 1		1- 1		3- 2		
3- 3	0- 0	0- 0		AWAY	0- 0		1- 1		2- 2		
0- 0	0- 0	0- 0		NEUTRAL	0- 0		0- 0		0- 0		
RPI S	Opponent	Score	RPI S	Opponent	Score	RPI S	Opponent	Score	RPI S	Opponent	Score
			39 H	Notre Dame	0 3	71 H	Miami (OH)	0 3	115 A	Ball St.	1 3
			40 H	VCU	1 3	83 N	SIUE	2 3	115 H	Ball St.	3 0
			43 N	Maryland	2 3				124 H	Bowling Green	1 3
									144 A	Ohio	3 2
									154 A	Central Mich.	2 3
									154 H	Central Mich.	2 3
									158 H	New Mexico	3 1
									166 A	Buffalo	3 2
									178 N	Virginia Tech	1 3
									179 A	Marshall	3 2
									180 H	Western Mich.	3 1
									187 H	Northern Ill.	1 3
									205 A	Eastern Mich.	0 3
									205 H	Eastern Mich.	3 0
									222 A	Fort Wayne	1 3
									222 A	Kent St.	3 0
									284 H	Akron	3 2
									289 H	Youngstown St.	2 3
									301 H	Southeastern La.	3 0
									305 N	Quinnipiac	3 2
									314 H	Tennessee Tech	3 0
			LAST 10 GAMES								
			166 A	Buffalo	3 2	71 H	Miami (OH)	0 3			
			115 A	Ball St.	1 3	222 A	Kent St.	3 0			
			154 H	Central Mich.	2 3	144 A	Ohio	3 2			
			205 H	Eastern Mich.	3 0	180 H	Western Mich.	3 1			
			124 H	Bowling Green	1 3	187 H	Northern Ill.	1 3			

Non-Div. I Games:

Toledo

Average RPI Win: 200		WON-LOST RECORD		WINNING PCT. RANK		LAST 10 GAMES		STRENGTH OF SCHEDULE		OPP. STRENGTH OF SCHEDULE		TEAM RPI		ADJ RPI		CONF. RPI		ADJ CONF. RPI	
Average RPI Loss: 116																			
DIV. I ONLY		9- 17		.34615 250		5- 5		122		103		210		.47403 208		11		11	
DIV. I NON-CONF.		2- 10		.16667 297		0- 0		106		77		245		.44485 244		10		10	
TOTALS		RPI 1-25		RPI 26-50		W-L RECORDS		RPI 51-100		RPI 101-150		RPI 150+							
9- 17		0- 2		0- 3		OVERALL		0- 3		1- 4		8- 5							
5- 5		0- 0		0- 1		HOME		0- 2		1- 0		4- 2							
3- 8		0- 0		0- 2		AWAY		0- 1		0- 2		3- 3							
1- 4		0- 2		0- 0		NEUTRAL		0- 0		0- 2		1- 0							
2- 10		0- 2		0- 2		NON-CONFERENCE		0- 2		0- 3		2- 1							
1- 3		0- 0		0- 1		HOME		0- 2		0- 0		1- 0							
0- 3		0- 0		0- 1		AWAY		0- 0		0- 1		0- 1							
1- 4		0- 2		0- 0		NEUTRAL		0- 0		0- 2		1- 0							
7- 7		0- 0		0- 1		CONFERENCE		0- 1		1- 1		6- 4							
4- 2		0- 0		0- 0		HOME		0- 0		1- 0		3- 2							
3- 5		0- 0		0- 1		AWAY		0- 1		0- 1		3- 2							
0- 0		0- 0		0- 0		NEUTRAL		0- 0		0- 0		0- 0							
RPI S	Opponent	Score		RPI S	Opponent	Score		RPI S	Opponent	Score		RPI S	Opponent	Score					
19 N	BYU	0	3	29 A	Colorado St.	0	3	84 A	Wyoming	0	3	103 N	Portland St.	1	3				
20 N	Baylor	1	3	36 H	Missouri	2	3	86 H	Sacramento St.	1	3	119 N	Arizona St.	1	3				
				49 A	Hawaii	0	3	99 H	Pepperdine	1	3	139 A	San Jose St.	0	3				
												139 H	San Jose St.	3	1				
												142 A	Gonzaga	0	3				
												151 A	San Diego St.	0	3				
												151 H	San Diego St.	1	3				
												158 A	New Mexico	3	1				
												158 H	New Mexico	3	1				
												197 N	Utah Valley	3	1				
												201 A	UNLV	3	1				
												201 H	UNLV	2	3				
												202 A	Air Force	3	0				
												202 H	Air Force	3	1				
												247 A	Fresno St.	1	3				
												247 H	Fresno St.	3	0				
												295 A	San Francisco	0	3				
												295 H	San Francisco	3	1				
				LAST 10 GAMES															
				158 A	New Mexico	3	1	139 A	San Jose St.	0	3								
				201 A	UNLV	3	1	29 A	Colorado St.	0	3								
				247 H	Fresno St.	3	0	84 A	Wyoming	0	3								
				151 H	San Diego St.	1	3	201 H	UNLV	2	3								
				202 H	Air Force	3	1	158 H	New Mexico	3	1								

Non-Div. I Games:

Nevada

Average RPI Win: 204		WON-LOST	WINNING	LAST 10	STRENGTH OF		OPP. STRENGTH	TEAM	ADJ	CONF.	ADJ CONF.	
Average RPI Loss: 121		RECORD	PCT. RANK	GAMES	SCHEDULE		OF SCHEDULE	RPI	RPI	RPI	RPI	
DIV. I ONLY		12- 16	.42857	204	204		106	208	.474	209	14	14
DIV. I NON-CONF.		7- 7	.5	158	250		93	198	.47409	202	13	13
TOTALS		RPI 1-25	RPI 26-50		W-L RECORDS		RPI 51-100		RPI 101-150		RPI 150+	
12- 16	0- 0	0- 3		OVERALL		0- 3		2- 5		10- 5		
6- 7	0- 0	0- 1		HOME		0- 1		1- 2		5- 3		
3- 6	0- 0	0- 1		AWAY		0- 1		1- 2		2- 2		
3- 3	0- 0	0- 1		NEUTRAL		0- 1		0- 1		3- 0		
7- 7	0- 0	0- 3		NON-CONFERENCE		0- 1		0- 1		7- 2		
2- 3	0- 0	0- 1		HOME		0- 0		0- 0		2- 2		
2- 1	0- 0	0- 1		AWAY		0- 0		0- 0		2- 0		
3- 3	0- 0	0- 1		NEUTRAL		0- 1		0- 1		3- 0		
5- 9	0- 0	0- 0		CONFERENCE		0- 2		2- 4		3- 3		
4- 4	0- 0	0- 0		HOME		0- 1		1- 2		3- 1		
1- 5	0- 0	0- 0		AWAY		0- 1		1- 2		0- 2		
0- 0	0- 0	0- 0		NEUTRAL		0- 0		0- 0		0- 0		
RPI S	Opponent	Score	RPI S	Opponent	Score	RPI S	Opponent	Score	RPI S	Opponent	Score	
			33 H	Marquette	0 3	82 N	Northwestern	0 3	111 A	IUPUI	0 3	
			34 A	Michigan	0 3	85 A	Cleveland St.	1 3	111 H	IUPUI	1 3	
			37 N	NC State	0 3	85 H	Cleveland St.	1 3	131 A	Green Bay	0 3	
									131 H	Green Bay	0 3	
									132 A	Oakland	3 2	
									132 H	Oakland	3 1	
									135 N	Cincinnati	0 3	
									156 A	Ill.-Chicago	2 3	
									156 H	Ill.-Chicago	2 3	
									164 A	Northern Ky.	1 3	
									164 H	Northern Ky.	3 0	
									174 N	Army West Point	3 1	
									176 N	Fairfield	3 2	
									178 H	Virginia Tech	2 3	
									187 H	Northern Ill.	3 0	
									220 H	Idaho St.	3 2	
									229 H	Wright St.	3 2	
									238 N	Samford	3 0	
									240 A	DePaul	3 0	
									262 A	Loyola Chicago	3 0	
									289 H	Youngstown St.	3 0	
									313 H	South Dakota St.	0 3	
LAST 10 GAMES												
			111 H	IUPUI	1 3	132 A	Oakland	3 2				
			164 H	Northern Ky.	3 0	229 H	Wright St.	3 2				
			156 A	Ill.-Chicago	2 3	289 H	Youngstown St.	3 0				
			131 H	Green Bay	0 3	164 A	Northern Ky.	1 3				
			85 A	Cleveland St.	1 3	111 A	IUPUI	0 3				

Non-Div. I Games:

Milwaukee

Average RPI Win:	251	WON-LOST	WINNING	LAST 10	STRENGTH OF	OPP. STRENGTH	TEAM	ADJ	CONF.	ADJ CONF.	
Average RPI Loss:	127	RECORD	PCT. RANK	GAMES	SCHEDULE	OF SCHEDULE	RPI	RPI	RPI	RPI	
DIV. I ONLY	10- 15	.4	222	3- 7	159	195	211	.47337	210	17	17
DIV. I NON-CONF.	5- 7	.41667	212	0- 0	206	210	215	.4619	215	18	18
<hr/>											
TOTALS	RPI 1-25	RPI 26-50		W-L RECORDS		RPI 51-100		RPI 101-150		RPI 150+	
10- 15	0- 0	0- 3		OVERALL		0- 3		0- 4		10- 5	
3- 6	0- 0	0- 1		HOME		0- 1		0- 2		3- 2	
3- 7	0- 0	0- 2		AWAY		0- 2		0- 1		3- 2	
4- 2	0- 0	0- 0		NEUTRAL		0- 0		0- 1		4- 1	
5- 7	0- 0	0- 1		NON-CONFERENCE		0- 1		0- 2		5- 3	
1- 2	0- 0	0- 0		HOME		0- 0		0- 1		1- 1	
0- 3	0- 0	0- 1		AWAY		0- 1		0- 0		0- 1	
4- 2	0- 0	0- 0		NEUTRAL		0- 0		0- 1		4- 1	
5- 8	0- 0	0- 2		CONFERENCE		0- 2		0- 2		5- 2	
2- 4	0- 0	0- 1		HOME		0- 1		0- 1		2- 1	
3- 4	0- 0	0- 1		AWAY		0- 1		0- 1		3- 1	
0- 0	0- 0	0- 0		NEUTRAL		0- 0		0- 0		0- 0	
RPI	S	Opponent	Score	RPI	S	Opponent	Score	RPI	S	Opponent	Score
				39	A	Notre Dame	0 3	53	A	Dayton	0 3
				40	A	VCU	0 3	53	H	Dayton	0 3
				40	H	VCU	0 3	75	A	Yale	1 3

Non-Div. I Games:

Rhode Island

Average RPI Win:	257	WON-LOST	WINNING	LAST 10	STRENGTH OF	OPP. STRENGTH	TEAM	ADJ	CONF.	ADJ CONF.							
Average RPI Loss:	181	RECORD	PCT. RANK	GAMES	SCHEDULE	OF SCHEDULE	RPI	RPI	RPI	RPI							
DIV. I ONLY	11- 14	.44	197	4- 6	153	299	213	.47298	211	28	28						
DIV. I NON-CONF.	6- 7	.46154	183	0- 0	133	289	175	.49175	176	29	29						
<hr/>																	
TOTALS	RPI 1-25	RPI 26-50		W-L RECORDS		RPI 51-100		RPI 101-150		RPI 150+							
11- 14	0- 0	0- 0		OVERALL		0- 2		1- 1		10- 11							
7- 4	0- 0	0- 0		HOME		0- 0		1- 0		6- 4							
2- 6	0- 0	0- 0		AWAY		0- 1		0- 0		2- 5							
2- 4	0- 0	0- 0		NEUTRAL		0- 1		0- 1		2- 2							
<hr/>																	
6- 7	0- 0	0- 0		NON-CONFERENCE		0- 2		0- 1		6- 4							
3- 1	0- 0	0- 0		HOME		0- 0		0- 0		3- 1							
1- 2	0- 0	0- 0		AWAY		0- 1		0- 0		1- 1							
2- 4	0- 0	0- 0		NEUTRAL		0- 1		0- 1		2- 2							
<hr/>																	
5- 7	0- 0	0- 0		CONFERENCE		0- 0		1- 0		4- 7							
4- 3	0- 0	0- 0		HOME		0- 0		1- 0		3- 3							
1- 4	0- 0	0- 0		AWAY		0- 0		0- 0		1- 4							
0- 0	0- 0	0- 0		NEUTRAL		0- 0		0- 0		0- 0							
<hr/>																	
RPI S	Opponent	Score	RPI S	Opponent	Score	RPI S	Opponent	Score	RPI S	Opponent	Score						
						69 A	James Madison	1	3	116 N	Syracuse	2	3				
						81 N	American	2	3	126 H	LIU Brooklyn	3	1				
											160 A	Harvard	3	2			
											162 N	Stony Brook	0	3			
											165 A	Central Conn. St.	2	3			
											165 H	Central Conn. St.	2	3			
											172 A	Bryant	2	3			
											172 H	Bryant	2	3			
											175 H	Lehigh	1	3			
											176 H	Fairfield	3	1			
											227 A	Robert Morris	0	3			
											227 H	Robert Morris	2	3			
											239 A	Dartmouth	2	3			
											266 A	Saint Francis (PA)	0	3			
											266 H	Saint Francis (PA)	3	0			
											274 H	Brown	3	1			
											279 N	Gardner-Webb	3	2			
											287 N	Iona	3	0			
											291 N	Rider	2	3			
											302 H	Hartford	3	0			
			LAST 10 GAMES			310 H	St. Francis Brooklyn	3	0	322 A	Fairleigh Dickinson	3	0				
						172 A	Bryant	2	3	126 H	LIU Brooklyn	3	1	322 H	Fairleigh Dickinson	3	1
						165 A	Central Conn. St.	2	3	172 H	Bryant	2	3				
						266 H	Saint Francis (PA)	3	0	165 H	Central Conn. St.	2	3				
						227 H	Robert Morris	2	3	266 A	Saint Francis (PA)	0	3				

Non-Div. I Games:

Sacred Heart

Average RPI Win: 200		WON-LOST RECORD		WINNING PCT. RANK		LAST 10 GAMES		STRENGTH OF SCHEDULE		OPP. STRENGTH OF SCHEDULE		TEAM RPI		ADJ RPI		CONF. RPI		ADJ CONF. RPI	
DIV. I ONLY		7- 19		.26923 280		0- 10		75		112		215		.47214 212		7		7	
DIV. I NON-CONF.		6- 6		.5 158		0- 0		76		240		122		.52896 122		7		7	
TOTALS		RPI 1-25		RPI 26-50		W-L RECORDS		RPI 51-100		RPI 101-150		RPI 150+							
7- 19		0- 1		0- 1		OVERALL		2- 10		0- 2		5- 5							
2- 9		0- 0		0- 1		HOME		1- 4		0- 1		1- 3							
0- 8		0- 1		0- 0		AWAY		0- 4		0- 1		0- 2							
5- 2		0- 0		0- 0		NEUTRAL		1- 2		0- 0		4- 0							
6- 6		0- 0		0- 0		NON-CONFERENCE		1- 5		0- 0		5- 1							
1- 3		0- 0		0- 0		HOME		0- 2		0- 0		1- 1							
0- 1		0- 0		0- 0		AWAY		0- 1		0- 0		0- 0							
5- 2		0- 0		0- 0		NEUTRAL		1- 2		0- 0		4- 0							
1- 13		0- 1		0- 1		CONFERENCE		1- 5		0- 2		0- 4							
1- 6		0- 0		0- 1		HOME		1- 2		0- 1		0- 2							
0- 7		0- 1		0- 0		AWAY		0- 3		0- 1		0- 2							
0- 0		0- 0		0- 0		NEUTRAL		0- 0		0- 0		0- 0							
RPI S	Opponent	Score		RPI S	Opponent	Score		RPI S	Opponent	Score		RPI S	Opponent	Score					
14 A	Creighton	1 3		33 H	Marquette	0 3		58 A	Butler	2 3		121 A	St. John's (NY)	0 3					
								58 H	Butler	3 2		121 H	St. John's (NY)	0 3					
								66 A	Rice	1 3		161 A	Xavier	0 3					
								69 H	James Madison	2 3		161 H	Xavier	1 3					
								77 A	Villanova	0 3		163 A	Providence	2 3					
								77 H	Villanova	0 3		166 H	Buffalo	2 3					
								81 N	American	3 2		174 N	Army West Point	3 0					
								88 N	SFA	1 3		213 N	Columbia	3 0					
								92 A	Seton Hall	1 3		240 H	DePaul	2 3					
								92 H	Seton Hall	2 3		244 N	Howard	3 1					
								93 N	Arkansas St.	1 3		306 N	The Citadel	3 0					
								94 H	Santa Clara	2 3		321 H	Coppin St.	3 0					
				LAST 10 GAMES															
				92 H	Seton Hall	2 3		33 H	Marquette	0 3									
				121 H	St. John's (NY)	0 3		240 H	DePaul	2 3									
				58 A	Butler	2 3		121 A	St. John's (NY)	0 3									
				161 A	Xavier	0 3		77 H	Villanova	0 3									
				77 A	Villanova	0 3		92 A	Seton Hall	1 3									

Non-Div. I Games:

Georgetown

Average RPI Win:	202	WON-LOST	WINNING	LAST 10	STRENGTH OF	OPP. STRENGTH	TEAM	ADJ	CONF.	ADJ CONF.							
Average RPI Loss:	167	RECORD	PCT. RANK	GAMES	SCHEDULE	OF SCHEDULE	RPI	RPI	RPI	RPI							
DIV. I ONLY	9- 12	.42857	204	4- 6	195	185	212	.47173	213	12	12						
DIV. I NON-CONF.	5- 4	.55556	137	0- 0	274	231	211	.46938	211	16	16						
<hr/>																	
TOTALS	RPI 1-25	RPI 26-50		W-L RECORDS		RPI 51-100		RPI 101-150		RPI 150+							
9- 12	0- 0	0- 0		OVERALL		1- 2		1- 5		7- 5							
6- 1	0- 0	0- 0		HOME		1- 0		1- 1		4- 0							
1- 8	0- 0	0- 0		AWAY		0- 2		0- 3		1- 3							
2- 3	0- 0	0- 0		NEUTRAL		0- 0		0- 1		2- 2							
<hr/>																	
5- 4	0- 0	0- 0		NON-CONFERENCE		0- 0		0- 2		5- 2							
2- 0	0- 0	0- 0		HOME		0- 0		0- 0		2- 0							
1- 1	0- 0	0- 0		AWAY		0- 0		0- 1		1- 0							
2- 3	0- 0	0- 0		NEUTRAL		0- 0		0- 1		2- 2							
<hr/>																	
4- 8	0- 0	0- 0		CONFERENCE		1- 2		1- 3		2- 3							
4- 1	0- 0	0- 0		HOME		1- 0		1- 1		2- 0							
0- 7	0- 0	0- 0		AWAY		0- 2		0- 2		0- 3							
0- 0	0- 0	0- 0		NEUTRAL		0- 0		0- 0		0- 0							
<hr/>																	
RPI S	Opponent	Score	RPI S	Opponent	Score	RPI S	Opponent	Score	RPI S	Opponent	Score						
						61 A Princeton	0	3	113 N Northeastern	0	3						
						61 H Princeton	3	2	126 A LIU Brooklyn	2	3						
						75 A Yale	0	3	143 A Cornell	1	3						
									143 H Cornell	3	1						
									148 A Penn	2	3						
									148 H Penn	2	3						
									160 A Harvard	0	3						
									160 H Harvard	3	2						
									202 N Air Force	3	2						
									210 A Rhode Island	3	1						
									212 N Georgetown	0	3						
									239 A Dartmouth	0	3						
									239 H Dartmouth	3	1						
									243 H Fordham	3	0						
									252 N Marist	3	0						
									274 A Brown	1	3						
									306 N The Citadel	2	3						
									310 H St. Francis Brooklyn	3	1						
						<hr/>											
									LAST 10 GAMES								
			148 A Penn	2	3	61 H Princeton	3	2									
			61 A Princeton	0	3	148 H Penn	2	3									
			239 H Dartmouth	3	1	274 A Brown	1	3									
			160 H Harvard	3	2	75 A Yale	0	3									
			143 H Cornell	3	1	160 A Harvard	0	3									

Non-Div. I Games:

Columbia

Average RPI Win: 242		WON-LOST RECORD		WINNING PCT. RANK		LAST 10 GAMES		STRENGTH OF SCHEDULE		OPP. STRENGTH OF SCHEDULE		TEAM RPI		ADJ RPI		CONF. RPI		ADJ CONF. RPI	
Average RPI Loss: 144																			
DIV. I ONLY		11- 13		.45833 191		6- 4		225		206		217		.47153 214		29		29	
DIV. I NON-CONF.		5- 9		.35714 236		0- 0		147		148		207		.47178 206		28		28	
TOTALS		RPI 1-25		RPI 26-50		W-L RECORDS		RPI 51-100		RPI 101-150		RPI 150+							
11- 13		0- 0		0- 2		OVERALL		0- 2		0- 3		11- 6							
7- 3		0- 0		0- 0		HOME		0- 0		0- 0		7- 3							
3- 5		0- 0		0- 1		AWAY		0- 0		0- 2		3- 2							
1- 5		0- 0		0- 1		NEUTRAL		0- 2		0- 1		1- 1							
5- 9		0- 0		0- 2		NON-CONFERENCE		0- 2		0- 3		5- 2							
4- 0		0- 0		0- 0		HOME		0- 0		0- 0		4- 0							
0- 4		0- 0		0- 1		AWAY		0- 0		0- 2		0- 1							
1- 5		0- 0		0- 1		NEUTRAL		0- 2		0- 1		1- 1							
6- 4		0- 0		0- 0		CONFERENCE		0- 0		0- 0		6- 4							
3- 3		0- 0		0- 0		HOME		0- 0		0- 0		3- 3							
3- 1		0- 0		0- 0		AWAY		0- 0		0- 0		3- 1							
0- 0		0- 0		0- 0		NEUTRAL		0- 0		0- 0		0- 0							
RPI	S	Opponent	Score	RPI	S	Opponent	Score	RPI	S	Opponent	Score	RPI	S	Opponent	Score				
				34	A	Michigan	0 3	58	N	Butler	1 3	113	A	Northeastern	2 3				
				42	N	Washington St.	0 3	86	N	Sacramento St.	1 3	121	A	St. John's (NY)	0 3				
												131	N	Green Bay	1 3				
												162	A	Stony Brook	3 2				
												162	H	Stony Brook	3 2				
												172	H	Bryant	3 0				
												176	A	Fairfield	1 3				
												177	A	Albany (NY)	3 2				
												177	H	Albany (NY)	0 3				
												190	N	UConn	1 3				
												210	H	Rhode Island	3 2				
												237	H	UMBC	2 3				
												239	H	Dartmouth	3 0				
												254	A	Binghamton	1 3				
												254	H	Binghamton	1 3				
												302	H	Hartford	3 0				
												303	A	UMass Lowell	3 2				
												303	H	UMass Lowell	3 0				
												309	N	Holy Cross	3 0				
												318	H	Siena	3 0				
				LAST 10 GAMES															
				162	A	Stony Brook	3 2	237	H	UMBC	2 3								
				177	H	Albany (NY)	0 3	162	H	Stony Brook	3 2								
				254	H	Binghamton	1 3	254	A	Binghamton	1 3								
				303	H	UMass Lowell	3 0	177	A	Albany (NY)	3 2								
				302	H	Hartford	3 0	303	A	UMass Lowell	3 2								

Non-Div. I Games:

New Hampshire

Average RPI Win: 227		WON-LOST RECORD		WINNING PCT. RANK		LAST 10 GAMES		STRENGTH OF SCHEDULE		OPP. STRENGTH OF SCHEDULE		TEAM RPI		ADJ RPI		CONF. RPI		ADJ CONF. RPI	
Average RPI Loss: 144																			
DIV. I ONLY		10- 17		.37037 238		4- 6		126		203		214		.47093 215		20		20	
DIV. I NON-CONF.		3- 10		.23077 276		0- 0		180		153		270		.42649 271		22		23	
TOTALS		RPI 1-25		RPI 26-50		W-L RECORDS		RPI 51-100		RPI 101-150		RPI 150+							
10- 17		0- 0		0- 4		OVERALL		1- 2		1- 1		8- 10							
4- 8		0- 0		0- 3		HOME		0- 1		0- 1		4- 3							
4- 6		0- 0		0- 1		AWAY		1- 0		0- 0		3- 5							
2- 3		0- 0		0- 0		NEUTRAL		0- 1		1- 0		1- 2							
3- 10		0- 0		0- 2		NON-CONFERENCE		0- 1		1- 1		2- 6							
0- 4		0- 0		0- 2		HOME		0- 0		0- 1		0- 1							
1- 3		0- 0		0- 0		AWAY		0- 0		0- 0		1- 3							
2- 3		0- 0		0- 0		NEUTRAL		0- 1		1- 0		1- 2							
7- 7		0- 0		0- 2		CONFERENCE		1- 1		0- 0		6- 4							
4- 4		0- 0		0- 1		HOME		0- 1		0- 0		4- 2							
3- 3		0- 0		0- 1		AWAY		1- 0		0- 0		2- 2							
0- 0		0- 0		0- 0		NEUTRAL		0- 0		0- 0		0- 0							
RPI S	Opponent	Score		RPI S	Opponent	Score		RPI S	Opponent	Score		RPI S	Opponent	Score					
				40 H	VCU	0	3	72 A	Radford	3	2	107 H	Furman	0	3				
				43 H	Maryland	0	3	72 H	Radford	0	3	114 N	Hofstra	3	1				
				50 A	High Point	0	3	77 N	Villanova	0	3	152 H	Elon	1	3				
				50 H	High Point	1	3					155 A	Campbell	0	3				
												155 H	Campbell	2	3				
												180 N	Western Mich.	0	3				
												182 A	UNCW	1	3				
												193 A	Virginia	1	3				
												196 H	UNC Asheville	3	2				
												202 A	Air Force	3	1				
												202 A	Air Force	0	3				
												233 A	Winthrop	3	0				
												233 H	Winthrop	2	3				
												271 A	Presbyterian	1	3				
												271 H	Presbyterian	3	2				
												279 H	Gardner-Webb	3	0				
												288 N	Southern Utah	2	3				
												292 A	Charleston So.	3	1				
												292 H	Charleston So.	3	0				
												319 N	Morgan St.	3	1				
				LAST 10 GAMES															
				271 A	Presbyterian	1	3	233 A	Winthrop	3	0								
				72 H	Radford	0	3	292 H	Charleston So.	3	0								
				155 H	Campbell	2	3	233 H	Winthrop	2	3								
				279 H	Gardner-Webb	3	0	50 A	High Point	0	3								
				292 A	Charleston So.	3	1	155 A	Campbell	0	3								

Non-Div. I Games:

Liberty

Average RPI Win:	282	WON-LOST	WINNING	LAST 10	STRENGTH OF	OPP. STRENGTH	TEAM	ADJ	CONF.	ADJ CONF.				
Average RPI Loss:	180	RECORD	PCT. RANK	GAMES	SCHEDULE	OF SCHEDULE	RPI	RPI	RPI	RPI				
DIV. I ONLY	22- 11	.66667	78	7- 3	309	303	209	.47083	216	24	24			
DIV. I NON-CONF.	14- 5	.73684	66	1- 0	324	331	214	.46299	214	26	26			
<hr/>														
TOTALS	RPI 1-25	RPI 26-50		W-L RECORDS		RPI 51-100		RPI 101-150		RPI 150+				
22- 11	0- 0	0- 0		OVERALL		0- 3		1- 2		21- 6				
12- 1	0- 0	0- 0		HOME		0- 1		1- 0		11- 0				
5- 7	0- 0	0- 0		AWAY		0- 1		0- 1		5- 5				
5- 3	0- 0	0- 0		NEUTRAL		0- 1		0- 1		5- 1				
<hr/>														
14- 5	0- 0	0- 0		NON-CONFERENCE		0- 1		0- 2		14- 2				
5- 0	0- 0	0- 0		HOME		0- 0		0- 0		5- 0				
4- 2	0- 0	0- 0		AWAY		0- 0		0- 1		4- 1				
5- 3	0- 0	0- 0		NEUTRAL		0- 1		0- 1		5- 1				
<hr/>														
8- 6	0- 0	0- 0		CONFERENCE		0- 2		1- 0		7- 4				
7- 1	0- 0	0- 0		HOME		0- 1		1- 0		6- 0				
1- 5	0- 0	0- 0		AWAY		0- 1		0- 0		1- 4				
0- 0	0- 0	0- 0		NEUTRAL		0- 0		0- 0		0- 0				
<hr/>														
RPI S	Opponent	Score	RPI S	Opponent	Score	RPI S	Opponent	Score	RPI S	Opponent	Score			
						57 H	Austin Peay	0	3	133 N	Houston Baptist	2	3	
						65 N	Towson	0	3	141 H	Murray St.	3	1	
						83 A	SIUE	1	3	150 A	Louisiana	1	3	
									153 H	Belmont	3	2		
									183 A	Eastern Ill.	2	3		
									195 A	Eastern Ky.	1	3		
									195 H	Eastern Ky.	3	1		
									225 A	Western Caro.	3	0		
									233 N	Winthrop	2	3		
									236 H	UT Martin	3	2		
									248 H	Tennessee St.	3	2		
									280 A	Southeast Mo. St.	0	3		
									292 N	Charleston So.	3	1		
									292 N	Charleston So.	3	2		
									296 A	Morehead St.	2	3		
									296 H	Morehead St.	3	2		
									299 H	N.C. A&T	3	0		
									306 A	The Citadel	1	3		
									308 H	La.-Monroe	3	0		
									311 A	Alabama A&M	3	2		
			311 H	Alabama A&M	3	0								
			311 N	Alabama A&M	3	0								
			314 A	Tennessee Tech	3	0								
			314 H	Tennessee Tech	3	0								
			315 N	Nicholls St.	3	1								
			325 A	Jackson St.	3	1								
			328 H	Mississippi Val.	3	0								
<hr/>														
			LAST 10 GAMES											
			296 H	Morehead St.	3	2	83 A	SIUE	1	3	314 A	Tennessee Tech	3	0
			195 H	Eastern Ky.	3	1	57 H	Austin Peay	0	3	314 H	Tennessee Tech	3	0
			236 H	UT Martin	3	2	141 H	Murray St.	3	1	315 N	Nicholls St.	3	1
			314 H	Tennessee Tech	3	0	311 A	Alabama A&M	3	2	325 A	Jackson St.	3	1
			183 A	Eastern Ill.	2	3	153 H	Belmont	3	2	328 H	Mississippi Val.	3	0

Non-Div. I Games:

Jacksonville St.

RPI	S	Opponent	Score	
328	N	Mississippi Val.	3	0
334	A	Alcorn	3	1
334	H	Alcorn	3	0

Jacksonville St.

J
a
c
k
s
o
n
v
i
l
l
e
s
t
.

J
a
c
k
s
o
n
v
i
l
l
e
s
t
.

Average RPI Win: 211		WON-LOST	WINNING	LAST 10	STRENGTH OF		OPP. STRENGTH	TEAM	ADJ	CONF.	ADJ CONF.
Average RPI Loss: 97		RECORD	PCT. RANK	GAMES	SCHEDULE		OF SCHEDULE	RPI	RPI	RPI	RPI
DIV. I ONLY		7- 19	.26923	280	3- 7		96	77	218	.47058	217
DIV. I NON-CONF.		3- 10	.23077	276	0- 0		167	53	246	.44479	245
TOTALS		RPI 1-25	RPI 26-50		W-L RECORDS		RPI 51-100		RPI 101-150		RPI 150+
7- 19	0- 4	0- 4		OVERALL		1- 3		0- 3		6- 5	
5- 6	0- 2	0- 3		HOME		1- 0		0- 1		4- 0	
2- 10	0- 1	0- 1		AWAY		0- 3		0- 1		2- 4	
0- 3	0- 1	0- 0		NEUTRAL		0- 0		0- 1		0- 1	
3- 10	0- 2	0- 2		NON-CONFERENCE		0- 2		0- 1		3- 3	
3- 3	0- 1	0- 2		HOME		0- 0		0- 0		3- 0	
0- 4	0- 0	0- 0		AWAY		0- 2		0- 0		0- 2	
0- 3	0- 1	0- 0		NEUTRAL		0- 0		0- 1		0- 1	
4- 9	0- 2	0- 2		CONFERENCE		1- 1		0- 2		3- 2	
2- 3	0- 1	0- 1		HOME		1- 0		0- 1		1- 0	
2- 6	0- 1	0- 1		AWAY		0- 1		0- 1		2- 2	
0- 0	0- 0	0- 0		NEUTRAL		0- 0		0- 0		0- 0	
RPI S	Opponent	Score	RPI S	Opponent	Score	RPI S	Opponent	Score	RPI S	Opponent	Score
7 H	Stanford	0 3	26 H	UCLA	1 3	68 A	UC Irvine	1 3	109 N	Pacific	0 3
12 N	Kansas	1 3	44 H	Iowa	1 3	68 H	UC Irvine	3 0	137 A	UC Davis	1 3
24 A	Cal Poly	0 3	49 A	Hawaii	0 3	89 A	Loyola Marymount	0 3	137 H	UC Davis	1 3
24 H	Cal Poly	1 3	49 H	Hawaii	1 3	99 A	Pepperdine	1 3	151 A	San Diego St.	2 3
									186 A	CSUN	1 3
									191 A	UC Riverside	3 2
									192 A	UC Santa Barbara	1 3
									192 H	UC Santa Barbara	3 0
									197 A	Utah Valley	1 3
									218 H	Montana St.	3 2
									229 H	Wright St.	3 0
									251 N	Montana	0 3
									283 A	Cal St. Fullerton	3 0
									295 H	San Francisco	3 0
LAST 10 GAMES											
	49 A	Hawaii	0 3		283 A	Cal St. Fullerton	3 0				
	68 H	UC Irvine	3 0		49 H	Hawaii	1 3				
	137 H	UC Davis	1 3		137 A	UC Davis	1 3				
	24 A	Cal Poly	0 3		68 A	UC Irvine	1 3				
	192 A	UC Santa Barbara	1 3		192 H	UC Santa Barbara	3 0				

Non-Div. I Games:

Long Beach St.

Average RPI Win:		191	WON-LOST RECORD		WINNING PCT. RANK		LAST 10 GAMES		STRENGTH OF SCHEDULE		OPP. STRENGTH OF SCHEDULE		TEAM RPI		ADJ RPI		CONF. RPI		ADJ CONF. RPI				
Average RPI Loss:		153																					
DIV. I ONLY			9- 14		.3913 226		4- 6		172		167		219		.47012 218		18		18				
DIV. I NON-CONF.			4- 5		.44444 203		0- 0		151		119		167		.4955 168		17		17				
TOTALS		RPI 1-25		RPI 26-50		W-L RECORDS		RPI 51-100		RPI 101-150		RPI 150+											
9- 14		0- 1		0- 0		OVERALL		1- 3		2- 2		6- 8											
3- 6		0- 1		0- 0		HOME		0- 1		1- 1		2- 3											
4- 7		0- 0		0- 0		AWAY		1- 2		0- 1		3- 4											
2- 1		0- 0		0- 0		NEUTRAL		0- 0		1- 0		1- 1											
4- 5		0- 1		0- 0		NON-CONFERENCE		0- 1		2- 0		2- 3											
1- 2		0- 1		0- 0		HOME		0- 0		1- 0		0- 1											
1- 2		0- 0		0- 0		AWAY		0- 1		0- 0		1- 1											
2- 1		0- 0		0- 0		NEUTRAL		0- 0		1- 0		1- 1											
5- 9		0- 0		0- 0		CONFERENCE		1- 2		0- 2		4- 5											
2- 4		0- 0		0- 0		HOME		0- 1		0- 1		2- 2											
3- 5		0- 0		0- 0		AWAY		1- 1		0- 1		2- 3											
0- 0		0- 0		0- 0		NEUTRAL		0- 0		0- 0		0- 0											
RPI S	Opponent		Score		RPI S	Opponent		Score		RPI S	Opponent		Score		RPI S	Opponent		Score					
23 H	Illinois		1 3							68 A	UC Irvine		0 3		103 H	Portland St.		0 3					
										86 A	Sacramento St.		1 3		109 N	Pacific		3 2					
										87 A	North Dakota		3 2		123 A	Idaho		0 3					
										87 H	North Dakota		0 3		142 H	Gonzaga		3 2					
															167 A	Utah St.		3 1					
															173 H	Northern Ariz.		1 3					
															181 A	Northern Colo.		0 3					
															181 H	Northern Colo.		0 3					
															192 N	UC Santa Barbara		3 1					
															202 H	Air Force		1 3					
															217 A	Long Beach St.		2 3					
															220 A	Idaho St.		2 3					
															224 N	CSU Bakersfield		0 3					
															234 A	Weber St.		3 2					
															251 A	Montana		3 2					
															251 H	Montana		3 0					
															253 A	Eastern Wash.		2 3					
															288 H	Southern Utah		3 1					
LAST 10 GAMES																							
251 A Montana										3 2		173 H Northern Ariz.										1 3	
86 A Sacramento St.										1 3		181 H Northern Colo.										0 3	
87 A North Dakota										3 2		87 H North Dakota										0 3	
181 A Northern Colo.										0 3		220 A Idaho St.										2 3	
288 H Southern Utah										3 1		234 A Weber St.										3 2	

Non-Div. I Games:

Montana St.

U
M
E
S

UMES

RPI	S	Opponent	Score	
332	H	Norfolk St.	3	0
333	N	Saint Peter's	3	1

UMES

U
M
E
S

U
M
E
S

Average RPI Win: 229		WON-LOST RECORD		WINNING PCT. RANK		LAST 10 GAMES		STRENGTH OF SCHEDULE		OPP. STRENGTH OF SCHEDULE		TEAM RPI		ADJ RPI		CONF. RPI		ADJ CONF. RPI	
DIV. I ONLY		11- 16		.40741 220		7- 3		205		120		220		.46847 220		18		18	
DIV. I NON-CONF.		3- 10		.23077 276		0- 0		158		76		247		.44474 246		17		17	
TOTALS		RPI 1-25		RPI 26-50		W-L RECORDS		RPI 51-100		RPI 101-150		RPI 150+							
11- 16		0- 1		0- 3		OVERALL		0- 2		1- 3		10- 7							
5- 2		0- 0		0- 0		HOME		0- 0		1- 0		4- 2							
4- 8		0- 0		0- 1		AWAY		0- 2		0- 2		4- 3							
2- 6		0- 1		0- 2		NEUTRAL		0- 0		0- 1		2- 2							
3- 10		0- 1		0- 3		NON-CONFERENCE		0- 0		0- 2		3- 4							
0- 1		0- 0		0- 0		HOME		0- 0		0- 0		0- 1							
1- 3		0- 0		0- 1		AWAY		0- 0		0- 1		1- 1							
2- 6		0- 1		0- 2		NEUTRAL		0- 0		0- 1		2- 2							
8- 6		0- 0		0- 0		CONFERENCE		0- 2		1- 1		7- 3							
5- 1		0- 0		0- 0		HOME		0- 0		1- 0		4- 1							
3- 5		0- 0		0- 0		AWAY		0- 2		0- 1		3- 2							
0- 0		0- 0		0- 0		NEUTRAL		0- 0		0- 0		0- 0							
RPI S	Opponent	Score		RPI S	Opponent	Score		RPI S	Opponent	Score		RPI S	Opponent	Score					
2 N	Minnesota	0	3	28 N	Oregon St.	0	3	86 A	Sacramento St.	0	3	101 A	Boise St.	0	3				
				29 A	Colorado St.	0	3	87 A	North Dakota	0	3	103 A	Portland St.	0	3				
				34 N	Michigan	0	3					115 N	Ball St.	1	3				
												123 H	Idaho	3	0				
												153 A	Belmont	3	2				
												173 A	Northern Ariz.	0	3				
												173 H	Northern Ariz.	0	3				
												178 N	Virginia Tech	2	3				
												181 A	Northern Colo.	3	0				
												197 H	Utah Valley	1	3				
												209 A	Milwaukee	2	3				
												218 H	Montana St.	3	2				
												228 N	UT Arlington	0	3				
												234 A	Weber St.	3	2				
												234 H	Weber St.	3	2				
												251 H	Montana	3	2				
												253 A	Eastern Wash.	3	1				
												272 N	Middle Tenn.	3	0				
												288 A	Southern Utah	2	3				
												288 H	Southern Utah	3	0				
												313 N	South Dakota St.	3	1				
				LAST 10 GAMES															
				173 A	Northern Ariz.	0	3	87 A	North Dakota	0	3								
				288 A	Southern Utah	2	3	234 H	Weber St.	3	2								
				234 A	Weber St.	3	2	253 A	Eastern Wash.	3	1								
				123 H	Idaho	3	0	218 H	Montana St.	3	2								
				181 A	Northern Colo.	3	0	251 H	Montana	3	2								

Non-Div. I Games:

Idaho St.

Average RPI Win:	235	WON-LOST RECORD	WINNING PCT. RANK	LAST 10 GAMES	STRENGTH OF SCHEDULE	OPP. STRENGTH OF SCHEDULE	TEAM RPI	ADJ RPI	CONF. RPI	ADJ CONF. RPI					
DIV. I ONLY		5- 21	.19231	310	0- 10	63	55	222	.46676	221	2	2			
DIV. I NON-CONF.		5- 7	.41667	212	0- 0	217	233	233	.45452	232	2	2			
<hr/>															
TOTALS	RPI 1-25	RPI 26-50		W-L RECORDS		RPI 51-100		RPI 101-150		RPI 150+					
5- 21	0- 6	0- 6		OVERALL		0- 3		1- 2		4- 4					
1- 7	0- 4	0- 2		HOME		0- 1		0- 0		1- 0					
1- 10	0- 2	0- 3		AWAY		0- 2		0- 1		1- 2					
3- 4	0- 0	0- 1		NEUTRAL		0- 0		1- 1		2- 2					
5- 7	0- 0	0- 1		NON-CONFERENCE		0- 1		1- 1		4- 4					
1- 0	0- 0	0- 0		HOME		0- 0		0- 0		1- 0					
1- 3	0- 0	0- 0		AWAY		0- 1		0- 0		1- 2					
3- 4	0- 0	0- 1		NEUTRAL		0- 0		1- 1		2- 2					
0- 14	0- 6	0- 5		CONFERENCE		0- 2		0- 1		0- 0					
0- 7	0- 4	0- 2		HOME		0- 1		0- 0		0- 0					
0- 7	0- 2	0- 3		AWAY		0- 1		0- 1		0- 0					
0- 0	0- 0	0- 0		NEUTRAL		0- 0		0- 0		0- 0					
<hr/>															
RPI	S	Opponent	Score	RPI	S	Opponent	Score	RPI	S	Opponent	Score				
1	A	Penn St.	0 <div>3</div>	31	A	Ohio St.	0 <div>3</div>	82	A	Northwestern	0 <div>3</div>	120	A	Indiana	2 <div>3</div>
2	H	Minnesota	0 <div>3</div>	34	A	Michigan	0 <div>3</div>	82	H	Northwestern	0 <div>3</div>	138	N	South Dakota	1 <div>3</div>
5	H	Nebraska	0 <div>3</div>	34	H	Michigan	1 <div>3</div>	92	A	Seton Hall	1 <div>3</div>	148	N	Penn	3 1
15	H	Michigan St.	0 <div>3</div>	43	A	Maryland	0 <div>3</div>					157	A	East Carolina	3 1
23	H	Illinois	0 <div>3</div>	44	H	Iowa	0 <div>3</div>					166	N	Buffalo	2 <div>3</div>
25	A	Purdue	0 <div>3</div>	46	N	UNI	0 <div>3</div>					227	A	Robert Morris	0 <div>3</div>
												257	A	UMKC	0 <div>3</div>
												272	N	Middle Tenn.	3 1
												276	N	Georgia St.	1 <div>3</div>
												282	N	William & Mary	3 0
												318	H	Siena	3 0
<hr/>															
LAST 10 GAMES															
1	A	Penn St.	0 <div>3</div>	120	A	Indiana	2 <div>3</div>								
34	A	Michigan	0 <div>3</div>	15	H	Michigan St.	0 <div>3</div>								
2	H	Minnesota	0 <div>3</div>	34	H	Michigan	1 <div>3</div>								
82	A	Northwestern	0 <div>3</div>	31	A	Ohio St.	0 <div>3</div>								
25	A	Purdue	0 <div>3</div>	43	A	Maryland	0 <div>3</div>								

Non-Div. I Games:

Rutgers

Average RPI Win: 208		WON-LOST RECORD		WINNING PCT. RANK		LAST 10 GAMES		STRENGTH OF SCHEDULE		OPP. STRENGTH OF SCHEDULE		TEAM RPI		ADJ RPI		CONF. RPI		ADJ CONF. RPI	
Average RPI Loss: 112																			
DIV. I ONLY		5- 20		.2 306		3- 7		54		124		227		.46669 222		15		16	
DIV. I NON-CONF.		2- 9		.18182 296		0- 0		6		79		137		.51899 134		11		11	
TOTALS		RPI 1-25		RPI 26-50		W-L RECORDS		RPI 51-100		RPI 101-150		RPI 150+							
5- 20		0- 3		0- 2		OVERALL		0- 4		1- 4		4- 7							
2- 7		0- 0		0- 1		HOME		0- 2		1- 2		1- 2							
1- 9		0- 2		0- 0		AWAY		0- 1		0- 2		1- 4							
2- 4		0- 1		0- 1		NEUTRAL		0- 1		0- 0		2- 1							
2- 9		0- 3		0- 2		NON-CONFERENCE		0- 2		0- 1		2- 1							
0- 2		0- 0		0- 1		HOME		0- 1		0- 0		0- 0							
0- 3		0- 2		0- 0		AWAY		0- 0		0- 1		0- 0							
2- 4		0- 1		0- 1		NEUTRAL		0- 1		0- 0		2- 1							
3- 11		0- 0		0- 0		CONFERENCE		0- 2		1- 3		2- 6							
2- 5		0- 0		0- 0		HOME		0- 1		1- 2		1- 2							
1- 6		0- 0		0- 0		AWAY		0- 1		0- 1		1- 4							
0- 0		0- 0		0- 0		NEUTRAL		0- 0		0- 0		0- 0							
RPI S	Opponent	Score		RPI S	Opponent	Score		RPI S	Opponent	Score		RPI S	Opponent	Score					
13 A	Iowa St.	0	3	32 N	Western Ky.	0	3	58 H	Butler	0	3	115 H	Ball St.	1	3				
22 A	Louisville	0	3	47 H	Col. of Charleston	0	3	65 N	Towson	0	3	124 A	Bowling Green	2	3				
23 N	Illinois	0	3					71 A	Miami (OH)	0	3	124 H	Bowling Green	1	3				
								71 H	Miami (OH)	2	3	132 A	Oakland	0	3				
												144 H	Ohio	3	2				
												154 A	Central Mich.	3	0				
												158 N	New Mexico	0	3				
												166 A	Buffalo	0	3				
												166 H	Buffalo	0	3				
												180 A	Western Mich.	1	3				
												187 A	Northern Ill.	0	3				
												207 H	Toledo	0	3				
												222 N	Fort Wayne	3	2				
												235 N	Omaha	3	0				
												284 A	Akron	1	3				
												284 H	Akron	3	0				
				LAST 10 GAMES															
				124 A	Bowling Green	2	3	180 A	Western Mich.	1	3								
				71 A	Miami (OH)	0	3	207 H	Toledo	0	3								
				284 H	Akron	3	0	115 H	Ball St.	1	3								
				166 H	Buffalo	0	3	154 A	Central Mich.	3	0								
				187 A	Northern Ill.	0	3	144 H	Ohio	3	2								

Non-Div. I Games:

Kent St.

Average RPI Win: 252		WON-LOST	WINNING	LAST 10	STRENGTH OF		OPP. STRENGTH	TEAM	ADJ		CONF.	ADJ CONF.
Average RPI Loss: 158		RECORD	PCT. RANK	GAMES	SCHEDULE		OF SCHEDULE	RPI	RPI		RPI	RPI
DIV. I ONLY		15- 12	.55556	137	6- 4		302	215	228	.46496	224	26
DIV. I NON-CONF.		7- 8	.46667	182	1- 0		300	182	258	.43823	257	25
<hr/>												
TOTALS		RPI 1-25	RPI 26-50		W-L RECORDS		RPI 51-100		RPI 101-150		RPI 150+	
15- 12	0- 0	0- 1		OVERALL		0- 1		0- 3		15- 7		
5- 1	0- 0	0- 0		HOME		0- 0		0- 0		5- 1		
5- 8	0- 0	0- 1		AWAY		0- 1		0- 2		5- 4		
5- 3	0- 0	0- 0		NEUTRAL		0- 0		0- 1		5- 2		
<hr/>												
7- 8	0- 0	0- 1		NON-CONFERENCE		0- 1		0- 1		7- 5		
0- 1	0- 0	0- 0		HOME		0- 0		0- 0		0- 1		
2- 4	0- 0	0- 1		AWAY		0- 1		0- 0		2- 2		
5- 3	0- 0	0- 0		NEUTRAL		0- 0		0- 1		5- 2		
<hr/>												
8- 4	0- 0	0- 0		CONFERENCE		0- 0		0- 2		8- 2		
5- 0	0- 0	0- 0		HOME		0- 0		0- 0		5- 0		
3- 4	0- 0	0- 0		AWAY		0- 0		0- 2		3- 2		
0- 0	0- 0	0- 0		NEUTRAL		0- 0		0- 0		0- 0		
<hr/>												
RPI S	Opponent	Score	RPI S	Opponent	Score	RPI S	Opponent	Score	RPI S	Opponent	Score	
			45 A	Arkansas	1 3	68 A	UC Irvine	0 3	119 N	Arizona St.	0 3	
									122 A	New Mexico St.	0 3	
									149 A	UTRGV	1 3	
									167 N	Utah St.	1 3	
									167 N	Utah St.	0 3	
									171 N	Valparaiso	3 1	
									173 A	Northern Ariz.	1 3	
									173 N	Northern Ariz.	3 1	
									194 A	Seattle U	1 3	
									194 H	Seattle U	3 0	
									197 A	Utah Valley	0 3	
									197 H	Utah Valley	3 2	
									218 N	Montana St.	3 0	
									247 A	Fresno St.	0 3	
									247 H	Fresno St.	2 3	
									257 A	UMKC	3 0	
									257 H	UMKC	3 0	
									275 A	Grand Canyon	3 1	
									275 H	Grand Canyon	3 0	
									283 A	Cal St. Fullerton	3 1	
									285 A	Chicago St.	3 1	
									285 H	Chicago St.	3 0	
									295 N	San Francisco	3 0	
									308 N	La.-Monroe	3 0	
									313 A	South Dakota St.	3 2	
<hr/>												
			LAST 10 GAMES									
			275 A	Grand Canyon	3 1	149 A	UTRGV	1 3	295 N	San Francisco	3 0	
			194 A	Seattle U	1 3	122 A	New Mexico St.	0 3	308 N	La.-Monroe	3 0	
			197 A	Utah Valley	0 3	275 H	Grand Canyon	3 0	313 A	South Dakota St.	3 2	
			285 H	Chicago St.	3 0	283 A	Cal St. Fullerton	3 1				
			257 H	UMKC	3 0	197 H	Utah Valley	3 2				

Non-Div. I Games:

CSU Bakersfield

Average RPI Win: 243		WON-LOST RECORD		WINNING PCT. RANK		LAST 10 GAMES		STRENGTH OF SCHEDULE		OPP. STRENGTH OF SCHEDULE		TEAM RPI		ADJ RPI		CONF. RPI		ADJ CONF. RPI	
DIV. I ONLY		10- 17		.37037 238		4- 6		145		249		229		.4645 225		21		21	
DIV. I NON-CONF.		5- 8		.38462 226		0- 0		146		245		209		.47085 209		21		21	
TOTALS		RPI 1-25		RPI 26-50		W-L RECORDS		RPI 51-100		RPI 101-150		RPI 150+							
10- 17		0- 1		0- 1		OVERALL		1- 2		0- 5		9- 8							
5- 7		0- 0		0- 0		HOME		1- 1		0- 2		4- 4							
2- 7		0- 0		0- 1		AWAY		0- 1		0- 1		2- 4							
3- 3		0- 1		0- 0		NEUTRAL		0- 0		0- 2		3- 0							
5- 8		0- 1		0- 1		NON-CONFERENCE		0- 1		0- 2		5- 3							
2- 2		0- 0		0- 0		HOME		0- 1		0- 0		2- 1							
0- 3		0- 0		0- 1		AWAY		0- 0		0- 0		0- 2							
3- 3		0- 1		0- 0		NEUTRAL		0- 0		0- 2		3- 0							
5- 9		0- 0		0- 0		CONFERENCE		1- 1		0- 3		4- 5							
3- 5		0- 0		0- 0		HOME		1- 0		0- 2		2- 3							
2- 4		0- 0		0- 0		AWAY		0- 1		0- 1		2- 2							
0- 0		0- 0		0- 0		NEUTRAL		0- 0		0- 0		0- 0							
RPI S	Opponent		Score		RPI S	Opponent		Score		RPI S	Opponent		Score		RPI S	Opponent		Score	
16 N	Utah		0 3		49 A	Hawaii		0 3		65 H	Towson		1 3		107 A	Furman		1 3	
										97 A	ETSU		1 3		107 H	Furman		1 3	
										97 H	ETSU		3 2		130 H	UNCG		0 3	
															136 N	Jacksonville		1 3	
															138 N	South Dakota		0 3	
															184 A	Wofford		2 3	
															184 H	Wofford		3 1	
															196 H	UNC Asheville		3 0	
															198 A	Chattanooga		3 2	
															198 H	Chattanooga		0 3	
															206 A	Alabama St.		1 3	
															216 H	Jacksonville St.		0 3	
															238 A	Samford		1 3	
															238 H	Samford		1 3	
															245 A	UAB		1 3	
															264 A	Mercer		3 1	
															264 H	Mercer		0 3	
															268 N	New Orleans		3 0	
															292 H	Charleston So.		3 0	
															301 N	Southeastern La.		3 0	
															306 H	The Citadel		3 1	
															328 N	Mississippi Val.		3 0	
				LAST 10 GAMES															
				107 H	Furman	1	3	198 H	Chattanooga	0	3								
				184 H	Wofford	3	1	306 H	The Citadel	3	1								
				238 A	Samford	1	3	130 H	UNCG	0	3								
				264 A	Mercer	3	1	184 A	Wofford	2	3								
				97 H	ETSU	3	2	107 A	Furman	1	3								

Non-Div. I Games:

Western Caro.

Average RPI Win:	269	WON-LOST	WINNING	LAST 10	STRENGTH OF	OPP. STRENGTH	TEAM	ADJ	CONF.	ADJ CONF.					
Average RPI Loss:	159	RECORD	PCT. RANK	GAMES	SCHEDULE	OF SCHEDULE	RPI	RPI	RPI	RPI					
DIV. I ONLY		14- 15	.48276	170	5- 5	251	260	224	.46388	226	17	17			
DIV. I NON-CONF.		10- 6	.625	108	1- 0	247	296	180	.48792	184	18	18			
<hr/>															
TOTALS	RPI 1-25	RPI 26-50		W-L RECORDS		RPI 51-100		RPI 101-150		RPI 150+					
14- 15	0- 0	0- 2		OVERALL		0- 2		1- 3		13- 8					
6- 6	0- 0	0- 1		HOME		0- 1		1- 0		5- 4					
4- 7	0- 0	0- 1		AWAY		0- 1		0- 2		4- 3					
4- 2	0- 0	0- 0		NEUTRAL		0- 0		0- 1		4- 1					
<hr/>															
10- 6	0- 0	0- 0		NON-CONFERENCE		0- 1		1- 2		9- 3					
4- 2	0- 0	0- 0		HOME		0- 1		1- 0		3- 1					
2- 2	0- 0	0- 0		AWAY		0- 0		0- 1		2- 1					
4- 2	0- 0	0- 0		NEUTRAL		0- 0		0- 1		4- 1					
<hr/>															
4- 9	0- 0	0- 2		CONFERENCE		0- 1		0- 1		4- 5					
2- 4	0- 0	0- 1		HOME		0- 0		0- 0		2- 3					
2- 5	0- 0	0- 1		AWAY		0- 1		0- 1		2- 2					
0- 0	0- 0	0- 0		NEUTRAL		0- 0		0- 0		0- 0					
<hr/>															
RPI	S	Opponent	Score	RPI	S	Opponent	Score	RPI	S	Opponent	Score				
				40	A	VCU	0 3	53	A	Dayton	0 3	102	A	Colgate	0 3
				40	H	VCU	0 3	76	H	Navy	0 3	143	N	Cornell	2 3
												146	A	Saint Louis	0 3
												148	H	Penn	3 2
												162	N	Stony Brook	1 3
												170	A	Duquesne	0 3
												210	H	Rhode Island	3 2
												219	H	UMES	3 2
												227	H	Robert Morris	2 3
												230	A	Bucknell	2 3
												242	A	George Washington	1 3
												242	H	George Washington	2 3
												243	H	Fordham	0 3
												261	A	Davidson	3 2
												261	H	Davidson	3 2
												273	A	George Mason	3 1
												273	H	George Mason	2 3
												277	N	Loyola Maryland	3 2
												284	A	Akron	3 1
												287	N	Iona	3 1
												289	A	Youngstown St.	3 0
												307	N	NJIT	3 0
												314	N	Tennessee Tech	3 0
												316	H	Lafayette	3 0
												318	H	Siena	3 0
<hr/>															
LAST 10 GAMES															
				261	H	Davidson	3 2	170	A	Duquesne	0 3	314	N	Tennessee Tech	3 0
				40	H	VCU	0 3	210	H	Rhode Island	3 2	316	H	Lafayette	3 0
				242	A	George Washington	1 3	243	H	Fordham	0 3	318	H	Siena	3 0
				273	A	George Mason	3 1	40	A	VCU	0 3				
				219	H	UMES	3 2	261	A	Davidson	3 2				

Non-Div. I Games:

La Salle

Average RPI Win:	256	WON-LOST RECORD	WINNING PCT. RANK	LAST 10 GAMES	STRENGTH OF SCHEDULE	OPP. STRENGTH OF SCHEDULE	TEAM RPI	ADJ RPI	CONF. RPI	ADJ CONF. RPI	
DIV. I ONLY		14- 14	.5 158	5- 5	262	270	225	.46372	227	28	28
DIV. I NON-CONF.		6- 10	.375 229	0- 1	245	215	262	.43454	262	29	29
<hr/>											
TOTALS	RPI 1-25	RPI 26-50		W-L RECORDS	RPI 51-100		RPI 101-150		RPI 150+		
14- 14	0- 0	0- 0		OVERALL	0- 3		1- 3		13- 8		
6- 2	0- 0	0- 0		HOME	0- 0		1- 1		5- 1		
4- 8	0- 0	0- 0		AWAY	0- 2		0- 1		4- 5		
4- 4	0- 0	0- 0		NEUTRAL	0- 1		0- 1		4- 2		
<hr/>											
6- 10	0- 0	0- 0		NON-CONFERENCE	0- 3		0- 2		6- 5		
1- 2	0- 0	0- 0		HOME	0- 0		0- 1		1- 1		
1- 4	0- 0	0- 0		AWAY	0- 2		0- 0		1- 2		
4- 4	0- 0	0- 0		NEUTRAL	0- 1		0- 1		4- 2		
<hr/>											
8- 4	0- 0	0- 0		CONFERENCE	0- 0		1- 1		7- 3		
5- 0	0- 0	0- 0		HOME	0- 0		1- 0		4- 0		
3- 4	0- 0	0- 0		AWAY	0- 0		0- 1		3- 3		
0- 0	0- 0	0- 0		NEUTRAL	0- 0		0- 0		0- 0		
<hr/>											
RPI S	Opponent	Score	RPI S	Opponent	Score	RPI S	Opponent	Score	RPI S	Opponent	Score
						58 A	Butler	2 3	126 A	LIU Brooklyn	2 3
						76 N	Navy	0 3	126 H	LIU Brooklyn	3 1
						79 A	West Virginia	0 3	132 N	Oakland	1 3
									148 H	Penn	2 3
									162 N	Stony Brook	3 1
									164 N	Northern Ky.	0 3
									165 A	Central Conn. St.	1 3
									170 A	Duquesne	0 3
									172 A	Bryant	0 3
									205 N	Eastern Mich.	0 3
									211 A	Sacred Heart	3 2
									211 H	Sacred Heart	3 0
									221 H	Rutgers	3 0
									226 A	La Salle	3 2
									266 A	Saint Francis (PA)	3 1
									266 H	Saint Francis (PA)	3 2
									272 H	Middle Tenn.	2 3
									289 A	Youngstown St.	2 3
									300 N	Canisius	3 0
									310 A	St. Francis Brooklyn	1 3
									310 H	St. Francis Brooklyn	3 1
									318 N	Siena	3 0
									321 N	Coppin St.	3 0
									322 A	Fairleigh Dickinson	3 0
									322 H	Fairleigh Dickinson	3 0
<hr/>											
LAST 10 GAMES											
			266 H	Saint Francis (PA)	3 2	126 H	LIU Brooklyn	3 1			
			79 A	West Virginia	0 3	165 A	Central Conn. St.	1 3			
			322 A	Fairleigh Dickinson	3 0	172 A	Bryant	0 3			
			211 A	Sacred Heart	3 2	310 A	St. Francis Brooklyn	1 3			
			310 H	St. Francis Brooklyn	3 1	126 A	LIU Brooklyn	2 3			

Non-Div. I Games:

Robert Morris

Average RPI Win:	263	WON-LOST	WINNING	LAST 10	STRENGTH OF	OPP. STRENGTH	TEAM	ADJ	CONF.	ADJ CONF.			
Average RPI Loss:	135	RECORD	PCT. RANK	GAMES	SCHEDULE	OF SCHEDULE	RPI	RPI	RPI	RPI			
DIV. I ONLY		12- 14	.46154 186	5- 5	256	214	230	.46347 228	25	25			
DIV. I NON-CONF.		6- 7	.46154 183	0- 0	248	197	224	.45834 223	23	22			
<hr/>													
TOTALS	RPI 1-25	RPI 26-50		W-L RECORDS		RPI 51-100		RPI 101-150		RPI 150+			
12- 14	0- 0	0- 0		OVERALL		0- 3		0- 7		12- 4			
8- 5	0- 0	0- 0		HOME		0- 1		0- 4		8- 0			
2- 7	0- 0	0- 0		AWAY		0- 2		0- 2		2- 3			
2- 2	0- 0	0- 0		NEUTRAL		0- 0		0- 1		2- 1			
<hr/>													
6- 7	0- 0	0- 0		NON-CONFERENCE		0- 0		0- 4		6- 3			
4- 3	0- 0	0- 0		HOME		0- 0		0- 3		4- 0			
0- 2	0- 0	0- 0		AWAY		0- 0		0- 0		0- 2			
2- 2	0- 0	0- 0		NEUTRAL		0- 0		0- 1		2- 1			
<hr/>													
6- 7	0- 0	0- 0		CONFERENCE		0- 3		0- 3		6- 1			
4- 2	0- 0	0- 0		HOME		0- 1		0- 1		4- 0			
2- 5	0- 0	0- 0		AWAY		0- 2		0- 2		2- 1			
0- 0	0- 0	0- 0		NEUTRAL		0- 0		0- 0		0- 0			
<hr/>													
RPI S	Opponent	Score	RPI S	Opponent	Score	RPI S	Opponent	Score	RPI S	Opponent	Score		
						74 A	Texas St.	0	3	105 A	Coastal Caro.	0	3
						93 A	Arkansas St.	0	3	117 H	South Ala.	1	3
						93 H	Arkansas St.	1	3	119 H	Arizona St.	0	3
										129 N	Portland	0	3
										133 H	Houston Baptist	2	3
										137 H	UC Davis	1	3
										150 A	Louisiana	0	3
										153 A	Belmont	2	3
										158 A	New Mexico	0	3
										181 N	Northern Colo.	1	3
						185 H	McNeese	3	0				
						200 H	Houston	3	2				
						220 N	Idaho St.	3	0				
						232 A	Appalachian St.	3	0				
						249 A	Little Rock	2	3				
						249 H	Little Rock	3	1				
						272 N	Middle Tenn.	3	0				
						276 H	Georgia St.	3	1				
						290 H	Troy	3	1				
						298 H	Ga. Southern	3	1				
						308 A	La.-Monroe	3	0				
						312 H	Lamar University	3	0				
						317 H	Southern U.	3	0				
						LAST 10 GAMES							
						93 H	Arkansas St.	1	3	276 H	Georgia St.	3	1
						249 H	Little Rock	3	1	74 A	Texas St.	0	3
308 A	La.-Monroe	3	0	249 A	Little Rock	2	3						
150 A	Louisiana	0	3	93 A	Arkansas St.	0	3						
298 H	Ga. Southern	3	1	232 A	Appalachian St.	3	0						

Non-Div. I Games:

UT Arlington

Average RPI Win:		224	WON-LOST RECORD		WINNING PCT. RANK		LAST 10 GAMES		STRENGTH OF SCHEDULE		OPP. STRENGTH OF SCHEDULE		TEAM RPI		ADJ RPI		CONF. RPI		ADJ CONF. RPI				
DIV. I ONLY			9- 18		.33333 255		2- 8		141		161		231		.46327 229		14		14				
DIV. I NON-CONF.			6- 7		.46154 183		0- 0		168		163		182		.48905 181		13		13				
<hr/>																							
TOTALS		RPI 1-25		RPI 26-50				W-L RECORDS				RPI 51-100				RPI 101-150				RPI 150+			
9- 18		0- 1		0- 1				OVERALL				1- 3				2- 6				6- 7			
2- 7		0- 0		0- 0				HOME				0- 2				1- 2				1- 3			
4- 8		0- 0		0- 0				AWAY				1- 1				0- 3				3- 4			
3- 3		0- 1		0- 1				NEUTRAL				0- 0				1- 1				2- 0			
6- 7		0- 1		0- 1				NON-CONFERENCE				0- 2				1- 1				5- 2			
1- 2		0- 0		0- 0				HOME				0- 1				0- 0				1- 1			
2- 2		0- 0		0- 0				AWAY				0- 1				0- 0				2- 1			
3- 3		0- 1		0- 1				NEUTRAL				0- 0				1- 1				2- 0			
3- 11		0- 0		0- 0				CONFERENCE				1- 1				1- 5				1- 5			
1- 5		0- 0		0- 0				HOME				0- 1				1- 2				0- 2			
2- 6		0- 0		0- 0				AWAY				1- 0				0- 3				1- 3			
0- 0		0- 0		0- 0				NEUTRAL				0- 0				0- 0				0- 0			
RPI	S	Opponent		Score		RPI	S	Opponent		Score		RPI	S	Opponent		Score		RPI	S	Opponent		Score	
7	N	Stanford		0	3	44	N	Iowa		0	3	79	H	West Virginia		1	3	111	A	IUPUI		2	3
												83	A	SIUE		1	3	111	H	IUPUI		2	3
												85	A	Cleveland St.		3	1	131	A	Green Bay		0	3
												85	H	Cleveland St.		1	3	131	H	Green Bay		3	2
																		132	A	Oakland		0	3
																		132	H	Oakland		1	3
																		140	N	Tulsa		1	3
																		150	N	Louisiana		3	0
																		156	A	Ill.-Chicago		1	3
																		156	H	Ill.-Chicago		1	3
																		160	H	Harvard		0	3
																		164	A	Northern Ky.		2	3
																		164	H	Northern Ky.		1	3
																		209	A	Milwaukee		2	3
																		217	A	Long Beach St.		0	3
																		222	A	Fort Wayne		3	2
																		257	N	UMKC		3	1
																		280	N	Southeast Mo. St.		3	0
																		285	A	Chicago St.		3	0
																		289	A	Youngstown St.		3	1
																		314	H	Tennessee Tech		3	1
<hr/>																							
LAST 10 GAMES																							
						131	A	Green Bay		0	3	164	H	Northern Ky.		1	3						
						156	A	Ill.-Chicago		1	3	209	A	Milwaukee		2	3						
						132	H	Oakland		1	3	289	A	Youngstown St.		3	1						
						85	H	Cleveland St.		1	3	156	H	Ill.-Chicago		1	3						
						111	H	IUPUI		2	3	131	H	Green Bay		3	2						

Non-Div. I Games:

Wright St.

Average RPI Win: 273		WON-LOST	WINNING	LAST 10	STRENGTH OF		OPP. STRENGTH	TEAM	ADJ	CONF.	ADJ CONF.
Average RPI Loss: 168		RECORD	PCT. RANK	GAMES	SCHEDULE		OF SCHEDULE	RPI	RPI	RPI	RPI
DIV. I ONLY		13- 13	.5	158	5- 5		246	297	226	.46213	230
DIV. I NON-CONF.		6- 6	.5	158	0- 0		313	328	277	.41869	279
TOTALS		RPI 1-25	RPI 26-50		W-L RECORDS		RPI 51-100		RPI 101-150		RPI 150+
13- 13	0- 0	0- 0		OVERALL		0- 3		1- 1		12- 9	
8- 3	0- 0	0- 0		HOME		0- 2		1- 0		7- 1	
4- 5	0- 0	0- 0		AWAY		0- 1		0- 1		4- 3	
1- 5	0- 0	0- 0		NEUTRAL		0- 0		0- 0		1- 5	
6- 6	0- 0	0- 0		NON-CONFERENCE		0- 0		0- 0		6- 6	
3- 0	0- 0	0- 0		HOME		0- 0		0- 0		3- 0	
2- 1	0- 0	0- 0		AWAY		0- 0		0- 0		2- 1	
1- 5	0- 0	0- 0		NEUTRAL		0- 0		0- 0		1- 5	
7- 7	0- 0	0- 0		CONFERENCE		0- 3		1- 1		6- 3	
5- 3	0- 0	0- 0		HOME		0- 2		1- 0		4- 1	
2- 4	0- 0	0- 0		AWAY		0- 1		0- 1		2- 2	
0- 0	0- 0	0- 0		NEUTRAL		0- 0		0- 0		0- 0	
RPI S	Opponent	Score	RPI S	Opponent	Score	RPI S	Opponent	Score	RPI S	Opponent	Score
						76 A Navy	0	3	102 A Colgate	1	3
						76 H Navy	1	3	102 H Colgate	3	1
						81 H American	1	3	157 N East Carolina	0	3
									163 N Providence	1	3
									174 A Army West Point	0	3
									174 H Army West Point	0	3
									175 A Lehigh	0	3
									175 H Lehigh	3	2
									189 N Charlotte	0	3
									226 H La Salle	3	2
									253 N Eastern Wash.	2	3
									266 A Saint Francis (PA)	0	3
									277 A Loyola Maryland	3	1
									277 H Loyola Maryland	3	1
									287 H Iona	3	2
									296 N Morehead St.	0	3
									297 A Stetson	3	1
									300 A Canisius	3	0
									309 H Holy Cross	3	2
									316 A Lafayette	3	1
									316 H Lafayette	3	0
									332 N Norfolk St.	3	1
									333 H Saint Peter's	3	0
						LAST 10 GAMES					
						277 H Loyola Maryland	3	1	102 A Colgate	1	3
						76 H Navy	1	3	309 H Holy Cross	3	2
						316 A Lafayette	3	1	81 H American	1	3
						175 H Lehigh	3	2	277 A Loyola Maryland	3	1
						174 A Army West Point	0	3	76 A Navy	0	3

Non-Div. I Games:

Bucknell

Average RPI Win: 203		WON-LOST RECORD		WINNING PCT. RANK		LAST 10 GAMES		STRENGTH OF SCHEDULE		OPP. STRENGTH OF SCHEDULE		TEAM RPI		ADJ RPI		CONF. RPI		ADJ CONF. RPI	
DIV. I ONLY		6- 18		.25 293		3- 7		94		105		232		.46159 231		5		5	
DIV. I NON-CONF.		3- 7		.3 264		0- 0		54		224		171		.49432 171		5		5	
TOTALS		RPI 1-25		RPI 26-50		W-L RECORDS		RPI 51-100		RPI 101-150		RPI 150+							
6- 18		0- 0		0- 3		OVERALL		0- 5		1- 4		5- 6							
5- 7		0- 0		0- 1		HOME		0- 2		1- 1		4- 3							
0- 11		0- 0		0- 2		AWAY		0- 3		0- 3		0- 3							
1- 0		0- 0		0- 0		NEUTRAL		0- 0		0- 0		1- 0							
3- 7		0- 0		0- 0		NON-CONFERENCE		0- 3		0- 1		3- 3							
2- 4		0- 0		0- 0		HOME		0- 2		0- 0		2- 2							
0- 3		0- 0		0- 0		AWAY		0- 1		0- 1		0- 1							
1- 0		0- 0		0- 0		NEUTRAL		0- 0		0- 0		1- 0							
3- 11		0- 0		0- 3		CONFERENCE		0- 2		1- 3		2- 3							
3- 3		0- 0		0- 1		HOME		0- 0		1- 1		2- 1							
0- 8		0- 0		0- 2		AWAY		0- 2		0- 2		0- 2							
0- 0		0- 0		0- 0		NEUTRAL		0- 0		0- 0		0- 0							
RPI	S	Opponent		Score	RPI	S	Opponent		Score	RPI	S	Opponent		Score					
					27	A	Pittsburgh		1 3	52	A	North Carolina		0 3	108	A	Georgia Tech		0 3
					27	H	Pittsburgh		0 3	55	H	North Texas		1 3	108	H	Georgia Tech		3 1
					37	A	NC State		0 3	61	H	Princeton		2 3	113	A	Northeastern		2 3
										73	A	Duke		0 3	116	A	Syracuse		1 3
										78	A	Temple		0 3	116	H	Syracuse		0 3
															160	A	Harvard		2 3
															163	H	Providence		1 3
															168	A	Wake Forest		0 3
															172	H	Bryant		3 2
															176	H	Fairfield		0 3
															178	H	Virginia Tech		3 1
															193	H	Virginia		1 3
															245	H	UAB		3 1
															255	A	Clemson		0 3
															255	H	Clemson		3 0
															260	N	Delaware		3 1
					LAST 10 GAMES														
					37	A	NC State		0 3	255	A	Clemson		0 3					
					52	A	North Carolina		0 3	27	H	Pittsburgh		0 3					
					178	H	Virginia Tech		3 1	116	H	Syracuse		0 3					
					193	H	Virginia		1 3	255	H	Clemson		3 0					
					108	A	Georgia Tech		0 3	108	H	Georgia Tech		3 1					

Non-Div. I Games:

Boston College

Average RPI Win: 272		WON-LOST RECORD		WINNING PCT. RANK		LAST 10 GAMES		STRENGTH OF SCHEDULE		OPP. STRENGTH OF SCHEDULE		TEAM RPI		ADJ RPI		CONF. RPI		ADJ CONF. RPI	
DIV. I ONLY		11- 17		.39286	223	5- 5		194		239		233		.46107	232	25		25	
DIV. I NON-CONF.		5- 9		.35714	236	0- 0		143		207		213		.4684	212	23		22	
TOTALS		RPI 1-25		RPI 26-50		W-L RECORDS		RPI 51-100		RPI 101-150		RPI 150+							
11- 17		0- 0		0- 1		OVERALL		0- 6		0- 4		11- 6							
2- 9		0- 0		0- 0		HOME		0- 4		0- 2		2- 3							
5- 6		0- 0		0- 1		AWAY		0- 2		0- 2		5- 1							
4- 2		0- 0		0- 0		NEUTRAL		0- 0		0- 0		4- 2							
5- 9		0- 0		0- 1		NON-CONFERENCE		0- 4		0- 0		5- 4							
0- 4		0- 0		0- 0		HOME		0- 3		0- 0		0- 1							
1- 3		0- 0		0- 1		AWAY		0- 1		0- 0		1- 1							
4- 2		0- 0		0- 0		NEUTRAL		0- 0		0- 0		4- 2							
6- 8		0- 0		0- 0		CONFERENCE		0- 2		0- 4		6- 2							
2- 5		0- 0		0- 0		HOME		0- 1		0- 2		2- 2							
4- 3		0- 0		0- 0		AWAY		0- 1		0- 2		4- 0							
0- 0		0- 0		0- 0		NEUTRAL		0- 0		0- 0		0- 0							
RPI	S	Opponent	Score	RPI	S	Opponent	Score	RPI	S	Opponent	Score	RPI	S	Opponent	Score				
				47	A	Col. of Charleston	0 3	51	H	Missouri St.	2 3	105	A	Coastal Caro.	1 3				
								65	H	Towson	1 3	105	H	Coastal Caro.	2 3				
								74	H	Texas St.	0 3	117	H	South Ala.	2 3				
								87	A	North Dakota	0 3	150	A	Louisiana	0 3				
								93	A	Arkansas St.	2 3	159	A	North Dakota St.	2 3				
								97	H	ETSU	1 3	166	N	Buffalo	2 3				
												182	A	UNCW	3 1				
												193	H	Virginia	1 3				
												228	H	UT Arlington	0 3				
												242	N	George Washington	3 2				
												249	A	Little Rock	3 2				
												261	N	Davidson	2 3				
												264	N	Mercer	3 1				
												276	A	Georgia St.	3 1				
												276	H	Georgia St.	2 3				
												277	N	Loyola Maryland	3 1				
												290	H	Troy	3 2				
												298	A	Ga. Southern	3 2				
												298	H	Ga. Southern	3 1				
												308	A	La.-Monroe	3 0				
												313	N	South Dakota St.	3 1				
				LAST 10 GAMES															
				276	A	Georgia St.	3 1	150	A	Louisiana	0 3								
				298	A	Ga. Southern	3 2	105	H	Coastal Caro.	2 3								
				290	H	Troy	3 2	105	A	Coastal Caro.	1 3								
				117	H	South Ala.	2 3	298	H	Ga. Southern	3 1								
				308	A	La.-Monroe	3 0	276	H	Georgia St.	2 3								

Non-Div. I Games:

Appalachian St.

Average RPI Win: 268		WON-LOST	WINNING	LAST 10	STRENGTH OF		OPP. STRENGTH	TEAM	ADJ	CONF.	ADJ CONF.
Average RPI Loss: 181		RECORD	PCT. RANK	GAMES	SCHEDULE		OF SCHEDULE	RPI	RPI	RPI	RPI
DIV. I ONLY		15- 13	.53571	148	3- 7		271	296	221	.46083	233
DIV. I NON-CONF.		9- 5	.64286	95	0- 0		322	332	238	.44175	253
TOTALS		RPI 1-25	RPI 26-50		W-L RECORDS		RPI 51-100		RPI 101-150		RPI 150+
15- 13	0- 0	0- 2		OVERALL		0- 2		0- 0		15- 9	
4- 5	0- 0	0- 1		HOME		0- 1		0- 0		4- 3	
5- 6	0- 0	0- 1		AWAY		0- 1		0- 0		5- 4	
6- 2	0- 0	0- 0		NEUTRAL		0- 0		0- 0		6- 2	
9- 5	0- 0	0- 0		NON-CONFERENCE		0- 0		0- 0		9- 5	
0- 1	0- 0	0- 0		HOME		0- 0		0- 0		0- 1	
3- 2	0- 0	0- 0		AWAY		0- 0		0- 0		3- 2	
6- 2	0- 0	0- 0		NEUTRAL		0- 0		0- 0		6- 2	
6- 8	0- 0	0- 2		CONFERENCE		0- 2		0- 0		6- 4	
4- 4	0- 0	0- 1		HOME		0- 1		0- 0		4- 2	
2- 4	0- 0	0- 1		AWAY		0- 1		0- 0		2- 2	
0- 0	0- 0	0- 0		NEUTRAL		0- 0		0- 0		0- 0	
RPI S	Opponent	Score	RPI S	Opponent	Score	RPI S	Opponent	Score	RPI S	Opponent	Score
			50 A High Point	0	3	72 A Radford	0	3	155 A Campbell	0	3
			50 H High Point	1	3	72 H Radford	1	3	155 H Campbell	3	0
									157 A East Carolina	3	2
									184 H Wofford	0	3
									196 A UNC Asheville	0	3
									196 H UNC Asheville	2	3
									215 A Liberty	3	2
									215 H Liberty	0	3
									216 N Jacksonville St.	3	2
									241 N Northwestern St.	3	2
									271 H Presbyterian	3	2
									279 H Gardner-Webb	3	1
									289 N Youngstown St.	0	3
									290 A Troy	1	3
									292 A Charleston So.	3	0
									292 H Charleston So.	3	0
									293 N Hampton	2	3
									296 A Morehead St.	2	3
									306 A The Citadel	3	0
									306 N The Citadel	3	1
									311 N Alabama A&M	3	0
									325 N Jackson St.	3	0
									326 N Delaware St.	3	0
									331 A South Carolina St.	3	1
LAST 10 GAMES			50 A High Point	0	3	215 H Liberty	0	3			
			292 A Charleston So.	3	0	72 A Radford	0	3			
			196 H UNC Asheville	2	3	215 A Liberty	3	2			
			292 H Charleston So.	3	0	155 A Campbell	0	3			
			50 H High Point	1	3	196 A UNC Asheville	0	3			

Non-Div. I Games:

Winthrop

Average RPI Win: 208		WON-LOST	WINNING	LAST 10	STRENGTH OF		OPP. STRENGTH	TEAM	ADJ	CONF.	ADJ CONF.
Average RPI Loss: 136		RECORD	PCT. RANK	GAMES	SCHEDULE		OF SCHEDULE	RPI	RPI	RPI	RPI
DIV. I ONLY		8- 18	.30769	265	4- 6		131	149	235	.45991	234
DIV. I NON-CONF.		2- 10	.16667	297	0- 0		80	98	229	.45668	228
TOTALS		RPI 1-25	RPI 26-50		W-L RECORDS		RPI 51-100		RPI 101-150		RPI 150+
8- 18	0- 2	0- 0		OVERALL		0- 4		1- 4		7- 8	
4- 4	0- 0	0- 0		HOME		0- 0		0- 0		4- 4	
3- 10	0- 1	0- 0		AWAY		0- 3		0- 3		3- 3	
1- 4	0- 1	0- 0		NEUTRAL		0- 1		1- 1		0- 1	
2- 10	0- 2	0- 0		NON-CONFERENCE		0- 2		1- 2		1- 4	
1- 1	0- 0	0- 0		HOME		0- 0		0- 0		1- 1	
0- 5	0- 1	0- 0		AWAY		0- 1		0- 1		0- 2	
1- 4	0- 1	0- 0		NEUTRAL		0- 1		1- 1		0- 1	
6- 8	0- 0	0- 0		CONFERENCE		0- 2		0- 2		6- 4	
3- 3	0- 0	0- 0		HOME		0- 0		0- 0		3- 3	
3- 5	0- 0	0- 0		AWAY		0- 2		0- 2		3- 1	
0- 0	0- 0	0- 0		NEUTRAL		0- 0		0- 0		0- 0	
RPI S	Opponent	Score		RPI S	Opponent	Score		RPI S	Opponent	Score	
19 A	BYU	0	3					68 N	UC Irvine	0	3
22 N	Louisville	1	3					86 A	Sacramento St.	1	3
								87 A	North Dakota	0	3
								99 A	Pepperdine	0	3
								101 N	Boise St.	1	3
								103 A	Portland St.	0	3
								113 N	Northeastern	3	2
								119 A	Arizona St.	0	3
								123 A	Idaho	1	3
								159 N	North Dakota St.	1	3
								167 H	Utah St.	0	3
								173 A	Northern Ariz.	3	2
								173 H	Northern Ariz.	3	0
								181 A	Northern Colo.	3	1
								186 A	CSUN	0	3
								197 H	Utah Valley	3	1
								201 A	UNLV	2	3
								218 H	Montana St.	2	3
								220 A	Idaho St.	2	3
								220 H	Idaho St.	2	3
								251 H	Montana	1	3
								253 H	Eastern Wash.	3	0
								288 A	Southern Utah	3	0
								288 H	Southern Utah	3	0
LAST 10 GAMES											
				288 A	Southern Utah	3	0	181 A	Northern Colo.	3	1
				173 A	Northern Ariz.	3	2	220 A	Idaho St.	2	3
				220 H	Idaho St.	2	3	123 A	Idaho	1	3
				253 H	Eastern Wash.	3	0	251 H	Montana	1	3
				87 A	North Dakota	0	3	218 H	Montana St.	2	3

Non-Div. I Games:

Weber St.

Loss, Non-Conf,S Site, H Home, A Away, N Neutral Page 240

Average RPI Win: 268		WON-LOST RECORD		WINNING PCT. RANK		LAST 10 GAMES		STRENGTH OF SCHEDULE		OPP. STRENGTH OF SCHEDULE		TEAM RPI		ADJ RPI		CONF. RPI		ADJ CONF. RPI	
DIV. I ONLY		11- 16		.40741 220		3- 5		216		240		237		.45921 236		24		24	
DIV. I NON-CONF.		6- 7		.46154 183		1- 0		287		188		248		.44436 247		26		26	
TOTALS		RPI 1-25		RPI 26-50		W-L RECORDS		RPI 51-100		RPI 101-150		RPI 150+							
11- 16		0- 1		0- 0		OVERALL		0- 5		1- 2		10- 8							
4- 2		0- 0		0- 0		HOME		0- 1		1- 0		3- 1							
2- 10		0- 0		0- 0		AWAY		0- 4		0- 1		2- 5							
5- 4		0- 1		0- 0		NEUTRAL		0- 0		0- 1		5- 2							
6- 7		0- 1		0- 0		NON-CONFERENCE		0- 2		0- 1		6- 3							
0- 0		0- 0		0- 0		HOME		0- 0		0- 0		0- 0							
1- 3		0- 0		0- 0		AWAY		0- 2		0- 0		1- 1							
5- 4		0- 1		0- 0		NEUTRAL		0- 0		0- 1		5- 2							
5- 9		0- 0		0- 0		CONFERENCE		0- 3		1- 1		4- 5							
4- 2		0- 0		0- 0		HOME		0- 1		1- 0		3- 1							
1- 7		0- 0		0- 0		AWAY		0- 2		0- 1		1- 4							
0- 0		0- 0		0- 0		NEUTRAL		0- 0		0- 0		0- 0							
RPI S	Opponent	Score		RPI S	Opponent	Score		RPI S	Opponent	Score		RPI S	Opponent	Score					
1 N	Penn St.	0 3						57 A	Austin Peay	0 3		120 N	Indiana	0 3					
								57 H	Austin Peay	0 3		141 A	Murray St.	0 3					
								63 A	Central Ark.	0 3		141 H	Murray St.	3 1					
								79 A	West Virginia	0 3		153 A	Belmont	0 3					
								83 A	SIUE	1 3		183 A	Eastern Ill.	1 3					
												195 H	Eastern Ky.	1 3					
												216 A	Jacksonville St.	2 3					
												245 N	UAB	3 0					
												248 A	Tennessee St.	3 1					
												249 N	Little Rock	1 3					
												258 A	Evansville	3 1					
												260 N	Delaware	3 1					
												265 A	Memphis	1 3					
												265 N	Memphis	0 3					
												280 A	Southeast Mo. St.	2 3					
												280 H	Southeast Mo. St.	3 1					
												281 N	Louisiana Tech	3 2					
												296 H	Morehead St.	3 1					
												308 N	La.-Monroe	3 2					
												314 H	Tennessee Tech	3 1					
												315 N	Nicholls St.	3 0					
				LAST 10 GAMES															
				281 N	Louisiana Tech	3 2		296 H	Morehead St.	3 1									
				141 A	Murray St.	0 3		195 H	Eastern Ky.	1 3									
				57 A	Austin Peay	0 3		248 A	Tennessee St.	3 1									
				216 A	Jacksonville St.	2 3		153 A	Belmont	0 3									
				280 A	Southeast Mo. St.	2 3		183 A	Eastern Ill.	1 3									

Non-Div. I Games:

UT Martin

Average RPI Win:	264	WON-LOST RECORD	WINNING PCT. RANK	LAST 10 GAMES	STRENGTH OF SCHEDULE	OPP. STRENGTH OF SCHEDULE	TEAM RPI	ADJ RPI	CONF. RPI	ADJ CONF. RPI											
Average RPI Loss:	147																				
DIV. I ONLY		13- 11	.54167	144	5- 5	307	194	238	.4592	237	29	29									
DIV. I NON-CONF.		8- 6	.57143	134	0- 0	288	140	201	.47483	200	28	28									
<hr/>																					
TOTALS	RPI 1-25	RPI 26-50		W-L RECORDS		RPI 51-100		RPI 101-150		RPI 150+											
13- 11	0- 1	0- 1		OVERALL		1- 0		0- 3		12- 6											
5- 2	0- 0	0- 0		HOME		0- 0		0- 0		5- 2											
6- 5	0- 1	0- 1		AWAY		0- 0		0- 0		6- 3											
2- 4	0- 0	0- 0		NEUTRAL		1- 0		0- 3		1- 1											
<hr/>																					
8- 6	0- 1	0- 1		NON-CONFERENCE		1- 0		0- 3		7- 1											
3- 0	0- 0	0- 0		HOME		0- 0		0- 0		3- 0											
3- 2	0- 1	0- 1		AWAY		0- 0		0- 0		3- 0											
2- 4	0- 0	0- 0		NEUTRAL		1- 0		0- 3		1- 1											
<hr/>																					
5- 5	0- 0	0- 0		CONFERENCE		0- 0		0- 0		5- 5											
2- 2	0- 0	0- 0		HOME		0- 0		0- 0		2- 2											
3- 3	0- 0	0- 0		AWAY		0- 0		0- 0		3- 3											
0- 0	0- 0	0- 0		NEUTRAL		0- 0		0- 0		0- 0											
<hr/>																					
RPI S	Opponent	Score		RPI S	Opponent	Score		RPI S	Opponent	Score											
5 A	Nebraska	0 3		43 A	Maryland	1 3		78 N	Temple	3 1											
								112 N	Oral Roberts	0 3											
								113 N	Northeastern	1 3											
								147 N	Saint Mary's (CA)	0 3											
								162 A	Stony Brook	0 3											
								162 H	Stony Brook	0 3											
								177 A	Albany (NY)	0 3											
								177 H	Albany (NY)	1 3											
								214 A	New Hampshire	3 2											
								242 A	George Washington	3 0											
								244 H	Howard	3 0											
								254 A	Binghamton	1 3											
								254 H	Binghamton	3 1											
								260 N	Delaware	2 3											
								271 H	Presbyterian	3 1											
								277 A	Loyola Maryland	3 1											
								302 A	Hartford	3 0											
								302 H	Hartford	3 0											
								303 A	UMass Lowell	3 0											
								309 N	Holy Cross	3 1											
								319 A	Morgan St.	3 0											
								321 H	Coppin St.	3 0											
								LAST 10 GAMES													
								254 A Binghamton				1 3				303 A UMass Lowell				3 0	
								177 A Albany (NY)				0 3				214 A New Hampshire				3 2	
								162 H Stony Brook				0 3				254 H Binghamton				3 1	
								177 H Albany (NY)				1 3				162 A Stony Brook				0 3	
								302 H Hartford				3 0				302 A Hartford				3 0	

Non-Div. I Games:

UMBC

Non-Div. I Games:

Samford

Average RPI Win: 247		WON-LOST	WINNING	LAST 10	STRENGTH OF		OPP. STRENGTH	TEAM	ADJ	CONF.	ADJ CONF.
Average RPI Loss: 135		RECORD	PCT. RANK	GAMES	SCHEDULE		OF SCHEDULE	RPI	RPI	RPI	RPI
DIV. I ONLY		8- 13	.38095	235	3- 7		206	183	239	.45844	239
DIV. I NON-CONF.		4- 5	.44444	203	0- 0		256	213	237	.45048	237
TOTALS		RPI 1-25	RPI 26-50		W-L RECORDS		RPI 51-100		RPI 101-150		RPI 150+
8- 13	0- 0	0- 0		OVERALL		0- 5		1- 3		7- 5	
5- 3	0- 0	0- 0		HOME		0- 1		1- 1		4- 1	
1- 8	0- 0	0- 0		AWAY		0- 3		0- 2		1- 3	
2- 2	0- 0	0- 0		NEUTRAL		0- 1		0- 0		2- 1	
4- 5	0- 0	0- 0		NON-CONFERENCE		0- 2		0- 1		4- 2	
2- 1	0- 0	0- 0		HOME		0- 0		0- 1		2- 0	
0- 2	0- 0	0- 0		AWAY		0- 1		0- 0		0- 1	
2- 2	0- 0	0- 0		NEUTRAL		0- 1		0- 0		2- 1	
4- 8	0- 0	0- 0		CONFERENCE		0- 3		1- 2		3- 3	
3- 2	0- 0	0- 0		HOME		0- 1		1- 0		2- 1	
1- 6	0- 0	0- 0		AWAY		0- 2		0- 2		1- 2	
0- 0	0- 0	0- 0		NEUTRAL		0- 0		0- 0		0- 0	
RPI S	Opponent	Score	RPI S	Opponent	Score	RPI S	Opponent	Score	RPI S	Opponent	Score
						61 A Princeton	1 3		116 H Syracuse	1 3	
						75 A Yale	0 3		143 A Cornell	0 3	
						75 H Yale	0 3		143 H Cornell	3 1	
						90 A California	0 3		148 A Penn	1 3	
						91 N Texas Tech	0 3		160 A Harvard	1 3	
									160 H Harvard	0 3	
									210 N Rhode Island	2 3	
									211 H Sacred Heart	3 2	
									213 A Columbia	1 3	
									213 H Columbia	3 0	
									214 A New Hampshire	0 3	
									253 N Eastern Wash.	3 2	
									274 A Brown	3 1	
									274 H Brown	3 0	
									287 H Iona	3 1	
									318 N Siena	3 0	
LAST 10 GAMES											
						75 A Yale	0 3	274 H Brown	3 0		
						274 A Brown	3 1	75 H Yale	0 3		
						213 A Columbia	1 3	148 A Penn	1 3		
						143 A Cornell	0 3	61 A Princeton	1 3		
						160 H Harvard	0 3	143 H Cornell	3 1		

Non-Div. I Games:

Dartmouth

Average RPI Win: 194		WON-LOST RECORD		WINNING PCT. RANK		LAST 10 GAMES		STRENGTH OF SCHEDULE		OPP. STRENGTH OF SCHEDULE		TEAM RPI		ADJ RPI		CONF. RPI		ADJ CONF. RPI	
DIV. I ONLY		8- 19		.2963 269		1- 9		160		85		240		.45735 240		7		7	
DIV. I NON-CONF.		6- 6		.5 158		0- 0		251		139		208		.47132 208		7		7	
TOTALS		RPI 1-25		RPI 26-50		W-L RECORDS		RPI 51-100		RPI 101-150		RPI 150+							
8- 19		0- 2		0- 1		OVERALL		0- 6		3- 3		5- 7							
1- 8		0- 1		0- 0		HOME		0- 3		1- 0		0- 4							
4- 9		0- 1		0- 1		AWAY		0- 3		1- 2		3- 2							
3- 2		0- 0		0- 0		NEUTRAL		0- 0		1- 1		2- 1							
6- 6		0- 0		0- 0		NON-CONFERENCE		0- 1		2- 2		4- 3							
0- 3		0- 0		0- 0		HOME		0- 1		0- 0		0- 2							
3- 1		0- 0		0- 0		AWAY		0- 0		1- 1		2- 0							
3- 2		0- 0		0- 0		NEUTRAL		0- 0		1- 1		2- 1							
2- 13		0- 2		0- 1		CONFERENCE		0- 5		1- 1		1- 4							
1- 5		0- 1		0- 0		HOME		0- 2		1- 0		0- 2							
1- 8		0- 1		0- 1		AWAY		0- 3		0- 1		1- 2							
0- 0		0- 0		0- 0		NEUTRAL		0- 0		0- 0		0- 0							
RPI S	Opponent	Score		RPI S	Opponent	Score		RPI S	Opponent	Score		RPI S	Opponent	Score					
14 A	Creighton	0	3	33 A	Marquette	0	3	58 A	Butler	0	3	115 N	Ball St.	1	3				
14 H	Creighton	0	3					58 H	Butler	0	3	120 A	Indiana	1	3				
								77 A	Villanova	2	3	121 A	St. John's (NY)	1	3				
								82 H	Northwestern	0	3	121 H	St. John's (NY)	3	2				
								92 A	Seton Hall	0	3	123 N	Idaho	3	1				
								92 H	Seton Hall	0	3	146 A	Saint Louis	3	1				
												156 A	Ill.-Chicago	3	1				
												161 A	Xavier	2	3				
												161 H	Xavier	0	3				
												163 A	Providence	0	3				
												163 H	Providence	0	3				
												174 H	Army West Point	1	3				
												209 H	Milwaukee	0	3				
												212 A	Georgetown	3	2				
												249 N	Little Rock	3	2				
												250 N	Indiana St.	0	3				
												262 A	Loyola Chicago	3	0				
												281 N	Louisiana Tech	3	2				
LAST 10 GAMES																			
14 A	Creighton	0	3	58 H	Butler	0	3												
163 A	Providence	0	3	77 A	Villanova	2	3												
121 A	St. John's (NY)	1	3	212 A	Georgetown	3	2												
92 A	Seton Hall	0	3	163 H	Providence	0	3												
161 H	Xavier	0	3	14 H	Creighton	0	3												

Non-Div. I Games:

DePaul

Average RPI Win: 274		WON-LOST	WINNING	LAST 10	STRENGTH OF		OPP. STRENGTH	TEAM	ADJ	CONF.	ADJ CONF.
Average RPI Loss: 134		RECORD	PCT. RANK	GAMES	SCHEDULE		OF SCHEDULE	RPI	RPI	RPI	RPI
DIV. I ONLY		13- 16	.44828	194	6- 4		259	248	241	.45617	241
DIV. I NON-CONF.		5- 10	.33333	247	0- 0		298	229	296	.40262	294
TOTALS		RPI 1-25	RPI 26-50		W-L RECORDS		RPI 51-100		RPI 101-150		RPI 150+
13- 16	0- 1	0- 0		OVERALL		0- 6		1- 4		12- 5	
4- 3	0- 0	0- 0		HOME		0- 1		1- 1		3- 1	
8- 6	0- 0	0- 0		AWAY		0- 3		0- 3		8- 0	
1- 7	0- 1	0- 0		NEUTRAL		0- 2		0- 0		1- 4	
5- 10	0- 1	0- 0		NON-CONFERENCE		0- 3		0- 2		5- 4	
1- 0	0- 0	0- 0		HOME		0- 0		0- 0		1- 0	
3- 3	0- 0	0- 0		AWAY		0- 1		0- 2		3- 0	
1- 7	0- 1	0- 0		NEUTRAL		0- 2		0- 0		1- 4	
8- 6	0- 0	0- 0		CONFERENCE		0- 3		1- 2		7- 1	
3- 3	0- 0	0- 0		HOME		0- 1		1- 1		2- 1	
5- 3	0- 0	0- 0		AWAY		0- 2		0- 1		5- 0	
0- 0	0- 0	0- 0		NEUTRAL		0- 0		0- 0		0- 0	
RPI S	Opponent	Score		RPI S	Opponent	Score		RPI S	Opponent	Score	
11 N	Colorado	1	3					57 N	Austin Peay	2	3
								63 A	Central Ark.	0	3
								63 H	Central Ark.	2	3
								70 A	Ole Miss	0	3
								88 A	SFA	1	3
								92 N	Seton Hall	0	3
								127 A	Oklahoma	0	3
								128 H	A&M-Corpus Christi	3	0
								133 A	Houston Baptist	1	3
								133 H	Houston Baptist	2	3
								145 A	Tulane	2	3
								185 A	McNeese	3	2
								199 H	Sam Houston St.	3	1
								203 H	Abilene Christian	1	3
								206 N	Alabama St.	2	3
								233 N	Winthrop	2	3
								263 N	North Florida	1	3
								264 N	Mercer	1	3
								267 H	Incarnate Word	3	0
								268 A	New Orleans	3	1
								290 A	Troy	3	0
								301 A	Southeastern La.	3	0
								308 A	La.-Monroe	3	2
								312 A	Lamar University	3	0
								315 A	Nicholls St.	3	1
								325 N	Jackson St.	3	0
								334 A	Alcorn	3	0
								334 H	Alcorn	3	0
LAST 10 GAMES											
				133 A	Houston Baptist	1	3	268 A	New Orleans	3	1
				63 H	Central Ark.	2	3	133 H	Houston Baptist	2	3
				203 H	Abilene Christian	1	3	315 A	Nicholls St.	3	1
				199 H	Sam Houston St.	3	1	185 A	McNeese	3	2
				301 A	Southeastern La.	3	0	128 H	A&M-Corpus Christi	3	0

Non-Div. I Games:

Northwestern St.

Average RPI Win: 250		WON-LOST	WINNING	LAST 10	STRENGTH OF		OPP. STRENGTH	TEAM	ADJ	CONF.	ADJ CONF.
Average RPI Loss: 152		RECORD	PCT. RANK	GAMES	SCHEDULE		OF SCHEDULE	RPI	RPI	RPI	RPI
DIV. I ONLY		10- 18	.35714	245	5- 5		183	231	242	.45556	242
DIV. I NON-CONF.		4- 12	.25	272	0- 2		166	246	267	.43197	265
TOTALS		RPI 1-25	RPI 26-50		W-L RECORDS		RPI 51-100		RPI 101-150		RPI 150+
10- 18	0- 0	0- 1		OVERALL		0- 4		0- 4		10- 9	
6- 6	0- 0	0- 1		HOME		0- 0		0- 3		6- 2	
2- 10	0- 0	0- 0		AWAY		0- 4		0- 1		2- 5	
2- 2	0- 0	0- 0		NEUTRAL		0- 0		0- 0		2- 2	
4- 12	0- 0	0- 0		NON-CONFERENCE		0- 3		0- 3		4- 6	
2- 5	0- 0	0- 0		HOME		0- 0		0- 3		2- 2	
0- 5	0- 0	0- 0		AWAY		0- 3		0- 0		0- 2	
2- 2	0- 0	0- 0		NEUTRAL		0- 0		0- 0		2- 2	
6- 6	0- 0	0- 1		CONFERENCE		0- 1		0- 1		6- 3	
4- 1	0- 0	0- 1		HOME		0- 0		0- 0		4- 0	
2- 5	0- 0	0- 0		AWAY		0- 1		0- 1		2- 3	
0- 0	0- 0	0- 0		NEUTRAL		0- 0		0- 0		0- 0	
RPI S	Opponent	Score	RPI S	Opponent	Score	RPI S	Opponent	Score	RPI S	Opponent	Score
			40 H VCU		0 3	53 A Dayton		1 3	114 H Hofstra		1 3
						67 A Tennessee		0 3	120 H Indiana		0 3
						81 A American		0 3	126 H LIU Brooklyn		2 3
						87 A North Dakota		0 3	146 A Saint Louis		0 3
									159 A North Dakota St.		0 3
									170 A Duquesne		1 3
									170 H Duquesne		3 1
									180 N Western Mich.		1 3
									184 N Wofford		3 2
									210 A Rhode Island		1 3
									219 H UMES		0 3
									226 A La Salle		3 2
									226 H La Salle		3 1
									232 N Appalachian St.		2 3
									237 H UMBC		0 3
									243 A Fordham		1 3
									244 A Howard		0 3
									260 H Delaware		3 2
									261 H Davidson		3 1
									273 A George Mason		3 2
									273 H George Mason		3 1
									309 H Holy Cross		3 0
									313 N South Dakota St.		3 0
LAST 10 GAMES			273 H George Mason		3 1	261 H Davidson		3 1			
			226 H La Salle		3 1	40 H VCU		0 3			
			170 H Duquesne		3 1	81 A American		0 3			
			53 A Dayton		1 3	273 A George Mason		3 2			
			146 A Saint Louis		0 3	244 A Howard		0 3			

Non-Div. I Games:

George Washington

Average RPI Win:	285	WON-LOST RECORD	WINNING PCT. RANK	LAST 10 GAMES	STRENGTH OF SCHEDULE	OPP. STRENGTH OF SCHEDULE	TEAM RPI	ADJ RPI	CONF. RPI	ADJ CONF. RPI	
DIV. I ONLY		12- 14	.46154 186	3- 7	268	263	243	.45281 243	17	17	
DIV. I NON-CONF.		8- 5	.61538 111	0- 0	320	314	239	.44656 240	18	18	
<hr/>											
TOTALS	RPI 1-25	RPI 26-50		W-L RECORDS	RPI 51-100		RPI 101-150		RPI 150+		
12- 14	0- 0	0- 2		OVERALL	0- 3		0- 5		12- 4		
5- 5	0- 0	0- 1		HOME	0- 2		0- 1		5- 1		
4- 6	0- 0	0- 1		AWAY	0- 1		0- 1		4- 3		
3- 3	0- 0	0- 0		NEUTRAL	0- 0		0- 3		3- 0		
<hr/>											
8- 5	0- 0	0- 0		NON-CONFERENCE	0- 1		0- 3		8- 1		
2- 1	0- 0	0- 0		HOME	0- 1		0- 0		2- 0		
3- 1	0- 0	0- 0		AWAY	0- 0		0- 0		3- 1		
3- 3	0- 0	0- 0		NEUTRAL	0- 0		0- 3		3- 0		
<hr/>											
4- 9	0- 0	0- 2		CONFERENCE	0- 2		0- 2		4- 3		
3- 4	0- 0	0- 1		HOME	0- 1		0- 1		3- 1		
1- 5	0- 0	0- 1		AWAY	0- 1		0- 1		1- 2		
0- 0	0- 0	0- 0		NEUTRAL	0- 0		0- 0		0- 0		
<hr/>											
RPI S	Opponent	Score	RPI S	Opponent	Score	RPI S	Opponent	Score	RPI S	Opponent	Score
			40 A VCU		0 3	53 A Dayton		1 3	123 N Idaho		0 3
			40 H VCU		0 3	53 H Dayton		1 3	126 N LIU Brooklyn		1 3
						85 H Cleveland St.		0 3	142 N Gonzaga		1 3
									146 A Saint Louis		1 3
									146 H Saint Louis		2 3
									170 A Duquesne		0 3
									210 H Rhode Island		0 3
									213 A Columbia		0 3
									226 A La Salle		3 0
									242 H George Washington		3 1
									261 A Davidson		0 3
									261 H Davidson		3 2
									268 A New Orleans		3 2
									273 H George Mason		3 0
									275 A Grand Canyon		3 1
									280 N Southeast Mo. St.		3 1
									291 H Rider		3 1
									310 N St. Francis Brooklyn		3 0
									330 A Manhattan		3 0
									333 H Saint Peter's		3 0
									334 N Alcorn		3 0
<hr/>											
			LAST 10 GAMES								
			53 A Dayton		1 3	170 A Duquesne		0 3			
			146 A Saint Louis		1 3	226 A La Salle		3 0			
			210 H Rhode Island		0 3	146 H Saint Louis		2 3			
			261 H Davidson		3 2	53 H Dayton		1 3			
			40 H VCU		0 3	242 H George Washington		3 1			

Non-Div. I Games:

Fordham

Average RPI Win: 283		WON-LOST	WINNING	LAST 10	STRENGTH OF		OPP. STRENGTH	TEAM	ADJ	CONF.	ADJ CONF.
Average RPI Loss: 143		RECORD	PCT. RANK	GAMES	SCHEDULE		OF SCHEDULE	RPI	RPI	RPI	RPI
DIV. I ONLY		13- 14	.48148	171	282		284	244	.45245	244	31
DIV. I NON-CONF.		3- 12	.2	292	131		105	252	.44201	252	31
TOTALS		RPI 1-25	RPI 26-50		W-L RECORDS		RPI 51-100		RPI 101-150		RPI 150+
13- 14	0- 0	0- 3		OVERALL		1- 3		0- 2		12- 6	
7- 4	0- 0	0- 2		HOME		1- 1		0- 0		6- 1	
6- 4	0- 0	0- 0		AWAY		0- 1		0- 0		6- 3	
0- 6	0- 0	0- 1		NEUTRAL		0- 1		0- 2		0- 2	
3- 12	0- 0	0- 3		NON-CONFERENCE		1- 3		0- 2		2- 4	
2- 3	0- 0	0- 2		HOME		1- 1		0- 0		1- 0	
1- 3	0- 0	0- 0		AWAY		0- 1		0- 0		1- 2	
0- 6	0- 0	0- 1		NEUTRAL		0- 1		0- 2		0- 2	
10- 2	0- 0	0- 0		CONFERENCE		0- 0		0- 0		10- 2	
5- 1	0- 0	0- 0		HOME		0- 0		0- 0		5- 1	
5- 1	0- 0	0- 0		AWAY		0- 0		0- 0		5- 1	
0- 0	0- 0	0- 0		NEUTRAL		0- 0		0- 0		0- 0	
RPI S	Opponent	Score	RPI S	Opponent	Score	RPI S	Opponent	Score	RPI S	Opponent	Score
			40 N	VCU	2 3	61 N	Princeton	1 3	139 N	San Jose St.	0 3
			42 H	Washington St.	1 3	81 A	American	0 3	144 N	Ohio	1 3
			44 H	Iowa	1 3	81 H	American	0 3	191 A	UC Riverside	0 3
						94 H	Santa Clara	3 1	193 A	Virginia	3 1
									212 N	Georgetown	1 3
									219 A	UMES	2 3
									219 H	UMES	2 3
									237 A	UMBC	0 3
									242 H	George Washington	3 0
									286 H	Bethune-Cookman	3 1
									288 N	Southern Utah	2 3
									293 A	Hampton	3 0
									293 H	Hampton	3 0
									319 A	Morgan St.	3 1
									321 A	Coppin St.	3 0
									321 H	Coppin St.	3 0
									326 A	Delaware St.	3 0
									326 H	Delaware St.	3 0
									332 A	Norfolk St.	3 1
									332 H	Norfolk St.	3 0
			LAST 10 GAMES								
			293 A	Hampton	3 0	286 H	Bethune-Cookman	3 1			
			332 A	Norfolk St.	3 1	332 H	Norfolk St.	3 0			
			326 A	Delaware St.	3 0	293 H	Hampton	3 0			
			219 H	UMES	2 3	321 A	Coppin St.	3 0			
			321 H	Coppin St.	3 0	319 A	Morgan St.	3 1			

Non-Div. I Games:

Howard

Average RPI Win: 277		WON-LOST	WINNING	LAST 10	STRENGTH OF		OPP. STRENGTH	TEAM	ADJ		CONF.	ADJ CONF.	
Average RPI Loss: 155		RECORD	PCT. RANK	GAMES	SCHEDULE		OF SCHEDULE	RPI	RPI		RPI	RPI	
DIV. I ONLY		11- 17	.39286	223	3- 7		215	262	245	.45213	245	13	13
DIV. I NON-CONF.		7- 9	.4375	208	1- 0		263	293	256	.43789	258	15	15
TOTALS		RPI 1-25	RPI 26-50		W-L RECORDS		RPI 51-100		RPI 101-150		RPI 150+		
11- 17	0- 0	0- 2		OVERALL		0- 3		0- 3		11- 9			
9- 6	0- 0	0- 1		HOME		0- 2		0- 1		9- 2			
2- 7	0- 0	0- 1		AWAY		0- 1		0- 1		2- 4			
0- 4	0- 0	0- 0		NEUTRAL		0- 0		0- 1		0- 3			
7- 9	0- 0	0- 0		NON-CONFERENCE		0- 1		0- 1		7- 7			
7- 2	0- 0	0- 0		HOME		0- 1		0- 0		7- 1			
0- 3	0- 0	0- 0		AWAY		0- 0		0- 0		0- 3			
0- 4	0- 0	0- 0		NEUTRAL		0- 0		0- 1		0- 3			
4- 8	0- 0	0- 2		CONFERENCE		0- 2		0- 2		4- 2			
2- 4	0- 0	0- 1		HOME		0- 1		0- 1		2- 1			
2- 4	0- 0	0- 1		AWAY		0- 1		0- 1		2- 1			
0- 0	0- 0	0- 0		NEUTRAL		0- 0		0- 0		0- 0			
RPI S	Opponent	Score	RPI S	Opponent	Score	RPI S	Opponent	Score	RPI S	Opponent	Score		
			32 A Western Ky.	0 3	55 A North Texas	0 3	106 A UTSA	2 3					
			32 H Western Ky.	0 3	57 H Austin Peay	1 3	120 N Indiana	1 3					
					66 H Rice	2 3	134 H Southern Miss.	0 3					
							163 N Providence	2 3					
							176 N Fairfield	2 3					
							189 H Charlotte	1 3					
							206 H Alabama St.	1 3					
							225 H Western Caro.	3 1					
							231 A Boston College	1 3					
							236 N UT Martin	0 3					
							258 A Evansville	2 3					
							268 H New Orleans	3 0					
							269 H Florida A&M	3 1					
							270 A UTEP	3 1					
							272 A Middle Tenn.	3 1					
							272 H Middle Tenn.	3 1					
							276 H Georgia St.	3 1					
							278 H FIU	3 0					
							281 A Louisiana Tech	1 3					
							290 A Troy	2 3					
							292 H Charleston So.	3 1					
							294 H Western Ill.	3 0					
							328 H Mississippi Val.	3 0					
LAST 10 GAMES													
			134 H Southern Miss.	0 3	66 H Rice	2 3	328 H Mississippi Val.	3 0					
			32 A Western Ky.	0 3	32 H Western Ky.	0 3							
			106 A UTSA	2 3	281 A Louisiana Tech	1 3							
			272 H Middle Tenn.	3 1	55 A North Texas	0 3							
			269 H Florida A&M	3 1	278 H FIU	3 0							

Non-Div. I Games:

UAB

[illegible]

Non-Div. I Games:

Southern Ill.

Average RPI Win: 208		WON-LOST RECORD		WINNING PCT. RANK		LAST 10 GAMES		STRENGTH OF SCHEDULE		OPP. STRENGTH OF SCHEDULE		TEAM RPI		ADJ RPI		CONF. RPI		ADJ CONF. RPI	
Average RPI Loss: 148																			
DIV. I ONLY		9- 17		.34615 250		3- 7		220		160		246		.44673 247		11		11	
DIV. I NON-CONF.		5- 7		.41667 212		0- 0		192		177		212		.46761 213		10		10	
TOTALS		RPI 1-25		RPI 26-50		W-L RECORDS		RPI 51-100		RPI 101-150		RPI 150+							
9- 17		0- 0		0- 1		OVERALL		0- 2		0- 6		9- 8							
4- 3		0- 0		0- 0		HOME		0- 0		0- 2		4- 1							
3- 11		0- 0		0- 0		AWAY		0- 1		0- 4		3- 6							
2- 3		0- 0		0- 1		NEUTRAL		0- 1		0- 0		2- 1							
5- 7		0- 0		0- 1		NON-CONFERENCE		0- 2		0- 2		5- 2							
1- 0		0- 0		0- 0		HOME		0- 0		0- 0		1- 0							
2- 4		0- 0		0- 0		AWAY		0- 1		0- 2		2- 1							
2- 3		0- 0		0- 1		NEUTRAL		0- 1		0- 0		2- 1							
4- 10		0- 0		0- 0		CONFERENCE		0- 0		0- 4		4- 6							
3- 3		0- 0		0- 0		HOME		0- 0		0- 2		3- 1							
1- 7		0- 0		0- 0		AWAY		0- 0		0- 2		1- 5							
0- 0		0- 0		0- 0		NEUTRAL		0- 0		0- 0		0- 0							
RPI S	Opponent	Score		RPI S	Opponent	Score		RPI S	Opponent	Score		RPI S	Opponent	Score					
				28 N	Oregon St.	0 3		68 A	UC Irvine	0 3		101 A	Boise St.	0 3					
								99 N	Pepperdine	0 3		101 H	Boise St.	1 3					
												129 A	Portland	1 3					
												139 A	San Jose St.	0 3					
												139 H	San Jose St.	1 3					
												147 A	Saint Mary's (CA)	0 3					
												151 A	San Diego St.	0 3					
												151 H	San Diego St.	3 1					
												158 A	New Mexico	1 3					
												167 A	Utah St.	1 3					
												167 H	Utah St.	3 1					
												186 N	CSUN	2 3					
												197 N	Utah Valley	3 1					
												201 A	UNLV	3 2					
												202 A	Air Force	2 3					
												202 H	Air Force	2 3					
												206 N	Alabama St.	3 1					
												208 A	Nevada	0 3					
												208 H	Nevada	3 1					
												224 A	CSU Bakersfield	3 2					
												224 H	CSU Bakersfield	3 0					
												295 A	San Francisco	2 3					
												295 A	San Francisco	3 0					
LAST 10 GAMES																			
				202 A	Air Force	2 3		167 H	Utah St.	3 1		295 A	San Francisco	3 0					
				151 A	San Diego St.	0 3		158 A	New Mexico	1 3									
				208 A	Nevada	0 3		201 A	UNLV	3 2									
				139 A	San Jose St.	0 3		202 H	Air Force	2 3									
				101 H	Boise St.	1 3		151 H	San Diego St.	3 1									

Non-Div. I Games:

Fresno St.

Average RPI Win:	271	WON-LOST RECORD	WINNING PCT. RANK	LAST 10 GAMES	STRENGTH OF SCHEDULE	OPP. STRENGTH OF SCHEDULE	TEAM RPI	ADJ RPI	CONF. RPI	ADJ CONF. RPI	
Average RPI Loss:	135										
DIV. I ONLY		7- 21	.25 293	2- 8	114	205	251	.44647	248	24	24
DIV. I NON-CONF.		4- 10	.28571 266	0- 1	101	130	206	.47495	199	26	26
<hr/>											
TOTALS	RPI 1-25	RPI 26-50		W-L RECORDS	RPI 51-100		RPI 101-150		RPI 150+		
7- 21	0- 1	0- 3		OVERALL	0- 5		0- 3		7- 9		
5- 4	0- 0	0- 0		HOME	0- 1		0- 0		5- 3		
1- 12	0- 0	0- 2		AWAY	0- 3		0- 1		1- 6		
1- 5	0- 1	0- 1		NEUTRAL	0- 1		0- 2		1- 0		
<hr/>											
4- 10	0- 1	0- 3		NON-CONFERENCE	0- 3		0- 2		4- 1		
3- 0	0- 0	0- 0		HOME	0- 0		0- 0		3- 0		
0- 5	0- 0	0- 2		AWAY	0- 2		0- 0		0- 1		
1- 5	0- 1	0- 1		NEUTRAL	0- 1		0- 2		1- 0		
<hr/>											
3- 11	0- 0	0- 0		CONFERENCE	0- 2		0- 1		3- 8		
2- 4	0- 0	0- 0		HOME	0- 1		0- 0		2- 3		
1- 7	0- 0	0- 0		AWAY	0- 1		0- 1		1- 5		
0- 0	0- 0	0- 0		NEUTRAL	0- 0		0- 0		0- 0		
<hr/>											
RPI S	Opponent	Score	RPI S	Opponent	Score	RPI S	Opponent	Score	RPI S	Opponent	Score
23 N	Illinois	0 3	32 A	Western Ky.	0 3	51 A	Missouri St.	0 3	107 N	Furman	2 3
			42 N	Washington St.	0 3	54 A	Alabama	0 3	114 N	Hofstra	0 3
			47 A	Col. of Charleston	1 3	57 A	Austin Peay	1 3	141 A	Murray St.	0 3
						59 N	Denver	0 3	153 A	Belmont	1 3
						83 H	SIUE	0 3	153 H	Belmont	3 0
									183 A	Eastern Ill.	1 3
									195 A	Eastern Ky.	1 3
									195 H	Eastern Ky.	1 3
									216 A	Jacksonville St.	2 3
									236 H	UT Martin	1 3
									256 N	USC Upstate	3 2
									268 H	New Orleans	3 2
									272 A	Middle Tenn.	0 3
									278 H	FIU	3 1
									280 H	Southeast Mo. St.	0 3
									296 A	Morehead St.	1 3
									296 H	Morehead St.	3 1
									314 A	Tennessee Tech	3 0
									334 H	Alcorn	3 0
<hr/>											
			LAST 10 GAMES								
			83 H	SIUE	0 3	141 A	Murray St.	0 3			
			153 H	Belmont	3 0	57 A	Austin Peay	1 3			
			195 A	Eastern Ky.	1 3	236 H	UT Martin	1 3			
			296 A	Morehead St.	1 3	280 H	Southeast Mo. St.	0 3			
			272 A	Middle Tenn.	0 3	314 A	Tennessee Tech	3 0			

Non-Div. I Games:

Tennessee St.

Average RPI Win:	285	WON-LOST RECORD	WINNING PCT. RANK	LAST 10 GAMES		STRENGTH OF SCHEDULE	OPP. STRENGTH OF SCHEDULE	TEAM RPI	ADJ RPI	CONF. RPI	ADJ CONF. RPI
Average RPI Loss:	143										
DIV. I ONLY		9- 18	.33333 255	4- 6		184	253	248	.44583 249	25	25
DIV. I NON-CONF.		4- 8	.33333 247	0- 0		155	239	231	.45603 230	23	22
TOTALS	RPI 1-25		RPI 26-50	W-L RECORDS		RPI 51-100			RPI 101-150		RPI 150+
9- 18	0- 0		0- 1	OVERALL		0- 5			0- 7		9- 5
4- 4	0- 0		0- 0	HOME		0- 1			0- 2		4- 1
1- 10	0- 0		0- 0	AWAY		0- 4			0- 4		1- 2
4- 4	0- 0		0- 1	NEUTRAL		0- 0			0- 1		4- 2
4- 8	0- 0		0- 1	NON-CONFERENCE		0- 2			0- 3		4- 2
0- 0	0- 0		0- 0	HOME		0- 0			0- 0		0- 0
0- 4	0- 0		0- 0	AWAY		0- 2			0- 2		0- 0
4- 4	0- 0		0- 1	NEUTRAL		0- 0			0- 1		4- 2
5- 10	0- 0		0- 0	CONFERENCE		0- 3			0- 4		5- 3
4- 4	0- 0		0- 0	HOME		0- 1			0- 2		4- 1
1- 6	0- 0		0- 0	AWAY		0- 2			0- 2		1- 2
0- 0	0- 0		0- 0	NEUTRAL		0- 0			0- 0		0- 0
RPI S Opponent Score			RPI S Opponent Score			RPI S Opponent Score			RPI S Opponent Score		
			30 N Miami (FL) 1 3			63 A Central Ark. 1 3			102 N Colgate 1 3		
						74 A Texas St. 0 3			105 H Coastal Caro. 1 3		
						74 H Texas St. 0 3			117 A South Ala. 1 3		
						88 A SFA 0 3			134 A Southern Miss. 2 3		
						93 A Arkansas St. 1 3			146 A Saint Louis 1 3		
									150 A Louisiana 1 3		
									150 H Louisiana 2 3		
									228 A UT Arlington 1 3		
									228 H UT Arlington 3 2		
									232 H Appalachian St. 2 3		
									236 N UT Martin 3 1		
									240 N DePaul 2 3		
									265 N Memphis 0 3		
									276 H Georgia St. 3 2		
									281 N Louisiana Tech 3 0		
									290 A Troy 1 3		
									298 H Ga. Southern 3 1		
									304 N Texas Southern 3 0		
									308 A La.-Monroe 3 0		
									308 H La.-Monroe 3 2		
									325 N Jackson St. 3 0		
				LAST 10 GAMES							
				74 A Texas St. 0 3					117 A South Ala. 1 3		
				228 A UT Arlington 1 3					308 H La.-Monroe 3 2		
				276 H Georgia St. 3 2					150 H Louisiana 2 3		
				298 H Ga. Southern 3 1					93 A Arkansas St. 1 3		
				290 A Troy 1 3					228 H UT Arlington 3 2		

Non-Div. I Games:

Little Rock

Average RPI Win: 246		WON-LOST	WINNING	LAST 10	STRENGTH OF		OPP. STRENGTH	TEAM	ADJ	CONF.	ADJ CONF.
Average RPI Loss: 126		RECORD	PCT. RANK	GAMES	SCHEDULE		OF SCHEDULE	RPI	RPI	RPI	RPI
DIV. I ONLY		7- 19	.26923	280	2- 8		148	157	250	.44523	250
DIV. I NON-CONF.		2- 10	.16667	297	0- 0		199	133	289	.40772	288
TOTALS		RPI 1-25	RPI 26-50		W-L RECORDS		RPI 51-100		RPI 101-150		RPI 150+
7- 19	0- 0	0- 3		OVERALL		0- 4		0- 6		7- 6	
3- 6	0- 0	0- 1		HOME		0- 2		0- 1		3- 2	
3- 7	0- 0	0- 2		AWAY		0- 1		0- 2		3- 2	
1- 6	0- 0	0- 0		NEUTRAL		0- 1		0- 3		1- 2	
2- 10	0- 0	0- 1		NON-CONFERENCE		0- 1		0- 4		2- 4	
1- 1	0- 0	0- 0		HOME		0- 0		0- 0		1- 1	
0- 3	0- 0	0- 1		AWAY		0- 0		0- 1		0- 1	
1- 6	0- 0	0- 0		NEUTRAL		0- 1		0- 3		1- 2	
5- 9	0- 0	0- 2		CONFERENCE		0- 3		0- 2		5- 2	
2- 5	0- 0	0- 1		HOME		0- 2		0- 1		2- 1	
3- 4	0- 0	0- 1		AWAY		0- 1		0- 1		3- 1	
0- 0	0- 0	0- 0		NEUTRAL		0- 0		0- 0		0- 0	
RPI S	Opponent	Score		RPI S	Opponent	Score		RPI S	Opponent	Score	
44 A	Iowa	1	3	51 A	Missouri St.	0	3	105 N	Coastal Caro.	0	3
46 A	UNI	0	3	51 H	Missouri St.	0	3	110 A	Drake	1	3
46 H	UNI	0	3	85 N	Cleveland St.	0	3	110 H	Drake	0	3
				96 H	Illinois St.	0	3	111 N	IUPUI	2	3
								115 N	Ball St.	0	3
								120 A	Indiana	0	3
								154 A	Central Mich.	2	3
								171 A	Valparaiso	3	0
								183 H	Eastern Ill.	2	3
								235 N	Omaha	2	3
								235 N	Omaha	1	3
								240 N	DePaul	3	0
								246 A	Southern Ill.	3	1
								246 H	Southern Ill.	1	3
								258 A	Evansville	2	3
								258 H	Evansville	3	2
								259 H	Bradley	3	1
								262 A	Loyola Chicago	3	2
								283 H	Cal St. Fullerton	3	2
LAST 10 GAMES											
46 A	UNI	0	3	262 A	Loyola Chicago	3	2				
110 A	Drake	1	3	171 A	Valparaiso	3	0				
51 H	Missouri St.	0	3	96 H	Illinois St.	0	3				
246 H	Southern Ill.	1	3	110 H	Drake	0	3				
258 A	Evansville	2	3	46 H	UNI	0	3				

Non-Div. I Games:

Indiana St.

Average RPI Win: 238		WON-LOST RECORD	WINNING PCT. RANK		LAST 10 GAMES	STRENGTH OF SCHEDULE	OPP. STRENGTH OF SCHEDULE	TEAM RPI	ADJ RPI	CONF. RPI	ADJ CONF. RPI	
Average RPI Loss: 144												
DIV. I ONLY		7- 20	.25926	288	2- 8	129	197	253	.44462	251	18	18
DIV. I NON-CONF.		5- 8	.38462	226	0- 0	105	183	176	.49167	177	17	17
<hr/>												
TOTALS		RPI 1-25	RPI 26-50		W-L RECORDS	RPI 51-100		RPI 101-150		RPI 150+		
7- 20	0- 1		0- 0		OVERALL	0- 5		1- 4		6- 10		
1- 5	0- 0		0- 0		HOME	0- 2		0- 0		1- 3		
1- 11	0- 0		0- 0		AWAY	0- 3		0- 3		1- 5		
5- 4	0- 1		0- 0		NEUTRAL	0- 0		1- 1		4- 2		
5- 8	0- 1		0- 0		NON-CONFERENCE	0- 2		1- 2		4- 3		
0- 0	0- 0		0- 0		HOME	0- 0		0- 0		0- 0		
0- 4	0- 0		0- 0		AWAY	0- 2		0- 1		0- 1		
5- 4	0- 1		0- 0		NEUTRAL	0- 0		1- 1		4- 2		
2- 12	0- 0		0- 0		CONFERENCE	0- 3		0- 2		2- 7		
1- 5	0- 0		0- 0		HOME	0- 2		0- 0		1- 3		
1- 7	0- 0		0- 0		AWAY	0- 1		0- 2		1- 4		
0- 0	0- 0		0- 0		NEUTRAL	0- 0		0- 0		0- 0		
RPI	S	Opponent	Score	RPI	S	Opponent	Score	RPI	S	Opponent	Score	
12	N	Kansas	0 3					55	A	North Texas	0 3	
								83	A	SIUE	1 3	
								86	H	Sacramento St.	0 3	
								87	A	North Dakota	1 3	
								87	H	North Dakota	0 3	
								103	A	Portland St.	1 3	
								110	A	Drake	1 3	
								123	A	Idaho	0 3	
								139	N	San Jose St.	0 3	
								140	N	Tulsa	3 2	
								156	N	Ill.-Chicago	1 3	
								173	H	Northern Ariz.	0 3	
								181	A	Northern Colo.	0 3	
								181	H	Northern Colo.	0 3	
								194	N	Seattle U	0 3	
								197	A	Utah Valley	0 3	
								217	N	Long Beach St.	3 0	
								218	A	Montana St.	0 3	
								218	H	Montana St.	2 3	
								220	A	Idaho St.	2 3	
								234	A	Weber St.	3 1	
								235	N	Omaha	3 0	
								253	A	Eastern Wash.	1 3	
								270	N	UTEP	3 1	
								280	N	Southeast Mo. St.	3 2	
								288	H	Southern Utah	3 2	
LAST 10 GAMES												
				218	H	Montana St.	2 3	288	H	Southern Utah	3 2	
				103	A	Portland St.	1 3	87	H	North Dakota	0 3	
				181	A	Northern Colo.	0 3	181	H	Northern Colo.	0 3	
				87	A	North Dakota	1 3	234	A	Weber St.	3 1	
				173	H	Northern Ariz.	0 3	220	A	Idaho St.	2 3	

Non-Div. I Games:

Montana

Average RPI Win: 299		WON-LOST RECORD	WINNING PCT. RANK		LAST 10 GAMES	STRENGTH OF SCHEDULE	OPP. STRENGTH OF SCHEDULE	TEAM RPI	ADJ RPI	CONF. RPI	ADJ CONF. RPI	
Average RPI Loss: 189												
DIV. I ONLY		13- 14	.48148	171	6- 4	279	315	249	.44403	252	30	30
DIV. I NON-CONF.		3- 8	.27273	268	0- 0	145	265	255	.43992	255	30	30
<hr/>												
TOTALS		RPI 1-25		RPI 26-50		W-L RECORDS		RPI 51-100		RPI 101-150		RPI 150+
13- 14		0- 0		0- 0		OVERALL		0- 2		0- 2		13- 10
6- 5		0- 0		0- 0		HOME		0- 1		0- 0		6- 4
6- 5		0- 0		0- 0		AWAY		0- 0		0- 1		6- 4
1- 4		0- 0		0- 0		NEUTRAL		0- 1		0- 1		1- 2
3- 8		0- 0		0- 0		NON-CONFERENCE		0- 2		0- 2		3- 4
1- 1		0- 0		0- 0		HOME		0- 1		0- 0		1- 0
1- 3		0- 0		0- 0		AWAY		0- 0		0- 1		1- 2
1- 4		0- 0		0- 0		NEUTRAL		0- 1		0- 1		1- 2
10- 6		0- 0		0- 0		CONFERENCE		0- 0		0- 0		10- 6
5- 4		0- 0		0- 0		HOME		0- 0		0- 0		5- 4
5- 2		0- 0		0- 0		AWAY		0- 0		0- 0		5- 2
0- 0		0- 0		0- 0		NEUTRAL		0- 0		0- 0		0- 0
RPI	S	Opponent	Score	RPI	S	Opponent	Score	RPI	S	Opponent	Score	
						72 N Radford	1 3			113 N Northeastern	0 3	
						85 H Cleveland St.	1 3			126 A LIU Brooklyn	0 3	
										174 A Army West Point	0 3	
										175 A Lehigh	3 1	
										176 A Fairfield	1 3	
										176 H Fairfield	0 3	
										204 A Niagara	2 3	
										204 H Niagara	1 3	
										210 A Rhode Island	2 3	
										213 N Columbia	0 3	
										254 H Binghamton	3 2	
										287 H Iona	1 3	
										291 A Rider	3 2	
										291 H Rider	1 3	
										300 A Canisius	3 0	
										300 H Canisius	3 0	
										305 A Quinnipiac	3 0	
										305 H Quinnipiac	3 1	
										310 N St. Francis Brooklyn	2 3	
										318 A Siena	3 0	
										318 H Siena	3 1	
										321 N Coppin St.	3 0	
										330 H Manhattan	3 0	
										333 A Saint Peter's	3 0	
										333 H Saint Peter's	3 0	
				LAST 10 GAMES								
				204 H Niagara	1 3	318 H Siena	3 1	330 H Manhattan	3 0			
				300 H Canisius	3 0	305 H Quinnipiac	3 1	333 A Saint Peter's	3 0			
				176 A Fairfield	1 3	176 H Fairfield	0 3	333 H Saint Peter's	3 0			
				333 H Saint Peter's	3 0	291 A Rider	3 2					
				291 H Rider	1 3	333 A Saint Peter's	3 0					

Non-Div. I Games:

Marist

Average RPI Win: 230		WON-LOST	WINNING	LAST 10	STRENGTH OF		OPP. STRENGTH	TEAM	ADJ	CONF.	ADJ CONF.
Average RPI Loss: 155		RECORD	PCT. RANK	GAMES	SCHEDULE		OF SCHEDULE	RPI	RPI	RPI	RPI
DIV. I ONLY		7- 16	.30435	267	2- 8		174	207	252	.44362	253
DIV. I NON-CONF.		3- 6	.33333	247	0- 0		212	221	257	.43869	256
TOTALS		RPI 1-25	RPI 26-50		W-L RECORDS		RPI 51-100		RPI 101-150		RPI 150+
7- 16	0- 0	0- 0		OVERALL		0- 5		0- 4		7- 7	
3- 5	0- 0	0- 0		HOME		0- 2		0- 2		3- 1	
2- 7	0- 0	0- 0		AWAY		0- 2		0- 1		2- 4	
2- 4	0- 0	0- 0		NEUTRAL		0- 1		0- 1		2- 2	
3- 6	0- 0	0- 0		NON-CONFERENCE		0- 2		0- 1		3- 3	
0- 0	0- 0	0- 0		HOME		0- 0		0- 0		0- 0	
1- 2	0- 0	0- 0		AWAY		0- 1		0- 0		1- 1	
2- 4	0- 0	0- 0		NEUTRAL		0- 1		0- 1		2- 2	
4- 10	0- 0	0- 0		CONFERENCE		0- 3		0- 3		4- 4	
3- 5	0- 0	0- 0		HOME		0- 2		0- 2		3- 1	
1- 5	0- 0	0- 0		AWAY		0- 1		0- 1		1- 3	
0- 0	0- 0	0- 0		NEUTRAL		0- 0		0- 0		0- 0	
RPI S	Opponent	Score	RPI S	Opponent	Score	RPI S	Opponent	Score	RPI S	Opponent	Score
						86 H	Sacramento St.	2 3	103 H	Portland St.	0 3
						87 A	North Dakota	0 3	123 A	Idaho	1 3
						87 H	North Dakota	0 3	123 H	Idaho	0 3
						90 A	California	0 3	137 N	UC Davis	1 3
						91 N	Texas Tech	0 3	173 A	Northern Ariz.	3 0
									181 A	Northern Colo.	1 3
									181 H	Northern Colo.	3 2
									189 N	Charlotte	0 3
									201 A	UNLV	1 3
									218 H	Montana St.	3 2
									220 H	Idaho St.	1 3
									230 N	Bucknell	3 2
									234 A	Weber St.	0 3
									239 N	Dartmouth	2 3
									251 H	Montana	3 1
									254 N	Binghamton	3 2
									288 A	Southern Utah	1 3
									300 A	Canisius	3 2
LAST 10 GAMES											
						181 H	Northern Colo.	3 2	103 H	Portland St.	0 3
						87 H	North Dakota	0 3	123 A	Idaho	1 3
						123 H	Idaho	0 3	220 H	Idaho St.	1 3
						234 A	Weber St.	0 3	288 A	Southern Utah	1 3
						86 H	Sacramento St.	2 3	173 A	Northern Ariz.	3 0

Non-Div. I Games:

Eastern Wash.

Average RPI Win:	243	WON-LOST RECORD	WINNING PCT. RANK	LAST 10 GAMES	STRENGTH OF SCHEDULE	OPP. STRENGTH OF SCHEDULE	TEAM RPI	ADJ RPI	CONF. RPI	ADJ CONF. RPI	
Average RPI Loss:	184										
DIV. I ONLY	10- 14	.41667	213	7- 3	275	247	254	.44291	254	29	29
DIV. I NON-CONF.	3- 10	.23077	276	0- 0	182	208	279	.42178	277	28	28
<hr/>											
TOTALS	RPI 1-25	RPI 26-50		W-L RECORDS	RPI 51-100		RPI 101-150		RPI 150+		
10- 14	0- 0	0- 0		OVERALL	1- 0		0- 5		9- 9		
6- 1	0- 0	0- 0		HOME	0- 0		0- 0		6- 1		
2- 7	0- 0	0- 0		AWAY	0- 0		0- 2		2- 5		
2- 6	0- 0	0- 0		NEUTRAL	1- 0		0- 3		1- 3		
<hr/>											
3- 10	0- 0	0- 0		NON-CONFERENCE	1- 0		0- 5		2- 5		
1- 0	0- 0	0- 0		HOME	0- 0		0- 0		1- 0		
0- 4	0- 0	0- 0		AWAY	0- 0		0- 2		0- 2		
2- 6	0- 0	0- 0		NEUTRAL	1- 0		0- 3		1- 3		
<hr/>											
7- 4	0- 0	0- 0		CONFERENCE	0- 0		0- 0		7- 4		
5- 1	0- 0	0- 0		HOME	0- 0		0- 0		5- 1		
2- 3	0- 0	0- 0		AWAY	0- 0		0- 0		2- 3		
0- 0	0- 0	0- 0		NEUTRAL	0- 0		0- 0		0- 0		
<hr/>											
RPI S	Opponent	Score	RPI S	Opponent	Score	RPI S	Opponent	Score	RPI S	Opponent	Score
						85 N	Cleveland St.	3 2	114 A	Hofstra	0 3
									116 N	Syracuse	0 3
									121 N	St. John's (NY)	0 3
									137 N	UC Davis	0 3
									143 A	Cornell	1 3
									162 H	Stony Brook	3 2
									171 N	Valparaiso	1 3
									172 N	Bryant	1 3
									177 A	Albany (NY)	1 3
									177 H	Albany (NY)	0 3
									201 A	UNLV	0 3
									214 A	New Hampshire	3 1
									214 H	New Hampshire	3 1
									237 A	UMBC	1 3
									237 H	UMBC	3 1
									252 A	Marist	2 3
									253 N	Eastern Wash.	2 3
									291 N	Rider	3 1
									302 A	Hartford	2 3
									302 H	Hartford	3 1
									303 A	UMass Lowell	3 0
									303 H	UMass Lowell	3 0
									318 H	Siena	3 0
			LAST 10 GAMES								
			237 H	UMBC	3 1	162 H	Stony Brook	3 2			
			302 H	Hartford	3 1	302 A	Hartford	2 3			
			303 A	UMass Lowell	3 0	237 A	UMBC	1 3			
			214 A	New Hampshire	3 1	214 H	New Hampshire	3 1			
			177 H	Albany (NY)	0 3	303 H	UMass Lowell	3 0			

Non-Div. I Games:

Binghamton

Average RPI Win: 242		WON-LOST RECORD		WINNING PCT. RANK		LAST 10 GAMES		STRENGTH OF SCHEDULE		OPP. STRENGTH OF SCHEDULE		TEAM RPI		ADJ RPI		CONF. RPI		ADJ CONF. RPI					
DIV. I ONLY		7- 19		.26923 280		2- 8		192		93		258		.44181 255		5		5					
DIV. I NON-CONF.		5- 7		.41667 212		0- 0		177		165		202		.4748 201		5		5					
TOTALS		RPI 1-25		RPI 26-50		W-L RECORDS		RPI 51-100		RPI 101-150		RPI 150+											
7- 19		0- 1		0- 3		OVERALL		0- 5		1- 5		6- 5											
6- 8		0- 0		0- 1		HOME		0- 4		1- 3		5- 0											
0- 9		0- 1		0- 2		AWAY		0- 1		0- 1		0- 4											
1- 2		0- 0		0- 0		NEUTRAL		0- 0		0- 1		1- 1											
5- 7		0- 0		0- 1		NON-CONFERENCE		0- 3		1- 2		4- 1											
4- 3		0- 0		0- 0		HOME		0- 2		1- 1		3- 0											
0- 2		0- 0		0- 1		AWAY		0- 1		0- 0		0- 0											
1- 2		0- 0		0- 0		NEUTRAL		0- 0		0- 1		1- 1											
2- 12		0- 1		0- 2		CONFERENCE		0- 2		0- 3		2- 4											
2- 5		0- 0		0- 1		HOME		0- 2		0- 2		2- 0											
0- 7		0- 1		0- 1		AWAY		0- 0		0- 1		0- 4											
0- 0		0- 0		0- 0		NEUTRAL		0- 0		0- 0		0- 0											
RPI	S	Opponent		Score		RPI	S	Opponent		Score		RPI	S	Opponent		Score							
22	A	Louisville		0 3		37	H	NC State		0 3		52	H	North Carolina		1 3							
						38	A	Auburn		0 3		56	H	Kennesaw St.		0 3							
						39	A	Notre Dame		0 3		73	H	Duke		0 3							
												75	A	Yale		0 3							
												91	H	Texas Tech		1 3							
															108	H	Georgia Tech						
															116	A	Syracuse						
															116	H	Syracuse						
															117	N	South Ala.						
															118	H	South Carolina						
															136	H	Jacksonville						
															168	A	Wake Forest						
															168	H	Wake Forest						
															178	A	Virginia Tech						
															193	A	Virginia						
															210	N	Rhode Island						
															231	A	Boston College						
															231	H	Boston College						
															260	N	Delaware						
															286	H	Bethune-Cookman						
															298	H	Ga. Southern						
															312	H	Lamar University						
LAST 10 GAMES																							
178 A Virginia Tech						1 3						231 H Boston College						3 0					
193 A Virginia						0 3						39 A Notre Dame						0 3					
73 H Duke						0 3						22 A Louisville						0 3					
168 H Wake Forest						3 0						231 A Boston College						0 3					
116 H Syracuse						0 3						116 A Syracuse						0 3					

Non-Div. I Games:

Clemson

Average RPI Win: 292		WON-LOST RECORD		WINNING PCT. RANK		LAST 10 GAMES		STRENGTH OF SCHEDULE		OPP. STRENGTH OF SCHEDULE		TEAM RPI		ADJ RPI		CONF. RPI		ADJ CONF. RPI	
DIV. I ONLY		8- 18		.30769 265		3- 7		185		232		257		.44135 256		19		19	
DIV. I NON-CONF.		4- 10		.28571 266		1- 0		195		226		268		.43055 268		20		20	
TOTALS		RPI 1-25		RPI 26-50		W-L RECORDS		RPI 51-100		RPI 101-150		RPI 150+							
8- 18		0- 0		0- 1		OVERALL		0- 6		0- 4		8- 7							
3- 4		0- 0		0- 0		HOME		0- 2		0- 2		3- 0							
3- 8		0- 0		0- 1		AWAY		0- 3		0- 1		3- 3							
2- 6		0- 0		0- 0		NEUTRAL		0- 1		0- 1		2- 4							
4- 10		0- 0		0- 1		NON-CONFERENCE		0- 2		0- 1		4- 6							
0- 0		0- 0		0- 0		HOME		0- 0		0- 0		0- 0							
2- 4		0- 0		0- 1		AWAY		0- 1		0- 0		2- 2							
2- 6		0- 0		0- 0		NEUTRAL		0- 1		0- 1		2- 4							
4- 8		0- 0		0- 0		CONFERENCE		0- 4		0- 3		4- 1							
3- 4		0- 0		0- 0		HOME		0- 2		0- 2		3- 0							
1- 4		0- 0		0- 0		AWAY		0- 2		0- 1		1- 1							
0- 0		0- 0		0- 0		NEUTRAL		0- 0		0- 0		0- 0							
RPI	S	Opponent		Score		RPI	S	Opponent		Score		RPI	S	Opponent		Score			
				47	A	Col. of Charleston	0	3	56	A	Kennesaw St.	0	3	107	N	Furman	0	3	
									56	H	Kennesaw St.	0	3	125	A	FGCU	0	3	
									59	N	Denver	1	3	125	H	FGCU	1	3	
									67	A	Tennessee	1	3	136	H	Jacksonville	2	3	
									80	A	Lipscomb	0	3	168	A	Wake Forest	2	3	
									80	H	Lipscomb	0	3	179	N	Marshall	0	3	
														184	N	Wofford	0	3	
														189	A	Charlotte	0	3	
														219	N	UMES	1	3	
														248	N	Tennessee St.	2	3	
														263	H	North Florida	3	0	
														271	A	Presbyterian	3	2	
														279	A	Gardner-Webb	3	2	
														282	N	William & Mary	3	2	
														297	A	Stetson	1	3	
														297	H	Stetson	3	0	
														307	A	NJIT	3	2	
														307	H	NJIT	3	1	
														327	N	N.C. Central	3	0	
				LAST 10 GAMES															
				125	H	FGCU	1	3	271	A	Presbyterian	3	2						
				297	H	Stetson	3	0	80	A	Lipscomb	0	3						
				56	H	Kennesaw St.	0	3	56	A	Kennesaw St.	0	3						
				80	H	Lipscomb	0	3	297	A	Stetson	1	3						
				307	H	NJIT	3	1	125	A	FGCU	0	3						

Non-Div. I Games:

USC Upstate

Average RPI Win: 212		WON-LOST	WINNING	LAST 10	STRENGTH OF		OPP. STRENGTH	TEAM	ADJ	CONF.	ADJ CONF.
Average RPI Loss: 176		RECORD	PCT. RANK	GAMES	SCHEDULE		OF SCHEDULE	RPI	RPI	RPI	RPI
DIV. I ONLY		9- 16	.36 241	4- 6	231		222	255	.44108 257	26	26
DIV. I NON-CONF.		4- 9	.30769 257	0- 0	241		128	271	.42502 272	25	25
TOTALS		RPI 1-25	RPI 26-50	W-L RECORDS	RPI 51-100		RPI 101-150		RPI 150+		
9- 16	0- 0		1- 0	OVERALL	0- 3		1- 5		7- 8		
6- 4	0- 0		1- 0	HOME	0- 0		1- 2		4- 2		
1- 8	0- 0		0- 0	AWAY	0- 3		0- 2		1- 3		
2- 4	0- 0		0- 0	NEUTRAL	0- 0		0- 1		2- 3		
4- 9	0- 0		1- 0	NON-CONFERENCE	0- 3		0- 2		3- 4		
2- 1	0- 0		1- 0	HOME	0- 0		0- 1		1- 0		
0- 4	0- 0		0- 0	AWAY	0- 3		0- 0		0- 1		
2- 4	0- 0		0- 0	NEUTRAL	0- 0		0- 1		2- 3		
5- 7	0- 0		0- 0	CONFERENCE	0- 0		1- 3		4- 4		
4- 3	0- 0		0- 0	HOME	0- 0		1- 1		3- 2		
1- 4	0- 0		0- 0	AWAY	0- 0		0- 2		1- 2		
0- 0	0- 0		0- 0	NEUTRAL	0- 0		0- 0		0- 0		
RPI S	Opponent	Score	RPI S	Opponent	Score	RPI S	Opponent	Score	RPI S	Opponent	Score
			46 H	UNI	3 1	57 A	Austin Peay	0 3	122 A	New Mexico St.	0 3
						83 A	SIUE	0 3	122 H	New Mexico St.	0 3
						100 A	Kansas St.	1 3	138 H	South Dakota	2 3
									140 N	Tulsa	1 3
									149 A	UTRGV	0 3
									149 H	UTRGV	3 2
									179 N	Marshall	3 0
									190 N	UConn	0 3
									194 H	Seattle U	3 0
									197 H	Utah Valley	1 3
									221 H	Rutgers	3 0
									224 A	CSU Bakersfield	0 3
									224 H	CSU Bakersfield	0 3
									229 N	Wright St.	1 3
									259 A	Bradley	0 3
									272 N	Middle Tenn.	3 0
									275 A	Grand Canyon	0 3
									275 H	Grand Canyon	3 2
									285 A	Chicago St.	3 0
									285 H	Chicago St.	3 0
									313 N	South Dakota St.	1 3
			LAST 10 GAMES								
			285 A	Chicago St.	3 0	197 H	Utah Valley	1 3			
			149 H	UTRGV	3 2	194 H	Seattle U	3 0			
			122 H	New Mexico St.	0 3	285 H	Chicago St.	3 0			
			275 A	Grand Canyon	0 3	122 A	New Mexico St.	0 3			
			224 A	CSU Bakersfield	0 3	149 A	UTRGV	0 3			

Non-Div. I Games:

UMKC

Average RPI Win:	281	WON-LOST	WINNING	LAST 10	STRENGTH OF	OPP. STRENGTH	TEAM	ADJ	CONF.	ADJ CONF.		
Average RPI Loss:	135	RECORD	PCT. RANK	GAMES	SCHEDULE	OF SCHEDULE	RPI	RPI	RPI	RPI		
DIV. I ONLY	10- 16	.38462	229	4- 6	255	235	256	.44047	258	16	15	
DIV. I NON-CONF.	6- 6	.5	158	0- 0	309	294	264	.43113	267	14	14	
<hr/>												
TOTALS	RPI 1-25	RPI 26-50		W-L RECORDS	RPI 51-100		RPI 101-150		RPI 150+			
10- 16	0- 0	0- 2		OVERALL	0- 4		0- 4		10- 6			
4- 6	0- 0	0- 1		HOME	0- 2		0- 2		4- 1			
2- 8	0- 0	0- 1		AWAY	0- 1		0- 2		2- 4			
4- 2	0- 0	0- 0		NEUTRAL	0- 1		0- 0		4- 1			
<hr/>												
6- 6	0- 0	0- 0		NON-CONFERENCE	0- 1		0- 2		6- 3			
1- 2	0- 0	0- 0		HOME	0- 0		0- 1		1- 1			
1- 2	0- 0	0- 0		AWAY	0- 0		0- 1		1- 1			
4- 2	0- 0	0- 0		NEUTRAL	0- 1		0- 0		4- 1			
<hr/>												
4- 10	0- 0	0- 2		CONFERENCE	0- 3		0- 2		4- 3			
3- 4	0- 0	0- 1		HOME	0- 2		0- 1		3- 0			
1- 6	0- 0	0- 1		AWAY	0- 1		0- 1		1- 3			
0- 0	0- 0	0- 0		NEUTRAL	0- 0		0- 0		0- 0			
<hr/>												
RPI S	Opponent	Score	RPI S	Opponent	Score	RPI S	Opponent	Score	RPI S	Opponent	Score	
			46 A UNI	0	3	51 A Missouri St.	0	3	110 A Drake	0	3	
			46 H UNI	0	3	51 H Missouri St.	0	3	110 H Drake	1	3	
				58 N Butler	0	3	115 A Ball St.	0	3			
				96 H Illinois St.	0	3	120 H Indiana	0	3			
170 N Duquesne	2	3										
171 A Valparaiso	0	3										
				236 H UT Martin	1	3						
				245 H UAB	3	2						
246 A Southern Ill.	2	3										
246 H Southern Ill.	3	0										
250 A Indiana St.	2	3										
250 H Indiana St.	3	2										
259 H Bradley	3	2										
262 A Loyola Chicago	3	2										
280 A Southeast Mo. St.	2	3										
285 N Chicago St.	3	1										
294 A Western Ill.	3	2										
319 N Morgan St.	3	2										
320 N Ark.-Pine Bluff	3	0										
330 N Manhattan	3	0										
				LAST 10 GAMES								
				110 A Drake	0	3	171 A Valparaiso	0	3			
			46 A UNI	0	3	262 A Loyola Chicago	3	2				
			246 H Southern Ill.	3	0	259 H Bradley	3	2				
			51 H Missouri St.	0	3	46 H UNI	0	3				
			250 H Indiana St.	3	2	110 H Drake	1	3				

Non-Div. I Games:

Evansville

Average RPI Win: 241		WON-LOST RECORD	WINNING PCT. RANK		LAST 10 GAMES	STRENGTH OF SCHEDULE	OPP. STRENGTH OF SCHEDULE	TEAM RPI	ADJ RPI		CONF. RPI	ADJ CONF. RPI			
Average RPI Loss: 149															
DIV. I ONLY		9- 20	.31034	262	2- 8	201	198	259	.43995	259	16	15			
DIV. I NON-CONF.		7- 7	.5	158	0- 0	213	236	196	.4773	197	14	14			
<hr/>															
TOTALS		RPI 1-25		RPI 26-50		W-L RECORDS		RPI 51-100		RPI 101-150		RPI 150+			
9- 20		0- 0		0- 2		OVERALL		0- 4		1- 4		8- 10			
6- 8		0- 0		0- 1		HOME		0- 1		1- 1		5- 5			
1- 10		0- 0		0- 1		AWAY		0- 2		0- 2		1- 5			
2- 2		0- 0		0- 0		NEUTRAL		0- 1		0- 1		2- 0			
7- 7		0- 0		0- 0		NON-CONFERENCE		0- 1		1- 2		6- 4			
5- 3		0- 0		0- 0		HOME		0- 0		1- 0		4- 3			
0- 2		0- 0		0- 0		AWAY		0- 0		0- 1		0- 1			
2- 2		0- 0		0- 0		NEUTRAL		0- 1		0- 1		2- 0			
2- 13		0- 0		0- 2		CONFERENCE		0- 3		0- 2		2- 6			
1- 5		0- 0		0- 1		HOME		0- 1		0- 1		1- 2			
1- 8		0- 0		0- 1		AWAY		0- 2		0- 1		1- 4			
0- 0		0- 0		0- 0		NEUTRAL		0- 0		0- 0		0- 0			
RPI	S	Opponent	Score	RPI	S	Opponent	Score	RPI	S	Opponent	Score				
				46	A	UNI	0 3	51	A	Missouri St.	2 3	110	A	Drake	0 3
				46	H	UNI	0 3	51	H	Missouri St.	1 3	110	H	Drake	0 3
								76	N	Navy	1 3	115	A	Ball St.	1 3
								96	A	Illinois St.	1 3	131	N	Green Bay	0 3
												141	H	Murray St.	3 0
												156	H	Ill.-Chicago	2 3
												156	H	Ill.-Chicago	1 3
												171	A	Valparaiso	0 3
												171	H	Valparaiso	0 3
												183	A	Eastern Ill.	2 3
												190	H	UConn	3 0
												222	N	Fort Wayne	3 0
												246	A	Southern Ill.	3 2
												246	H	Southern Ill.	1 3
												250	A	Indiana St.	1 3
												257	H	UMKC	3 0
												258	A	Evansville	2 3
												262	A	Loyola Chicago	2 3
												262	H	Loyola Chicago	3 2
												265	N	Memphis	3 1
												275	H	Grand Canyon	3 1
												285	H	Chicago St.	2 3
												313	H	South Dakota St.	3 0
<hr/>															
LAST 10 GAMES															
				171	A	Valparaiso	0 3	51	A	Missouri St.	2 3	313	H	South Dakota St.	3 0
				262	A	Loyola Chicago	2 3	96	A	Illinois St.	1 3				
				46	H	UNI	0 3	258	A	Evansville	2 3				
				110	H	Drake	0 3	262	H	Loyola Chicago	3 2				
				246	A	Southern Ill.	3 2	171	H	Valparaiso	0 3				

Non-Div. I Games:

Bradley

D
e
l
a
w
a
r
e

Delaware

Average RPI Win:	253	WON-LOST	WINNING	LAST 10	STRENGTH OF	OPP. STRENGTH	TEAM	ADJ	CONF.	ADJ CONF.	
Average RPI Loss:	179	RECORD	PCT. RANK	GAMES	SCHEDULE	OF SCHEDULE	RPI	RPI	RPI	RPI	
DIV. I ONLY	10- 16	.38462	229	2- 8	277	255	263	.4355	261	17	17
DIV. I NON-CONF.	7- 6	.53846	145	0- 0	279	301	228	.45718	226	18	18
<hr/>											
TOTALS	RPI 1-25	RPI 26-50		W-L RECORDS	RPI 51-100		RPI 101-150		RPI 150+		
10- 16	0- 0	0- 1		OVERALL	0- 2		1- 1		9- 12		
3- 7	0- 0	0- 1		HOME	0- 2		1- 1		2- 3		
2- 8	0- 0	0- 0		AWAY	0- 0		0- 0		2- 8		
5- 1	0- 0	0- 0		NEUTRAL	0- 0		0- 0		5- 1		
<hr/>											
7- 6	0- 0	0- 0		NON-CONFERENCE	0- 1		0- 1		7- 4		
1- 2	0- 0	0- 0		HOME	0- 1		0- 1		1- 0		
1- 3	0- 0	0- 0		AWAY	0- 0		0- 0		1- 3		
5- 1	0- 0	0- 0		NEUTRAL	0- 0		0- 0		5- 1		
<hr/>											
3- 10	0- 0	0- 1		CONFERENCE	0- 1		1- 0		2- 8		
2- 5	0- 0	0- 1		HOME	0- 1		1- 0		1- 3		
1- 5	0- 0	0- 0		AWAY	0- 0		0- 0		1- 5		
0- 0	0- 0	0- 0		NEUTRAL	0- 0		0- 0		0- 0		
<hr/>											
RPI	S	Opponent	Score	RPI	S	Opponent	Score	RPI	S	Opponent	Score
				40	H	VCU	0 3	53	H	Dayton	0 3
								60	H	Georgia	1 3
								125	H	FGCU	2 3
								146	H	Saint Louis	3 2
								170	A	Duquesne	2 3
								170	H	Duquesne	0 3
								182	A	UNCW	1 3
								184	H	Wofford	3 1
								184	N	Wofford	1 3
								189	A	Charlotte	2 3
								210	A	Rhode Island	3 1
								210	H	Rhode Island	2 3
								226	A	La Salle	2 3
								226	H	La Salle	2 3
								232	N	Appalachian St.	3 2
								242	A	George Washington	1 3
								243	A	Fordham	2 3
								243	H	Fordham	3 0
								273	A	George Mason	0 3
								276	A	Georgia St.	1 3
								277	N	Loyola Maryland	3 0
								282	A	William & Mary	3 1
								296	N	Morehead St.	3 1
								329	N	Savannah St.	3 0
								331	N	South Carolina St.	3 0
				LAST 10 GAMES							
				226	A	La Salle	2 3	210	A	Rhode Island	3 1
				170	A	Duquesne	2 3	242	A	George Washington	1 3
				146	H	Saint Louis	3 2	273	A	George Mason	0 3
				53	H	Dayton	0 3	170	H	Duquesne	0 3
				243	A	Fordham	2 3	226	H	La Salle	2 3

Non-Div. I Games:

Davidson

Average RPI Win:		248	WON-LOST RECORD		WINNING PCT. RANK		LAST 10 GAMES		STRENGTH OF SCHEDULE		OPP. STRENGTH OF SCHEDULE		TEAM RPI		ADJ RPI		CONF. RPI		ADJ CONF. RPI				
Average RPI Loss:		126																					
DIV. I ONLY			3- 22		.12 324		2- 8		67		143		264		.43539 262		16		15				
DIV. I NON-CONF.			1- 10		.09091 312		0- 0		58		101		240		.44867 238		14		14				
TOTALS		RPI 1-25		RPI 26-50		W-L RECORDS		RPI 51-100		RPI 101-150		RPI 150+											
3- 22		0- 2		0- 3		OVERALL		0- 6		0- 2		3- 9											
2- 9		0- 0		0- 1		HOME		0- 1		0- 1		2- 6											
1- 9		0- 1		0- 2		AWAY		0- 3		0- 1		1- 2											
0- 4		0- 1		0- 0		NEUTRAL		0- 2		0- 0		0- 1											
1- 10		0- 2		0- 1		NON-CONFERENCE		0- 3		0- 0		1- 4											
1- 3		0- 0		0- 0		HOME		0- 0		0- 0		1- 3											
0- 3		0- 1		0- 1		AWAY		0- 1		0- 0		0- 0											
0- 4		0- 1		0- 0		NEUTRAL		0- 2		0- 0		0- 1											
2- 12		0- 0		0- 2		CONFERENCE		0- 3		0- 2		2- 5											
1- 6		0- 0		0- 1		HOME		0- 1		0- 1		1- 3											
1- 6		0- 0		0- 1		AWAY		0- 2		0- 1		1- 2											
0- 0		0- 0		0- 0		NEUTRAL		0- 0		0- 0		0- 0											
RPI	S	Opponent		Score		RPI	S	Opponent		Score		RPI	S	Opponent		Score							
4	N	Kentucky		0	3	33	A	Marquette		0	3	51	A	Missouri St.		0	3	110	A	Drake	0	3	
25	A	Purdue		0	3	46	A	UNI		0	3	68	N	UC Irvine		0	3	110	H	Drake	1	3	
						46	H	UNI		0	3	71	N	Miami (OH)		0	3	171	A	Valparaiso	0	3	
												90	A	California		1	3	171	H	Valparaiso	1	3	
												96	A	Illinois St.		0	3	176	H	Fairfield	1	3	
												96	H	Illinois St.		0	3	194	N	Seattle U	1	3	
																		209	H	Milwaukee	0	3	
																		238	H	Samford	3	1	
																		240	H	DePaul	0	3	
																		246	A	Southern Ill.	3	1	
																		250	H	Indiana St.	2	3	
																		258	H	Evansville	2	3	
																		259	A	Bradley	2	3	
																		259	H	Bradley	3	2	
						LAST 10 GAMES																	
						96	H	Illinois St.		0	3	46	A	UNI		0	3						
						259	H	Bradley		3	2	250	H	Indiana St.		2	3						
						246	A	Southern Ill.		3	1	258	H	Evansville		2	3						
						171	A	Valparaiso		0	3	259	A	Bradley		2	3						
						110	A	Drake		0	3	96	A	Illinois St.		0	3						

Non-Div. I Games:

Loyola Chicago

Average RPI Win: 260		WON-LOST	WINNING	LAST 10	STRENGTH OF		OPP. STRENGTH	TEAM	ADJ	CONF.	ADJ CONF.
Average RPI Loss: 164		RECORD	PCT. RANK	GAMES	SCHEDULE		OF SCHEDULE	RPI	RPI	RPI	RPI
DIV. I ONLY		11- 18	.37931	236	253		246	260	.43464	263	19
DIV. I NON-CONF.		8- 9	.47059	181	289		276	259	.43284	264	20
TOTALS		RPI 1-25	RPI 26-50		W-L RECORDS		RPI 51-100		RPI 101-150		RPI 150+
11- 18	0- 0	0- 0		OVERALL		0- 5		1- 6		10- 7	
5- 3	0- 0	0- 0		HOME		0- 2		1- 1		4- 0	
1- 12	0- 0	0- 0		AWAY		0- 2		0- 5		1- 5	
5- 3	0- 0	0- 0		NEUTRAL		0- 1		0- 0		5- 2	
8- 9	0- 0	0- 0		NON-CONFERENCE		0- 1		0- 3		8- 5	
3- 0	0- 0	0- 0		HOME		0- 0		0- 0		3- 0	
0- 6	0- 0	0- 0		AWAY		0- 0		0- 3		0- 3	
5- 3	0- 0	0- 0		NEUTRAL		0- 1		0- 0		5- 2	
3- 9	0- 0	0- 0		CONFERENCE		0- 4		1- 3		2- 2	
2- 3	0- 0	0- 0		HOME		0- 2		1- 1		1- 0	
1- 6	0- 0	0- 0		AWAY		0- 2		0- 2		1- 2	
0- 0	0- 0	0- 0		NEUTRAL		0- 0		0- 0		0- 0	
RPI S	Opponent	Score	RPI S	Opponent	Score	RPI S	Opponent	Score	RPI S	Opponent	Score
						56 A	Kennesaw St.	0 3	108 A	Georgia Tech	0 3
						56 H	Kennesaw St.	1 3	118 A	South Carolina	0 3
						80 A	Lipscomb	0 3	125 A	FGCU	0 3
						80 H	Lipscomb	0 3	125 H	FGCU	3 2
						100 N	Kansas St.	1 3	136 A	Jacksonville	0 3
									136 H	Jacksonville	1 3
									145 A	Tulane	0 3
									161 N	Xavier	3 1
									189 N	Charlotte	0 3
									206 N	Alabama St.	1 3
									241 N	Northwestern St.	3 1
									256 A	USC Upstate	0 3
									264 N	Mercer	3 2
									269 A	Florida A&M	2 3
									269 H	Florida A&M	3 0
									286 A	Bethune-Cookman	1 3
									286 N	Bethune-Cookman	3 1
									290 N	Troy	3 2
									297 A	Stetson	3 2
									297 H	Stetson	3 0
									298 A	Ga. Southern	0 3
									298 H	Ga. Southern	3 0
									307 A	NJIT	1 3
									329 H	Savannah St.	3 0
LAST 10 GAMES											
						80 A	Lipscomb	0 3	298 H	Ga. Southern	3 0
						56 A	Kennesaw St.	0 3	125 A	FGCU	0 3
						297 H	Stetson	3 0	297 A	Stetson	3 2
						125 H	FGCU	3 2	286 A	Bethune-Cookman	1 3
						136 A	Jacksonville	0 3	56 H	Kennesaw St.	1 3

Non-Div. I Games:

North Florida

Average RPI Win: 282		WON-LOST RECORD	WINNING PCT. RANK	LAST 10 GAMES	STRENGTH OF SCHEDULE	OPP. STRENGTH OF SCHEDULE	TEAM RPI	ADJ RPI	CONF. RPI	ADJ CONF. RPI					
Average RPI Loss: 158															
DIV. I ONLY		9- 18	.33333	255	2- 8	226	271	265	.43405	264	21	21			
DIV. I NON-CONF.		6- 7	.46154	183	1- 0	220	297	222	.45882	221	21	21			
<hr/>															
TOTALS		RPI 1-25		RPI 26-50		W-L RECORDS		RPI 51-100		RPI 101-150		RPI 150+			
9- 18		0- 0		0- 1		OVERALL		0- 4		0- 4		9- 9			
5- 5		0- 0		0- 0		HOME		0- 1		0- 2		5- 2			
2- 9		0- 0		0- 1		AWAY		0- 2		0- 2		2- 4			
2- 4		0- 0		0- 0		NEUTRAL		0- 1		0- 0		2- 3			
6- 7		0- 0		0- 1		NON-CONFERENCE		0- 2		0- 1		6- 3			
3- 0		0- 0		0- 0		HOME		0- 0		0- 0		3- 0			
1- 3		0- 0		0- 1		AWAY		0- 1		0- 1		1- 0			
2- 4		0- 0		0- 0		NEUTRAL		0- 1		0- 0		2- 3			
3- 11		0- 0		0- 0		CONFERENCE		0- 2		0- 3		3- 6			
2- 5		0- 0		0- 0		HOME		0- 1		0- 2		2- 2			
1- 6		0- 0		0- 0		AWAY		0- 1		0- 1		1- 4			
0- 0		0- 0		0- 0		NEUTRAL		0- 0		0- 0		0- 0			
RPI	S	Opponent	Score	RPI	S	Opponent	Score	RPI	S	Opponent	Score				
				47	A	Col. of Charleston	1 3	57	N	Austin Peay	1 3	107	H	Furman	1 3
								70	A	Ole Miss	2 3	118	A	South Carolina	0 3
								97	A	ETSU	0 3	130	A	UNCG	1 3
								97	H	ETSU	0 3	130	H	UNCG	0 3
												166	N	Buffalo	1 3
												184	A	Wofford	1 3
												184	H	Wofford	0 3
												198	A	Chattanooga	0 3
												198	H	Chattanooga	3 2
												225	A	Western Caro.	3 0
												225	H	Western Caro.	1 3
												232	N	Appalachian St.	1 3
												238	A	Samford	1 3
												241	N	Northwestern St.	3 1
												263	N	North Florida	2 3
												290	N	Troy	3 1
												306	A	The Citadel	2 3
												306	H	The Citadel	3 1
												311	H	Alabama A&M	3 1
												311	H	Alabama A&M	3 0
												329	A	Savannah St.	3 0
												329	H	Savannah St.	3 0
				LAST 10 GAMES											
				97	H	ETSU	0 3	184	A	Wofford	1 3				
				198	H	Chattanooga	3 2	306	A	The Citadel	2 3				
				130	H	UNCG	0 3	107	H	Furman	1 3				
				225	H	Western Caro.	1 3	238	A	Samford	1 3				
				329	A	Savannah St.	3 0	198	A	Chattanooga	0 3				

Non-Div. I Games:

Mercer

Average RPI Win:	232	WON-LOST RECORD	WINNING PCT. RANK	LAST 10 GAMES	STRENGTH OF SCHEDULE	OPP. STRENGTH OF SCHEDULE	TEAM RPI	ADJ RPI	CONF. RPI	ADJ CONF. RPI		
Average RPI Loss:	154											
DIV. I ONLY		9- 17	.34615	250	2- 8	274	153	266	.43387	265	8	8
DIV. I NON-CONF.		7- 5	.58333	127	0- 0	302	251	216	.46148	216	9	9
<hr/>												
TOTALS		RPI 1-25	RPI 26-50		W-L RECORDS	RPI 51-100		RPI 101-150		RPI 150+		
9- 17		0- 0	0- 0		OVERALL	1- 3		1- 5		7- 9		
4- 7		0- 0	0- 0		HOME	1- 1		0- 3		3- 3		
1- 8		0- 0	0- 0		AWAY	0- 2		1- 1		0- 5		
4- 2		0- 0	0- 0		NEUTRAL	0- 0		0- 1		4- 1		
7- 5		0- 0	0- 0		NON-CONFERENCE	0- 1		0- 1		7- 3		
3- 0		0- 0	0- 0		HOME	0- 0		0- 0		3- 0		
0- 3		0- 0	0- 0		AWAY	0- 1		0- 0		0- 2		
4- 2		0- 0	0- 0		NEUTRAL	0- 0		0- 1		4- 1		
2- 12		0- 0	0- 0		CONFERENCE	1- 2		1- 4		0- 6		
1- 7		0- 0	0- 0		HOME	1- 1		0- 3		0- 3		
1- 5		0- 0	0- 0		AWAY	0- 1		1- 1		0- 3		
0- 0		0- 0	0- 0		NEUTRAL	0- 0		0- 0		0- 0		
RPI	S	Opponent	Score	RPI	S	Opponent	Score	RPI	S	Opponent	Score	
						62 H SMU	0 3	104 A UCF			0 3	
						63 A Central Ark.	0 3	104 H UCF			2 3	
						78 A Temple	0 3	131 N Green Bay			1 3	
						78 H Temple	3 2	135 H Cincinnati			0 3	
								140 H Tulsa			1 3	
								145 A Tulane			3 2	
								157 H East Carolina			0 3	
								169 A South Fla.			1 3	
								169 H South Fla.			2 3	
								183 A Eastern Ill.			2 3	
								190 A UConn			1 3	
								190 H UConn			2 3	
								199 N Sam Houston St.			3 2	
								200 A Houston			0 3	
								236 H UT Martin			3 1	
								236 N UT Martin			3 0	
								249 N Little Rock			3 0	
								259 N Bradley			1 3	
								281 A Louisiana Tech			1 3	
								308 H La.-Monroe			3 0	
								315 H Nicholls St.			3 0	
								320 N Ark.-Pine Bluff			3 0	
				LAST 10 GAMES								
						190 H UConn	2 3	157 H East Carolina			0 3	
						78 H Temple	3 2	145 A Tulane			3 2	
						104 A UCF	0 3	62 H SMU			0 3	
						169 A South Fla.	1 3	140 H Tulsa			1 3	
						135 H Cincinnati	0 3	200 A Houston			0 3	

Non-Div. I Games:

Memphis

Average RPI Win:	285	WON-LOST RECORD	WINNING PCT. RANK	LAST 10 GAMES	STRENGTH OF SCHEDULE	OPP. STRENGTH OF SCHEDULE	TEAM RPI	ADJ RPI	CONF. RPI	ADJ CONF. RPI	
DIV. I ONLY		12- 13	.48 176	5- 5	300	301	261	.43313 266	28	28	
DIV. I NON-CONF.		6- 7	.46154 183	0- 0	307	322	281	.4139 283	29	29	
<hr/>											
TOTALS	RPI 1-25	RPI 26-50		W-L RECORDS	RPI 51-100		RPI 101-150		RPI 150+		
12- 13	0- 0	0- 0		OVERALL	0- 1		0- 2		12- 10		
5- 4	0- 0	0- 0		HOME	0- 0		0- 1		5- 3		
4- 7	0- 0	0- 0		AWAY	0- 1		0- 1		4- 5		
3- 2	0- 0	0- 0		NEUTRAL	0- 0		0- 0		3- 2		
6- 7	0- 0	0- 0		NON-CONFERENCE	0- 1		0- 0		6- 6		
2- 2	0- 0	0- 0		HOME	0- 0		0- 0		2- 2		
1- 3	0- 0	0- 0		AWAY	0- 1		0- 0		1- 2		
3- 2	0- 0	0- 0		NEUTRAL	0- 0		0- 0		3- 2		
6- 6	0- 0	0- 0		CONFERENCE	0- 0		0- 2		6- 4		
3- 2	0- 0	0- 0		HOME	0- 0		0- 1		3- 1		
3- 4	0- 0	0- 0		AWAY	0- 0		0- 1		3- 3		
0- 0	0- 0	0- 0		NEUTRAL	0- 0		0- 0		0- 0		
<hr/>											
RPI S	Opponent	Score	RPI S	Opponent	Score	RPI S	Opponent	Score	RPI S	Opponent	Score
						76 A	Navy	0 3	126 A	LIU Brooklyn	0 3
									126 H	LIU Brooklyn	0 3
									165 A	Central Conn. St.	0 3
									170 H	Duquesne	2 3
									172 A	Bryant	3 2
									175 A	Lehigh	0 3
									211 A	Sacred Heart	0 3
									211 H	Sacred Heart	3 0
									219 N	UMES	0 3
									222 N	Fort Wayne	0 3
									227 A	Robert Morris	2 3
									227 H	Robert Morris	1 3
									230 H	Bucknell	3 0
									284 N	Akron	3 1
									284 N	Akron	3 0
									289 A	Youngstown St.	2 3
									296 H	Morehead St.	1 3
									310 A	St. Francis Brooklyn	3 2
									310 H	St. Francis Brooklyn	3 0
									316 A	Lafayette	3 0
									322 A	Fairleigh Dickinson	3 1
									322 H	Fairleigh Dickinson	3 0
									332 H	Norfolk St.	3 0
									332 N	Norfolk St.	3 0
<hr/>											
LAST 10 GAMES											
						227 A	Robert Morris	2 3	172 A	Bryant	3 2
						211 A	Sacred Heart	0 3	165 A	Central Conn. St.	0 3
						322 A	Fairleigh Dickinson	3 1	126 A	LIU Brooklyn	0 3
						126 H	LIU Brooklyn	0 3	310 A	St. Francis Brooklyn	3 2
						310 H	St. Francis Brooklyn	3 0	211 H	Sacred Heart	3 0

Non-Div. I Games:

Saint Francis (PA)

Average RPI Win: 280		WON-LOST	WINNING	LAST 10	STRENGTH OF		OPP. STRENGTH	TEAM	ADJ	CONF.	ADJ CONF.
Average RPI Loss: 147		RECORD	PCT. RANK	GAMES	SCHEDULE		OF SCHEDULE	RPI	RPI	RPI	RPI
DIV. I ONLY		6- 15	.28571	275	4- 6		199	237	267	.43214	267
DIV. I NON-CONF.		1- 6	.14286	307	0- 0		78	181	249	.44263	250
TOTALS		RPI 1-25	RPI 26-50		W-L RECORDS		RPI 51-100		RPI 101-150		RPI 150+
6- 15	0- 0	0- 2		OVERALL		0- 4		1- 3		5- 6	
3- 3	0- 0	0- 0		HOME		0- 1		1- 1		2- 1	
2- 9	0- 0	0- 1		AWAY		0- 2		0- 2		2- 4	
1- 3	0- 0	0- 1		NEUTRAL		0- 1		0- 0		1- 1	
1- 6	0- 0	0- 2		NON-CONFERENCE		0- 2		0- 1		1- 1	
0- 0	0- 0	0- 0		HOME		0- 0		0- 0		0- 0	
0- 3	0- 0	0- 1		AWAY		0- 1		0- 1		0- 0	
1- 3	0- 0	0- 1		NEUTRAL		0- 1		0- 0		1- 1	
5- 9	0- 0	0- 0		CONFERENCE		0- 2		1- 2		4- 5	
3- 3	0- 0	0- 0		HOME		0- 1		1- 1		2- 1	
2- 6	0- 0	0- 0		AWAY		0- 1		0- 1		2- 4	
0- 0	0- 0	0- 0		NEUTRAL		0- 0		0- 0		0- 0	
RPI S	Opponent	Score	RPI S	Opponent	Score	RPI S	Opponent	Score	RPI S	Opponent	Score
			42 A	Washington St.	0 3	63 A	Central Ark.	0 3	128 A	A&M-Corpus Christi	0 3
			47 N	Col. of Charleston	0 3	66 A	Rice	2 3	128 H	A&M-Corpus Christi	0 3
						88 H	SFA	0 3	133 H	Houston Baptist	3 2
						90 N	California	0 3	149 A	UTRGV	2 3
									185 H	McNeese	1 3
									199 A	Sam Houston St.	1 3
									203 A	Abilene Christian	1 3
									241 A	Northwestern St.	0 3
									268 A	New Orleans	2 3
									301 A	Southeastern La.	3 1
									304 N	Texas Southern	2 3
									305 N	Quinnipiac	3 2
									312 A	Lamar University	3 0
									312 H	Lamar University	3 0
									315 H	Nicholls St.	3 1
LAST 10 GAMES											
			128 A	A&M-Corpus Christi	0 3	312 H	Lamar University	3 0			
			312 A	Lamar University	3 0	88 H	SFA	0 3			
			133 H	Houston Baptist	3 2	63 A	Central Ark.	0 3			
			203 A	Abilene Christian	1 3	241 A	Northwestern St.	0 3			
			199 A	Sam Houston St.	1 3	315 H	Nicholls St.	3 1			

Non-Div. I Games:

Incarnate Word

Average RPI Win: 292		WON-LOST	WINNING	LAST 10	STRENGTH OF		OPP. STRENGTH	TEAM	ADJ	CONF.	ADJ CONF.
Average RPI Loss: 158		RECORD	PCT. RANK	GAMES	SCHEDULE		OF SCHEDULE	RPI	RPI	RPI	RPI
DIV. I ONLY		11- 15	.42308	209	299		275	268	.43061	268	27
DIV. I NON-CONF.		6- 6	.5	158	323		279	275	.42429	273	24
TOTALS		RPI 1-25	RPI 26-50		W-L RECORDS		RPI 51-100		RPI 101-150		RPI 150+
11- 15	0- 0	0- 1		OVERALL		0- 4		0- 2		11- 8	
4- 6	0- 0	0- 0		HOME		0- 2		0- 2		4- 2	
3- 7	0- 0	0- 0		AWAY		0- 2		0- 0		3- 5	
4- 2	0- 0	0- 1		NEUTRAL		0- 0		0- 0		4- 1	
6- 6	0- 0	0- 1		NON-CONFERENCE		0- 1		0- 0		6- 4	
2- 1	0- 0	0- 0		HOME		0- 0		0- 0		2- 1	
0- 3	0- 0	0- 0		AWAY		0- 1		0- 0		0- 2	
4- 2	0- 0	0- 1		NEUTRAL		0- 0		0- 0		4- 1	
5- 9	0- 0	0- 0		CONFERENCE		0- 3		0- 2		5- 4	
2- 5	0- 0	0- 0		HOME		0- 2		0- 2		2- 1	
3- 4	0- 0	0- 0		AWAY		0- 1		0- 0		3- 3	
0- 0	0- 0	0- 0		NEUTRAL		0- 0		0- 0		0- 0	
RPI S	Opponent	Score	RPI S	Opponent	Score	RPI S	Opponent	Score	RPI S	Opponent	Score
			28 N	Oregon St.	0 3	55 A	North Texas	0 3	128 H	A&M-Corpus Christi	2 3
						63 H	Central Ark.	0 3	133 H	Houston Baptist	0 3
						88 A	SFA	0 3	155 N	Campbell	3 2
						88 H	SFA	1 3	185 A	McNeese	0 3
									199 A	Sam Houston St.	1 3
									203 A	Abilene Christian	1 3
									225 N	Western Caro.	0 3
									241 H	Northwestern St.	1 3
									243 H	Fordham	2 3
									245 A	UAB	0 3
									248 A	Tennessee St.	2 3
									267 H	Incarnate Word	3 2
									278 N	FIU	3 2
									280 H	Southeast Mo. St.	3 2
									301 A	Southeastern La.	3 2
									312 A	Lamar University	3 2
									312 H	Lamar University	3 1
									315 A	Nicholls St.	3 2
									328 N	Mississippi Val.	3 0
									334 H	Alcorn	3 0
									334 N	Alcorn	3 0
			LAST 10 GAMES								
			315 A	Nicholls St.	3 2	241 H	Northwestern St.	1 3			
			185 A	McNeese	0 3	312 A	Lamar University	3 2			
			312 H	Lamar University	3 1	301 A	Southeastern La.	3 2			
			88 H	SFA	1 3	133 H	Houston Baptist	0 3			
			63 H	Central Ark.	0 3	88 A	SFA	0 3			

Non-Div. I Games:

New Orleans

Average RPI Win: 295		WON-LOST RECORD		WINNING PCT. RANK		LAST 10 GAMES		STRENGTH OF SCHEDULE		OPP. STRENGTH OF SCHEDULE		TEAM RPI		ADJ RPI		CONF. RPI		ADJ CONF. RPI	
DIV. I ONLY		10- 11		.47619 183		7- 3		311		294		269		.42854 269		31		31	
DIV. I NON-CONF.		3- 10		.23077 276		0- 2		181		152		272		.42722 270		31		31	
TOTALS		RPI 1-25		RPI 26-50		W-L RECORDS		RPI 51-100		RPI 101-150		RPI 150+							
10- 11		0- 1		0- 0		OVERALL		0- 3		0- 0		10- 7							
6- 0		0- 0		0- 0		HOME		0- 0		0- 0		6- 0							
2- 6		0- 1		0- 0		AWAY		0- 1		0- 0		2- 4							
2- 5		0- 0		0- 0		NEUTRAL		0- 2		0- 0		2- 3							
3- 10		0- 1		0- 0		NON-CONFERENCE		0- 3		0- 0		3- 6							
1- 0		0- 0		0- 0		HOME		0- 0		0- 0		1- 0							
0- 5		0- 1		0- 0		AWAY		0- 1		0- 0		0- 3							
2- 5		0- 0		0- 0		NEUTRAL		0- 2		0- 0		2- 3							
7- 1		0- 0		0- 0		CONFERENCE		0- 0		0- 0		7- 1							
5- 0		0- 0		0- 0		HOME		0- 0		0- 0		5- 0							
2- 1		0- 0		0- 0		AWAY		0- 0		0- 0		2- 1							
0- 0		0- 0		0- 0		NEUTRAL		0- 0		0- 0		0- 0							
RPI S	Opponent	Score		RPI S	Opponent	Score		RPI S	Opponent	Score		RPI S	Opponent	Score					
3 A	Florida	0 3						70 A	Ole Miss	0 3		159 A	North Dakota St.	1 3					
								80 N	Lipscomb	0 3		164 N	Northern Ky.	3 1					
								87 N	North Dakota	2 3		181 N	Northern Colo.	1 3					
												198 N	Chattanooga	1 3					
												245 A	UAB	1 3					
												263 A	North Florida	0 3					
												263 H	North Florida	3 2					
												281 N	Louisiana Tech	2 3					
												286 A	Bethune-Cookman	0 3					
												286 H	Bethune-Cookman	3 1					
												295 N	San Francisco	3 0					
												299 H	N.C. A&T	3 0					
												327 H	N.C. Central	3 0					
												329 A	Savannah St.	3 2					
												329 H	Savannah St.	3 1					
												331 A	South Carolina St.	3 0					
												331 H	South Carolina St.	3 0					
LAST 10 GAMES																			
286 H Bethune-Cookman				3 1				327 H N.C. Central				3 0							
329 H Savannah St.				3 1				286 A Bethune-Cookman				0 3							
331 H South Carolina St.				3 0				329 A Savannah St.				3 2							
245 A UAB				1 3				331 A South Carolina St.				3 0							
299 H N.C. A&T				3 0				263 A North Florida				0 3							

Non-Div. I Games:

Florida A&M

Average RPI Win: 293		WON-LOST RECORD		WINNING PCT. RANK		LAST 10 GAMES		STRENGTH OF SCHEDULE		OPP. STRENGTH OF SCHEDULE		TEAM RPI		ADJ RPI		CONF. RPI		ADJ CONF. RPI	
DIV. I ONLY		8- 21		.27586 278		4- 6		202		269		271		.42588 271		20		20	
DIV. I NON-CONF.		4- 11		.26667 270		1- 1		236		292		294		.40371 292		22		23	
TOTALS		RPI 1-25		RPI 26-50		W-L RECORDS		RPI 51-100		RPI 101-150		RPI 150+							
8- 21		0- 0		0- 2		OVERALL		0- 4		0- 3		8- 12							
4- 5		0- 0		0- 1		HOME		0- 1		0- 0		4- 3							
2- 12		0- 0		0- 1		AWAY		0- 2		0- 2		2- 7							
2- 4		0- 0		0- 0		NEUTRAL		0- 1		0- 1		2- 2							
4- 11		0- 0		0- 0		NON-CONFERENCE		0- 2		0- 3		4- 6							
1- 1		0- 0		0- 0		HOME		0- 0		0- 0		1- 1							
1- 6		0- 0		0- 0		AWAY		0- 1		0- 2		1- 3							
2- 4		0- 0		0- 0		NEUTRAL		0- 1		0- 1		2- 2							
4- 10		0- 0		0- 2		CONFERENCE		0- 2		0- 0		4- 6							
3- 4		0- 0		0- 1		HOME		0- 1		0- 0		3- 2							
1- 6		0- 0		0- 1		AWAY		0- 1		0- 0		1- 4							
0- 0		0- 0		0- 0		NEUTRAL		0- 0		0- 0		0- 0							
RPI	S	Opponent		Score		RPI	S	Opponent		Score		RPI	S	Opponent		Score			
		50	A High Point	0	3	57	N	Austin Peay	0	3	126	N	LIU Brooklyn	1	3				
		50	H High Point	0	3	60	A	Georgia	0	3	130	A	UNCG	1	3				
						72	A	Radford	0	3	136	A	Jacksonville	1	3				
						72	H	Radford	1	3	155	A	Campbell	1	3				
											155	H	Campbell	1	3				
											169	N	South Fla.	1	3				
											184	A	Wofford	1	3				
											196	H	UNC Asheville	1	3				
											215	A	Liberty	2	3				
											215	H	Liberty	3	1				
											233	A	Winthrop	2	3				
											237	A	UMBC	1	3				
											256	H	USC Upstate	2	3				
											273	N	George Mason	0	3				
											277	A	Loyola Maryland	1	3				
											279	A	Gardner-Webb	3	1				
											279	H	Gardner-Webb	3	2				
											292	A	Charleston So.	2	3				
											292	H	Charleston So.	3	1				
											299	A	N.C. A&T	3	1				
											319	N	Morgan St.	3	1				
											326	N	Delaware St.	3	0				
											331	H	South Carolina St.	3	0				
LAST 10 GAMES																			
		279	H	Gardner-Webb	3 2	155	H	Campbell	1 3	331	H	South Carolina St.	3 0						
		215	H	Liberty	3 1	256	H	USC Upstate	2 3										
		331	H	South Carolina St.	3 0	196	H	UNC Asheville	1 3										
		50	A	High Point	0 3	155	A	Campbell	1 3										
		72	A	Radford	0 3	279	A	Gardner-Webb	3 1										

Non-Div. I Games:

Presbyterian

Average RPI Win: 266		WON-LOST	WINNING	LAST 10	STRENGTH OF		OPP. STRENGTH	TEAM	ADJ	CONF.	ADJ CONF.
Average RPI Loss: 146		RECORD	PCT. RANK	GAMES	SCHEDULE		OF SCHEDULE	RPI	RPI	RPI	RPI
DIV. I ONLY		7- 21	.25 293	3- 7	208		180	276	.42569 272	13	13
DIV. I NON-CONF.		5- 11	.3125 256	1- 1	252		193	280	.42015 278	15	15
TOTALS		RPI 1-25	RPI 26-50	W-L RECORDS	RPI 51-100		RPI 101-150	RPI 150+			
7- 21	0- 0		0- 4	OVERALL	0- 4		0- 3	7- 10			
3- 6	0- 0		0- 1	HOME	0- 2		0- 0	3- 3			
2- 7	0- 0		0- 1	AWAY	0- 1		0- 2	2- 3			
2- 8	0- 0		0- 2	NEUTRAL	0- 1		0- 1	2- 4			
5- 11	0- 0		0- 2	NON-CONFERENCE	0- 2		0- 1	5- 6			
1- 2	0- 0		0- 0	HOME	0- 1		0- 0	1- 1			
2- 1	0- 0		0- 0	AWAY	0- 0		0- 0	2- 1			
2- 8	0- 0		0- 2	NEUTRAL	0- 1		0- 1	2- 4			
2- 10	0- 0		0- 2	CONFERENCE	0- 2		0- 2	2- 4			
2- 4	0- 0		0- 1	HOME	0- 1		0- 0	2- 2			
0- 6	0- 0		0- 1	AWAY	0- 1		0- 2	0- 2			
0- 0	0- 0		0- 0	NEUTRAL	0- 0		0- 0	0- 0			
RPI S	Opponent	Score	RPI S	Opponent	Score	RPI S	Opponent	Score	RPI S	Opponent	Score
			32 A	Western Ky.	0 3	57 H	Austin Peay	0 3	106 A	UTSA	1 3
			32 H	Western Ky.	0 3	66 A	Rice	0 3	134 A	Southern Miss.	0 3
			36 N	Missouri	0 3	95 N	Arizona	0 3	148 N	Penn	0 3
			46 N	UNI	0 3	98 H	Fla. Atlantic	0 3	153 A	Belmont	1 3
									179 H	Marshall	0 3
									189 H	Charlotte	3 2
									198 H	Chattanooga	1 3
									220 N	Idaho St.	0 3
									221 N	Rutgers	1 3
									227 A	Robert Morris	3 2
									228 N	UT Arlington	0 3
									245 A	UAB	1 3
									245 H	UAB	1 3
									248 H	Tennessee St.	3 0
									257 N	UMKC	0 3
									270 A	UTEP	0 3
									281 H	Louisiana Tech	3 2
									290 N	Troy	3 1
									296 A	Morehead St.	3 1
									331 N	South Carolina St.	3 0
LAST 10 GAMES											
			32 H	Western Ky.	0 3	134 A	Southern Miss.	0 3			
			57 H	Austin Peay	0 3	189 H	Charlotte	3 2			
			270 A	UTEP	0 3	106 A	UTSA	1 3			
			248 H	Tennessee St.	3 0	98 H	Fla. Atlantic	0 3			
			245 A	UAB	1 3	281 H	Louisiana Tech	3 2			

Non-Div. I Games:

Middle Tenn.

Average RPI Win: 274		WON-LOST	WINNING	LAST 10	STRENGTH OF		OPP. STRENGTH	TEAM	ADJ	CONF.	ADJ CONF.
Average RPI Loss: 160		RECORD	PCT. RANK	GAMES	SCHEDULE		OF SCHEDULE	RPI	RPI	RPI	RPI
DIV. I ONLY		6- 19	.24	300	1- 9		190	223	279	.42508	273
DIV. I NON-CONF.		4- 9	.30769	257	0- 0		164	243	242	.44705	239
TOTALS		RPI 1-25	RPI 26-50		W-L RECORDS		RPI 51-100		RPI 101-150		RPI 150+
6- 19	0- 0	0- 1		OVERALL		0- 3		0- 3		6- 12	
3- 8	0- 0	0- 1		HOME		0- 0		0- 1		3- 6	
1- 8	0- 0	0- 0		AWAY		0- 3		0- 1		1- 4	
2- 3	0- 0	0- 0		NEUTRAL		0- 0		0- 1		2- 2	
4- 9	0- 0	0- 0		NON-CONFERENCE		0- 2		0- 2		4- 5	
2- 4	0- 0	0- 0		HOME		0- 0		0- 1		2- 3	
0- 2	0- 0	0- 0		AWAY		0- 2		0- 0		0- 0	
2- 3	0- 0	0- 0		NEUTRAL		0- 0		0- 1		2- 2	
2- 10	0- 0	0- 1		CONFERENCE		0- 1		0- 1		2- 7	
1- 4	0- 0	0- 1		HOME		0- 0		0- 0		1- 3	
1- 6	0- 0	0- 0		AWAY		0- 1		0- 1		1- 4	
0- 0	0- 0	0- 0		NEUTRAL		0- 0		0- 0		0- 0	
RPI S	Opponent	Score	RPI S	Opponent	Score	RPI S	Opponent	Score	RPI S	Opponent	Score
			40 H VCU		0 3	53 A Dayton		0 3	126 N LIU Brooklyn		1 3
						60 A Georgia		0 3	146 A Saint Louis		0 3
						65 A Towson		0 3	148 H Penn		0 3
									154 H Central Mich.		1 3
									155 H Campbell		0 3
									170 A Duquesne		1 3
									170 H Duquesne		0 3
									189 H Charlotte		1 3
									196 N UNC Asheville		0 3
									205 N Eastern Mich.		0 3
									210 A Rhode Island		0 3
									226 A La Salle		3 2
									226 H La Salle		1 3
									242 A George Washington		1 3
									242 H George Washington		2 3
									243 A Fordham		0 3
									261 H Davidson		3 0
									271 N Presbyterian		3 0
									277 H Loyola Maryland		3 2
									293 H Hampton		3 1
									316 N Lafayette		3 0
LAST 10 GAMES											
			242 A George Washington		1 3	40 H VCU		0 3			
			170 H Duquesne		0 3	261 H Davidson		3 0			
			226 H La Salle		1 3	242 H George Washington		2 3			
			146 A Saint Louis		0 3	210 A Rhode Island		0 3			
			53 A Dayton		0 3	243 A Fordham		0 3			

Non-Div. I Games:

George Mason

Average RPI Win: 261		WON-LOST RECORD		WINNING PCT. RANK		LAST 10 GAMES		STRENGTH OF SCHEDULE		OPP. STRENGTH OF SCHEDULE		TEAM RPI		ADJ RPI		CONF. RPI		ADJ CONF. RPI	
Average RPI Loss: 158																			
DIV. I ONLY		7- 16		.30435 267		2- 8		237		257		274		.42476 274		12		12	
DIV. I NON-CONF.		5- 6		.45455 197		0- 0		317		315		286		.411 285		16		16	
TOTALS		RPI 1-25		RPI 26-50		W-L RECORDS		RPI 51-100		RPI 101-150		RPI 150+							
7- 16		0- 0		0- 0		OVERALL		0- 4		0- 3		7- 9							
3- 5		0- 0		0- 0		HOME		0- 2		0- 2		3- 1							
1- 8		0- 0		0- 0		AWAY		0- 2		0- 1		1- 5							
3- 3		0- 0		0- 0		NEUTRAL		0- 0		0- 0		3- 3							
5- 6		0- 0		0- 0		NON-CONFERENCE		0- 0		0- 0		5- 6							
1- 0		0- 0		0- 0		HOME		0- 0		0- 0		1- 0							
1- 3		0- 0		0- 0		AWAY		0- 0		0- 0		1- 3							
3- 3		0- 0		0- 0		NEUTRAL		0- 0		0- 0		3- 3							
2- 10		0- 0		0- 0		CONFERENCE		0- 4		0- 3		2- 3							
2- 5		0- 0		0- 0		HOME		0- 2		0- 2		2- 1							
0- 5		0- 0		0- 0		AWAY		0- 2		0- 1		0- 2							
0- 0		0- 0		0- 0		NEUTRAL		0- 0		0- 0		0- 0							
RPI S	Opponent	Score		RPI S	Opponent	Score		RPI S	Opponent	Score		RPI S	Opponent	Score					

Non-Div. I Games:

Brown

Average RPI Win: 235		WON-LOST	WINNING	LAST 10	STRENGTH OF		OPP. STRENGTH	TEAM	ADJ	CONF.	ADJ CONF.
Average RPI Loss: 186		RECORD	PCT. RANK	GAMES	SCHEDULE		OF SCHEDULE	RPI	RPI	RPI	RPI
DIV. I ONLY		8- 16	.33333	255	3- 7		261	254	275	.42475	275
DIV. I NON-CONF.		5- 7	.41667	212	0- 0		216	225	230	.45657	229
TOTALS		RPI 1-25	RPI 26-50		W-L RECORDS		RPI 51-100		RPI 101-150		RPI 150+
8- 16	0- 0	0- 0		OVERALL		0- 2		1- 4		7- 10	
2- 6	0- 0	0- 0		HOME		0- 0		0- 2		2- 4	
2- 8	0- 0	0- 0		AWAY		0- 1		1- 2		1- 5	
4- 2	0- 0	0- 0		NEUTRAL		0- 1		0- 0		4- 1	
5- 7	0- 0	0- 0		NON-CONFERENCE		0- 2		1- 2		4- 3	
0- 3	0- 0	0- 0		HOME		0- 0		0- 2		0- 1	
1- 2	0- 0	0- 0		AWAY		0- 1		1- 0		0- 1	
4- 2	0- 0	0- 0		NEUTRAL		0- 1		0- 0		4- 1	
3- 9	0- 0	0- 0		CONFERENCE		0- 0		0- 2		3- 7	
2- 3	0- 0	0- 0		HOME		0- 0		0- 0		2- 3	
1- 6	0- 0	0- 0		AWAY		0- 0		0- 2		1- 4	
0- 0	0- 0	0- 0		NEUTRAL		0- 0		0- 0		0- 0	
RPI S	Opponent	Score	RPI S	Opponent	Score	RPI S	Opponent	Score	RPI S	Opponent	Score
						72 N	Radford	2 3	116 A	Syracuse	3 1
						95 A	Arizona	0 3	122 A	New Mexico St.	1 3
									123 H	Idaho	0 3
									142 H	Gonzaga	0 3
									149 A	UTRGV	2 3
									190 N	UConn	0 3
									194 A	Seattle U	3 2
									194 H	Seattle U	1 3
									195 N	Eastern Ky.	3 2
									197 A	Utah Valley	0 3
									197 H	Utah Valley	1 3
									204 N	Niagara	3 1
									224 A	CSU Bakersfield	0 3
									224 H	CSU Bakersfield	1 3
									243 H	Fordham	1 3
									257 A	UMKC	2 3
									257 H	UMKC	3 0
									259 A	Bradley	1 3
									285 A	Chicago St.	1 3
									285 H	Chicago St.	3 1
									313 N	South Dakota St.	3 0
									318 N	Siena	3 0
LAST 10 GAMES											
						224 H	CSU Bakersfield	1 3	122 A	New Mexico St.	1 3
						197 A	Utah Valley	0 3	149 A	UTRGV	2 3
						194 A	Seattle U	3 2	224 A	CSU Bakersfield	0 3
						257 H	UMKC	3 0	194 H	Seattle U	1 3
						285 H	Chicago St.	3 1	197 H	Utah Valley	1 3

Non-Div. I Games:

Grand Canyon

Average RPI Win:	271	WON-LOST RECORD	WINNING PCT. RANK	LAST 10 GAMES		STRENGTH OF SCHEDULE	OPP. STRENGTH OF SCHEDULE	TEAM RPI	ADJ RPI	CONF. RPI	ADJ CONF. RPI
Average RPI Loss:	164										
DIV. I ONLY		8- 19	.2963 269	1- 9		224	261	272	.42441 276	25	25
DIV. I NON-CONF.		6- 7	.46154 183	0- 0		225	268	225	.45824 224	23	22
TOTALS	RPI 1-25		RPI 26-50	W-L RECORDS		RPI 51-100			RPI 101-150		RPI 150+
8- 19	0- 0		0- 0	OVERALL		0- 5			0- 5		8- 9
3- 6	0- 0		0- 0	HOME		0- 0			0- 3		3- 3
2- 10	0- 0		0- 0	AWAY		0- 3			0- 2		2- 5
3- 3	0- 0		0- 0	NEUTRAL		0- 2			0- 0		3- 1
6- 7	0- 0		0- 0	NON-CONFERENCE		0- 3			0- 0		6- 4
2- 1	0- 0		0- 0	HOME		0- 0			0- 0		2- 1
1- 3	0- 0		0- 0	AWAY		0- 1			0- 0		1- 2
3- 3	0- 0		0- 0	NEUTRAL		0- 2			0- 0		3- 1
2- 12	0- 0		0- 0	CONFERENCE		0- 2			0- 5		2- 5
1- 5	0- 0		0- 0	HOME		0- 0			0- 3		1- 2
1- 7	0- 0		0- 0	AWAY		0- 2			0- 2		1- 3
0- 0	0- 0		0- 0	NEUTRAL		0- 0			0- 0		0- 0
RPI S Opponent	Score		RPI S Opponent	Score		RPI S Opponent	Score		RPI S Opponent	Score	
						56 A Kennesaw St.	0 3		105 A Coastal Caro.	2 3	
						57 N Austin Peay	2 3		105 H Coastal Caro.	0 3	
						74 A Texas St.	0 3		117 A South Ala.	1 3	
						83 N SIUE	0 3		117 H South Ala.	0 3	
						93 A Arkansas St.	0 3		150 H Louisiana	0 3	
									157 A East Carolina	0 3	
									184 H Wofford	0 3	
									198 A Chattanooga	3 2	
									221 N Rutgers	3 1	
									228 A UT Arlington	1 3	
									232 A Appalachian St.	3 2	
									232 H Appalachian St.	1 3	
									245 A UAB	1 3	
									249 A Little Rock	2 3	
									261 H Davidson	3 1	
									282 N William & Mary	1 3	
									290 A Troy	2 3	
									290 H Troy	2 3	
									292 N Charleston So.	3 2	
									308 H La.-Monroe	3 2	
									325 N Jackson St.	3 1	
									331 H South Carolina St.	3 0	
				LAST 10 GAMES							
				232 H Appalachian St.	1 3				228 A UT Arlington	1 3	
				105 H Coastal Caro.	0 3				117 H South Ala.	0 3	
				249 A Little Rock	2 3				290 H Troy	2 3	
				93 A Arkansas St.	0 3				105 A Coastal Caro.	2 3	
				74 A Texas St.	0 3				232 A Appalachian St.	3 2	

Non-Div. I Games:

Georgia St.

Average RPI Win: 265		WON-LOST	WINNING	LAST 10	STRENGTH OF		OPP. STRENGTH	TEAM	ADJ		CONF.	ADJ CONF.	
Average RPI Loss: 184		RECORD	PCT. RANK	GAMES	SCHEDULE		OF SCHEDULE	RPI	RPI		RPI	RPI	
DIV. I ONLY		9- 18	.33333	255	1- 9		249	277	270	.42235	277	23	23
DIV. I NON-CONF.		6- 7	.46154	183	0- 0		329	295	301	.39292	303	27	27
TOTALS		RPI 1-25	RPI 26-50		W-L RECORDS		RPI 51-100		RPI 101-150		RPI 150+		
9- 18	0- 0	0- 0		OVERALL		0- 4		1- 1		8- 13			
4- 7	0- 0	0- 0		HOME		0- 2		0- 1		4- 4			
3- 7	0- 0	0- 0		AWAY		0- 2		1- 0		2- 5			
2- 4	0- 0	0- 0		NEUTRAL		0- 0		0- 0		2- 4			
6- 7	0- 0	0- 0		NON-CONFERENCE		0- 0		0- 0		6- 7			
3- 1	0- 0	0- 0		HOME		0- 0		0- 0		3- 1			
1- 2	0- 0	0- 0		AWAY		0- 0		0- 0		1- 2			
2- 4	0- 0	0- 0		NEUTRAL		0- 0		0- 0		2- 4			
3- 11	0- 0	0- 0		CONFERENCE		0- 4		1- 1		2- 6			
1- 6	0- 0	0- 0		HOME		0- 2		0- 1		1- 3			
2- 5	0- 0	0- 0		AWAY		0- 2		1- 0		1- 3			
0- 0	0- 0	0- 0		NEUTRAL		0- 0		0- 0		0- 0			
RPI S	Opponent	Score	RPI S	Opponent	Score	RPI S	Opponent	Score	RPI S	Opponent	Score		
						76 A Navy	0	3	102 A Colgate	3	2		
						76 H Navy	0	3	102 H Colgate	0	3		
						81 A American	0	3	174 A Army West Point	3	1		
						81 H American	0	3	174 H Army West Point	0	3		
									175 A Lehigh	1	3		
									175 H Lehigh	0	3		
									182 A UNCW	0	3		
									189 N Charlotte	0	3		
									226 N La Salle	2	3		
									230 A Bucknell	1	3		
									230 H Bucknell	1	3		
									232 N Appalachian St.	1	3		
									237 H UMBC	1	3		
									261 N Davidson	0	3		
									271 H Presbyterian	3	1		
									273 A George Mason	2	3		
									284 A Akron	3	1		
									293 N Hampton	3	1		
									309 H Holy Cross	3	0		
									314 N Tennessee Tech	3	1		
									316 A Lafayette	1	3		
									319 H Morgan St.	3	1		
									321 H Coppin St.	3	0		
LAST 10 GAMES													
						230 A Bucknell	1	3	81 H American	0	3		
						175 H Lehigh	0	3	309 H Holy Cross	3	0		
						102 H Colgate	0	3	316 A Lafayette	1	3		
						174 H Army West Point	0	3	230 H Bucknell	1	3		
						76 H Navy	0	3	175 A Lehigh	1	3		

Non-Div. I Games:

Loyola Maryland

Average RPI Win: 254		WON-LOST RECORD		WINNING PCT. RANK		LAST 10 GAMES		STRENGTH OF SCHEDULE		OPP. STRENGTH OF SCHEDULE		TEAM RPI		ADJ RPI		CONF. RPI		ADJ CONF. RPI	
DIV. I ONLY		5- 15		.25 293		3- 7		196		227		277		.42167 278		13		13	
DIV. I NON-CONF.		2- 6		.25 272		1- 1		296		302		311		.37207 311		15		15	
TOTALS		RPI 1-25		RPI 26-50		W-L RECORDS		RPI 51-100		RPI 101-150		RPI 150+							
5- 15		0- 0		0- 1		OVERALL		1- 3		0- 4		4- 7							
2- 7		0- 0		0- 1		HOME		0- 2		0- 2		2- 2							
2- 5		0- 0		0- 0		AWAY		1- 1		0- 1		1- 3							
1- 3		0- 0		0- 0		NEUTRAL		0- 0		0- 1		1- 2							
2- 6		0- 0		0- 0		NON-CONFERENCE		0- 0		0- 3		2- 3							
1- 1		0- 0		0- 0		HOME		0- 0		0- 1		1- 0							
0- 2		0- 0		0- 0		AWAY		0- 0		0- 1		0- 1							
1- 3		0- 0		0- 0		NEUTRAL		0- 0		0- 1		1- 2							
3- 9		0- 0		0- 1		CONFERENCE		1- 3		0- 1		2- 4							
1- 6		0- 0		0- 1		HOME		0- 2		0- 1		1- 2							
2- 3		0- 0		0- 0		AWAY		1- 1		0- 0		1- 2							
0- 0		0- 0		0- 0		NEUTRAL		0- 0		0- 0		0- 0							
RPI S	Opponent	Score		RPI S	Opponent	Score		RPI S	Opponent	Score		RPI S	Opponent	Score					
				32 H	Western Ky.	0	3	55 H	North Texas	0	3	106 H	UTSA	2	3				
								66 A	Rice	0	3	111 N	IUPUI	2	3				
								98 A	Fla. Atlantic	3	1	125 A	FGCU	0	3				
								98 H	Fla. Atlantic	0	3	125 H	FGCU	0	3				
												179 A	Marshall	2	3				
												179 H	Marshall	1	3				
												189 H	Charlotte	0	3				
												245 A	UAB	0	3				
												248 A	Tennessee St.	1	3				
												268 N	New Orleans	2	3				
												270 H	UTEP	3	1				
												281 A	Louisiana Tech	3	2				
												286 H	Bethune-Cookman	3	0				
												298 N	Ga. Southern	0	3				
												334 N	Alcorn	3	0				
LAST 10 GAMES																			
				106 H	UTSA	2	3	179 A	Marshall	2	3								
				270 H	UTEP	3	1	32 H	Western Ky.	0	3								
				286 H	Bethune-Cookman	3	0	189 H	Charlotte	0	3								
				98 H	Fla. Atlantic	0	3	125 H	FGCU	0	3								
				281 A	Louisiana Tech	3	2	66 A	Rice	0	3								

Non-Div. I Games:

FIU

Average RPI Win:	271	WON-LOST RECORD	WINNING PCT. RANK	LAST 10 GAMES	STRENGTH OF SCHEDULE	OPP. STRENGTH OF SCHEDULE	TEAM RPI	ADJ RPI	CONF. RPI	ADJ CONF. RPI		
Average RPI Loss:	180											
DIV. I ONLY		7- 20	.25926	288	0- 10	179	290	278	.42147	279	20	20
DIV. I NON-CONF.		6- 7	.46154	183	0- 1	205	324	218	.4585	222	22	23
<hr/>												
TOTALS	RPI 1-25	RPI 26-50		W-L RECORDS		RPI 51-100		RPI 101-150		RPI 150+		
7- 20	0- 0	0- 2		OVERALL		0- 3		0- 1		7- 14		
2- 8	0- 0	0- 1		HOME		0- 1		0- 0		2- 6		
2- 11	0- 0	0- 1		AWAY		0- 2		0- 1		2- 6		
3- 1	0- 0	0- 0		NEUTRAL		0- 0		0- 0		3- 1		
6- 7	0- 0	0- 0		NON-CONFERENCE		0- 1		0- 1		6- 5		
1- 3	0- 0	0- 0		HOME		0- 0		0- 0		1- 3		
2- 3	0- 0	0- 0		AWAY		0- 1		0- 1		2- 1		
3- 1	0- 0	0- 0		NEUTRAL		0- 0		0- 0		3- 1		
1- 13	0- 0	0- 2		CONFERENCE		0- 2		0- 0		1- 9		
1- 5	0- 0	0- 1		HOME		0- 1		0- 0		1- 3		
0- 8	0- 0	0- 1		AWAY		0- 1		0- 0		0- 6		
0- 0	0- 0	0- 0		NEUTRAL		0- 0		0- 0		0- 0		
RPI S	Opponent	Score	RPI S	Opponent	Score	RPI S	Opponent	Score	RPI S	Opponent	Score	
			50 A	High Point	0 3	69 A	James Madison	0 3	107 A	Furman	0 3	
			50 H	High Point	0 3	72 A	Radford	1 3	152 H	Elon	0 3	
						72 H	Radford	0 3	155 A	Campbell	0 3	
									155 H	Campbell	0 3	
									157 A	East Carolina	3 2	
									184 H	Wofford	0 3	
									196 A	UNC Asheville	1 3	
									196 H	UNC Asheville	3 2	
									211 N	Sacred Heart	2 3	
									215 A	Liberty	0 3	
									233 A	Winthrop	1 3	
									256 H	USC Upstate	2 3	
									271 A	Presbyterian	2 3	
									271 H	Presbyterian	1 3	
									291 N	Rider	3 0	
									292 A	Charleston So.	0 3	
									292 H	Charleston So.	1 3	
									293 N	Hampton	3 0	
									299 A	N.C. A&T	1 3	
									306 N	The Citadel	3 1	
									327 A	N.C. Central	3 1	
									327 H	N.C. Central	3 2	
LAST 10 GAMES												
			271 A	Presbyterian	2 3	50 A	High Point	0 3				
			155 A	Campbell	0 3	292 H	Charleston So.	1 3				
			72 A	Radford	1 3	271 H	Presbyterian	1 3				
			215 A	Liberty	0 3	50 H	High Point	0 3				
			155 H	Campbell	0 3	299 A	N.C. A&T	1 3				

Non-Div. I Games:

Gardner-Webb

Average RPI Win:	284	WON-LOST RECORD	WINNING PCT. RANK	LAST 10 GAMES	STRENGTH OF SCHEDULE	OPP. STRENGTH OF SCHEDULE	TEAM RPI	ADJ RPI	CONF. RPI	ADJ CONF. RPI			
DIV. I ONLY		10- 18	.35714 245	4- 6	284	283	280	.42134 280	24	24			
DIV. I NON-CONF.		5- 9	.35714 236	0- 0	327	307	312	.36764 312	26	26			
<hr/>													
TOTALS	RPI 1-25	RPI 26-50		W-L RECORDS	RPI 51-100		RPI 101-150		RPI 150+				
10- 18	0- 0	0- 0		OVERALL	0- 3		0- 3		10- 12				
7- 3	0- 0	0- 0		HOME	0- 1		0- 1		7- 1				
2- 10	0- 0	0- 0		AWAY	0- 2		0- 2		2- 6				
1- 5	0- 0	0- 0		NEUTRAL	0- 0		0- 0		1- 5				
<hr/>													
5- 9	0- 0	0- 0		NON-CONFERENCE	0- 0		0- 1		5- 8				
4- 0	0- 0	0- 0		HOME	0- 0		0- 0		4- 0				
0- 4	0- 0	0- 0		AWAY	0- 0		0- 1		0- 3				
1- 5	0- 0	0- 0		NEUTRAL	0- 0		0- 0		1- 5				
<hr/>													
5- 9	0- 0	0- 0		CONFERENCE	0- 3		0- 2		5- 4				
3- 3	0- 0	0- 0		HOME	0- 1		0- 1		3- 1				
2- 6	0- 0	0- 0		AWAY	0- 2		0- 1		2- 3				
0- 0	0- 0	0- 0		NEUTRAL	0- 0		0- 0		0- 0				
<hr/>													
RPI S	Opponent	Score	RPI S	Opponent	Score	RPI S	Opponent	Score	RPI S	Opponent	Score		
						57 A	Austin Peay	0	3	110 A	Drake	0	3
						57 H	Austin Peay	0	3	141 A	Murray St.	2	3
						83 A	SIUE	1	3	141 H	Murray St.	1	3
									153 A	Belmont	0	3	
									183 A	Eastern Ill.	0	3	
									195 H	Eastern Ky.	0	3	
									205 N	Eastern Mich.	0	3	
									216 H	Jacksonville St.	3	0	
									229 N	Wright St.	0	3	
									235 N	Omaha	1	3	
									236 A	UT Martin	1	3	
									236 H	UT Martin	3	2	
									243 N	Fordham	1	3	
									246 A	Southern Ill.	2	3	
									248 A	Tennessee St.	3	0	
									251 N	Montana	2	3	
									258 H	Evansville	3	2	
									268 A	New Orleans	2	3	
									285 A	Chicago St.	2	3	
									294 H	Western Ill.	3	2	
									296 H	Morehead St.	3	0	
									314 A	Tennessee Tech	3	0	
									319 H	Morgan St.	3	0	
									320 H	Ark.-Pine Bluff	3	0	
									334 N	Alcorn	3	0	
<hr/>													
			LAST 10 GAMES										
			57 A	Austin Peay	0	3	296 H	Morehead St.	3	0			
			141 A	Murray St.	2	3	153 A	Belmont	0	3			
			314 A	Tennessee Tech	3	0	248 A	Tennessee St.	3	0			
			236 H	UT Martin	3	2	83 A	SIUE	1	3			
			195 H	Eastern Ky.	0	3	183 A	Eastern Ill.	0	3			

Non-Div. I Games:

Southeast Mo. St.

Average RPI Win: 286		WON-LOST RECORD		WINNING PCT. RANK		LAST 10 GAMES		STRENGTH OF SCHEDULE		OPP. STRENGTH OF SCHEDULE		TEAM RPI		ADJ RPI		CONF. RPI		ADJ CONF. RPI	
DIV. I ONLY		7- 20		.25926 288		1- 8		223		226		282		.42118 281		13		13	
DIV. I NON-CONF.		5- 9		.35714 236		0- 2		301		249		293		.40508 291		15		15	
TOTALS		RPI 1-25		RPI 26-50		W-L RECORDS		RPI 51-100		RPI 101-150		RPI 150+							
7- 20		0- 0		0- 1		OVERALL		0- 6		0- 3		7- 10							
3- 7		0- 0		0- 0		HOME		0- 3		0- 1		3- 3							
3- 8		0- 0		0- 1		AWAY		0- 2		0- 2		3- 3							
1- 5		0- 0		0- 0		NEUTRAL		0- 1		0- 0		1- 4							
5- 9		0- 0		0- 0		NON-CONFERENCE		0- 2		0- 1		5- 6							
2- 1		0- 0		0- 0		HOME		0- 0		0- 0		2- 1							
2- 3		0- 0		0- 0		AWAY		0- 1		0- 1		2- 1							
1- 5		0- 0		0- 0		NEUTRAL		0- 1		0- 0		1- 4							
2- 11		0- 0		0- 1		CONFERENCE		0- 4		0- 2		2- 4							
1- 6		0- 0		0- 0		HOME		0- 3		0- 1		1- 2							
1- 5		0- 0		0- 1		AWAY		0- 1		0- 1		1- 2							
0- 0		0- 0		0- 0		NEUTRAL		0- 0		0- 0		0- 0							
RPI S	Opponent	Score		RPI S	Opponent	Score		RPI S	Opponent	Score		RPI S	Opponent	Score					
				32 A	Western Ky.	0	3	55 A	North Texas	0	3	106 A	UTSA	1	3				
								55 H	North Texas	0	3	134 H	Southern Miss.	0	3				
								66 H	Rice	1	3	146 A	Saint Louis	1	3				
								70 A	Ole Miss	2	3	179 A	Marshall	1	3				
								87 N	North Dakota	1	3	188 A	Mississippi St.	0	3				
								98 H	Fla. Atlantic	0	3	189 H	Charlotte	0	3				
												198 N	Chattanooga	0	3				
												199 H	Sam Houston St.	0	3				
												236 N	UT Martin	2	3				
												240 N	DePaul	2	3				
												245 H	UAB	3	1				
												249 N	Little Rock	0	3				
												265 H	Memphis	3	1				
												269 N	Florida A&M	3	2				
												270 A	UTEP	3	1				
												272 A	Middle Tenn.	2	3				
												278 H	FIU	2	3				
												308 A	La.-Monroe	3	1				
												320 H	Ark.-Pine Bluff	3	0				
												325 A	Jackson St.	3	0				
LAST 10 GAMES																			
				188 A	Mississippi St.	0	3	270 A	UTEP	3	1								
				236 N	UT Martin	2	3	278 H	FIU	2	3								
				55 H	North Texas	0	3	98 H	Fla. Atlantic	0	3								
				189 H	Charlotte	0	3	179 A	Marshall	1	3								
				106 A	UTSA	1	3	134 H	Southern Miss.	0	3								

Non-Div. I Games:

Louisiana Tech

Average RPI Win:	254	WON-LOST RECORD	WINNING PCT. RANK	LAST 10 GAMES	STRENGTH OF SCHEDULE	OPP. STRENGTH OF SCHEDULE	TEAM RPI	ADJ RPI	CONF. RPI	ADJ CONF. RPI	
DIV. I ONLY	5- 23	.17857	315	3- 7	132	241	281	.41994	282	10	10
DIV. I NON-CONF.	3- 11	.21429	290	1- 0	242	290	305	.38886	305	12	12
<hr/>											
TOTALS	RPI 1-25	RPI 26-50		W-L RECORDS	RPI 51-100		RPI 101-150		RPI 150+		
5- 23	0- 0	0- 2		OVERALL	0- 6		0- 5		5- 10		
4- 8	0- 0	0- 1		HOME	0- 2		0- 2		4- 3		
0- 10	0- 0	0- 1		AWAY	0- 3		0- 2		0- 4		
1- 5	0- 0	0- 0		NEUTRAL	0- 1		0- 1		1- 3		
<hr/>											
3- 11	0- 0	0- 1		NON-CONFERENCE	0- 2		0- 1		3- 7		
2- 2	0- 0	0- 0		HOME	0- 0		0- 0		2- 2		
0- 4	0- 0	0- 1		AWAY	0- 1		0- 0		0- 2		
1- 5	0- 0	0- 0		NEUTRAL	0- 1		0- 1		1- 3		
<hr/>											
2- 12	0- 0	0- 1		CONFERENCE	0- 4		0- 4		2- 3		
2- 6	0- 0	0- 1		HOME	0- 2		0- 2		2- 1		
0- 6	0- 0	0- 0		AWAY	0- 2		0- 2		0- 2		
0- 0	0- 0	0- 0		NEUTRAL	0- 0		0- 0		0- 0		
<hr/>											
RPI	S	Opponent	Score	RPI	S	Opponent	Score	RPI	S	Opponent	Score
40	A	VCU	0 3	65	A	Towson	0 3	113	A	Northeastern	0 3
47	H	Col. of Charleston	1 3	65	H	Towson	0 3	113	H	Northeastern	1 3
				69	A	James Madison	2 3	114	A	Hofstra	2 3
				69	H	James Madison	1 3	114	H	Hofstra	1 3
				95	A	Arizona	1 3	122	N	New Mexico St.	0 3
				96	N	Illinois St.	0 3	152	A	Elon	1 3
								152	H	Elon	3 2
								157	A	East Carolina	0 3
								168	A	Wake Forest	1 3
								182	H	UNCW	3 1
								219	N	UMES	0 3
								221	N	Rutgers	0 3
								256	N	USC Upstate	2 3
								260	A	Delaware	2 3
								260	H	Delaware	2 3
								261	H	Davidson	1 3
								276	N	Georgia St.	3 1
								296	H	Morehead St.	0 3
								329	H	Savannah St.	3 0
								332	H	Norfolk St.	3 0
<hr/>											
LAST 10 GAMES											
114	H	Hofstra	1 3	260	A	Delaware	2 3				
113	H	Northeastern	1 3	47	H	Col. of Charleston	1 3				
69	A	James Madison	2 3	182	H	UNCW	3 1				
152	H	Elon	3 2	332	H	Norfolk St.	3 0				
65	A	Towson	0 3	114	A	Hofstra	2 3				































Non-Div. I Games:

William & Mary

Average RPI Win:	261	WON-LOST RECORD	WINNING PCT. RANK	LAST 10 GAMES	STRENGTH OF SCHEDULE	OPP. STRENGTH OF SCHEDULE	TEAM RPI	ADJ RPI	CONF. RPI	ADJ CONF. RPI	
Average RPI Loss:	153										
DIV. I ONLY		5- 20	.2 306	1- 9	164	221	283	.41857 283	9	9	
DIV. I NON-CONF.		4- 9	.30769 257	0- 1	231	304	284	.41205 284	8	8	
<hr/>											
TOTALS	RPI 1-25	RPI 26-50		W-L RECORDS	RPI 51-100		RPI 101-150		RPI 150+		
5- 20	0- 1	0- 2		OVERALL	0- 3		0- 4		5- 10		
3- 10	0- 0	0- 1		HOME	0- 1		0- 3		3- 5		
0- 8	0- 1	0- 1		AWAY	0- 2		0- 1		0- 3		
2- 2	0- 0	0- 0		NEUTRAL	0- 0		0- 0		2- 2		
<hr/>											
4- 9	0- 0	0- 0		NON-CONFERENCE	0- 1		0- 2		4- 6		
2- 5	0- 0	0- 0		HOME	0- 0		0- 2		2- 3		
0- 2	0- 0	0- 0		AWAY	0- 1		0- 0		0- 1		
2- 2	0- 0	0- 0		NEUTRAL	0- 0		0- 0		2- 2		
<hr/>											
1- 11	0- 1	0- 2		CONFERENCE	0- 2		0- 2		1- 4		
1- 5	0- 0	0- 1		HOME	0- 1		0- 1		1- 2		
0- 6	0- 1	0- 1		AWAY	0- 1		0- 1		0- 2		
0- 0	0- 0	0- 0		NEUTRAL	0- 0		0- 0		0- 0		
<hr/>											
RPI S	Opponent	Score	RPI S	Opponent	Score	RPI S	Opponent	Score	RPI S	Opponent	Score
24 A	Cal Poly	0 3	49 A	Hawaii	0 3	65 A	Towson	0 3	110 H	Drake	2 3
			49 H	Hawaii	0 3	68 A	UC Irvine	0 3	137 A	UC Davis	0 3
						68 H	UC Irvine	1 3	137 H	UC Davis	2 3
									139 H	San Jose St.	0 3
									172 H	Bryant	3 0
									183 N	Eastern Ill.	0 3
									186 H	CSUN	1 3
									191 A	UC Riverside	1 3
									191 H	UC Riverside	3 1
									192 A	UC Santa Barbara	0 3
									205 N	Eastern Mich.	1 3
									217 H	Long Beach St.	0 3
									224 H	CSU Bakersfield	1 3
									250 A	Indiana St.	2 3
									285 H	Chicago St.	2 3
									288 H	Southern Utah	2 3
									305 N	Quinnipiac	3 1
									316 N	Lafayette	3 0
									322 H	Fairleigh Dickinson	3 0
<hr/>											
LAST 10 GAMES											
			68 A	UC Irvine	0 3	137 H	UC Davis	2 3			
			137 A	UC Davis	0 3	68 H	UC Irvine	1 3			
			191 H	UC Riverside	3 1	191 A	UC Riverside	1 3			
			49 A	Hawaii	0 3	224 H	CSU Bakersfield	1 3			
			217 H	Long Beach St.	0 3	49 H	Hawaii	0 3			

Non-Div. I Games:

Cal St. Fullerton

Average RPI Win: 229		WON-LOST	WINNING	LAST 10	STRENGTH OF		OPP. STRENGTH	TEAM	ADJ	CONF.	ADJ CONF.
Average RPI Loss: 175		RECORD	PCT. RANK	GAMES	SCHEDULE		OF SCHEDULE	RPI	RPI	RPI	RPI
DIV. I ONLY		6- 20	.23077 301	0- 10	222		224	289	.41444 284	15	16
DIV. I NON-CONF.		4- 8	.33333 247	0- 0	197		291	263	.43563 261	11	11
TOTALS		RPI 1-25	RPI 26-50	W-L RECORDS	RPI 51-100		RPI 101-150	RPI 150+			
6- 20	0- 0		0- 0	OVERALL	0- 3		0- 4	6- 13			
2- 7	0- 0		0- 0	HOME	0- 0		0- 2	2- 5			
2- 9	0- 0		0- 0	AWAY	0- 2		0- 2	2- 5			
2- 4	0- 0		0- 0	NEUTRAL	0- 1		0- 0	2- 3			
4- 8	0- 0		0- 0	NON-CONFERENCE	0- 2		0- 0	4- 6			
1- 2	0- 0		0- 0	HOME	0- 0		0- 0	1- 2			
1- 2	0- 0		0- 0	AWAY	0- 1		0- 0	1- 1			
2- 4	0- 0		0- 0	NEUTRAL	0- 1		0- 0	2- 3			
2- 12	0- 0		0- 0	CONFERENCE	0- 1		0- 4	2- 7			
1- 5	0- 0		0- 0	HOME	0- 0		0- 2	1- 3			
1- 7	0- 0		0- 0	AWAY	0- 1		0- 2	1- 4			
0- 0	0- 0		0- 0	NEUTRAL	0- 0		0- 0	0- 0			
RPI S	Opponent	Score	RPI S	Opponent	Score	RPI S	Opponent	Score	RPI S	Opponent	Score
						71 A	Miami (OH)	1 	115 H	Ball St.	0 
						76 A	Navy	0 	124 A	Bowling Green	0 
						79 N	West Virginia	0 	144 A	Ohio	0 
									144 H	Ohio	1 
									154 A	Central Mich.	0 
									163 N	Providence	3 1
									166 A	Buffalo	3 1
									166 H	Buffalo	1 
									174 A	Army West Point	0 
									180 H	Western Mich.	1 
									187 H	Northern Ill.	2 
									205 A	Eastern Mich.	1 
									207 A	Toledo	2 
									219 N	UMES	3 2
									222 A	Kent St.	0 
									222 H	Kent St.	3 1
									222 N	Fort Wayne	1 
									226 H	La Salle	1 
									266 N	Saint Francis (PA)	1 
									266 N	Saint Francis (PA)	0 
									277 H	Loyola Maryland	1 
									289 A	Youngstown St.	3 1
									314 H	Tennessee Tech	3 0
			LAST 10 GAMES								
			115 H	Ball St.	0 	205 A	Eastern Mich.	1 			
			166 H	Buffalo	1 	187 H	Northern Ill.	2 			
			222 A	Kent St.	0 	180 H	Western Mich.	1 			
			144 A	Ohio	0 	124 A	Bowling Green	0 			
			154 A	Central Mich.	0 	71 A	Miami (OH)	1 			

Non-Div. I Games:

Akron

Average RPI Win:	271	WON-LOST	WINNING	LAST 10	STRENGTH OF	OPP. STRENGTH	TEAM	ADJ	CONF.	ADJ CONF.	
Average RPI Loss:	196	RECORD	PCT. RANK	GAMES	SCHEDULE	OF SCHEDULE	RPI	RPI	RPI	RPI	
DIV. I ONLY	10- 19	.34483	254	0- 10	293	287	288	.41324	285	26	26
DIV. I NON-CONF.	9- 8	.52941	157	0- 1	297	284	242	.44575	242	25	25
<hr/>											
TOTALS	RPI 1-25	RPI 26-50		W-L RECORDS		RPI 51-100		RPI 101-150		RPI 150+	
10- 19	0- 0	0- 0		OVERALL		0- 0		0- 6		10- 13	
3- 10	0- 0	0- 0		HOME		0- 0		0- 4		3- 6	
3- 8	0- 0	0- 0		AWAY		0- 0		0- 2		3- 6	
4- 1	0- 0	0- 0		NEUTRAL		0- 0		0- 0		4- 1	
9- 8	0- 0	0- 0		NON-CONFERENCE		0- 0		0- 2		9- 6	
2- 4	0- 0	0- 0		HOME		0- 0		0- 2		2- 2	
3- 3	0- 0	0- 0		AWAY		0- 0		0- 0		3- 3	
4- 1	0- 0	0- 0		NEUTRAL		0- 0		0- 0		4- 1	
1- 11	0- 0	0- 0		CONFERENCE		0- 0		0- 4		1- 7	
1- 6	0- 0	0- 0		HOME		0- 0		0- 2		1- 4	
0- 5	0- 0	0- 0		AWAY		0- 0		0- 2		0- 3	
0- 0	0- 0	0- 0		NEUTRAL		0- 0		0- 0		0- 0	
RPI	S	Opponent	Score	RPI	S	Opponent	Score	RPI	S	Opponent	Score
								110	H	Drake	0 3
								122	A	New Mexico St.	0 3
								122	H	New Mexico St.	0 3
								149	A	UTRGV	0 3
								149	H	UTRGV	2 3
								150	H	Louisiana	1 3
								156	A	Ill.-Chicago	0 3
								171	H	Valparaiso	0 3
								183	A	Eastern Ill.	3 2
								191	A	UC Riverside	0 3
								194	H	Seattle U	1 3
								197	H	Utah Valley	0 3
								205	H	Eastern Mich.	3 2
								224	A	CSU Bakersfield	0 3
								224	H	CSU Bakersfield	1 3
								229	H	Wright St.	0 3
								257	A	UMKC	0 3
								257	H	UMKC	0 3
								258	N	Evansville	1 3
								259	A	Bradley	3 2
								275	A	Grand Canyon	1 3
								275	H	Grand Canyon	3 1
								280	H	Southeast Mo. St.	3 2
								283	A	Cal St. Fullerton	3 2
								288	N	Southern Utah	3 1
								294	A	Western Ill.	0 3
								294	N	Western Ill.	3 1
LAST 10 GAMES											
								257	H	UMKC	0 3
								171	H	Valparaiso	0 3
								122	H	New Mexico St.	0 3
								149	H	UTRGV	2 3
								224	A	CSU Bakersfield	0 3
								275	A	Grand Canyon	1 3
								194	H	Seattle U	1 3
								197	H	Utah Valley	0 3
								257	A	UMKC	0 3
								149	A	UTRGV	0 3

Non-Div. I Games:

Chicago St.

RPI	S	Opponent	Score	
311	N	Alabama A&M	3	0
330	N	Manhattan	3	0

Chicago St.

C
h
i
c
a
g
o
s
t
.

C
h
i
c
a
g
o
s
t
.

Average RPI Win:	297	WON-LOST RECORD	WINNING PCT. RANK	LAST 10 GAMES	STRENGTH OF SCHEDULE	OPP. STRENGTH OF SCHEDULE	TEAM RPI	ADJ RPI	CONF. RPI	ADJ CONF. RPI										
DIV. I ONLY	10- 13	.43478	200	5- 5	310	310	287	.4123	286	31	31									
DIV. I NON-CONF.	3- 10	.23077	276	1- 2	227	253	299	.39871	300	31	31									
<hr/>																				
TOTALS	RPI 1-25	RPI 26-50		W-L RECORDS	RPI 51-100		RPI 101-150		RPI 150+											
10- 13	0- 0	0- 0		OVERALL	0- 1		0- 4		10- 8											
6- 2	0- 0	0- 0		HOME	0- 1		0- 1		6- 0											
3- 8	0- 0	0- 0		AWAY	0- 0		0- 2		3- 6											
1- 3	0- 0	0- 0		NEUTRAL	0- 0		0- 1		1- 2											
<hr/>																				
3- 10	0- 0	0- 0		NON-CONFERENCE	0- 1		0- 4		3- 5											
1- 2	0- 0	0- 0		HOME	0- 1		0- 1		1- 0											
1- 5	0- 0	0- 0		AWAY	0- 0		0- 2		1- 3											
1- 3	0- 0	0- 0		NEUTRAL	0- 0		0- 1		1- 2											
<hr/>																				
7- 3	0- 0	0- 0		CONFERENCE	0- 0		0- 0		7- 3											
5- 0	0- 0	0- 0		HOME	0- 0		0- 0		5- 0											
2- 3	0- 0	0- 0		AWAY	0- 0		0- 0		2- 3											
0- 0	0- 0	0- 0		NEUTRAL	0- 0		0- 0		0- 0											
<hr/>																				
RPI S	Opponent	Score	RPI S	Opponent	Score	RPI S	Opponent	Score	RPI S	Opponent	Score									
						98 H	Fla. Atlantic	2 3	125 A	FGCU	0 3									
						125 H	FGCU	0 3												
						136 A	Jacksonville	2 3												
						136 N	Jacksonville	1 3												
						169 A	South Fla.	1 3												
						189 N	Charlotte	3 2												
						219 A	UMES	0 3												
						244 A	Howard	1 3												
						255 A	Clemson	1 3												
						263 H	North Florida	3 1												
						263 N	North Florida	1 3												
						269 A	Florida A&M	1 3												
						269 H	Florida A&M	3 0												
						278 A	FIU	0 3												
						298 A	Ga. Southern	3 1												
						299 H	N.C. A&T	3 2												
						312 N	Lamar University	1 3												
						327 H	N.C. Central	3 0												
						329 A	Savannah St.	3 0												
						329 H	Savannah St.	3 0												
						331 A	South Carolina St.	3 0												
						331 H	South Carolina St.	3 0												
									LAST 10 GAMES											
									269 A	Florida A&M	1 3							244 A	Howard	1 3
									278 A	FIU	0 3							125 A	FGCU	0 3
331 H	South Carolina St.	3 0	327 H	N.C. Central	3 0															
329 H	Savannah St.	3 0	299 H	N.C. A&T	3 2															
219 A	UMES	0 3	263 H	North Florida	3 1															

Non-Div. I Games:

Bethune-Cookman

I
o
n
a

Iona

Iona

Average RPI Win: 250		WON-LOST	WINNING	LAST 10	STRENGTH OF		OPP. STRENGTH	TEAM	ADJ		CONF.	ADJ CONF.	
Average RPI Loss: 172		RECORD	PCT. RANK	GAMES	SCHEDULE		OF SCHEDULE	RPI	RPI		RPI	RPI	
DIV. I ONLY		7- 19	.26923	280	2- 8		260	225	290	.41199	288	18	18
DIV. I NON-CONF.		5- 7	.41667	212	0- 0		293	242	274	.42302	276	17	17
TOTALS		RPI 1-25	RPI 26-50		W-L RECORDS		RPI 51-100		RPI 101-150		RPI 150+		
7- 19	0- 0	0- 0		OVERALL		0- 3		0- 3		7- 13			
2- 8	0- 0	0- 0		HOME		0- 2		0- 2		2- 4			
2- 8	0- 0	0- 0		AWAY		0- 1		0- 1		2- 6			
3- 3	0- 0	0- 0		NEUTRAL		0- 0		0- 0		3- 3			
5- 7	0- 0	0- 0		NON-CONFERENCE		0- 0		0- 0		5- 7			
0- 2	0- 0	0- 0		HOME		0- 0		0- 0		0- 2			
2- 2	0- 0	0- 0		AWAY		0- 0		0- 0		2- 2			
3- 3	0- 0	0- 0		NEUTRAL		0- 0		0- 0		3- 3			
2- 12	0- 0	0- 0		CONFERENCE		0- 3		0- 3		2- 6			
2- 6	0- 0	0- 0		HOME		0- 2		0- 2		2- 2			
0- 6	0- 0	0- 0		AWAY		0- 1		0- 1		0- 4			
0- 0	0- 0	0- 0		NEUTRAL		0- 0		0- 0		0- 0			
RPI S	Opponent	Score	RPI S	Opponent	Score	RPI S	Opponent	Score	RPI S	Opponent	Score		
						86 A	Sacramento St.	0 <div>3</div>	103 A	Portland St.	0 <div>3</div>		
						86 H	Sacramento St.	1 <div>3</div>	103 H	Portland St.	1 <div>3</div>		
						87 H	North Dakota	1 <div>3</div>	123 H	Idaho	1 <div>3</div>		
									152 N	Elon	1 <div>3</div>		
									153 N	Belmont	1 <div>3</div>		
									167 H	Utah St.	1 <div>3</div>		
									173 H	Northern Ariz.	0 <div>3</div>		
									189 A	Charlotte	2 <div>3</div>		
									197 H	Utah Valley	0 <div>3</div>		
									202 A	Air Force	3 2		
									202 A	Air Force	1 <div>3</div>		
									215 N	Liberty	3 2		
									218 A	Montana St.	1 <div>3</div>		
									220 A	Idaho St.	0 <div>3</div>		
									220 H	Idaho St.	3 2		
									234 A	Weber St.	0 <div>3</div>		
									234 H	Weber St.	0 <div>3</div>		
									244 N	Howard	3 2		
									251 A	Montana	2 <div>3</div>		
									253 H	Eastern Wash.	3 1		
									283 A	Cal St. Fullerton	3 2		
									285 N	Chicago St.	1 <div>3</div>		
									331 N	South Carolina St.	3 0		
LAST 10 GAMES													
						234 H	Weber St.	0 <div>3</div>	251 A	Montana	2 <div>3</div>		
						220 H	Idaho St.	3 2	103 A	Portland St.	0 <div>3</div>		
						86 H	Sacramento St.	1 <div>3</div>	86 A	Sacramento St.	0 <div>3</div>		
						103 H	Portland St.	1 <div>3</div>	253 H	Eastern Wash.	3 1		
						218 A	Montana St.	1 <div>3</div>	123 H	Idaho	1 <div>3</div>		

Non-Div. I Games:

Southern Utah

Average RPI Win:	267	WON-LOST	WINNING	LAST 10	STRENGTH OF	OPP. STRENGTH	TEAM	ADJ	CONF.	ADJ CONF.	
Average RPI Loss:	162	RECORD	PCT. RANK	GAMES	SCHEDULE	OF SCHEDULE	RPI	RPI	RPI	RPI	
DIV. I ONLY	7- 21	.25	293	0- 10	242	228	291	.41165	289	14	14
DIV. I NON-CONF.	7- 7	.5	158	0- 0	291	283	250	.44243	251	13	13
<hr/>											
TOTALS	RPI 1-25	RPI 26-50		W-L RECORDS		RPI 51-100		RPI 101-150		RPI 150+	
7- 21	0- 0	0- 0		OVERALL		0- 3		0- 6		7- 12	
2- 10	0- 0	0- 0		HOME		0- 1		0- 3		2- 6	
2- 8	0- 0	0- 0		AWAY		0- 1		0- 3		2- 4	
3- 3	0- 0	0- 0		NEUTRAL		0- 1		0- 0		3- 2	
7- 7	0- 0	0- 0		NON-CONFERENCE		0- 1		0- 0		7- 6	
2- 3	0- 0	0- 0		HOME		0- 0		0- 0		2- 3	
2- 1	0- 0	0- 0		AWAY		0- 0		0- 0		2- 1	
3- 3	0- 0	0- 0		NEUTRAL		0- 1		0- 0		3- 2	
0- 14	0- 0	0- 0		CONFERENCE		0- 2		0- 6		0- 6	
0- 7	0- 0	0- 0		HOME		0- 1		0- 3		0- 3	
0- 7	0- 0	0- 0		AWAY		0- 1		0- 3		0- 3	
0- 0	0- 0	0- 0		NEUTRAL		0- 0		0- 0		0- 0	
RPI	S	Opponent	Score	RPI	S	Opponent	Score	RPI	S	Opponent	Score
						85 A Cleveland St.	0 3	111 A IUPUI			0 3
						85 H Cleveland St.	0 3	111 H IUPUI			0 3
						87 N North Dakota	0 3	131 A Green Bay			0 3
								131 H Green Bay			0 3
								132 A Oakland			0 3
								132 H Oakland			2 3
								156 A Ill.-Chicago			0 3
								156 H Ill.-Chicago			1 3
								158 N New Mexico			0 3
								158 N New Mexico			0 3
								164 A Northern Ky.			0 3
								164 H Northern Ky.			1 3
								207 A Toledo			3 2
								209 A Milwaukee			0 3
								222 H Fort Wayne			1 3
								226 H La Salle			0 3
								227 H Robert Morris			3 2
								229 H Wright St.			1 3
								233 N Winthrop			3 0
								266 H Saint Francis (PA)			3 2
								270 A UTEP			2 3
								284 H Akron			1 3
								296 A Morehead St.			3 0
								314 N Tennessee Tech			3 0
								326 N Delaware St.			3 0
				LAST 10 GAMES							
				132 H Oakland	2 3	131 H Green Bay	0 3	296 A Morehead St.			3 0
				85 A Cleveland St.	0 3	209 A Milwaukee	0 3	314 N Tennessee Tech			3 0
				164 A Northern Ky.	0 3	229 H Wright St.	1 3	326 N Delaware St.			3 0
				111 A IUPUI	0 3	132 A Oakland	0 3				
				156 H Ill.-Chicago	1 3	85 H Cleveland St.	0 3				

Non-Div. I Games:

Youngstown St.

Average RPI Win: 273		WON-LOST RECORD	WINNING PCT. RANK		LAST 10 GAMES	STRENGTH OF SCHEDULE		OPP. STRENGTH OF SCHEDULE		TEAM RPI	ADJ RPI		CONF. RPI	ADJ CONF. RPI	
Average RPI Loss: 186															
DIV. I ONLY		9- 20	.31034	262	3- 7	272		278		286	.40904	290	25	25	
DIV. I NON-CONF.		6- 9	.4	223	1- 0	253		299		266	.43125	266	23	22	
TOTALS		RPI 1-25	RPI 26-50		W-L RECORDS		RPI 51-100		RPI 101-150		RPI 150+				
9- 20	0- 0	0- 0		OVERALL		0- 4		0- 6		9- 10					
6- 6	0- 0	0- 0		HOME		0- 1		0- 2		6- 3					
1- 10	0- 0	0- 0		AWAY		0- 3		0- 3		1- 4					
2- 4	0- 0	0- 0		NEUTRAL		0- 0		0- 1		2- 3					
6- 9	0- 0	0- 0		NON-CONFERENCE		0- 2		0- 2		6- 5					
4- 1	0- 0	0- 0		HOME		0- 0		0- 0		4- 1					
0- 4	0- 0	0- 0		AWAY		0- 2		0- 1		0- 1					
2- 4	0- 0	0- 0		NEUTRAL		0- 0		0- 1		2- 3					
3- 11	0- 0	0- 0		CONFERENCE		0- 2		0- 4		3- 5					
2- 5	0- 0	0- 0		HOME		0- 1		0- 2		2- 2					
1- 6	0- 0	0- 0		AWAY		0- 1		0- 2		1- 3					
0- 0	0- 0	0- 0		NEUTRAL		0- 0		0- 0		0- 0					
RPI S	Opponent	Score	RPI S	Opponent	Score	RPI S	Opponent	Score	RPI S	Opponent	Score	RPI S	Opponent	Score	
						54 A	Alabama	0 3	105 A	Coastal Caro.	0 3				
						56 A	Kennesaw St.	1 3	117 A	South Ala.	0 3				
						74 A	Texas St.	0 3	117 H	South Ala.	1 3				
						93 H	Arkansas St.	0 3	118 A	South Carolina	0 3				
									141 N	Murray St.	0 3				
									150 H	Louisiana	1 3				
									206 H	Alabama St.	3 0				
									228 A	UT Arlington	1 3				
									232 A	Appalachian St.	2 3				
									233 H	Winthrop	3 1				
									241 H	Northwestern St.	0 3				
									245 H	UAB	3 2				
									249 H	Little Rock	3 1				
									263 N	North Florida	2 3				
									264 N	Mercer	1 3				
									272 N	Middle Tenn.	1 3				
									276 A	Georgia St.	3 2				
									276 H	Georgia St.	3 2				
									296 A	Morehead St.	0 3				
									298 A	Ga. Southern	1 3				
									298 H	Ga. Southern	0 3				
									308 H	La.-Monroe	2 3				
									317 N	Southern U.	3 0				
									325 H	Jackson St.	3 1				
									331 N	South Carolina St.	3 0				
LAST 10 GAMES															
						150 H	Louisiana	1 3	93 H	Arkansas St.	0 3				
						308 H	La.-Monroe	2 3	206 H	Alabama St.	3 0				
						232 A	Appalachian St.	2 3	276 A	Georgia St.	3 2				
						105 A	Coastal Caro.	0 3	298 A	Ga. Southern	1 3				
						249 H	Little Rock	3 1	117 H	South Ala.	1 3				

Non-Div. I Games:

Troy

Average RPI Win: 301		WON-LOST RECORD		WINNING PCT. RANK		LAST 10 GAMES		STRENGTH OF SCHEDULE		OPP. STRENGTH OF SCHEDULE		TEAM RPI		ADJ RPI		CONF. RPI		ADJ CONF. RPI	
Average RPI Loss: 233																			
DIV. I ONLY		14- 14		.5 158		5- 5		315		313		284		.40876 291		30		30	
DIV. I NON-CONF.		6- 6		.5 158		0- 0		326		305		291		.40102 297		30		30	
TOTALS		RPI 1-25		RPI 26-50		W-L RECORDS		RPI 51-100		RPI 101-150		RPI 150+							
14- 14		0- 0		0- 0		OVERALL		0- 1		0- 0		14- 13							
5- 4		0- 0		0- 0		HOME		0- 0		0- 0		5- 4							
6- 7		0- 0		0- 0		AWAY		0- 1		0- 0		6- 6							
3- 3		0- 0		0- 0		NEUTRAL		0- 0		0- 0		3- 3							
6- 6		0- 0		0- 0		NON-CONFERENCE		0- 1		0- 0		6- 5							
2- 0		0- 0		0- 0		HOME		0- 0		0- 0		2- 0							
1- 3		0- 0		0- 0		AWAY		0- 1		0- 0		1- 2							
3- 3		0- 0		0- 0		NEUTRAL		0- 0		0- 0		3- 3							
8- 8		0- 0		0- 0		CONFERENCE		0- 0		0- 0		8- 8							
3- 4		0- 0		0- 0		HOME		0- 0		0- 0		3- 4							
5- 4		0- 0		0- 0		AWAY		0- 0		0- 0		5- 4							
0- 0		0- 0		0- 0		NEUTRAL		0- 0		0- 0		0- 0							
RPI	S	Opponent		Score		RPI	S	Opponent		Score		RPI	S	Opponent		Score			
													</						

Non-Div. I Games:

Rider

Average RPI Win:	305	WON-LOST	WINNING	LAST 10	STRENGTH OF	OPP. STRENGTH	TEAM	ADJ	CONF.	ADJ CONF.	
Average RPI Loss:	176	RECORD	PCT. RANK	GAMES	SCHEDULE	OF SCHEDULE	RPI	RPI	RPI	RPI	
DIV. I ONLY	8- 21	.27586	278	1- 9	250	286	293	.40808	292	20	20
DIV. I NON-CONF.	5- 9	.35714	236	0- 0	282	326	292	.40155	296	22	23
<hr/>											
TOTALS	RPI 1-25	RPI 26-50		W-L RECORDS		RPI 51-100		RPI 101-150		RPI 150+	
8- 21	0- 0	0- 3		OVERALL		0- 3		0- 0		8- 15	
3- 6	0- 0	0- 1		HOME		0- 1		0- 0		3- 4	
2- 10	0- 0	0- 2		AWAY		0- 1		0- 0		2- 7	
3- 5	0- 0	0- 0		NEUTRAL		0- 1		0- 0		3- 4	
5- 9	0- 0	0- 1		NON-CONFERENCE		0- 1		0- 0		5- 7	
1- 0	0- 0	0- 0		HOME		0- 0		0- 0		1- 0	
1- 4	0- 0	0- 1		AWAY		0- 0		0- 0		1- 3	
3- 5	0- 0	0- 0		NEUTRAL		0- 1		0- 0		3- 4	
3- 12	0- 0	0- 2		CONFERENCE		0- 2		0- 0		3- 8	
2- 6	0- 0	0- 1		HOME		0- 1		0- 0		2- 4	
1- 6	0- 0	0- 1		AWAY		0- 1		0- 0		1- 4	
0- 0	0- 0	0- 0		NEUTRAL		0- 0		0- 0		0- 0	
RPI S	Opponent	Score	RPI S	Opponent	Score	RPI S	Opponent	Score	RPI S	Opponent	Score
			47 A	Col. of Charleston	0 3	65 N	Towson	1 3	152 A	Elon	0 3
			50 A	High Point	0 3	72 A	Radford	0 3	155 H	Campbell	1 3
			50 H	High Point	1 3	72 H	Radford	0 3	196 A	UNC Asheville	0 3
									196 H	UNC Asheville	1 3
									215 A	Liberty	0 3
									215 H	Liberty	1 3
									216 N	Jacksonville St.	1 3
									216 N	Jacksonville St.	2 3
									225 A	Western Caro.	0 3
									233 A	Winthrop	0 3
									233 H	Winthrop	0 3
									245 A	UAB	1 3
									271 A	Presbyterian	1 3
									271 H	Presbyterian	3 2
									276 N	Georgia St.	2 3
									279 A	Gardner-Webb	3 1
									279 H	Gardner-Webb	3 0
									294 N	Western Ill.	2 3
									306 A	The Citadel	3 2
									311 N	Alabama A&M	3 0
									327 N	N.C. Central	3 1
									331 H	South Carolina St.	3 0
									332 N	Norfolk St.	3 1
			LAST 10 GAMES								
			72 A	Radford	0 3	215 H	Liberty	1 3			
			50 A	High Point	0 3	72 H	Radford	0 3			
			233 H	Winthrop	0 3	215 A	Liberty	0 3			
			196 H	UNC Asheville	1 3	279 A	Gardner-Webb	3 1			
			233 A	Winthrop	0 3	196 A	UNC Asheville	0 3			

Non-Div. I Games:

Charleston So.

Average RPI Win: 312		WON-LOST	WINNING	LAST 10	STRENGTH OF		OPP. STRENGTH	TEAM	ADJ	CONF.	ADJ CONF.
Average RPI Loss: 204		RECORD	PCT. RANK	GAMES	SCHEDULE		OF SCHEDULE	RPI	RPI	RPI	RPI
DIV. I ONLY		10- 16	.38462	229	5- 5		297	319	294	.4067	293
DIV. I NON-CONF.		2- 11	.15385	304	0- 0		141	280	287	.41036	286
TOTALS		RPI 1-25	RPI 26-50		W-L RECORDS		RPI 51-100		RPI 101-150		RPI 150+
10- 16	0- 0	0- 0		OVERALL		0- 2		0- 2		10- 12	
3- 2	0- 0	0- 0		HOME		0- 0		0- 0		3- 2	
3- 7	0- 0	0- 0		AWAY		0- 1		0- 0		3- 6	
4- 7	0- 0	0- 0		NEUTRAL		0- 1		0- 2		4- 4	
2- 11	0- 0	0- 0		NON-CONFERENCE		0- 2		0- 2		2- 7	
0- 0	0- 0	0- 0		HOME		0- 0		0- 0		0- 0	
0- 4	0- 0	0- 0		AWAY		0- 1		0- 0		0- 3	
2- 7	0- 0	0- 0		NEUTRAL		0- 1		0- 2		2- 4	
8- 5	0- 0	0- 0		CONFERENCE		0- 0		0- 0		8- 5	
3- 2	0- 0	0- 0		HOME		0- 0		0- 0		3- 2	
3- 3	0- 0	0- 0		AWAY		0- 0		0- 0		3- 3	
2- 0	0- 0	0- 0		NEUTRAL		0- 0		0- 0		2- 0	
RPI S	Opponent	Score	RPI S	Opponent	Score	RPI S	Opponent	Score	RPI S	Opponent	Score
						63 N	Central Ark.	0 3	110 N	Drake	0 3
						69 A	James Madison	0 3	143 N	Cornell	1 3
									157 A	East Carolina	0 3
									166 A	Buffalo	0 3
									189 N	Charlotte	0 3
									219 A	UMES	0 3
									219 H	UMES	1 3
									233 N	Winthrop	3 2
									244 A	Howard	0 3
									244 H	Howard	0 3
									273 A	George Mason	1 3
									277 N	Loyola Maryland	1 3
									279 N	Gardner-Webb	0 3
									299 N	N.C. A&T	3 1
									300 N	Canisius	0 3
									306 N	The Citadel	3 1
									319 A	Morgan St.	2 3
									319 H	Morgan St.	3 0
									321 A	Coppin St.	3 0
									321 H	Coppin St.	3 0
									326 A	Delaware St.	3 2
									329 N	Savannah St.	3 0
									331 H	South Carolina St.	3 0
									332 A	Norfolk St.	3 0
LAST 10 GAMES											
						244 H	Howard	0 3	244 A	Howard	0 3
						321 A	Coppin St.	3 0	219 A	UMES	0 3
						319 A	Morgan St.	2 3	326 A	Delaware St.	3 2
						332 A	Norfolk St.	3 0	321 H	Coppin St.	3 0
						219 H	UMES	1 3	319 H	Morgan St.	3 0

Non-Div. I Games:

Hampton

Average RPI Win: 290		WON-LOST	WINNING	LAST 10	STRENGTH OF		OPP. STRENGTH	TEAM	ADJ	CONF.	ADJ CONF.
Average RPI Loss: 175		RECORD	PCT. RANK	GAMES	SCHEDULE		OF SCHEDULE	RPI	RPI	RPI	RPI
DIV. I ONLY		7- 18	.28	276	276		273	296	.40669	294	22
DIV. I NON-CONF.		5- 9	.35714	236	239		303	273	.42378	274	19
TOTALS		RPI 1-25	RPI 26-50		W-L RECORDS		RPI 51-100		RPI 101-150		RPI 150+
7- 18	0- 0	0- 0		OVERALL		0- 2		0- 6		7- 10	
3- 8	0- 0	0- 0		HOME		0- 0		0- 4		3- 4	
2- 8	0- 0	0- 0		AWAY		0- 1		0- 2		2- 5	
2- 2	0- 0	0- 0		NEUTRAL		0- 1		0- 0		2- 1	
5- 9	0- 0	0- 0		NON-CONFERENCE		0- 1		0- 2		5- 6	
2- 5	0- 0	0- 0		HOME		0- 0		0- 2		2- 3	
1- 2	0- 0	0- 0		AWAY		0- 0		0- 0		1- 2	
2- 2	0- 0	0- 0		NEUTRAL		0- 1		0- 0		2- 1	
2- 9	0- 0	0- 0		CONFERENCE		0- 1		0- 4		2- 4	
1- 3	0- 0	0- 0		HOME		0- 0		0- 2		1- 1	
1- 6	0- 0	0- 0		AWAY		0- 1		0- 2		1- 3	
0- 0	0- 0	0- 0		NEUTRAL		0- 0		0- 0		0- 0	
RPI S	Opponent	Score	RPI S	Opponent	Score	RPI S	Opponent	Score	RPI S	Opponent	Score
						57 N	Austin Peay	0 3	110 H	Drake	0 3
						59 A	Denver	0 3	112 A	Oral Roberts	1 3
									112 H	Oral Roberts	0 3
									138 A	South Dakota	2 3
									138 H	South Dakota	0 3
									146 H	Saint Louis	1 3
									159 A	North Dakota St.	0 3
									171 H	Valparaiso	0 3
									183 A	Eastern Ill.	3 0
									185 H	McNeese	2 3
									222 A	Fort Wayne	0 3
									235 A	Omaha	0 3
									235 H	Omaha	1 3
									245 A	UAB	0 3
									258 H	Evansville	2 3
									280 A	Southeast Mo. St.	2 3
									285 H	Chicago St.	3 0
									285 N	Chicago St.	1 3
									292 N	Charleston So.	3 2
									311 N	Alabama A&M	3 0
									313 A	South Dakota St.	3 1
									313 H	South Dakota St.	3 2
									330 H	Manhattan	3 2
LAST 10 GAMES											
						313 A	South Dakota St.	3 1	59 A	Denver	0 3
						235 A	Omaha	0 3	222 A	Fort Wayne	0 3
						112 H	Oral Roberts	0 3	313 H	South Dakota St.	3 2
						138 H	South Dakota	0 3	235 H	Omaha	1 3
						159 A	North Dakota St.	0 3	112 A	Oral Roberts	1 3

Non-Div. I Games:

Western Ill.

Average RPI Win:	214	WON-LOST RECORD	WINNING PCT. RANK	LAST 10 GAMES	STRENGTH OF SCHEDULE	OPP. STRENGTH OF SCHEDULE	TEAM RPI	ADJ RPI	CONF. RPI	ADJ CONF. RPI		
DIV. I ONLY		3- 23	.11538	325	0- 10	167	113	299	.40646	295	6	6
DIV. I NON-CONF.		3- 10	.23077	276	0- 0	186	235	282	.41842	280	6	6
<hr/>												
TOTALS	RPI 1-25	RPI 26-50		W-L RECORDS		RPI 51-100		RPI 101-150		RPI 150+		
3- 23	0- 2	0- 0		OVERALL		0- 6		0- 8		3- 7		
3- 9	0- 2	0- 0		HOME		0- 1		0- 5		3- 1		
0- 11	0- 0	0- 0		AWAY		0- 5		0- 3		0- 3		
0- 3	0- 0	0- 0		NEUTRAL		0- 0		0- 0		0- 3		
<hr/>												
3- 10	0- 0	0- 0		NON-CONFERENCE		0- 2		0- 1		3- 7		
3- 2	0- 0	0- 0		HOME		0- 0		0- 1		3- 1		
0- 5	0- 0	0- 0		AWAY		0- 2		0- 0		0- 3		
0- 3	0- 0	0- 0		NEUTRAL		0- 0		0- 0		0- 3		
<hr/>												
0- 13	0- 2	0- 0		CONFERENCE		0- 4		0- 7		0- 0		
0- 7	0- 2	0- 0		HOME		0- 1		0- 4		0- 0		
0- 6	0- 0	0- 0		AWAY		0- 3		0- 3		0- 0		
0- 0	0- 0	0- 0		NEUTRAL		0- 0		0- 0		0- 0		
<hr/>												
RPI	S	Opponent	Score	RPI	S	Opponent	Score	RPI	S	Opponent	Score	
19	H	BYU	0 <div>3</div>					68	A	UC Irvine	0 <div>3</div>	
21	H	San Diego	1 <div>3</div>					86	A	Sacramento St.	1 <div>3</div>	
								89	A	Loyola Marymount	0 <div>3</div>	
								94	A	Santa Clara	0 <div>3</div>	
								94	H	Santa Clara	0 <div>3</div>	
								99	A	Pepperdine	0 <div>3</div>	

Non-Div. I Games:

San Francisco

Average RPI Win: 275		WON-LOST	WINNING	LAST 10	STRENGTH OF		OPP. STRENGTH	TEAM	ADJ	CONF.	ADJ CONF.
Average RPI Loss: 216		RECORD	PCT. RANK	GAMES	SCHEDULE		OF SCHEDULE	RPI	RPI	RPI	RPI
DIV. I ONLY		13- 14	.48148	171	3- 7		329	288	292	.40569	296
DIV. I NON-CONF.		9- 4	.69231	80	0- 0		334	320	278	.41822	281
TOTALS		RPI 1-25	RPI 26-50		W-L RECORDS		RPI 51-100		RPI 101-150		RPI 150+
13- 14	0- 0	0- 0		OVERALL		0- 1		0- 1		13- 12	
7- 6	0- 0	0- 0		HOME		0- 1		0- 0		7- 5	
3- 7	0- 0	0- 0		AWAY		0- 0		0- 1		3- 6	
3- 1	0- 0	0- 0		NEUTRAL		0- 0		0- 0		3- 1	
9- 4	0- 0	0- 0		NON-CONFERENCE		0- 0		0- 0		9- 4	
4- 3	0- 0	0- 0		HOME		0- 0		0- 0		4- 3	
2- 0	0- 0	0- 0		AWAY		0- 0		0- 0		2- 0	
3- 1	0- 0	0- 0		NEUTRAL		0- 0		0- 0		3- 1	
4- 10	0- 0	0- 0		CONFERENCE		0- 1		0- 1		4- 8	
3- 3	0- 0	0- 0		HOME		0- 1		0- 0		3- 2	
1- 7	0- 0	0- 0		AWAY		0- 0		0- 1		1- 6	
0- 0	0- 0	0- 0		NEUTRAL		0- 0		0- 0		0- 0	
RPI S	Opponent	Score	RPI S	Opponent	Score	RPI S	Opponent	Score	RPI S	Opponent	Score
						83 H SIUE		0 3	141 A Murray St.		1 3
									153 A Belmont		0 3
									153 H Belmont		1 3
									179 H Marshall		0 3
									183 H Eastern Ill.		3 0
									195 A Eastern Ky.		0 3
									216 A Jacksonville St.		2 3
									216 H Jacksonville St.		3 2
									230 N Bucknell		3 0
									233 H Winthrop		3 2
									236 A UT Martin		1 3
									248 A Tennessee St.		1 3
									248 H Tennessee St.		3 1
									261 N Davidson		1 3
									266 A Saint Francis (PA)		3 1
									272 H Middle Tenn.		1 3
									280 A Southeast Mo. St.		0 3
									282 A William & Mary		3 0
									289 H Youngstown St.		0 3
									290 H Troy		3 0
									314 A Tennessee Tech		3 0
									314 H Tennessee Tech		1 3
									326 H Delaware St.		3 0
									329 N Savannah St.		3 0
									331 H South Carolina St.		3 0
									332 N Norfolk St.		3 0
LAST 10 GAMES											
			216 A Jacksonville St.		2 3	280 A Southeast Mo. St.		0 3			
			314 A Tennessee Tech		3 0	83 H SIUE		0 3			
			153 H Belmont		1 3	183 H Eastern Ill.		3 0			
			248 H Tennessee St.		3 1	141 A Murray St.		1 3			
			236 A UT Martin		1 3	195 A Eastern Ky.		0 3			

Non-Div. I Games:

Morehead St.

Average RPI Win: 297		WON-LOST RECORD		WINNING PCT. RANK		LAST 10 GAMES		STRENGTH OF SCHEDULE		OPP. STRENGTH OF SCHEDULE		TEAM RPI		ADJ RPI		CONF. RPI		ADJ CONF. RPI	
DIV. I ONLY		3- 21		.125 322		2- 8		120		276		297		.40557 297		19		19	
DIV. I NON-CONF.		1- 11		.08333 314		0- 0		110		267		290		.40662 289		20		20	
TOTALS		RPI 1-25		RPI 26-50		W-L RECORDS		RPI 51-100		RPI 101-150		RPI 150+							
3- 21		0- 0		0- 0		OVERALL		0- 5		0- 4		3- 12							
2- 9		0- 0		0- 0		HOME		0- 2		0- 2		2- 5							
0- 9		0- 0		0- 0		AWAY		0- 3		0- 2		0- 4							
1- 3		0- 0		0- 0		NEUTRAL		0- 0		0- 0		1- 3							
1- 11		0- 0		0- 0		NON-CONFERENCE		0- 3		0- 0		1- 8							
0- 6		0- 0		0- 0		HOME		0- 2		0- 0		0- 4							
0- 2		0- 0		0- 0		AWAY		0- 1		0- 0		0- 1							
1- 3		0- 0		0- 0		NEUTRAL		0- 0		0- 0		1- 3							
2- 10		0- 0		0- 0		CONFERENCE		0- 2		0- 4		2- 4							
2- 3		0- 0		0- 0		HOME		0- 0		0- 2		2- 1							
0- 7		0- 0		0- 0		AWAY		0- 2		0- 2		0- 3							
0- 0		0- 0		0- 0		NEUTRAL		0- 0		0- 0		0- 0							
RPI	S	Opponent		Score	RPI	S	Opponent		Score	RPI	S	Opponent		Score	RPI	S	Opponent		Score
								56 A	Kennesaw St.	0	3			125 A	FGCU			0	3
								80 A	Lipscomb	0	3			125 H	FGCU			0	3
								88 H	SFA	1	3			136 A	Jacksonville			1	3
								98 A	Fla. Atlantic	1	3			136 H	Jacksonville			1	3
								98 H	Fla. Atlantic	0	3			157 H	East Carolina			1	3
														159 N	North Dakota St.			1	3
														163 H	Providence			0	3
														165 H	Central Conn. St.			2	3
														185 N	McNeese			1	3
														188 N	Mississippi St.			1	3
														200 A	Houston			1	3
														230 H	Bucknell			1	3
														256 A	USC Upstate			0	3
														256 H	USC Upstate			3	1
														263 A	North Florida			0	3
														263 H	North Florida			2	3
														307 A	NJIT			2	3
														307 H	NJIT			3	2
														329 N	Savannah St.			3	0
					LAST 10 GAMES														
								307 A	NJIT	2	3			136 H	Jacksonville			1	3
								256 A	USC Upstate	0	3			263 H	North Florida			2	3
								263 A	North Florida	0	3			256 H	USC Upstate			3	1
								136 A	Jacksonville	1	3			307 H	NJIT			3	2
								125 A	FGCU	0	3			56 A	Kennesaw St.			0	3

Non-Div. I Games:

Stetson

Average RPI Win: 298		WON-LOST	WINNING	LAST 10	STRENGTH OF		OPP. STRENGTH	TEAM	ADJ	CONF.	ADJ CONF.
Average RPI Loss: 165		RECORD	PCT. RANK	GAMES	SCHEDULE		OF SCHEDULE	RPI	RPI	RPI	RPI
DIV. I ONLY		7- 19	.26923	280	273		265	298	.40283	298	25
DIV. I NON-CONF.		4- 8	.33333	247	310		277	304	.38921	304	23
TOTALS		RPI 1-25	RPI 26-50		W-L RECORDS		RPI 51-100		RPI 101-150		RPI 150+
7- 19	0- 0	0- 0		OVERALL		0- 3		0- 8		7- 8	
4- 6	0- 0	0- 0		HOME		0- 0		0- 3		4- 3	
2- 10	0- 0	0- 0		AWAY		0- 2		0- 3		2- 5	
1- 3	0- 0	0- 0		NEUTRAL		0- 1		0- 2		1- 0	
4- 8	0- 0	0- 0		NON-CONFERENCE		0- 1		0- 3		4- 4	
2- 2	0- 0	0- 0		HOME		0- 0		0- 0		2- 2	
1- 3	0- 0	0- 0		AWAY		0- 0		0- 1		1- 2	
1- 3	0- 0	0- 0		NEUTRAL		0- 1		0- 2		1- 0	
3- 11	0- 0	0- 0		CONFERENCE		0- 2		0- 5		3- 4	
2- 4	0- 0	0- 0		HOME		0- 0		0- 3		2- 1	
1- 7	0- 0	0- 0		AWAY		0- 2		0- 2		1- 3	
0- 0	0- 0	0- 0		NEUTRAL		0- 0		0- 0		0- 0	
RPI S	Opponent	Score	RPI S	Opponent	Score	RPI S	Opponent	Score	RPI S	Opponent	Score
						74 A	Texas St.	0 3	105 A	Coastal Caro.	1 3
						91 N	Texas Tech	0 3	105 H	Coastal Caro.	2 3
						93 A	Arkansas St.	0 3	111 N	IUPUI	1 3
									117 A	South Ala.	0 3
									117 H	South Ala.	0 3
									118 N	South Carolina	0 3
									125 A	FGCU	0 3
									150 H	Louisiana	1 3
									189 H	Charlotte	1 3
									228 A	UT Arlington	1 3
									232 A	Appalachian St.	1 3
									232 H	Appalachian St.	2 3
									249 A	Little Rock	1 3
									255 A	Clemson	1 3
									263 A	North Florida	0 3
									263 H	North Florida	3 0
									278 N	FIU	3 0
									286 H	Bethune-Cookman	1 3
									290 A	Troy	3 0
									290 H	Troy	3 1
									308 H	La.-Monroe	3 0
									329 A	Savannah St.	3 1
									331 H	South Carolina St.	3 0
LAST 10 GAMES											
						232 H	Appalachian St.	2 3	74 A	Texas St.	0 3
						105 H	Coastal Caro.	2 3	263 A	North Florida	0 3
						93 A	Arkansas St.	0 3	117 H	South Ala.	0 3
						249 A	Little Rock	1 3	290 H	Troy	3 1
						228 A	UT Arlington	1 3	329 A	Savannah St.	3 1

Non-Div. I Games:

Ga. Southern

N
•
C
•
A
&
T

N.C. A&T

[illegible]

Non-Div. I Games:

Canisius

Average RPI Win:	282	WON-LOST	WINNING	LAST 10	STRENGTH OF	OPP. STRENGTH	TEAM	ADJ	CONF.	ADJ CONF.	
Average RPI Loss:	171	RECORD	PCT. RANK	GAMES	SCHEDULE	OF SCHEDULE	RPI	RPI	RPI	RPI	
DIV. I ONLY	3- 25	.10714	329	1- 9	127	274	302	.3958	301	27	27
DIV. I NON-CONF.	2- 12	.14286	307	0- 0	81	255	261	.43681	260	24	24
<hr/>											
TOTALS	RPI 1-25	RPI 26-50		W-L RECORDS		RPI 51-100		RPI 101-150		RPI 150+	
3- 25	0- 0	0- 1		OVERALL		0- 4		0- 8		3- 12	
0- 9	0- 0	0- 0		HOME		0- 2		0- 3		0- 4	
2- 10	0- 0	0- 0		AWAY		0- 1		0- 2		2- 7	
1- 6	0- 0	0- 1		NEUTRAL		0- 1		0- 3		1- 1	
<hr/>											
2- 12	0- 0	0- 1		NON-CONFERENCE		0- 1		0- 6		2- 4	
0- 1	0- 0	0- 0		HOME		0- 0		0- 1		0- 0	
1- 5	0- 0	0- 0		AWAY		0- 0		0- 2		1- 3	
1- 6	0- 0	0- 1		NEUTRAL		0- 1		0- 3		1- 1	
<hr/>											
1- 13	0- 0	0- 0		CONFERENCE		0- 3		0- 2		1- 8	
0- 8	0- 0	0- 0		HOME		0- 2		0- 2		0- 4	
1- 5	0- 0	0- 0		AWAY		0- 1		0- 0		1- 4	
0- 0	0- 0	0- 0		NEUTRAL		0- 0		0- 0		0- 0	
<hr/>											
RPI S	Opponent	Score	RPI S	Opponent	Score	RPI S	Opponent	Score	RPI S	Opponent	Score
			40 N	VCU	0 3	55 N	North Texas	1 3	124 A	Bowling Green	0 3
						63 H	Central Ark.	0 3	128 H	A&M-Corpus Christi	0 3
						88 A	SFA	0 3	133 H	Houston Baptist	0 3
						88 H	SFA	0 3	134 H	Southern Miss.	0 3
									136 N	Jacksonville	1 3
									141 N	Murray St.	0 3
									144 N	Ohio	0 3
									150 A	Louisiana	0 3
									185 A	McNeese	0 3
									188 A	Mississippi St.	0 3
									199 A	Sam Houston St.	0 3
									203 A	Abilene Christian	0 3
									206 A	Alabama St.	3 2
									207 A	Toledo	0 3
									225 N	Western Caro.	0 3
									238 A	Samford	0 3
									241 H	Northwestern St.	0 3
									267 H	Incarnate Word	1 3
									268 H	New Orleans	2 3
									312 A	Lamar University	1 3
									312 H	Lamar University	2 3
									315 A	Nicholls St.	3 1
									325 N	Jackson St.	3 0
			LAST 10 GAMES								
			185 A	McNeese	0 3	63 H	Central Ark.	0 3			
			315 A	Nicholls St.	3 1	88 A	SFA	0 3			
			88 H	SFA	0 3	268 H	New Orleans	2 3			
			312 H	Lamar University	2 3	312 A	Lamar University	1 3			
			241 H	Northwestern St.	0 3	133 H	Houston Baptist	0 3			

Non-Div. I Games:

Southeastern La.

Average RPI Win:	292	WON-LOST RECORD	WINNING PCT. RANK	LAST 10 GAMES	STRENGTH OF SCHEDULE	OPP. STRENGTH OF SCHEDULE	TEAM RPI	ADJ RPI	CONF. RPI	ADJ CONF. RPI	
DIV. I ONLY	5- 19	.20833	304	2- 8	233	291	303	.39569	302	29	29
DIV. I NON-CONF.	3- 11	.21429	290	0- 1	189	298	288	.40572	290	28	28
<hr/>											
TOTALS	RPI 1-25	RPI 26-50		W-L RECORDS	RPI 51-100		RPI 101-150		RPI 150+		
5- 19	0- 0	0- 1		OVERALL	0- 0		0- 0		5- 18		
3- 6	0- 0	0- 0		HOME	0- 0		0- 0		3- 6		
1- 8	0- 0	0- 0		AWAY	0- 0		0- 0		1- 8		
1- 5	0- 0	0- 1		NEUTRAL	0- 0		0- 0		1- 4		
3- 11	0- 0	0- 1		NON-CONFERENCE	0- 0		0- 0		3- 10		
2- 3	0- 0	0- 0		HOME	0- 0		0- 0		2- 3		
0- 3	0- 0	0- 0		AWAY	0- 0		0- 0		0- 3		
1- 5	0- 0	0- 1		NEUTRAL	0- 0		0- 0		1- 4		
2- 8	0- 0	0- 0		CONFERENCE	0- 0		0- 0		2- 8		
1- 3	0- 0	0- 0		HOME	0- 0		0- 0		1- 3		
1- 5	0- 0	0- 0		AWAY	0- 0		0- 0		1- 5		
0- 0	0- 0	0- 0		NEUTRAL	0- 0		0- 0		0- 0		
RPI S	Opponent	Score	RPI S	Opponent	Score	RPI S	Opponent	Score	RPI S	Opponent	Score
			35 N	LSU	0 3				154 N	Central Mich.	1 3
									162 A	Stony Brook	1 3
									162 H	Stony Brook	1 3
									165 H	Central Conn. St.	0 3
									172 H	Bryant	0 3
									174 A	Army West Point	0 3
									175 N	Lehigh	0 3
									177 A	Albany (NY)	0 3
									177 H	Albany (NY)	0 3
									190 A	UConn	0 3
									204 H	Niagara	1 3
									211 A	Sacred Heart	0 3
									214 A	New Hampshire	0 3
									237 A	UMBC	0 3
									237 H	UMBC	0 3
									254 A	Binghamton	1 3
									254 H	Binghamton	3 2
									274 N	Brown	3 2
									287 N	Iona	2 3
									303 A	UMass Lowell	3 2
									307 H	NJIT	3 1
									310 N	St. Francis Brooklyn	0 3
									321 H	Coppin St.	3 0
<hr/>											
LAST 10 GAMES											
			177 A	Albany (NY)	0 3		214 A	New Hampshire	0 3		
			254 A	Binghamton	1 3		303 A	UMass Lowell	3 2		
			162 H	Stony Brook	1 3		254 H	Binghamton	3 2		
			172 H	Bryant	0 3		177 H	Albany (NY)	0 3		
			237 A	UMBC	0 3		162 A	Stony Brook	1 3		

Non-Div. I Games:

Hartford

Average RPI Win: 290		WON-LOST	WINNING	LAST 10	STRENGTH OF		OPP. STRENGTH	TEAM	ADJ	CONF.	ADJ CONF.
Average RPI Loss: 184		RECORD	PCT. RANK	GAMES	SCHEDULE		OF SCHEDULE	RPI	RPI	RPI	RPI
DIV. I ONLY		5- 19	.20833	304	0- 10		240	292	305	.39337	303
DIV. I NON-CONF.		5- 9	.35714	236	0- 1		175	310	244	.44568	243
TOTALS		RPI 1-25	RPI 26-50		W-L RECORDS		RPI 51-100		RPI 101-150		RPI 150+
5- 19	0- 0	0- 0		OVERALL		0- 2		0- 3		5- 14	
2- 6	0- 0	0- 0		HOME		0- 0		0- 0		2- 6	
0- 9	0- 0	0- 0		AWAY		0- 1		0- 2		0- 6	
3- 4	0- 0	0- 0		NEUTRAL		0- 1		0- 1		3- 2	
5- 9	0- 0	0- 0		NON-CONFERENCE		0- 2		0- 3		5- 4	
2- 0	0- 0	0- 0		HOME		0- 0		0- 0		2- 0	
0- 5	0- 0	0- 0		AWAY		0- 1		0- 2		0- 2	
3- 4	0- 0	0- 0		NEUTRAL		0- 1		0- 1		3- 2	
0- 10	0- 0	0- 0		CONFERENCE		0- 0		0- 0		0- 10	
0- 6	0- 0	0- 0		HOME		0- 0		0- 0		0- 6	
0- 4	0- 0	0- 0		AWAY		0- 0		0- 0		0- 4	
0- 0	0- 0	0- 0		NEUTRAL		0- 0		0- 0		0- 0	
RPI S	Opponent	Score	RPI S	Opponent	Score	RPI S	Opponent	Score	RPI S	Opponent	Score
						62 N	SMU	0 3	113 A	Northeastern	0 3
						74 A	Texas St.	0 3	130 A	UNCG	0 3
									133 N	Houston Baptist	1 3
									160 A	Harvard	0 3
									162 A	Stony Brook	0 3
									162 H	Stony Brook	0 3
									168 N	Wake Forest	1 3
									172 H	Bryant	3 0
									177 A	Albany (NY)	1 3
									177 H	Albany (NY)	0 3
									214 A	New Hampshire	0 3
									214 H	New Hampshire	2 3
									219 N	UMES	1 3
									237 H	UMBC	0 3
									254 A	Binghamton	0 3
									254 H	Binghamton	0 3
									287 A	Iona	0 3
									302 H	Hartford	2 3
									307 N	NJIT	3 2
									319 N	Morgan St.	3 1
									321 H	Coppin St.	3 1
									333 N	Saint Peter's	3 0
LAST 10 GAMES											
						287 A	Iona	0 3	237 H	UMBC	0 3
						162 A	Stony Brook	0 3	302 H	Hartford	2 3
						254 H	Binghamton	0 3	162 H	Stony Brook	0 3
						177 H	Albany (NY)	0 3	177 A	Albany (NY)	1 3
						214 A	New Hampshire	0 3	254 A	Binghamton	0 3

Non-Div. I Games:

UMass Lowell

Average RPI Win:	320	WON-LOST	WINNING	LAST 10	STRENGTH OF	OPP. STRENGTH	TEAM	ADJ	CONF.	ADJ CONF.							
Average RPI Loss:	231	RECORD	PCT. RANK	GAMES	SCHEDULE	OF SCHEDULE	RPI	RPI	RPI	RPI							
DIV. I ONLY	12- 12	.5	158	5- 4	327	328	300	.39269	304	32	32						
DIV. I NON-CONF.	1- 5	.16667	297	0- 0	138	205	276	.42355	275	32	32						
<hr/>																	
TOTALS	RPI 1-25	RPI 26-50		W-L RECORDS		RPI 51-100		RPI 101-150		RPI 150+							
12- 12	0- 0	0- 0		OVERALL		0- 1		0- 3		12- 8							
5- 4	0- 0	0- 0		HOME		0- 0		0- 0		5- 4							
2- 6	0- 0	0- 0		AWAY		0- 1		0- 2		2- 3							
5- 2	0- 0	0- 0		NEUTRAL		0- 0		0- 1		5- 1							
<hr/>																	
1- 5	0- 0	0- 0		NON-CONFERENCE		0- 1		0- 3		1- 1							
0- 0	0- 0	0- 0		HOME		0- 0		0- 0		0- 0							
0- 3	0- 0	0- 0		AWAY		0- 1		0- 2		0- 0							
1- 2	0- 0	0- 0		NEUTRAL		0- 0		0- 1		1- 1							
<hr/>																	
11- 7	0- 0	0- 0		CONFERENCE		0- 0		0- 0		11- 7							
5- 4	0- 0	0- 0		HOME		0- 0		0- 0		5- 4							
2- 3	0- 0	0- 0		AWAY		0- 0		0- 0		2- 3							
4- 0	0- 0	0- 0		NEUTRAL		0- 0		0- 0		4- 0							
<hr/>																	
RPI S	Opponent	Score	RPI S	Opponent	Score	RPI S	Opponent	Score	RPI S	Opponent	Score						
						88 A	SFA	0 3	133 A	Houston Baptist	0 3						
						140 N	Tulsa	0 3									
						149 A	UTRGV	0 3									
						206 A	Alabama St.	2 3									
						206 H	Alabama St.	1 3									
						249 N	Little Rock	0 3									
						267 N	Incarnate Word	3 2									
						311 H	Alabama A&M	1 3									
						311 N	Alabama A&M	3 1									
						317 A	Southern U.	1 3									
						317 H	Southern U.	3 1									
						320 A	Ark.-Pine Bluff	0 3									
						320 H	Ark.-Pine Bluff	3 0									
						323 A	Prairie View	3 1									
						323 H	Prairie View	1 3									
						324 A	Grambling	3 1									
						324 H	Grambling	1 3									
						325 H	Jackson St.	3 0									
						325 N	Jackson St.	3 0									
						328 H	Mississippi Val.	3 0									
						328 N	Mississippi Val.	3 0									
						334 H	Alcorn	3 0									
						334 N	Alcorn	3 0									
									LAST 10 GAMES								
									320 A	Ark.-Pine Bluff	0 3	328 N	Mississippi Val.	3 0			
323 H	Prairie View	1 3	325 N	Jackson St.	3 0												
324 H	Grambling	1 3	311 N	Alabama A&M	3 1												
317 H	Southern U.	3 1	334 N	Alcorn	3 0												
206 A	Alabama St.	2 3	320 H	Ark.-Pine Bluff	3 0												

Non-Div. I Games: Jarvis Christian 3 0 St. Thomas Houston 3 1

Texas Southern

[illegible]

Non-Div. I Games:

Quinnipiac

Average RPI Win: 279		WON-LOST RECORD		WINNING PCT. RANK		LAST 10 GAMES		STRENGTH OF SCHEDULE		OPP. STRENGTH OF SCHEDULE		TEAM RPI		ADJ RPI		CONF. RPI		ADJ CONF. RPI	
DIV. I ONLY		8- 23		.25806 292		2- 8		290		289		307		.38928 306		21		21	
DIV. I NON-CONF.		6- 11		.35294 246		1- 0		316		318		309		.38193 309		21		21	
TOTALS		RPI 1-25		RPI 26-50		W-L RECORDS		RPI 51-100		RPI 101-150		RPI 150+							
8- 23		0- 0		0- 0		OVERALL		0- 2		0- 3		8- 18							
5- 7		0- 0		0- 0		HOME		0- 1		0- 1		5- 5							
1- 9		0- 0		0- 0		AWAY		0- 1		0- 2		1- 6							
2- 7		0- 0		0- 0		NEUTRAL		0- 0		0- 0		2- 7							
6- 11		0- 0		0- 0		NON-CONFERENCE		0- 0		0- 0		6- 11							
4- 2		0- 0		0- 0		HOME		0- 0		0- 0		4- 2							
0- 2		0- 0		0- 0		AWAY		0- 0		0- 0		0- 2							
2- 7		0- 0		0- 0		NEUTRAL		0- 0		0- 0		2- 7							
2- 12		0- 0		0- 0		CONFERENCE		0- 2		0- 3		2- 7							
1- 5		0- 0		0- 0		HOME		0- 1		0- 1		1- 3							
1- 7		0- 0		0- 0		AWAY		0- 1		0- 2		1- 4							
0- 0		0- 0		0- 0		NEUTRAL		0- 0		0- 0		0- 0							
RPI	S	Opponent	Score	RPI	S	Opponent	Score	RPI	S	Opponent	Score	RPI	S	Opponent	Score				
								97	A	ETSU	1 3	107	A	Furman	0 3				
								97	H	ETSU	0 3	107	H	Furman	1 3				
												130	A	UNCG	0 3				
												155	A	Campbell	1 3				
												157	A	East Carolina	0 3				
												174	N	Army West Point	0 3				
												184	A	Wofford	0 3				
												184	H	Wofford	1 3				
												198	A	Chattanooga	2 3				
												198	H	Chattanooga	0 3				
												202	N	Air Force	0 3				
												212	N	Georgetown	0 3				
												213	N	Columbia	3 2				
												216	H	Jacksonville St.	3 1				
												225	A	Western Caro.	1 3				
												233	H	Winthrop	0 3				
												233	N	Winthrop	1 3				
												238	A	Samford	3 0				
												238	H	Samford	1 3				
												264	A	Mercer	1 3				
												264	H	Mercer	3 2				
												279	N	Gardner-Webb	1 3				
												292	H	Charleston So.	2 3				
												293	N	Hampton	1 3				
												311	H	Alabama A&M	3 1				
												314	N	Tennessee Tech	2 3				
												327	N	N.C. Central	3 1				
				LAST 10 GAMES															
				107	A	Furman	0 3	264	H	Mercer	3 2	279	N	Gardner-Webb	1 3				
				198	A	Chattanooga	2 3	225	A	Western Caro.	1 3	292	H	Charleston So.	2 3				
				97	A	ETSU	1 3	130	A	UNCG	0 3	293	N	Hampton	1 3				
				184	H	Wofford	1 3	331	H	South Carolina St.	3 0	311	H	Alabama A&M	3 1				
				238	H	Samford	1 3	107	H	Furman	1 3	314	N	Tennessee Tech	2 3				

Non-Div. I Games:

The Citadel

RPI	S	Opponent	Score	
329	H	Savannah St.	3	0
331	H	South Carolina St.	3	0

The Citadel

T
h
e
C
i
t
a
d
e
l

T
h
e
C
i
t
a
d
e
l

Average RPI Win: 314		WON-LOST	WINNING	LAST 10	STRENGTH OF	OPP. STRENGTH	TEAM	ADJ	CONF.	ADJ CONF.		
Average RPI Loss: 187		RECORD	PCT. RANK	GAMES	SCHEDULE	OF SCHEDULE	RPI	RPI	RPI	RPI		
DIV. I ONLY		12- 17	.41379	217	3- 7	325	298	306	.38803	307	19	19
DIV. I NON-CONF.		10- 7	.58824	126	2- 0	333	334	307	.38334	308	20	20
<hr/>												
TOTALS		RPI 1-25		RPI 26-50		W-L RECORDS		RPI 51-100		RPI 101-150		RPI 150+
12- 17		0- 0		0- 0		OVERALL		0- 4		0- 3		12- 10
6- 5		0- 0		0- 0		HOME		0- 2		0- 2		6- 1
4- 6		0- 0		0- 0		AWAY		0- 2		0- 1		4- 3
2- 6		0- 0		0- 0		NEUTRAL		0- 0		0- 0		2- 6
10- 7		0- 0		0- 0		NON-CONFERENCE		0- 0		0- 0		10- 7
4- 0		0- 0		0- 0		HOME		0- 0		0- 0		4- 0
4- 1		0- 0		0- 0		AWAY		0- 0		0- 0		4- 1
2- 6		0- 0		0- 0		NEUTRAL		0- 0		0- 0		2- 6
2- 10		0- 0		0- 0		CONFERENCE		0- 4		0- 3		2- 3
2- 5		0- 0		0- 0		HOME		0- 2		0- 2		2- 1
0- 5		0- 0		0- 0		AWAY		0- 2		0- 1		0- 2
0- 0		0- 0		0- 0		NEUTRAL		0- 0		0- 0		0- 0
RPI	S	Opponent	Score	RPI	S	Opponent	Score	RPI	S	Opponent	Score	
						56 A Kennesaw St.	0 3			125 A FGCU	0 3	
						56 H Kennesaw St.	0 3			125 H FGCU	0 3	
						80 A Lipscomb	0 3			136 H Jacksonville	0 3	
						80 H Lipscomb	0 3			165 N Central Conn. St.	1 3	
										204 N Niagara	0 3	
										219 N UMES	2 3	
										226 N La Salle	0 3	
										256 A USC Upstate	1 3	
										256 H USC Upstate	2 3	
										263 H North Florida	3 1	
										287 H Iona	3 0	
										287 N Iona	2 3	
										297 A Stetson	2 3	
										297 H Stetson	3 2	
										302 A Hartford	1 3	
										303 N UMass Lowell	2 3	
										310 A St. Francis Brooklyn	3 1	
										316 A Lafayette	3 0	
										322 H Fairleigh Dickinson	3 1	
										322 N Fairleigh Dickinson	3 0	
										326 H Delaware St.	3 0	
										330 A Manhattan	3 1	
										333 A Saint Peter's	3 0	
										333 H Saint Peter's	3 0	
										333 N Saint Peter's	3 1	
LAST 10 GAMES				LAST 10 GAMES								
						297 H Stetson	3 2			256 A USC Upstate	1 3	
						125 H FGCU	0 3			56 A Kennesaw St.	0 3	
						80 H Lipscomb	0 3			80 A Lipscomb	0 3	
						56 H Kennesaw St.	0 3			326 H Delaware St.	3 0	
						333 H Saint Peter's	3 0			125 A FGCU	0 3	

Non-Div. I Games:

NJIT

Average RPI Win:	313	WON-LOST	WINNING	LAST 10	STRENGTH OF	OPP. STRENGTH	TEAM	ADJ	CONF.	ADJ CONF.		
Average RPI Loss:	183	RECORD	PCT. RANK	GAMES	SCHEDULE	OF SCHEDULE	RPI	RPI	RPI	RPI		
DIV. I ONLY		5- 26	.16129	316	1- 9	232	285	311	.38645	308	25	25
DIV. I NON-CONF.		4- 13	.23529	275	0- 0	232	312	303	.39487	302	23	22
<hr/>												
TOTALS	RPI 1-25	RPI 26-50		W-L RECORDS		RPI 51-100		RPI 101-150		RPI 150+		
5- 26	0- 0	0- 1		OVERALL		0- 4		0- 6		5- 15		
0- 10	0- 0	0- 0		HOME		0- 3		0- 2		0- 5		
1- 11	0- 0	0- 1		AWAY		0- 1		0- 3		1- 6		
4- 5	0- 0	0- 0		NEUTRAL		0- 0		0- 1		4- 4		
4- 13	0- 0	0- 1		NON-CONFERENCE		0- 1		0- 2		4- 9		
0- 3	0- 0	0- 0		HOME		0- 1		0- 0		0- 2		
0- 5	0- 0	0- 1		AWAY		0- 0		0- 1		0- 3		
4- 5	0- 0	0- 0		NEUTRAL		0- 0		0- 1		4- 4		
1- 13	0- 0	0- 0		CONFERENCE		0- 3		0- 4		1- 6		
0- 7	0- 0	0- 0		HOME		0- 2		0- 2		0- 3		
1- 6	0- 0	0- 0		AWAY		0- 1		0- 2		1- 3		
0- 0	0- 0	0- 0		NEUTRAL		0- 0		0- 0		0- 0		
RPI	S	Opponent	Score	RPI	S	Opponent	Score	RPI	S	Opponent	Score	
				45	A	Arkansas	0 3	74	H	Texas St.	0 3	
								88	H	SFA	0 3	
								93	A	Arkansas St.	0 3	
								93	H	Arkansas St.	0 3	
										105	H Coastal Caro.	0 3
										117	A South Ala.	1 3
										134	A Southern Miss.	0 3
										141	N Murray St.	0 3
										150	A Louisiana	0 3
										150	H Louisiana	1 3
										167	N Utah St.	0 3
										198	A Chattanooga	0 3
										199	N Sam Houston St.	0 3
										216	A Jacksonville St.	0 3
										224	N CSU Bakersfield	0 3
										228	H UT Arlington	0 3
										232	H Appalachian St.	0 3
										236	N UT Martin	2 3
										241	H Northwestern St.	2 3
										249	A Little Rock	2 3
										249	H Little Rock	0 3
										265	A Memphis	0 3
										276	A Georgia St.	2 3
										281	H Louisiana Tech	1 3
										290	A Troy	3 2
										298	A Ga. Southern	0 3
										299	N N.C. A&T	3 0
										315	N Nicholls St.	3 0
										328	N Mississippi Val.	3 0
										334	N Alcorn	3 0
LAST 10 GAMES												
				117	A	South Ala.	1 3	105	H	Coastal Caro.	0 3	
				290	A	Troy	3 2	249	A	Little Rock	2 3	
				228	H	UT Arlington	0 3	93	A	Arkansas St.	0 3	
				74	H	Texas St.	0 3	150	A	Louisiana	0 3	
				232	H	Appalachian St.	0 3	150	H	Louisiana	1 3	

Non-Div. I Games:

La.-Monroe

Average RPI Win:	315	WON-LOST RECORD	WINNING PCT. RANK	LAST 10 GAMES	STRENGTH OF SCHEDULE	OPP. STRENGTH OF SCHEDULE	TEAM RPI	ADJ RPI	CONF. RPI	ADJ CONF. RPI			
DIV. I ONLY		4- 23	.14815	318	1- 9	218	281	310	.38583	309	23	23	
DIV. I NON-CONF.		3- 10	.23077	276	0- 0	304	300	313	.36558	313	27	27	
<hr/>													
TOTALS	RPI 1-25	RPI 26-50		W-L RECORDS		RPI 51-100		RPI 101-150		RPI 150+			
4- 23	0- 0	0- 0		OVERALL		0- 5		0- 3		4- 15			
3- 6	0- 0	0- 0		HOME		0- 2		0- 1		3- 3			
0- 12	0- 0	0- 0		AWAY		0- 2		0- 2		0- 8			
1- 5	0- 0	0- 0		NEUTRAL		0- 1		0- 0		1- 4			
<hr/>													
3- 10	0- 0	0- 0		NON-CONFERENCE		0- 1		0- 1		3- 8			
2- 1	0- 0	0- 0		HOME		0- 0		0- 0		2- 1			
0- 4	0- 0	0- 0		AWAY		0- 0		0- 1		0- 3			
1- 5	0- 0	0- 0		NEUTRAL		0- 1		0- 0		1- 4			
<hr/>													
1- 13	0- 0	0- 0		CONFERENCE		0- 4		0- 2		1- 7			
1- 5	0- 0	0- 0		HOME		0- 2		0- 1		1- 2			
0- 8	0- 0	0- 0		AWAY		0- 2		0- 1		0- 5			
0- 0	0- 0	0- 0		NEUTRAL		0- 0		0- 0		0- 0			
<hr/>													
RPI S	Opponent	Score	RPI S	Opponent	Score	RPI S	Opponent	Score	RPI S	Opponent	Score		
						76 A	Navy	0	3	102 A	Colgate	1	3
						76 H	Navy	0	3	102 H	Colgate	0	3
						81 A	American	0	3	121 A	St. John's (NY)	0	3
						81 H	American	0	3	163 A	Providence	1	3
						86 N	Sacramento St.	1	3	172 A	Bryant	0	3
						174 A	Army West Point	1	3				
						174 H	Army West Point	0	3				
						175 A	Lehigh	0	3				
						175 H	Lehigh	1	3				
						214 N	New Hampshire	0	3				
						230 A	Bucknell	2	3				
						237 N	UMBC	1	3				
						242 A	George Washington	0	3				
						260 N	Delaware	0	3				
						274 H	Brown	1	3				
						277 A	Loyola Maryland	0	3				
						291 N	Rider	3	1				
						310 N	St. Francis Brooklyn	2	3				
						316 A	Lafayette	1	3				
						316 H	Lafayette	3	0				
322 H	Fairleigh Dickinson	3	0										
330 H	Manhattan	3	0										
<hr/>													
			LAST 10 GAMES										
102 A Colgate			1	3	175 H Lehigh			1	3				
174 A Army West Point			1	3	230 A Bucknell			2	3				
81 A American			0	3	277 A Loyola Maryland			0	3				
76 A Navy			0	3	174 H Army West Point			0	3				
316 H Lafayette			3	0	102 H Colgate			0	3				

Non-Div. I Games:

Holy Cross

Average RPI Win:	298	WON-LOST	WINNING	LAST 10	STRENGTH OF	OPP. STRENGTH	TEAM	ADJ	CONF.	ADJ CONF.				
Average RPI Loss:	214	RECORD	PCT. RANK	GAMES	SCHEDULE	OF SCHEDULE	RPI	RPI	RPI	RPI				
DIV. I ONLY		7- 20	.25926	288	1- 9	285	307	309	.3841	310	28	28		
DIV. I NON-CONF.		6- 9	.4	223	0- 0	321	330	306	.38614	307	29	29		
<hr/>														
TOTALS	RPI 1-25	RPI 26-50		W-L RECORDS		RPI 51-100		RPI 101-150		RPI 150+				
7- 20	0- 0	0- 0		OVERALL		0- 0		0- 2		7- 18				
3- 6	0- 0	0- 0		HOME		0- 0		0- 1		3- 5				
1- 11	0- 0	0- 0		AWAY		0- 0		0- 1		1- 9				
3- 3	0- 0	0- 0		NEUTRAL		0- 0		0- 0		3- 3				
<hr/>														
6- 9	0- 0	0- 0		NON-CONFERENCE		0- 0		0- 0		6- 9				
2- 2	0- 0	0- 0		HOME		0- 0		0- 0		2- 2				
1- 4	0- 0	0- 0		AWAY		0- 0		0- 0		1- 4				
3- 3	0- 0	0- 0		NEUTRAL		0- 0		0- 0		3- 3				
<hr/>														
1- 11	0- 0	0- 0		CONFERENCE		0- 0		0- 2		1- 9				
1- 4	0- 0	0- 0		HOME		0- 0		0- 1		1- 3				
0- 7	0- 0	0- 0		AWAY		0- 0		0- 1		0- 6				
0- 0	0- 0	0- 0		NEUTRAL		0- 0		0- 0		0- 0				
<hr/>														
RPI S	Opponent	Score	RPI S	Opponent	Score	RPI S	Opponent	Score	RPI S	Opponent	Score			
									126 A	LIU Brooklyn	0	3		
									126 H	LIU Brooklyn	0	3		
									154 N	Central Mich.	0	3		
									163 A	Providence	0	3		
									165 A	Central Conn. St.	1	3		
									165 H	Central Conn. St.	0	3		
									172 A	Bryant	0	3		
									172 H	Bryant	0	3		
									174 A	Army West Point	0	3		
									211 A	Sacred Heart	0	3		
									213 A	Columbia	1	3		
									219 H	UMES	0	3		
									227 A	Robert Morris	1	3		
									227 H	Robert Morris	3	1		
									243 N	Fordham	0	3		
									252 N	Marist	3	2		
									266 A	Saint Francis (PA)	0	3		
									266 H	Saint Francis (PA)	2	3		
									291 A	Rider	0	3		
									291 N	Rider	0	3		
									302 N	Hartford	3	0		
									307 H	NJIT	1	3		
									309 N	Holy Cross	3	2		
									322 A	Fairleigh Dickinson	0	3		
									330 H	Manhattan	3	1		
									333 A	Saint Peter's	3	0		
333 H	Saint Peter's	3	0											
<hr/>														
			LAST 10 GAMES											
			126 H LIU Brooklyn			0 3			211 A Sacred Heart			0 3		
			165 H Central Conn. St.			0 3			322 A Fairleigh Dickinson			0 3		
			172 H Bryant			0 3			227 H Robert Morris			3 1		
			227 A Robert Morris			1 3			266 H Saint Francis (PA)			2 3		
			266 A Saint Francis (PA)			0 3			126 A LIU Brooklyn			0 3		

Non-Div. I Games:

St. Francis Brooklyn

Average RPI Win:	323	WON-LOST RECORD	WINNING PCT. RANK	LAST 10 GAMES	STRENGTH OF SCHEDULE	OPP. STRENGTH OF SCHEDULE	TEAM RPI	ADJ RPI	CONF. RPI	ADJ CONF. RPI		
DIV. I ONLY		14- 18	.4375	199	6- 4	318	332	308	.37869	311	32	32
DIV. I NON-CONF.		0- 14	0	320	0- 1	269	323	328	.31039	329	32	32
<hr/>												
TOTALS	RPI 1-25	RPI 26-50	W-L RECORDS			RPI 51-100	RPI 101-150	RPI 150+				
14- 18	0- 0	0- 0	OVERALL			0- 1	0- 0	14- 17				
3- 3	0- 0	0- 0	HOME			0- 1	0- 0	3- 2				
4- 6	0- 0	0- 0	AWAY			0- 0	0- 0	4- 6				
7- 9	0- 0	0- 0	NEUTRAL			0- 0	0- 0	7- 9				
0- 14	0- 0	0- 0	NON-CONFERENCE			0- 1	0- 0	0- 13				
0- 2	0- 0	0- 0	HOME			0- 1	0- 0	0- 1				
0- 5	0- 0	0- 0	AWAY			0- 0	0- 0	0- 5				
0- 7	0- 0	0- 0	NEUTRAL			0- 0	0- 0	0- 7				
14- 4	0- 0	0- 0	CONFERENCE			0- 0	0- 0	14- 4				
3- 1	0- 0	0- 0	HOME			0- 0	0- 0	3- 1				
4- 1	0- 0	0- 0	AWAY			0- 0	0- 0	4- 1				
7- 2	0- 0	0- 0	NEUTRAL			0- 0	0- 0	7- 2				
RPI S	Opponent	Score	RPI S	Opponent	Score	RPI S	Opponent	Score	RPI S	Opponent	Score	
						57 H	Austin Peay	0 3	183 A	Eastern Ill.	0 3	
									206 A	Alabama St.	0 3	
									206 H	Alabama St.	0 3	
									216 A	Jacksonville St.	0 3	
									216 H	Jacksonville St.	2 3	
									216 N	Jacksonville St.	0 3	
									233 N	Winthrop	0 3	
									264 A	Mercer	0 3	
									264 A	Mercer	1 3	
									285 N	Chicago St.	0 3	
									292 N	Charleston So.	0 3	
									294 N	Western Ill.	0 3	
									299 N	N.C. A&T	0 3	
									304 A	Texas Southern	3 1	
									304 N	Texas Southern	1 3	
									306 A	The Citadel	1 3	
									317 N	Southern U.	3 1	
									317 N	Southern U.	3 0	
									320 N	Ark.-Pine Bluff	3 1	
									320 N	Ark.-Pine Bluff	1 3	
									323 N	Prairie View	3 0	
									323 N	Prairie View	3 0	
									324 N	Grambling	3 0	
									324 N	Grambling	3 0	
									325 A	Jackson St.	3 0	
									325 H	Jackson St.	3 1	
									328 A	Mississippi Val.	3 1	

Non-Div. I Games:

Alabama A&M

RPI	S	Opponent	Score	
328	H	Mississippi Val.	3	0
329	N	Savannah St.	0	3
334	A	Alcorn	3	0
334	H	Alcorn	3	0

Alabama A&M

A
l
a
b
a
m
a
A
&
M

A
l
a
b
a
m
a
A
&
M

Average RPI Win:	303	WON-LOST	WINNING	LAST 10	STRENGTH OF	OPP. STRENGTH	TEAM	ADJ	CONF.	ADJ CONF.	
Average RPI Loss:	187	RECORD	PCT. RANK	GAMES	SCHEDULE	OF SCHEDULE	RPI	RPI	RPI	RPI	
DIV. I ONLY	4- 21	.16	317	1- 9	292	244	315	.37112	312	27	27
DIV. I NON-CONF.	2- 8	.2	292	0- 0	235	223	302	.39493	301	24	24
<hr/>											
TOTALS	RPI 1-25	RPI 26-50		W-L RECORDS		RPI 51-100		RPI 101-150		RPI 150+	
4- 21	0- 0	0- 0		OVERALL		0- 3		0- 6		4- 12	
2- 7	0- 0	0- 0		HOME		0- 2		0- 0		2- 5	
1- 9	0- 0	0- 0		AWAY		0- 1		0- 2		1- 6	
1- 5	0- 0	0- 0		NEUTRAL		0- 0		0- 4		1- 1	
<hr/>											
2- 8	0- 0	0- 0		NON-CONFERENCE		0- 1		0- 4		2- 3	
1- 0	0- 0	0- 0		HOME		0- 0		0- 0		1- 0	
0- 3	0- 0	0- 0		AWAY		0- 1		0- 0		0- 2	
1- 5	0- 0	0- 0		NEUTRAL		0- 0		0- 4		1- 1	
<hr/>											
2- 13	0- 0	0- 0		CONFERENCE		0- 2		0- 2		2- 9	
1- 7	0- 0	0- 0		HOME		0- 2		0- 0		1- 5	
1- 6	0- 0	0- 0		AWAY		0- 0		0- 2		1- 4	
0- 0	0- 0	0- 0		NEUTRAL		0- 0		0- 0		0- 0	
<hr/>											
RPI S	Opponent	Score	RPI S	Opponent	Score	RPI S	Opponent	Score	RPI S	Opponent	Score
						63 H	Central Ark.	0 3	119 N	Arizona St.	0 3
						88 H	SFA	1 3	128 A	A&M-Corpus Christi	0 3
						91 A	Texas Tech	0 3	133 A	Houston Baptist	0 3
									136 N	Jacksonville	1 3
									137 N	UC Davis	0 3
									149 N	UTRGV	0 3
									185 H	McNeese	1 3
									191 N	UC Riverside	0 3
									199 A	Sam Houston St.	0 3
									203 A	Abilene Christian	1 3
									228 A	UT Arlington	0 3
									241 H	Northwestern St.	0 3
									255 A	Clemson	0 3
									267 A	Incarnate Word	0 3
									267 H	Incarnate Word	0 3
									268 A	New Orleans	1 3
									268 H	New Orleans	2 3
									286 N	Bethune-Cookman	3 1
									301 A	Southeastern La.	3 2
									301 H	Southeastern La.	3 1
			315 H	Nicholls St.	1 3						
			323 H	Prairie View	3 0						
<hr/>											
			LAST 10 GAMES								
			203 A	Abilene Christian	1 3	185 H	McNeese	1 3			
			199 A	Sam Houston St.	0 3	315 H	Nicholls St.	1 3			
			267 H	Incarnate Word	0 3	268 H	New Orleans	2 3			
			268 A	New Orleans	1 3	267 A	Incarnate Word	0 3			
			301 A	Southeastern La.	3 2	128 A	A&M-Corpus Christi	0 3			

Non-Div. I Games:

Lamar University

Average RPI Win: 233		WON-LOST	WINNING	LAST 10	STRENGTH OF		OPP. STRENGTH	TEAM	ADJ	CONF.	ADJ CONF.
Average RPI Loss: 187		RECORD	PCT. RANK	GAMES	SCHEDULE		OF SCHEDULE	RPI	RPI	RPI	RPI
DIV. I ONLY		2- 23	.08 330	0- 10	234		238	317	.36946 313	22	22
DIV. I NON-CONF.		2- 11	.15385 304	0- 0	249		233	310	.37788 310	19	19
TOTALS		RPI 1-25	RPI 26-50	W-L RECORDS	RPI 51-100		RPI 101-150	RPI 150+			
2- 23	0- 0		0- 0	OVERALL	0- 3		0- 3	2- 17			
0- 9	0- 0		0- 0	HOME	0- 1		0- 1	0- 7			
1- 9	0- 0		0- 0	AWAY	0- 2		0- 2	1- 5			
1- 5	0- 0		0- 0	NEUTRAL	0- 0		0- 0	1- 5			
2- 11	0- 0		0- 0	NON-CONFERENCE	0- 1		0- 0	2- 10			
0- 3	0- 0		0- 0	HOME	0- 0		0- 0	0- 3			
1- 3	0- 0		0- 0	AWAY	0- 1		0- 0	1- 2			
1- 5	0- 0		0- 0	NEUTRAL	0- 0		0- 0	1- 5			
0- 12	0- 0		0- 0	CONFERENCE	0- 2		0- 3	0- 7			
0- 6	0- 0		0- 0	HOME	0- 1		0- 1	0- 4			
0- 6	0- 0		0- 0	AWAY	0- 1		0- 2	0- 3			
0- 0	0- 0		0- 0	NEUTRAL	0- 0		0- 0	0- 0			
RPI S	Opponent	Score	RPI S	Opponent	Score	RPI S	Opponent	Score	RPI S	Opponent	Score
						59 A	Denver	0 3	112 A	Oral Roberts	0 3
						59 H	Denver	0 3	112 H	Oral Roberts	0 3
						87 A	North Dakota	0 3	138 A	South Dakota	0 3
									156 A	Ill.-Chicago	0 3
									159 A	North Dakota St.	0 3
									159 H	North Dakota St.	0 3
									171 H	Valparaiso	0 3
									173 H	Northern Ariz.	0 3
									178 N	Virginia Tech	0 3
									209 A	Milwaukee	3 0
									220 N	Idaho St.	1 3
									222 H	Fort Wayne	0 3
									224 H	CSU Bakersfield	2 3
									232 N	Appalachian St.	1 3
									235 A	Omaha	0 3
									235 H	Omaha	0 3
									242 N	George Washington	0 3
									257 N	UMKC	3 1
									259 A	Bradley	0 3
									275 N	Grand Canyon	0 3
									294 A	Western Ill.	2 3
									294 H	Western Ill.	1 3
LAST 10 GAMES											
				294 H	Western Ill.	1 3	222 H	Fort Wayne	0 3		
				112 A	Oral Roberts	0 3	138 A	South Dakota	0 3		
				59 A	Denver	0 3	294 A	Western Ill.	2 3		
				235 H	Omaha	0 3	59 H	Denver	0 3		
				159 A	North Dakota St.	0 3	112 H	Oral Roberts	0 3		

Non-Div. I Games:

South Dakota St.

Average RPI Win:		310	WON-LOST RECORD		WINNING PCT. RANK		LAST 10 GAMES		STRENGTH OF SCHEDULE		OPP. STRENGTH OF SCHEDULE		TEAM RPI		ADJ RPI		CONF. RPI		ADJ CONF. RPI	
DIV. I ONLY			3- 23		.11538	325	0- 10		244		282		316		.36941	314	24		24	
DIV. I NON-CONF.			2- 10		.16667	297	0- 0		305		269		316		.35101	316	26		26	
TOTALS		RPI 1-25		RPI 26-50		W-L RECORDS		RPI 51-100		RPI 101-150		RPI 150+								
3- 23		0- 0		0- 0		OVERALL		0- 3		0- 1		3- 19								
0- 8		0- 0		0- 0		HOME		0- 1		0- 1		0- 6								
1- 9		0- 0		0- 0		AWAY		0- 1		0- 0		1- 8								
2- 6		0- 0		0- 0		NEUTRAL		0- 1		0- 0		2- 5								
2- 10		0- 0		0- 0		NON-CONFERENCE		0- 1		0- 0		2- 9								
0- 0		0- 0		0- 0		HOME		0- 0		0- 0		0- 0								
0- 4		0- 0		0- 0		AWAY		0- 0		0- 0		0- 4								
2- 6		0- 0		0- 0		NEUTRAL		0- 1		0- 0		2- 5								
1- 13		0- 0		0- 0		CONFERENCE		0- 2		0- 1		1- 10								
0- 8		0- 0		0- 0		HOME		0- 1		0- 1		0- 6								
1- 5		0- 0		0- 0		AWAY		0- 1		0- 0		1- 4								
0- 0		0- 0		0- 0		NEUTRAL		0- 0		0- 0		0- 0								
RPI	S	Opponent	Score	RPI	S	Opponent	Score	RPI	S	Opponent	Score	RPI	S	Opponent	Score					
								57	H	Austin Peay	0 3	141	H	Murray St.	0 3					
								79	N	West Virginia	0 3	153	H	Belmont	1 3					
								83	A	SIUE	0 3	155	A	Campbell	0 3					
												158	N	New Mexico	1 3					
												160	N	Harvard	0 3					
												183	A	Eastern Ill.	0 3					
												195	A	Eastern Ky.	2 3					
												195	H	Eastern Ky.	0 3					
												207	A	Toledo	0 3					
												216	A	Jacksonville St.	0 3					
												216	H	Jacksonville St.	0 3					
												226	N	La Salle	0 3					
												229	A	Wright St.	1 3					
												236	A	UT Martin	1 3					
												248	H	Tennessee St.	0 3					
												277	N	Loyola Maryland	1 3					
												280	H	Southeast Mo. St.	0 3					
												284	A	Akron	0 3					
												289	N	Youngstown St.	0 3					
												296	A	Morehead St.	3 1					
												296	H	Morehead St.	0 3					
												306	N	The Citadel	3 2					
												327	N	N.C. Central	3 0					
LAST 10 GAMES				195 H Eastern Ky.				0 3	183 A Eastern Ill.				0 3	327 N N.C. Central				3 0		
				296 H Morehead St.				0 3	141 H Murray St.				0 3							
				280 H Southeast Mo. St.				0 3	57 H Austin Peay				0 3							
				216 A Jacksonville St.				0 3	248 H Tennessee St.				0 3							
				83 A SIUE				0 3	153 H Belmont				1 3							

Non-Div. I Games:

Tennessee Tech

Average RPI Win: 293		WON-LOST	WINNING	LAST 10	STRENGTH OF		OPP. STRENGTH	TEAM	ADJ	CONF.	ADJ CONF.
Average RPI Loss: 188		RECORD	PCT. RANK	GAMES	SCHEDULE		OF SCHEDULE	RPI	RPI	RPI	RPI
DIV. I ONLY		4- 23	.14815 318	2- 8	277		268	314	.36871 315	27	27
DIV. I NON-CONF.		2- 11	.15385 304	0- 0	294		257	315	.35218 315	24	24
TOTALS		RPI 1-25	RPI 26-50	W-L RECORDS	RPI 51-100		RPI 101-150	RPI 150+			
4- 23	0- 0		0- 1	OVERALL	0- 2		0- 7	4- 13			
2- 7	0- 0		0- 0	HOME	0- 1		0- 1	2- 5			
1- 9	0- 0		0- 0	AWAY	0- 1		0- 4	1- 4			
1- 7	0- 0		0- 1	NEUTRAL	0- 0		0- 2	1- 4			
2- 11	0- 0		0- 1	NON-CONFERENCE	0- 0		0- 5	2- 5			
1- 0	0- 0		0- 0	HOME	0- 0		0- 0	1- 0			
0- 4	0- 0		0- 0	AWAY	0- 0		0- 3	0- 1			
1- 7	0- 0		0- 1	NEUTRAL	0- 0		0- 2	1- 4			
2- 12	0- 0		0- 0	CONFERENCE	0- 2		0- 2	2- 8			
1- 7	0- 0		0- 0	HOME	0- 1		0- 1	1- 5			
1- 5	0- 0		0- 0	AWAY	0- 1		0- 1	1- 3			
0- 0	0- 0		0- 0	NEUTRAL	0- 0		0- 0	0- 0			
RPI S	Opponent	Score	RPI S	Opponent	Score	RPI S	Opponent	Score	RPI S	Opponent	Score
			30 N	Miami (FL)	0 3	63 H	Central Ark.	1 3	127 N	Oklahoma	0 3
						88 A	SFA	0 3	128 A	A&M-Corpus Christi	1 3
									133 H	Houston Baptist	0 3
									134 A	Southern Miss.	0 3
									134 N	Southern Miss.	0 3
									145 A	Tulane	0 3
									150 A	Louisiana	1 3
									185 A	McNeese	0 3
									185 H	McNeese	0 3
									199 A	Sam Houston St.	0 3
									199 H	Sam Houston St.	0 3
									203 H	Abilene Christian	3 2
									216 N	Jacksonville St.	1 3
									236 N	UT Martin	0 3
									241 H	Northwestern St.	1 3
									265 A	Memphis	0 3
									267 A	Incarnate Word	1 3
									268 H	New Orleans	2 3
									301 H	Southeastern La.	1 3
									308 N	La.-Monroe	0 3
									312 A	Lamar University	3 1
									325 N	Jackson St.	1 3
									328 H	Mississippi Val.	3 0
									328 N	Mississippi Val.	3 1
				LAST 10 GAMES							
			268 H	New Orleans	2 3	241 H	Northwestern St.	1 3			
			301 H	Southeastern La.	1 3	63 H	Central Ark.	1 3			
			185 H	McNeese	0 3	203 H	Abilene Christian	3 2			
			88 A	SFA	0 3	199 H	Sam Houston St.	0 3			
			312 A	Lamar University	3 1	267 A	Incarnate Word	1 3			

Non-Div. I Games:

Nicholls St.

Average RPI Win:	312	WON-LOST RECORD	WINNING PCT. RANK	LAST 10 GAMES	STRENGTH OF SCHEDULE	OPP. STRENGTH OF SCHEDULE	TEAM RPI	ADJ RPI	CONF. RPI	ADJ CONF. RPI	
DIV. I ONLY		5- 22	.18519 313	2- 8	280	295	313	.36762 316	23	23	
DIV. I NON-CONF.		3- 10	.23077 276	1- 0	328	327	325	.32358 325	27	27	
<hr/>											
TOTALS	RPI 1-25	RPI 26-50		W-L RECORDS		RPI 51-100		RPI 101-150		RPI 150+	
5- 22	0- 0	0- 0		OVERALL		0- 5		0- 1		5- 16	
3- 10	0- 0	0- 0		HOME		0- 2		0- 1		3- 7	
1- 8	0- 0	0- 0		AWAY		0- 3		0- 0		1- 5	
1- 4	0- 0	0- 0		NEUTRAL		0- 0		0- 0		1- 4	
3- 10	0- 0	0- 0		NON-CONFERENCE		0- 1		0- 0		3- 9	
1- 4	0- 0	0- 0		HOME		0- 0		0- 0		1- 4	
1- 2	0- 0	0- 0		AWAY		0- 1		0- 0		1- 1	
1- 4	0- 0	0- 0		NEUTRAL		0- 0		0- 0		1- 4	
2- 12	0- 0	0- 0		CONFERENCE		0- 4		0- 1		2- 7	
2- 6	0- 0	0- 0		HOME		0- 2		0- 1		2- 3	
0- 6	0- 0	0- 0		AWAY		0- 2		0- 0		0- 4	
0- 0	0- 0	0- 0		NEUTRAL		0- 0		0- 0		0- 0	
RPI S	Opponent	Score	RPI S	Opponent	Score	RPI S	Opponent	Score	RPI S	Opponent	Score
						65 A	Towson	0 3	102 H	Colgate	1 3
						76 A	Navy	0 3	165 H	Central Conn. St.	0 3
						76 H	Navy	0 3	174 A	Army West Point	1 3
						81 A	American	0 3	174 H	Army West Point	0 3
						81 H	American	0 3	175 A	Lehigh	1 3
									175 H	Lehigh	0 3
									205 N	Eastern Mich.	1 3
									226 A	La Salle	0 3
									230 A	Bucknell	0 3
									230 H	Bucknell	1 3
									266 H	Saint Francis (PA)	0 3
									273 N	George Mason	0 3
									277 H	Loyola Maryland	3 1
									283 N	Cal St. Fullerton	0 3
									305 N	Quinnipiac	0 3
									307 H	NJIT	0 3
									309 A	Holy Cross	0 3
									309 H	Holy Cross	3 1
									321 A	Coppin St.	3 1
									322 H	Fairleigh Dickinson	3 1
									332 H	Norfolk St.	1 3
									333 N	Saint Peter's	3 0
			LAST 10 GAMES								
			76 H	Navy	0 3	174 A	Army West Point	1 3			
			81 H	American	0 3	102 H	Colgate	1 3			
			230 H	Bucknell	1 3	277 H	Loyola Maryland	3 1			
			175 H	Lehigh	0 3	321 A	Coppin St.	3 1			
			309 A	Holy Cross	0 3	81 A	American	0 3			

Non-Div. I Games:

Lafayette

Average RPI Win: 324		WON-LOST	WINNING	LAST 10	STRENGTH OF		OPP. STRENGTH	TEAM	ADJ	CONF.	ADJ CONF.
Average RPI Loss: 216		RECORD	PCT. RANK	GAMES	SCHEDULE		OF SCHEDULE	RPI	RPI	RPI	RPI
DIV. I ONLY		8- 19	.2963	269	3- 7		306	323	312	.36478	317
DIV. I NON-CONF.		0- 10	0	320	0- 0		97	167	300	.39955	299
TOTALS		RPI 1-25	RPI 26-50		W-L RECORDS		RPI 51-100		RPI 101-150		RPI 150+
8- 19		0- 0	0- 0		OVERALL		0- 3		0- 3		8- 13
3- 0		0- 0	0- 0		HOME		0- 0		0- 0		3- 0
1- 7		0- 0	0- 0		AWAY		0- 2		0- 0		1- 5
4- 12		0- 0	0- 0		NEUTRAL		0- 1		0- 3		4- 8
0- 10		0- 0	0- 0		NON-CONFERENCE		0- 3		0- 3		0- 4
0- 0		0- 0	0- 0		HOME		0- 0		0- 0		0- 0
0- 3		0- 0	0- 0		AWAY		0- 2		0- 0		0- 1
0- 7		0- 0	0- 0		NEUTRAL		0- 1		0- 3		0- 3
8- 9		0- 0	0- 0		CONFERENCE		0- 0		0- 0		8- 9
3- 0		0- 0	0- 0		HOME		0- 0		0- 0		3- 0
1- 4		0- 0	0- 0		AWAY		0- 0		0- 0		1- 4
4- 5		0- 0	0- 0		NEUTRAL		0- 0		0- 0		4- 5
RPI S	Opponent	Score	RPI S	Opponent	Score	RPI S	Opponent	Score	RPI S	Opponent	Score
						54 A	Alabama	0 3	104 N	UCF	0 3
						63 A	Central Ark.	0 3	112 N	Oral Roberts	0 3
						93 N	Arkansas St.	0 3	141 N	Murray St.	0 3
									185 N	McNeese	0 3
									200 N	Houston	0 3
									206 A	Alabama St.	0 3
									206 N	Alabama St.	2 3
									228 A	UT Arlington	0 3
									290 N	Troy	0 3
									304 A	Texas Southern	1 3
									304 H	Texas Southern	3 1
									311 N	Alabama A&M	1 3
									311 N	Alabama A&M	0 3
									320 A	Ark.-Pine Bluff	0 3
									320 H	Ark.-Pine Bluff	3 2
									323 A	Prairie View	1 3
									323 H	Prairie View	3 1
									324 A	Grambling	3 2
									325 N	Jackson St.	3 2
									325 N	Jackson St.	2 3
									328 N	Mississippi Val.	3 1
									328 N	Mississippi Val.	1 3
									334 N	Alcorn	3 0
									334 N	Alcorn	3 1
LAST 10 GAMES											
						324 A	Grambling	3 2	328 N	Mississippi Val.	1 3
						320 H	Ark.-Pine Bluff	3 2	311 N	Alabama A&M	0 3
						323 A	Prairie View	1 3	334 N	Alcorn	3 1
						304 A	Texas Southern	1 3	206 A	Alabama St.	0 3
						325 N	Jackson St.	2 3	320 A	Ark.-Pine Bluff	0 3

Non-Div. I Games:

Southern U.

S
i
e
n
a

Siena

Average RPI Win: 322		WON-LOST	WINNING	LAST 10	STRENGTH OF		OPP. STRENGTH	TEAM	ADJ		CONF.	ADJ CONF.
Average RPI Loss: 228		RECORD	PCT. RANK	GAMES	SCHEDULE		OF SCHEDULE	RPI	RPI		RPI	RPI
DIV. I ONLY		6- 17	.26087	286	5- 5		317	306	321		319	31
DIV. I NON-CONF.		1- 12	.07692	316	0- 0		295	254	322		321	31
TOTALS		RPI 1-25	RPI 26-50		W-L RECORDS		RPI 51-100		RPI 101-150		RPI 150+	
6- 17		0- 0	0- 0		OVERALL		0- 1		0- 1		6- 15	
3- 3		0- 0	0- 0		HOME		0- 0		0- 0		3- 3	
2- 8		0- 0	0- 0		AWAY		0- 1		0- 1		2- 6	
1- 6		0- 0	0- 0		NEUTRAL		0- 0		0- 0		1- 6	
1- 12		0- 0	0- 0		NON-CONFERENCE		0- 1		0- 1		1- 10	
0- 1		0- 0	0- 0		HOME		0- 0		0- 0		0- 1	
0- 5		0- 0	0- 0		AWAY		0- 1		0- 1		0- 3	
1- 6		0- 0	0- 0		NEUTRAL		0- 0		0- 0		1- 6	
5- 5		0- 0	0- 0		CONFERENCE		0- 0		0- 0		5- 5	
3- 2		0- 0	0- 0		HOME		0- 0		0- 0		3- 2	
2- 3		0- 0	0- 0		AWAY		0- 0		0- 0		2- 3	
0- 0		0- 0	0- 0		NEUTRAL		0- 0		0- 0		0- 0	
RPI S	Opponent	Score	RPI S	Opponent	Score	RPI S	Opponent	Score	RPI S	Opponent	Score	
						81 A	American	0 3	130 A	UNCG	0 3	
									168 N	Wake Forest	0 3	
									180 N	Western Mich.	0 3	
									182 A	UNCW	0 3	
									215 N	Liberty	1 3	
									219 A	UMES	0 3	
									219 H	UMES	2 3	
									237 H	UMBC	0 3	
									244 H	Howard	1 3	
									258 N	Evansville	2 3	
									271 N	Presbyterian	1 3	
									277 A	Loyola Maryland	1 3	
									280 A	Southeast Mo. St.	0 3	
									293 A	Hampton	0 3	
									293 H	Hampton	3 2	
									303 N	UMass Lowell	1 3	
									320 N	Ark.-Pine Bluff	3 1	
									321 A	Coppin St.	1 3	
									326 A	Delaware St.	3 1	
									326 H	Delaware St.	3 0	
									332 A	Norfolk St.	3 2	
									332 H	Norfolk St.	3 0	
LAST 10 GAMES												
						326 A	Delaware St.	3 1	326 H	Delaware St.	3 0	
						219 A	UMES	0 3	219 H	UMES	2 3	
						332 H	Norfolk St.	3 0	244 H	Howard	1 3	
						293 H	Hampton	3 2	332 A	Norfolk St.	3 2	
						321 A	Coppin St.	1 3	293 A	Hampton	0 3	

Non-Div. I Games:

Morgan St.

Average RPI Win: 323		WON-LOST	WINNING	LAST 10	STRENGTH OF		OPP. STRENGTH	TEAM	ADJ	CONF.	ADJ CONF.
Average RPI Loss: 232		RECORD	PCT. RANK	GAMES	SCHEDULE		OF SCHEDULE	RPI	RPI	RPI	RPI
DIV. I ONLY		9- 19	.32143	260	6- 4		323	318	319	.35486	320
DIV. I NON-CONF.		0- 12	0	320	0- 0		283	211	326	.32726	323
TOTALS		RPI 1-25	RPI 26-50		W-L RECORDS		RPI 51-100		RPI 101-150		RPI 150+
9- 19	0- 0	0- 1		OVERALL		0- 1		0- 1		9- 16	
2- 1	0- 0	0- 0		HOME		0- 0		0- 0		2- 1	
1- 7	0- 0	0- 0		AWAY		0- 0		0- 0		1- 7	
6- 11	0- 0	0- 1		NEUTRAL		0- 1		0- 1		6- 8	
0- 12	0- 0	0- 1		NON-CONFERENCE		0- 1		0- 1		0- 9	
0- 0	0- 0	0- 0		HOME		0- 0		0- 0		0- 0	
0- 4	0- 0	0- 0		AWAY		0- 0		0- 0		0- 4	
0- 8	0- 0	0- 1		NEUTRAL		0- 1		0- 1		0- 5	
9- 7	0- 0	0- 0		CONFERENCE		0- 0		0- 0		9- 7	
2- 1	0- 0	0- 0		HOME		0- 0		0- 0		2- 1	
1- 3	0- 0	0- 0		AWAY		0- 0		0- 0		1- 3	
6- 3	0- 0	0- 0		NEUTRAL		0- 0		0- 0		6- 3	
RPI S	Opponent	Score	RPI S	Opponent	Score	RPI S	Opponent	Score	RPI S	Opponent	Score
35 N	LSU	0 3	82 N	Northwestern	0 3	138 N	South Dakota	0 3	169 A	South Fla.	0 3
						181 A	Northern Colo.	0 3	199 N	Sam Houston St.	0 3
						202 N	Air Force	0 3	206 A	Alabama St.	0 3
						206 N	Alabama St.	1 3	258 N	Evansville	0 3
						265 N	Memphis	0 3	280 A	Southeast Mo. St.	0 3
						281 A	Louisiana Tech	0 3	304 A	Texas Southern	0 3
						304 H	Texas Southern	3 0	311 N	Alabama A&M	3 1
						311 N	Alabama A&M	1 3	317 A	Southern U.	2 3
						317 H	Southern U.	3 0	319 N	Morgan St.	1 3
						323 A	Prairie View	3 1	324 H	Grambling	2 3
						325 N	Jackson St.	3 0	325 N	Jackson St.	1 3
						328 N	Mississippi Val.	3 0	328 N	Mississippi Val.	3 0
						324 H	Grambling	2 3	334 N	Alcorn	3 0
						323 A	Prairie View	3 1	334 N	Alcorn	3 0
						304 A	Texas Southern	0 3			
LAST 10 GAMES			LAST 10 GAMES			LAST 10 GAMES			LAST 10 GAMES		
304 H	Texas Southern	3 0	325 N	Jackson St.	3 0	328 N	Mississippi Val.	3 0	334 N	Alcorn	3 0
317 A	Southern U.	2 3	328 N	Mississippi Val.	3 0	324 H	Grambling	2 3	334 N	Alcorn	3 0
311 N	Alabama A&M	3 1	324 H	Grambling	2 3	323 A	Prairie View	3 1	334 N	Alcorn	3 0
206 A	Alabama St.	0 3	323 A	Prairie View	3 1	304 A	Texas Southern	0 3			
334 N	Alcorn	3 0	304 A	Texas Southern	0 3						

Non-Div. I Games: Central Baptist 3 0

Ark.-Pine Bluff

Average RPI Win:	327	WON-LOST RECORD	WINNING PCT. RANK	LAST 10 GAMES	STRENGTH OF SCHEDULE	OPP. STRENGTH OF SCHEDULE	TEAM RPI	ADJ RPI	CONF. RPI	ADJ CONF. RPI
DIV. I ONLY		4- 24	.14286 321	3- 7	298	311	323	.34008 321	31	31
DIV. I NON-CONF.		0- 16	0 320	0- 1	229	275	321	.33428 322	31	31
TOTALS	RPI 1-25	RPI 26-50	W-L RECORDS	RPI 51-100	RPI 101-150	RPI 150+				
4- 24	0- 0	0- 0	OVERALL	0- 2	0- 0	4- 22				
2- 5	0- 0	0- 0	HOME	0- 0	0- 0	2- 5				
2- 11	0- 0	0- 0	AWAY	0- 0	0- 0	2- 11				
0- 8	0- 0	0- 0	NEUTRAL	0- 2	0- 0	0- 6				
0- 16	0- 0	0- 0	NON-CONFERENCE	0- 2	0- 0	0- 14				
0- 1	0- 0	0- 0	HOME	0- 0	0- 0	0- 1				
0- 7	0- 0	0- 0	AWAY	0- 0	0- 0	0- 7				
0- 8	0- 0	0- 0	NEUTRAL	0- 2	0- 0	0- 6				
4- 8	0- 0	0- 0	CONFERENCE	0- 0	0- 0	4- 8				
2- 4	0- 0	0- 0	HOME	0- 0	0- 0	2- 4				
2- 4	0- 0	0- 0	AWAY	0- 0	0- 0	2- 4				
0- 0	0- 0	0- 0	NEUTRAL	0- 0	0- 0	0- 0				
RPI S Opponent Score	RPI S Opponent Score	RPI S Opponent Score	RPI S Opponent Score	RPI S Opponent Score	RPI S Opponent Score	RPI S Opponent Score				
				69 N James Madison 0 3		155 N Campbell 0 3				
				72 N Radford 0 3		166 N Buffalo 0 3				
						170 A Duquesne 0 3				
						175 A Lehigh 0 3				
						196 N UNC Asheville 2 3				
						212 A Georgetown 0 3				
						219 A UMES 0 3				
						219 A UMES 0 3				
						219 H UMES 0 3				
						227 N Robert Morris 0 3				
						237 A UMBC 0 3				
						244 A Howard 0 3				
						244 H Howard 0 3				
						252 N Marist 0 3				
						277 A Loyola Maryland 0 3				
						293 A Hampton 0 3				
						293 H Hampton 0 3				
						300 N Canisius 1 3				
						302 A Hartford 0 3				
						303 A UMass Lowell 1 3				
						316 H Lafayette 1 3				
			LAST 10 GAMES			319 H Morgan St. 3 1				
			219 A UMES 0 3		319 H Morgan St. 3 1	326 A Delaware St. 3 1				
			326 A Delaware St. 3 1		326 H Delaware St. 1 3	326 H Delaware St. 1 3				
			293 H Hampton 0 3		219 H UMES 0 3	332 A Norfolk St. 3 1				
			332 H Norfolk St. 3 1		244 H Howard 0 3	332 H Norfolk St. 3 1				
			244 A Howard 0 3		316 H Lafayette 1 3					

Non-Div. I Games:

Coppin St.

Fairlie
Dickinson

Fairleigh Dickinson

Average RPI Win: 324		WON-LOST	WINNING	LAST 10	STRENGTH OF		OPP. STRENGTH	TEAM	ADJ	CONF.	ADJ CONF.
Average RPI Loss: 253		RECORD	PCT. RANK	GAMES	SCHEDULE		OF SCHEDULE	RPI	RPI	RPI	RPI
DIV. I ONLY		7- 17	.29167	273	4- 6		320	334	322	.33743	323
DIV. I NON-CONF.		0- 7	0	320	0- 2		170	278	314	.36011	314
TOTALS		RPI 1-25	RPI 26-50		W-L RECORDS		RPI 51-100		RPI 101-150		RPI 150+
7- 17	0- 0	0- 0		OVERALL		0- 0		0- 2		7- 15	
2- 4	0- 0	0- 0		HOME		0- 0		0- 1		2- 3	
1- 8	0- 0	0- 0		AWAY		0- 0		0- 1		1- 7	
4- 5	0- 0	0- 0		NEUTRAL		0- 0		0- 0		4- 5	
0- 7	0- 0	0- 0		NON-CONFERENCE		0- 0		0- 2		0- 5	
0- 2	0- 0	0- 0		HOME		0- 0		0- 1		0- 1	
0- 5	0- 0	0- 0		AWAY		0- 0		0- 1		0- 4	
0- 0	0- 0	0- 0		NEUTRAL		0- 0		0- 0		0- 0	
7- 10	0- 0	0- 0		CONFERENCE		0- 0		0- 0		7- 10	
2- 2	0- 0	0- 0		HOME		0- 0		0- 0		2- 2	
1- 3	0- 0	0- 0		AWAY		0- 0		0- 0		1- 3	
4- 5	0- 0	0- 0		NEUTRAL		0- 0		0- 0		4- 5	
RPI S	Opponent	Score	RPI S	Opponent	Score	RPI S	Opponent	Score	RPI S	Opponent	Score
									133 A	Houston Baptist	0 3
									133 H	Houston Baptist	0 3
									185 A	McNeese	0 3
									185 H	McNeese	0 3
									199 A	Sam Houston St.	0 3
									200 A	Houston	0 3
									206 A	Alabama St.	0 3
									206 N	Alabama St.	0 3
									304 A	Texas Southern	3 1
									304 H	Texas Southern	1 3
									311 N	Alabama A&M	0 3
									311 N	Alabama A&M	0 3
									312 A	Lamar University	0 3
									317 A	Southern U.	1 3
									317 H	Southern U.	3 1
									320 H	Ark.-Pine Bluff	1 3
									324 A	Grambling	0 3
									324 H	Grambling	3 1
									325 N	Jackson St.	3 2
									325 N	Jackson St.	2 3
									328 N	Mississippi Val.	3 1
									328 N	Mississippi Val.	1 3
									334 N	Alcorn	3 1
									334 N	Alcorn	3 0
			LAST 10 GAMES								
			304 A	Texas Southern	3 1	206 A	Alabama St.	0 3			
			317 H	Southern U.	3 1	328 N	Mississippi Val.	1 3			
			324 H	Grambling	3 1	311 N	Alabama A&M	0 3			
			334 N	Alcorn	3 0	133 H	Houston Baptist	0 3			
			325 N	Jackson St.	2 3	185 A	McNeese	0 3			

Non-Div. I Games:

Prairie View

Average RPI Win: 324		WON-LOST	WINNING	LAST 10	STRENGTH OF		OPP. STRENGTH	TEAM	ADJ	CONF.	ADJ CONF.
Average RPI Loss: 247		RECORD	PCT. RANK	GAMES	SCHEDULE		OF SCHEDULE	RPI	RPI	RPI	RPI
DIV. I ONLY		8- 15	.34783	249	4- 4		326	333	320	.33488	324
DIV. I NON-CONF.		0- 7	0	320	0- 0		226	281	320	.32218	326
TOTALS		RPI 1-25	RPI 26-50		W-L RECORDS		RPI 51-100		RPI 101-150		RPI 150+
8- 15		0- 0	0- 0		OVERALL		0- 1		0- 1		8- 13
1- 2		0- 0	0- 0		HOME		0- 0		0- 0		1- 2
2- 4		0- 0	0- 0		AWAY		0- 0		0- 0		2- 4
5- 9		0- 0	0- 0		NEUTRAL		0- 1		0- 1		5- 7
0- 7		0- 0	0- 0		NON-CONFERENCE		0- 1		0- 1		0- 5
0- 0		0- 0	0- 0		HOME		0- 0		0- 0		0- 0
0- 2		0- 0	0- 0		AWAY		0- 0		0- 0		0- 2
0- 5		0- 0	0- 0		NEUTRAL		0- 1		0- 1		0- 3
8- 8		0- 0	0- 0		CONFERENCE		0- 0		0- 0		8- 8
1- 2		0- 0	0- 0		HOME		0- 0		0- 0		1- 2
2- 2		0- 0	0- 0		AWAY		0- 0		0- 0		2- 2
5- 4		0- 0	0- 0		NEUTRAL		0- 0		0- 0		5- 4
RPI S	Opponent	Score	RPI S	Opponent	Score	RPI S	Opponent	Score	RPI S	Opponent	Score
						88 N	SFA	0 3	145 N	Tulane	0 3
									169 N	South Fla.	0 3
									185 A	McNeese	0 3
									188 A	Mississippi St.	0 3
									206 A	Alabama St.	0 3
									206 N	Alabama St.	0 3
									299 N	N.C. A&T	1 3
									304 A	Texas Southern	3 1
									304 H	Texas Southern	1 3
									311 N	Alabama A&M	0 3
									311 N	Alabama A&M	0 3
									317 H	Southern U.	2 3
									320 A	Ark.-Pine Bluff	3 2
									323 A	Prairie View	1 3
									323 H	Prairie View	3 0
									325 N	Jackson St.	3 2
									325 N	Jackson St.	3 1
									328 N	Mississippi Val.	3 2
									328 N	Mississippi Val.	1 3
									329 N	Savannah St.	2 3
									334 N	Alcorn	3 0
									334 N	Alcorn	3 1
LAST 10 GAMES											
						317 H	Southern U.	2 3	334 N	Alcorn	3 1
						304 A	Texas Southern	3 1	311 N	Alabama A&M	0 3
						323 A	Prairie View	1 3	206 A	Alabama St.	0 3
						320 A	Ark.-Pine Bluff	3 2	325 N	Jackson St.	3 1
						328 N	Mississippi Val.	3 2	304 H	Texas Southern	1 3
Non-Div. I Games:	Ark.-Monticello	1 3	Tougaloo	3 1	Mississippi Col.	2 3	Centenary (LA)	3 2	Grambling		
	Centenary (LA)	3 2	Tex. A&M Int'l	3 0	Dillard	3 1	Southern Ark.	3 1			

Grambling

Through Games Of Nov. 5, 2017

Non-Div. I Games:	Ouachita Baptist	0	3	Mobile	0	3	Ark.-Monticello	3	0	Jarvis Christian	Grambling	0
	Tougaloo	2	3									

G
r
a
m
b
l
i
n
g

G
r
a
m
b
l
i
n
g

Average RPI Win:	324	WON-LOST	WINNING	LAST 10	STRENGTH OF	OPP. STRENGTH	TEAM	ADJ	CONF.	ADJ CONF.	
Average RPI Loss:	247	RECORD	PCT. RANK	GAMES	SCHEDULE	OF SCHEDULE	RPI	RPI	RPI	RPI	
DIV. I ONLY		7- 24	.22581 303	4- 6	321	321	325	.32457 325	32	32	
DIV. I NON-CONF.		1- 14	.06667 318	0- 0	259	248	317	.34992 317	32	32	
<hr/>											
TOTALS	RPI 1-25	RPI 26-50		W-L RECORDS	RPI 51-100		RPI 101-150		RPI 150+		
7- 24	0- 0	0- 0		OVERALL	0- 2		0- 2		7- 20		
1- 5	0- 0	0- 0		HOME	0- 0		0- 1		1- 4		
2- 6	0- 0	0- 0		AWAY	0- 0		0- 1		2- 5		
4- 13	0- 0	0- 0		NEUTRAL	0- 2		0- 0		4- 11		
<hr/>											
1- 14	0- 0	0- 0		NON-CONFERENCE	0- 2		0- 2		1- 10		
0- 3	0- 0	0- 0		HOME	0- 0		0- 1		0- 2		
0- 4	0- 0	0- 0		AWAY	0- 0		0- 1		0- 3		
1- 7	0- 0	0- 0		NEUTRAL	0- 2		0- 0		1- 5		
<hr/>											
6- 10	0- 0	0- 0		CONFERENCE	0- 0		0- 0		6- 10		
1- 2	0- 0	0- 0		HOME	0- 0		0- 0		1- 2		
2- 2	0- 0	0- 0		AWAY	0- 0		0- 0		2- 2		
3- 6	0- 0	0- 0		NEUTRAL	0- 0		0- 0		3- 6		
<hr/>											
RPI S	Opponent	Score	RPI S	Opponent	Score	RPI S	Opponent	Score	RPI S	Opponent	Score
						55 N	North Texas	0 3	134 A	Southern Miss.	0 3
						83 N	SIUE	0 3	134 H	Southern Miss.	0 3
						188 A Mississippi St. 0 3					
						198 A Chattanooga 0 3					
						206 H Alabama St. 1 3					
						216 H Jacksonville St. 1 3					
						233 N Winthrop 0 3					
						241 N Northwestern St. 0 3					
						249 N Little Rock 0 3					
						276 N Georgia St. 1 3					
						281 H Louisiana Tech 0 3					
						290 A Troy 1 3					
						301 N Southeastern La. 0 3					
						304 A Texas Southern 0 3					
						304 N Texas Southern 0 3					
						311 A Alabama A&M 1 3					
						311 H Alabama A&M 0 3					
						315 N Nicholls St. 3 1					
						317 N Southern U. 3 2					
						317 N Southern U. 2 3					
						320 N Ark.-Pine Bluff 3 1					
						320 N Ark.-Pine Bluff 0 3					
						323 N Prairie View 2 3					
						323 N Prairie View 3 2					
						324 N Grambling 1 3					
						324 N Grambling 2 3					
						328 A Mississippi Val. 3 2					
						206 H Alabama St. 1 3					
						311 H Alabama A&M 0 3					
						328 A Mississippi Val. 3 2					
						LAST 10 GAMES					
						311 A Alabama A&M 1 3					
						320 N Ark.-Pine Bluff 0 3					
						324 N Grambling 1 3					
						328 A Mississippi Val. 3 2					
						206 H Alabama St. 1 3					
						311 H Alabama A&M 0 3					
						328 A Mississippi Val. 3 2					
						311 A Alabama A&M 1 3					
						320 N Ark.-Pine Bluff 0 3					
						323 N Prairie View 2 3					
						323 N Prairie View 3 2					
						324 N Grambling 1 3					
						324 N Grambling 2 3					
						328 A Mississippi Val. 3 2					
						206 H Alabama St. 1 3					
						311 H Alabama A&M 0 3					
						328 A Mississippi Val. 3 2					
						LAST 10 GAMES					
						311 A Alabama A&M 1 3					
						320 N Ark.-Pine Bluff 0 3					
						324 N Grambling 1 3					
						328 A Mississippi Val. 3 2					
						206 H Alabama St. 1 3					
						311 H Alabama A&M 0 3					
						328 A Mississippi Val. 3 2					
						311 A Alabama A&M 1 3					
						320 N Ark.-Pine Bluff 0 3					
						323 N Prairie View 2 3					
						323 N Prairie View 3 2					
						324 N Grambling 1 3					
						324 N Grambling 2 3					
						328 A Mississippi Val. 3 2					
						206 H Alabama St. 1 3					
						311 H Alabama A&M 0 3					
						328 A Mississippi Val. 3 2					
						LAST 10 GAMES					
						311 A Alabama A&M 1 3					
						320 N Ark.-Pine Bluff 0 3					
						324 N Grambling 1 3					
						328 A Mississippi Val. 3 2					
						206 H Alabama St. 1 3					
						3					

Non-Div. I Games:

Jackson St.

RPI	S	Opponent	Score	
334	A	Alcorn	3	0
334	H	Alcorn	3	0

Jackson St.

J
a
c
k
s
o
n
s
t
.

J
a
c
k
s
o
n
s
t
.

Average RPI Win:	328	WON-LOST RECORD	WINNING PCT. RANK	LAST 10 GAMES		STRENGTH OF SCHEDULE	OPP. STRENGTH OF SCHEDULE	TEAM RPI	ADJ RPI	CONF. RPI	ADJ CONF. RPI
Average RPI Loss:	242										
DIV. I ONLY		3- 23	.11538 325	3- 7		304	320	326	.32337 326	31	31
DIV. I NON-CONF.		0- 14	0 320	0- 1		222	288	319	.33906 319	31	31
TOTALS	RPI 1-25		RPI 26-50	W-L RECORDS		RPI 51-100			RPI 101-150		RPI 150+
3- 23	0- 0		0- 0	OVERALL		0- 1			0- 2		3- 20
1- 4	0- 0		0- 0	HOME		0- 0			0- 0		1- 4
2- 12	0- 0		0- 0	AWAY		0- 1			0- 1		2- 9
0- 7	0- 0		0- 0	NEUTRAL		0- 0			0- 0		0- 7
0- 14	0- 0		0- 0	NON-CONFERENCE		0- 1			0- 2		0- 11
0- 0	0- 0		0- 0	HOME		0- 0			0- 0		0- 0
0- 7	0- 0		0- 0	AWAY		0- 1			0- 2		0- 4
0- 7	0- 0		0- 0	NEUTRAL		0- 0			0- 0		0- 7
3- 9	0- 0		0- 0	CONFERENCE		0- 0			0- 0		3- 9
1- 4	0- 0		0- 0	HOME		0- 0			0- 0		1- 4
2- 5	0- 0		0- 0	AWAY		0- 0			0- 0		2- 5
0- 0	0- 0		0- 0	NEUTRAL		0- 0			0- 0		0- 0
RPI S Opponent Score			RPI S Opponent Score			RPI S Opponent Score			RPI S Opponent Score		
						81 A American 0 3			122 A New Mexico St. 0 3		
									130 A UNCG 0 3		
									155 N Campbell 0 3		
									196 N UNC Asheville 2 3		
									203 N Abilene Christian 0 3		
									219 A UMES 1 3		
									219 A UMES 1 3		
									233 N Winthrop 0 3		
									238 N Samford 0 3		
									244 A Howard 0 3		
									244 H Howard 0 3		
									270 A UTEP 0 3		
									271 N Presbyterian 0 3		
									289 N Youngstown St. 0 3		
									291 A Rider 0 3		
									293 H Hampton 2 3		
									296 A Morehead St. 0 3		
									299 A N.C. A&T 0 3		
									307 A NJIT 0 3		
									319 A Morgan St. 0 3		
									319 H Morgan St. 1 3		
				LAST 10 GAMES					321 A Coppin St. 3 1		
				319 H Morgan St. 1 3		319 A Morgan St. 0 3			321 H Coppin St. 1 3		
				321 H Coppin St. 1 3		321 A Coppin St. 3 1			332 A Norfolk St. 3 1		
				244 H Howard 0 3		307 A NJIT 0 3			332 H Norfolk St. 3 2		
				332 A Norfolk St. 3 1		332 H Norfolk St. 3 2					
				219 A UMES 1 3		293 H Hampton 2 3					

Non-Div. I Games:

Delaware St.

Average RPI Win: 330		WON-LOST RECORD		WINNING PCT. RANK		LAST 10 GAMES		STRENGTH OF SCHEDULE		OPP. STRENGTH OF SCHEDULE		TEAM RPI		ADJ RPI		CONF. RPI		ADJ CONF. RPI	
Average RPI Loss: 245																			
DIV. I ONLY		4- 17		.19048 312		4- 6		332		317		328		.31204 327		31		31	
DIV. I NON-CONF.		0- 12		0 320		0- 2		292		263		329		.31334 327		31		31	
TOTALS		RPI 1-25		RPI 26-50		W-L RECORDS		RPI 51-100		RPI 101-150		RPI 150+							
4- 17		0- 0		0- 0		OVERALL		0- 0		0- 0		4- 17							
2- 4		0- 0		0- 0		HOME		0- 0		0- 0		2- 4							
2- 7		0- 0		0- 0		AWAY		0- 0		0- 0		2- 7							
0- 6		0- 0		0- 0		NEUTRAL		0- 0		0- 0		0- 6							
0- 12		0- 0		0- 0		NON-CONFERENCE		0- 0		0- 0		0- 12							
0- 3		0- 0		0- 0		HOME		0- 0		0- 0		0- 3							
0- 4		0- 0		0- 0		AWAY		0- 0		0- 0		0- 4							
0- 5		0- 0		0- 0		NEUTRAL		0- 0		0- 0		0- 5							
4- 5		0- 0		0- 0		CONFERENCE		0- 0		0- 0		4- 5							
2- 1		0- 0		0- 0		HOME		0- 0		0- 0		2- 1							
2- 3		0- 0		0- 0		AWAY		0- 0		0- 0		2- 3							
0- 1		0- 0		0- 0		NEUTRAL		0- 0		0- 0		0- 1							
RPI S	Opponent	Score		RPI S	Opponent	Score		RPI S	Opponent	Score		RPI S	Opponent	Score					
										152 A	Elon	1	3						
										152 H	Elon	0	3						
										155 A	Campbell	0	3						
										157 A	East Carolina	0	3						
										157 H	East Carolina	0	3						
										184 N	Wofford	0	3						
										256 N	USC Upstate	0	3						
										269 A	Florida A&M	0	3						
										279 A	Gardner-Webb	2	3						
										279 H	Gardner-Webb	1	3						
										286 A	Bethune-Cookman	0	3						
										292 N	Charleston So.	1	3						
										299 A	N.C. A&T	0	3						
										299 H	N.C. A&T	2	3						
										306 N	The Citadel	1	3						
										314 N	Tennessee Tech	0	3						
										329 A	Savannah St.	3	0						
										329 H	Savannah St.	3	1						
										331 A	South Carolina St.	3	1						
										331 H	South Carolina St.	3	0						
										332 N	Norfolk St.	1	3						
LAST 10 GAMES																			
						331 A	South Carolina St.	3	1	269 A	Florida A&M	0	3						
						157 H	East Carolina	0	3	329 H	Savannah St.	3	1						
						299 A	N.C. A&T	0	3	331 H	South Carolina St.	3	0						
						329 A	Savannah St.	3	0	152 H	Elon	0	3						
						286 A	Bethune-Cookman	0	3	299 H	N.C. A&T	2	3						

Non-Div. I Games:

N.C. Central

Mississippi.

Average RPI Win: 322		WON-LOST	WINNING	LAST 10	STRENGTH OF		OPP. STRENGTH	TEAM	ADJ	CONF.	ADJ CONF.
Average RPI Loss: 270		RECORD	PCT. RANK	GAMES	SCHEDULE		OF SCHEDULE	RPI	RPI	RPI	RPI
DIV. I ONLY		3- 23	.11538	325	1- 9		324	326	329	.289	329
DIV. I NON-CONF.		2- 12	.14286	307	0- 3		318	313	324	.32657	324
TOTALS		RPI 1-25	RPI 26-50		W-L RECORDS		RPI 51-100		RPI 101-150		RPI 150+
3- 23	0- 0	0- 0		OVERALL		0- 1		0- 0		3- 22	
0- 6	0- 0	0- 0		HOME		0- 0		0- 0		0- 6	
1- 11	0- 0	0- 0		AWAY		0- 1		0- 0		1- 10	
2- 6	0- 0	0- 0		NEUTRAL		0- 0		0- 0		2- 6	
2- 12	0- 0	0- 0		NON-CONFERENCE		0- 1		0- 0		2- 11	
0- 2	0- 0	0- 0		HOME		0- 0		0- 0		0- 2	
0- 6	0- 0	0- 0		AWAY		0- 1		0- 0		0- 5	
2- 4	0- 0	0- 0		NEUTRAL		0- 0		0- 0		2- 4	
1- 11	0- 0	0- 0		CONFERENCE		0- 0		0- 0		1- 11	
0- 4	0- 0	0- 0		HOME		0- 0		0- 0		0- 4	
1- 5	0- 0	0- 0		AWAY		0- 0		0- 0		1- 5	
0- 2	0- 0	0- 0		NEUTRAL		0- 0		0- 0		0- 2	
RPI S	Opponent	Score	RPI S	Opponent	Score	RPI S	Opponent	Score	RPI S	Opponent	Score
						98 A	Fla. Atlantic	0 3	159 N	North Dakota St.	0 3
									206 A	Alabama St.	0 3
									219 N	UMES	0 3
									261 N	Davidson	0 3
									263 A	North Florida	0 3
									264 A	Mercer	0 3
									264 H	Mercer	0 3
									269 A	Florida A&M	1 3
									269 H	Florida A&M	2 3
									282 A	William & Mary	0 3
									286 A	Bethune-Cookman	0 3
									286 H	Bethune-Cookman	0 3
									293 N	Hampton	0 3
									296 N	Morehead St.	0 3
									297 N	Stetson	0 3
									298 H	Ga. Southern	1 3
									299 A	N.C. A&T	0 3
									299 H	N.C. A&T	0 3
									306 A	The Citadel	0 3
									311 N	Alabama A&M	3 0
									324 N	Grambling	3 2
									327 A	N.C. Central	1 3
									327 H	N.C. Central	0 3
									331 A	South Carolina St.	3 2
									332 A	Norfolk St.	2 3
LAST 10 GAMES											
			299 H	N.C. A&T	0 3	331 A	South Carolina St.	3 2			
			269 A	Florida A&M	1 3	298 H	Ga. Southern	1 3			
			286 A	Bethune-Cookman	0 3	327 A	N.C. Central	1 3			
			264 H	Mercer	0 3	299 A	N.C. A&T	0 3			
			327 H	N.C. Central	0 3	264 A	Mercer	0 3			

Non-Div. I Games:

Savannah St.

M
a
n
h
a
t
t
a
n

Manhattan

RPI	S	Opponent	Score	
333	H	Saint Peter's	3	0

Manhattan

M
a
n
h
a
t
t
a
n

M
a
n
h
a
t
t
a
n

[illegible]

Non-Div. I Games:

South Carolina St.

Average RPI Win: 324		WON-LOST	WINNING	LAST 10	STRENGTH OF		OPP. STRENGTH	TEAM	ADJ	CONF.	ADJ CONF.
Average RPI Loss: 271		RECORD	PCT. RANK	GAMES	SCHEDULE		OF SCHEDULE	RPI	RPI	RPI	RPI
DIV. I ONLY		3- 21	.125	322	0- 10		334	324	332	.26864	332
DIV. I NON-CONF.		1- 9	.1	311	0- 1		277	311	318	.34134	318
TOTALS		RPI 1-25	RPI 26-50		W-L RECORDS		RPI 51-100		RPI 101-150		RPI 150+
3- 21	0- 0	0- 0		OVERALL		0- 0		0- 0		3- 21	
1- 5	0- 0	0- 0		HOME		0- 0		0- 0		1- 5	
1- 9	0- 0	0- 0		AWAY		0- 0		0- 0		1- 9	
1- 7	0- 0	0- 0		NEUTRAL		0- 0		0- 0		1- 7	
1- 9	0- 0	0- 0		NON-CONFERENCE		0- 0		0- 0		1- 9	
0- 0	0- 0	0- 0		HOME		0- 0		0- 0		0- 0	
1- 4	0- 0	0- 0		AWAY		0- 0		0- 0		1- 4	
0- 5	0- 0	0- 0		NEUTRAL		0- 0		0- 0		0- 5	
2- 12	0- 0	0- 0		CONFERENCE		0- 0		0- 0		2- 12	
1- 5	0- 0	0- 0		HOME		0- 0		0- 0		1- 5	
0- 5	0- 0	0- 0		AWAY		0- 0		0- 0		0- 5	
1- 2	0- 0	0- 0		NEUTRAL		0- 0		0- 0		1- 2	
RPI S	Opponent	Score	RPI S	Opponent	Score	RPI S	Opponent	Score	RPI S	Opponent	Score
									152 A	Elon	0 3
									165 N	Central Conn. St.	0 3
									175 A	Lehigh	0 3
									219 A	UMES	0 3
									230 N	Bucknell	1 3
									244 A	Howard	0 3
									244 H	Howard	1 3
									266 A	Saint Francis (PA)	0 3
									266 N	Saint Francis (PA)	0 3
									282 A	William & Mary	0 3
									292 N	Charleston So.	1 3
									293 H	Hampton	0 3
									296 N	Morehead St.	0 3
									299 N	N.C. A&T	0 3
									316 A	Lafayette	3 1
									319 A	Morgan St.	0 3
									319 H	Morgan St.	2 3
									321 A	Coppin St.	1 3
									321 H	Coppin St.	1 3
									326 A	Delaware St.	2 3
									326 H	Delaware St.	1 3
									327 N	N.C. Central	3 1
									329 H	Savannah St.	3 2
									331 N	South Carolina St.	2 3
			LAST 10 GAMES								
			244 H	Howard	1 3	244 A	Howard	0 3			
			319 A	Morgan St.	0 3	282 A	William & Mary	0 3			
			321 A	Coppin St.	1 3	326 A	Delaware St.	2 3			
			326 H	Delaware St.	1 3	219 A	UMES	0 3			
			293 H	Hampton	0 3	319 H	Morgan St.	2 3			

Non-Div. I Games:

Norfolk St.

Average RPI Win: 0		WON-LOST	WINNING	LAST 10	STRENGTH OF		OPP. STRENGTH	TEAM	ADJ	CONF.	ADJ CONF.
Average RPI Loss: 275		RECORD	PCT. RANK	GAMES	SCHEDULE		OF SCHEDULE	RPI	RPI	RPI	RPI
DIV. I ONLY		0- 29	0 333	0- 10	322		327	333	.25079	333	30 30
DIV. I NON-CONF.		0- 12	0 320	0- 1	325		333	333	.26233	333	30 30
TOTALS		RPI 1-25	RPI 26-50		W-L RECORDS		RPI 51-100		RPI 101-150		RPI 150+
0- 29	0- 0	0- 0		OVERALL		0- 0		0- 0		0- 29	
0- 12	0- 0	0- 0		HOME		0- 0		0- 0		0- 12	
0- 13	0- 0	0- 0		AWAY		0- 0		0- 0		0- 13	
0- 4	0- 0	0- 0		NEUTRAL		0- 0		0- 0		0- 4	
0- 12	0- 0	0- 0		NON-CONFERENCE		0- 0		0- 0		0- 12	
0- 3	0- 0	0- 0		HOME		0- 0		0- 0		0- 3	
0- 5	0- 0	0- 0		AWAY		0- 0		0- 0		0- 5	
0- 4	0- 0	0- 0		NEUTRAL		0- 0		0- 0		0- 4	
0- 17	0- 0	0- 0		CONFERENCE		0- 0		0- 0		0- 17	
0- 9	0- 0	0- 0		HOME		0- 0		0- 0		0- 9	
0- 8	0- 0	0- 0		AWAY		0- 0		0- 0		0- 8	
0- 0	0- 0	0- 0		NEUTRAL		0- 0		0- 0		0- 0	
RPI S	Opponent	Score	RPI S	Opponent	Score	RPI S	Opponent	Score	RPI S	Opponent	Score
									175 A	Lehigh	0 3
									176 A	Fairfield	0 3
									176 H	Fairfield	0 3
									204 A	Niagara	0 3
									204 H	Niagara	0 3
									219 N	UMES	1 3
									230 A	Bucknell	0 3
									243 A	Fordham	0 3
									252 A	Marist	0 3
									252 H	Marist	0 3
									287 A	Iona	0 3
									287 H	Iona	0 3
									291 H	Rider	0 3
									300 A	Canisius	0 3
									300 H	Canisius	0 3
									303 N	UMass Lowell	0 3
									305 A	Quinnipiac	0 3
									305 H	Quinnipiac	0 3
									307 A	NJIT	0 3
									307 H	NJIT	0 3
									307 N	NJIT	1 3
									310 A	St. Francis Brooklyn	0 3
									310 H	St. Francis Brooklyn	0 3
									316 N	Lafayette	0 3
									318 A	Siena	1 3
									318 H	Siena	2 3
									322 H	Fairleigh Dickinson	0 3
			LAST 10 GAMES								
			305 H	Quinnipiac	0 3		307 A	NJIT	0 3		
			176 H	Fairfield	0 3		204 A	Niagara	0 3		
			330 H	Manhattan	1 3		300 A	Canisius	0 3		
			252 A	Marist	0 3		287 A	Iona	0 3		
			318 A	Siena	1 3		330 A	Manhattan	0 3		

Non-Div. I Games:

Saint Peter's

RPI	S	Opponent	Score
330	A	Manhattan	0 3
330	H	Manhattan	1 3

Saint Peter's

S
a
i
n
t
P
e
t
e
r
'
s

S
a
i
n
t
P
e
t
e
r
'
s

Average RPI Win: 0		WON-LOST	WINNING	LAST 10	STRENGTH OF		OPP. STRENGTH	TEAM	ADJ	CONF.	ADJ CONF.
Average RPI Loss: 286		RECORD	PCT. RANK	GAMES	SCHEDULE		OF SCHEDULE	RPI	RPI	RPI	RPI
DIV. I ONLY		0- 29	0 333	0- 8	328		330	334	.21474	334	32
DIV. I NON-CONF.		0- 12	0 320	0- 0	303		319	331	.27645	332	32
TOTALS		RPI 1-25	RPI 26-50		W-L RECORDS		RPI 51-100		RPI 101-150		RPI 150+
0- 29	0- 0	0- 0		OVERALL		0- 0		0- 0		0- 29	
0- 6	0- 0	0- 0		HOME		0- 0		0- 0		0- 6	
0- 8	0- 0	0- 0		AWAY		0- 0		0- 0		0- 8	
0- 15	0- 0	0- 0		NEUTRAL		0- 0		0- 0		0- 15	
0- 12	0- 0	0- 0		NON-CONFERENCE		0- 0		0- 0		0- 12	
0- 2	0- 0	0- 0		HOME		0- 0		0- 0		0- 2	
0- 4	0- 0	0- 0		AWAY		0- 0		0- 0		0- 4	
0- 6	0- 0	0- 0		NEUTRAL		0- 0		0- 0		0- 6	
0- 17	0- 0	0- 0		CONFERENCE		0- 0		0- 0		0- 17	
0- 4	0- 0	0- 0		HOME		0- 0		0- 0		0- 4	
0- 4	0- 0	0- 0		AWAY		0- 0		0- 0		0- 4	
0- 9	0- 0	0- 0		NEUTRAL		0- 0		0- 0		0- 9	
RPI S	Opponent	Score	RPI S	Opponent	Score	RPI S	Opponent	Score	RPI S	Opponent	Score
									206 A	Alabama St.	0 3
									206 H	Alabama St.	0 3
									216 A	Jacksonville St.	0 3
									216 H	Jacksonville St.	1 3
									241 A	Northwestern St.	0 3
									241 H	Northwestern St.	0 3
									243 N	Fordham	0 3
									248 A	Tennessee St.	0 3
									268 A	New Orleans	0 3
									268 N	New Orleans	0 3
									278 N	FIU	0 3
									280 N	Southeast Mo. St.	0 3
									299 N	N.C. A&T	0 3
									304 A	Texas Southern	0 3
									304 N	Texas Southern	0 3
									308 N	La.-Monroe	0 3
									311 A	Alabama A&M	0 3
									311 H	Alabama A&M	0 3
									317 N	Southern U.	0 3
									317 N	Southern U.	1 3
									320 N	Ark.-Pine Bluff	0 3
									320 N	Ark.-Pine Bluff	0 3
									323 N	Prairie View	0 3
									323 N	Prairie View	1 3
									324 N	Grambling	1 3
									324 N	Grambling	0 3
									325 A	Jackson St.	0 3
Non-Div. I Games:		Concordia (AL)	3 0	Wiley	2 3	Mississippi Col.	3 1	William Carey	1 3		
		North Ala.	0 3	Williams Baptist	2 3	Tougaloo	1 3	William Carey	0 3		

RPI	S	Opponent	Score
325	H	Jackson St.	0 3
328	H	Mississippi Val.	0 3