

Average RPI Win: 35		WON-LOST RECORD		WINNING PCT. RANK		LAST 10 GAMES		STRENGTH OF SCHEDULE		OPP. STRENGTH OF SCHEDULE		TEAM RPI		ADJ RPI		CONF. RPI		ADJ CONF. RPI	
Average RPI Loss: 26		10-4-4		.66667 32		6-2-2		1		8		1		.67522 1		1		1	
DIV. I ONLY		5-2-2		.66667 38		1-0-0		7		37		13		.62363 6		1		1	
DIV. I NON-CONF.																			
TOTALS		RPI 1-25		RPI 26-50		W-L RECORDS		RPI 51-100		RPI 101-150		RPI 150+							
10-4-4		3-2-2		5-1-0		OVERALL		2-1-1		0-0-1		0-0-0							
3-1-3		1-1-1		1-0-0		HOME		1-0-1		0-0-1		0-0-0							
7-2-1		2-1-1		4-0-0		AWAY		1-1-0		0-0-0		0-0-0							
0-1-0		0-0-0		0-1-0		NEUTRAL		0-0-0		0-0-0		0-0-0							
5-2-2		1-0-0		3-1-0		NON-CONFERENCE		1-1-1		0-0-1		0-0-0							
1-0-2		0-0-0		0-0-0		HOME		1-0-1		0-0-1		0-0-0							
4-1-0		1-0-0		3-0-		AWAY		0-1-0		0-0-0		0-0-0							
0-1-0		0-0-0		0-1-0		NEUTRAL		0-0-0		0-0-0		0-0-0							
5-2-2		2-2-2		2-0-0		CONFERENCE		1-0-0		0-0-0		0-0-0							
2-1-1		1-1-1		1-0-0		HOME		0-0-0		0-0-0		0-0-0							
3-1-1		1-1-1		1-0-0		AWAY		1-0-0		0-0-0		0-0-0							
0-0-0		0-0-0		0-0-0		NEUTRAL		0-0-0		0-0-0		0-0-0							
RPI	S	Opponent		Score		RPI	S	Opponent		Score		RPI	S	Opponent		Score			
5	A	California		2	3	30	A	Wake Forest		3	1	52	H	CSUN		3	0		
5	H	California		0	1	32	N	American		1	2	62	A	San Diego		0	1		
6	A	Stanford		1	1	35	A	New Mexico		2	1	73	A	San Diego St.		1	0		
6	H	Stanford		2	2	41	A	Oregon St.		2	1	95	H	Santa Clara		0	0		
11	A	Washington		2	1	41	H	Oregon St.		3	0								
11	H	Washington		2	1	47	A	UC Santa Barbara		1	0								
13	A	North Carolina		1	0														
LAST 10 GAMES																			
5	H	California		0	1	11	H	Washington		2	1								
6	H	Stanford		2	2	6	A	Stanford		1	1								
41	A	Oregon St.		2	1	5	A	California		2	3								
11	A	Washington		2	1	73	A	San Diego St.		1	0								
41	H	Oregon St.		3	0	52	H	CSUN		3	0								

Non-Div. I Games:

UCLA

Average RPI Win:	57	WON-LOST RECORD	WINNING PCT. RANK	LAST 10 GAMES	STRENGTH OF SCHEDULE	OPP. STRENGTH OF SCHEDULE	TEAM RPI	ADJ RPI	CONF. RPI	ADJ CONF. RPI				
DIV. I ONLY		11-2-4	.76471	7	7-1-2	16	2	7	.63444	2	3	2		
DIV. I NON-CONF.		8-0-2	.9	3	5-0-0	10	4	2	.64215	2	2	2		
<hr/>														
TOTALS	RPI 1-25	RPI 26-50		W-L RECORDS		RPI 51-100		RPI 101-150		RPI 150+				
11-2-4	3-2-2	5-0-0		OVERALL		1-0-1		1-0-1		1-0-0				
4-2-3	2-2-2	1-0-0		HOME		0-0-1		0-0-0		1-0-0				
5-0-1	0-0-0	3-0-0		AWAY		1-0-0		1-0-1		0-0-0				
2-0-0	1-0-0	1-0-0		NEUTRAL		0-0-0		0-0-0		0-0-0				
8-0-2	3-0-1	3-0-0		NON-CONFERENCE		0-0-1		1-0-0		1-0-0				
4-0-2	2-0-1	1-0-0		HOME		0-0-1		0-0-0		1-0-0				
2-0-0	0-0-0	1-0-		AWAY		0-0-0		1-0-0		0-0-0				
2-0-0	1-0-0	1-0-0		NEUTRAL		0-0-0		0-0-0		0-0-0				
3-2-2	0-2-1	2-0-0		CONFERENCE		1-0-0		0-0-1		0-0-0				
0-2-1	0-2-1	0-0-0		HOME		0-0-0		0-0-0		0-0-0				
3-0-1	0-0-0	2-0-0		AWAY		1-0-0		0-0-1		0-0-0				
0-0-0	0-0-0	0-0-0		NEUTRAL		0-0-0		0-0-0		0-0-0				
RPI	S	Opponent	Score		RPI	S	Opponent	Score		RPI	S	Opponent	Score	
3	H	Georgetown	1	1	26	A	Ohio St.	2	1	54	H	Butler	0	0
4	H	Notre Dame	1	0	29	A	Louisville	3	0	94	A	Rutgers	2	1
16	H	Saint Louis	3	1	31	N	Dartmouth	1	0					
17	H	Maryland	1	2	43	A	Michigan	3	1					
21	H	Penn St.	0	1	46	H	Marquette	1	0					
22	H	Northwestern	1	1										
25	N	Kentucky	1	0										
					LAST 10 GAMES									
					118	A	Wisconsin	2	2	26	A	Ohio St.	2	1
					129	A	Evansville	2	0	29	A	Louisville	3	0
					43	A	Michigan	3	1	16	H	Saint Louis	3	1
					4	H	Notre Dame	1	0	22	H	Northwestern	1	1
					17	H	Maryland	1	2	180	H	UCF	4	2

Non-Div. I Games:

Indiana

Average RPI Win:		64	WON-LOST		WINNING		LAST 10		STRENGTH OF		OPP. STRENGTH		TEAM		ADJ		CONF.		ADJ CONF.	
Average RPI Loss:		60	RECORD		PCT. RANK		GAMES		SCHEDULE		OF SCHEDULE		RPI		RPI		RPI		RPI	
DIV. I ONLY			10-3-4		.70588		21		7-2-1		11		6		11		.63427		3	
DIV. I NON-CONF.			5-1-3		.72222		23		2-0-0		11		7		7		.63098		4	
TOTALS		RPI 1-25		RPI 26-50		W-L RECORDS		RPI 51-100		RPI 101-150		RPI 150+								
10-3-4		3-1-3		1-0-1		OVERALL		3-2-0		3-0-0		0-0-0								
5-2-2		1-1-1		0-0-1		HOME		2-1-0		2-0-0		0-0-0								
5-1-1		2-0-1		1-0-0		AWAY		1-1-0		1-0-0		0-0-0								
0-0-1		0-0-1		0-0-0		NEUTRAL		0-0-0		0-0-0		0-0-0								
5-1-3		1-0-3		1-0-0		NON-CONFERENCE		1-1-0		2-0-0		0-0-0								
3-1-1		0-0-1		0-0-0		HOME		1-1-0		2-0-0		0-0-0								
2-0-1		1-0-1		1-0-		AWAY		0-0-0		0-0-0		0-0-0								
0-0-1		0-0-1		0-0-0		NEUTRAL		0-0-0		0-0-0		0-0-0								
5-2-1		2-1-0		0-0-1		CONFERENCE		2-1-0		1-0-0		0-0-0								
2-1-1		1-1-0		0-0-1		HOME		1-0-0		0-0-0		0-0-0								
3-1-0		1-0-0		0-0-0		AWAY		1-1-0		1-0-0		0-0-0								
0-0-0		0-0-0		0-0-0		NEUTRAL		0-0-0		0-0-0		0-0-0								
RPI	S	Opponent		Score		RPI	S	Opponent		Score		RPI	S	Opponent		Score				
2	A	Indiana		1	1	44	A	Princeton		3	1	54	A	Butler		2	0			
4	N	Notre Dame		0	0	46	H	Marquette		0	0	66	A	Seton Hall		0	1			
10	A	Creighton		1	0							69	H	St. John's (NY)		1	0			
14	H	Providence		0	2							74	H	Harvard		2	0			
15	H	UC Irvine		1	1							100	H	VCU		1	2			
17	A	Maryland		1	0															
18	H	Xavier		1	0															
LAST 10 GAMES																				
						69	H	St. John's (NY)		1	0	131	A	DePaul		2	0			
						18	H	Xavier		1	0	46	H	Marquette		0	0			
						10	A	Creighton		1	0	17	A	Maryland		1	0			
						66	A	Seton Hall		0	1	54	A	Butler		2	0			
						14	H	Providence		0	2	104	H	William & Mary		1	0			

Non-Div. I Games:

Georgetown

Average RPI Win:	54	WON-LOST	WINNING	LAST 10	STRENGTH OF	OPP. STRENGTH	TEAM	ADJ	CONF.	ADJ CONF.	
Average RPI Loss:	28	RECORD	PCT. RANK	GAMES	SCHEDULE	OF SCHEDULE	RPI	RPI	RPI	RPI	
DIV. I ONLY	10-4-3	.67647	28	6-3-1	4	3	5	.63404	4	2	3
DIV. I NON-CONF.	4-3-2	.55556	83	2-2-1	2	1	4	.62984	5	3	3
<hr/>											
TOTALS	RPI 1-25	RPI 26-50		W-L RECORDS		RPI 51-100		RPI 101-150		RPI 150+	
10-4-3	3-2-3	3-2-0		OVERALL		3-0-0		0-0-0		1-0-0	
6-2-1	2-1-1	2-1-0		HOME		2-0-0		0-0-0		0-0-0	
3-2-1	1-1-1	0-1-0		AWAY		1-0-0		0-0-0		1-0-0	
1-0-1	0-0-1	1-0-0		NEUTRAL		0-0-0		0-0-0		0-0-0	
4-3-2	1-2-2	2-1-0		NON-CONFERENCE		1-0-0		0-0-0		0-0-0	
3-1-1	1-1-1	1-0-0		HOME		1-0-0		0-0-0		0-0-0	
0-2-0	0-1-0	0-0-		AWAY		0-0-0		0-0-0		0-0-0	
1-0-1	0-0-1	1-0-0		NEUTRAL		0-0-0		0-0-0		0-0-0	
6-1-1	2-0-1	1-1-0		CONFERENCE		2-0-0		0-0-0		1-0-0	
3-1-0	1-0-0	1-1-0		HOME		1-0-0		0-0-0		0-0-0	
3-0-1	1-0-1	0-0-0		AWAY		1-0-0		0-0-0		1-0-0	
0-0-0	0-0-0	0-0-0		NEUTRAL		0-0-0		0-0-0		0-0-0	
RPI S	Opponent	Score		RPI S	Opponent	Score		RPI S	Opponent	Score	
2 A	Indiana	0	1	29 H	Louisville	3	2	51 A	Duke	4	1
3 N	Georgetown	0	0	31 H	Dartmouth	4	1	75 H	Virginia Tech	3	1
8 A	Syracuse	1	0	42 H	Boston College	0	1	100 H	VCU	1	0
9 A	Virginia	1	1	43 A	Michigan	2	3				
13 H	North Carolina	2	0	46 N	Marquette	2	1				
19 H	Michigan St.	1	1								
22 H	Northwestern	1	0								
25 H	Kentucky	0	1								
<hr/>											
LAST 10 GAMES											
164 A	Pittsburgh	4	1	22 H	Northwestern	1	0				
19 H	Michigan St.	1	1	29 H	Louisville	3	2				
75 H	Virginia Tech	3	1	43 A	Michigan	2	3				
2 A	Indiana	0	1	42 H	Boston College	0	1				
51 A	Duke	4	1	100 H	VCU	1	0				

Non-Div. I Games:

Notre Dame

Average RPI Win: 74		WON-LOST	WINNING	LAST 10	STRENGTH OF		OPP. STRENGTH	TEAM	ADJ	CONF.	ADJ CONF.
Average RPI Loss: 22		RECORD	PCT. RANK	GAMES	SCHEDULE		OF SCHEDULE	RPI	RPI	RPI	RPI
DIV. I ONLY		10-3-1	.75	9	7-2-1		18	1	4	.63271	5
DIV. I NON-CONF.		6-1-0	.85714	8	3-0-0		78	58	26	.58084	22
TOTALS		RPI 1-25	RPI 26-50		W-L RECORDS		RPI 51-100		RPI 101-150		RPI 150+
10-3-1	2-2-1	1-1-0		OVERALL		4-0-0		3-0-0		0-0-0	
6-0-0	1-0-0	0-0-0		HOME		2-0-0		3-0-0		0-0-0	
4-3-1	1-2-1	1-1-0		AWAY		2-0-0		0-0-0		0-0-0	
0-0-0	0-0-0	0-0-0		NEUTRAL		0-0-0		0-0-0		0-0-0	
6-1-0	0-1-0	1-0-0		NON-CONFERENCE		2-0-0		3-0-0		0-0-0	
4-0-0	0-0-0	0-0-0		HOME		1-0-0		3-0-0		0-0-0	
2-1-0	0-1-0	1-0-		AWAY		1-0-0		0-0-0		0-0-0	
0-0-0	0-0-0	0-0-0		NEUTRAL		0-0-0		0-0-0		0-0-0	
4-2-1	2-1-1	0-1-0		CONFERENCE		2-0-0		0-0-0		0-0-0	
2-0-0	1-0-0	0-0-0		HOME		1-0-0		0-0-0		0-0-0	
2-2-1	1-1-1	0-1-0		AWAY		1-0-0		0-0-0		0-0-0	
0-0-0	0-0-0	0-0-0		NEUTRAL		0-0-0		0-0-0		0-0-0	
RPI S	Opponent	Score		RPI S	Opponent	Score		RPI S	Opponent	Score	
1 A	UCLA	1	0	30 A	Wake Forest	4	1	58 H	Delaware	4	2
1 H	UCLA	3	2	41 A	Oregon St.	2	6	73 A	San Diego St.	2	1
6 A	Stanford	1	1					73 H	San Diego St.	4	3
11 A	Washington	2	3					95 A	Santa Clara	4	0
13 A	North Carolina	1	3								
				LAST 10 GAMES							
				1 A	UCLA	1	0	41 A	Oregon St.	2	6
				73 A	San Diego St.	2	1	11 A	Washington	2	3
				6 A	Stanford	1	1	95 A	Santa Clara	4	0
				73 H	San Diego St.	4	3	133 H	SIUE	2	1
				1 H	UCLA	3	2	58 H	Delaware	4	2

Non-Div. I Games:

California

Average RPI Win:	88	WON-LOST RECORD	WINNING PCT. RANK	LAST 10 GAMES	STRENGTH OF SCHEDULE	OPP. STRENGTH OF SCHEDULE	TEAM RPI	ADJ RPI	CONF. RPI	ADJ CONF. RPI		
DIV. I ONLY		10-2-3	.76667	4	6-1-3	10	15	2	.63198	6	1	1
DIV. I NON-CONF.		7-1-0	.875	5	3-0-0	25	109	12	.59989	14	1	1
<hr/>												
TOTALS	RPI 1-25	RPI 26-50		W-L RECORDS		RPI 51-100		RPI 101-150		RPI 150+		
10-2-3	0-2-3	3-0-0		OVERALL		3-0-0		4-0-0		0-0-0		
6-0-2	0-0-2	1-0-0		HOME		2-0-0		3-0-0		0-0-0		
4-2-1	0-2-1	2-0-0		AWAY		1-0-0		1-0-0		0-0-0		
0-0-0	0-0-0	0-0-0		NEUTRAL		0-0-0		0-0-0		0-0-0		
7-1-0	0-1-0	2-0-0		NON-CONFERENCE		1-0-0		4-0-0		0-0-0		
5-0-0	0-0-0	1-0-0		HOME		1-0-0		3-0-0		0-0-0		
2-1-0	0-1-0	1-0-		AWAY		0-0-0		1-0-0		0-0-0		
0-0-0	0-0-0	0-0-0		NEUTRAL		0-0-0		0-0-0		0-0-0		
3-1-3	0-1-3	1-0-0		CONFERENCE		2-0-0		0-0-0		0-0-0		
1-0-2	0-0-2	0-0-0		HOME		1-0-0		0-0-0		0-0-0		
2-1-1	0-1-1	1-0-0		AWAY		1-0-0		0-0-0		0-0-0		
0-0-0	0-0-0	0-0-0		NEUTRAL		0-0-0		0-0-0		0-0-0		
RPI	S	Opponent	Score	RPI	S	Opponent	Score	RPI	S	Opponent	Score	
1	A	UCLA	2 2	41	A	Oregon St.	1 0	58	H	Delaware	2 1	
1	H	UCLA	1 1	45	A	San Francisco	3 0	73	A	San Diego St.	1 0	
5	H	California	1 1	47	H	UC Santa Barbara	4 1	73	H	San Diego St.	2 0	
10	A	Creighton	0 2									
11	A	Washington	1 3									
<hr/>												
LAST 10 GAMES												
73	A	San Diego St.	1 0	73	H	San Diego St.	2 0					
1	A	UCLA	2 2	11	A	Washington	1 3					
45	A	San Francisco	3 0	41	A	Oregon St.	1 0					
5	H	California	1 1	143	H	Gonzaga	3 0					
1	H	UCLA	1 1	58	H	Delaware	2 1					

Non-Div. I Games:

Stanford

Average RPI Win:	81	WON-LOST RECORD	WINNING PCT. RANK	LAST 10 GAMES	STRENGTH OF SCHEDULE	OPP. STRENGTH OF SCHEDULE	TEAM RPI	ADJ RPI	CONF. RPI	ADJ CONF. RPI		
DIV. I ONLY		13-2-1	.84375	2	8-1-1	38	39	3	.63085	7	5	5
DIV. I NON-CONF.		8-1-0	.88889	4	3-0-0	21	55	1	.64981	1	5	5
<hr/>												
TOTALS	RPI 1-25	RPI 26-50		W-L RECORDS		RPI 51-100		RPI 101-150		RPI 150+		
13-2-1	2-1-0	4-1-0		OVERALL		2-0-0		3-0-1		2-0-0		
7-1-0	1-1-0	2-0-0		HOME		1-0-0		2-0-0		1-0-0		
6-1-1	1-0-0	2-1-0		AWAY		1-0-0		1-0-1		1-0-0		
0-0-0	0-0-0	0-0-0		NEUTRAL		0-0-0		0-0-0		0-0-0		
8-1-0	1-1-0	3-0-0		NON-CONFERENCE		0-0-0		3-0-0		1-0-0		
3-1-0	0-1-0	1-0-0		HOME		0-0-0		2-0-0		0-0-0		
5-0-0	1-0-0	2-0-		AWAY		0-0-0		1-0-0		1-0-0		
0-0-0	0-0-0	0-0-0		NEUTRAL		0-0-0		0-0-0		0-0-0		
5-1-1	1-0-0	1-1-0		CONFERENCE		2-0-0		0-0-1		1-0-0		
4-0-0	1-0-0	1-0-0		HOME		1-0-0		0-0-0		1-0-0		
1-1-1	0-0-0	0-1-0		AWAY		1-0-0		0-0-1		0-0-0		
0-0-0	0-0-0	0-0-0		NEUTRAL		0-0-0		0-0-0		0-0-0		
RPI S	Opponent	Score	RPI S	Opponent	Score	RPI S	Opponent	Score	RPI S	Opponent	Score	
12 A	Clemson	1 0	30 A	Wake Forest	1 0	67 A	South Carolina	3 0	104 H	William & Mary	3 1	
20 H	UAB	1 0	35 H	New Mexico	2 0	98 H	FIU	4 3	108 H	Wofford	3 2	
24 H	Coastal Caro.	1 2	38 A	Old Dominion	1 2				134 A	Marshall	0 0	
			39 H	Radford	2 1				149 A	Campbell	6 1	
			49 A	Winthrop	3 0				159 A	UNC Greensboro	2 0	
									187 H	Fla. Atlantic	4 1	
			LAST 10 GAMES									
			187 H	Fla. Atlantic	4 1	98 H	FIU	4 3				
			30 A	Wake Forest	1 0	12 A	Clemson	1 0				
			20 H	UAB	1 0	67 A	South Carolina	3 0				
			134 A	Marshall	0 0	104 H	William & Mary	3 1				
			38 A	Old Dominion	1 2	35 H	New Mexico	2 0				

Non-Div. I Games:

Charlotte

Average RPI Win: 80		WON-LOST RECORD		WINNING PCT. RANK		LAST 10 GAMES		STRENGTH OF SCHEDULE		OPP. STRENGTH OF SCHEDULE		TEAM RPI		ADJ RPI		CONF. RPI		ADJ CONF. RPI	
DIV. I ONLY		14-2-1		.85294 1		8-1-1		60		7		8		.62177 8		2		3	
DIV. I NON-CONF.		9-0-0		1 1		4-0-0		131		46		24		.57931 24		3		3	
TOTALS		RPI 1-25		RPI 26-50		W-L RECORDS		RPI 51-100		RPI 101-150		RPI 150+							
14-2-1		2-1-0		3-1-0		OVERALL		5-0-1		1-0-0		3-0-0							
8-1-0		1-1-0		2-0-0		HOME		2-0-0		1-0-0		2-0-0							
6-1-1		1-0-0		1-1-0		AWAY		3-0-1		0-0-0		1-0-0							
0-0-0		0-0-0		0-0-0		NEUTRAL		0-0-0		0-0-0		0-0-0							
9-0-0		0-0-0		1-0-0		NON-CONFERENCE		4-0-0		1-0-0		3-0-0							
5-0-0		0-0-0		0-0-0		HOME		2-0-0		1-0-0		2-0-0							
4-0-0		0-0-0		1-0-		AWAY		2-0-0		0-0-0		1-0-0							
0-0-0		0-0-0		0-0-0		NEUTRAL		0-0-0		0-0-0		0-0-0							
5-2-1		2-1-0		2-1-0		CONFERENCE		1-0-1		0-0-0		0-0-0							
3-1-0		1-1-0		2-0-0		HOME		0-0-0		0-0-0		0-0-0							
2-1-1		1-0-0		0-1-0		AWAY		1-0-1		0-0-0		0-0-0							
0-0-0		0-0-0		0-0-0		NEUTRAL		0-0-0		0-0-0		0-0-0							
RPI	S	Opponent		Score		RPI	S	Opponent		Score		RPI	S	Opponent		Score			
4	H	Notre Dame		0 1		29	A	Louisville		1 2		61	H	Cornell		3 0			
9	H	Virginia		1 0		30	H	Wake Forest		3 1		64	H	St. Mary's (CA)		3 0			
12	A	Clemson		1 0		42	H	Boston College		2 1		69	A	St. John's (NY)		1 0			
						50	A	UConn		4 0		72	A	North Carolina St.		0 0			
												75	A	Virginia Tech		1 0			
												94	A	Rutgers		1 0			
LAST 10 GAMES																			
						42	H	Boston College		2 1		30	H	Wake Forest		3 1			
						72	A	North Carolina St.		0 0		176	H	Albany (NY)		2 1			
						113	H	Bucknell		4 1		75	A	Virginia Tech		1 0			
						29	A	Louisville		1 2		9	H	Virginia		1 0			
						50	A	UConn		4 0		157	A	Binghamton		1 0			

Non-Div. I Games:

Syracuse

Average RPI Win:		70	WON-LOST RECORD		WINNING PCT. RANK		LAST 10 GAMES		STRENGTH OF SCHEDULE		OPP. STRENGTH OF SCHEDULE		TEAM RPI	ADJ RPI		CONF. RPI		ADJ CONF. RPI		
DIV. I ONLY			9-5-2		.625		50		5-4-1		2		21		10	.62001		9	2	3
DIV. I NON-CONF.			6-2-0		.75		18		3-1-0		1		28		6	.6218		7	3	3
TOTALS		RPI 1-25		RPI 26-50		W-L RECORDS		RPI 51-100		RPI 101-150		RPI 150+								
9-5-2		1-2-2		3-3-0		OVERALL		3-0-0		1-0-0		1-0-0								
6-2-1		0-0-1		2-2-0		HOME		3-0-0		1-0-0		0-0-0								
2-3-1		0-2-1		1-1-0		AWAY		0-0-0		0-0-0		1-0-0								
1-0-0		1-0-0		0-0-0		NEUTRAL		0-0-0		0-0-0		0-0-0								
6-2-0		1-0-0		3-2-0		NON-CONFERENCE		1-0-0		1-0-0		0-0-0								
4-1-0		0-0-0		2-1-0		HOME		1-0-0		1-0-0		0-0-0								
1-1-0		0-0-0		1-0-		AWAY		0-0-0		0-0-0		0-0-0								
1-0-0		1-0-0		0-0-0		NEUTRAL		0-0-0		0-0-0		0-0-0								
3-3-2		0-2-2		0-1-0		CONFERENCE		2-0-0		0-0-0		1-0-0								
2-1-1		0-0-1		0-1-0		HOME		2-0-0		0-0-0		0-0-0								
1-2-1		0-2-1		0-0-0		AWAY		0-0-0		0-0-0		1-0-0								
0-0-0		0-0-0		0-0-0		NEUTRAL		0-0-0		0-0-0		0-0-0								
RPI	S	Opponent		Score		RPI	S	Opponent		Score		RPI	S	Opponent		Score				
4	H	Notre Dame		1	1	28	A	George Mason		1	0	51	H	Duke		1	0			
8	A	Syracuse		0	1	30	H	Wake Forest		1	2	75	H	Virginia Tech		1	0			
12	A	Clemson		1	2	33	H	Davidson		1	2	100	H	VCU		1	0			
13	A	North Carolina		1	1	38	H	Old Dominion		1	0									
20	N	UAB		2	1	39	H	Radford		3	0									
						40	A	Tulsa		0	1									
LAST 10 GAMES																				
13	A	North Carolina		1	1	28	A	George Mason		1	0									
30	H	Wake Forest		1	2	164	A	Pittsburgh		3	0									
39	H	Radford		3	0	112	H	James Madison		2	1									
12	A	Clemson		1	2	8	A	Syracuse		0	1									
51	H	Duke		1	0	33	H	Davidson		1	2									

Non-Div. I Games:

Virginia

Average RPI Win:	96	WON-LOST RECORD	WINNING PCT. RANK	LAST 10 GAMES	STRENGTH OF SCHEDULE	OPP. STRENGTH OF SCHEDULE	TEAM RPI	ADJ RPI	CONF. RPI	ADJ CONF. RPI		
DIV. I ONLY		13-2-2	.82353	3	8-1-1	35	24	6	.61639	10	4	4
DIV. I NON-CONF.		7-1-1	.83333	9	2-0-0	39	61	5	.61101	9	4	4
<hr/>												
TOTALS	RPI 1-25	RPI 26-50		W-L RECORDS		RPI 51-100		RPI 101-150		RPI 150+		
13-2-2	1-2-1	1-0-1		OVERALL		6-0-0		3-0-0		2-0-0		
9-2-0	1-2-0	1-0-0		HOME		4-0-0		2-0-0		1-0-0		
4-0-2	0-0-1	0-0-1		AWAY		2-0-0		1-0-0		1-0-0		
0-0-0	0-0-0	0-0-0		NEUTRAL		0-0-0		0-0-0		0-0-0		
7-1-1	1-1-0	0-0-1		NON-CONFERENCE		2-0-0		2-0-0		2-0-0		
6-1-0	1-1-0	0-0-0		HOME		2-0-0		2-0-0		1-0-0		
1-0-1	0-0-0	0-1-		AWAY		0-0-0		0-0-0		1-0-0		
0-0-0	0-0-0	0-0-0		NEUTRAL		0-0-0		0-0-0		0-0-0		
6-1-1	0-1-1	1-0-0		CONFERENCE		4-0-0		1-0-0		0-0-0		
3-1-0	0-1-0	1-0-0		HOME		2-0-0		0-0-0		0-0-0		
3-0-1	0-0-1	0-0-0		AWAY		2-0-0		1-0-0		0-0-0		
0-0-0	0-0-0	0-0-0		NEUTRAL		0-0-0		0-0-0		0-0-0		
RPI	S	Opponent	Score	RPI	S	Opponent	Score	RPI	S	Opponent	Score	
3	H	Georgetown	0 1	40	A	Tulsa	1 1	54	H	Butler	2 1	
6	H	Stanford	2 0	46	H	Marquette	2 0	66	H	Seton Hall	3 2	
16	H	Saint Louis	0 1					69	A	St. John's (NY)	1 0	
18	A	Xavier	1 1					80	A	Villanova	1 0	
								95	H	Santa Clara	1 0	
								99	H	Western Ill.	1 0	

Non-Div. I Games:

Creighton

Average RPI Win: 73		WON-LOST	WINNING	LAST 10	STRENGTH OF		OPP. STRENGTH	TEAM	ADJ	CONF.	ADJ CONF.
Average RPI Loss: 22		RECORD	PCT. RANK	GAMES	SCHEDULE		OF SCHEDULE	RPI	RPI	RPI	RPI
DIV. I ONLY		11-3-1	.76667	4	24		4	9	.6132	11	1
DIV. I NON-CONF.		7-1-0	.875	5	82		59	22	.57891	26	1
TOTALS		RPI 1-25	RPI 26-50		W-L RECORDS		RPI 51-100		RPI 101-150		RPI 150+
11-3-1	2-2-0	2-0-1		OVERALL		4-1-0		3-0-0		0-0-0	
6-2-0	2-1-0	2-0-0		HOME		2-1-0		0-0-0		0-0-0	
5-1-1	0-1-0	0-0-1		AWAY		2-0-0		3-0-0		0-0-0	
0-0-0	0-0-0	0-0-0		NEUTRAL		0-0-0		0-0-0		0-0-0	
7-1-0	0-0-0	2-0-0		NON-CONFERENCE		2-1-0		3-0-0		0-0-0	
3-1-0	0-0-0	2-0-0		HOME		1-1-0		0-0-0		0-0-0	
4-0-0	0-0-0	0-0-		AWAY		1-0-0		3-0-0		0-0-0	
0-0-0	0-0-0	0-0-0		NEUTRAL		0-0-0		0-0-0		0-0-0	
4-2-1	2-2-0	0-0-1		CONFERENCE		2-0-0		0-0-0		0-0-0	
3-1-0	2-1-0	0-0-0		HOME		1-0-0		0-0-0		0-0-0	
1-1-1	0-1-0	0-0-1		AWAY		1-0-0		0-0-0		0-0-0	
0-0-0	0-0-0	0-0-0		NEUTRAL		0-0-0		0-0-0		0-0-0	
RPI S	Opponent	Score		RPI S	Opponent	Score		RPI S	Opponent	Score	
1 A	UCLA	1	2	41 A	Oregon St.	1	1	56 A	South Fla.	2	1
1 H	UCLA	1	2	48 H	Seattle	4	1	64 H	St. Mary's (CA)	1	2
5 H	California	3	2	50 H	UConn	3	1	73 A	San Diego St.	3	2
6 H	Stanford	3	1					73 H	San Diego St.	1	0
								96 H	Penn	3	1
				LAST 10 GAMES							
				73 H	San Diego St.	1	0	6 H	Stanford	3	1
				1 H	UCLA	1	2	5 H	California	3	2
				73 A	San Diego St.	3	2	140 A	Portland	2	1
				1 A	UCLA	1	2	56 A	South Fla.	2	1
				41 A	Oregon St.	1	1	116 A	FGCU	1	0

Non-Div. I Games:

Washington

Average RPI Win: 64		WON-LOST RECORD		WINNING PCT. RANK		LAST 10 GAMES		STRENGTH OF SCHEDULE		OPP. STRENGTH OF SCHEDULE		TEAM RPI		ADJ RPI		CONF. RPI		ADJ CONF. RPI	
DIV. I ONLY		10-6-1		.61765 57		6-3-1		9		16		14		.60408 12		2		3	
DIV. I NON-CONF.		5-4-0		.55556 83		2-1-0		17		19		18		.59347 16		3		3	
TOTALS		RPI 1-25		RPI 26-50		W-L RECORDS		RPI 51-100		RPI 101-150		RPI 150+							
10-6-1		3-4-0		3-0-1		OVERALL		2-2-0		0-0-0		2-0-0							
7-2-0		2-2-0		2-0-0		HOME		2-0-0		0-0-0		1-0-0							
3-3-1		1-1-0		1-0-1		AWAY		0-2-0		0-0-0		1-0-0							
0-1-0		0-1-0		0-0-0		NEUTRAL		0-0-0		0-0-0		0-0-0							
5-4-0		2-2-0		1-0-0		NON-CONFERENCE		1-2-0		0-0-0		1-0-0							
4-1-0		1-1-0		1-0-0		HOME		1-0-0		0-0-0		1-0-0							
1-2-0		1-0-0		0-0-		AWAY		0-2-0		0-0-0		0-0-0							
0-1-0		0-1-0		0-0-0		NEUTRAL		0-0-0		0-0-0		0-0-0							
5-2-1		1-2-0		2-0-1		CONFERENCE		1-0-0		0-0-0		1-0-0							
3-1-0		1-1-0		1-0-0		HOME		1-0-0		0-0-0		0-0-0							
2-1-1		0-1-0		1-0-1		AWAY		0-0-0		0-0-0		1-0-0							
0-0-0		0-0-0		0-0-0		NEUTRAL		0-0-0		0-0-0		0-0-0							
RPI	S	Opponent		Score		RPI	S	Opponent		Score		RPI	S	Opponent		Score			
7	H	Charlotte		0	1	29	A	Louisville		0	0	56	H	South Fla.		3	0		
8	H	Syracuse		0	1	30	H	Wake Forest		3	1	67	A	South Carolina		1	2		
9	H	Virginia		2	1	39	H	Radford		1	0	72	H	North Carolina St.		2	0		
13	A	North Carolina		2	3	42	A	Boston College		2	0	73	A	San Diego St.		1	2		
14	A	Providence		2	1														
15	N	UC Irvine		1	2														
24	H	Coastal Caro.		2	1														
LAST 10 GAMES																			
72	H	North Carolina St.		2	0	164	A	Pittsburgh		2	0	7	H	Charlotte		0	1		
56	H	South Fla.		3	0	7	H	Charlotte		0	1	13	A	North Carolina		2	3		
29	A	Louisville		0	0	13	A	North Carolina		2	3	30	H	Wake Forest		3	1		
24	H	Coastal Caro.		2	1	30	H	Wake Forest		3	1	8	H	Syracuse		0	1		
9	H	Virginia		2	1	8	H	Syracuse		0	1								

Non-Div. I Games:

Clemson

Average RPI Win:		92	WON-LOST RECORD		WINNING PCT. RANK	LAST 10 GAMES		STRENGTH OF SCHEDULE		OPP. STRENGTH OF SCHEDULE	TEAM RPI	ADJ RPI	CONF. RPI	ADJ CONF. RPI			
Average RPI Loss:		20	12-4-1		.73529	13	7-2-1	31		17	12	.60283	13	2	3		
DIV. I ONLY			7-2-0		.77778	16	3-1-0	34		44	15	.59857	15	3	3		
DIV. I NON-CONF.																	
TOTALS		RPI 1-25		RPI 26-50		W-L RECORDS		RPI 51-100		RPI 101-150		RPI 150+					
12-4-1		2-3-1		2-0-0		OVERALL		3-1-0		2-0-0		3-0-0					
7-1-1		2-1-1		0-0-0		HOME		1-0-0		1-0-0		3-0-0					
5-3-0		0-2-0		2-0-0		AWAY		2-1-0		1-0-0		0-0-0					
0-0-0		0-0-0		0-0-0		NEUTRAL		0-0-0		0-0-0		0-0-0					
7-2-0		1-2-0		1-0-0		NON-CONFERENCE		1-0-0		2-0-0		2-0-0					
4-1-0		1-1-0		0-0-0		HOME		0-0-0		1-0-0		2-0-0					
3-1-0		0-1-0		1-0-		AWAY		1-0-0		1-0-0		0-0-0					
0-0-0		0-0-0		0-0-0		NEUTRAL		0-0-0		0-0-0		0-0-0					
5-2-1		1-1-1		1-0-0		CONFERENCE		2-1-0		0-0-0		1-0-0					
3-0-1		1-0-1		0-0-0		HOME		1-0-0		0-0-0		1-0-0					
2-2-0		0-1-0		1-0-0		AWAY		1-1-0		0-0-0		0-0-0					
0-0-0		0-0-0		0-0-0		NEUTRAL		0-0-0		0-0-0		0-0-0					
RPI	S	Opponent		Score		RPI	S	Opponent		Score		RPI	S	Opponent		Score	
1	H	UCLA		0	1	38	A	Old Dominion		1	0	51	A	Duke		1	2
4	A	Notre Dame		0	2	42	A	Boston College		2	0	72	A	North Carolina St.		1	0
5	H	California		3	1							75	H	Virginia Tech		5	0
9	H	Virginia		1	1							100	A	VCU		1	0
12	H	Clemson		3	2												
23	A	UNCW		3	4												
LAST 10 GAMES																	
		9 H Virginia		1	1			75 H Virginia Tech		5	0						
		165 H Ga. Southern		6	2			149 H Campbell		3	0						
		42 A Boston College		2	0			12 H Clemson		3	2						
		72 A North Carolina St.		1	0			23 A UNCW		3	4						
		174 H Georgia St.		4	0			4 A Notre Dame		0	2						

Non-Div. I Games:

North Carolina

Average RPI Win:		82	WON-LOST RECORD		WINNING PCT. RANK		LAST 10 GAMES		STRENGTH OF SCHEDULE		OPP. STRENGTH OF SCHEDULE		TEAM RPI		ADJ RPI		CONF. RPI		ADJ CONF. RPI					
DIV. I ONLY			10-3-2		.73333		16		6-2-2		34		19		13		.59938		14		4		4	
DIV. I NON-CONF.			5-2-0		.71429		29		1-1-0		29		54		16		.59189		17		4		4	
TOTALS		RPI 1-25		RPI 26-50				W-L RECORDS				RPI 51-100				RPI 101-150				RPI 150+				
10-3-2		1-1-1		0-0-1				OVERALL				5-2-0				4-0-0				0-0-0				
6-1-1		0-1-1		0-0-0				HOME				3-0-0				3-0-0				0-0-0				
4-2-1		1-0-0		0-0-1				AWAY				2-2-0				1-0-0				0-0-0				
0-0-0		0-0-0		0-0-0				NEUTRAL				0-0-0				0-0-0				0-0-0				
5-2-0		0-1-0		0-0-0				NON-CONFERENCE				2-1-0				3-0-0				0-0-0				
3-1-0		0-1-0		0-0-0				HOME				1-0-0				2-0-0				0-0-0				
2-1-0		0-0-0		0-0-				AWAY				1-1-0				1-0-0				0-0-0				
0-0-0		0-0-0		0-0-0				NEUTRAL				0-0-0				0-0-0				0-0-0				
5-1-2		1-0-1		0-0-1				CONFERENCE				3-1-0				1-0-0				0-0-0				
3-0-1		0-0-1		0-0-0				HOME				2-0-0				1-0-0				0-0-0				
2-1-1		1-0-0		0-0-1				AWAY				1-1-0				0-0-0				0-0-0				
0-0-0		0-0-0		0-0-0				NEUTRAL				0-0-0				0-0-0				0-0-0				
RPI	S	Opponent		Score		RPI	S	Opponent		Score		RPI	S	Opponent		Score		RPI	S	Opponent		Score		
3	A	Georgetown		2	0	46	A	Marquette		1	1	54	A	Butler		0	2	101	H	Northeastern		3	1	
12	H	Clemson		1	2							66	A	Seton Hall		3	0	109	H	Holy Cross		2	0	
18	H	Xavier		0	0							68	H	Rhode Island		5	1	115	A	Bryant		2	0	
												69	H	St. John's (NY)		3	2	131	H	DePaul		2	1	
												76	A	Brown		3	2							
												80	H	Villanova		2	1							
												88	A	Quinnipiac		1	3							
LAST 10 GAMES																								
						54	A	Butler		0	2	3	A	Georgetown		2	0							
						131	H	DePaul		2	1	80	H	Villanova		2	1							
						66	A	Seton Hall		3	0	18	H	Xavier		0	0							
						46	A	Marquette		1	1	101	H	Northeastern		3	1							
						69	H	St. John's (NY)		3	2	12	H	Clemson		1	2							

Non-Div. I Games:

Providence

Average RPI Win:	86	WON-LOST RECORD	WINNING PCT. RANK	LAST 10 GAMES	STRENGTH OF SCHEDULE	OPP. STRENGTH OF SCHEDULE	TEAM RPI	ADJ RPI	CONF. RPI	ADJ CONF. RPI					
DIV. I ONLY		12-4-2	.72222	17	5-4-1	47	56	20	.59769	15	6	6			
DIV. I NON-CONF.		8-0-1	.94444	2	1-0-0	19	80	11	.62051	8	6	6			
<hr/>															
TOTALS	RPI 1-25	RPI 26-50		W-L RECORDS		RPI 51-100		RPI 101-150		RPI 150+					
12-4-2	1-0-1	1-1-0		OVERALL		6-2-0		3-1-1		1-0-0					
5-1-0	0-0-0	0-0-0		HOME		3-1-0		1-0-0		1-0-0					
4-3-2	0-0-1	1-1-0		AWAY		3-1-0		0-1-1		0-0-0					
3-0-0	1-0-0	0-0-0		NEUTRAL		0-0-0		2-0-0		0-0-0					
<hr/>															
8-0-1	1-0-1	1-0-0		NON-CONFERENCE		3-0-0		2-0-0		1-0-0					
2-0-0	0-0-0	0-0-0		HOME		1-0-0		0-0-0		1-0-0					
3-0-1	0-0-1	1-0-		AWAY		2-0-0		0-0-0		0-0-0					
3-0-0	1-0-0	0-0-0		NEUTRAL		0-0-0		2-0-0		0-0-0					
<hr/>															
4-4-1	0-0-0	0-1-0		CONFERENCE		3-2-0		1-1-1		0-0-0					
3-1-0	0-0-0	0-0-0		HOME		2-1-0		1-0-0		0-0-0					
1-3-1	0-0-0	0-1-0		AWAY		1-1-0		0-1-1		0-0-0					
0-0-0	0-0-0	0-0-0		NEUTRAL		0-0-0		0-0-0		0-0-0					
<hr/>															
RPI S	Opponent	Score		RPI S	Opponent	Score		RPI S	Opponent	Score					
3 A	Georgetown	1	1	36 A	West Virginia	3	2	52 A	CSUN	0	2	111 A	Cal Poly	1	1
12 N	Clemson	2	1	47 A	UC Santa Barbara	0	1	52 H	CSUN	0	3	119 N	Utah Valley	2	1
								57 A	UNLV	4	2	120 N	Denver	2	1
								62 H	San Diego	1	0	124 A	UC Riverside	1	2
								63 A	Loyola Marymount	3	2	136 H	Sacramento St.	2	0
								71 H	UC Davis	1	0	200 H	Pacific	3	0
								78 A	Cal St. Fullerton	1	0				
								78 H	Cal St. Fullerton	1	0				
<hr/>															
LAST 10 GAMES															
								52 A	CSUN	0	2	136 H	Sacramento St.	2	0
								78 A	Cal St. Fullerton	1	0	71 H	UC Davis	1	0
								52 H	CSUN	0	3	47 A	UC Santa Barbara	0	1
								124 A	UC Riverside	1	2	111 A	Cal Poly	1	1
								78 H	Cal St. Fullerton	1	0	119 N	Utah Valley	2	1

Non-Div. I Games:

UC Irvine

Average RPI Win:		101	WON-LOST RECORD		WINNING PCT. RANK		LAST 10 GAMES		STRENGTH OF SCHEDULE		OPP. STRENGTH OF SCHEDULE		TEAM RPI		ADJ RPI		CONF. RPI		ADJ CONF. RPI				
DIV. I ONLY		11-3-2		.75		9		6-2-2		44		42		16		.59438		16		11		11	
DIV. I NON-CONF.		7-2-0		.77778		16		2-1-0		30		22		10		.60684		11		13		10	
TOTALS		RPI 1-25		RPI 26-50		W-L RECORDS		RPI 51-100		RPI 101-150		RPI 150+											
11-3-2		1-1-0		2-1-1		OVERALL		3-0-1		2-1-0		3-0-0											
10-0-0		0-0-0		2-0-0		HOME		3-0-0		2-0-0		3-0-0											
1-3-2		1-1-0		0-1-1		AWAY		0-0-1		0-1-0		0-0-0											
0-0-0		0-0-0		0-0-0		NEUTRAL		0-0-0		0-0-0		0-0-0											
7-2-0		1-1-0		2-0-0		NON-CONFERENCE		1-0-0		2-1-0		1-0-0											
6-0-0		0-0-0		2-0-0		HOME		1-0-0		2-0-0		1-0-0											
1-2-0		1-1-0		0-0-		AWAY		0-0-0		0-1-0		0-0-0											
0-0-0		0-0-0		0-0-0		NEUTRAL		0-0-0		0-0-0		0-0-0											
4-1-2		0-0-0		0-1-1		CONFERENCE		2-0-1		0-0-0		2-0-0											
4-0-0		0-0-0		0-0-0		HOME		2-0-0		0-0-0		2-0-0											
0-1-2		0-0-0		0-1-1		AWAY		0-0-1		0-0-0		0-0-0											
0-0-0		0-0-0		0-0-0		NEUTRAL		0-0-0		0-0-0		0-0-0											
RPI	S	Opponent		Score		RPI	S	Opponent		Score		RPI	S	Opponent		Score		RPI	S	Opponent		Score	
2	A	Indiana		1	3	28	A	George Mason		2	3	59	A	Dayton		2	2	107	A	Memphis		0	4
10	A	Creighton		1	0	29	H	Louisville		1	0	68	H	Rhode Island		1	0	129	H	Evansville		3	1
						33	A	Davidson		0	0	75	H	Virginia Tech		3	1	130	H	UMKC		2	0
						40	H	Tulsa		1	0	82	H	Duquesne		1	0	175	H	Central Ark.		2	0
																		181	H	Massachusetts		5	0
																		194	H	St. Bonaventure		3	0
						LAST 10 GAMES																	
						68	H	Rhode Island		1	0	33	A	Davidson		0	0						
						59	A	Dayton		2	2	194	H	St. Bonaventure		3	0						
						181	H	Massachusetts		5	0	2	A	Indiana		1	3						
						82	H	Duquesne		1	0	175	H	Central Ark.		2	0						
						28	A	George Mason		2	3	10	A	Creighton		1	0						

Non-Div. I Games:

Saint Louis

Average RPI Win: 71		WON-LOST RECORD		WINNING PCT. RANK		LAST 10 GAMES		STRENGTH OF SCHEDULE		OPP. STRENGTH OF SCHEDULE		TEAM RPI		ADJ RPI		CONF. RPI		ADJ CONF. RPI	
DIV. I ONLY		10-5-2		.64706 43		8-2-0		15		12		15		.59425 17		3		2	
DIV. I NON-CONF.		6-3-1		.65 44		4-1-0		27		26		20		.57781 27		2		2	
TOTALS		RPI 1-25		RPI 26-50		W-L RECORDS		RPI 51-100		RPI 101-150		RPI 150+							
10-5-2		3-3-0		1-1-1		OVERALL		4-1-1		1-0-0		1-0-0							
9-2-1		2-2-0		1-0-0		HOME		4-0-1		1-0-0		1-0-0							
1-3-1		1-1-0		0-1-1		AWAY		0-1-0		0-0-0		0-0-0							
0-0-0		0-0-0		0-0-0		NEUTRAL		0-0-0		0-0-0		0-0-0							
6-3-1		1-1-0		0-1-0		NON-CONFERENCE		4-1-1		0-0-0		1-0-0							
6-1-1		1-1-0		0-0-0		HOME		4-0-1		0-0-0		1-0-0							
0-2-0		0-0-0		0-0-		AWAY		0-1-0		0-0-0		0-0-0							
0-0-0		0-0-0		0-0-0		NEUTRAL		0-0-0		0-0-0		0-0-0							
4-2-1		2-2-0		1-0-1		CONFERENCE		0-0-0		1-0-0		0-0-0							
3-1-0		1-1-0		1-0-0		HOME		0-0-0		1-0-0		0-0-0							
1-1-1		1-1-0		0-0-1		AWAY		0-0-0		0-0-0		0-0-0							
0-0-0		0-0-0		0-0-0		NEUTRAL		0-0-0		0-0-0		0-0-0							
RPI S	Opponent		Score		RPI S	Opponent		Score		RPI S	Opponent		Score		RPI S	Opponent		Score	
2 A	Indiana		2	1	26 H	Ohio St.		1	0	55 A	Navy		1	2	118 H	Wisconsin		2	0
3 H	Georgetown		0	1	29 A	Louisville		0	1	59 H	Dayton		1	0	182 H	Hartwick		5	2
19 H	Michigan St.		0	1	43 A	Michigan		1	1	60 H	UMBC		0	0					
21 H	Penn St.		4	0						85 H	Lehigh		2	0					
22 A	Northwestern		2	3						95 H	Santa Clara		3	1					
24 H	Coastal Caro.		3	2						100 H	VCU		1	0					
LAST 10 GAMES																			
					26 H	Ohio St.		1	0	21 H	Penn St.		4	0					
					182 H	Hartwick		5	2	100 H	VCU		1	0					
					95 H	Santa Clara		3	1	22 A	Northwestern		2	3					
					2 A	Indiana		2	1	3 H	Georgetown		0	1					
					85 H	Lehigh		2	0	118 H	Wisconsin		2	0					

Non-Div. I Games:

Maryland

Average RPI Win: 99		WON-LOST RECORD		WINNING PCT. RANK		LAST 10 GAMES		STRENGTH OF SCHEDULE		OPP. STRENGTH OF SCHEDULE		TEAM RPI		ADJ RPI		CONF. RPI		ADJ CONF. RPI	
DIV. I ONLY		11-4-2		.70588 21		7-1-2		30		51		17		.5897 18		4		4	
DIV. I NON-CONF.		6-3-0		.66667 38		2-0-0		69		140		35		.55731 37		4		4	
TOTALS		RPI 1-25		RPI 26-50		W-L RECORDS		RPI 51-100		RPI 101-150		RPI 150+							
11-4-2		0-2-2		1-0-0		OVERALL		5-1-0		3-1-0		2-0-0							
7-1-1		0-0-1		0-0-0		HOME		4-1-0		1-0-0		2-0-0							
4-3-1		0-2-1		1-0-0		AWAY		1-0-0		2-1-0		0-0-0							
0-0-0		0-0-0		0-0-0		NEUTRAL		0-0-0		0-0-0		0-0-0							
6-3-0		0-1-0		0-0-0		NON-CONFERENCE		2-1-0		2-1-0		2-0-0							
4-1-0		0-0-0		0-0-0		HOME		2-1-0		0-0-0		2-0-0							
2-2-0		0-1-0		0-0-		AWAY		0-0-0		2-1-0		0-0-0							
0-0-0		0-0-0		0-0-0		NEUTRAL		0-0-0		0-0-0		0-0-0							
5-1-2		0-1-2		1-0-0		CONFERENCE		3-0-0		1-0-0		0-0-0							
3-0-1		0-0-1		0-0-0		HOME		2-0-0		1-0-0		0-0-0							
2-1-1		0-1-1		1-0-0		AWAY		1-0-0		0-0-0		0-0-0							
0-0-0		0-0-0		0-0-0		NEUTRAL		0-0-0		0-0-0		0-0-0							
RPI	S	Opponent		Score		RPI	S	Opponent		Score		RPI	S	Opponent		Score			
3	A	Georgetown		0	1	46	A	Marquette		1	0	61	H	Cornell		1	0		
10	H	Creighton		1	1							63	H	Loyola Marymount		2	0		
14	A	Providence		0	0							66	A	Seton Hall		3	1		
25	A	Kentucky		0	1							69	H	St. John's (NY)		1	0		
												80	H	Villanova		3	0		
												87	H	Lipscomb		2	3		
												113	A	Bucknell		1	0		
												118	A	Wisconsin		0	4		
												131	H	DePaul		2	0		
												132	A	Bradley		4	2		
												164	H	Pittsburgh		2	1		
												168	H	Cincinnati		3	0		
LAST 10 GAMES																			

Non-Div. I Games:

Xavier

Average RPI Win: 72		WON-LOST	WINNING	LAST 10	STRENGTH OF		OPP. STRENGTH	TEAM	ADJ	CONF.	ADJ CONF.
Average RPI Loss: 62		RECORD	PCT. RANK	GAMES	SCHEDULE		OF SCHEDULE	RPI	RPI	RPI	RPI
DIV. I ONLY		9-4-4	.64706	43	19		30	27	.58902	19	3
DIV. I NON-CONF.		6-2-2	.7	32	20		96	27	.58025	23	2
TOTALS		RPI 1-25	RPI 26-50		W-L RECORDS		RPI 51-100		RPI 101-150		RPI 150+
9-4-4		2-0-2	1-2-0		OVERALL		4-2-1		2-0-1		0-0-0
6-2-2		0-0-1	1-1-0		HOME		3-1-1		2-0-0		0-0-0
3-2-2		2-0-1	0-1-0		AWAY		1-1-0		0-0-1		0-0-0
0-0-0		0-0-0	0-0-0		NEUTRAL		0-0-0		0-0-0		0-0-0
6-2-2		0-0-1	1-0-0		NON-CONFERENCE		4-2-0		1-0-1		0-0-0
5-1-0		0-0-0	1-0-0		HOME		3-1-0		1-0-0		0-0-0
1-1-2		0-0-1	0-0-		AWAY		1-1-0		0-0-1		0-0-0
0-0-0		0-0-0	0-0-0		NEUTRAL		0-0-0		0-0-0		0-0-0
3-2-2		2-0-1	0-2-0		CONFERENCE		0-0-1		1-0-0		0-0-0
1-1-2		0-0-1	0-1-0		HOME		0-0-1		1-0-0		0-0-0
2-1-0		2-0-0	0-1-0		AWAY		0-0-0		0-0-0		0-0-0
0-0-0		0-0-0	0-0-0		NEUTRAL		0-0-0		0-0-0		0-0-0
RPI S	Opponent	Score		RPI S	Opponent	Score		RPI S	Opponent	Score	
4 A	Notre Dame	1	1	26 A	Ohio St.	2	3	70 A	Bowling Green	1	0
17 A	Maryland	1	0	27 H	Akron	1	0	81 H	Valparaiso	0	1
21 A	Penn St.	2	0	43 H	Michigan	2	3	84 H	SMU	1	0
22 H	Northwestern	1	1					86 H	Western Mich.	4	0
								94 H	Rutgers	0	0
								97 A	Oakland	0	2
								98 H	FIU	3	0
LAST 10 GAMES											
43 H	Michigan	2	3	86 H	Western Mich.	4	0	118 H	Wisconsin	2	1
4 A	Notre Dame	1	1	118 H	Wisconsin	2	1	27 H	Akron	1	0
22 H	Northwestern	1	1	27 H	Akron	1	0	26 A	Ohio St.	2	3
97 A	Oakland	0	2	26 A	Ohio St.	2	3	94 H	Rutgers	0	0
21 A	Penn St.	2	0	94 H	Rutgers	0	0				

Non-Div. I Games:

Michigan St.

UAB

Average RPI Win:		85	WON-LOST RECORD		WINNING PCT. RANK		LAST 10 GAMES		STRENGTH OF SCHEDULE		OPP. STRENGTH OF SCHEDULE		TEAM RPI		ADJ RPI		CONF. RPI		ADJ CONF. RPI				
DIV. I ONLY			9-6-1	.59375	66	6-4-0		8		36		18		.58583		20	5		5				
DIV. I NON-CONF.			5-3-1	.61111	58	2-1-0		16		38		21		.58463		21	5		5				
TOTALS		RPI 1-25		RPI 26-50		W-L RECORDS		RPI 51-100		RPI 101-150		RPI 150+											
9-6-1		1-3-0		1-2-0		OVERALL		4-1-1		3-0-0		0-0-0											
5-2-1		0-1-0		1-1-0		HOME		1-0-1		3-0-0		0-0-0											
4-2-0		1-1-0		0-1-0		AWAY		3-0-0		0-0-0		0-0-0											
0-2-0		0-1-0		0-0-0		NEUTRAL		0-1-0		0-0-0		0-0-0											
5-3-1		1-1-0		0-1-0		NON-CONFERENCE		2-1-1		2-0-0		0-0-0											
3-0-1		0-0-0		0-0-0		HOME		1-0-1		2-0-0		0-0-0											
2-1-0		1-0-0		0-0-		AWAY		1-0-0		0-0-0		0-0-0											
0-2-0		0-1-0		0-0-0		NEUTRAL		0-1-0		0-0-0		0-0-0											
4-3-0		0-2-0		1-1-0		CONFERENCE		2-0-0		1-0-0		0-0-0											
2-2-0		0-1-0		1-1-0		HOME		0-0-0		1-0-0		0-0-0											
2-1-0		0-1-0		0-0-0		AWAY		2-0-0		0-0-0		0-0-0											
0-0-0		0-0-0		0-0-0		NEUTRAL		0-0-0		0-0-0		0-0-0											
RPI	S	Opponent		Score		RPI	S	Opponent		Score		RPI	S	Opponent		Score							
7	A	Charlotte		0	1	27	A	Akron		0	1	52	N	CSUN		0	2	107	H	Memphis		3	1
9	N	Virginia		1	2	35	H	New Mexico		3	2	59	H	Dayton		0	0	128	H	Vermont		4	1
24	A	Coastal Caro.		2	1	38	H	Old Dominion		2	3	67	A	South Carolina		1	0	134	H	Marshall		7	2
25	H	Kentucky		0	1							79	H	Missouri St.		3	1						
												89	A	Mercer		2	1						
												98	A	FIU		3	2						

Average RPI Win:	81	WON-LOST RECORD	WINNING PCT. RANK	LAST 10 GAMES	STRENGTH OF SCHEDULE	OPP. STRENGTH OF SCHEDULE	TEAM RPI	ADJ RPI	CONF. RPI	ADJ CONF. RPI	
DIV. I ONLY		8-3-5	.65625 38	5-2-3	17	18	22	.58533 22	3	2	
DIV. I NON-CONF.		5-2-2	.66667 38	2-2-0	44	65	36	.55883 36	2	2	
<hr/>											
TOTALS	RPI 1-25		RPI 26-50	W-L RECORDS		RPI 51-100		RPI 101-150		RPI 150+	
8-3-5	2-1-2		0-1-2	OVERALL		4-0-1		1-1-0		1-0-0	
6-0-1	2-0-0		0-0-1	HOME		3-0-0		1-0-0		0-0-0	
2-3-3	0-1-2		0-1-1	AWAY		1-0-0		0-1-0		1-0-0	
0-0-1	0-0-0		0-0-0	NEUTRAL		0-0-1		0-0-0		0-0-0	
5-2-2	0-1-0		0-0-1	NON-CONFERENCE		3-0-1		1-1-0		1-0-0	
4-0-0	0-0-0		0-0-0	HOME		3-0-0		1-0-0		0-0-0	
1-2-1	0-1-0		0-1-	AWAY		0-0-0		0-1-0		1-0-0	
0-0-1	0-0-0		0-0-0	NEUTRAL		0-0-1		0-0-0		0-0-0	
3-1-3	2-0-2		0-1-1	CONFERENCE		1-0-0		0-0-0		0-0-0	
2-0-1	2-0-0		0-0-1	HOME		0-0-0		0-0-0		0-0-0	
1-1-2	0-0-2		0-1-0	AWAY		1-0-0		0-0-0		0-0-0	
0-0-0	0-0-0		0-0-0	NEUTRAL		0-0-0		0-0-0		0-0-0	
<hr/>											
RPI S	Opponent	Score	RPI S	Opponent	Score	RPI S	Opponent	Score	RPI S	Opponent	Score
2 A	Indiana	1 1	26 A	Ohio St.	0 2	65 H	Hofstra	3 0	127 A	Loyola Chicago	0 1
4 A	Notre Dame	0 1	43 H	Michigan	0 0	78 N	Cal St. Fullerton	0 0	131 H	DePaul	1 0
17 H	Maryland	3 2	47 A	UC Santa Barbara	1 1	81 H	Valparaiso	1 0	153 A	Northern Ill.	2 0
19 A	Michigan St.	1 1				88 H	Quinnipiac	2 0			
21 H	Penn St.	2 1				94 A	Rutgers	2 0			
<hr/>											
LAST 10 GAMES											
21 H Penn St.						153 A Northern Ill.					
127 A Loyola Chicago						17 H Maryland					
19 A Michigan St.						2 A Indiana					
94 A Rutgers						131 H DePaul					
4 A Notre Dame						43 H Michigan					

Non-Div. I Games:

Northwestern

UNCW

Average RPI Win: 97		WON-LOST RECORD		WINNING PCT. RANK		LAST 10 GAMES		STRENGTH OF SCHEDULE		OPP. STRENGTH OF SCHEDULE		TEAM RPI		ADJ RPI		CONF. RPI		ADJ CONF. RPI	
DIV. I ONLY		12-3-2		.76471 7		7-2-1		61		53		19		.58231 23		8		8	
DIV. I NON-CONF.		7-1-1		.83333 9		2-0-0		46		35		14		.6004 13		7		8	
TOTALS		RPI 1-25		RPI 26-50		W-L RECORDS		RPI 51-100		RPI 101-150		RPI 150+							
12-3-2		1-0-0		1-2-1		OVERALL		3-1-0		5-0-1		2-0-0							
5-3-1		1-0-0		0-2-1		HOME		2-1-0		0-0-0		2-0-0							
7-0-1		0-0-0		1-0-0		AWAY		1-0-0		5-0-1		0-0-0							
0-0-0		0-0-0		0-0-0		NEUTRAL		0-0-0		0-0-0		0-0-0							
7-1-1		1-0-0		1-1-1		NON-CONFERENCE		2-0-0		2-0-0		1-0-0							
3-1-1		1-0-0		0-1-1		HOME		1-0-0		0-0-0		1-0-0							
4-0-0		0-0-0		1-0-		AWAY		1-0-0		2-0-0		0-0-0							
0-0-0		0-0-0		0-0-0		NEUTRAL		0-0-0		0-0-0		0-0-0							
5-2-1		0-0-0		0-1-0		CONFERENCE		1-1-0		3-0-1		1-0-0							
2-2-0		0-0-0		0-1-0		HOME		1-1-0		0-0-0		1-0-0							
3-0-1		0-0-0		0-0-0		AWAY		0-0-0		3-0-1		0-0-0							
0-0-0		0-0-0		0-0-0		NEUTRAL		0-0-0		0-0-0		0-0-0							
RPI S	Opponent	Score		RPI S	Opponent	Score		RPI S	Opponent	Score		RPI S	Opponent	Score					
13 H	North Carolina	4	3	26 H	Ohio St.	1	1	51 H	Duke	2	1	101 A	Northeastern	2	0				
				37 H	Elon	1	2	58 H	Delaware	0	1	102 A	High Point	2	0				
				38 A	Old Dominion	2	1	65 H	Hofstra	2	0	104 A	William & Mary	1	0				
				49 H	Winthrop	1	2	67 A	South Carolina	2	1	112 A	James Madison	1	1				
												149 A	Campbell	1	0				
												150 A	Drexel	3	0				
												159 H	UNC Greensboro	2	1				
												162 H	Col. of Charleston	2	0				
				LAST 10 GAMES															
				150 A	Drexel	3	0	162 H	Col. of Charleston	2	0								
				65 H	Hofstra	2	0	58 H	Delaware	0	1								
				101 A	Northeastern	2	0	13 H	North Carolina	4	3								
				37 H	Elon	1	2	104 A	William & Mary	1	0								
				112 A	James Madison	1	1	51 H	Duke	2	1								

Average RPI Win:	105	WON-LOST RECORD	WINNING PCT. RANK	LAST 10 GAMES	STRENGTH OF SCHEDULE	OPP. STRENGTH OF SCHEDULE	TEAM RPI	ADJ RPI	CONF. RPI	ADJ CONF. RPI					
Average RPI Loss:	28														
DIV. I ONLY		11-5-0	.6875	26	8-2-0	42	64	23	.58225	24	20	20			
DIV. I NON-CONF.		5-4-0	.55556	83	2-1-0	3	2	3	.63377	3	15	16			
<hr/>															
TOTALS	RPI 1-25	RPI 26-50		W-L RECORDS		RPI 51-100		RPI 101-150		RPI 150+					
11-5-0	1-3-0	3-1-0		OVERALL		2-1-0		2-0-0		3-0-0					
5-2-0	0-1-0	2-0-0		HOME		1-1-0		0-0-0		2-0-0					
6-3-0	1-2-0	1-1-0		AWAY		1-0-0		2-0-0		1-0-0					
0-0-0	0-0-0	0-0-0		NEUTRAL		0-0-0		0-0-0		0-0-0					
<hr/>															
5-4-0	1-3-0	2-0-0		NON-CONFERENCE		2-1-0		0-0-0		0-0-0					
2-2-0	0-1-0	1-0-0		HOME		1-1-0		0-0-0		0-0-0					
3-2-0	1-2-0	1-0-		AWAY		1-0-0		0-0-0		0-0-0					
0-0-0	0-0-0	0-0-0		NEUTRAL		0-0-0		0-0-0		0-0-0					
<hr/>															
6-1-0	0-0-0	1-1-0		CONFERENCE		0-0-0		2-0-0		3-0-0					
3-0-0	0-0-0	1-0-0		HOME		0-0-0		0-0-0		2-0-0					
3-1-0	0-0-0	0-1-0		AWAY		0-0-0		2-0-0		1-0-0					
0-0-0	0-0-0	0-0-0		NEUTRAL		0-0-0		0-0-0		0-0-0					
<hr/>															
RPI S	Opponent	Score		RPI S	Opponent	Score		RPI S	Opponent	Score					
7 A	Charlotte	2	1	37 H	Elon	3	1	53 H	Furman	0	1	126 A	Liberty	2	0
12 A	Clemson	1	2	39 A	Radford	0	1	67 H	South Carolina	3	0	149 A	Campbell	1	0
17 A	Maryland	2	3	49 H	Winthrop	2	0	72 A	North Carolina St.	3	1	192 A	Gardner-Webb	2	1
20 H	UAB	1	2	50 A	UConn	3	2					196 H	UNC Asheville	4	0
												205 H	Presbyterian	2	0
<hr/>															
				LAST 10 GAMES											
				39 A Radford				205 H Presbyterian				2		0	
				49 H Winthrop				149 A Campbell				1		0	
				12 A Clemson				72 A North Carolina St.				3		1	
				126 A Liberty				37 H Elon				3		1	
				196 H UNC Asheville				192 A Gardner-Webb				2		1	

Non-Div. I Games:

Coastal Caro.

Average RPI Win: 82		WON-LOST RECORD		WINNING PCT. RANK		LAST 10 GAMES		STRENGTH OF SCHEDULE		OPP. STRENGTH OF SCHEDULE		TEAM RPI		ADJ RPI		CONF. RPI		ADJ CONF. RPI	
Average RPI Loss: 45																			
DIV. I ONLY		10-3-4		.70588 21		6-1-3		51		25		26		.5795 25		5		5	
DIV. I NON-CONF.		5-3-2		.6 65		1-1-1		36		16		19		.59098 18		5		5	
TOTALS		RPI 1-25		RPI 26-50		W-L RECORDS		RPI 51-100		RPI 101-150		RPI 150+							
10-3-4		3-1-0		1-1-2		OVERALL		2-0-1		3-1-0		1-0-1							
5-1-2		1-0-0		1-1-1		HOME		0-0-1		2-0-0		1-0-0							
5-1-2		2-0-0		0-0-1		AWAY		2-0-0		1-1-0		0-0-1							
0-1-0		0-1-0		0-0-0		NEUTRAL		0-0-0		0-0-0		0-0-0							
5-3-2		2-1-0		0-1-1		NON-CONFERENCE		0-0-1		2-1-0		1-0-0							
3-1-1		1-0-0		0-1-0		HOME		0-0-1		1-0-0		1-0-0							
2-1-1		1-0-0		0-1-		AWAY		0-0-0		1-1-0		0-0-0							
0-1-0		0-1-0		0-0-0		NEUTRAL		0-0-0		0-0-0		0-0-0							
5-0-2		1-0-0		1-0-1		CONFERENCE		2-0-0		1-0-0		0-0-1							
2-0-1		0-0-0		1-0-1		HOME		0-0-0		1-0-0		0-0-0							
3-0-1		1-0-0		0-0-0		AWAY		2-0-0		0-0-0		0-0-1							
0-0-0		0-0-0		0-0-0		NEUTRAL		0-0-0		0-0-0		0-0-0							
RPI S	Opponent	Score		RPI S	Opponent	Score		RPI S	Opponent	Score		RPI S	Opponent	Score					
2 N	Indiana	0	1	26 A	Ohio St.	1	1	53 H	Furman	0	0	103 A	Wright St.	0	1				
4 A	Notre Dame	1	0	29 H	Louisville	1	2	67 A	South Carolina	4	3	123 H	East Tenn. St.	2	0				
18 H	Xavier	1	0	35 H	New Mexico	1	0	98 A	FIU	1	0	129 A	Evansville	5	1				
20 A	UAB	1	0	38 H	Old Dominion	1	1					134 H	Marshall	2	0				
												187 A	Fla. Atlantic	0	0				
												191 H	Belmont	2	0				
				LAST 10 GAMES															
				98 A	FIU	1	0	134 H	Marshall	2	0								
				26 A	Ohio St.	1	1	20 A	UAB	1	0								
				67 A	South Carolina	4	3	38 H	Old Dominion	1	1								
				35 H	New Mexico	1	0	187 A	Fla. Atlantic	0	0								
				129 A	Evansville	5	1	29 H	Louisville	1	2								

Non-Div. I Games:

Kentucky

Average RPI Win:		56	WON-LOST RECORD		WINNING PCT. RANK		LAST 10 GAMES		STRENGTH OF SCHEDULE		OPP. STRENGTH OF SCHEDULE		TEAM RPI		ADJ RPI		CONF. RPI		ADJ CONF. RPI	
DIV. I ONLY			7-6-4		.52941 100		5-4-1		7		9		31		.57681 26		3		2	
DIV. I NON-CONF.			3-3-4		.5 103		2-2-1		9		17		33		.57919 25		2		2	
TOTALS		RPI 1-25		RPI 26-50		W-L RECORDS		RPI 51-100		RPI 101-150		RPI 150+								
7-6-4		2-3-2		2-1-0		OVERALL		2-2-2		1-0-0		0-0-0								
4-2-3		2-1-1		0-1-0		HOME		2-0-2		0-0-0		0-0-0								
2-4-1		0-2-1		1-0-0		AWAY		0-2-0		1-0-0		0-0-0								
1-0-0		0-0-0		1-0-0		NEUTRAL		0-0-0		0-0-0		0-0-0								
3-3-4		0-0-2		2-1-0		NON-CONFERENCE		1-2-2		0-0-0		0-0-0								
1-1-3		0-0-1		0-1-0		HOME		1-0-2		0-0-0		0-0-0								
1-2-1		0-0-1		1-0-		AWAY		0-2-0		0-0-0		0-0-0								
1-0-0		0-0-0		1-0-0		NEUTRAL		0-0-0		0-0-0		0-0-0								
4-3-0		2-3-0		0-0-0		CONFERENCE		1-0-0		1-0-0		0-0-0								
3-1-0		2-1-0		0-0-0		HOME		1-0-0		0-0-0		0-0-0								
1-2-0		0-2-0		0-0-0		AWAY		0-0-0		1-0-0		0-0-0								
0-0-0		0-0-0		0-0-0		NEUTRAL		0-0-0		0-0-0		0-0-0								
RPI	S	Opponent		Score		RPI	S	Opponent		Score		RPI	S	Opponent		Score				
2	H	Indiana		1	2	27	H	Akron		1	3	54	H	Butler		2	2			
17	A	Maryland		0	1	29	A	Louisville		1	0	59	A	Dayton		0	1			
19	H	Michigan St.		3	2	37	N	Elon		1	0	70	H	Bowling Green		3	0			
21	A	Penn St.		0	1							71	H	UC Davis		0	0			
22	H	Northwestern		2	0							94	H	Rutgers		4	1			
23	A	UNCW		1	1							97	A	Oakland		0	1			
25	H	Kentucky		1	1															
LAST 10 GAMES																				
17	A	Maryland		0	1	2	H	Indiana		1	2									
25	H	Kentucky		1	1	97	A	Oakland		0	1									
94	H	Rutgers		4	1	19	H	Michigan St.		3	2									
70	H	Bowling Green		3	0	29	A	Louisville		1	0									
118	A	Wisconsin		2	0	59	A	Dayton		0	1									

Non-Div. I Games:

Ohio St.

Average RPI Win: 80		WON-LOST RECORD	WINNING PCT. RANK	LAST 10 GAMES	STRENGTH OF SCHEDULE	OPP. STRENGTH OF SCHEDULE	TEAM RPI	ADJ RPI	CONF. RPI	ADJ CONF. RPI	
Average RPI Loss: 45											
DIV. I ONLY		10-5-1	.65625 38	7-3-0	36	31	24	.5745 27	7	7	
DIV. I NON-CONF.		7-4-1	.625 50	4-2-0	56	10	30	.57214 32	9	7	
<hr/>											
TOTALS		RPI 1-25	RPI 26-50		W-L RECORDS		RPI 51-100		RPI 101-150		RPI 150+
10-5-1		1-1-0	4-2-0		OVERALL		2-2-0		1-0-1		2-0-0
7-1-0		1-0-0	3-0-0		HOME		1-1-0		1-0-0		1-0-0
3-4-1		0-1-0	1-2-0		AWAY		1-1-0		0-0-1		1-0-0
0-0-0		0-0-0	0-0-0		NEUTRAL		0-0-0		0-0-0		0-0-0
7-4-1		1-1-0	3-2-0		NON-CONFERENCE		1-1-0		1-0-1		1-0-0
6-0-0		1-0-0	2-0-0		HOME		1-0-0		1-0-0		1-0-0
1-4-1		0-1-0	1-0-		AWAY		0-1-0		0-0-1		0-0-0
0-0-0		0-0-0	0-0-0		NEUTRAL		0-0-0		0-0-0		0-0-0
3-1-0		0-0-0	1-0-0		CONFERENCE		1-1-0		0-0-0		1-0-0
1-1-0		0-0-0	1-0-0		HOME		0-1-0		0-0-0		0-0-0
2-0-0		0-0-0	0-0-0		AWAY		1-0-0		0-0-0		1-0-0
0-0-0		0-0-0	0-0-0		NEUTRAL		0-0-0		0-0-0		0-0-0
RPI	S	Opponent	Score	RPI	S	Opponent	Score	RPI	S	Opponent	Score
19	A	Michigan St.	0 1	26	A	Ohio St.	3 1	56	A	South Fla.	1 2
20	H	UAB	1 0	30	A	Wake Forest	1 2	70	A	Bowling Green	1 0
				35	A	New Mexico	0 1	86	H	Western Mich.	0 1
				36	H	West Virginia	3 2	91	H	Hartford	2 0
				40	H	Tulsa	3 0				
				43	H	Michigan	3 0				
				LAST 10 GAMES							
				153	A	Northern Ill.	2 1	70	A	Bowling Green	1 0
				137	H	Cleveland St.	5 0	19	A	Michigan St.	0 1
				86	H	Western Mich.	0 1	20	H	UAB	1 0
				36	H	West Virginia	3 2	30	A	Wake Forest	1 2
				43	H	Michigan	3 0	26	A	Ohio St.	3 1

Non-Div. I Games:

Akron

George Mason

George Mason

Average RPI Win: 69		WON-LOST	WINNING	LAST 10	STRENGTH OF		OPP. STRENGTH	TEAM	ADJ	CONF.	ADJ CONF.
Average RPI Loss: 25		RECORD	PCT. RANK	GAMES	SCHEDULE		OF SCHEDULE	RPI	RPI	RPI	RPI
DIV. I ONLY		8-6-3	.55882	87	3-5-2		13	11	29	.57069	29
DIV. I NON-CONF.		4-3-2	.55556	83	2-2-1		18	12	32	.56958	34
TOTALS		RPI 1-25	RPI 26-50		W-L RECORDS		RPI 51-100		RPI 101-150		RPI 150+
8-6-3		3-3-1	1-2-0		OVERALL		1-1-1		2-0-1		1-0-0
6-2-3		2-1-1	0-1-0		HOME		1-0-1		2-0-1		1-0-0
2-4-0		1-2-0	1-1-0		AWAY		0-1-0		0-0-0		0-0-0
0-0-0		0-0-0	0-0-0		NEUTRAL		0-0-0		0-0-0		0-0-0
4-3-2		2-2-0	0-1-0		NON-CONFERENCE		0-0-1		2-0-1		0-0-0
3-2-2		1-1-0	0-1-0		HOME		0-0-1		2-0-1		0-0-0
1-1-0		1-1-0	0-0-0		AWAY		0-0-0		0-0-0		0-0-0
0-0-0		0-0-0	0-0-0		NEUTRAL		0-0-0		0-0-0		0-0-0
4-3-1		1-1-1	1-1-0		CONFERENCE		1-1-0		0-0-0		1-0-0
3-0-1		1-0-1	0-0-0		HOME		1-0-0		0-0-0		1-0-0
1-3-0		0-1-0	1-1-0		AWAY		0-1-0		0-0-0		0-0-0
0-0-0		0-0-0	0-0-0		NEUTRAL		0-0-0		0-0-0		0-0-0
RPI S	Opponent	Score		RPI S	Opponent	Score		RPI S	Opponent	Score	
2 H	Indiana	0	3	26 H	Ohio St.	0	1	51 H	Duke	5	0
4 A	Notre Dame	2	3	30 A	Wake Forest	0	1	61 H	Cornell	0	0
8 H	Syracuse	2	1	42 A	Boston College	3	2	72 A	North Carolina St.	1	2
12 H	Clemson	0	0								
16 A	Saint Louis	0	1								
17 H	Maryland	1	0								
25 A	Kentucky	2	1								
LAST 10 GAMES											
30 A	Wake Forest	0	1	116 H	FGCU	2	1				
133 H	SIUE	0	0	4 A	Notre Dame	2	3				
12 H	Clemson	0	0	2 H	Indiana	0	3				
129 H	Evansville	3	0	72 A	North Carolina St.	1	2				
8 H	Syracuse	2	1	26 H	Ohio St.	0	1				

Non-Div. I Games:

Louisville

Average RPI Win:	82	WON-LOST RECORD	WINNING PCT. RANK	LAST 10 GAMES	STRENGTH OF SCHEDULE	OPP. STRENGTH OF SCHEDULE	TEAM RPI	ADJ RPI	CONF. RPI	ADJ CONF. RPI	
DIV. I ONLY		10-7-0	.58824 69	6-4-0	28	10	30	.57007 30	2	3	
DIV. I NON-CONF.		5-4-0	.55556 83	2-2-0	66	33	45	.54381 47	3	3	
<hr/>											
TOTALS	RPI 1-25	RPI 26-50		W-L RECORDS	RPI 51-100		RPI 101-150		RPI 150+		
10-7-0	1-5-0	4-0-0		OVERALL	2-2-0		1-0-0		2-0-0		
9-4-0	0-3-0	4-0-0		HOME	2-1-0		1-0-0		2-0-0		
1-3-0	1-2-0	0-0-0		AWAY	0-1-0		0-0-0		0-0-0		
0-0-0	0-0-0	0-0-0		NEUTRAL	0-0-0		0-0-0		0-0-0		
5-4-0	0-3-0	2-0-0		NON-CONFERENCE	0-1-0		1-0-0		2-0-0		
5-4-0	0-3-0	2-0-0		HOME	0-1-0		1-0-0		2-0-0		
0-0-0	0-0-0	0-0-		AWAY	0-0-0		0-0-0		0-0-0		
0-0-0	0-0-0	0-0-0		NEUTRAL	0-0-0		0-0-0		0-0-0		
5-3-0	1-2-0	2-0-0		CONFERENCE	2-1-0		0-0-0		0-0-0		
4-0-0	0-0-0	2-0-0		HOME	2-0-0		0-0-0		0-0-0		
1-3-0	1-2-0	0-0-0		AWAY	0-1-0		0-0-0		0-0-0		
0-0-0	0-0-0	0-0-0		NEUTRAL	0-0-0		0-0-0		0-0-0		
RPI S	Opponent	Score		RPI S	Opponent	Score		RPI S	Opponent	Score	
1 H	UCLA	1	3	27 H	Akron	2	1	51 H	Duke	4	1
5 H	California	1	4	29 H	Louisville	1	0	65 H	Hofstra	0	1
7 H	Charlotte	0	1	42 H	Boston College	4	1	72 H	North Carolina St.	2	1
8 A	Syracuse	1	3	50 H	UConn	2	1	75 A	Virginia Tech	0	2
9 A	Virginia	2	1								
12 A	Clemson	1	3								
<hr/>											
LAST 10 GAMES											
29 H	Louisville	1	0	8 A	Syracuse	1	3				
7 H	Charlotte	0	1	65 H	Hofstra	0	1				
9 A	Virginia	2	1	51 H	Duke	4	1				
202 H	Howard	4	0	27 H	Akron	2	1				
42 H	Boston College	4	1	12 A	Clemson	1	3				

Non-Div. I Games:

Wake Forest

Dartmouth

Average RPI Win:	123	WON-LOST RECORD	WINNING PCT. RANK	LAST 10 GAMES	STRENGTH OF SCHEDULE	OPP. STRENGTH OF SCHEDULE	TEAM RPI	ADJ RPI	CONF. RPI	ADJ CONF. RPI		
DIV. I ONLY		10-3-3	.71875	19	5-2-3	65	70	33	.56819	32	9	9
DIV. I NON-CONF.		6-1-1	.8125	12	1-0-1	87	63	37	.5643	35	10	12
<hr/>												
TOTALS	RPI 1-25	RPI 26-50		W-L RECORDS		RPI 51-100		RPI 101-150		RPI 150+		
10-3-3	1-0-0	0-1-1		OVERALL		1-2-1		4-0-1		4-0-0		
5-1-2	0-0-0	0-1-0		HOME		0-0-1		2-0-1		3-0-0		
3-2-1	0-0-0	0-0-1		AWAY		1-2-0		1-0-0		1-0-0		
2-0-0	1-0-0	0-0-0		NEUTRAL		0-0-0		1-0-0		0-0-0		
<hr/>												
6-1-1	1-0-0	0-1-0		NON-CONFERENCE		1-0-1		1-0-0		3-0-0		
3-1-1	0-0-0	0-1-0		HOME		0-0-1		0-0-0		3-0-0		
1-0-0	0-0-0	0-0-		AWAY		1-0-0		0-0-0		0-0-0		
2-0-0	1-0-0	0-0-0		NEUTRAL		0-0-0		1-0-0		0-0-0		
<hr/>												
4-2-2	0-0-0	0-0-1		CONFERENCE		0-2-0		3-0-1		1-0-0		
2-0-1	0-0-0	0-0-0		HOME		0-0-0		2-0-1		0-0-0		
2-2-1	0-0-0	0-0-1		AWAY		0-2-0		1-0-0		1-0-0		
0-0-0	0-0-0	0-0-0		NEUTRAL		0-0-0		0-0-0		0-0-0		
<hr/>												
RPI S	Opponent	Score		RPI S	Opponent	Score		RPI S	Opponent	Score		
1 N	UCLA	2	1	28 H	George Mason	0	1	55 A	Navy	0	2	
				34 A	Boston U.	0	0	85 A	Lehigh	1	2	
								91 H	Hartford	1	1	
								96 A	Penn	2	1	

Non-Div. I Games:

American

D
a
v
i
d
s
o
n

Non-Div. I Games:	Belmont Abbey	1	1
-------------------	---------------	---	---

Average RPI Win:	110	WON-LOST	WINNING	LAST 10	STRENGTH OF	OPP. STRENGTH	TEAM	ADJ	CONF.	ADJ CONF.	
Average RPI Loss:	75	RECORD	PCT. RANK	GAMES	SCHEDULE	OF SCHEDULE	RPI	RPI	RPI	RPI	
DIV. I ONLY	11-3-3	.73529	13	7-1-2	83	58	32	.56554	34	9	9
DIV. I NON-CONF.	5-3-1	.61111	58	1-1-0	106	34	39	.55652	39	10	12
<hr/>											
TOTALS	RPI 1-25	RPI 26-50		W-L RECORDS		RPI 51-100		RPI 101-150		RPI 150+	
11-3-3	0-0-0	1-1-2		OVERALL		3-1-0		5-1-1		2-0-0	
7-1-2	0-0-0	0-0-2		HOME		2-1-0		3-0-0		2-0-0	
4-2-1	0-0-0	1-1-0		AWAY		1-0-0		2-1-1		0-0-0	
0-0-0	0-0-0	0-0-0		NEUTRAL		0-0-0		0-0-0		0-0-0	
<hr/>											
5-3-1	0-0-0	1-1-1		NON-CONFERENCE		1-1-0		2-1-0		1-0-0	
3-1-1	0-0-0	0-0-1		HOME		1-1-0		1-0-0		1-0-0	
2-2-0	0-0-0	1-0-		AWAY		0-0-0		1-1-0		0-0-0	
0-0-0	0-0-0	0-0-0		NEUTRAL		0-0-0		0-0-0		0-0-0	
<hr/>											
6-0-2	0-0-0	0-0-1		CONFERENCE		2-0-0		3-0-1		1-0-0	
4-0-1	0-0-0	0-0-1		HOME		1-0-0		2-0-0		1-0-0	
2-0-1	0-0-0	0-0-0		AWAY		1-0-0		1-0-1		0-0-0	
0-0-0	0-0-0	0-0-0		NEUTRAL		0-0-0		0-0-0		0-0-0	
<hr/>											
RPI S	Opponent	Score	RPI S	Opponent	Score	RPI S	Opponent	Score	RPI S	Opponent	Score
			31 A	Dartmouth	3 1	55 H	Navy	2 1	101 A	Northeastern	2 1
			32 H	American	0 0	76 H	Brown	0 1	106 A	Siena	0 1
			42 A	Boston College	1 3	85 A	Lehigh	2 0	109 A	Holy Cross	1 0
			44 H	Princeton	2 2	92 H	Iona	1 0	117 H	Army	2 0
									122 A	Loyola Maryland	1 1
									135 H	Colgate	2 0
									138 H	Fordham	1 0
									161 H	Lafayette	3 1
									181 H	Massachusetts	2 0

Non-Div. I Games:

Boston U.

Average RPI Win:		80	WON-LOST RECORD		WINNING PCT. RANK		LAST 10 GAMES		STRENGTH OF SCHEDULE		OPP. STRENGTH OF SCHEDULE		TEAM RPI	ADJ RPI		CONF. RPI	ADJ CONF. RPI				
DIV. I ONLY			10-5-1		.65625 38		6-4-0		39		22		25	.56471 35		5	5				
DIV. I NON-CONF.			7-1-1		.83333 9		3-0-0		38		11		23	.577 29		5	5				
TOTALS		RPI 1-25		RPI 26-50		W-L RECORDS		RPI 51-100		RPI 101-150		RPI 150+									
10-5-1		0-4-0		3-0-0		OVERALL		5-0-0		1-1-1		1-0-0									
7-2-1		0-1-0		3-0-0		HOME		3-0-0		1-1-1		0-0-0									
3-3-0		0-3-0		0-0-0		AWAY		2-0-0		0-0-0		1-0-0									
0-0-0		0-0-0		0-0-0		NEUTRAL		0-0-0		0-0-0		0-0-0									
7-1-1		0-1-0		2-0-0		NON-CONFERENCE		4-0-0		1-0-1		0-0-0									
5-1-1		0-1-0		2-0-0		HOME		2-0-0		1-0-1		0-0-0									
2-0-0		0-0-0		0-0-		AWAY		2-0-0		0-0-0		0-0-0									
0-0-0		0-0-0		0-0-0		NEUTRAL		0-0-0		0-0-0		0-0-0									
3-4-0		0-3-0		1-0-0		CONFERENCE		1-0-0		0-1-0		1-0-0									
2-1-0		0-0-0		1-0-0		HOME		1-0-0		0-1-0		0-0-0									
1-3-0		0-3-0		0-0-0		AWAY		0-0-0		0-0-0		1-0-0									
0-0-0		0-0-0		0-0-0		NEUTRAL		0-0-0		0-0-0		0-0-0									
RPI	S	Opponent		Score		RPI	S	Opponent		Score		RPI	S	Opponent		Score					
1	H	UCLA		1	2	27	H	Akron		1	0	52	A	CSUN		1	0				
7	A	Charlotte		0	2	36	H	West Virginia		6	1	62	A	San Diego		2	0				
20	A	UAB		2	3	38	H	Old Dominion		4	0	79	H	Missouri St.		2	0				
25	A	Kentucky		0	1							98	H	FIU		2	0				
												100	H	VCU		2	0				
						LAST 10 GAMES															
						134 H Marshall						1	2	187 A Fla. Atlantic						2	0
						20 A UAB						2	3	98 H FIU						2	0
						38 H Old Dominion						4	0	36 H West Virginia						6	1
						25 A Kentucky						0	1	7 A Charlotte						0	2
						79 H Missouri St.						2	0	100 H VCU						2	0

Non-Div. I Games:

New Mexico

Average RPI Win:	93	WON-LOST	WINNING	LAST 10	STRENGTH OF	OPP. STRENGTH	TEAM	ADJ	CONF.	ADJ CONF.				
Average RPI Loss:	51	RECORD	PCT. RANK	GAMES	SCHEDULE	OF SCHEDULE	RPI	RPI	RPI	RPI				
DIV. I ONLY		10-6-1	.61765	57	6-3-1	33	63	36	.56307	36	7	7		
DIV. I NON-CONF.		8-5-0	.61538	57	4-2-0	33	53	34	.57104	33	9	7		
<hr/>														
TOTALS	RPI 1-25	RPI 26-50		W-L RECORDS		RPI 51-100		RPI 101-150		RPI 150+				
10-6-1	1-1-0	0-3-0		OVERALL		6-1-0		1-1-0		2-0-1				
7-2-0	0-1-0	0-0-0		HOME		5-1-0		0-0-0		2-0-0				
3-4-1	1-0-0	0-3-0		AWAY		1-0-0		1-1-0		0-0-1				
0-0-0	0-0-0	0-0-0		NEUTRAL		0-0-0		0-0-0		0-0-0				
<hr/>														
8-5-0	1-1-0	0-2-0		NON-CONFERENCE		5-1-0		1-1-0		1-0-0				
5-2-0	0-1-0	0-0-0		HOME		4-1-0		0-0-0		1-0-0				
3-3-0	1-0-0	0-0-		AWAY		1-0-0		1-1-0		0-0-0				
0-0-0	0-0-0	0-0-0		NEUTRAL		0-0-0		0-0-0		0-0-0				
<hr/>														
2-1-1	0-0-0	0-1-0		CONFERENCE		1-0-0		0-0-0		1-0-1				
2-0-0	0-0-0	0-0-0		HOME		1-0-0		0-0-0		1-0-0				
0-1-1	0-0-0	0-1-0		AWAY		0-0-0		0-0-0		0-0-1				
0-0-0	0-0-0	0-0-0		NEUTRAL		0-0-0		0-0-0		0-0-0				
<hr/>														
RPI	S	Opponent	Score		RPI	S	Opponent	Score		RPI	S	Opponent	Score	
15	H	UC Irvine	2	3	27	A	Akron	2	3	69	H	St. John's (NY)	1	0
21	A	Penn St.	2	1	35	A	New Mexico	1	6	70	H	Bowling Green	2	1
					37	A	Elon	0	1	75	H	Virginia Tech	3	0
										77	H	Saint Francis (PA)	0	1
										82	H	Duquesne	3	0
										96	A	Penn	1	0
										97	H	Oakland	4	1
					LAST 10 GAMES									
					156	H	Buffalo	3	0	153	A	Northern Ill.	1	1
					96	A	Penn	1	0	82	H	Duquesne	3	0
					70	H	Bowling Green	2	1	35	A	New Mexico	1	6
					21	A	Penn St.	2	1	163	H	Niagara	2	0
					27	A	Akron	2	3	112	A	James Madison	3	4

Non-Div. I Games:

West Virginia

Average RPI Win: 82		WON-LOST RECORD		WINNING PCT. RANK		LAST 10 GAMES		STRENGTH OF SCHEDULE		OPP. STRENGTH OF SCHEDULE		TEAM RPI		ADJ RPI		CONF. RPI		ADJ CONF. RPI					
DIV. I ONLY		9-5-4		.61111		62		6-2-2		26		73		38		.55872		37		8		8	
DIV. I NON-CONF.		5-3-2		.6		65		2-0-0		13		60		25		.57565		30		7		8	
TOTALS		RPI 1-25		RPI 26-50		W-L RECORDS		RPI 51-100		RPI 101-150		RPI 150+											
9-5-4		1-1-0		2-1-1		OVERALL		2-2-1		3-1-2		1-0-0											
5-1-2		0-0-0		1-0-0		HOME		1-1-1		3-0-1		0-0-0											
2-2-2		1-1-0		0-0-1		AWAY		0-1-0		0-0-1		1-0-0											
2-2-0		0-0-0		1-1-0		NEUTRAL		1-0-0		0-1-0		0-0-0											
5-3-2		0-1-0		2-1-1		NON-CONFERENCE		2-0-1		1-1-0		0-0-0											
3-0-1		0-0-0		1-0-0		HOME		1-0-1		1-0-0		0-0-0											
0-1-1		0-1-0		0-1-		AWAY		0-0-0		0-0-0		0-0-0											
2-2-0		0-0-0		1-1-0		NEUTRAL		1-0-0		0-1-0		0-0-0											
4-2-2		1-0-0		0-0-0		CONFERENCE		0-2-0		2-0-2		1-0-0											
2-1-1		0-0-0		0-0-0		HOME		0-1-0		2-0-1		0-0-0											
2-1-1		1-0-0		0-0-0		AWAY		0-1-0		0-0-1		1-0-0											
0-0-0		0-0-0		0-0-0		NEUTRAL		0-0-0		0-0-0		0-0-0											
RPI	S	Opponent		Score		RPI	S	Opponent		Score		RPI	S	Opponent		Score							
23	A	UNCW		2 1		26	N	Ohio St.		0 1		51	H	Duke		2 1							
24	A	Coastal Caro.		1 3		36	H	West Virginia		1 0		58	A	Delaware		1 2							
						39	A	Radford		1 1		63	N	Loyola Marymount		1 0							
						49	N	Winthrop		1 0		65	H	Hofstra		0 2							
												98	H	FIU		0 0							
				</																			

Non-Div. I Games:

Elon

Average RPI Win:		97	WON-LOST RECORD		WINNING PCT. RANK		LAST 10 GAMES		STRENGTH OF SCHEDULE		OPP. STRENGTH OF SCHEDULE		TEAM RPI		ADJ RPI		CONF. RPI		ADJ CONF. RPI					
Average RPI Loss:		47																						
DIV. I ONLY			8-6-1		.56667		81		5-4-1		46		26		41		.55363		38		5		5	
DIV. I NON-CONF.			5-3-0		.625		50		2-1-0		64		21		50		.53702		51		5		5	
TOTALS		RPI 1-25		RPI 26-50		W-L RECORDS		RPI 51-100		RPI 101-150		RPI 150+												
8-6-1		2-3-1		0-1-0		OVERALL		2-1-0		2-1-0		2-0-0												
5-3-0		1-2-0		0-0-0		HOME		1-1-0		1-0-0		2-0-0												
3-3-1		1-1-1		0-1-0		AWAY		1-0-0		1-1-0		0-0-0												
0-0-0		0-0-0		0-0-0		NEUTRAL		0-0-0		0-0-0		0-0-0												
5-3-0		0-3-0		0-0-0		NON-CONFERENCE		2-0-0		2-0-0		1-0-0												
3-2-0		0-2-0		0-0-0		HOME		1-0-0		1-0-0		1-0-0												
2-1-0		0-1-0		0-0-		AWAY		1-0-0		1-0-0		0-0-0												
0-0-0		0-0-0		0-0-0		NEUTRAL		0-0-0		0-0-0		0-0-0												
3-3-1		2-0-1		0-1-0		CONFERENCE		0-1-0		0-1-0		1-0-0												
2-1-0		1-0-0		0-0-0		HOME		0-1-0		0-0-0		0-0-0												
1-2-1		1-0-1		0-1-0		AWAY		0-0-0		0-1-0		0-0-0												
0-0-0		0-0-0		0-0-0		NEUTRAL		0-0-0		0-0-0		0-0-0												
RPI	S	Opponent		Score		RPI	S	Opponent		Score		RPI	S	Opponent		Score		RPI	S	Opponent		Score		
7	H	Charlotte		2	1	35	A	New Mexico		0	4	56	H	South Fla.		1	0	101	H	Northeastern		1	0	
9	A	Virginia		0	1							67	H	South Carolina		0	1	104	A	William & Mary		1	0	
13	H	North Carolina		0	1							100	A	VCU		2	1	134	A	Marshall		1	2	
20	A	UAB		3	2													187	H	Fla. Atlantic		2	1	
23	H	UNCW		1	2													197	H	Longwood		2	0	
25	A	Kentucky		1	1																			
LAST 10 GAMES																								
		20 A UAB		3	2			187 H Fla. Atlantic		2	1													
		67 H South Carolina		0	1			134 A Marshall		1	2													
		35 A New Mexico		0	4			25 A Kentucky		1	1													
		104 A William & Mary		1	0			100 A VCU		2	1													
		7 H Charlotte		2	1			23 H UNCW		1	2													

Non-Div. I Games:

Old Dominion

Radford

Radford

Average RPI Win: 108		WON-LOST	WINNING	LAST 10	STRENGTH OF	OPP. STRENGTH	TEAM	ADJ	CONF.	ADJ CONF.						
Average RPI Loss: 46		RECORD	PCT. RANK	GAMES	SCHEDULE	OF SCHEDULE	RPI	RPI	RPI	RPI						
DIV. I ONLY		9-5-2	.625	50	6-3-1	37	77	37	.5479	40	13	13				
DIV. I NON-CONF.		4-3-1	.5625	81	1-1-0	12	13	17	.58886	19	11	13				
<hr/>																
TOTALS		RPI 1-25	RPI 26-50		W-L RECORDS		RPI 51-100		RPI 101-150		RPI 150+					
9-5-2		1-1-1	0-2-0		OVERALL		3-2-0		3-0-0		2-0-1					
5-1-2		1-0-1	0-0-0		HOME		1-1-0		2-0-0		1-0-1					
4-4-0		0-1-0	0-2-0		AWAY		2-1-0		1-0-0		1-0-0					
0-0-0		0-0-0	0-0-0		NEUTRAL		0-0-0		0-0-0		0-0-0					
4-3-1		1-1-1	0-1-0		NON-CONFERENCE		1-1-0		2-0-0		0-0-0					
2-1-1		1-0-1	0-0-0		HOME		0-1-0		1-0-0		0-0-0					
2-2-0		0-1-0	0-0-		AWAY		1-0-0		1-0-0		0-0-0					
0-0-0		0-0-0	0-0-0		NEUTRAL		0-0-0		0-0-0		0-0-0					
5-2-1		0-0-0	0-1-0		CONFERENCE		2-1-0		1-0-0		2-0-1					
3-0-1		0-0-0	0-0-0		HOME		1-0-0		1-0-0		1-0-1					
2-2-0		0-0-0	0-1-0		AWAY		1-1-0		0-0-0		1-0-0					
0-0-0		0-0-0	0-0-0		NEUTRAL		0-0-0		0-0-0		0-0-0					
RPI	S	Opponent	Score		RPI	S	Opponent	Score		RPI	S	Opponent	Score			
9	H	Virginia	1	0	27	A	Akron	0	3	52	H	CSUN	1	2		
10	H	Creighton	1	1	50	A	UConn	0	2	56	A	South Fla.	4	3		
16	A	Saint Louis	0	1						79	A	Missouri St.	1	0		
										84	A	SMU	2	4		
										84	H	SMU	1	0		
												180	H	UCF	1	1
												195	A	Temple	2	1
<hr/>																
LAST 10 GAMES																
		180	H	UCF	1	1	56	A	South Fla.	4	3					
		195	A	Temple	2	1	168	H	Cincinnati	4	2					
		84	H	SMU	1	0	79	A	Missouri St.	1	0					
		107	H	Memphis	2	0	84	A	SMU	2	4					
		50	A	UConn	0	2	27	A	Akron	0	3					

Non-Div. I Games:

Tulsa

Average RPI Win: 110		WON-LOST	WINNING	LAST 10	STRENGTH OF		OPP. STRENGTH	TEAM	ADJ		CONF.	ADJ CONF.
Average RPI Loss: 29		RECORD	PCT. RANK	GAMES	SCHEDULE		OF SCHEDULE	RPI	RPI		RPI	RPI
DIV. I ONLY		8-6-1	.56667	81	3-5-1		41	14	40		.54679	41
DIV. I NON-CONF.		6-2-0	.75	18	1-1-0		107	124	83		.50485	84
TOTALS		RPI 1-25	RPI 26-50		W-L RECORDS		RPI 51-100		RPI 101-150		RPI 150+	
8-6-1		1-3-1	0-2-0		OVERALL		2-1-0		3-0-0		2-0-0	
7-2-1		1-2-1	0-0-0		HOME		2-0-0		3-0-0		1-0-0	
1-4-0		0-1-0	0-2-0		AWAY		0-1-0		0-0-0		1-0-0	
0-0-0		0-0-0	0-0-0		NEUTRAL		0-0-0		0-0-0		0-0-0	
6-2-0		0-0-0	0-2-0		NON-CONFERENCE		1-0-0		3-0-0		2-0-0	
5-0-0		0-0-0	0-0-0		HOME		1-0-0		3-0-0		1-0-0	
1-2-0		0-0-0	0-0-		AWAY		0-0-0		0-0-0		1-0-0	
0-0-0		0-0-0	0-0-0		NEUTRAL		0-0-0		0-0-0		0-0-0	
2-4-1		1-3-1	0-0-0		CONFERENCE		1-1-0		0-0-0		0-0-0	
2-2-1		1-2-1	0-0-0		HOME		1-0-0		0-0-0		0-0-0	
0-2-0		0-1-0	0-0-0		AWAY		0-1-0		0-0-0		0-0-0	
0-0-0		0-0-0	0-0-0		NEUTRAL		0-0-0		0-0-0		0-0-0	
RPI S	Opponent	Score	RPI S	Opponent	Score	RPI S	Opponent	Score	RPI S	Opponent	Score	
1 A	UCLA	0 3	46 A	Marquette	0 1	73 A	San Diego St.	0 1	106 H	Siena	1 0	
1 H	UCLA	1 2	48 A	Seattle	0 1	73 H	San Diego St.	2 0	129 H	Evansville	3 1	
5 H	California	6 2				82 H	Duquesne	2 1	140 H	Portland	2 0	
6 H	Stanford	0 1							167 A	Milwaukee	2 0	
11 H	Washington	1 1							180 H	UCF	1 0	
LAST 10 GAMES												
1 H	UCLA	1 2	5 H	California	6 2							
73 H	San Diego St.	2 0	6 H	Stanford	0 1							
1 A	UCLA	0 3	48 A	Seattle	0 1							
73 A	San Diego St.	0 1	140 H	Portland	2 0							
11 H	Washington	1 1	82 H	Duquesne	2 1							

Non-Div. I Games: Northwest Chrst. 11 1

Oregon St.

Average RPI Win:		66	WON-LOST RECORD		WINNING PCT. RANK		LAST 10 GAMES		STRENGTH OF SCHEDULE		OPP. STRENGTH OF SCHEDULE		TEAM RPI		ADJ RPI		CONF. RPI		ADJ CONF. RPI				
DIV. I ONLY			5-8-3		.40625 144		2-6-2		3		32		44		.54565 42		2		3				
DIV. I NON-CONF.			4-2-2		.625 50		1-1-1		5		116		61		.52899 59		3		3				
TOTALS		RPI 1-25		RPI 26-50		W-L RECORDS		RPI 51-100		RPI 101-150		RPI 150+											
5-8-3		1-3-0		1-3-0		OVERALL		2-2-3		1-0-0		0-0-0											
3-4-3		0-2-0		1-2-0		HOME		1-0-3		1-0-0		0-0-0											
2-4-0		1-1-0		0-1-0		AWAY		1-2-0		0-0-0		0-0-0											
0-0-0		0-0-0		0-0-0		NEUTRAL		0-0-0		0-0-0		0-0-0											
4-2-2		0-0-0		1-1-0		NON-CONFERENCE		2-1-2		1-0-0		0-0-0											
3-1-2		0-0-0		1-1-0		HOME		1-0-2		1-0-0		0-0-0											
1-1-0		0-0-0		0-0-		AWAY		1-1-0		0-0-0		0-0-0											
0-0-0		0-0-0		0-0-0		NEUTRAL		0-0-0		0-0-0		0-0-0											
1-6-1		1-3-0		0-2-0		CONFERENCE		0-1-1		0-0-0		0-0-0											
0-3-1		0-2-0		0-1-0		HOME		0-0-1		0-0-0		0-0-0											
1-3-0		1-1-0		0-1-0		AWAY		0-1-0		0-0-0		0-0-0											
0-0-0		0-0-0		0-0-0		NEUTRAL		0-0-0		0-0-0		0-0-0											
RPI	S	Opponent		Score		RPI	S	Opponent		Score		RPI	S	Opponent		Score							
4	A	Notre Dame		1 0		29	H	Louisville		2 3		51	A	Duke		0 1		138	H	Fordham		2 0	
8	A	Syracuse		1 2		30	A	Wake Forest		1 4		68	H	Rhode Island		3 0							
12	H	Clemson		0 2		31	H	Dartmouth		0 1		72	H	North Carolina St.		0 0							
13	H	North Carolina		0 2		34	H	Boston U.		3 1		74	A	Harvard		2 3							
												76	H	Brown		1 1							
												88	A	Quinnipiac		2 0							
												92	H	Iona		1 1							
						LAST 10 GAMES																	
						8	A	Syracuse		1 2		76	H	Brown		1 1							
						31	H	Dartmouth		0 1		72	H	North Carolina St.		0 0							
						13	H	North Carolina		0 2		4	A	Notre Dame		1 0							
						34	H	Boston U.		3 1		51	A	Duke		0 1							
						30	A	Wake Forest		1 4		29	H	Louisville		2 3							

Non-Div. I Games:

Boston College

Average RPI Win: 69		WON-LOST RECORD		WINNING PCT. RANK		LAST 10 GAMES		STRENGTH OF SCHEDULE		OPP. STRENGTH OF SCHEDULE		TEAM RPI		ADJ RPI		CONF. RPI		ADJ CONF. RPI	
DIV. I ONLY		6-7-3		.46875 122		5-4-1		14		33		47		.54534 43		3		2	
DIV. I NON-CONF.		3-5-1		.38889 148		2-2-1		22		102		63		.52661 63		2		2	
TOTALS		RPI 1-25		RPI 26-50		W-L RECORDS		RPI 51-100		RPI 101-150		RPI 150+							
6-7-3		2-2-2		0-1-0		OVERALL		3-3-1		1-1-0		0-0-0							
3-5-2		1-2-1		0-0-0		HOME		2-3-1		0-0-0		0-0-0							
3-2-1		1-0-1		0-1-0		AWAY		1-0-0		1-1-0		0-0-0							
0-0-0		0-0-0		0-0-0		NEUTRAL		0-0-0		0-0-0		0-0-0							
3-5-1		1-0-0		0-1-0		NON-CONFERENCE		2-3-1		0-1-0		0-0-0							
3-3-1		1-0-0		0-0-0		HOME		2-3-1		0-0-0		0-0-0							
0-2-0		0-0-0		0-0-		AWAY		0-0-0		0-1-0		0-0-0							
0-0-0		0-0-0		0-0-0		NEUTRAL		0-0-0		0-0-0		0-0-0							
3-2-2		1-2-2		0-0-0		CONFERENCE		1-0-0		1-0-0		0-0-0							
0-2-1		0-2-1		0-0-0		HOME		0-0-0		0-0-0		0-0-0							
3-0-1		1-0-1		0-0-0		AWAY		1-0-0		1-0-0		0-0-0							
0-0-0		0-0-0		0-0-0		NEUTRAL		0-0-0		0-0-0		0-0-0							
RPI	S	Opponent		Score		RPI	S	Opponent		Score		RPI	S	Opponent		Score			
2	H	Indiana		1 3		27	A	Akron		0 3		70	H	Bowling Green		0 1			
4	H	Notre Dame		3 2								84	H	SMU		3 0			
17	H	Maryland		1 1								86	H	Western Mich.		0 1			
19	A	Michigan St.		3 2								93	H	Detroit		0 0			
21	H	Penn St.		0 1								94	A	Rutgers		3 0			
22	A	Northwestern		0 0								97	H	Oakland		3 1			
												98	H	FIU		0 1			
LAST 10 GAMES																			
19	A	Michigan St.		3 2		94	A	Rutgers		3 0									
97	H	Oakland		3 1		4	H	Notre Dame		3 2									
2	H	Indiana		1 3		118	A	Wisconsin		2 1									
93	H	Detroit		0 0		86	H	Western Mich.		0 1									
27	A	Akron		0 3		21	H	Penn St.		0 1									

Non-Div. I Games:

Michigan

[illegible]

Non-Div. I Games:

Princeton

Average RPI Win:	115	WON-LOST RECORD	WINNING PCT. RANK	LAST 10 GAMES	STRENGTH OF SCHEDULE	OPP. STRENGTH OF SCHEDULE	TEAM RPI	ADJ RPI	CONF. RPI	ADJ CONF. RPI					
DIV. I ONLY		9-4-2	.66667	32	5-3-2	115	61	48	.5384	45	12	12			
DIV. I NON-CONF.		5-3-1	.61111	58	1-2-1	116	47	59	.53078	57	8	9			
<hr/>															
TOTALS	RPI 1-25		RPI 26-50		W-L RECORDS		RPI 51-100		RPI 101-150		RPI 150+				
9-4-2	0-1-0		0-0-0		OVERALL		3-1-2		5-2-0		1-0-0				
4-2-1	0-1-0		0-0-0		HOME		0-1-1		3-0-0		1-0-0				
5-2-1	0-0-0		0-0-0		AWAY		3-0-1		2-2-0		0-0-0				
0-0-0	0-0-0		0-0-0		NEUTRAL		0-0-0		0-0-0		0-0-0				
5-3-1	0-1-0		0-0-0		NON-CONFERENCE		1-0-1		3-2-0		1-0-0				
2-1-1	0-1-0		0-0-0		HOME		0-0-1		1-0-0		1-0-0				
3-2-0	0-0-0		0-0-		AWAY		1-0-0		2-2-0		0-0-0				
0-0-0	0-0-0		0-0-0		NEUTRAL		0-0-0		0-0-0		0-0-0				
4-1-1	0-0-0		0-0-0		CONFERENCE		2-1-1		2-0-0		0-0-0				
2-1-0	0-0-0		0-0-0		HOME		0-1-0		2-0-0		0-0-0				
2-0-1	0-0-0		0-0-0		AWAY		2-0-1		0-0-0		0-0-0				
0-0-0	0-0-0		0-0-0		NEUTRAL		0-0-0		0-0-0		0-0-0				
<hr/>															
RPI	S	Opponent	Score	RPI	S	Opponent	Score	RPI	S	Opponent	Score	RPI	S	Opponent	Score
6	H	Stanford	0 3					62	A	San Diego	2 0	111	A	Cal Poly	1 2
								63	H	Loyola Marymount	1 3	116	H	FGCU	1 0
								64	A	St. Mary's (CA)	2 1	118	A	Wisconsin	2 1
								71	H	UC Davis	0 0	125	A	Ill.-Chicago	0 1
								78	A	Cal St. Fullerton	2 1	140	H	Portland	3 2
								95	A	Santa Clara	1 1	142	A	San Jose St.	3 0
												143	H	Gonzaga	2 1
												175	H	Central Ark.	2 0
<hr/>															
LAST 10 GAMES															
								64	A	St. Mary's (CA)	2 1	63	H	Loyola Marymount	1 3
								6	H	Stanford	0 3	62	A	San Diego	2 0
								143	H	Gonzaga	2 1	142	A	San Jose St.	3 0
								140	H	Portland	3 2	71	H	UC Davis	0 0
								95	A	Santa Clara	1 1	111	A	Cal Poly	1 2

Non-Div. I Games:

San Francisco

U
C
S
a
n
t
a
B
a
r
b
a
r
a

Tie, Loss, Non-Conf,S Site, H Home, A Away, N Neutral Page 47

Average RPI Win:		124	WON-LOST RECORD		WINNING PCT. RANK		LAST 10 GAMES		STRENGTH OF SCHEDULE		OPP. STRENGTH OF SCHEDULE		TEAM RPI		ADJ RPI		CONF. RPI		ADJ CONF. RPI				
DIV. I ONLY			10-5-1		.65625 38		7-2-1		103		88		46		.53582 48		15		15				
DIV. I NON-CONF.			5-3-0		.625 50		2-0-0		84		25		40		.55165 41		18		17				
TOTALS		RPI 1-25		RPI 26-50		W-L RECORDS		RPI 51-100		RPI 101-150		RPI 150+											
10-5-1		0-1-0		1-1-0		OVERALL		2-2-0		4-1-1		3-0-0											
7-2-0		0-0-0		1-1-0		HOME		1-1-0		3-0-0		2-0-0											
2-3-1		0-1-0		0-0-0		AWAY		0-1-0		1-1-1		1-0-0											
1-0-0		0-0-0		0-0-0		NEUTRAL		1-0-0		0-0-0		0-0-0											
5-3-0		0-1-0		1-1-0		NON-CONFERENCE		2-1-0		1-0-0		1-0-0											
3-1-0		0-0-0		1-1-0		HOME		1-0-0		1-0-0		0-0-0											
1-2-0		0-1-0		0-0-		AWAY		0-1-0		0-0-0		1-0-0											
1-0-0		0-0-0		0-0-0		NEUTRAL		1-0-0		0-0-0		0-0-0											
5-2-1		0-0-0		0-0-0		CONFERENCE		0-1-0		3-1-1		2-0-0											
4-1-0		0-0-0		0-0-0		HOME		0-1-0		2-0-0		2-0-0											
1-1-1		0-0-0		0-0-0		AWAY		0-0-0		1-1-1		0-0-0											
0-0-0		0-0-0		0-0-0		NEUTRAL		0-0-0		0-0-0		0-0-0											
RPI	S	Opponent		Score		RPI	S	Opponent		Score		RPI	S	Opponent		Score							
11	A	Washington		1	4	41	H	Oregon St.		1	0	53	N	Furman		2	1						
						50	H	UConn		1	3	57	H	UNLV		1	3						
												64	A	St. Mary's (CA)		2	4						
												96	H	Penn		2	0						
														110 A Air Force		1	0						
														119 A Utah Valley		1	1						
														119 H Utah Valley		1	0						
														130 A UMKC		2	3						
														143 H Gonzaga		1	0						
														147 H Incarnate Word		3	0						
														162 A Col. of Charleston		2	0						
														173 H Grand Canyon		3	0						
														198 H Houston Baptist		3	1						
LAST 10 GAMES						LAST 10 GAMES						LAST 10 GAMES											
147 H Incarnate Word						3	0	173 H Grand Canyon						3	0	57 H UNLV						1	3
198 H Houston Baptist						3	1	57 H UNLV						1	3	119 A Utah Valley						1	1
110 A Air Force						1	0	119 A Utah Valley						1	1	143 H Gonzaga						1	0
130 A UMKC						2	3	143 H Gonzaga						1	0	41 H Oregon St.						1	0
119 H Utah Valley						1	0	41 H Oregon St.						1	0								

Non-Div. I Games:

Seattle

Average RPI Win:	148	WON-LOST	WINNING	LAST 10	STRENGTH OF	OPP. STRENGTH	TEAM	ADJ	CONF.	ADJ CONF.	
Average RPI Loss:	43	RECORD	PCT. RANK	GAMES	SCHEDULE	OF SCHEDULE	RPI	RPI	RPI	RPI	
DIV. I ONLY	10-4-1	.7	24	6-2-1	121	173	50	.53446	49	20	20
DIV. I NON-CONF.	5-2-0	.71429	29	1-0-0	6	164	9	.60808	10	15	16
<hr/>											
TOTALS	RPI 1-25	RPI 26-50		W-L RECORDS	RPI 51-100		RPI 101-150		RPI 150+		
10-4-1	1-2-0	0-1-0		OVERALL	0-0-0		4-1-0		5-0-1		
5-2-0	0-1-0	0-0-0		HOME	0-0-0		2-1-0		3-0-0		
3-1-1	1-1-0	0-0-0		AWAY	0-0-0		1-0-0		1-0-1		
2-1-0	0-0-0	0-1-0		NEUTRAL	0-0-0		1-0-0		1-0-0		
<hr/>											
5-2-0	1-1-0	0-1-0		NON-CONFERENCE	0-0-0		2-0-0		2-0-0		
2-1-0	0-1-0	0-0-0		HOME	0-0-0		1-0-0		1-0-0		
1-0-0	1-0-0	0-0-		AWAY	0-0-0		0-0-0		0-0-0		
2-1-0	0-0-0	0-1-0		NEUTRAL	0-0-0		1-0-0		1-0-0		
<hr/>											
5-2-1	0-1-0	0-0-0		CONFERENCE	0-0-0		2-1-0		3-0-1		
3-1-0	0-0-0	0-0-0		HOME	0-0-0		1-1-0		2-0-0		
2-1-1	0-1-0	0-0-0		AWAY	0-0-0		1-0-0		1-0-1		
0-0-0	0-0-0	0-0-0		NEUTRAL	0-0-0		0-0-0		0-0-0		
<hr/>											
RPI S	Opponent	Score		RPI S	Opponent	Score		RPI S	Opponent	Score	
7 H	Charlotte	0	3	37 N	Elon	0	1				
23 A	UNCW	2	1						102 H	High Point	2 3
24 A	Coastal Caro.	0	2						108 N	Wofford	1 0
									123 H	East Tenn. St.	4 2
									126 H	Liberty	2 0
									149 A	Campbell	3 1
									165 N	Ga. Southern	3 1
									192 H	Gardner-Webb	3 1
									193 H	USC Upstate	5 3
									196 A	UNC Asheville	1 1
									197 H	Longwood	3 2
									205 A	Presbyterian	4 0
<hr/>											
LAST 10 GAMES											
149 A Campbell				3	1	205 A Presbyterian				4	0
24 A Coastal Caro.				0	2	197 H Longwood				3	2
102 H High Point				2	3	126 H Liberty				2	0
192 H Gardner-Webb				3	1	123 H East Tenn. St.				4	2
196 A UNC Asheville				1	1	193 H USC Upstate				5	3

Non-Div. I Games: Brevard 5 0

Winthrop

U
C
o
n
n

UConn

Average RPI Win: 124		WON-LOST RECORD	WINNING PCT. RANK	LAST 10 GAMES	STRENGTH OF SCHEDULE	OPP. STRENGTH OF SCHEDULE	TEAM RPI	ADJ RPI		CONF. RPI	ADJ CONF. RPI						
Average RPI Loss: 31																	
DIV. I ONLY		8-8-1	.5 105	5-5-0	29	50	52	.53104	51	2	3						
DIV. I NON-CONF.		4-4-1	.5 103	2-2-0	49	167	70	.51666	71	3	3						
<hr/>																	
TOTALS		RPI 1-25		RPI 26-50		W-L RECORDS		RPI 51-100		RPI 101-150		RPI 150+					
8-8-1		1-3-0		1-4-0		OVERALL		1-1-1		1-0-0		4-0-0					
7-2-1		1-1-0		1-1-0		HOME		0-0-1		1-0-0		4-0-0					
1-6-0		0-2-0		0-3-0		AWAY		1-1-0		0-0-0		0-0-0					
0-0-0		0-0-0		0-0-0		NEUTRAL		0-0-0		0-0-0		0-0-0					
4-4-1		0-1-0		0-2-0		NON-CONFERENCE		0-1-1		1-0-0		3-0-0					
4-1-1		0-0-0		0-1-0		HOME		0-0-1		1-0-0		3-0-0					
0-3-0		0-1-0		0-0-		AWAY		0-1-0		0-0-0		0-0-0					
0-0-0		0-0-0		0-0-0		NEUTRAL		0-0-0		0-0-0		0-0-0					
4-4-0		1-2-0		1-2-0		CONFERENCE		1-0-0		0-0-0		1-0-0					
3-1-0		1-1-0		1-0-0		HOME		0-0-0		0-0-0		1-0-0					
1-3-0		0-1-0		0-2-0		AWAY		1-0-0		0-0-0		0-0-0					
0-0-0		0-0-0		0-0-0		NEUTRAL		0-0-0		0-0-0		0-0-0					
RPI	S	Opponent		Score		RPI	S	Opponent		Score		RPI	S	Opponent		Score	
4	H	Notre Dame		1 4		29	A	Louisville		0 5		63	H	Loyola Marymount		1 1	
9	A	Virginia		0 1		30	A	Wake Forest		1 4		75	A	Virginia Tech		2 0	
13	H	North Carolina		2 1		33	H	Davidson		1 2		84	A	SMU		1 3	
23	A	UNCW		1 2		37	A	Elon		1 2							
						42	H	Boston College		1 0							
<hr/>																	
LAST 10 GAMES																	
						75	A	Virginia Tech		2 0		33	H	Davidson		1 2	
						174	H	Georgia St.		2 1		9	A	Virginia		0 1	
						164	H	Pittsburgh		2 1		30	A	Wake Forest		1 4	
						37	A	Elon		1 2		184	H	Appalachian St.		2 0	
						4	H	Notre Dame		1 4		42	H	Boston College		1 0	

Non-Div. I Games:

Duke

Average RPI Win: 69		WON-LOST RECORD		WINNING PCT. RANK		LAST 10 GAMES		STRENGTH OF SCHEDULE		OPP. STRENGTH OF SCHEDULE		TEAM RPI		ADJ RPI		CONF. RPI		ADJ CONF. RPI	
DIV. I ONLY		7-9-2		.44444 127		2-1-0		22		49		65		.53079 52		6		6	
DIV. I NON-CONF.		4-4-1		.5 103		0-0-0		23		51		62		.53843 50		6		6	
TOTALS		RPI 1-25		RPI 26-50		W-L RECORDS		RPI 51-100		RPI 101-150		RPI 150+							
7-9-2		3-1-0		1-2-0		OVERALL		0-1-1		3-5-1		0-0-0							
4-2-1		1-0-0		0-1-0		HOME		0-0-1		3-1-0		0-0-0							
2-7-0		1-1-0		1-1-0		AWAY		0-1-0		0-3-0		0-0-0							
1-0-1		1-0-0		0-0-0		NEUTRAL		0-0-0		0-0-1		0-0-0							
4-4-1		1-1-0		1-1-0		NON-CONFERENCE		0-0-0		2-2-1		0-0-0							
2-1-0		0-0-0		0-1-0		HOME		0-0-0		2-0-0		0-0-0							
1-3-0		0-1-0		1-0-		AWAY		0-0-0		0-2-0		0-0-0							
1-0-1		1-0-0		0-0-0		NEUTRAL		0-0-0		0-0-1		0-0-0							
3-5-1		2-0-0		0-1-0		CONFERENCE		0-1-1		1-3-0		0-0-0							
2-1-1		1-0-0		0-0-0		HOME		0-0-1		1-1-0		0-0-0							
1-4-0		1-0-0		0-1-0		AWAY		0-1-0		0-2-0		0-0-0							
0-0-0		0-0-0		0-0-0		NEUTRAL		0-0-0		0-0-0		0-0-0							
RPI	S	Opponent		Score		RPI	S	Opponent		Score		RPI	S	Opponent		Score			
1	A	UCLA		0	3	35	H	New Mexico		0	1	71	H	UC Davis		0	0		
15	A	UC Irvine		3	0	40	A	Tulsa		2	1	78	A	Cal St. Fullerton		0	1		
15	H	UC Irvine		2	0	47	A	UC Santa Barbara		1	2								
20	N	UAB		2	0														

Non-Div. I Games:

CSUN

Average RPI Win: 131		WON-LOST RECORD		WINNING PCT. RANK		LAST 10 GAMES		STRENGTH OF SCHEDULE		OPP. STRENGTH OF SCHEDULE		TEAM RPI		ADJ RPI		CONF. RPI		ADJ CONF. RPI					
DIV. I ONLY		9-5-3		.61765 57		5-4-1		86		171		63		.52983 53		16		16					
DIV. I NON-CONF.		4-1-2		.71429 29		0-0-0		15		118		28		.58654 20		19		19					
TOTALS		RPI 1-25		RPI 26-50		W-L RECORDS		RPI 51-100		RPI 101-150		RPI 150+											
9-5-3		1-0-1		1-1-0		OVERALL		1-1-0		1-3-1		5-0-1											
5-1-2		0-0-0		0-0-0		HOME		1-0-0		1-1-1		3-0-1											
3-3-1		1-0-1		0-0-0		AWAY		0-1-0		0-2-0		2-0-0											
1-1-0		0-0-0		1-1-0		NEUTRAL		0-0-0		0-0-0		0-0-0											
4-1-2		1-0-1		1-1-0		NON-CONFERENCE		0-0-0		0-0-1		2-0-0											
2-0-1		0-0-0		0-0-0		HOME		0-0-0		0-0-1		2-0-0											
1-0-1		1-0-1		0-0-		AWAY		0-0-0		0-0-0		0-0-0											
1-1-0		0-0-0		1-1-0		NEUTRAL		0-0-0		0-0-0		0-0-0											
5-4-1		0-0-0		0-0-0		CONFERENCE		1-1-0		1-3-0		3-0-1											
3-1-1		0-0-0		0-0-0		HOME		1-0-0		1-1-0		1-0-1											
2-3-0		0-0-0		0-0-0		AWAY		0-1-0		0-2-0		2-0-0											
0-0-0		0-0-0		0-0-0		NEUTRAL		0-0-0		0-0-0		0-0-0											
RPI	S	Opponent		Score		RPI	S	Opponent		Score		RPI	S	Opponent		Score							
24	A	Coastal Caro.		1	0	47	N	UC Santa Barbara		3	0	89	A	Mercer		0	3	108	A	Wofford	0	1	
25	A	Kentucky		0	0	48	N	Seattle		1	2	89	H	Mercer		2	1	108	H	Wofford	0	2	
																		112	H	James Madison		0	0
																		123	A	East Tenn. St.		0	1
																		123	H	East Tenn. St.		3	0
																		158	H	North Florida		2	1
																		159	A	UNC Greensboro		3	1
																		159	H	UNC Greensboro		0	0
																		174	H	Georgia St.		5	0
																		204	A	VMI		1	0
																		204	H	VMI		3	1

Non-Div. I Games:

Furman

Average RPI Win:	92	WON-LOST RECORD	WINNING PCT. RANK	LAST 10 GAMES	STRENGTH OF SCHEDULE	OPP. STRENGTH OF SCHEDULE	TEAM RPI	ADJ RPI	CONF. RPI	ADJ CONF. RPI	
DIV. I ONLY		6-6-5	.5 105	4-4-2	32	29	59	.52935 54	4	4	
DIV. I NON-CONF.		4-2-3	.61111 58	2-0-0	51	77	74	.52056 68	4	4	
<hr/>											
TOTALS	RPI 1-25	RPI 26-50		W-L RECORDS	RPI 51-100		RPI 101-150		RPI 150+		
6-6-5	1-2-1	1-0-1		OVERALL	1-4-1		3-0-2		0-0-0		
5-2-1	1-1-0	1-0-0		HOME	0-1-1		3-0-0		0-0-0		
0-4-4	0-1-1	0-0-1		AWAY	0-3-0		0-0-2		0-0-0		
1-0-0	0-0-0	0-0-0		NEUTRAL	1-0-0		0-0-0		0-0-0		
<hr/>											
4-2-3	0-0-1	0-0-1		NON-CONFERENCE	1-2-0		3-0-1		0-0-0		
3-1-0	0-0-0	0-0-0		HOME	0-1-0		3-0-0		0-0-0		
0-1-3	0-0-1	0-1-		AWAY	0-1-0		0-0-1		0-0-0		
1-0-0	0-0-0	0-0-0		NEUTRAL	1-0-0		0-0-0		0-0-0		
<hr/>											
2-4-2	1-2-0	1-0-0		CONFERENCE	0-2-1		0-0-1		0-0-0		
2-1-1	1-1-0	1-0-0		HOME	0-0-1		0-0-0		0-0-0		
0-3-1	0-1-0	0-0-0		AWAY	0-2-0		0-0-1		0-0-0		
0-0-0	0-0-0	0-0-0		NEUTRAL	0-0-0		0-0-0		0-0-0		
<hr/>											
RPI S	Opponent	Score		RPI S	Opponent	Score		RPI S	Opponent	Score	
2 A	Indiana	0	0	26 A	Ohio St.	2	2	66 H	Seton Hall	0	0
3 H	Georgetown	0	2	46 H	Marquette	1	0	69 A	St. John's (NY)	2	3
10 A	Creighton	1	2					80 A	Villanova	0	1
14 H	Providence	2	0					81 H	Valparaiso	1	2
								86 A	Western Mich.	1	2
								90 N	Canisius	2	0
<hr/>											
LAST 10 GAMES											
	14 H Providence	2	0		10 A Creighton	1	2				
	66 H Seton Hall	0	0		69 A St. John's (NY)	2	3				
	80 A Villanova	0	1		3 H Georgetown	0	2				
	131 A DePaul	0	0		129 H Evansville	2	1				
	46 H Marquette	1	0		127 H Loyola Chicago	2	1				

Non-Div. I Games:

Butler

Average RPI Win:	119	WON-LOST	WINNING	LAST 10	STRENGTH OF	OPP. STRENGTH	TEAM	ADJ	CONF.	ADJ CONF.				
Average RPI Loss:	117	RECORD	PCT. RANK	GAMES	SCHEDULE	OF SCHEDULE	RPI	RPI	RPI	RPI				
DIV. I ONLY		10-4-4	.66667	32	6-1-3	70	125	43	.52817	55	9	9		
DIV. I NON-CONF.		5-3-2	.6	65	1-0-1	92	163	60	.52011	69	10	12		
<hr/>														
TOTALS	RPI 1-25	RPI 26-50		W-L RECORDS		RPI 51-100		RPI 101-150		RPI 150+				
10-4-4	1-0-0	1-1-1		OVERALL		1-0-1		3-1-2		4-2-0				
8-1-1	1-0-0	1-0-1		HOME		1-0-0		2-0-0		3-1-0				
2-3-3	0-0-0	0-1-0		AWAY		0-0-1		1-1-2		1-1-0				
0-0-0	0-0-0	0-0-0		NEUTRAL		0-0-0		0-0-0		0-0-0				
<hr/>														
5-3-2	1-0-0	0-0-1		NON-CONFERENCE		1-0-0		0-1-1		3-2-0				
4-1-1	1-0-0	0-0-1		HOME		1-0-0		0-0-0		2-1-0				
1-2-1	0-0-0	0-0-		AWAY		0-0-0		0-1-1		1-1-0				
0-0-0	0-0-0	0-0-0		NEUTRAL		0-0-0		0-0-0		0-0-0				
<hr/>														
5-1-2	0-0-0	1-1-0		CONFERENCE		0-0-1		3-0-1		1-0-0				
4-0-0	0-0-0	1-0-0		HOME		0-0-0		2-0-0		1-0-0				
1-1-2	0-0-0	0-1-0		AWAY		0-0-1		1-0-1		0-0-0				
0-0-0	0-0-0	0-0-0		NEUTRAL		0-0-0		0-0-0		0-0-0				
<hr/>														
RPI	S	Opponent	Score		RPI	S	Opponent	Score		RPI	S	Opponent	Score	
17	H	Maryland	2	1	28	H	George Mason	1	1	60	H	UMBC	2	0
					32	H	American	2	0	85	A	Lehigh	1	1
					34	A	Boston U.	1	2					

Non-Div. I Games:

Navy

Average RPI Win:	125	WON-LOST RECORD	WINNING PCT. RANK	LAST 10 GAMES	STRENGTH OF SCHEDULE	OPP. STRENGTH OF SCHEDULE	TEAM RPI	ADJ RPI	CONF. RPI	ADJ CONF. RPI				
DIV. I ONLY		9-7-1	.55882	87	5-4-1	56	83	55	.52783	56	13	13		
DIV. I NON-CONF.		5-4-0	.55556	83	2-1-0	42	45	43	.54547	44	11	13		
<hr/>														
TOTALS	RPI 1-25	RPI 26-50		W-L RECORDS		RPI 51-100		RPI 101-150		RPI 150+				
9-7-1	0-2-0	2-3-0		OVERALL		1-0-1		2-2-0		4-0-0				
6-4-0	0-1-0	1-2-0		HOME		1-0-0		2-1-0		2-0-0				
3-3-1	0-1-0	1-1-0		AWAY		0-0-1		0-1-0		2-0-0				
0-0-0	0-0-0	0-0-0		NEUTRAL		0-0-0		0-0-0		0-0-0				
5-4-0	0-2-0	1-1-0		NON-CONFERENCE		1-0-0		2-1-0		1-0-0				
5-1-0	0-1-0	1-0-0		HOME		1-0-0		2-0-0		1-0-0				
0-3-0	0-1-0	0-0-		AWAY		0-0-0		0-1-0		0-0-0				
0-0-0	0-0-0	0-0-0		NEUTRAL		0-0-0		0-0-0		0-0-0				
4-3-1	0-0-0	1-2-0		CONFERENCE		0-0-1		0-1-0		3-0-0				
1-3-0	0-0-0	0-2-0		HOME		0-0-0		0-1-0		1-0-0				
3-0-1	0-0-0	1-0-0		AWAY		0-0-1		0-0-0		2-0-0				
0-0-0	0-0-0	0-0-0		NEUTRAL		0-0-0		0-0-0		0-0-0				
RPI	S	Opponent	Score		RPI	S	Opponent	Score		RPI	S	Opponent	Score	
11	H	Washington	1	2	27	H	Akron	2	1	107	H	Memphis	1	2
12	A	Clemson	0	3	38	A	Old Dominion	0	1	84	A	SMU	2	2
					40	H	Tulsa	3	4					
					50	A	UConn	1	0					
					50	H	UConn	0	1					

Non-Div. I Games:

South Fla.

UNLV

Average RPI Win: 132		WON-LOST RECORD		WINNING PCT. RANK		LAST 10 GAMES		STRENGTH OF SCHEDULE		OPP. STRENGTH OF SCHEDULE		TEAM RPI		ADJ RPI		CONF. RPI		ADJ CONF. RPI	
DIV. I ONLY		12-4-2		.72222 17		7-2-1		139		129		49		.52553 57		15		15	
DIV. I NON-CONF.		6-2-1		.72222 23		1-0-0		129		89		49		.53449 54		18		17	
TOTALS		RPI 1-25		RPI 26-50		W-L RECORDS		RPI 51-100		RPI 101-150		RPI 150+							
12-4-2		0-1-0		1-0-0		OVERALL		2-0-1		5-3-1		4-0-0							
6-3-2		0-1-0		0-0-0		HOME		1-0-1		2-2-1		3-0-0							
5-1-0		0-0-0		1-0-0		AWAY		0-0-0		3-1-0		1-0-0							
1-0-0		0-0-0		0-0-0		NEUTRAL		1-0-0		0-0-0		0-0-0							
6-2-1		0-1-0		0-0-0		NON-CONFERENCE		2-0-1		2-1-0		2-0-0							
4-1-1		0-1-0		0-0-0		HOME		1-0-1		1-0-0		2-0-0							
1-1-0		0-0-0		0-0-		AWAY		0-0-0		1-1-0		0-0-0							
1-0-0		0-0-0		0-0-0		NEUTRAL		1-0-0		0-0-0		0-0-0							
6-2-1		0-0-0		1-0-0		CONFERENCE		0-0-0		3-2-1		2-0-0							
2-2-1		0-0-0		0-0-0		HOME		0-0-0		1-2-1		1-0-0							
4-0-0		0-0-0		1-0-0		AWAY		0-0-0		2-0-0		1-0-0							
0-0-0		0-0-0		0-0-0		NEUTRAL		0-0-0		0-0-0		0-0-0							
RPI S	Opponent	Score		RPI S	Opponent	Score		RPI S	Opponent	Score		RPI S	Opponent	Score					
15 H	UC Irvine	2	4	48 A	Seattle	3	1	60 H	UMBC	1	0	110 H	Air Force	2	0				
								93 H	Detroit	0	0	119 A	Utah Valley	1	0				
								99 N	Western Ill.	2	1	124 H	UC Riverside	2	0				
												130 H	UMKC	1	2				
												132 A	Bradley	4	3				
												139 H	Bakersfield	1	2				
												142 H	San Jose St.	0	0				
												143 A	Gonzaga	2	4				
												147 A	Incarnate Word	3	2				
												166 H	IPFW	4	0				
												173 H	Grand Canyon	3	0				
												198 A	Houston Baptist	3	2				
												202 H	Howard	4	0				
LAST 10 GAMES																			

Non-Div. I Games:

UNLV

Average RPI Win:	123	WON-LOST RECORD	WINNING PCT. RANK	LAST 10 GAMES	STRENGTH OF SCHEDULE	OPP. STRENGTH OF SCHEDULE	TEAM RPI	ADJ RPI	CONF. RPI	ADJ CONF. RPI	
Average RPI Loss:	57										
DIV. I ONLY	12-5-1	.69444	25	6-3-1	181	52	56	.52426	58	8	8
DIV. I NON-CONF.	7-3-0	.7	32	1-1-0	190	48	89	.50248	88	7	8
<hr/>											
TOTALS	RPI 1-25	RPI 26-50		W-L RECORDS	RPI 51-100		RPI 101-150		RPI 150+		
12-5-1	1-2-0	1-0-0		OVERALL	3-1-0		2-2-0		5-0-1		
7-3-0	0-0-0	1-0-0		HOME	3-1-0		0-2-0		3-0-0		
5-2-1	1-2-0	0-0-0		AWAY	0-0-0		2-0-0		2-0-1		
0-0-0	0-0-0	0-0-0		NEUTRAL	0-0-0		0-0-0		0-0-0		
<hr/>											
7-3-0	0-2-0	0-0-0		NON-CONFERENCE	2-1-0		0-0-0		5-0-0		
5-1-0	0-0-0	0-0-0		HOME	2-1-0		0-0-0		3-0-0		
2-2-0	0-2-0	0-0-		AWAY	0-0-0		0-0-0		2-0-0		
0-0-0	0-0-0	0-0-0		NEUTRAL	0-0-0		0-0-0		0-0-0		
<hr/>											
5-2-1	1-0-0	1-0-0		CONFERENCE	1-0-0		2-2-0		0-0-1		
2-2-0	0-0-0	1-0-0		HOME	1-0-0		0-2-0		0-0-0		
3-0-1	1-0-0	0-0-0		AWAY	0-0-0		2-0-0		0-0-1		
0-0-0	0-0-0	0-0-0		NEUTRAL	0-0-0		0-0-0		0-0-0		
<hr/>											
RPI S	Opponent	Score		RPI S	Opponent	Score		RPI S	Opponent	Score	
5 A	California	2	4	37 H	Elon	2	1	60 H	UMBC	0	1
6 A	Stanford	1	2					101 H	Northeastern	2	3
23 A	UNCW	1	0					65 H	Hofstra	2	1
								66 H	Seton Hall	3	2
								92 H	Iona	6	2
								104 A	William & Mary	3	1
								112 H	James Madison	0	1
								150 A	Drexel	4	0
								162 A	Col. of Charleston	2	2
								169 H	LIU Brooklyn	2	0
								183 H	Saint Peter's	2	1
								194 A	St. Bonaventure	3	0
								195 A	Temple	3	0
								203 H	Sacred Heart	2	0
<hr/>											
LAST 10 GAMES											
				37 H	Elon	2	1	65 H	Hofstra	2	1
				150 A	Drexel	4	0	112 H	James Madison	0	1
				162 A	Col. of Charleston	2	2	23 A	UNCW	1	0
				101 H	Northeastern	2	3	60 H	UMBC	0	1
				104 A	William & Mary	3	1	195 A	Temple	3	0

Non-Div. I Games:

Delaware

Average RPI Win:	111	WON-LOST	WINNING	LAST 10	STRENGTH OF	OPP. STRENGTH	TEAM	ADJ	CONF.	ADJ CONF.		
Average RPI Loss:	90	RECORD	PCT. RANK	GAMES	SCHEDULE	OF SCHEDULE	RPI	RPI	RPI	RPI		
DIV. I ONLY		6-5-5	.53125	97	3-3-4	23	78	54	.52401	59	11	11
DIV. I NON-CONF.		4-3-3	.55	96	1-1-2	58	79	69	.52133	67	13	10
<hr/>												
TOTALS	RPI 1-25	RPI 26-50		W-L RECORDS		RPI 51-100		RPI 101-150		RPI 150+		
6-5-5	0-1-2	2-0-1		OVERALL		1-1-2		1-3-0		2-0-0		
3-2-3	0-0-1	2-0-1		HOME		1-0-1		0-2-0		0-0-0		
2-3-2	0-1-1	0-0-0		AWAY		0-1-1		1-1-0		1-0-0		
1-0-0	0-0-0	0-0-0		NEUTRAL		0-0-0		0-0-0		1-0-0		
<hr/>												
4-3-3	0-1-1	1-0-0		NON-CONFERENCE		1-0-2		1-2-0		1-0-0		
2-1-1	0-0-0	1-0-0		HOME		1-0-1		0-1-0		0-0-0		
1-2-2	0-1-1	0-0-		AWAY		0-0-1		1-1-0		0-0-0		
1-0-0	0-0-0	0-0-0		NEUTRAL		0-0-0		0-0-0		1-0-0		
<hr/>												
2-2-2	0-0-1	1-0-1		CONFERENCE		0-1-0		0-1-0		1-0-0		
1-1-2	0-0-1	1-0-1		HOME		0-0-0		0-1-0		0-0-0		
1-1-0	0-0-0	0-0-0		AWAY		0-1-0		0-0-0		1-0-0		
0-0-0	0-0-0	0-0-0		NEUTRAL		0-0-0		0-0-0		0-0-0		
<hr/>												
RPI S	Opponent	Score	RPI S	Opponent	Score	RPI S	Opponent	Score	RPI S	Opponent	Score	
16 H	Saint Louis	2 2	26 H	Ohio St.	1 0	68 A	Rhode Island	0 1	102 H	High Point	1 2	
17 A	Maryland	0 1	28 H	George Mason	1 1	81 A	Valparaiso	2 2	127 A	Loyola Chicago	0 2	
20 A	UAB	0 0	33 H	Davidson	2 0	86 H	Western Mich.	2 2	138 H	Fordham	1 2	
						93 H	Detroit	3 0	146 A	IUPUI	5 0	
						181 A Massachusetts 4 1						
						188 N Jacksonville 3 0						
<hr/>												
LAST 10 GAMES												
138 H Fordham			1 2	28 H George Mason			1 1					
86 H Western Mich.			2 2	33 H Davidson			2 0					
16 H Saint Louis			2 2	81 A Valparaiso			2 2					
68 A Rhode Island			0 1	26 H Ohio St.			1 0					
181 A Massachusetts			4 1	17 A Maryland			0 1					

Non-Div. I Games:

Dayton

UMBC				Through Games Of Nov. 2, 2014											
Average RPI Win:		145	WON-LOST	WINNING	LAST 10	STRENGTH OF	OPP. STRENGTH	TEAM	ADJ	CONF.	ADJ CONF.				
Average RPI Loss:		64	RECORD	PCT. RANK	GAMES	SCHEDULE	OF SCHEDULE	RPI	RPI	RPI	RPI				
DIV. I ONLY			9-5-3	.61765	57	6-3-1	112	133	68	.52372	60	19	19		
DIV. I NON-CONF.			4-5-2	.45455	128	1-3-0	90	108	64	.53461	53	17	18		
TOTALS		RPI 1-25	RPI 26-50		W-L RECORDS		RPI 51-100		RPI 101-150		RPI 150+				
9-5-3		0-0-1	0-1-0		OVERALL		2-3-0		2-1-1		5-0-1				
7-1-1		0-0-0	0-0-0		HOME		1-0-0		2-1-1		4-0-0				
2-3-2		0-0-1	0-1-0		AWAY		1-2-0		0-0-0		1-0-1				
0-1-0		0-0-0	0-0-0		NEUTRAL		0-1-0		0-0-0		0-0-0				
4-5-2		0-0-1	0-1-0		NON-CONFERENCE		1-3-0		0-1-1		3-0-0				
3-1-1		0-0-0	0-0-0		HOME		0-0-0		0-1-1		3-0-0				
1-3-1		0-0-1	0-0-		AWAY		1-2-0		0-0-0		0-0-0				
0-1-0		0-0-0	0-0-0		NEUTRAL		0-1-0		0-0-0		0-0-0				
5-0-1		0-0-0	0-0-0		CONFERENCE		1-0-0		2-0-0		2-0-1				
4-0-0		0-0-0	0-0-0		HOME		1-0-0		2-0-0		1-0-0				
1-0-1		0-0-0	0-0-0		AWAY		0-0-0		0-0-0		1-0-1				
0-0-0		0-0-0	0-0-0		NEUTRAL		0-0-0		0-0-0		0-0-0				
RPI S	Opponent	Score		RPI S	Opponent	Score		RPI S	Opponent	Score		RPI S	Opponent	Score	
17 A	Maryland	0	0	28 A	George Mason	0	3	55 A	Navy	0	2	104 H	William & Mary	1	2
								57 A	UNLV	0	1	122 H	Loyola Maryland	1	1
								58 A	Delaware	1	0	128 H	Vermont	5	1
								78 N	Cal St. Fullerton	3	4	141 H	UMass Lowell	2	1
								91 H	Hartford	2	1	157 H	Binghamton	1	0
												169 H	LIU Brooklyn	4	0
												172 A	New Hampshire	2	0
												176 A	Albany (NY)	1	1
												184 H	Appalachian St.	3	1
												203 H	Sacred Heart	2	1
				LAST 10 GAMES											
				128 H	Vermont	5	1	91 H	Hartford	2	1				
				172 A	New Hampshire	2	0	141 H	UMass Lowell	2	1				
				55 A	Navy	0	2	58 A	Delaware	1	0				
				176 A	Albany (NY)	1	1	28 A	George Mason	0	3				
				157 H	Binghamton	1	0	104 H	William & Mary	1	2				

Non-Div. I Games:

UMBC

Average RPI Win:	151	WON-LOST	WINNING	LAST 10	STRENGTH OF	OPP. STRENGTH	TEAM	ADJ	CONF.	ADJ CONF.	
Average RPI Loss:	48	RECORD	PCT. RANK	GAMES	SCHEDULE	OF SCHEDULE	RPI	RPI	RPI	RPI	
DIV. I ONLY	9-5-1	.63333	48	7-3-0	130	100	62	.52267	61	10	10
DIV. I NON-CONF.	7-2-1	.75	18	5-0-0	124	93	68	.52252	65	12	11
<hr/>											
TOTALS	RPI 1-25	RPI 26-50		W-L RECORDS		RPI 51-100		RPI 101-150		RPI 150+	
9-5-1	0-2-0	0-1-1		OVERALL		1-2-0		2-0-0		6-0-0	
6-2-0	0-0-0	0-1-0		HOME		0-1-0		1-0-0		5-0-0	
3-3-1	0-2-0	0-0-1		AWAY		1-1-0		1-0-0		1-0-0	
0-0-0	0-0-0	0-0-0		NEUTRAL		0-0-0		0-0-0		0-0-0	
7-2-1	0-2-0	0-0-1		NON-CONFERENCE		0-0-0		2-0-0		5-0-0	
5-0-0	0-0-0	0-0-0		HOME		0-0-0		1-0-0		4-0-0	
2-2-1	0-2-0	0-1-		AWAY		0-0-0		1-0-0		1-0-0	
0-0-0	0-0-0	0-0-0		NEUTRAL		0-0-0		0-0-0		0-0-0	
2-3-0	0-0-0	0-1-0		CONFERENCE		1-2-0		0-0-0		1-0-0	
1-2-0	0-0-0	0-1-0		HOME		0-1-0		0-0-0		1-0-0	
1-1-0	0-0-0	0-0-0		AWAY		1-1-0		0-0-0		0-0-0	
0-0-0	0-0-0	0-0-0		NEUTRAL		0-0-0		0-0-0		0-0-0	
<hr/>											
RPI S	Opponent	Score		RPI S	Opponent	Score		RPI S	Opponent	Score	
8 A	Syracuse	0	3	29 A	Louisville	0	0	74 A	Harvard	0	1
18 A	Xavier	0	1	44 H	Princeton	1	2	76 A	Brown	1	0
								96 H	Penn	0	1
								106 H Siena			
								135 A Colgate			
								156 H Buffalo			
								157 A Binghamton			
								161 H Lafayette			
								182 H Hartwick			
								190 H Fairleigh Dickinson			
								199 H Yale			
<hr/>											
				LAST 10 GAMES							
				44 H Princeton				1	2	96 H Penn	
				76 A Brown				1	0	156 H Buffalo	
				199 H Yale				1	0	182 H Hartwick	
				135 A Colgate				1	0	190 H Fairleigh Dickinson	
				74 A Harvard				0	1	106 H Siena	

Non-Div. I Games:

Cornell

Average RPI Win:	116	WON-LOST RECORD	WINNING PCT. RANK	LAST 10 GAMES	STRENGTH OF SCHEDULE	OPP. STRENGTH OF SCHEDULE	TEAM RPI	ADJ RPI	CONF. RPI	ADJ CONF. RPI					
DIV. I ONLY		8-4-4	.625	50	6-3-1	109	54	58	.52238	62	12	12			
DIV. I NON-CONF.		3-2-4	.55556	83	1-1-1	67	18	44	.54475	46	8	9			
<hr/>															
TOTALS	RPI 1-25	RPI 26-50		W-L RECORDS		RPI 51-100		RPI 101-150		RPI 150+					
8-4-4	1-1-0	0-2-0		OVERALL		2-1-2		3-0-2		2-0-0					
5-3-1	1-0-0	0-2-0		HOME		1-1-1		1-0-0		2-0-0					
3-1-3	0-1-0	0-0-0		AWAY		1-0-1		2-0-2		0-0-0					
0-0-0	0-0-0	0-0-0		NEUTRAL		0-0-0		0-0-0		0-0-0					
<hr/>															
3-2-4	1-1-0	0-1-0		NON-CONFERENCE		0-0-2		1-0-2		1-0-0					
3-1-1	1-0-0	0-1-0		HOME		0-0-1		1-0-0		1-0-0					
0-1-3	0-1-0	0-0-		AWAY		0-0-1		0-0-2		0-0-0					
0-0-0	0-0-0	0-0-0		NEUTRAL		0-0-0		0-0-0		0-0-0					
<hr/>															
5-2-0	0-0-0	0-1-0		CONFERENCE		2-1-0		2-0-0		1-0-0					
2-2-0	0-0-0	0-1-0		HOME		1-1-0		0-0-0		1-0-0					
3-0-0	0-0-0	0-0-0		AWAY		1-0-0		2-0-0		0-0-0					
0-0-0	0-0-0	0-0-0		NEUTRAL		0-0-0		0-0-0		0-0-0					
<hr/>															
RPI S	Opponent	Score		RPI S	Opponent	Score		RPI S	Opponent	Score					
1 H	UCLA	1	0	35 H	New Mexico	0	2	63 H	Loyola Marymount	0	1				
15 A	UC Irvine	0	1	45 H	San Francisco	0	2	124 A	UC Riverside	0	0				
								132 H	Bradley	5	2				
								71 A	UC Davis	1	1	136 A	Sacramento St.	3	3
								78 H	Cal St. Fullerton	0	0	140 A	Portland	2	0
								95 A	Santa Clara	2	1	143 A	Gonzaga	2	0
												156 H	Buffalo	4	1
200 H	Pacific	2	1												
LAST 10 GAMES															
140 A Portland				2	0	95 A Santa Clara				2	1				
143 A Gonzaga				2	0	45 H San Francisco				0	2				
200 H Pacific				2	1	1 H UCLA				1	0				
64 H St. Mary's (CA)				2	0	15 A UC Irvine				0	1				
63 H Loyola Marymount				0	1	124 A UC Riverside				0	0				

Non-Div. I Games:

San Diego

Average RPI Win: 114		WON-LOST	WINNING	LAST 10	STRENGTH OF		OPP. STRENGTH	TEAM	ADJ		CONF.	ADJ CONF.			
Average RPI Loss: 34		RECORD	PCT. RANK	GAMES	SCHEDULE		OF SCHEDULE	RPI	RPI		RPI	RPI			
DIV. I ONLY		7-4-5	.59375	66	5-2-3		95	62	72	.52092	63	12	12		
DIV. I NON-CONF.		4-3-2	.55556	83	2-1-0		53	31	48	.54078	49	8	9		
TOTALS		RPI 1-25	RPI 26-50		W-L RECORDS		RPI 51-100		RPI 101-150		RPI 150+				
7-4-5		0-2-0	2-1-0		OVERALL		1-1-3		2-0-2		2-0-0				
4-2-1		0-1-0	1-0-0		HOME		0-1-1		1-0-0		2-0-0				
3-1-4		0-1-0	1-0-0		AWAY		1-0-2		1-0-2		0-0-0				
0-1-0		0-0-0	0-1-0		NEUTRAL		0-0-0		0-0-0		0-0-0				
4-3-2		0-2-0	1-1-0		NON-CONFERENCE		0-0-2		2-0-0		1-0-0				
3-1-0		0-1-0	1-0-0		HOME		0-0-0		1-0-0		1-0-0				
1-1-2		0-1-0	0-0-		AWAY		0-0-2		1-0-0		0-0-0				
0-1-0		0-0-0	0-1-0		NEUTRAL		0-0-0		0-0-0		0-0-0				
3-1-3		0-0-0	1-0-0		CONFERENCE		1-1-1		0-0-2		1-0-0				
1-1-1		0-0-0	0-0-0		HOME		0-1-1		0-0-0		1-0-0				
2-0-2		0-0-0	1-0-0		AWAY		1-0-0		0-0-2		0-0-0				
0-0-0		0-0-0	0-0-0		NEUTRAL		0-0-0		0-0-0		0-0-0				
RPI S	Opponent	Score		RPI S	Opponent	Score		RPI S	Opponent	Score		RPI S	Opponent	Score	
15 H	UC Irvine	2	3	37 N	Elon	0	1	51 A	Duke	1	1	135 H	Colgate	1	0
18 A	Xavier	0	2	45 A	San Francisco	3	1	62 A	San Diego	1	0	136 A	Sacramento St.	3	0
				47 H	UC Santa Barbara	4	0	64 H	St. Mary's (CA)	0	2	140 A	Portland	0	0
								71 A	UC Davis	1	1	143 A	Gonzaga	0	0
								95 H	Santa Clara	1	1	173 H	Grand Canyon	4	0
												200 H	Pacific	4	0
LAST 10 GAMES															
				143 A	Gonzaga	0	0	62 A	San Diego	1	0				
				140 A	Portland	0	0	45 A	San Francisco	3	1				
				64 H	St. Mary's (CA)	0	2	95 H	Santa Clara	1	1				
				200 H	Pacific	4	0	173 H	Grand Canyon	4	0				
				47 H	UC Santa Barbara	4	0	18 A	Xavier	0	2				

Non-Div. I Games:

Loyola Marymount

Average RPI Win: 112		WON-LOST RECORD		WINNING PCT. RANK		LAST 10 GAMES		STRENGTH OF SCHEDULE		OPP. STRENGTH OF SCHEDULE		TEAM RPI		ADJ RPI		CONF. RPI		ADJ CONF. RPI	
DIV. I ONLY		8-5-2		.6 64		5-3-2		101		84		61		.52006 64		12		12	
DIV. I NON-CONF.		5-2-2		.66667 38		2-0-2		50		78		42		.55083 42		8		9	
TOTALS		RPI 1-25		RPI 26-50		W-L RECORDS		RPI 51-100		RPI 101-150		RPI 150+							
8-5-2		1-1-0		1-1-0		OVERALL		1-1-1		3-2-1		2-0-0							
5-2-0		0-0-0		1-1-0		HOME		0-0-0		2-1-0		2-0-0							
3-3-2		1-1-0		0-0-0		AWAY		1-1-1		1-1-1		0-0-0							
0-0-0		0-0-0		0-0-0		NEUTRAL		0-0-0		0-0-0		0-0-0							
5-2-2		1-1-0		1-0-0		NON-CONFERENCE		0-0-1		2-1-1		1-0-0							
4-0-0		0-0-0		1-0-0		HOME		0-0-0		2-0-0		1-0-0							
1-2-2		1-1-0		0-0-		AWAY		0-0-1		0-1-1		0-0-0							
0-0-0		0-0-0		0-0-0		NEUTRAL		0-0-0		0-0-0		0-0-0							
3-3-0		0-0-0		0-1-0		CONFERENCE		1-1-0		1-1-0		1-0-0							
1-2-0		0-0-0		0-1-0		HOME		0-0-0		0-1-0		1-0-0							
2-1-0		0-0-0		0-0-0		AWAY		1-1-0		1-0-0		0-0-0							
0-0-0		0-0-0		0-0-0		NEUTRAL		0-0-0		0-0-0		0-0-0							
RPI S	Opponent	Score		RPI S	Opponent	Score		RPI S	Opponent	Score		RPI S	Opponent	Score					
8 A	Syracuse	0	3	45 H	San Francisco	1	2	62 A	San Diego	0	2	116 H	FGCU	1	0				
11 A	Washington	2	1	48 H	Seattle	4	2	63 A	Loyola Marymount	2	0	135 A	Colgate	0	1				
								71 A	UC Davis	1	1	136 A	Sacramento St.	1	1				
												140 H	Portland	1	5				
												142 H	San Jose St.	2	1				
												143 A	Gonzaga	1	0				
												175 H	Central Ark.	3	1				
												200 H	Pacific	1	0				
LAST 10 GAMES																			
				45 H	San Francisco	1	2	140 H	Portland	1	5								
				63 A	Loyola Marymount	2	0	71 A	UC Davis	1	1								
				62 A	San Diego	0	2	136 A	Sacramento St.	1	1								
				200 H	Pacific	1	0	142 H	San Jose St.	2	1								
				143 A	Gonzaga	1	0	48 H	Seattle	4	2								

Non-Div. I Games:

St. Mary's (CA)

Average RPI Win:	116	WON-LOST	WINNING	LAST 10	STRENGTH OF	OPP. STRENGTH	TEAM	ADJ	CONF.	ADJ CONF.	
Average RPI Loss:	61	RECORD	PCT. RANK	GAMES	SCHEDULE	OF SCHEDULE	RPI	RPI	RPI	RPI	
DIV. I ONLY	10-5-3	.63889	47	7-2-1	150	44	67	.51738	65	8	8
DIV. I NON-CONF.	5-3-2	.6	65	2-0-0	171	27	92	.49887	94	7	8
<hr/>											
TOTALS	RPI 1-25	RPI 26-50		W-L RECORDS		RPI 51-100		RPI 101-150		RPI 150+	
10-5-3	0-2-0	2-1-0		OVERALL		1-1-1		4-0-1		3-1-1	
4-1-1	0-0-0	0-1-0		HOME		0-0-0		2-0-1		2-0-0	
6-4-1	0-2-0	2-0-0		AWAY		1-1-1		2-0-0		1-1-0	
0-0-1	0-0-0	0-0-0		NEUTRAL		0-0-0		0-0-0		0-0-1	
<hr/>											
5-3-2	0-1-0	1-1-0		NON-CONFERENCE		1-0-1		1-0-0		2-1-1	
1-1-0	0-0-0	0-1-0		HOME		0-0-0		0-0-0		1-0-0	
4-2-1	0-1-0	1-0-		AWAY		1-0-1		1-0-0		1-1-0	
0-0-1	0-0-0	0-0-0		NEUTRAL		0-0-0		0-0-0		0-0-1	
<hr/>											
5-2-1	0-1-0	1-0-0		CONFERENCE		0-1-0		3-0-1		1-0-0	
3-0-1	0-0-0	0-0-0		HOME		0-0-0		2-0-1		1-0-0	
2-2-0	0-1-0	1-0-0		AWAY		0-1-0		1-0-0		0-0-0	
0-0-0	0-0-0	0-0-0		NEUTRAL		0-0-0		0-0-0		0-0-0	
<hr/>											
RPI S	Opponent	Score		RPI S	Opponent	Score		RPI S	Opponent	Score	
22 A	Northwestern	0	3	30 A	Wake Forest	1	0	58 A	Delaware	1	2
23 A	UNCW	0	2	31 H	Dartmouth	1	2	69 A	St. John's (NY)	2	2
				37 A	Elon	2	0	94 A	Rutgers	3	1

Non-Div. I Games:

Hofstra

Average RPI Win:		85	WON-LOST RECORD		WINNING PCT. RANK		LAST 10 GAMES		STRENGTH OF SCHEDULE		OPP. STRENGTH OF SCHEDULE		TEAM RPI	ADJ RPI		CONF. RPI	ADJ CONF. RPI		
DIV. I ONLY			4-7-5		.40625 144		2-5-3		6		68		60	.51731 66		4	4		
DIV. I NON-CONF.			3-3-2		.5 103		1-1-0		14		160		78	.50628 79		4	4		
TOTALS		RPI 1-25		RPI 26-50				W-L RECORDS		RPI 51-100				RPI 101-150				RPI 150+	
4-7-5		1-3-0		0-1-2				OVERALL		1-1-3				2-2-0				0-0-0	
3-3-2		1-2-0		0-1-2				HOME		1-0-0				1-0-0				0-0-0	
1-4-3		0-1-0		0-0-0				AWAY		0-1-3				1-2-0				0-0-0	
0-0-0		0-0-0		0-0-0				NEUTRAL		0-0-0				0-0-0				0-0-0	
3-3-2		0-0-0		0-1-1				NON-CONFERENCE		1-1-1				2-1-0				0-0-0	
2-1-1		0-0-0		0-1-1				HOME		1-0-0				1-0-0				0-0-0	
1-2-1		0-0-0		0-0-				AWAY		0-1-1				1-1-0				0-0-0	
0-0-0		0-0-0		0-0-0				NEUTRAL		0-0-0				0-0-0				0-0-0	
1-4-3		1-3-0		0-0-1				CONFERENCE		0-0-2				0-1-0				0-0-0	
1-2-1		1-2-0		0-0-1				HOME		0-0-0				0-0-0				0-0-0	
0-2-2		0-1-0		0-0-0				AWAY		0-0-2				0-1-0				0-0-0	
0-0-0		0-0-0		0-0-0				NEUTRAL		0-0-0				0-0-0				0-0-0	
RPI	S	Opponent		Score		RPI	S	Opponent		Score		RPI	S	Opponent		Score			
3	H	Georgetown		1	0	28	H	George Mason		0	0	54	A	Butler		0	0		
10	A	Creighton		2	3	44	H	Princeton		4	5	58	A	Delaware		2	3		
14	H	Providence		0	3	46	H	Marquette		3	3	68	A	Rhode Island		1	1		
18	H	Xavier		1	3							80	A	Villanova		1	1		
												83	H	Monmouth		1	0		
</																			

Non-Div. I Games:

Seton Hall

Average RPI Win:	119	WON-LOST	WINNING	LAST 10	STRENGTH OF	OPP. STRENGTH	TEAM	ADJ	CONF.	ADJ CONF.		
Average RPI Loss:	54	RECORD	PCT. RANK	GAMES	SCHEDULE	OF SCHEDULE	RPI	RPI	RPI	RPI		
DIV. I ONLY		8-8-0	.5	105	5-5-0	57	59	69	.51554	67	5	5
DIV. I NON-CONF.		5-4-0	.55556	83	2-1-0	79	105	77	.51003	75	5	5

TOTALS	RPI 1-25	RPI 26-50		W-L RECORDS		RPI 51-100		RPI 101-150		RPI 150+		
8-8-0	1-5-0	1-0-0		OVERALL		2-1-0		0-2-0		4-0-0		
5-6-0	1-4-0	0-0-0		HOME		1-1-0		0-1-0		3-0-0		
3-2-0	0-1-0	1-0-0		AWAY		1-0-0		0-1-0		1-0-0		
0-0-0	0-0-0	0-0-0		NEUTRAL		0-0-0		0-0-0		0-0-0		
5-4-0	1-2-0	0-0-0		NON-CONFERENCE		1-1-0		0-1-0		3-0-0		
5-2-0	1-1-0	0-0-0		HOME		1-1-0		0-0-0		3-0-0		
0-2-0	0-1-0	0-0-		AWAY		0-0-0		0-1-0		0-0-0		
0-0-0	0-0-0	0-0-0		NEUTRAL		0-0-0		0-0-0		0-0-0		
3-4-0	0-3-0	1-0-0		CONFERENCE		1-0-0		0-1-0		1-0-0		
0-4-0	0-3-0	0-0-0		HOME		0-0-0		0-1-0		0-0-0		
3-0-0	0-0-0	1-0-0		AWAY		1-0-0		0-0-0		1-0-0		
0-0-0	0-0-0	0-0-0		NEUTRAL		0-0-0		0-0-0		0-0-0		
RPI	S	Opponent	Score	RPI	S	Opponent	Score	RPI	S	Opponent	Score	
7	H	Charlotte	0 3	38	A	Old Dominion	1 0	72	H	North Carolina St.	1 2	
12	H	Clemson	2 1					89	H	Mercer	2 0	
20	H	UAB	0 1					98	A	FIU	5 4	
23	H	UNCW	1 2									
24	A	Coastal Caro.	0 3									
25	H	Kentucky	3 4									
</												

Non-Div. I Games:

South Carolina

Average RPI Win:	146	WON-LOST	WINNING	LAST 10	STRENGTH OF	OPP. STRENGTH	TEAM	ADJ	CONF.	ADJ CONF.			
Average RPI Loss:	39	RECORD	PCT. RANK	GAMES	SCHEDULE	OF SCHEDULE	RPI	RPI	RPI	RPI			
DIV. I ONLY		10-4-3	.67647	28	7-1-2	157	81	63	.51493	68	11	11	
DIV. I NON-CONF.		4-3-3	.55	96	1-0-2	188	87	108	.48922	108	13	10	
<hr/>													
TOTALS	RPI 1-25	RPI 26-50		W-L RECORDS		RPI 51-100		RPI 101-150		RPI 150+			
10-4-3	0-2-0	1-1-0		OVERALL		1-1-1		1-0-1		7-0-1			
8-1-2	0-0-0	1-0-0		HOME		1-1-1		0-0-0		6-0-1			
2-3-1	0-2-0	0-1-0		AWAY		0-0-0		1-0-1		1-0-0			
0-0-0	0-0-0	0-0-0		NEUTRAL		0-0-0		0-0-0		0-0-0			
<hr/>													
4-3-3	0-1-0	0-1-0		NON-CONFERENCE		0-1-1		0-0-1		4-0-1			
4-1-2	0-0-0	0-0-0		HOME		0-1-1		0-0-0		4-0-1			
0-2-1	0-1-0	0-0-		AWAY		0-0-0		0-0-1		0-0-0			
0-0-0	0-0-0	0-0-0		NEUTRAL		0-0-0		0-0-0		0-0-0			
<hr/>													
6-1-0	0-1-0	1-0-0		CONFERENCE		1-0-0		1-0-0		3-0-0			
4-0-0	0-0-0	1-0-0		HOME		1-0-0		0-0-0		2-0-0			
2-1-0	0-1-0	0-0-0		AWAY		0-0-0		1-0-0		1-0-0			
0-0-0	0-0-0	0-0-0		NEUTRAL		0-0-0		0-0-0		0-0-0			
<hr/>													
RPI S	Opponent	Score	RPI S	Opponent	Score	RPI S	Opponent	Score	RPI S	Opponent	Score		
14 A	Providence	1 5	28 H	George Mason	3 1	59 H	Dayton	1 0	115 A	Bryant	1 1		
16 A	Saint Louis	0 1	42 A	Boston College	0 3	66 H	Seton Hall	1 1	138 A	Fordham	1 0		
						85 H	Lehigh	0 1	152 H	George Washington	2 1		
						154 A Saint Joseph's							2 0
						160 H NJIT							2 0
						176 H Albany (NY)							0 0
						181 H Massachusetts							4 1
						185 H Stony Brook							3 0
						199 H Yale							1 0
						203 H Sacred Heart							3 1
<hr/>													
LAST 10 GAMES													
16 A Saint Louis			0 1	152 H George Washington			2 1						
154 A Saint Joseph's			2 0	138 A Fordham			1 0						
181 H Massachusetts			4 1	176 H Albany (NY)			0 0						
59 H Dayton			1 0	115 A Bryant			1 1						
28 H George Mason			3 1	185 H Stony Brook			3 0						

Non-Div. I Games:

Rhode Island

Average RPI Win:	79	WON-LOST	WINNING	LAST 10	STRENGTH OF	OPP. STRENGTH	TEAM	ADJ	CONF.	ADJ CONF.		
Average RPI Loss:	26	RECORD	PCT. RANK	GAMES	SCHEDULE	OF SCHEDULE	RPI	RPI	RPI	RPI		
DIV. I ONLY		4-9-4	.35294	158	3-6-1	5	40	71	.5148	69	4	4
DIV. I NON-CONF.		3-3-3	.5	103	2-0-0	8	88	75	.51452	72	4	4
<hr/>												
TOTALS	RPI 1-25	RPI 26-50		W-L RECORDS		RPI 51-100		RPI 101-150		RPI 150+		
4-9-4	0-6-0	1-2-1		OVERALL		2-1-1		1-0-2		0-0-0		
4-3-2	0-2-0	1-0-0		HOME		2-1-1		1-0-1		0-0-0		
0-6-2	0-4-0	0-2-1		AWAY		0-0-0		0-0-1		0-0-0		
0-0-0	0-0-0	0-0-0		NEUTRAL		0-0-0		0-0-0		0-0-0		
3-3-3	0-2-0	1-1-1		NON-CONFERENCE		1-0-1		1-0-1		0-0-0		
3-1-1	0-1-0	1-0-0		HOME		1-0-1		1-0-0		0-0-0		
0-2-2	0-1-0	0-1-		AWAY		0-0-0		0-0-1		0-0-0		
0-0-0	0-0-0	0-0-0		NEUTRAL		0-0-0		0-0-0		0-0-0		
1-6-1	0-4-0	0-1-0		CONFERENCE		1-1-0		0-0-1		0-0-0		
1-2-1	0-1-0	0-0-0		HOME		1-1-0		0-0-1		0-0-0		
0-4-0	0-3-0	0-1-0		AWAY		0-0-0		0-0-0		0-0-0		
0-0-0	0-0-0	0-0-0		NEUTRAL		0-0-0		0-0-0		0-0-0		
RPI	S	Opponent	Score	RPI	S	Opponent	Score	RPI	S	Opponent	Score	
3	A	Georgetown	0 1	36	A	West Virginia	0 1	54	H	Butler	3 2	
8	H	Syracuse	0 1	44	A	Princeton	0 0	65	H	Hofstra	2 2	
10	H	Creighton	0 1	46	A	Marquette	0 2	74	H	Harvard	2 1	
14	A	Providence	2 3	50	H	UConn	3 1	80	H	Villanova	0 2	
18	A	Xavier	0 1									
21	A	Penn St.	0 3									
				LAST 10 GAMES								
				3	A	Georgetown	0 1	46	A	Marquette	0 2	
				80	H	Villanova	0 2	54	H	Butler	3 2	
				131	H	DePaul	1 1	138	H	Fordham	1 0	
				14	A	Providence	2 3	18	A	Xavier	0 1	
				10	H	Creighton	0 1	50	H	UConn	3 1	

Non-Div. I Games:

St. John's (NY)

Average RPI Win:	140	WON-LOST RECORD	WINNING PCT. RANK	LAST 10 GAMES	STRENGTH OF SCHEDULE	OPP. STRENGTH OF SCHEDULE	TEAM RPI	ADJ RPI	CONF. RPI	ADJ CONF. RPI		
DIV. I ONLY		10-5-1	.65625	38	5-4-1	173	67	74	.51372	70	7	7
DIV. I NON-CONF.		9-3-0	.75	18	4-2-0	184	72	96	.50111	90	9	7
<hr/>												
TOTALS	RPI 1-25	RPI 26-50		W-L RECORDS		RPI 51-100		RPI 101-150		RPI 150+		
10-5-1	0-1-0	1-3-0		OVERALL		2-1-0		2-0-0		5-0-1		
4-2-1	0-1-0	0-1-0		HOME		1-0-0		1-0-0		2-0-1		
5-3-0	0-0-0	1-2-0		AWAY		1-1-0		1-0-0		2-0-0		
1-0-0	0-0-0	0-0-0		NEUTRAL		0-0-0		0-0-0		1-0-0		
9-3-0	0-1-0	1-1-0		NON-CONFERENCE		1-1-0		2-0-0		5-0-0		
3-1-0	0-1-0	0-0-0		HOME		0-0-0		1-0-0		2-0-0		
5-2-0	0-0-0	1-0-		AWAY		1-1-0		1-0-0		2-0-0		
1-0-0	0-0-0	0-0-0		NEUTRAL		0-0-0		0-0-0		1-0-0		
1-2-1	0-0-0	0-2-0		CONFERENCE		1-0-0		0-0-0		0-0-1		
1-1-1	0-0-0	0-1-0		HOME		1-0-0		0-0-0		0-0-1		
0-1-0	0-0-0	0-1-0		AWAY		0-0-0		0-0-0		0-0-0		
0-0-0	0-0-0	0-0-0		NEUTRAL		0-0-0		0-0-0		0-0-0		
RPI	S	Opponent	Score	RPI	S	Opponent	Score	RPI	S	Opponent	Score	
19	H	Michigan St.	0 1	26	A	Ohio St.	0 3	82	A	Duquesne	2 3	
				27	H	Akron	0 1	86	H	Western Mich.	2 1	
				36	A	West Virginia	1 2	93	A	Detroit	1 0	
				43	A	Michigan	1 0					
										137	A	
										146	H	
										156	H	
										163	N	
										166	A	
										171	H	
										194	A	
										201	H	

Non-Div. I Games:	Findlay	8	0
-------------------	---------	---	---

Bowling Green

Average RPI Win:	98	WON-LOST	WINNING	LAST 10	STRENGTH OF	OPP. STRENGTH	TEAM	ADJ	CONF.	ADJ CONF.	
Average RPI Loss:	66	RECORD	PCT. RANK	GAMES	SCHEDULE	OF SCHEDULE	RPI	RPI	RPI	RPI	
DIV. I ONLY	6-3-9	.58333	78	4-3-3	48	72	57	.51285	71	6	6
DIV. I NON-CONF.	2-0-7	.61111	58	0-0-1	31	104	54	.52852	61	6	6
<hr/>											
TOTALS	RPI 1-25	RPI 26-50		W-L RECORDS		RPI 51-100		RPI 101-150		RPI 150+	
6-3-9	0-1-0	1-1-2		OVERALL		2-0-4		3-1-2		0-0-1	
3-1-5	0-0-0	1-0-0		HOME		1-0-3		1-1-1		0-0-1	
2-2-4	0-1-0	0-1-2		AWAY		0-0-1		2-0-1		0-0-0	
1-0-0	0-0-0	0-0-0		NEUTRAL		1-0-0		0-0-0		0-0-0	
<hr/>											
2-0-7	0-0-0	0-0-2		NON-CONFERENCE		1-0-3		1-0-1		0-0-1	
0-0-5	0-0-0	0-0-0		HOME		0-0-3		0-0-1		0-0-1	
1-0-2	0-0-0	0-2-		AWAY		0-0-0		1-0-0		0-0-0	
1-0-0	0-0-0	0-0-0		NEUTRAL		1-0-0		0-0-0		0-0-0	
<hr/>											
4-3-2	0-1-0	1-1-0		CONFERENCE		1-0-1		2-1-1		0-0-0	
3-1-0	0-0-0	1-0-0		HOME		1-0-0		1-1-0		0-0-0	
1-2-2	0-1-0	0-1-0		AWAY		0-0-1		1-0-1		0-0-0	
0-0-0	0-0-0	0-0-0		NEUTRAL		0-0-0		0-0-0		0-0-0	
<hr/>											
RPI	S	Opponent	Score	RPI	S	Opponent	Score	RPI	S	Opponent	Score
15	A	UC Irvine	0 1	26	A	Ohio St.	0 0	52	A	CSUN	0 0
				45	A	San Francisco	0 0	62	H	San Diego	1 1
				47	A	UC Santa Barbara	0 1	63	H	Loyola Marymount	1 1
				47	H	UC Santa Barbara	1 0	64	H	St. Mary's (CA)	1 1
								78	H	Cal St. Fullerton	3 1
								90	N	Canisius	2 1

Non-Div. I Games:

UC Davis

Average RPI Win: 117		WON-LOST RECORD		WINNING PCT. RANK		LAST 10 GAMES		STRENGTH OF SCHEDULE		OPP. STRENGTH OF SCHEDULE		TEAM RPI		ADJ RPI		CONF. RPI		ADJ CONF. RPI	
DIV. I ONLY		7-6-4		.52941 100		4-4-2		79		37		83		.5122 72		2		3	
DIV. I NON-CONF.		6-2-1		.72222 23		3-1-0		149		100		124		.47838 118		3		3	
TOTALS		RPI 1-25		RPI 26-50		W-L RECORDS		RPI 51-100		RPI 101-150		RPI 150+							
7-6-4		0-3-1		1-1-1		OVERALL		1-1-1		3-1-0		2-0-1							
6-4-2		0-2-1		1-0-0		HOME		0-1-1		3-1-0		2-0-0							
1-2-2		0-1-0		0-1-1		AWAY		1-0-0		0-0-0		0-0-1							
0-0-0		0-0-0		0-0-0		NEUTRAL		0-0-0		0-0-0		0-0-0							
6-2-1		0-1-0		0-0-0		NON-CONFERENCE		1-0-1		3-1-0		2-0-0							
5-2-1		0-1-0		0-0-0		HOME		0-0-1		3-1-0		2-0-0							
1-0-0		0-0-0		0-0-		AWAY		1-0-0		0-0-0		0-0-0							
0-0-0		0-0-0		0-0-0		NEUTRAL		0-0-0		0-0-0		0-0-0							
1-4-3		0-2-1		1-1-1		CONFERENCE		0-1-0		0-0-0		0-0-1							
1-2-1		0-1-1		1-0-0		HOME		0-1-0		0-0-0		0-0-0							
0-2-2		0-1-0		0-1-1		AWAY		0-0-0		0-0-0		0-0-1							
0-0-0		0-0-0		0-0-0		NEUTRAL		0-0-0		0-0-0		0-0-0							
RPI	S	Opponent		Score		RPI	S	Opponent		Score		RPI	S	Opponent		Score			
8	H	Syracuse		0 0		29	H	Louisville		2 1		104	H	William & Mary		1 0			
12	A	Clemson		0 2		30	A	Wake Forest		1 2		111	H	Cal Poly		1 3			
13	H	North Carolina		0 1		42	A	Boston College		0 0		126	H	Liberty		4 1			
24	H	Coastal Caro.		1 3								137	H	Cleveland St.		4 0			
												162	H	Col. of Charleston		2 0			
												164	A	Pittsburgh		1 1			
												192	H	Gardner-Webb		5 2			
LAST 10 GAMES																			
12	A	Clemson		0 2		42	A	Boston College		0 0									
126	H	Liberty		4 1		192	H	Gardner-Webb		5 2									
8	H	Syracuse		0 0		29	H	Louisville		2 1									
67	A	South Carolina		2 1		24	H	Coastal Caro.		1 3									
13	H	North Carolina		0 1		75	H	Virginia Tech		2 3									

Non-Div. I Games:

North Carolina St.

Average RPI Win:	105	WON-LOST	WINNING	LAST 10	STRENGTH OF	OPP. STRENGTH	TEAM	ADJ	CONF.	ADJ CONF.		
Average RPI Loss:	34	RECORD	PCT. RANK	GAMES	SCHEDULE	OF SCHEDULE	RPI	RPI	RPI	RPI		
DIV. I ONLY		6-11-0	.35294	158	1-8-0	12	23	66	.51203	73	1	1
DIV. I NON-CONF.		5-3-0	.625	50	0-0-0	112	137	155	.44693	149	1	1
<hr/>												
TOTALS	RPI 1-25	RPI 26-50		W-L RECORDS		RPI 51-100		RPI 101-150		RPI 150+		
6-11-0	1-7-0	1-2-0		OVERALL		0-1-0		2-1-0		2-0-0		
6-5-0	1-4-0	1-0-0		HOME		0-0-0		2-1-0		2-0-0		
0-6-0	0-3-0	0-2-0		AWAY		0-1-0		0-0-0		0-0-0		
0-0-0	0-0-0	0-0-0		NEUTRAL		0-0-0		0-0-0		0-0-0		
<hr/>												
5-3-0	1-0-0	0-1-0		NON-CONFERENCE		0-1-0		2-1-0		2-0-0		
5-1-0	1-0-0	0-0-0		HOME		0-0-0		2-1-0		2-0-0		
0-2-0	0-0-0	0-0-		AWAY		0-1-0		0-0-0		0-0-0		
0-0-0	0-0-0	0-0-0		NEUTRAL		0-0-0		0-0-0		0-0-0		
<hr/>												
1-8-0	0-7-0	1-1-0		CONFERENCE		0-0-0		0-0-0		0-0-0		
1-4-0	0-4-0	1-0-0		HOME		0-0-0		0-0-0		0-0-0		
0-4-0	0-3-0	0-1-0		AWAY		0-0-0		0-0-0		0-0-0		
0-0-0	0-0-0	0-0-0		NEUTRAL		0-0-0		0-0-0		0-0-0		
<hr/>												
RPI S	Opponent	Score		RPI S	Opponent	Score		RPI S	Opponent	Score		
1 H	UCLA	0	1	41 A	Oregon St.	0	2	98 A	FIU	1	2	
5 A	California	3	4	41 H	Oregon St.	1	0					
5 H	California	1	2	47 A	UC Santa Barbara	0	1					
6 A	Stanford	0	2									
6 H	Stanford	0	1									
11 A	Washington	0	1									
11 H	Washington	2	3									
12 H	Clemson	2	1									
<hr/>												
LAST 10 GAMES												
6 H	Stanford	0	1	41 H	Oregon St.	1	0					
5 H	California	1	2	5 A	California	3	4					
11 A	Washington	0	1	6 A	Stanford	0	2					
41 A	Oregon St.	0	2	1 H	UCLA	0	1					
11 H	Washington	2	3	47 A	UC Santa Barbara	0	1					

Non-Div. I Games: Point Loma 1 0

San Diego St.

Average RPI Win:	129	WON-LOST RECORD	WINNING PCT. RANK	LAST 10 GAMES	STRENGTH OF SCHEDULE	OPP. STRENGTH OF SCHEDULE	TEAM RPI	ADJ RPI	CONF. RPI	ADJ CONF. RPI		
DIV. I ONLY		9-4-2	.66667	32	7-1-2	182	43	77	.51114	74	10	10
DIV. I NON-CONF.		7-3-0	.7	32	5-0-0	192	20	105	.48973	106	12	11
<hr/>												
TOTALS	RPI 1-25	RPI 26-50		W-L RECORDS		RPI 51-100		RPI 101-150		RPI 150+		
9-4-2	0-1-0	1-1-1		OVERALL		2-1-1		2-0-0		4-1-0		
8-0-0	0-0-0	1-0-0		HOME		2-0-0		2-0-0		3-0-0		
1-4-2	0-1-0	0-1-1		AWAY		0-1-1		0-0-0		1-1-0		
0-0-0	0-0-0	0-0-0		NEUTRAL		0-0-0		0-0-0		0-0-0		
7-3-0	0-1-0	1-0-0		NON-CONFERENCE		1-1-0		2-0-0		3-1-0		
6-0-0	0-0-0	1-0-0		HOME		1-0-0		2-0-0		2-0-0		
1-3-0	0-1-0	0-0-		AWAY		0-1-0		0-0-0		1-1-0		
0-0-0	0-0-0	0-0-0		NEUTRAL		0-0-0		0-0-0		0-0-0		
2-1-2	0-0-0	0-1-1		CONFERENCE		1-0-1		0-0-0		1-0-0		
2-0-0	0-0-0	0-0-0		HOME		1-0-0		0-0-0		1-0-0		
0-1-2	0-0-0	0-1-1		AWAY		0-0-1		0-0-0		0-0-0		
0-0-0	0-0-0	0-0-0		NEUTRAL		0-0-0		0-0-0		0-0-0		
RPI	S	Opponent	Score	RPI	S	Opponent	Score	RPI	S	Opponent	Score	
3	A	Georgetown	0 2	31	A	Dartmouth	1 1	61	H	Cornell	1 0	
				42	H	Boston College	3 2	69	A	St. John's (NY)	1 2	
				44	A	Princeton	2 3	76	A	Brown	1 1	
								91	H	Hartford	4 1	
										101	H Northeastern	3 2
										109	H Holy Cross	3 0
										152	A George Washington	1 2
										181	A Massachusetts	3 2
										185	H Stony Brook	2 0
										189	H Manhattan	3 0
										199	H Yale	1 0
<hr/>												
LAST 10 GAMES												
				31	A	Dartmouth	1 1	61	H	Cornell	1 0	
				185	H	Stony Brook	2 0	199	H	Yale	1 0	
				44	A	Princeton	2 3	181	A	Massachusetts	3 2	
				76	A	Brown	1 1	101	H	Northeastern	3 2	
				109	H	Holy Cross	3 0	189	H	Manhattan	3 0	

Non-Div. I Games:

Harvard

Average RPI Win: 135		WON-LOST RECORD		WINNING PCT. RANK		LAST 10 GAMES		STRENGTH OF SCHEDULE		OPP. STRENGTH OF SCHEDULE		TEAM RPI		ADJ RPI		CONF. RPI		ADJ CONF. RPI	
DIV. I ONLY		7-7-2		.5 105		4-4-2		54		45		73		.51108 75		2		3	
DIV. I NON-CONF.		5-2-1		.6875 35		2-0-1		158		119		133		.4699 127		3		3	
TOTALS		RPI 1-25		RPI 26-50		W-L RECORDS		RPI 51-100		RPI 101-150		RPI 150+							
7-7-2		0-5-0		1-1-1		OVERALL		1-1-0		1-0-0		4-0-1							
4-2-2		0-1-0		1-0-1		HOME		0-1-0		0-0-0		3-0-1							
3-5-0		0-4-0		0-1-0		AWAY		1-0-0		1-0-0		1-0-0							
0-0-0		0-0-0		0-0-0		NEUTRAL		0-0-0		0-0-0		0-0-0							
5-2-1		0-1-0		0-1-1		NON-CONFERENCE		0-0-0		1-0-0		4-0-0							
3-0-1		0-0-0		0-0-1		HOME		0-0-0		0-0-0		3-0-0							
2-2-0		0-1-0		0-0-		AWAY		0-0-0		1-0-0		1-0-0							
0-0-0		0-0-0		0-0-0		NEUTRAL		0-0-0		0-0-0		0-0-0							
2-5-1		0-4-0		1-0-0		CONFERENCE		1-1-0		0-0-0		0-0-1							
1-2-1		0-1-0		1-0-0		HOME		0-1-0		0-0-0		0-0-1							
1-3-0		0-3-0		0-0-0		AWAY		1-0-0		0-0-0		0-0-0							
0-0-0		0-0-0		0-0-0		NEUTRAL		0-0-0		0-0-0		0-0-0							
RPI	S	Opponent		Score		RPI	S	Opponent		Score		RPI	S	Opponent		Score			
4	A	Notre Dame		1 3		30	H	Wake Forest		2 0		51	H	Duke		0 2			
8	H	Syracuse		0 1		33	H	Davidson		0 0		72	A	North Carolina St.		3 2			
9	A	Virginia		0 1		36	A	West Virginia		0 3									
13	A	North Carolina		0 5															
16	A	Saint Louis		1 3															
						LAST 10 GAMES													
						51	H	Duke		0 2		8	H	Syracuse		0 1			
						33	H	Davidson		0 0		204	H	VMI		5 0			
						4	A	Notre Dame		1 3		72	A	North Carolina St.		3 2			
						164	H	Pittsburgh		0 0		152	H	George Washington		1 0			
						13	A	North Carolina		0 5		30	H	Wake Forest		2 0			

Non-Div. I Games:

Virginia Tech

Average RPI Win: 101		WON-LOST RECORD	WINNING PCT. RANK	LAST 10 GAMES	STRENGTH OF SCHEDULE	OPP. STRENGTH OF SCHEDULE	TEAM RPI	ADJ RPI		CONF. RPI	ADJ CONF. RPI
Average RPI Loss: 56											
DIV. I ONLY		4-5-6	.46667 123	2-2-6	20	110	90	.51088	76	10	10
DIV. I NON-CONF.		3-3-4	.5 103	1-0-4	48	90	90	.50662	78	12	11
<hr/>											
TOTALS		RPI 1-25	RPI 26-50		W-L RECORDS		RPI 51-100		RPI 101-150		RPI 150+
4-5-6		0-1-0	1-1-1		OVERALL		1-2-2		1-1-3		1-0-0
3-3-2		0-1-0	0-0-0		HOME		1-1-1		1-1-1		1-0-0
1-2-4		0-0-0	1-1-1		AWAY		0-1-1		0-0-2		0-0-0
0-0-0		0-0-0	0-0-0		NEUTRAL		0-0-0		0-0-0		0-0-0
3-3-4		0-1-0	1-0-1		NON-CONFERENCE		1-1-0		0-1-3		1-0-0
2-2-1		0-1-0	0-0-0		HOME		1-0-0		0-1-1		1-0-0
1-1-3		0-0-0	1-1-		AWAY		0-1-0		0-0-2		0-0-0
0-0-0		0-0-0	0-0-0		NEUTRAL		0-0-0		0-0-0		0-0-0
1-2-2		0-0-0	0-1-0		CONFERENCE		0-1-2		1-0-0		0-0-0
1-1-1		0-0-0	0-0-0		HOME		0-1-1		1-0-0		0-0-0
0-1-1		0-0-0	0-1-0		AWAY		0-0-1		0-0-0		0-0-0
0-0-0		0-0-0	0-0-0		NEUTRAL		0-0-0		0-0-0		0-0-0
RPI	S	Opponent	Score	RPI	S	Opponent	Score	RPI	S	Opponent	Score
14	H	Providence	2 3	34	A	Boston U.	1 0	56	A	South Fla.	1 3
				42	A	Boston College	1 1	61	H	Cornell	0 1
				44	A	Princeton	1 2	74	H	Harvard	1 1
								85	H	Lehigh	2 1
								96	A	Penn	1 1
										106	H
										Siena	1 2
										114	H
										Columbia	1 0
										116	A
										FGCU	0 0
										128	H
										Vermont	0 0
										148	A
										Fairfield	0 0
										172	H
										New Hampshire	1 0
<hr/>											
LAST 10 GAMES											
				96	A	Penn	1 1	44	A	Princeton	1 2
				172	H	New Hampshire	1 0	114	H	Columbia	1 0
				61	H	Cornell	0 1	148	A	Fairfield	0 0
				74	H	Harvard	1 1	128	H	Vermont	0 0
				42	A	Boston College	1 1	116	A	FGCU	0 0

Non-Div. I Games:

Brown

Average RPI Win: 139		WON-LOST	WINNING	LAST 10	STRENGTH OF		OPP. STRENGTH	TEAM	ADJ		CONF.	ADJ CONF.					
Average RPI Loss: 105		RECORD	PCT. RANK	GAMES	SCHEDULE		OF SCHEDULE	RPI	RPI		RPI	RPI					
DIV. I ONLY		11-5-1	.67647	28	7-2-1		176	126	78	.51085	77	23	23				
DIV. I NON-CONF.		6-4-1	.59091	72	2-1-1		114	75	52	.53329	55	22	22				
<hr/>																	
TOTALS		RPI 1-25		RPI 26-50		W-L RECORDS		RPI 51-100		RPI 101-150		RPI 150+					
11-5-1		0-1-0		1-0-0		OVERALL		1-1-1		3-2-0		6-1-0					
7-1-0		0-0-0		0-0-0		HOME		1-0-0		3-1-0		3-0-0					
4-4-1		0-1-0		1-0-0		AWAY		0-1-1		0-1-0		3-1-0					
0-0-0		0-0-0		0-0-0		NEUTRAL		0-0-0		0-0-0		0-0-0					
<hr/>																	
6-4-1		0-1-0		1-0-0		NON-CONFERENCE		1-1-1		3-1-0		1-1-0					
4-1-0		0-0-0		0-0-0		HOME		1-0-0		3-1-0		0-0-0					
2-3-1		0-1-0		1-0-		AWAY		0-1-1		0-0-0		1-1-0					
0-0-0		0-0-0		0-0-0		NEUTRAL		0-0-0		0-0-0		0-0-0					
<hr/>																	
5-1-0		0-0-0		0-0-0		CONFERENCE		0-0-0		0-1-0		5-0-0					
3-0-0		0-0-0		0-0-0		HOME		0-0-0		0-0-0		3-0-0					
2-1-0		0-0-0		0-0-0		AWAY		0-0-0		0-1-0		2-0-0					
0-0-0		0-0-0		0-0-0		NEUTRAL		0-0-0		0-0-0		0-0-0					
<hr/>																	
RPI	S	Opponent		Score		RPI	S	Opponent		Score		RPI	S	Opponent		Score	
21	A	Penn St.		0	3	36	A	West Virginia		1	0	82	A	Duquesne		2	4
												90	A	Canisius		0	0
												91	H	Hartford		1	0
												104	H	William & Mary		1	0
												113	H	Bucknell		0	2
												115	A	Bryant		0	1
												122	H	Loyola Maryland		2	0
												134	H	Marshall		1	0
												152	A	George Washington		2	1
												155	H	St. Francis Brooklyn		1	0
												169	H	LIU Brooklyn		3	2
												178	H	Central Conn. St.		2	1
												190	A	Fairleigh Dickinson		2	1
												194	A	St. Bonaventure		1	2
												203	A	Sacred Heart		2	0
<hr/>																	
LAST 10 GAMES																	
						178	H	Central Conn. St.		2	1	190	A	Fairleigh Dickinson		2	1
						203	A	Sacred Heart		2	0	194	A	St. Bonaventure		1	2
						169	H	LIU Brooklyn		3	2	134	H	Marshall		1	0
						155	H	St. Francis Brooklyn		1	0	90	A	Canisius		0	0
						115	A	Bryant		0	1	91	H	Hartford		1	0

Non-Div. I Games:

Saint Francis (PA)

Average RPI Win:	107	WON-LOST	WINNING	LAST 10	STRENGTH OF	OPP. STRENGTH	TEAM	ADJ	CONF.	ADJ CONF.		
Average RPI Loss:	71	RECORD	PCT. RANK	GAMES	SCHEDULE	OF SCHEDULE	RPI	RPI	RPI	RPI		
DIV. I ONLY		8-7-4	.52632	104	4-3-2	68	76	85	.51045	78	6	6
DIV. I NON-CONF.		5-3-2	.6	65	1-0-0	83	129	84	.50726	77	6	6
<hr/>												
TOTALS	RPI 1-25	RPI 26-50		W-L RECORDS		RPI 51-100		RPI 101-150		RPI 150+		
8-7-4	0-2-1	1-1-0		OVERALL		3-2-1		2-2-2		2-0-0		
5-2-1	0-1-0	1-1-0		HOME		2-0-0		2-0-1		0-0-0		
2-4-2	0-1-0	0-0-0		AWAY		0-1-1		0-2-1		2-0-0		
1-1-1	0-0-1	0-0-0		NEUTRAL		1-1-0		0-0-0		0-0-0		
5-3-2	0-0-1	0-1-0		NON-CONFERENCE		2-1-1		1-1-0		2-0-0		
2-1-0	0-0-0	0-1-0		HOME		1-0-0		1-0-0		0-0-0		
2-1-1	0-0-0	0-0-		AWAY		0-0-1		0-1-0		2-0-0		
1-1-1	0-0-1	0-0-0		NEUTRAL		1-1-0		0-0-0		0-0-0		
3-4-2	0-2-0	1-0-0		CONFERENCE		1-1-0		1-1-2		0-0-0		
3-1-1	0-1-0	1-0-0		HOME		1-0-0		1-0-1		0-0-0		
0-3-1	0-1-0	0-0-0		AWAY		0-1-0		0-1-1		0-0-0		
0-0-0	0-0-0	0-0-0		NEUTRAL		0-0-0		0-0-0		0-0-0		
RPI S	Opponent	Score	RPI S	Opponent	Score	RPI S	Opponent	Score	RPI S	Opponent	Score	
15 A	UC Irvine	0 1	45 H	San Francisco	1 2	52 H	CSUN	1 0	111 H	Cal Poly	3 2	
15 H	UC Irvine	0 1	47 H	UC Santa Barbara	2 0	60 N	UMBC	4 3	121 H	Omaha	3 1	
22 N	Northwestern	0 0				62 A	San Diego	0 0	124 A	UC Riverside	1 1	
						71 A	UC Davis	1 3	124 H	UC Riverside	2 2	
						93 N	Detroit	1 2	125 A	Ill.-Chicago	2 3	
						95 H	Santa Clara	1 0	136 A	Sacramento St.	0 1	
									173 A	Grand Canyon	1 0	
									200 A	Pacific	4 0	
			LAST 10 GAMES									
			200 A	Pacific	4 0	15 A	UC Irvine	0 1				
			124 H	UC Riverside	2 2	111 H	Cal Poly	3 2				
			15 H	UC Irvine	0 1	47 H	UC Santa Barbara	2 0				
			124 A	UC Riverside	1 1	136 A	Sacramento St.	0 1				
			52 H	CSUN	1 0	71 A	UC Davis	1 3				

Non-Div. I Games:

Cal St. Fullerton

Average RPI Win:	139	WON-LOST RECORD	WINNING PCT. RANK	LAST 10 GAMES	STRENGTH OF SCHEDULE	OPP. STRENGTH OF SCHEDULE	TEAM RPI	ADJ RPI	CONF. RPI	ADJ CONF. RPI			
DIV. I ONLY		7-4-4	.6 64	5-3-2	106	114	82	.51012 79	18	18			
DIV. I NON-CONF.		4-4-2	.5 103	2-3-0	57	83	51	.53636 52	14	14			
<hr/>													
TOTALS	RPI 1-25	RPI 26-50		W-L RECORDS	RPI 51-100		RPI 101-150		RPI 150+				
7-4-4	0-1-0	0-2-0		OVERALL	1-0-0		4-1-4		2-0-0				
5-1-1	0-0-0	0-1-0		HOME	0-0-0		4-0-1		1-0-0				
2-3-2	0-1-0	0-1-0		AWAY	1-0-0		0-1-2		1-0-0				
0-0-1	0-0-0	0-0-0		NEUTRAL	0-0-0		0-0-1		0-0-0				
<hr/>													
4-4-2	0-1-0	0-2-0		NON-CONFERENCE	1-0-0		3-1-2		0-0-0				
3-1-1	0-0-0	0-1-0		HOME	0-0-0		3-0-1		0-0-0				
1-3-0	0-1-0	0-0-		AWAY	1-0-0		0-1-0		0-0-0				
0-0-1	0-0-0	0-0-0		NEUTRAL	0-0-0		0-0-1		0-0-0				
<hr/>													
3-0-2	0-0-0	0-0-0		CONFERENCE	0-0-0		1-0-2		2-0-0				
2-0-0	0-0-0	0-0-0		HOME	0-0-0		1-0-0		1-0-0				
1-0-2	0-0-0	0-0-0		AWAY	0-0-0		0-0-2		1-0-0				
0-0-0	0-0-0	0-0-0		NEUTRAL	0-0-0		0-0-0		0-0-0				
<hr/>													
RPI S	Opponent	Score	RPI S	Opponent	Score	RPI S	Opponent	Score	RPI S	Opponent	Score		
20 A	UAB	1 3	35 A	New Mexico	0 2	84 A	SMU	1 0	107 N	Memphis	0 0		
			40 H	Tulsa	0 1				110 H	Air Force	1 0		
									127 A	Loyola Chicago	0 0		
									130 H	UMKC	2 2		
									132 H	Bradley	1 0		
									133 A	SIUE	1 1		
									145 A	Oral Roberts	0 1		
									145 H	Oral Roberts	2 0		
									147 H	Incarnate Word	1 0		
									175 A	Central Ark.	1 0		
									177 H	Drake	2 0		
<hr/>													
LAST 10 GAMES													
133 A SIUE					1	1	177 H Drake					2	0
132 H Bradley					1	0	40 H Tulsa					0	1
127 A Loyola Chicago					0	0	110 H Air Force					1	0
35 A New Mexico					0	2	20 A UAB					1	3
145 H Oral Roberts					2	0	175 A Central Ark.					1	0

Non-Div. I Games:

Missouri St.

Average RPI Win:	132	WON-LOST RECORD	WINNING PCT. RANK	LAST 10 GAMES	STRENGTH OF SCHEDULE	OPP. STRENGTH OF SCHEDULE	TEAM RPI	ADJ RPI	CONF. RPI	ADJ CONF. RPI	
DIV. I ONLY	8-6-3	.55882	87	5-3-2	99	60	81	.50974	80	4	4
DIV. I NON-CONF.	5-3-1	.61111	58	2-0-0	164	174	128	.47165	126	4	4
<hr/>											
TOTALS	RPI 1-25	RPI 26-50		W-L RECORDS	RPI 51-100		RPI 101-150		RPI 150+		
8-6-3	0-3-0	0-0-1		OVERALL	3-1-2		1-1-0		4-1-0		
5-1-2	0-1-0	0-0-0		HOME	1-0-2		1-0-0		3-0-0		
3-5-1	0-2-0	0-0-1		AWAY	2-1-0		0-1-0		1-1-0		
0-0-0	0-0-0	0-0-0		NEUTRAL	0-0-0		0-0-0		0-0-0		
<hr/>											
5-3-1	0-0-0	0-0-0		NON-CONFERENCE	1-1-1		0-1-0		4-1-0		
3-0-1	0-0-0	0-0-0		HOME	0-0-1		0-0-0		3-0-0		
2-3-0	0-0-0	0-0-		AWAY	1-1-0		0-1-0		1-1-0		
0-0-0	0-0-0	0-0-0		NEUTRAL	0-0-0		0-0-0		0-0-0		
<hr/>											
3-3-2	0-3-0	0-0-1		CONFERENCE	2-0-1		1-0-0		0-0-0		
2-1-1	0-1-0	0-0-0		HOME	1-0-1		1-0-0		0-0-0		
1-2-1	0-2-0	0-0-1		AWAY	1-0-0		0-0-0		0-0-0		
0-0-0	0-0-0	0-0-0		NEUTRAL	0-0-0		0-0-0		0-0-0		
<hr/>											
RPI S	Opponent	Score	RPI S	Opponent	Score	RPI S	Opponent	Score	RPI S	Opponent	Score
10 H	Creighton	0 1	46 A	Marquette	1 1	54 H	Butler	1 0	131 H	DePaul	4 0
14 A	Providence	1 2				66 H	Seton Hall	1 1	150 A	Drexel	0 1
18 A	Xavier	0 3				69 A	St. John's (NY)	2 0	151 A	Marist	0 1
						83 H	Monmouth	1 1	170 H	La Salle	3 0
						85 A	Lehigh	1 0	176 H	Albany (NY)	1 0
						91 A	Hartford	0 1	183 H	Saint Peter's	3 1
									185 A	Stony Brook	1 0
<hr/>											
LAST 10 GAMES											
18 A	Xavier	0 3	14 A	Providence	1 2						
69 A	St. John's (NY)	2 0	185 A	Stony Brook	1 0						
54 H	Butler	1 0	131 H	DePaul	4 0						
46 A	Marquette	1 1	170 H	La Salle	3 0						
66 H	Seton Hall	1 1	10 H	Creighton	0 1						

Non-Div. I Games:

Villanova

Average RPI Win:		110	WON-LOST RECORD		WINNING PCT. RANK		LAST 10 GAMES		STRENGTH OF SCHEDULE		OPP. STRENGTH OF SCHEDULE		TEAM RPI		ADJ RPI		CONF. RPI		ADJ CONF. RPI	
DIV. I ONLY			8-5-4		.58824 69		4-4-2		89		111		76		.5089 81		17		17	
DIV. I NON-CONF.			5-2-3		.65 44		1-1-1		32		42		41		.55671 38		16		15	
TOTALS		RPI 1-25		RPI 26-50		W-L RECORDS		RPI 51-100		RPI 101-150		RPI 150+								
8-5-4		1-1-0		0-0-1		OVERALL		2-1-2		4-1-0		1-2-1								
3-2-2		0-0-0		0-0-0		HOME		1-1-1		2-0-0		0-1-1								
5-3-2		1-1-0		0-0-1		AWAY		1-0-1		2-1-0		1-1-0								
0-0-0		0-0-0		0-0-0		NEUTRAL		0-0-0		0-0-0		0-0-0								
5-2-3		1-1-0		0-0-1		NON-CONFERENCE		2-0-2		2-0-0		0-1-0								
2-1-1		0-0-0		0-0-0		HOME		1-0-1		1-0-0		0-1-0								
3-1-2		1-1-0		0-1-		AWAY		1-0-1		1-0-0		0-0-0								
0-0-0		0-0-0		0-0-0		NEUTRAL		0-0-0		0-0-0		0-0-0								
3-3-1		0-0-0		0-0-0		CONFERENCE		0-1-0		2-1-0		1-1-1								
1-1-1		0-0-0		0-0-0		HOME		0-1-0		1-0-0		0-0-1								
2-2-0		0-0-0		0-0-0		AWAY		0-0-0		1-1-0		1-1-0								
0-0-0		0-0-0		0-0-0		NEUTRAL		0-0-0		0-0-0		0-0-0								
RPI	S	Opponent		Score		RPI	S	Opponent		Score		RPI	S	Opponent		Score				
19	A	Michigan St.		1	0	33	A	Davidson		0	0	54	A	Butler		2	1			
22	A	Northwestern		0	1							59	H	Dayton		2	2			
												72	A	North Carolina St.		0	0			
												93	H	Detroit		0	1			
												99	H	Western Ill.		2	1			
												103	H	Wright St.		5	2			
												125	A	Ill.-Chicago		0	1			
												127	H	Loyola Chicago		1	0			
												137	A	Cleveland St.		1	0			
												146	A	IUPUI		3	1			
												166	H	IPFW		0	1			
												167	H	Milwaukee		1	1			
												186	A	Green Bay		1	2			
												191	A	Belmont		2	1			
LAST 10 GAMES																				
186 A Green Bay						1	2	103 H Wright St.						5	2					
166 H IPFW						0	1	146 A IUPUI						3	1					
167 H Milwaukee						1	1	125 A Ill.-Chicago						0	1					
137 A Cleveland St.						1	0	59 H Dayton						2	2					
93 H Detroit						0	1	191 A Belmont						2	1					

Non-Div. I Games:

Valparaiso

Average RPI Win:	144	WON-LOST	WINNING	LAST 10	STRENGTH OF	OPP. STRENGTH	TEAM	ADJ	CONF.	ADJ CONF.		
Average RPI Loss:	55	RECORD	PCT. RANK	GAMES	SCHEDULE	OF SCHEDULE	RPI	RPI	RPI	RPI		
DIV. I ONLY		8-6-2	.5625	84	5-5-0	96	135	86	.50799	82	11	11
DIV. I NON-CONF.		5-3-2	.6	65	2-2-0	89	139	76	.51206	73	13	10
<hr/>												
TOTALS	RPI 1-25	RPI 26-50		W-L RECORDS		RPI 51-100		RPI 101-150		RPI 150+		
8-6-2	0-1-0	0-3-0		OVERALL		2-1-0		0-1-2		6-0-0		
7-1-0	0-0-0	0-0-0		HOME		2-1-0		0-0-0		5-0-0		
1-5-2	0-1-0	0-3-0		AWAY		0-0-0		0-1-2		1-0-0		
0-0-0	0-0-0	0-0-0		NEUTRAL		0-0-0		0-0-0		0-0-0		
<hr/>												
5-3-2	0-0-0	0-2-0		NON-CONFERENCE		2-0-0		0-1-2		3-0-0		
5-0-0	0-0-0	0-0-0		HOME		2-0-0		0-0-0		3-0-0		
0-3-2	0-0-0	0-0-		AWAY		0-0-0		0-1-2		0-0-0		
0-0-0	0-0-0	0-0-0		NEUTRAL		0-0-0		0-0-0		0-0-0		
<hr/>												
3-3-0	0-1-0	0-1-0		CONFERENCE		0-1-0		0-0-0		3-0-0		
2-1-0	0-0-0	0-0-0		HOME		0-1-0		0-0-0		2-0-0		
1-2-0	0-1-0	0-1-0		AWAY		0-0-0		0-0-0		1-0-0		
0-0-0	0-0-0	0-0-0		NEUTRAL		0-0-0		0-0-0		0-0-0		
<hr/>												
RPI S	Opponent	Score	RPI S	Opponent	Score	RPI S	Opponent	Score	RPI S	Opponent	Score	
16 A	Saint Louis	0 1	33 A	Davidson	0 1	70 H	Bowling Green	3 2	103 A	Wright St.	0 1	
			36 A	West Virginia	0 3	77 H	Saint Francis (PA)	4 2	134 A	Marshall	0 0	
			41 A	Oregon St.	1 2	100 H	VCU	0 1	140 A	Portland	1 1	
									152 H	George Washington	4 0	
									156 H	Buffalo	3 0	
									157 H	Binghamton	3 2	
									170 H	La Salle	3 1	
									179 H	Robert Morris	4 1	
									194 A	St. Bonaventure	5 0	
<hr/>												
LAST 10 GAMES												
	170 H	La Salle	3	1		194 A	St. Bonaventure	5	0			
	33 A	Davidson	0	1		36 A	West Virginia	0	3			
	152 H	George Washington	4	0		179 H	Robert Morris	4	1			
	100 H	VCU	0	1		156 H	Buffalo	3	0			
	16 A	Saint Louis	0	1		103 A	Wright St.	0	1			

Non-Div. I Games:

Duquesne

Average RPI Win: 129		WON-LOST RECORD		WINNING PCT. RANK		LAST 10 GAMES		STRENGTH OF SCHEDULE		OPP. STRENGTH OF SCHEDULE		TEAM RPI		ADJ RPI		CONF. RPI		ADJ CONF. RPI					
DIV. I ONLY		7-3-6		.625		50		3-2-5		113		112		80		.50726		83		14		14	
DIV. I NON-CONF.		4-2-1		.64286		48		0-1-0		159		36		97		.49802		95		21		21	
TOTALS		RPI 1-25		RPI 26-50		W-L RECORDS		RPI 51-100		RPI 101-150		RPI 150+											
7-3-6		0-0-0		0-0-0		OVERALL		2-3-2		3-0-2		2-0-2											
5-1-2		0-0-0		0-0-0		HOME		1-1-0		3-0-1		1-0-1											
2-2-4		0-0-0		0-0-0		AWAY		1-2-2		0-0-1		1-0-1											
0-0-0		0-0-0		0-0-0		NEUTRAL		0-0-0		0-0-0		0-0-0											
4-2-1		0-0-0		0-0-0		NON-CONFERENCE		1-2-1		2-0-0		1-0-0											
2-1-0		0-0-0		0-0-0		HOME		0-1-0		2-0-0		0-0-0											
2-1-1		0-0-0		0-0-		AWAY		1-1-1		0-0-0		1-0-0											
0-0-0		0-0-0		0-0-0		NEUTRAL		0-0-0		0-0-0		0-0-0											
3-1-5		0-0-0		0-0-0		CONFERENCE		1-1-1		1-0-2		1-0-2											
3-0-2		0-0-0		0-0-0		HOME		1-0-0		1-0-1		1-0-1											
0-1-3		0-0-0		0-0-0		AWAY		0-1-1		0-0-1		0-0-1											
0-0-0		0-0-0		0-0-0		NEUTRAL		0-0-0		0-0-0		0-0-0											
RPI	S	Opponent	Score	RPI	S	Opponent	Score	RPI	S	Opponent	Score	RPI	S	Opponent	Score								
								66	A	Seton Hall	0 1	105	H	Rider	1 0								
								80	A	Villanova	1 1	106	A	Siena	1 1								
								85	H	Lehigh	0 2	109	H	Holy Cross	2 0								
								88	A	Quinnipiac	0 0	141	H	UMass Lowell	5 0								
								90	H	Canisius	1 0	148	H	Fairfield	0 0								
								92	A	Iona	0 1	151	H	Marist	0 0								
								94	A	Rutgers	3 0	163	A	Niagara	0 0								
												176	A	Albany (NY)	2 1								
												189	H	Manhattan	1 0								
				LAST 10 GAMES																			
				106	A	Siena	1 1	148	H	Fairfield	0 0												
				105	H	Rider	1 0	189	H	Manhattan	1 0												
				151	H	Marist	0 0	163	A	Niagara	0 0												
				92	A	Iona	0 1	90	H	Canisius	1 0												
				88	A	Quinnipiac	0 0	66	A	Seton Hall	0 1												

Non-Div. I Games:

Monmouth

SMU

Average RPI Win: 135

Average RPI Loss: 46

WON-LOST RECORD

WINNING PCT. RANK

LAST 10 GAMES

STRENGTH OF SCHEDULE

OPP. STRENGTH OF SCHEDULE

TEAM RPI

ADJ RPI

CONF. RPI

ADJ CONF. RPI

DIV. I ONLY

DIV. I NON-CONF.

9-5-2

5-3-0

.625

.625

50

50

6-2-2

2-0-0

149

167

75

50

79

91

.50522

.50178

84

89

13

11

13

13

TOTALS

RPI 1-25

RPI 26-50

W-L RECORDS

RPI 51-100

RPI 101-150

RPI 150+

9-5-2

0-1-0

1-3-0

OVERALL

1-1-1

2-0-0

5-0-1

8-1-1

0-0-0

1-0-0

HOME

1-1-1

2-0-0

4-0-0

1-4-1

0-1-0

0-3-0

AWAY

0-0-0

0-0-0

1-0-1

0-0-0

0-0-0

0-0-0

0-0-0

5-3-0

0-1-0

0-1-0

NON-CONFERENCE

1-1-0

1-0-0

3-0-0

5-1-0

0-0-0

0-0-0

HOME

1-1-0

1-0-0

3-0-0

0-2-0

0-1-0

0-0-

AWAY

0-0-0

0-0-0

0-0-0

0-0-0

0-0-0

0-0-0

4-2-2

0-0-0

1-2-0

CONFERENCE

0-0-1

1-0-0

2-0-1

3-0-1

0-0-0

1-0-0

HOME

0-0-1

1-0-0

1-0-0

1-2-1

0-0-0

0-2-0

AWAY

0-0-0

0-0-0

1-0-1

0-0-0

0-0-0

0-0-0

RPI S

Opponent

Score

19 A

Michigan St.

0 1

RPI S

Opponent

Score

40 A

Tulsa

0 1

40 H

Tulsa

4 2

43 A

Michigan

0 3

50 A

UConn

1 2

RPI S

Opponent

Score

51 H

Duke

3 1

56 H

South Fla.

2 2

79 H

Missouri St.

0 1

RPI S

Opponent

Score

107 H

Memphis

2 0

145 H

Oral Roberts

2 0

153 H

Northern Ill.

2 0

168 H

Cincinnati

2 0

175 H

Central Ark.

7 0

180 A

UCF

1 1

185 H

Stony Brook

3 1

195 A

Temple

2 1

LAST 10 GAMES

168 H

Cincinnati

2 0

50 A

UConn

1 2

40 A

Tulsa

0 1

56 H

South Fla.

2 2

175 H

Central Ark.

7 0

195 A

Temple

2 1

107 H

Memphis

2 0

180 A

UCF

1 1

153 H

Northern Ill.

2 0

40 H

Tulsa

4 2

Non-Div. I Games:

SMU

Average RPI Win: 119		WON-LOST	WINNING	LAST 10	STRENGTH OF	OPP. STRENGTH	TEAM	ADJ	CONF.	ADJ CONF.							
Average RPI Loss: 96		RECORD	PCT. RANK	GAMES	SCHEDULE	OF SCHEDULE	RPI	RPI	RPI	RPI							
DIV. I ONLY		9-7-1	.55882	87	5-4-1	91	104	75	.50446	85	9	9					
DIV. I NON-CONF.		5-4-0	.55556	83	1-1-0	134	112	101	.49005	105	10	12					
<hr/>																	
TOTALS		RPI 1-25		RPI 26-50		W-L RECORDS		RPI 51-100		RPI 101-150		RPI 150+					
9-7-1		0-1-0		1-1-0		OVERALL		2-2-1		4-1-0		2-2-0					
5-2-1		0-0-0		1-1-0		HOME		0-1-1		2-0-0		2-0-0					
4-5-0		0-1-0		0-0-0		AWAY		2-1-0		2-1-0		0-2-0					
0-0-0		0-0-0		0-0-0		NEUTRAL		0-0-0		0-0-0		0-0-0					
5-4-0		0-1-0		0-0-0		NON-CONFERENCE		2-2-0		1-0-0		2-1-0					
3-1-0		0-0-0		0-0-0		HOME		0-1-0		1-0-0		2-0-0					
2-3-0		0-1-0		0-0-		AWAY		2-1-0		0-0-0		0-1-0					
0-0-0		0-0-0		0-0-0		NEUTRAL		0-0-0		0-0-0		0-0-0					
4-3-1		0-0-0		1-1-0		CONFERENCE		0-0-1		3-1-0		0-1-0					
2-1-1		0-0-0		1-1-0		HOME		0-0-1		1-0-0		0-0-0					
2-2-0		0-0-0		0-0-0		AWAY		0-0-0		2-1-0		0-1-0					
0-0-0		0-0-0		0-0-0		NEUTRAL		0-0-0		0-0-0		0-0-0					
RPI	S	Opponent		Score		RPI	S	Opponent		Score		RPI	S	Opponent		Score	
17	A	Maryland		0	2	32	H	American		2	1	55	H	Navy		1	1
						34	H	Boston U.		0	2	68	A	Rhode Island		1	0
												76	A	Brown		1	2
												80	H	Villanova		0	1
												83	A	Monmouth		2	0
														113 A Bucknell		2	1
														117 H Army		2	1
														122 A Loyola Maryland		1	2
														135 A Colgate		3	1
														144 H Stetson		1	0
														161 A Lafayette		0	2
														185 A Stony Brook		0	3
														189 H Manhattan		2	1
														190 H Fairleigh Dickinson		4	0
<hr/>																	
LAST 10 GAMES																	
						135	A	Colgate		3	1	17	A	Maryland		0	2
						55	H	Navy		1	1	34	H	Boston U.		0	2
						117	H	Army		2	1	161	A	Lafayette		0	2
						190	H	Fairleigh Dickinson		4	0	113	A	Bucknell		2	1
						122	A	Loyola Maryland		1	2	32	H	American		2	1

Non-Div. I Games:

Lehigh

Average RPI Win:	121	WON-LOST RECORD	WINNING PCT. RANK	LAST 10 GAMES	STRENGTH OF SCHEDULE	OPP. STRENGTH OF SCHEDULE	TEAM RPI	ADJ RPI	CONF. RPI	ADJ CONF. RPI		
DIV. I ONLY		8-5-4	.58824	69	4-3-3	144	92	99	.50394	86	7	7
DIV. I NON-CONF.		6-4-3	.57692	75	2-2-2	155	98	110	.49141	102	9	7
<hr/>												
TOTALS	RPI 1-25	RPI 26-50		W-L RECORDS		RPI 51-100		RPI 101-150		RPI 150+		
8-5-4	0-1-0	2-0-0		OVERALL		1-3-1		1-1-1		4-0-2		
4-1-1	0-0-0	0-0-0		HOME		1-1-0		0-0-1		3-0-0		
4-4-3	0-1-0	2-0-0		AWAY		0-2-1		1-1-0		1-0-2		
0-0-0	0-0-0	0-0-0		NEUTRAL		0-0-0		0-0-0		0-0-0		
<hr/>												
6-4-3	0-1-0	1-0-0		NON-CONFERENCE		1-2-1		1-1-1		3-0-1		
3-1-1	0-0-0	0-0-0		HOME		1-1-0		0-0-1		2-0-0		
3-3-2	0-1-0	1-0-		AWAY		0-1-1		1-1-0		1-0-1		
0-0-0	0-0-0	0-0-0		NEUTRAL		0-0-0		0-0-0		0-0-0		
<hr/>												
2-1-1	0-0-0	1-0-0		CONFERENCE		0-1-0		0-0-0		1-0-1		
1-0-0	0-0-0	0-0-0		HOME		0-0-0		0-0-0		1-0-0		
1-1-1	0-0-0	1-0-0		AWAY		0-1-0		0-0-0		0-0-1		
0-0-0	0-0-0	0-0-0		NEUTRAL		0-0-0		0-0-0		0-0-0		
<hr/>												
RPI S	Opponent	Score		RPI S	Opponent	Score		RPI S	Opponent	Score		
19 A	Michigan St.	0	4	27 A	Akron	1	0	54 H	Butler	2	1	
				43 A	Michigan	1	0	127 A	Loyola Chicago	0	1	
								131 A	DePaul	1	0	
								146 H	IUPUI	2	2	
								153 H	Northern Ill.	3	0	
								156 A	Buffalo	2	2	
								166 A	IPFW	2	2	
								171 H	Northern Ky.	4	0	
								186 A	Green Bay	2	1	
								201 H	Eastern Ill.	2	1	
<hr/>												
LAST 10 GAMES												
70 A	Bowling Green	1	2	156 A	Buffalo	2	2					
59 A	Dayton	2	2	146 H	IUPUI	2	2					
27 A	Akron	1	0	43 A	Michigan	1	0					
153 H	Northern Ill.	3	0	171 H	Northern Ky.	4	0					
19 A	Michigan St.	0	4	99 A	Western Ill.	0	3					

Non-Div. I Games:

Western Mich.

Average RPI Win: 153		WON-LOST	WINNING	LAST 10	STRENGTH OF		OPP. STRENGTH	TEAM	ADJ		CONF.	ADJ CONF.		
Average RPI Loss: 143		RECORD	PCT. RANK	GAMES	SCHEDULE		OF SCHEDULE	RPI	RPI	RPI	RPI			
DIV. I ONLY		11-3-1	.76667	4	7-2-1		203	182	89	.50303	87	22	22	
DIV. I NON-CONF.		8-2-0	.8	14	4-1-0		198	159	107	.49345	100	23	23	
TOTALS		RPI 1-25		RPI 26-50		W-L RECORDS		RPI 51-100		RPI 101-150		RPI 150+		
11-3-1		1-0-0		0-0-0		OVERALL		0-0-0		3-2-0		7-1-1		
5-2-0		0-0-0		0-0-0		HOME		0-0-0		2-1-0		3-1-0		
5-0-1		1-0-0		0-0-0		AWAY		0-0-0		1-0-0		3-0-1		
1-1-0		0-0-0		0-0-0		NEUTRAL		0-0-0		0-1-0		1-0-0		
8-2-0		1-0-0		0-0-0		NON-CONFERENCE		0-0-0		2-1-0		5-1-0		
3-1-0		0-0-0		0-0-0		HOME		0-0-0		1-0-0		2-1-0		
4-0-0		1-0-0		0-0-		AWAY		0-0-0		1-0-0		2-0-0		
1-1-0		0-0-0		0-0-0		NEUTRAL		0-0-0		0-1-0		1-0-0		
3-1-1		0-0-0		0-0-0		CONFERENCE		0-0-0		1-1-0		2-0-1		
2-1-0		0-0-0		0-0-0		HOME		0-0-0		1-1-0		1-0-0		
1-0-1		0-0-0		0-0-0		AWAY		0-0-0		0-0-0		1-0-1		
0-0-0		0-0-0		0-0-0		NEUTRAL		0-0-0		0-0-0		0-0-0		
RPI S	Opponent		Score		RPI S	Opponent		Score		RPI S	Opponent		Score	
18 A	Xavier		3 2							107 H	Memphis		4 3	
										112 N	James Madison		0 1	
										116 H	FGCU		2 1	
										129 A	Evansville		2 0	
										144 H	Stetson		1 3	
										158 A	North Florida		1 0	
										171 A	Northern Ky.		0 0	
										174 H	Georgia St.		1 3	
										175 A	Central Ark.		3 2	
										192 N	Gardner-Webb		3 2	
										193 H	USC Upstate		2 1	
										197 H	Longwood		3 1	
										198 H	Houston Baptist		4 1	
										201 A	Eastern Ill.		2 1	
LAST 10 GAMES														
	116 H		FGCU		2 1		171 A		Northern Ky.		0 0			
	197 H		Longwood		3 1		193 H		USC Upstate		2 1			
	175 A		Central Ark.		3 2		174 H		Georgia St.		1 3			
	158 A		North Florida		1 0		107 H		Memphis		4 3			
	144 H		Stetson		1 3		198 H		Houston Baptist		4 1			

Non-Div. I Games:

Lipscomb

Average RPI Win:		125	WON-LOST RECORD		WINNING PCT. RANK		LAST 10 GAMES		STRENGTH OF SCHEDULE		OPP. STRENGTH OF SCHEDULE		TEAM RPI		ADJ RPI		CONF. RPI		ADJ CONF. RPI		
DIV. I ONLY			9-4-4		.64706 43		7-0-3		135		80		70		.50297 88		14		14		
DIV. I NON-CONF.			3-4-1		.4375 141		1-0-0		146		23		73		.50903 76		21		21		
TOTALS		RPI 1-25		RPI 26-50		W-L RECORDS		RPI 51-100		RPI 101-150		RPI 150+									
9-4-4		1-1-0		0-1-0		OVERALL		1-0-2		3-1-1		4-1-1									
6-1-2		1-0-0		0-1-0		HOME		0-0-1		3-0-0		2-0-1									
3-2-2		0-1-0		0-0-0		AWAY		1-0-1		0-1-1		2-0-0									
0-1-0		0-0-0		0-0-0		NEUTRAL		0-0-0		0-0-0		0-1-0									
3-4-1		1-1-0		0-1-0		NON-CONFERENCE		0-0-0		1-1-1		1-1-0									
3-1-0		1-0-0		0-1-0		HOME		0-0-0		1-0-0		1-0-0									
0-2-1		0-1-0		0-0-		AWAY		0-0-0		0-1-1		0-0-0									
0-1-0		0-0-0		0-0-0		NEUTRAL		0-0-0		0-0-0		0-1-0									
6-0-3		0-0-0		0-0-0		CONFERENCE		1-0-2		2-0-0		3-0-1									
3-0-2		0-0-0		0-0-0		HOME		0-0-1		2-0-0		1-0-1									
3-0-1		0-0-0		0-0-0		AWAY		1-0-1		0-0-0		2-0-0									
0-0-0		0-0-0		0-0-0		NEUTRAL		0-0-0		0-0-0		0-0-0									
RPI	S	Opponent		Score		RPI	S	Opponent		Score		RPI	S	Opponent		Score					
14	H	Providence		3	1	42	H	Boston College		0	2	83	H	Monmouth		0	0				
22	A	Northwestern		0	2					90	A	Canisius		1	1	105	H	Rider		2	1
										92	A	Iona		2	1	106	H	Siena		2	0
																109	A	Holy Cross		1	2
																114	H	Columbia		2	0
																117	A	Army		0	0
																151	A	Marist		4	2
																153	N	Northern Ill.		0	3
																163	H	Niagara		2	0
																183	A	Saint Peter's		3	0
																189	H	Manhattan		1	1
																199	H	Yale		1	0
LAST 10 GAMES																					

Non-Div. I Games:

Quinnipiac

Average RPI Win:	155	WON-LOST RECORD	WINNING PCT. RANK	LAST 10 GAMES	STRENGTH OF SCHEDULE	OPP. STRENGTH OF SCHEDULE	TEAM RPI	ADJ RPI	CONF. RPI	ADJ CONF. RPI	
DIV. I ONLY		12-6-0	.66667 32	8-2-0	186	167	91	.50243 89	16	16	
DIV. I NON-CONF.		4-4-0	.5 103	0-0-0	186	157	109	.4897 107	19	19	
<hr/>											
TOTALS	RPI 1-25	RPI 26-50		W-L RECORDS	RPI 51-100		RPI 101-150		RPI 150+		
12-6-0	0-1-0	0-0-0		OVERALL	1-2-0		3-3-0		8-0-0		
6-1-0	0-1-0	0-0-0		HOME	1-0-0		2-0-0		3-0-0		
4-4-0	0-0-0	0-0-0		AWAY	0-2-0		1-2-0		3-0-0		
2-1-0	0-0-0	0-0-0		NEUTRAL	0-0-0		0-1-0		2-0-0		
<hr/>											
4-4-0	0-1-0	0-0-0		NON-CONFERENCE	0-1-0		0-2-0		4-0-0		
1-1-0	0-1-0	0-0-0		HOME	0-0-0		0-0-0		1-0-0		
1-2-0	0-0-0	0-0-		AWAY	0-1-0		0-1-0		1-0-0		
2-1-0	0-0-0	0-0-0		NEUTRAL	0-0-0		0-1-0		2-0-0		
<hr/>											
8-2-0	0-0-0	0-0-0		CONFERENCE	1-1-0		3-1-0		4-0-0		
5-0-0	0-0-0	0-0-0		HOME	1-0-0		2-0-0		2-0-0		
3-2-0	0-0-0	0-0-0		AWAY	0-1-0		1-1-0		2-0-0		
0-0-0	0-0-0	0-0-0		NEUTRAL	0-0-0		0-0-0		0-0-0		
<hr/>											
RPI S	Opponent	Score		RPI S	Opponent	Score		RPI S	Opponent	Score	
20 H	UAB	1	2					108 A	Wofford	1	2
								108 H	Wofford	3	2
								123 A	East Tenn. St.	1	0
								123 H	East Tenn. St.	1	0
								129 A	Evansville	1	3
								132 N	Bradley	1	2
								159 A	UNC Greensboro	2	1
								159 H	UNC Greensboro	3	2
								165 A	Ga. Southern	1	0
								174 H	Georgia St.	2	0
								187 N	Fla. Atlantic	3	0
								196 N	UNC Asheville	3	0
								204 A	VMI	1	0
								204 H	VMI	3	0
<hr/>											
LAST 10 GAMES											
123 H	East Tenn. St.	1	0	108 A	Wofford	1	2				
53 A	Furman	1	2	53 H	Furman	3	0				
204 H	VMI	3	0	159 H	UNC Greensboro	3	2				
108 H	Wofford	3	2	123 A	East Tenn. St.	1	0				
159 A	UNC Greensboro	2	1	204 A	VMI	1	0				

Non-Div. I Games:

Mercer

Average RPI Win:	147	WON-LOST	WINNING	LAST 10	STRENGTH OF	OPP. STRENGTH	TEAM	ADJ	CONF.	ADJ CONF.	
Average RPI Loss:	102	RECORD	PCT. RANK	GAMES	SCHEDULE	OF SCHEDULE	RPI	RPI	RPI	RPI	
DIV. I ONLY	9-6-2	.58824	69	4-4-2	107	150	84	.50062	90	14	14
DIV. I NON-CONF.	5-2-1	.6875	35	0-0-1	120	130	86	.50313	87	21	21
TOTALS	RPI 1-25	RPI 26-50	W-L RECORDS		RPI 51-100	RPI 101-150		RPI 150+			
9-6-2	0-0-0	0-0-0	OVERALL		1-3-2	3-2-0		5-1-0			
6-2-2	0-0-0	0-0-0	HOME		0-0-2	3-1-0		3-1-0			
3-2-0	0-0-0	0-0-0	AWAY		1-1-0	0-1-0		2-0-0			
0-2-0	0-0-0	0-0-0	NEUTRAL		0-2-0	0-0-0		0-0-0			
5-2-1	0-0-0	0-0-0	NON-CONFERENCE		0-2-1	2-0-0		3-0-0			
4-0-1	0-0-0	0-0-0	HOME		0-0-1	2-0-0		2-0-0			
1-0-0	0-0-0	0-0-	AWAY		0-0-0	0-0-0		1-0-0			
0-2-0	0-0-0	0-0-0	NEUTRAL		0-2-0	0-0-0		0-0-0			
4-4-1	0-0-0	0-0-0	CONFERENCE		1-1-1	1-2-0		2-1-0			
2-2-1	0-0-0	0-0-0	HOME		0-0-1	1-1-0		1-1-0			
2-2-0	0-0-0	0-0-0	AWAY		1-1-0	0-1-0		1-0-0			
0-0-0	0-0-0	0-0-0	NEUTRAL		0-0-0	0-0-0		0-0-0			
RPI S	Opponent	Score	RPI S	Opponent	Score	RPI S	Opponent	Score	RPI S	Opponent	Score
						54 N	Butler	0 2	105 H	Rider	4 1
						71 N	UC Davis	1 2	106 A	Siena	0 1
						77 H	Saint Francis (PA)	0 0	113 H	Bucknell	1 0
						83 A	Monmouth	0 1	115 H	Bryant	3 2
						88 H	Quinnipiac	1 1	148 H	Fairfield	0 1
						92 A	Iona	2 0	151 H	Marist	2 3
									156 H	Buffalo	1 0
									179 A	Robert Morris	1 0
									183 H	Saint Peter's	2 0
									189 A	Manhattan	1 0
									194 H	St. Bonaventure	3 2
LAST 10 GAMES											
						92 A	Iona	2 0			
						183 H	Saint Peter's	2 0			
						189 A	Manhattan	1 0			
						151 H	Marist	2 3			
						148 H	Fairfield	0 1			
						106 A	Siena	0 1			
						77 H	Saint Francis (PA)	0 0			

Non-Div. I Games:

Canisius

Average RPI Win: 151		WON-LOST	WINNING	LAST 10	STRENGTH OF		OPP. STRENGTH	TEAM	ADJ	CONF.	ADJ CONF.
Average RPI Loss: 79		RECORD	PCT. RANK	GAMES	SCHEDULE		OF SCHEDULE	RPI	RPI	RPI	RPI
DIV. I ONLY		9-5-2	.625	50	6-3-1		165	118	93	.50042	91
DIV. I NON-CONF.		5-3-2	.6	65	2-1-1		105	95	67	.52295	64
TOTALS		RPI 1-25	RPI 26-50		W-L RECORDS		RPI 51-100		RPI 101-150		RPI 150+
9-5-2		0-0-0	0-1-1		OVERALL		1-3-0		2-0-1		6-1-0
7-0-0		0-0-0	0-0-0		HOME		1-0-0		1-0-0		5-0-0
1-5-2		0-0-0	0-1-1		AWAY		0-3-0		1-0-1		0-1-0
1-0-0		0-0-0	0-0-0		NEUTRAL		0-0-0		0-0-0		1-0-0
5-3-2		0-0-0	0-1-1		NON-CONFERENCE		1-2-0		1-0-1		3-0-0
4-0-0		0-0-0	0-0-0		HOME		1-0-0		1-0-0		2-0-0
0-3-2		0-0-0	0-1-		AWAY		0-2-0		0-0-1		0-0-0
1-0-0		0-0-0	0-0-0		NEUTRAL		0-0-0		0-0-0		1-0-0
4-2-0		0-0-0	0-0-0		CONFERENCE		0-1-0		1-0-0		3-1-0
3-0-0		0-0-0	0-0-0		HOME		0-0-0		0-0-0		3-0-0
1-2-0		0-0-0	0-0-0		AWAY		0-1-0		1-0-0		0-1-0
0-0-0		0-0-0	0-0-0		NEUTRAL		0-0-0		0-0-0		0-0-0
RPI S	Opponent	Score	RPI S	Opponent	Score	RPI S	Opponent	Score	RPI S	Opponent	Score
			27 A	Akron	0 2	60 A	UMBC	1 2	101 H	Northeastern	1 0
			32 A	American	1 1	74 A	Harvard	1 4	109 A	Holy Cross	1 1
						77 A	Saint Francis (PA)	0 1	128 A	Vermont	1 0
						80 H	Villanova	1 0	157 A	Binghamton	0 1
									162 N	Col. of Charleston	1 0
									172 H	New Hampshire	2 0
									176 H	Albany (NY)	3 2
									178 H	Central Conn. St.	3 1
									181 H	Massachusetts	2 1
									185 H	Stony Brook	1 0
LAST 10 GAMES											
			176 H	Albany (NY)	3 2	181 H	Massachusetts	2 1			
			128 A	Vermont	1 0	157 A	Binghamton	0 1			
			172 H	New Hampshire	2 0	178 H	Central Conn. St.	3 1			
			185 H	Stony Brook	1 0	77 A	Saint Francis (PA)	0 1			
			60 A	UMBC	1 2	32 A	American	1 1			

Non-Div. I Games:

Hartford

Average RPI Win:	141	WON-LOST	WINNING	LAST 10	STRENGTH OF	OPP. STRENGTH	TEAM	ADJ	CONF.	ADJ CONF.	
Average RPI Loss:	102	RECORD	PCT. RANK	GAMES	SCHEDULE	OF SCHEDULE	RPI	RPI	RPI	RPI	
DIV. I ONLY	8-6-3	.55882	87	6-3-1	102	145	92	.49752	92	14	14
DIV. I NON-CONF.	3-3-2	.5	103	1-0-0	147	106	114	.48456	112	21	21
TOTALS	RPI 1-25	RPI 26-50	W-L RECORDS		RPI 51-100	RPI 101-150		RPI 150+			
8-6-3	0-0-0	0-1-2	OVERALL		1-3-0	3-0-1		4-2-0			
4-2-0	0-0-0	0-0-0	HOME		1-2-0	2-0-0		1-0-0			
4-4-3	0-0-0	0-1-2	AWAY		0-1-0	1-0-1		3-2-0			
0-0-0	0-0-0	0-0-0	NEUTRAL		0-0-0	0-0-0		0-0-0			
3-3-2	0-0-0	0-1-2	NON-CONFERENCE		0-1-0	1-0-0		2-1-0			
1-0-0	0-0-0	0-0-0	HOME		0-0-0	1-0-0		0-0-0			
2-3-2	0-0-0	0-2-	AWAY		0-1-0	0-0-0		2-1-0			
0-0-0	0-0-0	0-0-0	NEUTRAL		0-0-0	0-0-0		0-0-0			
5-3-1	0-0-0	0-0-0	CONFERENCE		1-2-0	2-0-1		2-1-0			
3-2-0	0-0-0	0-0-0	HOME		1-2-0	1-0-0		1-0-0			
2-1-1	0-0-0	0-0-0	AWAY		0-0-0	1-0-1		1-1-0			
0-0-0	0-0-0	0-0-0	NEUTRAL		0-0-0	0-0-0		0-0-0			
RPI S	Opponent	Score	RPI S	Opponent	Score	RPI S	Opponent	Score	RPI S	Opponent	Score
			34 A	Boston U.	0 1	58 A	Delaware	2 6	105 A	Rider	1 0
			42 A	Boston College	1 1	83 H	Monmouth	1 0	106 H	Siena	1 0
			50 A	UConn	1 1	88 H	Quinnipiac	1 2	114 H	Columbia	2 0
						90 H	Canisius	0 2	148 A	Fairfield	1 1
									151 A	Marist	2 0
									163 A	Niagara	2 3
									176 A	Albany (NY)	1 3
									183 H	Saint Peter's	4 3
									190 A	Fairleigh Dickinson	2 0
									199 A	Yale	2 1
LAST 10 GAMES											
			88 H	Quinnipiac	1 2	90 H	Canisius	0 2			
			148 A	Fairfield	1 1	151 A	Marist	2 0			
			83 H	Monmouth	1 0	105 A	Rider	1 0			
			163 A	Niagara	2 3	106 H	Siena	1 0			
			183 H	Saint Peter's	4 3	114 H	Columbia	2 0			

Non-Div. I Games:

Iona

Average RPI Win:	128	WON-LOST	WINNING	LAST 10	STRENGTH OF	OPP. STRENGTH	TEAM	ADJ	CONF.	ADJ CONF.	
Average RPI Loss:	111	RECORD	PCT. RANK	GAMES	SCHEDULE	OF SCHEDULE	RPI	RPI	RPI	RPI	
DIV. I ONLY	9-5-3	.61765	57	6-2-2	131	137	88	.49619	93	17	17
DIV. I NON-CONF.	3-4-3	.45	129	0-1-2	104	103	71	.50586	81	16	15
<hr/>											
TOTALS	RPI 1-25	RPI 26-50		W-L RECORDS	RPI 51-100		RPI 101-150		RPI 150+		
9-5-3	0-0-0	0-0-1		OVERALL	3-3-1		3-0-0		3-2-1		
3-2-1	0-0-0	0-0-0		HOME	0-2-0		2-0-0		1-0-1		
5-2-2	0-0-0	0-0-1		AWAY	2-1-1		1-0-0		2-1-0		
1-1-0	0-0-0	0-0-0		NEUTRAL	1-0-0		0-0-0		0-1-0		
<hr/>											
3-4-3	0-0-0	0-0-1		NON-CONFERENCE	2-2-1		0-0-0		1-2-1		
0-1-1	0-0-0	0-0-0		HOME	0-1-0		0-0-0		0-0-1		
2-2-2	0-0-0	0-1-		AWAY	1-1-1		0-0-0		1-1-0		
1-1-0	0-0-0	0-0-0		NEUTRAL	1-0-0		0-0-0		0-1-0		
<hr/>											
6-1-0	0-0-0	0-0-0		CONFERENCE	1-1-0		3-0-0		2-0-0		
3-1-0	0-0-0	0-0-0		HOME	0-1-0		2-0-0		1-0-0		
3-0-0	0-0-0	0-0-0		AWAY	1-0-0		1-0-0		1-0-0		
0-0-0	0-0-0	0-0-0		NEUTRAL	0-0-0		0-0-0		0-0-0		
<hr/>											
RPI S	Opponent	Score	RPI S	Opponent	Score	RPI S	Opponent	Score	RPI S	Opponent	Score
			43 A	Michigan	0 0	57 A	UNLV	0 0	103 H	Wright St.	2 1
						59 A	Dayton	0 3	125 A	Ill.-Chicago	2 1
						70 H	Bowling Green	0 1	137 H	Cleveland St.	3 0
						78 N	Cal St. Fullerton	2 1	156 A	Buffalo	2 3
						81 A	Valparaiso	1 0	163 A	Niagara	1 0
						86 A	Western Mich.	2 1	166 H	IPFW	1 1
						97 H	Oakland	1 2	171 N	Northern Ky.	0 1
									186 H	Green Bay	3 0
									191 A	Belmont	1 0
<hr/>											
LAST 10 GAMES											
			191 A	Belmont	1 0	186 H	Green Bay	3 0			
			70 H	Bowling Green	0 1	166 H	IPFW	1 1			
			137 H	Cleveland St.	3 0	125 A	Ill.-Chicago	2 1			
			43 A	Michigan	0 0	97 H	Oakland	1 2			
			81 A	Valparaiso	1 0	103 H	Wright St.	2 1			

Non-Div. I Games:

Detroit

Average RPI Win: 124		WON-LOST	WINNING	LAST 10	STRENGTH OF		OPP. STRENGTH	TEAM	ADJ		CONF.	ADJ CONF.
Average RPI Loss: 45		RECORD	PCT. RANK	GAMES	SCHEDULE		OF SCHEDULE	RPI	RPI		RPI	RPI
DIV. I ONLY		5-10-1	.34375	166	2-7-1		21	35	101		.49555	94
DIV. I NON-CONF.		4-5-0	.44444	134	2-2-0		40	120	116		.48129	116
TOTALS		RPI 1-25	RPI 26-50		W-L RECORDS		RPI 51-100		RPI 101-150		RPI 150+	
5-10-1		0-4-1	0-3-0		OVERALL		1-2-0		3-1-0		1-0-0	
4-7-0		0-3-0	0-1-0		HOME		1-2-0		2-1-0		1-0-0	
1-3-1		0-1-1	0-2-0		AWAY		0-0-0		1-0-0		0-0-0	
0-0-0		0-0-0	0-0-0		NEUTRAL		0-0-0		0-0-0		0-0-0	
4-5-0		0-1-0	0-1-0		NON-CONFERENCE		1-2-0		2-1-0		1-0-0	
4-4-0		0-1-0	0-0-0		HOME		1-2-0		2-1-0		1-0-0	
0-1-0		0-0-0	0-0-		AWAY		0-0-0		0-0-0		0-0-0	
0-0-0		0-0-0	0-0-0		NEUTRAL		0-0-0		0-0-0		0-0-0	
1-5-1		0-3-1	0-2-0		CONFERENCE		0-0-0		1-0-0		0-0-0	
0-3-0		0-2-0	0-1-0		HOME		0-0-0		0-0-0		0-0-0	
1-2-1		0-1-1	0-1-0		AWAY		0-0-0		1-0-0		0-0-0	
0-0-0		0-0-0	0-0-0		NEUTRAL		0-0-0		0-0-0		0-0-0	
RPI S	Opponent	Score	RPI S	Opponent	Score	RPI S	Opponent	Score	RPI S	Opponent	Score	
2 H	Indiana	1 2	26 A	Ohio St.	1 4	65 H	Hofstra	1 3	117 H	Army	1 0	
8 H	Syracuse	0 1	43 H	Michigan	0 3	83 H	Monmouth	0 3	118 A	Wisconsin	3 2	
19 A	Michigan St.	0 0	44 A	Princeton	2 5	96 H	Penn	4 1	130 H	UMKC	1 0	
21 A	Penn St.	0 1							132 H	Bradley	0 1	
22 H	Northwestern	0 2							161 H	Lafayette	2 1	
LAST 10 GAMES												
132 H	Bradley	0 1	43 H	Michigan	0 3							
26 A	Ohio St.	1 4	44 A	Princeton	2 5							
117 H	Army	1 0	21 A	Penn St.	0 1							
22 H	Northwestern	0 2	19 A	Michigan St.	0 0							
96 H	Penn	4 1	2 H	Indiana	1 2							

Non-Div. I Games:

Rutgers

Average RPI Win: 153		WON-LOST RECORD		WINNING PCT. RANK		LAST 10 GAMES		STRENGTH OF SCHEDULE		OPP. STRENGTH OF SCHEDULE		TEAM RPI		ADJ RPI		CONF. RPI		ADJ CONF. RPI	
DIV. I ONLY		6-6-3		.5 105		3-5-2		111		34		102		.4951 95		12		12	
DIV. I NON-CONF.		4-4-1		.5 103		1-3-0		59		3		65		.52931 58		8		9	
TOTALS		RPI 1-25		RPI 26-50		W-L RECORDS		RPI 51-100		RPI 101-150		RPI 150+							
6-6-3		0-3-1		0-0-1		OVERALL		0-2-1		3-1-0		3-0-0							
3-3-1		0-1-0		0-0-1		HOME		0-1-0		1-1-0		2-0-0							
3-3-2		0-2-1		0-0-0		AWAY		0-1-1		2-0-0		1-0-0							
0-0-0		0-0-0		0-0-0		NEUTRAL		0-0-0		0-0-0		0-0-0							
4-4-1		0-3-1		0-0-0		NON-CONFERENCE		0-1-0		2-0-0		2-0-0							
2-1-0		0-1-0		0-0-0		HOME		0-0-0		0-0-0		2-0-0							
2-3-1		0-2-1		0-0-		AWAY		0-1-0		2-0-0		0-0-0							
0-0-0		0-0-0		0-0-0		NEUTRAL		0-0-0		0-0-0		0-0-0							
2-2-2		0-0-0		0-0-1		CONFERENCE		0-1-1		1-1-0		1-0-0							
1-2-1		0-0-0		0-0-1		HOME		0-1-0		1-1-0		0-0-0							
1-0-1		0-0-0		0-0-0		AWAY		0-0-1		0-0-0		1-0-0							
0-0-0		0-0-0		0-0-0		NEUTRAL		0-0-0		0-0-0		0-0-0							
RPI S	Opponent		Score		RPI S	Opponent		Score		RPI S	Opponent		Score		RPI S	Opponent		Score	
1 A	UCLA		0	0	45 H	San Francisco		1	1	62 H	San Diego		1	2	121 A	Omaha		3	2
5 H	California		0	4						63 A	Loyola Marymount		1	1	124 A	UC Riverside		1	0
10 A	Creighton		0	1						78 A	Cal St. Fullerton		0	1	140 H	Portland		2	1
17 A	Maryland		1	3											143 H	Gonzaga		1	2
															153 H	Northern Ill.		1	0
															181 H	Massachusetts		2	0
															200 A	Pacific		4	1
LAST 10 GAMES																			
200 A	Pacific		4	1	62 H	San Diego		1	2										
17 A	Maryland		1	3	63 A	Loyola Marymount		1	1										
140 H	Portland		2	1	5 H	California		0	4										
143 H	Gonzaga		1	2	78 A	Cal St. Fullerton		0	1										
45 H	San Francisco		1	1	124 A	UC Riverside		1	0										

Non-Div. I Games:

Santa Clara

Non-Div. I Games:

Penn

Average RPI Win:	117	WON-LOST RECORD	WINNING PCT. RANK	LAST 10 GAMES	STRENGTH OF SCHEDULE	OPP. STRENGTH OF SCHEDULE	TEAM RPI	ADJ RPI	CONF. RPI	ADJ CONF. RPI		
DIV. I ONLY		7-6-2	.53333	94	7-1-2	110	97	94	.4938	97	17	17
DIV. I NON-CONF.		2-6-0	.25	174	2-1-0	55	14	55	.5268	62	16	15
<hr/>												
TOTALS	RPI 1-25	RPI 26-50		W-L RECORDS		RPI 51-100		RPI 101-150		RPI 150+		
7-6-2	1-1-0	1-2-0		OVERALL		1-0-0		1-3-2		3-0-0		
4-1-2	1-0-0	1-0-0		HOME		0-0-0		0-1-2		2-0-0		
3-5-0	0-1-0	0-2-0		AWAY		1-0-0		1-2-0		1-0-0		
0-0-0	0-0-0	0-0-0		NEUTRAL		0-0-0		0-0-0		0-0-0		
<hr/>												
2-6-0	1-1-0	1-2-0		NON-CONFERENCE		0-0-0		0-3-0		0-0-0		
2-1-0	1-0-0	1-0-0		HOME		0-0-0		0-1-0		0-0-0		
0-5-0	0-1-0	0-0-		AWAY		0-0-0		0-2-0		0-0-0		
0-0-0	0-0-0	0-0-0		NEUTRAL		0-0-0		0-0-0		0-0-0		
<hr/>												
5-0-2	0-0-0	0-0-0		CONFERENCE		1-0-0		1-0-2		3-0-0		
2-0-2	0-0-0	0-0-0		HOME		0-0-0		0-0-2		2-0-0		
3-0-0	0-0-0	0-0-0		AWAY		1-0-0		1-0-0		1-0-0		
0-0-0	0-0-0	0-0-0		NEUTRAL		0-0-0		0-0-0		0-0-0		
<hr/>												
RPI S	Opponent	Score		RPI S	Opponent	Score		RPI S	Opponent	Score		
19 H	Michigan St.	2	0	26 H	Ohio St.	1	0	93 A	Detroit	2	1	
21 A	Penn St.	0	1	36 A	West Virginia	1	4	103 H	Wright St.	1	1	
				43 A	Michigan	1	3	110 A	Air Force	0	1	
								120 A	Denver	2	3	
								125 H	Ill.-Chicago	1	1	
								137 A	Cleveland St.	1	0	
								147 H	Incarnate Word	1	2	
								167 A	Milwaukee	2	0	
								186 H	Green Bay	2	0	
								191 H	Belmont	2	0	
<hr/>												
LAST 10 GAMES												
103 H	Wright St.	1	1	137 A	Cleveland St.	1	0					
43 A	Michigan	1	3	26 H	Ohio St.	1	0					
19 H	Michigan St.	2	0	186 H	Green Bay	2	0					
191 H	Belmont	2	0	93 A	Detroit	2	1					
167 A	Milwaukee	2	0	125 H	Ill.-Chicago	1	1					

Average RPI Win: 122		WON-LOST	WINNING	LAST 10	STRENGTH OF	OPP. STRENGTH	TEAM	ADJ	CONF.	ADJ CONF.				
Average RPI Loss: 55		RECORD	PCT. RANK	GAMES	SCHEDULE	OF SCHEDULE	RPI	RPI	RPI	RPI				
DIV. I ONLY		6-8-1	.43333	136	5-5-0	85	27	109	.49207	98	5	5		
DIV. I NON-CONF.		4-3-1	.5625	81	3-0-0	119	24	125	.47675	120	5	5		
<hr/>														
TOTALS		RPI 1-25		RPI 26-50		W-L RECORDS		RPI 51-100		RPI 101-150		RPI 150+		
6-8-1		0-4-0		1-1-1		OVERALL		1-1-0		2-2-0		2-0-0		
4-4-0		0-2-0		0-0-0		HOME		1-1-0		1-1-0		2-0-0		
2-4-1		0-2-0		1-1-1		AWAY		0-0-0		1-1-0		0-0-0		
0-0-0		0-0-0		0-0-0		NEUTRAL		0-0-0		0-0-0		0-0-0		
4-3-1		0-1-0		1-0-1		NON-CONFERENCE		1-0-0		1-2-0		1-0-0		
3-1-0		0-0-0		0-0-0		HOME		1-0-0		1-1-0		1-0-0		
1-2-1		0-1-0		1-1-		AWAY		0-0-0		0-1-0		0-0-0		
0-0-0		0-0-0		0-0-0		NEUTRAL		0-0-0		0-0-0		0-0-0		
2-5-0		0-3-0		0-1-0		CONFERENCE		0-1-0		1-0-0		1-0-0		
1-3-0		0-2-0		0-0-0		HOME		0-1-0		0-0-0		1-0-0		
1-2-0		0-1-0		0-1-0		AWAY		0-0-0		1-0-0		0-0-0		
0-0-0		0-0-0		0-0-0		NEUTRAL		0-0-0		0-0-0		0-0-0		
RPI	S	Opponent		Score	RPI	S	Opponent		Score	RPI	S	Opponent		Score
7	A	Charlotte		3 4	35	A	New Mexico		0 2	67	H	South Carolina		4 5
19	A	Michigan St.		0 3	37	A	Elon		0 0	73	H	San Diego St.		2 1
20	H	UAB		2 3	43	A	Michigan		1 0					
25	H	Kentucky		0 1										

Non-Div. I Games:

FIU

Average RPI Win:	145	WON-LOST	WINNING	LAST 10	STRENGTH OF	OPP. STRENGTH	TEAM	ADJ	CONF.	ADJ CONF.									
Average RPI Loss:	96	RECORD	PCT. RANK	GAMES	SCHEDULE	OF SCHEDULE	RPI	RPI	RPI	RPI									
DIV. I ONLY	8-5-3	.59375	66	6-2-2	97	177	87	.49135	99	21	21								
DIV. I NON-CONF.	5-4-2	.54545	99	3-1-1	52	179	58	.51879	70	20	20								
<hr/>																			
TOTALS	RPI 1-25	RPI 26-50		W-L RECORDS		RPI 51-100		RPI 101-150		RPI 150+									
8-5-3	0-1-0	0-0-1		OVERALL		1-2-0		3-1-1		4-1-1									
4-2-0	0-0-0	0-0-0		HOME		1-0-0		1-1-0		2-1-0									
3-2-2	0-1-0	0-0-0		AWAY		0-1-0		1-0-1		2-0-1									
1-1-1	0-0-0	0-0-1		NEUTRAL		0-1-0		1-0-0		0-0-0									
<hr/>																			
5-4-2	0-1-0	0-0-1		NON-CONFERENCE		1-2-0		2-0-0		2-1-1									
2-1-0	0-0-0	0-0-0		HOME		1-0-0		0-0-0		1-1-0									
2-2-1	0-1-0	0-0-		AWAY		0-1-0		1-0-0		1-0-1									
1-1-1	0-0-0	0-0-1		NEUTRAL		0-1-0		1-0-0		0-0-0									
<hr/>																			
3-1-1	0-0-0	0-0-0		CONFERENCE		0-0-0		1-1-1		2-0-0									
2-1-0	0-0-0	0-0-0		HOME		0-0-0		1-1-0		1-0-0									
1-0-1	0-0-0	0-0-0		AWAY		0-0-0		0-0-1		1-0-0									
0-0-0	0-0-0	0-0-0		NEUTRAL		0-0-0		0-0-0		0-0-0									
<hr/>																			
RPI S	Opponent	Score		RPI S	Opponent	Score		RPI S	Opponent	Score									
10 A	Creighton	0	1	39 N	Radford	2	2	57 N	UNLV	1	2								
								81 A	Valparaiso	1	2								
								86 H	Western Mich.	3	0								
								102 A	High Point	2	1								
								121 H	Omaha	1	0								
								142 N	San Jose St.	1	0								
								145 H	Oral Roberts	0	2								
								146 A	IUPUI	1	1								
								166 H	IPFW	1	0								
								167 H	Milwaukee	2	0								
								171 A	Northern Ky.	2	0								
								177 A	Drake	1	1								
								186 H	Green Bay	0	1								
								201 A	Eastern Ill.	1	0								
																LAST 10 GAMES			
																145 H	Oral Roberts	0	2
146 A	IUPUI	1	1	166 H	IPFW	1	0												
177 A	Drake	1	1	171 A	Northern Ky.	2	0												
201 A	Eastern Ill.	1	0	86 H	Western Mich.	3	0												
								81 A	Valparaiso	1	2								

Non-Div. I Games:

Western Ill.

V
C
U

VCU

Average RPI Win:	140	WON-LOST RECORD	WINNING PCT. RANK	LAST 10 GAMES	STRENGTH OF SCHEDULE	OPP. STRENGTH OF SCHEDULE	TEAM RPI	ADJ RPI	CONF. RPI	ADJ CONF. RPI	
Average RPI Loss:	62										
DIV. I ONLY	7-10-1	.41667	140	5-4-1	59	105	113	.49063	101	8	8
DIV. I NON-CONF.	3-7-0	.3	166	1-1-0	75	125	115	.48575	110	7	8
<hr/>											
TOTALS	RPI 1-25	RPI 26-50		W-L RECORDS	RPI 51-100		RPI 101-150		RPI 150+		
7-10-1	0-2-0	0-3-0		OVERALL	1-3-1		3-2-0		3-0-0		
4-4-0	0-1-0	0-1-0		HOME	0-0-0		3-2-0		1-0-0		
3-6-1	0-1-0	0-2-0		AWAY	1-3-1		0-0-0		2-0-0		
0-0-0	0-0-0	0-0-0		NEUTRAL	0-0-0		0-0-0		0-0-0		
<hr/>											
3-7-0	0-1-0	0-2-0		NON-CONFERENCE	0-3-0		1-1-0		2-0-0		
2-2-0	0-0-0	0-1-0		HOME	0-0-0		1-1-0		1-0-0		
1-5-0	0-1-0	0-0-		AWAY	0-3-0		0-0-0		1-0-0		
0-0-0	0-0-0	0-0-0		NEUTRAL	0-0-0		0-0-0		0-0-0		
<hr/>											
4-3-1	0-1-0	0-1-0		CONFERENCE	1-0-1		2-1-0		1-0-0		
2-2-0	0-1-0	0-0-0		HOME	0-0-0		2-1-0		0-0-0		
2-1-1	0-0-0	0-1-0		AWAY	1-0-1		0-0-0		1-0-0		
0-0-0	0-0-0	0-0-0		NEUTRAL	0-0-0		0-0-0		0-0-0		
<hr/>											
RPI S	Opponent	Score		RPI S	Opponent	Score		RPI S	Opponent	Score	
14 A	Providence	1	3	34 H	Boston U.	1	2	58 A	Delaware	3	2
23 H	UNCW	0	2	37 A	Elon	0	5	65 A	Hofstra	0	0
				38 A	Old Dominion	0	1	74 A	Harvard	2	3
								91 A	Hartford	0	1
								100 A	VCU	0	2

Non-Div. I Games:

Northeastern

Average RPI Win: 149		WON-LOST RECORD		WINNING PCT. RANK		LAST 10 GAMES		STRENGTH OF SCHEDULE		OPP. STRENGTH OF SCHEDULE		TEAM RPI		ADJ RPI		CONF. RPI		ADJ CONF. RPI	
DIV. I ONLY		8-6-1		.56667 81		6-3-0		162		120		111		.48992 102		20		20	
DIV. I NON-CONF.		2-5-1		.3125 161		0-2-0		65		71		56		.52858 60		15		16	
TOTALS		RPI 1-25		RPI 26-50		W-L RECORDS		RPI 51-100		RPI 101-150		RPI 150+							
8-6-1		0-1-0		1-3-0		OVERALL		1-1-0		2-0-0		4-1-1							
4-4-0		0-1-0		0-2-0		HOME		0-1-0		1-0-0		3-0-0							
4-2-0		0-0-0		1-1-0		AWAY		1-0-0		1-0-0		1-1-0							
0-0-1		0-0-0		0-0-0		NEUTRAL		0-0-0		0-0-0		0-0-1							
2-5-1		0-1-0		0-2-0		NON-CONFERENCE		1-1-0		1-0-0		0-1-1							
1-3-0		0-1-0		0-1-0		HOME		0-1-0		1-0-0		0-0-0							
1-2-0		0-0-0		0-0-		AWAY		1-0-0		0-0-0		0-1-0							
0-0-1		0-0-0		0-0-0		NEUTRAL		0-0-0		0-0-0		0-0-1							
6-1-0		0-0-0		1-1-0		CONFERENCE		0-0-0		1-0-0		4-0-0							
3-1-0		0-0-0		0-1-0		HOME		0-0-0		0-0-0		3-0-0							
3-0-0		0-0-0		1-0-0		AWAY		0-0-0		1-0-0		1-0-0							
0-0-0		0-0-0		0-0-0		NEUTRAL		0-0-0		0-0-0		0-0-0							
RPI	S	Opponent		Score		RPI	S	Opponent		Score		RPI	S	Opponent		Score			
23	H	UNCW		0 2		36	H	West Virginia		1 2		59	A	Dayton		2 1			
						37	A	Elon		0 1		99	H	Western Ill.		1 2			
						39	H	Radford		1 2				164 A Pittsburgh		0 1			
						49	A	Winthrop		3 2				171 N Northern Ky.		1 1			
														192 H Gardner-Webb		1 0			
														196 H UNC Asheville		3 0			
														197 H Longwood		3 2			
														205 A Presbyterian		3 0			
LAST 10 GAMES																			
						192	H	Gardner-Webb		1 0		197	H	Longwood		3 2			
						149	A	Campbell		2 1		205	A	Presbyterian		3 0			
						49	A	Winthrop		3 2		37	A	Elon		0 1			
						164	A	Pittsburgh		0 1		196	H	UNC Asheville		3 0			
						39	H	Radford		1 2		36	H	West Virginia		1 2			

Non-Div. I Games: Laurel 10 0

High Point

Average RPI Win: 144		WON-LOST RECORD		WINNING PCT. RANK		LAST 10 GAMES		STRENGTH OF SCHEDULE		OPP. STRENGTH OF SCHEDULE		TEAM RPI		ADJ RPI		CONF. RPI		ADJ CONF. RPI					
DIV. I ONLY		10-5-2		.64706		43		5-4-1		183		149		96		.48891		103		17		17	
DIV. I NON-CONF.		6-2-1		.72222		23		1-1-0		153		128		80		.50416		85		16		15	
TOTALS		RPI 1-25		RPI 26-50		W-L RECORDS		RPI 51-100		RPI 101-150		RPI 150+											
10-5-2		1-0-0		0-0-0		OVERALL		1-3-1		2-1-0		6-1-1											
8-1-0		1-0-0		0-0-0		HOME		1-0-0		2-1-0		4-0-0											
2-4-2		0-0-0		0-0-0		AWAY		0-3-1		0-0-0		2-1-1											
0-0-0		0-0-0		0-0-0		NEUTRAL		0-0-0		0-0-0		0-0-0											
6-2-1		1-0-0		0-0-0		NON-CONFERENCE		1-1-0		1-0-0		3-1-1											
5-0-0		1-0-0		0-0-0		HOME		1-0-0		1-0-0		2-0-0											
1-2-1		0-0-0		0-0-		AWAY		0-1-0		0-0-0		1-1-1											
0-0-0		0-0-0		0-0-0		NEUTRAL		0-0-0		0-0-0		0-0-0											
4-3-1		0-0-0		0-0-0		CONFERENCE		0-2-1		1-1-0		3-0-0											
3-1-0		0-0-0		0-0-0		HOME		0-0-0		1-1-0		2-0-0											
1-2-1		0-0-0		0-0-0		AWAY		0-2-1		0-0-0		1-0-0											
0-0-0		0-0-0		0-0-0		NEUTRAL		0-0-0		0-0-0		0-0-0											
RPI	S	Opponent		Score		RPI	S	Opponent		Score		RPI	S	Opponent		Score							
25	H	Kentucky		1 0								73	A	San Diego St.		2 3							
												81	A	Valparaiso		2 5							
												82	H	Duquesne		1 0							
												93	A	Detroit		1 2							
												97	A	Oakland		1 1							
												125	H	Ill.-Chicago		2 1							
												137	H	Cleveland St.		1 3							
												146	H	IUPUI		3 2							
												166	H	IPFW		3 1							
												167	H	Milwaukee		3 0							
												168	A	Cincinnati		1 1							
												171	A	Northern Ky.		3 4							
												173	A	Grand Canyon		3 2							
												179	H	Robert Morris		2 0							
												186	A	Green Bay		1 0							
												191	H	Belmont		3 0							
						LAST 10 GAMES																	
						97	A	Oakland		1 1		81	A	Valparaiso		2 5							
						125	H	Ill.-Chicago		2 1		167	H	Milwaukee		3 0							
						166	H	IPFW		3 1		191	H	Belmont		3 0							
						186	A	Green Bay		1 0		93	A	Detroit		1 2							
						137	H	Cleveland St.		1 3		171	A	Northern Ky.		3 4							

Non-Div. I Games:

Wright St.

Average RPI Win:	138	WON-LOST RECORD	WINNING PCT. RANK	LAST 10 GAMES	STRENGTH OF SCHEDULE	OPP. STRENGTH OF SCHEDULE	TEAM RPI	ADJ RPI	CONF. RPI	ADJ CONF. RPI			
Average RPI Loss:	54	6-11-1	.36111	156	3-6-1	40	74	114	.48882	104	8	8	
DIV. I ONLY		3-7-0	.3	166	0-2-0	37	73	99	.49796	96	7	8	
DIV. I NON-CONF.													
<hr/>													
TOTALS	RPI 1-25	RPI 26-50		W-L RECORDS		RPI 51-100		RPI 101-150		RPI 150+			
6-11-1	0-4-0	0-1-1		OVERALL		1-4-0		2-2-0		3-0-0			
3-5-1	0-2-0	0-1-1		HOME		0-1-0		1-1-0		2-0-0			
3-6-0	0-2-0	0-0-0		AWAY		1-3-0		1-1-0		1-0-0			
0-0-0	0-0-0	0-0-0		NEUTRAL		0-0-0		0-0-0		0-0-0			
<hr/>													
3-7-0	0-3-0	0-1-0		NON-CONFERENCE		1-2-0		0-1-0		2-0-0			
2-3-0	0-1-0	0-1-0		HOME		0-0-0		0-1-0		2-0-0			
1-4-0	0-2-0	0-0-		AWAY		1-2-0		0-0-0		0-0-0			
0-0-0	0-0-0	0-0-0		NEUTRAL		0-0-0		0-0-0		0-0-0			
<hr/>													
3-4-1	0-1-0	0-0-1		CONFERENCE		0-2-0		2-1-0		1-0-0			
1-2-1	0-1-0	0-0-1		HOME		0-1-0		1-0-0		0-0-0			
2-2-0	0-0-0	0-0-0		AWAY		0-1-0		1-1-0		1-0-0			
0-0-0	0-0-0	0-0-0		NEUTRAL		0-0-0		0-0-0		0-0-0			
<hr/>													
RPI S	Opponent	Score	RPI S	Opponent	Score	RPI S	Opponent	Score	RPI S	Opponent	Score		
3 A	Georgetown	0 1	37 H	Elon	0 0	58 H	Delaware	1 3	101 A	Northeastern	1 0		
7 A	Charlotte	1 3	38 H	Old Dominion	0 1	60 A	UMBC	2 1	112 A	James Madison	1 2		
13 H	North Carolina	0 2				65 A	Hofstra	0 3	123 H	East Tenn. St.	2 3		
23 H	UNCW	0 1				72 A	North Carolina St.	0 1	150 H	Drexel	3 1		
						77 A	Saint Francis (PA)	0 1	162 A	Col. of Charleston	3 2		
									164 H	Pittsburgh	4 0		
									190 H	Fairleigh Dickinson	2 1		
<hr/>													
LAST 10 GAMES													
112 A James Madison						1 2	65 A Hofstra						0 3
101 A Northeastern						1 0	37 H Elon						0 0
38 H Old Dominion						0 1	150 H Drexel						3 1
58 H Delaware						1 3	7 A Charlotte						1 3
162 A Col. of Charleston						3 2	23 H UNCW						0 1

Non-Div. I Games:

William & Mary

Average RPI Win: 158		WON-LOST RECORD		WINNING PCT. RANK		LAST 10 GAMES		STRENGTH OF SCHEDULE		OPP. STRENGTH OF SCHEDULE		TEAM RPI		ADJ RPI		CONF. RPI		ADJ CONF. RPI	
DIV. I ONLY		9-6-2		.58824 69		6-4-0		128		188		98		.48735 105		14		14	
DIV. I NON-CONF.		3-2-2		.57143 76		0-0-0		151		202		118		.47178 125		21		21	
TOTALS		RPI 1-25		RPI 26-50		W-L RECORDS		RPI 51-100		RPI 101-150		RPI 150+							
9-6-2		0-0-0		0-0-0		OVERALL		0-4-0		3-0-0		6-2-2							
6-1-0		0-0-0		0-0-0		HOME		0-1-0		3-0-0		3-0-0							
3-5-2		0-0-0		0-0-0		AWAY		0-3-0		0-0-0		3-2-2							
0-0-0		0-0-0		0-0-0		NEUTRAL		0-0-0		0-0-0		0-0-0							
3-2-2		0-0-0		0-0-0		NON-CONFERENCE		0-0-0		1-0-0		2-2-2							
2-0-0		0-0-0		0-0-0		HOME		0-0-0		1-0-0		1-0-0							
1-2-2		0-0-0		0-0-		AWAY		0-0-0		0-0-0		1-2-2							
0-0-0		0-0-0		0-0-0		NEUTRAL		0-0-0		0-0-0		0-0-0							
6-4-0		0-0-0		0-0-0		CONFERENCE		0-4-0		2-0-0		4-0-0							
4-1-0		0-0-0		0-0-0		HOME		0-1-0		2-0-0		2-0-0							
2-3-0		0-0-0		0-0-0		AWAY		0-3-0		0-0-0		2-0-0							
0-0-0		0-0-0		0-0-0		NEUTRAL		0-0-0		0-0-0		0-0-0							
RPI S	Opponent	Score		RPI S	Opponent	Score		RPI S	Opponent	Score		RPI S	Opponent	Score					
								83 A Monmouth	0	1		106 H Siena	6	1					
								88 A Quinnipiac	1	2		115 H Bryant	3	0					
								90 A Canisius	1	4		148 H Fairfield	3	0					
								92 H Iona	0	1		151 A Marist	2	0					
												154 A Saint Joseph's	1	1					
												155 A St. Francis Brooklyn	0	2					
												160 A NJIT	3	3					
												163 H Niagara	5	2					
												169 A LIU Brooklyn	5	2					
												179 A Robert Morris	0	3					
												183 H Saint Peter's	4	0					
												189 A Manhattan	1	0					
												194 H St. Bonaventure	5	0					
LAST 10 GAMES																			
								151 A Marist	2	0		163 H Niagara	5	2					
								83 A Monmouth	0	1		88 A Quinnipiac	1	2					
								106 H Siena	6	1		90 A Canisius	1	4					
								183 H Saint Peter's	4	0		92 H Iona	0	1					
								189 A Manhattan	1	0		148 H Fairfield	3	0					

Non-Div. I Games:

Rider

Average RPI Win:	139	WON-LOST	WINNING	LAST 10	STRENGTH OF	OPP. STRENGTH	TEAM	ADJ	CONF.	ADJ CONF.	
Average RPI Loss:	97	RECORD	PCT. RANK	GAMES	SCHEDULE	OF SCHEDULE	RPI	RPI	RPI	RPI	
DIV. I ONLY	9-7-2	.55556	92	4-4-2	126	148	100	.48734	106	14	14
DIV. I NON-CONF.	5-4-0	.55556	83	0-1-0	126	136	106	.48553	111	21	21
TOTALS	RPI 1-25	RPI 26-50		W-L RECORDS		RPI 51-100		RPI 101-150		RPI 150+	
9-7-2	0-0-0	1-1-0		OVERALL		2-3-1		1-2-1		5-1-0	
5-0-2	0-0-0	1-0-0		HOME		1-0-1		0-0-1		3-0-0	
4-7-0	0-0-0	0-1-0		AWAY		1-3-0		1-2-0		2-1-0	
0-0-0	0-0-0	0-0-0		NEUTRAL		0-0-0		0-0-0		0-0-0	
5-4-0	0-0-0	1-1-0		NON-CONFERENCE		1-1-0		1-1-0		2-1-0	
3-0-0	0-0-0	1-0-0		HOME		0-0-0		0-0-0		2-0-0	
2-4-0	0-0-0	0-0-		AWAY		1-1-0		1-1-0		0-1-0	
0-0-0	0-0-0	0-0-0		NEUTRAL		0-0-0		0-0-0		0-0-0	
4-3-2	0-0-0	0-0-0		CONFERENCE		1-2-1		0-1-1		3-0-0	
2-0-2	0-0-0	0-0-0		HOME		1-0-1		0-0-1		1-0-0	
2-3-0	0-0-0	0-0-0		AWAY		0-2-0		0-1-0		2-0-0	
0-0-0	0-0-0	0-0-0		NEUTRAL		0-0-0		0-0-0		0-0-0	
RPI	S	Opponent	Score	RPI	S	Opponent	Score	RPI	S	Opponent	Score
34	H	Boston U.	1 0	61	A	Cornell	0 1	105	A	Rider	1 6
41	A	Oregon St.	0 1	76	A	Brown	2 1	135	A	Colgate	1 3
				83	H	Monmouth	1 1	140	A	Portland	2 1
				88	A	Quinnipiac	0 2	148	H	Fairfield	0 0
				90	H	Canisius	1 0	154	A	Saint Joseph's	0 1
				92	A	Iona	0 1	163	A	Niagara	2 1
								170	H	La Salle	1 0
								183	H	Saint Peter's	1 0
								189	A	Manhattan	1 0
								203	H	Sacred Heart	5 1
LAST 10 GAMES											
83	H	Monmouth	1 1	189	A	Manhattan	1 0				
88	A	Quinnipiac	0 2	163	A	Niagara	2 1				
105	A	Rider	1 6	183	H	Saint Peter's	1 0				
148	H	Fairfield	0 0	92	A	Iona	0 1				
90	H	Canisius	1 0	154	A	Saint Joseph's	0 1				

Non-Div. I Games:

Siena

Average RPI Win:	142	WON-LOST	WINNING	LAST 10	STRENGTH OF	OPP. STRENGTH	TEAM	ADJ	CONF.	ADJ CONF.	
Average RPI Loss:	75	RECORD	PCT. RANK	GAMES	SCHEDULE	OF SCHEDULE	RPI	RPI	RPI	RPI	
DIV. I ONLY	9-6-2	.58824	69	5-4-1	160	131	106	.48563	107	13	13
DIV. I NON-CONF.	6-2-1	.72222	23	2-0-0	111	132	81	.50608	80	11	13
<hr/>											
TOTALS	RPI 1-25	RPI 26-50		W-L RECORDS		RPI 51-100		RPI 101-150		RPI 150+	
9-6-2	1-1-0	0-2-0		OVERALL		1-2-1		2-0-0		5-1-1	
4-2-0	1-0-0	0-1-0		HOME		0-0-0		1-0-0		2-1-0	
3-4-1	0-1-0	0-1-0		AWAY		1-2-0		1-0-0		1-0-1	
2-0-1	0-0-0	0-0-0		NEUTRAL		0-0-1		0-0-0		2-0-0	
<hr/>											
6-2-1	1-1-0	0-0-0		NON-CONFERENCE		0-1-1		2-0-0		3-0-0	
2-0-0	1-0-0	0-0-0		HOME		0-0-0		1-0-0		0-0-0	
2-2-0	0-1-0	0-0-		AWAY		0-1-0		1-0-0		1-0-0	
2-0-1	0-0-0	0-0-0		NEUTRAL		0-0-1		0-0-0		2-0-0	
<hr/>											
3-4-1	0-0-0	0-2-0		CONFERENCE		1-1-0		0-0-0		2-1-1	
2-2-0	0-0-0	0-1-0		HOME		0-0-0		0-0-0		2-1-0	
1-2-1	0-0-0	0-1-0		AWAY		1-1-0		0-0-0		0-0-1	
0-0-0	0-0-0	0-0-0		NEUTRAL		0-0-0		0-0-0		0-0-0	
<hr/>											
RPI S	Opponent	Score		RPI S	Opponent	Score		RPI S	Opponent	Score	
16 H	Saint Louis	4	0	40 A	Tulsa	0	2	56 A	South Fla.	2	1
20 A	UAB	1	3	50 H	UConn	0	1	79 N	Missouri St.	0	0
								84 A	SMU	0	2
								87 A	Lipscomb	3	4
								133 H SIUE 2 1			
								145 A Oral Roberts 3 0			
								168 H Cincinnati 1 2			
								175 A Central Ark. 1 0			
								180 A UCF 1 1			
								180 H UCF 3 2			
								185 N Stony Brook 1 0			
								191 N Belmont 3 0			
								195 H Temple 1 0			
<hr/>											
				LAST 10 GAMES							
				195 H Temple 1 0				180 H UCF 3 2			
				56 A South Fla. 2 1				84 A SMU 0 2			
				168 H Cincinnati 1 2				50 H UConn 0 1			
				40 A Tulsa 0 2				175 A Central Ark. 1 0			
				145 A Oral Roberts 3 0				180 A UCF 1 1			

Non-Div. I Games:

Memphis

Average RPI Win: 147		WON-LOST	WINNING	LAST 10	STRENGTH OF		OPP. STRENGTH	TEAM	ADJ	CONF.	ADJ CONF.
Average RPI Loss: 102		RECORD	PCT. RANK	GAMES	SCHEDULE		OF SCHEDULE	RPI	RPI	RPI	RPI
DIV. I ONLY		11-5-1	.67647	28	7-2-1		193	158	103	.48556	108
DIV. I NON-CONF.		4-3-0	.57143	76	0-0-0		197	155	131	.46408	133
TOTALS		RPI 1-25	RPI 26-50		W-L RECORDS		RPI 51-100		RPI 101-150		RPI 150+
11-5-1	0-1-0	0-1-0		OVERALL		3-1-0		1-0-1		7-2-0	
7-0-0	0-0-0	0-0-0		HOME		2-0-0		1-0-0		4-0-0	
4-4-1	0-1-0	0-0-0		AWAY		1-1-0		0-0-1		3-2-0	
0-1-0	0-0-0	0-1-0		NEUTRAL		0-0-0		0-0-0		0-0-0	
4-3-0	0-1-0	0-1-0		NON-CONFERENCE		0-0-0		0-0-0		4-1-0	
2-0-0	0-0-0	0-0-0		HOME		0-0-0		0-0-0		2-0-0	
2-2-0	0-1-0	0-0-		AWAY		0-0-0		0-0-0		2-1-0	
0-1-0	0-0-0	0-1-0		NEUTRAL		0-0-0		0-0-0		0-0-0	
7-2-1	0-0-0	0-0-0		CONFERENCE		3-1-0		1-0-1		3-1-0	
5-0-0	0-0-0	0-0-0		HOME		2-0-0		1-0-0		2-0-0	
2-2-1	0-0-0	0-0-0		AWAY		1-1-0		0-0-1		1-1-0	
0-0-0	0-0-0	0-0-0		NEUTRAL		0-0-0		0-0-0		0-0-0	
RPI S	Opponent	Score		RPI S	Opponent	Score		RPI S	Opponent	Score	
7 A	Charlotte	2	3	49 N	Winthrop	0	1	53 A	Furman	2	0
								53 H	Furman	1	0
								89 A	Mercer	2	3
								89 H	Mercer	2	1
								123 A	East Tenn. St.	3	3
								123 H	East Tenn. St.	4	3
								159 A	UNC Greensboro	1	2
								159 H	UNC Greensboro	1	0
								162 H	Col. of Charleston	2	0
								188 A	Jacksonville	3	1
								192 A	Gardner-Webb	3	0
								193 H	USC Upstate	3	2
								204 A	VMI	3	0
								204 H	VMI	7	1
								205 A	Presbyterian	1	2
LAST 10 GAMES											
				53 H	Furman	1	0	89 H	Mercer	2	1
				204 A	VMI	3	0	204 H	VMI	7	1
				159 H	UNC Greensboro	1	0	53 A	Furman	2	0
				89 A	Mercer	2	3	159 A	UNC Greensboro	1	2
				123 A	East Tenn. St.	3	3	123 H	East Tenn. St.	4	3

Non-Div. I Games:

Wofford

Average RPI Win:		135	WON-LOST RECORD		WINNING PCT. RANK		LAST 10 GAMES		STRENGTH OF SCHEDULE		OPP. STRENGTH OF SCHEDULE		TEAM RPI		ADJ RPI		CONF. RPI		ADJ CONF. RPI				
Average RPI Loss:		68																					
DIV. I ONLY			5-8-3		.40625 144		3-6-1		43		106		112		.48384 109		9		9				
DIV. I NON-CONF.			3-3-2		.5 103		1-1-0		41		114		100		.49633 97		10		12				
TOTALS		RPI 1-25		RPI 26-50		W-L RECORDS		RPI 51-100		RPI 101-150		RPI 150+											
5-8-3		0-1-0		0-2-1		OVERALL		1-3-1		2-2-1		2-0-0											
2-3-2		0-0-0		0-1-1		HOME		1-0-1		1-2-0		0-0-0											
3-5-1		0-1-0		0-1-0		AWAY		0-3-0		1-0-1		2-0-0											
0-0-0		0-0-0		0-0-0		NEUTRAL		0-0-0		0-0-0		0-0-0											
3-3-2		0-1-0		0-0-1		NON-CONFERENCE		1-2-1		1-0-0		1-0-0											
1-0-2		0-0-0		0-0-1		HOME		1-0-1		0-0-0		0-0-0											
2-3-0		0-1-0		0-0-		AWAY		0-2-0		1-0-0		1-0-0											
0-0-0		0-0-0		0-0-0		NEUTRAL		0-0-0		0-0-0		0-0-0											
2-5-1		0-0-0		0-2-0		CONFERENCE		0-1-0		1-2-1		1-0-0											
1-3-0		0-0-0		0-1-0		HOME		0-0-0		1-2-0		0-0-0											
1-2-1		0-0-0		0-1-0		AWAY		0-1-0		0-0-1		1-0-0											
0-0-0		0-0-0		0-0-0		NEUTRAL		0-0-0		0-0-0		0-0-0											
RPI	S	Opponent		Score		RPI	S	Opponent		Score		RPI	S	Opponent		Score							
14	A	Providence		0	2	31	H	Dartmouth		2	2	55	A	Navy		1	2	101	A	Northeastern		1	0
						32	A	American		2	3	74	A	Harvard		0	3	113	H	Bucknell		0	1
						34	H	Boston U.		0	1	83	A	Monmouth		0	2	117	A	Army		3	3
												88	H	Quinnipiac		2	1	122	H	Loyola Maryland		2	0
												91	H	Hartford		1	1	135	H	Colgate		2	3
																		161	A	Lafayette		3	2
																		203	A	Sacred Heart		4	1
LAST 10 GAMES																							
						113	H	Bucknell		0	1	161	A	Lafayette		3	2						
						117	A	Army		3	3	34	H	Boston U.		0	1						
						55	A	Navy		1	2	32	A	American		2	3						
						135	H	Colgate		2	3	101	A	Northeastern		1	0						
						74	A	Harvard		0	3	122	H	Loyola Maryland		2	0						

Non-Div. I Games:

Holy Cross

Average RPI Win:	121	WON-LOST	WINNING	LAST 10	STRENGTH OF	OPP. STRENGTH	TEAM	ADJ	CONF.	ADJ CONF.			
Average RPI Loss:	96	RECORD	PCT. RANK	GAMES	SCHEDULE	OF SCHEDULE	RPI	RPI	RPI	RPI			
DIV. I ONLY		6-6-4	.5	105	3-6-1	73	122	104	.48367	110	15	15	
DIV. I NON-CONF.		4-1-3	.6875	35	1-1-0	74	82	87	.50356	86	18	17	
<hr/>													
TOTALS	RPI 1-25	RPI 26-50		W-L RECORDS		RPI 51-100		RPI 101-150		RPI 150+			
6-6-4	0-0-0	0-1-0		OVERALL		2-2-2		3-3-1		1-0-1			
5-3-1	0-0-0	0-1-0		HOME		2-0-1		2-2-0		1-0-0			
1-3-3	0-0-0	0-0-0		AWAY		0-2-1		1-1-1		0-0-1			
0-0-0	0-0-0	0-0-0		NEUTRAL		0-0-0		0-0-0		0-0-0			
<hr/>													
4-1-3	0-0-0	0-0-0		NON-CONFERENCE		2-1-2		1-0-1		1-0-0			
3-0-1	0-0-0	0-0-0		HOME		2-0-1		0-0-0		1-0-0			
1-1-2	0-0-0	0-0-		AWAY		0-1-1		1-0-1		0-0-0			
0-0-0	0-0-0	0-0-0		NEUTRAL		0-0-0		0-0-0		0-0-0			
<hr/>													
2-5-1	0-0-0	0-1-0		CONFERENCE		0-1-0		2-3-0		0-0-1			
2-3-0	0-0-0	0-1-0		HOME		0-0-0		2-2-0		0-0-0			
0-2-1	0-0-0	0-0-0		AWAY		0-1-0		0-1-0		0-0-1			
0-0-0	0-0-0	0-0-0		NEUTRAL		0-0-0		0-0-0		0-0-0			
<hr/>													
RPI	S	Opponent	Score	RPI	S	Opponent	Score	RPI	S	Opponent	Score		
				48	H	Seattle	0	1	52	H	CSUN	2	1
				55	H	Navy	1	1	117	A	Army	0	0
				57	A	UNLV	0	2	119	H	Utah Valley	1	2
				71	A	UC Davis	1	1	130	A	UMKC	1	3
				79	A	Missouri St.	0	1	130	H	UMKC	2	0
				97	H	Oakland	1	0	136	A	Sacramento St.	1	0
									139	H	Bakersfield	4	2
									142	H	San Jose St.	1	5
									172	H	New Hampshire	2	0
									173	A	Grand Canyon	0	0
				LAST 10 GAMES									
				130	A	UMKC	1	3	139	H	Bakersfield	4	2
				48	H	Seattle	0	1	142	H	San Jose St.	1	5
				119	H	Utah Valley	1	2	130	H	UMKC	2	0
				173	A	Grand Canyon	0	0	79	A	Missouri St.	0	1
				57	A	UNLV	0	2	136	A	Sacramento St.	1	0

Non-Div. I Games:

Air Force

Average RPI Win:		114	WON-LOST RECORD		WINNING PCT. RANK		LAST 10 GAMES		STRENGTH OF SCHEDULE		OPP. STRENGTH OF SCHEDULE		TEAM RPI		ADJ RPI		CONF. RPI		ADJ CONF. RPI				
DIV. I ONLY			7-7-4		.5	105	3-4-3		72		98		97		.48072		112		8		8		
DIV. I NON-CONF.			4-4-2		.5	103	0-1-1		81		117		95		.48071		117		7		8		
TOTALS		RPI 1-25		RPI 26-50		W-L RECORDS		RPI 51-100		RPI 101-150		RPI 150+											
7-7-4		0-1-2		1-0-1		OVERALL		2-1-1		1-3-0		3-2-0											
3-4-2		0-0-2		1-0-0		HOME		0-1-0		1-1-0		1-2-0											
3-3-2		0-1-0		0-0-1		AWAY		1-0-1		0-2-0		2-0-0											
1-0-0		0-0-0		0-0-0		NEUTRAL		1-0-0		0-0-0		0-0-0											
4-4-2		0-1-1		1-0-0		NON-CONFERENCE		1-0-1		0-1-0		2-2-0											
1-3-1		0-0-1		1-0-0		HOME		0-0-0		0-1-0		0-2-0											
2-1-1		0-1-0		0-0-		AWAY		0-0-1		0-0-0		2-0-0											
1-0-0		0-0-0		0-0-0		NEUTRAL		1-0-0		0-0-0		0-0-0											
3-3-2		0-0-1		0-0-1		CONFERENCE		1-1-0		1-2-0		1-0-0											
2-1-1		0-0-1		0-0-0		HOME		0-1-0		1-0-0		1-0-0											
1-2-1		0-0-0		0-0-1		AWAY		1-0-0		0-2-0		0-0-0											
0-0-0		0-0-0		0-0-0		NEUTRAL		0-0-0		0-0-0		0-0-0											
RPI	S	Opponent		Score		RPI	S	Opponent		Score		RPI	S	Opponent		Score							
9	A	Virginia		1	2	36	H	West Virginia		4	3	53	A	Furman		0	0	101	A	Northeastern		1	2
21	H	Penn St.		1	1	37	A	Elon		0	0	58	A	Delaware		1	0	104	H	William & Mary		2	1
23	H	UNCW		1	1							65	H	Hofstra		1	2	128	H	Vermont		0	2
												87	N	Lipscomb		1	0	150	A	Drexel		1	2
																		159	A	UNC Greensboro		1	0
																		162	H	Col. of Charleston		2	0
																		176	H	Albany (NY)		1	3
																		179	H	Robert Morris		1	2
																		191	A	Belmont		2	1
LAST 10 GAMES																							
						101	A	Northeastern		1	2	150	A	Drexel		1	2						
						104	H	William & Mary		2	1	23	H	UNCW		1	1						
						37	A	Elon		0	0	58	A	Delaware		1	0						
						162	H	Col. of Charleston		2	0	9	A	Virginia		1	2						
						65	H	Hofstra		1	2	53	A	Furman		0	0						

Non-Div. I Games:

James Madison

Average RPI Win:	141	WON-LOST RECORD	WINNING PCT. RANK	LAST 10 GAMES		STRENGTH OF SCHEDULE	OPP. STRENGTH OF SCHEDULE	TEAM RPI	ADJ RPI	CONF. RPI	ADJ CONF. RPI	
DIV. I ONLY		8-9-1	.47222	119	4-5-1	84	107	108	.48061	113	9	9
DIV. I NON-CONF.		4-6-0	.4	145	0-2-0	94	123	111	.47705	119	10	12
<hr/>												
TOTALS	RPI 1-25	RPI 26-50		W-L RECORDS		RPI 51-100		RPI 101-150		RPI 150+		
8-9-1	0-3-0	0-1-0		OVERALL		1-3-0		3-0-1		4-2-0		
3-5-0	0-2-0	0-1-0		HOME		0-1-0		0-0-0		3-1-0		
5-4-1	0-1-0	0-0-0		AWAY		1-2-0		3-0-1		1-1-0		
0-0-0	0-0-0	0-0-0		NEUTRAL		0-0-0		0-0-0		0-0-0		
4-6-0	0-3-0	0-0-0		NON-CONFERENCE		1-1-0		0-0-0		3-2-0		
2-3-0	0-2-0	0-0-0		HOME		0-0-0		0-0-0		2-1-0		
2-3-0	0-1-0	0-0-		AWAY		1-1-0		0-0-0		1-1-0		
0-0-0	0-0-0	0-0-0		NEUTRAL		0-0-0		0-0-0		0-0-0		
4-3-1	0-0-0	0-1-0		CONFERENCE		0-2-0		3-0-1		1-0-0		
1-2-0	0-0-0	0-1-0		HOME		0-1-0		0-0-0		1-0-0		
3-1-1	0-0-0	0-0-0		AWAY		0-1-0		3-0-1		0-0-0		
0-0-0	0-0-0	0-0-0		NEUTRAL		0-0-0		0-0-0		0-0-0		
RPI S	Opponent	Score		RPI S	Opponent	Score		RPI S	Opponent	Score		
8 A	Syracuse	1	4	32 H	American	0	1	55 A	Navy	0	1	
18 H	Xavier	0	1					77 A	Saint Francis (PA)	2	0	
21 H	Penn St.	0	2					85 H	Lehigh	1	2	
								90 A	Canisius	0	1	
										109 A	Holy Cross	1 0
										117 A	Army	2 1
										122 A	Loyola Maryland	4 1
										135 A	Colgate	1 1
										156 A	Buffalo	2 0
										157 H	Binghamton	1 2
										161 H	Lafayette	2 0
										170 A	La Salle	0 1
										182 H	Hartwick	2 0
										202 H	Howard	4 0
LAST 10 GAMES												
109 A Holy Cross				1	0	32 H American				0	1	
161 H Lafayette				2	0	122 A Loyola Maryland				4	1	
135 A Colgate				1	1	85 H Lehigh				1	2	
8 A Syracuse				1	4	21 H Penn St.				0	2	
55 A Navy				0	1	117 A Army				2	1	

Non-Div. I Games:

Bucknell

Average RPI Win:	134	WON-LOST	WINNING	LAST 10	STRENGTH OF	OPP. STRENGTH	TEAM	ADJ	CONF.	ADJ CONF.	
Average RPI Loss:	84	RECORD	PCT. RANK	GAMES	SCHEDULE	OF SCHEDULE	RPI	RPI	RPI	RPI	
DIV. I ONLY	6-6-1	.5	105	4-5-1	141	69	119	.47979	114	10	10
DIV. I NON-CONF.	4-4-0	.5	103	2-3-0	154	76	122	.47343	123	12	11
<hr/>											
TOTALS	RPI 1-25	RPI 26-50		W-L RECORDS		RPI 51-100		RPI 101-150		RPI 150+	
6-6-1	0-0-0	1-1-1		OVERALL		1-4-0		1-0-0		3-1-0	
2-3-1	0-0-0	1-1-1		HOME		0-1-0		1-0-0		0-1-0	
4-3-0	0-0-0	0-0-0		AWAY		1-3-0		0-0-0		3-0-0	
0-0-0	0-0-0	0-0-0		NEUTRAL		0-0-0		0-0-0		0-0-0	
<hr/>											
4-4-0	0-0-0	1-0-0		NON-CONFERENCE		0-3-0		1-0-0		2-1-0	
2-2-0	0-0-0	1-0-0		HOME		0-1-0		1-0-0		0-1-0	
2-2-0	0-0-0	0-0-		AWAY		0-2-0		0-0-0		2-0-0	
0-0-0	0-0-0	0-0-0		NEUTRAL		0-0-0		0-0-0		0-0-0	
<hr/>											
2-2-1	0-0-0	0-1-1		CONFERENCE		1-1-0		0-0-0		1-0-0	
0-1-1	0-0-0	0-1-1		HOME		0-0-0		0-0-0		0-0-0	
2-1-0	0-0-0	0-0-0		AWAY		1-1-0		0-0-0		1-0-0	
0-0-0	0-0-0	0-0-0		NEUTRAL		0-0-0		0-0-0		0-0-0	
<hr/>											
RPI	S	Opponent	Score	RPI	S	Opponent	Score	RPI	S	Opponent	Score
				31	H	Dartmouth	0 1	66	H	Seton Hall	0 1
				43	H	Michigan	3 0	76	A	Brown	0 1
				44	H	Princeton	1 1	88	A	Quinnipiac	0 2
								92	A	Iona	0 2
								96	A	Penn	2 1
						</					

Non-Div. I Games:

Columbia

Average RPI Win: 162		WON-LOST	WINNING	LAST 10	STRENGTH OF		OPP. STRENGTH	TEAM	ADJ	CONF.	ADJ CONF.
Average RPI Loss: 91		RECORD	PCT. RANK	GAMES	SCHEDULE		OF SCHEDULE	RPI	RPI	RPI	RPI
DIV. I ONLY		8-4-3	.63333	48	6-1-3		172	184	110	.47955	115
DIV. I NON-CONF.		4-4-1	.5	103	2-1-1		122	145	79	.50533	83
TOTALS		RPI 1-25	RPI 26-50		W-L RECORDS		RPI 51-100		RPI 101-150		RPI 150+
8-4-3	0-1-0	0-0-0		OVERALL		1-1-1		1-1-0		6-1-2	
6-1-2	0-1-0	0-0-0		HOME		1-0-1		1-0-0		4-0-1	
2-3-1	0-0-0	0-0-0		AWAY		0-1-0		0-1-0		2-1-1	
0-0-0	0-0-0	0-0-0		NEUTRAL		0-0-0		0-0-0		0-0-0	
4-4-1	0-1-0	0-0-0		NON-CONFERENCE		0-1-1		1-1-0		3-1-0	
3-1-1	0-1-0	0-0-0		HOME		0-0-1		1-0-0		2-0-0	
1-3-0	0-0-0	0-0-		AWAY		0-1-0		0-1-0		1-1-0	
0-0-0	0-0-0	0-0-0		NEUTRAL		0-0-0		0-0-0		0-0-0	
4-0-2	0-0-0	0-0-0		CONFERENCE		1-0-0		0-0-0		3-0-2	
3-0-1	0-0-0	0-0-0		HOME		1-0-0		0-0-0		2-0-1	
1-0-1	0-0-0	0-0-0		AWAY		0-0-0		0-0-0		1-0-1	
0-0-0	0-0-0	0-0-0		NEUTRAL		0-0-0		0-0-0		0-0-0	
RPI S	Opponent	Score		RPI S	Opponent	Score		RPI S	Opponent	Score	
14 H	Providence	0 2						68 H	Rhode Island	1 1	
								77 H	Saint Francis (PA)	1 0	
								90 A	Canisius	2 3	
								105 A	Rider	0 3	
								141 H	UMass Lowell	1 0	
								155 H	St. Francis Brooklyn	1 1	
								156 A	Buffalo	2 3	
								169 H	LIU Brooklyn	2 1	
								172 A	New Hampshire	2 0	
								179 H	Robert Morris	1 0	
								182 H	Hartwick	4 2	
								183 H	Saint Peter's	2 1	
								190 A	Fairleigh Dickinson	2 1	
								203 A	Sacred Heart	1 1	
LAST 10 GAMES											
190 A	Fairleigh Dickinson	2 1		179 H	Robert Morris	1 0					
155 H	St. Francis Brooklyn	1 1		182 H	Hartwick	4 2					
169 H	LIU Brooklyn	2 1		68 H	Rhode Island	1 1					
203 A	Sacred Heart	1 1		183 H	Saint Peter's	2 1					
77 H	Saint Francis (PA)	1 0		105 A	Rider	0 3					




Non-Div. I Games:

Bryant

**F
G
C
U**

FGCU

Non-Div. I Games:

 Tie,  Loss,  Non-Conf,S Site, H Home, A Away, N Neutral Page 117

Non-Div. I Games:

Wisconsin

Average RPI Win:		150	WON-LOST RECORD		WINNING PCT. RANK		LAST 10 GAMES		STRENGTH OF SCHEDULE		OPP. STRENGTH OF SCHEDULE		TEAM RPI		ADJ RPI		CONF. RPI		ADJ CONF. RPI					
DIV. I ONLY			7-6-2		.53333		94		4-4-2		167		95		122		.47642		119		15		15	
DIV. I NON-CONF.			4-3-0		.57143		76		1-1-0		187		49		142		.46189		137		18		17	
TOTALS		RPI 1-25		RPI 26-50		W-L RECORDS		RPI 51-100		RPI 101-150		RPI 150+												
7-6-2		0-1-0		0-1-1		OVERALL		0-1-0		4-3-1		3-0-0												
5-1-2		0-0-0		0-0-1		HOME		0-1-0		2-0-1		3-0-0												
1-4-0		0-0-0		0-1-0		AWAY		0-0-0		1-3-0		0-0-0												
1-1-0		0-1-0		0-0-0		NEUTRAL		0-0-0		1-0-0		0-0-0												
4-3-0		0-1-0		0-0-0		NON-CONFERENCE		0-0-0		3-2-0		1-0-0												
3-0-0		0-0-0		0-0-0		HOME		0-0-0		2-0-0		1-0-0												
0-2-0		0-0-0		0-0-		AWAY		0-0-0		0-2-0		0-0-0												
1-1-0		0-1-0		0-0-0		NEUTRAL		0-0-0		1-0-0		0-0-0												
3-3-2		0-0-0		0-1-1		CONFERENCE		0-1-0		1-1-1		2-0-0												
2-1-2		0-0-0		0-0-1		HOME		0-1-0		0-0-1		2-0-0												
1-2-0		0-0-0		0-1-0		AWAY		0-0-0		1-1-0		0-0-0												
0-0-0		0-0-0		0-0-0		NEUTRAL		0-0-0		0-0-0		0-0-0												
RPI	S	Opponent		Score		RPI	S	Opponent		Score		RPI	S	Opponent		Score								
15	N	UC Irvine		1	2	48	A	Seattle		0	1	57	H	UNLV		0	1							
						48	H	Seattle		1	1													

Non-Div. I Games:

Utah Valley

Average RPI Win:	119	WON-LOST	WINNING	LAST 10	STRENGTH OF	OPP. STRENGTH	TEAM	ADJ	CONF.	ADJ CONF.			
Average RPI Loss:	95	RECORD	PCT. RANK	GAMES	SCHEDULE	OF SCHEDULE	RPI	RPI	RPI	RPI			
DIV. I ONLY	8-7-1	.53125	97	4-5-1	154	116	117	.47556	120	21	21		
DIV. I NON-CONF.	6-5-0	.54545	99	2-3-0	98	81	82	.5057	82	20	20		
<hr/>													
TOTALS	RPI 1-25	RPI 26-50		W-L RECORDS		RPI 51-100		RPI 101-150		RPI 150+			
8-7-1	0-1-0	0-0-0		OVERALL		3-2-0		3-4-0		2-0-1			
8-0-0	0-0-0	0-0-0		HOME		3-0-0		3-0-0		2-0-0			
0-6-1	0-0-0	0-0-0		AWAY		0-2-0		0-4-0		0-0-1			
0-1-0	0-1-0	0-0-0		NEUTRAL		0-0-0		0-0-0		0-0-0			
<hr/>													
6-5-0	0-1-0	0-0-0		NON-CONFERENCE		3-2-0		2-2-0		1-0-0			
6-0-0	0-0-0	0-0-0		HOME		3-0-0		2-0-0		1-0-0			
0-4-0	0-0-0	0-0-		AWAY		0-2-0		0-2-0		0-0-0			
0-1-0	0-1-0	0-0-0		NEUTRAL		0-0-0		0-0-0		0-0-0			
<hr/>													
2-2-1	0-0-0	0-0-0		CONFERENCE		0-0-0		1-2-0		1-0-1			
2-0-0	0-0-0	0-0-0		HOME		0-0-0		1-0-0		1-0-0			
0-2-1	0-0-0	0-0-0		AWAY		0-0-0		0-2-0		0-0-1			
0-0-0	0-0-0	0-0-0		NEUTRAL		0-0-0		0-0-0		0-0-0			
<hr/>													
RPI S	Opponent	Score		RPI S	Opponent	Score		RPI S	Opponent	Score			
15 N	UC Irvine	1	2			52 H	CSUN	2	1	119 A	Utah Valley	1	2
						55 H	Navy	2	1	121 A	Omaha	1	3
						56 A	South Fla.	0	3	125 H	Ill.-Chicago	1	0
						73 A	San Diego St.	3	4	132 A	Bradley	1	2
						97 H	Oakland	3	2	140 H	Portland	2	1
										145 H	Oral Roberts	4	0
										146 A	IUPUI	0	1
										166 H	IPFW	2	0
										172 H	New Hampshire	1	0
										201 A	Eastern Ill.	1	1
<hr/>													
LAST 10 GAMES													
146 A	IUPUI	0	1	132 A	Bradley	1	2						
121 A	Omaha	1	3	201 A	Eastern Ill.	1	1						
166 H	IPFW	2	0	145 H	Oral Roberts	4	0						
56 A	South Fla.	0	3	140 H	Portland	2	1						
125 H	Ill.-Chicago	1	0	119 A	Utah Valley	1	2						

Non-Div. I Games:

Denver

Average RPI Win: 160		WON-LOST RECORD	WINNING PCT. RANK		LAST 10 GAMES	STRENGTH OF SCHEDULE	OPP. STRENGTH OF SCHEDULE	TEAM RPI	ADJ RPI	CONF. RPI	ADJ CONF. RPI						
Average RPI Loss: 89																	
DIV. I ONLY		7-5-2	.57143	80	5-3-2	188	119	124	.47504	121	21	21					
DIV. I NON-CONF.		5-3-1	.61111	58	3-1-1	161	99	113	.4877	109	20	20					
<hr/>																	
TOTALS		RPI 1-25		RPI 26-50		W-L RECORDS		RPI 51-100		RPI 101-150		RPI 150+					
7-5-2		0-1-0		0-0-0		OVERALL		0-3-1		3-0-1		4-1-0					
5-2-0		0-1-0		0-0-0		HOME		0-1-0		1-0-0		4-0-0					
2-3-1		0-0-0		0-0-0		AWAY		0-2-0		2-0-1		0-1-0					
0-0-1		0-0-0		0-0-0		NEUTRAL		0-0-1		0-0-0		0-0-0					
5-3-1		0-1-0		0-0-0		NON-CONFERENCE		0-2-1		2-0-0		3-0-0					
3-2-0		0-1-0		0-0-0		HOME		0-1-0		0-0-0		3-0-0					
2-1-0		0-0-0		0-0-		AWAY		0-1-0		2-0-0		0-0-0					
0-0-1		0-0-0		0-0-0		NEUTRAL		0-0-1		0-0-0		0-0-0					
2-2-1		0-0-0		0-0-0		CONFERENCE		0-1-0		1-0-1		1-1-0					
2-0-0		0-0-0		0-0-0		HOME		0-0-0		1-0-0		1-0-0					
0-2-1		0-0-0		0-0-0		AWAY		0-1-0		0-0-1		0-1-0					
0-0-0		0-0-0		0-0-0		NEUTRAL		0-0-0		0-0-0		0-0-0					
RPI	S	Opponent		Score		RPI	S	Opponent		Score		RPI	S	Opponent		Score	
6	H	Stanford		1	2							52	N	CSUN		0	0
												78	A	Cal St. Fullerton		1	3
												95	H	Santa Clara		2	3
												99	A	Western Ill.		0	1
												120	H	Denver		3	1
												130	A	UMKC		1	0
												132	A	Bradley		1	0
												145	A	Oral Roberts		0	0
												166	A	IPFW		0	1
												168	H	Cincinnati		3	1
												177	H	Drake		2	0
												191	H	Belmont		3	1
												201	H	Eastern Ill.		1	0
<hr/>																	
LAST 10 GAMES																	
166	A	IPFW			0	1	145	A	Oral Roberts			0	0				
177	H	Drake			2	0	201	H	Eastern Ill.			1	0				
120	H	Denver			3	1	78	A	Cal St. Fullerton			1	3				
132	A	Bradley			1	0	52	N	CSUN			0	0				
99	A	Western Ill.			0	1	130	A	UMKC			1	0				

Non-Div. I Games:

Omaha

Average RPI Win:	148	WON-LOST	WINNING	LAST 10	STRENGTH OF	OPP. STRENGTH	TEAM	ADJ	CONF.	ADJ CONF.	
Average RPI Loss:	92	RECORD	PCT. RANK	GAMES	SCHEDULE	OF SCHEDULE	RPI	RPI	RPI	RPI	
DIV. I ONLY	5-7-4	.4375	129	2-5-3	75	123	125	.47481	122	9	9
DIV. I NON-CONF.	3-3-2	.5	103	0-1-1	128	175	150	.44954	145	10	12
TOTALS	RPI 1-25	RPI 26-50	W-L RECORDS		RPI 51-100	RPI 101-150		RPI 150+			
5-7-4	0-0-0	0-2-1	OVERALL		1-1-2	2-4-1		2-0-0			
4-1-2	0-0-0	0-0-1	HOME		1-0-1	1-1-0		2-0-0			
1-6-2	0-0-0	0-2-0	AWAY		0-1-1	1-3-1		0-0-0			
0-0-0	0-0-0	0-0-0	NEUTRAL		0-0-0	0-0-0		0-0-0			
3-3-2	0-0-0	0-1-0	NON-CONFERENCE		0-1-1	1-1-1		2-0-0			
2-0-0	0-0-0	0-0-0	HOME		0-0-0	0-0-0		2-0-0			
1-3-2	0-0-0	0-0-	AWAY		0-1-1	1-1-1		0-0-0			
0-0-0	0-0-0	0-0-0	NEUTRAL		0-0-0	0-0-0		0-0-0			
2-4-2	0-0-0	0-1-1	CONFERENCE		1-0-1	1-3-0		0-0-0			
2-1-2	0-0-0	0-0-1	HOME		1-0-1	1-1-0		0-0-0			
0-3-0	0-0-0	0-1-0	AWAY		0-0-0	0-2-0		0-0-0			
0-0-0	0-0-0	0-0-0	NEUTRAL		0-0-0	0-0-0		0-0-0			
RPI S	Opponent	Score	RPI S	Opponent	Score	RPI S	Opponent	Score	RPI S	Opponent	Score
			32 A	American	0 1	55 H	Navy	1 1	109 A	Holy Cross	0 2
			34 H	Boston U.	1 1	60 A	UMBC	1 1	113 H	Bucknell	1 4
			44 A	Princeton	0 1	77 A	Saint Francis (PA)	0 2	117 A	Army	1 2
						85 H	Lehigh	2 1	135 H	Colgate	1 0
									144 A	Stetson	1 1
									149 A	Campbell	0 1
									150 A	Drexel	1 0
									170 H	La Salle	1 0
									202 H	Howard	1 0
			LAST 10 GAMES								
			55 H	Navy	1 1	117 A	Army	1 2			
			32 A	American	0 1	113 H	Bucknell	1 4			
			34 H	Boston U.	1 1	135 H	Colgate	1 0			
			85 H	Lehigh	2 1	109 A	Holy Cross	0 2			
			44 A	Princeton	0 1	60 A	UMBC	1 1			

Non-Div. I Games:

Loyola Maryland

Average RPI Win: 119		WON-LOST RECORD		WINNING PCT. RANK		LAST 10 GAMES		STRENGTH OF SCHEDULE		OPP. STRENGTH OF SCHEDULE		TEAM RPI		ADJ RPI		CONF. RPI		ADJ CONF. RPI	
DIV. I ONLY		7-9-1		.44118 128		3-6-1		93		152		123		.46975 123		16		16	
DIV. I NON-CONF.		4-3-0		.57143 76		0-0-0		28		68		66		.52222 66		19		19	
TOTALS		RPI 1-25		RPI 26-50		W-L RECORDS		RPI 51-100		RPI 101-150		RPI 150+							
7-9-1		0-1-0		0-2-0		OVERALL		4-3-0		1-1-1		2-2-0							
4-3-1		0-0-0		0-1-0		HOME		3-1-0		0-0-1		1-1-0							
3-6-0		0-1-0		0-1-0		AWAY		1-2-0		1-1-0		1-1-0							
0-0-0		0-0-0		0-0-0		NEUTRAL		0-0-0		0-0-0		0-0-0							
4-3-0		0-1-0		0-2-0		NON-CONFERENCE		3-0-0		1-0-0		0-0-0							
2-1-0		0-0-0		0-1-0		HOME		2-0-0		0-0-0		0-0-0							
2-2-0		0-1-0		0-0-		AWAY		1-0-0		1-0-0		0-0-0							
0-0-0		0-0-0		0-0-0		NEUTRAL		0-0-0		0-0-0		0-0-0							
3-6-1		0-0-0		0-0-0		CONFERENCE		1-3-0		0-1-1		2-2-0							
2-2-1		0-0-0		0-0-0		HOME		1-1-0		0-0-1		1-1-0							
1-4-0		0-0-0		0-0-0		AWAY		0-2-0		0-1-0		1-1-0							
0-0-0		0-0-0		0-0-0		NEUTRAL		0-0-0		0-0-0		0-0-0							
RPI S	Opponent	Score		RPI S	Opponent	Score		RPI S	Opponent	Score		RPI S	Opponent	Score					
25 A	Kentucky	0	2	39 H	Radford	0	1	53 A	Furman	0	3	104 A	William & Mary	3	2				
				49 A	Winthrop	2	4	53 H	Furman	1	0	108 A	Wofford	3	4				
								67 H	South Carolina	2	1	108 H	Wofford	3	3				
								89 A	Mercer	0	1	159 A	UNC Greensboro	0	2				
								89 H	Mercer	0	1	159 H	UNC Greensboro	0	1				
								98 H	FIU	2	1	204 A	VMI	4	0				
								100 A	VCU	2	1	204 H	VMI	2	0				
LAST 10 GAMES																			
	89 A	Mercer	0	1		53 H	Furman	1	0										
	159 H	UNC Greensboro	0	1		159 A	UNC Greensboro	0	2										
	53 A	Furman	0	3		204 H	VMI	2	0										
	204 A	VMI	4	0		89 H	Mercer	0	1										
	108 H	Wofford	3	3		108 A	Wofford	3	4										

Non-Div. I Games:

East Tenn. St.

Average RPI Win:		101	WON-LOST RECORD		WINNING PCT. RANK		LAST 10 GAMES		STRENGTH OF SCHEDULE		OPP. STRENGTH OF SCHEDULE		TEAM RPI		ADJ RPI		CONF. RPI		ADJ CONF. RPI				
Average RPI Loss:		79																					
DIV. I ONLY			4-9-4		.35294 158		3-4-3		50		82		132		.46783 124		6		6				
DIV. I NON-CONF.			1-6-1		.1875 185		0-1-0		61		153		138		.4617 138		6		6				
TOTALS		RPI 1-25		RPI 26-50		W-L RECORDS		RPI 51-100		RPI 101-150		RPI 150+											
4-9-4		1-0-0		0-2-1		OVERALL		1-4-3		1-3-0		1-0-0											
3-3-3		1-0-0		0-0-1		HOME		1-1-2		0-2-0		1-0-0											
1-4-1		0-0-0		0-1-0		AWAY		0-3-1		1-0-0		0-0-0											
0-2-0		0-0-0		0-1-0		NEUTRAL		0-0-0		0-1-0		0-0-0											
1-6-1		0-0-0		0-2-0		NON-CONFERENCE		0-2-1		0-2-0		1-0-0											
1-2-1		0-0-0		0-0-0		HOME		0-1-1		0-1-0		1-0-0											
0-2-0		0-0-0		0-0-		AWAY		0-1-0		0-0-0		0-0-0											
0-2-0		0-0-0		0-1-0		NEUTRAL		0-0-0		0-1-0		0-0-0											
3-3-3		1-0-0		0-0-1		CONFERENCE		1-2-2		1-1-0		0-0-0											
2-1-2		1-0-0		0-0-1		HOME		1-0-1		0-1-0		0-0-0											
1-2-1		0-0-0		0-0-0		AWAY		0-2-1		1-0-0		0-0-0											
0-0-0		0-0-0		0-0-0		NEUTRAL		0-0-0		0-0-0		0-0-0											
RPI	S	Opponent		Score		RPI	S	Opponent		Score		RPI	S	Opponent		Score		RPI	S	Opponent		Score	
15	H	UC Irvine		2 1		32	N	American		0 1		52	A	CSUN		1 2		111	H	Cal Poly		0 1	
						35	A	New Mexico		1 2		52	H	CSUN		1 0		119	N	Utah Valley		0 1	
						47	H	UC Santa Barbara		1 1		57	A	UNLV		0 2		136	A	Sacramento St.		4 0	
												62	H	San Diego		0 0		139	H	Bakersfield		1 3	
												71	A	UC Davis		0 1		200	H	Pacific		5 1	
												78	A	Cal St. Fullerton		2 2							
												78	H	Cal St. Fullerton		1 1							
												95	H	Santa Clara		0 1							
						LAST 10 GAMES																	
						78	A	Cal St. Fullerton		2 2		47	H	UC Santa Barbara		1 1							
						52	H	CSUN		1 0		111	H	Cal Poly		0 1							
						78	H	Cal St. Fullerton		1 1		71	A	UC Davis		0 1							
						15	H	UC Irvine		2 1		136	A	Sacramento St.		4 0							
						52	A	CSUN		1 2		57	A	UNLV		0 2							

Non-Div. I Games:

UC Riverside

Average RPI Win:	116	WON-LOST	WINNING	LAST 10	STRENGTH OF	OPP. STRENGTH	TEAM	ADJ	CONF.	ADJ CONF.	
Average RPI Loss:	114	RECORD	PCT. RANK	GAMES	SCHEDULE	OF SCHEDULE	RPI	RPI	RPI	RPI	
DIV. I ONLY	6-8-2	.4375	129	3-6-1	81	130	121	.46728	125	17	17
DIV. I NON-CONF.	4-4-1	.5	103	1-2-0	71	86	102	.49118	103	16	15
<hr/>											
TOTALS	RPI 1-25	RPI 26-50		W-L RECORDS		RPI 51-100		RPI 101-150		RPI 150+	
6-8-2	0-1-1	1-0-0		OVERALL		2-1-1		1-4-0		2-2-0	
4-2-1	0-0-1	1-0-0		HOME		2-1-0		1-0-0		0-1-0	
2-6-1	0-1-0	0-0-0		AWAY		0-0-1		0-4-0		2-1-0	
0-0-0	0-0-0	0-0-0		NEUTRAL		0-0-0		0-0-0		0-0-0	
<hr/>											
4-4-1	0-1-1	1-0-0		NON-CONFERENCE		1-0-0		1-2-0		1-1-0	
3-0-1	0-0-1	1-0-0		HOME		1-0-0		1-0-0		0-0-0	
1-4-0	0-1-0	0-0-		AWAY		0-0-0		0-2-0		1-1-0	
0-0-0	0-0-0	0-0-0		NEUTRAL		0-0-0		0-0-0		0-0-0	
<hr/>											
2-4-1	0-0-0	0-0-0		CONFERENCE		1-1-1		0-2-0		1-1-0	
1-2-0	0-0-0	0-0-0		HOME		1-1-0		0-0-0		0-1-0	
1-2-1	0-0-0	0-0-0		AWAY		0-0-1		0-2-0		1-0-0	
0-0-0	0-0-0	0-0-0		NEUTRAL		0-0-0		0-0-0		0-0-0	
<hr/>											
RPI S	Opponent	Score		RPI S	Opponent	Score		RPI S	Opponent	Score	
10 A	Creighton	1	3	45 H	San Francisco	1	0	78 H	Cal St. Fullerton	3	2
19 H	Michigan St.	0	0					81 H	Valparaiso	1	0
								93 H	Detroit	1	2
								97 A	Oakland	1	1

Non-Div. I Games:

Ill.-Chicago

Liberty

Liberty

Average RPI Win:	91	WON-LOST	WINNING	LAST 10	STRENGTH OF	OPP. STRENGTH	TEAM	ADJ	CONF.	ADJ CONF.			
Average RPI Loss:	92	RECORD	PCT. RANK	GAMES	SCHEDULE	OF SCHEDULE	RPI	RPI	RPI	RPI			
DIV. I ONLY		6-5-5	.53125	97	3-2-5	145	65	120	.46643	127	18	18	
DIV. I NON-CONF.		5-3-3	.59091	72	2-0-3	95	32	88	.49952	91	14	14	
<hr/>													
TOTALS	RPI 1-25	RPI 26-50		W-L RECORDS		RPI 51-100		RPI 101-150		RPI 150+			
6-5-5	1-1-0	0-0-0		OVERALL		2-2-1		3-1-2		0-1-2			
6-0-2	1-0-0	0-0-0		HOME		2-0-1		3-0-0		0-0-1			
0-5-3	0-1-0	0-0-0		AWAY		0-2-0		0-1-2		0-1-1			
0-0-0	0-0-0	0-0-0		NEUTRAL		0-0-0		0-0-0		0-0-0			
<hr/>													
5-3-3	1-1-0	0-0-0		NON-CONFERENCE		2-2-0		2-0-2		0-0-1			
5-0-1	1-0-0	0-0-0		HOME		2-0-0		2-0-0		0-0-1			
0-3-2	0-1-0	0-0-		AWAY		0-2-0		0-0-2		0-0-0			
0-0-0	0-0-0	0-0-0		NEUTRAL		0-0-0		0-0-0		0-0-0			
<hr/>													
1-2-2	0-0-0	0-0-0		CONFERENCE		0-0-1		1-1-0		0-1-1			
1-0-1	0-0-0	0-0-0		HOME		0-0-1		1-0-0		0-0-0			
0-2-1	0-0-0	0-0-0		AWAY		0-0-0		0-1-0		0-1-1			
0-0-0	0-0-0	0-0-0		NEUTRAL		0-0-0		0-0-0		0-0-0			
<hr/>													
RPI S	Opponent	Score		RPI S	Opponent	Score		RPI S	Opponent	Score			
19 A	Michigan St.	0	1			54 A	Butler	1	2	118 A	Wisconsin	1	1
22 H	Northwestern	1	0			59 H	Dayton	2	0	119 H	Utah Valley	1	0
						79 H	Missouri St.	0	0	125 H	Ill.-Chicago	3	2
						81 A	Valparaiso	0	1	129 A	Evansville	1	2
						86 H	Western Mich.	1	0	131 A	DePaul	0	0
										132 H	Bradley	2	1
										153 H	Northern Ill.	0	0
										175 A	Central Ark.	1	1
										177 A	Drake	1	2
<hr/>													
LAST 10 GAMES													
129 A Evansville				1	2	118 A Wisconsin				1	1		
22 H Northwestern				1	0	177 A Drake				1	2		
175 A Central Ark.				1	1	153 H Northern Ill.				0	0		
125 H Ill.-Chicago				3	2	131 A DePaul				0	0		
79 H Missouri St.				0	0	132 H Bradley				2	1		

Non-Div. I Games:

Loyola Chicago

Non-Div. I Games:

Vermont

Average RPI Win: 149		WON-LOST RECORD		WINNING PCT. RANK		LAST 10 GAMES		STRENGTH OF SCHEDULE		OPP. STRENGTH OF SCHEDULE		TEAM RPI		ADJ RPI		CONF. RPI		ADJ CONF. RPI	
DIV. I ONLY		6-9-1		.40625 144		4-6-0		87		101		128		.46638 129		18		18	
DIV. I NON-CONF.		2-8-1		.22727 179		0-5-0		47		69		85		.49915 93		14		14	
TOTALS		RPI 1-25		RPI 26-50		W-L RECORDS		RPI 51-100		RPI 101-150		RPI 150+							
6-9-1		0-3-0		0-2-0		OVERALL		1-2-0		2-2-1		3-0-0							
4-5-0		0-2-0		0-0-0		HOME		1-1-0		1-2-0		2-0-0							
2-4-1		0-1-0		0-2-0		AWAY		0-1-0		1-0-1		1-0-0							
0-0-0		0-0-0		0-0-0		NEUTRAL		0-0-0		0-0-0		0-0-0							
2-8-1		0-3-0		0-2-0		NON-CONFERENCE		1-2-0		0-1-1		1-0-0							
2-4-0		0-2-0		0-0-0		HOME		1-1-0		0-1-0		1-0-0							
0-4-1		0-1-0		0-0-		AWAY		0-1-0		0-0-1		0-0-0							
0-0-0		0-0-0		0-0-0		NEUTRAL		0-0-0		0-0-0		0-0-0							
4-1-0		0-0-0		0-0-0		CONFERENCE		0-0-0		2-1-0		2-0-0							
2-1-0		0-0-0		0-0-0		HOME		0-0-0		1-1-0		1-0-0							
2-0-0		0-0-0		0-0-0		AWAY		0-0-0		1-0-0		1-0-0							
0-0-0		0-0-0		0-0-0		NEUTRAL		0-0-0		0-0-0		0-0-0							
RPI	S	Opponent		Score		RPI	S	Opponent		Score		RPI	S	Opponent		Score			
2	H	Indiana		0	2	29	A	Louisville		0	3	54	A	Butler		1	2		
16	A	Saint Louis		1	3	41	A	Oregon St.		1	3	87	H	Lipscomb		0	2		
25	H	Kentucky		1	5							89	H	Mercer		3	1		
												127	H	Loyola Chicago		2	1		
												132	A	Bradley		2	1		
												133	H	SIUE		0	2		
												134	H	Marshall		0	1		
												140	A	Portland		1	1		
												175	H	Central Ark.		3	0		
												177	A	Drake		4	1		
												191	H	Belmont		5	0		
LAST 10 GAMES																			
						127	H	Loyola Chicago		2	1	132	A	Bradley		2	1		
						2	H	Indiana		0	2	175	H	Central Ark.		3	0		
						177	A	Drake		4	1	133	H	SIUE		0	2		
						29	A	Louisville		0	3	54	A	Butler		1	2		
						25	H	Kentucky		1	5	134	H	Marshall		0	1		

Non-Div. I Games:

Evansville

UMKC

Average RPI Win: 107		WON-LOST RECORD		WINNING PCT. RANK		LAST 10 GAMES		STRENGTH OF SCHEDULE		OPP. STRENGTH OF SCHEDULE		TEAM RPI		ADJ RPI		CONF. RPI		ADJ CONF. RPI	
DIV. I ONLY		6-8-2		.4375 129		5-4-1		71		127		118		.46457 130		15		15	
DIV. I NON-CONF.		2-5-1		.3125 161		1-1-0		103		94		126		.46793 129		18		17	
TOTALS		RPI 1-25		RPI 26-50		W-L RECORDS		RPI 51-100		RPI 101-150		RPI 150+							
6-8-2		0-2-0		1-0-0		OVERALL		1-1-1		3-3-1		1-2-0							
5-3-1		0-0-0		1-0-0		HOME		0-0-0		3-2-1		1-1-0							
1-5-1		0-2-0		0-0-0		AWAY		1-1-1		0-1-0		0-1-0							
0-0-0		0-0-0		0-0-0		NEUTRAL		0-0-0		0-0-0		0-0-0							
2-5-1		0-2-0		0-0-0		NON-CONFERENCE		0-1-1		1-1-0		1-1-0							
2-2-0		0-0-0		0-0-0		HOME		0-0-0		1-1-0		1-1-0							
0-3-1		0-2-0		0-0-		AWAY		0-1-1		0-0-0		0-0-0							
0-0-0		0-0-0		0-0-0		NEUTRAL		0-0-0		0-0-0		0-0-0							
4-3-1		0-0-0		1-0-0		CONFERENCE		1-0-0		2-2-1		0-1-0							
3-1-1		0-0-0		1-0-0		HOME		0-0-0		2-1-1		0-0-0							
1-2-0		0-0-0		0-0-0		AWAY		1-0-0		0-1-0		0-1-0							
0-0-0		0-0-0		0-0-0		NEUTRAL		0-0-0		0-0-0		0-0-0							
RPI S	Opponent	Score		RPI S	Opponent	Score		RPI S	Opponent	Score		RPI S	Opponent	Score					
10 A	Creighton	0	2	48 H	Seattle	3	2	57 A	UNLV	2	1	110 A	Air Force	0	2				
16 A	Saint Louis	0	2					79 A	Missouri St.	2	2	110 H	Air Force	3	1				
								94 A	Rutgers	0	1	119 H	Utah Valley	1	0				
												121 H	Omaha	0	1				
												133 H	SIUE	2	1				
												139 H	Bakersfield	0	1				
												142 H	San Jose St.	1	1				
												173 A	Grand Canyon	2	3				
												175 H	Central Ark.	1	0				
												177 H	Drake	0	1				
				LAST 10 GAMES															
				110 H	Air Force	3	1	142 H	San Jose St.	1	1								
				119 H	Utah Valley	1	0	139 H	Bakersfield	0	1								
				48 H	Seattle	3	2	110 A	Air Force	0	2								
				57 A	UNLV	2	1	10 A	Creighton	0	2								
				173 A	Grand Canyon	2	3	175 H	Central Ark.	1	0								

Non-Div. I Games:

UMKC

D
e
P
a
u
l

DePaul

Average RPI Win: 143		WON-LOST RECORD		WINNING PCT. RANK		LAST 10 GAMES		STRENGTH OF SCHEDULE		OPP. STRENGTH OF SCHEDULE		TEAM RPI		ADJ RPI		CONF. RPI		ADJ CONF. RPI	
DIV. I ONLY		8-9-0		.47059 120		5-5-0		158		128		135		.46212 132		18		18	
DIV. I NON-CONF.		7-5-0		.58333 74		4-1-0		113		127		120		.48142 115		14		14	
TOTALS		RPI 1-25		RPI 26-50		W-L RECORDS		RPI 51-100		RPI 101-150		RPI 150+							
8-9-0		0-1-0		0-0-0		OVERALL		2-4-0		3-4-0		3-0-0							
5-4-0		0-1-0		0-0-0		HOME		0-1-0		2-2-0		3-0-0							
1-5-0		0-0-0		0-0-0		AWAY		1-3-0		0-2-0		0-0-0							
2-0-0		0-0-0		0-0-0		NEUTRAL		1-0-0		1-0-0		0-0-0							
7-5-0		0-1-0		0-0-0		NON-CONFERENCE		2-3-0		3-1-0		2-0-0							
4-3-0		0-1-0		0-0-0		HOME		0-1-0		2-1-0		2-0-0							
1-2-0		0-0-0		0-0-		AWAY		1-2-0		0-0-0		0-0-0							
2-0-0		0-0-0		0-0-0		NEUTRAL		1-0-0		1-0-0		0-0-0							
1-4-0		0-0-0		0-0-0		CONFERENCE		0-1-0		0-3-0		1-0-0							
1-1-0		0-0-0		0-0-0		HOME		0-0-0		0-1-0		1-0-0							
0-3-0		0-0-0		0-0-0		AWAY		0-1-0		0-2-0		0-0-0							
0-0-0		0-0-0		0-0-0		NEUTRAL		0-0-0		0-0-0		0-0-0							
RPI	S	Opponent		Score		RPI	S	Opponent		Score		RPI	S	Opponent		Score			
18	H	Xavier		2	4			52	A	CSUN	0 1	120	H	Denver	2 1				
								57	H	UNLV	3 4	121	H	Omaha	0 1				
								62	A	San Diego	2 5	127	A	Loyola Chicago	1 2				
								79	A	Missouri St.	0 1	129	H	Evansville	1 2				
								89	N	Mercer	2 1	133	A	SIUE	0 2				
								94	A	Rutgers	1 0	134	N	Marshall	4 0				
												142	H	San Jose St.	3 2				
												175	H	Central Ark.	1 0				
												191	H	Belmont	2 1				
												201	H	Eastern Ill.	3 0				
LAST 10 GAMES																			
		94	A	Rutgers	1 0			201	H	Eastern Ill.	3 0								
		191	H	Belmont	2 1			129	H	Evansville	1 2								
		79	A	Missouri St.	0 1			120	H	Denver	2 1								
		121	H	Omaha	0 1			133	A	SIUE	0 2								
		175	H	Central Ark.	1 0			127	A	Loyola Chicago	1 2								

Non-Div. I Games:

Bradley

Average RPI Win: 153		WON-LOST RECORD		WINNING PCT. RANK		LAST 10 GAMES		STRENGTH OF SCHEDULE		OPP. STRENGTH OF SCHEDULE		TEAM RPI		ADJ RPI		CONF. RPI		ADJ CONF. RPI	
DIV. I ONLY		4-7-4		.4 150		4-3-3		117		46		142		.46199 133		18		18	
DIV. I NON-CONF.		0-7-3		.15 192		0-3-2		77		8		117		.48319 113		14		14	
TOTALS		RPI 1-25		RPI 26-50		W-L RECORDS		RPI 51-100		RPI 101-150		RPI 150+							
4-7-4		0-2-0		0-1-1		OVERALL		0-1-2		2-2-1		2-1-0							
2-2-3		0-0-0		0-1-0		HOME		0-1-2		1-0-1		1-0-0							
2-5-1		0-2-0		0-0-1		AWAY		0-0-0		1-2-0		1-1-0							
0-0-0		0-0-0		0-0-0		NEUTRAL		0-0-0		0-0-0		0-0-0							
0-7-3		0-2-0		0-1-1		NON-CONFERENCE		0-1-1		0-2-1		0-1-0							
0-2-2		0-0-0		0-1-0		HOME		0-1-1		0-0-1		0-0-0							
0-5-1		0-2-0		0-1-		AWAY		0-0-0		0-2-0		0-1-0							
0-0-0		0-0-0		0-0-0		NEUTRAL		0-0-0		0-0-0		0-0-0							
4-0-1		0-0-0		0-0-0		CONFERENCE		0-0-1		2-0-0		2-0-0							
2-0-1		0-0-0		0-0-0		HOME		0-0-1		1-0-0		1-0-0							
2-0-0		0-0-0		0-0-0		AWAY		0-0-0		1-0-0		1-0-0							
0-0-0		0-0-0		0-0-0		NEUTRAL		0-0-0		0-0-0		0-0-0							
RPI	S	Opponent		Score		RPI	S	Opponent		Score		RPI	S	Opponent		Score			
5	A	California		1	2	29	A	Louisville		0	0	54	H	Butler		1	1		
6	A	Stanford		1	2	40	H	Tulsa		1	2	75	H	Virginia Tech		0	1		
												79	H	Missouri St.		1	1		
												107	A	Memphis		1	2		
												129	A	Evansville		2	0		
												130	A	UMKC		1	2		
												131	H	DePaul		1	1		
												132	H	Bradley		2	0		
												153	A	Northern Ill.		1	4		
												175	A	Central Ark.		3	1		
												177	H	Drake		4	0		
LAST 10 GAMES																			
						79	H	Missouri St.		1	1	132	H	Bradley		2	0		
						29	A	Louisville		0	0	129	A	Evansville		2	0		
						153	A	Northern Ill.		1	4	5	A	California		1	2		
						177	H	Drake		4	0	6	A	Stanford		1	2		
						175	A	Central Ark.		3	1	131	H	DePaul		1	1		

Non-Div. I Games:

SIUE

Average RPI Win: 88		WON-LOST RECORD	WINNING PCT. RANK		LAST 10 GAMES		STRENGTH OF SCHEDULE		OPP. STRENGTH OF SCHEDULE		TEAM RPI	ADJ RPI	CONF. RPI	ADJ CONF. RPI			
Average RPI Loss: 108																	
DIV. I ONLY		5-8-3	.40625	144	3-5-1		69		102		129	.45907	134	5	5		
DIV. I NON-CONF.		2-4-2	.375	153	1-1-0		118		190		159	.43042	165	5	5		
TOTALS		RPI 1-25		RPI 26-50		W-L RECORDS		RPI 51-100		RPI 101-150		RPI 150+					
5-8-3		0-2-1		2-0-0		OVERALL		1-2-1		1-2-1		1-2-0					
1-4-3		0-0-1		1-0-0		HOME		0-1-1		0-1-1		0-2-0					
4-3-0		0-2-0		1-0-0		AWAY		1-1-0		1-0-0		1-0-0					
0-1-0		0-0-0		0-0-0		NEUTRAL		0-0-0		0-1-0		0-0-0					
2-4-2		0-0-0		0-0-0		NON-CONFERENCE		0-1-1		1-2-1		1-1-0					
0-2-2		0-0-0		0-0-0		HOME		0-0-1		0-1-1		0-1-0					
2-1-0		0-0-0		0-0-		AWAY		0-1-0		1-0-0		1-0-0					
0-1-0		0-0-0		0-0-0		NEUTRAL		0-0-0		0-1-0		0-0-0					
3-4-1		0-2-1		2-0-0		CONFERENCE		1-1-0		0-0-0		0-1-0					
1-2-1		0-0-1		1-0-0		HOME		0-1-0		0-0-0		0-1-0					
2-2-0		0-2-0		1-0-0		AWAY		1-0-0		0-0-0		0-0-0					
0-0-0		0-0-0		0-0-0		NEUTRAL		0-0-0		0-0-0		0-0-0					
RPI	S	Opponent		Score		RPI	S	Opponent		Score		RPI	S	Opponent		Score	
7	H	Charlotte		0 0		35	A	New Mexico		2 1		67	A	South Carolina		1 0	
20	A	UAB		2 7		38	H	Old Dominion		2 1		77	A	Saint Francis (PA)		0 1	
25	A	Kentucky		0 2								82	H	Duquesne		0 0	
												98	H	FIU		0 1	

Non-Div. I Games:

Marshall

Average RPI Win:	135	WON-LOST	WINNING	LAST 10	STRENGTH OF	OPP. STRENGTH	TEAM	ADJ	CONF.	ADJ CONF.	
Average RPI Loss:	83	RECORD	PCT. RANK	GAMES	SCHEDULE	OF SCHEDULE	RPI	RPI	RPI	RPI	
DIV. I ONLY	6-9-2	.41176	142	3-6-1	125	103	141	.45879	135	9	9
DIV. I NON-CONF.	4-4-1	.5	103	1-1-0	142	122	151	.44729	148	10	12
TOTALS	RPI 1-25	RPI 26-50	W-L RECORDS	RPI 51-100	RPI 101-150	RPI 150+					
6-9-2	0-0-0	0-2-0	OVERALL	1-4-0	2-2-1	3-1-1					
4-5-1	0-0-0	0-0-0	HOME	1-3-0	1-1-1	2-1-0					
2-4-1	0-0-0	0-2-0	AWAY	0-1-0	1-1-0	1-0-1					
0-0-0	0-0-0	0-0-0	NEUTRAL	0-0-0	0-0-0	0-0-0					
4-4-1	0-0-0	0-1-0	NON-CONFERENCE	1-2-0	1-0-0	2-1-1					
4-2-0	0-0-0	0-0-0	HOME	1-1-0	1-0-0	2-1-0					
0-2-1	0-0-0	0-0-	AWAY	0-1-0	0-0-0	0-0-1					
0-0-0	0-0-0	0-0-0	NEUTRAL	0-0-0	0-0-0	0-0-0					
2-5-1	0-0-0	0-1-0	CONFERENCE	0-2-0	1-2-1	1-0-0					
0-3-1	0-0-0	0-0-0	HOME	0-2-0	0-1-1	0-0-0					
2-2-0	0-0-0	0-1-0	AWAY	0-0-0	1-1-0	1-0-0					
0-0-0	0-0-0	0-0-0	NEUTRAL	0-0-0	0-0-0	0-0-0					
RPI S	Opponent	Score	RPI S	Opponent	Score	RPI S	Opponent	Score	RPI S	Opponent	Score
			34 A	Boston U.	0 2	55 H	Navy	0 2	106 H	Siena	3 1
			47 A	UC Santa Barbara	1 4	61 H	Cornell	0 1	109 A	Holy Cross	3 2
						63 A	Loyola Marymount	0 1	113 H	Bucknell	1 1
						64 H	St. Mary's (CA)	1 0	117 H	Army	1 2
						85 H	Lehigh	1 3	122 A	Loyola Maryland	0 1
									161 A	Lafayette	2 1
									163 H	Niagara	1 2
									176 A	Albany (NY)	1 1
									182 H	Hartwick	1 0
									190 H	Fairleigh Dickinson	3 1
LAST 10 GAMES											
			85 H	Lehigh	1 3	61 H	Cornell	0 1			
			34 A	Boston U.	0 2	55 H	Navy	0 2			
			113 H	Bucknell	1 1	117 H	Army	1 2			
			182 H	Hartwick	1 0	122 A	Loyola Maryland	0 1			
			109 A	Holy Cross	3 2	161 A	Lafayette	2 1			

Non-Div. I Games:

Colgate

Average RPI Win:	99	WON-LOST	WINNING	LAST 10	STRENGTH OF	OPP. STRENGTH	TEAM	ADJ	CONF.	ADJ CONF.	
Average RPI Loss:	109	RECORD	PCT. RANK	GAMES	SCHEDULE	OF SCHEDULE	RPI	RPI	RPI	RPI	
DIV. I ONLY	6-9-3	.41667	140	4-5-1	94	94	131	.4587	136	6	6
DIV. I NON-CONF.	2-5-2	.33333	158	0-1-0	160	149	164	.42853	168	6	6
<hr/>											
TOTALS	RPI 1-25	RPI 26-50		W-L RECORDS	RPI 51-100		RPI 101-150		RPI 150+		
6-9-3	0-1-0	0-1-0		OVERALL	3-1-3		3-4-0		0-2-0		
3-5-3	0-0-0	0-0-0		HOME	1-1-3		2-3-0		0-1-0		
3-4-0	0-1-0	0-1-0		AWAY	2-0-0		1-1-0		0-1-0		
0-0-0	0-0-0	0-0-0		NEUTRAL	0-0-0		0-0-0		0-0-0		
<hr/>											
2-5-2	0-0-0	0-0-0		NON-CONFERENCE	0-1-2		2-2-0		0-2-0		
2-3-2	0-0-0	0-0-0		HOME	0-1-2		2-1-0		0-1-0		
0-2-0	0-0-0	0-0-		AWAY	0-0-0		0-1-0		0-1-0		
0-0-0	0-0-0	0-0-0		NEUTRAL	0-0-0		0-0-0		0-0-0		
<hr/>											
4-4-1	0-1-0	0-1-0		CONFERENCE	3-0-1		1-2-0		0-0-0		
1-2-1	0-0-0	0-0-0		HOME	1-0-1		0-2-0		0-0-0		
3-2-0	0-1-0	0-1-0		AWAY	2-0-0		1-0-0		0-0-0		
0-0-0	0-0-0	0-0-0		NEUTRAL	0-0-0		0-0-0		0-0-0		
<hr/>											
RPI S	Opponent	Score	RPI S	Opponent	Score	RPI S	Opponent	Score	RPI S	Opponent	Score
15 A	UC Irvine	0 2	47 A	UC Santa Barbara	1 4	52 A	CSUN	1 0	110 H	Air Force	0 1
						62 H	San Diego	3 3	111 A	Cal Poly	2 1
						63 H	Loyola Marymount	0 3	111 H	Cal Poly	1 3
						64 H	St. Mary's (CA)	1 1	124 H	UC Riverside	0 4
						71 A	UC Davis	3 2	137 H	Cleveland St.	2 0
						71 H	UC Davis	0 0	139 A	Bakersfield	0 5
						78 H	Cal St. Fullerton	1 0	142 H	San Jose St.	2 1
									173 H	Grand Canyon	0 1
									195 A	Temple	0 3
<hr/>											
LAST 10 GAMES											
71 A	UC Davis	3 2	15 A	UC Irvine	0 2						
111 A	Cal Poly	2 1	52 A	CSUN	1 0						
71 H	UC Davis	0 0	78 H	Cal St. Fullerton	1 0						
47 A	UC Santa Barbara	1 4	124 H	UC Riverside	0 4						
111 H	Cal Poly	1 3	139 A	Bakersfield	0 5						

Non-Div. I Games:

Sacramento St.

Average RPI Win:	144	WON-LOST	WINNING	LAST 10	STRENGTH OF	OPP. STRENGTH	TEAM	ADJ	CONF.	ADJ CONF.					
Average RPI Loss:	78	RECORD	PCT. RANK	GAMES	SCHEDULE	OF SCHEDULE	RPI	RPI	RPI	RPI					
DIV. I ONLY		5-10-0	.33333	170	4-6-0	82	115	145	.45769	137	17	17			
DIV. I NON-CONF.		1-7-0	.125	196	0-3-0	72	57	127	.47204	124	16	15			
<hr/>															
TOTALS	RPI 1-25	RPI 26-50		W-L RECORDS		RPI 51-100		RPI 101-150		RPI 150+					
5-10-0	0-1-0	0-2-0		OVERALL		0-5-0		3-1-0		2-1-0					
1-3-0	0-0-0	0-0-0		HOME		0-3-0		1-0-0		0-0-0					
4-7-0	0-1-0	0-2-0		AWAY		0-2-0		2-1-0		2-1-0					
0-0-0	0-0-0	0-0-0		NEUTRAL		0-0-0		0-0-0		0-0-0					
<hr/>															
1-7-0	0-1-0	0-2-0		NON-CONFERENCE		0-2-0		1-1-0		0-1-0					
0-1-0	0-0-0	0-0-0		HOME		0-1-0		0-0-0		0-0-0					
1-6-0	0-1-0	0-0-		AWAY		0-1-0		1-1-0		0-1-0					
0-0-0	0-0-0	0-0-0		NEUTRAL		0-0-0		0-0-0		0-0-0					
<hr/>															
4-3-0	0-0-0	0-0-0		CONFERENCE		0-3-0		2-0-0		2-0-0					
1-2-0	0-0-0	0-0-0		HOME		0-2-0		1-0-0		0-0-0					
3-1-0	0-0-0	0-0-0		AWAY		0-1-0		1-0-0		2-0-0					
0-0-0	0-0-0	0-0-0		NEUTRAL		0-0-0		0-0-0		0-0-0					
<hr/>															
RPI	S	Opponent	Score	RPI	S	Opponent	Score	RPI	S	Opponent	Score				
5	A	California	1 6	27	A	Akron	0 5	70	H	Bowling Green	0 1	103	A	Wright St.	3 1
				30	A	Wake Forest	1 4	72	A	North Carolina St.	0 4	125	H	Ill.-Chicago	3 1
								81	H	Valparaiso	0 1	134	A	Marshall	2 0
								93	A	Detroit	0 3	136	A	Sacramento St.	0 2
								97	H	Oakland	0 1	167	A	Milwaukee	3 1
												168	A	Cincinnati	0 2
												191	A	Belmont	1 0
<hr/>															
LAST 10 GAMES															
				125	H	Ill.-Chicago	3 1	97	H	Oakland	0 1				
				27	A	Akron	0 5	70	H	Bowling Green	0 1				
				93	A	Detroit	0 3	191	A	Belmont	1 0				
				81	H	Valparaiso	0 1	167	A	Milwaukee	3 1				
				103	A	Wright St.	3 1	168	A	Cincinnati	0 2				

Non-Div. I Games:	Salem Int'l	3	2
-------------------	-------------	---	---

Cleveland St.

Average RPI Win: 155		WON-LOST	WINNING	LAST 10	STRENGTH OF		OPP. STRENGTH	TEAM	ADJ	CONF.	ADJ CONF.
Average RPI Loss: 71		RECORD	PCT. RANK	GAMES	SCHEDULE		OF SCHEDULE	RPI	RPI	RPI	RPI
DIV. I ONLY		6-8-2	.4375	129	3-6-1		152	96	146	.45575	138
DIV. I NON-CONF.		3-5-1	.38889	148	0-3-0		181	74	165	.44342	155
TOTALS		RPI 1-25	RPI 26-50		W-L RECORDS		RPI 51-100		RPI 101-150		RPI 150+
6-8-2		0-0-0	0-4-0		OVERALL		1-2-1		0-1-0		5-1-1
4-2-0		0-0-0	0-0-0		HOME		0-1-0		0-0-0		4-1-0
2-6-2		0-0-0	0-4-0		AWAY		1-1-1		0-1-0		1-0-1
0-0-0		0-0-0	0-0-0		NEUTRAL		0-0-0		0-0-0		0-0-0
3-5-1		0-0-0	0-3-0		NON-CONFERENCE		0-1-0		0-1-0		3-0-1
3-0-0		0-0-0	0-0-0		HOME		0-0-0		0-0-0		3-0-0
0-5-1		0-0-0	0-0-		AWAY		0-1-0		0-1-0		0-0-1
0-0-0		0-0-0	0-0-0		NEUTRAL		0-0-0		0-0-0		0-0-0
3-3-1		0-0-0	0-1-0		CONFERENCE		1-1-1		0-0-0		2-1-0
1-2-0		0-0-0	0-0-0		HOME		0-1-0		0-0-0		1-1-0
2-1-1		0-0-0	0-1-0		AWAY		1-0-1		0-0-0		1-0-0
0-0-0		0-0-0	0-0-0		NEUTRAL		0-0-0		0-0-0		0-0-0
RPI S	Opponent	Score	RPI S	Opponent	Score	RPI S	Opponent	Score	RPI S	Opponent	Score
			28 A	George Mason	0 1	59 A	Dayton	2 1	114 A	Columbia	0 2
			31 A	Dartmouth	0 2	68 H	Rhode Island	0 1	154 H	Saint Joseph's	2 0
			34 A	Boston U.	0 1	69 A	St. John's (NY)	0 1	160 A	NJIT	1 1
			42 A	Boston College	0 2	100 A	VCU	0 0	161 H	Lafayette	2 1
									170 A	La Salle	3 1
									181 H	Massachusetts	0 2
									189 H	Manhattan	3 1
									195 H	Temple	1 0
LAST 10 GAMES											
			59 A	Dayton	2 1	170 A	La Salle	3 1			
			181 H	Massachusetts	0 2	68 H	Rhode Island	0 1			
			28 A	George Mason	0 1	69 A	St. John's (NY)	0 1			
			100 A	VCU	0 0	31 A	Dartmouth	0 2			
			154 H	Saint Joseph's	2 0	114 A	Columbia	0 2			

Non-Div. I Games:

Fordham

Average RPI Win: 131		WON-LOST	WINNING	LAST 10	STRENGTH OF		OPP. STRENGTH	TEAM	ADJ	CONF.	ADJ CONF.
Average RPI Loss: 120		RECORD	PCT. RANK	GAMES	SCHEDULE		OF SCHEDULE	RPI	RPI	RPI	RPI
DIV. I ONLY		9-6-2	.58824	69	4-5-1		196	90	130	.45571	139
DIV. I NON-CONF.		6-2-1	.72222	23	1-1-0		191	40	129	.47516	122
TOTALS		RPI 1-25	RPI 26-50		W-L RECORDS		RPI 51-100		RPI 101-150		RPI 150+
9-6-2	0-0-0	0-0-0		OVERALL		2-2-1		5-3-0		2-1-1	
2-3-0	0-0-0	0-0-0		HOME		0-1-0		2-1-0		0-1-0	
4-3-1	0-0-0	0-0-0		AWAY		2-1-0		2-2-0		0-0-1	
3-0-1	0-0-0	0-0-0		NEUTRAL		0-0-1		1-0-0		2-0-0	
6-2-1	0-0-0	0-0-0		NON-CONFERENCE		1-2-1		3-0-0		2-0-0	
1-1-0	0-0-0	0-0-0		HOME		0-1-0		1-0-0		0-0-0	
2-1-0	0-0-0	0-0-		AWAY		1-1-0		1-0-0		0-0-0	
3-0-1	0-0-0	0-0-0		NEUTRAL		0-0-1		1-0-0		2-0-0	
3-4-1	0-0-0	0-0-0		CONFERENCE		1-0-0		2-3-0		0-1-1	
1-2-0	0-0-0	0-0-0		HOME		0-0-0		1-1-0		0-1-0	
2-2-1	0-0-0	0-0-0		AWAY		1-0-0		1-2-0		0-0-1	
0-0-0	0-0-0	0-0-0		NEUTRAL		0-0-0		0-0-0		0-0-0	
RPI S	Opponent	Score	RPI S	Opponent	Score	RPI S	Opponent	Score	RPI S	Opponent	Score
						52 A	CSUN	1 2	110 A	Air Force	2 4
						57 A	UNLV	2 1	124 A	UC Riverside	3 1
						71 H	UC Davis	1 2	130 A	UMKC	1 0
						73 A	San Diego St.	1 0	136 H	Sacramento St.	5 0
						100 N	VCU	1 1	142 A	San Jose St.	0 2
									142 H	San Jose St.	5 1
									147 H	Incarnate Word	1 2
									150 N	Drexel	2 1
									166 N	IPFW	3 0
									173 A	Grand Canyon	1 1
									198 H	Houston Baptist	1 3
									202 N	Howard	5 0
LAST 10 GAMES											
						173 A	Grand Canyon	1 1	110 A	Air Force	2 4
						57 A	UNLV	2 1	130 A	UMKC	1 0
						142 A	San Jose St.	0 2	142 H	San Jose St.	5 1
						198 H	Houston Baptist	1 3	136 H	Sacramento St.	5 0
						147 H	Incarnate Word	1 2	52 A	CSUN	1 2

Non-Div. I Games:

Bakersfield

Average RPI Win: 147		WON-LOST RECORD		WINNING PCT. RANK		LAST 10 GAMES		STRENGTH OF SCHEDULE		OPP. STRENGTH OF SCHEDULE		TEAM RPI		ADJ RPI		CONF. RPI		ADJ CONF. RPI	
DIV. I ONLY		4-8-4		.375 153		3-6-1		114		86		153		.45431 140		12		12	
DIV. I NON-CONF.		1-5-3		.27778 172		0-3-0		91		85		140		.46264 135		8		9	
TOTALS		RPI 1-25		RPI 26-50		W-L RECORDS		RPI 51-100		RPI 101-150		RPI 150+							
4-8-4		0-1-0		0-2-0		OVERALL		1-3-2		1-2-2		2-0-0							
3-3-3		0-1-0		0-0-0		HOME		0-1-2		1-1-1		2-0-0							
1-5-1		0-0-0		0-2-0		AWAY		1-2-0		0-1-1		0-0-0							
0-0-0		0-0-0		0-0-0		NEUTRAL		0-0-0		0-0-0		0-0-0							
1-5-3		0-1-0		0-1-0		NON-CONFERENCE		0-1-1		0-2-2		1-0-0							
1-2-2		0-1-0		0-0-0		HOME		0-0-1		0-1-1		1-0-0							
0-3-1		0-0-0		0-0-		AWAY		0-1-0		0-1-1		0-0-0							
0-0-0		0-0-0		0-0-0		NEUTRAL		0-0-0		0-0-0		0-0-0							
3-3-1		0-0-0		0-1-0		CONFERENCE		1-2-1		1-0-0		1-0-0							
2-1-1		0-0-0		0-0-0		HOME		0-1-1		1-0-0		1-0-0							
1-2-0		0-0-0		0-1-0		AWAY		1-1-0		0-0-0		0-0-0							
0-0-0		0-0-0		0-0-0		NEUTRAL		0-0-0		0-0-0		0-0-0							
RPI	S	Opponent		Score		RPI	S	Opponent		Score		RPI	S	Opponent		Score			
11	H	Washington		1	2	41	A	Oregon St.		0	2	56	A	South Fla.		0	2		
						45	A	San Francisco		2	3	62	H	San Diego		0	2		
												63	H	Loyola Marymount		0	0		
												64	A	St. Mary's (CA)		5	1		
												82	H	Duquesne		1	1		
												95	A	Santa Clara		1	2		
														Siena		1	2		
														FGCU		0	0		
														Denver		1	2		
														Evansville		1	1		
														Gonzaga		1	0		
														UCF		1	0		
														Pacific		5	2		
LAST 10 GAMES																			
						62	H	San Diego		0	2	200	H	Pacific		5	2		
						63	H	Loyola Marymount		0	0	64	A	St. Mary's (CA)		5	1		
						95	A	Santa Clara		1	2	11	H	Washington		1	2		
						45	A	San Francisco		2	3	120	A	Denver		1	2		
						143	H	Gonzaga		1	0	41	A	Oregon St.		0	2		

Non-Div. I Games:

Portland

Average RPI Win: 172		WON-LOST	WINNING	LAST 10	STRENGTH OF		OPP. STRENGTH	TEAM	ADJ	CONF.	ADJ CONF.
Average RPI Loss: 98		RECORD	PCT. RANK	GAMES	SCHEDULE		OF SCHEDULE	RPI	RPI	RPI	RPI
DIV. I ONLY		8-8-1	.5	105	6-3-1		169	161	138	.45362	141
DIV. I NON-CONF.		4-7-0	.36364	155	2-2-0		121	170	121	.46746	130
TOTALS		RPI 1-25	RPI 26-50		W-L RECORDS		RPI 51-100		RPI 101-150		RPI 150+
8-8-1		0-0-0	0-1-0		OVERALL		0-3-0		0-3-1		8-1-0
4-2-1		0-0-0	0-0-0		HOME		0-0-0		0-1-1		4-1-0
2-6-0		0-0-0	0-1-0		AWAY		0-3-0		0-2-0		2-0-0
2-0-0		0-0-0	0-0-0		NEUTRAL		0-0-0		0-0-0		2-0-0
4-7-0		0-0-0	0-1-0		NON-CONFERENCE		0-2-0		0-3-0		4-1-0
2-2-0		0-0-0	0-0-0		HOME		0-0-0		0-1-0		2-1-0
0-5-0		0-0-0	0-0-		AWAY		0-2-0		0-2-0		0-0-0
2-0-0		0-0-0	0-0-0		NEUTRAL		0-0-0		0-0-0		2-0-0
4-1-1		0-0-0	0-0-0		CONFERENCE		0-1-0		0-0-1		4-0-0
2-0-1		0-0-0	0-0-0		HOME		0-0-0		0-0-1		2-0-0
2-1-0		0-0-0	0-0-0		AWAY		0-1-0		0-0-0		2-0-0
0-0-0		0-0-0	0-0-0		NEUTRAL		0-0-0		0-0-0		0-0-0
RPI S	Opponent	Score	RPI S	Opponent	Score	RPI S	Opponent	Score	RPI S	Opponent	Score
			31 A	Dartmouth	0 4	60 A	UMBC	1 2	101 A	Northeastern	1 2
						66 A	Seton Hall	0 2	115 A	Bryant	0 1
						83 A	Monmouth	0 5	128 H	Vermont	0 0
									148 H	Fairfield	0 1
									155 N	St. Francis Brooklyn	3 1
									157 H	Binghamton	2 1
									160 H	NJIT	3 1
									170 N	La Salle	2 0
									172 A	New Hampshire	1 0
									176 H	Albany (NY)	1 0
									178 H	Central Conn. St.	0 1
									185 A	Stony Brook	2 1
									203 H	Sacred Heart	2 0
LAST 10 GAMES											
			172 A	New Hampshire	1 0	176 H	Albany (NY)	1 0			
			157 H	Binghamton	2 1	60 A	UMBC	1 2			
			160 H	NJIT	3 1	203 H	Sacred Heart	2 0			
			185 A	Stony Brook	2 1	148 H	Fairfield	0 1			
			128 H	Vermont	0 0	31 A	Dartmouth	0 4			

Non-Div. I Games:

UMass Lowell

Average RPI Win:		167	WON-LOST RECORD		WINNING PCT. RANK		LAST 10 GAMES		STRENGTH OF SCHEDULE		OPP. STRENGTH OF SCHEDULE		TEAM RPI		ADJ RPI		CONF. RPI		ADJ CONF. RPI	
DIV. I ONLY			6-8-2		.4375 129		4-4-2		146		142		150		.4532 142		15		15	
DIV. I NON-CONF.			2-6-0		.25 174		0-2-0		163		91		149		.45461 139		18		17	
TOTALS		RPI 1-25		RPI 26-50		W-L RECORDS		RPI 51-100		RPI 101-150		RPI 150+								
6-8-2		0-1-0		0-1-0		OVERALL		0-2-1		2-4-1		4-0-0								
4-2-0		0-0-0		0-1-0		HOME		0-0-0		1-1-0		3-0-0								
2-5-2		0-1-0		0-0-0		AWAY		0-1-1		1-3-1		1-0-0								
0-1-0		0-0-0		0-0-0		NEUTRAL		0-1-0		0-0-0		0-0-0								
2-6-0		0-1-0		0-1-0		NON-CONFERENCE		0-2-0		0-2-0		2-0-0								
2-1-0		0-0-0		0-1-0		HOME		0-0-0		0-0-0		2-0-0								
0-4-0		0-1-0		0-0-		AWAY		0-1-0		0-2-0		0-0-0								
0-1-0		0-0-0		0-0-0		NEUTRAL		0-1-0		0-0-0		0-0-0								
4-2-2		0-0-0		0-0-0		CONFERENCE		0-0-1		2-2-1		2-0-0								
2-1-0		0-0-0		0-0-0		HOME		0-0-0		1-1-0		1-0-0								
2-1-2		0-0-0		0-0-0		AWAY		0-0-1		1-1-1		1-0-0								
0-0-0		0-0-0		0-0-0		NEUTRAL		0-0-0		0-0-0		0-0-0								
RPI	S	Opponent		Score		RPI	S	Opponent		Score		RPI	S	Opponent		Score				
6	A	Stanford		0 2		45	H	San Francisco		0 3		57	A	UNLV		0 0				
												64	A	St. Mary's (CA)		1 2				
												99	N	Western Ill.		0 1				
														110	A	Air Force 5 1				
														130	A	UMKC 1 1				
														132	A	Bradley 2 3				
														136	A	Sacramento St. 1 2				
														139	A	Bakersfield 1 5				
														139	H	Bakersfield 2 0				
														147	H	Incarnate Word 0 1				
														173	A	Grand Canyon 2 1				
														181	H	Massachusetts 4 1				
														198	H	Houston Baptist 3 1				
														200	H	Pacific 4 0				
LAST 10 GAMES																				
						57	A	UNLV		0 0		130	A	UMKC		1 1				
						173	A	Grand Canyon		2 1		110	A	Air Force		5 1				
						139	H	Bakersfield		2 0		139	A	Bakersfield		1 5				
						147	H	Incarnate Word		0 1		45	H	San Francisco		0 3				
						198	H	Houston Baptist		3 1		64	A	St. Mary's (CA)		1 2				

Non-Div. I Games:

San Jose St.

Average RPI Win:		117	WON-LOST RECORD		WINNING PCT. RANK		LAST 10 GAMES		STRENGTH OF SCHEDULE		OPP. STRENGTH OF SCHEDULE		TEAM RPI		ADJ RPI		CONF. RPI		ADJ CONF. RPI				
DIV. I ONLY			3-11-1		.23333 187		3-6-1		27		85		148		.45293 143		12		12				
DIV. I NON-CONF.			1-7-0		.125 196		1-2-0		4		56		98		.49364 99		8		9				
TOTALS		RPI 1-25		RPI 26-50				W-L RECORDS		RPI 51-100				RPI 101-150				RPI 150+					
3-11-1		0-3-0		0-3-0				OVERALL		2-2-1				0-2-0				1-1-0					
1-3-1		0-1-0		0-0-0				HOME		1-2-1				0-0-0				0-0-0					
2-8-0		0-2-0		0-3-0				AWAY		1-0-0				0-2-0				1-1-0					
0-0-0		0-0-0		0-0-0				NEUTRAL		0-0-0				0-0-0				0-0-0					
1-7-0		0-3-0		0-2-0				NON-CONFERENCE		1-0-0				0-1-0				0-1-0					
1-1-0		0-1-0		0-0-0				HOME		1-0-0				0-0-0				0-0-0					
0-6-0		0-2-0		0-0-				AWAY		0-0-0				0-1-0				0-1-0					
0-0-0		0-0-0		0-0-0				NEUTRAL		0-0-0				0-0-0				0-0-0					
2-4-1		0-0-0		0-1-0				CONFERENCE		1-2-1				0-1-0				1-0-0					
0-2-1		0-0-0		0-0-0				HOME		0-2-1				0-0-0				0-0-0					
2-2-0		0-0-0		0-1-0				AWAY		1-0-0				0-1-0				1-0-0					
0-0-0		0-0-0		0-0-0				NEUTRAL		0-0-0				0-0-0				0-0-0					
RPI	S	Opponent		Score		RPI	S	Opponent		Score		RPI	S	Opponent		Score		RPI	S	Opponent		Score	
5	A	California		0	1	45	A	San Francisco		1	2	57	H	UNLV		4	2	119	A	Utah Valley		0	2
6	A	Stanford		0	3	46	A	Marquette		0	2	62	H	San Diego		0	2	140	A	Portland		0	1
11	H	Washington		0	4	48	A	Seattle		0	1	63	H	Loyola Marymount		0	0	167	A	Milwaukee		1	2
												64	H	St. Mary's (CA)		0	1	200	A	Pacific		4	3
												95	A	Santa Clara		2	1						
LAST 10 GAMES																							
						63	H	Loyola Marymount		0	0	64	H	St. Mary's (CA)		0	1						
						62	H	San Diego		0	2	200	A	Pacific		4	3						
						45	A	San Francisco		1	2	48	A	Seattle		0	1						
						95	A	Santa Clara		2	1	6	A	Stanford		0	3						
						140	A	Portland		0	1	57	H	UNLV		4	2						

Non-Div. I Games:

Gonzaga

Average RPI Win:	132	WON-LOST RECORD	WINNING PCT. RANK	LAST 10 GAMES	STRENGTH OF SCHEDULE	OPP. STRENGTH OF SCHEDULE	TEAM RPI	ADJ RPI	CONF. RPI	ADJ CONF. RPI			
DIV. I ONLY		7-6-2	.53333	94	5-4-1	175	169	134	.45267	144	22	22	
DIV. I NON-CONF.		3-4-2	.44444	134	1-2-1	174	111	137	.45354	141	23	23	
<hr/>													
TOTALS	RPI 1-25	RPI 26-50		W-L RECORDS		RPI 51-100		RPI 101-150		RPI 150+			
7-6-2	0-0-0	1-0-0		OVERALL		2-2-0		0-2-1		4-2-1			
4-1-1	0-0-0	0-0-0		HOME		0-0-0		0-1-1		4-0-0			
2-5-1	0-0-0	0-0-0		AWAY		2-2-0		0-1-0		0-2-1			
1-0-0	0-0-0	1-0-0		NEUTRAL		0-0-0		0-0-0		0-0-0			
<hr/>													
3-4-2	0-0-0	1-0-0		NON-CONFERENCE		1-2-0		0-1-1		1-1-1			
1-1-1	0-0-0	0-0-0		HOME		0-0-0		0-1-1		1-0-0			
1-3-1	0-0-0	0-0-		AWAY		1-2-0		0-0-0		0-1-1			
1-0-0	0-0-0	1-0-0		NEUTRAL		0-0-0		0-0-0		0-0-0			
<hr/>													
4-2-0	0-0-0	0-0-0		CONFERENCE		1-0-0		0-1-0		3-1-0			
3-0-0	0-0-0	0-0-0		HOME		0-0-0		0-0-0		3-0-0			
1-2-0	0-0-0	0-0-0		AWAY		1-0-0		0-1-0		0-1-0			
0-0-0	0-0-0	0-0-0		NEUTRAL		0-0-0		0-0-0		0-0-0			
<hr/>													
RPI	S	Opponent	Score	RPI	S	Opponent	Score	RPI	S	Opponent	Score		
				37	N	Elon	3 2	51	A	Duke	2 8		
								85	A	Lehigh	0 1		
								87	A	Lipscomb	3 1		
								98	A	FIU	2 1		
										116	A	FGCU	0 1
										122	H	Loyola Maryland	1 1
										149	H	Campbell	1 3
										158	H	North Florida	6 0
										165	H	Ga. Southern	5 2
										170	A	La Salle	2 3
										171	A	Northern Ky.	0 1
										187	A	Fla. Atlantic	1 1
										188	H	Jacksonville	1 0
										193	H	USC Upstate	3 2
<hr/>													
LAST 10 GAMES													
				171	A	Northern Ky.	0 1	116	A	FGCU	0 1		
				188	H	Jacksonville	1 0	158	H	North Florida	6 0		
				193	H	USC Upstate	3 2	170	A	La Salle	2 3		
				87	A	Lipscomb	3 1	85	A	Lehigh	0 1		
				165	H	Ga. Southern	5 2	122	H	Loyola Maryland	1 1		

Non-Div. I Games:

Stetson

Average RPI Win: 136		WON-LOST	WINNING	LAST 10	STRENGTH OF		OPP. STRENGTH	TEAM	ADJ	CONF.	ADJ CONF.
Average RPI Loss: 110		RECORD	PCT. RANK	GAMES	SCHEDULE		OF SCHEDULE	RPI	RPI	RPI	RPI
DIV. I ONLY		6-7-2	.46667	123	4-5-1		138	154	140	.45102	145
DIV. I NON-CONF.		4-5-1	.45	129	2-3-0		152	147	144	.44808	147
TOTALS		RPI 1-25	RPI 26-50		W-L RECORDS		RPI 51-100		RPI 101-150		RPI 150+
6-7-2		0-0-0	0-1-0		OVERALL		2-2-0		3-2-1		1-2-1
4-1-1		0-0-0	0-0-0		HOME		1-0-0		2-1-1		1-0-0
2-6-1		0-0-0	0-1-0		AWAY		1-2-0		1-1-0		0-2-1
0-0-0		0-0-0	0-0-0		NEUTRAL		0-0-0		0-0-0		0-0-0
4-5-1		0-0-0	0-1-0		NON-CONFERENCE		1-2-0		2-1-0		1-1-1
3-1-0		0-0-0	0-0-0		HOME		1-0-0		1-1-0		1-0-0
1-4-1		0-0-0	0-0-		AWAY		0-2-0		1-0-0		0-1-1
0-0-0		0-0-0	0-0-0		NEUTRAL		0-0-0		0-0-0		0-0-0
2-2-1		0-0-0	0-0-0		CONFERENCE		1-0-0		1-1-1		0-1-0
1-0-1		0-0-0	0-0-0		HOME		0-0-0		1-0-1		0-0-0
1-2-0		0-0-0	0-0-0		AWAY		1-0-0		0-1-0		0-1-0
0-0-0		0-0-0	0-0-0		NEUTRAL		0-0-0		0-0-0		0-0-0
RPI	S	Opponent	Score	RPI	S	Opponent	Score	RPI	S	Opponent	Score
40	A	Tulsa	1 4	79	A	Missouri St.	0 2	107	H	Memphis	0 3
				79	H	Missouri St.	1 0	120	A	Denver	0 4
				84	A	SMU	0 2	121	H	Omaha	0 0
				99	A	Western Ill.	2 0	146	H	IUPUI	2 1
								147	A	Incarnate Word	2 1
								147	H	Incarnate Word	3 2
								166	A	IPFW	0 1
								175	A	Central Ark.	2 4
								198	A	Houston Baptist	1 1
								198	H	Houston Baptist	4 3
LAST 10 GAMES											
99	A	Western Ill.	2 0	79	A	Missouri St.	0 2	121	H	Omaha	0 0
175	A	Central Ark.	2 4	147	H	Incarnate Word	3 2	120	A	Denver	0 4
146	H	IUPUI	2 1	198	H	Houston Baptist	4 3				
107	H	Memphis	0 3								
166	A	IPFW	0 1								

Non-Div. I Games:

Oral Roberts

Average RPI Win:	172	WON-LOST	WINNING	LAST 10	STRENGTH OF	OPP. STRENGTH	TEAM	ADJ	CONF.	ADJ CONF.		
Average RPI Loss:	97	RECORD	PCT. RANK	GAMES	SCHEDULE	OF SCHEDULE	RPI	RPI	RPI	RPI		
DIV. I ONLY		5-7-2	.42857	139	4-4-2	148	147	155	.45066	146	21	21
DIV. I NON-CONF.		3-5-1	.38889	148	2-2-1	100	143	135	.46975	128	20	20
<hr/>												
TOTALS	RPI 1-25	RPI 26-50		W-L RECORDS		RPI 51-100		RPI 101-150		RPI 150+		
5-7-2	0-0-0	0-0-0		OVERALL		0-4-2		1-2-0		4-1-0		
4-2-1	0-0-0	0-0-0		HOME		0-2-1		1-0-0		3-0-0		
1-5-1	0-0-0	0-0-0		AWAY		0-2-1		0-2-0		1-1-0		
0-0-0	0-0-0	0-0-0		NEUTRAL		0-0-0		0-0-0		0-0-0		
3-5-1	0-0-0	0-0-0		NON-CONFERENCE		0-4-1		0-1-0		3-0-0		
2-2-0	0-0-0	0-0-0		HOME		0-2-0		0-0-0		2-0-0		
1-3-1	0-0-0	0-0-		AWAY		0-2-1		0-1-0		1-0-0		
0-0-0	0-0-0	0-0-0		NEUTRAL		0-0-0		0-0-0		0-0-0		
2-2-1	0-0-0	0-0-0		CONFERENCE		0-0-1		1-1-0		1-1-0		
2-0-1	0-0-0	0-0-0		HOME		0-0-1		1-0-0		1-0-0		
0-2-0	0-0-0	0-0-0		AWAY		0-0-0		0-1-0		0-1-0		
0-0-0	0-0-0	0-0-0		NEUTRAL		0-0-0		0-0-0		0-0-0		
RPI	S	Opponent	Score	RPI	S	Opponent	Score	RPI	S	Opponent	Score	
						54 A Butler	0 1	103 A Wright St.	2 3			
						59 H Dayton	0 5	120 H Denver	1 0			
						70 A Bowling Green	0 2	145 A Oral Roberts	1 2			
						81 H Valparaiso	1 3	166 A IPFW	0 4			
						86 A Western Mich.	2 2	168 H Cincinnati	3 2			
						99 H Western Ill.	1 1	171 H Northern Ky.	2 0			
								198 A Houston Baptist	3 1			
								201 H Eastern Ill.	2 1			
<hr/>												
LAST 10 GAMES												
						120 H Denver	1 0	81 H Valparaiso	1 3			
						99 H Western Ill.	1 1	86 A Western Mich.	2 2			
						145 A Oral Roberts	1 2	166 A IPFW	0 4			
						168 H Cincinnati	3 2	171 H Northern Ky.	2 0			
						201 H Eastern Ill.	2 1	59 H Dayton	0 5			

Non-Div. I Games:

IUPUI

Average RPI Win: 158		WON-LOST RECORD		WINNING PCT. RANK		LAST 10 GAMES		STRENGTH OF SCHEDULE		OPP. STRENGTH OF SCHEDULE		TEAM RPI		ADJ RPI		CONF. RPI		ADJ CONF. RPI	
DIV. I ONLY		6-8-1		.43333 136		6-3-1		129		177		144		.45045 147		15		15	
DIV. I NON-CONF.		1-6-0		.14286 193		1-1-0		117		146		139		.45382 140		18		17	
TOTALS		RPI 1-25		RPI 26-50		W-L RECORDS		RPI 51-100		RPI 101-150		RPI 150+							
6-8-1		0-0-0		0-2-0		OVERALL		1-2-0		2-3-1		3-1-0							
2-2-0		0-0-0		0-0-0		HOME		0-1-0		0-1-0		2-0-0							
4-5-1		0-0-0		0-1-0		AWAY		1-1-0		2-2-1		1-1-0							
0-1-0		0-0-0		0-1-0		NEUTRAL		0-0-0		0-0-0		0-0-0							
1-6-0		0-0-0		0-1-0		NON-CONFERENCE		1-1-0		0-3-0		0-1-0							
0-1-0		0-0-0		0-0-0		HOME		0-0-0		0-1-0		0-0-0							
1-4-0		0-0-0		0-0-		AWAY		1-1-0		0-2-0		0-1-0							
0-1-0		0-0-0		0-1-0		NEUTRAL		0-0-0		0-0-0		0-0-0							
5-2-1		0-0-0		0-1-0		CONFERENCE		0-1-0		2-0-1		3-0-0							
2-1-0		0-0-0		0-0-0		HOME		0-1-0		0-0-0		2-0-0							
3-1-1		0-0-0		0-1-0		AWAY		0-0-0		2-0-1		1-0-0							
0-0-0		0-0-0		0-0-0		NEUTRAL		0-0-0		0-0-0		0-0-0							
RPI S	Opponent	Score		RPI S	Opponent	Score		RPI S	Opponent	Score		RPI S	Opponent	Score					
39 N	Radford	0	1	57 H	UNLV	2	3	102 A	High Point	1	2								
48 A	Seattle	0	3	79 A	Missouri St.	0	1	119 A	Utah Valley	1	1								
				97 A	Oakland	2	1	139 A	Bakersfield	2	1								
								142 A	San Jose St.	1	0								
								145 A	Oral Roberts	2	3								
								145 H	Oral Roberts	1	2								
								173 H	Grand Canyon	3	1								
								175 A	Central Ark.	1	2								
								198 A	Houston Baptist	2	0								
								198 H	Houston Baptist	3	0								
LAST 10 GAMES																			
48 A	Seattle	0	3	139 A	Bakersfield	2	1												
119 A	Utah Valley	1	1	198 A	Houston Baptist	2	0												
173 H	Grand Canyon	3	1	198 H	Houston Baptist	3	0												
57 H	UNLV	2	3	145 A	Oral Roberts	2	3												
142 A	San Jose St.	1	0	97 A	Oakland	2	1												

Non-Div. I Games:

Incarnate Word

Average RPI Win:	155	WON-LOST	WINNING	LAST 10	STRENGTH OF	OPP. STRENGTH	TEAM	ADJ	CONF.	ADJ CONF.	
Average RPI Loss:	153	RECORD	PCT. RANK	GAMES	SCHEDULE	OF SCHEDULE	RPI	RPI	RPI	RPI	
DIV. I ONLY	7-3-6	.625	50	4-1-5	192	139	133	.45001	148	14	14
DIV. I NON-CONF.	3-2-2	.57143	76	0-0-1	204	121	169	.41499	176	21	21
TOTALS	RPI 1-25	RPI 26-50	W-L RECORDS		RPI 51-100	RPI 101-150		RPI 150+			
7-3-6	0-0-0	0-0-0	OVERALL		1-0-3	2-1-1		4-2-2			
3-0-3	0-0-0	0-0-0	HOME		0-0-2	0-0-0		3-0-1			
4-2-3	0-0-0	0-0-0	AWAY		1-0-1	2-1-1		1-1-1			
0-1-0	0-0-0	0-0-0	NEUTRAL		0-0-0	0-0-0		0-1-0			
3-2-2	0-0-0	0-0-0	NON-CONFERENCE		0-0-1	2-0-0		1-2-1			
1-0-1	0-0-0	0-0-0	HOME		0-0-1	0-0-0		1-0-0			
2-1-1	0-0-0	0-0-	AWAY		0-0-0	2-0-0		0-1-1			
0-1-0	0-0-0	0-0-0	NEUTRAL		0-0-0	0-0-0		0-1-0			
4-1-4	0-0-0	0-0-0	CONFERENCE		1-0-2	0-1-1		3-0-1			
2-0-2	0-0-0	0-0-0	HOME		0-0-1	0-0-0		2-0-1			
2-1-2	0-0-0	0-0-0	AWAY		1-0-1	0-1-1		1-0-0			
0-0-0	0-0-0	0-0-0	NEUTRAL		0-0-0	0-0-0		0-0-0			
RPI S	Opponent	Score	RPI S	Opponent	Score	RPI S	Opponent	Score	RPI S	Opponent	Score
						76 H	Brown	0 0	105 A	Rider	0 3
						83 A	Monmouth	0 0	106 A	Siena	0 0
						90 A	Canisius	1 0	117 A	Army	1 0
						92 H	Iona	1 1	141 A	UMass Lowell	1 0
									151 H	Marist	0 0
									163 H	Niagara	2 0
									172 N	New Hampshire	0 1
									181 A	Massachusetts	1 2
									182 A	Hartwick	0 0
									183 A	Saint Peter's	1 0
									189 H	Manhattan	3 2
									199 H	Yale	1 0

Average RPI Win:		164	WON-LOST RECORD		WINNING PCT. RANK		LAST 10 GAMES		STRENGTH OF SCHEDULE		OPP. STRENGTH OF SCHEDULE		TEAM RPI		ADJ RPI		CONF. RPI		ADJ CONF. RPI			
DIV. I ONLY			5-10-0		.33333	170	2-8-0		77		121		143		.44835		149		20		20	
DIV. I NON-CONF.			3-5-0		.375	153	0-3-0		26		92		94		.49224		101		15		16	
TOTALS		RPI 1-25		RPI 26-50		W-L RECORDS		RPI 51-100		RPI 101-150		RPI 150+										
5-10-0		0-4-0		0-3-0		OVERALL		0-0-0		2-1-0		3-2-0										
2-6-0		0-3-0		0-2-0		HOME		0-0-0		1-1-0		1-0-0										
3-4-0		0-1-0		0-1-0		AWAY		0-0-0		1-0-0		2-2-0										
0-0-0		0-0-0		0-0-0		NEUTRAL		0-0-0		0-0-0		0-0-0										
3-5-0		0-3-0		0-1-0		NON-CONFERENCE		0-0-0		2-0-0		1-1-0										
1-3-0		0-2-0		0-1-0		HOME		0-0-0		1-0-0		0-0-0										
2-2-0		0-1-0		0-0-		AWAY		0-0-0		1-0-0		1-1-0										
0-0-0		0-0-0		0-0-0		NEUTRAL		0-0-0		0-0-0		0-0-0										
2-5-0		0-1-0		0-2-0		CONFERENCE		0-0-0		0-1-0		2-1-0										
1-3-0		0-1-0		0-1-0		HOME		0-0-0		0-1-0		1-0-0										
1-2-0		0-0-0		0-1-0		AWAY		0-0-0		0-0-0		1-1-0										
0-0-0		0-0-0		0-0-0		NEUTRAL		0-0-0		0-0-0		0-0-0										
RPI	S	Opponent		Score		RPI	S	Opponent		Score		RPI	S	Opponent		Score						
7	H	Charlotte		1	6	33	H	Davidson		1	3	102	H	High Point		1	2					
13	A	North Carolina		0	3	39	A	Radford		2	3	122	H	Loyola Maryland		1	0					
23	H	UNCW		0	1	49	H	Winthrop		1	3	144	A	Stetson		3	1					
24	H	Coastal Caro.		0	1							159	A	UNC Greensboro		1	0					
												188	A	Jacksonville		0	1					
												192	A	Gardner-Webb		2	1					
												197	A	Longwood		2	4					
												205	H	Presbyterian		3	1					
LAST 10 GAMES																						
49 H Winthrop						1	3	39 A Radford						2	3							
102 H High Point						1	2	13 A North Carolina						0	3							
205 H Presbyterian						3	1	24 H Coastal Caro.						0	1							
192 A Gardner-Webb						2	1	33 H Davidson						1	3							
197 A Longwood						2	4	188 A Jacksonville						0	1							

Non-Div. I Games:

Campbell

Average RPI Win: 129		WON-LOST RECORD	WINNING PCT. RANK	LAST 10 GAMES	STRENGTH OF SCHEDULE	OPP. STRENGTH OF SCHEDULE	TEAM RPI	ADJ RPI	CONF. RPI	ADJ CONF. RPI						
Average RPI Loss: 79																
DIV. I ONLY		5-10-3	.36111	156	3-6-1	116	88	156	.448	150	8	8				
DIV. I NON-CONF.		4-4-2	.5	103	2-0-0	125	115	162	.44561	152	7	8				
<hr/>																
TOTALS		RPI 1-25		RPI 26-50		W-L RECORDS		RPI 51-100		RPI 101-150		RPI 150+				
5-10-3		0-1-0		0-2-1		OVERALL		2-3-0		1-4-0		2-0-2				
3-4-1		0-1-0		0-1-0		HOME		2-1-0		1-1-0		0-0-1				
2-5-2		0-0-0		0-1-1		AWAY		0-2-0		0-2-0		2-0-1				
0-1-0		0-0-0		0-0-0		NEUTRAL		0-0-0		0-1-0		0-0-0				
4-4-2		0-0-0		0-1-1		NON-CONFERENCE		2-1-0		0-2-0		2-0-1				
2-2-0		0-0-0		0-1-0		HOME		2-0-0		0-1-0		0-0-0				
2-1-2		0-0-0		0-1-		AWAY		0-1-0		0-0-0		2-0-1				
0-1-0		0-0-0		0-0-0		NEUTRAL		0-0-0		0-1-0		0-0-0				
1-6-1		0-1-0		0-1-0		CONFERENCE		0-2-0		1-2-0		0-0-1				
1-2-1		0-1-0		0-0-0		HOME		0-1-0		1-0-0		0-0-1				
0-4-0		0-0-0		0-1-0		AWAY		0-1-0		0-2-0		0-0-0				
0-0-0		0-0-0		0-0-0		NEUTRAL		0-0-0		0-0-0		0-0-0				
RPI	S	Opponent	Score		RPI	S	Opponent	Score		RPI	S	Opponent	Score			
23	H	UNCW	0 3		35	A	New Mexico	1	1	58	H	Delaware	0	4		
					37	A	Elon	0	2	65	A	Hofstra	1	2		
					44	H	Princeton	0	1	66	H	Seton Hall	2	0		
										80	H	Villanova	1	0		
										96	A	Penn	0	2		
												101	A	Northeastern	0	1
												104	A	William & Mary	1	3
												112	H	James Madison	2	1
												122	H	Loyola Maryland	0	1
												139	N	Bakersfield	1	2
												154	A	Saint Joseph's	0	0
												162	H	Col. of Charleston	2	2
												190	A	Fairleigh Dickinson	3	0
												195	A	Temple	1	0

Average RPI Win: 142		WON-LOST RECORD	WINNING PCT. RANK		LAST 10 GAMES	STRENGTH OF SCHEDULE		OPP. STRENGTH OF SCHEDULE		TEAM RPI	ADJ RPI		CONF. RPI	ADJ CONF. RPI
Average RPI Loss: 130														
DIV. I ONLY		7-6-4	.52941	100	3-4-3	164		166		136	.44724	151	14	14
DIV. I NON-CONF.		4-2-2	.625	50	0-0-1	182		177		154	.43668	161	21	21
TOTALS		RPI 1-25		RPI 26-50		W-L RECORDS		RPI 51-100		RPI 101-150		RPI 150+		
7-6-4	0-0-0			0-0-0		OVERALL		2-2-1		1-1-2		4-3-1		
3-4-1	0-0-0			0-0-0		HOME		1-2-0		0-1-1		2-1-0		
4-2-3	0-0-0			0-0-0		AWAY		1-0-1		1-0-1		2-2-1		
0-0-0	0-0-0			0-0-0		NEUTRAL		0-0-0		0-0-0		0-0-0		
4-2-2	0-0-0			0-0-0		NON-CONFERENCE		1-0-0		1-0-1		2-2-1		
1-1-1	0-0-0			0-0-0		HOME		1-0-0		0-0-1		0-1-0		
3-1-1	0-0-0			0-0-		AWAY		0-0-0		1-0-0		2-1-1		
0-0-0	0-0-0			0-0-0		NEUTRAL		0-0-0		0-0-0		0-0-0		
3-4-2	0-0-0			0-0-0		CONFERENCE		1-2-1		0-1-1		2-1-0		
2-3-0	0-0-0			0-0-0		HOME		0-2-0		0-1-0		2-0-0		
1-1-2	0-0-0			0-0-0		AWAY		1-0-1		0-0-1		0-1-0		
0-0-0	0-0-0			0-0-0		NEUTRAL		0-0-0		0-0-0		0-0-0		
RPI S	Opponent	Score	RPI S	Opponent	Score	RPI S	Opponent	Score	RPI S	Opponent	Score			
						80 H Villanova	1 0		105 H Rider	0 2				
						83 A Monmouth	0 0		114 A Columbia	3 2				
						88 H Quinnipiac	2 4		117 H Army	1 1				
						90 A Canisius	3 2		148 A Fairfield	0 0				
						92 H Iona	0 2		154 H Saint Joseph's	1 5				
									157 A Binghamton	1 0				
									160 A NJIT	0 1				
									163 H Niagara	3 0				
									172 A New Hampshire	1 1				
									183 A Saint Peter's	1 2				
									189 H Manhattan	2 0				
									203 A Sacred Heart	1 0				
LAST 10 GAMES														
						105 H Rider	0 2	88 H Quinnipiac	2 4					
						163 H Niagara	3 0	92 H Iona	0 2					
						83 A Monmouth	0 0	148 A Fairfield	0 0					
						90 A Canisius	3 2	189 H Manhattan	2 0					
						183 A Saint Peter's	1 2	172 A New Hampshire	1 1					

Non-Div. I Games:

Marist

Average RPI Win:	149	WON-LOST	WINNING	LAST 10	STRENGTH OF	OPP. STRENGTH	TEAM	ADJ	CONF.	ADJ CONF.						
Average RPI Loss:	92	RECORD	PCT. RANK	GAMES	SCHEDULE	OF SCHEDULE	RPI	RPI	RPI	RPI						
DIV. I ONLY	6-9-1	.40625	144	3-6-1	122	164	149	.44696	152	11	11					
DIV. I NON-CONF.	4-5-0	.44444	134	1-2-0	123	173	148	.44474	154	13	10					
<hr/>																
TOTALS	RPI 1-25	RPI 26-50		W-L RECORDS	RPI 51-100		RPI 101-150		RPI 150+							
6-9-1	0-0-0	0-2-0		OVERALL	2-5-0		0-0-0		4-2-1							
2-3-1	0-0-0	0-0-0		HOME	1-2-0		0-0-0		1-1-1							
3-6-0	0-0-0	0-2-0		AWAY	1-3-0		0-0-0		2-1-0							
1-0-0	0-0-0	0-0-0		NEUTRAL	0-0-0		0-0-0		1-0-0							
<hr/>																
4-5-0	0-0-0	0-1-0		NON-CONFERENCE	2-2-0		0-0-0		2-2-0							
1-2-0	0-0-0	0-0-0		HOME	1-1-0		0-0-0		0-1-0							
2-3-0	0-0-0	0-0-		AWAY	1-1-0		0-0-0		1-1-0							
1-0-0	0-0-0	0-0-0		NEUTRAL	0-0-0		0-0-0		1-0-0							
<hr/>																
2-4-1	0-0-0	0-1-0		CONFERENCE	0-3-0		0-0-0		2-0-1							
1-1-1	0-0-0	0-0-0		HOME	0-1-0		0-0-0		1-0-1							
1-3-0	0-0-0	0-1-0		AWAY	0-2-0		0-0-0		1-0-0							
0-0-0	0-0-0	0-0-0		NEUTRAL	0-0-0		0-0-0		0-0-0							
<hr/>																
RPI S	Opponent	Score	RPI S	Opponent	Score	RPI S	Opponent	Score	RPI S	Opponent	Score					
			28 A	George Mason	0 1	55 A	Navy	2 1	154 H	Saint Joseph's	1 1					
			32 A	American	0 2	68 A	Rhode Island	1 2	170 H	La Salle	1 0					
						74 H	Harvard	2 1	179 A	Robert Morris	0 4					
						75 A	Virginia Tech	0 1	183 H	Saint Peter's	0 4					
						77 H	Saint Francis (PA)	1 2	194 A	St. Bonaventure	1 0					
						82 A	Duquesne	0 4	197 A	Longwood	3 2					
						100 H	VCU	0 2	202 N	Howard	4 1					
						<hr/>										
						LAST 10 GAMES										
						100 H	VCU	0 2	170 H	La Salle	1 0					
28 A	George Mason	0 1	68 A	Rhode Island	1 2											
82 A	Duquesne	0 4	179 A	Robert Morris	0 4											
194 A	St. Bonaventure	1 0	197 A	Longwood	3 2											
154 H	Saint Joseph's	1 1	183 H	Saint Peter's	0 4											

Non-Div. I Games:

George Washington

Average RPI Win:		115	WON-LOST RECORD		WINNING PCT. RANK		LAST 10 GAMES		STRENGTH OF SCHEDULE		OPP. STRENGTH OF SCHEDULE		TEAM RPI		ADJ RPI		CONF. RPI		ADJ CONF. RPI				
DIV. I ONLY			3-8-5		.34375 166		1-6-3		62		124		152		.44508 153		7		7				
DIV. I NON-CONF.			3-5-4		.41667 142		1-3-2		80		144		152		.44587 151		9		7				
TOTALS		RPI 1-25		RPI 26-50				W-L RECORDS				RPI 51-100				RPI 101-150				RPI 150+			
3-8-5		0-1-0		0-2-1				OVERALL				1-3-1				2-1-1				0-1-2			
2-3-2		0-1-0		0-2-1				HOME				0-0-0				2-0-0				0-0-1			
0-5-2		0-0-0		0-0-0				AWAY				0-3-0				0-1-1				0-1-1			
1-0-1		0-0-0		0-0-0				NEUTRAL				1-0-1				0-0-0				0-0-0			
3-5-4		0-1-0		0-1-0				NON-CONFERENCE				1-2-1				2-1-1				0-0-2			
2-2-1		0-1-0		0-1-0				HOME				0-0-0				2-0-0				0-0-1			
0-3-2		0-0-0		0-0-				AWAY				0-2-0				0-1-1				0-0-1			
1-0-1		0-0-0		0-0-0				NEUTRAL				1-0-1				0-0-0				0-0-0			
0-3-1		0-0-0		0-1-1				CONFERENCE				0-1-0				0-0-0				0-1-0			
0-1-1		0-0-0		0-1-1				HOME				0-0-0				0-0-0				0-0-0			
0-2-0		0-0-0		0-0-0				AWAY				0-1-0				0-0-0				0-1-0			
0-0-0		0-0-0		0-0-0				NEUTRAL				0-0-0				0-0-0				0-0-0			
RPI	S	Opponent		Score		RPI	S	Opponent		Score		RPI	S	Opponent		Score		RPI	S	Opponent		Score	
22	H	Northwestern		0	2	27	H	Akron		1	2	65	N	Hofstra		0	0	111	A	Cal Poly		1	4
						36	H	West Virginia		1	1	84	A	SMU		0	2	125	H	Ill.-Chicago		1	0
						46	H	Marquette		0	2	86	A	Western Mich.		0	3	127	A	Loyola Chicago		0	0
												88	N	Quinnipiac		3	0	133	H	SIUE		4	1
												95	A	Santa Clara		0	1	156	A	Buffalo		1	2
																		167	A	Milwaukee		2	2
																		186	H	Green Bay		2	2
LAST 10 GAMES																							
						27	H	Akron		1	2	22	H	Northwestern		0	2						
						156	A	Buffalo		1	2	127	A	Loyola Chicago		0	0						
						133	H	SIUE		4	1	84	A	SMU		0	2						
						86	A	Western Mich.		0	3	167	A	Milwaukee		2	2						
						36	H	West Virginia		1	1	46	H	Marquette		0	2						

Average RPI Win:	165	WON-LOST RECORD	WINNING PCT. RANK	LAST 10 GAMES	STRENGTH OF SCHEDULE	OPP. STRENGTH OF SCHEDULE	TEAM RPI	ADJ RPI	CONF. RPI	ADJ CONF. RPI								
DIV. I ONLY	7-5-4	.5625	84	4-4-2	191	165	147	.44231	154	11	11							
DIV. I NON-CONF.	5-2-3	.65	44	2-1-1	135	176	119	.47591	121	13	10							
<hr/>																		
TOTALS	RPI 1-25	RPI 26-50		W-L RECORDS	RPI 51-100		RPI 101-150		RPI 150+									
7-5-4	0-0-0	0-0-0		OVERALL	0-2-0		1-2-2		6-1-2									
3-3-3	0-0-0	0-0-0		HOME	0-1-0		1-1-2		2-1-1									
4-2-1	0-0-0	0-0-0		AWAY	0-1-0		0-1-0		4-0-1									
0-0-0	0-0-0	0-0-0		NEUTRAL	0-0-0		0-0-0		0-0-0									
<hr/>																		
5-2-3	0-0-0	0-0-0		NON-CONFERENCE	0-1-0		1-1-2		4-0-1									
3-1-3	0-0-0	0-0-0		HOME	0-0-0		1-1-2		2-0-1									
2-1-0	0-0-0	0-0-		AWAY	0-1-0		0-0-0		2-0-0									
0-0-0	0-0-0	0-0-0		NEUTRAL	0-0-0		0-0-0		0-0-0									
<hr/>																		
2-3-1	0-0-0	0-0-0		CONFERENCE	0-1-0		0-1-0		2-1-1									
0-2-0	0-0-0	0-0-0		HOME	0-1-0		0-0-0		0-1-0									
2-1-1	0-0-0	0-0-0		AWAY	0-0-0		0-1-0		2-0-1									
0-0-0	0-0-0	0-0-0		NEUTRAL	0-0-0		0-0-0		0-0-0									
<hr/>																		
RPI S	Opponent	Score	RPI S	Opponent	Score	RPI S	Opponent	Score	RPI S	Opponent	Score							
						68 H	Rhode Island	0	2	105 H	Rider	1	1					
						96 A	Penn	1	2	106 H	Siena	1	0					
											117 H	Army	0	1				
											138 A	Fordham	0	2				
											150 H	Drexel	0	0				
											151 A	Marist	5	1				
											152 A	George Washington	1	1				
											155 H	St. Francis Brooklyn	1	0				
											160 H	NJIT	0	0				
											169 A	LIU Brooklyn	4	3				
											170 H	La Salle	0	1				
											181 A	Massachusetts	1	0				
											194 A	St. Bonaventure	2	1				
											202 H	Howard	1	0				
						<hr/>												
									LAST 10 GAMES									
									194 A St. Bonaventure			2	1	181 A Massachusetts			1	0
									68 H Rhode Island			0	2	96 A Penn			1	2
									170 H La Salle			0	1	160 H NJIT			0	0
									152 A George Washington			1	1	106 H Siena			1	0
			138 A Fordham			0	2	151 A Marist			5	1						

Non-Div. I Games:

Saint Joseph's

Average RPI Win:	167	WON-LOST RECORD	WINNING PCT. RANK	LAST 10 GAMES	STRENGTH OF SCHEDULE	OPP. STRENGTH OF SCHEDULE	TEAM RPI	ADJ RPI	CONF. RPI	ADJ CONF. RPI				
Average RPI Loss:	138													
DIV. I ONLY	8-5-4	.58824	69	6-1-3	198	191	151	.4376	155	23	23			
DIV. I NON-CONF.	5-4-2	.54545	99	3-0-1	189	178	146	.44318	156	22	22			
<hr/>														
TOTALS	RPI 1-25	RPI 26-50		W-L RECORDS	RPI 51-100		RPI 101-150		RPI 150+					
8-5-4	0-0-0	0-0-0		OVERALL	0-1-0		2-2-1		6-2-3					
5-1-0	0-0-0	0-0-0		HOME	0-0-0		1-0-0		4-1-0					
3-3-4	0-0-0	0-0-0		AWAY	0-1-0		1-1-1		2-1-3					
0-1-0	0-0-0	0-0-0		NEUTRAL	0-0-0		0-1-0		0-0-0					
5-4-2	0-0-0	0-0-0		NON-CONFERENCE	0-0-0		2-2-0		3-2-2					
3-1-0	0-0-0	0-0-0		HOME	0-0-0		1-0-0		2-1-0					
2-2-2	0-0-0	0-0-		AWAY	0-0-0		1-1-0		1-1-2					
0-1-0	0-0-0	0-0-0		NEUTRAL	0-0-0		0-1-0		0-0-0					
3-1-2	0-0-0	0-0-0		CONFERENCE	0-1-0		0-0-1		3-0-1					
2-0-0	0-0-0	0-0-0		HOME	0-0-0		0-0-0		2-0-0					
1-1-2	0-0-0	0-0-0		AWAY	0-1-0		0-0-1		1-0-1					
0-0-0	0-0-0	0-0-0		NEUTRAL	0-0-0		0-0-0		0-0-0					
RPI S	Opponent	Score	RPI S	Opponent	Score	RPI S	Opponent	Score	RPI S	Opponent	Score			
						77 A Saint Francis (PA)	0	1	105 H Rider	2	0			
						115 A Bryant	1	1						
						117 A Army	2	0						
						128 A Vermont	1	2						
						141 N UMass Lowell	1	3						
						154 A Saint Joseph's	0	1						
						160 H NJIT	2	0						
						161 A Lafayette	2	2						
						176 A Albany (NY)	0	0						
						178 H Central Conn. St.	1	0						
						179 A Robert Morris	1	1						
						183 A Saint Peter's	2	0						
						189 H Manhattan	0	1						
						190 H Fairleigh Dickinson	1	0						
						202 H Howard	3	0						
						203 A Sacred Heart	2	1						
						LAST 10 GAMES								
						190 H Fairleigh Dickinson	1	0	203 A Sacred Heart	2	1			
						115 A Bryant	1	1	160 H NJIT	2	0			
						178 H Central Conn. St.	1	0	176 A Albany (NY)	0	0			
179 A Robert Morris	1	1	105 H Rider	2	0									
77 A Saint Francis (PA)	0	1	183 A Saint Peter's	2	0									

Non-Div. I Games:

St. Francis Brooklyn

Average RPI Win: 139		WON-LOST	WINNING	LAST 10	STRENGTH OF		OPP. STRENGTH	TEAM	ADJ		CONF.	ADJ CONF.
Average RPI Loss: 93		RECORD	PCT. RANK	GAMES	SCHEDULE		OF SCHEDULE	RPI	RPI		RPI	RPI
DIV. I ONLY		4-9-2	.33333	170	3-4-2		119	117	160		.43727	156
DIV. I NON-CONF.		3-8-0	.27273	173	2-3-0		143	113	173		.42447	172
TOTALS		RPI 1-25	RPI 26-50		W-L RECORDS		RPI 51-100		RPI 101-150		RPI 150+	
4-9-2		0-0-0	0-1-0		OVERALL		1-5-2		1-1-0		2-2-0	
4-1-1		0-0-0	0-0-0		HOME		1-0-1		1-1-0		2-0-0	
0-8-1		0-0-0	0-1-0		AWAY		0-5-1		0-0-0		0-2-0	
0-0-0		0-0-0	0-0-0		NEUTRAL		0-0-0		0-0-0		0-0-0	
3-8-0		0-0-0	0-0-0		NON-CONFERENCE		1-5-0		1-1-0		1-2-0	
3-1-0		0-0-0	0-0-0		HOME		1-0-0		1-1-0		1-0-0	
0-7-0		0-0-0	0-0-		AWAY		0-5-0		0-0-0		0-2-0	
0-0-0		0-0-0	0-0-0		NEUTRAL		0-0-0		0-0-0		0-0-0	
1-1-2		0-0-0	0-1-0		CONFERENCE		0-0-2		0-0-0		1-0-0	
1-0-1		0-0-0	0-0-0		HOME		0-0-1		0-0-0		1-0-0	
0-1-1		0-0-0	0-1-0		AWAY		0-0-1		0-0-0		0-0-0	
0-0-0		0-0-0	0-0-0		NEUTRAL		0-0-0		0-0-0		0-0-0	
RPI S	Opponent	Score	RPI S	Opponent	Score	RPI S	Opponent	Score	RPI S	Opponent	Score	
			36 A	West Virginia	0 3	61 A	Cornell	0 5	113 H	Bucknell	0 2	
						62 A	San Diego	1 4	115 H	Bryant	3 2	
						70 A	Bowling Green	1 1	153 H	Northern Ill.	2 1	
						73 A	San Diego St.	0 1	161 A	Lafayette	0 1	
						82 A	Duquesne	0 3	163 A	Niagara	1 2	
						86 H	Western Mich.	2 2	194 H	St. Bonaventure	4 0	
						90 A	Canisius	0 1				
						93 H	Detroit	3 2				
LAST 10 GAMES												
			36 A	West Virginia	0 3	86 H	Western Mich.	2 2				
			153 H	Northern Ill.	2 1	61 A	Cornell	0 5				
			194 H	St. Bonaventure	4 0	82 A	Duquesne	0 3				
			70 A	Bowling Green	1 1	93 H	Detroit	3 2				
			161 A	Lafayette	0 1	90 A	Canisius	0 1				

Non-Div. I Games: Houghton 2 0

Buffalo

Average RPI Win:		145	WON-LOST RECORD		WINNING PCT. RANK		LAST 10 GAMES		STRENGTH OF SCHEDULE		OPP. STRENGTH OF SCHEDULE		TEAM RPI		ADJ RPI		CONF. RPI		ADJ CONF. RPI				
DIV. I ONLY			5-12-0		.29412 179		3-7-0		78		157		158		.43392 157		19		19				
DIV. I NON-CONF.			2-9-0		.18182 188		0-4-0		63		138		143		.45038 144		17		18				
TOTALS		RPI 1-25		RPI 26-50		W-L RECORDS		RPI 51-100		RPI 101-150		RPI 150+											
5-12-0		0-1-0		0-1-0		OVERALL		1-4-0		1-4-0		3-2-0											
3-7-0		0-1-0		0-0-0		HOME		1-1-0		0-3-0		2-2-0											
1-5-0		0-0-0		0-1-0		AWAY		0-3-0		1-1-0		0-0-0											
1-0-0		0-0-0		0-0-0		NEUTRAL		0-0-0		0-0-0		1-0-0											
2-9-0		0-1-0		0-1-0		NON-CONFERENCE		0-3-0		1-2-0		1-2-0											
0-6-0		0-1-0		0-0-0		HOME		0-1-0		0-2-0		0-2-0											
1-3-0		0-0-0		0-0-		AWAY		0-2-0		1-0-0		0-0-0											
1-0-0		0-0-0		0-0-0		NEUTRAL		0-0-0		0-0-0		1-0-0											
3-3-0		0-0-0		0-0-0		CONFERENCE		1-1-0		0-2-0		2-0-0											
3-1-0		0-0-0		0-0-0		HOME		1-0-0		0-1-0		2-0-0											
0-2-0		0-0-0		0-0-0		AWAY		0-1-0		0-1-0		0-0-0											
0-0-0		0-0-0		0-0-0		NEUTRAL		0-0-0		0-0-0		0-0-0											
RPI	S	Opponent		Score		RPI	S	Opponent		Score		RPI	S	Opponent		Score							
8	H	Syracuse		0	1	44	A	Princeton		0	2	60	A	UMBC		0	1	113	A	Bucknell		2	1
												61	H	Cornell		0	1	114	H	Columbia		0	1
												65	A	Hofstra		0	1	117	H	Army		0	1
												82	A	Duquesne		2	3	128	H	Vermont		0	1
												91	H	Hartford		1	0	141	A	UMass Lowell		1	2
																		151	H	Marist		0	1
																		161	H	Lafayette		0	1
																		163	N	Niagara		2	0
																		172	H	New Hampshire		1	0
																		185	H	Stony Brook		5	1
LAST 10 GAMES																							
						185	H	Stony Brook		5	1	172	H	New Hampshire		1	0						
						141	A	UMass Lowell		1	2	91	H	Hartford		1	0						
						114	H	Columbia		0	1	65	A	Hofstra		0	1						
						128	H	Vermont		0	1	44	A	Princeton		0	2						
						60	A	UMBC		0	1	8	H	Syracuse		0	1						

Non-Div. I Games:

Binghamton

Average RPI Win:	182	WON-LOST	WINNING	LAST 10	STRENGTH OF	OPP. STRENGTH	TEAM	ADJ	CONF.	ADJ CONF.	
Average RPI Loss:	124	RECORD	PCT. RANK	GAMES	SCHEDULE	OF SCHEDULE	RPI	RPI	RPI	RPI	
DIV. I ONLY	5-5-1	.5	105	4-5-1	197	194	161	.43223	158	22	22
DIV. I NON-CONF.	3-3-0	.5	103	2-3-0	200	166	178	.41042	178	23	23
<hr/>											
TOTALS	RPI 1-25	RPI 26-50		W-L RECORDS		RPI 51-100		RPI 101-150		RPI 150+	
5-5-1	0-0-0	0-0-0		OVERALL		0-2-0		0-1-1		5-2-0	
3-1-0	0-0-0	0-0-0		HOME		0-1-0		0-0-0		3-0-0	
2-3-1	0-0-0	0-0-0		AWAY		0-1-0		0-1-1		2-1-0	
0-1-0	0-0-0	0-0-0		NEUTRAL		0-0-0		0-0-0		0-1-0	
3-3-0	0-0-0	0-0-0		NON-CONFERENCE		0-1-0		0-0-0		3-2-0	
2-0-0	0-0-0	0-0-0		HOME		0-0-0		0-0-0		2-0-0	
1-2-0	0-0-0	0-0-		AWAY		0-1-0		0-0-0		1-1-0	
0-1-0	0-0-0	0-0-0		NEUTRAL		0-0-0		0-0-0		0-1-0	
2-2-1	0-0-0	0-0-0		CONFERENCE		0-1-0		0-1-1		2-0-0	
1-1-0	0-0-0	0-0-0		HOME		0-1-0		0-0-0		1-0-0	
1-1-1	0-0-0	0-0-0		AWAY		0-0-0		0-1-1		1-0-0	
0-0-0	0-0-0	0-0-0		NEUTRAL		0-0-0		0-0-0		0-0-0	
RPI S	Opponent	Score	RPI S	Opponent	Score	RPI S	Opponent	Score	RPI S	Opponent	Score
						53 A	Furman	1 2	116 A	FGCU	2 2
						87 H	Lipscomb	0 1	144 A	Stetson	0 6
									160 H	NJIT	3 1
									162 N	Col. of Charleston	0 4
									174 A	Georgia St.	1 4
									180 A	UCF	1 0
									187 H	Fla. Atlantic	5 2
									188 H	Jacksonville	2 0
									193 A	USC Upstate	3 0

Average RPI Win:		152	WON-LOST RECORD		WINNING PCT. RANK		LAST 10 GAMES		STRENGTH OF SCHEDULE		OPP. STRENGTH OF SCHEDULE		TEAM RPI		ADJ RPI		CONF. RPI		ADJ CONF. RPI	
Average RPI Loss:		86																		
DIV. I ONLY			5-11-2		.33333 170		5-4-1		105		156		159		.4286 159		16		16	
DIV. I NON-CONF.			0-7-1		.0625 203		0-0-0		110		101		161		.42876 167		19		19	
TOTALS		RPI 1-25		RPI 26-50		W-L RECORDS		RPI 51-100		RPI 101-150		RPI 150+								
5-11-2		0-2-0		0-0-0		OVERALL		0-5-1		3-3-0		2-1-1								
4-7-0		0-1-0		0-0-0		HOME		0-3-0		2-2-0		2-1-0								
1-4-2		0-1-0		0-0-0		AWAY		0-2-1		1-1-0		0-0-1								
0-0-0		0-0-0		0-0-0		NEUTRAL		0-0-0		0-0-0		0-0-0								
0-7-1		0-2-0		0-0-0		NON-CONFERENCE		0-2-0		0-2-0		0-1-1								
0-5-0		0-1-0		0-0-0		HOME		0-1-0		0-2-0		0-1-0								
0-2-1		0-1-0		0-0-		AWAY		0-1-0		0-0-0		0-0-1								
0-0-0		0-0-0		0-0-0		NEUTRAL		0-0-0		0-0-0		0-0-0								
5-4-1		0-0-0		0-0-0		CONFERENCE		0-3-1		3-1-0		2-0-0								
4-2-0		0-0-0		0-0-0		HOME		0-2-0		2-0-0		2-0-0								
1-2-1		0-0-0		0-0-0		AWAY		0-1-1		1-1-0		0-0-0								
0-0-0		0-0-0		0-0-0		NEUTRAL		0-0-0		0-0-0		0-0-0								
RPI	S	Opponent		Score		RPI	S	Opponent		Score		RPI	S	Opponent		Score				
7	H	Charlotte		0	2					53	A	Furman	0	0	108	A	Wofford	0	1	
23	A	UNCW		1	2					53	H	Furman	1	3	108	H	Wofford	2	1	
										67	A	South Carolina	1	2	112	H	James Madison	0	1	
										75	H	Virginia Tech	0	1	123	A	East Tenn. St.	1	0	
										89	A	Mercer	2	3	123	H	East Tenn. St.	2	0	
										89	H	Mercer	1	2	149	H	Campbell	0	1	
															174	H	Georgia St.	1	2	
															197	A	Longwood	2	2	
															204	H	VMI	3	1	
															204	H	VMI	3	0	
LAST 10 GAMES																				
										204	H	VMI	3	0						
										123	A	East Tenn. St.	2	0						
										89	A	Mercer	2	3						
										108	H	Wofford	2	1						
										53	A	Furman	0	0						

Non-Div. I Games:

UNC Greensboro

Average RPI Win:	163	WON-LOST	WINNING	LAST 10	STRENGTH OF	OPP. STRENGTH	TEAM	ADJ	CONF.	ADJ CONF.		
Average RPI Loss:	145	RECORD	PCT. RANK	GAMES	SCHEDULE	OF SCHEDULE	RPI	RPI	RPI	RPI		
DIV. I ONLY		7-6-4	.52941	100	3-4-3	187	202	154	.42602	160	24	24
DIV. I NON-CONF.		5-4-4	.53846	102	1-2-3	137	195	132	.45216	142	24	24
<hr/>												
TOTALS	RPI 1-25	RPI 26-50		W-L RECORDS		RPI 51-100		RPI 101-150		RPI 150+		
7-6-4	0-0-0	0-0-0		OVERALL		1-1-0		0-1-2		6-4-2		
6-0-3	0-0-0	0-0-0		HOME		1-0-0		0-0-2		5-0-1		
1-6-1	0-0-0	0-0-0		AWAY		0-1-0		0-1-0		1-4-1		
0-0-0	0-0-0	0-0-0		NEUTRAL		0-0-0		0-0-0		0-0-0		
5-4-4	0-0-0	0-0-0		NON-CONFERENCE		1-1-0		0-1-2		4-2-2		
4-0-3	0-0-0	0-0-0		HOME		1-0-0		0-0-2		3-0-1		
1-4-1	0-0-0	0-0-		AWAY		0-1-0		0-1-0		1-2-1		
0-0-0	0-0-0	0-0-0		NEUTRAL		0-0-0		0-0-0		0-0-0		
2-2-0	0-0-0	0-0-0		CONFERENCE		0-0-0		0-0-0		2-2-0		
2-0-0	0-0-0	0-0-0		HOME		0-0-0		0-0-0		2-0-0		
0-2-0	0-0-0	0-0-0		AWAY		0-0-0		0-0-0		0-2-0		
0-0-0	0-0-0	0-0-0		NEUTRAL		0-0-0		0-0-0		0-0-0		
RPI	S	Opponent	Score	RPI	S	Opponent	Score	RPI	S	Opponent	Score	
						55 H Navy	1 0	105 H Rider		3 3		
						68 A Rhode Island	0 2	138 H Fordham		1 1		
								141 A UMass Lowell		1 3		
								151 H Marist		1 0		
								154 A Saint Joseph's		0 0		
								155 A St. Francis Brooklyn		0 2		
								158 A North Florida		1 3		
								165 A Ga. Southern		0 1		
								169 H LIU Brooklyn		3 1		
								174 H Georgia St.		2 1		
								178 H Central Conn. St.		1 1		
								182 A Hartwick		0 1		
								188 A Jacksonville		3 2		
								202 H Howard		5 0		
								203 H Sacred Heart		1 0		
<hr/>												
LAST 10 GAMES												
						165 A Ga. Southern	0 1	174 H Georgia St.		2 1		
						202 H Howard	5 0	155 A St. Francis Brooklyn		0 2		
						141 A UMass Lowell	1 3	203 H Sacred Heart		1 0		
						182 A Hartwick	0 1	154 A Saint Joseph's		0 0		
						178 H Central Conn. St.	1 1	105 H Rider		3 3		

Non-Div. I Games:

NJIT

Average RPI Win: 151		WON-LOST	WINNING	LAST 10	STRENGTH OF		OPP. STRENGTH	TEAM	ADJ		CONF.	ADJ CONF.
Average RPI Loss: 89		RECORD	PCT. RANK	GAMES	SCHEDULE		OF SCHEDULE	RPI	RPI		RPI	RPI
DIV. I ONLY		5-10-2	.35294	158	3-7-0		153	109	165		.42557	161
DIV. I NON-CONF.		4-3-2	.55556	83	2-0-0		195	141	184		.39405	182
TOTALS		RPI 1-25	RPI 26-50		W-L RECORDS		RPI 51-100		RPI 101-150		RPI 150+	
5-10-2		0-0-0	0-2-0		OVERALL		1-3-0		0-5-0		4-0-2	
3-3-1		0-0-0	0-1-0		HOME		1-0-0		0-2-0		2-0-1	
2-7-1		0-0-0	0-1-0		AWAY		0-3-0		0-3-0		2-0-1	
0-0-0		0-0-0	0-0-0		NEUTRAL		0-0-0		0-0-0		0-0-0	
4-3-2		0-0-0	0-0-0		NON-CONFERENCE		0-2-0		0-1-0		4-0-2	
2-0-1		0-0-0	0-0-0		HOME		0-0-0		0-0-0		2-0-1	
2-3-1		0-0-0	0-0-		AWAY		0-2-0		0-1-0		2-0-1	
0-0-0		0-0-0	0-0-0		NEUTRAL		0-0-0		0-0-0		0-0-0	
1-7-0		0-0-0	0-2-0		CONFERENCE		1-1-0		0-4-0		0-0-0	
1-3-0		0-0-0	0-1-0		HOME		1-0-0		0-2-0		0-0-0	
0-4-0		0-0-0	0-1-0		AWAY		0-1-0		0-2-0		0-0-0	
0-0-0		0-0-0	0-0-0		NEUTRAL		0-0-0		0-0-0		0-0-0	
RPI S	Opponent	Score	RPI S	Opponent	Score	RPI S	Opponent	Score	RPI S	Opponent	Score	
			32 H	American	1 2	55 A	Navy	0 1	109 H	Holy Cross	2 3	
			34 A	Boston U.	1 3	61 A	Cornell	0 1	113 A	Bucknell	0 2	
						85 H	Lehigh	2 0	117 A	Army	0 1	
						94 A	Rutgers	1 2	135 H	Colgate	1 2	
									138 A	Fordham	1 2	
									155 H	St. Francis Brooklyn	2 2	
									156 H	Buffalo	1 0	
									157 A	Binghamton	1 0	
									164 A	Pittsburgh	0 0	
									176 A	Albany (NY)	1 0	
									183 H	Saint Peter's	1 0	
LAST 10 GAMES												
			117 A	Army	0 1	109 H	Holy Cross	2 3				
			113 A	Bucknell	0 2	85 H	Lehigh	2 0				
			32 H	American	1 2	55 A	Navy	0 1				
			34 A	Boston U.	1 3	135 H	Colgate	1 2				
			156 H	Buffalo	1 0	176 A	Albany (NY)	1 0				

Non-Div. I Games:

Lafayette




Average RPI Win:	166	WON-LOST	WINNING	LAST 10	STRENGTH OF	OPP. STRENGTH	TEAM	ADJ	CONF.	ADJ CONF.	
Average RPI Loss:	73	RECORD	PCT. RANK	GAMES	SCHEDULE	OF SCHEDULE	RPI	RPI	RPI	RPI	
DIV. I ONLY	2-11-3	.21875	188	0-8-2	55	141	174	.42512	162	8	8
DIV. I NON-CONF.	2-5-1	.3125	161	0-2-0	70	186	177	.42093	174	7	8
<hr/>											
TOTALS	RPI 1-25	RPI 26-50		W-L RECORDS	RPI 51-100		RPI 101-150		RPI 150+		
2-11-3	0-1-0	0-3-0		OVERALL	0-3-1		0-4-1		2-0-1		
0-5-1	0-0-0	0-3-0		HOME	0-0-1		0-2-0		0-0-0		
0-5-1	0-1-0	0-0-0		AWAY	0-2-0		0-2-1		0-0-0		
2-1-1	0-0-0	0-0-0		NEUTRAL	0-1-0		0-0-0		2-0-1		
<hr/>											
2-5-1	0-0-0	0-2-0		NON-CONFERENCE	0-2-0		0-1-0		2-0-1		
0-2-0	0-0-0	0-2-0		HOME	0-0-0		0-0-0		0-0-0		
0-2-0	0-0-0	0-0-		AWAY	0-1-0		0-1-0		0-0-0		
2-1-1	0-0-0	0-0-0		NEUTRAL	0-1-0		0-0-0		2-0-1		
<hr/>											
0-6-2	0-1-0	0-1-0		CONFERENCE	0-1-1		0-3-1		0-0-0		
0-3-1	0-0-0	0-1-0		HOME	0-0-1		0-2-0		0-0-0		
0-3-1	0-1-0	0-0-0		AWAY	0-1-0		0-1-1		0-0-0		
0-0-0	0-0-0	0-0-0		NEUTRAL	0-0-0		0-0-0		0-0-0		
<hr/>											
RPI	S	Opponent	Score	RPI	S	Opponent	Score	RPI	S	Opponent	Score
23	A	UNCW	0 2	37	H	Elon	1 2	58	H	Delaware	2 2
				47	H	UC Santa Barbara	1 2	65	A	Hofstra	0 1
				48	H	Seattle	0 2	72	A	North Carolina St.	0 2
								91	N	Hartford	0 1
										101	H Northeastern
											0 1
										104	H William & Mary
											2 3
										108	A Wofford
											0 2
										112	A James Madison
											0 2
										150	A Drexel
											2 2
										158	N North Florida
											4 0
										174	N Georgia St.
											2 0
										180	N UCF
											1 1
<hr/>											
LAST 10 GAMES											
				65	A	Hofstra	0 1	150	A	Drexel	2 2
				37	H	Elon	1 2	23	A	UNCW	0 2
				58	H	Delaware	2 2	101	H	Northeastern	0 1
				112	A	James Madison	0 2	108	A	Wofford	0 2
				104	H	William & Mary	2 3	72	A	North Carolina St.	0 2

Average RPI Win:		152	WON-LOST RECORD		WINNING PCT. RANK		LAST 10 GAMES		STRENGTH OF SCHEDULE		OPP. STRENGTH OF SCHEDULE		TEAM RPI		ADJ RPI		CONF. RPI		ADJ CONF. RPI					
DIV. I ONLY			5-11-2		.33333		170		2-7-1		132		144		167		.42496		163		14		14	
DIV. I NON-CONF.			3-5-1		.38889		148		0-1-0		150		110		174		.42686		170		21		21	
TOTALS		RPI 1-25		RPI 26-50				W-L RECORDS				RPI 51-100				RPI 101-150				RPI 150+				
5-11-2		0-1-0		0-1-0				OVERALL				1-3-1				1-3-0				3-3-1				
2-3-1		0-0-0		0-0-0				HOME				1-1-1				0-1-0				1-1-0				
3-6-1		0-1-0		0-1-0				AWAY				0-1-0				1-2-0				2-1-1				
0-2-0		0-0-0		0-0-0				NEUTRAL				0-1-0				0-0-0				0-1-0				
3-5-1		0-1-0		0-1-0				NON-CONFERENCE				0-2-0				1-0-0				2-1-1				
1-1-0		0-0-0		0-0-0				HOME				0-1-0				0-0-0				1-0-0				
2-2-1		0-1-0		0-0-				AWAY				0-0-0				1-0-0				1-0-1				
0-2-0		0-0-0		0-0-0				NEUTRAL				0-1-0				0-0-0				0-1-0				
2-6-1		0-0-0		0-0-0				CONFERENCE				1-1-1				0-3-0				1-2-0				
1-2-1		0-0-0		0-0-0				HOME				1-0-1				0-1-0				0-1-0				
1-4-0		0-0-0		0-0-0				AWAY				0-1-0				0-2-0				1-1-0				
0-0-0		0-0-0		0-0-0				NEUTRAL				0-0-0				0-0-0				0-0-0				
RPI	S	Opponent		Score		RPI	S	Opponent		Score		RPI	S	Opponent		Score		RPI	S	Opponent		Score		
8	A	Syracuse		0	3	36	A	West Virginia		0	2	70	N	Bowling Green		0	4	105	A	Rider		2	5	
												83	H	Monmouth		0	0	106	H	Siena		1	2	
												88	A	Quinnipiac		0	2	135	A	Colgate		2	1	
												92	H	Iona		3	2	148	A	Fairfield		0	2	
												93	H	Detroit		0	1	151	A	Marist		0	3	
																		156	H	Buffalo		2	1	
																		157	N	Binghamton		0	2	
																		164	A	Pittsburgh		1	1	
																		183	A	Saint Peter's		2	1	
																		189	H	Manhattan		0	5	
																		194	A	St. Bonaventure		1	0	
LAST 10 GAMES																								
189 H Manhattan						0	5	183 A Saint Peter's						2	1									
151 A Marist						0	3	106 H Siena						1	2									
148 A Fairfield						0	2	83 H Monmouth						0	0									
92 H Iona						3	2	88 A Quinnipiac						0	2									
105 A Rider						2	5	36 A West Virginia						0	2									

Non-Div. I Games:

Niagara

P
i
t
t
s
b
u
r
g
h

 Tie,  Loss,  Non-Conf, S Site, H Home, A Away, N Neutral Page 164

Average RPI Win:		187	WON-LOST RECORD		WINNING PCT. RANK		LAST 10 GAMES		STRENGTH OF SCHEDULE		OPP. STRENGTH OF SCHEDULE		TEAM RPI		ADJ RPI		CONF. RPI		ADJ CONF. RPI				
Average RPI Loss:		106																					
DIV. I ONLY			7-7-0		.5		105		4-5-0		205		181		168		.42249		165				
DIV. I NON-CONF.			4-6-0		.4		145		1-4-0		193		165		163		.43689		159				
TOTALS		RPI 1-25		RPI 26-50		W-L RECORDS		RPI 51-100		RPI 101-150		RPI 150+											
7-7-0		0-1-0		0-1-0		OVERALL		0-2-0		0-1-0		7-2-0											
4-2-0		0-0-0		0-0-0		HOME		0-1-0		0-0-0		4-1-0											
3-4-0		0-1-0		0-0-0		AWAY		0-0-0		0-1-0		3-1-0											
0-1-0		0-0-0		0-1-0		NEUTRAL		0-0-0		0-0-0		0-0-0											
4-6-0		0-1-0		0-1-0		NON-CONFERENCE		0-2-0		0-1-0		4-1-0											
2-1-0		0-0-0		0-0-0		HOME		0-1-0		0-0-0		2-0-0											
2-4-0		0-1-0		0-0-		AWAY		0-1-0		0-1-0		2-1-0											
0-1-0		0-0-0		0-1-0		NEUTRAL		0-0-0		0-0-0		0-0-0											
3-1-0		0-0-0		0-0-0		CONFERENCE		0-0-0		0-0-0		3-1-0											
2-1-0		0-0-0		0-0-0		HOME		0-0-0		0-0-0		2-1-0											
1-0-0		0-0-0		0-0-0		AWAY		0-0-0		0-0-0		1-0-0											
0-0-0		0-0-0		0-0-0		NEUTRAL		0-0-0		0-0-0		0-0-0											
RPI	S	Opponent		Score		RPI	S	Opponent		Score		RPI	S	Opponent		Score							
13	A	North Carolina		2	6	49	N	Winthrop		1	3	56	A	South Fla.		0	3	144	A	Stetson		2	5
						89	H	Mercer		0	1	160 H NJIT						1	0				
												182 H Hartwick						2	0				
												184 A Appalachian St.						1	0				
												187 H Fla. Atlantic						5	4				
												188 A Jacksonville						0	3				
												192 A Gardner-Webb						2	1				
												196 H UNC Asheville						3	0				
												202 H Howard						1	2				
												205 A Presbyterian						5	0				
												LAST 10 GAMES											
56 A South Fla.						0	3	182 H Hartwick						2	0								
160 H NJIT						1	0	144 A Stetson						2	5								
13 A North Carolina						2	6	188 A Jacksonville						0	3								
184 A Appalachian St.						1	0	205 A Presbyterian						5	0								
202 H Howard						1	2	196 H UNC Asheville						3	0								

Non-Div. I Games:

Ga. Southern

Average RPI Win: 123		WON-LOST RECORD		WINNING PCT. RANK		LAST 10 GAMES		STRENGTH OF SCHEDULE		OPP. STRENGTH OF SCHEDULE		TEAM RPI		ADJ RPI		CONF. RPI		ADJ CONF. RPI	
DIV. I ONLY		4-8-4		.375 153		4-5-1		80		196		157		.42239 166		21		21	
DIV. I NON-CONF.		1-5-4		.3 166		1-2-1		54		194		134		.44664 150		20		20	
TOTALS		RPI 1-25		RPI 26-50		W-L RECORDS		RPI 51-100		RPI 101-150		RPI 150+							
4-8-4		0-0-0		0-0-0		OVERALL		1-3-2		3-3-0		0-2-2							
3-2-2		0-0-0		0-0-0		HOME		0-1-1		3-0-0		0-1-1							
1-5-2		0-0-0		0-0-0		AWAY		1-2-1		0-2-0		0-1-1							
0-1-0		0-0-0		0-0-0		NEUTRAL		0-0-0		0-1-0		0-0-0							
1-5-4		0-0-0		0-0-0		NON-CONFERENCE		1-2-2		0-2-0		0-1-2							
0-2-2		0-0-0		0-0-0		HOME		0-1-1		0-0-0		0-1-1							
1-2-2		0-0-0		0-0-		AWAY		1-1-1		0-1-0		0-0-1							
0-1-0		0-0-0		0-0-0		NEUTRAL		0-0-0		0-1-0		0-0-0							
3-3-0		0-0-0		0-0-0		CONFERENCE		0-1-0		3-1-0		0-1-0							
3-0-0		0-0-0		0-0-0		HOME		0-0-0		3-0-0		0-0-0							
0-3-0		0-0-0		0-0-0		AWAY		0-1-0		0-1-0		0-1-0							
0-0-0		0-0-0		0-0-0		NEUTRAL		0-0-0		0-0-0		0-0-0							
RPI	S	Opponent		Score	RPI	S	Opponent		Score	RPI	S	Opponent		Score					
							57	A UNLV	0 4			103	A Wright St.	1 3					
							70	H Bowling Green	0 1			120	A Denver	0 2					
							81	A Valparaiso	1 0			121	H Omaha	1 0					
							86	H Western Mich.	2 2			139	N Bakersfield	0 3					
							93	A Detroit	1 1			145	H Oral Roberts	1 0					
							99	A Western Ill.	0 1			146	H IUPUI	4 0					
												168	H Cincinnati	0 5					
												171	A Northern Ky.	1 1					
												186	H Green Bay	0 0					
												201	A Eastern Ill.	0 2					
LAST 10 GAMES																			
							121	H Omaha	1 0			145	H Oral Roberts	1 0					
							81	A Valparaiso	1 0			93	A Detroit	1 1					
							201	A Eastern Ill.	0 2			99	A Western Ill.	0 1					
							103	A Wright St.	1 3			70	H Bowling Green	0 1					
							120	A Denver	0 2			146	H IUPUI	4 0					

Non-Div. I Games: St. Joseph's (IN) 6 0 Asbury 1 0

IPFW

Average RPI Win:	153	WON-LOST RECORD	WINNING PCT. RANK	LAST 10 GAMES	STRENGTH OF SCHEDULE	OPP. STRENGTH OF SCHEDULE	TEAM RPI	ADJ RPI	CONF. RPI	ADJ CONF. RPI		
Average RPI Loss:	78											
DIV. I ONLY		5-9-3	.38235	151	2-5-3	180	91	169	.42236	167	17	17
DIV. I NON-CONF.		3-6-1	.35	156	0-2-1	147	39	158	.44525	153	16	15
<hr/>												
TOTALS	RPI 1-25	RPI 26-50		W-L RECORDS		RPI 51-100		RPI 101-150		RPI 150+		
5-9-3	0-0-0	0-4-0		OVERALL		0-2-1		3-3-0		2-0-2		
3-3-1	0-0-0	0-1-0		HOME		0-1-0		2-1-0		1-0-1		
2-6-2	0-0-0	0-3-0		AWAY		0-1-1		1-2-0		1-0-1		
0-0-0	0-0-0	0-0-0		NEUTRAL		0-0-0		0-0-0		0-0-0		
3-6-1	0-0-0	0-4-0		NON-CONFERENCE		0-1-0		2-1-0		1-0-1		
2-1-1	0-0-0	0-1-0		HOME		0-0-0		2-0-0		0-0-1		
1-5-0	0-0-0	0-0-		AWAY		0-1-0		0-1-0		1-0-0		
0-0-0	0-0-0	0-0-0		NEUTRAL		0-0-0		0-0-0		0-0-0		
2-3-2	0-0-0	0-0-0		CONFERENCE		0-1-1		1-2-0		1-0-1		
1-2-0	0-0-0	0-0-0		HOME		0-1-0		0-1-0		1-0-0		
1-1-2	0-0-0	0-0-0		AWAY		0-0-1		1-1-0		0-0-1		
0-0-0	0-0-0	0-0-0		NEUTRAL		0-0-0		0-0-0		0-0-0		
RPI	S	Opponent	Score	RPI	S	Opponent	Score	RPI	S	Opponent	Score	
				28	A	George Mason	0 2	81	A	Valparaiso	1 1	
				32	A	American	0 3	97	H	Oakland	0 2	
				41	H	Oregon St.	0 2	99	A	Western Ill.	0 2	
				46	A	Marquette	0 2					
	</											

Non-Div. I Games:

Milwaukee

Average RPI Win:	161	WON-LOST RECORD	WINNING PCT. RANK	LAST 10 GAMES	STRENGTH OF SCHEDULE	OPP. STRENGTH OF SCHEDULE	TEAM RPI	ADJ RPI	CONF. RPI	ADJ CONF. RPI	
DIV. I ONLY		5-9-3	.38235 151	3-6-1	159	136	164	.4216 168	13	13	
DIV. I NON-CONF.		3-4-2	.44444 134	1-1-0	108	133	153	.44916 146	11	13	
<hr/>											
TOTALS	RPI 1-25		RPI 26-50	W-L RECORDS		RPI 51-100		RPI 101-150		RPI 150+	
5-9-3	0-2-0		0-1-1	OVERALL		0-2-0		2-2-1		3-2-1	
3-2-2	0-0-0		0-0-1	HOME		0-1-0		1-0-1		2-1-0	
2-7-1	0-2-0		0-1-0	AWAY		0-1-0		1-2-0		1-1-1	
0-0-0	0-0-0		0-0-0	NEUTRAL		0-0-0		0-0-0		0-0-0	
3-4-2	0-2-0		0-0-0	NON-CONFERENCE		0-0-0		1-2-1		2-0-1	
2-0-1	0-0-0		0-0-0	HOME		0-0-0		1-0-1		1-0-0	
1-4-1	0-2-0		0-0-	AWAY		0-0-0		0-2-0		1-0-1	
0-0-0	0-0-0		0-0-0	NEUTRAL		0-0-0		0-0-0		0-0-0	
2-5-1	0-0-0		0-1-1	CONFERENCE		0-2-0		1-0-0		1-2-0	
1-2-1	0-0-0		0-0-1	HOME		0-1-0		0-0-0		1-1-0	
1-3-0	0-0-0		0-1-0	AWAY		0-1-0		1-0-0		0-1-0	
0-0-0	0-0-0		0-0-0	NEUTRAL		0-0-0		0-0-0		0-0-0	
<hr/>											
RPI S	Opponent	Score	RPI S	Opponent	Score	RPI S	Opponent	Score	RPI S	Opponent	Score
10 A	Creighton	0 3	40 A	Tulsa	2 4	56 H	South Fla.	1 3	103 H	Wright St.	1 1
18 A	Xavier	0 3	50 H	UConn	0 0	84 A	SMU	0 2	107 A	Memphis	2 1
									121 A	Omaha	1 3
									137 H	Cleveland St.	2 0
									146 A	IUPUI	2 3
									166 A	IPFW	5 0
									171 A	Northern Ky.	1 1
									180 H	UCF	2 3
									195 A	Temple	0 2
									195 H	Temple	5 1
									201 H	Eastern Ill.	1 0
<hr/>											
			LAST 10 GAMES								
			84 A	SMU	0 2	56 H	South Fla.	1 3			
			180 H	UCF	2 3	50 H	UConn	0 0			
			107 A	Memphis	2 1	40 A	Tulsa	2 4			
			195 H	Temple	5 1	195 A	Temple	0 2			
			146 A	IUPUI	2 3	137 H	Cleveland St.	2 0			

Non-Div. I Games:

Cincinnati

Average RPI Win:	190	WON-LOST RECORD	WINNING PCT. RANK	LAST 10 GAMES	STRENGTH OF SCHEDULE	OPP. STRENGTH OF SCHEDULE	TEAM RPI	ADJ RPI	CONF. RPI	ADJ CONF. RPI	
Average RPI Loss:	104										
DIV. I ONLY	5-10-0	.33333	170	5-5-0	136	201	171	.41744	169	23	23
DIV. I NON-CONF.	1-8-0	.11111	199	1-3-0	86	189	147	.43883	158	22	22
<hr/>											
TOTALS	RPI 1-25	RPI 26-50		W-L RECORDS	RPI 51-100		RPI 101-150		RPI 150+		
5-10-0	0-0-0	0-1-0		OVERALL	0-3-0		0-3-0		5-3-0		
3-4-0	0-0-0	0-1-0		HOME	0-0-0		0-2-0		3-1-0		
2-6-0	0-0-0	0-0-0		AWAY	0-3-0		0-1-0		2-2-0		
0-0-0	0-0-0	0-0-0		NEUTRAL	0-0-0		0-0-0		0-0-0		
<hr/>											
1-8-0	0-0-0	0-1-0		NON-CONFERENCE	0-2-0		0-2-0		1-3-0		
0-4-0	0-0-0	0-1-0		HOME	0-0-0		0-2-0		0-1-0		
1-4-0	0-0-0	0-0-		AWAY	0-2-0		0-0-0		1-2-0		
0-0-0	0-0-0	0-0-0		NEUTRAL	0-0-0		0-0-0		0-0-0		
<hr/>											
4-2-0	0-0-0	0-0-0		CONFERENCE	0-1-0		0-1-0		4-0-0		
3-0-0	0-0-0	0-0-0		HOME	0-0-0		0-0-0		3-0-0		
1-2-0	0-0-0	0-0-0		AWAY	0-1-0		0-1-0		1-0-0		
0-0-0	0-0-0	0-0-0		NEUTRAL	0-0-0		0-0-0		0-0-0		
<hr/>											
RPI S	Opponent	Score	RPI S	Opponent	Score	RPI S	Opponent	Score	RPI S	Opponent	Score
			28 H	George Mason	0 1	58 A	Delaware	0 2	105 H	Rider	2 5
						60 A	UMBC	0 4	114 H	Columbia	2 3
						77 A	Saint Francis (PA)	2 3	115 A	Bryant	1 2
									154 H	Saint Joseph's	3 4
									160 A	NJIT	1 3
									170 A	La Salle	0 1
									178 H	Central Conn. St.	2 1
									179 A	Robert Morris	1 0
									190 H	Fairleigh Dickinson	1 0
									202 A	Howard	4 1
									203 H	Sacred Heart	3 1
<hr/>											
LAST 10 GAMES											
			203 H	Sacred Heart	3 1	178 H	Central Conn. St.	2 1			
			190 H	Fairleigh Dickinson	1 0	170 A	La Salle	0 1			
			115 A	Bryant	1 2	202 A	Howard	4 1			
			77 A	Saint Francis (PA)	2 3	28 H	George Mason	0 1			
			179 A	Robert Morris	1 0	160 A	NJIT	1 3			

Non-Div. I Games:

LIU Brooklyn

Average RPI Win: 161		WON-LOST	WINNING	LAST 10	STRENGTH OF		OPP. STRENGTH	TEAM	ADJ	CONF.	ADJ CONF.
Average RPI Loss: 119		RECORD	PCT. RANK	GAMES	SCHEDULE		OF SCHEDULE	RPI	RPI	RPI	RPI
DIV. I ONLY		6-8-2	.4375	129	5-4-1		195	151	172	.41381	170
DIV. I NON-CONF.		4-5-1	.45	129	3-1-0		183	152	170	.42458	171
TOTALS		RPI 1-25	RPI 26-50		W-L RECORDS		RPI 51-100		RPI 101-150		RPI 150+
6-8-2		0-0-0	0-0-0		OVERALL		0-2-1		2-5-0		4-1-1
4-1-1		0-0-0	0-0-0		HOME		0-0-0		2-1-0		2-0-1
2-6-1		0-0-0	0-0-0		AWAY		0-2-1		0-3-0		2-1-0
0-1-0		0-0-0	0-0-0		NEUTRAL		0-0-0		0-1-0		0-0-0
4-5-1		0-0-0	0-0-0		NON-CONFERENCE		0-1-0		2-4-0		2-0-1
3-0-1		0-0-0	0-0-0		HOME		0-0-0		2-0-0		1-0-1
1-4-0		0-0-0	0-0-		AWAY		0-1-0		0-3-0		1-0-0
0-1-0		0-0-0	0-0-0		NEUTRAL		0-0-0		0-1-0		0-0-0
2-3-1		0-0-0	0-0-0		CONFERENCE		0-1-1		0-1-0		2-1-0
1-1-0		0-0-0	0-0-0		HOME		0-0-0		0-1-0		1-0-0
1-2-1		0-0-0	0-0-0		AWAY		0-1-1		0-0-0		1-1-0
0-0-0		0-0-0	0-0-0		NEUTRAL		0-0-0		0-0-0		0-0-0
RPI S	Opponent	Score	RPI S	Opponent	Score	RPI S	Opponent	Score	RPI S	Opponent	Score
						80 A Villanova	0	3	106 A Siena	0	1
						82 A Duquesne	1	3	113 H Bucknell	1	0
						100 A VCU	0	0	122 A Loyola Maryland	0	1
									128 A Vermont	1	2
									138 H Fordham	1	3
									141 N UMass Lowell	0	2
									144 H Stetson	3	2
									152 A George Washington	0	1
									154 A Saint Joseph's	1	0
									169 H LIU Brooklyn	1	0
									189 A Manhattan	1	0
									194 H St. Bonaventure	5	0
									195 H Temple	2	2
LAST 10 GAMES											
						82 A Duquesne	1	3	138 H Fordham	1	3
						194 H St. Bonaventure	5	0	169 H LIU Brooklyn	1	0
						154 A Saint Joseph's	1	0	80 A Villanova	0	3
						100 A VCU	0	0	189 A Manhattan	1	0
						152 A George Washington	0	1	113 H Bucknell	1	0

Non-Div. I Games:

La Salle

Average RPI Win: 147		WON-LOST RECORD		WINNING PCT. RANK		LAST 10 GAMES		STRENGTH OF SCHEDULE		OPP. STRENGTH OF SCHEDULE		TEAM RPI		ADJ RPI		CONF. RPI		ADJ CONF. RPI	
DIV. I ONLY		5-8-4		.41176 142		3-6-1		151		193		163		.41218 171		22		22	
DIV. I NON-CONF.		4-5-3		.45833 127		2-3-0		140		182		166		.42896 166		23		23	
TOTALS		RPI 1-25		RPI 26-50		W-L RECORDS		RPI 51-100		RPI 101-150		RPI 150+							
5-8-4		0-0-0		0-0-0		OVERALL		1-3-1		2-3-1		2-2-2							
4-3-3		0-0-0		0-0-0		HOME		0-1-1		2-2-0		2-0-2							
0-5-0		0-0-0		0-0-0		AWAY		0-2-0		0-1-0		0-2-0							
1-0-1		0-0-0		0-0-0		NEUTRAL		1-0-0		0-0-1		0-0-0							
4-5-3		0-0-0		0-0-0		NON-CONFERENCE		1-3-0		1-2-1		2-0-2							
3-2-2		0-0-0		0-0-0		HOME		0-1-0		1-1-0		2-0-2							
0-3-0		0-0-0		0-0-		AWAY		0-2-0		0-1-0		0-0-0							
1-0-1		0-0-0		0-0-0		NEUTRAL		1-0-0		0-0-1		0-0-0							
1-3-1		0-0-0		0-0-0		CONFERENCE		0-0-1		1-1-0		0-2-0							
1-1-1		0-0-0		0-0-0		HOME		0-0-1		1-1-0		0-0-0							
0-2-0		0-0-0		0-0-0		AWAY		0-0-0		0-0-0		0-2-0							
0-0-0		0-0-0		0-0-0		NEUTRAL		0-0-0		0-0-0		0-0-0							
RPI	S	Opponent		Score	RPI	S	Opponent		Score	RPI	S	Opponent		Score	RPI	S	Opponent		Score
							70	A	Bowling Green	1	2		102	N	High Point	1	1		
							86	A	Western Mich.	0	4		103	H	Wright St.	4	3		
							87	H	Lipscomb	0	0		116	H	FGCU	1	3		
							93	N	Detroit	1	0		134	H	Marshall	1	2		
							99	H	Western Ill.	0	2		144	H	Stetson	1	0		
													146	A	IUPUI	0	2		
													166	H	IPFW	1	1		
													168	H	Cincinnati	1	1		
													188	A	Jacksonville	0	2		
													193	A	USC Upstate	1	2		
													196	H	UNC Asheville	2	0		
													201	H	Eastern Ill.	1	0		
LAST 10 GAMES																			
							144	H	Stetson	1	0		134	H	Marshall	1	2		
							201	H	Eastern Ill.	1	0		116	H	FGCU	1	3		
							193	A	USC Upstate	1	2		87	H	Lipscomb	0	0		
							196	H	UNC Asheville	2	0		99	H	Western Ill.	0	2		
							188	A	Jacksonville	0	2		86	A	Western Mich.	0	4		

Non-Div. I Games:

Northern Ky.

Average RPI Win:	151	WON-LOST RECORD	WINNING PCT. RANK	LAST 10 GAMES	STRENGTH OF SCHEDULE	OPP. STRENGTH OF SCHEDULE	TEAM RPI	ADJ RPI	CONF. RPI	ADJ CONF. RPI							
Average RPI Loss:	116																
DIV. I ONLY	5-10-1	.34375	166	3-6-1	174	146	176	.41188	172	19	19						
DIV. I NON-CONF.	4-5-1	.45	129	2-1-1	139	135	168	.43682	160	17	18						
<hr/>																	
TOTALS	RPI 1-25	RPI 26-50		W-L RECORDS	RPI 51-100		RPI 101-150		RPI 150+								
5-10-1	0-0-0	0-0-0		OVERALL	1-3-0		1-5-0		3-2-1								
2-3-1	0-0-0	0-0-0		HOME	1-1-0		0-2-0		1-0-1								
1-7-0	0-0-0	0-0-0		AWAY	0-2-0		0-2-0		1-2-0								
2-0-0	0-0-0	0-0-0		NEUTRAL	0-0-0		1-0-0		1-0-0								
<hr/>																	
4-5-1	0-0-0	0-0-0		NON-CONFERENCE	1-1-0		1-4-0		2-0-1								
1-1-1	0-0-0	0-0-0		HOME	1-0-0		0-1-0		0-0-1								
1-4-0	0-0-0	0-0-		AWAY	0-1-0		0-3-0		1-0-0								
2-0-0	0-0-0	0-0-0		NEUTRAL	0-0-0		1-0-0		1-0-0								
<hr/>																	
1-5-0	0-0-0	0-0-0		CONFERENCE	0-2-0		0-1-0		1-2-0								
1-2-0	0-0-0	0-0-0		HOME	0-1-0		0-1-0		1-0-0								
0-3-0	0-0-0	0-0-0		AWAY	0-1-0		0-0-0		0-2-0								
0-0-0	0-0-0	0-0-0		NEUTRAL	0-0-0		0-0-0		0-0-0								
<hr/>																	
RPI S	Opponent	Score	RPI S	Opponent	Score	RPI S	Opponent	Score	RPI S	Opponent	Score						
						60 H	UMBC	0 2	101 A	Northeastern	0 1						
						65 H	Hofstra	3 2	110 A	Air Force	0 2						
						76 A	Brown	0 1	115 H	Bryant	0 2						
						91 A	Hartford	0 2	120 A	Denver	0 1						
									141 H	UMass Lowell	0 1						
									148 N	Fairfield	1 0						
									151 H	Marist	1 1						
									157 A	Binghamton	0 1						
									176 H	Albany (NY)	2 1						
									181 A	Massachusetts	1 0						
									183 N	Saint Peter's	1 0						
									185 A	Stony Brook	0 1						
						<hr/>											
									LAST 10 GAMES								
									141 H UMass Lowell			0 1	157 A Binghamton			0 1	
			76 A Brown			0 1	185 A Stony Brook			0 1							
			60 H UMBC			0 2	181 A Massachusetts			1 0							
			91 A Hartford			0 2	151 H Marist			1 1							
			176 H Albany (NY)			2 1	65 H Hofstra			3 2							

Non-Div. I Games:

New Hampshire

Average RPI Win: 166		WON-LOST RECORD		WINNING PCT. RANK		LAST 10 GAMES		STRENGTH OF SCHEDULE		OPP. STRENGTH OF SCHEDULE		TEAM RPI		ADJ RPI		CONF. RPI		ADJ CONF. RPI	
DIV. I ONLY		4-10-3		.32353 176		2-6-2		134		162		175		.41177 173		15		15	
DIV. I NON-CONF.		2-5-1		.3125 161		0-1-0		157		161		179		.4137 177		18		17	
TOTALS		RPI 1-25		RPI 26-50		W-L RECORDS		RPI 51-100		RPI 101-150		RPI 150+							
4-10-3		0-0-0		0-1-0		OVERALL		0-3-1		2-5-2		2-1-0							
2-3-2		0-0-0		0-0-0		HOME		0-1-0		1-2-2		1-0-0							
2-7-1		0-0-0		0-1-0		AWAY		0-2-1		1-3-0		1-1-0							
0-0-0		0-0-0		0-0-0		NEUTRAL		0-0-0		0-0-0		0-0-0							
2-5-1		0-0-0		0-0-0		NON-CONFERENCE		0-2-1		1-2-0		1-1-0							
1-2-0		0-0-0		0-0-0		HOME		0-1-0		0-1-0		1-0-0							
1-3-1		0-0-0		0-0-		AWAY		0-1-1		1-1-0		0-1-0							
0-0-0		0-0-0		0-0-0		NEUTRAL		0-0-0		0-0-0		0-0-0							
2-5-2		0-0-0		0-1-0		CONFERENCE		0-1-0		1-3-2		1-0-0							
1-1-2		0-0-0		0-0-0		HOME		0-0-0		1-1-2		0-0-0							
1-4-0		0-0-0		0-1-0		AWAY		0-1-0		0-2-0		1-0-0							
0-0-0		0-0-0		0-0-0		NEUTRAL		0-0-0		0-0-0		0-0-0							
RPI	S	Opponent		Score	RPI	S	Opponent		Score	RPI	S	Opponent		Score					
					48	A	Seattle		0 3	57	A	UNLV		0 3					
										63	A	Loyola Marymount		0 4					
										71	A	UC Davis		1 1					
										78	H	Cal St. Fullerton		0 1					

Non-Div. I Games:

Grand Canyon

Average RPI Win: 169		WON-LOST	WINNING	LAST 10	STRENGTH OF		OPP. STRENGTH	TEAM	ADJ	CONF.	ADJ CONF.
Average RPI Loss: 108		RECORD	PCT. RANK	GAMES	SCHEDULE		OF SCHEDULE	RPI	RPI	RPI	RPI
DIV. I ONLY		7-9-0	.4375	129	4-6-0		194	172	170	.40896	174
DIV. I NON-CONF.		5-7-0	.41667	142	2-4-0		169	150	157	.43372	162
TOTALS		RPI 1-25	RPI 26-50		W-L RECORDS		RPI 51-100		RPI 101-150		RPI 150+
7-9-0	0-1-0	0-0-0		OVERALL		1-4-0		0-0-0		6-4-0	
3-2-0	0-0-0	0-0-0		HOME		0-0-0		0-0-0		3-2-0	
4-6-0	0-1-0	0-0-0		AWAY		1-4-0		0-0-0		3-1-0	
0-1-0	0-0-0	0-0-0		NEUTRAL		0-0-0		0-0-0		0-1-0	
5-7-0	0-1-0	0-0-0		NON-CONFERENCE		1-4-0		0-0-0		4-2-0	
3-1-0	0-0-0	0-0-0		HOME		0-0-0		0-0-0		3-1-0	
2-5-0	0-1-0	0-0-		AWAY		1-4-0		0-0-0		1-0-0	
0-1-0	0-0-0	0-0-0		NEUTRAL		0-0-0		0-0-0		0-1-0	
2-2-0	0-0-0	0-0-0		CONFERENCE		0-0-0		0-0-0		2-2-0	
0-1-0	0-0-0	0-0-0		HOME		0-0-0		0-0-0		0-1-0	
2-1-0	0-0-0	0-0-0		AWAY		0-0-0		0-0-0		2-1-0	
0-0-0	0-0-0	0-0-0		NEUTRAL		0-0-0		0-0-0		0-0-0	
RPI S	Opponent	Score		RPI S	Opponent	Score		RPI S	Opponent	Score	
13 A	North Carolina	0 4						51 A	Duke	1 2	
								53 A	Furman	0 5	
								67 A	South Carolina	1 2	
								87 A	Lipscomb	3 1	
								89 A	Mercer	0 2	
								158 H	North Florida	4 1	
								159 A	UNC Greensboro	2 1	
								160 A	NJIT	1 2	
								162 N	Col. of Charleston	0 2	
								182 H	Hartwick	1 2	
								184 A	Appalachian St.	1 0	
								188 H	Jacksonville	1 0	
								191 H	Belmont	0 2	
								202 A	Howard	4 0	
								205 H	Presbyterian	1 0	
				LAST 10 GAMES							
				202 A	Howard	4 0		13 A	North Carolina	0 4	
				51 A	Duke	1 2		160 A	NJIT	1 2	
				182 H	Hartwick	1 2		191 H	Belmont	0 2	
				188 H	Jacksonville	1 0		67 A	South Carolina	1 2	
				184 A	Appalachian St.	1 0		87 A	Lipscomb	3 1	

Non-Div. I Games:

Georgia St.

Average RPI Win: 164		WON-LOST	WINNING	LAST 10	STRENGTH OF		OPP. STRENGTH	TEAM	ADJ		CONF.	ADJ CONF.					
Average RPI Loss: 99		RECORD	PCT. RANK	GAMES	SCHEDULE		OF SCHEDULE	RPI	RPI	RPI	RPI						
DIV. I ONLY		3-12-1	.21875	188	1-8-1		108	155	181	.40569	175	18	18				
DIV. I NON-CONF.		3-7-0	.3	166	1-4-0		62	158	167	.43911	157	14	14				
<hr/>																	
TOTALS		RPI 1-25		RPI 26-50		W-L RECORDS		RPI 51-100		RPI 101-150		RPI 150+					
3-12-1		0-1-0		0-1-0		OVERALL		0-4-0		2-5-1		1-1-0					
3-4-1		0-0-0		0-0-0		HOME		0-2-0		2-2-1		1-0-0					
0-8-0		0-1-0		0-1-0		AWAY		0-2-0		0-3-0		0-1-0					
0-0-0		0-0-0		0-0-0		NEUTRAL		0-0-0		0-0-0		0-0-0					
3-7-0		0-1-0		0-1-0		NON-CONFERENCE		0-3-0		2-2-0		1-0-0					
3-2-0		0-0-0		0-0-0		HOME		0-1-0		2-1-0		1-0-0					
0-5-0		0-1-0		0-0-		AWAY		0-2-0		0-1-0		0-0-0					
0-0-0		0-0-0		0-0-0		NEUTRAL		0-0-0		0-0-0		0-0-0					
0-5-1		0-0-0		0-0-0		CONFERENCE		0-1-0		0-3-1		0-1-0					
0-2-1		0-0-0		0-0-0		HOME		0-1-0		0-1-1		0-0-0					
0-3-0		0-0-0		0-0-0		AWAY		0-0-0		0-2-0		0-1-0					
0-0-0		0-0-0		0-0-0		NEUTRAL		0-0-0		0-0-0		0-0-0					
RPI	S	Opponent		Score		RPI	S	Opponent		Score		RPI	S	Opponent		Score	
16	A	Saint Louis		0	2	45	A	San Francisco		0	2	64	A	St. Mary's (CA)		1	3
												79	H	Missouri St.		0	1
												84	A	SMU		0	7
												87	H	Lipscomb		2	3

Non-Div. I Games:

Central Ark.

Average RPI Win:	111	WON-LOST RECORD	WINNING PCT. RANK	LAST 10 GAMES	STRENGTH OF SCHEDULE	OPP. STRENGTH OF SCHEDULE	TEAM RPI	ADJ RPI	CONF. RPI	ADJ CONF. RPI								
DIV. I ONLY		3-8-6	.35294	158	1-6-3	90	175	162	.40432	176	19	19						
DIV. I NON-CONF.		2-4-5	.40909	144	0-2-2	68	168	145	.433	163	17	18						
<hr/>																		
TOTALS	RPI 1-25	RPI 26-50		W-L RECORDS		RPI 51-100		RPI 101-150		RPI 150+								
3-8-6	0-1-0	0-0-0		OVERALL		1-3-2		2-1-1		0-3-3								
2-3-3	0-0-0	0-0-0		HOME		1-1-1		1-0-1		0-2-1								
1-5-2	0-1-0	0-0-0		AWAY		0-2-1		1-1-0		0-1-1								
0-0-1	0-0-0	0-0-0		NEUTRAL		0-0-0		0-0-0		0-0-1								
<hr/>																		
2-4-5	0-1-0	0-0-0		NON-CONFERENCE		1-2-1		1-0-1		0-1-3								
1-2-2	0-0-0	0-0-0		HOME		1-1-0		0-0-1		0-1-1								
1-2-2	0-1-0	0-0-		AWAY		0-1-1		1-0-0		0-0-1								
0-0-1	0-0-0	0-0-0		NEUTRAL		0-0-0		0-0-0		0-0-1								
<hr/>																		
1-4-1	0-0-0	0-0-0		CONFERENCE		0-1-1		1-1-0		0-2-0								
1-1-1	0-0-0	0-0-0		HOME		0-0-1		1-0-0		0-1-0								
0-3-0	0-0-0	0-0-0		AWAY		0-1-0		0-1-0		0-1-0								
0-0-0	0-0-0	0-0-0		NEUTRAL		0-0-0		0-0-0		0-0-0								
<hr/>																		
RPI	S	Opponent	Score		RPI	S	Opponent	Score		RPI	S	Opponent	Score					
8	A	Syracuse	1	2					60	H	UMBC	1	1	112	A	James Madison	3	1
				68	A	Rhode Island	0	0	128	H	Vermont	2	1					
				80	A	Villanova	0	1	135	H	Colgate	1	1					
				83	H	Monmouth	1	2	141	A	UMass Lowell	0	1					
				91	A	Hartford	2	3	155	H	St. Francis Brooklyn	0	0					
				92	H	Iona	3	1	161	H	Lafayette	0	1					
								172	A	New Hampshire	1	2						
								182	A	Hartwick	2	2						
								184	N	Appalachian St.	0	0						
								185	H	Stony Brook	2	3						
<hr/>																		
LAST 10 GAMES																		
91 A Hartford					2	3	8	A	Syracuse	1	2							
185 H Stony Brook					2	3	128	H	Vermont	2	1							
60 H UMBC					1	1	155	H	St. Francis Brooklyn	0	0							
172 A New Hampshire					1	2	68	A	Rhode Island	0	0							
141 A UMass Lowell					0	1	161	H	Lafayette	0	1							

Non-Div. I Games:

Albany (NY)

Drake

Drake

Average RPI Win:	171	WON-LOST	WINNING	LAST 10	STRENGTH OF	OPP. STRENGTH	TEAM	ADJ	CONF.	ADJ CONF.	
Average RPI Loss:	108	RECORD	PCT. RANK	GAMES	SCHEDULE	OF SCHEDULE	RPI	RPI	RPI	RPI	
DIV. I ONLY	5-9-2	.375	153	2-6-2	184	186	177	.40149	178	23	23
DIV. I NON-CONF.	4-5-1	.45	129	1-2-1	109	154	156	.45056	143	22	22
<hr/>											
TOTALS	RPI 1-25	RPI 26-50		W-L RECORDS	RPI 51-100		RPI 101-150		RPI 150+		
5-9-2	0-0-0	0-1-0		OVERALL	0-4-0		2-1-0		3-3-2		
3-1-1	0-0-0	0-0-0		HOME	0-1-0		1-0-0		2-0-1		
2-8-1	0-0-0	0-1-0		AWAY	0-3-0		1-1-0		1-3-1		
0-0-0	0-0-0	0-0-0		NEUTRAL	0-0-0		0-0-0		0-0-0		
<hr/>											
4-5-1	0-0-0	0-1-0		NON-CONFERENCE	0-3-0		2-1-0		2-0-1		
2-1-0	0-0-0	0-0-0		HOME	0-1-0		1-0-0		1-0-0		
2-4-1	0-0-0	0-0-		AWAY	0-2-0		1-1-0		1-0-1		
0-0-0	0-0-0	0-0-0		NEUTRAL	0-0-0		0-0-0		0-0-0		
<hr/>											
1-4-1	0-0-0	0-0-0		CONFERENCE	0-1-0		0-0-0		1-3-1		
1-0-1	0-0-0	0-0-0		HOME	0-0-0		0-0-0		1-0-1		
0-4-0	0-0-0	0-0-0		AWAY	0-1-0		0-0-0		0-3-0		
0-0-0	0-0-0	0-0-0		NEUTRAL	0-0-0		0-0-0		0-0-0		
<hr/>											
RPI	S	Opponent	Score	RPI	S	Opponent	Score	RPI	S	Opponent	Score
				31	A	Dartmouth	1 3	55	H	Navy	1 3
								77	A	Saint Francis (PA)	1 2
								91	A	Hartford	1 3
								96	A	Penn	3 4
								117	A	Army	0 3
								128	H	Vermont	1 0
								141	A	UMass Lowell	1 0
								155	A	St. Francis Brooklyn	0 1
								160	A	NJIT	1 1
								169	A	LIU Brooklyn	1 2
								179	A	Robert Morris	0 2
								185	H	Stony Brook	1 0
								190	H	Fairleigh Dickinson	2 2
								199	A	Yale	1 0
								203	H	Sacred Heart	1 0
<hr/>											
LAST 10 GAMES											
				77	A	Saint Francis (PA)	1 2	203	H	Sacred Heart	1 0
				179	A	Robert Morris	0 2	169	A	LIU Brooklyn	1 2
				155	A	St. Francis Brooklyn	0 1	31	A	Dartmouth	1 3
				190	H	Fairleigh Dickinson	2 2	91	A	Hartford	1 3
				160	A	NJIT	1 1	128	H	Vermont	1 0

Non-Div. I Games:

Central Conn. St.

Average RPI Win:	165	WON-LOST RECORD	WINNING PCT. RANK	LAST 10 GAMES	STRENGTH OF SCHEDULE	OPP. STRENGTH OF SCHEDULE	TEAM RPI	ADJ RPI	CONF. RPI	ADJ CONF. RPI	
Average RPI Loss:	130										
DIV. I ONLY	7-8-2	.47059	120	4-5-1	199	189	173	.39831	179	23	23
DIV. I NON-CONF.	5-5-1	.5	103	2-2-0	172	183	160	.4314	164	22	22
<hr/>											
TOTALS	RPI 1-25	RPI 26-50		W-L RECORDS		RPI 51-100		RPI 101-150		RPI 150+	
7-8-2	0-0-0	0-0-0		OVERALL		0-2-0		2-3-0		5-3-2	
3-3-2	0-0-0	0-0-0		HOME		0-1-0		1-0-0		2-2-2	
4-4-0	0-0-0	0-0-0		AWAY		0-1-0		1-2-0		3-1-0	
0-1-0	0-0-0	0-0-0		NEUTRAL		0-0-0		0-1-0		0-0-0	
<hr/>											
5-5-1	0-0-0	0-0-0		NON-CONFERENCE		0-2-0		2-2-0		3-1-1	
2-2-1	0-0-0	0-0-0		HOME		0-1-0		1-0-0		1-1-1	
3-2-0	0-0-0	0-0-		AWAY		0-1-0		1-1-0		2-0-0	
0-1-0	0-0-0	0-0-0		NEUTRAL		0-0-0		0-1-0		0-0-0	
<hr/>											
2-3-1	0-0-0	0-0-0		CONFERENCE		0-0-0		0-1-0		2-2-1	
1-1-1	0-0-0	0-0-0		HOME		0-0-0		0-0-0		1-1-1	
1-2-0	0-0-0	0-0-0		AWAY		0-0-0		0-1-0		1-1-0	
0-0-0	0-0-0	0-0-0		NEUTRAL		0-0-0		0-0-0		0-0-0	
<hr/>											
RPI	S	Opponent	Score	RPI	S	Opponent	Score	RPI	S	Opponent	Score

Non-Div. I Games:

Robert Morris

Average RPI Win: 178		WON-LOST	WINNING	LAST 10	STRENGTH OF		OPP. STRENGTH	TEAM	ADJ		CONF.	ADJ CONF.
Average RPI Loss: 75		RECORD	PCT. RANK	GAMES	SCHEDULE		OF SCHEDULE	RPI	RPI		RPI	RPI
DIV. I ONLY		2-9-5	.28125	180	1-5-4		142	99	183		.3972	180
DIV. I NON-CONF.		1-6-1	.1875	185	0-2-0		176	62	183		.38522	186
TOTALS		RPI 1-25	RPI 26-50		W-L RECORDS		RPI 51-100		RPI 101-150		RPI 150+	
2-9-5		0-1-0	0-3-1		OVERALL		0-2-1		0-2-1		2-1-2	
1-3-2		0-0-0	0-1-0		HOME		0-1-1		0-0-1		1-1-0	
1-6-2		0-1-0	0-2-1		AWAY		0-1-0		0-2-0		1-0-1	
0-0-1		0-0-0	0-0-0		NEUTRAL		0-0-0		0-0-0		0-0-1	
1-6-1		0-1-0	0-2-0		NON-CONFERENCE		0-1-0		0-1-0		1-1-1	
1-1-0		0-0-0	0-0-0		HOME		0-0-0		0-0-0		1-1-0	
0-5-0		0-1-0	0-0-		AWAY		0-1-0		0-1-0		0-0-0	
0-0-1		0-0-0	0-0-0		NEUTRAL		0-0-0		0-0-0		0-0-1	
1-3-4		0-0-0	0-1-1		CONFERENCE		0-1-1		0-1-1		1-0-1	
0-2-2		0-0-0	0-1-0		HOME		0-1-1		0-0-1		0-0-0	
1-1-2		0-0-0	0-0-1		AWAY		0-0-0		0-1-0		1-0-1	
0-0-0		0-0-0	0-0-0		NEUTRAL		0-0-0		0-0-0		0-0-0	
RPI S	Opponent	Score	RPI S	Opponent	Score	RPI S	Opponent	Score	RPI S	Opponent	Score	
2 A	Indiana	2 4	27 A	Akron	1 2	56 H	South Fla.	0 1	107 A	Memphis	2 3	
			40 A	Tulsa	1 1	84 H	SMU	1 1	107 H	Memphis	1 1	
			41 A	Oregon St.	0 1	98 A	FIU	1 2	140 A	Portland	0 1	
			50 H	UConn	0 1				158 H	North Florida	0 1	
									162 N	Col. of Charleston	1 1	
									168 A	Cincinnati	3 2	
									187 H	Fla. Atlantic	1 0	
									195 A	Temple	1 1	
LAST 10 GAMES												
	40 A	Tulsa	1	1		107 A	Memphis	2	3			
	168 A	Cincinnati	3	2		195 A	Temple	1	1			
	56 H	South Fla.	0	1		84 H	SMU	1	1			
	50 H	UConn	0	1		107 H	Memphis	1	1			
	98 A	FIU	1	2		2 A	Indiana	2	4			

Non-Div. I Games:

UCF

Average RPI Win:	143	WON-LOST	WINNING	LAST 10	STRENGTH OF	OPP. STRENGTH	TEAM	ADJ	CONF.	ADJ CONF.	
Average RPI Loss:	97	RECORD	PCT. RANK	GAMES	SCHEDULE	OF SCHEDULE	RPI	RPI	RPI	RPI	
DIV. I ONLY	2-14-1	.14706	198	1-8-1	49	170	180	.39716	181	11	11
DIV. I NON-CONF.	1-9-0	.1	201	0-3-0	93	193	185	.38187	187	13	10
<hr/>											
TOTALS	RPI 1-25	RPI 26-50		W-L RECORDS	RPI 51-100		RPI 101-150		RPI 150+		
2-14-1	0-1-0	0-2-0		OVERALL	0-5-1		2-3-0		0-3-0		
1-4-1	0-0-0	0-0-0		HOME	0-2-1		1-0-0		0-2-0		
1-10-0	0-1-0	0-2-0		AWAY	0-3-0		1-3-0		0-1-0		
0-0-0	0-0-0	0-0-0		NEUTRAL	0-0-0		0-0-0		0-0-0		
<hr/>											
1-9-0	0-0-0	0-1-0		NON-CONFERENCE	0-3-0		1-3-0		0-2-0		
1-2-0	0-0-0	0-0-0		HOME	0-1-0		1-0-0		0-1-0		
0-7-0	0-0-0	0-0-		AWAY	0-2-0		0-3-0		0-1-0		
0-0-0	0-0-0	0-0-0		NEUTRAL	0-0-0		0-0-0		0-0-0		
<hr/>											
1-5-1	0-1-0	0-1-0		CONFERENCE	0-2-1		1-0-0		0-1-0		
0-2-1	0-0-0	0-0-0		HOME	0-1-1		0-0-0		0-1-0		
1-3-0	0-1-0	0-1-0		AWAY	0-1-0		1-0-0		0-0-0		
0-0-0	0-0-0	0-0-0		NEUTRAL	0-0-0		0-0-0		0-0-0		
<hr/>											
RPI S	Opponent	Score	RPI S	Opponent	Score	RPI S	Opponent	Score	RPI S	Opponent	Score
16 A	Saint Louis	0 5	33 A	Davidson	1 4	59 H	Dayton	1 4	111 A	Cal Poly	0 1
			34 A	Boston U.	0 2	68 A	Rhode Island	1 4	119 A	Utah Valley	1 5
						74 H	Harvard	2 3	138 A	Fordham	2 0
						91 A	Hartford	1 2	142 A	San Jose St.	1 4
						95 A	Santa Clara	0 2	148 H	Fairfield	2 1
						100 H	VCU	1 1	154 H	Saint Joseph's	0 1
									172 H	New Hampshire	0 1
									196 A	UNC Asheville	1 2
<hr/>											
LAST 10 GAMES											
			33 A	Davidson	1 4	59 H	Dayton	1 4			
			196 A	UNC Asheville	1 2	100 H	VCU	1 1			
			138 A	Fordham	2 0	91 A	Hartford	1 2			
			68 A	Rhode Island	1 4	154 H	Saint Joseph's	0 1			
			16 A	Saint Louis	0 5	172 H	New Hampshire	0 1			

Non-Div. I Games:

Massachusetts

Non-Div. I Games:

Hartwick

Average RPI Win: 169		WON-LOST RECORD		WINNING PCT. RANK		LAST 10 GAMES		STRENGTH OF SCHEDULE		OPP. STRENGTH OF SCHEDULE		TEAM RPI		ADJ RPI		CONF. RPI		ADJ CONF. RPI	
DIV. I ONLY		4-13-0		.23529 185		3-7-0		123		185		182		.3906 183		14		14	
DIV. I NON-CONF.		2-6-0		.25 174		1-0-0		133		192		182		.3914 183		21		21	
TOTALS		RPI 1-25		RPI 26-50		W-L RECORDS		RPI 51-100		RPI 101-150		RPI 150+							
4-13-0		0-0-0		0-0-0		OVERALL		0-5-0		0-4-0		4-4-0							
1-4-0		0-0-0		0-0-0		HOME		0-1-0		0-1-0		1-2-0							
3-8-0		0-0-0		0-0-0		AWAY		0-4-0		0-3-0		3-1-0							
0-1-0		0-0-0		0-0-0		NEUTRAL		0-0-0		0-0-0		0-1-0							
2-6-0		0-0-0		0-0-0		NON-CONFERENCE		0-2-0		0-1-0		2-3-0							
0-1-0		0-0-0		0-0-0		HOME		0-0-0		0-0-0		0-1-0							
2-4-0		0-0-0		0-0-		AWAY		0-2-0		0-1-0		2-1-0							
0-1-0		0-0-0		0-0-0		NEUTRAL		0-0-0		0-0-0		0-1-0							
2-7-0		0-0-0		0-0-0		CONFERENCE		0-3-0		0-3-0		2-1-0							
1-3-0		0-0-0		0-0-0		HOME		0-1-0		0-1-0		1-1-0							
1-4-0		0-0-0		0-0-0		AWAY		0-2-0		0-2-0		1-0-0							
0-0-0		0-0-0		0-0-0		NEUTRAL		0-0-0		0-0-0		0-0-0							
RPI	S	Opponent		Score	RPI	S	Opponent		Score	RPI	S	Opponent		Score					
							58	A Delaware	1 2			105	A Rider	0 4					
							80	A Villanova	1 3			106	A Siena	0 1					
							88	H Quinnipiac	0 3			115	A Bryant	1 2					
							90	A Canisius	0 2			148	H Fairfield	0 1					
							92	A Iona	3 4			151	H Marist	2 1					
												152	A George Washington	4 0					
												155	H St. Francis Brooklyn	0 2					
												161	A Lafayette	0 1					
												163	H Niagara	1 2					
												172	N New Hampshire	0 1					
												182	A Hartwick	2 1					
												189	A Manhattan	1 0					
LAST 10 GAMES																			
							90	A Canisius	0 2			92	A Iona	3 4					
							189	A Manhattan	1 0			163	H Niagara	1 2					
							88	H Quinnipiac	0 3			148	H Fairfield	0 1					
							105	A Rider	0 4			106	A Siena	0 1					
							151	H Marist	2 1			152	A George Washington	4 0					

Non-Div. I Games:

Saint Peter's

Average RPI Win:	183	WON-LOST	WINNING	LAST 10	STRENGTH OF	OPP. STRENGTH	TEAM	ADJ	CONF.	ADJ CONF.	
Average RPI Loss:	96	RECORD	PCT. RANK	GAMES	SCHEDULE	OF SCHEDULE	RPI	RPI	RPI	RPI	
DIV. I ONLY	5-7-3	.43333	136	4-4-2	204	174	184	.38923	184	24	24
DIV. I NON-CONF.	5-5-1	.5	103	4-2-0	180	148	172	.42723	169	24	24
TOTALS	RPI 1-25	RPI 26-50	W-L RECORDS	RPI 51-100	RPI 101-150	RPI 150+					
5-7-3	0-0-0	0-1-0	OVERALL	0-3-0	1-1-0	4-2-3					
2-3-0	0-0-0	0-1-0	HOME	0-0-0	0-0-0	2-2-0					
3-3-2	0-0-0	0-0-0	AWAY	0-3-0	1-0-0	2-0-2					
0-1-1	0-0-0	0-0-0	NEUTRAL	0-0-0	0-1-0	0-0-1					
5-5-1	0-0-0	0-1-0	NON-CONFERENCE	0-3-0	1-1-0	4-0-1					
2-1-0	0-0-0	0-1-0	HOME	0-0-0	0-0-0	2-0-0					
3-3-0	0-0-0	0-0-	AWAY	0-3-0	1-0-0	2-0-0					
0-1-1	0-0-0	0-0-0	NEUTRAL	0-0-0	0-1-0	0-0-1					
0-2-2	0-0-0	0-0-0	CONFERENCE	0-0-0	0-0-0	0-2-2					
0-2-0	0-0-0	0-0-0	HOME	0-0-0	0-0-0	0-2-0					
0-0-2	0-0-0	0-0-0	AWAY	0-0-0	0-0-0	0-0-2					
0-0-0	0-0-0	0-0-0	NEUTRAL	0-0-0	0-0-0	0-0-0					
RPI S	Opponent	Score	RPI S	Opponent	Score	RPI S	Opponent	Score	RPI S	Opponent	Score
			39 H	Radford	0 1	51 A	Duke	0 2	128 N	Vermont	1 3
						55 A	Navy	0 5	134 A	Marshall	2 0
						60 A	UMBC	1 3	165 H	Ga. Southern	0 1
									174 H	Georgia St.	0 1
									176 N	Albany (NY)	0 0
									182 A	Hartwick	0 0
									188 H	Jacksonville	2 1
									193 A	USC Upstate	3 1
									197 A	Longwood	3 2
									202 A	Howard	2 2
									205 H	Presbyterian	4 0
LAST 10 GAMES											
			197 A	Longwood	3 2	182 A	Hartwick	0 0			
			165 H	Ga. Southern	0 1	51 A	Duke	0 2			
			174 H	Georgia St.	0 1	193 A	USC Upstate	3 1			
			202 A	Howard	2 2	39 H	Radford	0 1			
			188 H	Jacksonville	2 1	134 A	Marshall	2 0			

Non-Div. I Games:

Appalachian St.

Average RPI Win:	159	WON-LOST RECORD	WINNING PCT. RANK	LAST 10 GAMES	STRENGTH OF SCHEDULE	OPP. STRENGTH OF SCHEDULE	TEAM RPI	ADJ RPI	CONF. RPI	ADJ CONF. RPI		
DIV. I ONLY		4-12-1	.26471	184	3-7-0	170	159	185	.38657	185	19	19
DIV. I NON-CONF.		2-8-1	.22727	179	1-3-0	136	162	180	.40315	180	17	18
<hr/>												
TOTALS	RPI 1-25	RPI 26-50		W-L RECORDS		RPI 51-100		RPI 101-150		RPI 150+		
4-12-1	0-0-0	0-1-0		OVERALL		1-5-0		0-4-0		3-2-1		
2-3-1	0-0-0	0-0-0		HOME		1-1-0		0-2-0		1-0-1		
2-8-0	0-0-0	0-1-0		AWAY		0-4-0		0-1-0		2-2-0		
0-1-0	0-0-0	0-0-0		NEUTRAL		0-0-0		0-1-0		0-0-0		
<hr/>												
2-8-1	0-0-0	0-1-0		NON-CONFERENCE		1-4-0		0-2-0		1-1-1		
1-2-1	0-0-0	0-0-0		HOME		1-1-0		0-1-0		0-0-1		
1-5-0	0-0-0	0-0-		AWAY		0-3-0		0-0-0		1-1-0		
0-1-0	0-0-0	0-0-0		NEUTRAL		0-0-0		0-1-0		0-0-0		
<hr/>												
2-4-0	0-0-0	0-0-0		CONFERENCE		0-1-0		0-2-0		2-1-0		
1-1-0	0-0-0	0-0-0		HOME		0-0-0		0-1-0		1-0-0		
1-3-0	0-0-0	0-0-0		AWAY		0-1-0		0-1-0		1-1-0		
0-0-0	0-0-0	0-0-0		NEUTRAL		0-0-0		0-0-0		0-0-0		
<hr/>												
RPI	S	Opponent	Score	RPI	S	Opponent	Score	RPI	S	Opponent	Score	
				50	A	UConn	0 3	68	A	Rhode Island	0 3	
								74	A	Harvard	0 2	
								80	H	Villanova	0 1	
								84	A	SMU	1 3	
								85	H	Lehigh	3 0	
								91	A	Hartford	0 1	
								101	H	Northeastern	2 3	
								107	N	Memphis	0 1	
								128	A	Vermont	0 2	
								141	H	UMass Lowell	1 2	
								157	A	Binghamton	1 5	
								172	H	New Hampshire	1 0	
								176	A	Albany (NY)	3 2	
								178	A	Central Conn. St.	0 1	
								190	H	Fairleigh Dickinson	0 0	
								203	A	Sacred Heart	4 2	
<hr/>												
LAST 10 GAMES												
				157	A	Binghamton	1 5	128	A	Vermont	0 2	
				74	A	Harvard	0 2	80	H	Villanova	0 1	
				176	A	Albany (NY)	3 2	172	H	New Hampshire	1 0	
				141	H	UMass Lowell	1 2	101	H	Northeastern	2 3	
				91	A	Hartford	0 1	203	A	Sacred Heart	4 2	

Non-Div. I Games:

Stony Brook

Average RPI Win:	139	WON-LOST	WINNING	LAST 10	STRENGTH OF	OPP. STRENGTH	TEAM	ADJ	CONF.	ADJ CONF.	
Average RPI Loss:	125	RECORD	PCT. RANK	GAMES	SCHEDULE	OF SCHEDULE	RPI	RPI	RPI	RPI	
DIV. I ONLY	4-9-3	.34375	166	2-6-2	201	138	190	.37964	186	17	17
DIV. I NON-CONF.	3-4-2	.44444	134	1-1-1	202	107	194	.36844	189	16	15
<hr/>											
TOTALS	RPI 1-25	RPI 26-50		W-L RECORDS		RPI 51-100		RPI 101-150		RPI 150+	
4-9-3	0-0-0	0-0-0		OVERALL		2-3-0		0-4-0		2-2-3	
2-4-1	0-0-0	0-0-0		HOME		1-1-0		0-3-0		1-0-1	
2-5-2	0-0-0	0-0-0		AWAY		1-2-0		0-1-0		1-2-2	
0-0-0	0-0-0	0-0-0		NEUTRAL		0-0-0		0-0-0		0-0-0	
<hr/>											
3-4-2	0-0-0	0-0-0		NON-CONFERENCE		1-1-0		0-2-0		2-1-2	
1-2-0	0-0-0	0-0-0		HOME		0-1-0		0-1-0		1-0-0	
2-2-2	0-0-0	0-0-		AWAY		1-0-0		0-1-0		1-1-2	
0-0-0	0-0-0	0-0-0		NEUTRAL		0-0-0		0-0-0		0-0-0	
<hr/>											
1-5-1	0-0-0	0-0-0		CONFERENCE		1-2-0		0-2-0		0-1-1	
1-2-1	0-0-0	0-0-0		HOME		1-0-0		0-2-0		0-0-1	
0-3-0	0-0-0	0-0-0		AWAY		0-2-0		0-0-0		0-1-0	
0-0-0	0-0-0	0-0-0		NEUTRAL		0-0-0		0-0-0		0-0-0	
<hr/>											
RPI	S	Opponent	Score	RPI	S	Opponent	Score	RPI	S	Opponent	Score
				81 H Valparaiso 2 1				103 H Wright St. 0 1			
				86 H Western Mich. 1 2				118 A Wisconsin 0 1			
				93 A Detroit 0 3				125 H Ill.-Chicago 0 3			
				97 A Oakland 0 2				131 H DePaul 3 4			
				99 A Western Ill. 1 0				153 A Northern Ill. 2 2			
								166 A IPFW 0 0			
								167 H Milwaukee 2 2			
								173 H Grand Canyon 1 0			
								177 A Drake 1 3			
								191 A Belmont 1 2			
								201 A Eastern Ill. 2 1			
<hr/>											
				LAST 10 GAMES							
81 H Valparaiso 2 1				93 A Detroit 0 3							
191 A Belmont 1 2				118 A Wisconsin 0 1							
201 A Eastern Ill. 2 1				97 A Oakland 0 2							
103 H Wright St. 0 1				167 H Milwaukee 2 2							
125 H Ill.-Chicago 0 3				166 A IPFW 0 0							

Non-Div. I Games: Viterbo 8 0

Green Bay

Average RPI Win:	134	WON-LOST RECORD	WINNING PCT. RANK	LAST 10 GAMES	STRENGTH OF SCHEDULE	OPP. STRENGTH OF SCHEDULE	TEAM RPI	ADJ RPI	CONF. RPI	ADJ CONF. RPI	
DIV. I ONLY	1-11-2	.14286	199	1-8-1	100	134	189	.3785	187	5	5
DIV. I NON-CONF.	0-6-1	.07143	202	0-3-0	179	201	201	.33077	201	5	5
<hr/>											
TOTALS	RPI 1-25	RPI 26-50		W-L RECORDS	RPI 51-100		RPI 101-150		RPI 150+		
1-11-2	0-1-1	0-2-0		OVERALL	0-3-0		1-1-1		0-4-0		
0-2-2	0-0-1	0-1-0		HOME	0-1-0		0-0-1		0-0-0		
1-8-0	0-1-0	0-1-0		AWAY	0-1-0		1-1-0		0-4-0		
0-1-0	0-0-0	0-0-0		NEUTRAL	0-1-0		0-0-0		0-0-0		
<hr/>											
0-6-1	0-0-0	0-0-0		NON-CONFERENCE	0-1-0		0-1-1		0-4-0		
0-0-1	0-0-0	0-0-0		HOME	0-0-0		0-0-1		0-0-0		
0-5-0	0-0-0	0-0-		AWAY	0-0-0		0-1-0		0-4-0		
0-1-0	0-0-0	0-0-0		NEUTRAL	0-1-0		0-0-0		0-0-0		
<hr/>											
1-5-1	0-1-1	0-2-0		CONFERENCE	0-2-0		1-0-0		0-0-0		
0-2-1	0-0-1	0-1-0		HOME	0-1-0		0-0-0		0-0-0		
1-3-0	0-1-0	0-1-0		AWAY	0-1-0		1-0-0		0-0-0		
0-0-0	0-0-0	0-0-0		NEUTRAL	0-0-0		0-0-0		0-0-0		
<hr/>											
RPI S	Opponent	Score	RPI S	Opponent	Score	RPI S	Opponent	Score	RPI S	Opponent	Score
7	A Charlotte	1 4	35	H New Mexico	0 2	67	H South Carolina	3 4	116	A FGCU	0 1
25	H Kentucky	0 0	38	A Old Dominion	1 2	89	N Mercer	0 3	134	A Marshall	3 0
						98	A FIU	0 2	144	H Stetson	1 1
						158 A North Florida					
						165 A Ga. Southern					
						180 A UCF					
						188 A Jacksonville					
<hr/>											
LAST 10 GAMES											
7 A Charlotte			1 4	35 H New Mexico			0 2				
98 A FIU			0 2	134 A Marshall			3 0				
116 A FGCU			0 1	25 H Kentucky			0 0				
67 H South Carolina			3 4	89 N Mercer			0 3				
38 A Old Dominion			1 2	165 A Ga. Southern			4 5				

Non-Div. I Games:

Fla. Atlantic

Average RPI Win:	168	WON-LOST RECORD	WINNING PCT. RANK	LAST 10 GAMES	STRENGTH OF SCHEDULE	OPP. STRENGTH OF SCHEDULE	TEAM RPI	ADJ RPI	CONF. RPI	ADJ CONF. RPI	
Average RPI Loss:	132										
DIV. I ONLY	4-11-0	.26667	183	3-7-0	166	199	186	.37839	188	22	22
DIV. I NON-CONF.	3-7-0	.3	166	2-3-0	132	191	181	.39803	181	23	23
<hr/>											
TOTALS	RPI 1-25	RPI 26-50		W-L RECORDS	RPI 51-100		RPI 101-150		RPI 150+		
4-11-0	0-0-0	0-1-0		OVERALL	0-1-0		1-4-0		3-5-0		
4-3-0	0-0-0	0-0-0		HOME	0-0-0		1-2-0		3-1-0		
0-6-0	0-0-0	0-1-0		AWAY	0-0-0		0-1-0		0-4-0		
0-2-0	0-0-0	0-0-0		NEUTRAL	0-1-0		0-1-0		0-0-0		
<hr/>											
3-7-0	0-0-0	0-1-0		NON-CONFERENCE	0-1-0		1-2-0		2-3-0		
3-2-0	0-0-0	0-0-0		HOME	0-0-0		1-1-0		2-1-0		
0-3-0	0-0-0	0-0-		AWAY	0-0-0		0-0-0		0-2-0		
0-2-0	0-0-0	0-0-0		NEUTRAL	0-1-0		0-1-0		0-0-0		
<hr/>											
1-4-0	0-0-0	0-0-0		CONFERENCE	0-0-0		0-2-0		1-2-0		
1-1-0	0-0-0	0-0-0		HOME	0-0-0		0-1-0		1-0-0		
0-3-0	0-0-0	0-0-0		AWAY	0-0-0		0-1-0		0-2-0		
0-0-0	0-0-0	0-0-0		NEUTRAL	0-0-0		0-0-0		0-0-0		
<hr/>											
RPI S	Opponent	Score	RPI S	Opponent	Score	RPI S	Opponent	Score	RPI S	Opponent	Score
			33 A	Davidson	0 2	59 N	Dayton	0 3	108 H	Wofford	1 3
									116 H	FGCU	1 3
									128 N	Vermont	2 3
									144 A	Stetson	0 1
									149 H	Campbell	1 0
									158 A	North Florida	0 2
									160 H	NJIT	2 3
									165 H	Ga. Southern	3 0
									171 H	Northern Ky.	2 0
									174 A	Georgia St.	0 1
									184 A	Appalachian St.	1 2
									187 H	Fla. Atlantic	2 0
									193 A	USC Upstate	0 2
<hr/>											
LAST 10 GAMES											
	193 A	USC Upstate	0	2	158 A	North Florida	0	2			
	144 A	Stetson	0	1	116 H	FGCU	1	3			
	174 A	Georgia St.	0	1	165 H	Ga. Southern	3	0			
	171 H	Northern Ky.	2	0	149 H	Campbell	1	0			
	184 A	Appalachian St.	1	2	108 H	Wofford	1	3			

Non-Div. I Games:

Jacksonville

Average RPI Win: 159		WON-LOST RECORD		WINNING PCT. RANK		LAST 10 GAMES		STRENGTH OF SCHEDULE		OPP. STRENGTH OF SCHEDULE		TEAM RPI		ADJ RPI		CONF. RPI		ADJ CONF. RPI	
DIV. I ONLY		2-11-2		.2 192		1-8-1		118		192		188		.37819 189		14		14	
DIV. I NON-CONF.		1-4-1		.25 174		0-1-0		156		200		190		.36771 190		21		21	
TOTALS		RPI 1-25		RPI 26-50		W-L RECORDS		RPI 51-100		RPI 101-150		RPI 150+							
2-11-2		0-0-0		0-0-0		OVERALL		0-4-1		0-4-0		2-3-1							
0-5-0		0-0-0		0-0-0		HOME		0-1-0		0-2-0		0-2-0							
2-6-2		0-0-0		0-0-0		AWAY		0-3-1		0-2-0		2-1-1							
0-0-0		0-0-0		0-0-0		NEUTRAL		0-0-0		0-0-0		0-0-0							
1-4-1		0-0-0		0-0-0		NON-CONFERENCE		0-2-0		0-1-0		1-1-1							
0-1-0		0-0-0		0-0-0		HOME		0-0-0		0-0-0		0-1-0							
1-3-1		0-0-0		0-0-		AWAY		0-2-0		0-1-0		1-0-1							
0-0-0		0-0-0		0-0-0		NEUTRAL		0-0-0		0-0-0		0-0-0							
1-7-1		0-0-0		0-0-0		CONFERENCE		0-2-1		0-3-0		1-2-0							
0-4-0		0-0-0		0-0-0		HOME		0-1-0		0-2-0		0-1-0							
1-3-1		0-0-0		0-0-0		AWAY		0-1-1		0-1-0		1-1-0							
0-0-0		0-0-0		0-0-0		NEUTRAL		0-0-0		0-0-0		0-0-0							
RPI S	Opponent	Score		RPI S	Opponent	Score		RPI S	Opponent	Score		RPI S	Opponent	Score					
								74 A	Harvard	0	3	105 H	Rider	0	1				
								83 A	Monmouth	0	1	106 H	Siena	0	1				
								85 A	Lehigh	1	2	138 A	Fordham	1	3				
								88 A	Quinnipiac	1	1	148 A	Fairfield	2	3				
								90 H	Canisius	0	1	151 A	Marist	0	2				
												155 A	St. Francis Brooklyn	1	0				
												163 A	Niagara	5	0				
												170 H	La Salle	0	1				
												183 H	Saint Peter's	0	1				
												199 A	Yale	0	0				
				LAST 10 GAMES															
				163 A Niagara				5 0				148 A Fairfield				2 3			
				183 H Saint Peter's				0 1				106 H Siena				0 1			
				90 H Canisius				0 1				83 A Monmouth				0 1			
				88 A Quinnipiac				1 1				151 A Marist				0 2			
				105 H Rider				0 1				170 H La Salle				0 1			

Non-Div. I Games:

Manhattan

Average RPI Win:	141	WON-LOST RECORD	WINNING PCT. RANK	LAST 10 GAMES	STRENGTH OF SCHEDULE	OPP. STRENGTH OF SCHEDULE	TEAM RPI	ADJ RPI	CONF. RPI	ADJ CONF. RPI	
DIV. I ONLY		3-12-2	.23529 185	2-7-1	147	176	187	.37349 190	23	23	
DIV. I NON-CONF.		2-8-1	.22727 179	1-3-0	162	134	186	.38544 185	22	22	
<hr/>											
TOTALS	RPI 1-25	RPI 26-50		W-L RECORDS	RPI 51-100		RPI 101-150		RPI 150+		
3-12-2	0-0-0	1-0-0		OVERALL	0-6-0		0-4-0		2-2-2		
2-5-0	0-0-0	1-0-0		HOME	0-3-0		0-2-0		1-0-0		
1-7-2	0-0-0	0-0-0		AWAY	0-3-0		0-2-0		1-2-2		
0-0-0	0-0-0	0-0-0		NEUTRAL	0-0-0		0-0-0		0-0-0		
<hr/>											
2-8-1	0-0-0	1-0-0		NON-CONFERENCE	0-5-0		0-3-0		1-0-1		
1-3-0	0-0-0	1-0-0		HOME	0-2-0		0-1-0		0-0-0		
1-5-1	0-0-0	0-0-		AWAY	0-3-0		0-2-0		1-0-1		
0-0-0	0-0-0	0-0-0		NEUTRAL	0-0-0		0-0-0		0-0-0		
<hr/>											
1-4-1	0-0-0	0-0-0		CONFERENCE	0-1-0		0-1-0		1-2-1		
1-2-0	0-0-0	0-0-0		HOME	0-1-0		0-1-0		1-0-0		
0-2-1	0-0-0	0-0-0		AWAY	0-0-0		0-0-0		0-2-1		
0-0-0	0-0-0	0-0-0		NEUTRAL	0-0-0		0-0-0		0-0-0		
<hr/>											
RPI S	Opponent	Score	RPI S	Opponent	Score	RPI S	Opponent	Score	RPI S	Opponent	Score
			44 H	Princeton	3 2	61 A	Cornell	0 2	104 A	William & Mary	1 2
						65 H	Hofstra	1 2	115 H	Bryant	1 2
						77 H	Saint Francis (PA)	1 2	135 A	Colgate	1 3
						85 A	Lehigh	0 4	150 H	Drexel	0 3
						92 H	Iona	0 2	155 A	St. Francis Brooklyn	0 1
						100 A	VCU	0 3	169 A	LIU Brooklyn	0 1
									178 A	Central Conn. St.	2 2
									179 H	Robert Morris	3 2
									185 A	Stony Brook	0 0
									199 A	Yale	3 1
<hr/>											
			LAST 10 GAMES								
			115 H	Bryant	1 2	179 H	Robert Morris	3 2			
			155 A	St. Francis Brooklyn	0 1	77 H	Saint Francis (PA)	1 2			
			169 A	LIU Brooklyn	0 1	199 A	Yale	3 1			
			85 A	Lehigh	0 4	150 H	Drexel	0 3			
			178 A	Central Conn. St.	2 2	61 A	Cornell	0 2			

Non-Div. I Games:

Fairleigh Dickinson

Average RPI Win: 184		WON-LOST	WINNING	LAST 10	STRENGTH OF		OPP. STRENGTH	TEAM	ADJ		CONF.	ADJ CONF.			
Average RPI Loss: 112		RECORD	PCT. RANK	GAMES	SCHEDULE		OF SCHEDULE	RPI	RPI		RPI	RPI			
DIV. I ONLY		3-14-0	.17647	193	2-8-0		177	168	198		.36928	191			
DIV. I NON-CONF.		2-8-0	.2	183	1-2-0		173	156	193		.37275	188			
TOTALS		RPI 1-25	RPI 26-50		W-L RECORDS		RPI 51-100		RPI 101-150		RPI 150+				
3-14-0		0-1-0	0-0-0		OVERALL		0-4-0		0-7-0		3-2-0				
2-4-0		0-0-0	0-0-0		HOME		0-2-0		0-2-0		2-0-0				
1-8-0		0-1-0	0-0-0		AWAY		0-2-0		0-4-0		1-1-0				
0-2-0		0-0-0	0-0-0		NEUTRAL		0-0-0		0-1-0		0-1-0				
2-8-0		0-1-0	0-0-0		NON-CONFERENCE		0-1-0		0-5-0		2-1-0				
1-1-0		0-0-0	0-0-0		HOME		0-0-0		0-1-0		1-0-0				
1-5-0		0-1-0	0-0-		AWAY		0-1-0		0-3-0		1-0-0				
0-2-0		0-0-0	0-0-0		NEUTRAL		0-0-0		0-1-0		0-1-0				
1-6-0		0-0-0	0-0-0		CONFERENCE		0-3-0		0-2-0		1-1-0				
1-3-0		0-0-0	0-0-0		HOME		0-2-0		0-1-0		1-0-0				
0-3-0		0-0-0	0-0-0		AWAY		0-1-0		0-1-0		0-1-0				
0-0-0		0-0-0	0-0-0		NEUTRAL		0-0-0		0-0-0		0-0-0				
RPI S	Opponent	Score		RPI S	Opponent	Score		RPI S	Opponent	Score		RPI S	Opponent	Score	
25 A	Kentucky	0	2					67 A	South Carolina	0	1	103 A	Wright St.	0	3
								81 H	Valparaiso	1	2	107 N	Memphis	0	3
								93 H	Detroit	0	1	112 H	James Madison	1	2
								97 A	Oakland	0	2	121 A	Omaha	1	3
												129 A	Evansville	0	5
												132 A	Bradley	1	2
												137 H	Cleveland St.	0	1
												167 A	Milwaukee	0	2
												174 A	Georgia St.	2	0
												186 H	Green Bay	2	1
												192 H	Gardner-Webb	2	0
												198 N	Houston Baptist	0	4
LAST 10 GAMES															
				93 H	Detroit	0	1	174 A	Georgia St.	2	0				
				132 A	Bradley	1	2	137 H	Cleveland St.	0	1				
				186 H	Green Bay	2	1	103 A	Wright St.	0	3				
				97 A	Oakland	0	2	81 H	Valparaiso	1	2				
				167 A	Milwaukee	0	2	107 N	Memphis	0	3				

Non-Div. I Games:

Belmont

Average RPI Win:		199	WON-LOST	WINNING	LAST 10	STRENGTH OF		OPP. STRENGTH	TEAM	ADJ	CONF.	ADJ CONF.
Average RPI Loss:		94	RECORD	PCT. RANK	GAMES	SCHEDULE		OF SCHEDULE	RPI	RPI	RPI	RPI
DIV. I ONLY		2-12-1		.16667	195	1-7-1		124	190	191	.36845	192
DIV. I NON-CONF.		1-6-0		.14286	193	0-1-0		101	197	187	.38661	184
TOTALS		RPI 1-25		RPI 26-50		W-L RECORDS		RPI 51-100		RPI 101-150		RPI 150+
2-12-1		0-2-0		0-2-0		OVERALL		0-2-0		0-4-0		2-2-1
1-6-0		0-1-0		0-1-0		HOME		0-0-0		0-3-0		1-1-0
1-5-1		0-1-0		0-1-0		AWAY		0-1-0		0-1-0		1-1-1
0-1-0		0-0-0		0-0-0		NEUTRAL		0-1-0		0-0-0		0-0-0
1-6-0		0-1-0		0-0-0		NON-CONFERENCE		0-2-0		0-1-0		1-2-0
0-2-0		0-0-0		0-0-0		HOME		0-0-0		0-1-0		0-1-0
1-3-0		0-1-0		0-0-		AWAY		0-1-0		0-0-0		1-1-0
0-1-0		0-0-0		0-0-0		NEUTRAL		0-1-0		0-0-0		0-0-0
1-6-1		0-1-0		0-2-0		CONFERENCE		0-0-0		0-3-0		1-0-1
1-4-0		0-1-0		0-1-0		HOME		0-0-0		0-2-0		1-0-0
0-2-1		0-0-0		0-1-0		AWAY		0-0-0		0-1-0		0-0-1
0-0-0		0-0-0		0-0-0		NEUTRAL		0-0-0		0-0-0		0-0-0
RPI S	Opponent	Score	RPI S	Opponent	Score	RPI S	Opponent	Score	RPI S	Opponent	Score	
12 A	Clemson	0 6	39 H	Radford	1 2	72 A	North Carolina St.	2 5	102 A	High Point	0 1	
24 H	Coastal Caro.	1 2	49 A	Winthrop	1 3	87 N	Lipscomb	2 3	108 H	Wofford	0 3	
									126 H	Liberty	0 1	
									149 H	Campbell	1 2	
									165 H	Ga. Southern	1 2	
									191 A	Belmont	0 2	
									193 A	USC Upstate	1 0	
									196 A	UNC Asheville	1 1	
									205 H	Presbyterian	5 2	
LAST 10 GAMES												
	102 A	High Point	0 1		126 H	Liberty	0 1					
	205 H	Presbyterian	5 2		72 A	North Carolina St.	2 5					
	39 H	Radford	1 2		196 A	UNC Asheville	1 1					
	49 A	Winthrop	1 3		24 H	Coastal Caro.	1 2					
	149 H	Campbell	1 2		12 A	Clemson	0 6					

Non-Div. I Games: Brevard 5 1

Gardner-Webb

Average RPI Win:		192	WON-LOST	WINNING	LAST 10	STRENGTH OF		OPP. STRENGTH	TEAM	ADJ	CONF.	ADJ CONF.
Average RPI Loss:		131	RECORD	PCT. RANK	GAMES	SCHEDULE		OF SCHEDULE	RPI	RPI	RPI	RPI
DIV. I ONLY		4-8-1		.34615	165	3-7-0		200	205	192	.3653	193
DIV. I NON-CONF.		2-5-1		.3125	161	1-4-0		203	204	196	.34617	198
TOTALS		RPI 1-25		RPI 26-50		W-L RECORDS		RPI 51-100		RPI 101-150		RPI 150+
4-8-1	0-0-0			0-1-0		OVERALL		0-1-0		0-3-0		4-3-1
3-3-0	0-0-0			0-0-0		HOME		0-0-0		0-0-0		3-3-0
1-4-1	0-0-0			0-1-0		AWAY		0-1-0		0-2-0		1-0-1
0-1-0	0-0-0			0-0-0		NEUTRAL		0-0-0		0-1-0		0-0-0
2-5-1	0-0-0			0-1-0		NON-CONFERENCE		0-0-0		0-2-0		2-2-1
1-2-0	0-0-0			0-0-0		HOME		0-0-0		0-0-0		1-2-0
1-2-1	0-0-0			0-0-		AWAY		0-0-0		0-1-0		1-0-1
0-1-0	0-0-0			0-0-0		NEUTRAL		0-0-0		0-1-0		0-0-0
2-3-0	0-0-0			0-0-0		CONFERENCE		0-1-0		0-1-0		2-1-0
2-1-0	0-0-0			0-0-0		HOME		0-0-0		0-0-0		2-1-0
0-2-0	0-0-0			0-0-0		AWAY		0-1-0		0-1-0		0-0-0
0-0-0	0-0-0			0-0-0		NEUTRAL		0-0-0		0-0-0		0-0-0
RPI S	Opponent	Score	RPI S	Opponent	Score	RPI S	Opponent	Score	RPI S	Opponent	Score	
			49 A	Winthrop	3 5		87 A	Lipscomb	1 2	108 A	Wofford	2 3
										126 N	Liberty	1 3
										144 A	Stetson	2 3
										158 H	North Florida	0 3
										171 H	Northern Ky.	2 1
										184 H	Appalachian St.	1 3
										188 H	Jacksonville	2 0
										192 H	Gardner-Webb	0 1
										196 A	UNC Asheville	3 3
										204 A	VMI	2 0
										205 H	Presbyterian	2 0
LAST 10 GAMES												
			188 H	Jacksonville	2 0		184 H	Appalachian St.	1 3			
			171 H	Northern Ky.	2 1		108 A	Wofford	2 3			
			144 A	Stetson	2 3		205 H	Presbyterian	2 0			
			158 H	North Florida	0 3		49 A	Winthrop	3 5			
			87 A	Lipscomb	1 2		126 N	Liberty	1 3			

Non-Div. I Games:

USC Upstate

Average RPI Win:	77	WON-LOST RECORD	WINNING PCT. RANK	LAST 10 GAMES	STRENGTH OF SCHEDULE	OPP. STRENGTH OF SCHEDULE	TEAM RPI	ADJ RPI	CONF. RPI	ADJ CONF. RPI		
Average RPI Loss:	109											
DIV. I ONLY	1-14-0	.06667	204	1-9-0	67	163	193	.35925	194	11	11	
DIV. I NON-CONF.	1-7-0	.125	196	1-2-0	96	181	191	.3676	191	13	10	
<hr/>												
TOTALS	RPI 1-25	RPI 26-50		W-L RECORDS	RPI 51-100		RPI 101-150		RPI 150+			
1-14-0	0-1-0	0-1-0		OVERALL	1-5-0		0-1-0		0-6-0			
1-7-0	0-0-0	0-0-0		HOME	1-4-0		0-0-0		0-3-0			
0-7-0	0-1-0	0-1-0		AWAY	0-1-0		0-1-0		0-3-0			
0-0-0	0-0-0	0-0-0		NEUTRAL	0-0-0		0-0-0		0-0-0			
<hr/>												
1-7-0	0-0-0	0-0-0		NON-CONFERENCE	1-3-0		0-1-0		0-3-0			
1-3-0	0-0-0	0-0-0		HOME	1-2-0		0-0-0		0-1-0			
0-4-0	0-0-0	0-0-		AWAY	0-1-0		0-1-0		0-2-0			
0-0-0	0-0-0	0-0-0		NEUTRAL	0-0-0		0-0-0		0-0-0			
<hr/>												
0-7-0	0-1-0	0-1-0		CONFERENCE	0-2-0		0-0-0		0-3-0			
0-4-0	0-0-0	0-0-0		HOME	0-2-0		0-0-0		0-2-0			
0-3-0	0-1-0	0-1-0		AWAY	0-0-0		0-0-0		0-1-0			
0-0-0	0-0-0	0-0-0		NEUTRAL	0-0-0		0-0-0		0-0-0			
<hr/>												
RPI S	Opponent	Score	RPI S	Opponent	Score	RPI S	Opponent	Score	RPI S	Opponent	Score	
16 A	Saint Louis	0 3	33 A	Davidson	0 2	58 H	Delaware	0 3	105 A	Rider	0 5	
						70 H	Bowling Green	0 1	152 H	George Washington	0 1	
						77 H	Saint Francis (PA)	2 1	154 H	Saint Joseph's	1 2	
						82 H	Duquesne	0 5	156 A	Buffalo	0 4	
						90 A	Canisius	2 3	163 H	Niagara	0 1	
						100 H	VCU	0 1	170 A	La Salle	0 5	
									182 A	Hartwick	1 2	
<hr/>												
LAST 10 GAMES												
154 H Saint Joseph's						1	2	33 A Davidson				0 2
170 A La Salle						0	5	82 H Duquesne				0 5
100 H VCU						0	1	182 A Hartwick				1 2
152 H George Washington						0	1	16 A Saint Louis				0 3
156 A Buffalo						0	4	77 H Saint Francis (PA)				2 1

Non-Div. I Games:

St. Bonaventure

Average RPI Win:	152	WON-LOST RECORD	WINNING PCT. RANK	LAST 10 GAMES		STRENGTH OF SCHEDULE	OPP. STRENGTH OF SCHEDULE	TEAM RPI	ADJ RPI	CONF. RPI	ADJ CONF. RPI
DIV. I ONLY		2-13-2	.17647 193	1-8-1		156	140	194	.35844 195	13	13
DIV. I NON-CONF.		1-7-1	.16667 189	0-2-0		168	142	192	.35944 194	11	13
<hr/>											
TOTALS	RPI 1-25		RPI 26-50	W-L RECORDS		RPI 51-100		RPI 101-150		RPI 150+	
2-13-2	0-1-0		0-2-0	OVERALL		0-5-0		1-3-0		1-2-2	
2-5-1	0-0-0		0-1-0	HOME		0-3-0		1-1-0		1-0-1	
0-8-1	0-1-0		0-1-0	AWAY		0-2-0		0-2-0		0-2-1	
0-0-0	0-0-0		0-0-0	NEUTRAL		0-0-0		0-0-0		0-0-0	
1-7-1	0-1-0		0-0-0	NON-CONFERENCE		0-3-0		1-2-0		0-1-1	
1-3-0	0-0-0		0-0-0	HOME		0-2-0		1-1-0		0-0-0	
0-4-1	0-1-0		0-0-	AWAY		0-1-0		0-1-0		0-1-1	
0-0-0	0-0-0		0-0-0	NEUTRAL		0-0-0		0-0-0		0-0-0	
1-6-1	0-0-0		0-2-0	CONFERENCE		0-2-0		0-1-0		1-1-1	
1-2-1	0-0-0		0-1-0	HOME		0-1-0		0-0-0		1-0-1	
0-4-0	0-0-0		0-1-0	AWAY		0-1-0		0-1-0		0-1-0	
0-0-0	0-0-0		0-0-0	NEUTRAL		0-0-0		0-0-0		0-0-0	
RPI S	Opponent	Score	RPI S	Opponent	Score	RPI S	Opponent	Score	RPI S	Opponent	Score
21 A	Penn St.	0 1	40 H	Tulsa	1 2	51 A	Duke	1 3	107 A	Memphis	0 1
			50 A	UConn	1 3	56 A	South Fla.	0 3	136 H	Sacramento St.	3 0
						58 H	Delaware	0 3	138 A	Fordham	0 1
						84 H	SMU	1 2	150 H	Drexel	0 1
						96 H	Penn	0 3	168 A	Cincinnati	1 5
									168 H	Cincinnati	2 0
									170 A	La Salle	2 2
									180 H	UCF	1 1
									199 A	Yale	0 1
<hr/>											
LAST 10 GAMES											
107 A Memphis 0 1						84 H SMU 1 2					
40 H Tulsa 1 2						180 H UCF 1 1					
50 A UConn 1 3						56 A South Fla. 0 3					
168 A Cincinnati 1 5						168 H Cincinnati 2 0					
199 A Yale 0 1						58 H Delaware 0 3					

Non-Div. I Games:

Temple

Average RPI Win:	189	WON-LOST RECORD	WINNING PCT. RANK	LAST 10 GAMES	STRENGTH OF SCHEDULE	OPP. STRENGTH OF SCHEDULE	TEAM RPI	ADJ RPI	CONF. RPI	ADJ CONF. RPI		
DIV. I ONLY		2-8-3	.26923	182	2-6-2	190	198	197	.35829	196	20	20
DIV. I NON-CONF.		1-4-1	.25	174	1-2-0	205	203	204	.31321	203	15	16
<hr/>												
TOTALS	RPI 1-25	RPI 26-50		W-L RECORDS		RPI 51-100		RPI 101-150		RPI 150+		
2-8-3	0-1-0	0-1-1		OVERALL		0-1-0		0-2-0		2-3-2		
2-2-3	0-0-0	0-1-1		HOME		0-0-0		0-0-0		2-1-2		
0-5-0	0-1-0	0-0-0		AWAY		0-0-0		0-2-0		0-2-0		
0-1-0	0-0-0	0-0-0		NEUTRAL		0-1-0		0-0-0		0-0-0		
<hr/>												
1-4-1	0-0-0	0-0-0		NON-CONFERENCE		0-1-0		0-0-0		1-3-1		
1-1-1	0-0-0	0-0-0		HOME		0-0-0		0-0-0		1-1-1		
0-2-0	0-0-0	0-0-		AWAY		0-0-0		0-0-0		0-2-0		
0-1-0	0-0-0	0-0-0		NEUTRAL		0-1-0		0-0-0		0-0-0		
<hr/>												
1-4-2	0-1-0	0-1-1		CONFERENCE		0-0-0		0-2-0		1-0-1		
1-1-2	0-0-0	0-1-1		HOME		0-0-0		0-0-0		1-0-1		
0-3-0	0-1-0	0-0-0		AWAY		0-0-0		0-2-0		0-0-0		
0-0-0	0-0-0	0-0-0		NEUTRAL		0-0-0		0-0-0		0-0-0		
<hr/>												
RPI S	Opponent	Score	RPI S	Opponent	Score	RPI S	Opponent	Score	RPI S	Opponent	Score	
24 A	Coastal Caro.	0 4	39 H	Radford	0 1	89 N	Mercer	0 3	102 A	High Point	0 3	
			49 H	Winthrop	1 1				126 A	Liberty	1 3	
									165 A	Ga. Southern	0 3	
									171 A	Northern Ky.	0 2	
									181 H	Massachusetts	2 1	
									192 H	Gardner-Webb	1 1	
									193 H	USC Upstate	3 3	
									197 H	Longwood	1 0	
									204 H	VMI	0 1	
<hr/>												
LAST 10 GAMES												
			197 H	Longwood	1 0	24 A	Coastal Caro.	0 4				
			181 H	Massachusetts	2 1	192 H	Gardner-Webb	1 1				
			126 A	Liberty	1 3	39 H	Radford	0 1				
			171 A	Northern Ky.	0 2	102 A	High Point	0 3				
			49 H	Winthrop	1 1	165 A	Ga. Southern	0 3				

Non-Div. I Games: Brevard 2 1

UNC Asheville

Average RPI Win:	186	WON-LOST RECORD	WINNING PCT. RANK	LAST 10 GAMES	STRENGTH OF SCHEDULE	OPP. STRENGTH OF SCHEDULE	TEAM RPI	ADJ RPI	CONF. RPI	ADJ CONF. RPI	
DIV. I ONLY	3-12-1	.21875	188	2-8-0	185	183	195	.35516	197	20	20
DIV. I NON-CONF.	1-7-1	.16667	189	0-3-0	175	172	189	.36311	192	15	16
<hr/>											
TOTALS	RPI 1-25	RPI 26-50		W-L RECORDS	RPI 51-100		RPI 101-150		RPI 150+		
3-12-1	0-0-0	0-3-0		OVERALL	0-3-0		1-2-0		2-4-1		
1-5-1	0-0-0	0-1-0		HOME	0-0-0		1-1-0		0-3-1		
2-7-0	0-0-0	0-2-0		AWAY	0-3-0		0-1-0		2-1-0		
0-0-0	0-0-0	0-0-0		NEUTRAL	0-0-0		0-0-0		0-0-0		
<hr/>											
1-7-1	0-0-0	0-1-0		NON-CONFERENCE	0-3-0		0-0-0		1-3-1		
0-3-1	0-0-0	0-0-0		HOME	0-0-0		0-0-0		0-3-1		
1-4-0	0-0-0	0-0-		AWAY	0-3-0		0-0-0		1-0-0		
0-0-0	0-0-0	0-0-0		NEUTRAL	0-0-0		0-0-0		0-0-0		
<hr/>											
2-5-0	0-0-0	0-2-0		CONFERENCE	0-0-0		1-2-0		1-1-0		
1-2-0	0-0-0	0-1-0		HOME	0-0-0		1-1-0		0-0-0		
1-3-0	0-0-0	0-1-0		AWAY	0-0-0		0-1-0		1-1-0		
0-0-0	0-0-0	0-0-0		NEUTRAL	0-0-0		0-0-0		0-0-0		
<hr/>											
RPI S	Opponent	Score	RPI S	Opponent	Score	RPI S	Opponent	Score	RPI S	Opponent	Score
			38 A	Old Dominion	0 2	55 A	Navy	0 2	102 A	High Point	2 3
			39 H	Radford	0 5	75 A	Virginia Tech	1 4	126 H	Liberty	0 1
			49 A	Winthrop	2 3	87 A	Lipscomb	1 3	149 H	Campbell	4 2
									152 H	George Washington	2 3
									159 H	UNC Greensboro	2 2
									164 H	Pittsburgh	0 1
									184 H	Appalachian St.	2 3
									196 A	UNC Asheville	0 1
									204 A	VMI	1 0
									205 A	Presbyterian	4 1
<hr/>											
LAST 10 GAMES											
			196 A	UNC Asheville	0 1	149 H	Campbell	4 2			
			184 H	Appalachian St.	2 3	102 A	High Point	2 3			
			87 A	Lipscomb	1 3	39 H	Radford	0 5			
			126 H	Liberty	0 1	49 A	Winthrop	2 3			
			205 A	Presbyterian	4 1	152 H	George Washington	2 3			

Non-Div. I Games:

Longwood

Average RPI Win:	165	WON-LOST	WINNING	LAST 10	STRENGTH OF	OPP. STRENGTH	TEAM	ADJ	CONF.	ADJ CONF.	
Average RPI Loss:	121	RECORD	PCT. RANK	GAMES	SCHEDULE	OF SCHEDULE	RPI	RPI	RPI	RPI	
DIV. I ONLY	2-10-2	.21429	191	2-8-0	171	195	196	.3543	198	15	15
DIV. I NON-CONF.	1-3-2	.33333	158	1-1-0	185	198	198	.35469	195	18	17
<hr/>											
TOTALS	RPI 1-25	RPI 26-50		W-L RECORDS	RPI 51-100		RPI 101-150		RPI 150+		
2-10-2	0-0-0	0-1-0		OVERALL	0-2-0		1-6-1		1-1-1		
0-4-1	0-0-0	0-0-0		HOME	0-1-0		0-2-1		0-1-0		
1-6-1	0-0-0	0-1-0		AWAY	0-1-0		1-4-0		0-0-1		
1-0-0	0-0-0	0-0-0		NEUTRAL	0-0-0		0-0-0		1-0-0		
<hr/>											
1-3-2	0-0-0	0-0-0		NON-CONFERENCE	0-1-0		0-2-1		1-0-1		
0-1-1	0-0-0	0-0-0		HOME	0-0-0		0-1-1		0-0-0		
0-2-1	0-0-0	0-0-		AWAY	0-1-0		0-1-0		0-0-1		
1-0-0	0-0-0	0-0-0		NEUTRAL	0-0-0		0-0-0		1-0-0		
<hr/>											
1-7-0	0-0-0	0-1-0		CONFERENCE	0-1-0		1-4-0		0-1-0		
0-3-0	0-0-0	0-0-0		HOME	0-1-0		0-1-0		0-1-0		
1-4-0	0-0-0	0-1-0		AWAY	0-0-0		1-3-0		0-0-0		
0-0-0	0-0-0	0-0-0		NEUTRAL	0-0-0		0-0-0		0-0-0		
<hr/>											
RPI S	Opponent	Score	RPI S	Opponent	Score	RPI S	Opponent	Score	RPI S	Opponent	Score
			48 A	Seattle	1 3	57 H	UNLV	2 3	119 A	Utah Valley	0 3
						87 A	Lipscomb	1 4	139 A	Bakersfield	3 1
									142 A	San Jose St.	1 3
									145 A	Oral Roberts	3 4
									145 H	Oral Roberts	1 1
									146 H	IUPUI	1 3
									147 A	Incarnate Word	0 3
									147 H	Incarnate Word	0 2
									173 H	Grand Canyon	1 2
									177 A	Drake	2 2
									191 N	Belmont	4 0
<hr/>											
LAST 10 GAMES											
	119 A	Utah Valley	0	3		142 A	San Jose St.	1	3		
	48 A	Seattle	1	3		147 H	Incarnate Word	0	2		
	57 H	UNLV	2	3		147 A	Incarnate Word	0	3		
	173 H	Grand Canyon	1	2		145 A	Oral Roberts	3	4		
	139 A	Bakersfield	3	1		191 N	Belmont	4	0		

Non-Div. I Games:

Houston Baptist

Average RPI Win:	195	WON-LOST	WINNING	LAST 10	STRENGTH OF	OPP. STRENGTH	TEAM	ADJ	CONF.	ADJ CONF.	
Average RPI Loss:	99	RECORD	PCT. RANK	GAMES	SCHEDULE	OF SCHEDULE	RPI	RPI	RPI	RPI	
DIV. I ONLY	1-11-3	.16667	195	1-8-1	178	160	200	.34566	199	10	10
DIV. I NON-CONF.	1-7-2	.2	183	1-4-0	196	180	202	.31513	202	12	11
TOTALS	RPI 1-25	RPI 26-50	W-L RECORDS	RPI 51-100	RPI 101-150	RPI 150+					
1-11-3	0-0-0	0-2-0	OVERALL	0-5-1	0-2-0	1-2-2					
1-4-3	0-0-0	0-0-0	HOME	0-1-1	0-1-0	1-2-2					
0-7-0	0-0-0	0-2-0	AWAY	0-4-0	0-1-0	0-0-0					
0-0-0	0-0-0	0-0-0	NEUTRAL	0-0-0	0-0-0	0-0-0					
1-7-2	0-0-0	0-1-0	NON-CONFERENCE	0-3-0	0-1-0	1-2-2					
1-3-2	0-0-0	0-0-0	HOME	0-1-0	0-0-0	1-2-2					
0-4-0	0-0-0	0-0-	AWAY	0-2-0	0-1-0	0-0-0					
0-0-0	0-0-0	0-0-0	NEUTRAL	0-0-0	0-0-0	0-0-0					
0-4-1	0-0-0	0-1-0	CONFERENCE	0-2-1	0-1-0	0-0-0					
0-1-1	0-0-0	0-0-0	HOME	0-0-1	0-1-0	0-0-0					
0-3-0	0-0-0	0-1-0	AWAY	0-2-0	0-0-0	0-0-0					
0-0-0	0-0-0	0-0-0	NEUTRAL	0-0-0	0-0-0	0-0-0					
RPI S	Opponent	Score	RPI S	Opponent	Score	RPI S	Opponent	Score	RPI S	Opponent	Score
			31 A	Dartmouth	1 4	61 A	Cornell	0 1	114 H	Columbia	1 2
			50 A	UConn	0 1	68 A	Rhode Island	0 1	148 A	Fairfield	0 1
						74 A	Harvard	0 1	178 H	Central Conn. St.	0 1
						88 A	Quinnipiac	0 1	189 H	Manhattan	0 0
						92 H	Iona	1 2	190 H	Fairleigh Dickinson	1 3
						96 H	Penn	1 1	195 H	Temple	1 0
									203 H	Sacred Heart	1 1
LAST 10 GAMES											
			114 H	Columbia	1 2	31 A	Dartmouth	1 4			
			50 A	UConn	0 1	74 A	Harvard	0 1			
			96 H	Penn	1 1	190 H	Fairleigh Dickinson	1 3			
			61 A	Cornell	0 1	88 A	Quinnipiac	0 1			
			195 H	Temple	1 0	178 H	Central Conn. St.	0 1			

Non-Div. I Games:

Yale

Average RPI Win: 111		WON-LOST	WINNING	LAST 10	STRENGTH OF	OPP. STRENGTH	TEAM	ADJ	CONF.	ADJ CONF.				
Average RPI Loss: 98		RECORD	PCT. RANK	GAMES	SCHEDULE	OF SCHEDULE	RPI	RPI	RPI	RPI				
DIV. I ONLY		1-12-0	.07692	202	1-8-0	179	71	202	.34213	200	12	12		
DIV. I NON-CONF.		1-6-0	.14286	193	1-2-0	166	64	197	.35034	197	8	9		
<hr/>														
TOTALS		RPI 1-25		RPI 26-50		W-L RECORDS		RPI 51-100		RPI 101-150		RPI 150+		
1-12-0		0-1-0		0-0-0		OVERALL		0-6-0		1-4-0		0-1-0		
0-3-0		0-0-0		0-0-0		HOME		0-2-0		0-1-0		0-0-0		
1-9-0		0-1-0		0-0-0		AWAY		0-4-0		1-3-0		0-1-0		
0-0-0		0-0-0		0-0-0		NEUTRAL		0-0-0		0-0-0		0-0-0		
1-6-0		0-1-0		0-0-0		NON-CONFERENCE		0-2-0		1-2-0		0-1-0		
0-1-0		0-0-0		0-0-0		HOME		0-1-0		0-0-0		0-0-0		
1-5-0		0-1-0		0-0-		AWAY		0-1-0		1-2-0		0-1-0		
0-0-0		0-0-0		0-0-0		NEUTRAL		0-0-0		0-0-0		0-0-0		
0-6-0		0-0-0		0-0-0		CONFERENCE		0-4-0		0-2-0		0-0-0		
0-2-0		0-0-0		0-0-0		HOME		0-1-0		0-1-0		0-0-0		
0-4-0		0-0-0		0-0-0		AWAY		0-3-0		0-1-0		0-0-0		
0-0-0		0-0-0		0-0-0		NEUTRAL		0-0-0		0-0-0		0-0-0		
RPI	S	Opponent		Score		RPI	S	Opponent		Score				
15	A	UC Irvine		0 3										
						62	A	San Diego		1	2			
						63	A	Loyola Marymount		0	4			
						64	A	St. Mary's (CA)		0	1			
						73	A	San Diego St.		0	2			
						78	H	Cal St. Fullerton		0	4			
						95	H	Santa Clara		1	4			
										111	A	Cal Poly	2	1
										124	A	UC Riverside	1	5
										140	A	Portland	2	5
										142	A	San Jose St.	0	4
										143	H	Gonzaga	3	4
										173	A	Grand Canyon	2	3
<hr/>														
LAST 10 GAMES														
		95 H Santa Clara		1	4			140 A Portland		2	5			
		62 A San Diego		1	2			143 H Gonzaga		3	4			
		63 A Loyola Marymount		0	4			111 A Cal Poly		2	1			
		78 H Cal St. Fullerton		0	4			142 A San Jose St.		0	4			
		64 A St. Mary's (CA)		0	1			73 A San Diego St.		0	2			

Non-Div. I Games: UC Santa Cruz 4 0

Pacific

Average RPI Win: 166		WON-LOST RECORD		WINNING PCT. RANK		LAST 10 GAMES		STRENGTH OF SCHEDULE		OPP. STRENGTH OF SCHEDULE		TEAM RPI		ADJ RPI		CONF. RPI		ADJ CONF. RPI	
DIV. I ONLY		1-11-1		.11538		200		1-8-1		155		197		201		.3369		21	
DIV. I NON-CONF.		0-8-0		0		205		0-5-0		165		199		199		.33084		20	
TOTALS		RPI 1-25		RPI 26-50		W-L RECORDS		RPI 51-100		RPI 101-150		RPI 150+							
1-11-1		0-0-0		0-0-0		OVERALL		0-4-0		0-3-1		1-4-0							
1-3-1		0-0-0		0-0-0		HOME		0-2-0		0-0-1		1-1-0							
0-8-0		0-0-0		0-0-0		AWAY		0-2-0		0-3-0		0-3-0							
0-0-0		0-0-0		0-0-0		NEUTRAL		0-0-0		0-0-0		0-0-0							
0-8-0		0-0-0		0-0-0		NON-CONFERENCE		0-3-0		0-1-0		0-4-0							
0-2-0		0-0-0		0-0-0		HOME		0-1-0		0-0-0		0-1-0							
0-6-0		0-0-0		0-0-		AWAY		0-2-0		0-1-0		0-3-0							
0-0-0		0-0-0		0-0-0		NEUTRAL		0-0-0		0-0-0		0-0-0							
1-3-1		0-0-0		0-0-0		CONFERENCE		0-1-0		0-2-1		1-0-0							
1-1-1		0-0-0		0-0-0		HOME		0-1-0		0-0-1		1-0-0							
0-2-0		0-0-0		0-0-0		AWAY		0-0-0		0-2-0		0-0-0							
0-0-0		0-0-0		0-0-0		NEUTRAL		0-0-0		0-0-0		0-0-0							
RPI	S	Opponent		Score	RPI	S	Opponent		Score	RPI	S	Opponent		Score					
							70	A Bowling Green	1 3			120	H Denver	1 1					
							86	A Western Mich.	1 2			121	A Omaha	0 1					
							87	H Lipscomb	1 2			132	A Bradley	0 3					
							99	H Western Ill.	0 1			146	A IUPUI	1 2					
												166	H IPFW	2 0					
												168	A Cincinnati	0 1					
												171	A Northern Ky.	0 1					
												175	A Central Ark.	0 2					
												186	H Green Bay	1 2					
LAST 10 GAMES																			
			171	A Northern Ky.	0 1		146	A IUPUI	1 2										
			166	H IPFW	2 0		120	H Denver	1 1										
			186	H Green Bay	1 2		121	A Omaha	0 1										
			99	H Western Ill.	0 1		168	A Cincinnati	0 1										
			132	A Bradley	0 3		70	A Bowling Green	1 3										

Non-Div. I Games: St. Francis (IL) 2 0 Culver-Stockton 5 1

Eastern Ill.

Average RPI Win:	165	WON-LOST RECORD	WINNING PCT. RANK	LAST 10 GAMES	STRENGTH OF SCHEDULE	OPP. STRENGTH OF SCHEDULE	TEAM RPI	ADJ RPI	CONF. RPI	ADJ CONF. RPI	
DIV. I ONLY	2-14-2	.16667	195	2-6-2	140	203	199	.33225	202	24	24
DIV. I NON-CONF.	1-12-1	.10714	200	1-4-1	130	188	188	.35231	196	24	24
<hr/>											
TOTALS	RPI 1-25	RPI 26-50		W-L RECORDS	RPI 51-100		RPI 101-150		RPI 150+		
2-14-2	0-0-0	0-2-0		OVERALL	0-1-0		0-4-0		2-7-2		
0-3-1	0-0-0	0-0-0		HOME	0-0-0		0-0-0		0-3-1		
2-8-1	0-0-0	0-1-0		AWAY	0-1-0		0-3-0		2-3-1		
0-3-0	0-0-0	0-1-0		NEUTRAL	0-0-0		0-1-0		0-1-0		
<hr/>											
1-12-1	0-0-0	0-2-0		NON-CONFERENCE	0-1-0		0-4-0		1-5-1		
0-2-0	0-0-0	0-0-0		HOME	0-0-0		0-0-0		0-2-0		
1-7-1	0-0-0	0-0-		AWAY	0-1-0		0-3-0		1-2-1		
0-3-0	0-0-0	0-1-0		NEUTRAL	0-0-0		0-1-0		0-1-0		
<hr/>											
1-2-1	0-0-0	0-0-0		CONFERENCE	0-0-0		0-0-0		1-2-1		
0-1-1	0-0-0	0-0-0		HOME	0-0-0		0-0-0		0-1-1		
1-1-0	0-0-0	0-0-0		AWAY	0-0-0		0-0-0		1-1-0		
0-0-0	0-0-0	0-0-0		NEUTRAL	0-0-0		0-0-0		0-0-0		
<hr/>											
RPI S	Opponent	Score	RPI S	Opponent	Score	RPI S	Opponent	Score	RPI S	Opponent	Score
			28 N	George Mason	0 7	57 A	UNLV	0 4	113 A	Bucknell	0 4
			30 A	Wake Forest	0 4				122 A	Loyola Maryland	0 1
									126 A	Liberty	0 4
									139 N	Bakersfield	0 5
									152 N	George Washington	1 4
									154 A	Saint Joseph's	0 1
									155 A	St. Francis Brooklyn	0 3
									160 A	NJIT	0 5
									164 A	Pittsburgh	1 0
									165 A	Ga. Southern	2 1
									169 H	LIU Brooklyn	1 4
									174 H	Georgia St.	0 4
									179 H	Robert Morris	1 2
									184 H	Appalachian St.	2 2
									204 A	VMI	2 2
<hr/>											
LAST 10 GAMES											
			174 H	Georgia St.	0 4	184 H	Appalachian St.	2 2			
			160 A	NJIT	0 5	179 H	Robert Morris	1 2			
			30 A	Wake Forest	0 4	169 H	LIU Brooklyn	1 4			
			165 A	Ga. Southern	2 1	126 A	Liberty	0 4			
			164 A	Pittsburgh	1 0	204 A	VMI	2 2			

Non-Div. I Games:

Howard

Average RPI Win:	0	WON-LOST	WINNING	LAST 10	STRENGTH OF	OPP. STRENGTH	TEAM	ADJ	CONF.	ADJ CONF.	
Average RPI Loss:	128	RECORD	PCT. RANK	GAMES	SCHEDULE	OF SCHEDULE	RPI	RPI	RPI	RPI	
DIV. I ONLY	0-14-2	.0625	205	0-7-1	137	200	203	.31199	203	23	23
DIV. I NON-CONF.	0-9-1	.05	204	0-2-0	141	185	200	.33845	199	22	22
TOTALS	RPI 1-25	RPI 26-50	W-L RECORDS		RPI 51-100	RPI 101-150		RPI 150+			
0-14-2	0-0-0	0-0-0	OVERALL		0-4-0	0-3-1		0-7-1			
0-6-1	0-0-0	0-0-0	HOME		0-1-0	0-1-1		0-4-0			
0-8-1	0-0-0	0-0-0	AWAY		0-3-0	0-2-0		0-3-1			
0-0-0	0-0-0	0-0-0	NEUTRAL		0-0-0	0-0-0		0-0-0			
0-9-1	0-0-0	0-0-0	NON-CONFERENCE		0-3-0	0-3-0		0-3-1			
0-3-0	0-0-0	0-0-0	HOME		0-0-0	0-1-0		0-2-0			
0-6-1	0-0-0	0-0-	AWAY		0-3-0	0-2-0		0-1-1			
0-0-0	0-0-0	0-0-0	NEUTRAL		0-0-0	0-0-0		0-0-0			
0-5-1	0-0-0	0-0-0	CONFERENCE		0-1-0	0-0-1		0-4-0			
0-3-1	0-0-0	0-0-0	HOME		0-1-0	0-0-1		0-2-0			
0-2-0	0-0-0	0-0-0	AWAY		0-0-0	0-0-0		0-2-0			
0-0-0	0-0-0	0-0-0	NEUTRAL		0-0-0	0-0-0		0-0-0			
RPI	S	Opponent	Score	RPI	S	Opponent	Score	RPI	S	Opponent	Score
						58 A Delaware	0 2	106 A Siena		1 5	
						60 A UMBC	1 2	109 H Holy Cross		1 4	
						68 A Rhode Island	1 3	115 H Bryant		1 1	
						77 H Saint Francis (PA)	0 2	141 A UMass Lowell		0 2	
								151 H Marist		0 1	
								155 H St. Francis Brooklyn		1 2	
								160 A NJIT		0 1	
								169 A LIU Brooklyn		1 3	
								178 A Central Conn. St.		0 1	
								179 H Robert Morris		1 3	
								185 H Stony Brook		2 4	
								199 A Yale		1 1	
LAST 10 GAMES											
						185 H Stony Brook	2 4	178 A Central Conn. St.		0 1	
						169 A LIU Brooklyn	1 3	155 H St. Francis Brooklyn		1 2	
						179 H Robert Morris	1 3	160 A NJIT		0 1	
						77 H Saint Francis (PA)	0 2	141 A UMass Lowell		0 2	
						115 H Bryant	1 1	109 H Holy Cross		1 4	

Non-Div. I Games:

Sacred Heart

VMI

Average RPI Win: 196

Average RPI Loss: 117

WON-LOST RECORD

WINNING PCT. RANK

LAST 10 GAMES

STRENGTH OF SCHEDULE

OPP. STRENGTH OF SCHEDULE

TEAM RPI

ADJ RPI

CONF. RPI

ADJ CONF. RPI

DIV. I ONLY

DIV. I NON-CONF.

1-16-1

1-6-1

.08333

.1875

201

185

0-10-0

0-1-0

189

199

187

196

205

205

.30906

.28053

204

205

16

19

16

19

TOTALS

RPI 1-25

RPI 26-50

W-L RECORDS

RPI 51-100

RPI 101-150

RPI 150+

1-16-1

0-0-0

0-0-0

0-1-0

0-1-0

OVERALL

HOME

AWAY

NEUTRAL

0-5-0

0-2-0

0-3-0

0-0-0

0-5-0

1-5-1

0-8-1

0-0-0

0-0-0

0-1-0

0-1-0

0-2-0

0-3-1

1-8-0

0-0-0

0-0-0

0-1-0

0-1-0

0-2-0

1-2-0

0-0-0

0-0-0

0-0-0

0-0-0

0-1-0

0-1-0

0-0-0

0-0-0

1-6-1

0-0-0

0-0-0

0-1-0

0-1-0

0-4-0

1-3-1

0-4-1

0-0-0

0-0-0

0-0-0

0-0-0

0-1-0

0-1-0

0-2-0

0-3-1

1-2-0

0-0-0

0-0-0

0-0-0

0-0-0

0-1-0

0-1-0

0-2-0

1-0-0

0-0-0

0-0-0

0-0-0

0-0-0

0-0-0

0-0-0

0-0-0

0-0-0

0-0-0

0-0-0

0-0-0

0-0-0

0-0-0

0-0-0

0-0-0

0-0-0

0-0-0

0-0-0

0-0-0

0-0-0

0-0-0

0-0-0

0-0-0

0-0-0

0-0-0

0-0-0

0-0-0

0-0-0

0-0-0

0-0-0

0-0-0

0-0-0

0-0-0

0-0-0

0-0-0

0-0-0

0-0-0

0-0-0

0-0-0

0-0-0

0-0-0

0-0-0

0-0-0

0-0-0

0-0-0

0-0-0

0-0-0

0-0-0

0-0-0

0-0-0

0-0-0

0-0-0

0-0-0

0-0-0

0-0-0

0-0-0

0-0-0

0-0-0

0-0-0

0-0-0

0-0-0

0-0-0

0-0-0

0-0-0

0-0-0

0-0-0

0-0-0

0-0-0

0-0-0

0-0-0

0-0-0

0-0-0

0-0-0

0-0-0

0-0-0

0-0-0

0-0-0

0-0-0

0-0-0

0-0-0

0-0-0

0-0-0

0-0-0

0-0-0

0-0-0

0-0-0

0-0-0

0-0-0

0-0-0

0-0-0

0-0-0

0-0-0

0-0-0

0-0-0

0-0-0

0-0-0

0-0-0

0-0-0

0-0-0

0-0-0

0-0-0

0-0-0

0-0-0

0-0-0

0-0-0

0-0-0

0-0-0

0-0-0

0-0-0

0-0-0

0-0-0

0-0-0

0-0-0

0-0-0

0-0-0

0-0-0

0-0-0

0-0-0

0-0-0

0-0-0

0-0-0

0-0-0

0-0-0

0-0-0

0-0-0

0-0-0

0-0-0

0-0-0

0-0-0

0-0-0

0-0-0

0-0-0

0-0-0

0-0-0

0-0-0

0-0-0

0-0-0

0-0-0

0-0-0

0-0-0

0-0-0

0-0-0

0-0-0

0-0-0

0-0-0

0-0-0

0-0-0

0-0-0

0-0-0

0-0-0

0-0-0

0-0-0

0-0-0

0-0-0

0-0-0

0-0-0

0-0-0

0-0-0

0-0-0

0-0-0

0-0-0

0-0-0

0-0-0

0-0-0

0-0-0

0-0-0

0-0-0

0-0-0

0-0-0

0-0-0

0-0-0

0-0-0

0-0-0

0-0-0

0-0-0

0-0-0

0-0-0

0-0-0

0-0-0

0-0-0

0-0-0

0-0-0

0-0-0

0-0-0

0-0-0

0-0-0

0-0-0

0-0-0

0-0-0

0-0-0

0-0-0

0-0-0

0-0-0

0-0-0

0-0-0

0-0-0

0-0-0

0-0-0

0-0-0

0-0-0

0-0-0

0-0-0

0-0-0

0-0-0

0-0-0

0-0-0

0-0-0

0-0-0

0-0-0

0-0-0

0-0-0

0-0-0

0-0-0

0-0-0

0-0-0

0-0-0

0-0-0

0-0-0

0-0-0

0-0-0

0-0-0

0-0-0

0-0-0

0-0-0

0-0-0

0-0-0

0-0-0

0-0-0

0-0-0

0-0-0

0-0-0

0-0-0

0-0-0

0-0-0

0-0-0

0-0-0

0-0-0

0-0-0

0-0-0

0-0-0

0-0-0

0-0-0

0-0-0

0-0-0

0-0-0

0-0-0

0-0-0

0-0-0

0-0-0

0-0-0

0-0-0

0-0-0

0-0-0

0-0-0

0-0-0

0-0-0

0-0-0

0-0-0

0-0-0

0-0-0

0-0-0

0-0-0

0-0-0

0-0-0

0-0-0

0-0-0

0-0-0

0-0-0

0-0-0

0-0-0

0-0-0

0-0-0

0-0-0

0-0-0

0-0-0

0-0-0

0-0-0

0-0-0

0-0-0

0-0-0

0-0-0

0-0-0

0-0-0

0-0-0

0-0-0

0-0-0

0-0-0

0-0-0

0-0-0

0-0-0

0-0-0

0-0-0

0-0-0

0-0-0

0-0-0

0-0-0

0-0-0

0-0-0

0-0-0

0-0-0

0-0-0

0-0-0

0-0-0

0-0-0

0-0-0

0-0-0

0-0-0

0-0-0

0-0-0

0-0-0

0-0-0

0-0-0

0-0-0

0-0-0

0-0-0

0-0-0

0-0-0

0-0-0

0-0-0

0-0-0

0-0-0

0-0-0

0-0-0

0-0-0

0-0-0

0-0-0

0-0-0

0-0-0

0-0-0

0-0-0

0-0-0

0-0-0

0-0-0

0-0-0

0-0-0

0-0-0

0-0-0

0-0-0

0-0-0

0-0-0

0-0-0

0-0-0

0-0-0

0-0-0

0-0-0

0-0-0

0-0-0

0-0-0

0-0-0

0-0-0

0-0-0

0-0-0

0-0-0

0-0-0

0-0-0

0-0-0

0-0-0

0-0-0

0-0-0

0-0-0

0-0-0

0-0-0

0-0-0

0-0-0

0-0-0

0-0-0

0-0-0

0-0-0

0-0-0

0-0-0

0-0-0

0-0-0

0-0-0

0-0-0

0-0-0

0-0-0

0-0-0

0-0-0

0-0-0

0-0-0

0-0-0

0-0-0

0-0-0

0-0-0

0-0-0

0-0-0

0-0-0

0-0-0

0-0-0

0-0-0

0-0-0

0-0-0

0-0-0

0-0-0

0-0-0

0-0-0

0-0-0

0-0-0

0-0-0

0-0-0

0-0-0

0-0-0

0-0-0

0-0-0

0-0-0

0-0-0

0-0-0

0-0-0

0-0-0

0-0-0

0-0-0

0-0-0

0-0-0

0-0-0

0-0-0

0-0-0

0-0-0

0-0-0

0-0-0

0-0-0

0-0-0

0-0-0

0-0-0

0-0-0

0-0-0

0-0-0

0-0-0

0-0-0

0-0-0

0-0-0

0-0-0

0-0-0

0-0-0

0-0-0

0-0-0

0-0-0

0-0-0

0-0-0

0-0-0

0-0-0

0-0-0

0-0-0

0-0-0

0-0-0

0-0-0

0-0-0

0-0-0

0-0-0

0-0-0

0-0-0

0-0-0

0-0-0

0-0-0

0-0-0

0-0-0

0-0-0

0-0-0

0-0-0

0-0-0

0-0-0

0-0-0

0-0-0

0-0-0

0-0-0

0-0-0

0-0-0

0-0-0

0-0-0

0-0-0

0-0-0

0-0-0

0-0-0

0-0-0

0-0-0

0-0-0

0-0-0

0-0-0

0-0-0

0-0-0

0-0-0

0-0-0

0-0-0

0-0-0

0-0-0

0-0-0

0-0-0

0-0-0

0-0-0

0-0-0

0-0-0

0-0-0

0-0-0

0-0-0

0-0-0

0-0-0

0-0-0

0-0-0

0-0-0

0-0-0

0-0-0

0-0-0

0-0-0

0-0-0

0-0-0

0-0-0

0-0-0

0-0-0

0-0-0

0-0-0

0-0-0

0-0-0

0-0-0

0-0-0

0-0-0

0-0-0

0-0-0

0-0-0

0-0-0

0-0-0

0-0-0

0-0-0

0-0-0

0-0-0

0-0-0

0-0-0

0-0-0

0-0-0

0-0-0

0-0-0

0-0-0

0-0-0

0-0-0

0-0-0

0-0-0

0-0-0

0-0-0

0-0-0

0-0-0

0-0-0

0-0-0

0-0-0

0-0-0

0-0-0

0-0-0

0-0-0

0-0-0

0-0-0

0-0-0

0-0-0

0-0-0

0-0-0

0-0-0

0-0-0

0-0-0

0-0-0

0-0-0

0-0-0

0-0-0

0-0-0

0-0-0

0-0-0

0-0-0

0-0-0

0-0-0

0-0-0

0-0-0

0-0-0

0-0-0

0-0-0

0-0-0

0-0-0

0-0-0

0-0-0

0-0-0

0-0-0

0-0-0

0-0-0

0-0-0

0-0-0

0-0-0

0-0-0

0-0-0

0-0-0

0-0-0

0-0-0

0-0-0

0-0-0

0-0-0

0-0-0

0-0-0

0-0-0

0-0-0

0-0-0

0-0-0

0-0-0

0-0-0

0-0-0

0-0-0

0-0-0

0-0-0

0-0-0

0-0-0

0-0-0

0-0-0

0-0-0

0-0-0

0-0-0

0-0-0

0-0-0

0-0-0

0-0-0

0-0-0

0-0-0

0-0-0

0-0-0

0-0-0

0-0-0

Non-Div. I Games:

VMI

Average RPI Win: 108		WON-LOST RECORD		WINNING PCT. RANK		LAST 10 GAMES		STRENGTH OF SCHEDULE		OPP. STRENGTH OF SCHEDULE		TEAM RPI		ADJ RPI		CONF. RPI		ADJ CONF. RPI	
DIV. I ONLY		1-13-0		.07143 203		0-10-0		168		204		204		.30635 205		20		20	
DIV. I NON-CONF.		1-5-0		.16667 189		0-2-0		177		205		203		.30919 204		15		16	
TOTALS		RPI 1-25		RPI 26-50		W-L RECORDS		RPI 51-100		RPI 101-150		RPI 150+							
1-13-0		0-1-0		0-2-0		OVERALL		0-0-0		1-3-0		0-7-0							
1-5-0		0-0-0		0-1-0		HOME		0-0-0		1-2-0		0-2-0							
0-8-0		0-1-0		0-1-0		AWAY		0-0-0		0-1-0		0-5-0							
0-0-0		0-0-0		0-0-0		NEUTRAL		0-0-0		0-0-0		0-0-0							
1-5-0		0-0-0		0-0-0		NON-CONFERENCE		0-0-0		1-0-0		0-5-0							
1-1-0		0-0-0		0-0-0		HOME		0-0-0		1-0-0		0-1-0							
0-4-0		0-0-0		0-0-		AWAY		0-0-0		0-0-0		0-4-0							
0-0-0		0-0-0		0-0-0		NEUTRAL		0-0-0		0-0-0		0-0-0							
0-8-0		0-1-0		0-2-0		CONFERENCE		0-0-0		0-3-0		0-2-0							
0-4-0		0-0-0		0-1-0		HOME		0-0-0		0-2-0		0-1-0							
0-4-0		0-1-0		0-1-0		AWAY		0-0-0		0-1-0		0-1-0							
0-0-0		0-0-0		0-0-0		NEUTRAL		0-0-0		0-0-0		0-0-0							
RPI	S	Opponent		Score		RPI	S	Opponent		Score		RPI	S	Opponent		Score			
24	A	Coastal Caro.		0 2		39	A	Radford		1 6		102	H	High Point		0 3			
						49	H	Winthrop		0 4		108	H	Wofford		2 1			
												126	H	Liberty		0 1			
												149	A	Campbell		1 3			
												164	A	Pittsburgh		0 3			
												165	H	Ga. Southern		0 5			
												174	A	Georgia St.		0 1			
												184	A	Appalachian St.		0 4			
												192	A	Gardner-Webb		2 5			
												193	A	USC Upstate		0 2			
												197	H	Longwood		1 4			
						LAST 10 GAMES													
						126	H	Liberty		0 1		24	A	Coastal Caro.		0 2			
						192	A	Gardner-Webb		2 5		102	H	High Point		0 3			
						149	A	Campbell		1 3		39	A	Radford		1 6			
						197	H	Longwood		1 4		165	H	Ga. Southern		0 5			
						49	H	Winthrop		0 4		193	A	USC Upstate		0 2			

Non-Div. I Games:

Presbyterian