

Average RPI Win:		53	WON-LOST		WINNING		LAST 10		STRENGTH OF		OPP. STRENGTH		TEAM	ADJ		CONF.	ADJ CONF.							
Average RPI Loss:		15	RECORD		PCT. RANK		GAMES		SCHEDULE		OF SCHEDULE		RPI	RPI		RPI	RPI							
DIV. I ONLY			27- 4		.87097		6		7- 3		4		5		1		.73183		1		2		2	
DIV. I NON-CONF.			11- 0		1		1		0- 0		4		11		1		.76546		1		1		1	
TOTALS		RPI 1-25		RPI 26-50				W-L RECORDS				RPI 51-100				RPI 101-150				RPI 150+				
27- 4		9- 3		6- 1				OVERALL				8- 0				4- 0				0- 0				
14- 1		5- 1		4- 0				HOME				3- 0				2- 0				0- 0				
9- 3		3- 2		2- 1				AWAY				3- 0				1- 0				0- 0				
4- 0		1- 0		0- 0				NEUTRAL				2- 0				1- 0				0- 0				
11- 0		3- 0		3- 0				NON-CONFERENCE				4- 0				1- 0				0- 0				
5- 0		2- 0		2- 0				HOME				1- 0				0- 0				0- 0				
2- 0		0- 0		1- 0				AWAY				1- 0				0- 0				0- 0				
4- 0		1- 0		0- 0				NEUTRAL				2- 0				1- 0				0- 0				
16- 4		6- 3		3- 1				CONFERENCE				4- 0				3- 0				0- 0				
9- 1		3- 1		2- 0				HOME				2- 0				2- 0				0- 0				
7- 3		3- 2		1- 1				AWAY				2- 0				1- 0				0- 0				
0- 0		0- 0		0- 0				NEUTRAL				0- 0				0- 0				0- 0				
RPI	S	Opponent		Score		RPI	S	Opponent		Score		RPI	S	Opponent		Score		RPI	S	Opponent		Score		
4	A	Nebraska		1	3	36	H	Dayton		3	2	53	N	UC Santa Barbara		3	1	104	N	Cal Poly		3	1	
6	A	Purdue		1	3	37	A	Michigan St.		1	3	55	N	St. Mary's (CA)		3	0	143	A	Indiana		3	1	
6	H	Purdue		3	1	37	H	Michigan St.		3	2	58	A	Wisconsin		3	0	143	H	Indiana		3	1	
9	H	Tennessee		3	1	38	H	Louisville		3	2	58	H	Wisconsin		3	1	144	H	Iowa		3	1	
11	A	Penn St.		3	2	45	A	Middle Tenn.		3	0	59	A	BYU		3	0							
11	H	Penn St.		3	0	48	A	Ohio St.		3	0	61	H	Houston		3	1							
12	A	Minnesota		3	2	48	H	Ohio St.		3	1	81	A	Northwestern		3	0							
12	H	Minnesota		0	3							81	H	Northwestern		3	0							
19	H	Cincinnati		3	0																			
23	A	Michigan		3	1																			
23	H	Michigan		3	1																			
24	N	Tulsa		3	2																			
LAST 10 GAMES																								
144 H Iowa						3 1						11 H Penn St.						3 0						
81 H Northwestern						3 0						143 A Indiana						3 1						
23 A Michigan						3 1						6 A Purdue						1 3						
37 A Michigan St.						1 3						12 H Minnesota						0 3						
48 H Ohio St.						3 1						58 H Wisconsin						3 1						

Non-Div. I Games:

Illinois

Average RPI Win:	49	WON-LOST	WINNING	LAST 10	STRENGTH OF	OPP. STRENGTH	TEAM	ADJ	CONF.	ADJ CONF.				
Average RPI Loss:	18	RECORD	PCT. RANK	GAMES	SCHEDULE	OF SCHEDULE	RPI	RPI	RPI	RPI				
DIV. I ONLY		22- 4	.84615	13	10- 0	3	2	2	.72557	2	1	1		
DIV. I NON-CONF.		7- 3	.7	70	0- 0	19	4	22	.65216	22	2	2		
<hr/>														
TOTALS	RPI 1-25	RPI 26-50			W-L RECORDS		RPI 51-100		RPI 101-150		RPI 150+			
22- 4	6- 3	9- 1			OVERALL		3- 0		4- 0		0- 0			
13- 0	3- 0	5- 0			HOME		2- 0		3- 0		0- 0			
8- 3	2- 2	4- 1			AWAY		1- 0		1- 0		0- 0			
1- 1	1- 1	0- 0			NEUTRAL		0- 0		0- 0		0- 0			
7- 3	2- 3	0- 0			NON-CONFERENCE		3- 0		2- 0		0- 0			
5- 0	1- 0	0- 0			HOME		2- 0		2- 0		0- 0			
1- 2	0- 2	0- 0			AWAY		1- 0		0- 0		0- 0			
1- 1	1- 1	0- 0			NEUTRAL		0- 0		0- 0		0- 0			
15- 1	4- 0	9- 1			CONFERENCE		0- 0		2- 0		0- 0			
8- 0	2- 0	5- 0			HOME		0- 0		1- 0		0- 0			
7- 1	2- 0	4- 1			AWAY		0- 0		1- 0		0- 0			
0- 0	0- 0	0- 0			NEUTRAL		0- 0		0- 0		0- 0			
RPI	S	Opponent	Score		RPI	S	Opponent	Score		RPI	S	Opponent	Score	
3	A	Iowa St.	3	2	26	A	Kansas St.	3	0	56	A	TCU	3	0
3	H	Iowa St.	3	0	26	H	Kansas St.	3	1	78	H	UTSA	3	1
11	N	Penn St.	3	2	27	A	Oklahoma	2	3	97	H	SMU	3	0
12	A	Minnesota	0	3	27	H	Oklahoma	3	1					
12	A	Minnesota	0	3	33	A	Missouri	3	1					
16	H	Pepperdine	3	1	33	H	Missouri	3	0					
17	A	Texas A&M	3	0	46	A	Baylor	3	1					
17	H	Texas A&M	3	0	46	H	Baylor	3	0					
20	N	Florida	2	3	47	A	Kansas	3	2					
					47	H	Kansas	3	0					
					LAST 10 GAMES									
					27 H Oklahoma					113 A Texas Tech				
					17 A Texas A&M					47 A Kansas				
					33 A Missouri					3 H Iowa St.				
					46 H Baylor					33 H Missouri				
					26 H Kansas St.					46 A Baylor				

Average RPI Win:	59	WON-LOST RECORD	WINNING PCT. RANK	LAST 10 GAMES	STRENGTH OF SCHEDULE	OPP. STRENGTH OF SCHEDULE	TEAM RPI	ADJ RPI	CONF. RPI	ADJ CONF. RPI		
Average RPI Loss:	6											
DIV. I ONLY		22- 5	.81481	20	8- 2	1	3	3	.72223	3	1	1
DIV. I NON-CONF.		9- 2	.81818	34	0- 0	6	8	7	.70822	7	2	2
<hr/>												
TOTALS	RPI 1-25	RPI 26-50		W-L RECORDS		RPI 51-100		RPI 101-150		RPI 150+		
22- 5	4- 5	12- 0		OVERALL		0- 0		5- 0		1- 0		
9- 2	0- 2	5- 0		HOME		0- 0		3- 0		1- 0		
11- 3	3- 3	7- 0		AWAY		0- 0		1- 0		0- 0		
2- 0	1- 0	0- 0		NEUTRAL		0- 0		1- 0		0- 0		
9- 2	3- 2	2- 0		NON-CONFERENCE		0- 0		3- 0		1- 0		
3- 0	0- 0	0- 0		HOME		0- 0		2- 0		1- 0		
4- 2	2- 2	2- 0		AWAY		0- 0		0- 0		0- 0		
2- 0	1- 0	0- 0		NEUTRAL		0- 0		1- 0		0- 0		
13- 3	1- 3	10- 0		CONFERENCE		0- 0		2- 0		0- 0		
6- 2	0- 2	5- 0		HOME		0- 0		1- 0		0- 0		
7- 1	1- 1	5- 0		AWAY		0- 0		1- 0		0- 0		
0- 0	0- 0	0- 0		NEUTRAL		0- 0		0- 0		0- 0		
RPI	S	Opponent	Score	RPI	S	Opponent	Score	RPI	S	Opponent	Score	
2	A	Texas	0 3	26	A	Kansas St.	3 0	113	A	Texas Tech	3 0	
2	H	Texas	2 3	26	H	Kansas St.	3 0	113	H	Texas Tech	3 0	
4	A	Nebraska	0 3	27	A	Oklahoma	3 1	130	N	IUPUI	3 0	
5	A	UNI	0 3	27	H	Oklahoma	3 1	141	H	Arizona St.	3 1	
14	A	Northern Ill.	3 1	33	A	Missouri	3 1	144	H	Iowa	3 0	
17	A	Texas A&M	3 1	33	H	Missouri	3 0	151	H	Southern Miss.	3 0	
17	H	Texas A&M	1 3	42	A	North Dakota St.	3 2					
19	N	Cincinnati	3 1	42	A	North Dakota St.	3 0					
20	A	Florida	3 2	46	A	Baylor	3 2					
				46	H	Baylor	3 0					
				47	A	Kansas	3 0					
				47	H	Kansas	3 0					
				LAST 10 GAMES								
				17	H	Texas A&M	1 3	27	A	Oklahoma	3 1	
				46	A	Baylor	3 2	2	A	Texas	0 3	
				26	H	Kansas St.	3 0	47	H	Kansas	3 0	
				33	A	Missouri	3 1	17	A	Texas A&M	3 1	
				113	H	Texas Tech	3 0	46	H	Baylor	3 0	

Non-Div. I Games:

Iowa St.

Average RPI Win:	68	WON-LOST	WINNING	LAST 10	STRENGTH OF	OPP. STRENGTH	TEAM	ADJ	CONF.	ADJ CONF.		
Average RPI Loss:	32	RECORD	PCT. RANK	GAMES	SCHEDULE	OF SCHEDULE	RPI	RPI	RPI	RPI		
DIV. I ONLY		24- 4	.85714	12	7- 3	10	4	5	.70342	4	2	2
DIV. I NON-CONF.		7- 1	.875	21	0- 0	31	16	11	.67154	11	1	1
<hr/>												
TOTALS	RPI 1-25	RPI 26-50		W-L RECORDS		RPI 51-100		RPI 101-150		RPI 150+		
24- 4	8- 2	4- 1		OVERALL		6- 1		5- 0		1- 0		
14- 0	6- 0	2- 0		HOME		3- 0		2- 0		1- 0		
8- 4	2- 2	2- 1		AWAY		1- 1		3- 0		0- 0		
2- 0	0- 0	0- 0		NEUTRAL		2- 0		0- 0		0- 0		
<hr/>												
7- 1	1- 0	0- 1		NON-CONFERENCE		4- 0		1- 0		1- 0		
4- 0	1- 0	0- 0		HOME		2- 0		0- 0		1- 0		
1- 1	0- 0	0- 1		AWAY		0- 0		1- 0		0- 0		
2- 0	0- 0	0- 0		NEUTRAL		2- 0		0- 0		0- 0		
<hr/>												
17- 3	7- 2	4- 0		CONFERENCE		2- 1		4- 0		0- 0		
10- 0	5- 0	2- 0		HOME		1- 0		2- 0		0- 0		
7- 3	2- 2	2- 0		AWAY		1- 1		2- 0		0- 0		
0- 0	0- 0	0- 0		NEUTRAL		0- 0		0- 0		0- 0		
<hr/>												
RPI S	Opponent	Score	RPI S	Opponent	Score	RPI S	Opponent	Score	RPI S	Opponent	Score	
1 H	Illinois	3 1	28 A	Colorado St.	2 3	55 H	St. Mary's (CA)	3 2	118 A	New Mexico	3 0	
3 H	Iowa St.	3 0	37 A	Michigan St.	3 2	58 A	Wisconsin	3 0	143 A	Indiana	3 0	
6 A	Purdue	0 3	37 H	Michigan St.	3 0	58 H	Wisconsin	3 1	143 H	Indiana	3 0	
6 H	Purdue	3 1	48 A	Ohio St.	3 1	60 N	New Mexico St.	3 2	144 A	Iowa	3 0	
11 A	Penn St.	1 3	48 H	Ohio St.	3 1	69 H	Creighton	3 0	144 H	Iowa	3 0	
11 H	Penn St.	3 2				81 A	Northwestern	1 3	289 H	Weber St.	3 0	
12 A	Minnesota	3 2				85 N	Albany (NY)	3 0				
12 H	Minnesota	3 1										
23 A	Michigan	3 0										
23 H	Michigan	3 1										
<hr/>												
LAST 10 GAMES												
81 A Northwestern						1	3	143 A Indiana				3 0
144 A Iowa						3	0	37 H Michigan St.				3 0
58 H Wisconsin						3	1	23 H Michigan				3 1
12 H Minnesota						3	1	11 A Penn St.				1 3
6 A Purdue						0	3	48 A Ohio St.				3 1

Non-Div. I Games:

Nebraska

UNI				Through Games Of November 26, 2011										
Average RPI Win:	110	WON-LOST	WINNING	LAST 10	STRENGTH OF	OPP. STRENGTH	TEAM	ADJ	CONF.	ADJ CONF.				
Average RPI Loss:	12	RECORD	PCT. RANK	GAMES	SCHEDULE	OF SCHEDULE	RPI	RPI	RPI	RPI				
DIV. I ONLY		32- 1	.9697	1	10- 0	37	33	4	.69836	5	10	10		
DIV. I NON-CONF.		12- 1	.92308	15	1- 0	18	2	6	.72019	6	9	9		
<hr/>														
TOTALS		RPI 1-25		RPI 26-50		W-L RECORDS		RPI 51-100		RPI 101-150		RPI 150+		
32- 1		4- 1		8- 0		OVERALL		4- 0		4- 0		12- 0		
16- 1		1- 1		6- 0		HOME		2- 0		2- 0		5- 0		
12- 0		1- 0		2- 0		AWAY		2- 0		1- 0		6- 0		
4- 0		2- 0		0- 0		NEUTRAL		0- 0		1- 0		1- 0		
<hr/>														
12- 1		4- 1		3- 0		NON-CONFERENCE		2- 0		1- 0		2- 0		
5- 1		1- 1		3- 0		HOME		1- 0		0- 0		0- 0		
3- 0		1- 0		0- 0		AWAY		1- 0		0- 0		1- 0		
4- 0		2- 0		0- 0		NEUTRAL		0- 0		1- 0		1- 0		
<hr/>														
20- 0		0- 0		5- 0		CONFERENCE		2- 0		3- 0		10- 0		
11- 0		0- 0		3- 0		HOME		1- 0		2- 0		5- 0		
9- 0		0- 0		2- 0		AWAY		1- 0		1- 0		5- 0		
0- 0		0- 0		0- 0		NEUTRAL		0- 0		0- 0		0- 0		
<hr/>														
RPI	S	Opponent	Score		RPI	S	Opponent	Score		RPI	S	Opponent	Score	
3	H	Iowa St.	3	0	39	A	Wichita St.	3	0	69	A	Creighton	3	0
10	N	Florida St.	3	2	39	H	Wichita St.	3	2	69	H	Creighton	3	1
12	H	Minnesota	2	3	39	H	Wichita St.	3	0	79	A	Delaware	3	0
14	A	Northern Ill.	3	0	40	H	Marquette	3	0	82	H	Saint Louis	3	0
19	N	Cincinnati	3	1	42	H	North Dakota St.	3	2					
					44	A	Missouri St.	3	2					
					44	H	Missouri St.	3	0					
					47	H	Kansas	3	2					
<hr/>														
LAST 10 GAMES														
					39	H	Wichita St.	3	0	69	H	Creighton	3	1
					109	H	Illinois St.	3	0	168	A	South Dakota St.	3	0
					226	A	Southern Ill.	3	0	219	A	Bradley	3	0
					181	A	Evansville	3	0	39	A	Wichita St.	3	0
					193	H	Drake	3	0	44	A	Missouri St.	3	2

Non-Div. I Games:

UNI

Average RPI Win:		94	WON-LOST RECORD		WINNING PCT. RANK		LAST 10 GAMES		STRENGTH OF SCHEDULE		OPP. STRENGTH OF SCHEDULE		TEAM RPI		ADJ RPI		CONF. RPI		ADJ CONF. RPI				
DIV. I ONLY			27- 4		.87097 6		9- 1		22		9		7		.68914 6		2		2				
DIV. I NON-CONF.			11- 0		1 1		0- 0		87		50		15		.66204 16		1		1				
TOTALS		RPI 1-25		RPI 26-50				W-L RECORDS				RPI 51-100				RPI 101-150				RPI 150+			
27- 4		6- 4		7- 0				OVERALL				4- 0				5- 0				5- 0			
15- 1		4- 1		4- 0				HOME				2- 0				3- 0				2- 0			
8- 3		1- 3		2- 0				AWAY				2- 0				2- 0				1- 0			
4- 0		1- 0		1- 0				NEUTRAL				0- 0				0- 0				2- 0			
11- 0		1- 0		3- 0				NON-CONFERENCE				1- 0				1- 0				5- 0			
6- 0		0- 0		2- 0				HOME				1- 0				1- 0				2- 0			
1- 0		0- 0		0- 0				AWAY				0- 0				0- 0				1- 0			
4- 0		1- 0		1- 0				NEUTRAL				0- 0				0- 0				2- 0			
16- 4		5- 4		4- 0				CONFERENCE				3- 0				4- 0				0- 0			
9- 1		4- 1		2- 0				HOME				1- 0				2- 0				0- 0			
7- 3		1- 3		2- 0				AWAY				2- 0				2- 0				0- 0			
0- 0		0- 0		0- 0				NEUTRAL				0- 0				0- 0				0- 0			
RPI	S	Opponent		Score		RPI	S	Opponent		Score		RPI	S	Opponent		Score		RPI	S	Opponent		Score	
1	A	Illinois		1	3	34	H	Ball St.		3	1	58	A	Wisconsin		3	0	143	A	Indiana		3	1
1	H	Illinois		3	1	37	A	Michigan St.		3	1	71	H	Col. of Charleston		3	0	143	H	Indiana		3	2
4	A	Nebraska		1	3	37	H	Michigan St.		3	0	81	A	Northwestern		3	1	144	A	Iowa		3	0
4	H	Nebraska		3	0	38	N	Louisville		3	2	81	H	Northwestern		3	0	144	H	Iowa		3	2
11	A	Penn St.		1	3	46	H	Baylor		3	0							146	H	VCU		3	0
11	H	Penn St.		1	3	48	A	Ohio St.		3	0							153	A	Denver		3	1
12	H	Minnesota		3	1	48	H	Ohio St.		3	1							223	H	Western Caro.		3	0
19	N	Cincinnati		3	0													248	N	Air Force		3	0
23	A	Michigan		3	2													260	N	Bryant		3	0
23	H	Michigan		3	0													261	H	Jacksonville St.		3	0
LAST 10 GAMES																							
58 A Wisconsin						3 0						144 H Iowa						3 2					
143 A Indiana						3 1						81 H Northwestern						3 0					
11 A Penn St.						1 3						1 H Illinois						3 1					
48 A Ohio St.						3 0						37 A Michigan St.						3 1					
4 H Nebraska						3 0						23 A Michigan						3 2					

Non-Div. I Games:

Purdue

Average RPI Win:		113	WON-LOST		WINNING		LAST 10		STRENGTH OF		OPP. STRENGTH		TEAM	ADJ		CONF.		ADJ CONF.						
Average RPI Loss:		15	RECORD		PCT. RANK		GAMES		SCHEDULE		OF SCHEDULE		RPI	RPI		RPI		RPI						
DIV. I ONLY			29- 1		.96667		2		10- 0		36		60		6		.68405		7		13		13	
DIV. I NON-CONF.			13- 1		.92857		12		2- 0		10		5		5		.73049		4		13		13	
TOTALS		RPI 1-25		RPI 26-50				W-L RECORDS				RPI 51-100				RPI 101-150				RPI 150+				
29- 1		3- 1		4- 0				OVERALL				8- 0				7- 0				8- 0				
19- 1		3- 1		4- 0				HOME				6- 0				2- 0				4- 0				
8- 0		0- 0		0- 0				AWAY				1- 0				4- 0				4- 0				
2- 0		0- 0		0- 0				NEUTRAL				1- 0				1- 0				0- 0				
13- 1		3- 1		4- 0				NON-CONFERENCE				5- 0				2- 0				0- 0				
12- 1		3- 1		4- 0				HOME				5- 0				0- 0				0- 0				
2- 0		0- 0		0- 0				AWAY				0- 0				2- 0				0- 0				
0- 0		0- 0		0- 0				NEUTRAL				0- 0				0- 0				0- 0				
16- 0		0- 0		0- 0				CONFERENCE				3- 0				5- 0				8- 0				
7- 0		0- 0		0- 0				HOME				1- 0				2- 0				4- 0				
7- 0		0- 0		0- 0				AWAY				1- 0				2- 0				4- 0				
2- 0		0- 0		0- 0				NEUTRAL				1- 0				1- 0				0- 0				
RPI	S	Opponent		Score		RPI	S	Opponent		Score		RPI	S	Opponent		Score		RPI	S	Opponent		Score		
15	H	UCLA		1	3	39	H	Wichita St.		3	1	57	H	Notre Dame		3	1	102	A	Idaho		3	1	
16	H	Pepperdine		3	1	41	H	Long Beach St.		3	2	57	H	Notre Dame		3	0	102	H	Idaho		3	0	
16	H	Pepperdine		3	1	48	H	Ohio St.		3	0	60	A	New Mexico St.		3	2	134	A	Fresno St.		3	1	
19	H	Cincinnati		3	0	49	H	Arizona		3	0	60	H	New Mexico St.		3	0	134	H	Fresno St.		3	0	
												60	N	New Mexico St.		3	0	134	N	Fresno St.		3	2	
												63	H	Rice		3	0	136	A	Cal St. Fullerton		3	1	
												88	H	San Francisco		3	0	136	A	Cal St. Fullerton		3	1	
												92	H	Pacific		3	1	170	A	San Jose St.		3	0	
																		170	H	San Jose St.		3	0	
																		173	A	Utah St.		3	1	
																		173	H	Utah St.		3	0	
																		263	A	Nevada		3	0	
																		263	H	Nevada		3	0	
																		267	A	Louisiana Tech		3	0	
																		267	H	Louisiana Tech		3	0	
LAST 10 GAMES						LAST 10 GAMES						LAST 10 GAMES						LAST 10 GAMES						
136	A	Cal St. Fullerton		3	1	267	H	Louisiana Tech		3	0	136	A	Cal St. Fullerton		3	1	263	A	Nevada		3	0	
60	N	New Mexico St.		3	0	134	A	Fresno St.		3	1	60	N	New Mexico St.		3	0	170	A	San Jose St.		3	0	
134	N	Fresno St.		3	2	102	H	Idaho		3	0													
60	H	New Mexico St.		3	0																			

Non-Div. I Games:

Hawaii

Average RPI Win:	87	WON-LOST	WINNING	LAST 10	STRENGTH OF	OPP. STRENGTH	TEAM	ADJ	CONF.	ADJ CONF.	
Average RPI Loss:	29	RECORD	PCT. RANK	GAMES	SCHEDULE	OF SCHEDULE	RPI	RPI	RPI	RPI	
DIV. I ONLY	25- 4	.86207	9	9- 1	17	18	8	.68183	8	3	3
DIV. I NON-CONF.	5- 2	.71429	67	0- 0	15	15	19	.6528	21	3	3
<hr/>											
TOTALS	RPI 1-25	RPI 26-50		W-L RECORDS	RPI 51-100		RPI 101-150		RPI 150+		
25- 4	3- 3	8- 0		OVERALL	2- 1		7- 0		5- 0		
10- 1	1- 1	4- 0		HOME	0- 0		3- 0		2- 0		
12- 2	1- 2	4- 0		AWAY	0- 0		4- 0		3- 0		
3- 1	1- 0	0- 0		NEUTRAL	2- 1		0- 0		0- 0		
<hr/>											
5- 2	1- 1	0- 0		NON-CONFERENCE	2- 1		1- 0		1- 0		
0- 0	0- 0	0- 0		HOME	0- 0		0- 0		0- 0		
2- 1	0- 1	0- 0		AWAY	0- 0		1- 0		1- 0		
3- 1	1- 0	0- 0		NEUTRAL	2- 1		0- 0		0- 0		
<hr/>											
20- 2	2- 2	8- 0		CONFERENCE	0- 0		6- 0		4- 0		
10- 1	1- 1	4- 0		HOME	0- 0		3- 0		2- 0		
10- 1	1- 1	4- 0		AWAY	0- 0		3- 0		2- 0		
0- 0	0- 0	0- 0		NEUTRAL	0- 0		0- 0		0- 0		
<hr/>											
RPI S	Opponent	Score	RPI S	Opponent	Score	RPI S	Opponent	Score	RPI S	Opponent	Score
11 A	Penn St.	2 3	29 A	California	3 0	54 N	Clemson	3 0	103 A	Oregon St.	3 0
12 N	Minnesota	3 2	29 H	California	3 0	64 N	Furman	3 0	103 H	Oregon St.	3 0
15 A	UCLA	3 1	30 A	Oregon	3 0	73 N	UCF	0 3	124 A	Cal St. Northridge	3 0
15 H	UCLA	0 3	30 H	Oregon	3 1				138 A	Utah	3 0
18 A	Stanford	0 3	35 A	Washington	3 0				138 H	Utah	3 0
18 H	Stanford	3 0	35 H	Washington	3 0				141 A	Arizona St.	3 1
			49 A	Arizona	3 0				141 H	Arizona St.	3 1
			49 H	Arizona	3 0				152 A	Fla. Gulf Coast	3 0
									156 A	Washington St.	3 0
									156 H	Washington St.	3 0
									183 A	Colorado	3 0
									183 H	Colorado	3 0
<hr/>											
LAST 10 GAMES											
			15 A	UCLA	3 1	35 H	Washington	3 0			
			49 H	Arizona	3 0	156 H	Washington St.	3 0			
			141 H	Arizona St.	3 1	29 A	California	3 0			
			30 A	Oregon	3 0	18 A	Stanford	0 3			
			103 A	Oregon St.	3 0	183 H	Colorado	3 0			

Non-Div. I Games:

Southern California

Average RPI Win:		90	WON-LOST		WINNING		LAST 10		STRENGTH OF		OPP. STRENGTH		TEAM	ADJ		CONF.		ADJ CONF.	
Average RPI Loss:		25	RECORD		PCT. RANK		GAMES		SCHEDULE		OF SCHEDULE		RPI	RPI		RPI		RPI	
DIV. I ONLY			27- 3		.9 4		10- 0		29		29		9	.67737 9		4		4	
DIV. I NON-CONF.			8- 2		.8 40		1- 0		12		21		9	.67722 10		4		4	
TOTALS		RPI 1-25		RPI 26-50		W-L RECORDS		RPI 51-100		RPI 101-150		RPI 150+							
27- 3		3- 2		2- 0		OVERALL		9- 1		12- 0		1- 0							
13- 0		2- 0		0- 0		HOME		4- 0		6- 0		1- 0							
11- 2		1- 2		1- 0		AWAY		3- 0		6- 0		0- 0							
3- 1		0- 0		1- 0		NEUTRAL		2- 1		0- 0		0- 0							
8- 2		0- 1		2- 0		NON-CONFERENCE		5- 1		0- 0		1- 0							
3- 0		0- 0		0- 0		HOME		2- 0		0- 0		1- 0							
2- 1		0- 1		1- 0		AWAY		1- 0		0- 0		0- 0							
3- 1		0- 0		1- 0		NEUTRAL		2- 1		0- 0		0- 0							
19- 1		3- 1		0- 0		CONFERENCE		4- 0		12- 0		0- 0							
10- 0		2- 0		0- 0		HOME		2- 0		6- 0		0- 0							
9- 1		1- 1		0- 0		AWAY		2- 0		6- 0		0- 0							
0- 0		0- 0		0- 0		NEUTRAL		0- 0		0- 0		0- 0							
RPI	S	Opponent		Score		RPI	S	Opponent		Score		RPI	S	Opponent		Score			
1	A	Illinois		1	3	36	N	Dayton		3	2	51	H	Ohio		3	2		
13	A	Kentucky		2	3	38	A	Louisville		3	0	61	N	Houston		2	3		
13	H	Kentucky		3	1							65	A	Virginia Tech		3	1		
20	A	Florida		3	2							66	A	Arkansas		3	0		
20	H	Florida		3	1							66	H	Arkansas		3	0		
												67	A	LSU		3	1		
												67	H	LSU		3	0		
												94	N	American		3	0		
												96	N	Seton Hall		3	0		
												99	H	Villanova		3	0		
														101 A Ole Miss		3	2		
														101 H Ole Miss		3	2		
														115 A South Carolina		3	1		
														115 H South Carolina		3	0		
														117 A Auburn		3	1		
														117 H Auburn		3	0		
														121 A Georgia		3	1		
														121 H Georgia		3	0		
														131 A Mississippi St.		3	0		
														131 H Mississippi St.		3	1		
														149 A Alabama		3	0		
														149 H Alabama		3	0		
														164 H Maryland		3	2		
LAST 10 GAMES																			
						13	H	Kentucky		3	1	131	H	Mississippi St.		3	1		
						67	H	LSU		3	0	38	A	Louisville		3	0		
						66	H	Arkansas		3	0	115	H	South Carolina		3	0		
						149	A	Alabama		3	0	20	H	Florida		3	1		
						101	A	Ole Miss		3	2	121	A	Georgia		3	1		

Non-Div. I Games:

Tennessee

Average RPI Win:	91	WON-LOST	WINNING	LAST 10	STRENGTH OF	OPP. STRENGTH	TEAM	ADJ	CONF.	ADJ CONF.		
Average RPI Loss:	22	RECORD	PCT. RANK	GAMES	SCHEDULE	OF SCHEDULE	RPI	RPI	RPI	RPI		
DIV. I ONLY		24- 6	.8	23	8- 2	5	31	10	.67658	10	5	5
DIV. I NON-CONF.		6- 4	.6	117	0- 0	2	10	10	.67725	9	5	5
<hr/>												
TOTALS	RPI 1-25	RPI 26-50		W-L RECORDS		RPI 51-100		RPI 101-150		RPI 150+		
24- 6	3- 5	4- 1		OVERALL		8- 0		2- 0		7- 0		
12- 0	3- 0	2- 0		HOME		4- 0		1- 0		2- 0		
11- 3	0- 2	2- 1		AWAY		4- 0		1- 0		4- 0		
1- 3	0- 3	0- 0		NEUTRAL		0- 0		0- 0		1- 0		
<hr/>												
6- 4	2- 4	1- 0		NON-CONFERENCE		2- 0		0- 0		1- 0		
3- 0	2- 0	0- 0		HOME		1- 0		0- 0		0- 0		
2- 1	0- 1	1- 0		AWAY		1- 0		0- 0		0- 0		
1- 3	0- 3	0- 0		NEUTRAL		0- 0		0- 0		1- 0		
<hr/>												
18- 2	1- 1	3- 1		CONFERENCE		6- 0		2- 0		6- 0		
9- 0	1- 0	2- 0		HOME		3- 0		1- 0		2- 0		
9- 2	0- 1	1- 1		AWAY		3- 0		1- 0		4- 0		
0- 0	0- 0	0- 0		NEUTRAL		0- 0		0- 0		0- 0		
<hr/>												
RPI S	Opponent	Score	RPI S	Opponent	Score	RPI S	Opponent	Score	RPI S	Opponent	Score	
5 N	UNI	2 3	31 A	North Carolina	3 1	54 A	Clemson	3 1	112 A	North Carolina St.	3 2	
13 H	Kentucky	3 0	31 H	North Carolina	3 1	54 H	Clemson	3 0	112 H	North Carolina St.	3 0	
16 N	Pepperdine	1 3	36 A	Dayton	3 1	65 A	Virginia Tech	3 0	161 N	UC Irvine	3 0	
20 A	Florida	0 3	43 A	Duke	2 3	65 H	Virginia Tech	3 0	164 A	Maryland	3 1	
22 A	Miami (FL)	1 3	43 H	Duke	3 0	77 A	Georgia Tech	3 1	171 A	Wake Forest	3 2	
22 H	Miami (FL)	3 0				77 H	Georgia Tech	3 0	171 H	Wake Forest	3 2	
23 N	Michigan	0 3				79 A	Delaware	3 0	172 A	Virginia	3 0	
24 H	Tulsa	3 1				85 H	Albany (NY)	3 0	172 H	Virginia	3 0	
									204 A	Boston College	3 0	
<hr/>												
LAST 10 GAMES												
22 A Miami (FL)					1 3	31 H North Carolina					3 1	
77 A Georgia Tech					3 1	112 H North Carolina St.					3 0	
54 A Clemson					3 1	172 H Virginia					3 0	
43 A Duke					2 3	65 H Virginia Tech					3 0	
171 A Wake Forest					3 2	204 A Boston College					3 0	

Non-Div. I Games:

Florida St.

Average RPI Win:	86	WON-LOST RECORD	WINNING PCT. RANK	LAST 10 GAMES	STRENGTH OF SCHEDULE	OPP. STRENGTH OF SCHEDULE	TEAM RPI	ADJ RPI	CONF. RPI	ADJ CONF. RPI			
DIV. I ONLY		23- 7	.76667	34	8- 2	9	6	12	.67561	11	2	2	
DIV. I NON-CONF.		7- 3	.7	70	0- 0	29	34	30	.6225	30	1	1	
<hr/>													
TOTALS	RPI 1-25	RPI 26-50		W-L RECORDS		RPI 51-100		RPI 101-150		RPI 150+			
23- 7	7- 5	4- 1		OVERALL		3- 1		7- 0		3- 0			
13- 2	5- 1	1- 1		HOME		2- 0		3- 0		2- 0			
8- 4	2- 3	3- 0		AWAY		1- 1		3- 0		0- 0			
2- 1	0- 1	0- 0		NEUTRAL		0- 0		1- 0		1- 0			
7- 3	1- 2	0- 1		NON-CONFERENCE		0- 0		3- 0		3- 0			
4- 1	1- 0	0- 1		HOME		0- 0		1- 0		2- 0			
1- 1	0- 1	0- 0		AWAY		0- 0		1- 0		0- 0			
2- 1	0- 1	0- 0		NEUTRAL		0- 0		1- 0		1- 0			
17- 4	6- 3	4- 0		CONFERENCE		3- 1		4- 0		0- 0			
9- 1	4- 1	1- 0		HOME		2- 0		2- 0		0- 0			
8- 3	2- 2	3- 0		AWAY		1- 1		2- 0		0- 0			
0- 0	0- 0	0- 0		NEUTRAL		0- 0		0- 0		0- 0			
RPI S	Opponent	Score	RPI S	Opponent	Score	RPI S	Opponent	Score	RPI S	Opponent	Score		
1 A	Illinois	0 3	30 H	Oregon	1 3	58 A	Wisconsin	2 3	126 A	Pittsburgh	3 0		
1 H	Illinois	2 3	37 A	Michigan St.	3 1	58 H	Wisconsin	3 0	140 N	Miami (OH)	3 0		
2 N	Texas	2 3	37 A	Michigan St.	3 1	81 A	Northwestern	3 0	143 A	Indiana	3 0		
4 A	Nebraska	2 3	48 A	Ohio St.	3 1	81 H	Northwestern	3 2	143 H	Indiana	3 0		
4 H	Nebraska	3 1	48 H	Ohio St.	3 0				144 A	Iowa	3 0		
6 A	Purdue	3 1							144 H	Iowa	3 1		
6 H	Purdue	3 1							147 H	Long Island	3 0		
8 H	Southern California	3 2							152 H	Fla. Gulf Coast	3 1		
12 A	Minnesota	3 2							236 H	Rutgers	3 0		
12 H	Minnesota	3 0							238 N	New Hampshire	3 0		
18 A	Stanford	1 3											
23 H	Michigan	3 0											
<hr/>													
LAST 10 GAMES													
37 A Michigan St.						3	1	81 A Northwestern				3	0
37 A Michigan St.						3	1	1 A Illinois				0	3
48 A Ohio St.						3	1	58 A Wisconsin				2	3
6 H Purdue						3	1	12 A Minnesota				3	2
143 H Indiana						3	0	4 H Nebraska				3	1

Non-Div. I Games:

Penn St.

Average RPI Win:	59	WON-LOST RECORD	WINNING PCT. RANK	LAST 10 GAMES	STRENGTH OF SCHEDULE	OPP. STRENGTH OF SCHEDULE	TEAM RPI	ADJ RPI	CONF. RPI	ADJ CONF. RPI					
DIV. I ONLY		18- 11	.62069	98	7- 3	2	1	14	.66978	12	2	2			
DIV. I NON-CONF.		7- 2	.77778	48	0- 0	1	1	3	.74168	3	1	1			
<hr/>															
TOTALS	RPI 1-25	RPI 26-50		W-L RECORDS		RPI 51-100		RPI 101-150		RPI 150+					
18- 11	5- 8	6- 2		OVERALL		4- 1		4- 0		0- 0					
8- 4	2- 4	2- 0		HOME		2- 0		3- 0		0- 0					
7- 5	3- 3	2- 1		AWAY		1- 1		1- 0		0- 0					
3- 2	0- 1	2- 1		NEUTRAL		1- 0		0- 0		0- 0					
7- 2	3- 1	3- 1		NON-CONFERENCE		1- 0		0- 0		0- 0					
2- 0	2- 0	0- 0		HOME		0- 0		0- 0		0- 0					
2- 0	1- 0	1- 0		AWAY		0- 0		0- 0		0- 0					
3- 2	0- 1	2- 1		NEUTRAL		1- 0		0- 0		0- 0					
12- 9	2- 7	3- 1		CONFERENCE		3- 1		4- 0		0- 0					
7- 4	0- 4	2- 0		HOME		2- 0		3- 0		0- 0					
5- 5	2- 3	1- 1		AWAY		1- 1		1- 0		0- 0					
0- 0	0- 0	0- 0		NEUTRAL		0- 0		0- 0		0- 0					
RPI	S	Opponent	Score	RPI	S	Opponent	Score	RPI	S	Opponent	Score				
1	A	Illinois	3 0	30	N	Oregon	3 2	58	A	Wisconsin	3 2	143	H	Indiana	3 0
1	H	Illinois	2 3	37	A	Michigan St.	3 0	58	H	Wisconsin	3 0	143	H	Indiana	3 0
2	H	Texas	3 0	37	H	Michigan St.	3 0	81	A	Northwestern	0 3	144	A	Iowa	3 1
2	H	Texas	3 0	40	A	Marquette	3 2	81	H	Northwestern	3 1	144	H	Iowa	3 0
4	A	Nebraska	1 3	45	N	Middle Tenn.	3 0	82	N	Saint Louis	3 0				
4	H	Nebraska	2 3	47	N	Kansas	2 3								
5	A	UNI	3 2	48	A	Ohio St.	0 3								
6	A	Purdue	1 3	48	H	Ohio St.	3 1								
8	N	Southern California	2 3												
11	A	Penn St.	0 3												
11	H	Penn St.	2 3												
23	A	Michigan	3 2												
23	H	Michigan	0 3												
<hr/>															
LAST 10 GAMES															
143 H Indiana 3 0								23 H Michigan 0 3							
143 H Indiana 3 0								37 H Michigan St. 3 0							
58 H Wisconsin 3 0								48 H Ohio St. 3 1							
144 A Iowa 3 1								11 H Penn St. 2 3							
4 A Nebraska 1 3								1 A Illinois 3 0							

Non-Div. I Games:

Minnesota

Average RPI Win:	88	WON-LOST RECORD	WINNING PCT. RANK	LAST 10 GAMES	STRENGTH OF SCHEDULE	OPP. STRENGTH OF SCHEDULE	TEAM RPI	ADJ RPI	CONF. RPI	ADJ CONF. RPI			
DIV. I ONLY		26- 5	.83871	14	9- 1	21	25	11	.66947	13	4	4	
DIV. I NON-CONF.		9- 2	.81818	34	0- 0	7	14	8	.70108	8	4	4	
<hr/>													
TOTALS	RPI 1-25	RPI 26-50		W-L RECORDS		RPI 51-100		RPI 101-150		RPI 150+			
26- 5	4- 4	1- 0		OVERALL		8- 0		12- 1		1- 0			
17- 1	3- 1	1- 0		HOME		5- 0		7- 0		1- 0			
7- 4	0- 3	0- 0		AWAY		2- 0		5- 1		0- 0			
2- 0	1- 0	0- 0		NEUTRAL		1- 0		0- 0		0- 0			
<hr/>													
9- 2	2- 2	1- 0		NON-CONFERENCE		4- 0		1- 0		1- 0			
7- 1	1- 1	1- 0		HOME		3- 0		1- 0		1- 0			
0- 1	0- 1	0- 0		AWAY		0- 0		0- 0		0- 0			
2- 0	1- 0	0- 0		NEUTRAL		1- 0		0- 0		0- 0			
<hr/>													
17- 3	2- 2	0- 0		CONFERENCE		4- 0		11- 1		0- 0			
10- 0	2- 0	0- 0		HOME		2- 0		6- 0		0- 0			
7- 3	0- 2	0- 0		AWAY		2- 0		5- 1		0- 0			
0- 0	0- 0	0- 0		NEUTRAL		0- 0		0- 0		0- 0			
<hr/>													
RPI S	Opponent	Score		RPI S	Opponent	Score		RPI S	Opponent	Score			
9 A	Tennessee	1	3	38 H	Louisville	3	0	51 H	Ohio	3	0		
9 H	Tennessee	3	2			61 H	Houston	3	1	101 A	Ole Miss	3	2
10 A	Florida St.	0	3			65 H	Virginia Tech	3	0	101 H	Ole Miss	3	1
19 H	Cincinnati	0	3			66 A	Arkansas	3	1	115 A	South Carolina	3	1
20 A	Florida	1	3			66 A	Arkansas	3	1	115 H	South Carolina	3	0
20 H	Florida	3	2			66 H	Arkansas	3	2	117 A	Auburn	3	2
21 H	Western Ky.	3	0			67 A	LSU	3	0	117 H	Auburn	3	0
24 N	Tulsa	3	2			67 H	LSU	3	0	121 A	Georgia	3	1
						85 N	Albany (NY)	3	1	121 H	Georgia	3	1
										129 H	Loyola Marymount	3	0
										131 A	Mississippi St.	0	3
										131 H	Mississippi St.	3	0
										149 A	Alabama	3	0
										149 H	Alabama	3	0
										194 H	West Virginia	3	0
<hr/>													
LAST 10 GAMES													
9 A	Tennessee	1	3	131 H	Mississippi St.	3	0						
66 H	Arkansas	3	2	20 H	Florida	3	2						
67 H	LSU	3	0	115 H	South Carolina	3	0						
101 A	Ole Miss	3	2	117 A	Auburn	3	2						
149 A	Alabama	3	0	121 A	Georgia	3	1						

Non-Div. I Games:

Kentucky

Average RPI Win:		116	WON-LOST RECORD		WINNING PCT. RANK		LAST 10 GAMES		STRENGTH OF SCHEDULE		OPP. STRENGTH OF SCHEDULE		TEAM RPI		ADJ RPI		CONF. RPI		ADJ CONF. RPI				
DIV. I ONLY			28- 6		.82353		17		9- 1		13		55		13		.66205		14				
DIV. I NON-CONF.			12- 3		.8		40		1- 0		28		27		20		.65369		19				
TOTALS		RPI 1-25		RPI 26-50		W-L RECORDS		RPI 51-100		RPI 101-150		RPI 150+											
28- 6		1- 3		7- 1		OVERALL		5- 2		6- 0		9- 0											
12- 3		1- 2		3- 0		HOME		2- 1		3- 0		3- 0											
12- 1		0- 0		2- 1		AWAY		3- 0		2- 0		5- 0											
4- 2		0- 1		2- 0		NEUTRAL		0- 1		1- 0		1- 0											
12- 3		1- 3		3- 0		NON-CONFERENCE		1- 0		1- 0		6- 0											
5- 2		1- 2		1- 0		HOME		0- 0		1- 0		2- 0											
5- 0		0- 0		1- 0		AWAY		1- 0		0- 0		3- 0											
2- 1		0- 1		1- 0		NEUTRAL		0- 0		0- 0		1- 0											
16- 3		0- 0		4- 1		CONFERENCE		4- 2		5- 0		3- 0											
7- 1		0- 0		2- 0		HOME		2- 1		2- 0		1- 0											
7- 1		0- 0		1- 1		AWAY		2- 0		2- 0		2- 0											
2- 1		0- 0		1- 0		NEUTRAL		0- 1		1- 0		0- 0											
RPI	S	Opponent		Score		RPI	S	Opponent		Score		RPI	S	Opponent		Score							
3	H	Iowa St.		1	3	32	A	Western Mich.		3	1	51	H	Ohio		3	0	127	A	Toledo	3	1	
5	H	UNI		0	3	32	H	Western Mich.		3	0	68	A	Eastern Mich.		3	1	127	H	Toledo	3	0	
17	N	Texas A&M		1	3	34	A	Ball St.		2	3	68	H	Eastern Mich.		1	3	130	H	IUPUI	3	1	
19	H	Cincinnati		3	0	34	H	Ball St.		3	0	69	A	Creighton		3	0	135	A	Bowling Green	3	2	
						34	N	Ball St.		3	1	74	A	Central Mich.		3	1	135	N	Bowling Green	3	0	
						40	H	Marquette		3	0	74	H	Central Mich.		3	0	140	H	Miami (OH)	3	0	
						40	N	Marquette		3	1	74	N	Central Mich.		2	3	154	H	South Fla.	3	0	
						50	A	Milwaukee		3	0							163	A	Stephen F. Austin	3	1	
																		174	N	South Dakota	3	0	
																		213	A	Buffalo	3	0	
																		214	H	Kent St.	3	0	
																		222	A	Green Bay	3	0	
																		230	A	Akron	3	2	
																		234	H	Ill.-Chicago	3	0	
																		241	A	Lamar	3	0	
						LAST 10 GAMES																	
						40	H	Marquette		3	0	32	A	Western Mich.		3	1						
						74	N	Central Mich.		2	3	34	H	Ball St.		3	0						
						34	N	Ball St.		3	1	127	H	Toledo		3	0						
						135	N	Bowling Green		3	0	74	A	Central Mich.		3	1						
						135	A	Bowling Green		3	2	68	A	Eastern Mich.		3	1						

Non-Div. I Games:

Northern Ill.

Average RPI Win:	100	WON-LOST RECORD	WINNING PCT. RANK	LAST 10 GAMES	STRENGTH OF SCHEDULE	OPP. STRENGTH OF SCHEDULE	TEAM RPI	ADJ RPI	CONF. RPI	ADJ CONF. RPI	
DIV. I ONLY		24- 6	.8 23	7- 3	27	20	18	.66104 15	3	3	
DIV. I NON-CONF.		7- 1	.875 21	0- 0	38	46	14	.6662 13	3	3	
<hr/>											
TOTALS	RPI 1-25	RPI 26-50		W-L RECORDS	RPI 51-100		RPI 101-150		RPI 150+		
24- 6	4- 2	6- 4		OVERALL	0- 0		9- 0		5- 0		
10- 2	1- 1	3- 1		HOME	0- 0		4- 0		2- 0		
10- 4	3- 1	1- 3		AWAY	0- 0		4- 0		2- 0		
4- 0	0- 0	2- 0		NEUTRAL	0- 0		1- 0		1- 0		
7- 1	1- 1	2- 0		NON-CONFERENCE	0- 0		3- 0		1- 0		
1- 0	0- 0	0- 0		HOME	0- 0		1- 0		0- 0		
2- 1	1- 1	0- 0		AWAY	0- 0		1- 0		0- 0		
4- 0	0- 0	2- 0		NEUTRAL	0- 0		1- 0		1- 0		
17- 5	3- 1	4- 4		CONFERENCE	0- 0		6- 0		4- 0		
9- 2	1- 1	3- 1		HOME	0- 0		3- 0		2- 0		
8- 3	2- 0	1- 3		AWAY	0- 0		3- 0		2- 0		
0- 0	0- 0	0- 0		NEUTRAL	0- 0		0- 0		0- 0		
RPI S	Opponent	Score	RPI S	Opponent	Score	RPI S	Opponent	Score	RPI S	Opponent	Score
7 A	Hawaii	3 1	29 A	California	3 1		103 A	Oregon St.		3 1	
8 A	Southern California	3 0	29 H	California	3 1		103 H	Oregon St.		3 0	
8 H	Southern California	1 3	30 A	Oregon	2 3		124 H	Cal St. Northridge		3 0	
16 A	Pepperdine	2 3	30 H	Oregon	3 1		129 A	Loyola Marymount		3 0	
18 A	Stanford	3 0	35 A	Washington	0 3		136 N	Cal St. Fullerton		3 0	
18 H	Stanford	3 2	35 H	Washington	3 0		138 A	Utah		3 0	
			41 N	Long Beach St.	3 1		138 H	Utah		3 0	
			48 N	Ohio St.	3 1		141 A	Arizona St.		3 0	
			49 A	Arizona	2 3		141 H	Arizona St.		3 0	
			49 H	Arizona	0 3		156 A	Washington St.		3 0	
							156 H	Washington St.		3 0	
							183 A	Colorado		3 0	
							183 H	Colorado		3 1	
							301 N	Quinnipiac		3 0	
<hr/>											
LAST 10 GAMES											
8 H Southern California					1 3	156 H Washington St.					3 0
141 H Arizona St.					3 0	35 H Washington					3 0
49 H Arizona					0 3	18 A Stanford					3 0
103 A Oregon St.					3 1	29 A California					3 1
30 A Oregon					2 3	138 H Utah					3 0

Non-Div. I Games:

UCLA

Average RPI Win: 104		WON-LOST	WINNING	LAST 10	STRENGTH OF		OPP. STRENGTH	TEAM	ADJ	CONF.	ADJ CONF.
Average RPI Loss: 19		RECORD	PCT. RANK	GAMES	SCHEDULE		OF SCHEDULE	RPI	RPI	RPI	RPI
DIV. I ONLY		22- 6	.78571	30	15		27	16	.65748	16	6
DIV. I NON-CONF.		7- 5	.58333	132	8		3	24	.6476	23	6
TOTALS		RPI 1-25	RPI 26-50	W-L RECORDS	RPI 51-100		RPI 101-150	RPI 150+			
22- 6		4- 5	1- 0	OVERALL	6- 1		6- 0	5- 0			
12- 1		2- 1	0- 0	HOME	4- 0		3- 0	3- 0			
8- 4		1- 3	1- 0	AWAY	2- 1		2- 0	2- 0			
2- 1		1- 1	0- 0	NEUTRAL	0- 0		1- 0	0- 0			
7- 5		2- 5	1- 0	NON-CONFERENCE	1- 0		2- 0	1- 0			
4- 1		1- 1	0- 0	HOME	1- 0		1- 0	1- 0			
1- 3		0- 3	1- 0	AWAY	0- 0		0- 0	0- 0			
2- 1		1- 1	0- 0	NEUTRAL	0- 0		1- 0	0- 0			
15- 1		2- 0	0- 0	CONFERENCE	5- 1		4- 0	4- 0			
8- 0		1- 0	0- 0	HOME	3- 0		2- 0	2- 0			
7- 1		1- 0	0- 0	AWAY	2- 1		2- 0	2- 0			
0- 0		0- 0	0- 0	NEUTRAL	0- 0		0- 0	0- 0			
RPI S	Opponent	Score	RPI S	Opponent	Score	RPI S	Opponent	Score	RPI S	Opponent	Score
2 A	Texas	1 3	36 A	Dayton	3 2	53 H	UC Santa Barbara	3 0	101 N	Ole Miss	3 0
7 A	Hawaii	1 3				55 A	St. Mary's (CA)	0 3	120 A	Santa Clara	3 1
7 A	Hawaii	1 3				55 H	St. Mary's (CA)	3 2	120 H	Santa Clara	3 0
10 N	Florida St.	3 1				59 A	BYU	3 1	121 H	Georgia	3 1
15 H	UCLA	3 2				59 H	BYU	3 1	129 A	Loyola Marymount	3 0
22 H	Miami (FL)	1 3				88 A	San Francisco	3 1	129 H	Loyola Marymount	3 0
23 N	Michigan	2 3				88 H	San Francisco	3 1	198 A	Gonzaga	3 1
25 A	San Diego	3 0							198 H	Gonzaga	3 0
25 H	San Diego	3 0							209 A	Portland	3 2
									209 H	Portland	3 0
									248 H	Air Force	3 0
LAST 10 GAMES											
248 H	Air Force	3 0	120 H	Santa Clara	3 0						
25 A	San Diego	3 0	209 H	Portland	3 0						
88 H	San Francisco	3 1	198 H	Gonzaga	3 0						
55 A	St. Mary's (CA)	0 3	25 H	San Diego	3 0						
129 H	Loyola Marymount	3 0	59 A	BYU	3 1						

Non-Div. I Games:

Pepperdine

Average RPI Win: 89		WON-LOST	WINNING	LAST 10	STRENGTH OF		OPP. STRENGTH	TEAM	ADJ	CONF.	ADJ CONF.
Average RPI Loss: 23		RECORD	PCT. RANK	GAMES	SCHEDULE		OF SCHEDULE	RPI	RPI	RPI	RPI
DIV. I ONLY		22- 7	.75862	36	7- 3		18	7	17	.65648	17
DIV. I NON-CONF.		11- 2	.84615	27	0- 0		101	45	32	.61738	32
TOTALS		RPI 1-25	RPI 26-50		W-L RECORDS		RPI 51-100		RPI 101-150		RPI 150+
22- 7		2- 4	8- 2		OVERALL		3- 1		4- 0		5- 0
10- 2		0- 2	5- 0		HOME		3- 0		2- 0		0- 0
7- 4		1- 2	3- 2		AWAY		0- 0		1- 0		2- 0
5- 1		1- 0	0- 0		NEUTRAL		0- 1		1- 0		3- 0
11- 2		1- 1	0- 0		NON-CONFERENCE		3- 1		2- 0		5- 0
4- 0		0- 0	0- 0		HOME		3- 0		1- 0		0- 0
2- 1		0- 1	0- 0		AWAY		0- 0		0- 0		2- 0
5- 1		1- 0	0- 0		NEUTRAL		0- 1		1- 0		3- 0
11- 5		1- 3	8- 2		CONFERENCE		0- 0		2- 0		0- 0
6- 2		0- 2	5- 0		HOME		0- 0		1- 0		0- 0
5- 3		1- 1	3- 2		AWAY		0- 0		1- 0		0- 0
0- 0		0- 0	0- 0		NEUTRAL		0- 0		0- 0		0- 0
RPI S	Opponent	Score		RPI S	Opponent	Score		RPI S	Opponent	Score	
2 A	Texas	0	3	26 A	Kansas St.	2	3	69 H	Creighton	3	0
2 H	Texas	0	3	26 H	Kansas St.	3	0	69 H	Creighton	3	1
3 A	Iowa St.	3	1	27 A	Oklahoma	3	1	70 N	Xavier	2	3
3 H	Iowa St.	1	3	27 H	Oklahoma	3	2	78 H	UTSA	3	0
14 N	Northern Ill.	3	1	33 A	Missouri	1	3				
23 A	Michigan	0	3	33 H	Missouri	3	0				
				46 A	Baylor	3	1				
				46 H	Baylor	3	2				
				47 A	Kansas	3	2				
				47 H	Kansas	3	1				
LAST 10 GAMES											
3 A	Iowa St.	3	1	26 A	Kansas St.	2	3				
2 H	Texas	0	3	113 H	Texas Tech	3	0				
27 A	Oklahoma	3	1	47 H	Kansas	3	1				
33 H	Missouri	3	0	3 H	Iowa St.	1	3				
46 A	Baylor	3	1	113 A	Texas Tech	3	2				

Non-Div. I Games:

Texas A&M

Average RPI Win:	90	WON-LOST RECORD	WINNING PCT. RANK	LAST 10 GAMES	STRENGTH OF SCHEDULE	OPP. STRENGTH OF SCHEDULE	TEAM RPI	ADJ RPI	CONF. RPI	ADJ CONF. RPI	
Average RPI Loss:	23	21- 7	.75 39	6- 4	11	14	20	.65297 18	3	3	
DIV. I ONLY		6- 0	1 1	0- 0	5	7	2	.75719 2	3	3	
DIV. I NON-CONF.											

TOTALS	RPI 1-25	RPI 26-50		W-L RECORDS		RPI 51-100		RPI 101-150		RPI 150+	
21- 7	3- 3	5- 4		OVERALL		3- 0		6- 0		4- 0	
12- 3	3- 1	3- 2		HOME		1- 0		3- 0		2- 0	
8- 4	0- 2	2- 2		AWAY		1- 0		3- 0		2- 0	
1- 0	0- 0	0- 0		NEUTRAL		1- 0		0- 0		0- 0	
6- 0	2- 0	1- 0		NON-CONFERENCE		3- 0		0- 0		0- 0	
4- 0	2- 0	1- 0		HOME		1- 0		0- 0		0- 0	
1- 0	0- 0	0- 0		AWAY		1- 0		0- 0		0- 0	
1- 0	0- 0	0- 0		NEUTRAL		1- 0		0- 0		0- 0	
15- 7	1- 3	4- 4		CONFERENCE		0- 0		6- 0		4- 0	
8- 3	1- 1	2- 2		HOME		0- 0		3- 0		2- 0	
7- 4	0- 2	2- 2		AWAY		0- 0		3- 0		2- 0	
0- 0	0- 0	0- 0		NEUTRAL		0- 0		0- 0		0- 0	

RPI S	Opponent	Score	RPI S	Opponent	Score	RPI S	Opponent	Score	RPI S	Opponent	Score
8 A	Southern California	0 3	29 A	California	1 3	57 H	Notre Dame	3 1	103 A	Oregon St.	3 1
8 H	Southern California	3 0	29 H	California	1 3	63 A	Rice	3 0	103 H	Oregon St.	3 1
11 H	Penn St.	3 1	30 A	Oregon	3 1	79 N	Delaware	3 0	138 A	Utah	3 0
15 A	UCLA	2 3	30 H	Oregon	2 3				138 H	Utah	3 0
15 H	UCLA	0 3	35 A	Washington	2 3				141 A	Arizona St.	3 1
20 H	Florida	3 2	35 H	Washington	3 0				141 H	Arizona St.	3 0
			43 H	Duke	3 1				156 A	Washington St.	3 1
			49 A	Arizona	3 1				156 H	Washington St.	3 0
			49 H	Arizona	3 1				183 A	Colorado	3 1
									183 H	Colorado	3 0

			LAST 10 GAMES								
			29 H	California	1 3	138 A	Utah	3 0			
			103 H	Oregon St.	3 1	183 A	Colorado	3 1			
			30 H	Oregon	2 3	15 H	UCLA	0 3			
			156 A	Washington St.	3 1	8 H	Southern California	3 0			
			35 A	Washington	2 3	141 A	Arizona St.	3 1			

Non-Div. I Games:

Stanford

Average RPI Win:		118	WON-LOST RECORD		26- 9	.74286	42	LAST 10 GAMES		9- 1	STRENGTH OF SCHEDULE		8	OPP. STRENGTH OF SCHEDULE		46	TEAM RPI		19	ADJ RPI		.65039	19	CONF. RPI		12	ADJ CONF. RPI		12
Average RPI Loss:		25			11- 7	.61111	115			1- 1			3			13			16			.66427	15			11			11
DIV. I ONLY				26- 9		.74286		42 <th colspan="2">9- 1</th> <th colspan="2">8</th> <th colspan="2">46</th> <td colspan="2">19</td> <th colspan="2">.65039</th>		9- 1		8		46		19		.65039		19		12		12					
DIV. I NON-CONF.				11- 7		.61111		115		1- 1		3		13		16		.66427		15		11		11					
TOTALS		RPI 1-25		RPI 26-50		W-L RECORDS		RPI 51-100		RPI 101-150		RPI 150+																	
26- 9		2- 6		3- 1		OVERALL		7- 2		6- 0		8- 0																	
10- 1		1- 0		1- 0		HOME		1- 1		3- 0		4- 0																	
9- 5		1- 3		1- 1		AWAY		2- 1		1- 0		4- 0																	
7- 3		0- 3		1- 0		NEUTRAL		4- 0		2- 0		0- 0																	
11- 7		2- 6		1- 0		NON-CONFERENCE		3- 1		3- 0		2- 0																	
4- 1		1- 0		0- 0		HOME		1- 1		1- 0		1- 0																	
2- 3		1- 3		0- 0		AWAY		0- 0		0- 0		1- 0																	
5- 3		0- 3		1- 0		NEUTRAL		2- 0		2- 0		0- 0																	
15- 2		0- 0		2- 1		CONFERENCE		4- 1		3- 0		6- 0																	
6- 0		0- 0		1- 0		HOME		0- 0		2- 0		3- 0																	
7- 2		0- 0		1- 1		AWAY		2- 1		1- 0		3- 0																	
2- 0		0- 0		0- 0		NEUTRAL		2- 0		0- 0		0- 0																	
RPI	S	Opponent		Score		RPI	S	Opponent		Score		RPI	S	Opponent		Score													
1	A	Illinois		0	3	27	N	Oklahoma		3	1	51	H	Ohio		2	3												
3	N	Iowa St.		1	3	38	A	Louisville		0	3	57	A	Notre Dame		3	1												
5	N	UNI		1	3	40	A	Marquette		3	2	57	N	Notre Dame		3	0												
6	N	Purdue		0	3	40	H	Marquette		3	1	63	N	Rice		3	2												
7	A	Hawaii		0	3							70	H	Xavier		3	1												
13	A	Kentucky		3	0							92	N	Pacific		3	0												
14	A	Northern Ill.		0	3							96	A	Seton Hall		0	3												
21	H	Western Ky.		3	2							99	A	Villanova		3	2												
												99	N	Villanova		3	0												
					</																								

Non-Div. I Games:

Cincinnati

Average RPI Win:		146	WON-LOST RECORD		WINNING PCT. RANK		LAST 10 GAMES		STRENGTH OF SCHEDULE		OPP. STRENGTH OF SCHEDULE		TEAM RPI		ADJ RPI		CONF. RPI		ADJ CONF. RPI					
DIV. I ONLY			31- 3		.91176		3		10- 0		56		110		15		.64821		21		15		16	
DIV. I NON-CONF.			13- 2		.86667		25		0- 0		23		55		13		.66526		14		15		15	
TOTALS		RPI 1-25		RPI 26-50				W-L RECORDS				RPI 51-100				RPI 101-150				RPI 150+				
31- 3		0- 2		3- 1				OVERALL				10- 0				2- 0				16- 0				
12- 1		0- 0		0- 1				HOME				4- 0				0- 0				8- 0				
10- 2		0- 2		1- 0				AWAY				3- 0				1- 0				5- 0				
9- 0		0- 0		2- 0				NEUTRAL				3- 0				1- 0				3- 0				
13- 2		0- 2		1- 0				NON-CONFERENCE				7- 0				1- 0				4- 0				
4- 0		0- 0		0- 0				HOME				2- 0				0- 0				2- 0				
3- 2		0- 2		0- 0				AWAY				2- 0				1- 0				0- 0				
6- 0		0- 0		1- 0				NEUTRAL				3- 0				0- 0				2- 0				
18- 1		0- 0		2- 1				CONFERENCE				3- 0				1- 0				12- 0				
8- 1		0- 0		0- 1				HOME				2- 0				0- 0				6- 0				
7- 0		0- 0		1- 0				AWAY				1- 0				0- 0				5- 0				
3- 0		0- 0		1- 0				NEUTRAL				0- 0				1- 0				1- 0				
RPI	S	Opponent		Score		RPI	S	Opponent		Score		RPI	S	Opponent		Score		RPI	S	Opponent		Score		
13	A	Kentucky		0	3	33	N	Missouri		3	1	51	N	Ohio		3	1	119	N	Arkansas St.		3	0	
19	A	Cincinnati		2	3	45	A	Middle Tenn.		3	2	65	N	Virginia Tech		3	0	123	A	Belmont		3	1	
						45	H	Middle Tenn.		1	3	67	H	LSU		3	1	153	H	Denver		3	0	
						45	N	Middle Tenn.		3	1	70	H	Xavier		3	1	159	N	Sacramento St.		3	0	
												89	A	Lipscomb		3	0	162	H	North Texas		3	0	
												90	A	FIU		3	0	169	A	Troy		3	0	
												90	H	FIU		3	0	169	H	Troy		3	0	
												90	H	FIU		3	0	169	N	Troy		3	0	
												94	A	American		3	0	171	H	Wake Forest		3	0	
												99	N	Villanova		3	0	182	H	Tennessee St.		3	0	
																		215	A	South Ala.		3	0	
																		215	H	South Ala.		3	0	
																		227	A	La.-Lafayette		3	0	
																		228	H	UALR		3	2	
																		256	A	La.-Monroe		3	0	
																		286	N	Murray St.		3	0	
																		291	A	Fla. Atlantic		3	0	
																		291	H	Fla. Atlantic		3	0	
						LAST 10 GAMES																		
						45	N	Middle Tenn.		3	1	215	A	South Ala.		3	0							
						90	H	FIU		3	0	162	H	North Texas		3	0							
						169	N	Troy		3	0	153	H	Denver		3	0							
						45	A	Middle Tenn.		3	2	256	A	La.-Monroe		3	0							
						169	A	Troy		3	0	227	A	La.-Lafayette		3	0							

Non-Div. I Games:

Western Ky.

[illegible]

Non-Div. I Games:

Miami (FL)

Average RPI Win: 88		WON-LOST RECORD		WINNING PCT. RANK		LAST 10 GAMES		STRENGTH OF SCHEDULE		OPP. STRENGTH OF SCHEDULE		TEAM RPI		ADJ RPI		CONF. RPI		ADJ CONF. RPI					
DIV. I ONLY		20- 12		.625 95		5- 5		6		8		25		.63375 23		2		2					
DIV. I NON-CONF.		12- 0		1 1		0- 0		13		28		4		.72643 5		1		1					
TOTALS		RPI 1-25		RPI 26-50		W-L RECORDS		RPI 51-100		RPI 101-150		RPI 150+											
20- 12		4- 8		2- 2		OVERALL		5- 2		8- 0		1- 0											
7- 6		1- 4		1- 1		HOME		2- 1		3- 0		0- 0											
8- 6		1- 4		1- 1		AWAY		3- 1		3- 0		0- 0											
5- 0		2- 0		0- 0		NEUTRAL		0- 0		2- 0		1- 0											
12- 0		3- 0		1- 0		NON-CONFERENCE		3- 0		4- 0		1- 0											
3- 0		1- 0		0- 0		HOME		1- 0		1- 0		0- 0											
4- 0		0- 0		1- 0		AWAY		2- 0		1- 0		0- 0											
5- 0		2- 0		0- 0		NEUTRAL		0- 0		2- 0		1- 0											
8- 12		1- 8		1- 2		CONFERENCE		2- 2		4- 0		0- 0											
4- 6		0- 4		1- 1		HOME		1- 1		2- 0		0- 0											
4- 6		1- 4		0- 1		AWAY		1- 1		2- 0		0- 0											
0- 0		0- 0		0- 0		NEUTRAL		0- 0		0- 0		0- 0											
RPI	S	Opponent		Score		RPI	S	Opponent		Score		RPI	S	Opponent		Score							
1	A	Illinois		1 3		36	A	Dayton		3 0		58	A	Wisconsin		1 3		104	N	Cal Poly	3 0		
1	H	Illinois		1 3		37	A	Michigan St.		1 3		58	H	Wisconsin		1 3		107	A	Utah Valley	3 0		
4	A	Nebraska		1 3		37	H	Michigan St.		3 1		70	H	Xavier		3 1		120	N	Santa Clara	3 1		
4	H	Nebraska		0 3		48	H	Ohio St.		1 3		81	A	Northwestern		3 2		127	H	Toledo	3 1		
6	A	Purdue		0 3								81	H	Northwestern		3 2		143	A	Indiana	3 0		
6	H	Purdue		2 3								86	A	Morehead St.		3 1		143	H	Indiana	3 0		
10	N	Florida St.		3 0								86	A	Morehead St.		3 0		144	A	Iowa	3 2		
11	A	Penn St.		0 3														144	H	Iowa	3 0		
12	A	Minnesota		3 0														188	N	Marshall	3 0		
12	H	Minnesota		2 3																			
16	N	Pepperdine		3 2																			
17	H	Texas A&M		3 0																			
LAST 10 GAMES																							
48 H Ohio St.						1 3						58 A Wisconsin						1 3					
37 H Michigan St.						3 1						144 A Iowa						3 2					
1 H Illinois						1 3						4 A Nebraska						1 3					
81 H Northwestern						3 2						143 H Indiana						3 0					
12 A Minnesota						3 0						6 H Purdue						2 3					

Non-Div. I Games:

Michigan

Average RPI Win: 118		WON-LOST RECORD		WINNING PCT. RANK		LAST 10 GAMES		STRENGTH OF SCHEDULE		OPP. STRENGTH OF SCHEDULE		TEAM RPI		ADJ RPI		CONF. RPI		ADJ CONF. RPI	
DIV. I ONLY		27- 4		.87097 6		7- 3		96		56		24		.62952 25		6		6	
DIV. I NON-CONF.		15- 0		1 1		1- 0		65		47		12		.66923 12		6		6	
TOTALS		RPI 1-25		RPI 26-50		W-L RECORDS		RPI 51-100		RPI 101-150		RPI 150+							
27- 4		0- 2		3- 0		OVERALL		7- 2		11- 0		6- 0							
14- 2		0- 1		1- 0		HOME		5- 1		4- 0		4- 0							
9- 2		0- 1		2- 0		AWAY		2- 1		3- 0		2- 0							
4- 0		0- 0		0- 0		NEUTRAL		0- 0		4- 0		0- 0							
15- 0		0- 0		3- 0		NON-CONFERENCE		3- 0		7- 0		2- 0							
8- 0		0- 0		1- 0		HOME		3- 0		2- 0		2- 0							
3- 0		0- 0		2- 0		AWAY		0- 0		1- 0		0- 0							
4- 0		0- 0		0- 0		NEUTRAL		0- 0		4- 0		0- 0							
12- 4		0- 2		0- 0		CONFERENCE		4- 2		4- 0		4- 0							
6- 2		0- 1		0- 0		HOME		2- 1		2- 0		2- 0							
6- 2		0- 1		0- 0		AWAY		2- 1		2- 0		2- 0							
0- 0		0- 0		0- 0		NEUTRAL		0- 0		0- 0		0- 0							
RPI S	Opponent	Score		RPI S	Opponent	Score		RPI S	Opponent	Score		RPI S	Opponent	Score					
16 A	Pepperdine	0 3		31 A	North Carolina	3 0		53 H	UC Santa Barbara	3 0		104 N	Cal Poly	3 2					
16 H	Pepperdine	0 3		43 A	Duke	3 1		55 A	St. Mary's (CA)	3 2		116 H	George Washington	3 0					
				44 H	Missouri St.	3 0		55 H	St. Mary's (CA)	2 3		120 A	Santa Clara	3 2					
								59 A	BYU	3 1		120 H	Santa Clara	3 0					
								59 H	BYU	3 0		129 A	Loyola Marymount	3 1					
								76 H	Northeastern	3 0		129 H	Loyola Marymount	3 1					
								88 A	San Francisco	0 3		132 N	Ga. Southern	3 1					
								88 H	San Francisco	3 1		134 A	Fresno St.	3 0					
								100 H	San Diego St.	3 2		141 N	Arizona St.	3 0					
												143 H	Indiana	3 0					
												147 N	Long Island	3 0					
												161 H	UC Irvine	3 0					
												187 H	UC Riverside	3 0					
												198 A	Gonzaga	3 1					
												198 H	Gonzaga	3 1					
												209 A	Portland	3 0					
												209 H	Portland	3 0					
				LAST 10 GAMES															
	16 H	Pepperdine	0 3		88 H	San Francisco	3 1												
	120 H	Santa Clara	3 0		55 H	St. Mary's (CA)	2 3												
	129 A	Loyola Marymount	3 1		16 A	Pepperdine	0 3												
	209 A	Portland	3 0		59 A	BYU	3 1												
	198 A	Gonzaga	3 1		100 H	San Diego St.	3 2												

Non-Div. I Games:

San Diego

Average RPI Win:	99	WON-LOST RECORD	WINNING PCT. RANK	LAST 10 GAMES	STRENGTH OF SCHEDULE	OPP. STRENGTH OF SCHEDULE	TEAM RPI	ADJ RPI	CONF. RPI	ADJ CONF. RPI		
DIV. I ONLY		20- 10	.66667	70	6- 4	16	10	27	.62893	26	1	1
DIV. I NON-CONF.		11- 3	.78571	46	0- 0	91	54	46	.60176	45	2	2
<hr/>												
TOTALS	RPI 1-25	RPI 26-50		W-L RECORDS		RPI 51-100		RPI 101-150		RPI 150+		
20- 10	1- 5	7- 3		OVERALL		2- 2		5- 0		5- 0		
10- 3	1- 2	4- 0		HOME		1- 1		3- 0		1- 0		
5- 6	0- 3	3- 2		AWAY		1- 1		1- 0		0- 0		
5- 1	0- 0	0- 1		NEUTRAL		0- 0		1- 0		4- 0		
11- 3	0- 0	1- 1		NON-CONFERENCE		2- 2		3- 0		5- 0		
4- 1	0- 0	0- 0		HOME		1- 1		2- 0		1- 0		
2- 1	0- 0	1- 0		AWAY		1- 1		0- 0		0- 0		
5- 1	0- 0	0- 1		NEUTRAL		0- 0		1- 0		4- 0		
9- 7	1- 5	6- 2		CONFERENCE		0- 0		2- 0		0- 0		
6- 2	1- 2	4- 0		HOME		0- 0		1- 0		0- 0		
3- 5	0- 3	2- 2		AWAY		0- 0		1- 0		0- 0		
0- 0	0- 0	0- 0		NEUTRAL		0- 0		0- 0		0- 0		
RPI	S	Opponent	Score	RPI	S	Opponent	Score	RPI	S	Opponent	Score	
2	A	Texas	1 3	27	A	Oklahoma	1 3	55	A	St. Mary's (CA)	3 1	
2	H	Texas	0 3	27	H	Oklahoma	3 2	59	H	BYU	0 3	
3	A	Iowa St.	0 3	33	A	Missouri	3 2	69	H	Creighton	3 2	
3	H	Iowa St.	0 3	33	H	Missouri	3 2	77	A	Georgia Tech	1 3	
17	A	Texas A&M	0 3	38	N	Louisville	0 3					
17	H	Texas A&M	3 2	44	A	Missouri St.	3 2					
				46	A	Baylor	2 3					
				46	H	Baylor	3 0					
				47	A	Kansas	3 1					
				47	H	Kansas	3 1					
				LAST 10 GAMES								
				47	H	Kansas	3 1	17	H	Texas A&M	3 2	
				113	H	Texas Tech	3 1	46	A	Baylor	2 3	
				3	A	Iowa St.	0 3	33	H	Missouri	3 2	
				2	A	Texas	1 3	27	A	Oklahoma	1 3	
				27	H	Oklahoma	3 2	47	A	Kansas	3 1	

Non-Div. I Games:

Kansas St.

Average RPI Win: 117		WON-LOST	WINNING	LAST 10	STRENGTH OF		OPP. STRENGTH	TEAM	ADJ	CONF.	ADJ CONF.
Average RPI Loss: 21		RECORD	PCT. RANK	GAMES	SCHEDULE		OF SCHEDULE	RPI	RPI	RPI	RPI
DIV. I ONLY		21- 11	.65625	78	4- 6		12	21	31	.62414	27
DIV. I NON-CONF.		13- 3	.8125	37	0- 0		69	113	37	.61226	35
TOTALS		RPI 1-25	RPI 26-50		W-L RECORDS		RPI 51-100		RPI 101-150		RPI 150+
21- 11		1- 7	7- 4		OVERALL		3- 0		4- 0		6- 0
14- 3		1- 2	5- 1		HOME		3- 0		1- 0		4- 0
4- 7		0- 4	2- 3		AWAY		0- 0		1- 0		1- 0
3- 1		0- 1	0- 0		NEUTRAL		0- 0		2- 0		1- 0
13- 3		0- 2	2- 1		NON-CONFERENCE		3- 0		2- 0		6- 0
9- 0		0- 0	2- 0		HOME		3- 0		0- 0		4- 0
1- 2		0- 1	0- 1		AWAY		0- 0		0- 0		1- 0
3- 1		0- 1	0- 0		NEUTRAL		0- 0		2- 0		1- 0
8- 8		1- 5	5- 3		CONFERENCE		0- 0		2- 0		0- 0
5- 3		1- 2	3- 1		HOME		0- 0		1- 0		0- 0
3- 5		0- 3	2- 2		AWAY		0- 0		1- 0		0- 0
0- 0		0- 0	0- 0		NEUTRAL		0- 0		0- 0		0- 0
RPI S	Opponent	Score	RPI S	Opponent	Score	RPI S	Opponent	Score	RPI S	Opponent	Score
2 A	Texas	1 3	26 A	Kansas St.	2 3	66 H	Arkansas	3 1	113 A	Texas Tech	3 2
2 H	Texas	3 2	26 H	Kansas St.	3 1	87 H	Oral Roberts	3 0	113 H	Texas Tech	3 0
3 A	Iowa St.	1 3	28 H	Colorado St.	3 0	97 H	SMU	3 0	117 N	Auburn	3 0
3 H	Iowa St.	1 3	33 A	Missouri	0 3				137 N	Sam Houston St.	3 0
17 A	Texas A&M	2 3	33 H	Missouri	3 2				158 H	Boise St.	3 2
17 H	Texas A&M	1 3	39 A	Wichita St.	2 3				162 A	North Texas	3 0
19 N	Cincinnati	1 3	44 H	Missouri St.	3 1				228 H	UALR	3 0
22 A	Miami (FL)	1 3	46 A	Baylor	3 1				258 N	Florida A&M	3 0
			46 H	Baylor	1 3				320 H	Ark.-Pine Bluff	3 0
			47 A	Kansas	3 1				322 H	Texas Southern	3 0
			47 H	Kansas	3 2						
LAST 10 GAMES											
2 A	Texas	1 3	26 A	Kansas St.	2 3						
113 H	Texas Tech	3 0	3 H	Iowa St.	1 3						
17 H	Texas A&M	1 3	33 A	Missouri	0 3						
47 A	Kansas	3 1	26 H	Kansas St.	3 1						
46 H	Baylor	1 3	47 H	Kansas	3 2						

Non-Div. I Games:

Oklahoma

Average RPI Win: 133		WON-LOST	WINNING	LAST 10	STRENGTH OF		OPP. STRENGTH	TEAM	ADJ	CONF.	ADJ CONF.						
Average RPI Loss: 72		RECORD	PCT. RANK	GAMES	SCHEDULE		OF SCHEDULE	RPI	RPI	RPI	RPI						
DIV. I ONLY		23- 5	.82143	18	68		90	26	.61927	28	8	9					
DIV. I NON-CONF.		8- 3	.72727	61	40		51	31	.61995	31	12	12					
<hr/>																	
TOTALS		RPI 1-25		RPI 26-50		W-L RECORDS		RPI 51-100		RPI 101-150		RPI 150+					
23- 5		1- 0		1- 2		OVERALL		8- 2		6- 0		7- 1					
11- 1		1- 0		0- 1		HOME		4- 0		3- 0		3- 0					
7- 4		0- 0		0- 1		AWAY		3- 2		2- 0		2- 1					
5- 0		0- 0		1- 0		NEUTRAL		1- 0		1- 0		2- 0					
8- 3		1- 0		1- 2		NON-CONFERENCE		3- 0		1- 0		2- 1					
4- 1		1- 0		0- 1		HOME		1- 0		1- 0		1- 0					
2- 2		0- 0		0- 1		AWAY		2- 0		0- 0		0- 1					
2- 0		0- 0		1- 0		NEUTRAL		0- 0		0- 0		1- 0					
15- 2		0- 0		0- 0		CONFERENCE		5- 2		5- 0		5- 0					
7- 0		0- 0		0- 0		HOME		3- 0		2- 0		2- 0					
5- 2		0- 0		0- 0		AWAY		1- 2		2- 0		2- 0					
3- 0		0- 0		0- 0		NEUTRAL		1- 0		1- 0		1- 0					
RPI	S	Opponent		Score		RPI	S	Opponent		Score		RPI	S	Opponent		Score	
4	H	Nebraska		3 2		27	A	Oklahoma		0 3		56	A	TCU		2 3	
						39	H	Wichita St.		1 3		56	H	TCU		3 0	
						45	N	Middle Tenn.		3 0		60	A	New Mexico St.		3 1	
												66	A	Arkansas		3 0	
												83	A	Wyoming		2 3	
												83	H	Wyoming		3 0	
												83	N	Wyoming		3 0	
												85	H	Albany (NY)		3 0	
												100	A	San Diego St.		3 1	
												100	H	San Diego St.		3 0	

Average RPI Win:		129	WON-LOST RECORD		WINNING PCT. RANK		LAST 10 GAMES		STRENGTH OF SCHEDULE		OPP. STRENGTH OF SCHEDULE		TEAM RPI		ADJ RPI		CONF. RPI		ADJ CONF. RPI				
DIV. I ONLY			26- 6		.8125 21		6- 4		101		34		30		.61888 29		3 3						
DIV. I NON-CONF.			10- 0		1 1		0- 0		239		132		50		.59239 54		3 3						
TOTALS		RPI 1-25		RPI 26-50		W-L RECORDS		RPI 51-100		RPI 101-150		RPI 150+											
26- 6		2- 4		5- 1		OVERALL		1- 0		7- 1		11- 0											
14- 4		1- 2		2- 1		HOME		1- 0		3- 1		7- 0											
10- 2		1- 2		3- 0		AWAY		0- 0		3- 0		3- 0											
2- 0		0- 0		0- 0		NEUTRAL		0- 0		1- 0		1- 0											
10- 0		0- 0		0- 0		NON-CONFERENCE		1- 0		2- 0		7- 0											
7- 0		0- 0		0- 0		HOME		1- 0		1- 0		5- 0											
1- 0		0- 0		0- 0		AWAY		0- 0		0- 0		1- 0											
2- 0		0- 0		0- 0		NEUTRAL		0- 0		1- 0		1- 0											
16- 6		2- 4		5- 1		CONFERENCE		0- 0		5- 1		4- 0											
7- 4		1- 2		2- 1		HOME		0- 0		2- 1		2- 0											
9- 2		1- 2		3- 0		AWAY		0- 0		3- 0		2- 0											
0- 0		0- 0		0- 0		NEUTRAL		0- 0		0- 0		0- 0											
RPI	S	Opponent		Score		RPI	S	Opponent		Score		RPI	S	Opponent		Score		RPI	S	Opponent		Score	
8	A	Southern California		0	3	30	A	Oregon		3	0	90	H	FIU		3	0	103	A	Oregon St.		3	1
8	H	Southern California		0	3	30	H	Oregon		2	3							103	H	Oregon St.		2	3
15	A	UCLA		1	3	35	A	Washington		3	1							125	H	Georgetown		3	0
15	H	UCLA		1	3	35	H	Washington		3	1							138	A	Utah		3	2
18	A	Stanford		3	1	49	A	Arizona		3	0							138	H	Utah		3	0
18	H	Stanford		3	1	49	H	Arizona		3	0							141	A	Arizona St.		3	0
																		141	H	Arizona St.		3	1
																		147	N	Long Island		3	0
																		156	A	Washington St.		3	0
																		156	H	Washington St.		3	0
																		159	H	Sacramento St.		3	0
																		166	H	Fairfield		3	0
																		172	A	Virginia		3	0
																		183	A	Colorado		3	1
																		183	H	Colorado		3	0
																		187	H	UC Riverside		3	0
																		201	H	Texas-Arlington		3	0
																		263	H	Nevada		3	0
																		274	N	East Carolina		3	0
						LAST 10 GAMES																	
						18	A	Stanford		3	1	183	A	Colorado		3	1						
						30	H	Oregon		2	3	138	A	Utah		3	2						
						103	H	Oregon St.		2	3	8	H	Southern California		0	3						
						35	A	Washington		3	1	15	H	UCLA		1	3						
						156	A	Washington St.		3	0	49	A	Arizona		3	0						

Non-Div. I Games:

California

Average RPI Win:		109	WON-LOST RECORD		WINNING PCT. RANK		LAST 10 GAMES		STRENGTH OF SCHEDULE		OPP. STRENGTH OF SCHEDULE		TEAM RPI		ADJ RPI		CONF. RPI		ADJ CONF. RPI				
DIV. I ONLY			21- 9		.7 58		7- 3		32		22		34		.61823 30		3 3						
DIV. I NON-CONF.			7- 1		.875 21		0- 0		51		48		23		.64591 24		3 3						
TOTALS		RPI 1-25		RPI 26-50				W-L RECORDS				RPI 51-100				RPI 101-150				RPI 150+			
21- 9		3- 5		4- 2				OVERALL				2- 0				6- 2				6- 0			
10- 4		1- 2		2- 1				HOME				0- 0				3- 1				4- 0			
10- 4		2- 2		2- 1				AWAY				2- 0				2- 1				2- 0			
1- 1		0- 1		0- 0				NEUTRAL				0- 0				1- 0				0- 0			
7- 1		1- 1		0- 0				NON-CONFERENCE				2- 0				2- 0				2- 0			
3- 0		0- 0		0- 0				HOME				0- 0				1- 0				2- 0			
3- 0		1- 0		0- 0				AWAY				2- 0				0- 0				0- 0			
1- 1		0- 1		0- 0				NEUTRAL				0- 0				1- 0				0- 0			
14- 8		2- 4		4- 2				CONFERENCE				0- 0				4- 2				4- 0			
7- 4		1- 2		2- 1				HOME				0- 0				2- 1				2- 0			
7- 4		1- 2		2- 1				AWAY				0- 0				2- 1				2- 0			
0- 0		0- 0		0- 0				NEUTRAL				0- 0				0- 0				0- 0			
RPI	S	Opponent		Score		RPI	S	Opponent		Score		RPI	S	Opponent		Score		RPI	S	Opponent		Score	
8	A	Southern California		1	3	29	A	California		3	2	79	A	Delaware		3	0	103	A	Oregon St.		0	3
8	H	Southern California		0	3	29	H	California		0	3	94	A	American		3	0	103	H	Oregon St.		3	0
11	A	Penn St.		3	1	35	A	Washington		0	3							104	H	Cal Poly		3	0
12	N	Minnesota		2	3	35	H	Washington		3	0							138	A	Utah		3	0
15	A	UCLA		1	3	49	A	Arizona		3	0							138	H	Utah		2	3
15	H	UCLA		3	2	49	H	Arizona		3	0							141	A	Arizona St.		3	1
18	A	Stanford		3	2													141	H	Arizona St.		3	1
18	H	Stanford		1	3													145	N	Liberty		3	0
																		156	A	Washington St.		3	1
																		156	H	Washington St.		3	2
																		176	H	Portland St.		3	0
																		183	A	Colorado		3	0
																		183	H	Colorado		3	0
																		283	H	Seattle		3	0
LAST 10 GAMES																							
103 H Oregon St.						3	0	15 H UCLA						3	2								
103 A Oregon St.						0	3	49 A Arizona						3	0								
29 A California						3	2	141 A Arizona St.						3	1								
18 A Stanford						3	2	183 H Colorado						3	0								
8 H Southern California						0	3	138 H Utah						2	3								

Non-Div. I Games:

Oregon

Average RPI Win: 118		WON-LOST	WINNING	LAST 10	STRENGTH OF		OPP. STRENGTH	TEAM	ADJ	CONF.	ADJ CONF.
Average RPI Loss: 27		RECORD	PCT. RANK	GAMES	SCHEDULE		OF SCHEDULE	RPI	RPI	RPI	RPI
DIV. I ONLY		23- 8	.74194	44	7- 3		40	36	28	.61816	31
DIV. I NON-CONF.		8- 3	.72727	61	0- 0		26	24	26	.6313	26
TOTALS		RPI 1-25	RPI 26-50		W-L RECORDS		RPI 51-100		RPI 101-150		RPI 150+
23- 8		1- 6	1- 1		OVERALL		7- 1		7- 0		7- 0
12- 3		1- 3	0- 0		HOME		4- 0		4- 0		3- 0
8- 5		0- 3	1- 1		AWAY		2- 1		1- 0		4- 0
3- 0		0- 0	0- 0		NEUTRAL		1- 0		2- 0		0- 0
8- 3		0- 3	1- 0		NON-CONFERENCE		2- 0		5- 0		0- 0
4- 2		0- 2	0- 0		HOME		1- 0		3- 0		0- 0
1- 1		0- 1	1- 0		AWAY		0- 0		0- 0		0- 0
3- 0		0- 0	0- 0		NEUTRAL		1- 0		2- 0		0- 0
15- 5		1- 3	0- 1		CONFERENCE		5- 1		2- 0		7- 0
8- 1		1- 1	0- 0		HOME		3- 0		1- 0		3- 0
7- 4		0- 2	0- 1		AWAY		2- 1		1- 0		4- 0
0- 0		0- 0	0- 0		NEUTRAL		0- 0		0- 0		0- 0
RPI S	Opponent	Score	RPI S	Opponent	Score	RPI S	Opponent	Score	RPI S	Opponent	Score
10 A	Florida St.	1 3	32 A	Western Mich.	3 0	54 A	Clemson	3 2	112 A	North Carolina St.	3 1
10 H	Florida St.	1 3	43 A	Duke	0 3	54 H	Clemson	3 0	112 H	North Carolina St.	3 2
20 A	Florida	0 3				65 A	Virginia Tech	1 3	117 N	Auburn	3 0
22 A	Miami (FL)	1 3				65 H	Virginia Tech	3 0	132 H	Ga. Southern	3 0
22 H	Miami (FL)	3 2				77 A	Georgia Tech	3 0	140 H	Miami (OH)	3 0
24 H	Tulsa	1 3				77 H	Georgia Tech	3 1	141 H	Arizona St.	3 0
25 H	San Diego	0 3				82 H	Saint Louis	3 0	145 N	Liberty	3 1
						96 N	Seton Hall	3 0	164 A	Maryland	3 0
									164 H	Maryland	3 0
									171 A	Wake Forest	3 1
									172 A	Virginia	3 1
									172 H	Virginia	3 0
									204 A	Boston College	3 0
									204 H	Boston College	3 0
			LAST 10 GAMES								
			112 A	North Carolina St.	3 1	10 A	Florida St.	1 3			
			172 A	Virginia	3 1	22 A	Miami (FL)	1 3			
			65 A	Virginia Tech	1 3	204 H	Boston College	3 0			
			54 H	Clemson	3 0	164 H	Maryland	3 0			
			77 H	Georgia Tech	3 1	171 A	Wake Forest	3 1			

Non-Div. I Games:

North Carolina

Average RPI Win: 131		WON-LOST	WINNING	LAST 10	STRENGTH OF		OPP. STRENGTH	TEAM	ADJ	CONF.	ADJ CONF.
Average RPI Loss: 53		RECORD	PCT. RANK	GAMES	SCHEDULE		OF SCHEDULE	RPI	RPI	RPI	RPI
DIV. I ONLY		24-8	.75	39	7-3		44	78	32	.61567	32
DIV. I NON-CONF.		12-3	.8	40	1-0		63	87	35	.61496	34
TOTALS		RPI 1-25	RPI 26-50		W-L RECORDS		RPI 51-100		RPI 101-150		RPI 150+
24-8		0-2	3-2		OVERALL		8-3		4-1		9-0
12-2		0-1	3-1		HOME		4-0		3-0		2-0
7-4		0-1	0-1		AWAY		3-1		1-1		3-0
5-2		0-0	0-0		NEUTRAL		1-2		0-0		4-0
12-3		0-0	2-1		NON-CONFERENCE		3-2		1-0		6-0
5-1		0-0	2-1		HOME		1-0		1-0		1-0
2-1		0-0	0-0		AWAY		1-1		0-0		1-0
5-1		0-0	0-0		NEUTRAL		1-1		0-0		4-0
12-5		0-2	1-1		CONFERENCE		5-1		3-1		3-0
7-1		0-1	1-0		HOME		3-0		2-0		1-0
5-3		0-1	0-1		AWAY		2-0		1-1		2-0
0-1		0-0	0-0		NEUTRAL		0-1		0-0		0-0
RPI S	Opponent	Score	RPI S	Opponent	Score	RPI S	Opponent	Score	RPI S	Opponent	Score
14 A	Northern Ill.	0 3	31 H	North Carolina	0 3	51 H	Ohio	3 0	127 A	Toledo	3 0
14 H	Northern Ill.	1 3	34 A	Ball St.	1 3	57 N	Notre Dame	1 3	127 H	Toledo	3 2
			34 H	Ball St.	3 2	58 A	Wisconsin	1 3	135 H	Bowling Green	3 1
			40 H	Marquette	3 1	68 A	Eastern Mich.	3 1	140 A	Miami (OH)	2 3
			50 H	Milwaukee	3 0	68 H	Eastern Mich.	3 1	145 H	Liberty	3 0
						74 A	Central Mich.	3 1	154 N	South Fla.	3 1
						74 H	Central Mich.	3 1	167 H	Valparaiso	3 0
						74 N	Central Mich.	0 3	172 A	Virginia	3 1
						86 A	Morehead St.	3 2	213 A	Buffalo	3 0
						96 H	Seton Hall	3 1	214 H	Kent St.	3 0
						98 N	Appalachian St.	3 1	220 N	George Mason	3 0
									223 N	Western Caro.	3 0
									230 A	Akron	3 0
									285 N	S.C. Upstate	3 0
LAST 10 GAMES											
			167 H	Valparaiso	3 0	34 H	Ball St.	3 2			
			74 N	Central Mich.	0 3	68 A	Eastern Mich.	3 1			
			140 A	Miami (OH)	2 3	74 A	Central Mich.	3 1			
			14 H	Northern Ill.	1 3	214 H	Kent St.	3 0			
			127 H	Toledo	3 2	51 H	Ohio	3 0			

Non-Div. I Games:

Western Mich.

Average RPI Win: 122		WON-LOST	WINNING	LAST 10	STRENGTH OF		OPP. STRENGTH	TEAM	ADJ	CONF.	ADJ CONF.
Average RPI Loss: 26		RECORD	PCT. RANK	GAMES	SCHEDULE		OF SCHEDULE	RPI	RPI	RPI	RPI
DIV. I ONLY		21- 12	.63636	92	5- 5		14	24	36	.61552	33
DIV. I NON-CONF.		14- 3	.82353	32	1- 0		66	108	33	.61544	33
TOTALS		RPI 1-25	RPI 26-50		W-L RECORDS		RPI 51-100		RPI 101-150		RPI 150+
21- 12	1- 6	5- 5		OVERALL		4- 1		3- 0		8- 0	
10- 3	1- 2	4- 1		HOME		0- 0		1- 0		4- 0	
4- 7	0- 3	1- 4		AWAY		1- 0		1- 0		1- 0	
7- 2	0- 1	0- 0		NEUTRAL		3- 1		1- 0		3- 0	
14- 3	0- 1	1- 1		NON-CONFERENCE		4- 1		1- 0		8- 0	
5- 0	0- 0	1- 0		HOME		0- 0		0- 0		4- 0	
2- 1	0- 0	0- 1		AWAY		1- 0		0- 0		1- 0	
7- 2	0- 1	0- 0		NEUTRAL		3- 1		1- 0		3- 0	
7- 9	1- 5	4- 4		CONFERENCE		0- 0		2- 0		0- 0	
5- 3	1- 2	3- 1		HOME		0- 0		1- 0		0- 0	
2- 6	0- 3	1- 3		AWAY		0- 0		1- 0		0- 0	
0- 0	0- 0	0- 0		NEUTRAL		0- 0		0- 0		0- 0	
RPI S	Opponent	Score		RPI S	Opponent	Score		RPI S	Opponent	Score	
2 A	Texas	0	3	26 A	Kansas St.	2	3	78 N	UTSA	3	2
2 H	Texas	1	3	26 H	Kansas St.	2	3	90 N	FIU	3	0
3 A	Iowa St.	0	3	27 A	Oklahoma	2	3	94 A	American	3	1
3 H	Iowa St.	1	3	27 H	Oklahoma	3	0	95 N	UC Davis	1	3
17 A	Texas A&M	0	3	42 H	North Dakota St.	3	0	99 N	Villanova	3	2
17 H	Texas A&M	3	1	45 A	Middle Tenn.	1	3				
21 N	Western Ky.	1	3	46 A	Baylor	2	3				
				46 H	Baylor	3	1				
				47 A	Kansas	3	1				
				47 H	Kansas	3	1				
LAST 10 GAMES											
113 A	Texas Tech	3	0	47 A	Kansas	3	1				
2 H	Texas	1	3	27 H	Oklahoma	3	0				
17 A	Texas A&M	0	3	26 A	Kansas St.	2	3				
3 H	Iowa St.	1	3	2 A	Texas	0	3				
46 H	Baylor	3	1	186 H	Central Ark.	3	0				

Non-Div. I Games:

Missouri

Average RPI Win: 146		WON-LOST	WINNING	LAST 10	STRENGTH OF		OPP. STRENGTH	TEAM	ADJ	CONF.	ADJ CONF.
Average RPI Loss: 34		RECORD	PCT. RANK	GAMES	SCHEDULE		OF SCHEDULE	RPI	RPI	RPI	RPI
DIV. I ONLY		25- 7	.78125	31	6- 4		59	80	29	.61478	34
DIV. I NON-CONF.		12- 2	.85714	26	1- 0		125	111	44	.59911	48
TOTALS		RPI 1-25	RPI 26-50		W-L RECORDS		RPI 51-100		RPI 101-150		RPI 150+
25- 7		1- 3	1- 2		OVERALL		7- 2		6- 0		10- 0
10- 1		1- 0	1- 0		HOME		3- 1		3- 0		2- 0
7- 5		0- 2	0- 2		AWAY		2- 1		2- 0		3- 0
8- 1		0- 1	0- 0		NEUTRAL		2- 0		1- 0		5- 0
12- 2		0- 1	0- 1		NON-CONFERENCE		3- 0		2- 0		7- 0
3- 0		0- 0	0- 0		HOME		2- 0		0- 0		1- 0
2- 2		0- 1	0- 1		AWAY		0- 0		1- 0		1- 0
7- 0		0- 0	0- 0		NEUTRAL		1- 0		1- 0		5- 0
13- 5		1- 2	1- 1		CONFERENCE		4- 2		4- 0		3- 0
7- 1		1- 0	1- 0		HOME		1- 1		3- 0		1- 0
5- 3		0- 1	0- 1		AWAY		2- 1		1- 0		2- 0
1- 1		0- 1	0- 0		NEUTRAL		1- 0		0- 0		0- 0
RPI S	Opponent	Score	RPI S	Opponent	Score	RPI S	Opponent	Score	RPI S	Opponent	Score
6 A	Purdue	1 3	32 A	Western Mich.	2 3	51 A	Ohio	3 1	127 A	Toledo	3 2
14 A	Northern Ill.	0 3	32 H	Western Mich.	3 1	68 A	Eastern Mich.	1 3	127 H	Toledo	3 1
14 H	Northern Ill.	3 2	37 A	Michigan St.	0 3	68 H	Eastern Mich.	1 3	130 A	IUPUI	3 0
14 N	Northern Ill.	1 3				68 N	Eastern Mich.	3 1	135 H	Bowling Green	3 0
						74 A	Central Mich.	3 0	140 H	Miami (OH)	3 1
						74 H	Central Mich.	3 1	146 N	VCU	3 1
						75 H	IPFW	3 1	167 A	Valparaiso	3 0
						80 N	Sacred Heart	3 1	181 N	Evansville	3 2
						82 H	Saint Louis	3 0	213 H	Buffalo	3 0
									214 A	Kent St.	3 0
									221 N	A&M-Corpus Christi	3 0
									223 N	Western Caro.	3 0
									230 A	Akron	3 1
									261 N	Jacksonville St.	3 1
									286 N	Murray St.	3 0
									299 H	Loyola Chicago	3 0
			LAST 10 GAMES								
			82 H	Saint Louis	3 0	14 A	Northern Ill.	0 3			
			14 N	Northern Ill.	1 3	32 A	Western Mich.	2 3			
			68 N	Eastern Mich.	3 1	213 H	Buffalo	3 0			
			74 H	Central Mich.	3 1	127 A	Toledo	3 2			
			68 H	Eastern Mich.	1 3	135 H	Bowling Green	3 0			

Non-Div. I Games:

Ball St.

Average RPI Win:	135	WON-LOST RECORD	WINNING PCT. RANK	LAST 10 GAMES	STRENGTH OF SCHEDULE	OPP. STRENGTH OF SCHEDULE	TEAM RPI	ADJ RPI	CONF. RPI	ADJ CONF. RPI		
Average RPI Loss:	20	23- 7	.76667	34	7- 3	67	45	35	.61466	35	3	3
DIV. I ONLY		8- 0	1	1	0- 0	176	231	36	.61047	37	3	3
DIV. I NON-CONF.												
<hr/>												
TOTALS	RPI 1-25	RPI 26-50		W-L RECORDS		RPI 51-100		RPI 101-150		RPI 150+		
23- 7	2- 4	4- 3		OVERALL		0- 0		7- 0		10- 0		
11- 2	2- 1	2- 1		HOME		0- 0		4- 0		3- 0		
8- 5	0- 3	2- 2		AWAY		0- 0		3- 0		3- 0		
4- 0	0- 0	0- 0		NEUTRAL		0- 0		0- 0		4- 0		
8- 0	0- 0	1- 0		NON-CONFERENCE		0- 0		1- 0		6- 0		
2- 0	0- 0	0- 0		HOME		0- 0		1- 0		1- 0		
2- 0	0- 0	1- 0		AWAY		0- 0		0- 0		1- 0		
4- 0	0- 0	0- 0		NEUTRAL		0- 0		0- 0		4- 0		
15- 7	2- 4	3- 3		CONFERENCE		0- 0		6- 0		4- 0		
9- 2	2- 1	2- 1		HOME		0- 0		3- 0		2- 0		
6- 5	0- 3	1- 2		AWAY		0- 0		3- 0		2- 0		
0- 0	0- 0	0- 0		NEUTRAL		0- 0		0- 0		0- 0		
RPI	S	Opponent	Score	RPI	S	Opponent	Score	RPI	S	Opponent	Score	
8	A	Southern California	0 3	29	A	California	1 3	103	A	Oregon St.	3 0	
8	H	Southern California	0 3	29	H	California	1 3	103	H	Oregon St.	3 0	
15	A	UCLA	0 3	30	A	Oregon	0 3	134	H	Fresno St.	3 0	
15	H	UCLA	3 0	30	H	Oregon	3 0	138	A	Utah	3 0	
18	A	Stanford	0 3	41	A	Long Beach St.	3 1	138	H	Utah	3 0	
18	H	Stanford	3 2	49	A	Arizona	3 0	141	A	Arizona St.	3 0	
				49	H	Arizona	3 0	141	H	Arizona St.	3 2	
								156	A	Washington St.	3 2	
								156	H	Washington St.	3 0	
								158	N	Boise St.	3 0	
								176	N	Portland St.	3 0	
								183	A	Colorado	3 0	
								183	H	Colorado	3 0	
								198	A	Gonzaga	3 0	
								205	N	UMBC	3 0	
								283	H	Seattle	3 0	
								297	N	Prairie View	3 0	
LAST 10 GAMES												
156	A	Washington St.	3 2	18	H	Stanford	3 2					
156	H	Washington St.	3 0	8	A	Southern California	0 3					
183	A	Colorado	3 0	15	A	UCLA	0 3					
138	A	Utah	3 0	49	H	Arizona	3 0					
29	H	California	1 3	141	H	Arizona St.	3 2					

Non-Div. I Games:

Washington

Average RPI Win: 163		WON-LOST RECORD		WINNING PCT. RANK		LAST 10 GAMES		STRENGTH OF SCHEDULE		OPP. STRENGTH OF SCHEDULE		TEAM RPI		ADJ RPI		CONF. RPI		ADJ CONF. RPI	
DIV. I ONLY		25- 6		.80645 22		9- 1		73		102		33		.61269 36		17		17	
DIV. I NON-CONF.		9- 5		.64286 93		1- 0		35		17		39		.6081 39		17		17	
TOTALS		RPI 1-25		RPI 26-50		W-L RECORDS		RPI 51-100		RPI 101-150		RPI 150+							
25- 6		0- 5		0- 0		OVERALL		7- 1		6- 0		12- 0							
12- 3		0- 3		0- 0		HOME		4- 0		3- 0		5- 0							
8- 2		0- 1		0- 0		AWAY		1- 1		1- 0		6- 0							
5- 1		0- 1		0- 0		NEUTRAL		2- 0		2- 0		1- 0							
9- 5		0- 5		0- 0		NON-CONFERENCE		3- 0		2- 0		4- 0							
2- 3		0- 3		0- 0		HOME		1- 0		0- 0		1- 0							
2- 1		0- 1		0- 0		AWAY		0- 0		0- 0		2- 0							
5- 1		0- 1		0- 0		NEUTRAL		2- 0		2- 0		1- 0							
16- 1		0- 0		0- 0		CONFERENCE		4- 1		4- 0		8- 0							
10- 0		0- 0		0- 0		HOME		3- 0		3- 0		4- 0							
6- 1		0- 0		0- 0		AWAY		1- 1		1- 0		4- 0							
0- 0		0- 0		0- 0		NEUTRAL		0- 0		0- 0		0- 0							
RPI S	Opponent	Score		RPI S	Opponent	Score		RPI S	Opponent	Score		RPI S	Opponent	Score					
1 A	Illinois	2	3					52 N	North Dakota	3	1	105 N	James Madison	3	0				
9 N	Tennessee	2	3					57 H	Notre Dame	3	0	111 N	Syracuse	3	0				
10 H	Florida St.	1	3					61 N	Houston	3	0	116 A	George Washington	3	0				
16 H	Pepperdine	2	3					70 A	Xavier	2	3	116 H	George Washington	3	0				
23 H	Michigan	0	3					70 H	Xavier	3	1	133 H	Duquesne	3	0				
								70 H	Xavier	3	1	133 H	Duquesne	3	0				
								82 A	Saint Louis	3	0	157 A	Charlotte	3	0				
								82 H	Saint Louis	3	1	157 H	Charlotte	3	0				
												207 A	Rhode Island	3	0				
												213 A	Buffalo	3	0				
												222 A	Green Bay	3	1				
												246 H	Temple	3	0				
												253 H	Wright St.	3	0				
												266 N	Cornell	3	0				
												273 A	Fordham	3	0				
												273 H	Fordham	3	0				
												308 A	La Salle	3	0				
												308 H	La Salle	3	0				
				LAST 10 GAMES															
								57 H	Notre Dame	3	0	273 H	Fordham	3	0				
								70 H	Xavier	3	1	70 A	Xavier	2	3				
								133 H	Duquesne	3	0	116 H	George Washington	3	0				
								82 A	Saint Louis	3	0	157 H	Charlotte	3	0				
								308 A	La Salle	3	0	273 A	Fordham	3	0				

Non-Div. I Games:

Dayton

Average RPI Win:	127	WON-LOST RECORD	WINNING PCT. RANK	LAST 10 GAMES	STRENGTH OF SCHEDULE	OPP. STRENGTH OF SCHEDULE	TEAM RPI	ADJ RPI	CONF. RPI	ADJ CONF. RPI		
DIV. I ONLY		21- 11	.65625	78	4- 6	23	26	38	.61112	37	2	2
DIV. I NON-CONF.		11- 1	.91667	17	0- 0	68	198	27	.63061	27	1	1
<hr/>												
TOTALS	RPI 1-25	RPI 26-50		W-L RECORDS		RPI 51-100		RPI 101-150		RPI 150+		
21- 11	2- 10	1- 1		OVERALL		6- 0		7- 1		5- 0		
12- 4	2- 5	1- 0		HOME		3- 0		5- 0		1- 0		
5- 7	0- 5	0- 1		AWAY		3- 0		2- 1		0- 0		
4- 0	0- 0	0- 0		NEUTRAL		0- 0		0- 0		4- 0		
11- 1	0- 0	1- 0		NON-CONFERENCE		2- 0		3- 1		5- 0		
6- 0	0- 0	1- 0		HOME		1- 0		3- 0		1- 0		
1- 1	0- 0	0- 0		AWAY		1- 0		0- 1		0- 0		
4- 0	0- 0	0- 0		NEUTRAL		0- 0		0- 0		4- 0		
10- 11	2- 10	0- 1		CONFERENCE		4- 0		4- 0		0- 0		
6- 5	2- 5	0- 0		HOME		2- 0		2- 0		0- 0		
4- 6	0- 5	0- 1		AWAY		2- 0		2- 0		0- 0		
0- 0	0- 0	0- 0		NEUTRAL		0- 0		0- 0		0- 0		
RPI	S	Opponent	Score	RPI	S	Opponent	Score	RPI	S	Opponent	Score	
1	A	Illinois	2 3	34	H	Ball St.	3 0	58	A	Wisconsin	3 1	
1	H	Illinois	3 1	48	A	Ohio St.	1 3	58	H	Wisconsin	3 1	
4	A	Nebraska	0 3					73	A	UCF	3 0	
4	H	Nebraska	2 3					80	H	Sacred Heart	3 0	
6	A	Purdue	0 3					81	A	Northwestern	3 1	
6	H	Purdue	1 3					81	H	Northwestern	3 2	
11	H	Penn St.	1 3									
11	H	Penn St.	1 3									
12	A	Minnesota	0 3									
12	H	Minnesota	0 3									
23	A	Michigan	1 3									
23	H	Michigan	3 1									
				LAST 10 GAMES								
				11	H	Penn St.	1 3	58	A	Wisconsin	3 1	
				11	H	Penn St.	1 3	12	A	Minnesota	0 3	
				23	A	Michigan	1 3	4	A	Nebraska	0 3	
				81	H	Northwestern	3 2	144	A	Iowa	3 0	
				1	H	Illinois	3 1	6	H	Purdue	1 3	

Non-Div. I Games:

Michigan St.

Average RPI Win: 138		WON-LOST RECORD		WINNING PCT. RANK		LAST 10 GAMES		STRENGTH OF SCHEDULE		OPP. STRENGTH OF SCHEDULE		TEAM RPI		ADJ RPI		CONF. RPI		ADJ CONF. RPI	
DIV. I ONLY		23- 8		.74194 44		7- 3		69		62		40		.6091 38		12		12	
DIV. I NON-CONF.		9- 6		.6 117		1- 1		37		22		53		.59703 50		11		11	
TOTALS		RPI 1-25		RPI 26-50		W-L RECORDS		RPI 51-100		RPI 101-150		RPI 150+							
23- 8		1- 4		3- 0		OVERALL		5- 3		4- 1		10- 0							
10- 2		1- 1		2- 0		HOME		1- 0		2- 1		4- 0							
8- 4		0- 2		0- 0		AWAY		4- 2		1- 0		3- 0							
5- 2		0- 1		1- 0		NEUTRAL		0- 1		1- 0		3- 0							
9- 6		0- 4		2- 0		NON-CONFERENCE		2- 2		1- 0		4- 0							
4- 1		0- 1		1- 0		HOME		1- 0		1- 0		1- 0							
1- 4		0- 2		0- 0		AWAY		1- 2		0- 0		0- 0							
4- 1		0- 1		1- 0		NEUTRAL		0- 0		0- 0		3- 0							
14- 2		1- 0		1- 0		CONFERENCE		3- 1		3- 1		6- 0							
6- 1		1- 0		1- 0		HOME		0- 0		1- 1		3- 0							
7- 0		0- 0		0- 0		AWAY		3- 0		1- 0		3- 0							
1- 1		0- 0		0- 0		NEUTRAL		0- 1		1- 0		0- 0							
RPI	S	Opponent		Score		RPI	S	Opponent		Score		RPI	S	Opponent		Score			
1	A	Illinois		2	3	26	N	Kansas St.		3	0	51	A	Ohio		3	1		
6	N	Purdue		2	3	39	H	Wichita St.		3	1	57	A	Notre Dame		3	1		
9	H	Tennessee		0	3	40	H	Marquette		3	0	57	N	Notre Dame		1	3		
13	A	Kentucky		0	3							77	A	Georgia Tech		2	3		
19	H	Cincinnati		3	0							86	H	Morehead St.		3	0		
												89	A	Lipscomb		1	3		
												96	A	Seton Hall		3	0		
												99	A	Villanova		3	2		
	</																		

Non-Div. I Games:

Louisville

Average RPI Win: 148		WON-LOST RECORD		WINNING PCT. RANK		LAST 10 GAMES		STRENGTH OF SCHEDULE		OPP. STRENGTH OF SCHEDULE		TEAM RPI		ADJ RPI		CONF. RPI		ADJ CONF. RPI	
DIV. I ONLY		20- 10		.66667 70		7- 3		24		86		41		.6043 39		10		10	
DIV. I NON-CONF.		5- 4		.55556 145		0- 0		16		41		43		.60842 38		9		9	
TOTALS		RPI 1-25		RPI 26-50		W-L RECORDS		RPI 51-100		RPI 101-150		RPI 150+							
20- 10		0- 4		4- 3		OVERALL		2- 1		3- 1		11- 1							
8- 2		0- 1		1- 1		HOME		1- 0		1- 0		5- 0							
7- 6		0- 3		2- 1		AWAY		0- 1		1- 0		4- 1							
5- 2		0- 0		1- 1		NEUTRAL		1- 0		1- 1		2- 0							
5- 4		0- 1		2- 2		NON-CONFERENCE		1- 0		1- 1		1- 0							
1- 0		0- 0		1- 0		HOME		0- 0		0- 0		0- 0							
1- 2		0- 1		1- 1		AWAY		0- 0		0- 0		0- 0							
3- 2		0- 0		0- 1		NEUTRAL		1- 0		1- 1		1- 0							
15- 6		0- 3		2- 1		CONFERENCE		1- 1		2- 0		10- 1							
7- 2		0- 1		0- 1		HOME		1- 0		1- 0		5- 0							
6- 4		0- 2		1- 0		AWAY		0- 1		1- 0		4- 1							
2- 0		0- 0		1- 0		NEUTRAL		0- 0		0- 0		1- 0							
RPI S	Opponent		Score		RPI S	Opponent		Score		RPI S	Opponent		Score		RPI S	Opponent		Score	
5	A	UNI	2	3	27	H	Oklahoma	3	2	69	A	Creighton	2	3	101	N	Ole Miss	3	1
5	A	UNI	0	3	28	A	Colorado St.	3	1	69	H	Creighton	3	0	108	N	Northern Colo.	1	3
5	H	UNI	0	3	38	A	Louisville	1	3	88	N	San Francisco	3	2	109	A	Illinois St.	3	0
7	A	Hawaii	1	3	44	A	Missouri St.	3	1						109	H	Illinois St.	3	0
					44	H	Missouri St.	0	3						181	A	Evansville	2	3
					44	N	Missouri St.	3	0						181	H	Evansville	3	0
					49	N	Arizona	0	3						193	A	Drake	3	0
															193	H	Drake	3	0
															206	A	Indiana St.	3	0
															206	H	Indiana St.	3	0
															206	N	Indiana St.	3	0
															219	A	Bradley	3	0
															219	H	Bradley	3	0
															226	A	Southern Ill.	3	0
															226	H	Southern Ill.	3	0
															275	N	Eastern Ill.	3	0
LAST 10 GAMES																			
					5	A	UNI	0	3						181	H	Evansville	3	0
					44	N	Missouri St.	3	0						226	H	Southern Ill.	3	0
					206	N	Indiana St.	3	0						193	A	Drake	3	0
					206	A	Indiana St.	3	0						69	A	Creighton	2	3
					109	A	Illinois St.	3	0						5	H	UNI	0	3

Non-Div. I Games: Neb. Omaha 3 0

Wichita St.

Average RPI Win:		140	WON-LOST RECORD		WINNING PCT. RANK		LAST 10 GAMES		STRENGTH OF SCHEDULE		OPP. STRENGTH OF SCHEDULE		TEAM RPI		ADJ RPI		CONF. RPI		ADJ CONF. RPI	
DIV. I ONLY			23- 10		.69697 62		6- 4		46		50		42		.60409 40		12		12	
DIV. I NON-CONF.			10- 7		.58824 130		0- 1		27		18		49		.60203 44		11		11	
TOTALS		RPI 1-25		RPI 26-50		W-L RECORDS		RPI 51-100		RPI 101-150		RPI 150+								
23- 10		0- 6		2- 3		OVERALL		7- 1		4- 0		10- 0								
12- 2		0- 2		1- 0		HOME		4- 0		1- 0		6- 0								
9- 6		0- 3		1- 3		AWAY		2- 0		3- 0		3- 0								
2- 2		0- 1		0- 0		NEUTRAL		1- 1		0- 0		1- 0								
10- 7		0- 4		2- 2		NON-CONFERENCE		3- 1		1- 0		4- 0								
4- 1		0- 1		1- 0		HOME		0- 0		0- 0		3- 0								
4- 4		0- 2		1- 2		AWAY		2- 0		1- 0		0- 0								
2- 2		0- 1		0- 0		NEUTRAL		1- 1		0- 0		1- 0								
13- 3		0- 2		0- 1		CONFERENCE		4- 0		3- 0		6- 0								
8- 1		0- 1		0- 0		HOME		4- 0		1- 0		3- 0								
5- 2		0- 1		0- 1		AWAY		0- 0		2- 0		3- 0								
0- 0		0- 0		0- 0		NEUTRAL		0- 0		0- 0		0- 0								
RPI	S	Opponent		Score		RPI	S	Opponent		Score		RPI	S	Opponent		Score				
5	A	UNI		0	3	32	A	Western Mich.		1	3	57	H	Notre Dame		3	0			
12	H	Minnesota		2	3	38	A	Louisville		0	3	69	A	Creighton		3	0			
14	A	Northern Ill.		0	3	45	A	Middle Tenn.		0	3	74	N	Central Mich.		3	0			
14	N	Northern Ill.		1	3	45	H	Middle Tenn.		3	1	80	A	Sacred Heart		3	1			
19	A	Cincinnati		1	3	50	A	Milwaukee		3	0	82	N	Saint Louis		1	3			
19	H	Cincinnati		2	3							96	H	Seton Hall		3	2			
												96	H	Seton Hall		3	0			
												99	H	Villanova		3	0			
LAST 10 GAMES																				
14	A	Northern Ill.		0	3	38	A	Louisville		0	3									
19	H	Cincinnati		2	3	19	A	Cincinnati		1	3									
96	H	Seton Hall		3	0	194	A	West Virginia		3	0									
255	H	DePaul		3	0	126	A	Pittsburgh		3	0									
57	H	Notre Dame		3	0	236	H	Rutgers		3	2									

Non-Div. I Games:

Marquette

[illegible]

Non-Div. I Games:

Long Beach St.

Average RPI Win:		176	WON-LOST RECORD		WINNING PCT. RANK		LAST 10 GAMES		STRENGTH OF SCHEDULE		OPP. STRENGTH OF SCHEDULE		TEAM RPI		ADJ RPI		CONF. RPI		ADJ CONF. RPI	
DIV. I ONLY			25- 8		.75758 37		9- 0		57		122		39		.60212 42		14		14	
DIV. I NON-CONF.			7- 6		.53846 153		0- 0		36		65		66		.57152 67		14		14	
TOTALS		RPI 1-25		RPI 26-50		W-L RECORDS		RPI 51-100		RPI 101-150		RPI 150+								
25- 8		0- 4		0- 1		OVERALL		4- 3		5- 0		16- 0								
8- 3		0- 2		0- 0		HOME		1- 1		2- 0		5- 0								
9- 5		0- 2		0- 1		AWAY		1- 2		2- 0		6- 0								
8- 0		0- 0		0- 0		NEUTRAL		2- 0		1- 0		5- 0								
7- 6		0- 4		0- 1		NON-CONFERENCE		1- 1		0- 0		6- 0								
0- 2		0- 2		0- 0		HOME		0- 0		0- 0		0- 0								
1- 4		0- 2		0- 1		AWAY		0- 1		0- 0		1- 0								
6- 0		0- 0		0- 0		NEUTRAL		1- 0		0- 0		5- 0								
18- 2		0- 0		0- 0		CONFERENCE		3- 2		5- 0		10- 0								
8- 1		0- 0		0- 0		HOME		1- 1		2- 0		5- 0								
8- 1		0- 0		0- 0		AWAY		1- 1		2- 0		5- 0								
2- 0		0- 0		0- 0		NEUTRAL		1- 0		1- 0		0- 0								
RPI	S	Opponent		Score		RPI	S	Opponent		Score		RPI	S	Opponent		Score				
3	H	Iowa St.		0	3	33	A	Missouri		0	3	52	A	North Dakota		1	3			
3	H	Iowa St.		2	3							75	A	IPFW		1	3			
5	A	UNI		2	3							75	H	IPFW		3	1			
24	A	Tulsa		0	3							87	A	Oral Roberts		3	0			
												87	H	Oral Roberts		2	3			
												87	N	Oral Roberts		3	0			
												95	N	UC Davis		3	1			
														128 A Oakland		3	0			
														128 H Oakland		3	0			
														128 N Oakland		3	1			
														130 A IUPUI		3	1			
														130 H IUPUI		3	2			
														168 A South Dakota St.		3	0			
														168 H South Dakota St.		3	1			
														174 A South Dakota		3	0			
														174 H South Dakota		3	0			
														177 A Butler		3	0			
														192 N Idaho St.		3	0			
														201 N Texas-Arlington		3	0			
														211 N Tulane		3	0			
														212 A UMKC		3	1			
														212 H UMKC		3	2			
														218 A Southern Utah		3	1			
														218 H Southern Utah		3	0			
														249 N Binghamton		3	0			
														254 A Western Ill.		3	0			
														254 H Western Ill.		3	0			
														320 N Ark.-Pine Bluff		3	0			
LAST 10 GAMES																				
						87	N	Oral Roberts		3	0	87	A	Oral Roberts		3	0			
						128	N	Oakland		3	1	168	H	South Dakota St.		3	1			
						212	H	UMKC		3	2	128	H	Oakland		3	0			
						174	H	South Dakota		3	0	75	H	IPFW		3	1			
						218	A	Southern Utah		3	1	5	A	UNI		2	3			

Non-Div. I Games: Neb. Omaha 3 0

North Dakota St.

Average RPI Win: 127		WON-LOST RECORD		WINNING PCT. RANK		LAST 10 GAMES		STRENGTH OF SCHEDULE		OPP. STRENGTH OF SCHEDULE		TEAM RPI		ADJ RPI		CONF. RPI		ADJ CONF. RPI	
DIV. I ONLY		21- 8		.72414 49		8- 2		83		40		44		.59778 43		5		5	
DIV. I NON-CONF.		6- 3		.66667 81		0- 0		57		66		59		.58788 58		5		5	
TOTALS		RPI 1-25		RPI 26-50		W-L RECORDS		RPI 51-100		RPI 101-150		RPI 150+							
21- 8		1- 5		1- 0		OVERALL		8- 2		1- 0		10- 1							
14- 2		1- 2		1- 0		HOME		5- 0		1- 0		6- 0							
6- 5		0- 3		0- 0		AWAY		3- 1		0- 0		3- 1							
1- 1		0- 0		0- 0		NEUTRAL		0- 1		0- 0		1- 0							
6- 3		0- 2		0- 0		NON-CONFERENCE		3- 1		0- 0		3- 0							
4- 1		0- 1		0- 0		HOME		2- 0		0- 0		2- 0							
1- 1		0- 1		0- 0		AWAY		1- 0		0- 0		0- 0							
1- 1		0- 0		0- 0		NEUTRAL		0- 1		0- 0		1- 0							
15- 5		1- 3		1- 0		CONFERENCE		5- 1		1- 0		7- 1							
10- 1		1- 1		1- 0		HOME		3- 0		1- 0		4- 0							
5- 4		0- 2		0- 0		AWAY		2- 1		0- 0		3- 1							
0- 0		0- 0		0- 0		NEUTRAL		0- 0		0- 0		0- 0							
RPI S	Opponent		Score		RPI S	Opponent		Score		RPI S	Opponent		Score		RPI S	Opponent		Score	
10 A	Florida St.		0 3		31 H	North Carolina		3 0		54 A	Clemson		0 3		112 H	North Carolina St.		3 0	
10 H	Florida St.		3 2							54 H	Clemson		3 2		157 N	Charlotte		3 0	
18 A	Stanford		1 3							55 N	St. Mary's (CA)		2 3		164 A	Maryland		3 1	
22 A	Miami (FL)		0 3							58 H	Wisconsin		3 2		164 H	Maryland		3 1	
22 H	Miami (FL)		0 3							64 H	Furman		3 1		171 A	Wake Forest		1 3	
25 H	San Diego		1 3							65 A	Virginia Tech		3 2		171 H	Wake Forest		3 0	
										65 H	Virginia Tech		3 1		172 A	Virginia		3 2	
										77 A	Georgia Tech		3 1		172 H	Virginia		3 1	
										77 H	Georgia Tech		3 0		204 A	Boston College		3 1	
										92 A	Pacific		3 1		204 H	Boston College		3 0	
															250 H	Campbell		3 0	
															307 H	Charleston So.		3 0	
				LAST 10 GAMES															
					171 H	Wake Forest		3 0		65 H	Virginia Tech		3 1						
					204 A	Boston College		3 1		172 H	Virginia		3 1						
					164 A	Maryland		3 1		77 A	Georgia Tech		3 1						
					10 H	Florida St.		3 2		54 A	Clemson		0 3						
					22 H	Miami (FL)		0 3		112 H	North Carolina St.		3 0						

Non-Div. I Games:

Duke

Average RPI Win: 153		WON-LOST	WINNING	LAST 10	STRENGTH OF		OPP. STRENGTH	TEAM	ADJ	CONF.	ADJ CONF.
Average RPI Loss: 41		RECORD	PCT. RANK	GAMES	SCHEDULE		OF SCHEDULE	RPI	RPI	RPI	RPI
DIV. I ONLY		22- 8	.73333	47	7- 3		72	70	43	.59492	44
DIV. I NON-CONF.		7- 4	.63636	96	0- 0		52	39	60	.58197	61
TOTALS		RPI 1-25	RPI 26-50		W-L RECORDS		RPI 51-100		RPI 101-150		RPI 150+
22- 8		0- 3	1- 4		OVERALL		5- 0		3- 0		13- 1
10- 3		0- 1	0- 2		HOME		1- 0		2- 0		7- 0
8- 4		0- 2	1- 1		AWAY		1- 0		1- 0		5- 1
4- 1		0- 0	0- 1		NEUTRAL		3- 0		0- 0		1- 0
7- 4		0- 1	0- 2		NON-CONFERENCE		3- 0		1- 0		3- 1
3- 1		0- 0	0- 1		HOME		0- 0		1- 0		2- 0
0- 3		0- 1	0- 1		AWAY		0- 0		0- 0		0- 1
4- 0		0- 0	0- 0		NEUTRAL		3- 0		0- 0		1- 0
15- 4		0- 2	1- 2		CONFERENCE		2- 0		2- 0		10- 0
7- 2		0- 1	0- 1		HOME		1- 0		1- 0		5- 0
8- 1		0- 1	1- 0		AWAY		1- 0		1- 0		5- 0
0- 1		0- 0	0- 1		NEUTRAL		0- 0		0- 0		0- 0
RPI S	Opponent	Score	RPI S	Opponent	Score	RPI S	Opponent	Score	RPI S	Opponent	Score
5 A	UNI	0 3	26 H	Kansas St.	2 3	69 A	Creighton	3 1	109 A	Illinois St.	3 2
5 H	UNI	2 3	27 A	Oklahoma	1 3	69 H	Creighton	3 1	109 H	Illinois St.	3 2
25 A	San Diego	0 3	39 A	Wichita St.	3 0	76 N	Northeastern	3 0	119 H	Arkansas St.	3 1
			39 H	Wichita St.	1 3	87 N	Oral Roberts	3 1	163 A	Stephen F. Austin	1 3
			39 N	Wichita St.	0 3	97 N	SMU	3 0	168 H	South Dakota St.	3 0
									179 H	Hofstra	3 0
									181 A	Evansville	3 1
									181 H	Evansville	3 0
									187 N	UC Riverside	3 0
									193 A	Drake	3 1
									193 H	Drake	3 0
									206 A	Indiana St.	3 0
									206 H	Indiana St.	3 0
									219 A	Bradley	3 1
									219 H	Bradley	3 0
									226 A	Southern Ill.	3 0
									226 H	Southern Ill.	3 0
			LAST 10 GAMES								
			39 N	Wichita St.	0 3	69 A	Creighton	3 1			
			109 A	Illinois St.	3 2	193 A	Drake	3 1			
			206 A	Indiana St.	3 0	219 H	Bradley	3 0			
			226 H	Southern Ill.	3 0	5 H	UNI	2 3			
			181 H	Evansville	3 0	39 H	Wichita St.	1 3			

Non-Div. I Games:

Missouri St.

Average RPI Win:		165	WON-LOST RECORD		WINNING PCT. RANK		LAST 10 GAMES		STRENGTH OF SCHEDULE		OPP. STRENGTH OF SCHEDULE		TEAM RPI		ADJ RPI		CONF. RPI		ADJ CONF. RPI	
DIV. I ONLY			21- 11		.65625 78		8- 2		54		75		50		.59121 45		15		16	
DIV. I NON-CONF.			5- 8		.38462 225		2- 0		30		9		96		.55363 82		15		15	
TOTALS		RPI 1-25		RPI 26-50		W-L RECORDS		RPI 51-100		RPI 101-150		RPI 150+								
21- 11		1- 5		2- 2		OVERALL		3- 1		1- 3		14- 0								
12- 6		0- 3		2- 0		HOME		2- 0		1- 3		7- 0								
7- 2		1- 0		0- 1		AWAY		1- 1		0- 0		5- 0								
2- 3		0- 2		0- 1		NEUTRAL		0- 0		0- 0		2- 0								
5- 8		0- 3		2- 2		NON-CONFERENCE		1- 1		1- 2		1- 0								
5- 4		0- 2		2- 0		HOME		1- 0		1- 2		1- 0								
0- 2		0- 0		0- 1		AWAY		0- 1		0- 0		0- 0								
0- 2		0- 1		0- 1		NEUTRAL		0- 0		0- 0		0- 0								
16- 3		1- 2		0- 0		CONFERENCE		2- 0		0- 1		13- 0								
7- 2		0- 1		0- 0		HOME		1- 0		0- 1		6- 0								
7- 0		1- 0		0- 0		AWAY		1- 0		0- 0		5- 0								
2- 1		0- 1		0- 0		NEUTRAL		0- 0		0- 0		2- 0								
RPI	S	Opponent		Score		RPI	S	Opponent		Score		RPI	S	Opponent		Score				
1	H	Illinois		0	3	28	N	Colorado St.		0	3	66	A	Arkansas		0	3			
12	N	Minnesota		0	3	33	H	Missouri		3	1	77	H	Georgia Tech		3	1			
21	A	Western Ky.		3	1	40	A	Marquette		1	3	90	A	FIU		3	0			
21	H	Western Ky.		2	3	40	H	Marquette		3	0	90	H	FIU		3	0			
21	N	Western Ky.		1	3															
24	H	Tulsa		2	3															
						LAST 10 GAMES														
						146	H	VCU		3	0	215 A South Ala.						3	0	
						21	N	Western Ky.		1	3	169 A Troy						3	2	
						162	N	North Texas		3	0	153 H Denver						3	0	
						228	N	UALR		3	0	162 H North Texas						3	0	
						21	H	Western Ky.		2	3	77 H Georgia Tech						3	1	

Non-Div. I Games:

Middle Tenn.

Average RPI Win: 126		WON-LOST RECORD	WINNING PCT. RANK		LAST 10 GAMES		STRENGTH OF SCHEDULE		OPP. STRENGTH OF SCHEDULE		TEAM RPI	ADJ RPI	CONF. RPI	ADJ CONF. RPI			
Average RPI Loss: 35																	
DIV. I ONLY		18- 14	.5625	131	3- 7		20		19		45	.59032	46	1	1		
DIV. I NON-CONF.		13- 3	.8125	37	1- 0		84		110		41	.6033	42	2	2		
TOTALS		RPI 1-25		RPI 26-50		W-L RECORDS		RPI 51-100		RPI 101-150		RPI 150+					
18- 14		0- 7		4- 4		OVERALL		3- 1		6- 2		5- 0					
9- 4		0- 3		3- 1		HOME		0- 0		2- 0		4- 0					
4- 9		0- 4		1- 3		AWAY		1- 1		1- 1		1- 0					
5- 1		0- 0		0- 0		NEUTRAL		2- 0		3- 1		0- 0					
13- 3		0- 1		0- 0		NON-CONFERENCE		3- 1		5- 1		5- 0					
5- 0		0- 0		0- 0		HOME		0- 0		1- 0		4- 0					
3- 2		0- 1		0- 0		AWAY		1- 1		1- 0		1- 0					
5- 1		0- 0		0- 0		NEUTRAL		2- 0		3- 1		0- 0					
5- 11		0- 6		4- 4		CONFERENCE		0- 0		1- 1		0- 0					
4- 4		0- 3		3- 1		HOME		0- 0		1- 0		0- 0					
1- 7		0- 3		1- 3		AWAY		0- 0		0- 1		0- 0					
0- 0		0- 0		0- 0		NEUTRAL		0- 0		0- 0		0- 0					
RPI	S	Opponent		Score		RPI	S	Opponent		Score		RPI	S	Opponent		Score	
2	A	Texas		0 3		26	A	Kansas St.		0 3		108	H	Northern Colo.		3 2	
2	H	Texas		1 3		26	H	Kansas St.		3 2		71	N	Col. of Charleston		3 0	
3	A	Iowa St.		0 3		27	A	Oklahoma		3 1		72	A	Texas St.		3 2	
3	H	Iowa St.		2 3		27	H	Oklahoma		1 3		88	N	San Francisco		3 0	
6	A	Purdue		0 3		33	A	Missouri		1 3							
17	A	Texas A&M		2 3		33	H	Missouri		3 2							
17	H	Texas A&M		1 3		47	A	Kansas		1 3							
						47	H	Kansas		3 1							

Non-Div. I Games:

Baylor

Average RPI Win: 129		WON-LOST	WINNING	LAST 10	STRENGTH OF		OPP. STRENGTH	TEAM	ADJ	CONF.	ADJ CONF.
Average RPI Loss: 19		RECORD	PCT. RANK	GAMES	SCHEDULE		OF SCHEDULE	RPI	RPI	RPI	RPI
DIV. I ONLY		14- 14	.5 152	3- 7	7		12	48	.58818	47	1 1
DIV. I NON-CONF.		11- 1	.91667 17	0- 0	50		88	18	.65342	20	2 2
TOTALS		RPI 1-25	RPI 26-50	W-L RECORDS	RPI 51-100		RPI 101-150	RPI 150+			
14- 14		1- 7	1- 7	OVERALL	3- 0		5- 0	4- 0			
5- 6		0- 3	1- 3	HOME	1- 0		2- 0	1- 0			
3- 8		0- 4	0- 4	AWAY	0- 0		2- 0	1- 0			
6- 0		1- 0	0- 0	NEUTRAL	2- 0		1- 0	2- 0			
11- 1		1- 1	0- 0	NON-CONFERENCE	3- 0		3- 0	4- 0			
3- 0		0- 0	0- 0	HOME	1- 0		1- 0	1- 0			
2- 1		0- 1	0- 0	AWAY	0- 0		1- 0	1- 0			
6- 0		1- 0	0- 0	NEUTRAL	2- 0		1- 0	2- 0			
3- 13		0- 6	1- 7	CONFERENCE	0- 0		2- 0	0- 0			
2- 6		0- 3	1- 3	HOME	0- 0		1- 0	0- 0			
1- 7		0- 3	0- 4	AWAY	0- 0		1- 0	0- 0			
0- 0		0- 0	0- 0	NEUTRAL	0- 0		0- 0	0- 0			
RPI S	Opponent	Score	RPI S	Opponent	Score	RPI S	Opponent	Score	RPI S	Opponent	Score
2 A	Texas	0 3	26 A	Kansas St.	1 3	82 N	Saint Louis	3 0	113 A	Texas Tech	3 1
2 H	Texas	2 3	26 H	Kansas St.	1 3	98 H	Appalachian St.	3 0	113 H	Texas Tech	3 1
3 A	Iowa St.	0 3	27 A	Oklahoma	2 3	100 N	San Diego St.	3 1	121 A	Georgia	3 0
3 H	Iowa St.	0 3	27 H	Oklahoma	1 3				123 H	Belmont	3 1
5 A	UNI	2 3	33 A	Missouri	1 3				145 N	Liberty	3 0
12 N	Minnesota	3 2	33 H	Missouri	1 3				167 N	Valparaiso	3 2
17 A	Texas A&M	1 3	46 A	Baylor	1 3				168 H	South Dakota St.	3 0
17 H	Texas A&M	2 3	46 H	Baylor	3 1				255 A	DePaul	3 0
									258 N	Florida A&M	3 0
			LAST 10 GAMES								
			46 H	Baylor	3 1	33 H	Missouri	1 3			
			26 A	Kansas St.	1 3	17 A	Texas A&M	1 3			
			27 H	Oklahoma	1 3	3 A	Iowa St.	0 3			
			113 A	Texas Tech	3 1	113 H	Texas Tech	3 1			
			2 H	Texas	2 3	26 H	Kansas St.	1 3			

Non-Div. I Games: Neb. Omaha 3 0

Kansas

Average RPI Win: 130		WON-LOST	WINNING	LAST 10	STRENGTH OF		OPP. STRENGTH	TEAM	ADJ		CONF.	ADJ CONF.		
Average RPI Loss: 18		RECORD	PCT. RANK	GAMES	SCHEDULE		OF SCHEDULE	RPI	RPI		RPI	RPI		
DIV. I ONLY		19- 14	.57576	120	4- 6		30	11	49		.58775	48		
DIV. I NON-CONF.		10- 3	.76923	50	0- 0		109	58	57		.58745	59		
TOTALS		RPI 1-25	RPI 26-50		W-L RECORDS		RPI 51-100		RPI 101-150		RPI 150+			
19- 14		2- 11	1- 1		OVERALL		3- 2		7- 0		6- 0			
8- 5		1- 4	1- 0		HOME		2- 1		2- 0		2- 0			
6- 7		1- 6	0- 0		AWAY		1- 1		3- 0		1- 0			
5- 2		0- 1	0- 1		NEUTRAL		0- 0		2- 0		3- 0			
10- 3		0- 2	0- 1		NON-CONFERENCE		1- 0		3- 0		6- 0			
3- 0		0- 0	0- 0		HOME		1- 0		0- 0		2- 0			
2- 1		0- 1	0- 0		AWAY		0- 0		1- 0		1- 0			
5- 2		0- 1	0- 1		NEUTRAL		0- 0		2- 0		3- 0			
9- 11		2- 9	1- 0		CONFERENCE		2- 2		4- 0		0- 0			
5- 5		1- 4	1- 0		HOME		1- 1		2- 0		0- 0			
4- 6		1- 5	0- 0		AWAY		1- 1		2- 0		0- 0			
0- 0		0- 0	0- 0		NEUTRAL		0- 0		0- 0		0- 0			
RPI	S	Opponent	Score		RPI	S	Opponent	Score		RPI	S	Opponent	Score	
1	A	Illinois	1	3	37	H	Michigan St.	3	1	122	N	Towson	3	0
1	H	Illinois	0	3	41	N	Long Beach St.	1	3	127	A	Toledo	3	1
4	A	Nebraska	1	3						143	A	Indiana	3	1
4	H	Nebraska	1	3						143	H	Indiana	3	0
6	A	Purdue	1	3						144	A	Iowa	3	1
6	H	Purdue	0	3						144	H	Iowa	3	1
7	A	Hawaii	0	3						149	N	Alabama	3	1
11	A	Penn St.	0	3						164	H	Maryland	3	1
11	H	Penn St.	1	3						167	N	Valparaiso	3	0
12	A	Minnesota	1	3						194	A	West Virginia	3	0
12	H	Minnesota	3	0						210	N	Penn	3	1
15	N	UCLA	1	3						230	H	Akron	3	0
23	A	Michigan	3	1						238	N	New Hampshire	3	0
LAST 10 GAMES														
23	A	Michigan	3	1	81	A	Northwestern	2	3					
11	H	Penn St.	1	3	12	A	Minnesota	1	3					
143	H	Indiana	3	0	58	A	Wisconsin	3	1					
6	H	Purdue	0	3	144	H	Iowa	3	1					
1	A	Illinois	1	3	4	H	Nebraska	1	3					

Non-Div. I Games:

Ohio St.

Average RPI Win:		142	WON-LOST RECORD		WINNING PCT. RANK	LAST 10 GAMES	STRENGTH OF SCHEDULE		OPP. STRENGTH OF SCHEDULE	TEAM RPI	ADJ RPI	CONF. RPI	ADJ CONF. RPI
Average RPI Loss:		32											
DIV. I ONLY		19- 12			.6129 102	5- 4	42		37	52	.58561 49	3	3
DIV. I NON-CONF.		8- 1			.88889 20	0- 0	77		130	28	.62462 29	3	3
TOTALS		RPI 1-25	RPI 26-50		W-L RECORDS		RPI 51-100		RPI 101-150		RPI 150+		
19- 12		2- 5	1- 6		OVERALL		1- 0		6- 1		9- 0		
9- 5		1- 2	0- 3		HOME		0- 0		4- 0		4- 0		
6- 7		1- 3	0- 3		AWAY		0- 0		2- 1		3- 0		
4- 0		0- 0	1- 0		NEUTRAL		1- 0		0- 0		2- 0		
8- 1		0- 1	1- 0		NON-CONFERENCE		1- 0		1- 0		5- 0		
3- 0		0- 0	0- 0		HOME		0- 0		1- 0		2- 0		
1- 1		0- 1	0- 0		AWAY		0- 0		0- 0		1- 0		
4- 0		0- 0	1- 0		NEUTRAL		1- 0		0- 0		2- 0		
11- 11		2- 4	0- 6		CONFERENCE		0- 0		5- 1		4- 0		
6- 5		1- 2	0- 3		HOME		0- 0		3- 0		2- 0		
5- 6		1- 2	0- 3		AWAY		0- 0		2- 1		2- 0		
0- 0		0- 0	0- 0		NEUTRAL		0- 0		0- 0		0- 0		
RPI S	Opponent	Score	RPI S	Opponent	Score	RPI S	Opponent	Score	RPI S	Opponent	Score		
7 A	Hawaii	0 3	29 A	California	0 3	88 N	San Francisco	3 2	103 A	Oregon St.	3 1		
8 A	Southern California	0 3	29 H	California	0 3				103 H	Oregon St.	3 0		
8 H	Southern California	0 3	30 A	Oregon	0 3				136 H	Cal St. Fullerton	3 1		
15 A	UCLA	3 0	30 H	Oregon	0 3				138 A	Utah	3 1		
15 H	UCLA	3 2	35 A	Washington	0 3				138 H	Utah	3 0		
18 A	Stanford	1 3	35 H	Washington	0 3				141 A	Arizona St.	1 3		
18 H	Stanford	1 3	39 N	Wichita St.	3 0				141 H	Arizona St.	3 1		
									156 A	Washington St.	3 1		
									156 H	Washington St.	3 0		
									181 A	Evansville	3 1		
									183 A	Colorado	3 0		
									183 H	Colorado	3 2		
									199 H	Eastern Wash.	3 0		
									234 N	Ill.-Chicago	3 0		
									235 H	Presbyterian	3 0		
									259 N	Southeast Mo. St.	3 0		
			LAST 10 GAMES										
			141 A	Arizona St.	1 3	138 H	Utah	3 0					
			141 H	Arizona St.	3 1	30 H	Oregon	0 3					
			8 A	Southern California	0 3	103 H	Oregon St.	3 0					
			15 A	UCLA	3 0	35 A	Washington	0 3					
			183 H	Colorado	3 2	156 A	Washington St.	3 1					

Non-Div. I Games:

Arizona

Average RPI Win:		195	WON-LOST RECORD		WINNING PCT. RANK		LAST 10 GAMES		STRENGTH OF SCHEDULE		OPP. STRENGTH OF SCHEDULE		TEAM RPI		ADJ RPI		CONF. RPI		ADJ CONF. RPI	
DIV. I ONLY			25- 4		.86207 9		10- 0		178		163		46		.58458 50		24		22	
DIV. I NON-CONF.			7- 4		.63636 96		0- 0		117		23		78		.56027 74		22		22	
TOTALS		RPI 1-25		RPI 26-50		W-L RECORDS		RPI 51-100		RPI 101-150		RPI 150+								
25- 4		0- 1		0- 2		OVERALL		2- 0		3- 1		20- 0								
12- 2		0- 1		0- 1		HOME		0- 0		2- 0		10- 0								
9- 2		0- 0		0- 1		AWAY		0- 0		1- 1		8- 0								
4- 0		0- 0		0- 0		NEUTRAL		2- 0		0- 0		2- 0								
7- 4		0- 1		0- 2		NON-CONFERENCE		2- 0		0- 1		5- 0								
2- 2		0- 1		0- 1		HOME		0- 0		0- 0		2- 0								
1- 2		0- 0		0- 1		AWAY		0- 0		0- 1		1- 0								
4- 0		0- 0		0- 0		NEUTRAL		2- 0		0- 0		2- 0								
18- 0		0- 0		0- 0		CONFERENCE		0- 0		3- 0		15- 0								
10- 0		0- 0		0- 0		HOME		0- 0		2- 0		8- 0								
8- 0		0- 0		0- 0		AWAY		0- 0		1- 0		7- 0								
0- 0		0- 0		0- 0		NEUTRAL		0- 0		0- 0		0- 0								
RPI S	Opponent		Score		RPI S	Opponent		Score		RPI S	Opponent		Score		RPI S	Opponent		Score		
14 H	Northern Ill.		0 3		32 A	Western Mich.		0 3		75 N	IPFW		3 1		114 A	Cleveland St.		3 0		
					40 H	Marquette		0 3		83 N	Wyoming		3 1		114 H	Cleveland St.		3 0		
														114 H	Cleveland St.		3 1			
														141 A	Arizona St.		1 3			
														151 H	Southern Miss.		3 1			
														153 N	Denver		3 2			
														167 A	Valparaiso		3 1			
														167 H	Valparaiso		3 0			
														167 H	Valparaiso		3 2			
														170 N	San Jose St.		3 1			
														177 A	Butler		3 0			
														177 H	Butler		3 0			
														193 A	Drake		3 1			
														222 A	Green Bay		3 2			
														222 H	Green Bay		3 1			
														230 H	Akron		3 1			
														234 A	Ill.-Chicago		3 1			
														234 H	Ill.-Chicago		3 0			
														253 A	Wright St.		3 0			
														253 H	Wright St.		3 0			
														299 A	Loyola Chicago		3 1			
														299 H	Loyola Chicago		3 0			
														300 A	Youngstown St.		3 0			
														300 H	Youngstown St.		3 0			
				LAST 10 GAMES																
														114 H	Cleveland St.		3 0			
														167 H	Valparaiso		3 0			
														234 A	Ill.-Chicago		3 1			
														167 A	Valparaiso		3 1			
														114 H	Cleveland St.		3 1			
														300 H	Youngstown St.		3 0			
														177 A	Butler		3 0			
														253 A	Wright St.		3 0			
														222 A	Green Bay		3 2			
														299 A	Loyola Chicago		3 1			

Non-Div. I Games:

Milwaukee

Average RPI Win: 159		WON-LOST RECORD		WINNING PCT. RANK		LAST 10 GAMES		STRENGTH OF SCHEDULE		OPP. STRENGTH OF SCHEDULE		TEAM RPI		ADJ RPI		CONF. RPI		ADJ CONF. RPI	
Average RPI Loss: 54																			
DIV. I ONLY		23- 10		.69697 62		8- 2		77		88		47		.58407 51		7		7	
DIV. I NON-CONF.		9- 6		.6 117		1- 0		47		52		63		.57718 63		8		8	
TOTALS		RPI 1-25		RPI 26-50		W-L RECORDS		RPI 51-100		RPI 101-150		RPI 150+							
23- 10		1- 4		0- 3		OVERALL		4- 1		7- 1		11- 1							
8- 3		0- 0		0- 2		HOME		1- 0		3- 0		4- 1							
8- 5		1- 3		0- 1		AWAY		1- 0		3- 1		3- 0							
7- 2		0- 1		0- 0		NEUTRAL		2- 1		1- 0		4- 0							
9- 6		1- 3		0- 1		NON-CONFERENCE		2- 0		1- 1		5- 1							
1- 2		0- 0		0- 1		HOME		0- 0		0- 0		1- 1							
2- 3		1- 2		0- 0		AWAY		0- 0		1- 1		0- 0							
6- 1		0- 1		0- 0		NEUTRAL		2- 0		0- 0		4- 0							
14- 4		0- 1		0- 2		CONFERENCE		2- 1		6- 0		6- 0							
7- 1		0- 0		0- 1		HOME		1- 0		3- 0		3- 0							
6- 2		0- 1		0- 1		AWAY		1- 0		2- 0		3- 0							
1- 1		0- 0		0- 0		NEUTRAL		0- 1		1- 0		0- 0							
RPI S	Opponent	Score		RPI S	Opponent	Score		RPI S	Opponent	Score		RPI S	Opponent	Score					
9 A	Tennessee	2	3	32 A	Western Mich.	0	3	65 N	Virginia Tech	3	2	126 A	Pittsburgh	3	2				
13 A	Kentucky	0	3	34 H	Ball St.	1	3	68 A	Eastern Mich.	3	0	127 H	Toledo	3	0				
14 A	Northern Ill.	0	3	38 H	Louisville	1	3	74 H	Central Mich.	3	2	132 A	Ga. Southern	0	3				
19 A	Cincinnati	3	2					74 N	Central Mich.	0	3	135 A	Bowling Green	3	2				
21 N	Western Ky.	1	3					99 N	Villanova	3	2	135 H	Bowling Green	3	0				
												140 A	Miami (OH)	3	0				
												140 H	Miami (OH)	3	0				
												140 N	Miami (OH)	3	0				
												164 N	Maryland	3	2				
												172 H	Virginia	1	3				
												188 H	Marshall	3	0				
												191 N	Georgia St.	3	1				
												213 A	Buffalo	3	1				
												213 H	Buffalo	3	0				
												214 A	Kent St.	3	0				
												214 H	Kent St.	3	2				
												230 A	Akron	3	0				
												230 H	Akron	3	0				
												235 N	Presbyterian	3	1				
												287 N	South Carolina St.	3	0				
				LAST 10 GAMES															
				19 A	Cincinnati	3	2	74 H	Central Mich.	3	2								
				74 N	Central Mich.	0	3	214 H	Kent St.	3	2								
				140 N	Miami (OH)	3	0	140 A	Miami (OH)	3	0								
				230 H	Akron	3	0	135 A	Bowling Green	3	2								
				213 H	Buffalo	3	0	14 A	Northern Ill.	0	3								

Non-Div. I Games:

Ohio

Average RPI Win:	183	WON-LOST RECORD	WINNING PCT. RANK	LAST 10 GAMES	STRENGTH OF SCHEDULE	OPP. STRENGTH OF SCHEDULE	TEAM RPI	ADJ RPI	CONF. RPI	ADJ CONF. RPI		
DIV. I ONLY		24- 5	.82759	15	9- 1	162	157	51	.58046	52	22	21
DIV. I NON-CONF.		14- 3	.82353	32	3- 0	142	67	54	.58981	55	23	24
<hr/>												
TOTALS	RPI 1-25	RPI 26-50		W-L RECORDS		RPI 51-100		RPI 101-150		RPI 150+		
24- 5	0- 0	1- 1		OVERALL		1- 1		6- 3		16- 0		
10- 1	0- 0	1- 0		HOME		0- 0		2- 1		7- 0		
12- 1	0- 0	0- 0		AWAY		0- 0		3- 1		9- 0		
2- 3	0- 0	0- 1		NEUTRAL		1- 1		1- 1		0- 0		
14- 3	0- 0	1- 1		NON-CONFERENCE		1- 1		2- 1		10- 0		
5- 0	0- 0	1- 0		HOME		0- 0		0- 0		4- 0		
7- 0	0- 0	0- 0		AWAY		0- 0		1- 0		6- 0		
2- 3	0- 0	0- 1		NEUTRAL		1- 1		1- 1		0- 0		
10- 2	0- 0	0- 0		CONFERENCE		0- 0		4- 2		6- 0		
5- 1	0- 0	0- 0		HOME		0- 0		2- 1		3- 0		
5- 1	0- 0	0- 0		AWAY		0- 0		2- 1		3- 0		
0- 0	0- 0	0- 0		NEUTRAL		0- 0		0- 0		0- 0		
RPI S	Opponent	Score	RPI S	Opponent	Score	RPI S	Opponent	Score	RPI S	Opponent	Score	
36 N	Dayton	1 3	53 N	UC Santa Barbara	0 3	105 N	James Madison	2 3				
42 H	North Dakota St.	3 1	63 N	Rice	3 2	106 A	Houston Baptist	3 1				
						106 H	Houston Baptist	3 1				
						106 H	Houston Baptist	3 2				
						107 A	Utah Valley	1 3				
						107 A	Utah Valley	3 0				
						107 H	Utah Valley	1 3				
						120 A	Santa Clara	3 1				
						137 N	Sam Houston St.	3 1				
						163 A	Stephen F. Austin	3 1				
						168 A	South Dakota St.	3 0				
						168 H	South Dakota St.	3 0				
						170 A	San Jose St.	3 0				
						174 A	South Dakota	3 2				
						208 H	Montana	3 0				
						218 H	Southern Utah	3 0				
						221 A	A&M-Corpus Christi	3 0				
						222 A	Green Bay	3 2				
						222 H	Green Bay	3 0				
						239 A	NJIT	3 1				
						239 H	NJIT	3 0				
						284 A	Tex.-Pan American	3 0				
						284 H	Tex.-Pan American	3 0				
						317 A	Chicago St.	3 0				
						317 H	Chicago St.	3 0				
LAST 10 GAMES												
107 A	Utah Valley	3 0	106 H	Houston Baptist	3 2	284 H	Tex.-Pan American	3 0				
106 H	Houston Baptist	3 1	284 H	Tex.-Pan American	3 0	317 A	Chicago St.	3 0				
107 A	Utah Valley	1 3	239 A	NJIT	3 1	317 H	Chicago St.	3 0				
174 A	South Dakota	3 2	317 A	Chicago St.	3 0							
168 A	South Dakota St.	3 0	221 A	A&M-Corpus Christi	3 0							

Non-Div. I Games: Minot St. 3 0 Neb. Omaha 3 1

North Dakota

Average RPI Win:		115	WON-LOST RECORD		WINNING PCT. RANK		LAST 10 GAMES		STRENGTH OF SCHEDULE		OPP. STRENGTH OF SCHEDULE		TEAM RPI		ADJ RPI		CONF. RPI		ADJ CONF. RPI	
DIV. I ONLY			19- 12		.6129 102		7- 3		38		69		54		.57955 53		9		8	
DIV. I NON-CONF.			8- 7		.53333 159		1- 1		20		33		56		.59341 53		7		7	
TOTALS		RPI 1-25		RPI 26-50		W-L RECORDS		RPI 51-100		RPI 101-150		RPI 150+								
19- 12		0- 4		1- 1		OVERALL		6- 3		8- 3		4- 1								
6- 2		0- 0		0- 1		HOME		2- 0		3- 0		1- 1								
8- 7		0- 2		1- 0		AWAY		2- 2		2- 3		3- 0								
5- 3		0- 2		0- 0		NEUTRAL		2- 1		3- 0		0- 0								
8- 7		0- 4		0- 0		NON-CONFERENCE		3- 2		4- 1		1- 0								
0- 0		0- 0		0- 0		HOME		0- 0		0- 0		0- 0								
3- 4		0- 2		0- 0		AWAY		1- 1		1- 1		1- 0								
5- 3		0- 2		0- 0		NEUTRAL		2- 1		3- 0		0- 0								
11- 5		0- 0		1- 1		CONFERENCE		3- 1		4- 2		3- 1								
6- 2		0- 0		0- 1		HOME		2- 0		3- 0		1- 1								
5- 3		0- 0		1- 0		AWAY		1- 1		1- 2		2- 0								
0- 0		0- 0		0- 0		NEUTRAL		0- 0		0- 0		0- 0								
RPI	S	Opponent		Score		RPI	S	Opponent		Score		RPI	S	Opponent		Score				
1	N	Illinois		1	3	41	A	Long Beach St.		3	2	52	N	North Dakota		3	0			
16	A	Pepperdine		0	3	41	H	Long Beach St.		1	3	55	N	St. Mary's (CA)		3	2			
22	N	Miami (FL)		0	3							56	N	TCU		0	3			
25	A	San Diego		0	3							59	A	BYU		1	3			
												92	A	Pacific		3	2			
												92	H	Pacific		3	1			
												95	A	UC Davis		1	3			
												95	H	UC Davis		3	2			
												100	A	San Diego St.		3	1			
														104 A Cal Poly		2	3			
														104 H Cal Poly		3	0			
														116 N George Washington		3	0			
														120 A Santa Clara		3	1			
														121 N Georgia		3	1			
														124 A Cal St. Northridge		3	2			
														124 H Cal St. Northridge		3	0			
														129 A Loyola Marymount		2	3			
														136 A Cal St. Fullerton		2	3			
														136 H Cal St. Fullerton		3	1			
														143 N Indiana		3	2			
														161 A UC Irvine		3	0			
														161 H UC Irvine		3	0			
														170 A San Jose St.		3	1			
														187 A UC Riverside		3	0			
														187 H UC Riverside		2	3			
LAST 10 GAMES																				

Non-Div. I Games:

UC Santa Barbara

[illegible]

Non-Div. I Games:

St. Mary's (CA)

Average RPI Win:		134	WON-LOST RECORD		WINNING PCT. RANK		LAST 10 GAMES		STRENGTH OF SCHEDULE		OPP. STRENGTH OF SCHEDULE		TEAM RPI		ADJ RPI		CONF. RPI		ADJ CONF. RPI				
DIV. I ONLY			17- 13		.56667 127		5- 5		25		71		57		.57371 57		12		12				
DIV. I NON-CONF.			7- 6		.53846 153		0- 1		11		35		40		.60512 40		11		11				
TOTALS		RPI 1-25		RPI 26-50				W-L RECORDS		RPI 51-100				RPI 101-150				RPI 150+					
17- 13		0- 5		2- 3				OVERALL		4- 2				4- 1				7- 2					
9- 4		0- 1		0- 1				HOME		3- 1				2- 0				4- 1					
5- 7		0- 3		0- 2				AWAY		1- 0				1- 1				3- 1					
3- 2		0- 1		2- 0				NEUTRAL		0- 1				1- 0				0- 0					
7- 6		0- 3		1- 1				NON-CONFERENCE		3- 1				1- 0				2- 1					
5- 1		0- 0		0- 0				HOME		2- 0				1- 0				2- 1					
1- 4		0- 3		0- 1				AWAY		1- 0				0- 0				0- 0					
1- 1		0- 0		1- 0				NEUTRAL		0- 1				0- 0				0- 0					
10- 7		0- 2		1- 2				CONFERENCE		1- 1				3- 1				5- 1					
4- 3		0- 1		0- 1				HOME		1- 1				1- 0				2- 0					
4- 3		0- 0		0- 1				AWAY		0- 0				1- 1				3- 1					
2- 1		0- 1		1- 0				NEUTRAL		0- 0				1- 0				0- 0					
RPI	S	Opponent		Score		RPI	S	Opponent		Score		RPI	S	Opponent		Score		RPI	S	Opponent		Score	
7	A	Hawaii		0	3	32	N	Western Mich.		3	1	55	N	St. Mary's (CA)		0	3	102	H	Idaho		3	1
7	A	Hawaii		1	3	36	A	Dayton		0	3	58	A	Wisconsin		3	0	111	A	Syracuse		1	3
18	A	Stanford		1	3	38	H	Louisville		1	3	68	H	Eastern Mich.		3	1	111	N	Syracuse		3	1
19	H	Cincinnati		1	3	38	N	Louisville		3	1	89	H	Lipscomb		3	0	125	H	Georgetown		3	0
19	N	Cincinnati		0	3	40	A	Marquette		0	3	96	H	Seton Hall		3	1	126	A	Pittsburgh		3	0
												99	H	Villanova		1	3	154	H	South Fla.		3	0
																		167	H	Valparaiso		3	0
																		177	H	Butler		3	1
																		185	A	Connecticut		2	3
																		194	A	West Virginia		3	0
																		209	H	Portland		2	3
																		236	H	Rutgers		3	0
																		252	A	St. John's (NY)		3	1
																		255	A	DePaul		3	1
LAST 10 GAMES																							
36	A	Dayton		0	3	40	A	Marquette		0	3												
19	N	Cincinnati		0	3	236	H	Rutgers		3	0												
38	N	Louisville		3	1	96	H	Seton Hall		3	1												
111	N	Syracuse		3	1	252	A	St. John's (NY)		3	1												
111	A	Syracuse		1	3	185	A	Connecticut		2	3												

Non-Div. I Games:

Notre Dame

Average RPI Win:	135	WON-LOST RECORD	WINNING PCT. RANK	LAST 10 GAMES	STRENGTH OF SCHEDULE	OPP. STRENGTH OF SCHEDULE	TEAM RPI	ADJ RPI	CONF. RPI	ADJ CONF. RPI	
DIV. I ONLY		16- 16	.5 152	3- 7	28	15	64	.57346 58	2	2	
DIV. I NON-CONF.		8- 4	.66667 81	0- 0	134	129	91	.54913 91	1	1	
<hr/>											
TOTALS	RPI 1-25	RPI 26-50		W-L RECORDS	RPI 51-100		RPI 101-150		RPI 150+		
16- 16	3- 8	2- 4		OVERALL	1- 3		3- 1		7- 0		
6- 7	2- 4	1- 2		HOME	1- 1		1- 0		1- 0		
5- 8	1- 4	1- 2		AWAY	0- 1		2- 1		1- 0		
5- 1	0- 0	0- 0		NEUTRAL	0- 1		0- 0		5- 0		
8- 4	0- 0	1- 1		NON-CONFERENCE	0- 2		0- 1		7- 0		
2- 1	0- 0	1- 0		HOME	0- 1		0- 0		1- 0		
1- 2	0- 0	0- 1		AWAY	0- 0		0- 1		1- 0		
5- 1	0- 0	0- 0		NEUTRAL	0- 1		0- 0		5- 0		
8- 12	3- 8	1- 3		CONFERENCE	1- 1		3- 0		0- 0		
4- 6	2- 4	0- 2		HOME	1- 0		1- 0		0- 0		
4- 6	1- 4	1- 1		AWAY	0- 1		2- 0		0- 0		
0- 0	0- 0	0- 0		NEUTRAL	0- 0		0- 0		0- 0		
RPI	S	Opponent	Score	RPI	S	Opponent	Score	RPI	S	Opponent	Score
1	A	Illinois	1 3	32	H	Western Mich.	3 1	57	H	Notre Dame	0 3
1	H	Illinois	0 3	37	A	Michigan St.	1 3	64	N	Furman	1 3
4	A	Nebraska	1 3	37	H	Michigan St.	1 3	81	A	Northwestern	2 3
4	H	Nebraska	0 3	43	A	Duke	2 3	81	H	Northwestern	3 0
6	H	Purdue	0 3	48	A	Ohio St.	3 1				
11	A	Penn St.	0 3	48	H	Ohio St.	1 3				
11	H	Penn St.	3 2								
12	A	Minnesota	0 3								
12	H	Minnesota	2 3								
23	A	Michigan	3 1								
23	H	Michigan	3 1								
								</			

Non-Div. I Games:

Wisconsin

Average RPI Win:		132	WON-LOST RECORD		WINNING PCT. RANK		LAST 10 GAMES		STRENGTH OF SCHEDULE		OPP. STRENGTH OF SCHEDULE		TEAM RPI		ADJ RPI		CONF. RPI		ADJ CONF. RPI	
DIV. I ONLY			20- 9	.68966	67	6- 4		109		43		56		.57259	59	6		6		
DIV. I NON-CONF.			10- 2	.83333	29	0- 0		131		26		42		.60451	41	6		6		
TOTALS		RPI 1-25		RPI 26-50		W-L RECORDS		RPI 51-100		RPI 101-150		RPI 150+								
20- 9		0- 5		1- 0		OVERALL		5- 2		8- 1		6- 1								
7- 5		0- 3		0- 0		HOME		3- 1		2- 0		2- 1								
9- 4		0- 2		1- 0		AWAY		1- 1		4- 1		3- 0								
4- 0		0- 0		0- 0		NEUTRAL		1- 0		2- 0		1- 0								
10- 2		0- 1		1- 0		NON-CONFERENCE		2- 0		4- 1		3- 0								
2- 1		0- 1		0- 0		HOME		1- 0		0- 0		1- 0								
4- 1		0- 0		1- 0		AWAY		0- 0		2- 1		1- 0								
4- 0		0- 0		0- 0		NEUTRAL		1- 0		2- 0		1- 0								
10- 7		0- 4		0- 0		CONFERENCE		3- 2		4- 0		3- 1								
5- 4		0- 2		0- 0		HOME		2- 1		2- 0		1- 1								
5- 3		0- 2		0- 0		AWAY		1- 1		2- 0		2- 0								
0- 0		0- 0		0- 0		NEUTRAL		0- 0		0- 0		0- 0								
RPI	S	Opponent		Score		RPI	S	Opponent		Score		RPI	S	Opponent		Score				
1	H	Illinois		0	3	26	A	Kansas St.		3	0	53	H	UC Santa Barbara		3	1			
16	A	Pepperdine		1	3							102	N	Idaho		3	0			
16	H	Pepperdine		1	3							120	A	Santa Clara		3	0			
25	A	San Diego		0	3							120	H	Santa Clara		3	0			
25	H	San Diego		1	3							124	A	Cal St. Northridge		3	1			
												129	A	Loyola Marymount		3	2			
												129	H	Loyola Marymount		3	2			
												132	N	Ga. Southern		3	1			
												136	A	Cal St. Fullerton		1	3			
												138	A	Utah		3	0			
												173	A	Utah St.		3	0			
												187	N	UC Riverside		3	0			
												198	A	Gonzaga		3	1			
												198	H	Gonzaga		1	3			
												209	A	Portland		3	1			
												209	H	Portland		3	0			
												289	H	Weber St.		3	0			
LAST 10 GAMES																				
209	H	Portland		3	0	120	A	Santa Clara		3	0									
198	H	Gonzaga		1	3	88	A	San Francisco		3	1									
55	A	St. Mary's (CA)		0	3	25	H	San Diego		1	3									
88	H	San Francisco		3	1	16	H	Pepperdine		1	3									
129	H	Loyola Marymount		3	2	198	A	Gonzaga		3	1									

Non-Div. I Games: BYU-Hawaii 3 0

BYU

Average RPI Win:	183	WON-LOST RECORD	WINNING PCT. RANK	LAST 10 GAMES	STRENGTH OF SCHEDULE	OPP. STRENGTH OF SCHEDULE	TEAM RPI	ADJ RPI	CONF. RPI	ADJ CONF. RPI				
Average RPI Loss:	61	23- 10	.69697	62	5- 5	95	143	58	.57018	60	13	13		
DIV. I ONLY		11- 5	.6875	78	0- 1	67	162	65	.575	64	13	13		
DIV. I NON-CONF.														
<hr/>														
TOTALS	RPI 1-25	RPI 26-50		W-L RECORDS		RPI 51-100		RPI 101-150		RPI 150+				
23- 10	0- 4	0- 1		OVERALL		1- 2		7- 2		15- 1				
11- 3	0- 1	0- 1		HOME		0- 1		4- 0		7- 0				
5- 4	0- 1	0- 0		AWAY		1- 1		1- 1		3- 1				
7- 3	0- 2	0- 0		NEUTRAL		0- 0		2- 1		5- 0				
<hr/>														
11- 5	0- 1	0- 1		NON-CONFERENCE		1- 2		3- 1		7- 0				
5- 2	0- 0	0- 1		HOME		0- 1		2- 0		3- 0				
1- 1	0- 0	0- 0		AWAY		1- 1		0- 0		0- 0				
5- 2	0- 1	0- 0		NEUTRAL		0- 0		1- 1		4- 0				
<hr/>														
12- 5	0- 3	0- 0		CONFERENCE		0- 0		4- 1		8- 1				
6- 1	0- 1	0- 0		HOME		0- 0		2- 0		4- 0				
4- 3	0- 1	0- 0		AWAY		0- 0		1- 1		3- 1				
2- 1	0- 1	0- 0		NEUTRAL		0- 0		1- 0		1- 0				
<hr/>														
RPI	S	Opponent	Score		RPI	S	Opponent	Score		RPI	S	Opponent	Score	
4	N	Nebraska	2	3	28	H	Colorado St.	1	3	67	H	LSU	1	3
7	A	Hawaii	0	3						72	A	Texas St.	3	1
7	H	Hawaii	2	3						81	A	Northwestern	0	3
7	N	Hawaii	0	3										
										102	A	Idaho	1	3
										102	H	Idaho	3	1
										102	N	Idaho	3	0
										106	N	Houston Baptist	3	0
										110	H	UTEP	3	0
										118	H	New Mexico	3	1
										133	N	Duquesne	0	3
										134	A	Fresno St.	3	0
										134	H	Fresno St.	3	0
										154	N	South Fla.	3	0
										170	A	San Jose St.	3	0
										170	H	San Jose St.	3	0
										170	N	San Jose St.	3	0
										173	A	Utah St.	2	3
										173	H	Utah St.	3	0
										200	N	Colgate	3	1
										227	N	La.-Lafayette	3	0
										228	H	UALR	3	0
										233	H	Nicholls St.	3	0
										242	N	Northwestern St.	3	1
										263	A	Nevada	3	0
										263	H	Nevada	3	0
										267	A	Louisiana Tech	3	0
										267	H	Louisiana Tech	3	0
										314	H	Grambling	3	0
<hr/>														
LAST 10 GAMES														
28	H	Colorado St.	1	3	170	A	San Jose St.	3	0	267	A	Louisiana Tech	3	0
7	N	Hawaii	0	3	263	H	Nevada	3	0	134	H	Fresno St.	3	0
102	N	Idaho	3	0	102	A	Idaho	1	3	173	A	Utah St.	2	3
170	N	San Jose St.	3	0										
7	A	Hawaii	0	3										

Non-Div. I Games:

New Mexico St.

Average RPI Win:	145	WON-LOST RECORD	WINNING PCT. RANK	LAST 10 GAMES	STRENGTH OF SCHEDULE	OPP. STRENGTH OF SCHEDULE	TEAM RPI	ADJ RPI	CONF. RPI	ADJ CONF. RPI	
Average RPI Loss:	74	19- 11	.63333 93	4- 6	82	83	62	.56931 61	11	11	
DIV. I ONLY		7- 3	.7 70	0- 0	17	36	25	.64042 25	10	10	
DIV. I NON-CONF.											
<hr/>											
TOTALS	RPI 1-25	RPI 26-50	W-L RECORDS	RPI 51-100	RPI 101-150	RPI 150+					
19- 11	1- 4	0- 1	OVERALL	6- 3	3- 1	9- 2					
11- 3	0- 1	0- 0	HOME	5- 1	1- 0	5- 1					
5- 7	0- 3	0- 0	AWAY	1- 2	1- 1	3- 1					
3- 1	1- 0	0- 1	NEUTRAL	0- 0	1- 0	1- 0					
7- 3	1- 2	0- 1	NON-CONFERENCE	2- 0	1- 0	3- 0					
4- 0	0- 0	0- 0	HOME	2- 0	0- 0	2- 0					
0- 2	0- 2	0- 0	AWAY	0- 0	0- 0	0- 0					
3- 1	1- 0	0- 1	NEUTRAL	0- 0	1- 0	1- 0					
12- 8	0- 2	0- 0	CONFERENCE	4- 3	2- 1	6- 2					
7- 3	0- 1	0- 0	HOME	3- 1	1- 0	3- 1					
5- 5	0- 1	0- 0	AWAY	1- 2	1- 1	3- 1					
0- 0	0- 0	0- 0	NEUTRAL	0- 0	0- 0	0- 0					
<hr/>											
RPI S	Opponent	Score	RPI S	Opponent	Score	RPI S	Opponent	Score	RPI S	Opponent	Score
1 A	Illinois	1 3	36 N	Dayton	0 3	63 A	Rice	3 0	110 A	UTEP	2 3
9 N	Tennessee	3 2				63 H	Rice	3 2	110 H	UTEP	3 1
13 A	Kentucky	1 3				70 H	Xavier	3 0	129 N	Loyola Marymount	3 0
24 A	Tulsa	0 3				73 A	UCF	2 3	139 A	Memphis	3 1
24 H	Tulsa	0 3				73 H	UCF	3 1	151 A	Southern Miss.	1 3
						84 H	UAB	3 1	151 H	Southern Miss.	3 2
						89 H	Lipscomb	3 0	186 H	Central Ark.	3 1
						97 A	SMU	2 3	188 H	Marshall	2 3
						97 H	SMU	1 3	188 H	Marshall	3 2
									194 N	West Virginia	3 1
									211 A	Tulane	3 2
									211 H	Tulane	3 1
									241 H	Lamar	3 0
									274 A	East Carolina	3 1
									274 A	East Carolina	3 0
<hr/>											
			LAST 10 GAMES								

Non-Div. I Games:

Houston

Average RPI Win: 212		WON-LOST	WINNING	LAST 10	STRENGTH OF		OPP. STRENGTH	TEAM	ADJ		CONF.	ADJ CONF.
Average RPI Loss: 95		RECORD	PCT. RANK	GAMES	SCHEDULE		OF SCHEDULE	RPI	RPI		RPI	RPI
DIV. I ONLY		29- 4	.87879	5	9- 1		220	236	59		.56869	62
DIV. I NON-CONF.		13- 1	.92857	12	0- 0		291	294	107		.5391	106
TOTALS		RPI 1-25	RPI 26-50		W-L RECORDS		RPI 51-100		RPI 101-150		RPI 150+	
29- 4		0- 0	0- 0		OVERALL		4- 3		3- 1		22- 0	
11- 1		0- 0	0- 0		HOME		1- 1		2- 0		8- 0	
8- 2		0- 0	0- 0		AWAY		1- 2		1- 0		6- 0	
10- 1		0- 0	0- 0		NEUTRAL		2- 0		0- 1		8- 0	
13- 1		0- 0	0- 0		NON-CONFERENCE		1- 0		2- 1		10- 0	
4- 0		0- 0	0- 0		HOME		0- 0		2- 0		2- 0	
2- 0		0- 0	0- 0		AWAY		1- 0		0- 0		1- 0	
7- 1		0- 0	0- 0		NEUTRAL		0- 0		0- 1		7- 0	
16- 3		0- 0	0- 0		CONFERENCE		3- 3		1- 0		12- 0	
7- 1		0- 0	0- 0		HOME		1- 1		0- 0		6- 0	
6- 2		0- 0	0- 0		AWAY		0- 2		1- 0		5- 0	
3- 0		0- 0	0- 0		NEUTRAL		2- 0		0- 0		1- 0	
RPI S	Opponent	Score	RPI S	Opponent	Score	RPI S	Opponent	Score	RPI S	Opponent	Score	
						64 A	Furman	0 3	119 H	Arkansas St.	3 2	
						64 N	Furman	3 0	121 N	Georgia	1 3	
						71 H	Col. of Charleston	3 0	132 A	Ga. Southern	3 1	
						71 N	Col. of Charleston	3 0	149 H	Alabama	3 2	
						77 A	Georgia Tech	3 1	169 H	Troy	3 0	
						98 A	Appalachian St.	1 3	175 A	Elon	3 0	
						98 H	Appalachian St.	2 3	175 H	Elon	3 1	
									196 A	Davidson	3 0	
									196 N	Davidson	3 1	
									203 H	UNC Asheville	3 0	
									223 A	Western Caro.	3 0	
									223 H	Western Caro.	3 1	
									237 A	UNC Greensboro	3 2	
									237 H	UNC Greensboro	3 0	
									265 N	Mercer	3 0	
									267 N	Louisiana Tech	3 0	
									271 N	Hampton	3 0	
									272 H	Wofford	3 0	
									279 A	Chattanooga	3 1	
									279 H	Chattanooga	3 0	
									281 N	Alabama A&M	3 0	
									282 H	Citadel	3 0	
									294 N	Stetson	3 0	
									311 N	Southeastern La.	3 1	
									313 A	Bethune-Cookman	3 0	
									327 N	Savannah St.	3 0	
LAST 10 GAMES												
			71 N	Col. of Charleston	3 0	237 A	UNC Greensboro	3 2				
			64 N	Furman	3 0	175 A	Elon	3 0				
			196 N	Davidson	3 1	272 H	Wofford	3 0				
			98 H	Appalachian St.	2 3	279 A	Chattanooga	3 1				
			223 H	Western Caro.	3 1	132 A	Ga. Southern	3 1				

Non-Div. I Games:

Samford

R
i
c
e

Rice

Average RPI Win: 207		WON-LOST RECORD		WINNING PCT. RANK		LAST 10 GAMES		STRENGTH OF SCHEDULE		OPP. STRENGTH OF SCHEDULE		TEAM RPI		ADJ RPI		CONF. RPI		ADJ CONF. RPI											
DIV. I ONLY		21- 9		.7 58		8- 2		114		174		69		.56217 64		18		18											
DIV. I NON-CONF.		7- 5		.58333 132		0- 0		112		103		112		.53879 107		20		21											
TOTALS		RPI 1-25		RPI 26-50		W-L RECORDS		RPI 51-100		RPI 101-150		RPI 150+																	
21- 9		0- 1		0- 1		OVERALL		3- 6		1- 1		17- 0																	
8- 0		0- 0		0- 0		HOME		2- 0		1- 0		5- 0																	
8- 5		0- 0		0- 1		AWAY		0- 3		0- 1		8- 0																	
5- 4		0- 1		0- 0		NEUTRAL		1- 3		0- 0		4- 0																	
7- 5		0- 1		0- 1		NON-CONFERENCE		1- 3		0- 0		6- 0																	
0- 0		0- 0		0- 0		HOME		0- 0		0- 0		0- 0																	
3- 2		0- 0		0- 1		AWAY		0- 1		0- 0		3- 0																	
4- 3		0- 1		0- 0		NEUTRAL		1- 2		0- 0		3- 0																	
14- 4		0- 0		0- 0		CONFERENCE		2- 3		1- 1		11- 0																	
8- 0		0- 0		0- 0		HOME		2- 0		1- 0		5- 0																	
5- 3		0- 0		0- 0		AWAY		0- 2		0- 1		5- 0																	
1- 1		0- 0		0- 0		NEUTRAL		0- 1		0- 0		1- 0																	
RPI	S	Opponent		Score		RPI	S	Opponent		Score		RPI	S	Opponent		Score													
8	N	Southern California		0 3		43	A	Duke		1 3		54	A	Clemson		0 3		132	A	Ga. Southern		0 3							
												58	N	Wisconsin		3 1		132	H	Ga. Southern		3 1							
												62	H	Samford		3 0		152	A	Fla. Gulf Coast		3 1							
												62	N	Samford		0 3		157	A	Charlotte		3 0							
												71	A	Col. of Charleston		0 3		175	H	Elon		3 0							
												71	H	Col. of Charleston		3 1		196	A	Davidson		3 1							
												73	N	UCF		0 3		196	H	Davidson		3 0							
												77	N	Georgia Tech		1 3		223	A	Western Caro.		3 1							
												98	A	Appalachian St.		0 3		223	N	Western Caro.		3 0							
																		235	A	Presbyterian		3 0							
																		237	H	UNC Greensboro		3 0							
																		250	N	Campbell		3 0							
																		272	A	Wofford		3 0							
																		272	H	Wofford		3 0							
																		279	A	Chattanooga		3 0							
																		282	A	Citadel		3 0							
																		282	H	Citadel		3 1							
																		295	N	Morgan St.		3 0							
																		307	N	Charleston So.		3 1							
						LAST 10 GAMES																							
						62 N Samford						0 3						282 A Citadel						3 0					
						223 N Western Caro.						3 0						272 A Wofford						3 0					
						196 H Davidson						3 0						279 A Chattanooga						3 0					
						132 H Ga. Southern						3 1						175 H Elon						3 0					
						71 A Col. of Charleston						0 3						237 H UNC Greensboro						3 0					

Average RPI Win: 148		WON-LOST	WINNING	LAST 10	STRENGTH OF		OPP. STRENGTH	TEAM	ADJ	CONF.	ADJ CONF.
Average RPI Loss: 50		RECORD	PCT. RANK	GAMES	SCHEDULE		OF SCHEDULE	RPI	RPI	RPI	RPI
DIV. I ONLY		18- 13	.58065	114	6- 4		51	49	61	.56153	65
DIV. I NON-CONF.		7- 4	.63636	96	0- 0		41	68	51	.59372	52
TOTALS		RPI 1-25	RPI 26-50		W-L RECORDS		RPI 51-100		RPI 101-150		RPI 150+
18- 13		0- 7	1- 3		OVERALL		4- 1		4- 0		10- 2
15- 4		0- 3	1- 1		HOME		4- 0		3- 0		7- 0
3- 7		0- 3	0- 2		AWAY		0- 0		1- 0		3- 2
0- 2		0- 1	0- 0		NEUTRAL		0- 1		0- 0		0- 0
7- 4		0- 3	0- 0		NON-CONFERENCE		2- 1		2- 0		3- 0
7- 1		0- 1	0- 0		HOME		2- 0		2- 0		3- 0
0- 1		0- 1	0- 0		AWAY		0- 0		0- 0		0- 0
0- 2		0- 1	0- 0		NEUTRAL		0- 1		0- 0		0- 0
12- 9		0- 4	1- 3		CONFERENCE		2- 0		2- 0		7- 2
8- 3		0- 2	1- 1		HOME		2- 0		1- 0		4- 0
4- 6		0- 2	0- 2		AWAY		0- 0		1- 0		3- 2
0- 0		0- 0	0- 0		NEUTRAL		0- 0		0- 0		0- 0
RPI S	Opponent	Score	RPI S	Opponent	Score	RPI S	Opponent	Score	RPI S	Opponent	Score
9 H	Tennessee	1 3	31 A	North Carolina	0 3	51 N	Ohio	2 3	112 A	North Carolina St.	3 2
10 A	Florida St.	0 3	31 H	North Carolina	3 1	54 H	Clemson	3 2	112 H	North Carolina St.	3 2
10 H	Florida St.	0 3	43 A	Duke	1 3	77 H	Georgia Tech	3 2	114 H	Cleveland St.	3 0
13 A	Kentucky	0 3	43 H	Duke	2 3	94 H	American	3 0	143 H	Indiana	3 1
21 N	Western Ky.	0 3				96 H	Seton Hall	3 0	164 A	Maryland	3 2
22 A	Miami (FL)	0 3							164 H	Maryland	3 0
22 H	Miami (FL)	0 3							171 A	Wake Forest	2 3
									171 H	Wake Forest	3 2
									172 A	Virginia	3 2
									172 A	Virginia	3 2
									172 H	Virginia	3 1
									185 H	Connecticut	3 1
									204 A	Boston College	0 3
									204 H	Boston College	3 0
									279 H	Chattanooga	3 1
									292 H	High Point	3 1
			LAST 10 GAMES								
			172 A	Virginia	3 2	164 H	Maryland	3 0			
			172 A	Virginia	3 2	43 A	Duke	1 3			
			112 H	North Carolina St.	3 2	171 A	Wake Forest	2 3			
			31 H	North Carolina	3 1	22 A	Miami (FL)	0 3			
			204 H	Boston College	3 0	10 A	Florida St.	0 3			

Non-Div. I Games:

Virginia Tech

Average RPI Win:	144	WON-LOST RECORD	WINNING PCT. RANK	LAST 10 GAMES	STRENGTH OF SCHEDULE	OPP. STRENGTH OF SCHEDULE	TEAM RPI	ADJ RPI	CONF. RPI	ADJ CONF. RPI		
DIV. I ONLY		18- 13	.58065	114	5- 5	74	48	76	.56095	66	4	4
DIV. I NON-CONF.		8- 3	.72727	61	0- 0	83	117	61	.5834	60	4	4
<hr/>												
TOTALS	RPI 1-25	RPI 26-50		W-L RECORDS		RPI 51-100		RPI 101-150		RPI 150+		
18- 13	0- 6	1- 2		OVERALL		2- 2		10- 3		5- 0		
8- 6	0- 3	1- 1		HOME		1- 1		5- 1		1- 0		
6- 7	0- 3	0- 1		AWAY		1- 1		4- 2		1- 0		
4- 0	0- 0	0- 0		NEUTRAL		0- 0		1- 0		3- 0		
8- 3	0- 0	1- 2		NON-CONFERENCE		1- 1		1- 0		5- 0		
2- 2	0- 0	1- 1		HOME		0- 1		0- 0		1- 0		
2- 1	0- 0	0- 1		AWAY		1- 0		0- 0		1- 0		
4- 0	0- 0	0- 0		NEUTRAL		0- 0		1- 0		3- 0		
10- 10	0- 6	0- 0		CONFERENCE		1- 1		9- 3		0- 0		
6- 4	0- 3	0- 0		HOME		1- 0		5- 1		0- 0		
4- 6	0- 3	0- 0		AWAY		0- 1		4- 2		0- 0		
0- 0	0- 0	0- 0		NEUTRAL		0- 0		0- 0		0- 0		
RPI	S	Opponent	Score	RPI	S	Opponent	Score	RPI	S	Opponent	Score	
9	A	Tennessee	0 3	27	A	Oklahoma	1 3	67	A	LSU	0 3	
9	H	Tennessee	0 3	28	H	Colorado St.	0 3	67	H	LSU	3 0	
13	A	Kentucky	2 3	45	H	Middle Tenn.	3 0	87	H	Oral Roberts	2 3	
13	H	Kentucky	1 3					92	A	Army	3 0	
20	A	Florida	0 3									
20	H	Florida	2 3									
									</			

Non-Div. I Games:

Arkansas

Average RPI Win:	159	WON-LOST RECORD	WINNING PCT. RANK	LAST 10 GAMES	STRENGTH OF SCHEDULE	OPP. STRENGTH OF SCHEDULE	TEAM RPI	ADJ RPI	CONF. RPI	ADJ CONF. RPI		
DIV. I ONLY		19- 11	.63333	93	5- 5	102	62	67	.56036	67	4	4
DIV. I NON-CONF.		7- 3	.7	70	0- 0	168	199	105	.53999	104	4	4

TOTALS	RPI 1-25	RPI 26-50		W-L RECORDS		RPI 51-100		RPI 101-150		RPI 150+		
19- 11	0- 8	0- 0		OVERALL		2- 2		11- 1		6- 0		
9- 5	0- 4	0- 0		HOME		1- 0		5- 1		3- 0		
7- 5	0- 4	0- 0		AWAY		1- 1		6- 0		0- 0		
3- 1	0- 0	0- 0		NEUTRAL		0- 1		0- 0		3- 0		
7- 3	0- 2	0- 0		NON-CONFERENCE		1- 1		0- 0		6- 0		
3- 1	0- 1	0- 0		HOME		0- 0		0- 0		3- 0		
1- 1	0- 1	0- 0		AWAY		1- 0		0- 0		0- 0		
3- 1	0- 0	0- 0		NEUTRAL		0- 1		0- 0		3- 0		
12- 8	0- 6	0- 0		CONFERENCE		1- 1		11- 1		0- 0		
6- 4	0- 3	0- 0		HOME		1- 0		5- 1		0- 0		
6- 4	0- 3	0- 0		AWAY		0- 1		6- 0		0- 0		
0- 0	0- 0	0- 0		NEUTRAL		0- 0		0- 0		0- 0		
RPI	S	Opponent	Score	RPI	S	Opponent	Score	RPI	S	Opponent	Score	
9	A	Tennessee	0 3					60	A	New Mexico St.	3 1	
9	H	Tennessee	1 3					66	A	Arkansas	0 3	
13	A	Kentucky	0 3					66	H	Arkansas	3 0	
13	H	Kentucky	0 3					70	N	Xavier	2 3	
20	A	Florida	0 3									
20	H	Florida	1 3									
21	A	Western Ky.	1 3									
22	H	Miami (FL)	2 3									
				LAST 10 GAMES								
				66	H	Arkansas	3 0	121	A	Georgia	3 2	
				9	A	Tennessee	0 3	117	A	Auburn	3 1	
				13	A	Kentucky	0 3	131	A	Mississippi St.	3 2	
				115	H	South Carolina	3 2	66	A	Arkansas	0 3	
				20	H	Florida	1 3	101	H	Ole Miss	2 3	

Non-Div. I Games:

LSU

Average RPI Win:		164	WON-LOST RECORD		WINNING PCT. RANK		LAST 10 GAMES		STRENGTH OF SCHEDULE		OPP. STRENGTH OF SCHEDULE		TEAM RPI		ADJ RPI		CONF. RPI		ADJ CONF. RPI				
DIV. I ONLY			21- 11		.65625 78		5- 5		112		95		70		.55993 68		7 7						
DIV. I NON-CONF.			12- 3		.8 40		0- 0		224		159		95		.54553 96		8 8						
TOTALS		RPI 1-25		RPI 26-50				W-L RECORDS		RPI 51-100				RPI 101-150				RPI 150+					
21- 11		1- 1		2- 3				OVERALL		1- 5				7- 1				10- 1					
6- 3		0- 1		1- 1				HOME		1- 1				2- 0				2- 0					
8- 6		1- 0		1- 1				AWAY		0- 3				4- 1				2- 1					
7- 2		0- 0		0- 1				NEUTRAL		0- 1				1- 0				6- 0					
12- 3		0- 0		0- 0				NON-CONFERENCE		0- 3				4- 0				8- 0					
1- 0		0- 0		0- 0				HOME		0- 0				1- 0				0- 0					
4- 2		0- 0		0- 0				AWAY		0- 2				2- 0				2- 0					
7- 1		0- 0		0- 0				NEUTRAL		0- 1				1- 0				6- 0					
9- 8		1- 1		2- 3				CONFERENCE		1- 2				3- 1				2- 1					
5- 3		0- 1		1- 1				HOME		1- 1				1- 0				2- 0					
4- 4		1- 0		1- 1				AWAY		0- 1				2- 1				0- 1					
0- 1		0- 0		0- 1				NEUTRAL		0- 0				0- 0				0- 0					
RPI	S	Opponent		Score		RPI	S	Opponent		Score		RPI	S	Opponent		Score		RPI	S	Opponent		Score	
14	A	Northern Ill.		3	1	32	A	Western Mich.		1	3	51	H	Ohio		0	3	102	N	Idaho		3	0
14	H	Northern Ill.		1	3	32	H	Western Mich.		1	3	57	A	Notre Dame		1	3	127	A	Toledo		2	3
						34	A	Ball St.		3	1	59	N	BYU		1	3	127	H	Toledo		3	0
						34	H	Ball St.		3	1	74	A	Central Mich.		2	3	128	H	Oakland		3	0
						34	N	Ball St.		1	3	74	H	Central Mich.		3	1	130	A	IUPUI		3	1
												75	A	IPFW		2	3	135	A	Bowling Green		3	0
																		138	A	Utah		3	2
																		140	A	Miami (OH)		3	0
																		177	N	Butler		3	2
																		187	N	UC Riverside		3	0
																		188	N	Marshall		3	0
																		213	H	Buffalo		3	0
																		214	A	Kent St.		2	3
																		229	A	Robert Morris		3	0
																		230	H	Akron		3	0
																		284	N	Tex.-Pan American		3	0
																		294	N	Stetson		3	0
																		295	N	Morgan St.		3	0
																		300	A	Youngstown St.		3	1
LAST 10 GAMES																							
						34	N	Ball St.		1	3	32	H	Western Mich.		1	3						
						127	A	Toledo		2	3	14	H	Northern Ill.		1	3						
						34	A	Ball St.		3	1	230	H	Akron		3	0						
						214	A	Kent St.		2	3	213	H	Buffalo		3	0						
						74	H	Central Mich.		3	1	135	A	Bowling Green		3	0						

Non-Div. I Games:

Eastern Mich.

Average RPI Win: 173		WON-LOST	WINNING	LAST 10	STRENGTH OF		OPP. STRENGTH	TEAM	ADJ	CONF.	ADJ CONF.
Average RPI Loss: 48		RECORD	PCT. RANK	GAMES	SCHEDULE		OF SCHEDULE	RPI	RPI	RPI	RPI
DIV. I ONLY		17- 14	.54839	136	6- 4		49	68	77	.55919	69
DIV. I NON-CONF.		5- 7	.41667	209	0- 0		32	19	90	.55343	83
TOTALS		RPI 1-25	RPI 26-50		W-L RECORDS		RPI 51-100		RPI 101-150		RPI 150+
17- 14	0- 6	1- 5		OVERALL		2- 1		2- 1		12- 1	
9- 5	0- 2	1- 2		HOME		0- 1		1- 0		7- 0	
5- 8	0- 4	0- 3		AWAY		0- 0		1- 0		4- 1	
3- 1	0- 0	0- 0		NEUTRAL		2- 0		0- 1		1- 0	
5- 7	0- 4	0- 2		NON-CONFERENCE		2- 1		0- 0		3- 0	
2- 3	0- 1	0- 1		HOME		0- 1		0- 0		2- 0	
0- 4	0- 3	0- 1		AWAY		0- 0		0- 0		0- 0	
3- 0	0- 0	0- 0		NEUTRAL		2- 0		0- 0		1- 0	
12- 7	0- 2	1- 3		CONFERENCE		0- 0		2- 1		9- 1	
7- 2	0- 1	1- 1		HOME		0- 0		1- 0		5- 0	
5- 4	0- 1	0- 2		AWAY		0- 0		1- 0		4- 1	
0- 1	0- 0	0- 0		NEUTRAL		0- 0		0- 1		0- 0	
RPI S	Opponent	Score	RPI S	Opponent	Score	RPI S	Opponent	Score	RPI S	Opponent	Score
4 A	Nebraska	0 3	26 A	Kansas St.	2 3	55 N	St. Mary's (CA)	3 0	109 A	Illinois St.	3 2
5 A	UNI	1 3	39 A	Wichita St.	0 3	78 N	UTSA	3 2	109 H	Illinois St.	3 1
5 H	UNI	0 3	39 H	Wichita St.	3 2	84 H	UAB	1 3	109 N	Illinois St.	1 3
14 H	Northern Ill.	0 3	40 H	Marquette	0 3				174 H	South Dakota	3 1
17 A	Texas A&M	0 3	44 A	Missouri St.	1 3				181 A	Evansville	3 0
17 A	Texas A&M	1 3	44 H	Missouri St.	1 3				181 H	Evansville	3 0
									193 A	Drake	3 2
									193 H	Drake	3 0
									206 A	Indiana St.	3 0
									206 H	Indiana St.	3 0
									219 A	Bradley	2 3
									219 H	Bradley	3 1
									226 A	Southern Ill.	3 1
									226 H	Southern Ill.	3 2
									264 H	McNeese St.	3 0
									289 N	Weber St.	3 0
LAST 10 GAMES											
			109 N	Illinois St.	1 3		39 H	Wichita St.	3 2		
			193 A	Drake	3 2		109 A	Illinois St.	3 2		
			219 A	Bradley	2 3		206 A	Indiana St.	3 0		
			5 A	UNI	1 3		181 H	Evansville	3 0		
			44 H	Missouri St.	1 3		226 H	Southern Ill.	3 2		

Non-Div. I Games:

Creighton

Non-Div. I Games:

Xavier

Average RPI Win:		204	WON-LOST RECORD		WINNING PCT. RANK		LAST 10 GAMES		STRENGTH OF SCHEDULE		OPP. STRENGTH OF SCHEDULE		TEAM RPI		ADJ RPI		CONF. RPI		ADJ CONF. RPI										
DIV. I ONLY			25- 10		.71429 54		9- 1		115		183		65		.55687 71		18		18										
DIV. I NON-CONF.			9- 7		.5625 143		0- 0		156		150		138		.50823 140		20		21										
TOTALS		RPI 1-25		RPI 26-50		W-L RECORDS		RPI 51-100		RPI 101-150		RPI 150+																	
25- 10		0- 1		0- 1		OVERALL		4- 4		2- 3		19- 1																	
12- 4		0- 0		0- 0		HOME		3- 1		1- 2		8- 1																	
9- 3		0- 1		0- 0		AWAY		0- 2		1- 0		8- 0																	
4- 3		0- 0		0- 1		NEUTRAL		1- 1		0- 1		3- 0																	
9- 7		0- 1		0- 1		NON-CONFERENCE		1- 1		0- 3		8- 1																	
4- 4		0- 0		0- 0		HOME		1- 1		0- 2		3- 1																	
3- 1		0- 1		0- 0		AWAY		0- 0		0- 0		3- 0																	
2- 2		0- 0		0- 1		NEUTRAL		0- 0		0- 1		2- 0																	
16- 3		0- 0		0- 0		CONFERENCE		3- 3		2- 0		11- 0																	
8- 0		0- 0		0- 0		HOME		2- 0		1- 0		5- 0																	
6- 2		0- 0		0- 0		AWAY		0- 2		1- 0		5- 0																	
2- 1		0- 0		0- 0		NEUTRAL		1- 1		0- 0		1- 0																	
RPI	S	Opponent		Score		RPI	S	Opponent		Score		RPI	S	Opponent		Score													
6	A	Purdue		0 3		46	N	Baylor		0 3		54	H	Clemson		2 3		115	H	South Carolina		2 3							
																		132	A	Ga. Southern		3 2							
																		132	H	Ga. Southern		3 1							
																		146	N	VCU		1 3							
																		150	H	Winthrop		2 3							
																		175	H	Elon		3 0							
																		175	N	Elon		3 0							
																		189	N	Harvard		3 2							
																		191	A	Georgia St.		3 1							
																		196	A	Davidson		3 2							
																		196	H	Davidson		3 0							
																		216	H	North Florida		2 3							
																		221	H	A&M-Corpus Christi		3 1							
																		223	H	Western Caro.		3 1							
																		232	H	UNC Wilmington		3 2							
																		235	A	Presbyterian		3 1							
																		237	A	UNC Greensboro		3 0							
																		261	N	Jacksonville St.		3 0							
																		272	A	Wofford		3 0							
																		272	H	Wofford		3 0							
																		276	A	Coastal Caro.		3 1							
																		279	A	Chattanooga		3 1							
																		282	A	Citadel		3 0							
																		282	H	Citadel		3 1							
																		307	H	Charleston So.		3 0							

Non-Div. I Games:

Col. of Charleston

Average RPI Win:	203	WON-LOST	WINNING	LAST 10	STRENGTH OF	OPP. STRENGTH	TEAM	ADJ	CONF.	ADJ CONF.					
Average RPI Loss:	103	RECORD	PCT. RANK	GAMES	SCHEDULE	OF SCHEDULE	RPI	RPI	RPI	RPI					
DIV. I ONLY		27- 7	.79412	26	9- 1	184	181	63	.55681	72	20	20			
DIV. I NON-CONF.		8- 6	.57143	138	0- 1	157	169	136	.50715	141	18	18			
<hr/>															
TOTALS	RPI 1-25	RPI 26-50		W-L RECORDS		RPI 51-100		RPI 101-150		RPI 150+					
27- 7	0- 0	0- 1		OVERALL		2- 2		2- 3		23- 1					
10- 4	0- 0	0- 1		HOME		0- 2		1- 1		9- 0					
10- 2	0- 0	0- 0		AWAY		1- 0		1- 1		8- 1					
7- 1	0- 0	0- 0		NEUTRAL		1- 0		0- 1		6- 0					
<hr/>															
8- 6	0- 0	0- 1		NON-CONFERENCE		0- 1		0- 3		8- 1					
2- 3	0- 0	0- 1		HOME		0- 1		0- 1		2- 0					
1- 2	0- 0	0- 0		AWAY		0- 0		0- 1		1- 1					
5- 1	0- 0	0- 0		NEUTRAL		0- 0		0- 1		5- 0					
<hr/>															
19- 1	0- 0	0- 0		CONFERENCE		2- 1		2- 0		15- 0					
8- 1	0- 0	0- 0		HOME		0- 1		1- 0		7- 0					
9- 0	0- 0	0- 0		AWAY		1- 0		1- 0		7- 0					
2- 0	0- 0	0- 0		NEUTRAL		1- 0		0- 0		1- 0					
<hr/>															
RPI	S	Opponent	Score	RPI	S	Opponent	Score	RPI	S	Opponent	Score				
				46	H	Baylor	2 3	60	H	New Mexico St.	1 3				
								78	A	UTSA	3 1				
								78	H	UTSA	0 3				
								78	N	UTSA	3 1				
										106	H	Houston Baptist	2 3		
										111	N	Syracuse	0 3		
										137	A	Sam Houston St.	3 0		
										137	H	Sam Houston St.	3 1		
										149	A	Alabama	2 3		
										162	A	North Texas	3 0		
										163	A	Stephen F. Austin	3 0		
										163	H	Stephen F. Austin	3 0		
										173	A	Utah St.	2 3		
										180	N	Kennesaw St.	3 0		
										186	A	Central Ark.	3 2		
										186	H	Central Ark.	3 1		
										192	N	Idaho St.	3 0		
										194	H	West Virginia	3 0		
										201	A	Texas-Arlington	3 0		
										201	H	Texas-Arlington	3 1		
										217	N	Jackson St.	3 0		
										221	A	A&M-Corpus Christi	3 0		
										221	H	A&M-Corpus Christi	3 0		
										227	H	La.-Lafayette	3 1		
										233	A	Nicholls St.	3 1		
				LAST 10 GAMES						241	H	Lamar	3 1		
				78	N	UTSA	3 1	311	A	Southeastern La.	3 0	242	A	Northwestern St.	3 1
				186	A	Central Ark.	3 2	233	A	Nicholls St.	3 1	242	H	Northwestern St.	3 0
				242	N	Northwestern St.	3 1	46	H	Baylor	2 3	242	N	Northwestern St.	3 1
				221	A	A&M-Corpus Christi	3 0	137	H	Sam Houston St.	3 1	257	N	Austin Peay	3 1
				78	A	UTSA	3 1	163	H	Stephen F. Austin	3 0	264	H	McNeese St.	3 1

Non-Div. I Games:

Texas St.

RPI	S	Opponent	Score	
310	N	Alabama St.	3	1
311	A	Southeastern La.	3	0

Texas St.

T
e
x
a
s
S
t
.

T
e
x
a
s
S
t
.

U
C
F

UCF

Average RPI Win:	156	WON-LOST RECORD	WINNING PCT. RANK	LAST 10 GAMES	STRENGTH OF SCHEDULE	OPP. STRENGTH OF SCHEDULE	TEAM RPI	ADJ RPI	CONF. RPI	ADJ CONF. RPI	
DIV. I ONLY		19- 13	.59375 111	5- 5	79	66	79	.55593 74	7	7	
DIV. I NON-CONF.		8- 5	.61538 109	1- 1	236	96	156	.49361 161	8	8	
<hr/>											
TOTALS	RPI 1-25	RPI 26-50		W-L RECORDS	RPI 51-100		RPI 101-150		RPI 150+		
19- 13	1- 2	1- 6		OVERALL	3- 2		4- 2		10- 1		
5- 3	0- 1	0- 2		HOME	1- 0		1- 0		3- 0		
6- 8	0- 1	0- 3		AWAY	0- 2		3- 2		3- 0		
8- 2	1- 0	1- 1		NEUTRAL	2- 0		0- 0		4- 1		
<hr/>											
8- 5	0- 0	0- 2		NON-CONFERENCE	1- 0		0- 2		7- 1		
0- 0	0- 0	0- 0		HOME	0- 0		0- 0		0- 0		
3- 3	0- 0	0- 1		AWAY	0- 0		0- 2		3- 0		
5- 2	0- 0	0- 1		NEUTRAL	1- 0		0- 0		4- 1		
<hr/>											
11- 8	1- 2	1- 4		CONFERENCE	2- 2		4- 0		3- 0		
5- 3	0- 1	0- 2		HOME	1- 0		1- 0		3- 0		
3- 5	0- 1	0- 2		AWAY	0- 2		3- 0		0- 0		
3- 0	1- 0	1- 0		NEUTRAL	1- 0		0- 0		0- 0		
<hr/>											
RPI S	Opponent	Score	RPI S	Opponent	Score	RPI S	Opponent	Score	RPI S	Opponent	Score
14 A	Northern Ill.	0 3	32 A	Western Mich.	1 3	51 A	Ohio	2 3	127 A	Toledo	3 1
14 H	Northern Ill.	1 3	32 H	Western Mich.	1 3	51 N	Ohio	3 0	127 H	Toledo	3 2
14 N	Northern Ill.	3 2	32 N	Western Mich.	3 0	68 A	Eastern Mich.	1 3	128 A	Oakland	2 3
			34 A	Ball St.	1 3	68 H	Eastern Mich.	3 2	135 A	Bowling Green	3 2
			34 H	Ball St.	0 3	82 N	Saint Louis	3 0	140 A	Miami (OH)	3 1
			40 N	Marquette	0 3				144 A	Iowa	2 3
			41 A	Long Beach St.	1 3				161 A	UC Irvine	3 2
									175 N	Elon	1 3
									177 A	Butler	3 0
									188 A	Marshall	3 0
									213 H	Buffalo	3 0
									214 H	Kent St.	3 1
									220 N	George Mason	3 1
									230 H	Akron	3 0
									253 N	Wright St.	3 0
									257 N	Austin Peay	3 1
									274 N	East Carolina	3 1
<hr/>											
			LAST 10 GAMES								
			161 A	UC Irvine	3 2	34 A	Ball St.	1 3			
			41 A	Long Beach St.	1 3	127 A	Toledo	3 1			
			14 N	Northern Ill.	3 2	51 A	Ohio	2 3			
			51 N	Ohio	3 0	68 A	Eastern Mich.	1 3			
			32 N	Western Mich.	3 0	14 H	Northern Ill.	1 3			

Non-Div. I Games:

Central Mich.

Average RPI Win:	173	WON-LOST RECORD	WINNING PCT. RANK	LAST 10 GAMES	STRENGTH OF SCHEDULE	OPP. STRENGTH OF SCHEDULE	TEAM RPI	ADJ RPI	CONF. RPI	ADJ CONF. RPI	
Average RPI Loss:	107										
DIV. I ONLY		21- 9	.7 58	7- 3	136	138	72	.55557 75	14	14	
DIV. I NON-CONF.		7- 4	.63636 96	0- 0	140	144	111	.53675 109	14	14	
<hr/>											
TOTALS	RPI 1-25	RPI 26-50		W-L RECORDS	RPI 51-100		RPI 101-150		RPI 150+		
21- 9	0- 0	1- 3		OVERALL	3- 2		4- 2		13- 2		
9- 1	0- 0	1- 0		HOME	2- 0		1- 1		5- 0		
9- 5	0- 0	0- 2		AWAY	0- 1		3- 0		6- 2		
3- 3	0- 0	0- 1		NEUTRAL	1- 1		0- 1		2- 0		
<hr/>											
7- 4	0- 0	0- 2		NON-CONFERENCE	2- 0		1- 1		4- 1		
1- 0	0- 0	0- 0		HOME	1- 0		0- 0		0- 0		
3- 2	0- 0	0- 1		AWAY	0- 0		1- 0		2- 1		
3- 2	0- 0	0- 1		NEUTRAL	1- 0		0- 1		2- 0		
<hr/>											
14- 5	0- 0	1- 1		CONFERENCE	1- 2		3- 1		9- 1		
8- 1	0- 0	1- 0		HOME	1- 0		1- 1		5- 0		
6- 3	0- 0	0- 1		AWAY	0- 1		2- 0		4- 1		
0- 1	0- 0	0- 0		NEUTRAL	0- 1		0- 0		0- 0		
<hr/>											
RPI S	Opponent	Score	RPI S	Opponent	Score	RPI S	Opponent	Score	RPI S	Opponent	Score
			34 A	Ball St.	1 3	68 H	Eastern Mich.	3 2	114 A	Cleveland St.	3 1
			42 A	North Dakota St.	1 3	83 N	Wyoming	3 0	128 A	Oakland	3 0
			42 H	North Dakota St.	3 1	87 A	Oral Roberts	2 3	128 H	Oakland	1 3
			50 N	Milwaukee	1 3	87 H	Oral Roberts	3 1	130 A	IUPUI	3 2
						87 N	Oral Roberts	2 3	130 H	IUPUI	3 1
									133 N	Duquesne	0 3
									168 A	South Dakota St.	3 2
									168 H	South Dakota St.	3 0
									174 A	South Dakota	3 1
									174 H	South Dakota	3 0
									193 A	Drake	2 3
									212 A	UMKC	2 3
									212 H	UMKC	3 1
									214 A	Kent St.	3 0
									218 A	Southern Utah	3 1
									218 H	Southern Utah	3 1
									253 A	Wright St.	3 0
									254 A	Western Ill.	3 2
									254 H	Western Ill.	3 0
									255 N	DePaul	3 2
									299 N	Loyola Chicago	3 0
<hr/>											
			LAST 10 GAMES								
			87 N	Oral Roberts	2 3	87 H	Oral Roberts	3 1			
			130 H	IUPUI	3 1	218 H	Southern Utah	3 1			
			254 H	Western Ill.	3 0	168 A	South Dakota St.	3 2			
			174 A	South Dakota	3 1	42 A	North Dakota St.	1 3			
			212 A	UMKC	2 3	128 A	Oakland	3 0			

Non-Div. I Games:

IPFW

Average RPI Win:		207	WON-LOST RECORD		WINNING PCT. RANK		LAST 10 GAMES		STRENGTH OF SCHEDULE		OPP. STRENGTH OF SCHEDULE		TEAM RPI		ADJ RPI		CONF. RPI		ADJ CONF. RPI		
DIV. I ONLY			21- 6		.77778 33		8- 2		188		175		74		.55526 76		16		15		
DIV. I NON-CONF.			10- 2		.83333 29		0- 0		215		216		81		.55405 81		16		16		
TOTALS		RPI 1-25		RPI 26-50		W-L RECORDS		RPI 51-100		RPI 101-150		RPI 150+									
21- 6		0- 1		0- 1		OVERALL		0- 2		4- 1		17- 1									
8- 1		0- 0		0- 0		HOME		0- 1		2- 0		6- 0									
7- 3		0- 1		0- 0		AWAY		0- 1		2- 0		5- 1									
6- 2		0- 0		0- 1		NEUTRAL		0- 0		0- 1		6- 0									
10- 2		0- 1		0- 1		NON-CONFERENCE		0- 0		0- 0		10- 0									
2- 0		0- 0		0- 0		HOME		0- 0		0- 0		2- 0									
2- 1		0- 1		0- 0		AWAY		0- 0		0- 0		2- 0									
6- 1		0- 0		0- 1		NEUTRAL		0- 0		0- 0		6- 0									
11- 4		0- 0		0- 0		CONFERENCE		0- 2		4- 1		7- 1									
6- 1		0- 0		0- 0		HOME		0- 1		2- 0		4- 0									
5- 2		0- 0		0- 0		AWAY		0- 1		2- 0		3- 1									
0- 1		0- 0		0- 0		NEUTRAL		0- 0		0- 1		0- 0									
RPI	S	Opponent		Score		RPI	S	Opponent		Score		RPI	S	Opponent		Score					
25	A	San Diego		0 3		44	N	Missouri St.		0 3		79	A	Delaware		0 3					
						79	H	Delaware		0 3		105	A	James Madison		3 2					
						122	A	Towson		3 2											
						122	H	Towson		3 0											
						146	H	VCU		3 2											
						146	N	VCU		2 3											
						179	A	Hofstra		2 3											
						179	H	Hofstra		3 0											
						184	H	Central Conn. St.		3 1											
						187	N	UC Riverside		3 2											
						189	A	Harvard		3 1											
						191	A	Georgia St.		3 2											
						191	H	Georgia St.		3 0											
						213	N	Buffalo		3 0											
						220	A	George Mason		3 0											
						232	A	UNC Wilmington		3 1											
						232	H	UNC Wilmington		3 1											
						238	H	New Hampshire		3 0											
						240	H	William & Mary		3 0											
						247	N	Fairleigh Dickinson		3 0											
						252	A	St. John's (NY)		3 0											
268	N	Brown		3 0																	
277	N	Holy Cross		3 0																	
309	N	Navy		3 0																	
LAST 10 GAMES																					
146 N VCU						2 3		146 H VCU						3 2							
232 A UNC Wilmington						3 1		240 H William & Mary						3 0							
191 A Georgia St.						3 2		179 H Hofstra						3 0							
79 A Delaware						0 3		105 A James Madison						3 2							
122 A Towson						3 2		220 A George Mason						3 0							

Average RPI Win:		146	WON-LOST RECORD		WINNING PCT. RANK		LAST 10 GAMES		STRENGTH OF SCHEDULE		OPP. STRENGTH OF SCHEDULE		TEAM RPI		ADJ RPI		CONF. RPI		ADJ CONF. RPI				
DIV. I ONLY		15- 16		.48387 164		3- 7		41		52		92		.55508 77		5 5							
DIV. I NON-CONF.		7- 4		.63636 96		0- 1		43		77		55		.59644 51		5 5							
TOTALS		RPI 1-25		RPI 26-50		W-L RECORDS		RPI 51-100		RPI 101-150		RPI 150+											
15- 16		1- 3		2- 5		OVERALL		1- 6		2- 2		9- 0											
8- 7		0- 2		2- 2		HOME		0- 2		1- 1		5- 0											
5- 8		1- 1		0- 3		AWAY		0- 3		0- 1		4- 0											
2- 1		0- 0		0- 0		NEUTRAL		1- 1		1- 0		0- 0											
7- 4		0- 0		2- 1		NON-CONFERENCE		1- 3		2- 0		2- 0											
5- 1		0- 0		2- 0		HOME		0- 1		1- 0		2- 0											
0- 2		0- 0		0- 1		AWAY		0- 1		0- 0		0- 0											
2- 1		0- 0		0- 0		NEUTRAL		1- 1		1- 0		0- 0											
8- 12		1- 3		0- 4		CONFERENCE		0- 3		0- 2		7- 0											
3- 6		0- 2		0- 2		HOME		0- 1		0- 1		3- 0											
5- 6		1- 1		0- 2		AWAY		0- 2		0- 1		4- 0											
0- 0		0- 0		0- 0		NEUTRAL		0- 0		0- 0		0- 0											
RPI	S	Opponent		Score		RPI	S	Opponent		Score		RPI	S	Opponent		Score		RPI	S	Opponent		Score	
10	A	Florida St.		0 3		26	H	Kansas St.		3 1		54	A	Clemson		0 3		106	N	Houston Baptist		3 0	
10	H	Florida St.		1 3		31	A	North Carolina		1 3		54	H	Clemson		0 3		112	A	North Carolina St.		0 3	
22	A	Miami (FL)		3 1		31	H	North Carolina		0 3		62	H	Samford		1 3		112	H	North Carolina St.		2 3	
22	H	Miami (FL)		2 3		38	H	Louisville		3 2		63	A	Rice		2 3		121	H	Georgia		3 0	
						43	A	Duke		0 3		64	N	Furman		3 1		164	A	Maryland		3 1	
						43	H	Duke		1 3		65	A	Virginia Tech		2 3		164	H	Maryland		3 1	
						45	A	Middle Tenn.		1 3		78	N	UTSA		1 3		171	A	Wake Forest		3 1	
																		171	H	Wake Forest		3 0	
																		172	A	Virginia		3 1	
																		204	A	Boston College		3 1	
																		204	H	Boston College		3 0	
																		265	H	Mercer		3 0	
																		298	H	Tennessee Tech		3 0	
LAST 10 GAMES																							
54 H Clemson						0 3						164 A Maryland						3 1					
10 H Florida St.						1 3						204 A Boston College						3 1					
22 H Miami (FL)						2 3						43 H Duke						1 3					
112 A North Carolina St.						0 3						171 H Wake Forest						3 0					
31 A North Carolina						1 3						45 A Middle Tenn.						1 3					

Non-Div. I Games:

Georgia Tech

Average RPI Win:		189	WON-LOST RECORD		WINNING PCT. RANK		LAST 10 GAMES		STRENGTH OF SCHEDULE		OPP. STRENGTH OF SCHEDULE		TEAM RPI		ADJ RPI		CONF. RPI		ADJ CONF. RPI				
DIV. I ONLY			22- 11		.66667	70	7- 3		131		124		82		.55464	78	20		20				
DIV. I NON-CONF.			6- 8		.42857	206	0- 0		107		25		147		.50995	138	18		18				
<hr/>																							
TOTALS		RPI 1-25		RPI 26-50		W-L RECORDS		RPI 51-100		RPI 101-150		RPI 150+											
22- 11		0- 2		0- 1		OVERALL		3- 5		2- 3		17- 0											
9- 1		0- 0		0- 0		HOME		0- 1		1- 0		8- 0											
8- 5		0- 2		0- 0		AWAY		1- 1		0- 2		7- 0											
5- 5		0- 0		0- 1		NEUTRAL		2- 3		1- 1		2- 0											
6- 8		0- 2		0- 1		NON-CONFERENCE		2- 3		0- 2		4- 0											
2- 0		0- 0		0- 0		HOME		0- 0		0- 0		2- 0											
1- 4		0- 2		0- 0		AWAY		0- 1		0- 1		1- 0											
3- 4		0- 0		0- 1		NEUTRAL		2- 2		0- 1		1- 0											
16- 3		0- 0		0- 0		CONFERENCE		1- 2		2- 1		13- 0											
7- 1		0- 0		0- 0		HOME		0- 1		1- 0		6- 0											
7- 1		0- 0		0- 0		AWAY		1- 0		0- 1		6- 0											
2- 1		0- 0		0- 0		NEUTRAL		0- 1		1- 0		1- 0											
<hr/>																							
RPI	S	Opponent		Score		RPI	S	Opponent		Score		RPI	S	Opponent		Score		RPI	S	Opponent		Score	
2	A	Texas		1	3	33	N	Missouri		2	3	63	A	Rice		0	3	106	A	Houston Baptist		2	3
17	A	Texas A&M		0	3							69	N	Creighton		2	3	120	N	Santa Clara		2	3
												72	A	Texas St.		3	0	137	A	Sam Houston St.		2	3
												72	H	Texas St.		1	3	137	H	Sam Houston St.		3	0
												72	N	Texas St.		1	3	137	N	Sam Houston St.		3	0
												77	N	Georgia Tech		3	1	153	A	Denver		3	1
												95	N	UC Davis		0	3	163	A	Stephen F. Austin		3	1
												97	N	SMU		3	1	163	H	Stephen F. Austin		3	0
																		163	N	Stephen F. Austin		3	0
																		186	A	Central Ark.		3	0
																		193	N	Drake		3	0
																		194	H	West Virginia		3	0
																		201	A	Texas-Arlington		3	0
																		201	H	Texas-Arlington		3	1
																		221	A	A&M-Corpus Christi		3	0
																		221	H	A&M-Corpus Christi		3	0
																		233	H	Nicholls St.		3	0
																		241	H	Lamar		3	0
																		242	A	Northwestern St.		3	0
																		264	A	McNeese St.		3	0
																		297	H	Prairie View		3	0
																		311	H	Southeastern La.		3	0
<hr/>																							
						LAST 10 GAMES																	
						72	N	Texas St.		1	3	163	A	Stephen F. Austin		3	1						
						137	N	Sam Houston St.		3	0	137	A	Sam Houston St.		2	3						
						163	N	Stephen F. Austin		3	0	186	A	Central Ark.		3	0						
						201	H	Texas-Arlington		3	1	242	A	Northwestern St.		3	0						
						72	H	Texas St.		1	3	241	H	Lamar		3	0						

Non-Div. I Games:

UTSA

Average RPI Win:	165	WON-LOST RECORD	WINNING PCT. RANK	LAST 10 GAMES	STRENGTH OF SCHEDULE	OPP. STRENGTH OF SCHEDULE	TEAM RPI	ADJ RPI	CONF. RPI	ADJ CONF. RPI				
DIV. I ONLY		20- 12	.625 95	9- 1	71	130	68	.55457 79	16	15				
DIV. I NON-CONF.		7- 9	.4375 202	0- 0	71	64	130	.51382 133	16	16				
<hr/>														
TOTALS	RPI 1-25	RPI 26-50		W-L RECORDS		RPI 51-100		RPI 101-150		RPI 150+				
20- 12	0- 3	0- 1		OVERALL		4- 2		6- 3		10- 3				
10- 5	0- 2	0- 1		HOME		1- 0		3- 1		6- 1				
8- 4	0- 0	0- 0		AWAY		2- 1		3- 1		3- 2				
2- 3	0- 1	0- 0		NEUTRAL		1- 1		0- 1		1- 0				
<hr/>														
7- 9	0- 3	0- 1		NON-CONFERENCE		2- 2		1- 1		4- 2				
2- 4	0- 2	0- 1		HOME		0- 0		0- 0		2- 1				
3- 2	0- 0	0- 0		AWAY		1- 1		1- 0		1- 1				
2- 3	0- 1	0- 0		NEUTRAL		1- 1		0- 1		1- 0				
<hr/>														
13- 3	0- 0	0- 0		CONFERENCE		2- 0		5- 2		6- 1				
8- 1	0- 0	0- 0		HOME		1- 0		3- 1		4- 0				
5- 2	0- 0	0- 0		AWAY		1- 0		2- 1		2- 1				
0- 0	0- 0	0- 0		NEUTRAL		0- 0		0- 0		0- 0				
<hr/>														
RPI S	Opponent		Score		RPI S	Opponent		Score		RPI S	Opponent		Score	
5 H	UNI		0 3		30 H	Oregon		0 3		63 A	Rice		3 2	
10 H	Florida St.		0 3							76 A	Northeastern		3 0	
18 N	Stanford		0 3							76 H	Northeastern		3 0	
										80 N	Sacred Heart		3 1	
										91 N	Yale		1 3	
										99 A	Villanova		1 3	

Average RPI Win:	226	WON-LOST RECORD	WINNING PCT. RANK	LAST 10 GAMES	STRENGTH OF SCHEDULE	OPP. STRENGTH OF SCHEDULE	TEAM RPI	ADJ RPI	CONF. RPI	ADJ CONF. RPI		
DIV. I ONLY		27- 7	.79412	26	9- 1	177	249	71	.55431	80	29	29
DIV. I NON-CONF.		11- 5	.6875	78	1- 0	105	142	71	.56088	73	29	29
<hr/>												
TOTALS	RPI 1-25	RPI 26-50		W-L RECORDS		RPI 51-100		RPI 101-150		RPI 150+		
27- 7	0- 0	0- 3		OVERALL		2- 1		3- 2		22- 1		
10- 2	0- 0	0- 1		HOME		0- 0		1- 0		9- 1		
12- 3	0- 0	0- 1		AWAY		1- 0		1- 2		10- 0		
5- 2	0- 0	0- 1		NEUTRAL		1- 1		1- 0		3- 0		
<hr/>												
11- 5	0- 0	0- 3		NON-CONFERENCE		2- 1		1- 1		8- 0		
3- 1	0- 0	0- 1		HOME		0- 0		0- 0		3- 0		
4- 2	0- 0	0- 1		AWAY		1- 0		0- 1		3- 0		
4- 2	0- 0	0- 1		NEUTRAL		1- 1		1- 0		2- 0		
<hr/>												
16- 2	0- 0	0- 0		CONFERENCE		0- 0		2- 1		14- 1		
7- 1	0- 0	0- 0		HOME		0- 0		1- 0		6- 1		
8- 1	0- 0	0- 0		AWAY		0- 0		1- 1		7- 0		
1- 0	0- 0	0- 0		NEUTRAL		0- 0		0- 0		1- 0		
<hr/>												
RPI S	Opponent	Score	RPI S	Opponent	Score	RPI S	Opponent	Score	RPI S	Opponent	Score	
			34 N	Ball St.	1 3	79 N	Delaware	1 3	111 A	Syracuse	0 3	
			37 A	Michigan St.	0 3	91 N	Yale	3 1	146 N	VCU	3 2	
			40 H	Marquette	1 3	92 A	Army	3 0	147 A	Long Island	3 1	
									147 A	Long Island	2 3	
									147 H	Long Island	3 2	
									164 A	Maryland	3 2	
									165 A	Columbia	3 0	
									184 A	Central Conn. St.	3 1	
									184 H	Central Conn. St.	3 1	
									184 N	Central Conn. St.	3 1	
									185 A	Connecticut	3 1	
									229 A	Robert Morris	3 0	
									229 H	Robert Morris	1 3	
									236 H	Rutgers	3 0	
									243 N	Siena	3 0	
									247 A	Fairleigh Dickinson	3 0	
									247 H	Fairleigh Dickinson	3 0	
									260 A	Bryant	3 1	
									260 H	Bryant	3 2	
									268 H	Brown	3 0	
									270 H	Hartford	3 0	
									296 A	Saint Francis (PA)	3 0	
									296 H	Saint Francis (PA)	3 0	
									300 N	Youngstown St.	3 0	
									301 A	Quinnipiac	3 0	
									301 A	Quinnipiac	3 0	
									301 H	Quinnipiac	3 0	
									323 A	St. Francis (NY)	3 0	
<hr/>												
			LAST 10 GAMES									
			147 A	Long Island	3 1	147 H	Long Island	3 2	296 H	Saint Francis (PA)	3 0	
			184 N	Central Conn. St.	3 1	323 H	St. Francis (NY)	3 0	300 N	Youngstown St.	3 0	
			229 A	Robert Morris	3 0	301 A	Quinnipiac	3 0	301 A	Quinnipiac	3 0	
			296 A	Saint Francis (PA)	3 0	247 A	Fairleigh Dickinson	3 0	301 H	Quinnipiac	3 0	
			165 A	Columbia	3 0	147 A	Long Island	2 3	323 A	St. Francis (NY)	3 0	

Non-Div. I Games:

Sacred Heart

Sacred Heart

Average RPI Win:		141	WON-LOST RECORD		WINNING PCT. RANK		LAST 10 GAMES		STRENGTH OF SCHEDULE		OPP. STRENGTH OF SCHEDULE		TEAM RPI		ADJ RPI		CONF. RPI		ADJ CONF. RPI				
DIV. I ONLY			16- 15		.51613 148		5- 5		64		13		87		.55396 81		2		2				
DIV. I NON-CONF.			9- 2		.81818 34		0- 0		255		166		106		.53671 110		1		1				
TOTALS		RPI 1-25		RPI 26-50		W-L RECORDS		RPI 51-100		RPI 101-150		RPI 150+											
16- 15		2- 9		1- 3		OVERALL		2- 1		6- 1		5- 1											
8- 5		2- 4		1- 1		HOME		2- 0		2- 0		1- 0											
4- 9		0- 5		0- 2		AWAY		0- 1		3- 1		1- 0											
4- 1		0- 0		0- 0		NEUTRAL		0- 0		1- 0		3- 1											
9- 2		0- 0		0- 0		NON-CONFERENCE		1- 0		3- 1		5- 1											
3- 0		0- 0		0- 0		HOME		1- 0		1- 0		1- 0											
2- 1		0- 0		0- 0		AWAY		0- 0		1- 1		1- 0											
4- 1		0- 0		0- 0		NEUTRAL		0- 0		1- 0		3- 1											
7- 13		2- 9		1- 3		CONFERENCE		1- 1		3- 0		0- 0											
5- 5		2- 4		1- 1		HOME		1- 0		1- 0		0- 0											
2- 8		0- 5		0- 2		AWAY		0- 1		2- 0		0- 0											
0- 0		0- 0		0- 0		NEUTRAL		0- 0		0- 0		0- 0											
RPI	S	Opponent		Score		RPI	S	Opponent		Score		RPI	S	Opponent		Score		RPI	S	Opponent		Score	
1	A	Illinois		0 3		37	A	Michigan St.		2 3		58	A	Wisconsin		0 3		101	A	Ole Miss		1 3	
1	H	Illinois		0 3		37	H	Michigan St.		1 3		58	H	Wisconsin		3 2		124	N	Cal St. Northridge		3 0	
4	H	Nebraska		3 1		48	A	Ohio St.		1 3		60	H	New Mexico St.		3 0		133	H	Duquesne		3 1	
6	A	Purdue		0 3		48	H	Ohio St.		3 2								138	A	Utah		3 0	
6	H	Purdue		1 3														143	A	Indiana		3 0	
11	A	Penn St.		2 3														143	H	Indiana		3 0	
11	H	Penn St.		0 3														144	A	Iowa		3 0	
12	A	Minnesota		1 3														186	N	Central Ark.		2 3	
12	H	Minnesota		3 0														200	H	Colgate		3 0	
23	A	Michigan		2 3														228	N	UALR		3 0	
23	H	Michigan		2 3														234	A	Ill.-Chicago		3 0	
																		289	N	Weber St.		3 0	
																		299	N	Loyola Chicago		3 0	
LAST 10 GAMES																							
						4	H	Nebraska		3 1		48	H	Ohio St.		3 2							
						1	A	Illinois		0 3		6	A	Purdue		0 3							
						37	A	Michigan St.		2 3		143	A	Indiana		3 0							
						23	A	Michigan		2 3		58	H	Wisconsin		3 2							
						11	H	Penn St.		0 3		12	H	Minnesota		3 0							

Non-Div. I Games:

Northwestern

Average RPI Win:		171	WON-LOST RECORD		WINNING PCT. RANK		LAST 10 GAMES		STRENGTH OF SCHEDULE		OPP. STRENGTH OF SCHEDULE		TEAM RPI		ADJ RPI		CONF. RPI		ADJ CONF. RPI	
DIV. I ONLY			15- 13		.53571 139		5- 5		47		105		88		.55232 82		17		17	
DIV. I NON-CONF.			4- 7		.36364 236		0- 1		14		12		72		.56674 68		17		17	
TOTALS		RPI 1-25		RPI 26-50		W-L RECORDS		RPI 51-100		RPI 101-150		RPI 150+								
15- 13		0- 3		1- 5		OVERALL		1- 3		5- 1		8- 1								
6- 2		0- 0		0- 1		HOME		1- 0		2- 0		3- 1								
6- 6		0- 1		0- 3		AWAY		0- 1		2- 1		4- 0								
3- 5		0- 2		1- 1		NEUTRAL		0- 2		1- 0		1- 0								
4- 7		0- 3		1- 3		NON-CONFERENCE		0- 1		3- 0		0- 0								
1- 0		0- 0		0- 0		HOME		0- 0		1- 0		0- 0								
1- 3		0- 1		0- 2		AWAY		0- 0		1- 0		0- 0								
2- 4		0- 2		1- 1		NEUTRAL		0- 1		1- 0		0- 0								
11- 6		0- 0		0- 2		CONFERENCE		1- 2		2- 1		8- 1								
5- 2		0- 0		0- 1		HOME		1- 0		1- 0		3- 1								
5- 3		0- 0		0- 1		AWAY		0- 1		1- 1		4- 0								
1- 1		0- 0		0- 0		NEUTRAL		0- 1		0- 0		1- 0								
RPI	S	Opponent		Score		RPI	S	Opponent		Score		RPI	S	Opponent		Score				
5	A	UNI		0 3		31	A	North Carolina		0 3		70	A	Xavier		1 3				
12	N	Minnesota		0 3		34	A	Ball St.		0 3		70	H	Xavier		3 1				
24	N	Tulsa		1 3		36	A	Dayton		1 3		70	N	Xavier		1 3				
						36	H	Dayton		0 3		74	N	Central Mich.		0 3				
						40	N	Marquette		3 1										
						47	N	Kansas		0 3										
						LAST 10 GAMES														
						34	A	Ball St.		0 3		157	A	Charlotte		3 0				
						70	N	Xavier		1 3		116	A	George Washington		2 3				
						207	N	Rhode Island		3 2		246	A	Temple		3 0				
						36	H	Dayton		0 3		273	H	Fordham		2 3				
						70	H	Xavier		3 1		133	A	Duquesne		3 0				

Non-Div. I Games:

Saint Louis














Wyoming

Through Games Of November 26, 2011

Average RPI Win: 161		WON-LOST	WINNING	LAST 10	STRENGTH OF		OPP. STRENGTH	TEAM	ADJ	CONF.	ADJ CONF.
Average RPI Loss: 93		RECORD	PCT. RANK	GAMES	SCHEDULE		OF SCHEDULE	RPI	RPI	RPI	RPI
DIV. I ONLY		20- 11	.64516	85	6- 3		97	117	73	.55113	83
DIV. I NON-CONF.		10- 5	.66667	81	0- 0		146	140	102	.53916	105
TOTALS		RPI 1-25	RPI 26-50		W-L RECORDS		RPI 51-100		RPI 101-150		RPI 150+
20- 11	0- 0	1- 3		OVERALL		2- 4		7- 1		10- 3	
10- 4	0- 0	1- 0		HOME		1- 1		3- 1		5- 2	
6- 4	0- 0	0- 1		AWAY		1- 2		3- 0		2- 1	
4- 3	0- 0	0- 2		NEUTRAL		0- 1		1- 0		3- 0	
10- 5	0- 0	0- 1		NON-CONFERENCE		0- 2		2- 1		8- 1	
5- 2	0- 0	0- 0		HOME		0- 0		1- 1		4- 1	
2- 1	0- 0	0- 0		AWAY		0- 1		1- 0		1- 0	
3- 2	0- 0	0- 1		NEUTRAL		0- 1		0- 0		3- 0	
10- 6	0- 0	1- 2		CONFERENCE		2- 2		5- 0		2- 2	
5- 2	0- 0	1- 0		HOME		1- 1		2- 0		1- 1	
4- 3	0- 0	0- 1		AWAY		1- 1		2- 0		1- 1	
1- 1	0- 0	0- 1		NEUTRAL		0- 0		1- 0		0- 0	
RPI S	Opponent	Score	RPI S	Opponent	Score	RPI S	Opponent	Score	RPI S	Opponent	Score
			28 A	Colorado St.	0 3	56 A	TCU	3 2	103 H	Oregon St.	2 3
			28 H	Colorado St.	3 2	56 H	TCU	2 3	108 A	Northern Colo.	3 1
			28 N	Colorado St.	0 3	71 A	Col. of Charleston	1 3	109 H	Illinois St.	3 0
			50 N	Milwaukee	1 3	75 N	IPFW	0 3	118 A	New Mexico	3 2
						100 A	San Diego St.	0 3	118 H	New Mexico	3 0
						100 H	San Diego St.	3 2	118 N	New Mexico	3 1
									142 A	UNLV	3 2
									142 H	UNLV	3 1
									158 A	Boise St.	1 3
									158 H	Boise St.	2 3
									174 H	South Dakota	3 0
									191 H	Georgia St.	3 0
									192 H	Idaho St.	1 3
									193 A	Drake	3 0
									198 H	Gonzaga	3 0
									216 N	North Florida	3 1
									221 N	A&M-Corpus Christi	3 0
									232 N	UNC Wilmington	3 0
									248 A	Air Force	3 0
									248 H	Air Force	3 0
									255 H	DePaul	3 0
LAST 10 GAMES											
			28 N	Colorado St.	0 3	100 H	San Diego St.	3 2			
			118 N	New Mexico	3 1	142 H	UNLV	3 1			
			56 A	TCU	3 2	158 A	Boise St.	1 3			
			118 A	New Mexico	3 2	248 A	Air Force	3 0			
			28 A	Colorado St.	0 3	118 H	New Mexico	3 0			

Non-Div. I Games: Colo. Christian 3 0

Wyoming

Average RPI Win: 172		WON-LOST	WINNING	LAST 10	STRENGTH OF		OPP. STRENGTH	TEAM	ADJ		CONF.	ADJ CONF.
Average RPI Loss: 96		RECORD	PCT. RANK	GAMES	SCHEDULE		OF SCHEDULE	RPI	RPI		RPI	RPI
DIV. I ONLY		23- 9	.71875	52	6- 4		179	120	84		.5481	84
DIV. I NON-CONF.		10- 2	.83333	29	0- 0		200	145	69		.56203	72
TOTALS		RPI 1-25	RPI 26-50		W-L RECORDS		RPI 51-100		RPI 101-150		RPI 150+	
23- 9		0- 2	0- 0		OVERALL		4- 3		4- 2		15- 2	
6- 4		0- 1	0- 0		HOME		1- 1		2- 1		3- 1	
10- 3		0- 1	0- 0		AWAY		3- 2		1- 0		6- 0	
7- 2		0- 0	0- 0		NEUTRAL		0- 0		1- 1		6- 1	
10- 2		0- 0	0- 0		NON-CONFERENCE		1- 0		1- 1		8- 1	
0- 0		0- 0	0- 0		HOME		0- 0		0- 0		0- 0	
3- 0		0- 0	0- 0		AWAY		1- 0		0- 0		2- 0	
7- 2		0- 0	0- 0		NEUTRAL		0- 0		1- 1		6- 1	
13- 7		0- 2	0- 0		CONFERENCE		3- 3		3- 1		7- 1	
6- 4		0- 1	0- 0		HOME		1- 1		2- 1		3- 1	
7- 3		0- 1	0- 0		AWAY		2- 2		1- 0		4- 0	
0- 0		0- 0	0- 0		NEUTRAL		0- 0		0- 0		0- 0	
RPI S	Opponent	Score	RPI S	Opponent	Score	RPI S	Opponent	Score	RPI S	Opponent	Score	
24 A	Tulsa	1 				61 A	Houston	1 	109 N	Illinois St.	2 	
24 H	Tulsa	0 				63 H	Rice	3 1	110 H	UTEP	3 1	
						69 A	Creighton	3 1	110 H	UTEP	3 0	
						73 A	UCF	3 1	119 N	Arkansas St.	3 2	
						73 A	UCF	3 2	139 A	Memphis	3 0	
						97 A	SMU	0 	139 H	Memphis	1 	
						97 H	SMU	0 	151 A	Southern Miss.	3 1	
									151 H	Southern Miss.	0 	
									163 N	Stephen F. Austin	2 	
									169 N	Troy	3 0	
									180 A	Kennesaw St.	3 0	
									188 A	Marshall	3 1	
									188 H	Marshall	3 1	
									193 N	Drake	3 0	
									202 A	UT Martin	3 1	
									203 N	UNC Asheville	3 0	
									211 A	Tulane	3 2	
									211 H	Tulane	3 0	
									230 N	Akron	3 0	
									251 N	Eastern Ky.	3 0	
									264 N	McNeese St.	3 1	
									274 A	East Carolina	3 0	
									274 H	East Carolina	3 0	
			LAST 10 GAMES									
			139 H	Memphis	1 	110 H	UTEP	3 1				
			188 A	Marshall	3 1	110 H	UTEP	3 0				
			274 A	East Carolina	3 0	24 A	Tulsa	1 				
			211 H	Tulane	3 0	97 A	SMU	0 				
			151 H	Southern Miss.	0 	63 H	Rice	3 1				

Non-Div. I Games:

UAB

Average RPI Win: 229		WON-LOST	WINNING	LAST 10	STRENGTH OF		OPP. STRENGTH	TEAM	ADJ		CONF.	ADJ CONF.
Average RPI Loss: 69		RECORD	PCT. RANK	GAMES	SCHEDULE		OF SCHEDULE	RPI	RPI		RPI	RPI
DIV. I ONLY		21- 8	.72414	49	154		169	80	.54786		85	25
DIV. I NON-CONF.		8- 7	.53333	159	110		31	116	.529		117	26
TOTALS		RPI 1-25	RPI 26-50		W-L RECORDS		RPI 51-100		RPI 101-150		RPI 150+	
21- 8		0- 4	0- 2		OVERALL		1- 0		0- 0		20- 2	
10- 0		0- 0	0- 0		HOME		1- 0		0- 0		9- 0	
7- 5		0- 1	0- 2		AWAY		0- 0		0- 0		7- 2	
4- 3		0- 3	0- 0		NEUTRAL		0- 0		0- 0		4- 0	
8- 7		0- 4	0- 2		NON-CONFERENCE		1- 0		0- 0		7- 1	
2- 0		0- 0	0- 0		HOME		1- 0		0- 0		1- 0	
2- 4		0- 1	0- 2		AWAY		0- 0		0- 0		2- 1	
4- 3		0- 3	0- 0		NEUTRAL		0- 0		0- 0		4- 0	
13- 1		0- 0	0- 0		CONFERENCE		0- 0		0- 0		13- 1	
8- 0		0- 0	0- 0		HOME		0- 0		0- 0		8- 0	
5- 1		0- 0	0- 0		AWAY		0- 0		0- 0		5- 1	
0- 0		0- 0	0- 0		NEUTRAL		0- 0		0- 0		0- 0	
RPI S	Opponent	Score	RPI S	Opponent	Score	RPI S	Opponent	Score	RPI S	Opponent	Score	
4 N	Nebraska	0 3	28 A	Colorado St.	0 3	91 H	Yale	3 0	164 N	Maryland	3 0	
10 A	Florida St.	0 3	48 A	Ohio St.	1 3				183 A	Colorado	1 3	
13 N	Kentucky	1 3							183 N	Colorado	3 0	
24 N	Tulsa	0 3							200 A	Colgate	3 0	
									205 A	UMBC	3 2	
									205 H	UMBC	3 0	
									205 H	UMBC	3 0	
									225 A	Stony Brook	3 0	
									225 H	Stony Brook	3 0	
									225 H	Stony Brook	3 0	
									230 N	Akron	3 1	
									238 A	New Hampshire	0 3	
									238 H	New Hampshire	3 2	
									243 H	Siena	3 0	
									243 N	Siena	3 1	
									249 A	Binghamton	3 1	
									249 H	Binghamton	3 0	
									270 A	Hartford	3 0	
									270 H	Hartford	3 0	
									273 A	Fordham	3 0	
									305 A	Providence	3 1	
									305 H	Providence	3 0	
			LAST 10 GAMES									
			225 H	Stony Brook	3 0	243 H	Siena	3 0				
			205 H	UMBC	3 0	225 H	Stony Brook	3 0				
			270 H	Hartford	3 0	205 H	UMBC	3 0				
			238 H	New Hampshire	3 2	249 H	Binghamton	3 0				
			305 A	Providence	3 1	200 A	Colgate	3 0				

Non-Div. I Games:

Albany (NY)

Average RPI Win:	239	WON-LOST RECORD	WINNING PCT. RANK	LAST 10 GAMES	STRENGTH OF SCHEDULE	OPP. STRENGTH OF SCHEDULE	TEAM RPI	ADJ RPI	CONF. RPI	ADJ CONF. RPI
DIV. I ONLY		26- 7	.78788 29	8- 2	229	213	90	.54498 86	27	27
DIV. I NON-CONF.		5- 6	.45455 193	0- 1	122	42	145	.5109 136	25	25
TOTALS	RPI 1-25	RPI 26-50	W-L RECORDS	RPI 51-100	RPI 101-150	RPI 150+				
26- 7	0- 2	0- 2	OVERALL	1- 0	0- 2	25- 1				
14- 4	0- 2	0- 1	HOME	1- 0	0- 0	13- 1				
10- 2	0- 0	0- 1	AWAY	0- 0	0- 1	10- 0				
2- 1	0- 0	0- 0	NEUTRAL	0- 0	0- 1	2- 0				
5- 6	0- 2	0- 2	NON-CONFERENCE	1- 0	0- 2	4- 0				
3- 3	0- 2	0- 1	HOME	1- 0	0- 0	2- 0				
0- 2	0- 0	0- 1	AWAY	0- 0	0- 1	0- 0				
2- 1	0- 0	0- 0	NEUTRAL	0- 0	0- 1	2- 0				
21- 1	0- 0	0- 0	CONFERENCE	0- 0	0- 0	21- 1				
11- 1	0- 0	0- 0	HOME	0- 0	0- 0	11- 1				
10- 0	0- 0	0- 0	AWAY	0- 0	0- 0	10- 0				
0- 0	0- 0	0- 0	NEUTRAL	0- 0	0- 0	0- 0				
RPI S Opponent Score	RPI S Opponent Score	RPI S Opponent Score	RPI S Opponent Score							
23 H Michigan 0 3	32 H Western Mich. 2 3	98 H Appalachian St. 3 1	113 A Texas Tech 1 3							
23 H Michigan 1 3	38 A Louisville 0 3		142 N UNLV 2 3							
			182 A Tennessee St. 3 2							
			182 H Tennessee St. 3 0							
			186 N Central Ark. 3 0							
			188 H Marshall 3 0							
			202 A UT Martin 3 1							
			202 H UT Martin 3 0							
			202 H UT Martin 3 0							
			220 H George Mason 3 0							
			242 N Northwestern St. 3 0							
			251 A Eastern Ky. 3 1							
			251 H Eastern Ky. 3 0							
			257 A Austin Peay 3 1							
			257 H Austin Peay 3 1							
			259 A Southeast Mo. St. 3 1							
			259 H Southeast Mo. St. 3 0							
			259 H Southeast Mo. St. 3 2							
			261 A Jacksonville St. 3 1							
			261 H Jacksonville St. 3 0							
			275 A Eastern Ill. 3 0							
			275 H Eastern Ill. 0 3							
			278 A SIU Edwardsville 3 0							
			278 H SIU Edwardsville 3 0							
			286 A Murray St. 3 0							
			286 H Murray St. 3 0							
			298 A Tennessee Tech 3 0							
			298 A Tennessee Tech 3 0							
LAST 10 GAMES										
38 A Louisville 0 3	286 H Murray St. 3 0	275 H Eastern Ill. 0 3	298 A Tennessee Tech 3 0							
202 H UT Martin 3 0	259 H Southeast Mo. St. 3 2	251 A Eastern Ky. 3 1	286 A Murray St. 3 0							
259 H Southeast Mo. St. 3 0	251 A Eastern Ky. 3 1	278 H SIU Edwardsville 3 0	286 H Murray St. 3 0							
298 A Tennessee Tech 3 0	278 H SIU Edwardsville 3 0	275 H Eastern Ill. 0 3	298 A Tennessee Tech 3 0							
261 A Jacksonville St. 3 1	275 H Eastern Ill. 0 3									

Non-Div. I Games:

Morehead St.

Morehead St.

Average RPI Win:	178	WON-LOST	WINNING	LAST 10	STRENGTH OF	OPP. STRENGTH	TEAM	ADJ	CONF.	ADJ CONF.		
Average RPI Loss:	102	RECORD	PCT. RANK	GAMES	SCHEDULE	OF SCHEDULE	RPI	RPI	RPI	RPI		
DIV. I ONLY	20- 10	.66667	70	4- 6	125	132	81	.54432	87	14	14	
DIV. I NON-CONF.	7- 3	.7	70	0- 0	174	137	100	.54258	100	14	14	
<hr/>												
TOTALS	RPI 1-25	RPI 26-50		W-L RECORDS		RPI 51-100		RPI 101-150		RPI 150+		
20- 10	0- 0	1- 4		OVERALL		3- 2		4- 1		12- 3		
6- 3	0- 0	0- 1		HOME		1- 0		2- 0		3- 2		
9- 4	0- 0	1- 1		AWAY		1- 1		1- 1		6- 1		
5- 3	0- 0	0- 2		NEUTRAL		1- 1		1- 0		3- 0		
7- 3	0- 0	0- 2		NON-CONFERENCE		1- 1		1- 0		5- 0		
0- 0	0- 0	0- 0		HOME		0- 0		0- 0		0- 0		
3- 1	0- 0	0- 1		AWAY		1- 0		0- 0		2- 0		
4- 2	0- 0	0- 1		NEUTRAL		0- 1		1- 0		3- 0		
13- 7	0- 0	1- 2		CONFERENCE		2- 1		3- 1		7- 3		
6- 3	0- 0	0- 1		HOME		1- 0		2- 0		3- 2		
6- 3	0- 0	1- 0		AWAY		0- 1		1- 1		4- 1		
1- 1	0- 0	0- 1		NEUTRAL		1- 0		0- 0		0- 0		
RPI	S	Opponent	Score	RPI	S	Opponent	Score	RPI	S	Opponent	Score	
				27	A	Oklahoma	0 3	66	A	Arkansas	3 2	
				42	A	North Dakota St.	3 2	75	A	IPFW	1 3	
				42	H	North Dakota St.	0 3	75	H	IPFW	3 2	
				42	N	North Dakota St.	0 3	75	N	IPFW	3 2	
				44	N	Missouri St.	1 3	97	N	SMU	0 3	
										128	A Oakland	0 3
										128	H Oakland	3 1
										130	A IUPUI	3 0
										130	H IUPUI	3 1
										150	N Winthrop	3 2
										168	A South Dakota St.	3 2
										168	H South Dakota St.	1 3
										174	A South Dakota	3 2
										174	H South Dakota	2 3
										180	A Kennesaw St.	3 0
										212	A UMKC	3 1
										212	H UMKC	3 0
										218	A Southern Utah	2 3
										218	H Southern Utah	3 1
										254	A Western Ill.	3 0
										254	H Western Ill.	3 1
										256	N La.-Monroe	3 0
										264	A McNeese St.	3 2
										279	N Chattanooga	3 0
										297	N Prairie View	3 1
				LAST 10 GAMES								
				42	N	North Dakota St.	0 3	75	A	IPFW	1 3	
				75	N	IPFW	3 2	128	A	Oakland	0 3	
				218	A	Southern Utah	2 3	130	H	IUPUI	3 1	
				168	H	South Dakota St.	1 3	254	H	Western Ill.	3 1	
				42	H	North Dakota St.	0 3	174	A	South Dakota	3 2	

Non-Div. I Games:

Oral Roberts

Average RPI Win:	152	WON-LOST RECORD	WINNING PCT. RANK	LAST 10 GAMES	STRENGTH OF SCHEDULE	OPP. STRENGTH OF SCHEDULE	TEAM RPI	ADJ RPI	CONF. RPI	ADJ CONF. RPI		
DIV. I ONLY		16- 13	.55172	134	3- 7	78	74	91	.54366	88	6	6
DIV. I NON-CONF.		8- 5	.61538	109	0- 0	78	81	77	.5582	77	6	6
<hr/>												
TOTALS	RPI 1-25	RPI 26-50		W-L RECORDS		RPI 51-100		RPI 101-150		RPI 150+		
16- 13	1- 4	0- 3		OVERALL		1- 3		8- 1		6- 2		
9- 3	1- 1	0- 0		HOME		0- 2		4- 0		4- 0		
4- 7	0- 3	0- 0		AWAY		1- 1		2- 1		1- 2		
3- 3	0- 0	0- 3		NEUTRAL		0- 0		2- 0		1- 0		
<hr/>												
8- 5	0- 1	0- 3		NON-CONFERENCE		0- 0		5- 0		3- 1		
4- 0	0- 0	0- 0		HOME		0- 0		2- 0		2- 0		
1- 2	0- 1	0- 0		AWAY		0- 0		1- 0		0- 1		
3- 3	0- 0	0- 3		NEUTRAL		0- 0		2- 0		1- 0		
<hr/>												
8- 8	1- 3	0- 0		CONFERENCE		1- 3		3- 1		3- 1		
5- 3	1- 1	0- 0		HOME		0- 2		2- 0		2- 0		
3- 5	0- 2	0- 0		AWAY		1- 1		1- 1		1- 1		
0- 0	0- 0	0- 0		NEUTRAL		0- 0		0- 0		0- 0		
<hr/>												
RPI S	Opponent	Score		RPI S	Opponent	Score		RPI S	Opponent	Score		
7 A	Hawaii	0	3	39 N	Wichita St.	2	3	55 A	St. Mary's (CA)	3	1	
16 A	Pepperdine	1	3	46 N	Baylor	0	3	55 H	St. Mary's (CA)	1	3	
16 H	Pepperdine	1	3	49 N	Arizona	2	3	59 A	BYU	1	3	
25 A	San Diego	1	3					59 H	BYU	1	3	
25 H	San Diego	3	0									
<hr/>												
LAST 10 GAMES												
129 A	Loyola Marymount	3	1	25 A	San Diego	1	3					
16 A	Pepperdine	1	3	59 H	BYU	1	3					
198 H	Gonzaga	3	0	120 A	Santa Clara	1	3					
209 H	Portland	3	1	55 H	St. Mary's (CA)	1	3					
59 A	BYU	1	3	16 H	Pepperdine	1	3					

Non-Div. I Games:

San Francisco

Average RPI Win:	200	WON-LOST RECORD	WINNING PCT. RANK	LAST 10 GAMES	STRENGTH OF SCHEDULE	OPP. STRENGTH OF SCHEDULE	TEAM RPI	ADJ RPI	CONF. RPI	ADJ CONF. RPI					
Average RPI Loss:	109														
DIV. I ONLY		20- 10	.66667	70	6- 4	111	198	85	.5436	89	23	24			
DIV. I NON-CONF.		7- 8	.46667	183	0- 2	79	124	131	.51241	134	24	23			
<hr/>															
TOTALS	RPI 1-25	RPI 26-50		W-L RECORDS		RPI 51-100		RPI 101-150		RPI 150+					
20- 10	0- 1	1- 0		OVERALL		0- 4		2- 2		17- 3					
11- 2	0- 1	1- 0		HOME		0- 0		1- 1		9- 0					
7- 6	0- 0	0- 0		AWAY		0- 3		1- 1		6- 2					
2- 2	0- 0	0- 0		NEUTRAL		0- 1		0- 0		2- 1					
<hr/>															
7- 8	0- 1	1- 0		NON-CONFERENCE		0- 4		0- 1		6- 2					
4- 2	0- 1	1- 0		HOME		0- 0		0- 1		3- 0					
1- 4	0- 0	0- 0		AWAY		0- 3		0- 0		1- 1					
2- 2	0- 0	0- 0		NEUTRAL		0- 1		0- 0		2- 1					
<hr/>															
13- 2	0- 0	0- 0		CONFERENCE		0- 0		2- 1		11- 1					
7- 0	0- 0	0- 0		HOME		0- 0		1- 0		6- 0					
6- 2	0- 0	0- 0		AWAY		0- 0		1- 1		5- 1					
0- 0	0- 0	0- 0		NEUTRAL		0- 0		0- 0		0- 0					
<hr/>															
RPI S	Opponent	Score		RPI S	Opponent	Score		RPI S	Opponent	Score					
21 H	Western Ky.	0	3	38 H	Louisville	3	1	57 A	Notre Dame	0	3				
								119 H	Arkansas St.	1	3				
								61 A	Houston	0	3	123 A	Belmont	3	0
								70 A	Xavier	1	3	123 A	Belmont	1	3
								70 N	Xavier	0	3	123 H	Belmont	3	2
								152 H	Fla. Gulf Coast	3	0	152 H	Fla. Gulf Coast	3	1
								157 H	Charlotte	3	0	167 N	Valparaiso	3	1
								180 A	Kennesaw St.	3	0	180 H	Kennesaw St.	3	0
								181 A	Evansville	3	1	182 A	Tennessee St.	2	3
								186 N	Central Ark.	2	3	186 N	Central Ark.	2	3
								197 A	East Tenn. St.	2	3	197 H	East Tenn. St.	3	0
209 N	Portland	3	2	216 A	North Florida	3	0								
244 A	Jacksonville	3	0	257 H	Austin Peay	3	0								
265 A	Mercer	3	0	285 A	S.C. Upstate	3	0								
285 H	S.C. Upstate	3	0	285 H	S.C. Upstate	3	0								
294 H	Stetson	3	0	294 H	Stetson	3	0								
298 H	Tennessee Tech	3	1	298 H	Tennessee Tech	3	1								
LAST 10 GAMES															
70 A	Xavier	1	3	180 H	Kennesaw St.	3	0	294 H	Stetson	3	0				
123 A	Belmont	3	0	182 A	Tennessee St.	2	3	298 H	Tennessee Tech	3	1				
152 H	Fla. Gulf Coast	3	0	123 A	Belmont	1	3								
285 A	S.C. Upstate	3	0	152 H	Fla. Gulf Coast	3	1								
197 A	East Tenn. St.	2	3	294 H	Stetson	3	0								

Non-Div. I Games:

Lipscomb

Average RPI Win: 198		WON-LOST RECORD		WINNING PCT. RANK		LAST 10 GAMES		STRENGTH OF SCHEDULE		OPP. STRENGTH OF SCHEDULE		TEAM RPI		ADJ RPI		CONF. RPI		ADJ CONF. RPI	
Average RPI Loss: 77																			
DIV. I ONLY		20- 10		.66667 70		7- 3		132		134		83		.54255 90		15		16	
DIV. I NON-CONF.		9- 3		.75 56		1- 0		139		148		68		.56519 69		15		15	
TOTALS		RPI 1-25		RPI 26-50		W-L RECORDS		RPI 51-100		RPI 101-150		RPI 150+							
20- 10		0- 3		0- 4		OVERALL		1- 0		1- 1		18- 2							
9- 2		0- 1		0- 1		HOME		0- 0		1- 0		8- 0							
6- 6		0- 2		0- 2		AWAY		1- 0		0- 0		5- 2							
5- 2		0- 0		0- 1		NEUTRAL		0- 0		0- 1		5- 0							
9- 3		0- 0		0- 2		NON-CONFERENCE		1- 0		0- 1		8- 0							
3- 0		0- 0		0- 0		HOME		0- 0		0- 0		3- 0							
1- 1		0- 0		0- 1		AWAY		1- 0		0- 0		0- 0							
5- 2		0- 0		0- 1		NEUTRAL		0- 0		0- 1		5- 0							
11- 7		0- 3		0- 2		CONFERENCE		0- 0		1- 0		10- 2							
6- 2		0- 1		0- 1		HOME		0- 0		1- 0		5- 0							
5- 5		0- 2		0- 1		AWAY		0- 0		0- 0		5- 2							
0- 0		0- 0		0- 0		NEUTRAL		0- 0		0- 0		0- 0							
RPI S	Opponent	Score		RPI S	Opponent	Score		RPI S	Opponent	Score		RPI S	Opponent	Score					
21 A	Western Ky.	0	3	29 A	California	0	3	73 A	UCF	3	2	117 N	Auburn	2	3				
21 A	Western Ky.	0	3	33 N	Missouri	0	3					119 H	Arkansas St.	3	2				
21 H	Western Ky.	0	3	45 A	Middle Tenn.	0	3					152 H	Fla. Gulf Coast	3	0				
				45 H	Middle Tenn.	0	3					153 A	Denver	3	1				
												153 H	Denver	3	1				
												162 A	North Texas	3	1				
												166 N	Fairfield	3	0				
												169 A	Troy	3	0				
												169 H	Troy	3	1				
												187 N	UC Riverside	3	0				
												197 N	East Tenn. St.	3	1				
												211 H	Tulane	3	2				
												215 A	South Ala.	1	3				
												215 H	South Ala.	3	0				
												227 A	La.-Lafayette	2	3				
												228 H	UALR	3	0				
												244 N	Jacksonville	3	0				
												256 A	La.-Monroe	3	0				
												257 N	Austin Peay	3	0				
												258 H	Florida A&M	3	0				
												291 A	Fla. Atlantic	3	0				
												291 H	Fla. Atlantic	3	0				
				LAST 10 GAMES															
	21 A	Western Ky.	0	3		227 A	La.-Lafayette	2	3										
	153 H	Denver	3	1		256 A	La.-Monroe	3	0										
	169 A	Troy	3	0		215 H	South Ala.	3	0										
	215 A	South Ala.	1	3		169 H	Troy	3	1										
	152 H	Fla. Gulf Coast	3	0		291 H	Fla. Atlantic	3	0										

Non-Div. I Games:

FIU

Average RPI Win: 201		WON-LOST	WINNING	LAST 10	STRENGTH OF		OPP. STRENGTH	TEAM	ADJ		CONF.	ADJ CONF.
Average RPI Loss: 130		RECORD	PCT. RANK	GAMES	SCHEDULE		OF SCHEDULE	RPI	RPI		RPI	RPI
DIV. I ONLY		18- 6	.75 39	8- 2	190		177	86	.542 91		19	19
DIV. I NON-CONF.		6- 4	.6 117	0- 0	196		107	142	.50405 144		21	20
TOTALS		RPI 1-25	RPI 26-50	W-L RECORDS	RPI 51-100		RPI 101-150		RPI 150+			
18- 6	0- 0	0- 0	OVERALL	2- 2	0- 1		16- 3					
12- 1	0- 0	0- 0	HOME	1- 0	0- 1		11- 0					
5- 4	0- 0	0- 0	AWAY	0- 1	0- 0		5- 3					
1- 1	0- 0	0- 0	NEUTRAL	1- 1	0- 0		0- 0					
6- 4	0- 0	0- 0	NON-CONFERENCE	2- 2	0- 1		4- 1					
5- 1	0- 0	0- 0	HOME	1- 0	0- 1		4- 0					
0- 2	0- 0	0- 0	AWAY	0- 1	0- 0		0- 1					
1- 1	0- 0	0- 0	NEUTRAL	1- 1	0- 0		0- 0					
12- 2	0- 0	0- 0	CONFERENCE	0- 0	0- 0		12- 2					
7- 0	0- 0	0- 0	HOME	0- 0	0- 0		7- 0					
5- 2	0- 0	0- 0	AWAY	0- 0	0- 0		5- 2					
0- 0	0- 0	0- 0	NEUTRAL	0- 0	0- 0		0- 0					
RPI S	Opponent	Score	RPI S	Opponent	Score	RPI S	Opponent	Score	RPI S	Opponent	Score	
						79 N	Delaware	3 1	138 H	Utah	1 3	
						80 N	Sacred Heart	1 3	155 A	Princeton	1 3	
						85 A	Albany (NY)	0 3	155 H	Princeton	3 1	
						92 H	Army	3 2	160 A	Dartmouth	2 3	
									160 H	Dartmouth	3 0	
									164 A	Maryland	2 3	
									165 A	Columbia	3 1	
									165 H	Columbia	3 2	
									189 A	Harvard	3 0	
									189 H	Harvard	3 0	
									200 H	Colgate	3 0	
									204 H	Boston College	3 1	
									210 A	Penn	3 0	
									210 H	Penn	3 0	
									238 H	New Hampshire	3 0	
									266 A	Cornell	3 0	
									266 H	Cornell	3 0	
									268 A	Brown	3 0	
									268 H	Brown	3 0	
									301 H	Quinnipiac	3 0	
LAST 10 GAMES												
						160 A	Dartmouth	2 3	165 A	Columbia	3 1	
						189 A	Harvard	3 0	268 A	Brown	3 0	
						155 H	Princeton	3 1	210 A	Penn	3 0	
						210 H	Penn	3 0	155 A	Princeton	1 3	
						266 A	Cornell	3 0	189 H	Harvard	3 0	

Non-Div. I Games:

Yale

Average RPI Win:		165	WON-LOST RECORD		WINNING PCT. RANK		LAST 10 GAMES		STRENGTH OF SCHEDULE		OPP. STRENGTH OF SCHEDULE		TEAM RPI		ADJ RPI		CONF. RPI		ADJ CONF. RPI				
Average RPI Loss:		70																					
DIV. I ONLY			18- 12		.6 108		6- 4		120		93		93		.5415 92		9		8				
DIV. I NON-CONF.			10- 4		.71429 67		2- 0		94		98		64		.57436 65		7		7				
TOTALS		RPI 1-25		RPI 26-50		W-L RECORDS		RPI 51-100		RPI 101-150		RPI 150+											
18- 12		0- 2		0- 3		OVERALL		2- 4		7- 2		10- 1											
11- 5		0- 0		0- 2		HOME		1- 2		6- 0		5- 1											
4- 6		0- 1		0- 1		AWAY		0- 2		1- 2		3- 0											
3- 1		0- 1		0- 0		NEUTRAL		1- 0		0- 0		2- 0											
10- 4		0- 2		0- 1		NON-CONFERENCE		2- 0		3- 0		6- 1											
7- 2		0- 0		0- 1		HOME		1- 0		3- 0		3- 1											
1- 1		0- 1		0- 0		AWAY		0- 0		0- 0		1- 0											
3- 1		0- 1		0- 0		NEUTRAL		1- 0		0- 0		2- 0											
8- 8		0- 0		0- 2		CONFERENCE		0- 4		4- 2		4- 0											
5- 3		0- 0		0- 1		HOME		0- 2		3- 0		2- 0											
3- 5		0- 0		0- 1		AWAY		0- 2		1- 2		2- 0											
0- 0		0- 0		0- 0		NEUTRAL		0- 0		0- 0		0- 0											
RPI	S	Opponent		Score		RPI	S	Opponent		Score		RPI	S	Opponent		Score							
7	A	Hawaii		1	3	41	A	Long Beach St.		1	3	53	A	UC Santa Barbara		1	3	104	A	Cal Poly	0	3	
19	N	Cincinnati		0	3	41	H	Long Beach St.		0	3	53	H	UC Santa Barbara		2	3	104	H	Cal Poly	3	0	
						43	H	Duke		1	3	63	N	Rice		3	2	124	A	Cal St. Northridge	0	3	
												92	H	Army		3	0	124	H	Cal St. Northridge	3	1	
												95	A	UC Davis		0	3	129	H	Loyola Marymount	3	0	
												95	H	UC Davis		0	3	131	H	Mississippi St.	3	0	
																		133	H	Duquesne	3	0	
																		136	A	Cal St. Fullerton	3	0	
																		136	H	Cal St. Fullerton	3	2	
																		158	N	Boise St.	3	2	
																		161	A	UC Irvine	3	0	
																		161	H	UC Irvine	3	2	
																		170	H	San Jose St.	1	3	
																		173	N	Utah St.	3	0	
																		187	A	UC Riverside	3	0	
																		187	H	UC Riverside	3	0	
																		218	A	Southern Utah	3	0	
																		280	H	CSU Bakersfield	3	0	
																		283	H	Seattle	3	0	
																		283	H	Seattle	3	0	
						LAST 10 GAMES																	
						283	H	Seattle		3	0	124	A	Cal St. Northridge		0	3						
						283	H	Seattle		3	0	187	A	UC Riverside		3	0						
						95	A	UC Davis		0	3	53	H	UC Santa Barbara		2	3						
						136	H	Cal St. Fullerton		3	2	104	H	Cal Poly		3	0						
						41	H	Long Beach St.		0	3	161	A	UC Irvine		3	0						

Non-Div. I Games:

Pacific

Average RPI Win:	242	WON-LOST RECORD	WINNING PCT. RANK	LAST 10 GAMES	STRENGTH OF SCHEDULE	OPP. STRENGTH OF SCHEDULE	TEAM RPI	ADJ RPI	CONF. RPI	ADJ CONF. RPI	
Average RPI Loss:	93										
DIV. I ONLY		23- 8	.74194 44	8- 2	187	263	93	.5415 92	26	26	
DIV. I NON-CONF.		10- 5	.66667 81	1- 0	147	219	113	.53552 112	28	27	
<hr/>											
TOTALS	RPI 1-25	RPI 26-50		W-L RECORDS	RPI 51-100		RPI 101-150		RPI 150+		
23- 8	0- 0	0- 0		OVERALL	0- 7		1- 1		22- 0		
12- 3	0- 0	0- 0		HOME	0- 3		0- 0		12- 0		
8- 4	0- 0	0- 0		AWAY	0- 4		0- 0		8- 0		
3- 1	0- 0	0- 0		NEUTRAL	0- 0		1- 1		2- 0		
<hr/>											
10- 5	0- 0	0- 0		NON-CONFERENCE	0- 4		1- 1		9- 0		
6- 2	0- 0	0- 0		HOME	0- 2		0- 0		6- 0		
2- 2	0- 0	0- 0		AWAY	0- 2		0- 0		2- 0		
2- 1	0- 0	0- 0		NEUTRAL	0- 0		1- 1		1- 0		
<hr/>											
13- 3	0- 0	0- 0		CONFERENCE	0- 3		0- 0		13- 0		
6- 1	0- 0	0- 0		HOME	0- 1		0- 0		6- 0		
6- 2	0- 0	0- 0		AWAY	0- 2		0- 0		6- 0		
1- 0	0- 0	0- 0		NEUTRAL	0- 0		0- 0		1- 0		
<hr/>											
RPI S	Opponent	Score	RPI S	Opponent	Score	RPI S	Opponent	Score	RPI S	Opponent	Score
						66 H	Arkansas	0 3	131 N	Mississippi St.	1 3
						80 H	Sacred Heart	0 3	133 N	Duquesne	3 2
						91 A	Yale	2 3	160 H	Dartmouth	3 1
						92 A	Pacific	0 3	178 A	Lehigh	3 1
						94 A	American	1 3	178 H	Lehigh	3 1
						94 A	American	1 3	178 N	Lehigh	3 0
						94 H	American	2 3	200 A	Colgate	3 2
									200 H	Colgate	3 2
									212 H	UMKC	3 2
									231 H	Marist	3 0
									238 N	New Hampshire	3 2
									239 H	NJIT	3 1
									245 A	Manhattan	3 0
									260 H	Bryant	3 1
									270 H	Hartford	3 0
									277 A	Holy Cross	3 0
									277 H	Holy Cross	3 0
									288 A	Bucknell	3 0
									288 H	Bucknell	3 0
									301 A	Quinnipiac	3 1
									303 A	Lafayette	3 0
									303 H	Lafayette	3 1
									309 A	Navy	3 0
									309 H	Navy	3 0
LAST 10 GAMES											
			94 A	American	1 3	309 A	Navy	3 0			
			178 N	Lehigh	3 0	277 H	Holy Cross	3 0			
			288 H	Bucknell	3 0	245 A	Manhattan	3 0			
			200 H	Colgate	3 2	178 H	Lehigh	3 1			
			94 A	American	1 3	303 H	Lafayette	3 1			

Non-Div. I Games:

Army

Average RPI Win: 234		WON-LOST RECORD		WINNING PCT. RANK		LAST 10 GAMES		STRENGTH OF SCHEDULE		OPP. STRENGTH OF SCHEDULE		TEAM RPI		ADJ RPI		CONF. RPI		ADJ CONF. RPI	
Average RPI Loss: 76																			
DIV. I ONLY		23- 10		.69697 62		10- 0		164		225		97		.54007 94		26		26	
DIV. I NON-CONF.		8- 9		.47059 182		1- 0		124		136		153		.50395 145		28		27	
TOTALS		RPI 1-25		RPI 26-50		W-L RECORDS		RPI 51-100		RPI 101-150		RPI 150+							
23- 10		0- 2		0- 2		OVERALL		3- 3		2- 2		18- 1							
12- 5		0- 1		0- 2		HOME		2- 1		0- 1		10- 0							
9- 2		0- 0		0- 0		AWAY		1- 1		0- 0		8- 1							
2- 3		0- 1		0- 0		NEUTRAL		0- 1		2- 1		0- 0							
8- 9		0- 2		0- 2		NON-CONFERENCE		0- 3		2- 2		6- 0							
3- 5		0- 1		0- 2		HOME		0- 1		0- 1		3- 0							
3- 1		0- 0		0- 0		AWAY		0- 1		0- 0		3- 0							
2- 3		0- 1		0- 0		NEUTRAL		0- 1		2- 1		0- 0							
15- 1		0- 0		0- 0		CONFERENCE		3- 0		0- 0		12- 1							
9- 0		0- 0		0- 0		HOME		2- 0		0- 0		7- 0							
6- 1		0- 0		0- 0		AWAY		1- 0		0- 0		5- 1							
0- 0		0- 0		0- 0		NEUTRAL		0- 0		0- 0		0- 0							
RPI S	Opponent	Score		RPI S	Opponent	Score		RPI S	Opponent	Score		RPI S	Opponent	Score					
9 N	Tennessee	0	3	30 H	Oregon	0	3	65 A	Virginia Tech	0	3	110 N	UTEP	1	3				
21 H	Western Ky.	0	3	33 H	Missouri	1	3	92 A	Army	3	2	116 H	George Washington	1	3				
								92 H	Army	3	1	125 N	Georgetown	3	1				
								92 H	Army	3	1	148 N	Niagara	3	1				
								96 N	Seton Hall	0	3	178 A	Lehigh	0	3				
								99 H	Villanova	0	3	178 H	Lehigh	3	0				
												200 A	Colgate	3	1				
												200 H	Colgate	3	1				
												200 H	Colgate	3	1				
												220 A	George Mason	3	0				
												266 H	Cornell	3	1				
												277 A	Holy Cross	3	1				
												277 H	Holy Cross	3	0				
												288 A	Bucknell	3	0				
												288 H	Bucknell	3	0				
												290 A	Loyola Maryland	3	1				
												295 H	Morgan St.	3	2				
												303 A	Lafayette	3	0				
												303 H	Lafayette	3	1				
												306 H	Howard	3	0				
												309 A	Navy	3	0				
												309 H	Navy	3	0				
												321 A	Coppin St.	3	0				
				LAST 10 GAMES															
						92 H	Army	3	1			277 H	Holy Cross	3	0				
						200 H	Colgate	3	1			309 H	Navy	3	0				
						303 H	Lafayette	3	1			288 A	Bucknell	3	0				
						178 H	Lehigh	3	0			200 A	Colgate	3	1				
						92 H	Army	3	1			306 H	Howard	3	0				

Non-Div. I Games:

American

Average RPI Win:	148	WON-LOST RECORD	WINNING PCT. RANK	LAST 10 GAMES	STRENGTH OF SCHEDULE	OPP. STRENGTH OF SCHEDULE	TEAM RPI	ADJ RPI	CONF. RPI	ADJ CONF. RPI	
DIV. I ONLY	21- 10	.67742	68	3- 7	197	81	95	.53962	95	9	8
DIV. I NON-CONF.	14- 1	.93333	11	0- 0	198	84	48	.59892	49	7	7
<hr/>											
TOTALS	RPI 1-25	RPI 26-50		W-L RECORDS	RPI 51-100		RPI 101-150		RPI 150+		
21- 10	1- 0	1- 3		OVERALL	4- 1		4- 4		11- 2		
9- 2	0- 0	0- 1		HOME	2- 0		2- 1		5- 0		
5- 7	1- 0	0- 1		AWAY	1- 1		1- 3		2- 2		
7- 1	0- 0	1- 1		NEUTRAL	1- 0		1- 0		4- 0		
<hr/>											
14- 1	1- 0	1- 1		NON-CONFERENCE	1- 0		2- 0		9- 0		
3- 0	0- 0	0- 0		HOME	0- 0		0- 0		3- 0		
4- 0	1- 0	0- 0		AWAY	0- 0		1- 0		2- 0		
7- 1	0- 0	1- 1		NEUTRAL	1- 0		1- 0		4- 0		
<hr/>											
7- 9	0- 0	0- 2		CONFERENCE	3- 1		2- 4		2- 2		
6- 2	0- 0	0- 1		HOME	2- 0		2- 1		2- 0		
1- 7	0- 0	0- 1		AWAY	1- 1		0- 3		0- 2		
0- 0	0- 0	0- 0		NEUTRAL	0- 0		0- 0		0- 0		
<hr/>											
RPI S	Opponent	Score		RPI S	Opponent	Score		RPI S	Opponent	Score	
24 A	Tulsa	3 0		33 N	Missouri	3 1		53 A	UC Santa Barbara	2 3	
				41 A	Long Beach St.	0 3		53 H	UC Santa Barbara	3 1	
				41 H	Long Beach St.	1 3		78 N	UTSA	3 0	
				42 N	North Dakota St.	1 3		92 A	Pacific	3 0	
								92 H	Pacific	3 0	

Non-Div. I Games:

UC Davis

Average RPI Win:		172	WON-LOST RECORD		WINNING PCT. RANK		LAST 10 GAMES		STRENGTH OF SCHEDULE		OPP. STRENGTH OF SCHEDULE		TEAM RPI		ADJ RPI		CONF. RPI		ADJ CONF. RPI	
DIV. I ONLY			17- 13		.56667 127		4- 6		94		106		96		.53819 96		12		12	
DIV. I NON-CONF.			9- 6		.6 117		0- 0		61		115		73		.55833 76		11		11	
TOTALS		RPI 1-25		RPI 26-50		W-L RECORDS		RPI 51-100		RPI 101-150		RPI 150+								
17- 13		1- 1		0- 5		OVERALL		2- 3		3- 2		11- 2								
8- 3		1- 0		0- 1		HOME		1- 1		1- 1		5- 0								
7- 7		0- 0		0- 3		AWAY		0- 2		1- 1		6- 1								
2- 3		0- 1		0- 1		NEUTRAL		1- 0		1- 0		0- 1								
9- 6		0- 1		0- 2		NON-CONFERENCE		1- 2		2- 0		6- 1								
4- 1		0- 0		0- 0		HOME		0- 1		1- 0		3- 0								
3- 2		0- 0		0- 1		AWAY		0- 1		0- 0		3- 0								
2- 3		0- 1		0- 1		NEUTRAL		1- 0		1- 0		0- 1								
8- 7		1- 0		0- 3		CONFERENCE		1- 1		1- 2		5- 1								
4- 2		1- 0		0- 1		HOME		1- 0		0- 1		2- 0								
4- 5		0- 0		0- 2		AWAY		0- 1		1- 1		3- 1								
0- 0		0- 0		0- 0		NEUTRAL		0- 0		0- 0		0- 0								
RPI	S	Opponent		Score		RPI	S	Opponent		Score		RPI	S	Opponent		Score				
9	N	Tennessee		0	3	31	N	North Carolina		0	3	111	A	Syracuse		1	3			
19	H	Cincinnati		3	0	32	A	Western Mich.		1	3	125	H	Georgetown		2	3			
						38	H	Louisville		0	3	126	A	Pittsburgh		3	1			
						40	A	Marquette		2	3	145	N	Liberty		3	1			
						40	A	Marquette		0	3	147	H	Long Island		3	0			
												154	A	South Fla.		3	1			
												155	A	Princeton		3	0			
												179	H	Hofstra		3	0			
												185	H	Connecticut		3	2			
												194	A	West Virginia		3	1			
												200	A	Colgate		3	1			
												204	H	Boston College		3	2			
												213	N	Buffalo		0	3			
												236	A	Rutgers		0	3			
												239	H	NJIT		3	0			
												252	H	St. John's (NY)		3	2			
												255	A	DePaul		3	0			
												273	A	Fordham		3	1			
LAST 10 GAMES																				
40 A Marquette						0	3	99 H Villanova						3	2					
185 H Connecticut						3	2	125 H Georgetown						2	3					
252 H St. John's (NY)						3	2	111 A Syracuse						1	3					
255 A DePaul						3	0	40 A Marquette						2	3					
57 A Notre Dame						1	3	236 A Rutgers						0	3					

Non-Div. I Games:

Seton Hall

Non-Div. I Games:

Loss, Non-Conf, S Site, H Home, A Away, N Neutral Page 100

Average RPI Win: 180		WON-LOST RECORD		WINNING PCT. RANK		LAST 10 GAMES		STRENGTH OF SCHEDULE		OPP. STRENGTH OF SCHEDULE		TEAM RPI		ADJ RPI		CONF. RPI		ADJ CONF. RPI	
DIV. I ONLY		21- 11		.65625 78		6- 4		118		161		89		.53262 98		18		18	
DIV. I NON-CONF.		8- 6		.57143 138		0- 0		128		93		124		.52163 128		20		21	
TOTALS		RPI 1-25		RPI 26-50		W-L RECORDS		RPI 51-100		RPI 101-150		RPI 150+							
21- 11		0- 0		0- 2		OVERALL		3- 3		5- 1		13- 5							
11- 2		0- 0		0- 0		HOME		2- 0		1- 0		8- 2							
6- 5		0- 0		0- 1		AWAY		1- 2		2- 0		3- 2							
4- 4		0- 0		0- 1		NEUTRAL		0- 1		2- 1		2- 1							
8- 6		0- 0		0- 2		NON-CONFERENCE		0- 1		3- 1		5- 2							
4- 1		0- 0		0- 0		HOME		0- 0		1- 0		3- 1							
1- 2		0- 0		0- 1		AWAY		0- 1		1- 0		0- 0							
3- 3		0- 0		0- 1		NEUTRAL		0- 0		1- 1		2- 1							
13- 5		0- 0		0- 0		CONFERENCE		3- 2		2- 0		8- 3							
7- 1		0- 0		0- 0		HOME		2- 0		0- 0		5- 1							
5- 3		0- 0		0- 0		AWAY		1- 1		1- 0		3- 2							
1- 1		0- 0		0- 0		NEUTRAL		0- 1		1- 0		0- 0							
RPI S	Opponent	Score		RPI S	Opponent	Score		RPI S	Opponent	Score		RPI S	Opponent	Score					
32	N Western Mich.	1	3	62	A Samford	3	2	105	A James Madison	3	0								
47	A Kansas	0	3	62	H Samford	3	1	112	H North Carolina St.	3	1								
				64	H Furman	3	0	123	N Belmont	3	0								
				71	A Col. of Charleston	0	3	125	N Georgetown	0	3								
				71	N Col. of Charleston	1	3	132	A Ga. Southern	3	1								
				86	A Morehead St.	1	3	132	N Ga. Southern	3	2								
								157	H Charlotte	2	3								
								168	N South Dakota St.	1	3								
								171	H Wake Forest	3	0								
								175	A Elon	1	3								
								175	H Elon	3	0								
								180	H Kennesaw St.	3	0								
								196	H Davidson	2	3								
								197	N East Tenn. St.	3	1								
								220	N George Mason	3	1								
								223	A Western Caro.	1	3								
								223	H Western Caro.	3	0								
								237	A UNC Greensboro	3	1								
								237	H UNC Greensboro	3	1								
								240	H William & Mary	3	2								
								272	H Wofford	3	0								
								279	A Chattanooga	3	1								
								279	H Chattanooga	3	0								
								282	A Citadel	3	1								
LAST 10 GAMES																			
71	N Col. of Charleston	1	3	196	H Davidson	2	3	279	H Chattanooga	3	0								
132	N Ga. Southern	3	2	175	H Elon	3	0	282	A Citadel	3	1								
62	A Samford	3	2	237	H UNC Greensboro	3	1												
279	A Chattanooga	3	1	282	A Citadel	3	1												
223	A Western Caro.	1	3	71	A Col. of Charleston	0	3												

Non-Div. I Games:

Appalachian St.

Average RPI Win:	181	WON-LOST RECORD	WINNING PCT. RANK	LAST 10 GAMES	STRENGTH OF SCHEDULE	OPP. STRENGTH OF SCHEDULE	TEAM RPI	ADJ RPI	CONF. RPI	ADJ CONF. RPI			
DIV. I ONLY		17- 13	.56667	127	5- 5	113	98	102	.52962	99	12	12	
DIV. I NON-CONF.		9- 6	.6	117	1- 0	95	99	97	.54365	98	11	11	
<hr/>													
TOTALS	RPI 1-25	RPI 26-50		W-L RECORDS		RPI 51-100		RPI 101-150		RPI 150+			
17- 13	0- 4	0- 3		OVERALL		3- 3		2- 1		12- 2			
7- 4	0- 1	0- 1		HOME		1- 1		2- 0		4- 1			
7- 5	0- 1	0- 1		AWAY		2- 1		0- 1		5- 1			
3- 4	0- 2	0- 1		NEUTRAL		0- 1		0- 0		3- 0			
<hr/>													
9- 6	0- 2	0- 1		NON-CONFERENCE		2- 2		0- 0		7- 1			
3- 1	0- 0	0- 0		HOME		1- 1		0- 0		2- 0			
3- 2	0- 1	0- 0		AWAY		1- 0		0- 0		2- 1			
3- 3	0- 1	0- 1		NEUTRAL		0- 1		0- 0		3- 0			
<hr/>													
8- 7	0- 2	0- 2		CONFERENCE		1- 1		2- 1		5- 1			
4- 3	0- 1	0- 1		HOME		0- 0		2- 0		2- 1			
4- 3	0- 0	0- 1		AWAY		1- 1		0- 1		3- 0			
0- 1	0- 1	0- 0		NEUTRAL		0- 0		0- 0		0- 0			
<hr/>													
RPI S	Opponent	Score	RPI S	Opponent	Score	RPI S	Opponent	Score	RPI S	Opponent	Score		
9 A	Tennessee	0 3	33 N	Missouri	2 3	51 N	Ohio	2 3	111 A	Syracuse	1 3		
19 H	Cincinnati	2 3	38 H	Louisville	2 3	56 H	TCU	1 3	125 H	Georgetown	3 0		
19 N	Cincinnati	0 3	40 A	Marquette	0 3	57 A	Notre Dame	3 1	126 H	Pittsburgh	3 1		
21 N	Western Ky.	0 3				79 H	Delaware	3 1	152 A	Fla. Gulf Coast	3 1		
						94 A	American	3 0	154 A	South Fla.	3 1		
						96 A	Seton Hall	2 3	164 N	Maryland	3 1		
									185 H	Connecticut	3 1		
									194 H	West Virginia	3 0		
									200 H	Colgate	3 0		
									210 A	Penn	3 1		
									236 A	Rutgers	3 0		
									240 A	William & Mary	2 3		
									246 N	Temple	3 0		
									252 H	St. John's (NY)	0 3		
									255 A	DePaul	3 2		
									290 H	Loyola Maryland	3 0		
									308 N	La Salle	3 0		
<hr/>													
LAST 10 GAMES													
19 N Cincinnati						0 3	96 A Seton Hall						2 3
19 H Cincinnati						2 3	236 A Rutgers						3 0
38 H Louisville						2 3	252 H St. John's (NY)						0 3
152 A Fla. Gulf Coast						3 1	185 H Connecticut						3 1
154 A South Fla.						3 1	125 H Georgetown						3 0

Non-Div. I Games:

Villanova

Average RPI Win:		165	WON-LOST	WINNING	LAST 10	STRENGTH OF		OPP. STRENGTH	TEAM	ADJ	CONF.	ADJ CONF.
Average RPI Loss:		93	RECORD	PCT. RANK	GAMES	SCHEDULE		OF SCHEDULE	RPI	RPI	RPI	RPI
DIV. I ONLY		18- 10		.64286	90	6- 4		180	89	101	.52841	100
DIV. I NON-CONF.		8- 5		.61538	109	1- 1		272	71	166	.48592	168
TOTALS		RPI 1-25		RPI 26-50		W-L RECORDS		RPI 51-100		RPI 101-150		RPI 150+
18- 10	0- 1			0- 3		OVERALL		3- 2		5- 2		10- 2
11- 2	0- 0			0- 1		HOME		2- 1		4- 0		5- 0
6- 5	0- 1			0- 1		AWAY		1- 1		1- 1		4- 1
1- 3	0- 0			0- 1		NEUTRAL		0- 0		0- 1		1- 1
8- 5	0- 1			0- 1		NON-CONFERENCE		0- 1		2- 0		6- 2
5- 1	0- 0			0- 0		HOME		0- 1		2- 0		3- 0
2- 2	0- 1			0- 0		AWAY		0- 0		0- 0		2- 1
1- 2	0- 0			0- 1		NEUTRAL		0- 0		0- 0		1- 1
10- 5	0- 0			0- 2		CONFERENCE		3- 1		3- 2		4- 0
6- 1	0- 0			0- 1		HOME		2- 0		2- 0		2- 0
4- 3	0- 0			0- 1		AWAY		1- 1		1- 1		2- 0
0- 1	0- 0			0- 0		NEUTRAL		0- 0		0- 1		0- 0
RPI S	Opponent	Score	RPI S	Opponent	Score	RPI S	Opponent	Score	RPI S	Opponent	Score	
25 A	San Diego	2 3	28 A	Colorado St.	0 3	53 H	UC Santa Barbara	1 3	118 A	New Mexico	3 2	
			28 H	Colorado St.	1 3	56 A	TCU	3 2	118 H	New Mexico	3 1	
			47 N	Kansas	1 3	56 H	TCU	3 0	126 H	Pittsburgh	3 1	
						83 A	Wyoming	2 3	136 H	Cal St. Fullerton	3 2	
						83 H	Wyoming	3 0	142 A	UNLV	0 3	
									142 H	UNLV	3 1	
									142 N	UNLV	0 3	
									158 A	Boise St.	3 0	
									158 H	Boise St.	3 0	
									161 H	UC Irvine	3 1	
									167 N	Valparaiso	0 3	
									187 A	UC Riverside	3 1	
									209 H	Portland	3 2	
									211 A	Tulane	2 3	
									240 N	William & Mary	3 0	
									248 A	Air Force	3 0	
									248 H	Air Force	3 0	
									255 A	DePaul	3 0	
									263 H	Nevada	3 0	
LAST 10 GAMES												
			126 H	Pittsburgh	3 1	56 H	TCU	3 0				
			53 H	UC Santa Barbara	1 3	118 H	New Mexico	3 1				
			142 N	UNLV	0 3	83 A	Wyoming	2 3				
			248 A	Air Force	3 0	28 A	Colorado St.	0 3				
			158 A	Boise St.	3 0	142 H	UNLV	3 1				























Non-Div. I Games:

San Diego St.

Average RPI Win:	140	WON-LOST RECORD	WINNING PCT. RANK	LAST 10 GAMES	STRENGTH OF SCHEDULE	OPP. STRENGTH OF SCHEDULE	TEAM RPI	ADJ RPI	CONF. RPI	ADJ CONF. RPI	
DIV. I ONLY		11- 17	.39286 222	6- 4	39	32	111	.52767 101	4	4	
DIV. I NON-CONF.		4- 4	.5 164	0- 0	42	43	74	.56509 70	4	4	
<hr/>											
TOTALS	RPI 1-25	RPI 26-50		W-L RECORDS	RPI 51-100		RPI 101-150		RPI 150+		
11- 17	0- 8	0- 2		OVERALL	3- 2		5- 5		3- 0		
7- 6	0- 3	0- 0		HOME	2- 1		3- 2		2- 0		
3- 9	0- 4	0- 1		AWAY	1- 1		2- 3		0- 0		
1- 2	0- 1	0- 1		NEUTRAL	0- 0		0- 0		1- 0		
<hr/>											
4- 4	0- 2	0- 2		NON-CONFERENCE	1- 0		0- 0		3- 0		
3- 0	0- 0	0- 0		HOME	1- 0		0- 0		2- 0		
0- 2	0- 1	0- 1		AWAY	0- 0		0- 0		0- 0		
1- 2	0- 1	0- 1		NEUTRAL	0- 0		0- 0		1- 0		
<hr/>											
7- 13	0- 6	0- 0		CONFERENCE	2- 2		5- 5		0- 0		
4- 6	0- 3	0- 0		HOME	1- 1		3- 2		0- 0		
3- 7	0- 3	0- 0		AWAY	1- 1		2- 3		0- 0		
0- 0	0- 0	0- 0		NEUTRAL	0- 0		0- 0		0- 0		
<hr/>											
RPI S	Opponent	Score	RPI S	Opponent	Score	RPI S	Opponent	Score	RPI S	Opponent	Score
2 A	Texas	1 3	38 A	Louisville	0 3	66 A	Arkansas	0 3	115 A	South Carolina	3 0
9 A	Tennessee	2 3	39 N	Wichita St.	1 3	66 H	Arkansas	3 2	115 H	South Carolina	1 3
9 H	Tennessee	2 3				67 A	LSU	3 2	117 A	Auburn	0 3
13 A	Kentucky	1 3				67 H	LSU	2 3	117 H	Auburn	3 1
13 H	Kentucky	2 3				81 H	Northwestern	3 1	121 A	Georgia	1 3
16 N	Pepperdine	0 3							121 H	Georgia	3 0
20 A	Florida	0 3							131 A	Mississippi St.	3 0
20 H	Florida	0 3							131 H	Mississippi St.	2 3
									149 A	Alabama	1 3
									149 H	Alabama	3 0
									186 H	Central Ark.	3 0
									228 H	UALR	3 0
									275 N	Eastern Ill.	3 2
<hr/>											
LAST 10 GAMES											
149 H Alabama 3 0						115 A South Carolina 3 0					
131 A Mississippi St. 3 0						121 H Georgia 3 0					
13 H Kentucky 2 3						117 H Auburn 3 1					
9 H Tennessee 2 3						67 A LSU 3 2					
20 A Florida 0 3						66 A Arkansas 0 3					

Non-Div. I Games:

Ole Miss

Average RPI Win: 146		WON-LOST	WINNING	LAST 10	STRENGTH OF		OPP. STRENGTH	TEAM	ADJ	CONF.	ADJ CONF.
Average RPI Loss: 61		RECORD	PCT. RANK	GAMES	SCHEDULE		OF SCHEDULE	RPI	RPI	RPI	RPI
DIV. I ONLY		16- 16	.5	152	4- 6		98	35	107	.52569	103
DIV. I NON-CONF.		8- 2	.8	40	0- 0		249	138	109	.53311	114
TOTALS		RPI 1-25	RPI 26-50		W-L RECORDS		RPI 51-100		RPI 101-150		RPI 150+
16- 16	0- 6	3- 6		OVERALL		2- 0		4- 1		7- 3	
8- 6	0- 3	1- 3		HOME		0- 0		3- 0		4- 0	
5- 9	0- 3	2- 3		AWAY		1- 0		1- 1		1- 2	
3- 1	0- 0	0- 0		NEUTRAL		1- 0		0- 0		2- 1	
8- 2	0- 0	1- 0		NON-CONFERENCE		2- 0		1- 0		4- 2	
3- 0	0- 0	0- 0		HOME		0- 0		1- 0		2- 0	
2- 1	0- 0	1- 0		AWAY		1- 0		0- 0		0- 1	
3- 1	0- 0	0- 0		NEUTRAL		1- 0		0- 0		2- 1	
8- 14	0- 6	2- 6		CONFERENCE		0- 0		3- 1		3- 1	
5- 6	0- 3	1- 3		HOME		0- 0		2- 0		2- 0	
3- 8	0- 3	1- 3		AWAY		0- 0		1- 1		1- 1	
0- 0	0- 0	0- 0		NEUTRAL		0- 0		0- 0		0- 0	
RPI S	Opponent	Score	RPI S	Opponent	Score	RPI S	Opponent	Score	RPI S	Opponent	Score
8 A	Southern California	0 	29 A	California	3 2	83 A	Wyoming	3 2	129 H	Loyola Marymount	3 1
8 H	Southern California	0 	29 H	California	1 	97 N	SMU	3 2	138 A	Utah	3 0
15 A	UCLA	0 	30 A	Oregon	0 				138 H	Utah	3 0
15 H	UCLA	1 	30 H	Oregon	3 0				141 A	Arizona St.	0 
18 A	Stanford	1 	35 A	Washington	0 				141 H	Arizona St.	3 2
18 H	Stanford	1 	35 H	Washington	0 				156 A	Washington St.	0 
			41 A	Long Beach St.	3 2				156 H	Washington St.	3 2
			49 A	Arizona	0 				173 N	Utah St.	3 0
			49 H	Arizona	1 				174 N	South Dakota	2 
									183 A	Colorado	3 0
									183 H	Colorado	3 2
									198 A	Gonzaga	2 
									255 N	DePaul	3 0
									280 H	CSU Bakersfield	3 0
									283 H	Seattle	3 0
LAST 10 GAMES											
30 A	Oregon	0 	8 H	Southern California	0 						
30 H	Oregon	3 0	141 A	Arizona St.	0 						
18 A	Stanford	1 	49 A	Arizona	0 						
29 A	California	3 2	138 H	Utah	3 0						
15 H	UCLA	1 	183 H	Colorado	3 2						

Non-Div. I Games:

Oregon St.

Average RPI Win: 202		WON-LOST	WINNING	LAST 10	STRENGTH OF		OPP. STRENGTH	TEAM	ADJ	CONF.	ADJ CONF.
Average RPI Loss: 122		RECORD	PCT. RANK	GAMES	SCHEDULE		OF SCHEDULE	RPI	RPI	RPI	RPI
DIV. I ONLY		20- 11	.64516	85	5- 5		145	194	99	.52498	105
DIV. I NON-CONF.		11- 4	.73333	60	1- 0		120	244	75	.55526	80
TOTALS		RPI 1-25	RPI 26-50		W-L RECORDS		RPI 51-100		RPI 101-150		RPI 150+
20- 11	0- 0	0- 1		OVERALL		1- 5		4- 2		15- 3	
10- 5	0- 0	0- 0		HOME		0- 3		2- 2		8- 0	
6- 5	0- 0	0- 0		AWAY		0- 2		2- 0		4- 3	
4- 1	0- 0	0- 1		NEUTRAL		1- 0		0- 0		3- 0	
11- 4	0- 0	0- 1		NON-CONFERENCE		1- 1		1- 1		9- 1	
6- 2	0- 0	0- 0		HOME		0- 1		1- 1		5- 0	
2- 1	0- 0	0- 0		AWAY		0- 0		0- 0		2- 1	
3- 1	0- 0	0- 1		NEUTRAL		1- 0		0- 0		2- 0	
9- 7	0- 0	0- 0		CONFERENCE		0- 4		3- 1		6- 2	
4- 3	0- 0	0- 0		HOME		0- 2		1- 1		3- 0	
4- 4	0- 0	0- 0		AWAY		0- 2		2- 0		2- 2	
1- 0	0- 0	0- 0		NEUTRAL		0- 0		0- 0		1- 0	
RPI S	Opponent	Score	RPI S	Opponent	Score	RPI S	Opponent	Score	RPI S	Opponent	Score
			36 N	Dayton	0 3	52 N	North Dakota	3 2	122 A	Towson	3 1
						76 H	Northeastern	2 3	122 H	Towson	1 3
						79 A	Delaware	2 3	125 H	Georgetown	2 3
						79 A	Delaware	1 3	145 H	Liberty	3 1
						79 H	Delaware	2 3	146 A	VCU	3 0
						98 H	Appalachian St.	0 3	146 H	VCU	3 1
									178 H	Lehigh	3 2
									179 H	Hofstra	3 0
									191 A	Georgia St.	1 3
									191 N	Georgia St.	3 0
									196 N	Davidson	3 1
									197 H	East Tenn. St.	3 0
									220 A	George Mason	3 2
									220 H	George Mason	3 0
									222 A	Green Bay	2 3
									224 A	Radford	3 1
									229 H	Robert Morris	3 0
									232 A	UNC Wilmington	1 3
									240 A	William & Mary	3 0
									240 H	William & Mary	3 0
									253 N	Wright St.	3 0
									276 H	Coastal Caro.	3 0
									292 A	High Point	3 0
									302 H	Norfolk St.	3 0
LAST 10 GAMES			79 A	Delaware	2 3	302 H	Norfolk St.	3 0			
			191 N	Georgia St.	3 0	191 A	Georgia St.	1 3			
			122 H	Towson	1 3	232 A	UNC Wilmington	1 3			
			79 H	Delaware	2 3	240 A	William & Mary	3 0			
			220 A	George Mason	3 2	146 A	VCU	3 0			

Non-Div. I Games:

James Madison

Average RPI Win:		227	WON-LOST RECORD		WINNING PCT. RANK	LAST 10 GAMES	STRENGTH OF SCHEDULE		OPP. STRENGTH OF SCHEDULE	TEAM RPI	ADJ RPI	CONF. RPI	ADJ CONF. RPI
Average RPI Loss:		83											
DIV. I ONLY		22- 9			.70968 56	6- 4	221		219	108	.52408 106	22	21
DIV. I NON-CONF.		14- 5			.73684 59	1- 0	189		196	104	.53585 111	23	24
TOTALS		RPI 1-25	RPI 26-50		W-L RECORDS		RPI 51-100		RPI 101-150		RPI 150+		
22- 9		0- 1	0- 0		OVERALL		2- 6		2- 1		18- 1		
10- 2		0- 0	0- 0		HOME		1- 1		2- 0		7- 1		
7- 5		0- 1	0- 0		AWAY		1- 3		0- 1		6- 0		
5- 2		0- 0	0- 0		NEUTRAL		0- 2		0- 0		5- 0		
14- 5		0- 1	0- 0		NON-CONFERENCE		2- 3		1- 0		11- 1		
6- 1		0- 0	0- 0		HOME		1- 0		1- 0		4- 1		
4- 2		0- 1	0- 0		AWAY		1- 1		0- 0		3- 0		
4- 2		0- 0	0- 0		NEUTRAL		0- 2		0- 0		4- 0		
8- 4		0- 0	0- 0		CONFERENCE		0- 3		1- 1		7- 0		
4- 1		0- 0	0- 0		HOME		0- 1		1- 0		3- 0		
3- 3		0- 0	0- 0		AWAY		0- 2		0- 1		3- 0		
1- 0		0- 0	0- 0		NEUTRAL		0- 0		0- 0		1- 0		
RPI S	Opponent	Score	RPI S	Opponent	Score	RPI S	Opponent	Score	RPI S	Opponent	Score		
17 A	Texas A&M	0 3				52 A	North Dakota	2 3	107 A	Utah Valley	1 3		
						52 A	North Dakota	1 3	107 H	Utah Valley	3 1		
						52 H	North Dakota	1 3	137 H	Sam Houston St.	3 2		
						60 N	New Mexico St.	0 3	151 H	Southern Miss.	3 1		
						63 A	Rice	0 3	162 N	North Texas	3 1		
						72 A	Texas St.	3 2	163 A	Stephen F. Austin	3 1		
						77 N	Georgia Tech	0 3	221 H	A&M-Corpus Christi	3 2		
						78 H	UTSA	3 2	227 N	La.-Lafayette	3 0		
									239 A	NJIT	3 1		
									239 H	NJIT	3 0		
									241 A	Lamar	3 0		
									242 N	Northwestern St.	3 1		
									267 H	Louisiana Tech	2 3		
									284 A	Tex.-Pan American	3 0		
									284 H	Tex.-Pan American	3 0		
									284 N	Tex.-Pan American	3 0		
									297 A	Prairie View	3 0		
									297 H	Prairie View	3 0		
									311 H	Southeastern La.	3 0		
									317 A	Chicago St.	3 1		
									317 H	Chicago St.	3 1		
									322 N	Texas Southern	3 0		
			LAST 10 GAMES										
			52 A	North Dakota	1 3	52 A	North Dakota	2 3					
			284 N	Tex.-Pan American	3 0	107 A	Utah Valley	1 3					
			284 H	Tex.-Pan American	3 0	163 A	Stephen F. Austin	3 1					
			239 H	NJIT	3 0	107 H	Utah Valley	3 1					
			317 H	Chicago St.	3 1	52 H	North Dakota	1 3					

Non-Div. I Games:

Houston Baptist

[illegible]

Non-Div. I Games:

Northern Colo.

Average RPI Win:		204	WON-LOST RECORD		WINNING PCT. RANK		LAST 10 GAMES		STRENGTH OF SCHEDULE		OPP. STRENGTH OF SCHEDULE		TEAM RPI		ADJ RPI		CONF. RPI		ADJ CONF. RPI				
Average RPI Loss:		78																					
DIV. I ONLY			18- 14		.5625 131		4- 6		104		135		105		.52362 109		10		10				
DIV. I NON-CONF.			8- 4		.66667 81		0- 0		160		248		121		.52321 125		9		9				
TOTALS		RPI 1-25		RPI 26-50		W-L RECORDS		RPI 51-100		RPI 101-150		RPI 150+											
18- 14		0- 3		0- 4		OVERALL		2- 3		0- 1		16- 3											
8- 4		0- 1		0- 2		HOME		0- 1		0- 0		8- 0											
5- 8		0- 2		0- 2		AWAY		0- 2		0- 1		5- 1											
5- 2		0- 0		0- 0		NEUTRAL		2- 0		0- 0		3- 2											
8- 4		0- 0		0- 0		NON-CONFERENCE		1- 1		0- 1		7- 2											
3- 0		0- 0		0- 0		HOME		0- 0		0- 0		3- 0											
1- 2		0- 0		0- 0		AWAY		0- 1		0- 1		1- 0											
4- 2		0- 0		0- 0		NEUTRAL		1- 0		0- 0		3- 2											
10- 10		0- 3		0- 4		CONFERENCE		1- 2		0- 0		9- 1											
5- 4		0- 1		0- 2		HOME		0- 1		0- 0		5- 0											
4- 6		0- 2		0- 2		AWAY		0- 1		0- 0		4- 1											
1- 0		0- 0		0- 0		NEUTRAL		1- 0		0- 0		0- 0											
RPI	S	Opponent		Score		RPI	S	Opponent		Score		RPI	S	Opponent		Score							
5	A	UNI		1 3		39	A	Wichita St.		0 3		69	A	Creighton		1 3		107	A	Utah Valley	2 3		
5	A	UNI		0 3		39	H	Wichita St.		0 3		69	H	Creighton		2 3		163	N	Stephen F. Austin	3 2		
5	H	UNI		1 3		44	A	Missouri St.		2 3		69	N	Creighton		3 1		181	A	Evansville	3 0		
						44	H	Missouri St.		2 3		83	A	Wyoming		0 3		181	H	Evansville	3 1		
												84	N	UAB		3 2		190	N	Northern Ariz.	2 3		
																		191	N	Georgia St.	3 1		
																		192	N	Idaho St.	2 3		
																		193	A	Drake	3 0		
																		193	H	Drake	3 0		
																		202	A	UT Martin	3 0		
																		206	A	Indiana St.	0 3		
																		206	H	Indiana St.	3 1		
																		219	A	Bradley	3 0		
																		219	H	Bradley	3 1		
																		226	A	Southern Ill.	3 1		
																		226	H	Southern Ill.	3 1		
																		254	H	Western Ill.	3 1		
																		278	H	SIU Edwardsville	3 1		
																		280	N	CSU Bakersfield	3 0		
																		299	H	Loyola Chicago	3 0		
						LAST 10 GAMES																	
						5	A	UNI		0 3		181	A	Evansville		3 0							
						69	N	Creighton		3 1		226	A	Southern Ill.		3 1							
						44	H	Missouri St.		2 3		69	H	Creighton		2 3							
						39	H	Wichita St.		0 3		193	H	Drake		3 0							
						206	A	Indiana St.		0 3		5	A	UNI		1 3							

Non-Div. I Games:

Illinois St.

UTEP		Average RPI Win:	200	WON-LOST	WINNING	LAST 10	STRENGTH OF		OPP. STRENGTH	TEAM	ADJ	CONF.	ADJ CONF.
		Average RPI Loss:	74	RECORD	PCT. RANK	GAMES	SCHEDULE		OF SCHEDULE	RPI	RPI	RPI	RPI
DIV. I ONLY				19- 14	.57576	120	4- 6		148	147	115	.52282	110
DIV. I NON-CONF.				10- 3	.76923	50	0- 0		177	237	87	.55011	89
TOTALS		RPI 1-25		RPI 26-50		W-L RECORDS	RPI 51-100				RPI 101-150		RPI 150+
19- 14	0- 2			0- 1		OVERALL	3- 9				3- 1		13- 1
8- 4	0- 1			0- 0		HOME	2- 2				2- 0		4- 1
7- 8	0- 1			0- 0		AWAY	0- 7				0- 0		7- 0
4- 2	0- 0			0- 1		NEUTRAL	1- 0				1- 1		2- 0
10- 3	0- 0			0- 1		NON-CONFERENCE	1- 1				1- 1		8- 0
2- 0	0- 0			0- 0		HOME	0- 0				0- 0		2- 0
4- 1	0- 0			0- 0		AWAY	0- 1				0- 0		4- 0
4- 2	0- 0			0- 1		NEUTRAL	1- 0				1- 1		2- 0
9- 11	0- 2			0- 0		CONFERENCE	2- 8				2- 0		5- 1
6- 4	0- 1			0- 0		HOME	2- 2				2- 0		2- 1
3- 7	0- 1			0- 0		AWAY	0- 6				0- 0		3- 0
0- 0	0- 0			0- 0		NEUTRAL	0- 0				0- 0		0- 0
RPI S Opponent	Score			RPI S Opponent	Score		RPI S Opponent	Score			RPI S Opponent	Score	
24 A Tulsa	0 3			46 N Baylor	2 3		60 A New Mexico St.	0 3			131 N Mississippi St.	2 3	
24 H Tulsa	0 3						61 A Houston	1 3			139 H Memphis	3 2	
							61 H Houston	3 2			139 H Memphis	3 1	
							63 A Rice	0 3			148 N Niagara	3 0	
							63 H Rice	0 3			151 H Southern Miss.	0 3	
							73 A UCF	0 3			176 H Portland St.	3 1	
							73 H UCF	0 3			188 A Marshall	3 1	
							84 A UAB	0 3			188 H Marshall	3 0	
							84 A UAB	1 3			201 H Texas-Arlington	3 0	
							94 N American	3 1			211 A Tulane	3 2	
							97 A SMU	0 3			233 A Nicholls St.	3 0	
							97 H SMU	3 2			241 A Lamar	3 0	
											244 N Jacksonville	3 2	
											266 A Cornell	3 0	
											274 A East Carolina	3 0	
											274 H East Carolina	3 0	
											312 N Delaware St.	3 0	
											315 A Southern U.	3 0	
				LAST 10 GAMES									
				73 H UCF	0 3		84 A UAB	1 3					
				24 A Tulsa	0 3		84 A UAB	0 3					
				97 A SMU	0 3		61 H Houston	3 2					
				188 H Marshall	3 0		63 H Rice	0 3					
				274 H East Carolina	3 0		211 A Tulane	3 2					

Non-Div. I Games:

UTEP

Average RPI Win:	183	WON-LOST RECORD	WINNING PCT. RANK	LAST 10 GAMES	STRENGTH OF SCHEDULE	OPP. STRENGTH OF SCHEDULE	TEAM RPI	ADJ RPI	CONF. RPI	ADJ CONF. RPI	
DIV. I ONLY	19- 12	.6129	102	6- 4	130	151	98	.52219	111	12	12
DIV. I NON-CONF.	11- 5	.6875	78	1- 0	108	227	82	.54662	93	11	11
<hr/>											
TOTALS	RPI 1-25	RPI 26-50		W-L RECORDS	RPI 51-100		RPI 101-150		RPI 150+		
19- 12	0- 1	0- 3		OVERALL	5- 1		2- 3		12- 4		
9- 3	0- 0	0- 1		HOME	4- 0		0- 1		5- 1		
5- 7	0- 1	0- 1		AWAY	0- 0		2- 2		3- 3		
5- 2	0- 0	0- 1		NEUTRAL	1- 1		0- 0		4- 0		
11- 5	0- 0	0- 1		NON-CONFERENCE	2- 0		1- 2		8- 2		
4- 0	0- 0	0- 0		HOME	1- 0		0- 0		3- 0		
2- 4	0- 0	0- 0		AWAY	0- 0		1- 2		1- 2		
5- 1	0- 0	0- 1		NEUTRAL	1- 0		0- 0		4- 0		
8- 7	0- 1	0- 2		CONFERENCE	3- 1		1- 1		4- 2		
5- 3	0- 0	0- 1		HOME	3- 0		0- 1		2- 1		
3- 3	0- 1	0- 1		AWAY	0- 0		1- 0		2- 1		
0- 1	0- 0	0- 0		NEUTRAL	0- 1		0- 0		0- 0		
RPI	S	Opponent	Score	RPI	S	Opponent	Score	RPI	S	Opponent	Score
19	A	Cincinnati	0 3	36	N	Dayton	0 3	57	H	Notre Dame	3 1
				38	A	Louisville	1 3	57	N	Notre Dame	1 3
				40	H	Marquette	1 3	72	N	Texas St.	3 0
								80	H	Sacred Heart	3 0
								96	H	Seton Hall	3 1
								99	H	Villanova	3 1

Non-Div. I Games:

Syracuse

Average RPI Win:		184	WON-LOST RECORD		WINNING PCT. RANK		LAST 10 GAMES		STRENGTH OF SCHEDULE		OPP. STRENGTH OF SCHEDULE		TEAM RPI		ADJ RPI		CONF. RPI		ADJ CONF. RPI		
DIV. I ONLY			20- 13		.60606 106		5- 5		176		85		110		.52209 112		5		5		
DIV. I NON-CONF.			12- 1		.92308 15		0- 0		284		224		84		.55141 88		5		5		
TOTALS		RPI 1-25		RPI 26-50		W-L RECORDS		RPI 51-100		RPI 101-150		RPI 150+									
20- 13		0- 4		0- 3		OVERALL		4- 4		2- 0		14- 2									
10- 5		0- 2		0- 1		HOME		3- 1		2- 0		5- 1									
6- 8		0- 2		0- 2		AWAY		1- 3		0- 0		5- 1									
4- 0		0- 0		0- 0		NEUTRAL		0- 0		0- 0		4- 0									
12- 1		0- 0		0- 0		NON-CONFERENCE		1- 1		2- 0		9- 0									
6- 0		0- 0		0- 0		HOME		1- 0		2- 0		3- 0									
2- 1		0- 0		0- 0		AWAY		0- 1		0- 0		2- 0									
4- 0		0- 0		0- 0		NEUTRAL		0- 0		0- 0		4- 0									
8- 12		0- 4		0- 3		CONFERENCE		3- 3		0- 0		5- 2									
4- 5		0- 2		0- 1		HOME		2- 1		0- 0		2- 1									
4- 7		0- 2		0- 2		AWAY		1- 2		0- 0		3- 1									
0- 0		0- 0		0- 0		NEUTRAL		0- 0		0- 0		0- 0									
RPI	S	Opponent		Score		RPI	S	Opponent		Score		RPI	S	Opponent		Score					
10	A	Florida St.		0 3		31	A	North Carolina		2 3		54	A	Clemson		2 3		122	H	Towson	3 0
10	H	Florida St.		2 3		31	H	North Carolina		1 3		54	H	Clemson		3 2		145	H	Liberty	3 0
22	A	Miami (FL)		0 3		43	A	Duke		0 3		58	H	Wisconsin		3 2		157	N	Charlotte	3 0
22	H	Miami (FL)		2 3								65	A	Virginia Tech		2 3		164	A	Maryland	0 3
												65	H	Virginia Tech		2 3		164	H	Maryland	3 1
												77	A	Georgia Tech		3 2		171	A	Wake Forest	3 0
												77	H	Georgia Tech		3 0		172	A	Virginia	3 1
												98	A	Appalachian St.		1 3		172	H	Virginia	1 3
																		180	N	Kennesaw St.	3 0
																		204	A	Boston College	3 0
																		204	H	Boston College	3 1
																		223	H	Western Caro.	3 0
																		232	A	UNC Wilmington	3 0
																		250	H	Campbell	3 0
																		274	N	East Carolina	3 0
																		282	A	Citadel	3 0
																		307	N	Charleston So.	3 1
																		324	H	N.C. A&T	3 0
						LAST 10 GAMES															
						31	H	North Carolina		1 3		22	A	Miami (FL)		0 3					
						65	A	Virginia Tech		2 3		10	A	Florida St.		0 3					
						172	A	Virginia		3 1		204	H	Boston College		3 1					
						77	H	Georgia Tech		3 0		164	H	Maryland		3 1					
						54	H	Clemson		3 2		43	A	Duke		0 3					

Non-Div. I Games:

North Carolina St.

Average RPI Win:		216	WON-LOST RECORD		WINNING PCT. RANK		LAST 10 GAMES		STRENGTH OF SCHEDULE		OPP. STRENGTH OF SCHEDULE		TEAM RPI		ADJ RPI		CONF. RPI		ADJ CONF. RPI				
DIV. I ONLY			15- 17		.46875	173	1- 9		90		64		116		.52121		113	1		1			
DIV. I NON-CONF.			14- 2		.875	21	0- 1		250		270		98		.54222		101	2		2			
TOTALS		RPI 1-25		RPI 26-50				W-L RECORDS				RPI 51-100				RPI 101-150				RPI 150+			
15- 17		0- 6		1- 9				OVERALL				1- 1				1- 0				12- 1			
4- 7		0- 3		1- 4				HOME				1- 0				0- 0				2- 0			
5- 10		0- 3		0- 5				AWAY				0- 1				1- 0				4- 1			
6- 0		0- 0		0- 0				NEUTRAL				0- 0				0- 0				6- 0			
14- 2		0- 0		0- 0				NON-CONFERENCE				1- 1				1- 0				12- 1			
3- 0		0- 0		0- 0				HOME				1- 0				0- 0				2- 0			
5- 2		0- 0		0- 0				AWAY				0- 1				1- 0				4- 1			
6- 0		0- 0		0- 0				NEUTRAL				0- 0				0- 0				6- 0			
1- 15		0- 6		1- 9				CONFERENCE				0- 0				0- 0				0- 0			
1- 7		0- 3		1- 4				HOME				0- 0				0- 0				0- 0			
0- 8		0- 3		0- 5				AWAY				0- 0				0- 0				0- 0			
0- 0		0- 0		0- 0				NEUTRAL				0- 0				0- 0				0- 0			
RPI	S	Opponent		Score		RPI	S	Opponent		Score		RPI	S	Opponent		Score		RPI	S	Opponent		Score	
2	A	Texas		0	3	26	A	Kansas St.		1	3	56	A	TCU		1	3	118	A	New Mexico		3	2
2	H	Texas		0	3	26	H	Kansas St.		0	3	86	H	Morehead St.		3	1	162	A	North Texas		3	1
3	A	Iowa St.		0	3	27	A	Oklahoma		0	3							170	A	San Jose St.		2	3
3	H	Iowa St.		0	3	27	H	Oklahoma		2	3							185	N	Connecticut		3	0
17	A	Texas A&M		0	3	33	A	Missouri		1	3							186	H	Central Ark.		3	0
17	H	Texas A&M		2	3	33	H	Missouri		0	3							201	A	Texas-Arlington		3	0
						46	A	Baylor		0	3							227	N	La.-Lafayette		3	0
						46	H	Baylor		3	2							242	H	Northwestern St.		3	0
						47	A	Kansas		1	3							267	A	Louisiana Tech		3	0
						47	H	Kansas		1	3							284	A	Tex.-Pan American		3	0
																		297	N	Prairie View		3	0
																		311	N	Southeastern La.		3	0
																		314	N	Grambling		3	0
																		314	N	Grambling		3	0
LAST 10 GAMES																							
						33	H	Missouri		0	3	2	H	Texas		0	3						
						27	A	Oklahoma		0	3	3	A	Iowa St.		0	3						
						26	A	Kansas St.		1	3	17	A	Texas A&M		0	3						
						170	A	San Jose St.		2	3	46	H	Baylor		3	2						
						47	H	Kansas		1	3	47	A	Kansas		1	3						

Non-Div. I Games:

Texas Tech

Average RPI Win: 226		WON-LOST	WINNING	LAST 10	STRENGTH OF		OPP. STRENGTH	TEAM	ADJ	CONF.	ADJ CONF.
Average RPI Loss: 90		RECORD	PCT. RANK	GAMES	SCHEDULE		OF SCHEDULE	RPI	RPI	RPI	RPI
DIV. I ONLY		21- 8	.72414	49	7- 3		256	178	112	.52046	114
DIV. I NON-CONF.		7- 4	.63636	96	0- 0		274	76	162	.4944	160
TOTALS		RPI 1-25	RPI 26-50		W-L RECORDS		RPI 51-100		RPI 101-150		RPI 150+
21- 8	0- 0	0- 4		OVERALL		0- 2		3- 0		18- 2	
9- 3	0- 0	0- 1		HOME		0- 1		1- 0		8- 1	
7- 5	0- 0	0- 3		AWAY		0- 1		0- 0		7- 1	
5- 0	0- 0	0- 0		NEUTRAL		0- 0		2- 0		3- 0	
7- 4	0- 0	0- 1		NON-CONFERENCE		0- 2		3- 0		4- 1	
3- 1	0- 0	0- 0		HOME		0- 1		1- 0		2- 0	
0- 3	0- 0	0- 1		AWAY		0- 1		0- 0		0- 1	
4- 0	0- 0	0- 0		NEUTRAL		0- 0		2- 0		2- 0	
14- 4	0- 0	0- 3		CONFERENCE		0- 0		0- 0		14- 1	
6- 2	0- 0	0- 1		HOME		0- 0		0- 0		6- 1	
7- 2	0- 0	0- 2		AWAY		0- 0		0- 0		7- 0	
1- 0	0- 0	0- 0		NEUTRAL		0- 0		0- 0		1- 0	
RPI S	Opponent	Score	RPI S	Opponent	Score	RPI S	Opponent	Score	RPI S	Opponent	Score
			37 A	Michigan St.	0 3	65 A	Virginia Tech	0 3	127 N	Toledo	3 0
			50 A	Milwaukee	0 3	75 H	IPFW	1 3	133 H	Duquesne	3 0
			50 A	Milwaukee	1 3				143 N	Indiana	3 2
			50 H	Milwaukee	0 3				167 A	Valparaiso	3 2
									167 H	Valparaiso	3 1
									177 A	Butler	3 0
									177 H	Butler	0 3
									177 N	Butler	3 2
									214 A	Kent St.	2 3
									222 A	Green Bay	3 0
									222 H	Green Bay	3 1
									230 H	Akron	3 1
									234 A	Ill.-Chicago	3 0
									234 H	Ill.-Chicago	3 2
									252 N	St. John's (NY)	3 0
									253 A	Wright St.	3 0
									253 H	Wright St.	3 0
									255 H	DePaul	3 0
									292 N	High Point	3 0
									299 A	Loyola Chicago	3 0
									299 H	Loyola Chicago	3 0
									300 A	Youngstown St.	3 0
									300 H	Youngstown St.	3 0
LAST 10 GAMES			50 A	Milwaukee	0 3	234 H	Ill.-Chicago	3 2			
			177 N	Butler	3 2	50 A	Milwaukee	1 3			
			222 H	Green Bay	3 1	300 H	Youngstown St.	3 0			
			299 H	Loyola Chicago	3 0	299 A	Loyola Chicago	3 0			
			167 H	Valparaiso	3 1	177 H	Butler	0 3			

Non-Div. I Games:

Cleveland St.

Average RPI Win: 170		WON-LOST	WINNING	LAST 10	STRENGTH OF		OPP. STRENGTH	TEAM	ADJ	CONF.	ADJ CONF.			
Average RPI Loss: 64		RECORD	PCT. RANK	GAMES	SCHEDULE		OF SCHEDULE	RPI	RPI	RPI	RPI			
DIV. I ONLY		14- 16	.46667	177	4- 6		80	76	114	.52028	115	4	4	
DIV. I NON-CONF.		9- 1	.9	19	0- 0		89	240	34	.61077	36	4	4	
TOTALS		RPI 1-25	RPI 26-50		W-L RECORDS		RPI 51-100		RPI 101-150		RPI 150+			
14- 16		0- 6	0- 0		OVERALL		1- 5		6- 5		7- 0			
8- 6		0- 3	0- 0		HOME		0- 2		4- 1		4- 0			
3- 9		0- 3	0- 0		AWAY		1- 2		1- 4		1- 0			
3- 1		0- 0	0- 0		NEUTRAL		0- 1		1- 0		2- 0			
9- 1		0- 0	0- 0		NON-CONFERENCE		1- 1		1- 0		7- 0			
4- 0		0- 0	0- 0		HOME		0- 0		0- 0		4- 0			
2- 0		0- 0	0- 0		AWAY		1- 0		0- 0		1- 0			
3- 1		0- 0	0- 0		NEUTRAL		0- 1		1- 0		2- 0			
5- 15		0- 6	0- 0		CONFERENCE		0- 4		5- 5		0- 0			
4- 6		0- 3	0- 0		HOME		0- 2		4- 1		0- 0			
1- 9		0- 3	0- 0		AWAY		0- 2		1- 4		0- 0			
0- 0		0- 0	0- 0		NEUTRAL		0- 0		0- 0		0- 0			
RPI	S	Opponent		Score	RPI	S	Opponent		Score	RPI	S	Opponent		Score
9	A	Tennessee		0 3			54	N	Clemson	0 3	101	A	Ole Miss	3 1
9	H	Tennessee		1 3			66	A	Arkansas	0 3	101	H	Ole Miss	0 3
13	A	Kentucky		0 3			66	H	Arkansas	0 3	117	A	Auburn	0 3
13	H	Kentucky		1 3			67	A	LSU	2 3	117	H	Auburn	3 1
20	A	Florida		0 3			67	H	LSU	1 3	121	A	Georgia	0 3
20	H	Florida		0 3			71	A	Col. of Charleston	3 2	121	H	Georgia	3 1
											131	A	Mississippi St.	2 3
											131	H	Mississippi St.	3 0
											149	A	Alabama	0 3
											149	H	Alabama	3 0
											150	N	Winthrop	3 0
											175	H	Elon	3 1
											196	H	Davidson	3 0
											203	H	UNC Asheville	3 0
											208	N	Montana	3 0
											225	N	Stony Brook	3 1
											246	A	Temple	3 0
											293	H	Gardner-Webb	3 0
LAST 10 GAMES														
		20	A	Florida	0 3			149	H	Alabama	3 0			
		121	H	Georgia	3 1			101	H	Ole Miss	0 3			
		117	H	Auburn	3 1			9	A	Tennessee	0 3			
		67	A	LSU	2 3			13	A	Kentucky	0 3			
		66	A	Arkansas	0 3			131	H	Mississippi St.	3 0			

Non-Div. I Games:

South Carolina

[illegible]

Non-Div. I Games:

George Washington

Average RPI Win: 161		WON-LOST	WINNING	LAST 10	STRENGTH OF		OPP. STRENGTH	TEAM	ADJ	CONF.	ADJ CONF.						
Average RPI Loss: 56		RECORD	PCT. RANK	GAMES	SCHEDULE		OF SCHEDULE	RPI	RPI	RPI	RPI						
DIV. I ONLY		11- 19	.36667	235	2- 8		55	39	138	.51858	117	4	4				
DIV. I NON-CONF.		6- 4	.6	117	0- 0		54	75	67	.57374	66	4	4				
<hr/>																	
TOTALS		RPI 1-25		RPI 26-50		W-L RECORDS		RPI 51-100		RPI 101-150		RPI 150+					
11- 19		0- 7		1- 3		OVERALL		1- 4		5- 5		4- 0					
5- 6		0- 3		0- 0		HOME		0- 2		4- 1		1- 0					
2- 10		0- 4		1- 0		AWAY		0- 2		1- 4		0- 0					
4- 3		0- 0		0- 3		NEUTRAL		1- 0		0- 0		3- 0					
<hr/>																	
6- 4		0- 1		1- 3		NON-CONFERENCE		1- 0		0- 0		4- 0					
1- 0		0- 0		0- 0		HOME		0- 0		0- 0		1- 0					
1- 1		0- 1		1- 0		AWAY		0- 0		0- 0		0- 0					
4- 3		0- 0		0- 3		NEUTRAL		1- 0		0- 0		3- 0					
<hr/>																	
5- 15		0- 6		0- 0		CONFERENCE		0- 4		5- 5		0- 0					
4- 6		0- 3		0- 0		HOME		0- 2		4- 1		0- 0					
1- 9		0- 3		0- 0		AWAY		0- 2		1- 4		0- 0					
0- 0		0- 0		0- 0		NEUTRAL		0- 0		0- 0		0- 0					
<hr/>																	
RPI	S	Opponent		Score		RPI	S	Opponent		Score		RPI	S	Opponent		Score	
9	A	Tennessee		0	3	27	N	Oklahoma		0	3	66	A	Arkansas		1	3
9	H	Tennessee		1	3	31	N	North Carolina		0	3	66	H	Arkansas		0	3
13	A	Kentucky		0	3	33	N	Missouri		0	3	67	A	LSU		1	3
13	H	Kentucky		2	3	45	A	Middle Tenn.		3	2	67	H	LSU		1	3
20	A	Florida		0	3							90	N	FIU		3	2
20	H	Florida		0	3												
22	A	Miami (FL)		0	3												
<hr/>																	
LAST 10 GAMES																	
		121 H Georgia		3	0			67 H LSU		1	3						
		20 A Florida		0	3			149 A Alabama		3	2						
		115 A South Carolina		1	3			101 A Ole Miss		1	3						
		131 H Mississippi St.		0	3			13 H Kentucky		2	3						
		66 H Arkansas		0	3			9 H Tennessee		1	3						

Non-Div. I Games:

Auburn

Average RPI Win:		188	WON-LOST	WINNING	LAST 10	STRENGTH OF		OPP. STRENGTH	TEAM	ADJ	CONF.	ADJ CONF.
Average RPI Loss:		77	RECORD	PCT. RANK	GAMES	SCHEDULE		OF SCHEDULE	RPI	RPI	RPI	RPI
DIV. I ONLY		14- 15		.48276	167	4- 6		88	116	121	.51824	118
DIV. I NON-CONF.		8- 6		.57143	138	1- 1		115	123	118	.52805	119
TOTALS		RPI 1-25		RPI 26-50		W-L RECORDS		RPI 51-100		RPI 101-150		RPI 150+
14- 15	0- 1			0- 3		OVERALL		1- 8		2- 2		11- 1
6- 6	0- 1			0- 1		HOME		0- 3		1- 1		5- 0
4- 8	0- 0			0- 2		AWAY		0- 4		1- 1		3- 1
4- 1	0- 0			0- 0		NEUTRAL		1- 1		0- 0		3- 0
8- 6	0- 1			0- 1		NON-CONFERENCE		1- 1		0- 2		7- 1
3- 2	0- 1			0- 0		HOME		0- 0		0- 1		3- 0
1- 4	0- 0			0- 1		AWAY		0- 1		0- 1		1- 1
4- 0	0- 0			0- 0		NEUTRAL		1- 0		0- 0		3- 0
6- 9	0- 0			0- 2		CONFERENCE		0- 7		2- 0		4- 0
3- 4	0- 0			0- 1		HOME		0- 3		1- 0		2- 0
3- 4	0- 0			0- 1		AWAY		0- 3		1- 0		2- 0
0- 1	0- 0			0- 0		NEUTRAL		0- 1		0- 0		0- 0
RPI S	Opponent	Score	RPI S	Opponent	Score	RPI S	Opponent	Score	RPI S	Opponent	Score	
4 H	Nebraska	0 3	28 A	Colorado St.	0 3	56 A	TCU	0 3	113 H	Texas Tech	2 3	
			28 H	Colorado St.	2 3	56 H	TCU	1 3	126 A	Pittsburgh	2 3	
			41 A	Long Beach St.	1 3	60 A	New Mexico St.	1 3	142 A	UNLV	3 1	
						79 N	Delaware	3 1	142 H	UNLV	3 0	
						83 A	Wyoming	0 3	154 H	South Fla.	3 1	
						83 H	Wyoming	2 3	158 A	Boise St.	3 1	
						83 N	Wyoming	1 3	158 H	Boise St.	3 0	
						100 A	San Diego St.	1 3	161 H	UC Irvine	3 2	
						100 H	San Diego St.	2 3	170 N	San Jose St.	3 1	
									176 H	Portland St.	3 0	
									190 A	Northern Ariz.	2 3	
									246 N	Temple	3 1	
									248 A	Air Force	3 0	
									248 H	Air Force	3 0	
									271 N	Hampton	3 0	
									284 A	Tex.-Pan American	3 0	
LAST 10 GAMES						100 A	San Diego St.	1 3				
41 A	Long Beach St.	1 3	248 H	Air Force	3 0	158 H	Boise St.	3 0				
83 N	Wyoming	1 3	284 A	Tex.-Pan American	3 0	56 A	TCU	0 3				
28 H	Colorado St.	2 3										
83 H	Wyoming	2 3										
142 A	UNLV	3 1										

Non-Div. I Games:

New Mexico

Average RPI Win: 211		WON-LOST RECORD		WINNING PCT. RANK		LAST 10 GAMES		STRENGTH OF SCHEDULE		OPP. STRENGTH OF SCHEDULE		TEAM RPI		ADJ RPI		CONF. RPI		ADJ CONF. RPI	
DIV. I ONLY		21- 10		.67742 68		5- 3		208		156		109		.51816 119		15		16	
DIV. I NON-CONF.		9- 5		.64286 93		0- 0		201		168		134		.51111 135		15		15	
TOTALS		RPI 1-25		RPI 26-50		W-L RECORDS		RPI 51-100		RPI 101-150		RPI 150+							
21- 10		0- 1		1- 1		OVERALL		1- 4		0- 0		19- 4							
8- 0		0- 0		0- 0		HOME		0- 0		0- 0		8- 0							
7- 6		0- 0		1- 1		AWAY		1- 3		0- 0		5- 2							
6- 4		0- 1		0- 0		NEUTRAL		0- 1		0- 0		6- 2							
9- 5		0- 0		0- 1		NON-CONFERENCE		1- 3		0- 0		8- 1							
1- 0		0- 0		0- 0		HOME		0- 0		0- 0		1- 0							
2- 3		0- 0		0- 1		AWAY		1- 2		0- 0		1- 0							
6- 2		0- 0		0- 0		NEUTRAL		0- 1		0- 0		6- 1							
12- 5		0- 1		1- 0		CONFERENCE		0- 1		0- 0		11- 3							
7- 0		0- 0		0- 0		HOME		0- 0		0- 0		7- 0							
5- 3		0- 0		1- 0		AWAY		0- 1		0- 0		4- 2							
0- 2		0- 1		0- 0		NEUTRAL		0- 0		0- 0		0- 1							
RPI S	Opponent	Score		RPI S	Opponent	Score		RPI S	Opponent	Score		RPI S	Opponent	Score					
21 N	Western Ky.	0	3	44 A	Missouri St.	1	3	62 A	Samford	2	3	153 A	Denver	1	3				
				45 A	Middle Tenn.	3	2	82 A	Saint Louis	1	3	153 H	Denver	3	1				
								84 N	UAB	2	3	157 N	Charlotte	3	2				
								89 A	Lipscomb	3	1	162 A	North Texas	0	3				
								90 A	FIU	2	3	162 H	North Texas	3	0				
												162 N	North Texas	1	3				
												168 N	South Dakota St.	2	3				
												169 H	Troy	3	0				
												179 N	Hofstra	3	2				
												186 N	Central Ark.	3	0				
												215 H	South Ala.	3	1				
												227 A	La.-Lafayette	3	0				
												227 H	La.-Lafayette	3	1				
												228 A	UALR	3	1				
												228 H	UALR	3	1				
												230 N	Akron	3	0				
												242 A	Northwestern St.	3	0				
												256 A	La.-Monroe	3	0				
												256 H	La.-Monroe	3	1				
												259 H	Southeast Mo. St.	3	0				
												291 A	Fla. Atlantic	3	0				
												298 N	Tennessee Tech	3	0				
												326 N	Alcorn St.	3	0				
				LAST 10 GAMES															
				162 N	North Texas	1	3	256 H	La.-Monroe	3	1								
				256 A	La.-Monroe	3	0	227 H	La.-Lafayette	3	1								
				227 A	La.-Lafayette	3	0	291 A	Fla. Atlantic	3	0								
				153 A	Denver	1	3	90 A	FIU	2	3								
				162 A	North Texas	0	3	228 A	UALR	3	1								

Non-Div. I Games:

Arkansas St.

Average RPI Win:		163	WON-LOST RECORD		WINNING PCT. RANK		LAST 10 GAMES		STRENGTH OF SCHEDULE		OPP. STRENGTH OF SCHEDULE		TEAM RPI		ADJ RPI		CONF. RPI		ADJ CONF. RPI	
DIV. I ONLY			11- 16		.40741 210		4- 6		61		57		129		.51652 120		6		6	
DIV. I NON-CONF.			5- 6		.45455 193		0- 0		62		44		122		.52872 118		6		6	
TOTALS		RPI 1-25		RPI 26-50		W-L RECORDS		RPI 51-100		RPI 101-150		RPI 150+								
11- 16		0- 6		0- 0		OVERALL		3- 7		2- 2		6- 1								
4- 6		0- 2		0- 0		HOME		1- 4		1- 0		2- 0								
3- 8		0- 3		0- 0		AWAY		0- 3		0- 2		3- 0								
4- 2		0- 1		0- 0		NEUTRAL		2- 0		1- 0		1- 1								
5- 6		0- 2		0- 0		NON-CONFERENCE		2- 2		1- 1		2- 1								
0- 2		0- 0		0- 0		HOME		0- 2		0- 0		0- 0								
1- 2		0- 1		0- 0		AWAY		0- 0		0- 1		1- 0								
4- 2		0- 1		0- 0		NEUTRAL		2- 0		1- 0		1- 1								
6- 10		0- 4		0- 0		CONFERENCE		1- 5		1- 1		4- 0								
4- 4		0- 2		0- 0		HOME		1- 2		1- 0		2- 0								
2- 6		0- 2		0- 0		AWAY		0- 3		0- 1		2- 0								
0- 0		0- 0		0- 0		NEUTRAL		0- 0		0- 0		0- 0								
RPI	S	Opponent		Score		RPI	S	Opponent		Score		RPI	S	Opponent		Score				
2	A	Texas		0	3			52	H	North Dakota		1	3	104	N	Cal Poly		3	1	
16	A	Pepperdine		0	3			53	H	UC Santa Barbara		1	3	107	A	Utah Valley		1	3	
16	H	Pepperdine		1	3			55	A	St. Mary's (CA)		2	3	129	A	Loyola Marymount		1	3	
23	N	Michigan		1	3			55	H	St. Mary's (CA)		0	3	129	H	Loyola Marymount		3	0	
25	A	San Diego		0	3			59	A	BYU		0	3	156	N	Washington St.		1	3	
25	H	San Diego		2	3			59	H	BYU		0	3	198	A	Gonzaga		3	1	
								78	N	UTSA		3	2	198	H	Gonzaga		3	0	
								88	A	San Francisco		1	3	199	N	Eastern Wash.		3	0	
								88	H	San Francisco		3	1	209	A	Portland		3	1	
								97	N	SMU		3	2	209	H	Portland		3	0	
														283	A	Seattle		3	0	
LAST 10 GAMES																				
						55	H	St. Mary's (CA)		0	3	16	A	Pepperdine		0	3			
						25	A	San Diego		0	3	59	H	BYU		0	3			
						209	H	Portland		3	0	88	H	San Francisco		3	1			
						198	H	Gonzaga		3	0	129	H	Loyola Marymount		3	0			
						129	A	Loyola Marymount		1	3	55	A	St. Mary's (CA)		2	3			

Non-Div. I Games:

Santa Clara

Average RPI Win:		125	WON-LOST RECORD		WINNING PCT. RANK		LAST 10 GAMES		STRENGTH OF SCHEDULE		OPP. STRENGTH OF SCHEDULE		TEAM RPI		ADJ RPI		CONF. RPI		ADJ CONF. RPI		
Average RPI Loss:		70																			
DIV. I ONLY			11- 19		.36667 235		2- 8		34		42		124		.51457 121		4		4		
DIV. I NON-CONF.			4- 6		.4 222		0- 0		39		80		117		.53306 115		4		4		
TOTALS		RPI 1-25		RPI 26-50		W-L RECORDS		RPI 51-100		RPI 101-150		RPI 150+									
11- 19		0- 8		0- 1		OVERALL		3- 4		6- 5		2- 1									
8- 6		0- 3		0- 1		HOME		1- 1		5- 1		2- 0									
2- 10		0- 4		0- 0		AWAY		1- 2		1- 4		0- 0									
1- 3		0- 1		0- 0		NEUTRAL		1- 1		0- 0		0- 1									
4- 6		0- 2		0- 1		NON-CONFERENCE		1- 2		1- 0		2- 1									
3- 1		0- 0		0- 1		HOME		0- 0		1- 0		2- 0									
0- 2		0- 1		0- 0		AWAY		0- 1		0- 0		0- 0									
1- 3		0- 1		0- 0		NEUTRAL		1- 1		0- 0		0- 1									
7- 13		0- 6		0- 0		CONFERENCE		2- 2		5- 5		0- 0									
5- 5		0- 3		0- 0		HOME		1- 1		4- 1		0- 0									
2- 8		0- 3		0- 0		AWAY		1- 1		1- 4		0- 0									
0- 0		0- 0		0- 0		NEUTRAL		0- 0		0- 0		0- 0									
RPI	S	Opponent		Score		RPI	S	Opponent		Score		RPI	S	Opponent		Score					
9	A	Tennessee		0 3		47	H	Kansas		0 3		53	N	UC Santa Barbara		1 3		101	A	Ole Miss	0 3
9	H	Tennessee		1 3								62	N	Samford		3 1		101	H	Ole Miss	3 1
13	A	Kentucky		1 3								66	A	Arkansas		3 2		115	A	South Carolina	1 3
13	H	Kentucky		1 3								66	H	Arkansas		3 2		115	H	South Carolina	3 0
16	A	Pepperdine		1 3								67	A	LSU		1 3		117	A	Auburn	0 3
20	A	Florida		0 3								67	H	LSU		2 3		117	H	Auburn	3 1
20	H	Florida		0 3								77	A	Georgia Tech		0 3		131	A	Mississippi St.	3 1
22	N	Miami (FL)		0 3														131	H	Mississippi St.	3 1
																		145	H	Liberty	3 0
																		149	A	Alabama	0 3
																		149	H	Alabama	1 3
																		180	H	Kennesaw St.	3 0
																		258	H	Florida A&M	3 0
																		265	N	Mercer	2 3
LAST 10 GAMES																					
						117	A	Auburn		0 3		66	H	Arkansas		3 2					
						115	A	South Carolina		1 3		101	A	Ole Miss		0 3					
						20	A	Florida		0 3		149	A	Alabama		0 3					
						131	H	Mississippi St.		3 1		9	H	Tennessee		1 3					
						67	H	LSU		2 3		13	H	Kentucky		1 3					

Non-Div. I Games:

Georgia

Average RPI Win: 222		WON-LOST RECORD	WINNING PCT. RANK	LAST 10 GAMES	STRENGTH OF SCHEDULE	OPP. STRENGTH OF SCHEDULE	TEAM RPI	ADJ RPI	CONF. RPI	ADJ CONF. RPI					
Average RPI Loss: 121															
DIV. I ONLY		23- 9	.71875	52	7- 3	261	196	122	.51373	122	16	15			
DIV. I NON-CONF.		13- 4	.76471	55	0- 0	307	247	166	.48592	168	16	16			
<hr/>															
TOTALS		RPI 1-25		RPI 26-50		W-L RECORDS		RPI 51-100		RPI 101-150		RPI 150+			
23- 9		0- 0		0- 1		OVERALL		2- 2		2- 4		19- 2			
9- 2		0- 0		0- 0		HOME		1- 1		0- 1		8- 0			
8- 4		0- 0		0- 0		AWAY		1- 1		1- 2		6- 1			
6- 3		0- 0		0- 1		NEUTRAL		0- 0		1- 1		5- 1			
13- 4		0- 0		0- 1		NON-CONFERENCE		0- 0		1- 1		12- 2			
4- 0		0- 0		0- 0		HOME		0- 0		0- 0		4- 0			
3- 2		0- 0		0- 0		AWAY		0- 0		0- 1		3- 1			
6- 2		0- 0		0- 1		NEUTRAL		0- 0		1- 0		5- 1			
10- 5		0- 0		0- 0		CONFERENCE		2- 2		1- 3		7- 0			
5- 2		0- 0		0- 0		HOME		1- 1		0- 1		4- 0			
5- 2		0- 0		0- 0		AWAY		1- 1		1- 1		3- 0			
0- 1		0- 0		0- 0		NEUTRAL		0- 0		0- 1		0- 0			
RPI	S	Opponent	Score	RPI	S	Opponent	Score	RPI	S	Opponent	Score				
				48	N	Ohio St.	0 3	76	A	Northeastern	0 3	105	A	James Madison	3 1
				76	H	Northeastern	2 3	105	H	James Madison	1 3				
				79	A	Delaware	3 0	112	A	North Carolina St.	0 3				
				79	H	Delaware	3 0	145	N	Liberty	3 1				
				146	A	VCU	1 3								
				146	N	VCU	2 3								
				162	N	North Texas	1 3								
				179	A	Hofstra	3 1								
				179	H	Hofstra	3 0								
				191	H	Georgia St.	3 1								
				194	A	West Virginia	3 1								
				205	A	UMBC	3 0								
				220	A	George Mason	3 1								
				220	H	George Mason	3 0								
				221	A	A&M-Corpus Christi	1 3								
				229	N	Robert Morris	3 0								
				232	H	UNC Wilmington	3 0								
				238	N	New Hampshire	3 1								
				240	A	William & Mary	3 0								
				282	N	Citadel	3 2								
				284	N	Tex.-Pan American	3 0								
				290	N	Loyola Maryland	3 0								
				295	H	Morgan St.	3 0								
				295	H	Morgan St.	3 0								
				306	H	Howard	3 0								
				308	A	La Salle	3 0								
				321	H	Coppin St.	3 0								
				LAST 10 GAMES				79	A	Delaware	3 0	290	N	Loyola Maryland	3 0
146	N	VCU	2 3	191	H	Georgia St.	3 1	295	H	Morgan St.	3 0				
105	A	James Madison	3 1	232	H	UNC Wilmington	3 0	306	H	Howard	3 0				
220	A	George Mason	3 1	240	A	William & Mary	3 0	308	A	La Salle	3 0				
179	H	Hofstra	3 0	146	A	VCU	1 3	321	H	Coppin St.	3 0				
76	H	Northeastern	2 3												

Non-Div. I Games:

Towson

Average RPI Win: 232		WON-LOST RECORD		WINNING PCT. RANK		LAST 10 GAMES		STRENGTH OF SCHEDULE		OPP. STRENGTH OF SCHEDULE		TEAM RPI		ADJ RPI		CONF. RPI		ADJ CONF. RPI	
DIV. I ONLY		21- 9		.7 58		8- 2		246		176		117		.5137 123		23		24	
DIV. I NON-CONF.		9- 6		.6 117		0- 0		277		135		184		.47294 186		24		23	
TOTALS		RPI 1-25		RPI 26-50		W-L RECORDS		RPI 51-100		RPI 101-150		RPI 150+							
21- 9		0- 1		0- 1		OVERALL		1- 3		0- 0		20- 4							
7- 5		0- 1		0- 0		HOME		1- 1		0- 0		6- 3							
9- 2		0- 0		0- 1		AWAY		0- 1		0- 0		9- 0							
5- 2		0- 0		0- 0		NEUTRAL		0- 1		0- 0		5- 1							
9- 6		0- 1		0- 1		NON-CONFERENCE		0- 1		0- 0		9- 3							
2- 3		0- 1		0- 0		HOME		0- 0		0- 0		2- 2							
3- 1		0- 0		0- 1		AWAY		0- 0		0- 0		3- 0							
4- 2		0- 0		0- 0		NEUTRAL		0- 1		0- 0		4- 1							
12- 3		0- 0		0- 0		CONFERENCE		1- 2		0- 0		11- 1							
5- 2		0- 0		0- 0		HOME		1- 1		0- 0		4- 1							
6- 1		0- 0		0- 0		AWAY		0- 1		0- 0		6- 0							
1- 0		0- 0		0- 0		NEUTRAL		0- 0		0- 0		1- 0							
RPI S	Opponent		Score		RPI S	Opponent		Score		RPI S	Opponent		Score		RPI S	Opponent		Score	
21 H	Western Ky.		1	3	47 A	Kansas		1	3	89 A	Lipscomb		2	3	152 H	Fla. Gulf Coast		2	3
										89 H	Lipscomb		0	3	159 H	Sacramento St.		1	3
										89 H	Lipscomb		3	1	168 N	South Dakota St.		1	3
										98 N	Appalachian St.		0	3	180 A	Kennesaw St.		3	1
															180 H	Kennesaw St.		3	0
															181 H	Evansville		1	3
															197 A	East Tenn. St.		3	0
															197 H	East Tenn. St.		3	1
															197 N	East Tenn. St.		3	2
															202 N	UT Martin		3	2
															211 A	Tulane		3	2
															212 A	UMKC		3	0
															215 N	South Ala.		3	0
															216 A	North Florida		3	1
															241 N	Lamar		3	0
															244 A	Jacksonville		3	1
															265 A	Mercer		3	1
															279 A	Chattanooga		3	0
															285 A	S.C. Upstate		3	0
															285 H	S.C. Upstate		3	0
															286 H	Murray St.		3	0
															294 H	Stetson		3	0
															298 H	Tennessee Tech		3	0
															304 N	Montana St.		3	0
				LAST 10 GAMES															
				89 H	Lipscomb		0	3	89 H	Lipscomb		3	1						
				197 N	East Tenn. St.		3	2	294 H	Stetson		3	0						
				197 A	East Tenn. St.		3	0	152 H	Fla. Gulf Coast		2	3						
				285 A	S.C. Upstate		3	0	244 A	Jacksonville		3	1						
				180 H	Kennesaw St.		3	0	216 A	North Florida		3	1						

Non-Div. I Games:

Belmont

[illegible]

Non-Div. I Games:

Cal St. Northridge

Average RPI Win:	173	WON-LOST	WINNING	LAST 10	STRENGTH OF	OPP. STRENGTH	TEAM	ADJ	CONF.	ADJ CONF.	
Average RPI Loss:	96	RECORD	PCT. RANK	GAMES	SCHEDULE	OF SCHEDULE	RPI	RPI	RPI	RPI	
DIV. I ONLY	14- 13	.51852	146	5- 5	121	114	125	.51153	125	12	12
DIV. I NON-CONF.	8- 5	.61538	109	0- 0	86	127	88	.54953	90	11	11
<hr/>											
TOTALS	RPI 1-25	RPI 26-50		W-L RECORDS	RPI 51-100		RPI 101-150		RPI 150+		
14- 13	0- 1	0- 3		OVERALL	2- 4		3- 2		9- 3		
4- 3	0- 1	0- 1		HOME	0- 0		1- 1		3- 0		
5- 7	0- 0	0- 2		AWAY	1- 2		2- 1		2- 2		
5- 3	0- 0	0- 0		NEUTRAL	1- 2		0- 0		4- 1		
<hr/>											
8- 5	0- 0	0- 1		NON-CONFERENCE	1- 2		2- 1		5- 1		
1- 0	0- 0	0- 0		HOME	0- 0		1- 0		0- 0		
2- 2	0- 0	0- 1		AWAY	0- 0		1- 1		1- 0		
5- 3	0- 0	0- 0		NEUTRAL	1- 2		0- 0		4- 1		
<hr/>											
6- 8	0- 1	0- 2		CONFERENCE	1- 2		1- 1		4- 2		
3- 3	0- 1	0- 1		HOME	0- 0		0- 1		3- 0		
3- 5	0- 0	0- 1		AWAY	1- 2		1- 0		1- 2		
0- 0	0- 0	0- 0		NEUTRAL	0- 0		0- 0		0- 0		
<hr/>											
RPI S	Opponent	Score	RPI S	Opponent	Score	RPI S	Opponent	Score	RPI S	Opponent	Score
19 H	Cincinnati	0 3	29 A	California	0 3	57 A	Notre Dame	0 3	105 A	James Madison	3 2
			38 H	Louisville	0 3	66 N	Arkansas	2 3	111 A	Syracuse	3 2
			40 A	Marquette	0 3	94 N	American	1 3	116 A	George Washington	2 3
						96 A	Seton Hall	3 2	126 H	Pittsburgh	1 3
						98 N	Appalachian St.	3 0	146 H	VCU	3 0
						99 A	Villanova	0 3	154 A	South Fla.	0 3
									159 N	Sacramento St.	1 3
									171 A	Wake Forest	3 0
									185 H	Connecticut	3 2
									194 H	West Virginia	3 0
									197 N	East Tenn. St.	3 2
									201 N	Texas-Arlington	3 1
									216 N	North Florida	3 0
									220 N	George Mason	3 0
									236 A	Rutgers	3 2
									252 H	St. John's (NY)	3 1
									255 A	DePaul	2 3
<hr/>											
LAST 10 GAMES											
38 H Louisville						0	3	185 H Connecticut		3	2
19 H Cincinnati						0	3	252 H St. John's (NY)		3	1
154 A South Fla.						0	3	99 A Villanova		0	3
236 A Rutgers						3	2	111 A Syracuse		3	2
96 A Seton Hall						3	2	40 A Marquette		0	3

Non-Div. I Games:

Georgetown

Average RPI Win:		202	WON-LOST	WINNING	LAST 10	STRENGTH OF		OPP. STRENGTH	TEAM	ADJ	CONF.	ADJ CONF.
Average RPI Loss:		84	RECORD	PCT. RANK	GAMES	SCHEDULE		OF SCHEDULE	RPI	RPI	RPI	RPI
DIV. I ONLY			18- 15	.54545	137	5- 5		143	125	126	.5114	126
DIV. I NON-CONF.			11- 7	.61111	115	1- 2		145	161	126	.52266	126
TOTALS			RPI 1-25	RPI 26-50		W-L RECORDS		RPI 51-100		RPI 101-150		RPI 150+
18- 15	0- 2			1- 2		OVERALL		0- 8		4- 1		13- 2
12- 7	0- 1			0- 1		HOME		0- 4		3- 1		9- 0
4- 6	0- 1			1- 0		AWAY		0- 3		1- 0		2- 2
2- 2	0- 0			0- 1		NEUTRAL		0- 1		0- 0		2- 0
11- 7	0- 1			0- 0		NON-CONFERENCE		0- 5		3- 0		8- 1
9- 3	0- 1			0- 0		HOME		0- 2		3- 0		6- 0
0- 3	0- 0			0- 0		AWAY		0- 2		0- 0		0- 1
2- 1	0- 0			0- 0		NEUTRAL		0- 1		0- 0		2- 0
7- 8	0- 1			1- 2		CONFERENCE		0- 3		1- 1		5- 1
3- 4	0- 0			0- 1		HOME		0- 2		0- 1		3- 0
4- 3	0- 1			1- 0		AWAY		0- 1		1- 0		2- 1
0- 1	0- 0			0- 1		NEUTRAL		0- 0		0- 0		0- 0
RPI S	Opponent	Score	RPI S	Opponent	Score	RPI S	Opponent	Score	RPI S	Opponent	Score	
11 H	Penn St.	0 3	38 A	Louisville	3 1	51 H	Ohio	2 3	111 H	Syracuse	0 3	
19 A	Cincinnati	0 3	38 N	Louisville	1 3	56 N	TCU	1 3	118 H	New Mexico	3 2	
			40 H	Marquette	0 3	57 H	Notre Dame	0 3	125 A	Georgetown	3 1	
						73 A	UCF	0 3	133 H	Duquesne	3 1	
						79 H	Delaware	2 3	140 H	Miami (OH)	3 0	
						96 H	Seton Hall	1 3	154 H	South Fla.	3 1	
						99 A	Villanova	1 3	185 A	Connecticut	3 1	
						100 A	San Diego St.	1 3	194 A	West Virginia	2 3	
									207 H	Rhode Island	3 1	
									229 A	Robert Morris	0 3	
									231 H	Marist	3 0	
									236 H	Rutgers	3 0	
									237 N	UNC Greensboro	3 0	
									238 H	New Hampshire	3 1	
									246 H	Temple	3 0	
									251 H	Eastern Ky.	3 0	
									252 A	St. John's (NY)	3 2	
									255 H	DePaul	3 1	
									291 N	Fla. Atlantic	3 0	
									306 H	Howard	3 0	
LAST 10 GAMES												
100 A	San Diego St.	1 3	185 A	Connecticut	3 1							
56 N	TCU	1 3	252 A	St. John's (NY)	3 2							
38 N	Louisville	1 3	111 H	Syracuse	0 3							
154 H	South Fla.	3 1	40 H	Marquette	0 3							
133 H	Duquesne	3 1	38 A	Louisville	3 1							

Non-Div. I Games:

Pittsburgh

Average RPI Win:	182	WON-LOST RECORD	WINNING PCT. RANK	LAST 10 GAMES	STRENGTH OF SCHEDULE	OPP. STRENGTH OF SCHEDULE	TEAM RPI	ADJ RPI	CONF. RPI	ADJ CONF. RPI	
DIV. I ONLY	18- 11	.62069	98	8- 2	194	128	118	.51084	128	14	14
DIV. I NON-CONF.	6- 4	.6	117	1- 0	290	153	194	.46345	194	14	14
<hr/>											
TOTALS	RPI 1-25	RPI 26-50		W-L RECORDS	RPI 51-100		RPI 101-150		RPI 150+		
18- 11	0- 0	0- 3		OVERALL	3- 3		3- 3		12- 2		
10- 2	0- 0	0- 1		HOME	2- 1		2- 0		6- 0		
5- 7	0- 0	0- 1		AWAY	1- 2		0- 3		4- 1		
3- 2	0- 0	0- 1		NEUTRAL	0- 0		1- 0		2- 1		
<hr/>											
6- 4	0- 0	0- 0		NON-CONFERENCE	1- 1		2- 2		3- 1		
3- 0	0- 0	0- 0		HOME	1- 0		1- 0		1- 0		
0- 3	0- 0	0- 0		AWAY	0- 1		0- 2		0- 0		
3- 1	0- 0	0- 0		NEUTRAL	0- 0		1- 0		2- 1		
<hr/>											
12- 7	0- 0	0- 3		CONFERENCE	2- 2		1- 1		9- 1		
7- 2	0- 0	0- 1		HOME	1- 1		1- 0		5- 0		
5- 4	0- 0	0- 1		AWAY	1- 1		0- 1		4- 1		
0- 1	0- 0	0- 1		NEUTRAL	0- 0		0- 0		0- 0		
<hr/>											
RPI S	Opponent	Score	RPI S	Opponent	Score	RPI S	Opponent	Score	RPI S	Opponent	Score
			42 A	North Dakota St.	0 3	68 A	Eastern Mich.	0 3	127 A	Toledo	1 3
			42 H	North Dakota St.	0 3	74 H	Central Mich.	3 2	130 A	IUPUI	2 3
			42 N	North Dakota St.	1 3	75 A	IPFW	3 1	130 H	IUPUI	3 1
						75 H	IPFW	0 3	135 H	Bowling Green	3 0
						87 A	Oral Roberts	1 3	144 A	Iowa	2 3
						87 H	Oral Roberts	3 0	148 N	Niagara	3 2
									168 A	South Dakota St.	3 1
									168 H	South Dakota St.	3 0
									174 A	South Dakota	3 2
									174 H	South Dakota	3 1
									212 A	UMKC	3 1
									212 H	UMKC	3 0
									218 A	Southern Utah	3 1
									218 H	Southern Utah	3 0
									253 H	Wright St.	3 0
									253 N	Wright St.	3 1
									254 A	Western Ill.	1 3
									254 H	Western Ill.	3 1
									299 N	Loyola Chicago	2 3
									317 N	Chicago St.	3 0
<hr/>											
LAST 10 GAMES											
			42 N	North Dakota St.	1 3	218 H	Southern Utah	3 0			
			254 H	Western Ill.	3 1	87 H	Oral Roberts	3 0			
			130 H	IUPUI	3 1	42 A	North Dakota St.	0 3			
			212 A	UMKC	3 1	168 A	South Dakota St.	3 1			
			174 A	South Dakota	3 2	135 H	Bowling Green	3 0			

Non-Div. I Games:

Oakland

Average RPI Win: 208		WON-LOST	WINNING	LAST 10	STRENGTH OF	OPP. STRENGTH	TEAM	ADJ	CONF.	ADJ CONF.	
Average RPI Loss: 80		RECORD	PCT. RANK	GAMES	SCHEDULE	OF SCHEDULE	RPI	RPI	RPI	RPI	
DIV. I ONLY		15- 16	.48387 164	5- 5	86	119	120	.51047 130	14	14	
DIV. I NON-CONF.		7- 6	.53846 153	2- 0	46	69	76	.55876 75	14	14	
<hr/>											
TOTALS		RPI 1-25	RPI 26-50		W-L RECORDS		RPI 51-100		RPI 101-150		RPI 150+
15- 16		0- 4	0- 3		OVERALL		0- 5		1- 1		14- 3
8- 6		0- 0	0- 2		HOME		0- 3		1- 0		7- 1
5- 7		0- 1	0- 1		AWAY		0- 2		0- 1		5- 2
2- 3		0- 3	0- 0		NEUTRAL		0- 0		0- 0		2- 0
7- 6		0- 4	0- 1		NON-CONFERENCE		0- 1		0- 0		7- 0
3- 2		0- 0	0- 1		HOME		0- 1		0- 0		3- 0
2- 1		0- 1	0- 0		AWAY		0- 0		0- 0		2- 0
2- 3		0- 3	0- 0		NEUTRAL		0- 0		0- 0		2- 0
8- 10		0- 0	0- 2		CONFERENCE		0- 4		1- 1		7- 3
5- 4		0- 0	0- 1		HOME		0- 2		1- 0		4- 1
3- 6		0- 0	0- 1		AWAY		0- 2		0- 1		3- 2
0- 0		0- 0	0- 0		NEUTRAL		0- 0		0- 0		0- 0
RPI S	Opponent	Score		RPI S	Opponent	Score		RPI S	Opponent	Score	
3 N	Iowa St.	0	3	34 H	Ball St.	0	3	68 H	Eastern Mich.	1	3
5 N	UNI	0	3	42 A	North Dakota St.	2	3	75 A	IPFW	1	3
14 A	Northern Ill.	1	3	42 H	North Dakota St.	1	3	75 H	IPFW	2	3
19 N	Cincinnati	0	3					87 A	Oral Roberts	1	3
								87 H	Oral Roberts	0	3

Non-Div. I Games:

IUPUI

Average RPI Win:		130	WON-LOST		WINNING		LAST 10		STRENGTH OF		OPP. STRENGTH		TEAM	ADJ		CONF.		ADJ CONF.						
Average RPI Loss:		85	RECORD		PCT. RANK		GAMES		SCHEDULE		OF SCHEDULE		RPI	RPI		RPI		RPI						
DIV. I ONLY			12- 17		.41379		206		2- 8		89		53		142		.51028		131		4		4	
DIV. I NON-CONF.			5- 4		.55556		145		0- 0		154		174		143		.50668		142		4		4	
TOTALS		RPI 1-25		RPI 26-50				W-L RECORDS				RPI 51-100				RPI 101-150				RPI 150+				
12- 17		1- 5		1- 0				OVERALL				1- 5				7- 5				2- 2				
5- 8		1- 2		0- 0				HOME				0- 2				3- 2				1- 2				
4- 8		0- 3		0- 0				AWAY				0- 3				3- 2				1- 0				
3- 1		0- 0		1- 0				NEUTRAL				1- 0				1- 1				0- 0				
5- 4		0- 0		1- 0				NON-CONFERENCE				1- 1				1- 1				2- 2				
1- 2		0- 0		0- 0				HOME				0- 0				0- 0				1- 2				
1- 1		0- 0		0- 0				AWAY				0- 1				0- 0				1- 0				
3- 1		0- 0		1- 0				NEUTRAL				1- 0				1- 1				0- 0				
7- 13		1- 5		0- 0				CONFERENCE				0- 4				6- 4				0- 0				
4- 6		1- 2		0- 0				HOME				0- 2				3- 2				0- 0				
3- 7		0- 3		0- 0				AWAY				0- 2				3- 2				0- 0				
0- 0		0- 0		0- 0				NEUTRAL				0- 0				0- 0				0- 0				
RPI	S	Opponent		Score		RPI	S	Opponent		Score		RPI	S	Opponent		Score		RPI	S	Opponent		Score		
9	A	Tennessee		1 3		46	N	Baylor		3 1		66	A	Arkansas		0 3		101	A	Ole Miss		3 2		
9	H	Tennessee		0 3								66	H	Arkansas		0 3		101	H	Ole Miss		0 3		
13	A	Kentucky		0 3								67	A	LSU		0 3		110	N	UTEP		3 2		
13	H	Kentucky		3 0								67	H	LSU		2 3		115	A	South Carolina		0 3		
20	A	Florida		0 3								92	A	Pacific		0 3		115	H	South Carolina		3 2		
20	H	Florida		0 3								92	N	Army		3 1		117	A	Auburn		3 0		
																		117	H	Auburn		3 2		
																		121	A	Georgia		1 3		
																		121	H	Georgia		1 3		
																		133	N	Duquesne		0 3		
																		149	A	Alabama		3 0		
																		149	H	Alabama		3 1		
																		202	H	UT Martin		1 3		
																		226	H	Southern Ill.		2 3		
																		241	A	Lamar		3 0		
																		311	H	Southeastern La.		3 0		
LAST 10 GAMES																								
		149 H Alabama		3 1				13 A Kentucky		0 3														
		101 H Ole Miss		0 3				67 H LSU		2 3														
		117 A Auburn		3 0				66 H Arkansas		0 3														
		121 A Georgia		1 3				20 A Florida		0 3														
		9 A Tennessee		1 3				115 A South Carolina		0 3														

Non-Div. I Games:

Mississippi St.

Average RPI Win:		224	WON-LOST RECORD		WINNING PCT. RANK		LAST 10 GAMES		STRENGTH OF SCHEDULE		OPP. STRENGTH OF SCHEDULE		TEAM RPI		ADJ RPI		CONF. RPI		ADJ CONF. RPI	
DIV. I ONLY			18- 15		.54545 137		6- 4		126		170		127		.50962 132		18		18	
DIV. I NON-CONF.			8- 8		.5 164		0- 0		132		127		148		.50204 150		20		21	
TOTALS		RPI 1-25		RPI 26-50		W-L RECORDS		RPI 51-100		RPI 101-150		RPI 150+								
18- 15		0- 1		0- 2		OVERALL		2- 7		0- 2		16- 3								
12- 5		0- 0		0- 0		HOME		2- 3		0- 0		10- 2								
5- 5		0- 0		0- 2		AWAY		0- 2		0- 0		5- 1								
1- 5		0- 1		0- 0		NEUTRAL		0- 2		0- 2		1- 0								
8- 8		0- 1		0- 2		NON-CONFERENCE		1- 1		0- 2		7- 2								
7- 2		0- 0		0- 0		HOME		1- 0		0- 0		6- 2								
1- 2		0- 0		0- 2		AWAY		0- 0		0- 0		1- 0								
0- 4		0- 1		0- 0		NEUTRAL		0- 1		0- 2		0- 0								
10- 7		0- 0		0- 0		CONFERENCE		1- 6		0- 0		9- 1								
5- 3		0- 0		0- 0		HOME		1- 3		0- 0		4- 0								
4- 3		0- 0		0- 0		AWAY		0- 2		0- 0		4- 1								
1- 1		0- 0		0- 0		NEUTRAL		0- 1		0- 0		1- 0								
RPI	S	Opponent		Score		RPI	S	Opponent		Score		RPI	S	Opponent		Score				
25	N	San Diego		1	3	26	A	Kansas St.		0	3	51	H	Ohio		3	0			
						31	A	North Carolina		0	3	59	N	BYU		1	3			
												62	H	Samford		1	3			
												64	A	Furman		1	3			
												64	H	Furman		3	0			
												71	A	Col. of Charleston		1	3			
												71	H	Col. of Charleston		2	3			
												98	H	Appalachian St.		1	3			
												98	N	Appalachian St.		2	3			

Non-Div. I Games:

Ga. Southern

Average RPI Win:	213	WON-LOST	WINNING	LAST 10	STRENGTH OF	OPP. STRENGTH	TEAM	ADJ	CONF.	ADJ CONF.	
Average RPI Loss:	112	RECORD	PCT. RANK	GAMES	SCHEDULE	OF SCHEDULE	RPI	RPI	RPI	RPI	
DIV. I ONLY	19- 13	.59375	111	4- 6	170	197	131	.50762	133	17	17
DIV. I NON-CONF.	10- 5	.66667	81	0- 1	144	195	110	.54073	103	17	17
<hr/>											
TOTALS	RPI 1-25	RPI 26-50		W-L RECORDS		RPI 51-100		RPI 101-150		RPI 150+	
19- 13	0- 0	0- 2		OVERALL		2- 5		3- 3		14- 3	
10- 1	0- 0	0- 0		HOME		0- 1		1- 0		9- 0	
3- 11	0- 0	0- 2		AWAY		0- 3		0- 3		3- 3	
6- 1	0- 0	0- 0		NEUTRAL		2- 1		2- 0		2- 0	
<hr/>											
10- 5	0- 0	0- 0		NON-CONFERENCE		2- 3		1- 2		7- 0	
4- 0	0- 0	0- 0		HOME		0- 0		0- 0		4- 0	
1- 4	0- 0	0- 0		AWAY		0- 2		0- 2		1- 0	
5- 1	0- 0	0- 0		NEUTRAL		2- 1		1- 0		2- 0	
<hr/>											
9- 8	0- 0	0- 2		CONFERENCE		0- 2		2- 1		7- 3	
6- 1	0- 0	0- 0		HOME		0- 1		1- 0		5- 0	
2- 7	0- 0	0- 2		AWAY		0- 1		0- 1		2- 3	
1- 0	0- 0	0- 0		NEUTRAL		0- 0		1- 0		0- 0	
<hr/>											
RPI S	Opponent	Score	RPI S	Opponent	Score	RPI S	Opponent	Score	RPI S	Opponent	Score
			36 A Dayton	0 3	60 N New Mexico St.	3 0	114 A Cleveland St.	0 3			
			36 A Dayton	0 3	70 A Xavier	0 3	116 A George Washington	2 3			
					75 N IPFW	3 0	116 H George Washington	3 1			
					81 A Northwestern	1 3	116 N George Washington	3 2			
					82 H Saint Louis	0 3	126 A Pittsburgh	1 3			
					92 A Pacific	0 3	131 N Mississippi St.	3 0			
					92 N Army	2 3	157 A Charlotte	2 3			
							157 H Charlotte	3 2			
							200 N Colgate	3 1			
							207 A Rhode Island	0 3			
							207 H Rhode Island	3 0			
							229 A Robert Morris	3 1			
							231 H Marist	3 0			
							246 A Temple	2 3			
							246 H Temple	3 0			
							251 H Eastern Ky.	3 0			
							255 N DePaul	3 0			
							273 A Fordham	3 2			
							273 H Fordham	3 1			
							296 H Saint Francis (PA)	3 0			
							306 H Howard	3 0			
							308 A La Salle	3 0			
							308 H La Salle	3 0			
<hr/>											
			LAST 10 GAMES								
			36 A Dayton	0 3	116 A George Washington	2 3	308 H La Salle				
			116 N George Washington	3 2	157 A Charlotte	2 3					
			308 A La Salle	3 0	273 H Fordham	3 1					
			246 A Temple	2 3	207 H Rhode Island	3 0					
			126 A Pittsburgh	1 3	82 H Saint Louis	0 3					

Non-Div. I Games:

Duquesne

Average RPI Win: 223		WON-LOST	WINNING	LAST 10	STRENGTH OF		OPP. STRENGTH	TEAM	ADJ	CONF.	ADJ CONF.
Average RPI Loss: 72		RECORD	PCT. RANK	GAMES	SCHEDULE		OF SCHEDULE	RPI	RPI	RPI	RPI
DIV. I ONLY		14- 15	.48276	167	6- 4		123	131	147	.50757	134
DIV. I NON-CONF.		6- 7	.46154	187	1- 0		141	146	169	.49526	159
TOTALS		RPI 1-25	RPI 26-50		W-L RECORDS		RPI 51-100		RPI 101-150		RPI 150+
14- 15	0- 4	0- 2		OVERALL		0- 3		1- 5		13- 1	
6- 5	0- 2	0- 0		HOME		0- 1		1- 2		5- 0	
6- 6	0- 1	0- 1		AWAY		0- 1		0- 2		6- 1	
2- 4	0- 1	0- 1		NEUTRAL		0- 1		0- 1		2- 0	
6- 7	0- 1	0- 2		NON-CONFERENCE		0- 1		1- 3		5- 0	
2- 2	0- 1	0- 0		HOME		0- 0		1- 1		1- 0	
3- 2	0- 0	0- 1		AWAY		0- 0		0- 1		3- 0	
1- 3	0- 0	0- 1		NEUTRAL		0- 1		0- 1		1- 0	
8- 8	0- 3	0- 0		CONFERENCE		0- 2		0- 2		8- 1	
4- 3	0- 1	0- 0		HOME		0- 1		0- 1		4- 0	
3- 4	0- 1	0- 0		AWAY		0- 1		0- 1		3- 1	
1- 1	0- 1	0- 0		NEUTRAL		0- 0		0- 0		1- 0	
RPI S	Opponent	Score	RPI S	Opponent	Score	RPI S	Opponent	Score	RPI S	Opponent	Score
7 A	Hawaii	0 3	35 A	Washington	0 3	60 A	New Mexico St.	0 3	102 A	Idaho	2 3
7 H	Hawaii	1 3	46 N	Baylor	0 3	60 H	New Mexico St.	0 3	102 H	Idaho	1 3
7 N	Hawaii	2 3				88 N	San Francisco	0 3	104 H	Cal Poly	2 3
25 H	San Diego	0 3							124 N	Cal St. Northridge	0 3
									142 A	UNLV	2 3
									147 H	Long Island	3 0
									159 A	Sacramento St.	3 1
									170 A	San Jose St.	3 2
									170 H	San Jose St.	3 1
									173 A	Utah St.	1 3
									173 H	Utah St.	3 2
									173 N	Utah St.	3 0
									231 N	Marist	3 0
									263 A	Nevada	3 2
									263 H	Nevada	3 1
									267 A	Louisiana Tech	3 0
									267 H	Louisiana Tech	3 0
									280 A	CSU Bakersfield	3 0
									280 H	CSU Bakersfield	3 1
									283 A	Seattle	3 0
			LAST 10 GAMES								
	7 N	Hawaii	2 3		60 A	New Mexico St.	0 3				
	173 N	Utah St.	3 0		170 H	San Jose St.	3 1				
	173 H	Utah St.	3 2		7 H	Hawaii	1 3				
	102 H	Idaho	1 3		263 H	Nevada	3 1				
	267 A	Louisiana Tech	3 0		280 A	CSU Bakersfield	3 0				

Non-Div. I Games:

Fresno St.

Average RPI Win:		226	WON-LOST RECORD		WINNING PCT. RANK		LAST 10 GAMES		STRENGTH OF SCHEDULE		OPP. STRENGTH OF SCHEDULE		TEAM RPI		ADJ RPI		CONF. RPI		ADJ CONF. RPI	
DIV. I ONLY			19- 12		.6129	102	3- 7		201	158	133	.50671	135	7	7					
DIV. I NON-CONF.			13- 1		.92857	12	0- 1		268	299	83	.55342	84	8	8					
TOTALS		RPI 1-25		RPI 26-50		W-L RECORDS		RPI 51-100		RPI 101-150		RPI 150+								
19- 12	0- 2		1- 2	OVERALL	0- 4	2- 2	16- 2													
6- 5	0- 1		1- 0	HOME	0- 3	1- 0	4- 1													
7- 6	0- 0		0- 2	AWAY	0- 1	1- 2	6- 1													
6- 1	0- 1		0- 0	NEUTRAL	0- 0	0- 0	6- 0													
13- 1	0- 0		1- 0	NON-CONFERENCE	0- 0	0- 1	12- 0													
3- 0	0- 0		1- 0	HOME	0- 0	0- 0	2- 0													
4- 1	0- 0		0- 0	AWAY	0- 0	0- 1	4- 0													
6- 0	0- 0		0- 0	NEUTRAL	0- 0	0- 0	6- 0													
6- 11	0- 2		0- 2	CONFERENCE	0- 4	2- 1	4- 2													
3- 5	0- 1		0- 0	HOME	0- 3	1- 0	2- 1													
3- 5	0- 0		0- 2	AWAY	0- 1	1- 1	2- 1													
0- 1	0- 1		0- 0	NEUTRAL	0- 0	0- 0	0- 0													
RPI	S	Opponent	Score	RPI	S	Opponent	Score	RPI	S	Opponent	Score	RPI	S	Opponent	Score					
14	H	Northern Ill.	2 3	32	A	Western Mich.	1 3	51	A	Ohio	0 3	127	A	Toledo	3 1					
14	N	Northern Ill.	0 3	34	A	Ball St.	0 3	51	H	Ohio	2 3	128	A	Oakland	0 3					
				37	H	Michigan St.	3 1	68	H	Eastern Mich.	0 3	140	A	Miami (OH)	1 3					
								74	H	Central Mich.	2 3	140	H	Miami (OH)	3 2					
												154	A	South Fla.	3 0					
												195	N	Md.-East. Shore	3 2					
												213	A	Buffalo	0 3					
												213	H	Buffalo	2 3					
												214	A	Kent St.	3 0					
												214	H	Kent St.	3 0					
												225	N	Stony Brook	3 0					
												230	A	Akron	3 0					
												230	H	Akron	3 0					
												248	N	Air Force	3 0					
												251	N	Eastern Ky.	3 2					
												253	A	Wright St.	3 0					
												262	H	Canisius	3 0					
												278	H	SIU Edwardsville	3 1					
												288	A	Bucknell	3 0					
												309	A	Navy	3 0					
												313	N	Bethune-Cookman	3 0					
												321	N	Coppin St.	3 0					
				LAST 10 GAMES																
		14 N Northern Ill.	0 3			51 H Ohio	2 3													
		14 H Northern Ill.	2 3			214 H Kent St.	3 0													
		140 A Miami (OH)	1 3			34 A Ball St.	0 3													
		230 A Akron	3 0			127 A Toledo	3 1													
		213 A Buffalo	0 3			128 A Oakland	0 3													

Non-Div. I Games:

Bowling Green

Average RPI Win:		157	WON-LOST RECORD		WINNING PCT. RANK		LAST 10 GAMES		STRENGTH OF SCHEDULE		OPP. STRENGTH OF SCHEDULE		TEAM RPI		ADJ RPI		CONF. RPI		ADJ CONF. RPI	
Average RPI Loss:		84																		
DIV. I ONLY			13- 16		.44828 190		4- 6		105		96		143		.50626 136		9		8	
DIV. I NON-CONF.			5- 8		.38462 225		0- 2		90		101		165		.49013 164		7		7	
<hr/>																				
TOTALS		RPI 1-25			RPI 26-50			W-L RECORDS			RPI 51-100			RPI 101-150			RPI 150+			
13- 16		0- 3			0- 3			OVERALL			4- 4			1- 5			8- 2			
6- 5		0- 2			0- 1			HOME			3- 1			1- 1			2- 1			
5- 8		0- 0			0- 2			AWAY			1- 3			0- 3			4- 0			
2- 3		0- 1			0- 0			NEUTRAL			0- 0			0- 1			2- 1			
5- 8		0- 3			0- 1			NON-CONFERENCE			1- 1			0- 2			4- 2			
1- 3		0- 2			0- 0			HOME			1- 0			0- 0			0- 1			
2- 3		0- 0			0- 1			AWAY			0- 1			0- 1			2- 0			
2- 3		0- 1			0- 0			NEUTRAL			0- 0			0- 1			2- 1			
8- 8		0- 0			0- 2			CONFERENCE			3- 3			1- 3			4- 0			
5- 3		0- 0			0- 1			HOME			2- 1			1- 1			2- 0			
3- 5		0- 0			0- 1			AWAY			1- 2			0- 2			2- 0			
0- 0		0- 0			0- 0			NEUTRAL			0- 0			0- 0			0- 0			
RPI	S	Opponent			Score		RPI	S	Opponent			Score		RPI	S	Opponent			Score	
7	H	Hawaii			1	3	41	A	Long Beach St.			1	3	53	A	UC Santa Barbara			1	3
7	H	Hawaii			1	3	41	H	Long Beach St.			0	3	53	H	UC Santa Barbara			3	2
15	N	UCLA			0	3	49	A	Arizona			1	3	59	H	BYU			3	1
													92	A	Pacific			2	3	
													92	H	Pacific			0	3	
													95	A	UC Davis			3	2	
													95	H	UC Davis			3	0	
													100	A	San Diego St.			2	3	

Non-Div. I Games:

Cal St. Fullerton

Average RPI Win:		218	WON-LOST RECORD		WINNING PCT. RANK		LAST 10 GAMES		STRENGTH OF SCHEDULE		OPP. STRENGTH OF SCHEDULE		TEAM RPI		ADJ RPI		CONF. RPI		ADJ CONF. RPI				
Average RPI Loss:		95																					
DIV. I ONLY			18- 13		.58065 114		6- 4		163		159		128		.50586 137		20		20				
DIV. I NON-CONF.			5- 7		.41667 209		0- 0		121		102		170		.48897 166		18		18				
TOTALS		RPI 1-25		RPI 26-50		W-L RECORDS		RPI 51-100		RPI 101-150		RPI 150+											
18- 13		0- 1		0- 1		OVERALL		1- 7		0- 1		17- 3											
11- 1		0- 0		0- 0		HOME		1- 1		0- 0		10- 0											
5- 6		0- 0		0- 0		AWAY		0- 2		0- 1		5- 3											
2- 6		0- 1		0- 1		NEUTRAL		0- 4		0- 0		2- 0											
5- 7		0- 1		0- 1		NON-CONFERENCE		0- 3		0- 1		5- 1											
3- 0		0- 0		0- 0		HOME		0- 0		0- 0		3- 0											
1- 2		0- 0		0- 0		AWAY		0- 0		0- 1		1- 1											
1- 5		0- 1		0- 1		NEUTRAL		0- 3		0- 0		1- 0											
13- 6		0- 0		0- 0		CONFERENCE		1- 4		0- 0		12- 2											
8- 1		0- 0		0- 0		HOME		1- 1		0- 0		7- 0											
4- 4		0- 0		0- 0		AWAY		0- 2		0- 0		4- 2											
1- 1		0- 0		0- 0		NEUTRAL		0- 1		0- 0		1- 0											
RPI	S	Opponent		Score		RPI	S	Opponent		Score		RPI	S	Opponent		Score							
19	N	Cincinnati		1	3	27	N	Oklahoma		0	3	52	N	North Dakota		1	3	106	A	Houston Baptist		2	3
												63	N	Rice		1	3	156	A	Washington St.		1	3
												72	A	Texas St.		1	3	162	A	North Texas		3	1
												72	H	Texas St.		0	3	163	A	Stephen F. Austin		3	2
												78	A	UTSA		0	3	163	H	Stephen F. Austin		3	1
												78	H	UTSA		3	2	186	H	Central Ark.		3	2
												78	N	UTSA		0	3	201	A	Texas-Arlington		1	3
												88	N	San Francisco		0	3	201	H	Texas-Arlington		3	0
																		201	N	Texas-Arlington		3	2
																		221	A	A&M-Corpus Christi		2	3
																		221	H	A&M-Corpus Christi		3	1
																		221	H	A&M-Corpus Christi		3	2
																		233	A	Nicholls St.		3	1
																		236	H	Rutgers		3	1
																		241	A	Lamar		3	1
																		242	H	Northwestern St.		3	1
																		245	N	Manhattan		3	0
																		264	A	McNeese St.		3	0
																		267	H	Louisiana Tech		3	0
																		284	H	Tex.-Pan American		3	1
																		311	H	Southeastern La.		3	0
LAST 10 GAMES																							
						78	N	UTSA		0	3	78	H	UTSA		3	2						
						201	N	Texas-Arlington		3	2	72	A	Texas St.		1	3						
						264	A	McNeese St.		3	0	201	A	Texas-Arlington		1	3						
						241	A	Lamar		3	1	311	H	Southeastern La.		3	0						
						221	H	A&M-Corpus Christi		3	2	72	H	Texas St.		0	3						

Non-Div. I Games:

Sam Houston St.

Average RPI Win: 158		WON-LOST RECORD		WINNING PCT. RANK		LAST 10 GAMES		STRENGTH OF SCHEDULE		OPP. STRENGTH OF SCHEDULE		TEAM RPI		ADJ RPI		CONF. RPI		ADJ CONF. RPI	
DIV. I ONLY		11- 20		.35484 240		3- 7		70		28		152		.50542 138		3		3	
DIV. I NON-CONF.		5- 4		.55556 145		0- 0		207		82		158		.49587 155		3		3	
TOTALS		RPI 1-25		RPI 26-50		W-L RECORDS		RPI 51-100		RPI 101-150		RPI 150+							
11- 20		0- 6		1- 7		OVERALL		1- 3		2- 3		7- 1							
6- 11		0- 3		0- 4		HOME		0- 3		2- 1		4- 0							
4- 8		0- 3		1- 3		AWAY		1- 0		0- 2		2- 0							
1- 1		0- 0		0- 0		NEUTRAL		0- 0		0- 0		1- 1							
5- 4		0- 0		0- 0		NON-CONFERENCE		1- 3		1- 0		3- 1							
3- 3		0- 0		0- 0		HOME		0- 3		1- 0		2- 0							
1- 0		0- 0		0- 0		AWAY		1- 0		0- 0		0- 0							
1- 1		0- 0		0- 0		NEUTRAL		0- 0		0- 0		1- 1							
6- 16		0- 6		1- 7		CONFERENCE		0- 0		1- 3		4- 0							
3- 8		0- 3		0- 4		HOME		0- 0		1- 1		2- 0							
3- 8		0- 3		1- 3		AWAY		0- 0		0- 2		2- 0							
0- 0		0- 0		0- 0		NEUTRAL		0- 0		0- 0		0- 0							
RPI S	Opponent	Score		RPI S	Opponent	Score		RPI S	Opponent	Score		RPI S	Opponent	Score					
8 A	Southern California	0	3	29 A	California	0	3	59 H	BYU	0	3	103 A	Oregon St.	0	3				
8 H	Southern California	0	3	29 H	California	2	3	68 H	Eastern Mich.	2	3	103 H	Oregon St.	0	3				
15 A	UCLA	0	3	30 A	Oregon	3	2	81 H	Northwestern	0	3	124 H	Cal St. Northridge	3	0				
15 H	UCLA	0	3	30 H	Oregon	0	3	91 A	Yale	3	1	141 A	Arizona St.	2	3				
18 A	Stanford	0	3	35 A	Washington	0	3					141 H	Arizona St.	3	0				
18 H	Stanford	0	3	35 H	Washington	0	3					156 A	Washington St.	3	1				
				49 A	Arizona	0	3					156 H	Washington St.	3	1				
				49 H	Arizona	1	3					183 A	Colorado	3	0				
												183 H	Colorado	3	0				
												187 H	UC Riverside	3	1				
												200 N	Colgate	3	0				
												204 N	Boston College	1	3				
												289 H	Weber St.	3	0				
				LAST 10 GAMES															
				183 H	Colorado	3	0	18 H	Stanford	0	3								
				156 H	Washington St.	3	1	29 H	California	2	3								
				35 H	Washington	0	3	103 A	Oregon St.	0	3								
				141 A	Arizona St.	2	3	30 A	Oregon	3	2								
				49 A	Arizona	0	3	15 A	UCLA	0	3								

Non-Div. I Games:

Utah

Average RPI Win:		218	WON-LOST RECORD		WINNING PCT. RANK		LAST 10 GAMES		STRENGTH OF SCHEDULE		OPP. STRENGTH OF SCHEDULE		TEAM RPI		ADJ RPI		CONF. RPI		ADJ CONF. RPI	
DIV. I ONLY			20- 13		.60606 106		5- 5		224		155		146		.50479 139		11		11	
DIV. I NON-CONF.			11- 2		.84615 27		0- 0		282		258		120		.52668 121		10		10	
TOTALS		RPI 1-25		RPI 26-50		W-L RECORDS		RPI 51-100		RPI 101-150		RPI 150+								
20- 13		0- 2		0- 0		OVERALL		3- 6		0- 2		17- 3								
9- 5		0- 1		0- 0		HOME		2- 3		0- 0		7- 1								
6- 7		0- 1		0- 0		AWAY		1- 3		0- 2		5- 1								
5- 1		0- 0		0- 0		NEUTRAL		0- 0		0- 0		5- 1								
11- 2		0- 0		0- 0		NON-CONFERENCE		0- 1		0- 0		11- 1								
4- 0		0- 0		0- 0		HOME		0- 0		0- 0		4- 0								
2- 1		0- 0		0- 0		AWAY		0- 1		0- 0		2- 0								
5- 1		0- 0		0- 0		NEUTRAL		0- 0		0- 0		5- 1								
9- 11		0- 2		0- 0		CONFERENCE		3- 5		0- 2		6- 2								
5- 5		0- 1		0- 0		HOME		2- 3		0- 0		3- 1								
4- 6		0- 1		0- 0		AWAY		1- 2		0- 2		3- 1								
0- 0		0- 0		0- 0		NEUTRAL		0- 0		0- 0		0- 0								
RPI	S	Opponent		Score		RPI	S	Opponent		Score		RPI	S	Opponent		Score				
24	A	Tulsa		0 3				61 H Houston		1 3		110	A	UTEP		2 3				
24	H	Tulsa		0 3				63 A Rice		0 3		110	A	UTEP		1 3				
								73 H UCF		1 3		151	A	Southern Miss.		0 3				
								73 H UCF		3 1		151	H	Southern Miss.		1 3				
								84 A UAB		3 1		165	N	Columbia		1 3				
								84 H UAB		0 3		188	A	Marshall		3 2				
								88 A San Francisco		2 3		188	H	Marshall		3 0				
								97 A SMU		2 3		191	H	Georgia St.		3 1				
								97 H SMU		3 2		211	A	Tulane		3 0				
												211	H	Tulane		3 1				
												222	N	Green Bay		3 0				
												224	N	Radford		3 1				
												226	A	Southern Ill.		3 0				
												228	H	UALR		3 1				
												237	A	UNC Greensboro		3 0				
												259	H	Southeast Mo. St.		3 1				
												274	A	East Carolina		3 0				
												274	H	East Carolina		3 0				
												281	H	Alabama A&M		3 0				
												286	N	Murray St.		3 0				
												305	N	Providence		3 0				
												306	N	Howard		3 0				
LAST 10 GAMES																				
84 A UAB		3 1		73 H UCF		3 1														
274 A East Carolina		3 0		73 H UCF		1 3														
188 A Marshall		3 2		97 A SMU		2 3														
151 H Southern Miss.		1 3		24 A Tulsa		0 3														
211 H Tulane		3 1		61 H Houston		1 3														

Non-Div. I Games:

Memphis

Average RPI Win: 221		WON-LOST RECORD		WINNING PCT. RANK		LAST 10 GAMES		STRENGTH OF SCHEDULE		OPP. STRENGTH OF SCHEDULE		TEAM RPI		ADJ RPI		CONF. RPI		ADJ CONF. RPI	
Average RPI Loss: 70																			
DIV. I ONLY		16- 16		.5 152		4- 6		147		113		149		.50457 140		7 7			
DIV. I NON-CONF.		9- 6		.6 117		0- 1		173		155		132		.51641 131		8 8			
TOTALS		RPI 1-25		RPI 26-50		W-L RECORDS		RPI 51-100		RPI 101-150		RPI 150+							
16- 16		0- 4		1- 2		OVERALL		0- 6		1- 3		14- 1							
7- 4		0- 0		1- 0		HOME		0- 3		1- 0		5- 1							
5- 8		0- 2		0- 2		AWAY		0- 1		0- 3		5- 0							
4- 4		0- 2		0- 0		NEUTRAL		0- 2		0- 0		4- 0							
9- 6		0- 3		0- 1		NON-CONFERENCE		0- 1		0- 1		9- 0							
3- 0		0- 0		0- 0		HOME		0- 0		0- 0		3- 0							
2- 3		0- 1		0- 1		AWAY		0- 0		0- 1		2- 0							
4- 3		0- 2		0- 0		NEUTRAL		0- 1		0- 0		4- 0							
7- 10		0- 1		1- 1		CONFERENCE		0- 5		1- 2		5- 1							
4- 4		0- 0		1- 0		HOME		0- 3		1- 0		2- 1							
3- 5		0- 1		0- 1		AWAY		0- 1		0- 2		3- 0							
0- 1		0- 0		0- 0		NEUTRAL		0- 1		0- 0		0- 0							
RPI S	Opponent		Score		RPI S	Opponent		Score		RPI S	Opponent		Score		RPI S	Opponent		Score	
11 N	Penn St.		0	3	31 A	North Carolina		0	3	51 A	Ohio		0	3	126 A	Pittsburgh		0	3
14 A	Northern Ill.		0	3	32 H	Western Mich.		3	2	51 H	Ohio		0	3	127 A	Toledo		2	3
19 A	Cincinnati		0	3	34 A	Ball St.		1	3	51 N	Ohio		0	3	135 A	Bowling Green		2	3
24 N	Tulsa		0	3						68 H	Eastern Mich.		0	3	135 H	Bowling Green		3	1
										74 H	Central Mich.		1	3	152 H	Fla. Gulf Coast		3	2
										82 N	Saint Louis		2	3	206 A	Indiana St.		3	2
															213 A	Buffalo		3	2
															213 H	Buffalo		3	1
															214 A	Kent St.		3	0
															214 H	Kent St.		2	3
															224 H	Radford		3	1
															230 A	Akron		3	2
															230 H	Akron		3	0
															238 N	New Hampshire		3	1
															253 A	Wright St.		3	1
															275 N	Eastern Ill.		3	1
															281 H	Alabama A&M		3	0
															317 N	Chicago St.		3	0
															321 N	Coppin St.		3	0
LAST 10 GAMES																			
19 A	Cincinnati		0	3	230 A	Akron		3	2										
51 N	Ohio		0	3	51 H	Ohio		0	3										
32 H	Western Mich.		3	2	214 H	Kent St.		2	3										
135 H	Bowling Green		3	1	127 A	Toledo		2	3										
213 A	Buffalo		3	2	34 A	Ball St.		1	3										

Non-Div. I Games:

Miami (OH)

Average RPI Win:	127	WON-LOST	WINNING	LAST 10	STRENGTH OF	OPP. STRENGTH	TEAM	ADJ	CONF.	ADJ CONF.		
Average RPI Loss:	57	RECORD	PCT. RANK	GAMES	SCHEDULE	OF SCHEDULE	RPI	RPI	RPI	RPI		
DIV. I ONLY		9- 22	.29032	273		19	23	132	.50456	141	3	3
DIV. I NON-CONF.		4- 5	.44444	199		25	40	79	.55335	85	3	3

TOTALS	RPI 1-25	RPI 26-50		W-L RECORDS		RPI 51-100		RPI 101-150		RPI 150+		
9- 22	0- 8	2- 8		OVERALL		0- 0		3- 3		4- 3		
6- 8	0- 3	2- 3		HOME		0- 0		2- 0		2- 2		
1- 12	0- 4	0- 5		AWAY		0- 0		0- 2		1- 1		
2- 2	0- 1	0- 0		NEUTRAL		0- 0		1- 1		1- 0		
4- 5	0- 2	1- 1		NON-CONFERENCE		0- 0		1- 1		2- 1		
2- 1	0- 0	1- 0		HOME		0- 0		0- 0		1- 1		
0- 2	0- 1	0- 1		AWAY		0- 0		0- 0		0- 0		
2- 2	0- 1	0- 0		NEUTRAL		0- 0		1- 1		1- 0		
5- 17	0- 6	1- 7		CONFERENCE		0- 0		2- 2		2- 2		
4- 7	0- 3	1- 3		HOME		0- 0		2- 0		1- 1		
1- 10	0- 3	0- 4		AWAY		0- 0		0- 2		1- 1		
0- 0	0- 0	0- 0		NEUTRAL		0- 0		0- 0		0- 0		

RPI S	Opponent	Score	RPI S	Opponent	Score	RPI S	Opponent	Score	RPI S	Opponent	Score	
3 A	Iowa St.	1 3	29 A	California	1 3				103 A	Oregon St.	2 3	
8 A	Southern California	1 3	29 H	California	0 3				103 H	Oregon St.	3 0	
8 H	Southern California	1 3	30 A	Oregon	1 3				132 N	Ga. Southern	3 1	
15 A	UCLA	0 3	30 H	Oregon	1 3				138 A	Utah	0 3	
15 H	UCLA	0 3	31 A	North Carolina	0 3				138 H	Utah	3 2	
18 A	Stanford	0 3	35 A	Washington	2 3				144 N	Iowa	1 3	
18 H	Stanford	1 3	35 H	Washington	0 3				151 N	Southern Miss.	3 1	
25 N	San Diego	0 3	49 A	Arizona	1 3				153 H	Denver	3 0	
			49 H	Arizona	3 1				156 A	Washington St.	0 3	
			50 H	Milwaukee	3 1				156 H	Washington St.	2 3	
									170 H	San Jose St.	1 3	
									183 A	Colorado	3 0	
									183 H	Colorado	3 1	
LAST 10 GAMES												
			49 H	Arizona	3 1	183 H	Colorado	3 1				
			49 A	Arizona	1 3	103 H	Oregon St.	3 0				
			15 A	UCLA	0 3	30 H	Oregon	1 3				
			8 A	Southern California	1 3	156 A	Washington St.	0 3				
			138 H	Utah	3 2	35 A	Washington	2 3				

Non-Div. I Games:

Arizona St.

UNLV		Through Games Of November 26, 2011										
Average RPI Win:	173	WON-LOST	WINNING	LAST 10	STRENGTH OF	OPP. STRENGTH	TEAM	ADJ	CONF.	ADJ CONF.		
Average RPI Loss:	94 <th>RECORD</th> <th>PCT. RANK</th> <th>GAMES</th> <th>SCHEDULE</th> <th>OF SCHEDULE</th> <th>RPI</th> <th>RPI</th> <th>RPI</th> <th>RPI</th>	RECORD	PCT. RANK	GAMES	SCHEDULE	OF SCHEDULE	RPI	RPI	RPI	RPI		
DIV. I ONLY		14- 17	.45161	185	4- 6	84	137	135	.50373	142	8	9
DIV. I NON-CONF.		8- 6	.57143	138	1- 0	181	171	149	.50273	148	12	12
<hr/>												
TOTALS	RPI 1-25	RPI 26-50		W-L RECORDS		RPI 51-100		RPI 101-150		RPI 150+		
14- 17	0- 0	0- 4		OVERALL		5- 6		1- 4		8- 3		
5- 8	0- 0	0- 2		HOME		1- 3		1- 2		3- 1		
4- 6	0- 0	0- 1		AWAY		1- 2		0- 2		3- 1		
5- 3	0- 0	0- 1		NEUTRAL		3- 1		0- 0		2- 1		
<hr/>												
8- 6	0- 0	0- 1		NON-CONFERENCE		1- 2		1- 2		6- 1		
3- 3	0- 0	0- 1		HOME		0- 1		1- 1		2- 0		
2- 1	0- 0	0- 0		AWAY		0- 0		0- 1		2- 0		
3- 2	0- 0	0- 0		NEUTRAL		1- 1		0- 0		2- 1		
<hr/>												
6- 11	0- 0	0- 3		CONFERENCE		4- 4		0- 2		2- 2		
2- 5	0- 0	0- 1		HOME		1- 2		0- 1		1- 1		
2- 5	0- 0	0- 1		AWAY		1- 2		0- 1		1- 1		
2- 1	0- 0	0- 1		NEUTRAL		2- 0		0- 0		0- 0		
<hr/>												
RPI S	Opponent	Score	RPI S	Opponent	Score	RPI S	Opponent	Score	RPI S	Opponent	Score	
			28 A	Colorado St.	0 3	56 A	TCU	3 1	108 A	Northern Colo.	0 3	
			28 H	Colorado St.	2 3	56 H	TCU	0 3	118 A	New Mexico	0 3	
			28 N	Colorado St.	0 3	56 N	TCU	3 1	118 H	New Mexico	1 3	
			46 H	Baylor	2 3	83 A	Wyoming	1 3	124 H	Cal St. Northridge	2 3	
						83 H	Wyoming	2 3	134 H	Fresno St.	3 2	
						86 N	Morehead St.	3 2	158 A	Boise St.	2 3	
						88 H	San Francisco	0 3	158 H	Boise St.	2 3	
						95 N	UC Davis	0 3	183 N	Colorado	1 3	
						100 A	San Diego St.	1 3	186 N	Central Ark.	3 0	
						100 H	San Diego St.	3 0	199 H	Eastern Wash.	3 1	
						100 N	San Diego St.	3 0	218 H	Southern Utah	3 2	
									242 N	Northwestern St.	3 2	
									248 A	Air Force	3 1	
									248 H	Air Force	3 0	
									263 A	Nevada	3 0	
									280 A	CSU Bakersfield	3 2	
<hr/>												
LAST 10 GAMES												
			28 N	Colorado St.	0 3	118 H	New Mexico	1 3				
			56 N	TCU	3 1	56 H	TCU	0 3				
			100 N	San Diego St.	3 0	28 A	Colorado St.	0 3				
			158 A	Boise St.	2 3	83 A	Wyoming	1 3				
			248 A	Air Force	3 1	280 A	CSU Bakersfield	3 2				

Non-Div. I Games:

UNLV

Average RPI Win:	216	WON-LOST RECORD	WINNING PCT. RANK	LAST 10 GAMES	STRENGTH OF SCHEDULE	OPP. STRENGTH OF SCHEDULE	TEAM RPI	ADJ RPI	CONF. RPI	ADJ CONF. RPI					
DIV. I ONLY		9- 23	.28125	276	1- 9	26	30	150	.50353	143	2	2			
DIV. I NON-CONF.		8- 4	.66667	81	0- 0	126	212	99	.54318	99	1	1			
<hr/>															
TOTALS	RPI 1-25	RPI 26-50		W-L RECORDS		RPI 51-100		RPI 101-150		RPI 150+					
9- 23	0- 13	0- 4		OVERALL		0- 5		3- 2		6- 0					
7- 9	0- 5	0- 2		HOME		0- 2		2- 0		5- 0					
0- 12	0- 8	0- 2		AWAY		0- 2		0- 1		0- 0					
2- 2	0- 0	0- 0		NEUTRAL		0- 1		1- 1		1- 0					
8- 4	0- 1	0- 0		NON-CONFERENCE		0- 2		2- 1		6- 0					
6- 0	0- 0	0- 0		HOME		0- 0		1- 0		5- 0					
0- 2	0- 1	0- 0		AWAY		0- 1		0- 0		0- 0					
2- 2	0- 0	0- 0		NEUTRAL		0- 1		1- 1		1- 0					
1- 20	0- 12	0- 4		CONFERENCE		0- 3		1- 1		0- 0					
1- 9	0- 5	0- 2		HOME		0- 2		1- 0		0- 0					
0- 11	0- 7	0- 2		AWAY		0- 1		0- 1		0- 0					
0- 0	0- 0	0- 0		NEUTRAL		0- 0		0- 0		0- 0					
RPI	S	Opponent	Score	RPI	S	Opponent	Score	RPI	S	Opponent	Score				
1	A	Illinois	1 <div>3</div>	37	A	Michigan St.	1 <div>3</div>	53	N	UC Santa Barbara	2 <div>3</div>	114	N	Cleveland St.	2 <div>3</div>
1	H	Illinois	1 <div>3</div>	37	H	Michigan St.	1 <div>3</div>	58	H	Wisconsin	1 <div>3</div>	116	N	George Washington	3 2
4	A	Nebraska	0 <div>3</div>	48	A	Ohio St.	0 <div>3</div>	65	A	Virginia Tech	1 <div>3</div>	144	A	Iowa	2 <div>3</div>
4	H	Nebraska	0 <div>3</div>	48	H	Ohio St.	1 <div>3</div>	81	A	Northwestern	0 <div>3</div>	144	H	Iowa	3 2
6	A	Purdue	2 <div>3</div>					81	H	Northwestern	0 <div>3</div>	148	H	Niagara	3 0
6	H	Purdue	1 <div>3</div>									198	H	Gonzaga	3 1
11	A	Penn St.	0 <div>3</div>									213	H	Buffalo	3 0
11	H	Penn St.	0 <div>3</div>									259	H	Southeast Mo. St.	3 0
12	A	Minnesota	0 <div>3</div>									275	H	Eastern Ill.	3 0
12	A	Minnesota	0 <div>3</div>									292	N	High Point	3 1
23	A	Michigan	0 <div>3</div>									300	H	Youngstown St.	3 0
23	H	Michigan	0 <div>3</div>												
25	A	San Diego	0 <div>3</div>												
				LAST 10 GAMES											
12 A Minnesota				0	<div>3</div>	144 H Iowa				3	2				
12 A Minnesota				0	<div>3</div>	4 H Nebraska				0	<div>3</div>				
6 H Purdue				1	<div>3</div>	1 H Illinois				1	<div>3</div>				
48 A Ohio St.				0	<div>3</div>	81 H Northwestern				0	<div>3</div>				
11 A Penn St.				0	<div>3</div>	23 A Michigan				0	<div>3</div>				

Non-Div. I Games:

Indiana

Iowa				Through Games Of November 26, 2011									
Average RPI Win:	204	WON-LOST	WINNING	LAST 10	STRENGTH OF	OPP. STRENGTH	TEAM	ADJ	CONF.	ADJ CONF.			
Average RPI Loss:	34 <th>RECORD</th> <th>PCT. RANK</th> <th>GAMES</th> <th>SCHEDULE</th> <th>OF SCHEDULE</th> <th>RPI</th> <th>RPI</th> <th>RPI</th> <th>RPI</th>	RECORD	PCT. RANK	GAMES	SCHEDULE	OF SCHEDULE	RPI	RPI	RPI	RPI			
DIV. I ONLY	11- 22	.33333	251	0- 10	75	16	159	.5034	144	2	2		
DIV. I NON-CONF.	10- 3	.76923	50	0- 0	225	139	108	.54162	102	1	1		
<hr/>													
TOTALS	RPI 1-25	RPI 26-50		W-L RECORDS	RPI 51-100		RPI 101-150		RPI 150+				
11- 22	0- 12	0- 5		OVERALL	1- 4		3- 1		7- 0				
5- 11	0- 5	0- 3		HOME	1- 3		2- 0		2- 0				
1- 11	0- 7	0- 2		AWAY	0- 1		0- 1		1- 0				
5- 0	0- 0	0- 0		NEUTRAL	0- 0		1- 0		4- 0				
<hr/>													
10- 3	0- 1	0- 1		NON-CONFERENCE	1- 1		2- 0		7- 0				
4- 2	0- 0	0- 1		HOME	1- 1		1- 0		2- 0				
1- 1	0- 1	0- 0		AWAY	0- 0		0- 0		1- 0				
5- 0	0- 0	0- 0		NEUTRAL	0- 0		1- 0		4- 0				
<hr/>													
1- 19	0- 11	0- 4		CONFERENCE	0- 3		1- 1		0- 0				
1- 9	0- 5	0- 2		HOME	0- 2		1- 0		0- 0				
0- 10	0- 6	0- 2		AWAY	0- 1		0- 1		0- 0				
0- 0	0- 0	0- 0		NEUTRAL	0- 0		0- 0		0- 0				
<hr/>													
RPI S	Opponent	Score	RPI S	Opponent	Score	RPI S	Opponent	Score	RPI S	Opponent	Score		
1 A	Illinois	1 3	37 A	Michigan St.	0 3	58 A	Wisconsin	0 3	128 H	Oakland	3 2		
3 A	Iowa St.	0 3	37 H	Michigan St.	0 3	58 H	Wisconsin	0 3	141 N	Arizona St.	3 1		
4 A	Nebraska	0 3	40 H	Marquette	1 3	74 H	Central Mich.	3 2	143 A	Indiana	2 3		
4 H	Nebraska	0 3	48 A	Ohio St.	1 3	81 H	Northwestern	0 3	143 H	Indiana	3 2		
6 A	Purdue	2 3	48 H	Ohio St.	1 3	82 H	Saint Louis	2 3	151 N	Southern Miss.	3 1		
6 H	Purdue	0 3							165 A	Columbia	3 1		
11 A	Penn St.	1 3							249 N	Binghamton	3 0		
11 H	Penn St.	0 3							252 N	St. John's (NY)	3 1		
12 A	Minnesota	0 3							299 H	Loyola Chicago	3 0		
12 H	Minnesota	1 3							317 H	Chicago St.	3 0		
23 A	Michigan	0 3							323 N	St. Francis (NY)	3 0		
23 H	Michigan	2 3											
<hr/>													
LAST 10 GAMES													
1 A Illinois		1 3	6 A Purdue		2 3								
4 H Nebraska		0 3	23 H Michigan		2 3								
12 H Minnesota		1 3	37 H Michigan St.		0 3								
58 H Wisconsin		0 3	48 A Ohio St.		1 3								
143 A Indiana		2 3	11 A Penn St.		1 3								

Non-Div. I Games:

Iowa

Average RPI Win:	253	WON-LOST	WINNING	LAST 10	STRENGTH OF	OPP. STRENGTH	TEAM	ADJ	CONF.	ADJ CONF.	
Average RPI Loss:	119	RECORD	PCT. RANK	GAMES	SCHEDULE	OF SCHEDULE	RPI	RPI	RPI	RPI	
DIV. I ONLY	20- 12	.625	95	9- 1	204	247	147	.50197	145	28	28
DIV. I NON-CONF.	5- 10	.33333	246	0- 0	150	158	212	.45905	199	27	28
<hr/>											
TOTALS	RPI 1-25	RPI 26-50		W-L RECORDS	RPI 51-100		RPI 101-150		RPI 150+		
20- 12	0- 0	0- 4		OVERALL	0- 1		1- 5		19- 2		
10- 1	0- 0	0- 0		HOME	0- 0		0- 1		10- 0		
5- 6	0- 0	0- 1		AWAY	0- 0		1- 3		4- 2		
5- 5	0- 0	0- 3		NEUTRAL	0- 1		0- 1		5- 0		
<hr/>											
5- 10	0- 0	0- 4		NON-CONFERENCE	0- 1		0- 5		5- 0		
3- 1	0- 0	0- 0		HOME	0- 0		0- 1		3- 0		
0- 4	0- 0	0- 1		AWAY	0- 0		0- 3		0- 0		
2- 5	0- 0	0- 3		NEUTRAL	0- 1		0- 1		2- 0		
<hr/>											
15- 2	0- 0	0- 0		CONFERENCE	0- 0		1- 0		14- 2		
7- 0	0- 0	0- 0		HOME	0- 0		0- 0		7- 0		
5- 2	0- 0	0- 0		AWAY	0- 0		1- 0		4- 2		
3- 0	0- 0	0- 0		NEUTRAL	0- 0		0- 0		3- 0		
<hr/>											
RPI S	Opponent	Score	RPI S	Opponent	Score	RPI S	Opponent	Score	RPI S	Opponent	Score
			30 N	Oregon	0 3	96 N	Seton Hall	1 3	105 A	James Madison	1 3
			31 N	North Carolina	1 3				112 A	North Carolina St.	0 3
			32 A	Western Mich.	0 3				121 A	Georgia	0 3
			47 N	Kansas	0 3				122 N	Towson	1 3
									146 H	VCU	0 3
									150 A	Winthrop	3 2
									203 A	UNC Asheville	3 2
									203 H	UNC Asheville	3 0
									203 N	UNC Asheville	3 0
									224 A	Radford	3 2
									224 H	Radford	3 2
									224 N	Radford	3 0
									235 A	Presbyterian	3 0
									250 A	Campbell	3 0
									250 H	Campbell	3 2
									258 N	Florida A&M	3 0
									276 H	Coastal Caro.	3 1
									280 H	CSU Bakersfield	3 0
									282 N	Citadel	3 0
									292 A	High Point	0 3
									292 H	High Point	3 0
									293 A	Gardner-Webb	0 3
									293 H	Gardner-Webb	3 2
									293 N	Gardner-Webb	3 1
									296 H	Saint Francis (PA)	3 0
									307 H	Charleston So.	3 0
									319 H	Rider	3 0
<hr/>											
			LAST 10 GAMES								
			224 N	Radford	3 0	292 H	High Point	3 0	293 H	Gardner-Webb	3 2
			203 N	UNC Asheville	3 0	250 H	Campbell	3 2	293 N	Gardner-Webb	3 1
			293 N	Gardner-Webb	3 1	224 H	Radford	3 2	296 H	Saint Francis (PA)	3 0
			203 A	UNC Asheville	3 2	235 A	Presbyterian	3 0	307 H	Charleston So.	3 0
			293 A	Gardner-Webb	0 3	150 A	Winthrop	3 2	319 H	Rider	3 0

Non-Div. I Games:

Liberty

Average RPI Win:		244	WON-LOST RECORD		WINNING PCT. RANK		LAST 10 GAMES		STRENGTH OF SCHEDULE		OPP. STRENGTH OF SCHEDULE		TEAM RPI		ADJ RPI		CONF. RPI		ADJ CONF. RPI				
DIV. I ONLY			21- 13		.61765 101		8- 2		193		235		136		.50057 147		29		29				
DIV. I NON-CONF.			6- 10		.375 230		0- 0		149		122		195		.46206 196		29		29				
TOTALS		RPI 1-25		RPI 26-50		W-L RECORDS		RPI 51-100		RPI 101-150		RPI 150+											
21- 13		0- 2		0- 1		OVERALL		1- 3		0- 3		20- 4											
12- 4		0- 0		0- 0		HOME		1- 1		0- 1		11- 2											
7- 5		0- 1		0- 0		AWAY		0- 2		0- 1		7- 1											
2- 4		0- 1		0- 1		NEUTRAL		0- 0		0- 1		2- 1											
6- 10		0- 2		0- 1		NON-CONFERENCE		0- 1		0- 3		6- 3											
4- 2		0- 0		0- 0		HOME		0- 0		0- 1		4- 1											
0- 4		0- 1		0- 0		AWAY		0- 1		0- 1		0- 1											
2- 4		0- 1		0- 1		NEUTRAL		0- 0		0- 1		2- 1											
15- 3		0- 0		0- 0		CONFERENCE		1- 2		0- 0		14- 1											
8- 2		0- 0		0- 0		HOME		1- 1		0- 0		7- 1											
7- 1		0- 0		0- 0		AWAY		0- 1		0- 0		7- 0											
0- 0		0- 0		0- 0		NEUTRAL		0- 0		0- 0		0- 0											
RPI	S	Opponent		Score		RPI	S	Opponent		Score		RPI	S	Opponent		Score							
11	A	Penn St.		0	3	29	N	California		0	3	80	A	Sacred Heart		2	3						
25	N	San Diego		0	3							80	H	Sacred Heart		1	3						
												80	H	Sacred Heart		3	2						
												96	A	Seton Hall		0	3						
												104	N	Cal Poly		0	3						
												111	H	Syracuse		1	3						
												134	A	Fresno St.		0	3						
												152	N	Fla. Gulf Coast		1	3						
												172	A	Virginia		0	3						
												178	H	Lehigh		3	1						
												179	H	Hofstra		3	0						
												184	A	Central Conn. St.		3	1						
												184	H	Central Conn. St.		3	0						
												225	H	Stony Brook		0	3						
												229	A	Robert Morris		3	2						
												229	H	Robert Morris		1	3						
												229	H	Robert Morris		3	0						
												236	N	Rutgers		3	0						
												246	H	Temple		3	1						
												247	A	Fairleigh Dickinson		3	0						
												247	H	Fairleigh Dickinson		3	0						
												252	H	St. John's (NY)		3	2						
												260	A	Bryant		3	0						
												260	H	Bryant		3	0						
												274	N	East Carolina		3	1						
												296	A	Saint Francis (PA)		3	2						
												296	H	Saint Francis (PA)		3	0						
												301	A	Quinnipiac		3	0						
												301	H	Quinnipiac		3	0						
												323	A	St. Francis (NY)		3	0						
												323	H	St. Francis (NY)		3	0						
LAST 10 GAMES																							
80 H Sacred Heart						1	3	247 H Fairleigh Dickinson						3	0	296 H Saint Francis (PA)						3	0
229 H Robert Morris						3	0	296 A Saint Francis (PA)						3	2	301 A Quinnipiac						3	0
184 H Central Conn. St.						3	0	229 A Robert Morris						3	2	301 H Quinnipiac						3	0
260 H Bryant						3	0	247 A Fairleigh Dickinson						3	0	323 A St. Francis (NY)						3	0
80 A Sacred Heart						2	3	80 H Sacred Heart						3	2	323 H St. Francis (NY)						3	0

Non-Div. I Games:

Long Island

[illegible]

Non-Div. I Games:

Niagara

RPI	S	Opponent	Score	
312	N	Delaware St.	3	0
319	A	Rider	3	0
319	H	Rider	3	0
325	A	Saint Peter's	3	0
325	H	Saint Peter's	3	0

Niagara

N
i
a
g
a
r
a

N
i
a
g
a
r
a

Average RPI Win:	178	WON-LOST	WINNING	LAST 10	STRENGTH OF	OPP. STRENGTH	TEAM	ADJ	CONF.	ADJ CONF.	
Average RPI Loss:	66	RECORD	PCT. RANK	GAMES	SCHEDULE	OF SCHEDULE	RPI	RPI	RPI	RPI	
DIV. I ONLY	11- 20	.35484	240	1- 9	81	61	165	.49911	149	4	4
DIV. I NON-CONF.	7- 4	.63636	96	0- 0	118	176	101	.54537	97	4	4
<hr/>											
TOTALS	RPI 1-25	RPI 26-50		W-L RECORDS		RPI 51-100		RPI 101-150		RPI 150+	
11- 20	0- 6	0- 1		OVERALL		1- 7		5- 6		5- 0	
7- 7	0- 3	0- 0		HOME		1- 2		3- 2		3- 0	
2- 11	0- 3	0- 0		AWAY		0- 4		2- 4		0- 0	
2- 2	0- 0	0- 1		NEUTRAL		0- 1		0- 0		2- 0	
7- 4	0- 0	0- 1		NON-CONFERENCE		1- 3		1- 0		5- 0	
4- 0	0- 0	0- 0		HOME		1- 0		0- 0		3- 0	
1- 2	0- 0	0- 0		AWAY		0- 2		1- 0		0- 0	
2- 2	0- 0	0- 1		NEUTRAL		0- 1		0- 0		2- 0	
4- 16	0- 6	0- 0		CONFERENCE		0- 4		4- 6		0- 0	
3- 7	0- 3	0- 0		HOME		0- 2		3- 2		0- 0	
1- 9	0- 3	0- 0		AWAY		0- 2		1- 4		0- 0	
0- 0	0- 0	0- 0		NEUTRAL		0- 0		0- 0		0- 0	
RPI S	Opponent	Score	RPI S	Opponent	Score	RPI S	Opponent	Score	RPI S	Opponent	Score
9 A	Tennessee	0 3	48 N	Ohio St.	1 3	56 N	TCU	1 3	101 A	Ole Miss	0 3
9 H	Tennessee	0 3				62 A	Samford	2 3	101 H	Ole Miss	3 1
13 A	Kentucky	0 3				66 A	Arkansas	0 3	115 A	South Carolina	0 3
13 H	Kentucky	0 3				66 H	Arkansas	1 3	115 H	South Carolina	3 0
20 A	Florida	0 3				67 A	LSU	0 3	117 A	Auburn	0 3
20 H	Florida	0 3				67 H	LSU	1 3	117 H	Auburn	2 3
						72 H	Texas St.	3 2	121 A	Georgia	3 1
						97 A	SMU	2 3	121 H	Georgia	3 0
									127 A	Toledo	3 1
									131 A	Mississippi St.	1 3
									131 H	Mississippi St.	0 3
									210 N	Penn	3 2
									241 N	Lamar	3 0
									257 H	Austin Peay	3 1
									281 H	Alabama A&M	3 0
									310 H	Alabama St.	3 0
<hr/>											
LAST 10 GAMES											
101 A Ole Miss			0 3			20 A Florida			0 3		
131 A Mississippi St.			1 3			117 H Auburn			2 3		
9 H Tennessee			0 3			121 H Georgia			3 0		
13 H Kentucky			0 3			66 A Arkansas			0 3		
115 A South Carolina			0 3			67 A LSU			0 3		

Non-Div. I Games:

Alabama

Average RPI Win:		188	WON-LOST RECORD		WINNING PCT. RANK		LAST 10 GAMES		STRENGTH OF SCHEDULE		OPP. STRENGTH OF SCHEDULE		TEAM RPI		ADJ RPI		CONF. RPI		ADJ CONF. RPI				
Average RPI Loss:		87																					
DIV. I ONLY			17- 15		.53125 142		7- 3		171		104		144		.49803 151		11		11				
DIV. I NON-CONF.			6- 6		.5 164		0- 0		206		109		185		.47838 179		10		10				
TOTALS		RPI 1-25		RPI 26-50		W-L RECORDS		RPI 51-100		RPI 101-150		RPI 150+											
17- 15		0- 3		0- 2		OVERALL		4- 5		3- 3		10- 2											
10- 3		0- 0		0- 0		HOME		3- 3		1- 0		6- 0											
4- 10		0- 3		0- 2		AWAY		1- 2		2- 1		1- 2											
3- 2		0- 0		0- 0		NEUTRAL		0- 0		0- 2		3- 0											
6- 6		0- 1		0- 2		NON-CONFERENCE		0- 0		0- 3		6- 0											
3- 0		0- 0		0- 0		HOME		0- 0		0- 0		3- 0											
0- 4		0- 1		0- 2		AWAY		0- 0		0- 1		0- 0											
3- 2		0- 0		0- 0		NEUTRAL		0- 0		0- 2		3- 0											
11- 9		0- 2		0- 0		CONFERENCE		4- 5		3- 0		4- 2											
7- 3		0- 0		0- 0		HOME		3- 3		1- 0		3- 0											
4- 6		0- 2		0- 0		AWAY		1- 2		2- 0		1- 2											
0- 0		0- 0		0- 0		NEUTRAL		0- 0		0- 0		0- 0											
RPI	S	Opponent		Score		RPI	S	Opponent		Score		RPI	S	Opponent		Score		RPI	S	Opponent		Score	
3	A	Iowa St.		0	3	40	A	Marquette		0	3	61	A	Houston		2	3	106	A	Houston Baptist		1	3
24	A	Tulsa		0	3	50	A	Milwaukee		1	3	61	H	Houston		3	1	110	A	UTEP		3	0
24	A	Tulsa		0	3							63	A	Rice		2	3	139	A	Memphis		3	1
												63	H	Rice		2	3	139	H	Memphis		3	0
												73	H	UCF		3	2	141	N	Arizona St.		1	3
												84	A	UAB		3	0	144	N	Iowa		1	3
												84	H	UAB		1	3	188	A	Marshall		1	3
												97	H	SMU		2	3	188	H	Marshall		3	0
												97	H	SMU		3	2	211	A	Tulane		0	3
																		211	H	Tulane		3	0
																		217	H	Jackson St.		3	0
																		230	N	Akron		3	2
																		242	H	Northwestern St.		3	1
																		267	N	Louisiana Tech		3	0
																		274	A	East Carolina		3	0
																		274	H	East Carolina		3	0
																		279	H	Chattanooga		3	0
																		311	N	Southeastern La.		3	0
						LAST 10 GAMES																	
						211	H	Tulane		3	0	97	H	SMU		2	3						
						61	H	Houston		3	1	97	H	SMU		3	2						
						63	H	Rice		2	3	274	A	East Carolina		3	0						
						139	A	Memphis		3	1	188	A	Marshall		1	3						
						84	A	UAB		3	0	73	H	UCF		3	2						

Non-Div. I Games:

Southern Miss.

Average RPI Win:	233	WON-LOST RECORD	WINNING PCT. RANK	LAST 10 GAMES	STRENGTH OF SCHEDULE	OPP. STRENGTH OF SCHEDULE	TEAM RPI	ADJ RPI	CONF. RPI	ADJ CONF. RPI		
DIV. I ONLY		18- 13	.58065	114	5- 5	167	210	140	.49682	152	23	24
DIV. I NON-CONF.		7- 9	.4375	202	1- 2	127	154	172	.48341	173	24	23
<hr/>												
TOTALS	RPI 1-25	RPI 26-50		W-L RECORDS		RPI 51-100		RPI 101-150		RPI 150+		
18- 13	0- 2	0- 0		OVERALL		0- 6		2- 1		16- 4		
7- 4	0- 1	0- 0		HOME		0- 3		0- 0		7- 0		
6- 7	0- 1	0- 0		AWAY		0- 3		1- 1		5- 2		
5- 2	0- 0	0- 0		NEUTRAL		0- 0		1- 0		4- 2		
<hr/>												
7- 9	0- 2	0- 0		NON-CONFERENCE		0- 4		1- 1		6- 2		
1- 4	0- 1	0- 0		HOME		0- 3		0- 0		1- 0		
2- 3	0- 1	0- 0		AWAY		0- 1		0- 1		2- 0		
4- 2	0- 0	0- 0		NEUTRAL		0- 0		1- 0		3- 2		
<hr/>												
11- 4	0- 0	0- 0		CONFERENCE		0- 2		1- 0		10- 2		
6- 0	0- 0	0- 0		HOME		0- 0		0- 0		6- 0		
4- 4	0- 0	0- 0		AWAY		0- 2		1- 0		3- 2		
1- 0	0- 0	0- 0		NEUTRAL		0- 0		0- 0		1- 0		
<hr/>												
RPI	S	Opponent	Score	RPI	S	Opponent	Score	RPI	S	Opponent	Score	
8	H	Southern California	0 3					123	A	Belmont	3 2	
11	A	Penn St.	1 3					73	H	UCF	0 3	
								89	A	Lipscomb	0 3	
								89	A	Lipscomb	1 3	
								90	A	FIU	0 3	
								99	H	Villanova	1 3	

Non-Div. I Games:

Fla. Gulf Coast

Average RPI Win: 204		WON-LOST	WINNING	LAST 10	STRENGTH OF		OPP. STRENGTH	TEAM	ADJ	CONF.	ADJ CONF.
Average RPI Loss: 104		RECORD	PCT. RANK	GAMES	SCHEDULE		OF SCHEDULE	RPI	RPI	RPI	RPI
DIV. I ONLY		13- 16	.44828	190	6- 4		107	136	154	.49583	153
DIV. I NON-CONF.		3- 9	.25	272	0- 0		64	56	190	.47048	188
TOTALS		RPI 1-25	RPI 26-50		W-L RECORDS		RPI 51-100		RPI 101-150		RPI 150+
13- 16	0- 2	1- 3		OVERALL		0- 4		1- 3		11- 4	
8- 8	0- 1	1- 1		HOME		0- 3		1- 1		6- 2	
4- 7	0- 1	0- 1		AWAY		0- 1		0- 2		4- 2	
1- 1	0- 0	0- 1		NEUTRAL		0- 0		0- 0		1- 0	
3- 9	0- 1	1- 2		NON-CONFERENCE		0- 2		0- 2		2- 2	
2- 7	0- 1	1- 1		HOME		0- 2		0- 1		1- 2	
0- 1	0- 0	0- 0		AWAY		0- 0		0- 1		0- 0	
1- 1	0- 0	0- 1		NEUTRAL		0- 0		0- 0		1- 0	
10- 7	0- 1	0- 1		CONFERENCE		0- 2		1- 1		9- 2	
6- 1	0- 0	0- 0		HOME		0- 1		1- 0		5- 0	
4- 6	0- 1	0- 1		AWAY		0- 1		0- 1		4- 2	
0- 0	0- 0	0- 0		NEUTRAL		0- 0		0- 0		0- 0	
RPI S	Opponent	Score	RPI S	Opponent	Score	RPI S	Opponent	Score	RPI S	Opponent	Score
6 H	Purdue	1 3	28 H	Colorado St.	3 1	78 H	UTSA	1 3	108 H	Northern Colo.	0 3
21 A	Western Ky.	0 3	33 H	Missouri	0 3	90 A	FIU	1 3	119 A	Arkansas St.	1 3
			45 A	Middle Tenn.	0 3	90 H	FIU	1 3	119 H	Arkansas St.	3 1
			50 N	Milwaukee	2 3	95 H	UC Davis	2 3	141 A	Arizona St.	0 3
									162 A	North Texas	1 3
									162 H	North Texas	3 1
									169 A	Troy	1 3
									170 N	San Jose St.	3 1
									193 H	Drake	2 3
									215 A	South Ala.	3 1
									227 A	La.-Lafayette	3 0
									227 H	La.-Lafayette	3 0
									228 A	UALR	3 0
									228 H	UALR	3 1
									248 H	Air Force	3 2
									256 A	La.-Monroe	3 2
									256 H	La.-Monroe	3 0
									260 H	Bryant	2 3
									291 H	Fla. Atlantic	3 0
			LAST 10 GAMES								
			90 A	FIU	1 3	21 A	Western Ky.	0 3			
			162 H	North Texas	3 1	215 A	South Ala.	3 1			
			119 H	Arkansas St.	3 1	169 A	Troy	1 3			
			228 H	UALR	3 1	256 H	La.-Monroe	3 0			
			45 A	Middle Tenn.	0 3	227 H	La.-Lafayette	3 0			

Non-Div. I Games:

Denver

Average RPI Win:		211	WON-LOST RECORD		WINNING PCT. RANK		LAST 10 GAMES		STRENGTH OF SCHEDULE		OPP. STRENGTH OF SCHEDULE		TEAM RPI		ADJ RPI		CONF. RPI		ADJ CONF. RPI	
Average RPI Loss:		93	12- 16		.42857 200		4- 6		106		146		162		.49446 154		12		12	
DIV. I ONLY			5- 9		.35714 241		1- 1		75		201		178		.481 177		11		11	
DIV. I NON-CONF.																				
TOTALS		RPI 1-25		RPI 26-50		W-L RECORDS		RPI 51-100		RPI 101-150		RPI 150+								
12- 16		0- 2		0- 3		OVERALL		1- 5		2- 3		9- 3								
6- 7		0- 1		0- 1		HOME		0- 2		1- 1		5- 2								
4- 7		0- 1		0- 1		AWAY		1- 2		1- 2		2- 1								
2- 2		0- 0		0- 1		NEUTRAL		0- 1		0- 0		2- 0								
5- 9		0- 1		0- 1		NON-CONFERENCE		1- 2		0- 2		4- 3								
2- 3		0- 0		0- 0		HOME		0- 0		0- 1		2- 2								
1- 4		0- 1		0- 0		AWAY		1- 1		0- 1		0- 1								
2- 2		0- 0		0- 1		NEUTRAL		0- 1		0- 0		2- 0								
7- 7		0- 1		0- 2		CONFERENCE		0- 3		2- 1		5- 0								
4- 4		0- 1		0- 1		HOME		0- 2		1- 0		3- 0								
3- 3		0- 0		0- 1		AWAY		0- 1		1- 1		2- 0								
0- 0		0- 0		0- 0		NEUTRAL		0- 0		0- 0		0- 0								
RPI	S	Opponent		Score		RPI	S	Opponent		Score		RPI	S	Opponent		Score				
14	A	Northern Ill.		0	3	32	N	Western Mich.		1	3	57	A	Notre Dame		0	3			
19	H	Cincinnati		1	3	38	H	Louisville		0	3	58	A	Wisconsin		0	3			
						40	A	Marquette		1	3	60	N	New Mexico St.		0	3			
												73	A	UCF		3	1			
												96	H	Seton Hall		1	3			
												99	H	Villanova		1	3			

Non-Div. I Games:

South Fla.

Average RPI Win:	226	WON-LOST	WINNING	LAST 10		STRENGTH OF	OPP. STRENGTH	TEAM	ADJ	CONF.	ADJ CONF.	
Average RPI Loss:	178	RECORD	PCT. RANK	GAMES		SCHEDULE	OF SCHEDULE	RPI	RPI	RPI	RPI	
DIV. I ONLY	18- 8	.69231	66	8- 2		258	239	139	.49136	155	19	19
DIV. I NON-CONF.	7- 5	.58333	132	0- 0		299	278	223	.43445	228	21	20
<hr/>												
TOTALS	RPI 1-25		RPI 26-50		W-L RECORDS		RPI 51-100		RPI 101-150		RPI 150+	
18- 8	0- 0		0- 0		OVERALL		1- 2		0- 0		17- 6	
7- 1	0- 0		0- 0		HOME		1- 1		0- 0		6- 0	
6- 5	0- 0		0- 0		AWAY		0- 1		0- 0		6- 4	
5- 2	0- 0		0- 0		NEUTRAL		0- 0		0- 0		5- 2	
7- 5	0- 0		0- 0		NON-CONFERENCE		0- 1		0- 0		7- 4	
0- 1	0- 0		0- 0		HOME		0- 1		0- 0		0- 0	
2- 2	0- 0		0- 0		AWAY		0- 0		0- 0		2- 2	
5- 2	0- 0		0- 0		NEUTRAL		0- 0		0- 0		5- 2	
11- 3	0- 0		0- 0		CONFERENCE		1- 1		0- 0		10- 2	
7- 0	0- 0		0- 0		HOME		1- 0		0- 0		6- 0	
4- 3	0- 0		0- 0		AWAY		0- 1		0- 0		4- 2	
0- 0	0- 0		0- 0		NEUTRAL		0- 0		0- 0		0- 0	
RPI	S	Opponent	Score	RPI	S	Opponent	Score	RPI	S	Opponent	Score	
						91 A Yale	1 3			160 A Dartmouth	1 3	
						91 H Yale	3 1			160 H Dartmouth	3 2	
						96 H Seton Hall	0 3			165 A Columbia	0 3	
										165 H Columbia	3 2	
										166 N Fairfield	3 0	
										178 A Lehigh	1 3	
										179 A Hofstra	1 3	
										189 A Harvard	3 1	
										189 H Harvard	3 2	
										210 A Penn	3 0	
										210 H Penn	3 2	
										236 A Rutgers	3 1	
										239 N NJIT	3 1	
										249 N Binghamton	1 3	
										252 A St. John's (NY)	3 2	
										266 A Cornell	3 1	
										266 H Cornell	3 0	
										268 A Brown	3 1	
										268 H Brown	3 0	
										270 N Hartford	3 2	
										306 N Howard	1 3	
										308 N La Salle	3 0	
										323 N St. Francis (NY)	3 1	
<hr/>												
LAST 10 GAMES												
			165 H Columbia	3 2		160 A Dartmouth	1 3					
			266 H Cornell	3 0		210 A Penn	3 0					
			91 A Yale	1 3		268 H Brown	3 0					
			268 A Brown	3 1		91 H Yale	3 1					
			189 A Harvard	3 1		266 A Cornell	3 1					

Non-Div. I Games:

Princeton

Average RPI Win:		174	WON-LOST RECORD		WINNING PCT. RANK		LAST 10 GAMES		STRENGTH OF SCHEDULE		OPP. STRENGTH OF SCHEDULE		TEAM RPI		ADJ RPI		CONF. RPI		ADJ CONF. RPI				
DIV. I ONLY			12- 20		.375 232		1- 9		87		38		155		.49086 156		3		3				
DIV. I NON-CONF.			8- 2		.8 40		0- 0		214		151		86		.54645 94		3		3				
TOTALS		RPI 1-25		RPI 26-50				W-L RECORDS		RPI 51-100				RPI 101-150				RPI 150+					
12- 20		0- 7		0- 8				OVERALL		1- 0				5- 3				6- 2					
6- 8		0- 3		0- 4				HOME		1- 0				3- 1				2- 0					
3- 10		0- 3		0- 4				AWAY		0- 0				1- 2				2- 1					
3- 2		0- 1		0- 0				NEUTRAL		0- 0				1- 0				2- 1					
8- 2		0- 1		0- 0				NON-CONFERENCE		1- 0				2- 0				5- 1					
3- 0		0- 0		0- 0				HOME		1- 0				1- 0				1- 0					
2- 0		0- 0		0- 0				AWAY		0- 0				0- 0				2- 0					
3- 2		0- 1		0- 0				NEUTRAL		0- 0				1- 0				2- 1					
4- 18		0- 6		0- 8				CONFERENCE		0- 0				3- 3				1- 1					
3- 8		0- 3		0- 4				HOME		0- 0				2- 1				1- 0					
1- 10		0- 3		0- 4				AWAY		0- 0				1- 2				0- 1					
0- 0		0- 0		0- 0				NEUTRAL		0- 0				0- 0				0- 0					
RPI	S	Opponent		Score		RPI	S	Opponent		Score		RPI	S	Opponent		Score		RPI	S	Opponent		Score	
8	A	Southern California		0	3	29	A	California		0	3	88	H	San Francisco		3	2	103	A	Oregon St.		2	3
8	H	Southern California		0	3	29	H	California		0	3							103	H	Oregon St.		3	0
15	A	UCLA		0	3	30	A	Oregon		2	3							120	N	Santa Clara		3	1
15	H	UCLA		0	3	30	H	Oregon		1	3							137	H	Sam Houston St.		3	1
17	N	Texas A&M		0	3	35	A	Washington		0	3							138	A	Utah		1	3
18	A	Stanford		0	3	35	H	Washington		2	3							138	H	Utah		1	3
18	H	Stanford		1	3	49	A	Arizona		0	3							141	A	Arizona St.		3	2
						49	H	Arizona		1	3							141	H	Arizona St.		3	0
																		177	N	Butler		3	1
																		183	A	Colorado		2	3
																		183	H	Colorado		3	0
																		199	N	Eastern Wash.		2	3
																		209	A	Portland		3	2
																		245	H	Manhattan		3	0
																		263	N	Nevada		3	0
																		283	A	Seattle		3	2
						LAST 10 GAMES																	
						35	H	Washington		2	3	29	H	California		0	3						
						35	A	Washington		0	3	15	A	UCLA		0	3						
						138	A	Utah		1	3	8	A	Southern California		0	3						
						183	A	Colorado		2	3	141	H	Arizona St.		3	0						
						18	H	Stanford		1	3	49	H	Arizona		1	3						

Non-Div. I Games:

Washington St.

Average RPI Win:	232	WON-LOST RECORD	WINNING PCT. RANK	LAST 10 GAMES	STRENGTH OF SCHEDULE	OPP. STRENGTH OF SCHEDULE	TEAM RPI	ADJ RPI	CONF. RPI	ADJ CONF. RPI			
DIV. I ONLY		13- 14	.48148 170	7- 3	150	188	168	.48992 157	17	17			
DIV. I NON-CONF.		6- 6	.5 164	0- 0	96	210	140	.5103 137	17	17			
<hr/>													
TOTALS	RPI 1-25	RPI 26-50		W-L RECORDS	RPI 51-100		RPI 101-150		RPI 150+				
13- 14	0- 0	0- 3		OVERALL	1- 5		2- 4		10- 2				
6- 5	0- 0	0- 1		HOME	0- 3		2- 0		4- 1				
5- 5	0- 0	0- 1		AWAY	1- 2		0- 2		4- 0				
2- 4	0- 0	0- 1		NEUTRAL	0- 0		0- 2		2- 1				
6- 6	0- 0	0- 1		NON-CONFERENCE	1- 2		1- 2		4- 1				
3- 1	0- 0	0- 0		HOME	0- 1		1- 0		2- 0				
1- 1	0- 0	0- 0		AWAY	1- 1		0- 0		0- 0				
2- 4	0- 0	0- 1		NEUTRAL	0- 0		0- 2		2- 1				
7- 8	0- 0	0- 2		CONFERENCE	0- 3		1- 2		6- 1				
3- 4	0- 0	0- 1		HOME	0- 2		1- 0		2- 1				
4- 4	0- 0	0- 1		AWAY	0- 1		0- 2		4- 0				
0- 0	0- 0	0- 0		NEUTRAL	0- 0		0- 0		0- 0				
<hr/>													
RPI	S	Opponent	Score	RPI	S	Opponent	Score	RPI	S	Opponent	Score		
				36	A	Dayton	0 3	64	H	Furman	0 3		
				36	H	Dayton	0 3	70	H	Xavier	0 3		
				43	N	Duke	0 3	82	A	Saint Louis	1 3		
								82	H	Saint Louis	0 3		
								89	A	Lipscomb	0 3		
								98	A	Appalachian St.	3 2		
										112	N	North Carolina St.	0 3
										116	A	George Washington	1 3
										119	N	Arkansas St.	2 3
										133	A	Duquesne	2 3
										133	H	Duquesne	3 2
										150	H	Winthrop	3 2
										180	N	Kennesaw St.	3 2
										207	A	Rhode Island	3 2
										207	H	Rhode Island	1 3
										246	A	Temple	3 1
										250	H	Campbell	3 1
										273	A	Fordham	3 2
										273	H	Fordham	3 1
										292	N	High Point	0 3
										295	H	Morgan St.	3 0
										298	N	Tennessee Tech	3 2
										308	A	La Salle	3 0
										308	H	La Salle	3 0
<hr/>													
LAST 10 GAMES													
				207	A	Rhode Island	3 2	36	A	Dayton	0 3		
				273	A	Fordham	3 2	246	A	Temple	3 1		
				82	H	Saint Louis	0 3	308	A	La Salle	3 0		
				133	H	Duquesne	3 2	273	H	Fordham	3 1		
				308	H	La Salle	3 0	207	H	Rhode Island	1 3		

Non-Div. I Games:

Charlotte

Average RPI Win:	205	WON-LOST	WINNING	LAST 10	STRENGTH OF	OPP. STRENGTH	TEAM	ADJ	CONF.	ADJ CONF.	
Average RPI Loss:	94	RECORD	PCT. RANK	GAMES	SCHEDULE	OF SCHEDULE	RPI	RPI	RPI	RPI	
DIV. I ONLY	16- 15	.51613	148	4- 6	183	142	163	.48935	158	8	9
DIV. I NON-CONF.	10- 6	.625	104	1- 0	281	200	186	.4722	187	12	12
<hr/>											
TOTALS	RPI 1-25	RPI 26-50		W-L RECORDS		RPI 51-100		RPI 101-150		RPI 150+	
16- 15	0- 0	0- 4		OVERALL		2- 6		3- 3		11- 2	
5- 5	0- 0	0- 1		HOME		1- 2		2- 1		2- 1	
6- 7	0- 0	0- 2		AWAY		1- 2		1- 2		4- 1	
5- 3	0- 0	0- 1		NEUTRAL		0- 2		0- 0		5- 0	
10- 6	0- 0	0- 2		NON-CONFERENCE		0- 1		1- 1		9- 2	
2- 1	0- 0	0- 0		HOME		0- 0		1- 0		1- 1	
3- 3	0- 0	0- 1		AWAY		0- 0		0- 1		3- 1	
5- 2	0- 0	0- 1		NEUTRAL		0- 1		0- 0		5- 0	
6- 9	0- 0	0- 2		CONFERENCE		2- 5		2- 2		2- 0	
3- 4	0- 0	0- 1		HOME		1- 2		1- 1		1- 0	
3- 4	0- 0	0- 1		AWAY		1- 2		1- 1		1- 0	
0- 1	0- 0	0- 0		NEUTRAL		0- 1		0- 0		0- 0	
RPI	S	Opponent	Score	RPI	S	Opponent	Score	RPI	S	Opponent	Score
				27	A	Oklahoma	2 3	56	A	TCU	0 3
				28	A	Colorado St.	0 3	56	H	TCU	2 3
				28	H	Colorado St.	0 3	56	N	TCU	0 3
				35	N	Washington	0 3	83	A	Wyoming	3 2
								83	H	Wyoming	3 1
								92	N	Pacific	2 3
								100	A	San Diego St.	0 3
								100	H	San Diego St.	0 3

Non-Div. I Games:

Boise St.

Average RPI Win:		221	WON-LOST RECORD		WINNING PCT. RANK		LAST 10 GAMES		STRENGTH OF SCHEDULE		OPP. STRENGTH OF SCHEDULE		TEAM RPI		ADJ RPI		CONF. RPI		ADJ CONF. RPI				
Average RPI Loss:		122																					
DIV. I ONLY			17- 15		.53125 142		5- 5		156		199		156		.48874 159		21		23				
DIV. I NON-CONF.			7- 8		.46667 183		1- 0		85		134		139		.51514 132		19		19				
TOTALS		RPI 1-25		RPI 26-50		W-L RECORDS		RPI 51-100		RPI 101-150		RPI 150+											
17- 15		0- 1		0- 2		OVERALL		0- 2		3- 4		14- 6											
8- 5		0- 0		0- 0		HOME		0- 1		1- 2		7- 2											
6- 7		0- 0		0- 1		AWAY		0- 1		1- 1		5- 4											
3- 3		0- 1		0- 1		NEUTRAL		0- 0		1- 1		2- 0											
7- 8		0- 1		0- 2		NON-CONFERENCE		0- 2		2- 3		5- 0											
2- 3		0- 0		0- 0		HOME		0- 1		0- 2		2- 0											
2- 2		0- 0		0- 1		AWAY		0- 1		1- 0		1- 0											
3- 3		0- 1		0- 1		NEUTRAL		0- 0		1- 1		2- 0											
10- 7		0- 0		0- 0		CONFERENCE		0- 0		1- 1		9- 6											
6- 2		0- 0		0- 0		HOME		0- 0		1- 0		5- 2											
4- 5		0- 0		0- 0		AWAY		0- 0		0- 1		4- 4											
0- 0		0- 0		0- 0		NEUTRAL		0- 0		0- 0		0- 0											
RPI	S	Opponent		Score		RPI	S	Opponent		Score		RPI	S	Opponent		Score							
21	N	Western Ky.		0	3	26	N	Kansas St.		1	3	55	A	St. Mary's (CA)		1	3	107	N	Utah Valley		0	3
						29	A	California		0	3	95	H	UC Davis		2	3	108	A	Northern Colo.		1	3
																		108	H	Northern Colo.		3	0
																		123	A	Belmont		3	1
																		124	H	Cal St. Northridge		1	3
																		125	N	Georgetown		3	1
																		134	H	Fresno St.		1	3
																		170	A	San Jose St.		3	1
																		176	A	Portland St.		1	3
																		176	A	Portland St.		0	3
																		176	H	Portland St.		3	0
																		190	A	Northern Ariz.		2	3
																		190	H	Northern Ariz.		2	3
																		192	A	Idaho St.		3	2
																		192	H	Idaho St.		2	3
																		199	A	Eastern Wash.		3	2
																		199	H	Eastern Wash.		3	0
																		208	A	Montana		1	3
																		208	H	Montana		3	0
																		231	H	Marist		3	0
																		263	N	Nevada		3	1
																		283	H	Seattle		3	1
																		286	N	Murray St.		3	1
																		289	A	Weber St.		3	1
																		289	H	Weber St.		3	0
																		304	A	Montana St.		3	0
																		304	H	Montana St.		3	1
LAST 10 GAMES																							
						176	A	Portland St.		1	3	192	H	Idaho St.		2	3	286	N	Murray St.		3	1
						176	A	Portland St.		0	3	289	H	Weber St.		3	0	289	A	Weber St.		3	1
						199	A	Eastern Wash.		3	2	190	A	Northern Ariz.		2	3	289	H	Weber St.		3	0
						208	H	Montana		3	0	108	A	Northern Colo.		1	3	304	A	Montana St.		3	0
						304	H	Montana St.		3	1	283	H	Seattle		3	1	304	H	Montana St.		3	1

Non-Div. I Games:

Sacramento St.

Average RPI Win:	238	WON-LOST RECORD	WINNING PCT. RANK	LAST 10 GAMES	STRENGTH OF SCHEDULE	OPP. STRENGTH OF SCHEDULE	TEAM RPI	ADJ RPI	CONF. RPI	ADJ CONF. RPI		
DIV. I ONLY		16- 9	.64	91	7- 3	233	243	153	.48673	160	19	19
DIV. I NON-CONF.		8- 3	.72727	61	0- 0	264	279	150	.50084	152	21	20

TOTALS	RPI 1-25	RPI 26-50		W-L RECORDS		RPI 51-100		RPI 101-150		RPI 150+		
16- 9	0- 0	0- 0		OVERALL		1- 3		0- 0		15- 6		
8- 2	0- 0	0- 0		HOME		1- 0		0- 0		7- 2		
5- 5	0- 0	0- 0		AWAY		0- 2		0- 0		5- 3		
3- 2	0- 0	0- 0		NEUTRAL		0- 1		0- 0		3- 1		
8- 3	0- 0	0- 0		NON-CONFERENCE		0- 2		0- 0		8- 1		
3- 0	0- 0	0- 0		HOME		0- 0		0- 0		3- 0		
2- 1	0- 0	0- 0		AWAY		0- 1		0- 0		2- 0		
3- 2	0- 0	0- 0		NEUTRAL		0- 1		0- 0		3- 1		
8- 6	0- 0	0- 0		CONFERENCE		1- 1		0- 0		7- 5		
5- 2	0- 0	0- 0		HOME		1- 0		0- 0		4- 2		
3- 4	0- 0	0- 0		AWAY		0- 1		0- 0		3- 3		
0- 0	0- 0	0- 0		NEUTRAL		0- 0		0- 0		0- 0		
RPI	S	Opponent	Score	RPI	S	Opponent	Score	RPI	S	Opponent	Score	
						66 N Arkansas	1 3	155 A Princeton		2 3		
						91 A Yale	0 3	155 H Princeton		3 1		
						91 H Yale	3 2	165 A Columbia		2 3		
						92 A Army	1 3	165 H Columbia		2 3		
								184 H Central Conn. St.		3 0		
								189 A Harvard		3 2		
								189 H Harvard		3 1		
								210 A Penn		0 3		
								210 H Penn		2 3		
								231 N Marist		3 1		
								239 N NJIT		2 3		
								245 N Manhattan		3 0		
								266 A Cornell		3 2		
								266 H Cornell		3 0		
								268 A Brown		3 0		
								268 H Brown		3 0		
								273 N Fordham		3 0		
								277 A Holy Cross		3 1		
								288 A Bucknell		3 0		
								305 H Providence		3 0		
								312 H Delaware St.		3 0		
				LAST 10 GAMES								
				91 H Yale		3 2	155 H Princeton		3 1			
				268 H Brown		3 0	189 H Harvard		3 1			
				165 A Columbia		2 3	266 H Cornell		3 0			
				266 A Cornell		3 2	165 H Columbia		2 3			
				210 H Penn		2 3	268 A Brown		3 0			

Non-Div. I Games:

Dartmouth

Average RPI Win:	167	WON-LOST	WINNING	LAST 10	STRENGTH OF	OPP. STRENGTH	TEAM	ADJ	CONF.	ADJ CONF.		
Average RPI Loss:	85	RECORD	PCT. RANK	GAMES	SCHEDULE	OF SCHEDULE	RPI	RPI	RPI	RPI		
DIV. I ONLY		10- 19	.34483	247	2- 8	100	82	182	.48647	161	9	8
DIV. I NON-CONF.		6- 7	.46154	187	1- 1	74	72	129	.52478	124	7	7
<hr/>												
TOTALS	RPI 1-25	RPI 26-50		W-L RECORDS		RPI 51-100		RPI 101-150		RPI 150+		
10- 19	0- 3	0- 2		OVERALL		2- 7		2- 6		6- 1		
4- 8	0- 0	0- 1		HOME		1- 3		1- 3		2- 1		
3- 9	0- 1	0- 1		AWAY		1- 4		1- 3		1- 0		
3- 2	0- 2	0- 0		NEUTRAL		0- 0		0- 0		3- 0		
6- 7	0- 3	0- 0		NON-CONFERENCE		1- 2		0- 2		5- 0		
2- 2	0- 0	0- 0		HOME		0- 1		0- 1		2- 0		
1- 3	0- 1	0- 0		AWAY		1- 1		0- 1		0- 0		
3- 2	0- 2	0- 0		NEUTRAL		0- 0		0- 0		3- 0		
4- 12	0- 0	0- 2		CONFERENCE		1- 5		2- 4		1- 1		
2- 6	0- 0	0- 1		HOME		1- 2		1- 2		0- 1		
2- 6	0- 0	0- 1		AWAY		0- 3		1- 2		1- 0		
0- 0	0- 0	0- 0		NEUTRAL		0- 0		0- 0		0- 0		
RPI S	Opponent	Score	RPI S	Opponent	Score	RPI S	Opponent	Score	RPI S	Opponent	Score	
5 N	UNI	2 3	41 A	Long Beach St.	1 3	53 A	UC Santa Barbara	0 3	102 H	Idaho	0 3	
10 N	Florida St.	0 3	41 H	Long Beach St.	0 3	53 H	UC Santa Barbara	0 3	104 A	Cal Poly	3 2	
25 A	San Diego	0 3				74 H	Central Mich.	2 3	104 H	Cal Poly	3 0	
						79 A	Delaware	3 2	118 A	New Mexico	2 3	
						92 A	Pacific	2 3	124 A	Cal St. Northridge	0 3	
						92 H	Pacific	0 3	124 H	Cal St. Northridge	1 3	
						95 A	UC Davis	2 3	136 A	Cal St. Fullerton	1 3	
						95 H	UC Davis	3 1	136 H	Cal St. Fullerton	1 3	
						100 A	San Diego St.	1 3	173 H	Utah St.	3 1	
									176 N	Portland St.	3 2	
									187 A	UC Riverside	3 0	
									187 H	UC Riverside	1 3	
									209 N	Portland	3 0	
									263 N	Nevada	3 1	
									283 H	Seattle	3 0	
<hr/>												
LAST 10 GAMES												
74 H	Central Mich.	2 3	104 A	Cal Poly	3 2							
41 A	Long Beach St.	1 3	53 A	UC Santa Barbara	0 3							
136 A	Cal St. Fullerton	1 3	136 H	Cal St. Fullerton	1 3							
124 H	Cal St. Northridge	1 3	283 H	Seattle	3 0							
187 H	UC Riverside	1 3	92 H	Pacific	0 3							

Non-Div. I Games:

UC Irvine

[illegible]

Non-Div. I Games:

North Texas

Average RPI Win:		205	WON-LOST RECORD		WINNING PCT. RANK		LAST 10 GAMES		STRENGTH OF SCHEDULE		OPP. STRENGTH OF SCHEDULE		TEAM RPI		ADJ RPI		CONF. RPI		ADJ CONF. RPI	
Average RPI Loss:		114	14- 18		.4375 193		4- 6		103		164		160		.48589 163		20		20	
DIV. I ONLY			7- 8		.46667 183		0- 1		49		116		115		.53183 116		18		18	
DIV. I NON-CONF.																				
TOTALS		RPI 1-25		RPI 26-50		W-L RECORDS		RPI 51-100		RPI 101-150		RPI 150+								
14- 18		0- 2		1- 0		OVERALL		1- 7		1- 4		11- 5								
5- 9		0- 2		1- 0		HOME		0- 4		0- 2		4- 1								
5- 7		0- 0		0- 0		AWAY		0- 2		1- 1		4- 4								
4- 2		0- 0		0- 0		NEUTRAL		1- 1		0- 1		3- 0								
7- 8		0- 2		1- 0		NON-CONFERENCE		1- 2		1- 2		4- 2								
1- 5		0- 2		1- 0		HOME		0- 2		0- 1		0- 0								
2- 2		0- 0		0- 0		AWAY		0- 0		1- 0		1- 2								
4- 1		0- 0		0- 0		NEUTRAL		1- 0		0- 1		3- 0								
7- 10		0- 0		0- 0		CONFERENCE		0- 5		0- 2		7- 3								
4- 4		0- 0		0- 0		HOME		0- 2		0- 1		4- 1								
3- 5		0- 0		0- 0		AWAY		0- 2		0- 1		3- 2								
0- 1		0- 0		0- 0		NEUTRAL		0- 1		0- 0		0- 0								
RPI	S	Opponent		Score		RPI	S	Opponent		Score		RPI	S	Opponent		Score				
14	H	Northern Ill.		1	3	44	H	Missouri St.		3	1	106	H	Houston Baptist		1	3			
17	H	Texas A&M		1	3							63	H	Rice		0	3			
												72	A	Texas St.		0	3			
												72	H	Texas St.		0	3			
												78	A	UTSA		0	3			
												78	H	UTSA		1	3			
												78	N	UTSA		0	3			
												84	N	UAB		3	2			
												</								

Non-Div. I Games:

Stephen F. Austin

Average RPI Win: 161		WON-LOST RECORD		WINNING PCT. RANK		LAST 10 GAMES		STRENGTH OF SCHEDULE		OPP. STRENGTH OF SCHEDULE		TEAM RPI		ADJ RPI		CONF. RPI		ADJ CONF. RPI	
DIV. I ONLY		10- 22		.3125 264		1- 9		76		51		176		.48587 164		5		5	
DIV. I NON-CONF.		6- 6		.5 164		0- 0		45		63		85		.55651 79		5		5	
TOTALS		RPI 1-25		RPI 26-50		W-L RECORDS		RPI 51-100		RPI 101-150		RPI 150+							
10- 22		0- 3		0- 5		OVERALL		3- 10		2- 1		5- 3							
8- 9		0- 2		0- 2		HOME		3- 4		2- 0		3- 1							
1- 10		0- 1		0- 3		AWAY		0- 3		0- 1		1- 2							
1- 3		0- 0		0- 0		NEUTRAL		0- 3		0- 0		1- 0							
6- 6		0- 1		0- 1		NON-CONFERENCE		3- 4		1- 0		2- 0							
5- 1		0- 0		0- 0		HOME		3- 1		1- 0		1- 0							
0- 2		0- 1		0- 1		AWAY		0- 0		0- 0		0- 0							
1- 3		0- 0		0- 0		NEUTRAL		0- 3		0- 0		1- 0							
4- 16		0- 2		0- 4		CONFERENCE		0- 6		1- 1		3- 3							
3- 8		0- 2		0- 2		HOME		0- 3		1- 0		2- 1							
1- 8		0- 0		0- 2		AWAY		0- 3		0- 1		1- 2							
0- 0		0- 0		0- 0		NEUTRAL		0- 0		0- 0		0- 0							
RPI S	Opponent		Score		RPI S	Opponent		Score		RPI S	Opponent		Score		RPI S	Opponent		Score	
9	A	Tennessee	2	3	31	A	North Carolina	0	3	51	N	Ohio	2	3	112	A	North Carolina St.	1	3
10	H	Florida St.	1	3	31	H	North Carolina	0	3	54	A	Clemson	2	3	112	H	North Carolina St.	3	0
22	H	Miami (FL)	1	3	43	A	Duke	1	3	54	H	Clemson	1	3	146	H	VCU	3	0
					43	H	Duke	1	3	65	A	Virginia Tech	0	3	171	A	Wake Forest	0	3
					48	A	Ohio St.	1	3	65	H	Virginia Tech	2	3	171	H	Wake Forest	1	3
										70	H	Xavier	3	0	172	A	Virginia	1	3
										77	A	Georgia Tech	1	3	172	H	Virginia	3	2
										77	H	Georgia Tech	1	3	204	A	Boston College	3	0
										79	H	Delaware	3	1	204	H	Boston College	3	0
										80	H	Sacred Heart	2	3	230	N	Akron	3	0
										85	N	Albany (NY)	0	3	301	H	Quinnipiac	3	0
										91	H	Yale	3	2					
										99	N	Villanova	1	3					
					LAST 10 GAMES														
					204 H Boston College					77 H Georgia Tech					1 3				
					171 H Wake Forest					54 H Clemson					1 3				
					43 H Duke					112 A North Carolina St.					1 3				
					172 A Virginia					31 A North Carolina					0 3				
					65 A Virginia Tech					22 H Miami (FL)					1 3				

Non-Div. I Games:

Maryland

Average RPI Win:	228	WON-LOST RECORD	WINNING PCT. RANK	LAST 10 GAMES	STRENGTH OF SCHEDULE	OPP. STRENGTH OF SCHEDULE	TEAM RPI	ADJ RPI	CONF. RPI	ADJ CONF. RPI	
Average RPI Loss:	131										
DIV. I ONLY	15- 10	.6	108	5- 5	230	206	161	.48547	165	19	19
DIV. I NON-CONF.	6- 5	.54545	150	0- 1	278	202	203	.45527	202	21	20
<hr/>											
TOTALS	RPI 1-25	RPI 26-50		W-L RECORDS		RPI 51-100		RPI 101-150		RPI 150+	
15- 10	0- 0	0- 0		OVERALL		0- 5		1- 1		14- 4	
9- 3	0- 0	0- 0		HOME		0- 2		0- 1		9- 0	
4- 5	0- 0	0- 0		AWAY		0- 2		0- 0		4- 3	
2- 2	0- 0	0- 0		NEUTRAL		0- 1		1- 0		1- 1	
<hr/>											
6- 5	0- 0	0- 0		NON-CONFERENCE		0- 3		1- 1		5- 1	
3- 2	0- 0	0- 0		HOME		0- 1		0- 1		3- 0	
1- 1	0- 0	0- 0		AWAY		0- 1		0- 0		1- 0	
2- 2	0- 0	0- 0		NEUTRAL		0- 1		1- 0		1- 1	
<hr/>											
9- 5	0- 0	0- 0		CONFERENCE		0- 2		0- 0		9- 3	
6- 1	0- 0	0- 0		HOME		0- 1		0- 0		6- 0	
3- 4	0- 0	0- 0		AWAY		0- 1		0- 0		3- 3	
0- 0	0- 0	0- 0		NEUTRAL		0- 0		0- 0		0- 0	
<hr/>											
RPI S	Opponent	Score	RPI S	Opponent	Score	RPI S	Opponent	Score	RPI S	Opponent	Score
						58 N	Wisconsin	0 3	139 N	Memphis	3 1
						80 H	Sacred Heart	0 3	144 H	Iowa	1 3
						88 A	San Francisco	0 3	155 A	Princeton	2 3
						91 A	Yale	2 3	155 H	Princeton	3 0
						91 H	Yale	1 3	160 A	Dartmouth	3 2
									160 H	Dartmouth	3 2
									189 A	Harvard	0 3
									189 H	Harvard	3 0
									204 N	Boston College	2 3
									207 A	Rhode Island	3 2
									210 A	Penn	2 3
									210 H	Penn	3 2
									249 H	Binghamton	3 0
									252 H	St. John's (NY)	3 1
									266 A	Cornell	3 2
									266 H	Cornell	3 0
									268 A	Brown	3 1
									268 H	Brown	3 0
									305 N	Providence	3 0
									323 H	St. Francis (NY)	3 0
			LAST 10 GAMES								
			155 A	Princeton	2 3	268 H	Brown	3 0			
			210 A	Penn	2 3	91 H	Yale	1 3			
			80 H	Sacred Heart	0 3	266 H	Cornell	3 0			
			160 H	Dartmouth	3 2	189 A	Harvard	0 3			
			189 H	Harvard	3 0	160 A	Dartmouth	3 2			

Non-Div. I Games:

Columbia

Average RPI Win:	271	WON-LOST	WINNING	LAST 10	STRENGTH OF	OPP. STRENGTH	TEAM	ADJ	CONF.	ADJ CONF.		
Average RPI Loss:	148	RECORD	PCT. RANK	GAMES	SCHEDULE	OF SCHEDULE	RPI	RPI	RPI	RPI		
DIV. I ONLY		20- 10	.66667	70	8- 2	262	286	164	.48426	166	30	30
DIV. I NON-CONF.		3- 7	.3	258	0- 0	227	190	259	.40459	257	30	30
<hr/>												
TOTALS	RPI 1-25	RPI 26-50		W-L RECORDS		RPI 51-100		RPI 101-150		RPI 150+		
20- 10	0- 0	0- 1		OVERALL		0- 1		0- 3		20- 5		
8- 1	0- 0	0- 0		HOME		0- 0		0- 1		8- 0		
9- 3	0- 0	0- 1		AWAY		0- 0		0- 1		9- 1		
3- 6	0- 0	0- 0		NEUTRAL		0- 1		0- 1		3- 4		
<hr/>												
3- 7	0- 0	0- 1		NON-CONFERENCE		0- 1		0- 0		3- 5		
0- 0	0- 0	0- 0		HOME		0- 0		0- 0		0- 0		
1- 2	0- 0	0- 1		AWAY		0- 0		0- 0		1- 1		
2- 5	0- 0	0- 0		NEUTRAL		0- 1		0- 0		2- 4		
<hr/>												
17- 3	0- 0	0- 0		CONFERENCE		0- 0		0- 3		17- 0		
8- 1	0- 0	0- 0		HOME		0- 0		0- 1		8- 0		
8- 1	0- 0	0- 0		AWAY		0- 0		0- 1		8- 0		
1- 1	0- 0	0- 0		NEUTRAL		0- 0		0- 1		1- 0		
<hr/>												
RPI	S	Opponent	Score	RPI	S	Opponent	Score	RPI	S	Opponent	Score	
				29	A	California	0 3	90	N	FIU	0 3	
								148	A	Niagara	1	3
								148	H	Niagara	0	3
								148	N	Niagara	1	3
								155	N	Princeton	0	3
								179	A	Hofstra	0	3
								185	N	Connecticut	1	3
								187	N	UC Riverside	2	3
								206	N	Indiana St.	1	3
								231	A	Marist	3	2
								231	H	Marist	3	0
								238	A	New Hampshire	3	1
								239	N	NJIT	3	1
								243	A	Siena	3	2
								243	H	Siena	3	1
								243	N	Siena	3	2
								245	A	Manhattan	3	1
								245	H	Manhattan	3	0
								262	A	Canisius	3	2
								262	H	Canisius	3	2
								269	A	Iona	3	0
								269	H	Iona	3	2
								290	A	Loyola Maryland	3	0
								290	H	Loyola Maryland	3	0
								319	A	Rider	3	0
								319	H	Rider	3	1
								323	N	St. Francis (NY)	3	1
								325	A	Saint Peter's	3	0
								148	A	Niagara	1	3
								231	H	Marist	3	0
								319	A	Rider	3	0
								290	A	Loyola Maryland	3	0
								262	A	Canisius	3	2
								148	A	Niagara	1	3
								231	H	Marist	3	0
								319	A	Rider	3	0
								290	A	Loyola Maryland	3	0
								262	A	Canisius	3	2
								148	A	Niagara	1	3
								231	H	Marist	3	0
								319	A	Rider	3	0
								290	A	Loyola Maryland	3	0
								262	A	Canisius	3	2
								148	A	Niagara	1	3
								231	H	Marist	3	0
								319	A	Rider	3	0
								290	A	Loyola Maryland	3	0
								262	A	Canisius	3	2
								148	A	Niagara	1	3
								23				

Non-Div. I Games:

Fairfield

RPI	S	Opponent	Score	
325	H	Saint Peter's	3	0

Fairfield

F
a
i
r
f
i
e
l
d

F
a
i
r
f
i
e
l
d

Average RPI Win:	241	WON-LOST	WINNING	LAST 10	STRENGTH OF	OPP. STRENGTH	TEAM	ADJ	CONF.	ADJ CONF.	
Average RPI Loss:	96	RECORD	PCT. RANK	GAMES	SCHEDULE	OF SCHEDULE	RPI	RPI	RPI	RPI	
DIV. I ONLY	20- 15	.57143	124	4- 6	234	168	167	.48316	167	24	22
DIV. I NON-CONF.	10- 7	.58824	130	1- 2	216	74	151	.50307	147	22	22
<hr/>											
TOTALS	RPI 1-25	RPI 26-50		W-L RECORDS		RPI 51-100		RPI 101-150		RPI 150+	
20- 15	0- 0	0- 7		OVERALL		1- 2		0- 3		19- 3	
8- 4	0- 0	0- 2		HOME		0- 0		0- 1		8- 1	
7- 8	0- 0	0- 3		AWAY		0- 1		0- 2		7- 2	
5- 3	0- 0	0- 2		NEUTRAL		1- 1		0- 0		4- 0	
10- 7	0- 0	0- 4		NON-CONFERENCE		1- 2		0- 1		9- 0	
3- 1	0- 0	0- 1		HOME		0- 0		0- 0		3- 0	
3- 3	0- 0	0- 1		AWAY		0- 1		0- 1		3- 0	
4- 3	0- 0	0- 2		NEUTRAL		1- 1		0- 0		3- 0	
10- 8	0- 0	0- 3		CONFERENCE		0- 0		0- 2		10- 3	
5- 3	0- 0	0- 1		HOME		0- 0		0- 1		5- 1	
4- 5	0- 0	0- 2		AWAY		0- 0		0- 1		4- 2	
1- 0	0- 0	0- 0		NEUTRAL		0- 0		0- 0		1- 0	
RPI S	Opponent	Score	RPI S	Opponent	Score	RPI S	Opponent	Score	RPI S	Opponent	Score
			32 A	Western Mich.	0 3	57 A	Notre Dame	0 3	114 A	Cleveland St.	1 3
			34 H	Ball St.	0 3	89 N	Lipscomb	1 3	114 H	Cleveland St.	2 3
			47 N	Kansas	2 3	100 N	San Diego St.	3 0	130 A	IUPUI	1 3
			48 N	Ohio St.	0 3				177 A	Butler	1 3
			50 A	Milwaukee	2 3				177 H	Butler	3 1
			50 A	Milwaukee	0 3				181 H	Evansville	3 1
			50 H	Milwaukee	1 3				194 A	West Virginia	3 2
									209 N	Portland	3 0
									221 H	A&M-Corpus Christi	3 1
									222 A	Green Bay	0 3
									222 H	Green Bay	2 3
									229 N	Robert Morris	3 0
									234 A	Ill.-Chicago	3 0
									234 H	Ill.-Chicago	3 0
									234 N	Ill.-Chicago	3 0
									238 N	New Hampshire	3 0
									253 A	Wright St.	3 0
									253 H	Wright St.	3 0
									255 A	DePaul	3 0
									286 H	Murray St.	3 0
									299 A	Loyola Chicago	3 0
									299 H	Loyola Chicago	3 0
									300 A	Youngstown St.	3 0
									300 H	Youngstown St.	3 0
									317 A	Chicago St.	3 1
		</									

Non-Div. I Games:

Valparaiso

Average RPI Win:	175	WON-LOST RECORD	WINNING PCT. RANK	LAST 10 GAMES	STRENGTH OF SCHEDULE	OPP. STRENGTH OF SCHEDULE	TEAM RPI	ADJ RPI	CONF. RPI	ADJ CONF. RPI	
DIV. I ONLY		12- 20	.375 232	1- 9	60	133	158	.48272 168	14	14	
DIV. I NON-CONF.		7- 7	.5 164	0- 2	24	92	70	.56228 71	14	14	
<hr/>											
TOTALS	RPI 1-25	RPI 26-50		W-L RECORDS	RPI 51-100		RPI 101-150		RPI 150+		
12- 20	0- 1	0- 5		OVERALL	2- 5		4- 3		6- 6		
3- 8	0- 1	0- 1		HOME	0- 3		1- 1		2- 2		
3- 10	0- 0	0- 3		AWAY	1- 2		1- 2		1- 3		
6- 2	0- 0	0- 1		NEUTRAL	1- 0		2- 0		3- 1		
<hr/>											
7- 7	0- 1	0- 3		NON-CONFERENCE	1- 2		3- 0		3- 1		
0- 2	0- 1	0- 0		HOME	0- 1		0- 0		0- 0		
1- 3	0- 0	0- 2		AWAY	0- 1		1- 0		0- 0		
6- 2	0- 0	0- 1		NEUTRAL	1- 0		2- 0		3- 1		
<hr/>											
5- 13	0- 0	0- 2		CONFERENCE	1- 3		1- 3		3- 5		
3- 6	0- 0	0- 1		HOME	0- 2		1- 1		2- 2		
2- 7	0- 0	0- 1		AWAY	1- 1		0- 2		1- 3		
0- 0	0- 0	0- 0		NEUTRAL	0- 0		0- 0		0- 0		
<hr/>											
RPI S	Opponent	Score	RPI S	Opponent	Score	RPI S	Opponent	Score	RPI S	Opponent	Score
5	H UNI	0 3	26	N Kansas St.	0 3	52	A North Dakota	0 3	119	N Arkansas St.	3 2
			42	A North Dakota St.	1 3	52	H North Dakota	0 3	123	N Belmont	3 1
			42	H North Dakota St.	0 3	75	A IPFW	0 3	128	A Oakland	0 3
			44	A Missouri St.	0 3	75	H IPFW	2 3	128	H Oakland	1 3
			47	A Kansas	0 3	87	A Oral Roberts	3 1	130	A IUPUI	0 3
						87	H Oral Roberts	2 3	130	H IUPUI	3 2
						98	N Appalachian St.	3 1	132	A Ga. Southern	3 2
									163	N Stephen F. Austin	0 3
									174	A South Dakota	1 3
									174	H South Dakota	1 3
									179	N Hofstra	3 0
									212	A UMKC	3 0
									212	H UMKC	1 3
									218	A Southern Utah	1 3
									218	H Southern Utah	3 1
									244	N Jacksonville	3 1
									254	A Western Ill.	0 3
									254	H Western Ill.	3 0
									304	N Montana St.	3 1
<hr/>											
			LAST 10 GAMES								
			174	H South Dakota	1 3	52	H North Dakota	0 3			
			212	H UMKC	1 3	42	A North Dakota St.	1 3			
			5	H UNI	0 3	75	H IPFW	2 3			
			87	A Oral Roberts	3 1	128	H Oakland	1 3			
			218	A Southern Utah	1 3	130	A IUPUI	0 3			

Non-Div. I Games: Neb. Omaha 3 0

South Dakota St.

Average RPI Win: 243		WON-LOST RECORD	WINNING PCT. RANK	LAST 10 GAMES	STRENGTH OF SCHEDULE	OPP. STRENGTH OF SCHEDULE	TEAM RPI	ADJ RPI	CONF. RPI	ADJ CONF. RPI	
Average RPI Loss: 110											
DIV. I ONLY		16- 15	.51613 148	3- 7	152	189	157	.48238 169	15	16	
DIV. I NON-CONF.		10- 4	.71429 67	0- 0	187	275	125	.5188 129	15	15	
<hr/>											
TOTALS		RPI 1-25	RPI 26-50		W-L RECORDS		RPI 51-100		RPI 101-150		RPI 150+
16- 15		0- 3	0- 2		OVERALL		0- 4		0- 1		16- 5
7- 5		0- 1	0- 1		HOME		0- 1		0- 0		7- 2
6- 6		0- 1	0- 1		AWAY		0- 2		0- 1		6- 1
3- 4		0- 1	0- 0		NEUTRAL		0- 1		0- 0		3- 2
10- 4		0- 0	0- 0		NON-CONFERENCE		0- 2		0- 0		10- 2
3- 0		0- 0	0- 0		HOME		0- 0		0- 0		3- 0
4- 1		0- 0	0- 0		AWAY		0- 1		0- 0		4- 0
3- 3		0- 0	0- 0		NEUTRAL		0- 1		0- 0		3- 2
6- 11		0- 3	0- 2		CONFERENCE		0- 2		0- 1		6- 3
4- 5		0- 1	0- 1		HOME		0- 1		0- 0		4- 2
2- 5		0- 1	0- 1		AWAY		0- 1		0- 1		2- 1
0- 1		0- 1	0- 0		NEUTRAL		0- 0		0- 0		0- 0
RPI S	Opponent	Score	RPI S	Opponent	Score	RPI S	Opponent	Score	RPI S	Opponent	Score
21 A	Western Ky.	0 3	45 A	Middle Tenn.	0 3	62 A	Samford	0 3	119 A	Arkansas St.	0 3
21 H	Western Ky.	0 3	45 H	Middle Tenn.	2 3	84 N	UAB	0 3	153 H	Denver	3 1
21 N	Western Ky.	0 3				90 A	FIU	1 3	162 H	North Texas	1 3
						90 H	FIU	0 3	180 A	Kennesaw St.	3 2
									182 N	Tennessee St.	3 1
									191 A	Georgia St.	3 2
									203 N	UNC Asheville	2 3
									215 A	South Ala.	3 1
									215 H	South Ala.	1 3
									227 H	La.-Lafayette	3 1
									228 A	UALR	0 3
									230 N	Akron	3 0
									244 A	Jacksonville	3 0
									251 N	Eastern Ky.	2 3
									256 H	La.-Monroe	3 0
									265 A	Mercer	3 0
									265 H	Mercer	3 0
									281 H	Alabama A&M	3 2
									291 A	Fla. Atlantic	3 2
									291 H	Fla. Atlantic	3 1
									302 N	Norfolk St.	3 0
									310 H	Alabama St.	3 0
			LAST 10 GAMES								
	21 N	Western Ky.	0 3		215 H	South Ala.	1 3				
	90 H	FIU	0 3		291 A	Fla. Atlantic	3 2				
	291 H	Fla. Atlantic	3 1		90 A	FIU	1 3				
	21 H	Western Ky.	0 3		162 H	North Texas	1 3				
	45 H	Middle Tenn.	2 3		153 H	Denver	3 1				




























Non-Div. I Games:

Troy

Average RPI Win:		202	WON-LOST	WINNING	LAST 10	STRENGTH OF		OPP. STRENGTH	TEAM	ADJ	CONF.	ADJ CONF.
Average RPI Loss:		97	RECORD	PCT. RANK	GAMES	SCHEDULE		OF SCHEDULE	RPI	RPI	RPI	RPI
DIV. I ONLY			12- 17	.41379	206	5- 5		129	126	175	.48052	170
DIV. I NON-CONF.			6- 8	.42857	206	1- 0		133	121	174	.48304	174
TOTALS			RPI 1-25	RPI 26-50		W-L RECORDS		RPI 51-100		RPI 101-150		RPI 150+
12- 17	0- 2			0- 1		OVERALL		1- 5		3- 5		8- 4
5- 6	0- 1			0- 0		HOME		0- 3		2- 1		3- 1
4- 6	0- 1			0- 0		AWAY		1- 1		1- 2		2- 2
3- 5	0- 0			0- 1		NEUTRAL		0- 1		0- 2		3- 1
6- 8	0- 0			0- 1		NON-CONFERENCE		1- 2		2- 2		3- 3
1- 3	0- 0			0- 0		HOME		0- 2		1- 0		0- 1
2- 1	0- 0			0- 0		AWAY		1- 0		1- 0		0- 1
3- 4	0- 0			0- 1		NEUTRAL		0- 0		0- 2		3- 1
6- 9	0- 2			0- 0		CONFERENCE		0- 3		1- 3		5- 1
4- 3	0- 1			0- 0		HOME		0- 1		1- 1		3- 0
2- 5	0- 1			0- 0		AWAY		0- 1		0- 2		2- 1
0- 1	0- 0			0- 0		NEUTRAL		0- 1		0- 0		0- 0
RPI S	Opponent	Score	RPI S	Opponent	Score	RPI S	Opponent	Score	RPI S	Opponent	Score	
7	A Hawaii	0 3	50	N Milwaukee	1 3	52	H North Dakota	0 3	102	A Idaho	0 3	
7	H Hawaii	0 3				53	H UC Santa Barbara	1 3	102	H Idaho	3 2	
						60	A New Mexico St.	0 3	113	H Texas Tech	3 2	
						60	H New Mexico St.	0 3	118	N New Mexico	1 3	
						60	N New Mexico St.	0 3	129	N Loyola Marymount	1 3	
						92	A Pacific	3 1	134	A Fresno St.	1 3	
									134	H Fresno St.	2 3	
									141	A Arizona St.	3 1	
									153	N Denver	1 3	
									159	H Sacramento St.	1 3	
									173	A Utah St.	0 3	
									173	H Utah St.	3 1	
									187	N UC Riverside	3 1	
									190	A Northern Ariz.	0 3	
									263	A Nevada	3 0	
									263	H Nevada	3 0	
									267	A Louisiana Tech	3 0	
									267	H Louisiana Tech	3 1	
									271	N Hampton	3 0	
									280	N CSU Bakersfield	3 0	
LAST 10 GAMES												
			60	N New Mexico St.	0 3	263	A Nevada	3 0				
			113	H Texas Tech	3 2	7	H Hawaii	0 3				
			267	H Louisiana Tech	3 1	102	H Idaho	3 2				
			60	H New Mexico St.	0 3	173	H Utah St.	3 1				
			134	A Fresno St.	1 3	60	A New Mexico St.	0 3				

Non-Div. I Games:

San Jose St.

Average RPI Win: 181		WON-LOST	WINNING	LAST 10	STRENGTH OF		OPP. STRENGTH	TEAM	ADJ	CONF.	ADJ CONF.
Average RPI Loss: 74		RECORD	PCT. RANK	GAMES	SCHEDULE		OF SCHEDULE	RPI	RPI	RPI	RPI
DIV. I ONLY		9- 21	.3	270	4- 6		85	54	186	.47983	171
DIV. I NON-CONF.		3- 7	.3	258	0- 1		104	125	198	.46858	189
TOTALS		RPI 1-25	RPI 26-50		W-L RECORDS		RPI 51-100		RPI 101-150		RPI 150+
9- 21	0- 5	1- 2		OVERALL		1- 9		0- 3		7- 2	
7- 10	0- 2	1- 1		HOME		1- 3		0- 3		5- 1	
2- 9	0- 3	0- 1		AWAY		0- 4		0- 0		2- 1	
0- 2	0- 0	0- 0		NEUTRAL		0- 2		0- 0		0- 0	
3- 7	0- 1	0- 0		NON-CONFERENCE		0- 4		0- 2		3- 0	
3- 3	0- 0	0- 0		HOME		0- 1		0- 2		3- 0	
0- 2	0- 1	0- 0		AWAY		0- 1		0- 0		0- 0	
0- 2	0- 0	0- 0		NEUTRAL		0- 2		0- 0		0- 0	
6- 14	0- 4	1- 2		CONFERENCE		1- 5		0- 1		4- 2	
4- 7	0- 2	1- 1		HOME		1- 2		0- 1		2- 1	
2- 7	0- 2	0- 1		AWAY		0- 3		0- 0		2- 1	
0- 0	0- 0	0- 0		NEUTRAL		0- 0		0- 0		0- 0	
RPI S	Opponent	Score	RPI S	Opponent	Score	RPI S	Opponent	Score	RPI S	Opponent	Score
10 A	Florida St.	2 	31 H	North Carolina	1 	54 A	Clemson	1 	112 H	North Carolina St.	0 
10 H	Florida St.	2 	43 A	Duke	0 	54 H	Clemson	1 	125 H	Georgetown	0 
21 A	Western Ky.	0 	43 H	Duke	3 1	65 A	Virginia Tech	2 	146 H	VCU	2 
22 A	Miami (FL)	0 				65 H	Virginia Tech	3 2	164 A	Maryland	3 1
22 H	Miami (FL)	1 				66 H	Arkansas	0 	164 H	Maryland	3 0
						67 N	LSU	0 	172 A	Virginia	1 
						70 N	Xavier	1 	172 H	Virginia	3 2
						77 A	Georgia Tech	0 	204 A	Boston College	3 1
						77 H	Georgia Tech	1 	204 H	Boston College	0 
						98 A	Appalachian St.	0 	216 H	North Florida	3 0
									292 H	High Point	3 0
									307 H	Charleston So.	3 1
LAST 10 GAMES											
			43 A	Duke	0 	172 H	Virginia	3 2			
			164 A	Maryland	3 1	65 H	Virginia Tech	3 2			
			204 A	Boston College	3 1	146 H	VCU	2 			
			22 H	Miami (FL)	1 	54 A	Clemson	1 			
			10 H	Florida St.	2 	77 A	Georgia Tech	0 			

Non-Div. I Games:

Wake Forest

Average RPI Win:		182	WON-LOST		WINNING		LAST 10		STRENGTH OF		OPP. STRENGTH		TEAM		ADJ		CONF.		ADJ CONF.				
Average RPI Loss:		70	RECORD		PCT. RANK		GAMES		SCHEDULE		OF SCHEDULE		RPI		RPI		RPI		RPI				
DIV. I ONLY			10- 20		.33333		251		2- 8		92		58		174		.47788		172				
DIV. I NON-CONF.			6- 4		.6		117		0- 0		123		114		114		.53405		113				
TOTALS		RPI 1-25		RPI 26-50				W-L RECORDS				RPI 51-100				RPI 101-150				RPI 150+			
10- 20		0- 4		0- 7				OVERALL				1- 5				2- 1				7- 4			
7- 10		0- 2		0- 4				HOME				0- 4				1- 1				6- 0			
2- 8		0- 2		0- 2				AWAY				1- 1				1- 0				0- 3			
1- 2		0- 0		0- 1				NEUTRAL				0- 0				0- 0				1- 1			
6- 4		0- 0		0- 3				NON-CONFERENCE				1- 0				1- 0				4- 1			
4- 2		0- 0		0- 2				HOME				0- 0				1- 0				3- 0			
1- 0		0- 0		0- 0				AWAY				1- 0				0- 0				0- 0			
1- 2		0- 0		0- 1				NEUTRAL				0- 0				0- 0				1- 1			
4- 17		0- 4		0- 4				CONFERENCE				0- 5				1- 1				3- 3			
3- 9		0- 2		0- 2				HOME				0- 4				0- 1				3- 0			
1- 8		0- 2		0- 2				AWAY				0- 1				1- 0				0- 3			
0- 0		0- 0		0- 0				NEUTRAL				0- 0				0- 0				0- 0			
RPI	S	Opponent		Score		RPI	S	Opponent		Score		RPI	S	Opponent		Score		RPI	S	Opponent		Score	
10	A	Florida St.		0	3	29	H	California		0	3	51	A	Ohio		3	1	112	A	North Carolina St.		3	1
10	H	Florida St.		0	3	31	A	North Carolina		0	3	54	H	Clemson		1	3	112	H	North Carolina St.		1	3
22	A	Miami (FL)		0	3	31	H	North Carolina		1	3	65	A	Virginia Tech		1	3	147	H	Long Island		3	0
22	H	Miami (FL)		0	3	32	H	Western Mich.		1	3	65	H	Virginia Tech		2	3	164	A	Maryland		2	3
						38	N	Louisville		1	3	65	H	Virginia Tech		2	3	164	H	Maryland		3	1
						43	A	Duke		1	3	77	H	Georgia Tech		1	3	171	A	Wake Forest		2	3
						43	H	Duke		2	3							171	H	Wake Forest		3	1
																		185	N	Connecticut		1	3
																		188	N	Marshall		3	0
																		204	A	Boston College		1	3
																		204	H	Boston College		3	0
																		223	H	Western Caro.		3	0
																		274	H	East Carolina		3	0
																		285	H	S.C. Upstate		3	0
LAST 10 GAMES																							
65 H Virginia Tech						2		3		204 H Boston College						3		0					
65 H Virginia Tech						2		3		171 A Wake Forest						2		3					
31 H North Carolina						1		3		43 A Duke						1		3					
112 H North Carolina St.						1		3		10 A Florida St.						0		3					
164 H Maryland						3		1		22 A Miami (FL)						0		3					

Non-Div. I Games:

Virginia

Average RPI Win: 185		WON-LOST RECORD		WINNING PCT. RANK		LAST 10 GAMES		STRENGTH OF SCHEDULE		OPP. STRENGTH OF SCHEDULE		TEAM RPI		ADJ RPI		CONF. RPI		ADJ CONF. RPI					
Average RPI Loss: 105																							
DIV. I ONLY		12- 17		.41379 206		4- 6		144		111		180		.47706 173		13		13					
DIV. I NON-CONF.		5- 9		.35714 241		0- 1		138		83		191		.46541 190		13		13					
TOTALS		RPI 1-25		RPI 26-50		W-L RECORDS		RPI 51-100		RPI 101-150		RPI 150+											
12- 17		0- 2		0- 1		OVERALL		2- 4		3- 6		7- 4											
7- 4		0- 1		0- 0		HOME		2- 1		2- 1		3- 1											
4- 9		0- 1		0- 1		AWAY		0- 1		1- 3		3- 3											
1- 4		0- 0		0- 0		NEUTRAL		0- 2		0- 2		1- 0											
5- 9		0- 0		0- 1		NON-CONFERENCE		1- 3		2- 2		2- 3											
2- 2		0- 0		0- 0		HOME		1- 1		1- 0		0- 1											
2- 4		0- 0		0- 1		AWAY		0- 0		1- 1		1- 2											
1- 3		0- 0		0- 0		NEUTRAL		0- 2		0- 1		1- 0											
7- 8		0- 2		0- 0		CONFERENCE		1- 1		1- 4		5- 1											
5- 2		0- 1		0- 0		HOME		1- 0		1- 1		3- 0											
2- 5		0- 1		0- 0		AWAY		0- 1		0- 2		2- 1											
0- 1		0- 0		0- 0		NEUTRAL		0- 0		0- 1		0- 0											
RPI	S	Opponent		Score		RPI	S	Opponent		Score		RPI	S	Opponent		Score		RPI	S	Opponent		Score	
7	A	Hawaii		0 3		41	A	Long Beach St.		0 3		59	H	BYU		0 3		102	A	Idaho		0 3	
7	H	Hawaii		1 3								60	A	New Mexico St.		0 3		102	H	Idaho		2 3	
												60	H	New Mexico St.		3 2		103	N	Oregon St.		0 3	
												72	H	Texas St.		3 2		107	A	Utah Valley		0 3	
												92	N	Pacific		0 3		111	H	Syracuse		3 1	
												97	N	SMU		1 3		134	A	Fresno St.		2 3	
																		134	H	Fresno St.		3 1	
																		134	N	Fresno St.		0 3	
																		136	A	Cal St. Fullerton		3 1	
																		161	A	UC Irvine		1 3	
																		170	A	San Jose St.		1 3	
																		170	H	San Jose St.		3 0	
																		192	H	Idaho St.		2 3	
																		193	N	Drake		3 0	
																		218	A	Southern Utah		2 3	
																		263	A	Nevada		3 1	
																		263	H	Nevada		3 0	
																		267	A	Louisiana Tech		3 1	
																		267	H	Louisiana Tech		3 0	
																		289	A	Weber St.		3 2	
LAST 10 GAMES																							
134 N Fresno St.						0 3						267 H Louisiana Tech						3 0					
134 A Fresno St.						2 3						60 H New Mexico St.						3 2					
263 A Nevada						3 1						7 A Hawaii						0 3					
102 H Idaho						2 3						170 A San Jose St.						1 3					
107 A Utah Valley						0 3						263 H Nevada						3 0					

Non-Div. I Games:

Utah St.

Average RPI Win: 175		WON-LOST RECORD		WINNING PCT. RANK		LAST 10 GAMES		STRENGTH OF SCHEDULE		OPP. STRENGTH OF SCHEDULE		TEAM RPI		ADJ RPI		CONF. RPI		ADJ CONF. RPI									
DIV. I ONLY		12- 18		.4 215		3- 7		116		109		172		.47622 174		14		14									
DIV. I NON-CONF.		5- 7		.41667 209		1- 1		114		49		157		.49318 163		14		14									
TOTALS		RPI 1-25		RPI 26-50		W-L RECORDS		RPI 51-100		RPI 101-150		RPI 150+															
12- 18		0- 1		0- 3		OVERALL		1- 6		3- 4		8- 4															
4- 7		0- 0		0- 1		HOME		0- 3		0- 2		4- 1															
5- 7		0- 0		0- 1		AWAY		1- 3		0- 2		4- 1															
3- 4		0- 1		0- 1		NEUTRAL		0- 0		3- 0		0- 2															
5- 7		0- 1		0- 1		NON-CONFERENCE		0- 3		3- 0		2- 2															
1- 1		0- 0		0- 0		HOME		0- 1		0- 0		1- 0															
1- 2		0- 0		0- 0		AWAY		0- 2		0- 0		1- 0															
3- 4		0- 1		0- 1		NEUTRAL		0- 0		3- 0		0- 2															
7- 11		0- 0		0- 2		CONFERENCE		1- 3		0- 4		6- 2															
3- 6		0- 0		0- 1		HOME		0- 2		0- 2		3- 1															
4- 5		0- 0		0- 1		AWAY		1- 1		0- 2		3- 1															
0- 0		0- 0		0- 0		NEUTRAL		0- 0		0- 0		0- 0															
RPI	S	Opponent		Score		RPI	S	Opponent		Score		RPI	S	Opponent		Score											
14	N	Northern Ill.		0	3	40	N	Marquette		1	3	52	H	North Dakota		2	3	102	N	Idaho	3	1					
						42	A	North Dakota St.		0	3	69	A	Creighton		1	3	103	N	Oregon St.	3	2					
						42	H	North Dakota St.		0	3	75	A	IPFW		0	3	128	A	Oakland	1	3					
												75	H	IPFW		1	3	128	H	Oakland	2	3					
												83	A	Wyoming		0	3	130	A	IUPUI	2	3					
												87	A	Oral Roberts		3	2	130	H	IUPUI	1	3					
												87	H	Oral Roberts		2	3	136	N	Cal St. Fullerton	3	2					
																		168	A	South Dakota St.	3	1					
																		168	H	South Dakota St.	3	1					
																		193	H	Drake	3	2					
																		198	N	Gonzaga	1	3					
																		208	A	Montana	3	0					
																		212	A	UMKC	2	3					
																		212	H	UMKC	3	0					
																		218	A	Southern Utah	3	2					
																		218	H	Southern Utah	2	3					
																		254	A	Western Ill.	3	2					
																		254	H	Western Ill.	3	1					
																		255	N	DePaul	2	3					
LAST 10 GAMES						LAST 10 GAMES						LAST 10 GAMES						LAST 10 GAMES									
168 A South Dakota St.						3	1	130 A IUPUI						2	3	254 A Western Ill.						3	2				
42 A North Dakota St.						0	3	212 A UMKC						2	3	193 H Drake						3	2				
75 H IPFW						1	3	87 H Oral Roberts						2	3												
128 H Oakland						2	3																				
52 H North Dakota						2	3																				

Non-Div. I Games: Neb. Omaha 3 0 Neb. Omaha 3 0

South Dakota

Average RPI Win: 243		WON-LOST RECORD	WINNING PCT. RANK		LAST 10 GAMES		STRENGTH OF SCHEDULE		OPP. STRENGTH OF SCHEDULE		TEAM RPI	ADJ RPI	CONF. RPI	ADJ CONF. RPI	
Average RPI Loss: 139															
DIV. I ONLY		19- 14	.57576	120	5- 5		211		240		166	.47502	175	18	18
DIV. I NON-CONF.		12- 4	.75	56	1- 0		270		288		144	.50111	151	20	21
TOTALS		RPI 1-25		RPI 26-50		W-L RECORDS		RPI 51-100		RPI 101-150		RPI 150+			
19- 14		0- 0		0- 0		OVERALL		2- 6		0- 3		17- 5			
9- 3		0- 0		0- 0		HOME		1- 1		0- 2		8- 0			
4- 9		0- 0		0- 0		AWAY		0- 4		0- 1		4- 4			
6- 2		0- 0		0- 0		NEUTRAL		1- 1		0- 0		5- 1			
12- 4		0- 0		0- 0		NON-CONFERENCE		1- 0		0- 2		11- 2			
3- 1		0- 0		0- 0		HOME		0- 0		0- 1		3- 0			
3- 2		0- 0		0- 0		AWAY		0- 0		0- 1		3- 1			
6- 1		0- 0		0- 0		NEUTRAL		1- 0		0- 0		5- 1			
7- 10		0- 0		0- 0		CONFERENCE		1- 6		0- 1		6- 3			
6- 2		0- 0		0- 0		HOME		1- 1		0- 1		5- 0			
1- 7		0- 0		0- 0		AWAY		0- 4		0- 0		1- 3			
0- 1		0- 0		0- 0		NEUTRAL		0- 1		0- 0		0- 0			
RPI S	Opponent	Score	RPI S	Opponent	Score	RPI S	Opponent	Score	RPI S	Opponent	Score				
						62 A Samford	1 3		115 A South Carolina	1 3					
						62 H Samford	0 3		132 H Ga. Southern	1 3					
						64 A Furman	0 3		150 H Winthrop	1 3					
						71 A Col. of Charleston	0 3		152 N Fla. Gulf Coast	3 2					
						71 N Col. of Charleston	0 3		177 A Butler	1 3					
						74 N Central Mich.	3 1		196 H Davidson	3 0					
						98 A Appalachian St.	0 3		203 N UNC Asheville	0 3					
						98 H Appalachian St.	3 1		223 A Western Caro.	2 3					
									223 H Western Caro.	3 0					
									224 H Radford	3 0					
									237 A UNC Greensboro	2 3					
									237 H UNC Greensboro	3 2					
									250 H Campbell	3 1					
									250 N Campbell	3 0					
									257 N Austin Peay	3 1					
									271 N Hampton	3 0					
									272 A Wofford	3 0					
									279 A Chattanooga	1 3					
									279 H Chattanooga	3 0					
									282 H Citadel	3 0					
									292 A High Point	3 0					
									293 N Gardner-Webb	3 1					
						71 N Col. of Charleston	0 3	98 A Appalachian St.	0 3	318 A N.C. Central	3 0				
						282 H Citadel	3 0	223 A Western Caro.	2 3	318 H N.C. Central	3 1				
						237 H UNC Greensboro	3 2	64 A Furman	0 3	324 A N.C. A&T	3 0				
						279 H Chattanooga	3 0	272 A Wofford	3 0						
						62 H Samford	0 3	324 A N.C. A&T	3 0						

Non-Div. I Games:

Elon

Average RPI Win: 234		WON-LOST	WINNING	LAST 10	STRENGTH OF		OPP. STRENGTH	TEAM	ADJ	CONF.	ADJ CONF.				
Average RPI Loss: 130		RECORD	PCT. RANK	GAMES	SCHEDULE		OF SCHEDULE	RPI	RPI	RPI	RPI				
DIV. I ONLY		18- 13	.58065	114	8- 2		232	211	170	.47401	176	21	23		
DIV. I NON-CONF.		5- 8	.38462	225	1- 0		253	177	249	.41664	250	19	19		

TOTALS		RPI 1-25		RPI 26-50		W-L RECORDS		RPI 51-100		RPI 101-150		RPI 150+			
18- 13		0- 0		0- 2		OVERALL		0- 0		0- 5		18- 6			
8- 3		0- 0		0- 0		HOME		0- 0		0- 2		8- 1			
7- 7		0- 0		0- 1		AWAY		0- 0		0- 3		7- 3			
3- 3		0- 0		0- 1		NEUTRAL		0- 0		0- 0		3- 2			
5- 8		0- 0		0- 2		NON-CONFERENCE		0- 0		0- 2		5- 4			
1- 0		0- 0		0- 0		HOME		0- 0		0- 0		1- 0			
1- 5		0- 0		0- 1		AWAY		0- 0		0- 2		1- 2			
3- 3		0- 0		0- 1		NEUTRAL		0- 0		0- 0		3- 2			
13- 5		0- 0		0- 0		CONFERENCE		0- 0		0- 3		13- 2			
7- 3		0- 0		0- 0		HOME		0- 0		0- 2		7- 1			
6- 2		0- 0		0- 0		AWAY		0- 0		0- 1		6- 1			
0- 0		0- 0		0- 0		NEUTRAL		0- 0		0- 0		0- 0			
RPI	S	Opponent	Score	RPI	S	Opponent	Score	RPI	S	Opponent	Score	RPI	S	Opponent	Score
				30	A	Oregon	0 3			108	A	Northern Colo.	0	3	
				35	N	Washington	0 3			108	H	Northern Colo.	0	3	
										108	H	Northern Colo.	2	3	
										110	A	UTEP	1	3	
										118	A	New Mexico	0	3	
										158	N	Boise St.	1	3	
										159	A	Sacramento St.	0	3	
										159	H	Sacramento St.	3	1	
										159	H	Sacramento St.	3	0	
										161	N	UC Irvine	2	3	
										190	A	Northern Ariz.	3	1	
										190	H	Northern Ariz.	3	1	
										192	A	Idaho St.	3	2	
										192	H	Idaho St.	1	3	
										198	A	Gonzaga	2	3	
										199	A	Eastern Wash.	3	1	
										199	H	Eastern Wash.	3	0	
										201	N	Texas-Arlington	3	0	
										208	A	Montana	3	2	
										208	H	Montana	3	1	
										209	A	Portland	1	3	
										233	N	Nicholls St.	3	0	
										283	A	Seattle	3	0	
										283	H	Seattle	3	2	
										289	A	Weber St.	3	0	
										289	H	Weber St.	3	0	
										304	A	Montana St.	3	2	
LAST 10 GAMES															
				108	H	Northern Colo.	0 3	190	A	Northern Ariz.	3 1	283	A	Seattle	3 0
				159	H	Sacramento St.	3 1	108	A	Northern Colo.	0 3	283	H	Seattle	3 2
				159	H	Sacramento St.	3 0	208	H	Montana	3 1	289	A	Weber St.	3 0
				199	A	Eastern Wash.	3 1	304	H	Montana St.	3 0	289	H	Weber St.	3 0
				283	A	Seattle	3 0	192	A	Idaho St.	3 2	304	A	Montana St.	3 2

Non-Div. I Games:

Portland St.

RPI	S	Opponent	Score	
304	H	Montana St.	3	0
315	N	Southern U.	3	0

Portland St.

P
o
r
t
l
a
n
d
S
t
.

P
o
r
t
l
a
n
d
S
t
.

[illegible]

Non-Div. I Games:

Lehigh

Average RPI Win: 212		WON-LOST	WINNING	LAST 10	STRENGTH OF		OPP. STRENGTH	TEAM	ADJ	CONF.	ADJ CONF.
Average RPI Loss: 129		RECORD	PCT. RANK	GAMES	SCHEDULE		OF SCHEDULE	RPI	RPI	RPI	RPI
DIV. I ONLY		14- 17	.45161	185	3- 7		149	186	179	.47023	179
DIV. I NON-CONF.		9- 8	.52941	161	0- 0		180	204	168	.4856	170
TOTALS		RPI 1-25	RPI 26-50		W-L RECORDS		RPI 51-100		RPI 101-150		RPI 150+
14- 17	0- 0	0- 2		OVERALL		2- 4		0- 6		12- 5	
9- 4	0- 0	0- 0		HOME		2- 0		0- 2		7- 2	
3- 10	0- 0	0- 1		AWAY		0- 4		0- 3		3- 2	
2- 3	0- 0	0- 1		NEUTRAL		0- 0		0- 1		2- 1	
9- 8	0- 0	0- 2		NON-CONFERENCE		0- 2		0- 2		9- 2	
6- 0	0- 0	0- 0		HOME		0- 0		0- 0		6- 0	
1- 5	0- 0	0- 1		AWAY		0- 2		0- 1		1- 1	
2- 3	0- 0	0- 1		NEUTRAL		0- 0		0- 1		2- 1	
5- 9	0- 0	0- 0		CONFERENCE		2- 2		0- 4		3- 3	
3- 4	0- 0	0- 0		HOME		2- 0		0- 2		1- 2	
2- 5	0- 0	0- 0		AWAY		0- 2		0- 2		2- 1	
0- 0	0- 0	0- 0		NEUTRAL		0- 0		0- 0		0- 0	
RPI S	Opponent	Score	RPI S	Opponent	Score	RPI S	Opponent	Score	RPI S	Opponent	Score
26 N	Kansas St.	1 3	76 A	Northeastern	0 3	105 A	James Madison	0 3			
44 A	Missouri St.	0 3	76 H	Northeastern	3 2	119 N	Arkansas St.	2 3			
			79 A	Delaware	1 3	122 A	Towson	0 3			
			79 H	Delaware	3 0	122 H	Towson	1 3			
			95 A	UC Davis	1 3	146 H	VCU	0 3			
			96 A	Seton Hall	0 3	147 A	Long Island	0 3			
						155 H	Princeton	3 1			
						166 H	Fairfield	3 0			
						168 N	South Dakota St.	0 3			
						191 A	Georgia St.	1 3			
						191 H	Georgia St.	1 3			
						220 A	George Mason	3 0			
						224 H	Radford	3 2			
						232 A	UNC Wilmington	3 1			
						232 H	UNC Wilmington	2 3			
						236 H	Rutgers	3 1			
						239 A	NJIT	2 3			
						240 H	William & Mary	3 0			
						243 A	Siena	3 1			
						245 H	Manhattan	3 0			
						248 N	Air Force	3 0			
						283 N	Seattle	3 1			
						323 H	St. Francis (NY)	3 0			
LAST 10 GAMES			LAST 10 GAMES			LAST 10 GAMES					
191 A	Georgia St.	1 3	146 H	VCU	0 3	76 A	Northeastern	0 3			
232 A	UNC Wilmington	3 1	220 A	George Mason	3 0	105 A	James Madison	0 3			
122 A	Towson	0 3	232 H	UNC Wilmington	2 3						
79 A	Delaware	1 3									
240 H	William & Mary	3 0									

Non-Div. I Games:

Hofstra

Average RPI Win:	237	WON-LOST RECORD	WINNING PCT. RANK	LAST 10 GAMES		STRENGTH OF SCHEDULE	OPP. STRENGTH OF SCHEDULE	TEAM RPI	ADJ RPI	CONF. RPI	ADJ CONF. RPI
DIV. I ONLY		13- 16	.44828 190	6- 4		139	220	181	.46985 180	23	24
DIV. I NON-CONF.		5- 10	.33333 246	0- 0		97	180	192	.46085 198	24	23
TOTALS	RPI 1-25		RPI 26-50		W-L RECORDS		RPI 51-100		RPI 101-150		RPI 150+
13- 16	0- 0		0- 0		OVERALL		0- 6		1- 4		12- 6
7- 7	0- 0		0- 0		HOME		0- 3		1- 1		6- 3
4- 5	0- 0		0- 0		AWAY		0- 2		0- 2		4- 1
2- 4	0- 0		0- 0		NEUTRAL		0- 1		0- 1		2- 2
5- 10	0- 0		0- 0		NON-CONFERENCE		0- 4		1- 2		4- 4
3- 4	0- 0		0- 0		HOME		0- 2		1- 0		2- 2
0- 3	0- 0		0- 0		AWAY		0- 1		0- 1		0- 1
2- 3	0- 0		0- 0		NEUTRAL		0- 1		0- 1		2- 1
8- 6	0- 0		0- 0		CONFERENCE		0- 2		0- 2		8- 2
4- 3	0- 0		0- 0		HOME		0- 1		0- 1		4- 1
4- 2	0- 0		0- 0		AWAY		0- 1		0- 1		4- 0
0- 1	0- 0		0- 0		NEUTRAL		0- 0		0- 0		0- 1
RPI S Opponent	Score		RPI S Opponent	Score		RPI S Opponent	Score		RPI S Opponent	Score	
						72 N Texas St.	0 3		112 N North Carolina St.	0 3	
						84 H UAB	0 3		121 A Georgia	0 3	
						87 H Oral Roberts	0 3		123 A Belmont	0 3	
						89 A Lipscomb	0 3		123 H Belmont	1 3	
						89 H Lipscomb	0 3		150 H Winthrop	3 2	
						98 A Appalachian St.	0 3		152 H Fla. Gulf Coast	3 0	
									157 N Charlotte	2 3	
									162 A North Texas	0 3	
									169 H Troy	2 3	
									191 H Georgia St.	2 3	
									197 A East Tenn. St.	3 0	
									197 H East Tenn. St.	2 3	
									197 N East Tenn. St.	2 3	
									216 A North Florida	3 1	
									217 N Jackson St.	3 0	
									240 N William & Mary	3 1	
									244 A Jacksonville	3 1	
									251 H Eastern Ky.	3 2	
									265 H Mercer	3 1	
									279 H Chattanooga	3 1	
									285 A S.C. Upstate	3 1	
									285 H S.C. Upstate	3 1	
									294 H Stetson	3 0	
					LAST 10 GAMES						
					197 N East Tenn. St.	2 3	197 H East Tenn. St.	2 3			
					265 H Mercer	3 1	197 A East Tenn. St.	3 0			
					123 A Belmont	0 3	285 A S.C. Upstate	3 1			
					89 A Lipscomb	0 3	152 H Fla. Gulf Coast	3 0			
					285 H S.C. Upstate	3 1	294 H Stetson	3 0			

Non-Div. I Games:

Kennesaw St.

Average RPI Win: 225		WON-LOST	WINNING	LAST 10	STRENGTH OF		OPP. STRENGTH	TEAM	ADJ	CONF.	ADJ CONF.
Average RPI Loss: 99		RECORD	PCT. RANK	GAMES	SCHEDULE		OF SCHEDULE	RPI	RPI	RPI	RPI
DIV. I ONLY		14- 19	.42424	201	2- 8		140	140	177	.46862	181
DIV. I NON-CONF.		10- 5	.66667	81	0- 0		164	223	119	.5274	120
TOTALS		RPI 1-25	RPI 26-50		W-L RECORDS		RPI 51-100		RPI 101-150		RPI 150+
14- 19	0- 3	1- 5		OVERALL		0- 3		1- 2		12- 6	
5- 8	0- 1	1- 2		HOME		0- 2		0- 1		4- 2	
4- 10	0- 2	0- 2		AWAY		0- 1		1- 1		3- 4	
5- 1	0- 0	0- 1		NEUTRAL		0- 0		0- 0		5- 0	
10- 5	0- 1	0- 2		NON-CONFERENCE		0- 1		1- 0		9- 1	
2- 2	0- 0	0- 1		HOME		0- 1		0- 0		2- 0	
3- 2	0- 1	0- 0		AWAY		0- 0		1- 0		2- 1	
5- 1	0- 0	0- 1		NEUTRAL		0- 0		0- 0		5- 0	
4- 14	0- 2	1- 3		CONFERENCE		0- 2		0- 2		3- 5	
3- 6	0- 1	1- 1		HOME		0- 1		0- 1		2- 2	
1- 8	0- 1	0- 2		AWAY		0- 1		0- 1		1- 3	
0- 0	0- 0	0- 0		NEUTRAL		0- 0		0- 0		0- 0	
RPI S	Opponent	Score	RPI S	Opponent	Score	RPI S	Opponent	Score	RPI S	Opponent	Score
5 A	UNI	0 3	34 N	Ball St.	2 3	69 A	Creighton	0 3	109 A	Illinois St.	1 3
5 H	UNI	0 3	39 A	Wichita St.	0 3	69 H	Creighton	0 3	109 H	Illinois St.	0 3
19 A	Cincinnati	2 3	39 H	Wichita St.	3 2	89 H	Lipscomb	1 3	123 A	Belmont	3 1
			44 A	Missouri St.	0 3				167 A	Valparaiso	1 3
			44 H	Missouri St.	1 3				193 A	Drake	1 3
			49 H	Arizona	1 3				193 H	Drake	2 3
									197 N	East Tenn. St.	3 1
									206 A	Indiana St.	1 3
									206 H	Indiana St.	0 3
									219 A	Bradley	3 0
									219 H	Bradley	3 1
									221 N	A&M-Corpus Christi	3 0
									226 A	Southern Ill.	2 3
									226 H	Southern Ill.	3 0
									234 H	Ill.-Chicago	3 2
									237 A	UNC Greensboro	3 0
									259 H	Southeast Mo. St.	3 2
									276 N	Coastal Caro.	3 0
									286 A	Murray St.	3 0
									286 N	Murray St.	3 1
									324 N	N.C. A&T	3 0
			LAST 10 GAMES								
			219 H	Bradley	3 1		206 H	Indiana St.	0 3		
			5 H	UNI	0 3		226 H	Southern Ill.	3 0		
			39 A	Wichita St.	0 3		69 A	Creighton	0 3		
			44 A	Missouri St.	0 3		193 A	Drake	1 3		
			109 H	Illinois St.	0 3		44 H	Missouri St.	1 3		

Non-Div. I Games:

Evansville

Average RPI Win: 260		WON-LOST	WINNING	LAST 10	STRENGTH OF		OPP. STRENGTH	TEAM	ADJ	CONF.	ADJ CONF.
Average RPI Loss: 174		RECORD	PCT. RANK	GAMES	SCHEDULE		OF SCHEDULE	RPI	RPI	RPI	RPI
DIV. I ONLY		18- 11	.62069	98	6- 4		245	270	169	.46846	182
DIV. I NON-CONF.		5- 3	.625	104	1- 0		98	234	103	.53756	108
TOTALS		RPI 1-25	RPI 26-50		W-L RECORDS		RPI 51-100		RPI 101-150		RPI 150+
18- 11	0- 1	0- 0		OVERALL		1- 3		0- 0		17- 7	
9- 2	0- 0	0- 0		HOME		1- 1		0- 0		8- 1	
7- 7	0- 1	0- 0		AWAY		0- 2		0- 0		7- 4	
2- 2	0- 0	0- 0		NEUTRAL		0- 0		0- 0		2- 2	
5- 3	0- 1	0- 0		NON-CONFERENCE		1- 1		0- 0		4- 1	
1- 0	0- 0	0- 0		HOME		1- 0		0- 0		0- 0	
2- 2	0- 1	0- 0		AWAY		0- 1		0- 0		2- 0	
2- 1	0- 0	0- 0		NEUTRAL		0- 0		0- 0		2- 1	
13- 8	0- 0	0- 0		CONFERENCE		0- 2		0- 0		13- 6	
8- 2	0- 0	0- 0		HOME		0- 1		0- 0		8- 1	
5- 5	0- 0	0- 0		AWAY		0- 1		0- 0		5- 4	
0- 1	0- 0	0- 0		NEUTRAL		0- 0		0- 0		0- 1	
RPI S	Opponent	Score		RPI S	Opponent	Score		RPI S	Opponent	Score	
21 A	Western Ky.	0 3						169 N	Troy	1 3	
								202 A	UT Martin	2 3	
								202 H	UT Martin	3 1	
								202 N	UT Martin	1 3	
								251 A	Eastern Ky.	3 2	
								251 H	Eastern Ky.	3 1	
								257 A	Austin Peay	0 3	
								257 H	Austin Peay	3 1	
								259 A	Southeast Mo. St.	3 2	
								259 H	Southeast Mo. St.	3 2	
								261 A	Jacksonville St.	3 1	
								261 H	Jacksonville St.	1 3	
								265 A	Mercer	3 2	
								275 A	Eastern Ill.	0 3	
								275 H	Eastern Ill.	3 0	
								278 A	SIU Edwardsville	3 1	
								278 H	SIU Edwardsville	3 2	
								286 A	Murray St.	3 0	
								286 H	Murray St.	3 1	
								287 N	South Carolina St.	3 0	
								290 A	Loyola Maryland	3 1	
								298 A	Tennessee Tech	2 3	
								298 H	Tennessee Tech	3 0	
								302 N	Norfolk St.	3 0	
LAST 10 GAMES											
202 N	UT Martin	1 3		89 H	Lipscomb	3 2		298 H	Tennessee Tech	3 0	
259 A	Southeast Mo. St.	3 2		298 H	Tennessee Tech	3 0		261 H	Jacksonville St.	1 3	
286 A	Murray St.	3 0		261 H	Jacksonville St.	1 3		278 A	SIU Edwardsville	3 1	
202 A	UT Martin	2 3		278 A	SIU Edwardsville	3 1		275 A	Eastern Ill.	0 3	
257 H	Austin Peay	3 1		275 A	Eastern Ill.	0 3					

Non-Div. I Games:

Tennessee St.

Average RPI Win: 169		WON-LOST RECORD		WINNING PCT. RANK		LAST 10 GAMES		STRENGTH OF SCHEDULE		OPP. STRENGTH OF SCHEDULE		TEAM RPI		ADJ RPI		CONF. RPI		ADJ CONF. RPI					
DIV. I ONLY		6- 24		.2 297		1- 9		33		44		192		.46731 183		3		3					
DIV. I NON-CONF.		5- 3		.625 104		0- 0		80		214		89		.54756 92		3		3					
TOTALS		RPI 1-25		RPI 26-50		W-L RECORDS		RPI 51-100		RPI 101-150		RPI 150+											
6- 24		0- 6		0- 8		OVERALL		1- 2		2- 6		3- 2											
3- 10		0- 3		0- 4		HOME		1- 0		1- 3		1- 0											
1- 11		0- 3		0- 4		AWAY		0- 0		0- 3		1- 1											
2- 3		0- 0		0- 0		NEUTRAL		0- 2		1- 0		1- 1											
5- 3		0- 0		0- 0		NON-CONFERENCE		1- 2		2- 0		2- 1											
2- 0		0- 0		0- 0		HOME		1- 0		1- 0		0- 0											
1- 0		0- 0		0- 0		AWAY		0- 0		0- 0		1- 0											
2- 3		0- 0		0- 0		NEUTRAL		0- 2		1- 0		1- 1											
1- 21		0- 6		0- 8		CONFERENCE		0- 0		0- 6		1- 1											
1- 10		0- 3		0- 4		HOME		0- 0		0- 3		1- 0											
0- 11		0- 3		0- 4		AWAY		0- 0		0- 3		0- 1											
0- 0		0- 0		0- 0		NEUTRAL		0- 0		0- 0		0- 0											
RPI	S	Opponent		Score		RPI	S	Opponent		Score		RPI	S	Opponent		Score							
8	A	Southern California		0 3		29	A	California		0 3		85	H	Albany (NY)		3 1		103	A	Oregon St.	2 3		
8	H	Southern California		0 3		29	H	California		1 3		85	N	Albany (NY)		0 3		103	H	Oregon St.	0 3		
15	A	UCLA		1 3		30	A	Oregon		0 3		95	N	UC Davis		1 3		108	H	Northern Colo.	3 2		
15	H	UCLA		0 3		30	H	Oregon		0 3								138	A	Utah	0 3		
18	A	Stanford		0 3		35	A	Washington		0 3								138	H	Utah	0 3		
18	H	Stanford		1 3		35	H	Washington		0 3								141	A	Arizona St.	1 3		
						49	A	Arizona		2 3								141	H	Arizona St.	0 3		
						49	H	Arizona		0 3								142	N	UNLV	3 1		
																		156	A	Washington St.	0 3		
																		156	H	Washington St.	3 2		
																		243	N	Siena	2 3		
																		252	N	St. John's (NY)	3 2		
																		273	A	Fordham	3 0		
						LAST 10 GAMES																	
						138	A	Utah		0 3		29	H	California		1 3							
						35	H	Washington		0 3		18	H	Stanford		1 3							
						156	H	Washington St.		3 2		30	A	Oregon		0 3							
						49	A	Arizona		2 3		103	A	Oregon St.		2 3							
						141	A	Arizona St.		1 3		8	A	Southern California		0 3							

Non-Div. I Games:

Colorado

Average RPI Win:	281	WON-LOST RECORD	WINNING PCT. RANK	LAST 10 GAMES	STRENGTH OF SCHEDULE	OPP. STRENGTH OF SCHEDULE	TEAM RPI	ADJ RPI	CONF. RPI	ADJ CONF. RPI	
DIV. I ONLY	20- 11	.64516	85	6- 4	281	292	187	.46701	184	29	29
DIV. I NON-CONF.	8- 5	.61538	109	1- 0	302	305	217	.43994	222	29	29
<hr/>											
TOTALS	RPI 1-25	RPI 26-50		W-L RECORDS	RPI 51-100		RPI 101-150		RPI 150+		
20- 11	0- 0	0- 0		OVERALL	0- 4		0- 3		20- 4		
11- 2	0- 0	0- 0		HOME	0- 1		0- 1		11- 0		
5- 7	0- 0	0- 0		AWAY	0- 2		0- 2		5- 3		
4- 2	0- 0	0- 0		NEUTRAL	0- 1		0- 0		4- 1		
<hr/>											
8- 5	0- 0	0- 0		NON-CONFERENCE	0- 1		0- 1		8- 3		
5- 0	0- 0	0- 0		HOME	0- 0		0- 0		5- 0		
0- 4	0- 0	0- 0		AWAY	0- 1		0- 1		0- 2		
3- 1	0- 0	0- 0		NEUTRAL	0- 0		0- 0		3- 1		
<hr/>											
12- 6	0- 0	0- 0		CONFERENCE	0- 3		0- 2		12- 1		
6- 2	0- 0	0- 0		HOME	0- 1		0- 1		6- 0		
5- 3	0- 0	0- 0		AWAY	0- 1		0- 1		5- 1		
1- 1	0- 0	0- 0		NEUTRAL	0- 1		0- 0		1- 0		
<hr/>											
RPI S	Opponent	Score	RPI S	Opponent	Score	RPI S	Opponent	Score	RPI S	Opponent	Score
						76 A	Northeastern	1 3	116 A	George Washington	0 3
						80 A	Sacred Heart	1 3	147 A	Long Island	0 3
						80 H	Sacred Heart	1 3	147 H	Long Island	1 3
						80 N	Sacred Heart	1 3	160 A	Dartmouth	0 3
						225 H	Stony Brook	3 1			
						229 A	Robert Morris	3 1			
						229 H	Robert Morris	3 1			
						232 N	UNC Wilmington	1 3			
						247 A	Fairleigh Dickinson	3 1			
						247 H	Fairleigh Dickinson	3 0			
						247 N	Fairleigh Dickinson	3 0			
						260 A	Bryant	1 3			
						260 H	Bryant	3 1			
						270 H	Hartford	3 2			
						277 A	Holy Cross	0 3			
						277 H	Holy Cross	3 0			
						288 H	Bucknell	3 2			
						296 A	Saint Francis (PA)	3 2			
						296 H	Saint Francis (PA)	3 0			
						301 A	Quinnipiac	3 2			
301 H	Quinnipiac	3 1									
						305 N	Providence	3 1			
						312 N	Delaware St.	3 0			
						318 N	N.C. Central	3 0			
						323 A	St. Francis (NY)	3 2			
						323 H	St. Francis (NY)	3 1			
						325 H	Saint Peter's	3 0			

Non-Div. I Games:

Central Conn. St.

Average RPI Win: 236		WON-LOST RECORD		WINNING PCT. RANK		LAST 10 GAMES		STRENGTH OF SCHEDULE		OPP. STRENGTH OF SCHEDULE		TEAM RPI		ADJ RPI		CONF. RPI		ADJ CONF. RPI	
DIV. I ONLY		14- 15		.48276 167		5- 5		222		149		190		.46681 185		12		12	
DIV. I NON-CONF.		10- 5		.66667 81		1- 0		242		222		155		.49629 153		11		11	
TOTALS		RPI 1-25		RPI 26-50		W-L RECORDS		RPI 51-100		RPI 101-150		RPI 150+							
14- 15		0- 1		0- 2		OVERALL		1- 5		0- 4		13- 3							
9- 4		0- 0		0- 1		HOME		1- 1		0- 2		8- 0							
1- 9		0- 1		0- 1		AWAY		0- 4		0- 1		1- 2							
4- 2		0- 0		0- 0		NEUTRAL		0- 0		0- 1		4- 1							
10- 5		0- 0		0- 0		NON-CONFERENCE		0- 3		0- 1		10- 1							
5- 1		0- 0		0- 0		HOME		0- 1		0- 0		5- 0							
1- 2		0- 0		0- 0		AWAY		0- 2		0- 0		1- 0							
4- 2		0- 0		0- 0		NEUTRAL		0- 0		0- 1		4- 1							
4- 10		0- 1		0- 2		CONFERENCE		1- 2		0- 3		3- 2							
4- 3		0- 0		0- 1		HOME		1- 0		0- 2		3- 0							
0- 7		0- 1		0- 1		AWAY		0- 2		0- 1		0- 2							
0- 0		0- 0		0- 0		NEUTRAL		0- 0		0- 0		0- 0							
RPI	S	Opponent		Score		RPI	S	Opponent		Score		RPI	S	Opponent		Score			
19	A	Cincinnati		0 3		38	A	Louisville		0 3		56	A	TCU		0 3			
						40	H	Marquette		1 3		57	H	Notre Dame		3 2			
												65	A	Virginia Tech		1 3			
												80	H	Sacred Heart		1 3			
												96	A	Seton Hall		2 3			
												99	A	Villanova		1 3			
												111	H	Syracuse		0 3			
												113	N	Texas Tech		0 3			
												125	A	Georgetown		2 3			
												126	H	Pittsburgh		1 3			
												154	A	South Fla.		2 3			
												166	N	Fairfield		3 1			
												172	N	Virginia		3 1			
												194	H	West Virginia		3 1			
												206	N	Indiana St.		0 3			
												236	A	Rutgers		0 3			
												238	A	New Hampshire		3 0			
												249	H	Binghamton		3 0			
												252	H	St. John's (NY)		3 1			
												255	H	DePaul		3 1			
												270	H	Hartford		3 0			
												273	H	Fordham		3 1			
												277	H	Holy Cross		3 0			
												279	N	Chattanooga		3 0			
												306	H	Howard		3 0			
												314	N	Grambling		3 0			
						LAST 10 GAMES													
						96	A	Seton Hall		2 3		57	H	Notre Dame		3 2			
						236	A	Rutgers		0 3		125	A	Georgetown		2 3			
						126	H	Pittsburgh		1 3		99	A	Villanova		1 3			
						194	H	West Virginia		3 1		252	H	St. John's (NY)		3 1			
						255	H	DePaul		3 1		273	H	Fordham		3 1			

Non-Div. I Games:

Connecticut

Average RPI Win: 237		WON-LOST	WINNING	LAST 10	STRENGTH OF		OPP. STRENGTH	TEAM	ADJ	CONF.	ADJ CONF.
Average RPI Loss: 122		RECORD	PCT. RANK	GAMES	SCHEDULE		OF SCHEDULE	RPI	RPI	RPI	RPI
DIV. I ONLY		17- 15	.53125	142	249		205	193	.46655	186	20
DIV. I NON-CONF.		6- 8	.42857	206	199		170	204	.46465	191	18
TOTALS		RPI 1-25	RPI 26-50		W-L RECORDS		RPI 51-100		RPI 101-150		RPI 150+
17- 15	0- 0	0- 1		OVERALL		2- 6		0- 5		15- 3	
8- 3	0- 0	0- 0		HOME		0- 2		0- 0		8- 1	
5- 8	0- 0	0- 0		AWAY		0- 2		0- 3		5- 2	
4- 4	0- 0	0- 0		NEUTRAL		2- 2		0- 2		2- 0	
6- 8	0- 0	0- 1		NON-CONFERENCE		2- 3		0- 4		4- 0	
1- 0	0- 0	0- 0		HOME		0- 0		0- 0		1- 0	
1- 4	0- 0	0- 1		AWAY		0- 1		0- 2		1- 0	
4- 4	0- 0	0- 0		NEUTRAL		2- 2		0- 2		2- 0	
11- 7	0- 0	0- 0		CONFERENCE		0- 3		0- 1		11- 3	
7- 3	0- 0	0- 0		HOME		0- 2		0- 0		7- 1	
4- 4	0- 0	0- 0		AWAY		0- 1		0- 1		4- 2	
0- 0	0- 0	0- 0		NEUTRAL		0- 0		0- 0		0- 0	
RPI S	Opponent	Score	RPI S	Opponent	Score	RPI S	Opponent	Score	RPI S	Opponent	Score
			33 A	Missouri	0 3	61 A	Houston	1 3	101 A	Ole Miss	0 3
						70 N	Xavier	0 3	113 A	Texas Tech	0 3
						72 A	Texas St.	1 3	119 N	Arkansas St.	0 3
						72 H	Texas St.	2 3	137 A	Sam Houston St.	2 3
						78 H	UTSA	0 3	142 N	UNLV	0 3
						81 N	Northwestern	3 2	163 A	Stephen F. Austin	3 1
						86 N	Morehead St.	0 3	201 H	Texas-Arlington	3 1
						89 N	Lipscomb	3 2	221 H	A&M-Corpus Christi	3 2
									228 N	UALR	3 2
									233 A	Nicholls St.	3 0
									233 H	Nicholls St.	3 0
									241 A	Lamar	1 3
									241 H	Lamar	3 1
									241 H	Lamar	3 1
									242 A	Northwestern St.	3 2
									242 H	Northwestern St.	1 3
									264 A	McNeese St.	1 3
									264 H	McNeese St.	3 2
									311 A	Southeastern La.	3 0
									311 H	Southeastern La.	3 2
									320 A	Ark.-Pine Bluff	3 0
									320 H	Ark.-Pine Bluff	3 0
									326 N	Alcorn St.	3 0
LAST 10 GAMES											
			72 H	Texas St.	2 3	264 A	McNeese St.	1 3			
			241 H	Lamar	3 1	78 H	UTSA	0 3			
			311 H	Southeastern La.	3 2	221 H	A&M-Corpus Christi	3 2			
			233 H	Nicholls St.	3 0	72 A	Texas St.	1 3			
			241 A	Lamar	1 3	320 A	Ark.-Pine Bluff	3 0			

Non-Div. I Games:

Central Ark.

Average RPI Win:		132	WON-LOST RECORD		WINNING PCT. RANK		LAST 10 GAMES		STRENGTH OF SCHEDULE		OPP. STRENGTH OF SCHEDULE		TEAM RPI		ADJ RPI		CONF. RPI		ADJ CONF. RPI	
DIV. I ONLY			7- 23		.23333	290	3- 7		50		112		196		.46543	187	9		8	
DIV. I NON-CONF.			3- 11		.21429	283	0- 0		34		147		183		.47665	183	7		7	
TOTALS		RPI 1-25		RPI 26-50		W-L RECORDS		RPI 51-100		RPI 101-150		RPI 150+								
7- 23	0- 1			1- 3	OVERALL		2- 9		1- 7		3- 3									
2- 8	0- 0			1- 0	HOME		1- 3		0- 3		0- 2									
2- 9	0- 1			0- 2	AWAY		1- 2		0- 4		1- 0									
3- 6	0- 0			0- 1	NEUTRAL		0- 4		1- 0		2- 1									
3- 11	0- 1			0- 2	NON-CONFERENCE		0- 5		1- 1		2- 2									
0- 2	0- 0			0- 0	HOME		0- 1		0- 0		0- 1									
0- 3	0- 1			0- 1	AWAY		0- 0		0- 1		0- 0									
3- 6	0- 0			0- 1	NEUTRAL		0- 4		1- 0		2- 1									
4- 12	0- 0			1- 1	CONFERENCE		2- 4		0- 6		1- 1									
2- 6	0- 0			1- 0	HOME		1- 2		0- 3		0- 1									
2- 6	0- 0			0- 1	AWAY		1- 2		0- 3		1- 0									
0- 0	0- 0			0- 0	NEUTRAL		0- 0		0- 0		0- 0									
RPI	S	Opponent		Score	RPI	S	Opponent		Score	RPI	S	Opponent		Score	RPI	S	Opponent		Score	
25	A	San Diego		0 3	29	A	California		0 3	53	A	UC Santa Barbara		3 2	104	A	Cal Poly		0 3	
					41	A	Long Beach St.		0 3	53	H	UC Santa Barbara		0 3	104	H	Cal Poly		1 3	
					41	H	Long Beach St.		3 2	59	N	BYU		0 3	124	A	Cal St. Northridge		2 3	
					44	N	Missouri St.		0 3	68	N	Eastern Mich.		0 3	124	H	Cal St. Northridge		0 3	
										76	N	Northeastern		2 3	129	N	Loyola Marymount		3 0	
										90	N	FIU		0 3	136	A	Cal St. Fullerton		2 3	
										92	A	Pacific		0 3	136	H	Cal St. Fullerton		2 3	
										92	H	Pacific		0 3	138	A	Utah		1 3	
										95	A	UC Davis		0 3	161	A	UC Irvine		3 1	
										95	H	UC Davis		3 0	161	H	UC Irvine		0 3	
										100	H	San Diego St.		1 3	166	N	Fairfield		3 2	
															170	N	San Jose St.		1 3	
															205	H	UMBC		1 3	
															280	N	CSU Bakersfield		3 0	
LAST 10 GAMES																				
					53	H	UC Santa Barbara		0 3	92	H	Pacific		0 3						
					104	H	Cal Poly		1 3	136	A	Cal St. Fullerton		2 3						
					104	A	Cal Poly		0 3	41	A	Long Beach St.		0 3						
					161	A	UC Irvine		3 1	124	A	Cal St. Northridge		2 3						
					95	H	UC Davis		3 0	53	A	UC Santa Barbara		3 2						

Non-Div. I Games:

UC Riverside

Average RPI Win:	184	WON-LOST	WINNING	LAST 10	STRENGTH OF	OPP. STRENGTH	TEAM	ADJ	CONF.	ADJ CONF.	
Average RPI Loss:	93	RECORD	PCT. RANK	GAMES	SCHEDULE	OF SCHEDULE	RPI	RPI	RPI	RPI	
DIV. I ONLY	10- 21	.32258	257	5- 5	127	101	199	.46522	188	11	11
DIV. I NON-CONF.	2- 9	.18182	290	1- 0	130	59	247	.42861	237	10	10
<hr/>											
TOTALS	RPI 1-25	RPI 26-50		W-L RECORDS	RPI 51-100		RPI 101-150		RPI 150+		
10- 21	0- 2	0- 1		OVERALL	3- 10		0- 5		7- 3		
6- 7	0- 0	0- 0		HOME	2- 4		0- 2		4- 1		
3- 10	0- 1	0- 0		AWAY	1- 5		0- 3		2- 1		
1- 4	0- 1	0- 1		NEUTRAL	0- 1		0- 0		1- 1		
<hr/>											
2- 9	0- 1	0- 1		NON-CONFERENCE	0- 4		0- 1		2- 2		
1- 2	0- 0	0- 0		HOME	0- 1		0- 0		1- 1		
0- 3	0- 0	0- 0		AWAY	0- 2		0- 1		0- 0		
1- 4	0- 1	0- 1		NEUTRAL	0- 1		0- 0		1- 1		
<hr/>											
8- 12	0- 1	0- 0		CONFERENCE	3- 6		0- 4		5- 1		
5- 5	0- 0	0- 0		HOME	2- 3		0- 2		3- 0		
3- 7	0- 1	0- 0		AWAY	1- 3		0- 2		2- 1		
0- 0	0- 0	0- 0		NEUTRAL	0- 0		0- 0		0- 0		
<hr/>											
RPI S	Opponent	Score	RPI S	Opponent	Score	RPI S	Opponent	Score	RPI S	Opponent	Score
23 N	Michigan	0 3	38 N	Louisville	0 3	51 A	Ohio	0 3	110 A	UTEP	0 3
24 A	Tulsa	0 3				61 A	Houston	2 3	110 H	UTEP	1 3
						61 A	Houston	3 2	130 A	IUPUI	0 3
						63 H	Rice	1 3	139 A	Memphis	0 3
						63 H	Rice	0 3	139 H	Memphis	2 3
						68 N	Eastern Mich.	0 3	151 A	Southern Miss.	0 3
						73 A	UCF	2 3	151 H	Southern Miss.	3 1
						73 H	UCF	3 0	172 N	Virginia	0 3
						74 H	Central Mich.	0 3	194 H	West Virginia	3 1
						84 A	UAB	1 3	211 A	Tulane	3 1
						84 H	UAB	1 3	211 H	Tulane	3 2
						86 A	Morehead St.	0 3	220 H	George Mason	1 3
						97 H	SMU	3 2	274 A	East Carolina	3 0
									274 H	East Carolina	3 1
									294 N	Stetson	3 0
<hr/>											
LAST 10 GAMES											
194 H West Virginia						73 A UCF					
274 A East Carolina						61 A Houston					
84 H UAB						61 A Houston					
139 H Memphis						211 H Tulane					
110 A UTEP						151 H Southern Miss.					

Non-Div. I Games:

Marshall

Average RPI Win: 245		WON-LOST RECORD		WINNING PCT. RANK		LAST 10 GAMES		STRENGTH OF SCHEDULE		OPP. STRENGTH OF SCHEDULE		TEAM RPI		ADJ RPI		CONF. RPI		ADJ CONF. RPI			
DIV. I ONLY		12- 12		.5 152		3- 7		186		234		184		.46424 189		19		19			
DIV. I NON-CONF.		7- 3		.7 70		0- 0		184		251		123		.52523 123		21		20			
TOTALS		RPI 1-25		RPI 26-50		W-L RECORDS		RPI 51-100		RPI 101-150		RPI 150+									
12- 12		0- 0		0- 0		OVERALL		0- 4		0- 0		12- 8									
7- 5		0- 0		0- 0		HOME		0- 2		0- 0		7- 3									
4- 5		0- 0		0- 0		AWAY		0- 1		0- 0		4- 4									
1- 2		0- 0		0- 0		NEUTRAL		0- 1		0- 0		1- 1									
7- 3		0- 0		0- 0		NON-CONFERENCE		0- 2		0- 0		7- 1									
4- 1		0- 0		0- 0		HOME		0- 1		0- 0		4- 0									
2- 0		0- 0		0- 0		AWAY		0- 0		0- 0		2- 0									
1- 2		0- 0		0- 0		NEUTRAL		0- 1		0- 0		1- 1									
5- 9		0- 0		0- 0		CONFERENCE		0- 2		0- 0		5- 7									
3- 4		0- 0		0- 0		HOME		0- 1		0- 0		3- 3									
2- 5		0- 0		0- 0		AWAY		0- 1		0- 0		2- 4									
0- 0		0- 0		0- 0		NEUTRAL		0- 0		0- 0		0- 0									
RPI S	Opponent	Score		RPI S	Opponent	Score		RPI S	Opponent	Score		RPI S	Opponent	Score							
								71 N	Col. of Charleston	2	3	155 A	Princeton	2	3						
								76 H	Northeastern	1	3	155 H	Princeton	1	3						
								91 A	Yale	0	3	160 A	Dartmouth	1	3						
								91 H	Yale	0	3	160 H	Dartmouth	2	3						
												165 A	Columbia	0	3						
												165 H	Columbia	3	0						
												191 A	Georgia St.	3	2						
												195 N	Md.-East. Shore	0	3						
												210 A	Penn	3	2						
												210 H	Penn	3	1						
												238 H	New Hampshire	3	2						
												260 A	Bryant	3	1						
												261 H	Jacksonville St.	3	0						
												266 A	Cornell	2	3						
												266 H	Cornell	1	3						
												268 A	Brown	3	1						
												268 H	Brown	3	1						
												277 H	Holy Cross	3	0						
												277 N	Holy Cross	3	0						
												309 H	Navy	3	0						
LAST 10 GAMES																					
268 H Brown						3	1	210 H Penn						3	1						
91 H Yale						0	3	160 A Dartmouth						1	3						
266 A Cornell						2	3	165 H Columbia						3	0						
165 A Columbia						0	3	266 H Cornell						1	3						
155 H Princeton						1	3	91 A Yale						0	3						

Non-Div. I Games:

Harvard

Average RPI Win: 202		WON-LOST RECORD		WINNING PCT. RANK		LAST 10 GAMES		STRENGTH OF SCHEDULE		OPP. STRENGTH OF SCHEDULE		TEAM RPI		ADJ RPI		CONF. RPI		ADJ CONF. RPI					
Average RPI Loss: 194																							
DIV. I ONLY		15- 10		.6 108		2- 8		255		226		173		.46341 190		21		23					
DIV. I NON-CONF.		9- 0		1 1		0- 0		193		220		38		.60286 43		19		19					
TOTALS		RPI 1-25		RPI 26-50		W-L RECORDS		RPI 51-100		RPI 101-150		RPI 150+											
15- 10		0- 0		0- 0		OVERALL		0- 0		4- 2		11- 8											
6- 5		0- 0		0- 0		HOME		0- 0		1- 1		5- 4											
5- 5		0- 0		0- 0		AWAY		0- 0		1- 1		4- 4											
4- 0		0- 0		0- 0		NEUTRAL		0- 0		2- 0		2- 0											
9- 0		0- 0		0- 0		NON-CONFERENCE		0- 0		4- 0		5- 0											
3- 0		0- 0		0- 0		HOME		0- 0		1- 0		2- 0											
2- 0		0- 0		0- 0		AWAY		0- 0		1- 0		1- 0											
4- 0		0- 0		0- 0		NEUTRAL		0- 0		2- 0		2- 0											
6- 10		0- 0		0- 0		CONFERENCE		0- 0		0- 2		6- 8											
3- 5		0- 0		0- 0		HOME		0- 0		0- 1		3- 4											
3- 5		0- 0		0- 0		AWAY		0- 0		0- 1		3- 4											
0- 0		0- 0		0- 0		NEUTRAL		0- 0		0- 0		0- 0											
RPI	S	Opponent		Score		RPI	S	Opponent		Score		RPI	S	Opponent		Score		RPI	S	Opponent		Score	
														107	A	Utah Valley	3	1					
														107	N	Utah Valley	3	2					
														108	A	Northern Colo.	0	3					
														108	H	Northern Colo.	1	3					
														109	N	Illinois St.	3	2					
														118	H	New Mexico	3	2					
														159	A	Sacramento St.	3	2					
														159	H	Sacramento St.	3	2					
														170	H	San Jose St.	3	0					
														176	A	Portland St.	1	3					
														176	H	Portland St.	1	3					
														192	A	Idaho St.	0	3					
														192	H	Idaho St.	1	3					
														199	A	Eastern Wash.	3	2					
														199	H	Eastern Wash.	2	3					
														208	A	Montana	1	3					
														208	H	Montana	3	1					
														248	A	Air Force	3	0					
														271	H	Hampton	3	0					
														280	N	CSU Bakersfield	3	0					
														285	N	S.C. Upstate	3	1					
														289	A	Weber St.	2	3					
														289	H	Weber St.	0	3					
														304	A	Montana St.	3	1					
														304	H	Montana St.	3	0					
LAST 10 GAMES																							
						108	H	Northern Colo.	1	3	159	H	Sacramento St.	3	2	289	H	Weber St.	0	3			
						192	A	Idaho St.	0	3	304	A	Montana St.	3	1	304	A	Montana St.	3	1			
						289	A	Weber St.	2	3	208	A	Montana	1	3	304	H	Montana St.	3	0			
						176	H	Portland St.	1	3	289	H	Weber St.	0	3								
						199	H	Eastern Wash.	2	3	192	H	Idaho St.	1	3								

Non-Div. I Games:

Northern Ariz.

Average RPI Win:	216	WON-LOST RECORD	WINNING PCT. RANK	LAST 10 GAMES	STRENGTH OF SCHEDULE	OPP. STRENGTH OF SCHEDULE	TEAM RPI	ADJ RPI	CONF. RPI	ADJ CONF. RPI	
DIV. I ONLY		14- 18	.4375 193	5- 5	146	190	183	.46332 191	16	15	
DIV. I NON-CONF.		6- 11	.35294 245	0- 0	148	217	211	.44004 221	16	16	
<hr/>											
TOTALS	RPI 1-25	RPI 26-50		W-L RECORDS	RPI 51-100		RPI 101-150		RPI 150+		
14- 18	0- 0	0- 0		OVERALL	0- 6		2- 6		12- 6		
6- 5	0- 0	0- 0		HOME	0- 2		2- 0		4- 3		
4- 8	0- 0	0- 0		AWAY	0- 3		0- 4		4- 1		
4- 5	0- 0	0- 0		NEUTRAL	0- 1		0- 2		4- 2		
<hr/>											
6- 11	0- 0	0- 0		NON-CONFERENCE	0- 3		0- 3		6- 5		
1- 3	0- 0	0- 0		HOME	0- 1		0- 0		1- 2		
1- 4	0- 0	0- 0		AWAY	0- 1		0- 2		1- 1		
4- 4	0- 0	0- 0		NEUTRAL	0- 1		0- 1		4- 2		
<hr/>											
8- 7	0- 0	0- 0		CONFERENCE	0- 3		2- 3		6- 1		
5- 2	0- 0	0- 0		HOME	0- 1		2- 0		3- 1		
3- 4	0- 0	0- 0		AWAY	0- 2		0- 2		3- 0		
0- 1	0- 0	0- 0		NEUTRAL	0- 0		0- 1		0- 0		
<hr/>											
RPI S	Opponent	Score	RPI S	Opponent	Score	RPI S	Opponent	Score	RPI S	Opponent	Score
						51 N	Ohio	1 3	105 H	James Madison	3 1
						71 H	Col. of Charleston	1 3	105 N	James Madison	0 3
						76 A	Northeastern	0 3	109 N	Illinois St.	1 3
						76 H	Northeastern	2 3	122 A	Towson	1 3
						79 A	Delaware	1 3	132 A	Ga. Southern	1 3
						83 A	Wyoming	0 3	139 A	Memphis	1 3
									146 A	VCU	1 3
									146 H	VCU	3 0
									169 H	Troy	2 3
									179 A	Hofstra	3 1
									179 H	Hofstra	3 1
									180 A	Kennesaw St.	3 2
									189 H	Harvard	2 3
									192 N	Idaho St.	0 3
									220 H	George Mason	3 2
									228 N	UALR	3 2
									232 A	UNC Wilmington	3 0
									232 H	UNC Wilmington	3 0
									235 N	Presbyterian	0 3
									240 A	William & Mary	3 2
									240 H	William & Mary	0 3
									259 N	Southeast Mo. St.	3 0
									261 H	Jacksonville St.	3 1
									265 A	Mercer	0 3
			281 N	Alabama A&M	3 0						
			287 N	South Carolina St.	3 0						
<hr/>											
			LAST 10 GAMES								
			105 N	James Madison	0 3	105 H	James Madison	3 1			
			179 H	Hofstra	3 1	220 H	George Mason	3 2			
			76 H	Northeastern	2 3	122 A	Towson	1 3			
			146 A	VCU	1 3	79 A	Delaware	1 3			
			240 A	William & Mary	3 2	232 A	UNC Wilmington	3 0			

Non-Div. I Games:

Georgia St.

Average RPI Win:	179	WON-LOST	WINNING	LAST 10	STRENGTH OF	OPP. STRENGTH	TEAM	ADJ	CONF.	ADJ CONF.			
Average RPI Loss:	173	RECORD	PCT. RANK	GAMES	SCHEDULE	OF SCHEDULE	RPI	RPI	RPI	RPI			
DIV. I ONLY	14- 14	.5	152	4- 6	166	204	171	.46114	192	21	23		
DIV. I NON-CONF.	7- 5	.58333	132	1- 0	72	133	92	.54621	95	19	19		
<hr/>													
TOTALS	RPI 1-25	RPI 26-50		W-L RECORDS	RPI 51-100		RPI 101-150		RPI 150+				
14- 14	0- 0	0- 2		OVERALL	1- 1		3- 2		10- 9				
5- 5	0- 0	0- 0		HOME	0- 0		1- 1		4- 4				
6- 5	0- 0	0- 1		AWAY	1- 0		1- 0		4- 4				
3- 4	0- 0	0- 1		NEUTRAL	0- 1		1- 1		2- 1				
<hr/>													
7- 5	0- 0	0- 2		NON-CONFERENCE	1- 1		2- 1		4- 1				
2- 0	0- 0	0- 0		HOME	0- 0		1- 0		1- 0				
2- 1	0- 0	0- 1		AWAY	1- 0		0- 0		1- 0				
3- 4	0- 0	0- 1		NEUTRAL	0- 1		1- 1		2- 1				
<hr/>													
7- 9	0- 0	0- 0		CONFERENCE	0- 0		1- 1		6- 8				
3- 5	0- 0	0- 0		HOME	0- 0		0- 1		3- 4				
4- 4	0- 0	0- 0		AWAY	0- 0		1- 0		3- 4				
0- 0	0- 0	0- 0		NEUTRAL	0- 0		0- 0		0- 0				
<hr/>													
RPI S	Opponent	Score	RPI S	Opponent	Score	RPI S	Opponent	Score	RPI S	Opponent	Score		
33 A	Missouri	0 3	72 N	Texas St.	0 3	107 H	Utah Valley	3 0	108 A	Northern Colo.	3 2		
42 N	North Dakota St.	0 3	83 A	Wyoming	3 1	108 H	Northern Colo.	0 3	109 N	Illinois St.	3 2		
								111 N	Syracuse	1 3	159 A	Sacramento St.	3 2
								159 H	Sacramento St.	2 3	173 A	Utah St.	3 2
								176 A	Portland St.	3 1	176 H	Portland St.	2 3
								190 A	Northern Ariz.	3 1	190 H	Northern Ariz.	3 0
								191 N	Georgia St.	3 0	199 A	Eastern Wash.	2 3
								199 H	Eastern Wash.	0 3	208 A	Montana	2 3
								208 H	Montana	3 1	211 N	Tulane	0 3
								249 N	Binghamton	3 0	280 H	CSU Bakersfield	3 0
								289 A	Weber St.	1 3	289 H	Weber St.	3 1
								304 A	Montana St.	1 3	304 H	Montana St.	2 3
<hr/>													
				LAST 10 GAMES									
304 A	Montana St.	1 3	280 H	CSU Bakersfield	3 0	304 A	Montana St.	1 3	304 H	Montana St.	2 3		
208 A	Montana	2 3	289 A	Weber St.	1 3	176 H	Portland St.	2 3	199 H	Eastern Wash.	0 3		
190 H	Northern Ariz.	3 0	176 H	Portland St.	2 3	199 H	Eastern Wash.	0 3	108 A	Northern Colo.	3 2		
108 H	Northern Colo.	0 3	199 H	Eastern Wash.	0 3	108 A	Northern Colo.	3 2					
159 A	Sacramento St.	3 2	108 A	Northern Colo.	3 2								

Non-Div. I Games:

Idaho St.

Average RPI Win: 191		WON-LOST	WINNING	LAST 10	STRENGTH OF		OPP. STRENGTH	TEAM	ADJ	CONF.	ADJ CONF.
Average RPI Loss: 93		RECORD	PCT. RANK	GAMES	SCHEDULE		OF SCHEDULE	RPI	RPI	RPI	RPI
DIV. I ONLY		9- 23	.28125	276	2- 8		65	100	189	.46075	193
DIV. I NON-CONF.		4- 10	.28571	264	0- 1		59	90	181	.47766	181
TOTALS		RPI 1-25	RPI 26-50		W-L RECORDS		RPI 51-100		RPI 101-150		RPI 150+
9- 23	0- 2	0- 7		OVERALL		1- 6		0- 2		8- 6	
5- 7	0- 1	0- 3		HOME		1- 2		0- 1		4- 0	
3- 10	0- 1	0- 3		AWAY		0- 1		0- 1		3- 4	
1- 6	0- 0	0- 1		NEUTRAL		0- 3		0- 0		1- 2	
4- 10	0- 0	0- 3		NON-CONFERENCE		1- 4		0- 0		3- 3	
1- 2	0- 0	0- 1		HOME		1- 1		0- 0		0- 0	
2- 2	0- 0	0- 1		AWAY		0- 0		0- 0		2- 1	
1- 6	0- 0	0- 1		NEUTRAL		0- 3		0- 0		1- 2	
5- 13	0- 2	0- 4		CONFERENCE		0- 2		0- 2		5- 3	
4- 5	0- 1	0- 2		HOME		0- 1		0- 1		4- 0	
1- 8	0- 1	0- 2		AWAY		0- 1		0- 1		1- 3	
0- 0	0- 0	0- 0		NEUTRAL		0- 0		0- 0		0- 0	
RPI S	Opponent	Score	RPI S	Opponent	Score	RPI S	Opponent	Score	RPI S	Opponent	Score
5 A	UNI	0 3	26 A	Kansas St.	2 3	69 A	Creighton	0 3	109 A	Illinois St.	0 3
5 H	UNI	1 3	33 N	Missouri	1 3	69 H	Creighton	2 3	109 H	Illinois St.	0 3
			39 A	Wichita St.	0 3	75 H	IPFW	3 2	153 A	Denver	3 2
			39 H	Wichita St.	0 3	78 N	UTSA	0 3	158 N	Boise St.	2 3
			44 A	Missouri St.	0 3	83 H	Wyoming	0 3	173 N	Utah St.	0 3
			44 H	Missouri St.	1 3	84 N	UAB	0 3	174 A	South Dakota	2 3
			50 H	Milwaukee	1 3	95 N	UC Davis	0 3	181 A	Evansville	3 2
									181 H	Evansville	3 1
									206 A	Indiana St.	1 3
									206 H	Indiana St.	3 1
									218 A	Southern Utah	3 1
									219 A	Bradley	0 3
									219 H	Bradley	3 1
									226 A	Southern Ill.	1 3
									226 H	Southern Ill.	3 2
									264 N	McNeese St.	3 2
LAST 10 GAMES											
			69 H	Creighton	2 3		206 A	Indiana St.	1 3		
			5 A	UNI	0 3		109 A	Illinois St.	0 3		
			219 A	Bradley	0 3		226 H	Southern Ill.	3 2		
			39 H	Wichita St.	0 3		181 H	Evansville	3 1		
			44 H	Missouri St.	1 3		174 A	South Dakota	2 3		

Non-Div. I Games:

Drake

Average RPI Win:		207	WON-LOST RECORD		WINNING PCT. RANK		LAST 10 GAMES		STRENGTH OF SCHEDULE		OPP. STRENGTH OF SCHEDULE		TEAM RPI		ADJ RPI		CONF. RPI		ADJ CONF. RPI				
Average RPI Loss:		91																					
DIV. I ONLY			7- 19		.26923 281		3- 7		93		99		203		.45977 194		12		12				
DIV. I NON-CONF.			2- 10		.16667 294		0- 1		58		85		213		.45243 206		11		11				
TOTALS		RPI 1-25		RPI 26-50		W-L RECORDS		RPI 51-100		RPI 101-150		RPI 150+											
7- 19		0- 2		0- 4		OVERALL		0- 6		2- 3		5- 4											
6- 7		0- 0		0- 2		HOME		0- 2		2- 1		4- 2											
1- 10		0- 2		0- 2		AWAY		0- 3		0- 1		1- 2											
0- 2		0- 0		0- 0		NEUTRAL		0- 1		0- 1		0- 0											
2- 10		0- 1		0- 2		NON-CONFERENCE		0- 3		0- 2		2- 2											
2- 3		0- 0		0- 1		HOME		0- 0		0- 1		2- 1											
0- 5		0- 1		0- 1		AWAY		0- 2		0- 0		0- 1											
0- 2		0- 0		0- 0		NEUTRAL		0- 1		0- 1		0- 0											
5- 9		0- 1		0- 2		CONFERENCE		0- 3		2- 1		3- 2											
4- 4		0- 0		0- 1		HOME		0- 2		2- 0		2- 1											
1- 5		0- 1		0- 1		AWAY		0- 1		0- 1		1- 1											
0- 0		0- 0		0- 0		NEUTRAL		0- 0		0- 0		0- 0											
RPI	S	Opponent		Score		RPI	S	Opponent		Score		RPI	S	Opponent		Score							
13	A	Kentucky		0	3	38	A	Louisville		1	3	57	H	Notre Dame		0	3	111	H	Syracuse	3	0	
19	A	Cincinnati		0	3	40	H	Marquette		0	3	61	N	Houston		1	3	122	H	Towson	1	3	
						46	A	Baylor		0	3	72	A	Texas St.		0	3	125	A	Georgetown	0	3	
						48	H	Ohio St.		0	3	78	A	UTSA		0	3	126	H	Pittsburgh	3	2	
												96	H	Seton Hall		1	3	129	N	Loyola Marymount	0	3	
												99	A	Villanova		0	3	154	H	South Fla.	2	3	
																		167	H	Valparaiso	2	3	
																		185	A	Connecticut	1	3	
																		188	A	Marshall	1	3	
																		229	H	Robert Morris	3	1	
																		236	H	Rutgers	3	0	
																		238	H	New Hampshire	3	0	
																		252	A	St. John's (NY)	3	0	
																		255	H	DePaul	3	0	
						LAST 10 GAMES																	
						188	A	Marshall		1	3	111	H	Syracuse		3	0						
						154	H	South Fla.		2	3	19	A	Cincinnati		0	3						
						252	A	St. John's (NY)		3	0	38	A	Louisville		1	3						
						185	A	Connecticut		1	3	126	H	Pittsburgh		3	2						
						40	H	Marquette		0	3	57	H	Notre Dame		0	3						

Non-Div. I Games:

West Virginia

Average RPI Win: 283		WON-LOST RECORD		WINNING PCT. RANK		LAST 10 GAMES		STRENGTH OF SCHEDULE		OPP. STRENGTH OF SCHEDULE		TEAM RPI		ADJ RPI		CONF. RPI		ADJ CONF. RPI	
DIV. I ONLY		24- 6		.8 23		10- 0		320		311		188		.459 195		32		32	
DIV. I NON-CONF.		8- 5		.61538 109		0- 0		295		266		206		.44288 214		32		32	
TOTALS		RPI 1-25		RPI 26-50		W-L RECORDS		RPI 51-100		RPI 101-150		RPI 150+							
24- 6		0- 0		0- 0		OVERALL		0- 0		0- 1		24- 5							
9- 0		0- 0		0- 0		HOME		0- 0		0- 0		9- 0							
10- 0		0- 0		0- 0		AWAY		0- 0		0- 0		10- 0							
5- 6		0- 0		0- 0		NEUTRAL		0- 0		0- 1		5- 5							
8- 5		0- 0		0- 0		NON-CONFERENCE		0- 0		0- 1		8- 4							
2- 0		0- 0		0- 0		HOME		0- 0		0- 0		2- 0							
4- 0		0- 0		0- 0		AWAY		0- 0		0- 0		4- 0							
2- 5		0- 0		0- 0		NEUTRAL		0- 0		0- 1		2- 4							
16- 1		0- 0		0- 0		CONFERENCE		0- 0		0- 0		16- 1							
7- 0		0- 0		0- 0		HOME		0- 0		0- 0		7- 0							
6- 0		0- 0		0- 0		AWAY		0- 0		0- 0		6- 0							
3- 1		0- 0		0- 0		NEUTRAL		0- 0		0- 0		3- 1							
RPI S	Opponent	Score		RPI S	Opponent	Score		RPI S	Opponent	Score		RPI S	Opponent	Score					
										135 N	Bowling Green	2	3						
										154 A	South Fla.	3	2						
										189 N	Harvard	3	0						
										250 N	Campbell	2	3						
										251 N	Eastern Ky.	0	3						
										258 N	Florida A&M	3	2						
										260 A	Bryant	3	1						
										260 N	Bryant	3	2						
										268 A	Brown	3	2						
										271 A	Hampton	3	0						
										271 H	Hampton	3	1						
										271 N	Hampton	3	0						
										273 N	Fordham	1	3						
										277 N	Holy Cross	0	3						
										280 H	CSU Bakersfield	3	1						
										292 A	High Point	3	1						
										295 A	Morgan St.	3	0						
										295 H	Morgan St.	3	1						
										302 A	Norfolk St.	3	0						
										302 H	Norfolk St.	3	0						
										306 A	Howard	3	0						
										306 H	Howard	3	1						
										310 H	Alabama St.	3	0						
										312 A	Delaware St.	3	0						
										312 H	Delaware St.	3	0						
										313 N	Bethune-Cookman	1	3						
										318 H	N.C. Central	3	0						
				LAST 10 GAMES															
										258 N	Florida A&M	3	2						
										271 N	Hampton	3	0						
										318 N	N.C. Central	3	2						
										271 H	Hampton	3	1						
										302 H	Norfolk St.	3	0						

Non-Div. I Games:

Md.-East. Shore

Md.-East. Shore

Davidson

Through Games Of November 26, 2011

Average RPI Win:	265	WON-LOST	WINNING	LAST 10	STRENGTH OF	OPP. STRENGTH	TEAM	ADJ	CONF.	ADJ CONF.												
Average RPI Loss:	129	RECORD	PCT. RANK	GAMES	SCHEDULE	OF SCHEDULE	RPI	RPI	RPI	RPI												
DIV. I ONLY	15- 15	.5	152	3- 7	223	242	195	.45761	196	18	18											
DIV. I NON-CONF.	10- 3	.76923	50	0- 0	298	296	163	.4933	162	20	21											
<hr/>																						
TOTALS	RPI 1-25	RPI 26-50		W-L RECORDS		RPI 51-100		RPI 101-150		RPI 150+												
15- 15	0- 0	0- 0		OVERALL		1- 6		0- 5		14- 4												
6- 5	0- 0	0- 0		HOME		0- 3		0- 1		6- 1												
4- 8	0- 0	0- 0		AWAY		1- 2		0- 3		3- 3												
5- 2	0- 0	0- 0		NEUTRAL		0- 1		0- 1		5- 0												
<hr/>																						
10- 3	0- 0	0- 0		NON-CONFERENCE		0- 0		0- 3		10- 0												
3- 0	0- 0	0- 0		HOME		0- 0		0- 0		3- 0												
2- 2	0- 0	0- 0		AWAY		0- 0		0- 2		2- 0												
5- 1	0- 0	0- 0		NEUTRAL		0- 0		0- 1		5- 0												
<hr/>																						
5- 12	0- 0	0- 0		CONFERENCE		1- 6		0- 2		4- 4												
3- 5	0- 0	0- 0		HOME		0- 3		0- 1		3- 1												
2- 6	0- 0	0- 0		AWAY		1- 2		0- 1		1- 3												
0- 1	0- 0	0- 0		NEUTRAL		0- 1		0- 0		0- 0												
<hr/>																						
RPI S	Opponent	Score	RPI S	Opponent	Score	RPI S	Opponent	Score	RPI S	Opponent	Score											
						62 H	Samford	0	3	105 N	James Madison	1	3									
						62 N	Samford	1	3	115 A	South Carolina	0	3									
						64 A	Furman	0	3	132 A	Ga. Southern	0	3									
						64 H	Furman	1	3	132 H	Ga. Southern	0	3									
						71 A	Col. of Charleston	0	3	150 A	Winthrop	2	3									
						71 H	Col. of Charleston	2	3	175 A	Elon	0	3									
						98 A	Appalachian St.	3	2	203 N	UNC Asheville	3	0									
						223 H	Western Caro.	2	3	232 N	UNC Wilmington	3	2									
						237 A	UNC Greensboro	0	3	253 N	Wright St.	3	0									
						265 N	Mercer	3	0	272 A	Wofford	1	3									
						272 H	Wofford	3	2	276 H	Coastal Caro.	3	0									
						279 H	Chattanooga	3	0	282 A	Citadel	3	0									
						282 H	Citadel	3	0	292 A	High Point	3	0									
						293 N	Gardner-Webb	3	0	302 H	Norfolk St.	3	0									
						318 A	N.C. Central	3	0	324 H	N.C. A&T	3	0									
									LAST 10 GAMES													
									62 N	Samford	1							3	282 H	Citadel	3	0
									272 A	Wofford	1							3	71 H	Col. of Charleston	2	3
									64 A	Furman	0							3	279 H	Chattanooga	3	0
									132 H	Ga. Southern	0							3	62 H	Samford	0	3
98 A	Appalachian St.	3	2	175 A	Elon	0	3															

Non-Div. I Games:

Davidson

Average RPI Win: 246		WON-LOST	WINNING	LAST 10	STRENGTH OF		OPP. STRENGTH	TEAM	ADJ	CONF.	ADJ CONF.				
Average RPI Loss: 138		RECORD	PCT. RANK	GAMES	SCHEDULE		OF SCHEDULE	RPI	RPI	RPI	RPI				
DIV. I ONLY		15- 16	.48387	164	5- 5		210	222	194	.45591	197	23	24		
DIV. I NON-CONF.		7- 9	.4375	202	0- 1		228	205	219	.43902	223	24	23		
<hr/>															
TOTALS		RPI 1-25		RPI 26-50		W-L RECORDS		RPI 51-100		RPI 101-150		RPI 150+			
15- 16		0- 0		0- 2		OVERALL		1- 3		0- 5		14- 6			
5- 3		0- 0		0- 0		HOME		1- 0		0- 1		4- 2			
5- 6		0- 0		0- 1		AWAY		0- 1		0- 2		5- 2			
5- 7		0- 0		0- 1		NEUTRAL		0- 2		0- 2		5- 2			
7- 9		0- 0		0- 2		NON-CONFERENCE		0- 2		0- 2		7- 3			
1- 0		0- 0		0- 0		HOME		0- 0		0- 0		1- 0			
2- 3		0- 0		0- 1		AWAY		0- 0		0- 1		2- 1			
4- 6		0- 0		0- 1		NEUTRAL		0- 2		0- 1		4- 2			
8- 7		0- 0		0- 0		CONFERENCE		1- 1		0- 3		7- 3			
4- 3		0- 0		0- 0		HOME		1- 0		0- 1		3- 2			
3- 3		0- 0		0- 0		AWAY		0- 1		0- 1		3- 1			
1- 1		0- 0		0- 0		NEUTRAL		0- 0		0- 1		1- 0			
RPI	S	Opponent	Score	RPI	S	Opponent	Score	RPI	S	Opponent	Score	RPI	S	Opponent	Score
33	N	Missouri	0 3	89	A	Lipscomb	0 3	105	A	James Madison	0 3	123	A	Belmont	1 3
45	A	Middle Tenn.	0 3	89	H	Lipscomb	3 2	123	H	Belmont	0 3	123	N	Belmont	2 3
				90	N	FIU	1 3	125	N	Georgetown	2 3	152	A	Fla. Gulf Coast	1 3
				98	N	Appalachian St.	1 3	180	A	Kennesaw St.	3 2	180	H	Kennesaw St.	0 3
								180	N	Kennesaw St.	3 2	181	N	Evansville	1 3
								203	N	UNC Asheville	3 0	216	H	North Florida	3 1
								235	A	Presbyterian	2 3	237	A	UNC Greensboro	3 1
								244	H	Jacksonville	1 3	257	N	Austin Peay	1 3
								265	H	Mercer	3 1	272	H	Wofford	3 2
								276	N	Coastal Caro.	3 2	279	A	Chattanooga	3 0
								285	A	S.C. Upstate	3 1	285	H	S.C. Upstate	3 0
								294	A	Stetson	3 1	298	N	Tennessee Tech	3 1
								324	N	N.C. A&T	3 0				
LAST 10 GAMES				LAST 10 GAMES				LAST 10 GAMES				LAST 10 GAMES			
123	N	Belmont	2 3	180	A	Kennesaw St.	3 2	294	A	Stetson	3 1	298	N	Tennessee Tech	3 1
180	N	Kennesaw St.	3 2	180	H	Kennesaw St.	0 3	298	N	Tennessee Tech	3 1	324	N	N.C. A&T	3 0
123	H	Belmont	0 3	265	H	Mercer	3 1	324	N	N.C. A&T	3 0				
89	H	Lipscomb	3 2	235	A	Presbyterian	2 3								
285	A	S.C. Upstate	3 1	152	A	Fla. Gulf Coast	1 3								

Non-Div. I Games:

East Tenn. St.

Average RPI Win:		175	WON-LOST RECORD		WINNING PCT. RANK		LAST 10 GAMES		STRENGTH OF SCHEDULE		OPP. STRENGTH OF SCHEDULE		TEAM RPI		ADJ RPI		CONF. RPI		ADJ CONF. RPI				
DIV. I ONLY			8- 19		.2963 272		2- 8		119		94		208		.45453 198		6		6				
DIV. I NON-CONF.			6- 5		.54545 150		0- 0		186		163		161		.48917 165		6		6				
TOTALS		RPI 1-25		RPI 26-50				W-L RECORDS		RPI 51-100				RPI 101-150				RPI 150+					
8- 19		0- 4		0- 1				OVERALL		1- 6				2- 5				5- 3					
3- 9		0- 2		0- 1				HOME		0- 3				1- 2				2- 1					
1- 10		0- 2		0- 0				AWAY		1- 3				0- 3				0- 2					
4- 0		0- 0		0- 0				NEUTRAL		0- 0				1- 0				3- 0					
6- 5		0- 0		0- 1				NON-CONFERENCE		0- 1				2- 1				4- 2					
2- 2		0- 0		0- 1				HOME		0- 0				1- 0				1- 1					
0- 3		0- 0		0- 0				AWAY		0- 1				0- 1				0- 1					
4- 0		0- 0		0- 0				NEUTRAL		0- 0				1- 0				3- 0					
2- 14		0- 4		0- 0				CONFERENCE		1- 5				0- 4				1- 1					
1- 7		0- 2		0- 0				HOME		0- 3				0- 2				1- 0					
1- 7		0- 2		0- 0				AWAY		1- 2				0- 2				0- 1					
0- 0		0- 0		0- 0				NEUTRAL		0- 0				0- 0				0- 0					
RPI	S	Opponent		Score		RPI	S	Opponent		Score		RPI	S	Opponent		Score		RPI	S	Opponent		Score	
16	A	Pepperdine		0 3		35	H	Washington		0 3		55	A	St. Mary's (CA)		0 3		103	H	Oregon St.		3 2	
16	H	Pepperdine		1 3								55	H	St. Mary's (CA)		0 3		120	A	Santa Clara		0 3	
25	A	San Diego		1 3								59	A	BYU		3 1		120	H	Santa Clara		1 3	
25	H	San Diego		1 3								59	H	BYU		1 3		129	A	Loyola Marymount		2 3	
												83	A	Wyoming		0 3		129	H	Loyola Marymount		1 3	
												88	A	San Francisco		0 3		143	A	Indiana		1 3	
												88	H	San Francisco		0 3		148	N	Niagara		3 0	
																		158	H	Boise St.		1 3	
																		174	N	South Dakota		3 1	
																		176	H	Portland St.		3 2	
																		209	A	Portland		2 3	
																		209	H	Portland		3 2	
																		255	N	DePaul		3 0	
																		275	N	Eastern Ill.		3 2	
																		283	A	Seattle		2 3	
						LAST 10 GAMES																	
								59 A BYU		3 1										129 A Loyola Marymount		2 3	
								88 A San Francisco		0 3										16 A Pepperdine		0 3	
								120 A Santa Clara		0 3										209 A Portland		2 3	
								55 H St. Mary's (CA)		0 3										59 H BYU		1 3	
								25 H San Diego		1 3										209 H Portland		3 2	

Non-Div. I Games:

Gonzaga

Average RPI Win: 226		WON-LOST	WINNING	LAST 10	STRENGTH OF		OPP. STRENGTH	TEAM	ADJ	CONF.	ADJ CONF.				
Average RPI Loss: 143		RECORD	PCT. RANK	GAMES	SCHEDULE		OF SCHEDULE	RPI	RPI	RPI	RPI				
DIV. I ONLY		13- 15	.46429	179	5- 5		227	192	204	.45267	199	21	23		
DIV. I NON-CONF.		4- 7	.36364	236	0- 0		235	94	241	.43566	225	19	19		

TOTALS		RPI 1-25		RPI 26-50		W-L RECORDS		RPI 51-100		RPI 101-150		RPI 150+			
13- 15		0- 0		0- 1		OVERALL		0- 0		0- 8		13- 6			
5- 5		0- 0		0- 0		HOME		0- 0		0- 2		5- 3			
5- 6		0- 0		0- 1		AWAY		0- 0		0- 2		5- 3			
3- 4		0- 0		0- 0		NEUTRAL		0- 0		0- 4		3- 0			
4- 7		0- 0		0- 1		NON-CONFERENCE		0- 0		0- 5		4- 1			
1- 1		0- 0		0- 0		HOME		0- 0		0- 1		1- 0			
0- 3		0- 0		0- 1		AWAY		0- 0		0- 1		0- 1			
3- 3		0- 0		0- 0		NEUTRAL		0- 0		0- 3		3- 0			
9- 8		0- 0		0- 0		CONFERENCE		0- 0		0- 3		9- 5			
4- 4		0- 0		0- 0		HOME		0- 0		0- 1		4- 3			
5- 3		0- 0		0- 0		AWAY		0- 0		0- 1		5- 2			
0- 1		0- 0		0- 0		NEUTRAL		0- 0		0- 1		0- 0			
RPI	S	Opponent	Score	RPI	S	Opponent	Score	RPI	S	Opponent	Score	RPI	S	Opponent	Score
				49	A	Arizona	0 3			102	H	Idaho	0	3	
										108	A	Northern Colo.	0	3	
										108	H	Northern Colo.	1	3	
										108	N	Northern Colo.	0	3	
										120	N	Santa Clara	0	3	
										124	N	Cal St. Northridge	2	3	
										136	N	Cal St. Fullerton	0	3	
										142	A	UNLV	1	3	
										156	N	Washington St.	3	2	
										158	H	Boise St.	3	2	
										159	A	Sacramento St.	0	3	
										159	H	Sacramento St.	2	3	
										176	A	Portland St.	0	3	
										176	H	Portland St.	1	3	
										190	A	Northern Ariz.	3	2	
										190	H	Northern Ariz.	2	3	
										192	A	Idaho St.	3	0	
										192	H	Idaho St.	3	2	
										208	A	Montana	3	2	
										208	H	Montana	3	2	
										218	N	Southern Utah	3	2	
										235	N	Presbyterian	3	1	
										283	A	Seattle	0	3	
										289	A	Weber St.	3	1	
										289	H	Weber St.	3	0	
										304	A	Montana St.	3	2	
										304	H	Montana St.	3	1	
LAST 10 GAMES															
				108	N	Northern Colo.	0 3	304	H	Montana St.	3 1	283	A	Seattle	0 3
				159	H	Sacramento St.	2 3	208	H	Montana	3 2	289	A	Weber St.	3 1
				176	H	Portland St.	1 3	289	A	Weber St.	3 1	289	H	Weber St.	3 0
				108	A	Northern Colo.	0 3	192	A	Idaho St.	3 0	304	A	Montana St.	3 2
				190	A	Northern Ariz.	3 2	176	A	Portland St.	0 3	304	H	Montana St.	3 1

Non-Div. I Games:

Eastern Wash.

Average RPI Win: 269		WON-LOST RECORD		WINNING PCT. RANK		LAST 10 GAMES		STRENGTH OF SCHEDULE		OPP. STRENGTH OF SCHEDULE		TEAM RPI		ADJ RPI		CONF. RPI		ADJ CONF. RPI	
DIV. I ONLY		12- 18		.4 215		3- 7		181		218		216		.45053 200		26		26	
DIV. I NON-CONF.		4- 11		.26667 268		0- 1		159		99		235		.43713 224		28		27	
TOTALS		RPI 1-25		RPI 26-50		W-L RECORDS		RPI 51-100		RPI 101-150		RPI 150+							
12- 18		0- 0		0- 0		OVERALL		0- 12		0- 3		12- 3							
7- 5		0- 0		0- 0		HOME		0- 4		0- 0		7- 1							
3- 9		0- 0		0- 0		AWAY		0- 6		0- 1		3- 2							
2- 4		0- 0		0- 0		NEUTRAL		0- 2		0- 2		2- 0							
4- 11		0- 0		0- 0		NON-CONFERENCE		0- 7		0- 3		4- 1							
2- 3		0- 0		0- 0		HOME		0- 2		0- 0		2- 1							
0- 4		0- 0		0- 0		AWAY		0- 3		0- 1		0- 0							
2- 4		0- 0		0- 0		NEUTRAL		0- 2		0- 2		2- 0							
8- 7		0- 0		0- 0		CONFERENCE		0- 5		0- 0		8- 2							
5- 2		0- 0		0- 0		HOME		0- 2		0- 0		5- 0							
3- 5		0- 0		0- 0		AWAY		0- 3		0- 0		3- 2							
0- 0		0- 0		0- 0		NEUTRAL		0- 0		0- 0		0- 0							
RPI	S	Opponent		Score		RPI	S	Opponent		Score		RPI	S	Opponent		Score			
								56	N	TCU	1 3			111	A	Syracuse	0 3		
								60	N	New Mexico St.	1 3			133	N	Duquesne	1 3		
								81	A	Northwestern	0 3			138	N	Utah	0 3		
								85	H	Albany (NY)	0 3			178	A	Lehigh	2 3		
								91	A	Yale	0 3			178	H	Lehigh	3 0		
								92	A	Army	2 3			204	N	Boston College	3 0		
								92	H	Army	2 3			213	H	Buffalo	2 3		
								94	A	American	1 3			213	H	Buffalo	3 1		
								94	A	American	1 3			266	H	Cornell	3 1		
								94	H	American	1 3			277	A	Holy Cross	1 3		
								96	H	Seton Hall	1 3			277	H	Holy Cross	3 1		
								99	A	Villanova	0 3			288	A	Bucknell	3 0		
														288	H	Bucknell	3 1		
														290	N	Loyola Maryland	3 0		
														303	A	Lafayette	3 0		
														303	H	Lafayette	3 0		
														309	A	Navy	3 1		
														309	H	Navy	3 0		
						LAST 10 GAMES													
						94	A	American	1 3	288	A	Bucknell	3 0						
						277	A	Holy Cross	1 3	309	H	Navy	3 0						
						92	A	Army	2 3	94	H	American	1 3						
						178	A	Lehigh	2 3	85	H	Albany (NY)	0 3						
						303	A	Lafayette	3 0	92	H	Army	2 3						

Non-Div. I Games:

Colgate

Average RPI Win:		247	WON-LOST RECORD		WINNING PCT. RANK		LAST 10 GAMES		STRENGTH OF SCHEDULE		OPP. STRENGTH OF SCHEDULE		TEAM RPI		ADJ RPI		CONF. RPI		ADJ CONF. RPI		
DIV. I ONLY			12- 19		.3871 224		5- 5		155		200		206		.44762 201		20		20		
DIV. I NON-CONF.			4- 10		.28571 264		0- 0		143		211		234		.43235 231		18		18		
TOTALS		RPI 1-25		RPI 26-50		W-L RECORDS		RPI 51-100		RPI 101-150		RPI 150+									
12- 19		0- 1		0- 2		OVERALL		0- 5		1- 5		11- 6									
8- 3		0- 0		0- 0		HOME		0- 2		1- 1		7- 0									
2- 10		0- 1		0- 1		AWAY		0- 2		0- 2		2- 4									
2- 6		0- 0		0- 1		NEUTRAL		0- 1		0- 2		2- 2									
4- 10		0- 1		0- 2		NON-CONFERENCE		0- 1		0- 3		4- 3									
2- 1		0- 0		0- 0		HOME		0- 0		0- 1		2- 0									
0- 4		0- 1		0- 1		AWAY		0- 0		0- 1		0- 1									
2- 5		0- 0		0- 1		NEUTRAL		0- 1		0- 1		2- 2									
8- 9		0- 0		0- 0		CONFERENCE		0- 4		1- 2		7- 3									
6- 2		0- 0		0- 0		HOME		0- 2		1- 0		5- 0									
2- 6		0- 0		0- 0		AWAY		0- 2		0- 1		2- 3									
0- 1		0- 0		0- 0		NEUTRAL		0- 0		0- 1		0- 0									
RPI	S	Opponent		Score		RPI	S	Opponent		Score		RPI	S	Opponent		Score					
24	A	Tulsa		0 3		29	A	California		0 3		72	A	Texas St.		1 3					
						42	N	North Dakota St.		0 3		72	H	Texas St.		0 3					
												78	A	UTSA		1 3					
												78	H	UTSA		0 3					
												95	N	UC Davis		0 3					
												110	A	UTEP		0 3					
												113	H	Texas Tech		0 3					
												125	N	Georgetown		1 3					
												137	A	Sam Houston St.		0 3					
												137	H	Sam Houston St.		3 1					
												137	N	Sam Houston St.		2 3					
												162	A	North Texas		0 3					
												163	A	Stephen F. Austin		0 3					
												163	H	Stephen F. Austin		3 1					
												176	N	Portland St.		0 3					
												186	A	Central Ark.		1 3					
												221	A	A&M-Corpus Christi		3 2					
												221	H	A&M-Corpus Christi		3 0					
												227	H	La.-Lafayette		3 0					
												233	A	Nicholls St.		2 3					
												241	H	Lamar		3 0					
												242	H	Northwestern St.		3 2					
												263	N	Nevada		1 3					
												264	H	McNeese St.		3 2					
												297	H	Prairie View		3 0					
												311	A	Southeastern La.		3 1					
												315	N	Southern U.		3 0					
												320	N	Ark.-Pine Bluff		3 0					
LAST 10 GAMES																					
137 N Sam Houston St.						2 3		163 H Stephen F. Austin						3 1							
78 A UTSA						1 3		137 H Sam Houston St.						3 1							
221 A A&M-Corpus Christi						3 2		242 H Northwestern St.						3 2							
233 A Nicholls St.						2 3		72 A Texas St.						1 3							
311 A Southeastern La.						3 1		163 A Stephen F. Austin						0 3							

Non-Div. I Games:

Texas-Arlington

Average RPI Win:	257	WON-LOST	WINNING	LAST 10	STRENGTH OF	OPP. STRENGTH	TEAM	ADJ	CONF.	ADJ CONF.	
Average RPI Loss:	176	RECORD	PCT. RANK	GAMES	SCHEDULE	OF SCHEDULE	RPI	RPI	RPI	RPI	
DIV. I ONLY	19- 14	.57576	120	5- 5	265	258	191	.44677	202	27	27
DIV. I NON-CONF.	5- 5	.5	164	0- 0	241	218	208	.4522	207	25	25
<hr/>											
TOTALS	RPI 1-25	RPI 26-50		W-L RECORDS		RPI 51-100		RPI 101-150		RPI 150+	
19- 14	0- 0	0- 0		OVERALL		0- 4		1- 2		18- 8	
8- 5	0- 0	0- 0		HOME		0- 2		0- 1		8- 2	
6- 8	0- 0	0- 0		AWAY		0- 2		1- 0		5- 6	
5- 1	0- 0	0- 0		NEUTRAL		0- 0		0- 1		5- 0	
<hr/>											
5- 5	0- 0	0- 0		NON-CONFERENCE		0- 1		1- 2		4- 2	
0- 3	0- 0	0- 0		HOME		0- 1		0- 1		0- 1	
2- 1	0- 0	0- 0		AWAY		0- 0		1- 0		1- 1	
3- 1	0- 0	0- 0		NEUTRAL		0- 0		0- 1		3- 0	
<hr/>											
14- 9	0- 0	0- 0		CONFERENCE		0- 3		0- 0		14- 6	
8- 2	0- 0	0- 0		HOME		0- 1		0- 0		8- 1	
4- 7	0- 0	0- 0		AWAY		0- 2		0- 0		4- 5	
2- 0	0- 0	0- 0		NEUTRAL		0- 0		0- 0		2- 0	
<hr/>											
RPI S	Opponent	Score	RPI S	Opponent	Score	RPI S	Opponent	Score	RPI S	Opponent	Score
						84 H	UAB	1 3	109 H	Illinois St.	0 3
						86 A	Morehead St.	0 3	123 N	Belmont	2 3
						86 A	Morehead St.	0 3	131 A	Mississippi St.	3 1
						86 H	Morehead St.	1 3	163 H	Stephen F. Austin	1 3
									182 A	Tennessee St.	1 3
									182 H	Tennessee St.	3 2
									182 N	Tennessee St.	3 1
									212 A	UMKC	0 3
									226 N	Southern Ill.	3 2
									251 A	Eastern Ky.	1 3
									251 H	Eastern Ky.	3 0
									257 A	Austin Peay	3 1
									257 H	Austin Peay	2 3
									259 A	Southeast Mo. St.	1 3
									259 H	Southeast Mo. St.	3 1
									261 A	Jacksonville St.	3 1
			261 H	Jacksonville St.	3 2						
			261 N	Jacksonville St.	3 2						
			275 A	Eastern Ill.	1 3						
			275 H	Eastern Ill.	3 0						
			278 A	SIU Edwardsville	3 1						
			278 H	SIU Edwardsville	3 1						
			281 A	Alabama A&M	3 1						
			286 A	Murray St.	2 3						
			286 H	Murray St.	3 1						
			298 A	Tennessee Tech	3 1						
			298 H	Tennessee Tech	3 1						
<hr/>											
LAST 10 GAMES											
			86 A	Morehead St.	0 3	182 H	Tennessee St.	3 2	281 A	Alabama A&M	3 1
			182 N	Tennessee St.	3 1	257 H	Austin Peay	2 3	286 A	Murray St.	2 3
			261 N	Jacksonville St.	3 2	259 A	Southeast Mo. St.	1 3	286 H	Murray St.	3 1
			275 A	Eastern Ill.	1 3	286 A	Murray St.	2 3	298 A	Tennessee Tech	3 1
			278 A	SIU Edwardsville	3 1	251 H	Eastern Ky.	3 0	298 H	Tennessee Tech	3 1

Non-Div. I Games:

UT Martin

UT Martin

Average RPI Win: 259		WON-LOST	WINNING	LAST 10	STRENGTH OF		OPP. STRENGTH	TEAM	ADJ		CONF.	ADJ CONF.
Average RPI Loss: 169		RECORD	PCT. RANK	GAMES	SCHEDULE		OF SCHEDULE	RPI	RPI		RPI	RPI
DIV. I ONLY		15- 14	.51724	147	244		261	201	.44671		203	28
DIV. I NON-CONF.		6- 6	.5	164	222		209	196	.45812		200	27
TOTALS		RPI 1-25	RPI 26-50		W-L RECORDS		RPI 51-100		RPI 101-150		RPI 150+	
15- 14	0- 0	0- 0		OVERALL		0- 2		0- 6		15- 6		
5- 3	0- 0	0- 0		HOME		0- 0		0- 2		5- 1		
5- 7	0- 0	0- 0		AWAY		0- 1		0- 3		5- 3		
5- 4	0- 0	0- 0		NEUTRAL		0- 1		0- 1		5- 2		
6- 6	0- 0	0- 0		NON-CONFERENCE		0- 2		0- 1		6- 3		
1- 0	0- 0	0- 0		HOME		0- 0		0- 0		1- 0		
2- 3	0- 0	0- 0		AWAY		0- 1		0- 1		2- 1		
3- 3	0- 0	0- 0		NEUTRAL		0- 1		0- 0		3- 2		
9- 8	0- 0	0- 0		CONFERENCE		0- 0		0- 5		9- 3		
4- 3	0- 0	0- 0		HOME		0- 0		0- 2		4- 1		
3- 4	0- 0	0- 0		AWAY		0- 0		0- 2		3- 2		
2- 1	0- 0	0- 0		NEUTRAL		0- 0		0- 1		2- 0		
RPI S	Opponent	Score	RPI S	Opponent	Score	RPI S	Opponent	Score	RPI S	Opponent	Score	
						62 A	Samford	0 3	115 A	South Carolina	0 3	
						84 N	UAB	0 3	145 A	Liberty	0 3	
									145 H	Liberty	2 3	
									145 N	Liberty	0 3	
									150 A	Winthrop	1 3	
									150 H	Winthrop	1 3	
									169 N	Troy	3 2	
									175 N	Elon	3 0	
									196 N	Davidson	0 3	
									197 N	East Tenn. St.	0 3	
									223 A	Western Caro.	1 3	
									223 H	Western Caro.	3 0	
									224 A	Radford	3 1	
									224 H	Radford	2 3	
									235 A	Presbyterian	1 3	
									235 H	Presbyterian	3 1	
									250 H	Campbell	3 1	
									250 N	Campbell	3 0	
									276 A	Coastal Caro.	3 1	
									279 A	Chattanooga	3 1	
									292 H	High Point	3 0	
									293 A	Gardner-Webb	0 3	
									293 H	Gardner-Webb	3 2	
									293 N	Gardner-Webb	3 2	
									298 N	Tennessee Tech	3 0	
									307 A	Charleston So.	3 0	
									318 A	N.C. Central	3 0	
			LAST 10 GAMES									
			145 N	Liberty	0 3	150 A	Winthrop	1 3	293 H	Gardner-Webb	3 2	
			250 N	Campbell	3 0	292 H	High Point	3 0	293 N	Gardner-Webb	3 2	
			145 H	Liberty	2 3	250 H	Campbell	3 1	298 N	Tennessee Tech	3 0	
			224 H	Radford	2 3	307 A	Charleston So.	3 0	307 A	Charleston So.	3 0	
			235 A	Presbyterian	1 3	276 A	Coastal Caro.	3 1	318 A	N.C. Central	3 0	

Non-Div. I Games:

UNC Asheville

Average RPI Win:	165	WON-LOST	WINNING	LAST 10		STRENGTH OF	OPP. STRENGTH	TEAM	ADJ	CONF.	ADJ CONF.		
Average RPI Loss:	85	RECORD	PCT. RANK	GAMES		SCHEDULE	OF SCHEDULE	RPI	RPI	RPI	RPI		
DIV. I ONLY		7- 24	.22581	292	0- 10	99	59	221	.44665	204	5	5	
DIV. I NON-CONF.		4- 7	.36364	236	0- 0	82	97	173	.48865	167	5	5	
<hr/>													
TOTALS	RPI 1-25	RPI 26-50			W-L RECORDS		RPI 51-100		RPI 101-150		RPI 150+		
7- 24	0- 3	0- 4			OVERALL		1- 9		1- 3		5- 5		
2- 9	0- 2	0- 2			HOME		1- 2		0- 1		1- 2		
2- 11	0- 1	0- 2			AWAY		0- 5		0- 1		2- 2		
3- 4	0- 0	0- 0			NEUTRAL		0- 2		1- 1		2- 1		
<hr/>													
4- 7	0- 1	0- 0			NON-CONFERENCE		0- 4		1- 1		3- 1		
0- 0	0- 0	0- 0			HOME		0- 0		0- 0		0- 0		
1- 3	0- 1	0- 0			AWAY		0- 2		0- 0		1- 0		
3- 4	0- 0	0- 0			NEUTRAL		0- 2		1- 1		2- 1		
<hr/>													
3- 17	0- 2	0- 4			CONFERENCE		1- 5		0- 2		2- 4		
2- 9	0- 2	0- 2			HOME		1- 2		0- 1		1- 2		
1- 8	0- 0	0- 2			AWAY		0- 3		0- 1		1- 2		
0- 0	0- 0	0- 0			NEUTRAL		0- 0		0- 0		0- 0		
<hr/>													
RPI S	Opponent	Score	RPI S	Opponent	Score	RPI S	Opponent	Score	RPI S	Opponent	Score		
10 H	Florida St.	0 <div>3</div>	31 A	North Carolina	0 <div>3</div>	54 A	Clemson	1 <div>3</div>	112 A	North Carolina St.	1 <div>3</div>		
20 A	Florida	0 <div>3</div>	31 H	North Carolina	0 <div>3</div>	54 H	Clemson	1 <div>3</div>	112 H	North Carolina St.	0 <div>3</div>		
22 H	Miami (FL)	1 <div>3</div>	43 A	Duke	0 <div>3</div>	56 N	TCU	0 <div>3</div>	117 N	Auburn	0 <div>3</div>		
			43 H	Duke	1 <div>3</div>	58 N	Wisconsin	0 <div>3</div>	138 N	Utah	3 1		
						65 A	Virginia Tech	0 <div>3</div>	164 A	Maryland	0 <div>3</div>		
						65 H	Virginia Tech	3 0	164 H	Maryland	0 <div>3</div>		
						77 A	Georgia Tech	0 <div>3</div>	165 N	Columbia	3 2		
						77 H	Georgia Tech	1 <div>3</div>	171 A	Wake Forest	3 0		
						91 A	Yale	1 <div>3</div>	171 H	Wake Forest	1 <div>3</div>		
						96 A	Seton Hall	2 <div>3</div>	172 A	Virginia	0 <div>3</div>		
									172 H	Virginia	3 1		
									200 N	Colgate	0 <div>3</div>		
									207 A	Rhode Island	3 0		
									239 N	NJIT	3 0		
<hr/>													
LAST 10 GAMES													
			164 A	Maryland	0 <div>3</div>	54 H	Clemson	1 <div>3</div>					
			43 H	Duke	1 <div>3</div>	77 H	Georgia Tech	1 <div>3</div>					
			171 H	Wake Forest	1 <div>3</div>	112 A	North Carolina St.	1 <div>3</div>					
			65 A	Virginia Tech	0 <div>3</div>	31 A	North Carolina	0 <div>3</div>					
			172 A	Virginia	0 <div>3</div>	10 H	Florida St.	0 <div>3</div>					

Non-Div. I Games:

Boston College

Average RPI Win: 273		WON-LOST	WINNING	LAST 10	STRENGTH OF		OPP. STRENGTH	TEAM	ADJ	CONF.	ADJ CONF.
Average RPI Loss: 156		RECORD	PCT. RANK	GAMES	SCHEDULE		OF SCHEDULE	RPI	RPI	RPI	RPI
DIV. I ONLY		16- 12	.57143	124	273		274	197	.44621	205	25
DIV. I NON-CONF.		10- 5	.66667	81	279		286	182	.47448	184	26
TOTALS		RPI 1-25	RPI 26-50		W-L RECORDS		RPI 51-100		RPI 101-150		RPI 150+
16- 12	0- 0	0- 2		OVERALL		0- 3		0- 1		16- 6	
7- 4	0- 0	0- 0		HOME		0- 1		0- 1		7- 2	
4- 7	0- 0	0- 1		AWAY		0- 2		0- 0		4- 4	
5- 1	0- 0	0- 1		NEUTRAL		0- 0		0- 0		5- 0	
10- 5	0- 0	0- 2		NON-CONFERENCE		0- 0		0- 1		10- 2	
3- 2	0- 0	0- 0		HOME		0- 0		0- 1		3- 1	
2- 2	0- 0	0- 1		AWAY		0- 0		0- 0		2- 1	
5- 1	0- 0	0- 1		NEUTRAL		0- 0		0- 0		5- 0	
6- 7	0- 0	0- 0		CONFERENCE		0- 3		0- 0		6- 4	
4- 2	0- 0	0- 0		HOME		0- 1		0- 0		4- 1	
2- 5	0- 0	0- 0		AWAY		0- 2		0- 0		2- 3	
0- 0	0- 0	0- 0		NEUTRAL		0- 0		0- 0		0- 0	
RPI S	Opponent	Score	RPI S	Opponent	Score	RPI S	Opponent	Score	RPI S	Opponent	Score
			35 N	Washington	0 3	85 A	Albany (NY)	0 3	122 H	Towson	0 3
			41 A	Long Beach St.	0 3	85 A	Albany (NY)	0 3	187 A	UC Riverside	3 1
						85 H	Albany (NY)	2 3	207 N	Rhode Island	3 1
									210 A	Penn	1 3
									225 A	Stony Brook	2 3
									225 H	Stony Brook	2 3
									238 A	New Hampshire	1 3
									238 H	New Hampshire	3 0
									240 N	William & Mary	3 0
									247 H	Fairleigh Dickinson	2 3
									249 A	Binghamton	3 1
									249 H	Binghamton	3 0
									270 A	Hartford	2 3
									270 H	Hartford	3 1
									290 N	Loyola Maryland	3 0
									295 A	Morgan St.	3 0
									297 N	Prairie View	3 0
									300 H	Youngstown St.	3 1
									302 H	Norfolk St.	3 0
									305 A	Providence	3 2
									305 H	Providence	3 0
									309 H	Navy	3 0
									321 N	Coppin St.	3 0
LAST 10 GAMES											
			85 A	Albany (NY)	0 3	85 A	Albany (NY)	0 3			
			305 A	Providence	3 2	225 A	Stony Brook	2 3			
			270 H	Hartford	3 1	305 H	Providence	3 0			
			238 H	New Hampshire	3 0	238 A	New Hampshire	1 3			
			249 A	Binghamton	3 1	270 A	Hartford	2 3			

Non-Div. I Games:

UMBC

Average RPI Win:	233	WON-LOST	WINNING	LAST 10	STRENGTH OF	OPP. STRENGTH	TEAM	ADJ	CONF.	ADJ CONF.	
Average RPI Loss:	112	RECORD	PCT. RANK	GAMES	SCHEDULE	OF SCHEDULE	RPI	RPI	RPI	RPI	
DIV. I ONLY	14- 17	.45161	185	4- 6	236	152	209	.44539	206	10	10
DIV. I NON-CONF.	8- 4	.66667	81	0- 1	323	307	239	.42935	236	9	9
<hr/>											
TOTALS	RPI 1-25	RPI 26-50		W-L RECORDS		RPI 51-100		RPI 101-150		RPI 150+	
14- 17	0- 2	0- 5		OVERALL		0- 2		1- 3		13- 5	
8- 9	0- 1	0- 2		HOME		0- 1		1- 2		7- 3	
4- 7	0- 1	0- 2		AWAY		0- 1		0- 1		4- 2	
2- 1	0- 0	0- 1		NEUTRAL		0- 0		0- 0		2- 0	
<hr/>											
8- 4	0- 0	0- 0		NON-CONFERENCE		0- 0		0- 2		8- 2	
4- 4	0- 0	0- 0		HOME		0- 0		0- 2		4- 2	
2- 0	0- 0	0- 0		AWAY		0- 0		0- 0		2- 0	
2- 0	0- 0	0- 0		NEUTRAL		0- 0		0- 0		2- 0	
<hr/>											
6- 13	0- 2	0- 5		CONFERENCE		0- 2		1- 1		5- 3	
4- 5	0- 1	0- 2		HOME		0- 1		1- 0		3- 1	
2- 7	0- 1	0- 2		AWAY		0- 1		0- 1		2- 2	
0- 1	0- 0	0- 1		NEUTRAL		0- 0		0- 0		0- 0	
<hr/>											
RPI S	Opponent	Score	RPI S	Opponent	Score	RPI S	Opponent	Score	RPI S	Opponent	Score
5 A	UNI	0 3	39 A	Wichita St.	0 3	69 A	Creighton	0 3	109 A	Illinois St.	1 3
5 H	UNI	0 3	39 H	Wichita St.	0 3	69 H	Creighton	0 3	109 H	Illinois St.	3 0
			39 N	Wichita St.	0 3				130 H	IUPUI	0 3
			44 A	Missouri St.	0 3				140 H	Miami (OH)	2 3
			44 H	Missouri St.	0 3				166 N	Fairfield	3 1
									181 A	Evansville	3 0
									181 H	Evansville	3 1
									185 N	Connecticut	3 0
									193 A	Drake	1 3
									193 H	Drake	3 1
									219 A	Bradley	1 3
									219 H	Bradley	3 2
									226 A	Southern Ill.	3 1
									226 H	Southern Ill.	1 3
									238 A	New Hampshire	3 0
									254 H	Western Ill.	0 3
									275 H	Eastern Ill.	3 0
									278 H	SIU Edwardsville	1 3
									317 A	Chicago St.	3 0
									317 H	Chicago St.	3 0
									321 H	Coppin St.	3 0
									327 H	Savannah St.	3 0
<hr/>											
			LAST 10 GAMES								
			39 N	Wichita St.	0 3	226 A	Southern Ill.	3 1			
			39 H	Wichita St.	0 3	181 A	Evansville	3 0			
			44 H	Missouri St.	0 3	193 H	Drake	3 1			
			109 H	Illinois St.	3 0	69 H	Creighton	0 3			
			130 H	IUPUI	0 3	5 A	UNI	0 3			

Non-Div. I Games:

Indiana St.

Average RPI Win: 225		WON-LOST	WINNING	LAST 10	STRENGTH OF		OPP. STRENGTH	TEAM	ADJ	CONF.	ADJ CONF.
Average RPI Loss: 147		RECORD	PCT. RANK	GAMES	SCHEDULE		OF SCHEDULE	RPI	RPI	RPI	RPI
DIV. I ONLY		15- 15	.5	152	4- 6		248	202	198	.44452	207
DIV. I NON-CONF.		8- 6	.57143	138	0- 0		275	243	200	.45135	208
TOTALS		RPI 1-25	RPI 26-50		W-L RECORDS		RPI 51-100		RPI 101-150		RPI 150+
15- 15	0- 0	0- 1		OVERALL		1- 4		2- 3		12- 7	
7- 6	0- 0	0- 1		HOME		1- 2		2- 0		4- 3	
3- 7	0- 0	0- 0		AWAY		0- 1		0- 3		3- 3	
5- 2	0- 0	0- 0		NEUTRAL		0- 1		0- 0		5- 1	
8- 6	0- 0	0- 0		NON-CONFERENCE		0- 1		0- 1		8- 4	
2- 3	0- 0	0- 0		HOME		0- 1		0- 0		2- 2	
1- 2	0- 0	0- 0		AWAY		0- 0		0- 1		1- 1	
5- 1	0- 0	0- 0		NEUTRAL		0- 0		0- 0		5- 1	
7- 9	0- 0	0- 1		CONFERENCE		1- 3		2- 2		4- 3	
5- 3	0- 0	0- 1		HOME		1- 1		2- 0		2- 1	
2- 5	0- 0	0- 0		AWAY		0- 1		0- 2		2- 2	
0- 1	0- 0	0- 0		NEUTRAL		0- 1		0- 0		0- 0	
RPI S	Opponent	Score	RPI S	Opponent	Score	RPI S	Opponent	Score	RPI S	Opponent	Score
			36 H Dayton	0	3	58 H Wisconsin	0	3	116 A George Washington	2	3
						70 A Xavier	0	3	116 H George Washington	3	1
						70 H Xavier	3	1	126 A Pittsburgh	1	3
						82 H Saint Louis	2	3	133 A Duquesne	0	3
						82 N Saint Louis	2	3	133 H Duquesne	3	0
									157 A Charlotte	3	1
									157 H Charlotte	2	3
									165 H Columbia	2	3
									204 H Boston College	0	3
									205 N UMBC	1	3
									210 A Penn	0	3
									214 N Kent St.	3	2
									225 A Stony Brook	3	2
									240 N William & Mary	3	1
									246 A Temple	0	3
									246 H Temple	3	1
									251 N Eastern Ky.	3	2
									268 H Brown	3	1
									269 N Iona	3	1
									273 A Fordham	3	1
									296 N Saint Francis (PA)	3	0
									305 H Providence	3	0
									308 A La Salle	2	3
									308 H La Salle	3	0
LAST 10 GAMES											
			82 N Saint Louis	2	3	70 A Xavier	0	3			
			157 H Charlotte	2	3	133 A Duquesne	0	3			
			116 H George Washington	3	1	70 H Xavier	3	1			
			246 H Temple	3	1	36 H Dayton	0	3			
			308 H La Salle	3	0	116 A George Washington	2	3			

Non-Div. I Games:

Rhode Island

Average RPI Win: 227		WON-LOST RECORD	WINNING PCT. RANK		LAST 10 GAMES	STRENGTH OF SCHEDULE	OPP. STRENGTH OF SCHEDULE	TEAM RPI	ADJ RPI	CONF. RPI	ADJ CONF. RPI	
Average RPI Loss: 152												
DIV. I ONLY		11- 13	.45833	184	6- 4	206	209	200	.44392	208	21	23
DIV. I NON-CONF.		3- 5	.375	230	0- 0	163	141	202	.46148	197	19	19
<hr/>												
TOTALS		RPI 1-25		RPI 26-50		W-L RECORDS		RPI 51-100		RPI 101-150		RPI 150+
11- 13		0- 0		0- 0		OVERALL		0- 1		1- 4		10- 8
6- 5		0- 0		0- 0		HOME		0- 0		1- 2		5- 3
2- 7		0- 0		0- 0		AWAY		0- 1		0- 1		2- 5
3- 1		0- 0		0- 0		NEUTRAL		0- 0		0- 1		3- 0
3- 5		0- 0		0- 0		NON-CONFERENCE		0- 1		0- 3		3- 1
0- 3		0- 0		0- 0		HOME		0- 0		0- 2		0- 1
0- 1		0- 0		0- 0		AWAY		0- 1		0- 0		0- 0
3- 1		0- 0		0- 0		NEUTRAL		0- 0		0- 1		3- 0
8- 8		0- 0		0- 0		CONFERENCE		0- 0		1- 1		7- 7
6- 2		0- 0		0- 0		HOME		0- 0		1- 0		5- 2
2- 6		0- 0		0- 0		AWAY		0- 0		0- 1		2- 5
0- 0		0- 0		0- 0		NEUTRAL		0- 0		0- 0		0- 0
RPI	S	Opponent	Score	RPI	S	Opponent	Score	RPI	S	Opponent	Score	

Non-Div. I Games:

Montana

Average RPI Win:		168	WON-LOST RECORD		WINNING PCT. RANK		LAST 10 GAMES		STRENGTH OF SCHEDULE		OPP. STRENGTH OF SCHEDULE		TEAM RPI		ADJ RPI		CONF. RPI		ADJ CONF. RPI				
Average RPI Loss:		97																					
DIV. I ONLY			8- 21		.27586 279		1- 9		128		84		219		.44291 209		6		6				
DIV. I NON-CONF.			6- 7		.46154 187		0- 0		192		118		187		.46371 193		6		6				
TOTALS		RPI 1-25		RPI 26-50		W-L RECORDS		RPI 51-100		RPI 101-150		RPI 150+											
8- 21		0- 5		0- 0		OVERALL		2- 7		1- 4		5- 5											
6- 9		0- 3		0- 0		HOME		1- 2		1- 2		4- 2											
1- 9		0- 2		0- 0		AWAY		1- 4		0- 2		0- 1											
1- 3		0- 0		0- 0		NEUTRAL		0- 1		0- 0		1- 2											
6- 7		0- 1		0- 0		NON-CONFERENCE		1- 2		1- 0		4- 4											
4- 3		0- 1		0- 0		HOME		0- 0		1- 0		3- 2											
1- 1		0- 0		0- 0		AWAY		1- 1		0- 0		0- 0											
1- 3		0- 0		0- 0		NEUTRAL		0- 1		0- 0		1- 2											
2- 14		0- 4		0- 0		CONFERENCE		1- 5		0- 4		1- 1											
2- 6		0- 2		0- 0		HOME		1- 2		0- 2		1- 0											
0- 8		0- 2		0- 0		AWAY		0- 3		0- 2		0- 1											
0- 0		0- 0		0- 0		NEUTRAL		0- 0		0- 0		0- 0											
RPI	S	Opponent		Score		RPI	S	Opponent		Score		RPI	S	Opponent		Score							
16	A	Pepperdine		0 3								102	H	Idaho		3 1							
16	H	Pepperdine		2 3								120	A	Santa Clara		0 3							
17	H	Texas A&M		1 3								120	H	Santa Clara		1 3							
25	A	San Diego		0 3								129	A	Loyola Marymount		0 3							
25	H	San Diego		0 3								129	H	Loyola Marymount		2 3							
												156	H	Washington St.		2 3							
												161	N	UC Irvine		0 3							
												167	N	Valparaiso		0 3							
												176	H	Portland St.		3 1							
												177	H	Butler		3 1							
												198	A	Gonzaga		2 3							
												198	H	Gonzaga		3 2							
												263	H	Nevada		2 3							
												263	N	Nevada		3 2							
												283	H	Seattle		3 0							
LAST 10 GAMES																							
59 A BYU						0 3						16 A Pepperdine						0 3					
120 A Santa Clara						0 3						129 A Loyola Marymount						0 3					
88 A San Francisco						1 3						198 H Gonzaga						3 2					
25 H San Diego						0 3						59 H BYU						1 3					
55 H St. Mary's (CA)						2 3						198 A Gonzaga						2 3					

Non-Div. I Games:

Portland

Average RPI Win:	225	WON-LOST	WINNING	LAST 10	STRENGTH OF	OPP. STRENGTH	TEAM	ADJ	CONF.	ADJ CONF.	
Average RPI Loss:	146	RECORD	PCT. RANK	GAMES	SCHEDULE	OF SCHEDULE	RPI	RPI	RPI	RPI	
DIV. I ONLY	10- 14	.41667	205	4- 6	202	185	214	.44257	210	19	19
DIV. I NON-CONF.	4- 6	.4	222	0- 0	254	131	238	.43078	233	21	20
<hr/>											
TOTALS	RPI 1-25	RPI 26-50		W-L RECORDS		RPI 51-100		RPI 101-150		RPI 150+	
10- 14	0- 0	0- 1		OVERALL		0- 4		0- 2		10- 7	
6- 7	0- 0	0- 0		HOME		0- 3		0- 0		6- 4	
4- 5	0- 0	0- 0		AWAY		0- 1		0- 1		4- 3	
0- 2	0- 0	0- 1		NEUTRAL		0- 0		0- 1		0- 0	
<hr/>											
4- 6	0- 0	0- 1		NON-CONFERENCE		0- 2		0- 2		4- 1	
3- 3	0- 0	0- 0		HOME		0- 2		0- 0		3- 1	
1- 1	0- 0	0- 0		AWAY		0- 0		0- 1		1- 0	
0- 2	0- 0	0- 1		NEUTRAL		0- 0		0- 1		0- 0	
<hr/>											
6- 8	0- 0	0- 0		CONFERENCE		0- 2		0- 0		6- 6	
3- 4	0- 0	0- 0		HOME		0- 1		0- 0		3- 3	
3- 4	0- 0	0- 0		AWAY		0- 1		0- 0		3- 3	
0- 0	0- 0	0- 0		NEUTRAL		0- 0		0- 0		0- 0	
<hr/>											
RPI	S	Opponent	Score	RPI	S	Opponent	Score	RPI	S	Opponent	Score
				48	N	Ohio St.	1 3	79	H	Delaware	0 3
								91	A	Yale	0 3
								91	H	Yale	0 3
								99	H	Villanova	1 3
										127	A Toledo
										149	N Alabama
										155	A Princeton
										155	H Princeton
										160	A Dartmouth
										160	H Dartmouth
										165	A Columbia
										165	H Columbia
										189	A Harvard
										189	H Harvard
										205	H UMBC
										207	H Rhode Island
										240	H William & Mary
										246	H Temple
										266	A Cornell
										266	H Cornell
										268	A Brown
										268	H Brown
										308	A La Salle
				LAST 10 GAMES							
				266	H	Cornell	3 0	189	A	Harvard	1 3
				165	H	Columbia	3 2	155	H	Princeton	0 3
				268	A	Brown	3 1	91	H	Yale	0 3
				91	A	Yale	0 3	268	H	Brown	2 3
				160	A	Dartmouth	3 2	165	A	Columbia	2 3

Non-Div. I Games:

Penn

Average RPI Win: 205		WON-LOST	WINNING	LAST 10	STRENGTH OF		OPP. STRENGTH	TEAM	ADJ		CONF.	ADJ CONF.
Average RPI Loss: 105		RECORD	PCT. RANK	GAMES	SCHEDULE		OF SCHEDULE	RPI	RPI		RPI	RPI
DIV. I ONLY		9- 22	.29032	273	1- 9		142	118	226		.44175	211
DIV. I NON-CONF.		5- 6	.45455	193	0- 0		153	149	176		.47834	180
TOTALS		RPI 1-25	RPI 26-50		W-L RECORDS		RPI 51-100		RPI 101-150		RPI 150+	
9- 22		0- 2	0- 2		OVERALL		2- 9		0- 4		7- 5	
4- 11		0- 2	0- 0		HOME		1- 3		0- 3		3- 3	
3- 10		0- 0	0- 1		AWAY		1- 6		0- 1		2- 2	
2- 1		0- 0	0- 1		NEUTRAL		0- 0		0- 0		2- 0	
5- 6		0- 0	0- 2		NON-CONFERENCE		1- 1		0- 1		4- 2	
2- 3		0- 0	0- 0		HOME		1- 0		0- 1		1- 2	
1- 2		0- 0	0- 1		AWAY		0- 1		0- 0		1- 0	
2- 1		0- 0	0- 1		NEUTRAL		0- 0		0- 0		2- 0	
4- 16		0- 2	0- 0		CONFERENCE		1- 8		0- 3		3- 3	
2- 8		0- 2	0- 0		HOME		0- 3		0- 2		2- 1	
2- 8		0- 0	0- 0		AWAY		1- 5		0- 1		1- 2	
0- 0		0- 0	0- 0		NEUTRAL		0- 0		0- 0		0- 0	
RPI S	Opponent	Score	RPI S	Opponent	Score	RPI S	Opponent	Score	RPI S	Opponent	Score	
24 H	Tulsa	0 3	33 A	Missouri	0 3	61 A	Houston	1 3	110 H	UTEP	2 3	
24 H	Tulsa	0 3	42 N	North Dakota St.	0 3	61 H	Houston	2 3	123 H	Belmont	2 3	
						63 A	Rice	1 3	139 A	Memphis	1 3	
						63 H	Rice	0 3	139 H	Memphis	0 3	
						73 A	UCF	0 3	151 A	Southern Miss.	0 3	
						84 A	UAB	0 3	151 H	Southern Miss.	3 0	
						84 H	UAB	2 3	188 A	Marshall	2 3	
						90 A	FIU	2 3	188 H	Marshall	1 3	
						97 A	SMU	1 3	192 N	Idaho St.	3 0	
						97 A	SMU	3 1	215 H	South Ala.	3 2	
						100 H	San Diego St.	3 2	226 H	Southern Ill.	0 3	
									241 H	Lamar	1 3	
									249 N	Binghamton	3 0	
									274 A	East Carolina	3 2	
									274 H	East Carolina	3 0	
									291 A	Fla. Atlantic	3 0	
LAST 10 GAMES												
			151 A	Southern Miss.	0 3	24 H	Tulsa	0 3				
			63 H	Rice	0 3	24 H	Tulsa	0 3				
			61 H	Houston	2 3	188 A	Marshall	2 3				
			84 A	UAB	0 3	274 A	East Carolina	3 2				
			139 A	Memphis	1 3	110 H	UTEP	2 3				

Non-Div. I Games:

Tulane

Average RPI Win: 193		WON-LOST RECORD	WINNING PCT. RANK		LAST 10 GAMES	STRENGTH OF SCHEDULE		OPP. STRENGTH OF SCHEDULE		TEAM RPI	ADJ RPI		CONF. RPI	ADJ CONF. RPI	
Average RPI Loss: 126															
DIV. I ONLY		11- 19	.36667	235	2- 8	165		123		207	.44105	213	7	7	
DIV. I NON-CONF.		7- 7	.5	164	0- 0	208		189		189	.45762	201	8	8	
TOTALS		RPI 1-25	RPI 26-50		W-L RECORDS	RPI 51-100		RPI 101-150		RPI 150+					
11- 19	0- 1		0- 3		OVERALL	1- 5		4- 4		6- 6					
5- 7	0- 1		0- 2		HOME	0- 1		3- 2		2- 1					
3- 10	0- 0		0- 1		AWAY	0- 3		1- 2		2- 4					
3- 2	0- 0		0- 0		NEUTRAL	1- 1		0- 0		2- 1					
7- 7	0- 0		0- 1		NON-CONFERENCE	1- 1		2- 1		4- 4					
3- 1	0- 0		0- 1		HOME	0- 0		2- 0		1- 0					
1- 4	0- 0		0- 0		AWAY	0- 0		0- 1		1- 3					
3- 2	0- 0		0- 0		NEUTRAL	1- 1		0- 0		2- 1					
4- 12	0- 1		0- 2		CONFERENCE	0- 4		2- 3		2- 2					
2- 6	0- 1		0- 1		HOME	0- 1		1- 2		1- 1					
2- 6	0- 0		0- 1		AWAY	0- 3		1- 1		1- 1					
0- 0	0- 0		0- 0		NEUTRAL	0- 0		0- 0		0- 0					
RPI	S	Opponent	Score	RPI	S	Opponent	Score	RPI	S	Opponent	Score	RPI	S	Opponent	Score
14	H	Northern Ill.	0 3	32	H	Western Mich.	0 3	51	A	Ohio	0 3	111	H	Syracuse	3 2
				34	A	Ball St.	0 3	51	H	Ohio	1 3	127	H	Toledo	0 3
				36	H	Dayton	0 3	68	A	Eastern Mich.	0 3	135	A	Bowling Green	3 2
								74	A	Central Mich.	0 3	135	H	Bowling Green	3 0
								76	N	Northeastern	0 3	140	A	Miami (OH)	1 3
								96	N	Seton Hall	3 0	140	H	Miami (OH)	2 3
												143	A	Indiana	0 3
												148	H	Niagara	3 1
												200	A	Colgate	3 2
												200	A	Colgate	1 3
												214	A	Kent St.	0 3
												214	H	Kent St.	2 3
												230	A	Akron	3 2
												230	H	Akron	3 2
												252	A	St. John's (NY)	1 3
												259	N	Southeast Mo. St.	1 3
												262	A	Canisius	1 3
												266	H	Cornell	3 1
												268	N	Brown	3 1
												300	N	Youngstown St.	3 1
				LAST 10 GAMES											
				214	A	Kent St.	0 3	230	H	Akron	3 2				
				51	A	Ohio	0 3	74	A	Central Mich.	0 3				
				140	H	Miami (OH)	2 3	68	A	Eastern Mich.	0 3				
				135	H	Bowling Green	3 0	14	H	Northern Ill.	0 3				
				34	A	Ball St.	0 3	32	H	Western Mich.	0 3				

Non-Div. I Games:

Buffalo

Average RPI Win:	216	WON-LOST RECORD	WINNING PCT. RANK	LAST 10 GAMES		STRENGTH OF SCHEDULE	OPP. STRENGTH OF SCHEDULE	TEAM RPI	ADJ RPI	CONF. RPI	ADJ CONF. RPI
DIV. I ONLY		12- 19	.3871 224	4- 6		174	172	211	.44041 214	7	7
DIV. I NON-CONF.		7- 8	.46667 183	0- 0		217	289	214	.43382 229	8	8
<hr/>											
TOTALS	RPI 1-25		RPI 26-50		W-L RECORDS		RPI 51-100		RPI 101-150		RPI 150+
12- 19	0- 1		0- 2		OVERALL		1- 5		2- 5		9- 6
6- 8	0- 0		0- 1		HOME		1- 2		1- 4		4- 1
5- 6	0- 1		0- 1		AWAY		0- 2		1- 1		4- 1
1- 5	0- 0		0- 0		NEUTRAL		0- 1		0- 0		1- 4
7- 8	0- 0		0- 0		NON-CONFERENCE		0- 2		1- 1		6- 5
3- 3	0- 0		0- 0		HOME		0- 1		1- 1		2- 1
3- 0	0- 0		0- 0		AWAY		0- 0		0- 0		3- 0
1- 5	0- 0		0- 0		NEUTRAL		0- 1		0- 0		1- 4
5- 11	0- 1		0- 2		CONFERENCE		1- 3		1- 4		3- 1
3- 5	0- 0		0- 1		HOME		1- 1		0- 3		2- 0
2- 6	0- 1		0- 1		AWAY		0- 2		1- 1		1- 1
0- 0	0- 0		0- 0		NEUTRAL		0- 0		0- 0		0- 0
<hr/>											
RPI S Opponent	Score	RPI S Opponent	Score	RPI S Opponent	Score	RPI S Opponent	Score	RPI S Opponent	Score		
14 A Northern Ill.	0 3	32 A Western Mich.	0 3	51 A Ohio	2 3	114 H Cleveland St.	3 2	127 H Toledo	0 3		
		34 H Ball St.	0 3	68 H Eastern Mich.	3 2	130 H IUPUI	0 3	135 A Bowling Green	0 3		
				74 A Central Mich.	1 3	135 H Bowling Green	0 3	140 A Miami (OH)	3 2		
				75 H IPFW	0 3	140 H Miami (OH)	0 3	207 N Rhode Island	2 3		
				79 N Delaware	0 3	213 A Buffalo	3 2	213 H Buffalo	3 0		
						225 A Stony Brook	3 0	229 H Robert Morris	3 2		
						230 A Akron	0 3	230 H Akron	3 1		
						240 H William & Mary	1 3	254 N Western Ill.	2 3		
						262 A Canisius	3 2	269 N Iona	1 3		
						272 N Wofford	0 3	278 A SIU Edwardsville	3 2		
						300 H Youngstown St.	3 2	320 N Ark.-Pine Bluff	3 0		
		LAST 10 GAMES									
		213 H Buffalo	3 0	135 A Bowling Green	0 3						
		230 H Akron	3 1	32 A Western Mich.	0 3						
		68 H Eastern Mich.	3 2	14 A Northern Ill.	0 3						
		51 A Ohio	2 3	34 H Ball St.	0 3						
		140 A Miami (OH)	3 2	127 H Toledo	0 3						

Non-Div. I Games:

Kent St.

Average RPI Win: 244		WON-LOST	WINNING	LAST 10	STRENGTH OF		OPP. STRENGTH	TEAM	ADJ	CONF.	ADJ CONF.
Average RPI Loss: 130		RECORD	PCT. RANK	GAMES	SCHEDULE		OF SCHEDULE	RPI	RPI	RPI	RPI
DIV. I ONLY		11- 17	.39286	222	4- 6		160	182	202	.43899	215
DIV. I NON-CONF.		5- 7	.41667	209	0- 0		204	267	226	.43058	234
TOTALS		RPI 1-25	RPI 26-50		W-L RECORDS		RPI 51-100		RPI 101-150		RPI 150+
11- 17	0- 2	0- 3		OVERALL		1- 2		0- 2		10- 8	
6- 6	0- 1	0- 1		HOME		1- 0		0- 0		5- 4	
2- 8	0- 1	0- 1		AWAY		0- 2		0- 1		2- 3	
3- 3	0- 0	0- 1		NEUTRAL		0- 0		0- 1		3- 1	
5- 7	0- 0	0- 1		NON-CONFERENCE		0- 1		0- 1		5- 4	
2- 1	0- 0	0- 0		HOME		0- 0		0- 0		2- 1	
0- 3	0- 0	0- 0		AWAY		0- 1		0- 0		0- 2	
3- 3	0- 0	0- 1		NEUTRAL		0- 0		0- 1		3- 1	
6- 10	0- 2	0- 2		CONFERENCE		1- 1		0- 1		5- 4	
4- 5	0- 1	0- 1		HOME		1- 0		0- 0		3- 3	
2- 5	0- 1	0- 1		AWAY		0- 1		0- 1		2- 1	
0- 0	0- 0	0- 0		NEUTRAL		0- 0		0- 0		0- 0	
RPI S	Opponent	Score	RPI S	Opponent	Score	RPI S	Opponent	Score	RPI S	Opponent	Score
21 A	Western Ky.	0 3	37 N	Michigan St.	0 3	73 A	UCF	0 3	119 A	Arkansas St.	1 3
21 H	Western Ky.	0 3	45 A	Middle Tenn.	0 3	90 A	FIU	0 3	123 N	Belmont	0 3
			45 H	Middle Tenn.	0 3	90 H	FIU	3 1	153 H	Denver	1 3
									162 H	North Texas	0 3
									169 A	Troy	3 1
									169 H	Troy	1 3
									211 A	Tulane	2 3
									216 N	North Florida	2 3
									217 N	Jackson St.	3 0
									227 H	La.-Lafayette	3 1
									228 A	UALR	0 3
									233 A	Nicholls St.	1 3
									241 N	Lamar	3 0
									256 H	La.-Monroe	3 1
									267 H	Louisiana Tech	1 3
									281 H	Alabama A&M	3 0
									291 A	Fla. Atlantic	3 0
									291 H	Fla. Atlantic	3 1
									310 N	Alabama St.	3 1
									311 H	Southeastern La.	3 0
			LAST 10 GAMES								
			291 H	Fla. Atlantic	3 1	90 A	FIU	0 3			
			90 H	FIU	3 1	291 A	Fla. Atlantic	3 0			
			45 H	Middle Tenn.	0 3	153 H	Denver	1 3			
			21 H	Western Ky.	0 3	162 H	North Texas	0 3			
			169 A	Troy	3 1	169 H	Troy	1 3			

Non-Div. I Games:

South Ala.

Average RPI Win:	257	WON-LOST RECORD	WINNING PCT. RANK	LAST 10 GAMES	STRENGTH OF SCHEDULE	OPP. STRENGTH OF SCHEDULE	TEAM RPI	ADJ RPI	CONF. RPI	ADJ CONF. RPI	
DIV. I ONLY		14- 17	.45161 185	6- 4	209	256	215	.43692 216	23	24	
DIV. I NON-CONF.		9- 8	.52941 161	3- 0	183	252	177	.4744 185	24	23	
<hr/>											
TOTALS	RPI 1-25	RPI 26-50		W-L RECORDS	RPI 51-100		RPI 101-150		RPI 150+		
14- 17	0- 0	0- 1		OVERALL	1- 3		0- 3		13- 10		
7- 4	0- 0	0- 0		HOME	0- 1		0- 1		7- 2		
4- 7	0- 0	0- 0		AWAY	1- 1		0- 1		3- 5		
3- 6	0- 0	0- 1		NEUTRAL	0- 1		0- 1		3- 3		
<hr/>											
9- 8	0- 0	0- 1		NON-CONFERENCE	1- 2		0- 2		8- 3		
4- 0	0- 0	0- 0		HOME	0- 0		0- 0		4- 0		
2- 3	0- 0	0- 0		AWAY	1- 1		0- 1		1- 1		
3- 5	0- 0	0- 1		NEUTRAL	0- 1		0- 1		3- 2		
<hr/>											
5- 9	0- 0	0- 0		CONFERENCE	0- 1		0- 1		5- 7		
3- 4	0- 0	0- 0		HOME	0- 1		0- 1		3- 2		
2- 4	0- 0	0- 0		AWAY	0- 0		0- 0		2- 4		
0- 1	0- 0	0- 0		NEUTRAL	0- 0		0- 0		0- 1		
<hr/>											
RPI S	Opponent	Score	RPI S	Opponent	Score	RPI S	Opponent	Score	RPI S	Opponent	Score
37 N	Michigan St.	0 3	71 A	Col. of Charleston	3 2	123 H	Belmont	1 3	125 N	Georgetown	0 3
			73 A	UCF	1 3	132 A	Ga. Southern	0 3	152 A	Fla. Gulf Coast	0 3
			83 N	Wyoming	1 3	152 H	Fla. Gulf Coast	2 3	152 N	Fla. Gulf Coast	1 3
			89 H	Lipscomb	0 3	171 A	Wake Forest	0 3	180 H	Kennesaw St.	1 3
						197 A	East Tenn. St.	1 3	215 N	South Ala.	3 2
						221 N	A&M-Corpus Christi	1 3	232 N	UNC Wilmington	2 3
						235 H	Presbyterian	3 0	244 A	Jacksonville	3 2
						244 H	Jacksonville	3 2	258 H	Florida A&M	3 1
						258 N	Florida A&M	3 1	265 A	Mercer	0 3
						265 H	Mercer	3 1	285 A	S.C. Upstate	0 3
						287 H	South Carolina St.	3 0	294 A	Stetson	3 0
						294 H	Stetson	3 1	307 N	Charleston So.	3 2
						313 A	Bethune-Cookman	3 0	313 A	Bethune-Cookman	3 0
						313 H	Bethune-Cookman	3 0	313 H	Bethune-Cookman	3 0
						89 H	Lipscomb	0 3			
<hr/>											
			LAST 10 GAMES								
152 N Fla. Gulf Coast			1 3	313 H Bethune-Cookman			3 0	294 H Stetson			3 1
294 H Stetson			3 1	258 H Florida A&M			3 1	307 N Charleston So.			3 2
152 H Fla. Gulf Coast			2 3	244 H Jacksonville			3 2	313 A Bethune-Cookman			3 0
244 A Jacksonville			3 2	313 A Bethune-Cookman			3 0	313 H Bethune-Cookman			3 0
265 A Mercer			0 3	89 H Lipscomb			0 3				

Non-Div. I Games:

North Florida

[illegible]

Non-Div. I Games:

Ark.-Monticello

3 0

Belhaven

3 1

Belhaven

3 0

Jackson St.

RPI	S	Opponent	Score	
316	H	Mississippi Val.	3	0
316	H	Mississippi Val.	3	0
316	N	Mississippi Val.	3	0
322	N	Texas Southern	3	0
322	N	Texas Southern	3	0
326	A	Alcorn St.	3	0
326	H	Alcorn St.	3	0

Jackson St.

J
a
c
k
s
o
n
S
t
.

J
a
c
k
s
o
n
S
t
.

Average RPI Win:	195	WON-LOST	WINNING	LAST 10	STRENGTH OF	OPP. STRENGTH	TEAM	ADJ	CONF.	ADJ CONF.	
Average RPI Loss:	132	RECORD	PCT. RANK	GAMES	SCHEDULE	OF SCHEDULE	RPI	RPI	RPI	RPI	
DIV. I ONLY	11- 20	.35484	240	5- 5	161	148	213	.43597	218	14	14
DIV. I NON-CONF.	4- 9	.30769	257	1- 1	209	175	254	.41062	253	14	14
<hr/>											
TOTALS	RPI 1-25	RPI 26-50		W-L RECORDS		RPI 51-100		RPI 101-150		RPI 150+	
11- 20	0- 0	0- 2		OVERALL		1- 5		2- 5		8- 8	
7- 7	0- 0	0- 1		HOME		1- 2		1- 1		5- 3	
3- 10	0- 0	0- 1		AWAY		0- 3		0- 4		3- 2	
1- 3	0- 0	0- 0		NEUTRAL		0- 0		1- 0		0- 3	
<hr/>											
4- 9	0- 0	0- 0		NON-CONFERENCE		0- 2		1- 2		3- 5	
2- 3	0- 0	0- 0		HOME		0- 1		0- 0		2- 2	
1- 3	0- 0	0- 0		AWAY		0- 1		0- 2		1- 0	
1- 3	0- 0	0- 0		NEUTRAL		0- 0		1- 0		0- 3	
<hr/>											
7- 11	0- 0	0- 2		CONFERENCE		1- 3		1- 3		5- 3	
5- 4	0- 0	0- 1		HOME		1- 1		1- 1		3- 1	
2- 7	0- 0	0- 1		AWAY		0- 2		0- 2		2- 2	
0- 0	0- 0	0- 0		NEUTRAL		0- 0		0- 0		0- 0	
<hr/>											
RPI S	Opponent	Score	RPI S	Opponent	Score	RPI S	Opponent	Score	RPI S	Opponent	Score
			42 A	North Dakota St.	0 3	52 A	North Dakota	0 3	107 A	Utah Valley	0 3
			42 H	North Dakota St.	1 3	75 A	IPFW	1 3	124 N	Cal St. Northridge	3 1
						75 H	IPFW	1 3	128 A	Oakland	0 3
						87 A	Oral Roberts	1 3	128 H	Oakland	1 3
						87 H	Oral Roberts	3 2	130 A	IUPUI	1 3
						92 H	Pacific	0 3	130 H	IUPUI	3 1
									142 A	UNLV	2 3
									158 H	Boise St.	0 3
									168 A	South Dakota St.	1 3
									168 H	South Dakota St.	3 1
									173 H	Utah St.	3 2
									174 A	South Dakota	3 2
									174 H	South Dakota	2 3
									193 H	Drake	1 3
									199 N	Eastern Wash.	2 3
									208 N	Montana	2 3
									212 A	UMKC	1 3
									212 H	UMKC	3 0
									222 N	Green Bay	0 3
									254 A	Western Ill.	3 2
									254 H	Western Ill.	3 0
									280 H	CSU Bakersfield	3 2
									289 A	Weber St.	3 1
<hr/>											
			LAST 10 GAMES								
			87 H	Oral Roberts	3 2	128 A	Oakland	0 3			
			107 A	Utah Valley	0 3	75 A	IPFW	1 3			
			289 A	Weber St.	3 1	254 H	Western Ill.	3 0			
			42 H	North Dakota St.	1 3	130 H	IUPUI	3 1			
			168 H	South Dakota St.	3 1	212 A	UMKC	1 3			

Non-Div. I Games:

Southern Utah

Average RPI Win:	234	WON-LOST RECORD	WINNING PCT. RANK	LAST 10 GAMES	STRENGTH OF SCHEDULE	OPP. STRENGTH OF SCHEDULE	TEAM RPI	ADJ RPI	CONF. RPI	ADJ CONF. RPI		
Average RPI Loss:	123											
DIV. I ONLY		10- 16	.38462	228	5- 5	198	144	218	.4355	219	10	10
DIV. I NON-CONF.		5- 3	.625	104	1- 0	321	306	245	.42183	245	9	9
<hr/>												
TOTALS	RPI 1-25	RPI 26-50		W-L RECORDS		RPI 51-100		RPI 101-150		RPI 150+		
10- 16	0- 2	0- 4		OVERALL		1- 1		0- 2		9- 7		
5- 6	0- 1	0- 2		HOME		1- 0		0- 1		4- 2		
1- 10	0- 1	0- 2		AWAY		0- 1		0- 1		1- 5		
4- 0	0- 0	0- 0		NEUTRAL		0- 0		0- 0		4- 0		
5- 3	0- 0	0- 0		NON-CONFERENCE		0- 0		0- 0		5- 3		
1- 1	0- 0	0- 0		HOME		0- 0		0- 0		1- 1		
0- 2	0- 0	0- 0		AWAY		0- 0		0- 0		0- 2		
4- 0	0- 0	0- 0		NEUTRAL		0- 0		0- 0		4- 0		
5- 13	0- 2	0- 4		CONFERENCE		1- 1		0- 2		4- 4		
4- 5	0- 1	0- 2		HOME		1- 0		0- 1		3- 1		
1- 8	0- 1	0- 2		AWAY		0- 1		0- 1		1- 3		
0- 0	0- 0	0- 0		NEUTRAL		0- 0		0- 0		0- 0		
RPI S	Opponent	Score	RPI S	Opponent	Score	RPI S	Opponent	Score	RPI S	Opponent	Score	
5 A	UNI	0 3	39 A	Wichita St.	0 3	69 A	Creighton	1 3	109 A	Illinois St.	1	3
5 H	UNI	0 3	39 H	Wichita St.	0 3	69 H	Creighton	3 2	109 H	Illinois St.	0	3
			44 A	Missouri St.	0 3				181 A	Evansville	1	3
			44 H	Missouri St.	1 3				181 H	Evansville	0	3
									193 A	Drake	1	3
									193 H	Drake	3	0
									206 A	Indiana St.	2	3
									206 H	Indiana St.	3	1
									226 A	Southern Ill.	3	1
									226 H	Southern Ill.	3	2
									230 A	Akron	0	3
									234 H	Ill.-Chicago	0	3
									262 N	Canisius	3	0
									269 N	Iona	3	1
									276 A	Coastal Caro.	1	3
									293 N	Gardner-Webb	3	0
									296 N	Saint Francis (PA)	3	1
									299 H	Loyola Chicago	3	0
			LAST 10 GAMES									
			181 A	Evansville	1 3	44 A	Missouri St.	0 3				
			226 A	Southern Ill.	3 1	39 A	Wichita St.	0 3				
			69 H	Creighton	3 2	299 H	Loyola Chicago	3 0				
			193 H	Drake	3 0	206 H	Indiana St.	3 1				
			5 H	UNI	0 3	109 H	Illinois St.	0 3				

Non-Div. I Games: Neb. Omaha 3 1 Neb. Omaha 3 0

Bradley

Average RPI Win:	241	WON-LOST RECORD	WINNING PCT. RANK	LAST 10 GAMES	STRENGTH OF SCHEDULE	OPP. STRENGTH OF SCHEDULE	TEAM RPI	ADJ RPI	CONF. RPI	ADJ CONF. RPI	
DIV. I ONLY		7- 19	.26923 281	0- 10	138	167	238	.43543 220	16	15	
DIV. I NON-CONF.		5- 7	.41667 209	0- 0	151	185	188	.47723 182	16	16	
<hr/>											
TOTALS	RPI 1-25	RPI 26-50	W-L RECORDS		RPI 51-100	RPI 101-150	RPI 150+				
7- 19	0- 0	0- 1	OVERALL		0- 7	1- 7	6- 4				
5- 6	0- 0	0- 0	HOME		0- 3	1- 2	4- 1				
1- 9	0- 0	0- 0	AWAY		0- 2	0- 4	1- 3				
1- 4	0- 0	0- 1	NEUTRAL		0- 2	0- 1	1- 0				
5- 7	0- 0	0- 1	NON-CONFERENCE		0- 4	0- 2	5- 0				
3- 1	0- 0	0- 0	HOME		0- 1	0- 0	3- 0				
1- 2	0- 0	0- 0	AWAY		0- 1	0- 1	1- 0				
1- 4	0- 0	0- 1	NEUTRAL		0- 2	0- 1	1- 0				
2- 12	0- 0	0- 0	CONFERENCE		0- 3	1- 5	1- 4				
2- 5	0- 0	0- 0	HOME		0- 2	1- 2	1- 1				
0- 7	0- 0	0- 0	AWAY		0- 1	0- 3	0- 3				
0- 0	0- 0	0- 0	NEUTRAL		0- 0	0- 0	0- 0				
RPI S	Opponent	Score	RPI S	Opponent	Score	RPI S	Opponent	Score	RPI S	Opponent	Score
			32 N	Western Mich.	0 3	74 N	Central Mich.	1 3	105 A	James Madison	0 3
						76 H	Northeastern	0 3	105 H	James Madison	2 3
						79 A	Delaware	1 3	116 A	George Washington	1 3
						79 H	Delaware	0 3	122 A	Towson	0 3
						86 A	Morehead St.	0 3	122 H	Towson	1 3
						94 H	American	0 3	125 N	Georgetown	0 3
						98 N	Appalachian St.	1 3	146 A	VCU	2 3
									146 H	VCU	3 1
									179 H	Hofstra	0 3
									188 A	Marshall	3 1
									191 A	Georgia St.	2 3
									232 A	UNC Wilmington	2 3
									237 H	UNC Greensboro	3 1
									240 A	William & Mary	1 3
									240 H	William & Mary	3 1
									274 N	East Carolina	3 0
									292 H	High Point	3 0
									309 H	Navy	3 0
			LAST 10 GAMES								
			79 H	Delaware	0 3	146 A	VCU	2 3			
			122 H	Towson	1 3	240 A	William & Mary	1 3			
			105 H	James Madison	2 3	179 H	Hofstra	0 3			
			232 A	UNC Wilmington	2 3	76 H	Northeastern	0 3			
			191 A	Georgia St.	2 3	79 A	Delaware	1 3			

Non-Div. I Games:

George Mason

[illegible]

Non-Div. I Games:

A&M-Corpus Christi

Average RPI Win:		246	WON-LOST RECORD		WINNING PCT. RANK		LAST 10 GAMES		STRENGTH OF SCHEDULE		OPP. STRENGTH OF SCHEDULE		TEAM RPI		ADJ RPI		CONF. RPI		ADJ CONF. RPI	
DIV. I ONLY			11- 18		.37931 230		3- 7		169		215		220		.43432 222		24		22	
DIV. I NON-CONF.			4- 8		.33333 246		0- 0		76		143		180		.47949 178		22		22	
TOTALS		RPI 1-25		RPI 26-50		W-L RECORDS		RPI 51-100		RPI 101-150		RPI 150+								
11- 18		0- 1		0- 4		OVERALL		0- 2		1- 3		10- 8								
4- 8		0- 1		0- 2		HOME		0- 1		1- 1		3- 3								
5- 7		0- 0		0- 2		AWAY		0- 1		0- 1		5- 3								
2- 3		0- 0		0- 0		NEUTRAL		0- 0		0- 1		2- 2								
4- 8		0- 1		0- 2		NON-CONFERENCE		0- 2		1- 1		3- 2								
1- 3		0- 1		0- 1		HOME		0- 1		1- 0		0- 0								
1- 3		0- 0		0- 1		AWAY		0- 1		0- 0		1- 1								
2- 2		0- 0		0- 0		NEUTRAL		0- 0		0- 1		2- 1								
7- 10		0- 0		0- 2		CONFERENCE		0- 0		0- 2		7- 6								
3- 5		0- 0		0- 1		HOME		0- 0		0- 1		3- 3								
4- 4		0- 0		0- 1		AWAY		0- 0		0- 1		4- 2								
0- 1		0- 0		0- 0		NEUTRAL		0- 0		0- 0		0- 1								
RPI	S	Opponent		Score		RPI	S	Opponent		Score		RPI	S	Opponent		Score				
14	H	Northern Ill.		0 3		36	H	Dayton		1 3		52	A	North Dakota		0 3				
						40	A	Marquette		1 3		52	H	North Dakota		2 3				
						50	A	Milwaukee		1 3										
						50	H	Milwaukee		2 3										
						LAST 10 GAMES														
						177 N Butler						1 3								
						114 A Cleveland St.						1 3								
						300 A Youngstown St.						3 1								
						253 H Wright St.						1 3								
						177 H Butler						2 3								
						299 H Loyola Chicago						3 1								
						167 A Valparaiso						3 2								
						234 A Ill.-Chicago						0 3								
						50 H Milwaukee						2 3								
						177 A Butler						0 3								
						317 A Chicago St.						3 1								

Non-Div. I Games:

Green Bay

Average RPI Win:		246	WON-LOST RECORD		WINNING PCT. RANK		LAST 10 GAMES		STRENGTH OF SCHEDULE		OPP. STRENGTH OF SCHEDULE		TEAM RPI		ADJ RPI		CONF. RPI		ADJ CONF. RPI	
DIV. I ONLY			13- 20		.39394 219		4- 6		182		203		217		.43059 223		18		18	
DIV. I NON-CONF.			5- 11		.3125 256		0- 0		251		207		267		.38704 273		20		21	
TOTALS		RPI 1-25		RPI 26-50		W-L RECORDS		RPI 51-100		RPI 101-150		RPI 150+								
13- 20		0- 1		0- 2		OVERALL		1- 7		0- 2		12- 8								
5- 4		0- 0		0- 0		HOME		1- 2		0- 1		4- 1								
4- 10		0- 1		0- 0		AWAY		0- 3		0- 1		4- 5								
4- 6		0- 0		0- 2		NEUTRAL		0- 2		0- 0		4- 2								
5- 11		0- 1		0- 2		NON-CONFERENCE		0- 1		0- 1		5- 6								
1- 0		0- 0		0- 0		HOME		0- 0		0- 0		1- 0								
0- 6		0- 1		0- 0		AWAY		0- 0		0- 1		0- 4								
4- 5		0- 0		0- 2		NEUTRAL		0- 1		0- 0		4- 2								
8- 9		0- 0		0- 0		CONFERENCE		1- 6		0- 1		7- 2								
4- 4		0- 0		0- 0		HOME		1- 2		0- 1		3- 1								
4- 4		0- 0		0- 0		AWAY		0- 3		0- 0		4- 1								
0- 1		0- 0		0- 0		NEUTRAL		0- 1		0- 0		0- 0								
RPI	S	Opponent		Score		RPI	S	Opponent		Score		RPI	S	Opponent		Score				
6	A	Purdue		0	3	32	N	Western Mich.		0	3	58	N	Wisconsin		0	3			
						34	N	Ball St.		0	3	62	A	Samford		1	3			
												62	H	Samford		0	3			
												64	H	Furman		1	3			
												64	N	Furman		0	3			
												71	A	Col. of Charleston		1	3			
												98	A	Appalachian St.		0	3			
												98	H	Appalachian St.		3	1			

Non-Div. I Games:

Western Caro.

Average RPI Win:	275	WON-LOST	WINNING	LAST 10	STRENGTH OF	OPP. STRENGTH	TEAM	ADJ	CONF.	ADJ CONF.		
Average RPI Loss:	178	RECORD	PCT. RANK	GAMES	SCHEDULE	OF SCHEDULE	RPI	RPI	RPI	RPI		
DIV. I ONLY		17- 15	.53125	142	7- 3	285	280	227	.42829	224	28	28
DIV. I NON-CONF.		6- 9	.4	222	0- 0	294	282	271	.38716	272	27	28
<hr/>												
TOTALS	RPI 1-25	RPI 26-50			W-L RECORDS		RPI 51-100		RPI 101-150		RPI 150+	
17- 15	0- 0	0- 0			OVERALL		0- 0		1- 7		16- 8	
8- 4	0- 0	0- 0			HOME		0- 0		0- 2		8- 2	
5- 7	0- 0	0- 0			AWAY		0- 0		0- 3		5- 4	
4- 4	0- 0	0- 0			NEUTRAL		0- 0		1- 2		3- 2	
<hr/>												
6- 9	0- 0	0- 0			NON-CONFERENCE		0- 0		0- 3		6- 6	
3- 2	0- 0	0- 0			HOME		0- 0		0- 1		3- 1	
1- 4	0- 0	0- 0			AWAY		0- 0		0- 1		1- 3	
2- 3	0- 0	0- 0			NEUTRAL		0- 0		0- 1		2- 2	
<hr/>												
11- 6	0- 0	0- 0			CONFERENCE		0- 0		1- 4		10- 2	
5- 2	0- 0	0- 0			HOME		0- 0		0- 1		5- 1	
4- 3	0- 0	0- 0			AWAY		0- 0		0- 2		4- 1	
2- 1	0- 0	0- 0			NEUTRAL		0- 0		1- 1		1- 0	
<hr/>												
RPI S	Opponent	Score	RPI S	Opponent	Score	RPI S	Opponent	Score	RPI S	Opponent	Score	
									105 H	James Madison	1	3
									139 N	Memphis	1	3
									140 A	Miami (OH)	1	3
									145 A	Liberty	2	3
									145 H	Liberty	2	3
									145 N	Liberty	0	3
									150 A	Winthrop	0	3
									150 N	Winthrop	3	2
									152 N	Fla. Gulf Coast	1	3
									175 A	Elon	0	3
									179 A	Hofstra	2	3
									203 A	UNC Asheville	3	2
									203 H	UNC Asheville	1	3
									212 H	UMKC	2	3
									235 A	Presbyterian	3	0
									237 A	UNC Greensboro	0	3
									245 N	Manhattan	2	3
									250 A	Campbell	3	1
									250 H	Campbell	3	2
									276 H	Coastal Caro.	3	2
									281 N	Alabama A&M	3	2
									285 H	S.C. Upstate	3	2
									292 A	High Point	2	3
									292 H	High Point	3	0
									292 N	High Point	3	0
									293 A	Gardner-Webb	3	1
									293 H	Gardner-Webb	3	0
												LAST 10 GAMES
292 H	High Point	3	0									
145 A	Liberty	2	3									
150 A	Winthrop	0	3									
235 A	Presbyterian	3	0									

Non-Div. I Games:

Radford

RPI	S	Opponent	Score	
306	N	Howard	3	1
307	H	Charleston So.	3	0
317	H	Chicago St.	3	0
318	A	N.C. Central	3	0
324	H	N.C. A&T	3	0

Radford

R
a
d
f
o
r
d

R
a
d
f
o
r
d

Average RPI Win: 264		WON-LOST	WINNING	LAST 10	STRENGTH OF		OPP. STRENGTH	TEAM	ADJ		CONF.	ADJ CONF.	
Average RPI Loss: 176		RECORD	PCT. RANK	GAMES	SCHEDULE		OF SCHEDULE	RPI	RPI		RPI	RPI	
DIV. I ONLY		15- 13	.53571	139	6- 4		288	268	223	.42756	225	25	25
DIV. I NON-CONF.		7- 7	.5	164	1- 0		300	281	255	.4094	255	26	26
TOTALS		RPI 1-25	RPI 26-50		W-L RECORDS		RPI 51-100		RPI 101-150		RPI 150+		
15- 13	0- 0	0- 0		OVERALL		0- 3		1- 2		14- 8			
6- 4	0- 0	0- 0		HOME		0- 1		0- 0		6- 3			
5- 6	0- 0	0- 0		AWAY		0- 2		1- 0		4- 4			
4- 3	0- 0	0- 0		NEUTRAL		0- 0		0- 2		4- 1			
7- 7	0- 0	0- 0		NON-CONFERENCE		0- 0		1- 2		6- 5			
2- 2	0- 0	0- 0		HOME		0- 0		0- 0		2- 2			
2- 2	0- 0	0- 0		AWAY		0- 0		1- 0		1- 2			
3- 3	0- 0	0- 0		NEUTRAL		0- 0		0- 2		3- 1			
8- 6	0- 0	0- 0		CONFERENCE		0- 3		0- 0		8- 3			
4- 2	0- 0	0- 0		HOME		0- 1		0- 0		4- 1			
3- 4	0- 0	0- 0		AWAY		0- 2		0- 0		3- 2			
1- 0	0- 0	0- 0		NEUTRAL		0- 0		0- 0		1- 0			
RPI S	Opponent	Score	RPI S	Opponent	Score	RPI S	Opponent	Score	RPI S	Opponent	Score		
						85 A Albany (NY)	0	3	115 N South Carolina	1	3		
						85 A Albany (NY)	0	3	135 N Bowling Green	0	3		
						85 H Albany (NY)	0	3	147 A Long Island	3	0		
									184 A Central Conn. St.	1	3		
									205 A UMBC	3	2		
									205 H UMBC	3	2		
									207 H Rhode Island	2	3		
									208 N Montana	1	3		
									214 H Kent St.	0	3		
									238 A New Hampshire	2	3		
									238 H New Hampshire	2	3		
									238 N New Hampshire	3	1		
									246 A Temple	2	3		
									249 A Binghamton	0	3		
									249 H Binghamton	3	2		
									269 H Iona	3	1		
									270 A Hartford	3	2		
									270 H Hartford	3	1		
									273 H Fordham	3	2		
									288 A Bucknell	3	2		
									288 N Bucknell	3	0		
									305 A Providence	3	0		
									305 H Providence	3	0		
									321 N Coppin St.	3	2		
									325 N Saint Peter's	3	0		
LAST 10 GAMES													
						85 A Albany (NY)	0	3	85 A Albany (NY)	0	3		
						238 N New Hampshire	3	1	249 A Binghamton	0	3		
						305 A Providence	3	0	205 H UMBC	3	2		
						238 H New Hampshire	2	3	305 H Providence	3	0		
						270 H Hartford	3	1	147 A Long Island	3	0		

Non-Div. I Games:

Stony Brook

Average RPI Win: 224		WON-LOST	WINNING	LAST 10	STRENGTH OF		OPP. STRENGTH	TEAM	ADJ	CONF.	ADJ CONF.		
Average RPI Loss: 118		RECORD	PCT. RANK	GAMES	SCHEDULE		OF SCHEDULE	RPI	RPI	RPI	RPI		
DIV. I ONLY		9- 18	.33333	251	0- 10		191	121	230	.42719	226	10	10
DIV. I NON-CONF.		6- 3	.66667	81	0- 0		305	235	193	.46449	192	9	9
TOTALS		RPI 1-25	RPI 26-50		W-L RECORDS		RPI 51-100		RPI 101-150		RPI 150+		
9- 18	0- 2	0- 4		OVERALL		0- 2		1- 3		8- 7			
5- 8	0- 1	0- 2		HOME		0- 1		0- 2		5- 2			
3- 8	0- 1	0- 2		AWAY		0- 1		1- 1		2- 3			
1- 2	0- 0	0- 0		NEUTRAL		0- 0		0- 0		1- 2			
6- 3	0- 0	0- 0		NON-CONFERENCE		0- 0		1- 1		5- 2			
3- 1	0- 0	0- 0		HOME		0- 0		0- 1		3- 0			
2- 0	0- 0	0- 0		AWAY		0- 0		1- 0		1- 0			
1- 2	0- 0	0- 0		NEUTRAL		0- 0		0- 0		1- 2			
3- 15	0- 2	0- 4		CONFERENCE		0- 2		0- 2		3- 5			
2- 7	0- 1	0- 2		HOME		0- 1		0- 1		2- 2			
1- 8	0- 1	0- 2		AWAY		0- 1		0- 1		1- 3			
0- 0	0- 0	0- 0		NEUTRAL		0- 0		0- 0		0- 0			
RPI S	Opponent	Score	RPI S	Opponent	Score	RPI S	Opponent	Score	RPI S	Opponent	Score		
5 A	UNI	0 3	39 A	Wichita St.	0 3	69 A	Creighton	2 3	109 A	Illinois St.	1 3		
5 H	UNI	0 3	39 H	Wichita St.	0 3	69 H	Creighton	1 3	109 H	Illinois St.	1 3		
			44 A	Missouri St.	0 3				131 A	Mississippi St.	3 2		
			44 H	Missouri St.	0 3				139 H	Memphis	0 3		
									181 A	Evansville	0 3		
									181 H	Evansville	3 2		
									193 A	Drake	2 3		
									193 H	Drake	3 1		
									202 N	UT Martin	2 3		
									206 A	Indiana St.	3 1		
									206 H	Indiana St.	1 3		
									211 A	Tulane	3 0		
									219 A	Bradley	2 3		
									219 H	Bradley	1 3		
									222 H	Green Bay	3 2		
									240 N	William & Mary	2 3		
									278 H	SIU Edwardsville	3 2		
									286 H	Murray St.	3 0		
									311 N	Southeastern La.	3 0		
			LAST 10 GAMES										
	5 H	UNI	0 3		109 H	Illinois St.	1 3						
	219 H	Bradley	1 3		181 A	Evansville	0 3						
	44 A	Missouri St.	0 3		193 A	Drake	2 3						
	39 A	Wichita St.	0 3		69 A	Creighton	2 3						
	206 H	Indiana St.	1 3		39 H	Wichita St.	0 3						

Non-Div. I Games:

Southern Ill.

Average RPI Win: 259		WON-LOST RECORD	WINNING PCT. RANK		LAST 10 GAMES		STRENGTH OF SCHEDULE		OPP. STRENGTH OF SCHEDULE		TEAM RPI	ADJ RPI	CONF. RPI	ADJ CONF. RPI					
Average RPI Loss: 119																			
DIV. I ONLY		11- 20	.35484	240	3- 7		192		179		231	.4259	228	15	16				
DIV. I NON-CONF.		5- 9	.35714	241	0- 0		212		233		246	.42479	242	15	15				
TOTALS		RPI 1-25	RPI 26-50		W-L RECORDS		RPI 51-100		RPI 101-150		RPI 150+								
11- 20	0- 1	0- 3		OVERALL		0- 4		0- 4		11- 8									
5- 3	0- 0	0- 0		HOME		0- 0		0- 1		5- 2									
2- 11	0- 1	0- 2		AWAY		0- 2		0- 3		2- 3									
4- 6	0- 0	0- 1		NEUTRAL		0- 2		0- 0		4- 3									
5- 9	0- 0	0- 1		NON-CONFERENCE		0- 3		0- 2		5- 3									
1- 0	0- 0	0- 0		HOME		0- 0		0- 0		1- 0									
0- 4	0- 0	0- 1		AWAY		0- 1		0- 2		0- 0									
4- 5	0- 0	0- 0		NEUTRAL		0- 2		0- 0		4- 3									
6- 11	0- 1	0- 2		CONFERENCE		0- 1		0- 2		6- 5									
4- 3	0- 0	0- 0		HOME		0- 0		0- 1		4- 2									
2- 7	0- 1	0- 1		AWAY		0- 1		0- 1		2- 3									
0- 1	0- 0	0- 1		NEUTRAL		0- 0		0- 0		0- 0									
RPI	S	Opponent	Score		RPI	S	Opponent	Score		RPI	S	Opponent	Score						
21	A	Western Ky.	2	3	27	A	Oklahoma	0	3	60	A	New Mexico St.	0	3	101	A	Ole Miss	0	3
					45	A	Middle Tenn.	0	3	67	N	LSU	1	3	119	A	Arkansas St.	1	3
					45	N	Middle Tenn.	0	3	81	N	Northwestern	0	3	119	H	Arkansas St.	1	3
										90	A	FIU	0	3	139	A	Memphis	1	3
															153	A	Denver	1	3
															153	H	Denver	0	3
															158	N	Boise St.	0	3
															162	A	North Texas	0	3
															162	H	North Texas	3	0
															169	H	Troy	3	0
															186	N	Central Ark.	2	3
															191	N	Georgia St.	2	3
															215	H	South Ala.	3	0
															227	A	La.-Lafayette	1	3
															227	H	La.-Lafayette	2	3
															256	A	La.-Monroe	3	0
															256	H	La.-Monroe	3	2
															259	H	Southeast Mo. St.	3	0
															281	N	Alabama A&M	3	1
															291	A	Fla. Atlantic	3	0
															314	N	Grambling	3	0
															320	N	Ark.-Pine Bluff	3	0
															322	N	Texas Southern	3	0
					LAST 10 GAMES														
					45	N	Middle Tenn.	0	3	227	H	La.-Lafayette	2	3	322	N	Texas Southern	3	0
					227	A	La.-Lafayette	1	3	256	H	La.-Monroe	3	2					
					256	A	La.-Monroe	3	0	90	A	FIU	0	3					
					162	A	North Texas	0	3	291	A	Fla. Atlantic	3	0					
					153	A	Denver	1	3	119	H	Arkansas St.	1	3					

Non-Div. I Games:

UALR

Average RPI Win:	256	WON-LOST RECORD	WINNING PCT. RANK	LAST 10 GAMES	STRENGTH OF SCHEDULE	OPP. STRENGTH OF SCHEDULE	TEAM RPI	ADJ RPI	CONF. RPI	ADJ CONF. RPI		
DIV. I ONLY		15- 17	.46875	173	5- 5	239	269	222	.42508	229	29	29
DIV. I NON-CONF.		5- 10	.33333	246	0- 0	213	225	252	.41009	254	29	29
<hr/>												
TOTALS	RPI 1-25	RPI 26-50		W-L RECORDS		RPI 51-100		RPI 101-150		RPI 150+		
15- 17	0- 0	0- 0		OVERALL		1- 2		2- 6		12- 9		
7- 6	0- 0	0- 0		HOME		0- 2		1- 2		6- 2		
7- 6	0- 0	0- 0		AWAY		1- 0		1- 2		5- 4		
1- 5	0- 0	0- 0		NEUTRAL		0- 0		0- 2		1- 3		
<hr/>												
5- 10	0- 0	0- 0		NON-CONFERENCE		0- 1		1- 4		4- 5		
3- 2	0- 0	0- 0		HOME		0- 1		1- 1		2- 0		
1- 3	0- 0	0- 0		AWAY		0- 0		0- 1		1- 2		
1- 5	0- 0	0- 0		NEUTRAL		0- 0		0- 2		1- 3		
<hr/>												
10- 7	0- 0	0- 0		CONFERENCE		1- 1		1- 2		8- 4		
4- 4	0- 0	0- 0		HOME		0- 1		0- 1		4- 2		
6- 3	0- 0	0- 0		AWAY		1- 0		1- 1		4- 2		
0- 0	0- 0	0- 0		NEUTRAL		0- 0		0- 0		0- 0		
<hr/>												
RPI S	Opponent	Score	RPI S	Opponent	Score	RPI S	Opponent	Score	RPI S	Opponent	Score	
						68 H	Eastern Mich.	0 3	105 A	James Madison	0 3	
						80 A	Sacred Heart	3 1	122 N	Towson	0 3	
						80 H	Sacred Heart	0 3	126 H	Pittsburgh	3 0	
									130 N	IUPUI	0 3	
									133 H	Duquesne	1 3	
									147 A	Long Island	3 1	
									147 A	Long Island	0 3	
									147 H	Long Island	2 3	
									167 N	Valparaiso	0 3	
									178 N	Lehigh	2 3	
									184 A	Central Conn. St.	1 3	
									184 H	Central Conn. St.	1 3	
									194 A	West Virginia	1 3	
									214 A	Kent St.	2 3	
									240 N	William & Mary	0 3	
									247 A	Fairleigh Dickinson	3 0	
									247 H	Fairleigh Dickinson	3 1	
									260 A	Bryant	2 3	
									260 H	Bryant	2 3	
									276 N	Coastal Caro.	3 2	
									284 H	Tex.-Pan American	3 1	
									295 H	Morgan St.	3 0	
									296 A	Saint Francis (PA)	3 2	
									296 H	Saint Francis (PA)	3 0	
									300 A	Youngstown St.	3 1	
			301 A	Quinnipiac	3 1							
			301 H	Quinnipiac	3 0							
			LAST 10 GAMES									
			147 A	Long Island	0 3	323 H	St. Francis (NY)	3 0				
			80 H	Sacred Heart	0 3	147 H	Long Island	2 3				
			301 H	Quinnipiac	3 0	296 A	Saint Francis (PA)	3 2				
			184 A	Central Conn. St.	1 3	247 A	Fairleigh Dickinson	3 0				
			260 A	Bryant	2 3	301 A	Quinnipiac	3 1				

Non-Div. I Games:

Robert Morris

RPI	S	Opponent	Score	
323	A	St. Francis (NY)	3	0
323	H	St. Francis (NY)	3	0

Robert Morris

R
o
b
e
r
t
M
o
r
r
i
s

R
o
b
e
r
t
M
o
r
r
i
s

Average RPI Win: 248		WON-LOST RECORD	WINNING PCT. RANK		LAST 10 GAMES		STRENGTH OF SCHEDULE		OPP. STRENGTH OF SCHEDULE		TEAM RPI	ADJ RPI	CONF. RPI	ADJ CONF. RPI					
Average RPI Loss: 107																			
DIV. I ONLY		4- 25	.13793	316	0- 10		66		129		249	.42443	230	7	7				
DIV. I NON-CONF.		3- 10	.23077	278	0- 0		56		179		199	.46274	195	8	8				
TOTALS		RPI 1-25		RPI 26-50		W-L RECORDS		RPI 51-100		RPI 101-150		RPI 150+							
4- 25		0- 1		0- 5		OVERALL		0- 6		0- 7		4- 6							
4- 7		0- 1		0- 2		HOME		0- 1		0- 2		4- 1							
0- 12		0- 0		0- 3		AWAY		0- 3		0- 4		0- 2							
0- 6		0- 0		0- 0		NEUTRAL		0- 2		0- 1		0- 3							
3- 10		0- 0		0- 3		NON-CONFERENCE		0- 2		0- 2		3- 3							
3- 0		0- 0		0- 0		HOME		0- 0		0- 0		3- 0							
0- 4		0- 0		0- 3		AWAY		0- 0		0- 1		0- 0							
0- 6		0- 0		0- 0		NEUTRAL		0- 2		0- 1		0- 3							
1- 15		0- 1		0- 2		CONFERENCE		0- 4		0- 5		1- 3							
1- 7		0- 1		0- 2		HOME		0- 1		0- 2		1- 1							
0- 8		0- 0		0- 0		AWAY		0- 3		0- 3		0- 2							
0- 0		0- 0		0- 0		NEUTRAL		0- 0		0- 0		0- 0							
RPI	S	Opponent	Score		RPI	S	Opponent	Score		RPI	S	Opponent	Score						
14	H	Northern Ill.	2	3	32	H	Western Mich.	0	3	51	A	Ohio	0	3	114	A	Cleveland St.	1	3
					34	H	Ball St.	1	3	51	H	Ohio	0	3	119	N	Arkansas St.	0	3
					40	A	Marquette	0	3	68	A	Eastern Mich.	0	3	127	A	Toledo	1	3
					48	A	Ohio St.	0	3	74	A	Central Mich.	0	3	135	A	Bowling Green	0	3
					50	A	Milwaukee	1	3	84	N	UAB	0	3	135	H	Bowling Green	0	3
										85	N	Albany (NY)	1	3	140	A	Miami (OH)	0	3
															140	H	Miami (OH)	2	3
															151	N	Southern Miss.	2	3
															164	N	Maryland	0	3
															169	N	Troy	0	3
															213	A	Buffalo	2	3
															213	H	Buffalo	2	3
															214	A	Kent St.	1	3
															214	H	Kent St.	3	0
															219	H	Bradley	3	0
															262	H	Canisius	3	1
															296	H	Saint Francis (PA)	3	0
					LAST 10 GAMES														
					51	A	Ohio	0	3	213	A	Buffalo	2	3					
					214	A	Kent St.	1	3	68	A	Eastern Mich.	0	3					
					135	H	Bowling Green	0	3	74	A	Central Mich.	0	3					
					140	H	Miami (OH)	2	3	32	H	Western Mich.	0	3					
					127	A	Toledo	1	3	14	H	Northern Ill.	2	3					

Non-Div. I Games:

Akron

Average RPI Win: 286		WON-LOST RECORD	WINNING PCT. RANK	LAST 10 GAMES	STRENGTH OF SCHEDULE	OPP. STRENGTH OF SCHEDULE	TEAM RPI	ADJ RPI	CONF. RPI	ADJ CONF. RPI	
Average RPI Loss: 170											
DIV. I ONLY		13- 15	.46429 179	5- 5	247	290	232	.4222 231	30	30	
DIV. I NON-CONF.		3- 7	.3 258	0- 0	135	229	224	.44245 215	30	30	
<hr/>											
TOTALS		RPI 1-25	RPI 26-50		W-L RECORDS		RPI 51-100		RPI 101-150		RPI 150+
13- 15		0- 0	0- 0		OVERALL		0- 1		0- 6		13- 8
6- 3		0- 0	0- 0		HOME		0- 0		0- 1		6- 2
5- 9		0- 0	0- 0		AWAY		0- 1		0- 3		5- 5
2- 3		0- 0	0- 0		NEUTRAL		0- 0		0- 2		2- 1
3- 7		0- 0	0- 0		NON-CONFERENCE		0- 1		0- 4		3- 2
0- 0		0- 0	0- 0		HOME		0- 0		0- 0		0- 0
1- 4		0- 0	0- 0		AWAY		0- 1		0- 2		1- 1
2- 3		0- 0	0- 0		NEUTRAL		0- 0		0- 2		2- 1
10- 8		0- 0	0- 0		CONFERENCE		0- 0		0- 2		10- 6
6- 3		0- 0	0- 0		HOME		0- 0		0- 1		6- 2
4- 5		0- 0	0- 0		AWAY		0- 0		0- 1		4- 4
0- 0		0- 0	0- 0		NEUTRAL		0- 0		0- 0		0- 0
RPI	S	Opponent	Score	RPI	S	Opponent	Score	RPI	S	Opponent	Score
								92	A	Army	0 3
								124	N	Cal St. Northridge	0 3
								126	A	Pittsburgh	0 3
								133	A	Duquesne	0 3
								134	N	Fresno St.	0 3
								148	A	Niagara	0 3
								148	H	Niagara	2 3
								159	A	Sacramento St.	0 3
								160	N	Dartmouth	1 3
								166	A	Fairfield	0 3
								166	H	Fairfield	2 3
								239	N	NJIT	3 0
								243	A	Siena	0 3
								243	H	Siena	2 3
								245	A	Manhattan	2 3
								245	H	Manhattan	3 1
								262	A	Canisius	0 3
								262	H	Canisius	3 0
								269	A	Iona	3 0
								269	H	Iona	3 0
								270	A	Hartford	3 2
								290	A	Loyola Maryland	3 2
								290	H	Loyola Maryland	3 1
								296	N	Saint Francis (PA)	3 1
								319	A	Rider	3 1
								319	H	Rider	3 1
								325	A	Saint Peter's	3 0
								325	H	Saint Peter's	3 0
LAST 10 GAMES											
				325	H	Saint Peter's	3 0	243	H	Siena	2 3
				245	H	Manhattan	3 1	319	H	Rider	3 1
				148	A	Niagara	0 3	290	H	Loyola Maryland	3 1
				262	A	Canisius	0 3	269	A	Iona	3 0
				166	A	Fairfield	0 3	245	A	Manhattan	2 3

Non-Div. I Games:

Marist

Average RPI Win: 236		WON-LOST	WINNING	LAST 10	STRENGTH OF		OPP. STRENGTH	TEAM	ADJ	CONF.	ADJ CONF.
Average RPI Loss: 153		RECORD	PCT. RANK	GAMES	SCHEDULE		OF SCHEDULE	RPI	RPI	RPI	RPI
DIV. I ONLY		12- 19	.3871	224	4- 6		214	206	233	.42215	232
DIV. I NON-CONF.		7- 10	.41176	217	1- 0		233	250	240	.41789	247
TOTALS		RPI 1-25	RPI 26-50		W-L RECORDS		RPI 51-100		RPI 101-150		RPI 150+
12- 19	0- 0	0- 0		OVERALL		0- 5		1- 6		11- 8	
5- 6	0- 0	0- 0		HOME		0- 1		1- 2		4- 3	
3- 10	0- 0	0- 0		AWAY		0- 3		0- 4		3- 3	
4- 3	0- 0	0- 0		NEUTRAL		0- 1		0- 0		4- 2	
7- 10	0- 0	0- 0		NON-CONFERENCE		0- 2		0- 3		7- 5	
2- 2	0- 0	0- 0		HOME		0- 0		0- 1		2- 1	
1- 5	0- 0	0- 0		AWAY		0- 1		0- 2		1- 2	
4- 3	0- 0	0- 0		NEUTRAL		0- 1		0- 0		4- 2	
5- 9	0- 0	0- 0		CONFERENCE		0- 3		1- 3		4- 3	
3- 4	0- 0	0- 0		HOME		0- 1		1- 1		2- 2	
2- 5	0- 0	0- 0		AWAY		0- 2		0- 2		2- 1	
0- 0	0- 0	0- 0		NEUTRAL		0- 0		0- 0		0- 0	
RPI S	Opponent	Score	RPI S	Opponent	Score	RPI S	Opponent	Score	RPI S	Opponent	Score
						71 A	Col. of Charleston	2 3	105 H	James Madison	3 1
						76 A	Northeastern	1 3	112 H	North Carolina St.	0 3
						76 H	Northeastern	1 3	116 A	George Washington	0 3
						79 A	Delaware	0 3	122 A	Towson	0 3
						83 N	Wyoming	0 3	146 A	VCU	1 3
									146 H	VCU	1 3
									150 A	Winthrop	1 3
									179 A	Hofstra	3 2
									179 H	Hofstra	1 3
									184 N	Central Conn. St.	3 1
									191 A	Georgia St.	0 3
									191 H	Georgia St.	0 3
									196 N	Davidson	2 3
									216 N	North Florida	3 2
									220 H	George Mason	3 2
									221 N	A&M-Corpus Christi	0 3
									235 A	Presbyterian	2 3
									240 A	William & Mary	3 1
									240 H	William & Mary	3 2
									250 A	Campbell	0 3
									265 N	Mercer	3 0
									274 H	East Carolina	1 3
									276 H	Coastal Caro.	3 0
									282 A	Citadel	3 2
									307 H	Charleston So.	3 0
									318 N	N.C. Central	3 0
LAST 10 GAMES			LAST 10 GAMES								
			76 H	Northeastern	1 3	105 H	James Madison	3 1			
			179 H	Hofstra	1 3	79 A	Delaware	0 3			
			240 A	William & Mary	3 1	122 A	Towson	0 3			
			146 A	VCU	1 3	191 H	Georgia St.	0 3			
			220 H	George Mason	3 2	282 A	Citadel	3 2			

Non-Div. I Games:

UNC Wilmington

Average RPI Win: 282		WON-LOST	WINNING	LAST 10	STRENGTH OF		OPP. STRENGTH	TEAM	ADJ	CONF.	ADJ CONF.
Average RPI Loss: 168		RECORD	PCT. RANK	GAMES	SCHEDULE		OF SCHEDULE	RPI	RPI	RPI	RPI
DIV. I ONLY		18- 14	.5625	131	294		291	229	.42172	233	20
DIV. I NON-CONF.		13- 3	.8125	37	267		325	137	.50971	139	18
TOTALS		RPI 1-25	RPI 26-50		W-L RECORDS		RPI 51-100		RPI 101-150		RPI 150+
18- 14	0- 0	0- 0		OVERALL		0- 3		0- 2		18- 9	
10- 6	0- 0	0- 0		HOME		0- 1		0- 2		10- 3	
5- 7	0- 0	0- 0		AWAY		0- 2		0- 0		5- 5	
3- 1	0- 0	0- 0		NEUTRAL		0- 0		0- 0		3- 1	
13- 3	0- 0	0- 0		NON-CONFERENCE		0- 1		0- 1		13- 1	
7- 1	0- 0	0- 0		HOME		0- 0		0- 1		7- 0	
3- 1	0- 0	0- 0		AWAY		0- 1		0- 0		3- 0	
3- 1	0- 0	0- 0		NEUTRAL		0- 0		0- 0		3- 1	
5- 11	0- 0	0- 0		CONFERENCE		0- 2		0- 1		5- 8	
3- 5	0- 0	0- 0		HOME		0- 1		0- 1		3- 3	
2- 6	0- 0	0- 0		AWAY		0- 1		0- 0		2- 5	
0- 0	0- 0	0- 0		NEUTRAL		0- 0		0- 0		0- 0	
RPI S	Opponent	Score	RPI S	Opponent	Score	RPI S	Opponent	Score	RPI S	Opponent	Score
						60 A	New Mexico St.	0 3	110 H	UTEP	0 3
						72 H	Texas St.	1 3	137 H	Sam Houston St.	1 3
						78 A	UTSA	0 3	163 A	Stephen F. Austin	0 3
									176 N	Portland St.	0 3
									186 A	Central Ark.	0 3
									186 H	Central Ark.	0 3
									201 H	Texas-Arlington	3 2
									215 H	South Ala.	3 1
									217 A	Jackson St.	3 2
									217 H	Jackson St.	3 2
									221 A	A&M-Corpus Christi	2 3
									241 A	Lamar	0 3
									241 H	Lamar	0 3
									242 A	Northwestern St.	0 3
									242 H	Northwestern St.	1 3
									256 H	La.-Monroe	3 2
									264 A	McNeese St.	3 2
									264 H	McNeese St.	3 0
									281 H	Alabama A&M	3 0
									310 H	Alabama St.	3 0
									311 A	Southeastern La.	3 1
									311 H	Southeastern La.	3 2
									314 A	Grambling	3 0
									314 H	Grambling	3 0
									315 H	Southern U.	3 0
									315 N	Southern U.	3 0
									316 N	Mississippi Val.	3 0
LAST 10 GAMES											
						242 A	Northwestern St.	0 3	264 H	McNeese St.	3 0
						186 A	Central Ark.	0 3	163 A	Stephen F. Austin	0 3
						201 H	Texas-Arlington	3 2	311 H	Southeastern La.	3 2
						72 H	Texas St.	1 3	78 A	UTSA	0 3
						241 H	Lamar	0 3	221 A	A&M-Corpus Christi	2 3

Non-Div. I Games:

Nicholls St.

Average RPI Win:	260	WON-LOST RECORD	WINNING PCT. RANK	LAST 10 GAMES	STRENGTH OF SCHEDULE	OPP. STRENGTH OF SCHEDULE	TEAM RPI	ADJ RPI	CONF. RPI	ADJ CONF. RPI	
Average RPI Loss:	144										
DIV. I ONLY		13- 15	.46429 179	2- 8	277	223	234	.4212 234	24	22	
DIV. I NON-CONF.		6- 5	.54545 150	0- 1	286	193	210	.45071 210	22	22	
<hr/>											
TOTALS	RPI 1-25	RPI 26-50	W-L RECORDS		RPI 51-100	RPI 101-150	RPI 150+				
13- 15	0- 1	0- 3	OVERALL		0- 1	0- 2	13- 8				
9- 4	0- 0	0- 1	HOME		0- 1	0- 1	9- 1				
3- 9	0- 1	0- 1	AWAY		0- 0	0- 1	3- 6				
1- 2	0- 0	0- 1	NEUTRAL		0- 0	0- 0	1- 1				
<hr/>											
6- 5	0- 1	0- 1	NON-CONFERENCE		0- 1	0- 0	6- 2				
4- 1	0- 0	0- 0	HOME		0- 1	0- 0	4- 0				
1- 3	0- 1	0- 0	AWAY		0- 0	0- 0	1- 2				
1- 1	0- 0	0- 1	NEUTRAL		0- 0	0- 0	1- 0				
<hr/>											
7- 10	0- 0	0- 2	CONFERENCE		0- 0	0- 2	7- 6				
5- 3	0- 0	0- 1	HOME		0- 0	0- 1	5- 1				
2- 6	0- 0	0- 1	AWAY		0- 0	0- 1	2- 4				
0- 1	0- 0	0- 0	NEUTRAL		0- 0	0- 0	0- 1				
<hr/>											
RPI S	Opponent	Score	RPI S	Opponent	Score	RPI S	Opponent	Score	RPI S	Opponent	Score
14 A	Northern Ill.	0 3	49 N	Arizona	0 3	81 H	Northwestern	0 3	114 A	Cleveland St.	2 3
			50 A	Milwaukee	0 3				114 H	Cleveland St.	0 3
			50 H	Milwaukee	1 3				167 A	Valparaiso	0 3
									167 H	Valparaiso	0 3
									167 N	Valparaiso	0 3
									177 A	Butler	0 3
									177 H	Butler	3 2
									181 A	Evansville	2 3
									219 A	Bradley	3 0
									222 A	Green Bay	3 2
									222 H	Green Bay	3 0
									253 A	Wright St.	0 3
									253 H	Wright St.	3 0
									254 H	Western Ill.	3 1
									255 H	DePaul	3 1
									259 N	Southeast Mo. St.	3 2
									275 A	Eastern Ill.	1 3
									299 A	Loyola Chicago	3 1
									299 H	Loyola Chicago	3 0
									300 A	Youngstown St.	2 3
									300 H	Youngstown St.	3 0
									304 H	Montana St.	3 1
									317 H	Chicago St.	3 0
<hr/>											
			LAST 10 GAMES								
			167 N	Valparaiso	0 3	253 A	Wright St.	0 3			
			50 H	Milwaukee	1 3	299 H	Loyola Chicago	3 0			
			300 A	Youngstown St.	2 3	222 H	Green Bay	3 0			
			114 A	Cleveland St.	2 3	275 A	Eastern Ill.	1 3			
			177 A	Butler	0 3	167 H	Valparaiso	0 3			

Non-Div. I Games:	Neb. Omaha	3	1
-------------------	------------	---	---

Ill.-Chicago

[illegible]

Non-Div. I Games:

Presbyterian

Average RPI Win:		235	WON-LOST RECORD		WINNING PCT. RANK		LAST 10 GAMES		STRENGTH OF SCHEDULE		OPP. STRENGTH OF SCHEDULE		TEAM RPI		ADJ RPI		CONF. RPI		ADJ CONF. RPI				
DIV. I ONLY			10- 21		.32258 257		3- 7		189		153		239		.41955 236		12		12				
DIV. I NON-CONF.			7- 10		.41176 217		0- 0		203		230		218		.43565 226		11		11				
TOTALS		RPI 1-25		RPI 26-50		W-L RECORDS		RPI 51-100		RPI 101-150		RPI 150+											
10- 21		0- 2		0- 2		OVERALL		1- 3		0- 5		9- 9											
7- 6		0- 1		0- 1		HOME		1- 1		0- 1		6- 2											
0- 11		0- 1		0- 1		AWAY		0- 2		0- 3		0- 4											
3- 4		0- 0		0- 0		NEUTRAL		0- 0		0- 1		3- 3											
7- 10		0- 1		0- 0		NON-CONFERENCE		0- 1		0- 2		7- 6											
4- 2		0- 0		0- 0		HOME		0- 0		0- 0		4- 2											
0- 4		0- 1		0- 0		AWAY		0- 1		0- 1		0- 1											
3- 4		0- 0		0- 0		NEUTRAL		0- 0		0- 1		3- 3											
3- 11		0- 1		0- 2		CONFERENCE		1- 2		0- 3		2- 3											
3- 4		0- 1		0- 1		HOME		1- 1		0- 1		2- 0											
0- 7		0- 0		0- 1		AWAY		0- 1		0- 2		0- 3											
0- 0		0- 0		0- 0		NEUTRAL		0- 0		0- 0		0- 0											
RPI	S	Opponent		Score		RPI	S	Opponent		Score		RPI	S	Opponent		Score							
11	A	Penn St.		0	3	38	H	Louisville		0	3	111	A	Syracuse		1	3						
19	H	Cincinnati		1	3	40	A	Marquette		2	3	125	H	Georgetown		2	3						
												96	H	Seton Hall		3	0						
												99	H	Villanova		0	3						
												126	A	Pittsburgh		0	3						
												137	A	Sam Houston St.		1	3						
												147	N	Long Island		0	3						
												152	N	Fla. Gulf Coast		2	3						
												154	A	South Fla.		0	3						
												155	H	Princeton		1	3						
												178	H	Lehigh		3	0						
												179	A	Hofstra		1	3						
												185	H	Connecticut		3	0						
												194	A	West Virginia		0	3						
												221	N	A&M-Corpus Christi		0	3						
												239	H	NJIT		3	1						
												249	H	Binghamton		1	3						
												252	H	St. John's (NY)		3	2						
												255	A	DePaul		2	3						
												267	N	Louisiana Tech		2	3						
												268	N	Brown		3	2						
												270	N	Hartford		3	2						
												273	H	Fordham		3	1						
												284	N	Tex.-Pan American		3	0						
												306	H	Howard		3	1						
												LAST 10 GAMES											
												252	H	St. John's (NY)		3	2	99	H	Villanova		0	3
												185	H	Connecticut		3	0	40	A	Marquette		2	3
												57	A	Notre Dame		0	3	111	A	Syracuse		1	3
												255	A	DePaul		2	3	96	H	Seton Hall		3	0
												125	H	Georgetown		2	3	38	H	Louisville		0	3

Non-Div. I Games:

Rutgers

Average RPI Win: 263		WON-LOST	WINNING	LAST 10	STRENGTH OF		OPP. STRENGTH	TEAM	ADJ	CONF.	ADJ CONF.
Average RPI Loss: 147		RECORD	PCT. RANK	GAMES	SCHEDULE		OF SCHEDULE	RPI	RPI	RPI	RPI
DIV. I ONLY		15- 17	.46875	173	279		228	237	.41905	237	18
DIV. I NON-CONF.		8- 8	.5	164	322		271	275	.38739	271	20
TOTALS		RPI 1-25	RPI 26-50		W-L RECORDS		RPI 51-100		RPI 101-150		RPI 150+
15- 17	0- 0	0- 0		OVERALL		0- 7		1- 2		14- 8	
8- 8	0- 0	0- 0		HOME		0- 3		1- 1		7- 4	
4- 7	0- 0	0- 0		AWAY		0- 4		0- 0		4- 3	
3- 2	0- 0	0- 0		NEUTRAL		0- 0		0- 1		3- 1	
8- 8	0- 0	0- 0		NON-CONFERENCE		0- 1		0- 2		8- 5	
4- 4	0- 0	0- 0		HOME		0- 0		0- 1		4- 3	
1- 2	0- 0	0- 0		AWAY		0- 1		0- 0		1- 1	
3- 2	0- 0	0- 0		NEUTRAL		0- 0		0- 1		3- 1	
7- 9	0- 0	0- 0		CONFERENCE		0- 6		1- 0		6- 3	
4- 4	0- 0	0- 0		HOME		0- 3		1- 0		3- 1	
3- 5	0- 0	0- 0		AWAY		0- 3		0- 0		3- 2	
0- 0	0- 0	0- 0		NEUTRAL		0- 0		0- 0		0- 0	
RPI S	Opponent	Score	RPI S	Opponent	Score	RPI S	Opponent	Score	RPI S	Opponent	Score
						62 A	Samford	0 3	126 N	Pittsburgh	0 3
						62 H	Samford	2 3	132 H	Ga. Southern	3 2
						64 A	Furman	0 3	139 H	Memphis	0 3
						71 H	Col. of Charleston	0 3	154 N	South Fla.	0 3
						73 A	UCF	0 3	175 A	Elon	2 3
						98 A	Appalachian St.	1 3	175 H	Elon	3 2
						98 H	Appalachian St.	1 3	181 H	Evansville	0 3
									196 H	Davidson	3 0
									197 H	East Tenn. St.	1 3
									220 A	George Mason	1 3
									223 A	Western Caro.	3 1
									223 H	Western Caro.	0 3
									224 H	Radford	3 0
									272 A	Wofford	3 1
									276 H	Coastal Caro.	1 3
									279 A	Chattanooga	2 3
									279 H	Chattanooga	3 0
									282 A	Citadel	3 0
									291 N	Fla. Atlantic	3 2
									292 N	High Point	3 1
									306 H	Howard	3 1
									309 N	Navy	3 1
									318 H	N.C. Central	3 0
									324 A	N.C. A&T	3 0
									324 H	N.C. A&T	3 0
LAST 10 GAMES											
						71 H	Col. of Charleston	0 3	98 A	Appalachian St.	1 3
						175 A	Elon	2 3	272 A	Wofford	3 1
						62 H	Samford	2 3	64 A	Furman	0 3
						279 H	Chattanooga	3 0	132 H	Ga. Southern	3 2
						223 A	Western Caro.	3 1	196 H	Davidson	3 0

Non-Div. I Games:

UNC Greensboro

Average RPI Win:		241	WON-LOST RECORD		WINNING PCT. RANK		LAST 10 GAMES		STRENGTH OF SCHEDULE		OPP. STRENGTH OF SCHEDULE		TEAM RPI		ADJ RPI		CONF. RPI		ADJ CONF. RPI			
DIV. I ONLY			10- 20		.33333	251	5- 5		132		246	224	.41769	238		25		25				
DIV. I NON-CONF.			2- 15		.11765	304	1- 0		106		183	262	.39093	269		26		26				
TOTALS		RPI 1-25		RPI 26-50		W-L RECORDS		RPI 51-100		RPI 101-150		RPI 150+										
10- 20	0- 1			0- 1			OVERALL	1- 4		0- 3		9- 11										
4- 6	0- 0			0- 0			HOME	1- 0		0- 0		3- 6										
6- 7	0- 0			0- 0			AWAY	0- 3		0- 1		6- 3										
0- 7	0- 1			0- 1			NEUTRAL	0- 1		0- 2		0- 2										
2- 15	0- 1			0- 1			NON-CONFERENCE	0- 3		0- 3		2- 7										
0- 4	0- 0			0- 0			HOME	0- 0		0- 0		0- 4										
2- 5	0- 0			0- 0			AWAY	0- 2		0- 1		2- 2										
0- 6	0- 1			0- 1			NEUTRAL	0- 1		0- 2		0- 1										
8- 5	0- 0			0- 0			CONFERENCE	1- 1		0- 0		7- 4										
4- 2	0- 0			0- 0			HOME	1- 0		0- 0		3- 2										
4- 2	0- 0			0- 0			AWAY	0- 1		0- 0		4- 1										
0- 1	0- 0			0- 0			NEUTRAL	0- 0		0- 0		0- 1										
RPI	S	Opponent		Score		RPI	S	Opponent		Score		RPI	S	Opponent		Score						
11	N	Penn St.		0	3	48	N	Ohio St.		0	3	76	A	Northeastern		0	3	122	N	Towson	1	3
												85	A	Albany (NY)		2	3	126	A	Pittsburgh	1	3
												85	H	Albany (NY)		3	0	140	N	Miami (OH)	1	3
												91	A	Yale		0	3	166	H	Fairfield	1	3
												92	N	Army		2	3	167	N	Valparaiso	0	3
																		185	H	Connecticut	0	3
																		189	A	Harvard	2	3
																		194	A	West Virginia	0	3
																		205	A	UMBC	0	3
																		205	H	UMBC	3	1
																		206	H	Indiana St.	0	3
																		225	A	Stony Brook	3	2
																		225	H	Stony Brook	3	2
																		225	N	Stony Brook	1	3
																		249	A	Binghamton	3	0
																		249	H	Binghamton	1	3
																		260	H	Bryant	1	3
																		270	A	Hartford	3	2
																		270	H	Hartford	3	2
																		277	A	Holy Cross	3	1
																		301	A	Quinnipiac	3	0
																		305	A	Providence	3	1
																		305	H	Providence	2	3
LAST 10 GAMES																						
						225	N	Stony Brook		1	3	305	H	Providence		2	3					
						249	A	Binghamton		3	0	277	A	Holy Cross		3	1					
								85 A Albany (NY)		2	3	270	H	Hartford		3	2					
								225 A Stony Brook		3	2	85	H	Albany (NY)		3	0					
								205 A UMBC		0	3	249	H	Binghamton		1	3					

Non-Div. I Games:

New Hampshire

Average RPI Win: 271 Average RPI Loss: 139		WON-LOST RECORD	WINNING PCT. RANK	LAST 10 GAMES	STRENGTH OF SCHEDULE	OPP. STRENGTH OF SCHEDULE	TEAM RPI	ADJ RPI	CONF. RPI	ADJ CONF. RPI				
DIV. I ONLY		11- 18	.37931 230	5- 5	228	265	251	.41537 239	22	21				
DIV. I NON-CONF.		7- 10	.41176 217	2- 0	202	269	227	.42689 240	23	24				
<hr/>														
TOTALS	RPI 1-25	RPI 26-50		W-L RECORDS	RPI 51-100		RPI 101-150		RPI 150+					
11- 18	0- 0	0- 0		OVERALL	0- 6		0- 5		11- 7					
5- 5	0- 0	0- 0		HOME	0- 1		0- 2		5- 2					
4- 6	0- 0	0- 0		AWAY	0- 3		0- 2		4- 1					
2- 7	0- 0	0- 0		NEUTRAL	0- 2		0- 1		2- 4					
<hr/>														
7- 10	0- 0	0- 0		NON-CONFERENCE	0- 4		0- 0		7- 6					
4- 1	0- 0	0- 0		HOME	0- 0		0- 0		4- 1					
2- 3	0- 0	0- 0		AWAY	0- 2		0- 0		2- 1					
1- 6	0- 0	0- 0		NEUTRAL	0- 2		0- 0		1- 4					
<hr/>														
4- 8	0- 0	0- 0		CONFERENCE	0- 2		0- 5		4- 1					
1- 4	0- 0	0- 0		HOME	0- 1		0- 2		1- 1					
2- 3	0- 0	0- 0		AWAY	0- 1		0- 2		2- 0					
1- 1	0- 0	0- 0		NEUTRAL	0- 0		0- 1		1- 0					
<hr/>														
RPI S	Opponent	Score	RPI S	Opponent	Score	RPI S	Opponent	Score	RPI S	Opponent	Score			
						52 A North Dakota	0	3	106 A Houston Baptist	0	3			
						52 H North Dakota	1	3	106 H Houston Baptist	1	3			
						56 N TCU	0	3	107 A Utah Valley	0	3			
						66 N Arkansas	0	3	107 H Utah Valley	2	3			
						92 A Army	1	3	107 N Utah Valley	0	3			
						96 A Seton Hall	0	3	155 N Princeton	1	3			
						160 N Dartmouth	3	2						
						166 N Fairfield	1	3						
						178 H Lehigh	3	2						
						179 H Hofstra	3	2						
						204 N Boston College	0	3						
						231 N Marist	0	3						
						236 A Rutgers	1	3						
						247 H Fairleigh Dickinson	2	3						
						284 A Tex.-Pan American	3	2						
						284 H Tex.-Pan American	3	0						
						303 H Lafayette	3	0						
						308 H La Salle	3	0						
						317 A Chicago St.	3	2						
						317 H Chicago St.	2	3						
317 N Chicago St.	3	1												
			LAST 10 GAMES											
			107 N Utah Valley	0	3							325 A Saint Peter's	3	0
			317 N Chicago St.	3	1							303 H Lafayette	3	0
			317 H Chicago St.	2	3							52 H North Dakota	1	3
			106 A Houston Baptist	0	3							107 H Utah Valley	2	3
			284 A Tex.-Pan American	3	2							317 A Chicago St.	3	2

Non-Div. I Games:

NJIT

Average RPI Win:	203	WON-LOST RECORD	WINNING PCT. RANK	LAST 10 GAMES	STRENGTH OF SCHEDULE	OPP. STRENGTH OF SCHEDULE	TEAM RPI	ADJ RPI	CONF. RPI	ADJ CONF. RPI		
DIV. I ONLY		8- 18	.30769	267	2- 8	185	165	245	.41531	240	16	15
DIV. I NON-CONF.		6- 6	.5	164	1- 0	166	192	171	.48223	176	16	16

TOTALS	RPI 1-25	RPI 26-50		W-L RECORDS		RPI 51-100		RPI 101-150		RPI 150+		
8- 18	0- 0	0- 0		OVERALL		1- 4		0- 6		7- 8		
2- 6	0- 0	0- 0		HOME		1- 1		0- 3		1- 2		
4- 7	0- 0	0- 0		AWAY		0- 2		0- 2		4- 3		
2- 5	0- 0	0- 0		NEUTRAL		0- 1		0- 1		2- 3		
6- 6	0- 0	0- 0		NON-CONFERENCE		1- 2		0- 1		5- 3		
1- 0	0- 0	0- 0		HOME		1- 0		0- 0		0- 0		
3- 1	0- 0	0- 0		AWAY		0- 1		0- 0		3- 0		
2- 5	0- 0	0- 0		NEUTRAL		0- 1		0- 1		2- 3		
2- 12	0- 0	0- 0		CONFERENCE		0- 2		0- 5		2- 5		
1- 6	0- 0	0- 0		HOME		0- 1		0- 3		1- 2		
1- 6	0- 0	0- 0		AWAY		0- 1		0- 2		1- 3		
0- 0	0- 0	0- 0		NEUTRAL		0- 0		0- 0		0- 0		
RPI	S	Opponent	Score	RPI	S	Opponent	Score	RPI	S	Opponent	Score	
						76 A Northeastern	0 3	105	A	James Madison	0 3	
						79 H Delaware	0 3	105	H	James Madison	0 3	
						98 A Appalachian St.	2 3	122	H	Towson	0 3	
						99 H Villanova	3 2	130	N	IUPUI	2 3	
						100 N San Diego St.	0 3	146	A	VCU	0 3	
								146	H	VCU	0 3	
								179	A	Hofstra	0 3	
								180	N	Kennesaw St.	1 3	
								191	A	Georgia St.	3 0	
								191	H	Georgia St.	2 3	
								205	N	UMBC	0 3	
								207	N	Rhode Island	1 3	
								210	A	Penn	3 1	
								214	A	Kent St.	3 1	
								220	A	George Mason	1 3	
								220	H	George Mason	3 1	
								226	N	Southern Ill.	3 2	
								229	N	Robert Morris	3 0	
								232	A	UNC Wilmington	2 3	
								232	H	UNC Wilmington	1 3	
								235	A	Presbyterian	3 2	
				LAST 10 GAMES								
				146	A	VCU	0 3	105	H	James Madison	0 3	
				232	H	UNC Wilmington	1 3	220	H	George Mason	3 1	
				191	H	Georgia St.	2 3	122	H	Towson	0 3	
				179	A	Hofstra	0 3	79	H	Delaware	0 3	
				76	A	Northeastern	0 3	99	H	Villanova	3 2	

Non-Div. I Games:

William & Mary

Average RPI Win: 239		WON-LOST RECORD	WINNING PCT. RANK		LAST 10 GAMES	STRENGTH OF SCHEDULE	OPP. STRENGTH OF SCHEDULE	TEAM RPI	ADJ RPI		CONF. RPI	ADJ CONF. RPI					
Average RPI Loss: 140																	
DIV. I ONLY		11- 21	.34375	250	4- 6	200	191	241	.4148	241	20	20					
DIV. I NON-CONF.		2- 13	.13333	301	0- 0	136	112	263	.40332	258	18	18					
<hr/>																	
TOTALS		RPI 1-25		RPI 26-50		W-L RECORDS		RPI 51-100		RPI 101-150		RPI 150+					
11- 21		0- 1		0- 1		OVERALL		0- 5		0- 6		11- 8					
7- 8		0- 1		0- 1		HOME		0- 0		0- 4		7- 2					
4- 9		0- 0		0- 0		AWAY		0- 4		0- 0		4- 5					
0- 4		0- 0		0- 0		NEUTRAL		0- 1		0- 2		0- 1					
2- 13		0- 1		0- 1		NON-CONFERENCE		0- 3		0- 5		2- 3					
1- 6		0- 1		0- 1		HOME		0- 0		0- 3		1- 1					
1- 3		0- 0		0- 0		AWAY		0- 2		0- 0		1- 1					
0- 4		0- 0		0- 0		NEUTRAL		0- 1		0- 2		0- 1					
9- 8		0- 0		0- 0		CONFERENCE		0- 2		0- 1		9- 5					
6- 2		0- 0		0- 0		HOME		0- 0		0- 1		6- 1					
3- 6		0- 0		0- 0		AWAY		0- 2		0- 0		3- 4					
0- 0		0- 0		0- 0		NEUTRAL		0- 0		0- 0		0- 0					
RPI	S	Opponent		Score		RPI	S	Opponent		Score		RPI	S	Opponent		Score	
14	H	Northern Ill.		0 3		46	H	Baylor		0 3		56	N	TCU		0 3	
												61	A	Houston		0 3	
												72	A	Texas St.		1 3	
												78	A	UTSA		0 3	
												97	A	SMU		0 3	
												106	H	Houston Baptist		0 3	
												110	H	UTEP		0 3	
												123	N	Belmont		0 3	
												131	H	Mississippi St.		0 3	
												137	H	Sam Houston St.		1 3	
												149	N	Alabama		0 3	
												162	H	North Texas		1 3	
												163	H	Stephen F. Austin		3 1	
												186	A	Central Ark.		1 3	
												186	A	Central Ark.		1 3	
												186	H	Central Ark.		3 1	
												201	A	Texas-Arlington		0 3	
												211	A	Tulane		3 1	
												215	N	South Ala.		0 3	
												221	H	A&M-Corpus Christi		3 1	
												227	A	La.-Lafayette		1 3	
												233	A	Nicholls St.		3 0	
												233	H	Nicholls St.		3 0	
												242	A	Northwestern St.		3 1	
												242	H	Northwestern St.		3 1	
												264	A	McNeese St.		3 1	
												264	H	McNeese St.		2 3	
												311	A	Southeastern La.		1 3	
												311	H	Southeastern La.		3 1	
												322	H	Texas Southern		3 0	
<hr/>																	
LAST 10 GAMES																	
						186	A	Central Ark.		1	3	233	A	Nicholls St.		3	0
						163	H	Stephen F. Austin		3	1	311	A	Southeastern La.		1	3
						137	H	Sam Houston St.		1	3	78	A	UTSA		0	3
						186	H	Central Ark.		3	1	264	H	McNeese St.		2	3
						242	H	Northwestern St.		3	1	186	A	Central Ark.		1	3

Non-Div. I Games:

Lamar

Average RPI Win: 258		WON-LOST	WINNING	LAST 10	STRENGTH OF		OPP. STRENGTH	TEAM	ADJ	CONF.	ADJ CONF.
Average RPI Loss: 150		RECORD	PCT. RANK	GAMES	SCHEDULE		OF SCHEDULE	RPI	RPI	RPI	RPI
DIV. I ONLY		10- 20	.33333	251	4- 6		196	237	250	.41134	242
DIV. I NON-CONF.		4- 8	.33333	246	1- 0		165	239	229	.44356	213
TOTALS		RPI 1-25	RPI 26-50		W-L RECORDS		RPI 51-100		RPI 101-150		RPI 150+
10- 20	0- 0	0- 0		OVERALL		0- 6		0- 5		10- 9	
4- 6	0- 0	0- 0		HOME		0- 2		0- 1		4- 3	
4- 8	0- 0	0- 0		AWAY		0- 1		0- 2		4- 5	
2- 6	0- 0	0- 0		NEUTRAL		0- 3		0- 2		2- 1	
4- 8	0- 0	0- 0		NON-CONFERENCE		0- 2		0- 4		4- 2	
1- 1	0- 0	0- 0		HOME		0- 0		0- 1		1- 0	
1- 2	0- 0	0- 0		AWAY		0- 0		0- 1		1- 1	
2- 5	0- 0	0- 0		NEUTRAL		0- 2		0- 2		2- 1	
6- 12	0- 0	0- 0		CONFERENCE		0- 4		0- 1		6- 7	
3- 5	0- 0	0- 0		HOME		0- 2		0- 0		3- 3	
3- 6	0- 0	0- 0		AWAY		0- 1		0- 1		3- 4	
0- 1	0- 0	0- 0		NEUTRAL		0- 1		0- 0		0- 0	
RPI S	Opponent	Score	RPI S	Opponent	Score	RPI S	Opponent	Score	RPI S	Opponent	Score
						60 N	New Mexico St.	1 3	106 N	Houston Baptist	1 3
						72 A	Texas St.	0 3	113 A	Texas Tech	0 3
						72 H	Texas St.	1 3	119 H	Arkansas St.	0 3
						72 N	Texas St.	1 3	137 A	Sam Houston St.	1 3
						78 H	UTSA	0 3	142 N	UNLV	2 3
						86 N	Morehead St.	0 3	151 A	Southern Miss.	1 3
									163 A	Stephen F. Austin	0 3
									186 A	Central Ark.	3 1
									186 H	Central Ark.	2 3
									201 A	Texas-Arlington	2 3
									217 N	Jackson St.	3 1
									221 H	A&M-Corpus Christi	2 3
									227 N	La.-Lafayette	3 1
									233 A	Nicholls St.	3 1
									233 H	Nicholls St.	3 0
									241 A	Lamar	1 3
									241 H	Lamar	1 3
									264 A	McNeese St.	1 3
									264 H	McNeese St.	3 1
									267 A	Louisiana Tech	3 0
									279 N	Chattanooga	1 3
									311 A	Southeastern La.	3 1
									311 H	Southeastern La.	3 1
									326 H	Alcorn St.	3 0
LAST 10 GAMES											
						72 N	Texas St.	1 3	221 H	A&M-Corpus Christi	2 3
						233 H	Nicholls St.	3 0	78 H	UTSA	0 3
						311 H	Southeastern La.	3 1	201 A	Texas-Arlington	2 3
						264 A	McNeese St.	1 3	267 A	Louisiana Tech	3 0
						241 A	Lamar	1 3	264 H	McNeese St.	3 1

Non-Div. I Games:

Northwestern St.

[illegible]

Non-Div. I Games:

Siena

Average RPI Win:		271	WON-LOST RECORD		WINNING PCT. RANK		LAST 10 GAMES		STRENGTH OF SCHEDULE		OPP. STRENGTH OF SCHEDULE		TEAM RPI		ADJ RPI		CONF. RPI		ADJ CONF. RPI	
DIV. I ONLY			14- 17		.45161 185		4- 6		271		273		244		.41015 244		23		24	
DIV. I NON-CONF.			9- 9		.5 164		2- 1		269		292		228		.42849 238		24		23	
TOTALS		RPI 1-25		RPI 26-50		W-L RECORDS		RPI 51-100		RPI 101-150		RPI 150+								
14- 17		0- 1		0- 0		OVERALL		1- 2		0- 3		13- 11								
5- 8		0- 0		0- 0		HOME		0- 1		0- 1		5- 6								
6- 5		0- 1		0- 0		AWAY		0- 0		0- 1		6- 3								
3- 4		0- 0		0- 0		NEUTRAL		1- 1		0- 1		2- 2								
9- 9		0- 1		0- 0		NON-CONFERENCE		1- 1		0- 2		8- 5								
3- 3		0- 0		0- 0		HOME		0- 0		0- 0		3- 3								
3- 2		0- 1		0- 0		AWAY		0- 0		0- 1		3- 0								
3- 4		0- 0		0- 0		NEUTRAL		1- 1		0- 1		2- 2								
5- 8		0- 0		0- 0		CONFERENCE		0- 1		0- 1		5- 6								
2- 5		0- 0		0- 0		HOME		0- 1		0- 1		2- 3								
3- 3		0- 0		0- 0		AWAY		0- 0		0- 0		3- 3								
0- 0		0- 0		0- 0		NEUTRAL		0- 0		0- 0		0- 0								
RPI	S	Opponent		Score		RPI	S	Opponent		Score		RPI	S	Opponent		Score				
20	A	Florida		0	3							110	N	UTEP		2	3			
												89	H	Lipscomb		1	3			
												90	N	FIU		0	3			
												132	A	Ga. Southern		0	3			
												152	A	Fla. Gulf Coast		2	3			
												152	H	Fla. Gulf Coast		2	3			
												163	N	Stephen F. Austin		1	3			
												168	N	South Dakota St.		1	3			
												169	H	Troy		0	3			
												180	H	Kennesaw St.		1	3			
												197	A	East Tenn. St.		3	1			
												216	A	North Florida		2	3			
												216	H	North Florida		2	3			
												235	H	Presbyterian		2	3			
												258	A	Florida A&M		3	1			
												258	H	Florida A&M		2	3			
												265	A	Mercer		3	0			
												265	H	Mercer		3	2			
												285	A	S.C. Upstate		2	3			
												287	H	South Carolina St.		3	1			
												291	N	Fla. Atlantic		3	0			
												294	A	Stetson		3	2			
												294	H	Stetson		3	0			
												304	N	Montana St.		3	2			
												313	A	Bethune-Cookman		3	2			
												313	H	Bethune-Cookman		3	1			
												327	A	Savannah St.		3	0			
												327	H	Savannah St.		3	0			
LAST 10 GAMES																				
						152	H	Fla. Gulf Coast		2	3	258	H	Florida A&M		2	3			
						294	H	Stetson		3	0	313	H	Bethune-Cookman		3	1			
						327	A	Savannah St.		3	0	216	A	North Florida		2	3			
						216	H	North Florida		2	3	123	H	Belmont		1	3			
						265	A	Mercer		3	0	89	H	Lipscomb		0	3			

Non-Div. I Games:

Jacksonville

[illegible]

Non-Div. I Games:

Manhattan

RPI	S	Opponent	Score	
325	A	Saint Peter's	3	0
325	H	Saint Peter's	3	0

Manhattan

M
a
n
h
a
t
t
a
n

M
a
n
h
a
t
t
a
n

Average RPI Win: 263		WON-LOST	WINNING	LAST 10	STRENGTH OF		OPP. STRENGTH	TEAM	ADJ	CONF.	ADJ CONF.
Average RPI Loss: 134		RECORD	PCT. RANK	GAMES	SCHEDULE		OF SCHEDULE	RPI	RPI	RPI	RPI
DIV. I ONLY		8- 20	.28571	275	2- 8		203	195	261	.40957	246
DIV. I NON-CONF.		3- 9	.25	272	0- 0		161	215	253	.42372	243
TOTALS		RPI 1-25	RPI 26-50		W-L RECORDS		RPI 51-100		RPI 101-150		RPI 150+
8- 20	0- 0	0- 1		OVERALL		0- 6		1- 7		7- 6	
5- 6	0- 0	0- 0		HOME		0- 2		1- 2		4- 2	
1- 10	0- 0	0- 1		AWAY		0- 3		0- 3		1- 3	
2- 4	0- 0	0- 0		NEUTRAL		0- 1		0- 2		2- 1	
3- 9	0- 0	0- 0		NON-CONFERENCE		0- 2		0- 5		3- 2	
2- 1	0- 0	0- 0		HOME		0- 0		0- 1		2- 0	
0- 4	0- 0	0- 0		AWAY		0- 1		0- 2		0- 1	
1- 4	0- 0	0- 0		NEUTRAL		0- 1		0- 2		1- 1	
5- 11	0- 0	0- 1		CONFERENCE		0- 4		1- 2		4- 4	
3- 5	0- 0	0- 0		HOME		0- 2		1- 1		2- 2	
1- 6	0- 0	0- 1		AWAY		0- 2		0- 1		1- 2	
1- 0	0- 0	0- 0		NEUTRAL		0- 0		0- 0		1- 0	
RPI S	Opponent	Score	RPI S	Opponent	Score	RPI S	Opponent	Score	RPI S	Opponent	Score
			36 A Dayton	0	3	70 A Xavier	0	3	111 N Syracuse	1	3
						70 H Xavier	0	3	115 H South Carolina	0	3
						79 A Delaware	0	3	116 H George Washington	0	3
						82 A Saint Louis	0	3	118 N New Mexico	1	3
						82 H Saint Louis	0	3	126 A Pittsburgh	0	3
						99 N Villanova	0	3	133 A Duquesne	0	3
									133 H Duquesne	3	2
									147 A Long Island	1	3
									157 H Charlotte	1	3
									178 N Lehigh	1	3
									207 A Rhode Island	1	3
									207 H Rhode Island	3	0
									210 A Penn	1	3
									225 H Stony Brook	3	2
									273 A Fordham	1	3
									273 H Fordham	1	3
									295 N Morgan St.	3	0
									308 A La Salle	3	1
									308 H La Salle	3	2
									308 N La Salle	3	1
									319 H Rider	3	0
			LAST 10 GAMES								
			70 H Xavier	0	3	308 H La Salle	3	2			
			133 H Duquesne	3	2	157 H Charlotte	1	3			
			207 A Rhode Island	1	3	116 H George Washington	0	3			
			273 A Fordham	1	3	133 A Duquesne	0	3			
			82 H Saint Louis	0	3	82 A Saint Louis	0	3			

Non-Div. I Games:

Temple

Average RPI Win: 295		WON-LOST	WINNING	LAST 10	STRENGTH OF		OPP. STRENGTH	TEAM	ADJ	CONF.	ADJ CONF.
Average RPI Loss: 180		RECORD	PCT. RANK	GAMES	SCHEDULE		OF SCHEDULE	RPI	RPI	RPI	RPI
DIV. I ONLY		17- 13	.56667	127	312		301	253	.40788	247	29
DIV. I NON-CONF.		10- 3	.76923	50	324		319	220	.44107	218	29
TOTALS		RPI 1-25	RPI 26-50		W-L RECORDS		RPI 51-100		RPI 101-150		RPI 150+
17- 13	0- 0	0- 0		OVERALL		0- 3		0- 2		17- 8	
5- 5	0- 0	0- 0		HOME		0- 1		0- 1		5- 3	
9- 5	0- 0	0- 0		AWAY		0- 1		0- 1		9- 3	
3- 3	0- 0	0- 0		NEUTRAL		0- 1		0- 0		3- 2	
10- 3	0- 0	0- 0		NON-CONFERENCE		0- 1		0- 0		10- 2	
2- 0	0- 0	0- 0		HOME		0- 0		0- 0		2- 0	
5- 1	0- 0	0- 0		AWAY		0- 0		0- 0		5- 1	
3- 2	0- 0	0- 0		NEUTRAL		0- 1		0- 0		3- 1	
7- 10	0- 0	0- 0		CONFERENCE		0- 2		0- 2		7- 6	
3- 5	0- 0	0- 0		HOME		0- 1		0- 1		3- 3	
4- 4	0- 0	0- 0		AWAY		0- 1		0- 1		4- 2	
0- 1	0- 0	0- 0		NEUTRAL		0- 0		0- 0		0- 1	
RPI S	Opponent	Score	RPI S	Opponent	Score	RPI S	Opponent	Score	RPI S	Opponent	Score
						76 N	Northeastern	0 3	147 A	Long Island	0 3
						80 A	Sacred Heart	0 3	147 H	Long Island	0 3
						80 H	Sacred Heart	0 3	184 A	Central Conn. St.	0 3
									184 H	Central Conn. St.	1 3
									184 N	Central Conn. St.	0 3
									205 A	UMBC	3 2
									229 A	Robert Morris	1 3
									229 H	Robert Morris	0 3
									239 A	NJIT	3 2
									245 A	Manhattan	0 3
									260 A	Bryant	3 1
									260 H	Bryant	2 3
									277 A	Holy Cross	3 1
									296 A	Saint Francis (PA)	3 0
									296 H	Saint Francis (PA)	3 2
									300 N	Youngstown St.	0 3
									301 A	Quinnipiac	3 0
									301 H	Quinnipiac	3 1
									302 N	Norfolk St.	3 1
									303 A	Lafayette	3 1
									308 A	La Salle	3 2
									319 H	Rider	3 2
									319 N	Rider	3 1
									323 A	St. Francis (NY)	3 2
									323 H	St. Francis (NY)	3 0
									325 H	Saint Peter's	3 0
									325 N	Saint Peter's	3 0
			LAST 10 GAMES								
			260 H	Bryant	2 3	184 H	Central Conn. St.	1 3			
			301 A	Quinnipiac	3 0	147 H	Long Island	0 3			
			147 A	Long Island	0 3	296 H	Saint Francis (PA)	3 2			
			323 A	St. Francis (NY)	3 2	229 H	Robert Morris	0 3			
			80 H	Sacred Heart	0 3	260 A	Bryant	3 1			

Non-Div. I Games:

Fairleigh Dickinson

Average RPI Win:		285	WON-LOST RECORD		WINNING PCT. RANK		LAST 10 GAMES		STRENGTH OF SCHEDULE		OPP. STRENGTH OF SCHEDULE		TEAM RPI		ADJ RPI		CONF. RPI		ADJ CONF. RPI	
DIV. I ONLY			3- 27		.1 320		0- 10		63		150		258		.40653 248		8		9	
DIV. I NON-CONF.			3- 12		.2 284		0- 2		129		203		256		.40919 256		12		12	
TOTALS		RPI 1-25		RPI 26-50		W-L RECORDS		RPI 51-100		RPI 101-150		RPI 150+								
3- 27		0- 2		0- 3		OVERALL		0- 7		0- 8		3- 7								
1- 10		0- 0		0- 1		HOME		0- 3		0- 4		1- 2								
1- 11		0- 1		0- 1		AWAY		0- 4		0- 3		1- 2								
1- 6		0- 1		0- 1		NEUTRAL		0- 0		0- 1		1- 3								
3- 12		0- 2		0- 0		NON-CONFERENCE		0- 1		0- 4		3- 5								
1- 3		0- 0		0- 0		HOME		0- 0		0- 2		1- 1								
1- 4		0- 1		0- 0		AWAY		0- 1		0- 1		1- 1								
1- 5		0- 1		0- 0		NEUTRAL		0- 0		0- 1		1- 3								
0- 15		0- 0		0- 3		CONFERENCE		0- 6		0- 4		0- 2								
0- 7		0- 0		0- 1		HOME		0- 3		0- 2		0- 1								
0- 7		0- 0		0- 1		AWAY		0- 3		0- 2		0- 1								
0- 1		0- 0		0- 1		NEUTRAL		0- 0		0- 0		0- 0								
RPI	S	Opponent		Score		RPI	S	Opponent		Score		RPI	S	Opponent		Score				
6	N	Purdue		0	3	28	A	Colorado St.		0	3	56	A	TCU		0	3			
16	A	Pepperdine		0	3	28	H	Colorado St.		0	3	56	H	TCU		0	3			
						28	N	Colorado St.		0	3	83	A	Wyoming		0	3			
												83	H	Wyoming		0	3			
												95	A	UC Davis		0	3			
												100	A	San Diego St.		0	3			
												100	H	San Diego St.		0	3			
														Utah Valley		0	3			
														Northern Colo.		1	3			
														New Mexico		0	3			
														New Mexico		0	3			
														Cal St. Northridge		0	3			
														Bowling Green		0	3			
														UNLV		0	3			
														UNLV		1	3			
														Denver		2	3			
														Boise St.		0	3			
														Boise St.		0	3			
														Hofstra		0	3			
														Northern Ariz.		0	3			
														St. John's (NY)		0	3			
														Bryant		3	1			
														Seattle		0	3			
														S.C. Upstate		3	1			
														Navy		3	0			
LAST 10 GAMES																				
124	A	Cal St. Northridge		0	3	158	A	Boise St.		0	3									
16	A	Pepperdine		0	3	118	A	New Mexico		0	3									
28	N	Colorado St.		0	3	56	A	TCU		0	3									
100	H	San Diego St.		0	3	28	H	Colorado St.		0	3									
142	H	UNLV		1	3	83	H	Wyoming		0	3									

Non-Div. I Games:

Air Force

Average RPI Win: 266		WON-LOST	WINNING	LAST 10	STRENGTH OF		OPP. STRENGTH	TEAM	ADJ		CONF.	ADJ CONF.	
Average RPI Loss: 164		RECORD	PCT. RANK	GAMES	SCHEDULE		OF SCHEDULE	RPI	RPI		RPI	RPI	
DIV. I ONLY		13- 17	.43333	198	5- 5		267	232	242	.40623	249	25	25
DIV. I NON-CONF.		8- 10	.44444	199	0- 1		256	208	233	.42278	244	26	26
TOTALS		RPI 1-25	RPI 26-50		W-L RECORDS		RPI 51-100		RPI 101-150		RPI 150+		
13- 17	0- 0	0- 2		OVERALL		0- 2		0- 3		13- 10			
4- 5	0- 0	0- 0		HOME		0- 1		0- 2		4- 2			
4- 7	0- 0	0- 1		AWAY		0- 1		0- 0		4- 5			
5- 5	0- 0	0- 1		NEUTRAL		0- 0		0- 1		5- 3			
8- 10	0- 0	0- 2		NON-CONFERENCE		0- 0		0- 3		8- 5			
1- 2	0- 0	0- 0		HOME		0- 0		0- 2		1- 0			
2- 3	0- 0	0- 1		AWAY		0- 0		0- 0		2- 2			
5- 5	0- 0	0- 1		NEUTRAL		0- 0		0- 1		5- 3			
5- 7	0- 0	0- 0		CONFERENCE		0- 2		0- 0		5- 5			
3- 3	0- 0	0- 0		HOME		0- 1		0- 0		3- 2			
2- 4	0- 0	0- 0		AWAY		0- 1		0- 0		2- 3			
0- 0	0- 0	0- 0		NEUTRAL		0- 0		0- 0		0- 0			
RPI	S	Opponent	Score	RPI	S	Opponent	Score	RPI	S	Opponent	Score		
33	A	Missouri	0 3	85	A	Albany (NY)	0 3	111	H	Syracuse	0 3		
42	N	North Dakota St.	0 3	85	H	Albany (NY)	1 3	144	N	Iowa	0 3		
								148	H	Niagara	0 3		
								155	N	Princeton	3 1		
								165	A	Columbia	0 3		
								185	A	Connecticut	0 3		
								192	N	Idaho St.	0 3		
								205	A	UMBC	0 3		
								205	H	UMBC	1 3		
								211	N	Tulane	0 3		
								225	A	Stony Brook	2 3		
								225	H	Stony Brook	3 0		
								236	A	Rutgers	3 1		
								238	A	New Hampshire	3 1		
								238	H	New Hampshire	0 3		
								243	H	Siena	3 0		
								252	N	St. John's (NY)	2 3		
								266	A	Cornell	3 1		
								270	A	Hartford	2 3		
								270	H	Hartford	3 2		
								277	N	Holy Cross	3 1		
								305	A	Providence	3 1		
								305	H	Providence	3 1		
								306	N	Howard	3 2		
								306	N	Howard	3 0		
								323	N	St. Francis (NY)	3 0		
LAST 10 GAMES				LAST 10 GAMES				LAST 10 GAMES					
238	H	New Hampshire	0 3	85	A	Albany (NY)	0 3	305	A	Providence	3 1		
270	H	Hartford	3 2	111	H	Syracuse	0 3	306	N	Howard	3 2		
305	A	Providence	3 1	270	A	Hartford	2 3	306	N	Howard	3 0		
205	H	UMBC	1 3	238	A	New Hampshire	3 1	323	N	St. Francis (NY)	3 0		
225	H	Stony Brook	3 0	305	H	Providence	3 1						

Non-Div. I Games:

Binghamton

Average RPI Win:	279	WON-LOST RECORD	WINNING PCT. RANK	LAST 10 GAMES	STRENGTH OF SCHEDULE	OPP. STRENGTH OF SCHEDULE	TEAM RPI	ADJ RPI	CONF. RPI	ADJ CONF. RPI	
DIV. I ONLY	13- 18	.41935	203	4- 6	240	276	243	.40556	250	28	28
DIV. I NON-CONF.	7- 9	.4375	202	0- 0	175	256	197	.45336	203	27	28

TOTALS	RPI 1-25	RPI 26-50		W-L RECORDS		RPI 51-100		RPI 101-150		RPI 150+	
13- 18	0- 0	0- 1		OVERALL		0- 2		0- 4		13- 11	
5- 4	0- 0	0- 0		HOME		0- 0		0- 2		5- 2	
4- 8	0- 0	0- 1		AWAY		0- 0		0- 2		4- 5	
4- 6	0- 0	0- 0		NEUTRAL		0- 2		0- 0		4- 4	
7- 9	0- 0	0- 1		NON-CONFERENCE		0- 2		0- 1		7- 5	
2- 0	0- 0	0- 0		HOME		0- 0		0- 0		2- 0	
1- 4	0- 0	0- 1		AWAY		0- 0		0- 1		1- 2	
4- 5	0- 0	0- 0		NEUTRAL		0- 2		0- 0		4- 3	
6- 9	0- 0	0- 0		CONFERENCE		0- 0		0- 3		6- 6	
3- 4	0- 0	0- 0		HOME		0- 0		0- 2		3- 2	
3- 4	0- 0	0- 0		AWAY		0- 0		0- 1		3- 3	
0- 1	0- 0	0- 0		NEUTRAL		0- 0		0- 0		0- 1	
RPI	S	Opponent	Score	RPI	S	Opponent	Score	RPI	S	Opponent	Score
43	A	Duke	0 3	58	N	Wisconsin	0 3	112	A	North Carolina St.	0 3
				64	N	Furman	0 3	145	A	Liberty	2 3
								145	H	Liberty	0 3
								150	H	Winthrop	1 3
								152	N	Fla. Gulf Coast	1 3
								157	A	Charlotte	1 3
								175	A	Elon	1 3
								175	N	Elon	0 3
								195	N	Md.-East. Shore	3 2
								203	A	UNC Asheville	1 3
								203	N	UNC Asheville	0 3
								223	N	Western Caro.	0 3
								224	A	Radford	2 3
								224	H	Radford	1 3
								232	H	UNC Wilmington	3 0
								235	H	Presbyterian	3 2
								271	H	Hampton	3 2
								276	A	Coastal Caro.	3 1
								276	H	Coastal Caro.	2 3
								292	A	High Point	3 0
								292	H	High Point	3 2
								293	A	Gardner-Webb	3 2
								295	N	Morgan St.	3 0
								302	N	Norfolk St.	3 0
								307	A	Charleston So.	1 3
								307	H	Charleston So.	3 0
								318	A	N.C. Central	3 0
					</						

Non-Div. I Games:

Campbell

RPI	S	Opponent	Score	
318	N	N.C. Central	3	0

Campbell

C
a
m
p
b
e
l
l

C
a
m
p
b
e
l
l

Average RPI Win: 253		WON-LOST	WINNING	LAST 10	STRENGTH OF		OPP. STRENGTH	TEAM	ADJ	CONF.	ADJ CONF.
Average RPI Loss: 193		RECORD	PCT. RANK	GAMES	SCHEDULE		OF SCHEDULE	RPI	RPI	RPI	RPI
DIV. I ONLY		14- 18	.4375	193	3- 7		243	272	236	.40419	251
DIV. I NON-CONF.		5- 6	.45455	193	0- 0		119	260	175	.48302	175
TOTALS		RPI 1-25	RPI 26-50		W-L RECORDS		RPI 51-100		RPI 101-150		RPI 150+
14- 18	0- 0	0- 0		OVERALL		0- 3		0- 3		14- 12	
7- 3	0- 0	0- 0		HOME		0- 1		0- 0		7- 2	
3- 11	0- 0	0- 0		AWAY		0- 1		0- 2		3- 8	
4- 4	0- 0	0- 0		NEUTRAL		0- 1		0- 1		4- 2	
5- 6	0- 0	0- 0		NON-CONFERENCE		0- 1		0- 3		5- 2	
0- 0	0- 0	0- 0		HOME		0- 0		0- 0		0- 0	
1- 3	0- 0	0- 0		AWAY		0- 0		0- 2		1- 1	
4- 3	0- 0	0- 0		NEUTRAL		0- 1		0- 1		4- 1	
9- 12	0- 0	0- 0		CONFERENCE		0- 2		0- 0		9- 10	
7- 3	0- 0	0- 0		HOME		0- 1		0- 0		7- 2	
2- 8	0- 0	0- 0		AWAY		0- 1		0- 0		2- 7	
0- 1	0- 0	0- 0		NEUTRAL		0- 0		0- 0		0- 1	
RPI S	Opponent	Score	RPI S	Opponent	Score	RPI S	Opponent	Score	RPI S	Opponent	Score
						84 N	UAB	0 3	126 A	Pittsburgh	0 3
						86 A	Morehead St.	0 3	133 A	Duquesne	0 3
						86 H	Morehead St.	1 3	135 N	Bowling Green	2 3
									154 A	South Fla.	3 1
									169 N	Troy	3 2
									180 A	Kennesaw St.	2 3
									182 A	Tennessee St.	1 3
									182 H	Tennessee St.	2 3
									195 N	Md.-East. Shore	3 0
									202 A	UT Martin	0 3
									202 H	UT Martin	3 1
									207 N	Rhode Island	2 3
									257 A	Austin Peay	2 3
									257 H	Austin Peay	3 1
									259 A	Southeast Mo. St.	1 3
									259 H	Southeast Mo. St.	1 3
									259 N	Southeast Mo. St.	1 3
									261 A	Jacksonville St.	0 3
									261 H	Jacksonville St.	3 0
									275 A	Eastern Ill.	3 1
									275 H	Eastern Ill.	3 2
									278 A	SIU Edwardsville	3 1
									278 H	SIU Edwardsville	3 0
						259 N	Southeast Mo. St.	1 3	286 A	Murray St.	0 3
						261 A	Jacksonville St.	0 3	286 H	Murray St.	3 2
						298 A	Tennessee Tech	2 3	298 A	Tennessee Tech	2 3
						259 H	Southeast Mo. St.	1 3	298 H	Tennessee Tech	3 0
						286 H	Murray St.	3 2			
LAST 10 GAMES											
						86 H	Morehead St.	1 3			
						275 H	Eastern Ill.	3 2			
						278 H	SIU Edwardsville	3 0			
						202 A	UT Martin	0 3			
						182 A	Tennessee St.	1 3			

Non-Div. I Games:

Eastern Ky.

RPI	S	Opponent	Score	
306	N	Howard	3	1
313	N	Bethune-Cookman	3	2

Eastern Ky.

E
a
s
t
e
r
n
K
y
.

E
a
s
t
e
r
n
K
y
.

Average RPI Win:	239	WON-LOST RECORD	WINNING PCT. RANK	LAST 10 GAMES	STRENGTH OF SCHEDULE	OPP. STRENGTH OF SCHEDULE	TEAM RPI	ADJ RPI	CONF. RPI	ADJ CONF. RPI		
DIV. I ONLY		10- 21	.32258	257	1- 9	251	139	257	.40361	252	12	12
DIV. I NON-CONF.		9- 8	.52941	161	0- 0	287	187	215	.44449	212	11	11
<hr/>												
TOTALS	RPI 1-25	RPI 26-50		W-L RECORDS		RPI 51-100		RPI 101-150		RPI 150+		
10- 21	0- 1	0- 3		OVERALL		1- 3		1- 6		8- 8		
3- 8	0- 0	0- 1		HOME		0- 2		0- 2		3- 3		
2- 10	0- 1	0- 2		AWAY		1- 1		0- 2		1- 4		
5- 3	0- 0	0- 0		NEUTRAL		0- 0		1- 2		4- 1		
<hr/>												
9- 8	0- 0	0- 1		NON-CONFERENCE		0- 1		1- 3		8- 3		
3- 2	0- 0	0- 0		HOME		0- 1		0- 0		3- 1		
1- 3	0- 0	0- 1		AWAY		0- 0		0- 1		1- 1		
5- 3	0- 0	0- 0		NEUTRAL		0- 0		1- 2		4- 1		
<hr/>												
1- 13	0- 1	0- 2		CONFERENCE		1- 2		0- 3		0- 5		
0- 6	0- 0	0- 1		HOME		0- 1		0- 2		0- 2		
1- 7	0- 1	0- 1		AWAY		1- 1		0- 1		0- 3		
0- 0	0- 0	0- 0		NEUTRAL		0- 0		0- 0		0- 0		
<hr/>												
RPI	S	Opponent	Score	RPI	S	Opponent	Score	RPI	S	Opponent	Score	
19	A	Cincinnati	0 3	37	A	Michigan St.	0 3	57	H	Notre Dame	1 3	
				38	A	Louisville	0 3	76	H	Northeastern	0 3	
				40	H	Marquette	0 3	96	A	Seton Hall	2 3	
								99	A	Villanova	3 0	
										111	H Syracuse	0 3
										114	N Cleveland St.	0 3
										125	A Georgetown	1 3
										126	H Pittsburgh	2 3
										127	N Toledo	3 1
										144	N Iowa	1 3
										147	A Long Island	2 3
										154	A South Fla.	2 3
										155	H Princeton	2 3
										165	A Columbia	1 3
										183	N Colorado	2 3
										185	A Connecticut	1 3
										194	H West Virginia	0 3
										213	H Buffalo	3 1
										236	A Rutgers	2 3
										248	N Air Force	3 0
										249	N Binghamton	3 2
										255	H DePaul	0 3
										268	H Brown	3 2
										269	N Iona	3 1
										273	A Fordham	3 1
										323	H St. Francis (NY)	3 0
										323	N St. Francis (NY)	3 0
				LAST 10 GAMES								
				236	A	Rutgers	2 3	255	H	DePaul	0 3	
				96	A	Seton Hall	2 3	99	A	Villanova	3 0	
				194	H	West Virginia	0 3	125	A	Georgetown	1 3	
				126	H	Pittsburgh	2 3	185	A	Connecticut	1 3	
				57	H	Notre Dame	1 3	154	A	South Fla.	2 3	

Non-Div. I Games:

St. John's (NY)

Average RPI Win: 275		WON-LOST	WINNING	LAST 10	STRENGTH OF		OPP. STRENGTH	TEAM	ADJ	CONF.	ADJ CONF.
Average RPI Loss: 136		RECORD	PCT. RANK	GAMES	SCHEDULE		OF SCHEDULE	RPI	RPI	RPI	RPI
DIV. I ONLY		6- 23	.2069	294	4- 6		137	221	262	.40336	253
DIV. I NON-CONF.		1- 12	.07692	307	0- 1		53	156	250	.43017	235
TOTALS		RPI 1-25	RPI 26-50		W-L RECORDS		RPI 51-100		RPI 101-150		RPI 150+
6- 23	0- 0	0- 3		OVERALL		0- 3		0- 9		6- 8	
2- 9	0- 0	0- 1		HOME		0- 1		0- 3		2- 4	
4- 9	0- 0	0- 2		AWAY		0- 1		0- 3		4- 3	
0- 5	0- 0	0- 0		NEUTRAL		0- 1		0- 3		0- 1	
1- 12	0- 0	0- 1		NON-CONFERENCE		0- 3		0- 7		1- 1	
0- 3	0- 0	0- 0		HOME		0- 1		0- 2		0- 0	
1- 4	0- 0	0- 1		AWAY		0- 1		0- 2		1- 0	
0- 5	0- 0	0- 0		NEUTRAL		0- 1		0- 3		0- 1	
5- 11	0- 0	0- 2		CONFERENCE		0- 0		0- 2		5- 7	
2- 6	0- 0	0- 1		HOME		0- 0		0- 1		2- 4	
3- 5	0- 0	0- 1		AWAY		0- 0		0- 1		3- 3	
0- 0	0- 0	0- 0		NEUTRAL		0- 0		0- 0		0- 0	
RPI S	Opponent	Score	RPI S	Opponent	Score	RPI S	Opponent	Score	RPI S	Opponent	Score
			36 A	Dayton	0 3	70 A	Xavier	0 3	105 N	James Madison	0 3
			50 A	Milwaukee	0 3	74 N	Central Mich.	0 3	114 A	Cleveland St.	0 3
			50 H	Milwaukee	0 3	75 H	IPFW	0 3	114 H	Cleveland St.	0 3
									127 A	Toledo	0 3
									128 A	Oakland	0 3
									128 N	Oakland	1 3
									135 H	Bowling Green	0 3
									140 H	Miami (OH)	1 3
									148 N	Niagara	0 3
									167 A	Valparaiso	0 3
									167 H	Valparaiso	0 3
									177 A	Butler	0 3
									177 H	Butler	1 3
									196 N	Davidson	0 3
									222 A	Green Bay	3 1
									222 H	Green Bay	1 3
									234 A	Ill.-Chicago	0 3
									234 H	Ill.-Chicago	3 0
									292 A	High Point	3 0
									299 A	Loyola Chicago	3 2
									299 H	Loyola Chicago	1 3
									300 A	Youngstown St.	3 1
									300 H	Youngstown St.	3 0
LAST 10 GAMES											
			177 H	Butler	1 3	50 H	Milwaukee	0 3			
			222 A	Green Bay	3 1	36 A	Dayton	0 3			
			299 A	Loyola Chicago	3 2	300 A	Youngstown St.	3 1			
			167 H	Valparaiso	0 3	114 A	Cleveland St.	0 3			
			234 H	Ill.-Chicago	3 0	299 H	Loyola Chicago	1 3			

Non-Div. I Games:

Wright St.

Average RPI Win:	251	WON-LOST RECORD	WINNING PCT. RANK	LAST 10 GAMES	STRENGTH OF SCHEDULE	OPP. STRENGTH OF SCHEDULE	TEAM RPI	ADJ RPI	CONF. RPI	ADJ CONF. RPI		
Average RPI Loss:	143											
DIV. I ONLY		12- 18	.4	215	2- 8	283	201	256	.40241	254	14	14
DIV. I NON-CONF.		9- 3	.75	56	2- 0	325	317	232	.43506	227	14	14
<hr/>												
TOTALS	RPI 1-25	RPI 26-50		W-L RECORDS		RPI 51-100		RPI 101-150		RPI 150+		
12- 18	0- 0	0- 2		OVERALL		0- 4		1- 4		11- 8		
4- 7	0- 0	0- 1		HOME		0- 2		1- 1		3- 3		
3- 11	0- 0	0- 1		AWAY		0- 2		0- 3		3- 5		
5- 0	0- 0	0- 0		NEUTRAL		0- 0		0- 0		5- 0		
9- 3	0- 0	0- 0		NON-CONFERENCE		0- 0		0- 1		9- 2		
2- 0	0- 0	0- 0		HOME		0- 0		0- 0		2- 0		
2- 3	0- 0	0- 0		AWAY		0- 0		0- 1		2- 2		
5- 0	0- 0	0- 0		NEUTRAL		0- 0		0- 0		5- 0		
3- 15	0- 0	0- 2		CONFERENCE		0- 4		1- 3		2- 6		
2- 7	0- 0	0- 1		HOME		0- 2		1- 1		1- 3		
1- 8	0- 0	0- 1		AWAY		0- 2		0- 2		1- 3		
0- 0	0- 0	0- 0		NEUTRAL		0- 0		0- 0		0- 0		
<hr/>												
RPI S	Opponent	Score	RPI S	Opponent	Score	RPI S	Opponent	Score	RPI S	Opponent	Score	
			42 A	North Dakota St.	0 3	75 A	IPFW	0 3	109 A	Illinois St.	1 3	
			42 H	North Dakota St.	0 3	75 H	IPFW	2 3	128 A	Oakland	1 3	
						87 A	Oral Roberts	1 3	128 H	Oakland	3 1	
						87 H	Oral Roberts	0 3	130 A	IUPUI	1 3	
									130 H	IUPUI	0 3	
									168 A	South Dakota St.	0 3	
									168 H	South Dakota St.	3 0	
									174 A	South Dakota	1 3	
									174 H	South Dakota	2 3	
									206 A	Indiana St.	3 0	
									212 A	UMKC	3 1	
									212 H	UMKC	2 3	
									214 N	Kent St.	3 2	
									218 A	Southern Utah	0 3	
									218 H	Southern Utah	2 3	
									234 A	Ill.-Chicago	1 3	
									255 H	DePaul	3 0	
									272 N	Wofford	3 0	
									278 A	SIU Edwardsville	2 3	
									278 N	SIU Edwardsville	3 1	
									317 A	Chicago St.	3 0	
									317 H	Chicago St.	3 0	
									320 N	Ark.-Pine Bluff	3 0	
									327 N	Savannah St.	3 0	
<hr/>												
			LAST 10 GAMES									
			128 A	Oakland	1 3	174 H	South Dakota	2 3				
			75 A	IPFW	0 3	218 A	Southern Utah	0 3				
			130 A	IUPUI	1 3	87 A	Oral Roberts	1 3				
			317 A	Chicago St.	3 0	255 H	DePaul	3 0				
			212 H	UMKC	2 3	42 H	North Dakota St.	0 3				

Non-Div. I Games:

Western Ill.

D
e
P
a
u
l

DePaul					Through Games Of November 26, 2011							
Average RPI Win: 244		WON-LOST RECORD	WINNING PCT. RANK	LAST 10 GAMES	STRENGTH OF SCHEDULE	OPP. STRENGTH OF SCHEDULE	TEAM RPI	ADJ RPI	CONF. RPI	ADJ CONF. RPI		
Average RPI Loss: 119												
DIV. I ONLY		7- 22	.24138 287	3- 7	195	141	263	.40092 255	12	12		
DIV. I NON-CONF.		4- 11	.26667 268	1- 1	223	196	269	.39463 266	11	11		
TOTALS		RPI 1-25	RPI 26-50		W-L RECORDS		RPI 51-100		RPI 101-150		RPI 150+	
7- 22	0- 1	0- 3		OVERALL		0- 6		1- 5		6- 7		
4- 9	0- 1	0- 2		HOME		0- 4		1- 0		3- 2		
1- 9	0- 0	0- 1		AWAY		0- 1		0- 3		1- 4		
2- 4	0- 0	0- 0		NEUTRAL		0- 1		0- 2		2- 1		
4- 11	0- 0	0- 1		NON-CONFERENCE		0- 3		0- 3		4- 4		
2- 3	0- 0	0- 1		HOME		0- 1		0- 0		2- 1		
0- 4	0- 0	0- 0		AWAY		0- 1		0- 1		0- 2		
2- 4	0- 0	0- 0		NEUTRAL		0- 1		0- 2		2- 1		
3- 11	0- 1	0- 2		CONFERENCE		0- 3		1- 2		2- 3		
2- 6	0- 1	0- 1		HOME		0- 3		1- 0		1- 1		
1- 5	0- 0	0- 1		AWAY		0- 0		0- 2		1- 2		
0- 0	0- 0	0- 0		NEUTRAL		0- 0		0- 0		0- 0		
RPI S	Opponent	Score		RPI S	Opponent	Score		RPI S	Opponent	Score		
19 H	Cincinnati	0 3		38 H	Louisville	0 3		57 H	Notre Dame	1 3		
				40 A	Marquette	0 3		75 N	IPFW	2 3		
				47 H	Kansas	0 3		83 A	Wyoming	0 3		
								96 H	Seton Hall	0 3		
								99 H	Villanova	2 3		
								100 H	San Diego St.	0 3		

D
e
P
a
u
l

Non-Div. I Games:

DePaul

Average RPI Win:		254	WON-LOST RECORD		WINNING PCT. RANK		LAST 10 GAMES		STRENGTH OF SCHEDULE		OPP. STRENGTH OF SCHEDULE		TEAM RPI		ADJ RPI		CONF. RPI		ADJ CONF. RPI		
Average RPI Loss:		162																			
DIV. I ONLY			10- 16		.38462 228		1- 8		253		224		254		.4005 256		15		16		
DIV. I NON-CONF.			6- 4		.6 117		0- 0		303		314		231		.43204 232		15		15		
TOTALS		RPI 1-25		RPI 26-50		W-L RECORDS		RPI 51-100		RPI 101-150		RPI 150+									
10- 16		0- 1		0- 1		OVERALL		0- 2		0- 2		10- 10									
6- 6		0- 1		0- 1		HOME		0- 1		0- 1		6- 2									
1- 9		0- 0		0- 0		AWAY		0- 0		0- 1		1- 8									
3- 1		0- 0		0- 0		NEUTRAL		0- 1		0- 0		3- 0									
6- 4		0- 0		0- 0		NON-CONFERENCE		0- 1		0- 0		6- 3									
3- 0		0- 0		0- 0		HOME		0- 0		0- 0		3- 0									
0- 3		0- 0		0- 0		AWAY		0- 0		0- 0		0- 3									
3- 1		0- 0		0- 0		NEUTRAL		0- 1		0- 0		3- 0									
4- 12		0- 1		0- 1		CONFERENCE		0- 1		0- 2		4- 7									
3- 6		0- 1		0- 1		HOME		0- 1		0- 1		3- 2									
1- 6		0- 0		0- 0		AWAY		0- 0		0- 1		1- 5									
0- 0		0- 0		0- 0		NEUTRAL		0- 0		0- 0		0- 0									
RPI	S	Opponent		Score		RPI	S	Opponent		Score		RPI	S	Opponent		Score					
21	H	Western Ky.		0 3		45	H	Middle Tenn.		0 3		87	N	Oral Roberts		0 3		119	A	Arkansas St.	1 3
												90	H	FIU		0 3		119	H	Arkansas St.	0 3
																		153	A	Denver	0 3
																		153	H	Denver	2 3
																		162	A	North Texas	2 3
																		162	H	North Texas	3 2
																		163	H	Stephen F. Austin	3 2
																		169	A	Troy	0 3
																		215	A	South Ala.	1 3
																		227	A	La.-Lafayette	3 1
																		227	H	La.-Lafayette	3 2
																		228	A	UALR	2 3
																		228	H	UALR	0 3
																		233	A	Nicholls St.	2 3
																		264	A	McNeese St.	1 3
																		264	H	McNeese St.	3 2
																		281	N	Alabama A&M	3 2
																		291	H	Fla. Atlantic	3 1
																		297	N	Prairie View	3 1
																		311	A	Southeastern La.	1 3
																		314	H	Grambling	3 0
																		314	N	Grambling	3 1
LAST 10 GAMES																					
						119	H	Arkansas St.		0 3		228	A	UALR		2 3					
						228	H	UALR		0 3		21	H	Western Ky.		0 3					
						291	H	Fla. Atlantic		3 1		45	H	Middle Tenn.		0 3					
						90	H	FIU		0 3		153	A	Denver		0 3					
						119	A	Arkansas St.		1 3		162	A	North Texas		2 3					

Non-Div. I Games:

La.-Monroe

Average RPI Win: 259		WON-LOST	WINNING	LAST 10	STRENGTH OF		OPP. STRENGTH	TEAM	ADJ	CONF.	ADJ CONF.
Average RPI Loss: 170		RECORD	PCT. RANK	GAMES	SCHEDULE		OF SCHEDULE	RPI	RPI	RPI	RPI
DIV. I ONLY		11- 20	.35484	240	5- 5		218	229	252	.39778	257
DIV. I NON-CONF.		2- 9	.18182	290	0- 0		99	120	237	.43303	230
TOTALS		RPI 1-25	RPI 26-50		W-L RECORDS		RPI 51-100		RPI 101-150		RPI 150+
11- 20	0- 0	0- 1		OVERALL		0- 6		0- 2		11- 11	
5- 5	0- 0	0- 0		HOME		0- 1		0- 0		5- 4	
4- 9	0- 0	0- 0		AWAY		0- 2		0- 1		4- 6	
2- 6	0- 0	0- 1		NEUTRAL		0- 3		0- 1		2- 1	
2- 9	0- 0	0- 1		NON-CONFERENCE		0- 4		0- 2		2- 2	
0- 0	0- 0	0- 0		HOME		0- 0		0- 0		0- 0	
0- 3	0- 0	0- 0		AWAY		0- 1		0- 1		0- 1	
2- 6	0- 0	0- 1		NEUTRAL		0- 3		0- 1		2- 1	
9- 11	0- 0	0- 0		CONFERENCE		0- 2		0- 0		9- 9	
5- 5	0- 0	0- 0		HOME		0- 1		0- 0		5- 4	
4- 6	0- 0	0- 0		AWAY		0- 1		0- 0		4- 5	
0- 0	0- 0	0- 0		NEUTRAL		0- 0		0- 0		0- 0	
RPI S	Opponent	Score	RPI S	Opponent	Score	RPI S	Opponent	Score	RPI S	Opponent	Score
			33 N	Missouri	0 3	72 N	Texas St.	1 3	117 N	Auburn	1 3
						74 N	Central Mich.	1 3	149 A	Alabama	1 3
						86 A	Morehead St.	1 3	175 N	Elon	1 3
						86 H	Morehead St.	1 3	177 A	Butler	0 3
						89 A	Lipscomb	0 3	182 A	Tennessee St.	1 3
						90 N	FIU	0 3	182 H	Tennessee St.	3 0
									197 N	East Tenn. St.	3 1
									202 A	UT Martin	3 2
									202 H	UT Martin	1 3
									251 A	Eastern Ky.	1 3
									251 H	Eastern Ky.	3 2
									259 A	Southeast Mo. St.	1 3
									259 H	Southeast Mo. St.	2 3
									261 A	Jacksonville St.	1 3
									261 H	Jacksonville St.	3 1
									275 A	Eastern Ill.	3 0
									275 H	Eastern Ill.	1 3
									278 A	SIU Edwardsville	2 3
									278 H	SIU Edwardsville	2 3
									286 A	Murray St.	3 0
									286 H	Murray St.	3 0
									298 A	Tennessee Tech	3 0
									298 H	Tennessee Tech	3 1
									310 N	Alabama St.	3 0
LAST 10 GAMES											
			286 A	Murray St.	3 0	298 H	Tennessee Tech	3 1			
			259 A	Southeast Mo. St.	1 3	86 H	Morehead St.	1 3			
			202 A	UT Martin	3 2	275 A	Eastern Ill.	3 0			
			182 A	Tennessee St.	1 3	278 A	SIU Edwardsville	2 3			
			261 H	Jacksonville St.	3 1	202 H	UT Martin	1 3			

Non-Div. I Games:

Austin Peay

Average RPI Win:		306	WON-LOST RECORD		WINNING PCT. RANK	LAST 10 GAMES		STRENGTH OF SCHEDULE		OPP. STRENGTH OF SCHEDULE	TEAM RPI	ADJ RPI	CONF. RPI	ADJ CONF. RPI
Average RPI Loss:		153												
DIV. I ONLY			13- 14		.48148	170		8- 2		306	299	264	.39768	258
DIV. I NON-CONF.			2- 12		.14286	300		1- 1		171	119	274	.3854	275
TOTALS		RPI 1-25		RPI 26-50		W-L RECORDS		RPI 51-100		RPI 101-150		RPI 150+		
13- 14	0- 1	0- 2		OVERALL		0- 1		0- 3		13- 7				
6- 1	0- 0	0- 0		HOME		0- 0		0- 0		6- 1				
5- 7	0- 1	0- 0		AWAY		0- 1		0- 1		5- 4				
2- 6	0- 0	0- 2		NEUTRAL		0- 0		0- 2		2- 2				
2- 12	0- 1	0- 2		NON-CONFERENCE		0- 1		0- 3		2- 5				
1- 1	0- 0	0- 0		HOME		0- 0		0- 0		1- 1				
1- 6	0- 1	0- 0		AWAY		0- 1		0- 1		1- 3				
0- 5	0- 0	0- 2		NEUTRAL		0- 0		0- 2		0- 1				
11- 2	0- 0	0- 0		CONFERENCE		0- 0		0- 0		11- 2				
5- 0	0- 0	0- 0		HOME		0- 0		0- 0		5- 0				
4- 1	0- 0	0- 0		AWAY		0- 0		0- 0		4- 1				
2- 1	0- 0	0- 0		NEUTRAL		0- 0		0- 0		2- 1				
RPI S	Opponent	Score		RPI S	Opponent	Score		RPI S	Opponent	Score		RPI S	Opponent	Score
22 A	Miami (FL)	0	3	27 N	Oklahoma	0	3	90 A	FIU	0	3	117 N	Auburn	0 3
				47 N	Kansas	0	3					121 A	Georgia	0 3
												145 N	Liberty	0 3
												154 A	South Fla.	1 3
												195 N	Md.-East. Shore	2 3
												216 A	North Florida	1 3
												216 N	North Florida	1 3
												244 A	Jacksonville	3 2
												244 H	Jacksonville	1 3
												265 A	Mercer	1 3
												265 H	Mercer	3 2
												287 A	South Carolina St.	1 3
												287 H	South Carolina St.	3 0
												306 N	Howard	3 0
												313 A	Bethune-Cookman	3 1
												313 H	Bethune-Cookman	3 0
												313 N	Bethune-Cookman	3 0
												318 A	N.C. Central	3 1
												318 H	N.C. Central	3 0
												324 A	N.C. A&T	3 0
												324 H	N.C. A&T	3 0
												327 A	Savannah St.	3 0
												327 H	Savannah St.	3 0
LAST 10 GAMES				154 A	South Fla.	1	3	318 A	N.C. Central	3	1			
				195 N	Md.-East. Shore	2	3	324 A	N.C. A&T	3	0			
				313 N	Bethune-Cookman	3	0	327 H	Savannah St.	3	0			
				306 N	Howard	3	0	287 H	South Carolina St.	3	0			
				313 H	Bethune-Cookman	3	0	244 A	Jacksonville	3	2			

Non-Div. I Games:

Florida A&M

Average RPI Win:	263	WON-LOST RECORD	WINNING PCT. RANK	LAST 10 GAMES		STRENGTH OF SCHEDULE	OPP. STRENGTH OF SCHEDULE	TEAM RPI	ADJ RPI	CONF. RPI	ADJ CONF. RPI	
Average RPI Loss:	184											
DIV. I ONLY		14- 19	.42424	201	4- 6	266	252	247	.39711	259	27	27
DIV. I NON-CONF.		2- 9	.18182	290	0- 0	259	182	298	.36023	295	25	25
<hr/>												
TOTALS	RPI 1-25	RPI 26-50		W-L RECORDS		RPI 51-100		RPI 101-150		RPI 150+		
14- 19	0- 0	0- 1		OVERALL		0- 3		0- 3		14- 12		
7- 3	0- 0	0- 0		HOME		0- 1		0- 0		7- 2		
4- 12	0- 0	0- 0		AWAY		0- 2		0- 3		4- 7		
3- 4	0- 0	0- 1		NEUTRAL		0- 0		0- 0		3- 3		
<hr/>												
2- 9	0- 0	0- 1		NON-CONFERENCE		0- 0		0- 3		2- 5		
0- 0	0- 0	0- 0		HOME		0- 0		0- 0		0- 0		
0- 5	0- 0	0- 0		AWAY		0- 0		0- 3		0- 2		
2- 4	0- 0	0- 1		NEUTRAL		0- 0		0- 0		2- 3		
<hr/>												
12- 10	0- 0	0- 0		CONFERENCE		0- 3		0- 0		12- 7		
7- 3	0- 0	0- 0		HOME		0- 1		0- 0		7- 2		
4- 7	0- 0	0- 0		AWAY		0- 2		0- 0		4- 5		
1- 0	0- 0	0- 0		NEUTRAL		0- 0		0- 0		1- 0		
<hr/>												
RPI	S	Opponent	Score	RPI	S	Opponent	Score	RPI	S	Opponent	Score	
				49	N	Arizona	0 3	86	A	Morehead St.	2 3	
								86	A	Morehead St.	0 3	
								86	H	Morehead St.	1 3	
								119	A	Arkansas St.	0 3	
								139	A	Memphis	1 3	
								143	A	Indiana	0 3	
								181	A	Evansville	2 3	
								182	A	Tennessee St.	2 3	
								182	H	Tennessee St.	2 3	
								191	N	Georgia St.	0 3	
								202	A	UT Martin	1 3	
								202	H	UT Martin	3 1	
								213	N	Buffalo	3 1	
								228	A	UALR	0 3	
								234	N	Ill.-Chicago	2 3	
								251	A	Eastern Ky.	3 1	
								251	H	Eastern Ky.	3 1	
								251	N	Eastern Ky.	3 1	
								257	A	Austin Peay	3 2	
								257	H	Austin Peay	3 1	
								261	A	Jacksonville St.	2 3	
								261	H	Jacksonville St.	3 1	
								275	A	Eastern Ill.	3 0	
								275	H	Eastern Ill.	3 1	
				LAST 10 GAMES				278	A	SIU Edwardsville	0 3	
				86	A	Morehead St.	0 3	251	A	Eastern Ky.	3 1	
				251	N	Eastern Ky.	3 1	86	A	Morehead St.	2 3	
				182	H	Tennessee St.	2 3	202	H	UT Martin	3 1	
				257	H	Austin Peay	3 1	286	A	Murray St.	0 3	
				278	H	SIU Edwardsville	1 3	286	H	Murray St.	3 2	
								261	A	Jacksonville St.	2 3	
								298	A	Tennessee Tech	3 1	

Non-Div. I Games:

Southeast Mo. St.

RPI	S	Opponent	Score	
298	H	Tennessee Tech	3	1
300	N	Youngstown St.	3	2

Southeast Mo. St.
S
t
.

S
o
u
t
h
e
a
s
t
M
o
.
S
t
.

Average RPI Win: 255		WON-LOST RECORD	WINNING PCT. RANK	LAST 10 GAMES	STRENGTH OF SCHEDULE	OPP. STRENGTH OF SCHEDULE	TEAM RPI	ADJ RPI	CONF. RPI	ADJ CONF. RPI		
Average RPI Loss: 195												
DIV. I ONLY		14- 18	.4375 193	5- 5	263	271	246	.39709 260	29	29		
DIV. I NON-CONF.		6- 10	.375 230	0- 1	234	238	251	.39999 262	29	29		
<hr/>												
TOTALS		RPI 1-25	RPI 26-50		W-L RECORDS		RPI 51-100		RPI 101-150		RPI 150+	
14- 18		0- 1	0- 0		OVERALL		0- 3		0- 2		14- 12	
6- 7		0- 0	0- 0		HOME		0- 1		0- 1		6- 5	
6- 7		0- 0	0- 0		AWAY		0- 2		0- 1		6- 4	
2- 4		0- 1	0- 0		NEUTRAL		0- 0		0- 0		2- 3	
6- 10		0- 1	0- 0		NON-CONFERENCE		0- 1		0- 0		6- 8	
2- 3		0- 0	0- 0		HOME		0- 0		0- 0		2- 3	
2- 3		0- 0	0- 0		AWAY		0- 1		0- 0		2- 2	
2- 4		0- 1	0- 0		NEUTRAL		0- 0		0- 0		2- 3	
8- 8		0- 0	0- 0		CONFERENCE		0- 2		0- 2		8- 4	
4- 4		0- 0	0- 0		HOME		0- 1		0- 1		4- 2	
4- 4		0- 0	0- 0		AWAY		0- 1		0- 1		4- 2	
0- 0		0- 0	0- 0		NEUTRAL		0- 0		0- 0		0- 0	
RPI S	Opponent	Score		RPI S	Opponent	Score		RPI S	Opponent	Score		
6 N	Purdue	0 3				80 A	Sacred Heart 2 3	147 A	Long Island	0 3		
						80 H	Sacred Heart 1 3	147 H	Long Island	0 3		
						92 A	Army 1 3	153 A	Denver	3 2		
								184 A	Central Conn. St.	1 3		
								184 H	Central Conn. St.	3 1		
								189 H	Harvard	1 3		
								195 H	Md.-East. Shore	1 3		
								195 N	Md.-East. Shore	2 3		
								212 N	UMKC	3 2		
								229 A	Robert Morris	3 2		
								229 H	Robert Morris	3 2		
								238 A	New Hampshire	3 1		
								247 A	Fairleigh Dickinson	3 2		
								247 H	Fairleigh Dickinson	1 3		
								248 N	Air Force	1 3		
								268 A	Brown	0 3		
								270 H	Hartford	2 3		
								270 N	Hartford	2 3		
								273 N	Fordham	3 0		
								277 H	Holy Cross	3 2		
								277 H	Holy Cross	3 0		
								296 A	Saint Francis (PA)	2 3		
								296 H	Saint Francis (PA)	2 3		
								301 A	Quinnipiac	3 0		
								301 H	Quinnipiac	3 0		
								305 A	Providence	1 3		
								247 H	Fairleigh Dickinson	1 3		
								147 H	Long Island	0 3		
				LAST 10 GAMES								
				247 A	Fairleigh Dickinson	3 2	184 H	Central Conn. St.	3 1	296 H	Saint Francis (PA)	2 3
				147 A	Long Island	0 3	323 A	St. Francis (NY)	3 1	301 A	Quinnipiac	3 0
				296 H	Saint Francis (PA)	2 3	305 A	Providence	1 3	301 H	Quinnipiac	3 0
				229 H	Robert Morris	3 2	247 H	Fairleigh Dickinson	1 3	305 A	Providence	1 3
				301 A	Quinnipiac	3 0	147 H	Long Island	0 3	323 A	St. Francis (NY)	3 1

Non-Div. I Games:

Bryant

Bryant

Average RPI Win:		267	WON-LOST RECORD		WINNING PCT. RANK		LAST 10 GAMES		STRENGTH OF SCHEDULE		OPP. STRENGTH OF SCHEDULE		TEAM RPI		ADJ RPI		CONF. RPI		ADJ CONF. RPI	
DIV. I ONLY			11- 20		.35484 240		5- 5		205		245		248		.39667 261		27		27	
DIV. I NON-CONF.			2- 8		.2 284		0- 0		73		126		216		.44504 211		25		25	
TOTALS		RPI 1-25		RPI 26-50		W-L RECORDS		RPI 51-100		RPI 101-150		RPI 150+								
11- 20		0- 2		0- 1		OVERALL		0- 4		0- 0		11- 13								
5- 5		0- 0		0- 0		HOME		0- 1		0- 0		5- 4								
4- 10		0- 1		0- 0		AWAY		0- 2		0- 0		4- 7								
2- 5		0- 1		0- 1		NEUTRAL		0- 1		0- 0		2- 2								
2- 8		0- 2		0- 1		NON-CONFERENCE		0- 2		0- 0		2- 3								
0- 0		0- 0		0- 0		HOME		0- 0		0- 0		0- 0								
0- 4		0- 1		0- 0		AWAY		0- 1		0- 0		0- 2								
2- 4		0- 1		0- 1		NEUTRAL		0- 1		0- 0		2- 1								
9- 12		0- 0		0- 0		CONFERENCE		0- 2		0- 0		9- 10								
5- 5		0- 0		0- 0		HOME		0- 1		0- 0		5- 4								
4- 6		0- 0		0- 0		AWAY		0- 1		0- 0		4- 5								
0- 1		0- 0		0- 0		NEUTRAL		0- 0		0- 0		0- 1								
RPI	S	Opponent		Score		RPI	S	Opponent		Score		RPI	S	Opponent		Score				
6	A	Purdue		0	3	34	N	Ball St.		1	3	182	A	Tennessee St.		3	1			
22	N	Miami (FL)		0	3							71	N	Col. of Charleston		0	3			
												86	A	Morehead St.		0	3			
												86	H	Morehead St.		1	3			
														189 A Harvard		0	3			
														191 A Georgia St.		1	3			
														202 A UT Martin		2	3			
														202 H UT Martin		1	3			
														202 N UT Martin		2	3			
														223 N Western Caro.		3	0			
														227 N La.-Lafayette		2	3			
														251 A Eastern Ky.		0	3			
														251 H Eastern Ky.		3	0			
														257 A Austin Peay		1	3			
														257 H Austin Peay		3	1			
														259 A Southeast Mo. St.		1	3			
														259 H Southeast Mo. St.		3	2			
														275 A Eastern Ill.		3	2			
														275 H Eastern Ill.		2	3			
														278 A SIU Edwardsville		2	3			
														278 H SIU Edwardsville		2	3			
														286 A Murray St.		3	2			
														286 H Murray St.		3	1			
														298 A Tennessee Tech		3	2			
														298 H Tennessee Tech		3	0			
														326 N Alcorn St.		3	0			
LAST 10 GAMES																				
202 N UT Martin						2	3	257 A Austin Peay						1	3					
251 H Eastern Ky.						3	0	182 A Tennessee St.						3	1					
86 H Morehead St.						1	3	259 H Southeast Mo. St.						3	2					
275 A Eastern Ill.						3	2	286 H Murray St.						3	1					
278 A SIU Edwardsville						2	3	278 H SIU Edwardsville						2	3					

Non-Div. I Games:

Jacksonville St.

Average RPI Win:	283	WON-LOST	WINNING	LAST 10	STRENGTH OF	OPP. STRENGTH	TEAM	ADJ	CONF.	ADJ CONF.	
Average RPI Loss:	194	RECORD	PCT. RANK	GAMES	SCHEDULE	OF SCHEDULE	RPI	RPI	RPI	RPI	
DIV. I ONLY	15- 15	.5	152	6- 4	300	289	255	.39666	262	30	30
DIV. I NON-CONF.	5- 6	.45455	193	0- 0	316	245	268	.3933	268	30	30
<hr/>											
TOTALS	RPI 1-25	RPI 26-50		W-L RECORDS		RPI 51-100		RPI 101-150		RPI 150+	
15- 15	0- 0	0- 1		OVERALL		0- 0		0- 4		15- 10	
6- 5	0- 0	0- 0		HOME		0- 0		0- 1		6- 4	
6- 6	0- 0	0- 0		AWAY		0- 0		0- 2		6- 4	
3- 4	0- 0	0- 1		NEUTRAL		0- 0		0- 1		3- 2	
<hr/>											
5- 6	0- 0	0- 1		NON-CONFERENCE		0- 0		0- 1		5- 4	
1- 1	0- 0	0- 0		HOME		0- 0		0- 0		1- 1	
1- 2	0- 0	0- 0		AWAY		0- 0		0- 1		1- 1	
3- 3	0- 0	0- 1		NEUTRAL		0- 0		0- 0		3- 2	
<hr/>											
10- 9	0- 0	0- 0		CONFERENCE		0- 0		0- 3		10- 6	
5- 4	0- 0	0- 0		HOME		0- 0		0- 1		5- 3	
5- 4	0- 0	0- 0		AWAY		0- 0		0- 1		5- 3	
0- 1	0- 0	0- 0		NEUTRAL		0- 0		0- 1		0- 0	
<hr/>											
RPI	S	Opponent	Score	RPI	S	Opponent	Score	RPI	S	Opponent	Score
				37	N	Michigan St.	0 3	135	A	Bowling Green	0 3
								148	A	Niagara	1 3
								148	H	Niagara	0 3
								148	N	Niagara	0 3
								166	A	Fairfield	2 3
								166	H	Fairfield	2 3
								213	H	Buffalo	3 1
								214	H	Kent St.	2 3
								219	N	Bradley	0 3
								230	A	Akron	1 3
								231	A	Marist	0 3
								231	H	Marist	3 0
								243	A	Siena	3 2
								243	H	Siena	3 0
								245	A	Manhattan	3 0
								245	H	Manhattan	2 3
								269	A	Iona	1 3
								269	H	Iona	0 3
								278	N	SIU Edwardsville	1 3
								290	A	Loyola Maryland	3 0
								290	H	Loyola Maryland	3 0
				LAST 10 GAMES				295	N	Morgan St.	3 1
				148	N	Niagara	0 3	325	A	Saint Peter's	3 0
				319	A	Rider	3 0	245	A	Manhattan	3 0
				290	A	Loyola Maryland	3 0	166	H	Fairfield	2 3
				243	H	Siena	3 0	269	H	Iona	0 3
				231	H	Marist	3 0	148	H	Niagara	0 3
								319	H	Rider	3 1

Non-Div. I Games:

Canisius

RPI	S	Opponent	Score	
325	A	Saint Peter's	3	0
325	H	Saint Peter's	3	0

Canisius

C
a
n
i
s
i
u
s

C
a
n
i
s
i
u
s

Average RPI Win:		245	WON-LOST RECORD		WINNING PCT. RANK		LAST 10 GAMES		STRENGTH OF SCHEDULE		OPP. STRENGTH OF SCHEDULE		TEAM RPI		ADJ RPI		CONF. RPI		ADJ CONF. RPI				
Average RPI Loss:		116																					
DIV. I ONLY			5- 21		.19231 301		2- 8		172		115		267		.39556 263		13		13				
DIV. I NON-CONF.			3- 9		.25 272		1- 0		218		89		260		.40081 261		13		13				
TOTALS		RPI 1-25		RPI 26-50		W-L RECORDS		RPI 51-100		RPI 101-150		RPI 150+											
5- 21		0- 3		0- 1		OVERALL		0- 3		0- 5		5- 9											
2- 7		0- 1		0- 0		HOME		0- 1		0- 3		2- 2											
2- 8		0- 1		0- 1		AWAY		0- 2		0- 2		2- 2											
1- 6		0- 1		0- 0		NEUTRAL		0- 0		0- 0		1- 5											
3- 9		0- 1		0- 1		NON-CONFERENCE		0- 1		0- 1		3- 5											
1- 1		0- 0		0- 0		HOME		0- 0		0- 1		1- 0											
1- 2		0- 0		0- 1		AWAY		0- 1		0- 0		1- 0											
1- 6		0- 1		0- 0		NEUTRAL		0- 0		0- 0		1- 5											
2- 12		0- 2		0- 0		CONFERENCE		0- 2		0- 4		2- 4											
1- 6		0- 1		0- 0		HOME		0- 1		0- 2		1- 2											
1- 6		0- 1		0- 0		AWAY		0- 1		0- 2		1- 2											
0- 0		0- 0		0- 0		NEUTRAL		0- 0		0- 0		0- 0											
RPI	S	Opponent		Score		RPI	S	Opponent		Score		RPI	S	Opponent		Score							
7	A	Hawaii		0 3		29	A	California		0 3		102	A	Idaho		1 3							
7	H	Hawaii		0 3								102	H	Idaho		1 3							
17	N	Texas A&M		0 3								134	A	Fresno St.		1 3							
												134	H	Fresno St.		2 3							
												142	H	UNLV		0 3							
												156	N	Washington St.		0 3							
												159	N	Sacramento St.		1 3							
												161	N	UC Irvine		1 3							
												170	A	San Jose St.		0 3							
												170	H	San Jose St.		0 3							
												173	A	Utah St.		0 3							
												173	H	Utah St.		1 3							
												177	N	Butler		0 3							
												201	N	Texas-Arlington		3 1							
												209	A	Portland		3 2							
												209	N	Portland		2 3							
												267	A	Louisiana Tech		3 0							
												267	H	Louisiana Tech		3 0							
												283	H	Seattle		3 0							
LAST 10 GAMES																							
102 H Idaho						1 3						170 H San Jose St.						0 3					
173 H Utah St.						1 3						134 A Fresno St.						1 3					
60 A New Mexico St.						0 3						283 H Seattle						3 0					
267 A Louisiana Tech						3 0						173 A Utah St.						0 3					
7 H Hawaii						0 3						102 A Idaho						1 3					

Average RPI Win:		271	WON-LOST RECORD		WINNING PCT. RANK		LAST 10 GAMES		STRENGTH OF SCHEDULE		OPP. STRENGTH OF SCHEDULE		TEAM RPI		ADJ RPI		CONF. RPI		ADJ CONF. RPI				
Average RPI Loss:		147																					
DIV. I ONLY			10- 20		.33333 251		4- 6		242		217		259		.39046 264		20		20				
DIV. I NON-CONF.			5- 9		.35714 241		0- 0		182		188		222		.44179 216		18		18				
TOTALS		RPI 1-25		RPI 26-50		W-L RECORDS		RPI 51-100		RPI 101-150		RPI 150+											
10- 20		0- 0		0- 2		OVERALL		0- 6		0- 2		10- 10											
5- 6		0- 0		0- 0		HOME		0- 2		0- 1		5- 3											
4- 10		0- 0		0- 1		AWAY		0- 3		0- 0		4- 6											
1- 4		0- 0		0- 1		NEUTRAL		0- 1		0- 1		1- 1											
5- 9		0- 0		0- 2		NON-CONFERENCE		0- 4		0- 1		5- 2											
2- 1		0- 0		0- 0		HOME		0- 1		0- 0		2- 0											
2- 4		0- 0		0- 1		AWAY		0- 2		0- 0		2- 1											
1- 4		0- 0		0- 1		NEUTRAL		0- 1		0- 1		1- 1											
5- 11		0- 0		0- 0		CONFERENCE		0- 2		0- 1		5- 8											
3- 5		0- 0		0- 0		HOME		0- 1		0- 1		3- 3											
2- 6		0- 0		0- 0		AWAY		0- 1		0- 0		2- 5											
0- 0		0- 0		0- 0		NEUTRAL		0- 0		0- 0		0- 0											
RPI	S	Opponent		Score		RPI	S	Opponent		Score		RPI	S	Opponent		Score							
						28	N	Colorado St.		0	3	66	A	Arkansas		0	3	108	N	Northern Colo.		0	3
						46	A	Baylor		0	3	69	A	Creighton		0	3	137	H	Sam Houston St.		0	3
												72	A	Texas St.		1	3	163	H	Stephen F. Austin		2	3
												78	H	UTSA		0	3	186	A	Central Ark.		2	3
												84	N	UAB		1	3	186	H	Central Ark.		3	1
												87	H	Oral Roberts		2	3	193	N	Drake		2	3
																		201	A	Texas-Arlington		2	3
																		221	A	A&M-Corpus Christi		2	3
																		233	A	Nicholls St.		0	3
																		233	H	Nicholls St.		2	3
																		241	A	Lamar		3	2
																		241	H	Lamar		1	3
																		242	A	Northwestern St.		1	3
																		242	H	Northwestern St.		3	1
																		256	A	La.-Monroe		2	3
																		256	H	La.-Monroe		3	1
																		267	A	Louisiana Tech		3	1
																		284	N	Tex.-Pan American		3	0
																		297	H	Prairie View		3	1
																		311	A	Southeastern La.		3	0
																		311	H	Southeastern La.		3	0
																		314	A	Grambling		3	0
LAST 10 GAMES																							
						137	H	Sam Houston St.		0	3	233	A	Nicholls St.		0	3						
						163	H	Stephen F. Austin		2	3	221	A	A&M-Corpus Christi		2	3						
						242	H	Northwestern St.		3	1	241	A	Lamar		3	2						
						186	H	Central Ark.		3	1	242	A	Northwestern St.		1	3						
						311	A	Southeastern La.		3	0	186	A	Central Ark.		2	3						

Non-Div. I Games:

McNeese St.

Average RPI Win: 264		WON-LOST	WINNING	LAST 10	STRENGTH OF		OPP. STRENGTH	TEAM	ADJ	CONF.	ADJ CONF.
Average RPI Loss: 170		RECORD	PCT. RANK	GAMES	SCHEDULE		OF SCHEDULE	RPI	RPI	RPI	RPI
DIV. I ONLY		12- 19	.3871	224	6- 4		272	257	260	.39029	265
DIV. I NON-CONF.		8- 10	.44444	199	3- 0		273	261	248	.41302	252
TOTALS		RPI 1-25	RPI 26-50		W-L RECORDS		RPI 51-100		RPI 101-150		RPI 150+
12- 19	0- 0	0- 0		OVERALL		0- 3		1- 3		11- 13	
7- 8	0- 0	0- 0		HOME		0- 1		0- 3		7- 4	
4- 8	0- 0	0- 0		AWAY		0- 1		0- 0		4- 7	
1- 3	0- 0	0- 0		NEUTRAL		0- 1		1- 0		0- 2	
8- 10	0- 0	0- 0		NON-CONFERENCE		0- 2		1- 2		7- 6	
5- 4	0- 0	0- 0		HOME		0- 0		0- 2		5- 2	
2- 3	0- 0	0- 0		AWAY		0- 1		0- 0		2- 2	
1- 3	0- 0	0- 0		NEUTRAL		0- 1		1- 0		0- 2	
4- 9	0- 0	0- 0		CONFERENCE		0- 1		0- 1		4- 7	
2- 4	0- 0	0- 0		HOME		0- 1		0- 1		2- 2	
2- 5	0- 0	0- 0		AWAY		0- 0		0- 0		2- 5	
0- 0	0- 0	0- 0		NEUTRAL		0- 0		0- 0		0- 0	
RPI S	Opponent	Score	RPI S	Opponent	Score	RPI S	Opponent	Score	RPI S	Opponent	Score
						62 N	Samford	0 3	121 N	Georgia	3 2
						77 A	Georgia Tech	0 3	123 H	Belmont	1 3
						89 H	Lipscomb	0 3	132 H	Ga. Southern	0 3
									150 H	Winthrop	0 3
									152 A	Fla. Gulf Coast	1 3
									152 H	Fla. Gulf Coast	2 3
									169 A	Troy	0 3
									169 H	Troy	0 3
									180 A	Kennesaw St.	1 3
									182 H	Tennessee St.	2 3
									191 H	Georgia St.	3 0
									196 N	Davidson	0 3
									197 A	East Tenn. St.	1 3
									216 A	North Florida	1 3
									216 H	North Florida	3 0
									232 N	UNC Wilmington	0 3
									244 A	Jacksonville	2 3
									244 H	Jacksonville	0 3
									258 A	Florida A&M	2 3
									258 H	Florida A&M	3 1
									279 A	Chattanooga	3 0
									279 H	Chattanooga	3 1
									285 A	S.C. Upstate	3 1
									294 A	Stetson	3 1
									294 H	Stetson	3 1
									302 H	Norfolk St.	3 0
									327 A	Savannah St.	3 0
LAST 10 GAMES											
						180 A	Kennesaw St.	1 3	216 H	North Florida	3 0
						327 H	Savannah St.	3 0	285 A	S.C. Upstate	3 1
						294 A	Stetson	3 1	197 A	East Tenn. St.	1 3
						152 A	Fla. Gulf Coast	1 3	279 H	Chattanooga	3 1
						244 H	Jacksonville	0 3	327 A	Savannah St.	3 0

Non-Div. I Games:

Mercer

RPI	S	Opponent	Score	
327	H	Savannah St.	3	0

Mercer

M
e
r
c
e
r

M
e
r
c
e
r

Average RPI Win: 256		WON-LOST	WINNING	LAST 10	STRENGTH OF		OPP. STRENGTH	TEAM	ADJ	CONF.	ADJ CONF.			
Average RPI Loss: 155		RECORD	PCT. RANK	GAMES	SCHEDULE		OF SCHEDULE	RPI	RPI	RPI	RPI			
DIV. I ONLY		5- 21	.19231	301	3- 7		141	230	270	.38651	266	19	19	
DIV. I NON-CONF.		2- 10	.16667	294	0- 1		158	241	273	.39534	265	21	20	
<hr/>														
TOTALS		RPI 1-25		RPI 26-50		W-L RECORDS		RPI 51-100		RPI 101-150		RPI 150+		
5- 21		0- 0		0- 1		OVERALL		0- 3		0- 5		5- 12		
2- 8		0- 0		0- 0		HOME		0- 1		0- 2		2- 5		
2- 10		0- 0		0- 0		AWAY		0- 2		0- 1		2- 7		
1- 3		0- 0		0- 1		NEUTRAL		0- 0		0- 2		1- 0		
2- 10		0- 0		0- 1		NON-CONFERENCE		0- 1		0- 5		2- 3		
0- 3		0- 0		0- 0		HOME		0- 0		0- 2		0- 1		
1- 4		0- 0		0- 0		AWAY		0- 1		0- 1		1- 2		
1- 3		0- 0		0- 1		NEUTRAL		0- 0		0- 2		1- 0		
3- 11		0- 0		0- 0		CONFERENCE		0- 2		0- 0		3- 9		
2- 5		0- 0		0- 0		HOME		0- 1		0- 0		2- 4		
1- 6		0- 0		0- 0		AWAY		0- 1		0- 0		1- 5		
0- 0		0- 0		0- 0		NEUTRAL		0- 0		0- 0		0- 0		
RPI	S	Opponent		Score	RPI	S	Opponent		Score	RPI	S	Opponent		Score
					36	N	Dayton		0 3	91	A	Yale		0 3
										91	H	Yale		0 3
										94	A	American		1 3
										</				

Non-Div. I Games:

Cornell

Average RPI Win:		272	WON-LOST RECORD		WINNING PCT. RANK		LAST 10 GAMES		STRENGTH OF SCHEDULE		OPP. STRENGTH OF SCHEDULE		TEAM RPI		ADJ RPI		CONF. RPI		ADJ CONF. RPI				
DIV. I ONLY			10- 22		.3125 264		1- 9		268		216		275		.37943 267		13		13				
DIV. I NON-CONF.			10- 8		.55556 145		1- 1		292		302		230		.42801 239		13		13				
TOTALS		RPI 1-25		RPI 26-50				W-L RECORDS				RPI 51-100				RPI 101-150				RPI 150+			
10- 22		0- 2		0- 0				OVERALL				0- 3				1- 6				9- 11			
3- 10		0- 1		0- 0				HOME				0- 1				0- 3				3- 5			
3- 9		0- 1		0- 0				AWAY				0- 1				1- 3				2- 4			
4- 3		0- 0		0- 0				NEUTRAL				0- 1				0- 0				4- 2			
10- 8		0- 0		0- 0				NON-CONFERENCE				0- 1				1- 2				9- 5			
3- 3		0- 0		0- 0				HOME				0- 0				0- 1				3- 2			
3- 2		0- 0		0- 0				AWAY				0- 0				1- 1				2- 1			
4- 3		0- 0		0- 0				NEUTRAL				0- 1				0- 0				4- 2			
0- 14		0- 2		0- 0				CONFERENCE				0- 2				0- 4				0- 6			
0- 7		0- 1		0- 0				HOME				0- 1				0- 2				0- 3			
0- 7		0- 1		0- 0				AWAY				0- 1				0- 2				0- 3			
0- 0		0- 0		0- 0				NEUTRAL				0- 0				0- 0				0- 0			
RPI	S	Opponent		Score		RPI	S	Opponent		Score		RPI	S	Opponent		Score		RPI	S	Opponent		Score	
7	A	Hawaii		0 3								60	A	New Mexico St.		0 3		102	A	Idaho		0 3	
7	H	Hawaii		0 3								60	H	New Mexico St.		0 3		102	H	Idaho		0 3	
												62	N	Samford		0 3		106	A	Houston Baptist		3 2	
																		113	H	Texas Tech		0 3	
																		134	A	Fresno St.		0 3	
																		134	H	Fresno St.		0 3	
																		137	A	Sam Houston St.		0 3	
																		151	N	Southern Miss.		0 3	
																		170	A	San Jose St.		1 3	
																		170	H	San Jose St.		0 3	
																		173	A	Utah St.		0 3	
																		173	H	Utah St.		1 3	
																		215	A	South Ala.		3 1	
																		217	A	Jackson St.		2 3	
																		236	N	Rutgers		3 2	
																		242	H	Northwestern St.		0 3	
																		263	A	Nevada		0 3	
																		263	H	Nevada		0 3	
																		264	H	McNeese St.		1 3	
																		281	N	Alabama A&M		3 1	
																		284	N	Tex.-Pan American		0 3	
																		311	H	Southeastern La.		3 1	
																		311	N	Southeastern La.		3 1	
																		311	N	Southeastern La.		3 2	
																		314	A	Grambling		3 0	
																		314	H	Grambling		3 0	
																		320	H	Ark.-Pine Bluff		3 0	
LAST 10 GAMES																							
320	H	Ark.-Pine Bluff		3 0		173	A	Utah St.		0 3		311	N	Southeastern La.		3 1		311	N	Southeastern La.		3 1	
170	A	San Jose St.		1 3		102	A	Idaho		0 3		311	N	Southeastern La.		3 2		314	A	Grambling		3 0	
7	A	Hawaii		0 3		60	H	New Mexico St.		0 3		314	A	Grambling		3 0		314	H	Grambling		3 0	
134	H	Fresno St.		0 3		242	H	Northwestern St.		0 3		314	H	Grambling		3 0		314	H	Grambling		3 0	
263	H	Nevada		0 3		7	H	Hawaii		0 3		320	H	Ark.-Pine Bluff		3 0		320	H	Ark.-Pine Bluff		3 0	

Non-Div. I Games:

Louisiana Tech

Average RPI Win: 264		WON-LOST	WINNING	LAST 10	STRENGTH OF		OPP. STRENGTH	TEAM	ADJ	CONF.	ADJ CONF.
Average RPI Loss: 171		RECORD	PCT. RANK	GAMES	SCHEDULE		OF SCHEDULE	RPI	RPI	RPI	RPI
DIV. I ONLY		6- 19	.24 288	1- 9	168		254	269	.37735 268	19	19
DIV. I NON-CONF.		4- 7	.36364 236	0- 0	195		284	242	.41764 248	21	20
TOTALS		RPI 1-25	RPI 26-50	W-L RECORDS	RPI 51-100		RPI 101-150	RPI 150+			
6- 19	0- 0		0- 0	OVERALL	0- 4		0- 0	6- 15			
3- 7	0- 0		0- 0	HOME	0- 1		0- 0	3- 6			
2- 9	0- 0		0- 0	AWAY	0- 2		0- 0	2- 7			
1- 3	0- 0		0- 0	NEUTRAL	0- 1		0- 0	1- 2			
4- 7	0- 0		0- 0	NON-CONFERENCE	0- 2		0- 0	4- 5			
2- 1	0- 0		0- 0	HOME	0- 0		0- 0	2- 1			
1- 3	0- 0		0- 0	AWAY	0- 1		0- 0	1- 2			
1- 3	0- 0		0- 0	NEUTRAL	0- 1		0- 0	1- 2			
2- 12	0- 0		0- 0	CONFERENCE	0- 2		0- 0	2- 10			
1- 6	0- 0		0- 0	HOME	0- 1		0- 0	1- 5			
1- 6	0- 0		0- 0	AWAY	0- 1		0- 0	1- 5			
0- 0	0- 0		0- 0	NEUTRAL	0- 0		0- 0	0- 0			
RPI S	Opponent	Score	RPI S	Opponent	Score	RPI S	Opponent	Score	RPI S	Opponent	Score
						76 N	Northeastern	0 3	155 A	Princeton	0 3
						80 A	Sacred Heart	0 3	155 H	Princeton	1 3
						91 A	Yale	0 3	160 A	Dartmouth	0 3
						91 H	Yale	0 3	160 H	Dartmouth	0 3
									165 A	Columbia	0 3
									165 H	Columbia	1 3
									189 A	Harvard	1 3
									189 H	Harvard	1 3
									195 H	Md.-East. Shore	2 3
									207 A	Rhode Island	1 3
									210 A	Penn	3 2
									210 H	Penn	1 3
									213 N	Buffalo	1 3
									236 N	Rutgers	2 3
									252 A	St. John's (NY)	2 3
									260 H	Bryant	3 0
									266 A	Cornell	1 3
									266 H	Cornell	3 2
									270 N	Hartford	3 1
									273 H	Fordham	3 1
									305 A	Providence	3 1
			LAST 10 GAMES								
			189 A	Harvard	1 3	266 A	Cornell	1 3			
			160 A	Dartmouth	0 3	91 H	Yale	0 3			
			210 H	Penn	1 3	155 A	Princeton	0 3			
			155 H	Princeton	1 3	210 A	Penn	3 2			
			165 A	Columbia	0 3	160 H	Dartmouth	0 3			

Non-Div. I Games:

Brown

Average RPI Win:		280	WON-LOST		WINNING		LAST 10		STRENGTH OF		OPP. STRENGTH		TEAM		ADJ		CONF.		ADJ CONF.				
Average RPI Loss:		221	RECORD		PCT. RANK		GAMES		SCHEDULE		OF SCHEDULE		RPI		RPI		RPI		RPI				
DIV. I ONLY			12- 14		.46154 183		3- 7		303		303		268		.37556 269		30		30				
DIV. I NON-CONF.			3- 5		.375 230		0- 0		309		301		294		.36832 289		30		30				
TOTALS		RPI 1-25		RPI 26-50		W-L RECORDS		RPI 51-100		RPI 101-150		RPI 150+											
12- 14		0- 0		0- 0		OVERALL		0- 0		0- 2		12- 12											
5- 4		0- 0		0- 0		HOME		0- 0		0- 1		5- 3											
6- 6		0- 0		0- 0		AWAY		0- 0		0- 1		6- 5											
1- 4		0- 0		0- 0		NEUTRAL		0- 0		0- 0		1- 4											
3- 5		0- 0		0- 0		NON-CONFERENCE		0- 0		0- 0		3- 5											
0- 0		0- 0		0- 0		HOME		0- 0		0- 0		0- 0											
2- 1		0- 0		0- 0		AWAY		0- 0		0- 0		2- 1											
1- 4		0- 0		0- 0		NEUTRAL		0- 0		0- 0		1- 4											
9- 9		0- 0		0- 0		CONFERENCE		0- 0		0- 2		9- 7											
5- 4		0- 0		0- 0		HOME		0- 0		0- 1		5- 3											
4- 5		0- 0		0- 0		AWAY		0- 0		0- 1		4- 4											
0- 0		0- 0		0- 0		NEUTRAL		0- 0		0- 0		0- 0											
RPI	S	Opponent		Score		RPI	S	Opponent		Score		RPI	S	Opponent		Score							
												148 A Niagara						2	3				
												148 H Niagara						0	3				
												166 A Fairfield						2	3				
												166 H Fairfield						0	3				
												207 N Rhode Island						1	3				
												214 N Kent St.						3	1				
												219 N Bradley						1	3				
												225 A Stony Brook						1	3				
												231 A Marist						0	3				
												231 H Marist						0	3				
												243 A Siena						3	0				
												243 H Siena						0	3				
												245 A Manhattan						2	3				
												245 H Manhattan						3	0				
												252 N St. John's (NY)						1	3				
												262 A Canisius						3	0				
												262 H Canisius						3	1				
												276 A Coastal Caro.						3	1				
												290 A Loyola Maryland						3	0				
												290 H Loyola Maryland						3	1				
												293 N Gardner-Webb						0	3				
												309 A Navy						3	0				
												319 A Rider						0	3				
												319 H Rider						3	2				
												325 A Saint Peter's						3	0				
												325 H Saint Peter's						3	0				
						LAST 10 GAMES																	
						166 H Fairfield						0	3	243 H Siena						0	3		
						245 A Manhattan						2	3	148 A Niagara						2	3		
						325 A Saint Peter's						3	0	262 A Canisius						3	0		
						290 A Loyola Maryland						3	0	231 H Marist						0	3		
						319 A Rider						0	3	166 A Fairfield						2	3		

Non-Div. I Games:

Iona

Average RPI Win: 274		WON-LOST	WINNING	LAST 10	STRENGTH OF		OPP. STRENGTH	TEAM	ADJ	CONF.	ADJ CONF.
Average RPI Loss: 200		RECORD	PCT. RANK	GAMES	SCHEDULE		OF SCHEDULE	RPI	RPI	RPI	RPI
DIV. I ONLY		12- 18	.4	215	278		284	265	.37382	270	25
DIV. I NON-CONF.		9- 9	.5	164	283		300	236	.41641	251	26
TOTALS		RPI 1-25	RPI 26-50		W-L RECORDS		RPI 51-100		RPI 101-150		RPI 150+
12- 18	0- 0	0- 0		OVERALL		0- 4		0- 0		12- 14	
7- 5	0- 0	0- 0		HOME		0- 1		0- 0		7- 4	
2- 10	0- 0	0- 0		AWAY		0- 3		0- 0		2- 7	
3- 3	0- 0	0- 0		NEUTRAL		0- 0		0- 0		3- 3	
9- 9	0- 0	0- 0		NON-CONFERENCE		0- 2		0- 0		9- 7	
4- 2	0- 0	0- 0		HOME		0- 0		0- 0		4- 2	
2- 4	0- 0	0- 0		AWAY		0- 2		0- 0		2- 2	
3- 3	0- 0	0- 0		NEUTRAL		0- 0		0- 0		3- 3	
3- 9	0- 0	0- 0		CONFERENCE		0- 2		0- 0		3- 7	
3- 3	0- 0	0- 0		HOME		0- 1		0- 0		3- 2	
0- 6	0- 0	0- 0		AWAY		0- 1		0- 0		0- 5	
0- 0	0- 0	0- 0		NEUTRAL		0- 0		0- 0		0- 0	
RPI S	Opponent	Score	RPI S	Opponent	Score	RPI S	Opponent	Score	RPI S	Opponent	Score
						80 A	Sacred Heart	0 3	155 N	Princeton	2 3
						85 A	Albany (NY)	0 3	184 A	Central Conn. St.	2 3
						85 H	Albany (NY)	0 3	185 A	Connecticut	0 3
						92 A	Army	0 3	205 A	UMBC	1 3
									205 H	UMBC	3 2
									212 N	UMKC	3 0
									225 A	Stony Brook	1 3
									225 H	Stony Brook	2 3
									231 H	Marist	2 3
									236 N	Rutgers	2 3
									238 A	New Hampshire	2 3
									238 H	New Hampshire	2 3
									249 A	Binghamton	2 3
									249 H	Binghamton	3 2
									260 A	Bryant	3 2
									260 N	Bryant	3 2
									268 N	Brown	1 3
									277 H	Holy Cross	3 0
									296 N	Saint Francis (PA)	3 0
									301 H	Quinnipiac	3 0
									303 A	Lafayette	3 0
									305 A	Providence	2 3
									305 H	Providence	3 0
									308 H	La Salle	3 0
									309 H	Navy	2 3
									312 H	Delaware St.	3 0
LAST 10 GAMES											
			85 A	Albany (NY)	0 3	184 A	Central Conn. St.	2 3			
			249 A	Binghamton	2 3	238 A	New Hampshire	2 3			
			205 A	UMBC	1 3	249 H	Binghamton	3 2			
			225 A	Stony Brook	1 3	85 H	Albany (NY)	0 3			
			305 H	Providence	3 0	225 H	Stony Brook	2 3			

Non-Div. I Games:

Hartford

Average RPI Win:	308	WON-LOST RECORD	WINNING PCT. RANK	LAST 10 GAMES	STRENGTH OF SCHEDULE	OPP. STRENGTH OF SCHEDULE	TEAM RPI	ADJ RPI	CONF. RPI	ADJ CONF. RPI		
Average RPI Loss:	217											
DIV. I ONLY		13- 14	.48148	170	5- 5	311	318	278	.37175	271	32	32
DIV. I NON-CONF.		3- 7	.3	258	0- 0	245	263	277	.38685	274	32	32
<hr/>												
TOTALS	RPI 1-25	RPI 26-50		W-L RECORDS		RPI 51-100		RPI 101-150		RPI 150+		
13- 14	0- 0	0- 0		OVERALL		0- 1		0- 1		13- 12		
3- 3	0- 0	0- 0		HOME		0- 0		0- 0		3- 3		
5- 5	0- 0	0- 0		AWAY		0- 0		0- 0		5- 5		
5- 6	0- 0	0- 0		NEUTRAL		0- 1		0- 1		5- 4		
<hr/>												
3- 7	0- 0	0- 0		NON-CONFERENCE		0- 1		0- 1		3- 5		
0- 0	0- 0	0- 0		HOME		0- 0		0- 0		0- 0		
0- 2	0- 0	0- 0		AWAY		0- 0		0- 0		0- 2		
3- 5	0- 0	0- 0		NEUTRAL		0- 1		0- 1		3- 3		
<hr/>												
10- 7	0- 0	0- 0		CONFERENCE		0- 0		0- 0		10- 7		
3- 3	0- 0	0- 0		HOME		0- 0		0- 0		3- 3		
5- 3	0- 0	0- 0		AWAY		0- 0		0- 0		5- 3		
2- 1	0- 0	0- 0		NEUTRAL		0- 0		0- 0		2- 1		
<hr/>												
RPI S	Opponent	Score	RPI S	Opponent	Score	RPI S	Opponent	Score	RPI S	Opponent	Score	
						62 N	Samford	0 3	118 N	New Mexico	0 3	
									170 N	San Jose St.	0 3	
									175 N	Elon	0 3	
									190 A	Northern Ariz.	0 3	
									195 A	Md.-East. Shore	1 3	
									195 H	Md.-East. Shore	0 3	
									195 N	Md.-East. Shore	0 3	
									250 A	Campbell	2 3	
									280 N	CSU Bakersfield	1 3	
									287 N	South Carolina St.	3 1	
									291 N	Fla. Atlantic	3 2	
									294 N	Stetson	3 1	
									295 A	Morgan St.	0 3	
									295 H	Morgan St.	2 3	
									302 A	Norfolk St.	3 1	
									302 H	Norfolk St.	2 3	
									306 A	Howard	3 1	
									306 H	Howard	3 0	
									310 N	Alabama St.	3 0	
									312 A	Delaware St.	3 1	
									312 H	Delaware St.	3 2	
									313 A	Bethune-Cookman	2 3	
									318 A	N.C. Central	3 2	
									318 N	N.C. Central	3 0	
									321 A	Coppin St.	3 2	
									321 H	Coppin St.	3 1	
LAST 10 GAMES												
						195 N	Md.-East. Shore	0 3	295 H	Morgan St.	2 3	
						287 N	South Carolina St.	3 1	321 A	Coppin St.	3 2	
						195 A	Md.-East. Shore	1 3	302 H	Norfolk St.	2 3	
						312 A	Delaware St.	3 1	295 A	Morgan St.	0 3	
						306 H	Howard	3 0	312 H	Delaware St.	3 2	

Non-Div. I Games:

Hampton

Wofford

Average RPI Win: 234		WON-LOST	WINNING	LAST 10	STRENGTH OF		OPP. STRENGTH	TEAM	ADJ	CONF.	ADJ CONF.
Average RPI Loss: 162		RECORD	PCT. RANK	GAMES	SCHEDULE		OF SCHEDULE	RPI	RPI	RPI	RPI
DIV. I ONLY		7- 23	.23333	290	2- 8		199	214	276	.3694	273
DIV. I NON-CONF.		3- 12	.2	284	0- 0		244	265	299	.34056	303
TOTALS		RPI 1-25	RPI 26-50		W-L RECORDS		RPI 51-100		RPI 101-150		RPI 150+
7- 23	0- 0	0- 2		OVERALL		1- 4		0- 4		6- 13	
2- 11	0- 0	0- 1		HOME		0- 4		0- 2		2- 4	
3- 9	0- 0	0- 1		AWAY		1- 0		0- 2		2- 6	
2- 3	0- 0	0- 0		NEUTRAL		0- 0		0- 0		2- 3	
3- 12	0- 0	0- 0		NON-CONFERENCE		0- 2		0- 0		3- 10	
1- 4	0- 0	0- 0		HOME		0- 2		0- 0		1- 2	
0- 5	0- 0	0- 0		AWAY		0- 0		0- 0		0- 5	
2- 3	0- 0	0- 0		NEUTRAL		0- 0		0- 0		2- 3	
4- 11	0- 0	0- 2		CONFERENCE		1- 2		0- 4		3- 3	
1- 7	0- 0	0- 1		HOME		0- 2		0- 2		1- 2	
3- 4	0- 0	0- 1		AWAY		1- 0		0- 2		2- 1	
0- 0	0- 0	0- 0		NEUTRAL		0- 0		0- 0		0- 0	
RPI S	Opponent	Score	RPI S	Opponent	Score	RPI S	Opponent	Score	RPI S	Opponent	Score
			36 A	Dayton	0 3	70 H	Xavier	0 3	116 A	George Washington	0 3
			36 H	Dayton	0 3	82 A	Saint Louis	3 2	116 H	George Washington	2 3
						82 H	Saint Louis	1 3	133 A	Duquesne	1 3
						85 H	Albany (NY)	0 3	133 H	Duquesne	2 3
						96 H	Seton Hall	1 3	157 A	Charlotte	1 3
									157 H	Charlotte	2 3
									160 N	Dartmouth	0 3
									183 H	Colorado	0 3
									185 A	Connecticut	1 3
									195 N	Md.-East. Shore	3 1
									207 H	Rhode Island	1 3
									225 A	Stony Brook	2 3
									236 A	Rutgers	1 3
									243 H	Siena	3 1
									245 N	Manhattan	0 3
									246 A	Temple	3 1
									246 H	Temple	3 1
									252 H	St. John's (NY)	1 3
									260 N	Bryant	0 3
									268 A	Brown	1 3
									288 A	Bucknell	2 3
									308 A	La Salle	3 0
									319 N	Rider	3 2
LAST 10 GAMES			116 H	George Washington	2 3	82 A	Saint Louis	3 2			
			157 H	Charlotte	2 3	36 H	Dayton	0 3			
			36 A	Dayton	0 3	70 H	Xavier	0 3			
			246 H	Temple	3 1	157 A	Charlotte	1 3			
			133 A	Duquesne	1 3	116 A	George Washington	0 3			

Non-Div. I Games:

Fordham

Average RPI Win:	263	WON-LOST RECORD	WINNING PCT. RANK	LAST 10 GAMES	STRENGTH OF SCHEDULE	OPP. STRENGTH OF SCHEDULE	TEAM RPI	ADJ RPI	CONF. RPI	ADJ CONF. RPI		
DIV. I ONLY		2- 27	.06897 321	0- 10	159	127	292	.36806 274	11	11		
DIV. I NON-CONF.		2- 7	.22222 281	0- 0	229	172	280	.38773 270	10	10		
<hr/>												
TOTALS	RPI 1-25	RPI 26-50		W-L RECORDS	RPI 51-100		RPI 101-150		RPI 150+			
2- 27	0- 1	0- 1		OVERALL	0- 10		0- 6		2- 9			
1- 10	0- 1	0- 0		HOME	0- 4		0- 2		1- 3			
1- 11	0- 0	0- 0		AWAY	0- 5		0- 2		1- 4			
0- 6	0- 0	0- 1		NEUTRAL	0- 1		0- 2		0- 2			
<hr/>												
2- 7	0- 0	0- 1		NON-CONFERENCE	0- 1		0- 2		2- 3			
1- 0	0- 0	0- 0		HOME	0- 0		0- 0		1- 0			
1- 1	0- 0	0- 0		AWAY	0- 0		0- 0		1- 1			
0- 6	0- 0	0- 1		NEUTRAL	0- 1		0- 2		0- 2			
<hr/>												
0- 20	0- 1	0- 0		CONFERENCE	0- 9		0- 4		0- 6			
0- 10	0- 1	0- 0		HOME	0- 4		0- 2		0- 3			
0- 10	0- 0	0- 0		AWAY	0- 5		0- 2		0- 3			
0- 0	0- 0	0- 0		NEUTRAL	0- 0		0- 0		0- 0			
<hr/>												
RPI S	Opponent	Score	RPI S	Opponent	Score	RPI S	Opponent	Score	RPI S	Opponent	Score	
24 H	Tulsa	0 3	29 N	California	0 3	61 H	Houston	0 3	110 A	UTEP	0 3	
						61 H	Houston	1 3	110 H	UTEP	0 3	
						63 A	Rice	0 3	112 N	North Carolina St.	0 3	
						63 A	Rice	0 3	139 A	Memphis	0 3	
						73 A	UCF	1 3	139 H	Memphis	0 3	
						73 H	UCF	0 3	147 N	Long Island	1 3	
						74 N	Central Mich.	1 3	151 A	Southern Miss.	0 3	
						84 A	UAB	0 3	151 H	Southern Miss.	0 3	
						84 H	UAB	0 3	172 A	Virginia	0 3	
						97 A	SMU	0 3	188 A	Marshall	1 3	
										188 H	Marshall	0 3
										211 A	Tulane	0 3
										211 H	Tulane	2 3
										220 N	George Mason	0 3
										232 A	UNC Wilmington	3 1
										293 H	Gardner-Webb	3 1
										307 N	Charleston So.	2 3
<hr/>												
LAST 10 GAMES												
188 H Marshall						0 3	63 A Rice		0 3			
139 H Memphis						0 3	63 A Rice		0 3			
84 H UAB						0 3	151 H Southern Miss.		0 3			
73 A UCF						1 3	211 H Tulane		2 3			
110 A UTEP						0 3	24 H Tulsa		0 3			

Non-Div. I Games:

East Carolina

Average RPI Win: 249		WON-LOST RECORD		WINNING PCT. RANK		LAST 10 GAMES		STRENGTH OF SCHEDULE		OPP. STRENGTH OF SCHEDULE		TEAM RPI		ADJ RPI		CONF. RPI		ADJ CONF. RPI					
Average RPI Loss: 194																							
DIV. I ONLY		11- 20		.35484 240		5- 5		282		241		273		.36789 275		27		27					
DIV. I NON-CONF.		3- 8		.27273 267		1- 0		256		173		278		.39663 263		25		25					
TOTALS		RPI 1-25		RPI 26-50		W-L RECORDS		RPI 51-100		RPI 101-150		RPI 150+											
11- 20		0- 0		0- 2		OVERALL		1- 1		0- 4		10- 13											
5- 6		0- 0		0- 0		HOME		0- 1		0- 0		5- 5											
4- 9		0- 0		0- 1		AWAY		1- 0		0- 1		3- 7											
2- 5		0- 0		0- 1		NEUTRAL		0- 0		0- 3		2- 1											
3- 8		0- 0		0- 2		NON-CONFERENCE		0- 0		0- 4		3- 2											
1- 0		0- 0		0- 0		HOME		0- 0		0- 0		1- 0											
0- 3		0- 0		0- 1		AWAY		0- 0		0- 1		0- 1											
2- 5		0- 0		0- 1		NEUTRAL		0- 0		0- 3		2- 1											
8- 12		0- 0		0- 0		CONFERENCE		1- 1		0- 0		7- 11											
4- 6		0- 0		0- 0		HOME		0- 1		0- 0		4- 5											
4- 6		0- 0		0- 0		AWAY		1- 0		0- 0		3- 6											
0- 0		0- 0		0- 0		NEUTRAL		0- 0		0- 0		0- 0											
RPI	S	Opponent		Score		RPI	S	Opponent		Score		RPI	S	Opponent		Score		RPI	S	Opponent		Score	
						38	A	Louisville	0	3			86	A	Morehead St.	3	0	101	N	Ole Miss	2	3	
						39	N	Wichita St.	0	3			86	H	Morehead St.	0	3	140	N	Miami (OH)	1	3	
																		143	A	Indiana	0	3	
																		148	N	Niagara	1	3	
																		182	A	Tennessee St.	0	3	
																		182	H	Tennessee St.	3	0	
																		198	N	Gonzaga	2	3	
																		202	A	UT Martin	0	3	
																		202	H	UT Martin	3	1	
																		206	A	Indiana St.	0	3	
																		234	H	Ill.-Chicago	3	1	
																		251	A	Eastern Ky.	2	3	
																		251	H	Eastern Ky.	1	3	
																		257	A	Austin Peay	3	1	
																		257	H	Austin Peay	0	3	
																		259	A	Southeast Mo. St.	1	3	
																		259	H	Southeast Mo. St.	0	3	
																		261	A	Jacksonville St.	3	2	
																		261	H	Jacksonville St.	2	3	
																		278	A	SIU Edwardsville	0	3	
																		278	H	SIU Edwardsville	3	2	
																		286	A	Murray St.	2	3	
																		286	H	Murray St.	1	3	
																		298	A	Tennessee Tech	3	0	
																		298	H	Tennessee Tech	3	0	
																		317	N	Chicago St.	3	0	
																		321	N	Coppin St.	3	1	
LAST 10 GAMES																							
						202	H	UT Martin	3	1			86	A	Morehead St.	3	0						
						261	H	Jacksonville St.	2	3			278	A	SIU Edwardsville	0	3						
						298	H	Tennessee Tech	3	0			257	H	Austin Peay	0	3						
						286	A	Murray St.	2	3			182	H	Tennessee St.	3	0						
						251	A	Eastern Ky.	2	3			234	H	Ill.-Chicago	3	1						

Non-Div. I Games:

Eastern Ill.

Average RPI Win:	286	WON-LOST RECORD	WINNING PCT. RANK	LAST 10 GAMES	STRENGTH OF SCHEDULE	OPP. STRENGTH OF SCHEDULE	TEAM RPI	ADJ RPI	CONF. RPI	ADJ CONF. RPI	
DIV. I ONLY		13- 20	.39394 219	5- 5	280	293	271	.36629	276	28	28
DIV. I NON-CONF.		7- 10	.41176 217	2- 0	260	310	258	.39355	267	27	28
<hr/>											
TOTALS	RPI 1-25	RPI 26-50		W-L RECORDS	RPI 51-100		RPI 101-150		RPI 150+		
13- 20	0- 0	0- 0		OVERALL	0- 1		0- 5		13- 14		
6- 6	0- 0	0- 0		HOME	0- 1		0- 1		6- 4		
4- 10	0- 0	0- 0		AWAY	0- 0		0- 4		4- 6		
3- 4	0- 0	0- 0		NEUTRAL	0- 0		0- 0		3- 4		
<hr/>											
7- 10	0- 0	0- 0		NON-CONFERENCE	0- 1		0- 1		7- 8		
2- 2	0- 0	0- 0		HOME	0- 1		0- 0		2- 1		
2- 4	0- 0	0- 0		AWAY	0- 0		0- 1		2- 3		
3- 4	0- 0	0- 0		NEUTRAL	0- 0		0- 0		3- 4		
<hr/>											
6- 10	0- 0	0- 0		CONFERENCE	0- 0		0- 4		6- 6		
4- 4	0- 0	0- 0		HOME	0- 0		0- 1		4- 3		
2- 6	0- 0	0- 0		AWAY	0- 0		0- 3		2- 3		
0- 0	0- 0	0- 0		NEUTRAL	0- 0		0- 0		0- 0		
<hr/>											
RPI S	Opponent	Score	RPI S	Opponent	Score	RPI S	Opponent	Score	RPI S	Opponent	Score
						71 H	Col. of Charleston	1 3	105 A	James Madison	0 3
						145 A	Liberty	1 3			
						150 A	Winthrop	1 3			
						150 A	Winthrop	0 3			
						150 H	Winthrop	2 3			
						178 N	Lehigh	0 3			
						181 N	Evansville	0 3			
						196 A	Davidson	0 3			
						197 N	East Tenn. St.	2 3			
						203 H	UNC Asheville	1 3			
						219 H	Bradley	3 1			
						224 A	Radford	2 3			
						229 N	Robert Morris	2 3			
						232 A	UNC Wilmington	0 3			
						235 A	Presbyterian	1 3			
						235 H	Presbyterian	0 3			
						237 A	UNC Greensboro	3 1			
						250 A	Campbell	3 2			
						250 H	Campbell	1 3			
						269 H	Iona	1 3			
						282 A	Citadel	3 0			
						287 A	South Carolina St.	1 3			
						287 H	South Carolina St.	3 0			
						292 A	High Point	1 3			
						292 H	High Point	3 0			
293 H	Gardner-Webb	3 0									
293 H	Gardner-Webb	3 2									
			LAST 10 GAMES			235 H	Presbyterian	0 3			
						150 H	Winthrop	2 3			
						282 A	Citadel	3 0			
						293 H	Gardner-Webb	3 0			
						203 H	UNC Asheville	1 3			

Non-Div. I Games:

Coastal Caro.

RPI	S	Opponent	Score	
302	N	Norfolk St.	3	0
307	A	Charleston So.	3	1
307	H	Charleston So.	3	0
324	N	N.C. A&T	3	0
324	N	N.C. A&T	3	0

Coastal Caro.

C
o
a
s
t
a
l
C
a
r
o
.

C
o
a
s
t
a
l
C
a
r
o
.

Holy Cross

Through Games Of November 26, 2011

Average RPI Win:	270	WON-LOST RECORD	WINNING PCT. RANK	LAST 10 GAMES	STRENGTH OF SCHEDULE	OPP. STRENGTH OF SCHEDULE	TEAM RPI	ADJ RPI	CONF. RPI	ADJ CONF. RPI							
Average RPI Loss:	192																
DIV. I ONLY	10- 21	.32258	257	4- 6	217	288	266	.36572	277	26	26						
DIV. I NON-CONF.	4- 12	.25	272	0- 1	169	303	261	.37674	280	28	27						
<hr/>																	
TOTALS	RPI 1-25	RPI 26-50		W-L RECORDS	RPI 51-100		RPI 101-150		RPI 150+								
10- 21	0- 0	0- 0		OVERALL	0- 5		0- 0		10- 16								
6- 6	0- 0	0- 0		HOME	0- 2		0- 0		6- 4								
2- 11	0- 0	0- 0		AWAY	0- 2		0- 0		2- 9								
2- 4	0- 0	0- 0		NEUTRAL	0- 1		0- 0		2- 3								
<hr/>																	
4- 12	0- 0	0- 0		NON-CONFERENCE	0- 1		0- 0		4- 11								
2- 3	0- 0	0- 0		HOME	0- 0		0- 0		2- 3								
0- 6	0- 0	0- 0		AWAY	0- 0		0- 0		0- 6								
2- 3	0- 0	0- 0		NEUTRAL	0- 1		0- 0		2- 2								
<hr/>																	
6- 9	0- 0	0- 0		CONFERENCE	0- 4		0- 0		6- 5								
4- 3	0- 0	0- 0		HOME	0- 2		0- 0		4- 1								
2- 5	0- 0	0- 0		AWAY	0- 2		0- 0		2- 3								
0- 1	0- 0	0- 0		NEUTRAL	0- 0		0- 0		0- 1								
<hr/>																	
RPI S	Opponent	Score	RPI S	Opponent	Score	RPI S	Opponent	Score	RPI S	Opponent	Score						
						76 N	Northeastern	0	3	160 H	Dartmouth	1	3				
						92 A	Army	0	3	178 A	Lehigh	0	3				
						92 H	Army	0	3	178 H	Lehigh	0	3				
						94 A	American	0	3	184 A	Central Conn. St.	0	3				
						94 H	American	1	3	184 H	Central Conn. St.	3	0				
										185 A	Connecticut	0	3				
										189 A	Harvard	0	3				
										189 N	Harvard	0	3				
										195 N	Md.-East. Shore	3	0				
										200 A	Colgate	1	3				
										200 H	Colgate	3	1				
										238 H	New Hampshire	1	3				
										247 H	Fairleigh Dickinson	1	3				
										249 N	Binghamton	1	3				
										260 A	Bryant	2	3				
										260 A	Bryant	0	3				
										270 A	Hartford	0	3				
										288 A	Bucknell	0	3				
										288 H	Bucknell	3	0				
										303 A	Lafayette	3	0				
										303 H	Lafayette	3	0				
									LAST 10 GAMES			305 H	Providence	3	2		
						200 H	Colgate	3	1	238 H	New Hampshire	1	3	306 N	Howard	3	0
						288 H	Bucknell	3	0	303 H	Lafayette	3	0	309 A	Navy	3	0
						309 A	Navy	3	0	178 H	Lehigh	0	3	309 H	Navy	3	0
94 A	American	0	3	288 A	Bucknell	0	3	309 N	Navy	1	3						
92 A	Army	0	3	200 A	Colgate	1	3										

Non-Div. I Games:

Holy Cross

Average RPI Win:	269	WON-LOST RECORD	WINNING PCT. RANK	LAST 10 GAMES	STRENGTH OF SCHEDULE	OPP. STRENGTH OF SCHEDULE	TEAM RPI	ADJ RPI	CONF. RPI	ADJ CONF. RPI	
DIV. I ONLY	13- 19	.40625	212	6- 4	292	278	272	.36563	278	27	27
DIV. I NON-CONF.	5- 7	.41667	209	0- 0	289	297	265	.3962	264	25	25
<hr/>											
TOTALS	RPI 1-25	RPI 26-50		W-L RECORDS	RPI 51-100		RPI 101-150		RPI 150+		
13- 19	0- 0	0- 1		OVERALL	0- 2		0- 2		13- 14		
7- 7	0- 0	0- 0		HOME	0- 1		0- 0		7- 6		
4- 10	0- 0	0- 0		AWAY	0- 1		0- 2		4- 6		
2- 2	0- 0	0- 1		NEUTRAL	0- 0		0- 0		2- 1		
<hr/>											
5- 7	0- 0	0- 1		NON-CONFERENCE	0- 0		0- 2		5- 4		
2- 2	0- 0	0- 0		HOME	0- 0		0- 0		2- 2		
1- 3	0- 0	0- 0		AWAY	0- 0		0- 2		1- 1		
2- 2	0- 0	0- 1		NEUTRAL	0- 0		0- 0		2- 1		
<hr/>											
8- 12	0- 0	0- 0		CONFERENCE	0- 2		0- 0		8- 10		
5- 5	0- 0	0- 0		HOME	0- 1		0- 0		5- 4		
3- 7	0- 0	0- 0		AWAY	0- 1		0- 0		3- 6		
0- 0	0- 0	0- 0		NEUTRAL	0- 0		0- 0		0- 0		
<hr/>											
RPI S	Opponent	Score	RPI S	Opponent	Score	RPI S	Opponent	Score	RPI S	Opponent	Score
			37 N	Michigan St.	0 3	86 A	Morehead St.	0 3	109 A	Illinois St.	1 3
						86 H	Morehead St.	0 3	135 A	Bowling Green	1 3
									182 A	Tennessee St.	2 3
									182 H	Tennessee St.	1 3
									202 A	UT Martin	1 3
									202 H	UT Martin	1 3
									206 A	Indiana St.	3 1
									214 H	Kent St.	2 3
									226 A	Southern Ill.	2 3
									251 A	Eastern Ky.	0 3
									251 H	Eastern Ky.	1 3
									254 H	Western Ill.	3 2
									254 N	Western Ill.	1 3
									257 A	Austin Peay	3 2
									257 H	Austin Peay	3 2
									259 A	Southeast Mo. St.	3 1
									259 H	Southeast Mo. St.	3 0
									261 A	Jacksonville St.	3 2
									261 H	Jacksonville St.	3 2
									262 N	Canisius	3 1
									272 H	Wofford	1 3
									275 A	Eastern Ill.	2 3
									275 H	Eastern Ill.	3 0
									286 A	Murray St.	1 3
									286 H	Murray St.	1 3
									298 A	Tennessee Tech	2 3
									298 H	Tennessee Tech	3 0
<hr/>											
			LAST 10 GAMES								
			202 H	UT Martin	1 3	251 A	Eastern Ky.	0 3	275 H	Eastern Ill.	3 0
			259 A	Southeast Mo. St.	3 1	275 H	Eastern Ill.	3 0	286 A	Murray St.	1 3
			298 H	Tennessee Tech	3 0	182 H	Tennessee St.	1 3	286 H	Murray St.	1 3
			261 H	Jacksonville St.	3 2	257 H	Austin Peay	3 2	298 A	Tennessee Tech	2 3
			86 A	Morehead St.	0 3	261 A	Jacksonville St.	3 2	298 H	Tennessee Tech	3 0

Non-Div. I Games:

SIU Edwardsville

RPI	S	Opponent	Score	
320	H	Ark.-Pine Bluff	3	0
327	N	Savannah St.	3	0

SIU Edwardsville

SIU Edwardsville

SIU Edwardsville

Average RPI Win: 243		WON-LOST RECORD		WINNING PCT. RANK		LAST 10 GAMES		STRENGTH OF SCHEDULE		OPP. STRENGTH OF SCHEDULE		TEAM RPI		ADJ RPI		CONF. RPI		ADJ CONF. RPI	
DIV. I ONLY		5- 26		.16129 311		1- 9		124		231		274		.36456 279		18		18	
DIV. I NON-CONF.		2- 13		.13333 301		0- 1		170		253		289		.36181 293		20		21	
TOTALS		RPI 1-25		RPI 26-50		W-L RECORDS		RPI 51-100		RPI 101-150		RPI 150+							
5- 26		0- 0		0- 0		OVERALL		0- 8		0- 3		5- 15							
3- 10		0- 0		0- 0		HOME		0- 4		0- 1		3- 5							
1- 12		0- 0		0- 0		AWAY		0- 3		0- 1		1- 8							
1- 4		0- 0		0- 0		NEUTRAL		0- 1		0- 1		1- 2							
2- 13		0- 0		0- 0		NON-CONFERENCE		0- 2		0- 2		2- 9							
0- 5		0- 0		0- 0		HOME		0- 0		0- 1		0- 4							
1- 4		0- 0		0- 0		AWAY		0- 1		0- 0		1- 3							
1- 4		0- 0		0- 0		NEUTRAL		0- 1		0- 1		1- 2							
3- 13		0- 0		0- 0		CONFERENCE		0- 6		0- 1		3- 6							
3- 5		0- 0		0- 0		HOME		0- 4		0- 0		3- 1							
0- 8		0- 0		0- 0		AWAY		0- 2		0- 1		0- 5							
0- 0		0- 0		0- 0		NEUTRAL		0- 0		0- 0		0- 0							
RPI S	Opponent	Score		RPI S	Opponent	Score		RPI S	Opponent	Score		RPI S	Opponent	Score					
								62 A	Samford	0	3	123 H	Belmont	0	3				
								62 H	Samford	1	3	132 A	Ga. Southern	0	3				
								64 H	Furman	0	3	150 N	Winthrop	2	3				
								65 A	Virginia Tech	1	3	151 A	Southern Miss.	0	3				
								71 H	Col. of Charleston	1	3	175 A	Elon	0	3				
								87 N	Oral Roberts	0	3	175 H	Elon	3	1				
								98 A	Appalachian St.	0	3	180 A	Kennesaw St.	1	3				
								98 H	Appalachian St.	1	3	185 N	Connecticut	0	3				
												196 A	Davidson	0	3				
												197 H	East Tenn. St.	0	3				
												203 H	UNC Asheville	1	3				
												217 N	Jackson St.	2	3				
												223 A	Western Caro.	1	3				
												223 H	Western Caro.	2	3				
												237 A	UNC Greensboro	0	3				
												237 H	UNC Greensboro	3	2				
												242 N	Northwestern St.	3	1				
												265 A	Mercer	1	3				
												265 H	Mercer	0	3				
												272 A	Wofford	0	3				
												281 A	Alabama A&M	3	0				
												282 H	Citadel	3	0				
												298 H	Tennessee Tech	2	3				
LAST 10 GAMES				LAST 10 GAMES				LAST 10 GAMES				LAST 10 GAMES							
				223 H	Western Caro.	2	3	64 H	Furman	0	3	298 H	Tennessee Tech	2	3				
				98 H	Appalachian St.	1	3	132 A	Ga. Southern	0	3								
				175 A	Elon	0	3	196 A	Davidson	0	3								
				237 A	UNC Greensboro	0	3	265 A	Mercer	1	3								
				62 H	Samford	1	3	282 H	Citadel	3	0								

Non-Div. I Games:

Chattanooga

Average RPI Win: 298		WON-LOST	WINNING	LAST 10	STRENGTH OF		OPP. STRENGTH	TEAM	ADJ	CONF.	ADJ CONF.
Average RPI Loss: 163		RECORD	PCT. RANK	GAMES	SCHEDULE		OF SCHEDULE	RPI	RPI	RPI	RPI
DIV. I ONLY		8- 18	.30769	267	307		227	296	.36362	280	31
DIV. I NON-CONF.		6- 17	.26087	271	265		228	287	.37184	286	31
TOTALS		RPI 1-25	RPI 26-50		W-L RECORDS		RPI 51-100		RPI 101-150		RPI 150+
8- 18	0- 0	0- 0		OVERALL		0- 1		0- 9		8- 8	
2- 3	0- 0	0- 0		HOME		0- 0		0- 2		2- 1	
2- 10	0- 0	0- 0		AWAY		0- 1		0- 5		2- 4	
4- 5	0- 0	0- 0		NEUTRAL		0- 0		0- 2		4- 3	
6- 17	0- 0	0- 0		NON-CONFERENCE		0- 1		0- 9		6- 7	
2- 3	0- 0	0- 0		HOME		0- 0		0- 2		2- 1	
1- 9	0- 0	0- 0		AWAY		0- 1		0- 5		1- 3	
3- 5	0- 0	0- 0		NEUTRAL		0- 0		0- 2		3- 3	
2- 1	0- 0	0- 0		CONFERENCE		0- 0		0- 0		2- 1	
0- 0	0- 0	0- 0		HOME		0- 0		0- 0		0- 0	
1- 1	0- 0	0- 0		AWAY		0- 0		0- 0		1- 1	
1- 0	0- 0	0- 0		NEUTRAL		0- 0		0- 0		1- 0	
RPI S	Opponent	Score	RPI S	Opponent	Score	RPI S	Opponent	Score	RPI S	Opponent	Score
						92 A	Pacific	0 3	103 A	Oregon St.	0 3
									104 A	Cal Poly	0 3
									107 A	Utah Valley	0 3
									109 N	Illinois St.	0 3
									129 N	Loyola Marymount	0 3
									134 A	Fresno St.	1 3
									134 H	Fresno St.	0 3
									142 H	UNLV	2 3
									145 A	Liberty	0 3
									170 N	San Jose St.	0 3
									187 N	UC Riverside	0 3
									190 N	Northern Ariz.	0 3
									192 A	Idaho St.	0 3
									195 A	Md.-East. Shore	1 3
									218 A	Southern Utah	2 3
									271 N	Hampton	3 1
									283 A	Seattle	1 3
									283 A	Seattle	3 1
									283 N	Seattle	3 0
									296 N	Saint Francis (PA)	3 2
									304 H	Montana St.	0 3
									304 H	Montana St.	3 1
									310 A	Alabama St.	3 1
									318 H	N.C. Central	3 0
									319 N	Rider	3 1
			LAST 10 GAMES								
			304 H	Montana St.	0 3	142 H	UNLV	2 3			
			304 H	Montana St.	3 1	134 H	Fresno St.	0 3			
			283 A	Seattle	3 1	218 A	Southern Utah	2 3			
			283 A	Seattle	1 3	271 N	Hampton	3 1			
			192 A	Idaho St.	0 3	195 A	Md.-East. Shore	1 3			

Non-Div. I Games:

CSU Bakersfield

Average RPI Win: Average RPI Loss:	297 196	WON-LOST RECORD	WINNING PCT. RANK	LAST 10 GAMES		STRENGTH OF SCHEDULE	OPP. STRENGTH OF SCHEDULE	TEAM RPI	ADJ RPI	CONF. RPI	ADJ CONF. RPI
DIV. I ONLY		13- 18	.41935 203	7- 2		299	302	279	.36023 281	33	33
DIV. I NON-CONF.		3- 15	.16667 294	0- 0		238	226	302	.33641 305	33	33
TOTALS	RPI 1-25		RPI 26-50	W-L RECORDS		RPI 51-100		RPI 101-150		RPI 150+	
13- 18	0- 0		0- 0	OVERALL		0- 1		0- 4		13- 13	
3- 3	0- 0		0- 0	HOME		0- 0		0- 0		3- 3	
3- 8	0- 0		0- 0	AWAY		0- 0		0- 4		3- 4	
7- 7	0- 0		0- 0	NEUTRAL		0- 1		0- 0		7- 6	
3- 15	0- 0		0- 0	NON-CONFERENCE		0- 1		0- 4		3- 10	
0- 2	0- 0		0- 0	HOME		0- 0		0- 0		0- 2	
0- 7	0- 0		0- 0	AWAY		0- 0		0- 4		0- 3	
3- 6	0- 0		0- 0	NEUTRAL		0- 1		0- 0		3- 5	
10- 3	0- 0		0- 0	CONFERENCE		0- 0		0- 0		10- 3	
3- 1	0- 0		0- 0	HOME		0- 0		0- 0		3- 1	
3- 1	0- 0		0- 0	AWAY		0- 0		0- 0		3- 1	
4- 1	0- 0		0- 0	NEUTRAL		0- 0		0- 0		4- 1	
RPI S Opponent	Score		RPI S Opponent	Score		RPI S Opponent	Score	RPI S Opponent	Score		
						62 N Samford	0 3	117 A Auburn	0 3		
								139 A Memphis	0 3		
								140 A Miami (OH)	0 3		
								149 A Alabama	0 3		
								152 N Fla. Gulf Coast	3 1		
								169 A Troy	2 3		
								191 N Georgia St.	0 3		
								202 H UT Martin	1 3		
								215 A South Ala.	0 3		
								217 A Jackson St.	2 3		
								217 H Jackson St.	2 3		
								217 N Jackson St.	1 3		
								224 N Radford	2 3		
								228 N UALR	1 3		
								233 A Nicholls St.	0 3		
								256 N La.-Monroe	2 3		
								259 N Southeast Mo. St.	3 1		
								267 N Louisiana Tech	1 3		
								279 H Chattanooga	0 3		
								297 N Prairie View	3 2		
								310 A Alabama St.	3 1		
				LAST 10 GAMES				310 H Alabama St.	3 1		
				217 N Jackson St.	1 3	316 H Mississippi Val.	3 0	311 N Southeastern La.	3 1		
				315 N Southern U.	3 0	326 H Alcorn St.	3 0	314 N Grambling	3 1		
				315 N Southern U.	3 0	316 A Mississippi Val.	3 1	315 N Southern U.	3 0		
				297 N Prairie View	3 2	217 A Jackson St.	2 3	315 N Southern U.	3 0		
				310 H Alabama St.	3 1	310 A Alabama St.	3 1	316 A Mississippi Val.	3 1		

Non-Div. I Games:

Albany St. (GA)

3 0

Albany St. (GA)

3 0

Ala.-Huntsville

3 2
































Alabama A&M

RPI	S	Opponent	Score	
316	H	Mississippi Val.	3	0
326	A	Alcorn St.	3	0
326	H	Alcorn St.	3	0

Alabama A&M

A
l
a
b
a
m
a
A
&
M

A
l
a
b
a
m
a
A
&
M

Average RPI Win: 306		WON-LOST	WINNING	LAST 10	STRENGTH OF		OPP. STRENGTH	TEAM	ADJ	CONF.	ADJ CONF.
Average RPI Loss: 171		RECORD	PCT. RANK	GAMES	SCHEDULE		OF SCHEDULE	RPI	RPI	RPI	RPI
DIV. I ONLY		6- 22	.21429	293	1- 9		215	283	287	.35666	282
DIV. I NON-CONF.		5- 7	.41667	209	0- 1		297	326	286	.37771	279
TOTALS		RPI 1-25	RPI 26-50		W-L RECORDS		RPI 51-100		RPI 101-150		RPI 150+
6- 22	0- 0	0- 0		OVERALL		0- 6		0- 5		6- 11	
4- 11	0- 0	0- 0		HOME		0- 3		0- 2		4- 6	
1- 9	0- 0	0- 0		AWAY		0- 3		0- 1		1- 5	
1- 2	0- 0	0- 0		NEUTRAL		0- 0		0- 2		1- 0	
5- 7	0- 0	0- 0		NON-CONFERENCE		0- 0		0- 3		5- 4	
3- 4	0- 0	0- 0		HOME		0- 0		0- 1		3- 3	
1- 1	0- 0	0- 0		AWAY		0- 0		0- 0		1- 1	
1- 2	0- 0	0- 0		NEUTRAL		0- 0		0- 2		1- 0	
1- 15	0- 0	0- 0		CONFERENCE		0- 6		0- 2		1- 7	
1- 7	0- 0	0- 0		HOME		0- 3		0- 1		1- 3	
0- 8	0- 0	0- 0		AWAY		0- 3		0- 1		0- 4	
0- 0	0- 0	0- 0		NEUTRAL		0- 0		0- 0		0- 0	
RPI S	Opponent	Score	RPI S	Opponent	Score	RPI S	Opponent	Score	RPI S	Opponent	Score
						62 A	Samford	0 	112 H	North Carolina St.	0 
						64 A	Furman	1 	122 N	Towson	2 
						64 H	Furman	0 	132 A	Ga. Southern	0 
						71 A	Col. of Charleston	1 	132 H	Ga. Southern	0 
						71 H	Col. of Charleston	0 	145 N	Liberty	0 
						98 H	Appalachian St.	1 	175 A	Elon	0 
									196 A	Davidson	0 
									196 H	Davidson	0 
									223 H	Western Caro.	0 
									232 H	UNC Wilmington	2 
									237 H	UNC Greensboro	0 
									272 A	Wofford	0 
									272 H	Wofford	3 1
									276 H	Coastal Caro.	0 
									279 A	Chattanooga	0 
									287 A	South Carolina St.	0 
									287 H	South Carolina St.	3 0
									307 H	Charleston So.	1 
									310 N	Alabama St.	3 2
									313 H	Bethune-Cookman	3 1
									324 A	N.C. A&T	3 0
									327 H	Savannah St.	3 0
LAST 10 GAMES											
						175 A	Elon	0 	132 A	Ga. Southern	0 
						71 H	Col. of Charleston	0 	276 H	Coastal Caro.	0 
						272 H	Wofford	3 1	98 H	Appalachian St.	1 
						64 H	Furman	0 	223 H	Western Caro.	0 
						196 A	Davidson	0 	279 A	Chattanooga	0 

Non-Div. I Games: Francis Marion 3 2 Claflin 3 0

Citadel

Average RPI Win:	217	WON-LOST RECORD	WINNING PCT. RANK	LAST 10 GAMES	STRENGTH OF SCHEDULE	OPP. STRENGTH OF SCHEDULE	TEAM RPI	ADJ RPI	CONF. RPI	ADJ CONF. RPI	
DIV. I ONLY		5- 22	.18519 304	1- 9	252	154	291	.3558 283	31	31	
DIV. I NON-CONF.		4- 20	.16667 294	0- 8	190	104	276	.37469 282	31	31	
<hr/>											
TOTALS	RPI 1-25	RPI 26-50		W-L RECORDS	RPI 51-100		RPI 101-150		RPI 150+		
5- 22	0- 0	0- 3		OVERALL	0- 5		0- 5		5- 11		
3- 5	0- 0	0- 0		HOME	0- 0		0- 2		3- 3		
1- 14	0- 0	0- 3		AWAY	0- 5		0- 2		1- 6		
1- 3	0- 0	0- 0		NEUTRAL	0- 0		0- 1		1- 2		
<hr/>											
4- 20	0- 0	0- 3		NON-CONFERENCE	0- 5		0- 5		4- 9		
2- 4	0- 0	0- 0		HOME	0- 0		0- 2		2- 2		
1- 16	0- 0	0- 3		AWAY	0- 5		0- 2		1- 6		
1- 2	0- 0	0- 0		NEUTRAL	0- 0		0- 1		1- 1		
<hr/>											
1- 2	0- 0	0- 0		CONFERENCE	0- 0		0- 0		1- 2		
1- 1	0- 0	0- 0		HOME	0- 0		0- 0		1- 1		
0- 0	0- 0	0- 0		AWAY	0- 0		0- 0		0- 0		
0- 1	0- 0	0- 0		NEUTRAL	0- 0		0- 0		0- 1		
<hr/>											
RPI S	Opponent	Score	RPI S	Opponent	Score	RPI S	Opponent	Score	RPI S	Opponent	Score
			28 A	Colorado St.	0 3	55 A	St. Mary's (CA)	0 3	103 A	Oregon St.	0 3
			30 A	Oregon	0 3	55 A	St. Mary's (CA)	0 3	108 A	Northern Colo.	0 3
			35 A	Washington	0 3	92 A	Pacific	0 3	120 H	Santa Clara	0 3
						92 A	Pacific	0 3	129 N	Loyola Marymount	0 3
						95 A	UC Davis	1 3	134 H	Fresno St.	0 3
									156 H	Washington St.	2 3
									158 A	Boise St.	3 1
									159 A	Sacramento St.	1 3
									161 A	UC Irvine	0 3
									176 A	Portland St.	2 3
									176 H	Portland St.	0 3
									179 N	Hofstra	1 3
									198 H	Gonzaga	3 2
									199 H	Eastern Wash.	3 0
									209 A	Portland	0 3
									248 N	Air Force	3 0
									263 A	Nevada	0 3
									280 H	CSU Bakersfield	3 1
									280 H	CSU Bakersfield	1 3
									280 N	CSU Bakersfield	0 3
									304 A	Montana St.	0 3
<hr/>											
LAST 10 GAMES											
			55 A	St. Mary's (CA)	0 3	280 H	CSU Bakersfield	1 3			
			55 A	St. Mary's (CA)	0 3	280 H	CSU Bakersfield	3 1			
			92 A	Pacific	0 3	108 A	Northern Colo.	0 3			
			92 A	Pacific	0 3	161 A	UC Irvine	0 3			
			176 H	Portland St.	0 3	159 A	Sacramento St.	1 3			

Non-Div. I Games:

Seattle

Average RPI Win:	303	WON-LOST RECORD	WINNING PCT. RANK	LAST 10 GAMES	STRENGTH OF SCHEDULE	OPP. STRENGTH OF SCHEDULE	TEAM RPI	ADJ RPI	CONF. RPI	ADJ CONF. RPI	
DIV. I ONLY		6- 24	.2 297	2- 7	231	243	289	.35509	284	22	21
DIV. I NON-CONF.		5- 14	.26316 270	2- 1	258	242	288	.36567	290	23	24
<hr/>											
TOTALS	RPI 1-25	RPI 26-50		W-L RECORDS	RPI 51-100		RPI 101-150		RPI 150+		
6- 24	0- 0	0- 1		OVERALL	0- 3		0- 10		6- 10		
1- 8	0- 0	0- 0		HOME	0- 1		0- 4		1- 3		
3- 8	0- 0	0- 1		AWAY	0- 1		0- 3		3- 3		
2- 8	0- 0	0- 0		NEUTRAL	0- 1		0- 3		2- 4		
<hr/>											
5- 14	0- 0	0- 1		NON-CONFERENCE	0- 1		0- 5		5- 7		
1- 3	0- 0	0- 0		HOME	0- 0		0- 2		1- 1		
2- 4	0- 0	0- 1		AWAY	0- 0		0- 1		2- 2		
2- 7	0- 0	0- 0		NEUTRAL	0- 1		0- 2		2- 4		
<hr/>											
1- 10	0- 0	0- 0		CONFERENCE	0- 2		0- 5		1- 3		
0- 5	0- 0	0- 0		HOME	0- 1		0- 2		0- 2		
1- 4	0- 0	0- 0		AWAY	0- 1		0- 2		1- 1		
0- 1	0- 0	0- 0		NEUTRAL	0- 0		0- 1		0- 0		
<hr/>											
RPI S	Opponent	Score	RPI S	Opponent	Score	RPI S	Opponent	Score	RPI S	Opponent	Score
			46 A	Baylor	0 3	52 A	North Dakota	0 3	106 A	Houston Baptist	0 3
			52 H	North Dakota	0 3	106 H	Houston Baptist	0 3			
			68 N	Eastern Mich.	0 3	106 N	Houston Baptist	0 3			
			107 A	Utah Valley	0 3						
			107 H	Utah Valley	0 3						
			108 N	Northern Colo.	0 3						
			113 H	Texas Tech	0 3						
			118 H	New Mexico	0 3						
			122 N	Towson	0 3						
			137 A	Sam Houston St.	1 3						
			162 N	North Texas	0 3						
			221 A	A&M-Corpus Christi	0 3						
			221 H	A&M-Corpus Christi	2 3						
			221 N	A&M-Corpus Christi	1 3						
			229 A	Robert Morris	1 3						
			236 N	Rutgers	0 3						
			239 A	NJIT	0 3						
			239 H	NJIT	2 3						
			264 N	McNeese St.	0 3						
			267 N	Louisiana Tech	3 0						
			295 N	Morgan St.	3 0						
			297 A	Prairie View	3 2						
			317 A	Chicago St.	3 2						
			317 H	Chicago St.	2 3						
			322 A	Texas Southern	3 0						
322 H	Texas Southern	3 0									
LAST 10 GAMES											
106 N	Houston Baptist	0 3	107 A	Utah Valley	0 3	317 A	Chicago St.	3 2			
106 A	Houston Baptist	0 3	52 A	North Dakota	0 3	317 H	Chicago St.	2 3			
322 A	Texas Southern	3 0	118 H	New Mexico	0 3	322 A	Texas Southern	3 0			
317 H	Chicago St.	2 3	322 H	Texas Southern	3 0	322 H	Texas Southern	3 0			
239 H	NJIT	2 3	52 H	North Dakota	0 3						

Non-Div. I Games:	Huston-Tillotson	3	0
-------------------	------------------	---	---

Tex.-Pan American

[illegible]

Non-Div. I Games:

S.C. Upstate

Average RPI Win:		265	WON-LOST RECORD		WINNING PCT. RANK		LAST 10 GAMES		STRENGTH OF SCHEDULE		OPP. STRENGTH OF SCHEDULE		TEAM RPI		ADJ RPI		CONF. RPI		ADJ CONF. RPI				
DIV. I ONLY			8- 23		.25806 285		4- 6		213		248		277		.35294 286		27		27				
DIV. I NON-CONF.			0- 11		0 314		0- 0		103		157		291		.36497 291		25		25				
TOTALS		RPI 1-25		RPI 26-50		W-L RECORDS		RPI 51-100		RPI 101-150		RPI 150+											
8- 23		0- 1		0- 1		OVERALL		0- 2		0- 2		8- 17											
6- 5		0- 0		0- 0		HOME		0- 1		0- 0		6- 4											
2- 11		0- 0		0- 0		AWAY		0- 1		0- 1		2- 9											
0- 7		0- 1		0- 1		NEUTRAL		0- 0		0- 1		0- 4											
0- 11		0- 1		0- 1		NON-CONFERENCE		0- 0		0- 2		0- 7											
0- 1		0- 0		0- 0		HOME		0- 0		0- 0		0- 1											
0- 3		0- 0		0- 0		AWAY		0- 0		0- 1		0- 2											
0- 7		0- 1		0- 1		NEUTRAL		0- 0		0- 1		0- 4											
8- 12		0- 0		0- 0		CONFERENCE		0- 2		0- 0		8- 10											
6- 4		0- 0		0- 0		HOME		0- 1		0- 0		6- 3											
2- 8		0- 0		0- 0		AWAY		0- 1		0- 0		2- 7											
0- 0		0- 0		0- 0		NEUTRAL		0- 0		0- 0		0- 0											
RPI	S	Opponent		Score		RPI	S	Opponent		Score		RPI	S	Opponent		Score							
21	N	Western Ky.		0 3		34	N	Ball St.		0 3		86	A	Morehead St.		0 3							
												86	H	Morehead St.		0 3							
												123	A	Belmont		0 3							
												139	N	Memphis		0 3							
												159	N	Sacramento St.		1 3							
												167	A	Valparaiso		0 3							
												181	H	Evansville		0 3							
												181	N	Evansville		1 3							
												182	A	Tennessee St.		1 3							
												182	H	Tennessee St.		0 3							
												202	A	UT Martin		1 3							
												202	H	UT Martin		3 2							
												221	N	A&M-Corpus Christi		0 3							
												222	N	Green Bay		0 3							
												226	A	Southern Ill.		0 3							
												251	A	Eastern Ky.		2 3							
												251	H	Eastern Ky.		3 0							
												257	A	Austin Peay		0 3							
												257	H	Austin Peay		0 3							
												259	A	Southeast Mo. St.		2 3							
												259	H	Southeast Mo. St.		3 0							
												261	A	Jacksonville St.		1 3							
												261	H	Jacksonville St.		2 3							
												275	A	Eastern Ill.		3 1							
												275	H	Eastern Ill.		3 2							
												278	A	SIU Edwardsville		3 1							
												278	H	SIU Edwardsville		3 1							
												298	A	Tennessee Tech		1 3							
												298	H	Tennessee Tech		3 0							
LAST 10 GAMES																							
257 H Austin Peay						0 3		202 H UT Martin						3 2		275 H Eastern Ill.						3 2	
182 H Tennessee St.						0 3		259 H Southeast Mo. St.						3 0		278 A SIU Edwardsville						3 1	
86 A Morehead St.						0 3		298 A Tennessee Tech						1 3		278 H SIU Edwardsville						3 1	
251 A Eastern Ky.						2 3		261 A Jacksonville St.						1 3		298 A Tennessee Tech						1 3	
275 H Eastern Ill.						3 2		251 H Eastern Ky.						3 0		298 H Tennessee Tech						3 0	

Non-Div. I Games:

Murray St.

Average RPI Win:	299	WON-LOST	WINNING	LAST 10	STRENGTH OF	OPP. STRENGTH	TEAM	ADJ	CONF.	ADJ CONF.				
Average RPI Loss:	220	RECORD	PCT. RANK	GAMES	SCHEDULE	OF SCHEDULE	RPI	RPI	RPI	RPI				
DIV. I ONLY	16- 16	.5	152	5- 5	321	309	285	.35135	287	32	32			
DIV. I NON-CONF.	8- 13	.38095	229	1- 2	285	280	270	.36948	288	32	32			
<hr/>														
TOTALS	RPI 1-25	RPI 26-50		W-L RECORDS		RPI 51-100		RPI 101-150		RPI 150+				
16- 16	0- 0	0- 0		OVERALL		0- 2		0- 1		16- 13				
8- 2	0- 0	0- 0		HOME		0- 0		0- 0		8- 2				
6- 7	0- 0	0- 0		AWAY		0- 1		0- 1		6- 5				
2- 7	0- 0	0- 0		NEUTRAL		0- 1		0- 0		2- 6				
<hr/>														
8- 13	0- 0	0- 0		NON-CONFERENCE		0- 2		0- 1		8- 10				
4- 1	0- 0	0- 0		HOME		0- 0		0- 0		4- 1				
2- 6	0- 0	0- 0		AWAY		0- 1		0- 1		2- 4				
2- 6	0- 0	0- 0		NEUTRAL		0- 1		0- 0		2- 5				
<hr/>														
8- 3	0- 0	0- 0		CONFERENCE		0- 0		0- 0		8- 3				
4- 1	0- 0	0- 0		HOME		0- 0		0- 0		4- 1				
4- 1	0- 0	0- 0		AWAY		0- 0		0- 0		4- 1				
0- 1	0- 0	0- 0		NEUTRAL		0- 0		0- 0		0- 1				
<hr/>														
RPI S	Opponent	Score	RPI S	Opponent	Score	RPI S	Opponent	Score	RPI S	Opponent	Score			
						51 N	Ohio	0 3	132 A	Ga. Southern	1 3			
						54 A	Clemson	0 3	182 N	Tennessee St.	0 3			
									191 N	Georgia St.	0 3			
									216 A	North Florida	0 3			
									217 N	Jackson St.	2 3			
									235 N	Presbyterian	3 2			
									235 N	Presbyterian	1 3			
									244 A	Jacksonville	1 3			
									258 A	Florida A&M	0 3			
									258 H	Florida A&M	3 1			
									271 N	Hampton	1 3			
									272 H	Wofford	3 1			
									276 A	Coastal Caro.	0 3			
									276 H	Coastal Caro.	3 1			
									282 A	Citadel	0 3			
									282 H	Citadel	3 0			
									285 A	S.C. Upstate	3 0			
									290 N	Loyola Maryland	0 3			
									307 H	Charleston So.	1 3			
									310 A	Alabama St.	3 0			
			310 H	Alabama St.	3 0									
			LAST 10 GAMES											
			271 N	Hampton	1 3							313 A	Bethune-Cookman	3 1
			324 H	N.C. A&T	3 0							258 A	Florida A&M	0 3
			318 H	N.C. Central	2 3							307 H	Charleston So.	1 3
			327 A	Savannah St.	3 0							285 A	S.C. Upstate	3 0
			276 A	Coastal Caro.	0 3							318 A	N.C. Central	3 0
			324 A	N.C. A&T	3 0									

Non-Div. I Games:	Claflin	3	0
-------------------	---------	---	---

South Carolina St.

RPI	S	Opponent	Score	
324	H N.C.	A&T	3	0
327	A	Savannah St.	3	0
327	H	Savannah St.	3	0

South Carolina St.
a
S
t
.

S
o
u
t
h
C
a
r
o
l
i
n
a
S
t
.

Average RPI Win: 301		WON-LOST	WINNING	LAST 10	STRENGTH OF		OPP. STRENGTH	TEAM	ADJ	CONF.	ADJ CONF.
Average RPI Loss: 188		RECORD	PCT. RANK	GAMES	SCHEDULE		OF SCHEDULE	RPI	RPI	RPI	RPI
DIV. I ONLY		6- 17	.26087	284	2- 8		257	294	290	.35064	288
DIV. I NON-CONF.		3- 6	.33333	246	0- 0		271	316	282	.37944	278
TOTALS		RPI 1-25	RPI 26-50		W-L RECORDS		RPI 51-100		RPI 101-150		RPI 150+
6- 17	0- 0	0- 0		OVERALL		0- 4		0- 1		6- 12	
5- 8	0- 0	0- 0		HOME		0- 2		0- 1		5- 5	
0- 8	0- 0	0- 0		AWAY		0- 2		0- 0		0- 6	
1- 1	0- 0	0- 0		NEUTRAL		0- 0		0- 0		1- 1	
3- 6	0- 0	0- 0		NON-CONFERENCE		0- 0		0- 1		3- 5	
2- 4	0- 0	0- 0		HOME		0- 0		0- 1		2- 3	
0- 1	0- 0	0- 0		AWAY		0- 0		0- 0		0- 1	
1- 1	0- 0	0- 0		NEUTRAL		0- 0		0- 0		1- 1	
3- 11	0- 0	0- 0		CONFERENCE		0- 4		0- 0		3- 7	
3- 4	0- 0	0- 0		HOME		0- 2		0- 0		3- 2	
0- 7	0- 0	0- 0		AWAY		0- 2		0- 0		0- 5	
0- 0	0- 0	0- 0		NEUTRAL		0- 0		0- 0		0- 0	
RPI S	Opponent	Score	RPI S	Opponent	Score	RPI S	Opponent	Score	RPI S	Opponent	Score
						92 A Army	0	3	135 H Bowling Green	0	3
						92 H Army	0	3	160 H Dartmouth	0	3
						94 A American	0	3	178 A Lehigh	0	3
						94 H American	0	3	178 H Lehigh	0	3
									184 A Central Conn. St.	2	3
									200 A Colgate	1	3
									200 H Colgate	0	3
									225 H Stony Brook	2	3
									225 N Stony Brook	0	3
									245 H Manhattan	0	3
									273 H Fordham	3	2
									277 A Holy Cross	0	3
									277 H Holy Cross	3	0
									303 A Lafayette	0	3
									303 H Lafayette	3	0
									309 A Navy	2	3
									309 H Navy	3	1
									321 H Coppin St.	3	1
									325 N Saint Peter's	3	2
LAST 10 GAMES											
						92 A Army	0	3	94 H American	0	3
						277 A Holy Cross	0	3	309 H Navy	3	1
						303 A Lafayette	0	3	277 H Holy Cross	3	0
						178 A Lehigh	0	3	92 H Army	0	3
						200 H Colgate	0	3	200 A Colgate	1	3

Non-Div. I Games:

Bucknell

Average RPI Win:	191	WON-LOST RECORD	WINNING PCT. RANK	LAST 10 GAMES	STRENGTH OF SCHEDULE	OPP. STRENGTH OF SCHEDULE	TEAM RPI	ADJ RPI	CONF. RPI	ADJ CONF. RPI				
DIV. I ONLY		3- 25	.10714	318	3- 7	151	173	286	.34787	289	21	23		
DIV. I NON-CONF.		0- 12	0	314	0- 1	102	62	284	.37966	276	19	19		
<hr/>														
TOTALS	RPI 1-25	RPI 26-50		W-L RECORDS		RPI 51-100		RPI 101-150		RPI 150+				
3- 25	0- 1	0- 0		OVERALL		0- 4		0- 5		3- 15				
2- 10	0- 0	0- 0		HOME		0- 0		0- 2		2- 8				
1- 11	0- 1	0- 0		AWAY		0- 1		0- 2		1- 7				
0- 4	0- 0	0- 0		NEUTRAL		0- 3		0- 1		0- 0				
<hr/>														
0- 12	0- 1	0- 0		NON-CONFERENCE		0- 4		0- 3		0- 4				
0- 4	0- 0	0- 0		HOME		0- 0		0- 1		0- 3				
0- 4	0- 1	0- 0		AWAY		0- 1		0- 1		0- 1				
0- 4	0- 0	0- 0		NEUTRAL		0- 3		0- 1		0- 0				
<hr/>														
3- 13	0- 0	0- 0		CONFERENCE		0- 0		0- 2		3- 11				
2- 6	0- 0	0- 0		HOME		0- 0		0- 1		2- 5				
1- 7	0- 0	0- 0		AWAY		0- 0		0- 1		1- 6				
0- 0	0- 0	0- 0		NEUTRAL		0- 0		0- 0		0- 0				
<hr/>														
RPI	S	Opponent	Score		RPI	S	Opponent	Score		RPI	S	Opponent	Score	
4	A	Nebraska	0	3						55	N	St. Mary's (CA)	0	3
										59	A	BYU	0	3
										69	N	Creighton	0	3
										81	N	Northwestern	0	3
										107	H	Utah Valley	2	3
										108	A	Northern Colo.	0	3
										108	H	Northern Colo.	0	3
										124	N	Cal St. Northridge	2	3
										138	A	Utah	0	3
										158	A	Boise St.	0	3
										158	H	Boise St.	0	3
										159	A	Sacramento St.	0	3
										159	H	Sacramento St.	1	3
										173	H	Utah St.	2	3
										176	A	Portland St.	0	3
										176	H	Portland St.	0	3
										190	A	Northern Ariz.	3	0
										190	H	Northern Ariz.	3	2
										192	A	Idaho St.	1	3
										192	H	Idaho St.	3	1
										199	A	Eastern Wash.	0	3
										199	H	Eastern Wash.	1	3
										208	A	Montana	1	3
										208	H	Montana	1	3
										218	H	Southern Utah	1	3
										304	A	Montana St.	0	3
										304	H	Montana St.	2	3
					LAST 10 GAMES									
					208	A	Montana	1	3	159	A	Sacramento St.	0	3
					304	A	Montana St.	0	3	192	H	Idaho St.	3	1
					108	H	Northern Colo.	0	3	199	H	Eastern Wash.	1	3
					190	H	Northern Ariz.	3	2	176	H	Portland St.	0	3
					218	H	Southern Utah	1	3	190	A	Northern Ariz.	3	0

Non-Div. I Games: BYU-Hawaii 2 3

Weber St.

Average RPI Win: Average RPI Loss:	302 188	WON-LOST RECORD	WINNING PCT. RANK	LAST 10 GAMES		STRENGTH OF SCHEDULE	OPP. STRENGTH OF SCHEDULE	TEAM RPI	ADJ RPI	CONF. RPI	ADJ CONF. RPI
DIV. I ONLY		8- 23	.25806 285	2- 8		216	304	283	.34748 290	30	30
DIV. I NON-CONF.		3- 10	.23077 278	0- 0		100	291	244	.42079 246	30	30
TOTALS	RPI 1-25		RPI 26-50		W-L RECORDS		RPI 51-100		RPI 101-150		RPI 150+
8- 23	0- 0		0- 0		OVERALL		0- 4		0- 4		8- 15
3- 9	0- 0		0- 0		HOME		0- 1		0- 2		3- 6
3- 8	0- 0		0- 0		AWAY		0- 1		0- 1		3- 6
2- 6	0- 0		0- 0		NEUTRAL		0- 2		0- 1		2- 3
3- 10	0- 0		0- 0		NON-CONFERENCE		0- 4		0- 2		3- 4
0- 3	0- 0		0- 0		HOME		0- 1		0- 1		0- 1
1- 1	0- 0		0- 0		AWAY		0- 1		0- 0		1- 0
2- 6	0- 0		0- 0		NEUTRAL		0- 2		0- 1		2- 3
5- 13	0- 0		0- 0		CONFERENCE		0- 0		0- 2		5- 11
3- 6	0- 0		0- 0		HOME		0- 0		0- 1		3- 5
2- 7	0- 0		0- 0		AWAY		0- 0		0- 1		2- 6
0- 0	0- 0		0- 0		NEUTRAL		0- 0		0- 0		0- 0
RPI S Opponent Score			RPI S Opponent Score			RPI S Opponent Score			RPI S Opponent Score		
						54 N Clemson 0 3			116 H George Washington 0 3		
						56 N TCU 2 3			122 N Towson 0 3		
						94 H American 1 3			148 A Niagara 0 3		
						99 A Villanova 0 3			148 H Niagara 0 3		
									166 A Fairfield 0 3		
									166 H Fairfield 0 3		
									182 H Tennessee St. 1 3		
									200 N Colgate 0 3		
									205 N UMBC 0 3		
									231 A Marist 1 3		
									231 H Marist 2 3		
									243 A Siena 1 3		
									243 H Siena 3 2		
									245 A Manhattan 2 3		
									245 H Manhattan 1 3		
									262 A Canisius 0 3		
									262 H Canisius 0 3		
									269 A Iona 1 3		
									269 H Iona 0 3		
									287 N South Carolina St. 3 0		
									295 N Morgan St. 3 1		
									303 A Lafayette 3 2		
					LAST 10 GAMES				319 A Rider 3 0		
					148 H Niagara 0 3				319 H Rider 3 2		
					262 H Canisius 0 3				321 N Coppin St. 0 3		
					319 H Rider 3 2				325 A Saint Peter's 3 0		
					325 H Saint Peter's 3 0				325 H Saint Peter's 3 0		
					269 H Iona 0 3						
					166 H Fairfield 0 3						
					243 A Siena 1 3						
					231 A Marist 1 3						
					245 H Manhattan 1 3						
					262 A Canisius 0 3						

Non-Div. I Games:

Loyola Maryland

Average RPI Win:	311	WON-LOST RECORD	WINNING PCT. RANK	LAST 10 GAMES	STRENGTH OF SCHEDULE	OPP. STRENGTH OF SCHEDULE	TEAM RPI	ADJ RPI	CONF. RPI	ADJ CONF. RPI					
DIV. I ONLY		3- 26	.10345	319	0- 9	153	184	287	.34686	291	15	16			
DIV. I NON-CONF.		3- 10	.23077	278	0- 1	211	264	279	.37951	277	15	15			
<hr/>															
TOTALS	RPI 1-25	RPI 26-50		W-L RECORDS		RPI 51-100		RPI 101-150		RPI 150+					
3- 26	0- 3	0- 2		OVERALL		0- 4		0- 2		3- 15					
0- 9	0- 1	0- 1		HOME		0- 1		0- 1		0- 5					
1- 11	0- 2	0- 1		AWAY		0- 2		0- 0		1- 6					
2- 6	0- 0	0- 0		NEUTRAL		0- 1		0- 1		2- 4					
3- 10	0- 1	0- 0		NON-CONFERENCE		0- 2		0- 1		3- 6					
0- 2	0- 0	0- 0		HOME		0- 0		0- 0		0- 2					
1- 2	0- 1	0- 0		AWAY		0- 1		0- 0		1- 0					
2- 6	0- 0	0- 0		NEUTRAL		0- 1		0- 1		2- 4					
0- 16	0- 2	0- 2		CONFERENCE		0- 2		0- 1		0- 9					
0- 7	0- 1	0- 1		HOME		0- 1		0- 1		0- 3					
0- 9	0- 1	0- 1		AWAY		0- 1		0- 0		0- 6					
0- 0	0- 0	0- 0		NEUTRAL		0- 0		0- 0		0- 0					
RPI	S	Opponent	Score	RPI	S	Opponent	Score	RPI	S	Opponent	Score				
20	A	Florida	0 3	45	A	Middle Tenn.	0 3	54	N	Clemson	0 3	119	H	Arkansas St.	0 3
21	A	Western Ky.	0 3	45	H	Middle Tenn.	0 3	73	A	UCF	0 3	126	N	Pittsburgh	0 3
21	H	Western Ky.	0 3					90	A	FIU	0 3	152	H	Fla. Gulf Coast	0 3
								90	H	FIU	0 3	153	A	Denver	0 3
												154	N	South Fla.	0 3
												162	A	North Texas	2 3
												169	A	Troy	1 3
												169	H	Troy	2 3
												211	H	Tulane	0 3
												215	A	South Ala.	1 3
												215	H	South Ala.	0 3
												227	A	La.-Lafayette	0 3
												228	H	UALR	0 3
												237	N	UNC Greensboro	2 3
												244	N	Jacksonville	0 3
												256	A	La.-Monroe	1 3
												271	N	Hampton	2 3
												294	N	Stetson	3 2
												313	A	Bethune-Cookman	3 1
												327	N	Savannah St.	3 0
				LAST 10 GAMES											
				215	A	South Ala.	1 3	169	H	Troy	2 3				
				169	A	Troy	1 3	215	H	South Ala.	0 3				
				256	A	La.-Monroe	1 3	90	A	FIU	0 3				
				227	A	La.-Lafayette	0 3	119	H	Arkansas St.	0 3				
				152	H	Fla. Gulf Coast	0 3	228	H	UALR	0 3				

Non-Div. I Games:

Fla. Atlantic

Average RPI Win: 253		WON-LOST RECORD		WINNING PCT. RANK		LAST 10 GAMES		STRENGTH OF SCHEDULE		OPP. STRENGTH OF SCHEDULE		TEAM RPI		ADJ RPI		CONF. RPI		ADJ CONF. RPI	
Average RPI Loss: 200																			
DIV. I ONLY		9- 21		.3 270		3- 7		274		266		284		.34674 292		28		28	
DIV. I NON-CONF.		3- 12		.2 284		1- 0		262		232		297		.35057 298		27		28	
TOTALS		RPI 1-25		RPI 26-50		W-L RECORDS		RPI 51-100		RPI 101-150		RPI 150+							
9- 21		0- 0		0- 0		OVERALL		0- 1		1- 5		8- 15							
6- 8		0- 0		0- 0		HOME		0- 0		1- 2		5- 6							
1- 9		0- 0		0- 0		AWAY		0- 1		0- 1		1- 7							
2- 4		0- 0		0- 0		NEUTRAL		0- 0		0- 2		2- 2							
3- 12		0- 0		0- 0		NON-CONFERENCE		0- 1		0- 3		3- 8							
1- 6		0- 0		0- 0		HOME		0- 0		0- 1		1- 5							
0- 3		0- 0		0- 0		AWAY		0- 1		0- 0		0- 2							
2- 3		0- 0		0- 0		NEUTRAL		0- 0		0- 2		2- 1							
6- 9		0- 0		0- 0		CONFERENCE		0- 0		1- 2		5- 7							
5- 2		0- 0		0- 0		HOME		0- 0		1- 1		4- 1							
1- 6		0- 0		0- 0		AWAY		0- 0		0- 1		1- 5							
0- 1		0- 0		0- 0		NEUTRAL		0- 0		0- 0		0- 1							
RPI S	Opponent	Score		RPI S	Opponent	Score		RPI S	Opponent	Score		RPI S	Opponent	Score					
								65 A	Virginia Tech	1	3	105 H	James Madison	0	3				
												114 N	Cleveland St.	0	3				
												143 N	Indiana	1	3				
												145 A	Liberty	0	3				
												145 H	Liberty	3	0				
												150 H	Winthrop	1	3				
												157 N	Charlotte	3	0				
												171 A	Wake Forest	0	3				
												175 H	Elon	0	3				
												195 H	Md.-East. Shore	1	3				
												196 H	Davidson	0	3				
												203 A	UNC Asheville	0	3				
												220 A	George Mason	0	3				
												224 A	Radford	0	3				
												224 H	Radford	3	2				
												224 N	Radford	0	3				
												235 H	Presbyterian	3	2				
												237 N	UNC Greensboro	1	3				
												250 A	Campbell	2	3				
												250 H	Campbell	0	3				
												253 H	Wright St.	0	3				
												276 A	Coastal Caro.	0	3				
												276 H	Coastal Caro.	3	1				
												293 A	Gardner-Webb	1	3				
												302 H	Norfolk St.	2	3				
												307 A	Charleston So.	3	0				
												307 H	Charleston So.	3	1				
LAST 10 GAMES																			

Non-Div. I Games:

High Point

RPI	S	Opponent	Score	
309	N	Navy	3	0
318	H	N.C. Central	3	1

High Point

H
i
g
h
P
o
i
n
t

H
i
g
h
P
o
i
n
t

Average RPI Win:	237	WON-LOST	WINNING	LAST 10	STRENGTH OF	OPP. STRENGTH	TEAM	ADJ	CONF.	ADJ CONF.						
Average RPI Loss:	218	RECORD	PCT. RANK	GAMES	SCHEDULE	OF SCHEDULE	RPI	RPI	RPI	RPI						
DIV. I ONLY	9- 20	.31034	266	4- 6	275	277	281	.34069	293	28	28					
DIV. I NON-CONF.	4- 7	.36364	236	1- 0	296	257	283	.37516	281	27	28					
<hr/>																
TOTALS	RPI 1-25	RPI 26-50		W-L RECORDS		RPI 51-100		RPI 101-150		RPI 150+						
9- 20	0- 0	0- 0		OVERALL		0- 0		2- 4		7- 16						
5- 3	0- 0	0- 0		HOME		0- 0		2- 0		3- 3						
2- 10	0- 0	0- 0		AWAY		0- 0		0- 3		2- 7						
2- 7	0- 0	0- 0		NEUTRAL		0- 0		0- 1		2- 6						
<hr/>																
4- 7	0- 0	0- 0		NON-CONFERENCE		0- 0		0- 1		4- 6						
1- 0	0- 0	0- 0		HOME		0- 0		0- 0		1- 0						
1- 3	0- 0	0- 0		AWAY		0- 0		0- 1		1- 2						
2- 4	0- 0	0- 0		NEUTRAL		0- 0		0- 0		2- 4						
<hr/>																
5- 13	0- 0	0- 0		CONFERENCE		0- 0		2- 3		3- 10						
4- 3	0- 0	0- 0		HOME		0- 0		2- 0		2- 3						
1- 7	0- 0	0- 0		AWAY		0- 0		0- 2		1- 5						
0- 3	0- 0	0- 0		NEUTRAL		0- 0		0- 1		0- 2						
<hr/>																
RPI	S	Opponent	Score	RPI	S	Opponent	Score	RPI	S	Opponent	Score					
								115	A	South Carolina	0	3				
								145	A	Liberty	2	3				
								145	H	Liberty	3	0				
								145	N	Liberty	1	3				
								150	A	Winthrop	0	3				
								150	H	Winthrop	3	1				
								175	N	Elon	1	3				
								196	N	Davidson	0	3				
								203	A	UNC Asheville	2	3				
								203	H	UNC Asheville	3	0				
								203	N	UNC Asheville	2	3				
								219	N	Bradley	0	3				
								223	H	Western Caro.	3	0				
								223	N	Western Caro.	2	3				
								224	A	Radford	0	3				
								224	H	Radford	1	3				
								235	A	Presbyterian	0	3				
								235	H	Presbyterian	1	3				
								250	H	Campbell	2	3				
								269	N	Iona	3	0				
								272	A	Wofford	3	1				
								LAST 10 GAMES				272	N	Wofford	3	0
												274	A	East Carolina	1	3
												276	A	Coastal Caro.	2	3
												276	A	Coastal Caro.	0	3
285	A	S.C. Upstate	2	3												
292	H	High Point	3	1												
145	N	Liberty	1	3	250	H	Campbell	2	3	274	A	East Carolina	1	3		
224	H	Radford	1	3	292	H	High Point	3	1	276	A	Coastal Caro.	2	3		
145	H	Liberty	3	0	272	A	Wofford	3	1	276	A	Coastal Caro.	0	3		
150	A	Winthrop	0	3	276	A	Coastal Caro.	0	3	285	A	S.C. Upstate	2	3		
235	A	Presbyterian	0	3	307	A	Charleston So.	3	1	292	H	High Point	3	1		

Non-Div. I Games: Montreat 3 0

Gardner-Webb

RPI	S	Opponent	Score	
307	A	Charleston So.	3	1
307	N	Charleston So.	2	3

Gardner-Webb

G
a
r
d
n
e
r
-
W
e
b
b

G
a
r
d
n
e
r
-
W
e
b
b

Average RPI Win: 295		WON-LOST	WINNING	LAST 10	STRENGTH OF		OPP. STRENGTH	TEAM	ADJ	CONF.	ADJ CONF.
Average RPI Loss: 193		RECORD	PCT. RANK	GAMES	SCHEDULE		OF SCHEDULE	RPI	RPI	RPI	RPI
DIV. I ONLY		8- 18	.30769	267	4- 6		298	300	297	.34047	294
DIV. I NON-CONF.		6- 7	.46154	187	2- 0		319	327	293	.37262	285
TOTALS		RPI 1-25	RPI 26-50		W-L RECORDS		RPI 51-100		RPI 101-150		RPI 150+
8- 18	0- 0	0- 0		OVERALL		0- 3		0- 2		8- 13	
6- 5	0- 0	0- 0		HOME		0- 0		0- 0		6- 5	
2- 8	0- 0	0- 0		AWAY		0- 1		0- 2		2- 5	
0- 5	0- 0	0- 0		NEUTRAL		0- 2		0- 0		0- 3	
6- 7	0- 0	0- 0		NON-CONFERENCE		0- 2		0- 1		6- 4	
4- 1	0- 0	0- 0		HOME		0- 0		0- 0		4- 1	
2- 1	0- 0	0- 0		AWAY		0- 0		0- 1		2- 0	
0- 5	0- 0	0- 0		NEUTRAL		0- 2		0- 0		0- 3	
2- 11	0- 0	0- 0		CONFERENCE		0- 1		0- 1		2- 9	
2- 4	0- 0	0- 0		HOME		0- 0		0- 0		2- 4	
0- 7	0- 0	0- 0		AWAY		0- 1		0- 1		0- 5	
0- 0	0- 0	0- 0		NEUTRAL		0- 0		0- 0		0- 0	
RPI S	Opponent	Score	RPI S	Opponent	Score	RPI S	Opponent	Score	RPI S	Opponent	Score
						62 N	Samford	0 3	123 A	Belmont	0 3
						68 N	Eastern Mich.	0 3	130 A	IUPUI	0 3
						89 A	Lipscomb	0 3	152 A	Fla. Gulf Coast	1 3
									152 H	Fla. Gulf Coast	3 2
									180 A	Kennesaw St.	0 3
									188 N	Marshall	0 3
									197 H	East Tenn. St.	1 3
									216 A	North Florida	1 3
									216 H	North Florida	0 3
									244 A	Jacksonville	0 3
									244 H	Jacksonville	2 3
									265 A	Mercer	1 3
									265 H	Mercer	1 3
									271 N	Hampton	1 3
									272 H	Wofford	1 3
									285 H	S.C. Upstate	3 0
									291 N	Fla. Atlantic	2 3
									313 A	Bethune-Cookman	3 0
									313 H	Bethune-Cookman	3 1
									313 H	Bethune-Cookman	3 0
									327 A	Savannah St.	3 0
									327 H	Savannah St.	3 0
									327 H	Savannah St.	3 0
LAST 10 GAMES											
						216 A	North Florida	1 3	327 A	Savannah St.	3 0
						244 A	Jacksonville	0 3	123 A	Belmont	0 3
						265 H	Mercer	1 3	89 A	Lipscomb	0 3
						313 H	Bethune-Cookman	3 0	285 H	S.C. Upstate	3 0
						152 H	Fla. Gulf Coast	3 2	197 H	East Tenn. St.	1 3

Non-Div. I Games: Southeastern (FL) 3 0

Stetson

[illegible]

Non-Div. I Games:

Morgan St.

Average RPI Win:	303	WON-LOST	WINNING	LAST 10	STRENGTH OF	OPP. STRENGTH	TEAM	ADJ	CONF.	ADJ CONF.			
Average RPI Loss:	201	RECORD	PCT. RANK	GAMES	SCHEDULE	OF SCHEDULE	RPI	RPI	RPI	RPI			
DIV. I ONLY		10- 21	.32258	257	3- 7	296	296	294	.33448	296	29	29	
DIV. I NON-CONF.		5- 10	.33333	246	0- 0	313	311	304	.34214	301	29	29	
<hr/>													
TOTALS	RPI 1-25	RPI 26-50		W-L RECORDS		RPI 51-100		RPI 101-150		RPI 150+			
10- 21	0- 0	0- 0		OVERALL		0- 2		0- 4		10- 15			
5- 5	0- 0	0- 0		HOME		0- 1		0- 1		5- 3			
3- 10	0- 0	0- 0		AWAY		0- 1		0- 3		3- 6			
2- 6	0- 0	0- 0		NEUTRAL		0- 0		0- 0		2- 6			
5- 10	0- 0	0- 0		NON-CONFERENCE		0- 0		0- 2		5- 8			
2- 0	0- 0	0- 0		HOME		0- 0		0- 0		2- 0			
1- 4	0- 0	0- 0		AWAY		0- 0		0- 2		1- 2			
2- 6	0- 0	0- 0		NEUTRAL		0- 0		0- 0		2- 6			
5- 11	0- 0	0- 0		CONFERENCE		0- 2		0- 2		5- 7			
3- 5	0- 0	0- 0		HOME		0- 1		0- 1		3- 3			
2- 6	0- 0	0- 0		AWAY		0- 1		0- 1		2- 4			
0- 0	0- 0	0- 0		NEUTRAL		0- 0		0- 0		0- 0			
<hr/>													
RPI	S	Opponent	Score	RPI	S	Opponent	Score	RPI	S	Opponent	Score		
				80 A Sacred Heart				0	3	133 A Duquesne	0	3	
				80 H Sacred Heart				0	3	145 A Liberty	0	3	
								147 A Long Island				0	3
								147 H Long Island				2	3
								178 A Lehigh				0	3
								184 A Central Conn. St.				0	3
								184 H Central Conn. St.				2	3
								207 N Rhode Island				0	3
								219 N Bradley				1	3
								229 A Robert Morris				0	3
								229 H Robert Morris				2	3
								230 A Akron				0	3
								231 N Marist				1	3
								247 A Fairleigh Dickinson				2	3
								247 H Fairleigh Dickinson				0	3
								260 A Bryant				3	2
								260 H Bryant				3	2
								262 N Canisius				0	3
								270 N Hartford				0	3
								280 N CSU Bakersfield				2	3
				301 A Quinnipiac				0	3				
				301 H Quinnipiac				3	0				
				303 A Lafayette				3	1				
				306 N Howard				3	0				
				312 H Delaware St.				3	2				
				319 N Rider				3	1				
				321 H Coppin St.				3	0				

RPI	S	Opponent	Score	
323	A	St. Francis (NY)	3	0
323	H	St. Francis (NY)	3	1

Saint Francis (PA)
(
P
A
)

S
a
i
n
t
F
r
a
n
c
i
s
(
P
A
)

S
a
i
n
t
F
r
a
n
c
i
s
(
P
A
)

Average RPI Win: 319		WON-LOST RECORD		WINNING PCT. RANK		LAST 10 GAMES		STRENGTH OF SCHEDULE		OPP. STRENGTH OF SCHEDULE		TEAM RPI		ADJ RPI		CONF. RPI		ADJ CONF. RPI	
DIV. I ONLY		9- 19		.32143 263		6- 3		309		310		302		.33356 297		33		33	
DIV. I NON-CONF.		0- 13		0 314		0- 0		111		186		295		.36326 292		33		33	
TOTALS		RPI 1-25		RPI 26-50		W-L RECORDS		RPI 51-100		RPI 101-150		RPI 150+							
9- 19		0- 0		0- 2		OVERALL		0- 2		0- 3		9- 12							
4- 2		0- 0		0- 0		HOME		0- 0		0- 1		4- 1							
4- 6		0- 0		0- 1		AWAY		0- 1		0- 1		4- 3							
1- 11		0- 0		0- 1		NEUTRAL		0- 1		0- 1		1- 8							
0- 13		0- 0		0- 2		NON-CONFERENCE		0- 2		0- 3		0- 6							
0- 2		0- 0		0- 0		HOME		0- 0		0- 1		0- 1							
0- 5		0- 0		0- 1		AWAY		0- 1		0- 1		0- 2							
0- 6		0- 0		0- 1		NEUTRAL		0- 1		0- 1		0- 3							
9- 6		0- 0		0- 0		CONFERENCE		0- 0		0- 0		9- 6							
4- 0		0- 0		0- 0		HOME		0- 0		0- 0		4- 0							
4- 1		0- 0		0- 0		AWAY		0- 0		0- 0		4- 1							
1- 5		0- 0		0- 0		NEUTRAL		0- 0		0- 0		1- 5							
RPI S	Opponent	Score		RPI S	Opponent	Score		RPI S	Opponent	Score		RPI S	Opponent	Score					
				35 N	Washington	0	3	78 A	UTSA	0	3	106 A	Houston Baptist	0	3				
				41 A	Long Beach St.	0	3	87 N	Oral Roberts	1	3	106 H	Houston Baptist	0	3				
												113 N	Texas Tech	0	3				
												201 A	Texas-Arlington	0	3				
												205 N	UMBC	0	3				
												217 N	Jackson St.	0	3				
												227 N	La.-Lafayette	0	3				
												256 N	La.-Monroe	1	3				
												264 A	McNeese St.	1	3				
												281 N	Alabama A&M	2	3				
												284 H	Tex.-Pan American	2	3				
												310 N	Alabama St.	1	3				
												314 A	Grambling	3	0				
												314 H	Grambling	3	0				
												315 A	Southern U.	2	3				
												315 H	Southern U.	3	0				
												315 N	Southern U.	2	3				
												316 N	Mississippi Val.	3	0				
												316 N	Mississippi Val.	0	3				
												320 A	Ark.-Pine Bluff	3	1				
												320 H	Ark.-Pine Bluff	3	1				
												322 A	Texas Southern	3	1				
												322 H	Texas Southern	3	0				
												326 A	Alcorn St.	3	0				
				LAST 10 GAMES															
				316 N	Mississippi Val.	3	0	322 A	Texas Southern	3	1	322 A	Texas Southern	3	1				
				315 N	Southern U.	2	3	315 H	Southern U.	3	0	322 H	Texas Southern	3	0				
				281 N	Alabama A&M	2	3	315 A	Southern U.	2	3	326 A	Alcorn St.	3	0				
				326 A	Alcorn St.	3	0	314 A	Grambling	3	0								
				320 A	Ark.-Pine Bluff	3	1	316 N	Mississippi Val.	0	3								

Non-Div. I Games: Huston-Tillotson 3 0 Xavier (LA) 3 0 Huston-Tillotson 3 0 Prairie View

Average RPI Win:	255	WON-LOST RECORD	WINNING PCT. RANK	LAST 10 GAMES	STRENGTH OF SCHEDULE	OPP. STRENGTH OF SCHEDULE	TEAM RPI	ADJ RPI	CONF. RPI	ADJ CONF. RPI	
Average RPI Loss:	188										
DIV. I ONLY		5- 25	.16667 308	2- 8	212	233	293	.33123 298	27	27	
DIV. I NON-CONF.		1- 9	.1 305	0- 0	81	105	257	.41722 249	25	25	
<hr/>											
TOTALS	RPI 1-25	RPI 26-50		W-L RECORDS	RPI 51-100		RPI 101-150		RPI 150+		
5- 25	0- 0	0- 2		OVERALL	0- 4		0- 2		5- 17		
4- 6	0- 0	0- 0		HOME	0- 1		0- 0		4- 5		
1- 13	0- 0	0- 0		AWAY	0- 3		0- 1		1- 9		
0- 6	0- 0	0- 2		NEUTRAL	0- 0		0- 1		0- 3		
<hr/>											
1- 9	0- 0	0- 2		NON-CONFERENCE	0- 2		0- 2		1- 3		
0- 0	0- 0	0- 0		HOME	0- 0		0- 0		0- 0		
1- 3	0- 0	0- 0		AWAY	0- 2		0- 1		1- 0		
0- 6	0- 0	0- 2		NEUTRAL	0- 0		0- 1		0- 3		
<hr/>											
4- 16	0- 0	0- 0		CONFERENCE	0- 2		0- 0		4- 14		
4- 6	0- 0	0- 0		HOME	0- 1		0- 0		4- 5		
0- 10	0- 0	0- 0		AWAY	0- 1		0- 0		0- 9		
0- 0	0- 0	0- 0		NEUTRAL	0- 0		0- 0		0- 0		
<hr/>											
RPI S	Opponent	Score	RPI S	Opponent	Score	RPI S	Opponent	Score	RPI S	Opponent	Score
			26 N	Kansas St.	0 3	77 A	Georgia Tech	0 3	119 N	Arkansas St.	0 3
			38 N	Louisville	0 3	86 A	Morehead St.	0 3	123 A	Belmont	0 3
						86 H	Morehead St.	0 3	157 N	Charlotte	2 3
						89 A	Lipscomb	1 3	182 A	Tennessee St.	0 3
									182 H	Tennessee St.	3 2
									197 N	East Tenn. St.	1 3
									202 A	UT Martin	1 3
									202 H	UT Martin	1 3
									203 N	UNC Asheville	0 3
									251 A	Eastern Ky.	0 3
									251 H	Eastern Ky.	3 2
									257 A	Austin Peay	1 3
									257 H	Austin Peay	0 3
									259 A	Southeast Mo. St.	1 3
									259 H	Southeast Mo. St.	1 3
									261 A	Jacksonville St.	0 3
									261 H	Jacksonville St.	2 3
									275 A	Eastern Ill.	0 3
									275 H	Eastern Ill.	0 3
									278 A	SIU Edwardsville	0 3
									278 H	SIU Edwardsville	3 2
									279 A	Chattanooga	3 2
									286 A	Murray St.	0 3
									286 H	Murray St.	3 1
<hr/>											
			LAST 10 GAMES								
			86 H	Morehead St.	0 3	257 A	Austin Peay	1 3	286 A	Murray St.	0 3
			251 H	Eastern Ky.	3 2	286 H	Murray St.	3 1	286 H	Murray St.	3 1
			278 A	SIU Edwardsville	0 3	259 H	Southeast Mo. St.	1 3			
			275 A	Eastern Ill.	0 3	202 A	UT Martin	1 3			
			182 A	Tennessee St.	0 3	275 H	Eastern Ill.	0 3			

Non-Div. I Games:

Tennessee Tech

Average RPI Win:	251	WON-LOST	WINNING	LAST 10	STRENGTH OF	OPP. STRENGTH	TEAM	ADJ	CONF.	ADJ CONF.	
Average RPI Loss:	168	RECORD	PCT. RANK	GAMES	SCHEDULE	OF SCHEDULE	RPI	RPI	RPI	RPI	
DIV. I ONLY	4- 22	.15385	314	0- 10	254	208	301	.32833	299	24	22
DIV. I NON-CONF.	3- 7	.3	258	0- 1	243	152	264	.40309	259	22	22
<hr/>											
TOTALS	RPI 1-25	RPI 26-50		W-L RECORDS		RPI 51-100		RPI 101-150		RPI 150+	
4- 22	0- 0	0- 3		OVERALL		0- 2		1- 4		3- 13	
1- 8	0- 0	0- 1		HOME		0- 0		0- 1		1- 6	
1- 11	0- 0	0- 2		AWAY		0- 0		0- 3		1- 6	
2- 3	0- 0	0- 0		NEUTRAL		0- 2		1- 0		1- 1	
<hr/>											
3- 7	0- 0	0- 1		NON-CONFERENCE		0- 2		1- 2		2- 2	
1- 0	0- 0	0- 0		HOME		0- 0		0- 0		1- 0	
0- 4	0- 0	0- 1		AWAY		0- 0		0- 2		0- 1	
2- 3	0- 0	0- 0		NEUTRAL		0- 2		1- 0		1- 1	
<hr/>											
1- 15	0- 0	0- 2		CONFERENCE		0- 0		0- 2		1- 11	
0- 8	0- 0	0- 1		HOME		0- 0		0- 1		0- 6	
1- 7	0- 0	0- 1		AWAY		0- 0		0- 1		1- 5	
0- 0	0- 0	0- 0		NEUTRAL		0- 0		0- 0		0- 0	
<hr/>											
RPI S	Opponent	Score	RPI S	Opponent	Score	RPI S	Opponent	Score	RPI S	Opponent	Score
			34 A	Ball St.	0 3	75 N	IPFW	0 3	109 A	Illinois St.	0 3
			50 A	Milwaukee	0 3	81 N	Northwestern	0 3	114 A	Cleveland St.	0 3
			50 H	Milwaukee	1 3				114 H	Cleveland St.	0 3
									128 N	Oakland	3 2
									144 A	Iowa	0 3
									167 A	Valparaiso	0 3
									167 H	Valparaiso	0 3
									177 A	Butler	1 3
									177 H	Butler	1 3
									219 A	Bradley	0 3
									222 A	Green Bay	1 3
									222 H	Green Bay	2 3
									234 A	Ill.-Chicago	0 3
									234 H	Ill.-Chicago	1 3
									253 A	Wright St.	3 1
									253 H	Wright St.	2 3
									255 N	DePaul	0 3
									300 A	Youngstown St.	1 3
									300 H	Youngstown St.	1 3
									304 H	Montana St.	3 2
									317 N	Chicago St.	3 0
			LAST 10 GAMES								
			300 A	Youngstown St.	1 3	219 A	Bradley	0 3			
			114 A	Cleveland St.	0 3	234 A	Ill.-Chicago	0 3			
			177 H	Butler	1 3	167 A	Valparaiso	0 3			
			253 H	Wright St.	2 3	114 H	Cleveland St.	0 3			
			222 A	Green Bay	1 3	50 H	Milwaukee	1 3			

Non-Div. I Games:

Loyola Chicago

Average RPI Win: 279		WON-LOST	WINNING	LAST 10	STRENGTH OF		OPP. STRENGTH	TEAM	ADJ	CONF.	ADJ CONF.	
Average RPI Loss: 178		RECORD	PCT. RANK	GAMES	SCHEDULE		OF SCHEDULE	RPI	RPI	RPI	RPI	
DIV. I ONLY		5- 24	.17241	306	237		250	298	.32601	300	24	22
DIV. I NON-CONF.		2- 11	.15385	298	220		249	300	.34955	299	22	22
<hr/>												
TOTALS		RPI 1-25		RPI 26-50		W-L RECORDS		RPI 51-100		RPI 101-150		RPI 150+
5- 24		0- 0		0- 2		OVERALL		0- 2		0- 4		5- 16
2- 8		0- 0		0- 1		HOME		0- 1		0- 1		2- 5
2- 11		0- 0		0- 1		AWAY		0- 0		0- 3		2- 7
1- 5		0- 0		0- 0		NEUTRAL		0- 1		0- 0		1- 4
2- 11		0- 0		0- 0		NON-CONFERENCE		0- 2		0- 2		2- 7
0- 2		0- 0		0- 0		HOME		0- 1		0- 0		0- 1
1- 4		0- 0		0- 0		AWAY		0- 0		0- 2		1- 2
1- 5		0- 0		0- 0		NEUTRAL		0- 1		0- 0		1- 4
3- 13		0- 0		0- 2		CONFERENCE		0- 0		0- 2		3- 9
2- 6		0- 0		0- 1		HOME		0- 0		0- 1		2- 4
1- 7		0- 0		0- 1		AWAY		0- 0		0- 1		1- 5
0- 0		0- 0		0- 0		NEUTRAL		0- 0		0- 0		0- 0
RPI S	Opponent	Score		RPI S	Opponent	Score		RPI S	Opponent	Score		
				50 A Milwaukee		0 3		68 H Eastern Mich.		1 3		
				50 H Milwaukee		0 3		80 N Sacred Heart		0 3		

Non-Div. I Games:

Youngstown St.

Quinnipiac

Through Games Of November 26, 2011

Average RPI Win:	313	WON-LOST	WINNING	LAST 10	STRENGTH OF	OPP. STRENGTH	TEAM	ADJ	CONF.	ADJ CONF.	
Average RPI Loss:	182	RECORD	PCT. RANK	GAMES	SCHEDULE	OF SCHEDULE	RPI	RPI	RPI	RPI	
DIV. I ONLY	4- 25	.13793	316	2- 8	241	262	307	.32302	301	29	29
DIV. I NON-CONF.	1- 12	.07692	307	0- 0	226	181	307	.34525	300	29	29
<hr/>											
TOTALS	RPI 1-25	RPI 26-50		W-L RECORDS	RPI 51-100		RPI 101-150		RPI 150+		
4- 25	0- 1	0- 0		OVERALL	0- 5		0- 5		4- 14		
3- 9	0- 0	0- 0		HOME	0- 2		0- 2		3- 5		
1- 11	0- 0	0- 0		AWAY	0- 2		0- 2		1- 7		
0- 5	0- 1	0- 0		NEUTRAL	0- 1		0- 1		0- 2		
<hr/>											
1- 12	0- 1	0- 0		NON-CONFERENCE	0- 3		0- 3		1- 5		
1- 3	0- 0	0- 0		HOME	0- 1		0- 1		1- 1		
0- 4	0- 0	0- 0		AWAY	0- 1		0- 1		0- 2		
0- 5	0- 1	0- 0		NEUTRAL	0- 1		0- 1		0- 2		
<hr/>											
3- 13	0- 0	0- 0		CONFERENCE	0- 2		0- 2		3- 9		
2- 6	0- 0	0- 0		HOME	0- 1		0- 1		2- 4		
1- 7	0- 0	0- 0		AWAY	0- 1		0- 1		1- 5		
0- 0	0- 0	0- 0		NEUTRAL	0- 0		0- 0		0- 0		
<hr/>											
RPI S	Opponent	Score	RPI S	Opponent	Score	RPI S	Opponent	Score	RPI S	Opponent	Score
15 N	UCLA	0 3				70 N	Xavier	0 3	129 A	Loyola Marymount	0 3
						80 A	Sacred Heart	0 3	136 H	Cal St. Fullerton	0 3
						80 H	Sacred Heart	0 3	146 N	VCU	0 3
						91 A	Yale	0 3	147 A	Long Island	0 3
						92 H	Army	1 3	147 H	Long Island	0 3
									164 A	Maryland	0 3
									184 A	Central Conn. St.	1 3
									184 H	Central Conn. St.	2 3
									229 A	Robert Morris	0 3
									229 H	Robert Morris	1 3
									238 H	New Hampshire	0 3
									247 A	Fairleigh Dickinson	1 3
									247 H	Fairleigh Dickinson	0 3
									260 A	Bryant	0 3
									260 H	Bryant	0 3
									270 A	Hartford	0 3
									296 A	Saint Francis (PA)	0 3
									296 H	Saint Francis (PA)	3 0
									308 H	La Salle	3 2
									309 N	Navy	2 3
									312 N	Delaware St.	0 3
									323 A	St. Francis (NY)	3 0
									323 H	St. Francis (NY)	3 2
		</									

Non-Div. I Games:

Quinnipiac

Average RPI Win: 308		WON-LOST	WINNING	LAST 10	STRENGTH OF		OPP. STRENGTH	TEAM	ADJ	CONF.	ADJ CONF.
Average RPI Loss: 235		RECORD	PCT. RANK	GAMES	SCHEDULE		OF SCHEDULE	RPI	RPI	RPI	RPI
DIV. I ONLY		9- 16	.36	238	4- 6		313	317	305	.32248	302
DIV. I NON-CONF.		2- 9	.18182	290	0- 1		219	287	296	.35298	297
TOTALS		RPI 1-25	RPI 26-50		W-L RECORDS		RPI 51-100		RPI 101-150		RPI 150+
9- 16	0- 0	0- 0		OVERALL		0- 0		0- 1		9- 15	
5- 3	0- 0	0- 0		HOME		0- 0		0- 0		5- 3	
3- 8	0- 0	0- 0		AWAY		0- 0		0- 1		3- 7	
1- 5	0- 0	0- 0		NEUTRAL		0- 0		0- 0		1- 5	
2- 9	0- 0	0- 0		NON-CONFERENCE		0- 0		0- 1		2- 8	
0- 0	0- 0	0- 0		HOME		0- 0		0- 0		0- 0	
1- 4	0- 0	0- 0		AWAY		0- 0		0- 1		1- 3	
1- 5	0- 0	0- 0		NEUTRAL		0- 0		0- 0		1- 5	
7- 7	0- 0	0- 0		CONFERENCE		0- 0		0- 0		7- 7	
5- 3	0- 0	0- 0		HOME		0- 0		0- 0		5- 3	
2- 4	0- 0	0- 0		AWAY		0- 0		0- 0		2- 4	
0- 0	0- 0	0- 0		NEUTRAL		0- 0		0- 0		0- 0	
RPI S	Opponent	Score	RPI S	Opponent	Score	RPI S	Opponent	Score	RPI S	Opponent	Score
									105 A	James Madison	0 3
									169 N	Troy	0 3
									182 N	Tennessee St.	0 3
									195 A	Md.-East. Shore	0 3
									195 H	Md.-East. Shore	0 3
									196 A	Davidson	0 3
									205 A	UMBC	0 3
									247 N	Fairleigh Dickinson	1 3
									250 N	Campbell	0 3
									265 A	Mercer	0 3
									271 A	Hampton	3 2
									271 H	Hampton	1 3
									276 N	Coastal Caro.	0 3
									292 A	High Point	3 2
									295 A	Morgan St.	0 3
									295 H	Morgan St.	2 3
									300 N	Youngstown St.	3 2
									306 A	Howard	2 3
									306 H	Howard	3 1
									312 A	Delaware St.	0 3
									312 H	Delaware St.	3 2
									321 A	Coppin St.	3 0
									321 H	Coppin St.	3 0
									324 H	N.C. A&T	3 1
									324 H	N.C. A&T	3 0
LAST 10 GAMES											
			312 A	Delaware St.	0 3		295 H	Morgan St.	2 3		
			195 A	Md.-East. Shore	0 3		295 A	Morgan St.	0 3		
			306 H	Howard	3 1		271 A	Hampton	3 2		
			105 A	James Madison	0 3		195 H	Md.-East. Shore	0 3		
			321 A	Coppin St.	3 0		312 H	Delaware St.	3 2		

Non-Div. I Games:

Norfolk St.

Average RPI Win:	313	WON-LOST RECORD	WINNING PCT. RANK	LAST 10 GAMES	STRENGTH OF SCHEDULE	OPP. STRENGTH OF SCHEDULE	TEAM RPI	ADJ RPI	CONF. RPI	ADJ CONF. RPI	
DIV. I ONLY		10- 17	.37037 234	3- 7	322	297	308	.32232 303	26	26	
DIV. I NON-CONF.		7- 6	.53846 153	0- 1	327	321	311	.33298 307	28	27	
<hr/>											
TOTALS	RPI 1-25	RPI 26-50		W-L RECORDS	RPI 51-100		RPI 101-150		RPI 150+		
10- 17	0- 0	0- 0		OVERALL	0- 4		0- 0		10- 13		
5- 10	0- 0	0- 0		HOME	0- 2		0- 0		5- 8		
3- 7	0- 0	0- 0		AWAY	0- 2		0- 0		3- 5		
2- 0	0- 0	0- 0		NEUTRAL	0- 0		0- 0		2- 0		
<hr/>											
7- 6	0- 0	0- 0		NON-CONFERENCE	0- 0		0- 0		7- 6		
3- 5	0- 0	0- 0		HOME	0- 0		0- 0		3- 5		
2- 1	0- 0	0- 0		AWAY	0- 0		0- 0		2- 1		
2- 0	0- 0	0- 0		NEUTRAL	0- 0		0- 0		2- 0		
<hr/>											
3- 11	0- 0	0- 0		CONFERENCE	0- 4		0- 0		3- 7		
2- 5	0- 0	0- 0		HOME	0- 2		0- 0		2- 3		
1- 6	0- 0	0- 0		AWAY	0- 2		0- 0		1- 4		
0- 0	0- 0	0- 0		NEUTRAL	0- 0		0- 0		0- 0		
<hr/>											
RPI S	Opponent	Score	RPI S	Opponent	Score	RPI S	Opponent	Score	RPI S	Opponent	Score
						92 A Army	1	3	178 A Lehigh	2	3
						92 H Army	0	3	178 H Lehigh	0	3
						94 A American	1	3	200 A Colgate	0	3
						94 H American	0	3	200 H Colgate	0	3
						239 A NJIT	0	3			
						245 H Manhattan	2	3			
						247 H Fairleigh Dickinson	1	3			
						270 H Hartford	0	3			
						277 A Holy Cross	0	3			
						277 H Holy Cross	0	3			
						288 A Bucknell	0	3			
						288 H Bucknell	3	0			
						290 H Loyola Maryland	2	3			
						296 H Saint Francis (PA)	1	3			
						305 A Providence	3	0			
						308 H La Salle	3	2			
						309 A Navy	3	2			
						309 H Navy	3	1			
						319 H Rider	3	0			
						321 N Coppin St.	3	2			
323 A St. Francis (NY)	3	2									
323 N St. Francis (NY)	3	1									
325 H Saint Peter's	3	0									
LAST 10 GAMES											
94 A American	1	3	239 A NJIT	0	3	325 H Saint Peter's	3	0			
309 A Navy	3	2	277 A Holy Cross	0	3						
288 H Bucknell	3	0	92 A Army	1	3						
200 H Colgate	0	3	309 H Navy	3	1						
178 H Lehigh	0	3	94 H American	0	3						

Non-Div. I Games:

Lafayette

Average RPI Win: 254		WON-LOST	WINNING	LAST 10	STRENGTH OF		OPP. STRENGTH	TEAM	ADJ	CONF.	ADJ CONF.
Average RPI Loss: 191		RECORD	PCT. RANK	GAMES	SCHEDULE		OF SCHEDULE	RPI	RPI	RPI	RPI
DIV. I ONLY		6- 23	.2069	294	3- 7		276	238	299	.31895	304
DIV. I NON-CONF.		2- 11	.15385	298	1- 1		301	254	312	.30788	313
TOTALS		RPI 1-25	RPI 26-50		W-L RECORDS		RPI 51-100		RPI 101-150		RPI 150+
6- 23		0- 0	0- 0		OVERALL		0- 0		0- 4		6- 19
3- 6		0- 0	0- 0		HOME		0- 0		0- 1		3- 5
3- 12		0- 0	0- 0		AWAY		0- 0		0- 2		3- 10
0- 5		0- 0	0- 0		NEUTRAL		0- 0		0- 1		0- 4
2- 11		0- 0	0- 0		NON-CONFERENCE		0- 0		0- 2		2- 9
1- 0		0- 0	0- 0		HOME		0- 0		0- 0		1- 0
1- 6		0- 0	0- 0		AWAY		0- 0		0- 1		1- 5
0- 5		0- 0	0- 0		NEUTRAL		0- 0		0- 1		0- 4
4- 12		0- 0	0- 0		CONFERENCE		0- 0		0- 2		4- 10
2- 6		0- 0	0- 0		HOME		0- 0		0- 1		2- 5
2- 6		0- 0	0- 0		AWAY		0- 0		0- 1		2- 5
0- 0		0- 0	0- 0		NEUTRAL		0- 0		0- 0		0- 0
RPI S	Opponent	Score	RPI S	Opponent	Score	RPI S	Opponent	Score	RPI S	Opponent	Score
									108 A	Northern Colo.	0 3
									108 H	Northern Colo.	1 3
									123 N	Belmont	0 3
									132 A	Ga. Southern	0 3
									159 A	Sacramento St.	1 3
									159 H	Sacramento St.	0 3
									163 N	Stephen F. Austin	1 3
									168 N	South Dakota St.	1 3
									176 A	Portland St.	0 3
									176 H	Portland St.	2 3
									190 A	Northern Ariz.	0 3
									190 H	Northern Ariz.	1 3
									192 A	Idaho St.	3 2
									192 H	Idaho St.	3 1
									199 A	Eastern Wash.	1 3
									199 H	Eastern Wash.	2 3
									202 N	UT Martin	0 3
									208 A	Montana	2 3
									208 H	Montana	0 3
									212 A	UMKC	1 3
									234 A	Ill.-Chicago	1 3
									244 N	Jacksonville	2 3
									255 A	DePaul	0 3
									280 A	CSU Bakersfield	1 3
									280 A	CSU Bakersfield	3 0
									283 H	Seattle	3 0
									289 A	Weber St.	3 2
			LAST 10 GAMES								
			192 H	Idaho St.	3 1	208 A	Montana	2 3			
			289 H	Weber St.	3 0	199 A	Eastern Wash.	1 3			
			280 A	CSU Bakersfield	3 0	176 A	Portland St.	0 3			
			280 A	CSU Bakersfield	1 3	190 H	Northern Ariz.	1 3			
			159 A	Sacramento St.	1 3	108 H	Northern Colo.	1 3			

Non-Div. I Games:

Montana St.

Average RPI Win:	295	WON-LOST	WINNING	LAST 10	STRENGTH OF	OPP. STRENGTH	TEAM	ADJ	CONF.	ADJ CONF.	
Average RPI Loss:	210	RECORD	PCT. RANK	GAMES	SCHEDULE	OF SCHEDULE	RPI	RPI	RPI	RPI	
DIV. I ONLY	8- 22	.26667	283	2- 8	293	287	300	.31357	305	25	25
DIV. I NON-CONF.	6- 12	.33333	246	1- 0	310	312	303	.33762	304	26	26
<hr/>											
TOTALS	RPI 1-25	RPI 26-50		W-L RECORDS		RPI 51-100		RPI 101-150		RPI 150+	
8- 22	0- 0	0- 0		OVERALL		0- 3		0- 1		8- 18	
4- 7	0- 0	0- 0		HOME		0- 1		0- 0		4- 6	
2- 10	0- 0	0- 0		AWAY		0- 2		0- 0		2- 8	
2- 5	0- 0	0- 0		NEUTRAL		0- 0		0- 1		2- 4	
<hr/>											
6- 12	0- 0	0- 0		NON-CONFERENCE		0- 1		0- 1		6- 10	
3- 2	0- 0	0- 0		HOME		0- 0		0- 0		3- 2	
1- 5	0- 0	0- 0		AWAY		0- 1		0- 0		1- 4	
2- 5	0- 0	0- 0		NEUTRAL		0- 0		0- 1		2- 4	
<hr/>											
2- 10	0- 0	0- 0		CONFERENCE		0- 2		0- 0		2- 8	
1- 5	0- 0	0- 0		HOME		0- 1		0- 0		1- 4	
1- 5	0- 0	0- 0		AWAY		0- 1		0- 0		1- 4	
0- 0	0- 0	0- 0		NEUTRAL		0- 0		0- 0		0- 0	
<hr/>											
RPI S	Opponent	Score	RPI S	Opponent	Score	RPI S	Opponent	Score	RPI S	Opponent	Score
						85 A Albany (NY)	0	3	139 N Memphis	0	3
						85 H Albany (NY)	1	3	160 A Dartmouth	0	3
						88 A San Francisco	0	3	165 N Columbia	0	3
						184 N Central Conn. St.	1	3			
						205 A UMBC	0	3			
						205 H UMBC	2	3			
						207 A Rhode Island	0	3			
						225 A Stony Brook	0	3			
						225 H Stony Brook	0	3			
						238 A New Hampshire	3	2			
						238 H New Hampshire	1	3			
						245 A Manhattan	1	3			
						249 A Binghamton	1	3			
						249 H Binghamton	1	3			
						260 H Bryant	3	1			
						262 N Canisius	1	3			
						268 H Brown	1	3			
						270 A Hartford	0	3			
						270 H Hartford	3	2			
						277 A Holy Cross	2	3			
						295 N Morgan St.	2	3			
						303 H Lafayette	0	3			
						308 A La Salle	3	1			
						312 N Delaware St.	3	0			
						321 H Coppin St.	3	0			
323 H St. Francis (NY)	3	0									
325 N Saint Peter's	3	1									
			LAST 10 GAMES								
			205 H UMBC	2	3	270 A Hartford	0	3			
			225 H Stony Brook	0	3	260 H Bryant	3	1			
			85 H Albany (NY)	1	3	225 A Stony Brook	0	3			
			249 H Binghamton	1	3	205 A UMBC	0	3			
			238 A New Hampshire	3	2	249 A Binghamton	1	3			

Non-Div. I Games:

Providence

Average RPI Win:	284	WON-LOST RECORD	WINNING PCT. RANK	LAST 10 GAMES	STRENGTH OF SCHEDULE	OPP. STRENGTH OF SCHEDULE	TEAM RPI	ADJ RPI	CONF. RPI	ADJ CONF. RPI									
DIV. I ONLY		6- 24	.2	297	3- 7	250	306	304	.31151	306	32	32							
DIV. I NON-CONF.		1- 16	.05882	313	0- 1	152	262	300	.34115	302	32	32							
<hr/>																			
TOTALS	RPI 1-25	RPI 26-50		W-L RECORDS		RPI 51-100		RPI 101-150		RPI 150+									
6- 24	0- 0	0- 0		OVERALL		0- 1		0- 6		6- 17									
3- 2	0- 0	0- 0		HOME		0- 0		0- 0		3- 2									
2- 14	0- 0	0- 0		AWAY		0- 1		0- 5		2- 8									
1- 8	0- 0	0- 0		NEUTRAL		0- 0		0- 1		1- 7									
<hr/>																			
1- 16	0- 0	0- 0		NON-CONFERENCE		0- 1		0- 6		1- 9									
0- 0	0- 0	0- 0		HOME		0- 0		0- 0		0- 0									
0- 9	0- 0	0- 0		AWAY		0- 1		0- 5		0- 3									
1- 7	0- 0	0- 0		NEUTRAL		0- 0		0- 1		1- 6									
<hr/>																			
5- 8	0- 0	0- 0		CONFERENCE		0- 0		0- 0		5- 8									
3- 2	0- 0	0- 0		HOME		0- 0		0- 0		3- 2									
2- 5	0- 0	0- 0		AWAY		0- 0		0- 0		2- 5									
0- 1	0- 0	0- 0		NEUTRAL		0- 0		0- 0		0- 1									
<hr/>																			
RPI	S	Opponent	Score	RPI	S	Opponent	Score	RPI	S	Opponent	Score								
								94	A	American	0 3								
								116	A	George Washington	0 3								
								122	A	Towson	0 3								
								126	A	Pittsburgh	0 3								
								133	A	Duquesne	0 3								
								139	N	Memphis	0 3								
								146	A	VCU	0 3								
								155	N	Princeton	3 1								
								185	A	Connecticut	0 3								
								195	A	Md.-East. Shore	1 3								
								195	H	Md.-East. Shore	0 3								
								224	N	Radford	1 3								
								236	A	Rutgers	1 3								
								237	A	UNC Greensboro	1 3								
								249	N	Binghamton	2 3								
								249	N	Binghamton	0 3								
								251	N	Eastern Ky.	1 3								
								258	N	Florida A&M	0 3								
								271	A	Hampton	0 3								
								271	H	Hampton	1 3								
								277	N	Holy Cross	0 3								
								295	A	Morgan St.	0 3								
																295	H	Morgan St.	3 2
																296	N	Saint Francis (PA)	0 3
																302	A	Norfolk St.	1 3
302	H	Norfolk St.	3 2																
312	A	Delaware St.	2 3																
								312	H	Delaware St.	3 1								

Non-Div. I Games:

Howard

RPI	S	Opponent	Score	
321	A	Coppin St.	3	1
321	A	Coppin St.	3	2

Howard

H
o
w
a
r
d

H
o
w
a
r
d

[illegible]

Non-Div. I Games:

Charleston So.

Average RPI Win:	299	WON-LOST RECORD	WINNING PCT. RANK	LAST 10 GAMES	STRENGTH OF SCHEDULE	OPP. STRENGTH OF SCHEDULE	TEAM RPI	ADJ RPI	CONF. RPI	ADJ CONF. RPI	
DIV. I ONLY	6- 27	.18182	305	1- 9	284	267	310	.30909	308	17	17
DIV. I NON-CONF.	5- 12	.29412	263	1- 0	314	318	308	.32236	310	17	17
<hr/>											
TOTALS	RPI 1-25	RPI 26-50		W-L RECORDS	RPI 51-100		RPI 101-150		RPI 150+		
6- 27	0- 0	0- 2		OVERALL	0- 4		0- 4		6- 17		
3- 12	0- 0	0- 1		HOME	0- 1		0- 3		3- 7		
1- 12	0- 0	0- 1		AWAY	0- 2		0- 1		1- 8		
2- 3	0- 0	0- 0		NEUTRAL	0- 1		0- 0		2- 2		
5- 12	0- 0	0- 0		NON-CONFERENCE	0- 1		0- 1		5- 10		
2- 5	0- 0	0- 0		HOME	0- 0		0- 1		2- 4		
1- 5	0- 0	0- 0		AWAY	0- 0		0- 0		1- 5		
2- 2	0- 0	0- 0		NEUTRAL	0- 1		0- 0		2- 1		
1- 15	0- 0	0- 2		CONFERENCE	0- 3		0- 3		1- 7		
1- 7	0- 0	0- 1		HOME	0- 1		0- 2		1- 3		
0- 7	0- 0	0- 1		AWAY	0- 2		0- 1		0- 3		
0- 1	0- 0	0- 0		NEUTRAL	0- 0		0- 0		0- 1		
RPI	S	Opponent	Score	RPI	S	Opponent	Score	RPI	S	Opponent	Score
				36	A	Dayton	0 3				
				36	H	Dayton	0 3				
								116	H	George Washington	0 3
								122	H	Towson	0 3
								133	A	Duquesne	0 3
								133	H	Duquesne	0 3
								155	N	Princeton	0 3
								157	A	Charlotte	0 3
								157	H	Charlotte	0 3
								178	A	Lehigh	0 3
								207	A	Rhode Island	0 3
								207	H	Rhode Island	3 2
								210	H	Penn	0 3
								239	A	NJIT	0 3
								246	A	Temple	2 3
								246	H	Temple	1 3
								246	N	Temple	1 3
								247	H	Fairleigh Dickinson	2 3
								262	H	Canisius	0 3
								270	A	Hartford	0 3
								273	H	Fordham	0 3
								301	A	Quinnipiac	2 3
								303	A	Lafayette	2 3
								305	H	Providence	1 3
								309	N	Navy	3 0
								312	N	Delaware St.	3 0
								319	A	Rider	3 2
								321	H	Coppin St.	3 0
								325	H	Saint Peter's	3 0
<hr/>											
LAST 10 GAMES											
				133	H	Duquesne	0 3				
				36	H	Dayton	0 3				
				321	H	Coppin St.	3 0				
				70	H	Xavier	0 3				
				207	A	Rhode Island	0 3				
				157	A	Charlotte	0 3				
				246	A	Temple	2 3				
				116	H	George Washington	0 3				
				157	H	Charlotte	0 3				
				82	A	Saint Louis	0 3				

Non-Div. I Games:

La Salle

Average RPI Win: 291		WON-LOST RECORD		WINNING PCT. RANK		LAST 10 GAMES		STRENGTH OF SCHEDULE		OPP. STRENGTH OF SCHEDULE		TEAM RPI		ADJ RPI		CONF. RPI		ADJ CONF. RPI	
DIV. I ONLY		6- 23		.2069 294		0- 10		295		279		311		.30155 309		26		26	
DIV. I NON-CONF.		4- 10		.28571 264		0- 0		312		285		305		.33516 306		28		27	
TOTALS		RPI 1-25		RPI 26-50		W-L RECORDS		RPI 51-100		RPI 101-150		RPI 150+							
6- 23		0- 0		0- 0		OVERALL		0- 5		0- 1		6- 17							
2- 9		0- 0		0- 0		HOME		0- 2		0- 1		2- 6							
1- 10		0- 0		0- 0		AWAY		0- 2		0- 0		1- 8							
3- 4		0- 0		0- 0		NEUTRAL		0- 1		0- 0		3- 3							
4- 10		0- 0		0- 0		NON-CONFERENCE		0- 1		0- 1		4- 8							
1- 3		0- 0		0- 0		HOME		0- 0		0- 1		1- 2							
1- 3		0- 0		0- 0		AWAY		0- 0		0- 0		1- 3							
2- 4		0- 0		0- 0		NEUTRAL		0- 1		0- 0		2- 3							
2- 13		0- 0		0- 0		CONFERENCE		0- 4		0- 0		2- 9							
1- 6		0- 0		0- 0		HOME		0- 2		0- 0		1- 4							
0- 7		0- 0		0- 0		AWAY		0- 2		0- 0		0- 5							
1- 0		0- 0		0- 0		NEUTRAL		0- 0		0- 0		1- 0							
RPI S	Opponent	Score		RPI S	Opponent	Score		RPI S	Opponent	Score		RPI S	Opponent	Score					
								76 N	Northeastern	0	3	135 H	Bowling Green	0	3				
								92 A	Army	0	3	178 A	Lehigh	0	3				
								92 H	Army	0	3	178 H	Lehigh	0	3				
								94 A	American	0	3	189 A	Harvard	0	3				
								94 H	American	0	3	200 A	Colgate	0	3				
												200 H	Colgate	1	3				
												205 A	UMBC	0	3				
												220 A	George Mason	0	3				
												237 N	UNC Greensboro	1	3				
												248 H	Air Force	0	3				
												269 H	Iona	0	3				
												270 A	Hartford	3	2				
												277 A	Holy Cross	0	3				
												277 H	Holy Cross	0	3				
												277 N	Holy Cross	3	1				
												288 A	Bucknell	1	3				
												288 H	Bucknell	3	2				
												292 N	High Point	0	3				
												295 H	Morgan St.	3	2				
												301 N	Quinnipiac	3	2				
												303 A	Lafayette	1	3				
												303 H	Lafayette	2	3				
												308 N	La Salle	0	3				
												312 N	Delaware St.	3	1				
LAST 10 GAMES																			
								178 H	Lehigh	0	3	200 A	Colgate	0	3				
								303 H	Lafayette	2	3	288 A	Bucknell	1	3				
								277 H	Holy Cross	0	3	303 A	Lafayette	1	3				
								92 H	Army	0	3	178 A	Lehigh	0	3				
								94 A	American	0	3	94 H	American	0	3				

Non-Div. I Games:

Navy

Average RPI Win: 317		WON-LOST RECORD		WINNING PCT. RANK		LAST 10 GAMES		STRENGTH OF SCHEDULE		OPP. STRENGTH OF SCHEDULE		TEAM RPI		ADJ RPI		CONF. RPI		ADJ CONF. RPI	
DIV. I ONLY		10- 21		.32258 257		4- 6		301		325		303		.29972 310		33		33	
DIV. I NON-CONF.		1- 13		.07143 310		0- 0		240		313		314		.29412 317		33		33	
TOTALS		RPI 1-25		RPI 26-50		W-L RECORDS		RPI 51-100		RPI 101-150		RPI 150+							
10- 21		0- 0		0- 0		OVERALL		0- 1		0- 1		10- 19							
2- 5		0- 0		0- 0		HOME		0- 0		0- 0		2- 5							
2- 7		0- 0		0- 0		AWAY		0- 0		0- 1		2- 6							
6- 9		0- 0		0- 0		NEUTRAL		0- 1		0- 0		6- 8							
1- 13		0- 0		0- 0		NON-CONFERENCE		0- 1		0- 1		1- 11							
0- 2		0- 0		0- 0		HOME		0- 0		0- 0		0- 2							
0- 5		0- 0		0- 0		AWAY		0- 0		0- 1		0- 4							
1- 6		0- 0		0- 0		NEUTRAL		0- 1		0- 0		1- 5							
9- 8		0- 0		0- 0		CONFERENCE		0- 0		0- 0		9- 8							
2- 3		0- 0		0- 0		HOME		0- 0		0- 0		2- 3							
2- 2		0- 0		0- 0		AWAY		0- 0		0- 0		2- 2							
5- 3		0- 0		0- 0		NEUTRAL		0- 0		0- 0		5- 3							
RPI	S	Opponent	Score	RPI	S	Opponent	Score	RPI	S	Opponent	Score	RPI	S	Opponent	Score				
								72	N	Texas St.	1 3	149	A	Alabama	0 3				
												169	A	Troy	0 3				
												195	A	Md.-East. Shore	0 3				
												215	N	South Ala.	1 3				
												217	A	Jackson St.	0 3				
												217	H	Jackson St.	0 3				
												217	H	Jackson St.	0 3				
												217	N	Jackson St.	0 3				
												217	N	Jackson St.	1 3				
												233	A	Nicholls St.	0 3				
												257	N	Austin Peay	0 3				
												271	N	Hampton	0 3				
												272	N	Wofford	0 3				
												280	H	CSU Bakersfield	1 3				
												281	A	Alabama A&M	1 3				
												281	H	Alabama A&M	1 3				
												282	N	Citadel	2 3				
												287	A	South Carolina St.	0 3				
												287	H	South Carolina St.	0 3				
												297	N	Prairie View	3 1				
												314	N	Grambling	3 0				
												315	N	Southern U.	3 2				
												315	N	Southern U.	1 3				
												316	A	Mississippi Val.	3 2				
												316	H	Mississippi Val.	3 0				
												318	N	N.C. Central	3 0				
												322	N	Texas Southern	3 0				
Non-Div. I Games:		Claflin	3 0	Stillman	3 0	Stillman	3 0	LeMoyne-Owen		3 0	Alabama St.								
		Clark Atlanta	3 0																

RPI	S	Opponent	Score	
322	N	Texas Southern	3	0
326	A	Alcorn St.	3	0
326	H	Alcorn St.	3	0

Alabama St.

A
l
a
b
a
m
a
S
t
.

A
l
a
b
a
m
a
S
t
.

Average RPI Win:	269	WON-LOST RECORD	WINNING PCT. RANK	LAST 10 GAMES	STRENGTH OF SCHEDULE	OPP. STRENGTH OF SCHEDULE	TEAM RPI	ADJ RPI	CONF. RPI	ADJ CONF. RPI	
Average RPI Loss:	196										
DIV. I ONLY	5- 28	.15152	315	1- 9	264	264	309	.29291	311	20	20
DIV. I NON-CONF.	4- 13	.23529	277	0- 0	231	293	290	.35757	296	18	18
<hr/>											
TOTALS	RPI 1-25	RPI 26-50		W-L RECORDS	RPI 51-100		RPI 101-150		RPI 150+		
5- 28	0- 0	0- 0		OVERALL	0- 3		0- 4		5- 21		
3- 8	0- 0	0- 0		HOME	0- 1		0- 0		3- 7		
1- 12	0- 0	0- 0		AWAY	0- 1		0- 3		1- 8		
1- 8	0- 0	0- 0		NEUTRAL	0- 1		0- 1		1- 6		
<hr/>											
4- 13	0- 0	0- 0		NON-CONFERENCE	0- 1		0- 3		4- 9		
2- 1	0- 0	0- 0		HOME	0- 0		0- 0		2- 1		
1- 4	0- 0	0- 0		AWAY	0- 0		0- 2		1- 2		
1- 8	0- 0	0- 0		NEUTRAL	0- 1		0- 1		1- 6		
<hr/>											
1- 15	0- 0	0- 0		CONFERENCE	0- 2		0- 1		1- 12		
1- 7	0- 0	0- 0		HOME	0- 1		0- 0		1- 6		
0- 8	0- 0	0- 0		AWAY	0- 1		0- 1		0- 6		
0- 0	0- 0	0- 0		NEUTRAL	0- 0		0- 0		0- 0		
<hr/>											
RPI S	Opponent	Score	RPI S	Opponent	Score	RPI S	Opponent	Score	RPI S	Opponent	Score
						62 N	Samford	1 3	106 A	Houston Baptist	0 3
						72 H	Texas St.	0 3	113 N	Texas Tech	0 3
						78 A	UTSA	0 3	131 A	Mississippi St.	0 3
									137 A	Sam Houston St.	0 3
									151 N	Southern Miss.	0 3
									163 H	Stephen F. Austin	0 3
									186 A	Central Ark.	2 3
									186 H	Central Ark.	0 3
									201 H	Texas-Arlington	1 3
									202 N	UT Martin	0 3
									215 A	South Ala.	0 3
									217 H	Jackson St.	3 2
									221 A	A&M-Corpus Christi	0 3
									226 N	Southern Ill.	0 3
									227 H	La.-Lafayette	0 3
									233 A	Nicholls St.	2 3
									233 H	Nicholls St.	1 3
									241 A	Lamar	1 3
									241 H	Lamar	3 1
									242 A	Northwestern St.	1 3
			242 H	Northwestern St.	1 3						
			LAST 10 GAMES								
			186 A	Central Ark.	2 3	241 H	Lamar	3 1	256 H	La.-Monroe	3 1
			242 A	Northwestern St.	1 3	137 A	Sam Houston St.	0 3	264 A	McNeese St.	0 3
			72 H	Texas St.	0 3	233 A	Nicholls St.	2 3	264 H	McNeese St.	0 3
			201 H	Texas-Arlington	1 3	221 A	A&M-Corpus Christi	0 3	267 A	Louisiana Tech	1 3
			264 H	McNeese St.	0 3	78 A	UTSA	0 3	267 N	Louisiana Tech	2 3
								267 N	Louisiana Tech	1 3	

Non-Div. I Games:

Southeastern La.

RPI	S	Opponent	Score	
281	N	Alabama A&M	1	3
314	N	Grambling	3	0
315	A	Southern U.	3	0

Southeastern La.

S
o
u
t
h
e
a
s
t
e
r
n
L
a
.

S
o
u
t
h
e
a
s
t
e
r
n
L
a
.

Average RPI Win:		305	WON-LOST	WINNING	LAST 10	STRENGTH OF		OPP. STRENGTH	TEAM	ADJ	CONF.	ADJ CONF.
Average RPI Loss:		238	RECORD	PCT. RANK	GAMES	SCHEDULE		OF SCHEDULE	RPI	RPI	RPI	RPI
DIV. I ONLY			5- 20	.2 297	2- 8	308		313	314	.28485 312	32	32
DIV. I NON-CONF.			1- 12	.07692 307	0- 1	276		290	317	.30249 315	32	32
TOTALS		RPI 1-25	RPI 26-50		W-L RECORDS	RPI 51-100		RPI 101-150		RPI 150+		
5- 20	0- 0		0- 0		OVERALL	0- 1		0- 2		5- 17		
4- 4	0- 0		0- 0		HOME	0- 0		0- 0		4- 4		
0- 10	0- 0		0- 0		AWAY	0- 1		0- 0		0- 9		
1- 6	0- 0		0- 0		NEUTRAL	0- 0		0- 2		1- 4		
1- 12	0- 0		0- 0		NON-CONFERENCE	0- 1		0- 2		1- 9		
0- 2	0- 0		0- 0		HOME	0- 0		0- 0		0- 2		
0- 4	0- 0		0- 0		AWAY	0- 1		0- 0		0- 3		
1- 6	0- 0		0- 0		NEUTRAL	0- 0		0- 2		1- 4		
4- 8	0- 0		0- 0		CONFERENCE	0- 0		0- 0		4- 8		
4- 2	0- 0		0- 0		HOME	0- 0		0- 0		4- 2		
0- 6	0- 0		0- 0		AWAY	0- 0		0- 0		0- 6		
0- 0	0- 0		0- 0		NEUTRAL	0- 0		0- 0		0- 0		
RPI S	Opponent	Score	RPI S	Opponent	Score	RPI S	Opponent	Score	RPI S	Opponent	Score	
						79 A	Delaware	0 3	110 N	UTEP	0 3	
									148 N	Niagara	0 3	
									160 A	Dartmouth	0 3	
									178 H	Lehigh	1 3	
									184 N	Central Conn. St.	0 3	
									195 A	Md.-East. Shore	0 3	
									195 H	Md.-East. Shore	0 3	
									266 H	Cornell	0 3	
									270 A	Hartford	0 3	
									271 A	Hampton	2 3	
									271 H	Hampton	1 3	
									295 A	Morgan St.	1 3	
									295 H	Morgan St.	3 2	
									296 A	Saint Francis (PA)	2 3	
									301 N	Quinnipiac	3 0	
									302 A	Norfolk St.	2 3	
									302 H	Norfolk St.	3 0	
									305 N	Providence	0 3	
									306 A	Howard	1 3	
									306 H	Howard	3 2	
									308 N	La Salle	0 3	
									309 N	Navy	1 3	
									321 A	Coppin St.	2 3	
									321 H	Coppin St.	3 2	
LAST 10 GAMES												
			302 H	Norfolk St.	3 0	178 H	Lehigh	1 3				
			271 H	Hampton	1 3	195 H	Md.-East. Shore	0 3				
			295 A	Morgan St.	1 3	271 A	Hampton	2 3				
			321 H	Coppin St.	3 2	302 A	Norfolk St.	2 3				
			306 A	Howard	1 3	321 A	Coppin St.	2 3				

Non-Div. I Games:

Delaware St.

Average RPI Win:	304	WON-LOST RECORD	WINNING PCT. RANK	LAST 10 GAMES	STRENGTH OF SCHEDULE	OPP. STRENGTH OF SCHEDULE	TEAM RPI	ADJ RPI	CONF. RPI	ADJ CONF. RPI	
Average RPI Loss:	243										
DIV. I ONLY		13- 19	.40625 212	4- 6	327	322	313	.28447 313	32	32	
DIV. I NON-CONF.		1- 14	.06667 311	0- 3	311	283	322	.26262 323	32	32	
<hr/>											
TOTALS	RPI 1-25	RPI 26-50		W-L RECORDS	RPI 51-100		RPI 101-150		RPI 150+		
13- 19	0- 0	0- 0		OVERALL	0- 1		0- 1		13- 17		
6- 8	0- 0	0- 0		HOME	0- 1		0- 0		6- 7		
3- 8	0- 0	0- 0		AWAY	0- 0		0- 0		3- 8		
4- 3	0- 0	0- 0		NEUTRAL	0- 0		0- 1		4- 2		
<hr/>											
1- 14	0- 0	0- 0		NON-CONFERENCE	0- 1		0- 1		1- 12		
0- 6	0- 0	0- 0		HOME	0- 1		0- 0		0- 5		
0- 6	0- 0	0- 0		AWAY	0- 0		0- 0		0- 6		
1- 2	0- 0	0- 0		NEUTRAL	0- 0		0- 1		1- 1		
<hr/>											
12- 5	0- 0	0- 0		CONFERENCE	0- 0		0- 0		12- 5		
6- 2	0- 0	0- 0		HOME	0- 0		0- 0		6- 2		
3- 2	0- 0	0- 0		AWAY	0- 0		0- 0		3- 2		
3- 1	0- 0	0- 0		NEUTRAL	0- 0		0- 0		3- 1		
<hr/>											
RPI S	Opponent	Score	RPI S	Opponent	Score	RPI S	Opponent	Score	RPI S	Opponent	Score
						62 H	Samford	0 3	135 N	Bowling Green	0 3
									154 A	South Fla.	0 3
									195 N	Md.-East. Shore	3 1
									216 A	North Florida	0 3
									216 H	North Florida	0 3
									244 A	Jacksonville	1 3
									244 H	Jacksonville	2 3
									251 N	Eastern Ky.	2 3
									258 A	Florida A&M	0 3
									258 H	Florida A&M	1 3
									258 N	Florida A&M	0 3
									271 H	Hampton	3 2
									272 N	Wofford	3 1
									282 A	Citadel	1 3
									285 H	S.C. Upstate	0 3
									287 A	South Carolina St.	0 3
									287 H	South Carolina St.	1 3
									291 H	Fla. Atlantic	1 3
									294 A	Stetson	0 3
									294 A	Stetson	1 3
									294 H	Stetson	0 3
			LAST 10 GAMES						295 N	Morgan St.	3 2
			258 N	Florida A&M	0 3	294 A	Stetson	0 3	318 A	N.C. Central	3 2
			295 N	Morgan St.	3 2	287 H	South Carolina St.	1 3	318 H	N.C. Central	3 1
			258 A	Florida A&M	0 3	327 H	Savannah St.	3 0	324 A	N.C. A&T	3 1
			324 A	N.C. A&T	3 1	216 A	North Florida	0 3	324 H	N.C. A&T	3 0
			318 A	N.C. Central	3 2	244 A	Jacksonville	1 3	327 A	Savannah St.	3 0

Non-Div. I Games:

Bethune-Cookman

RPI	S	Opponent	Score	
327	H	Savannah St.	3	0
327	H	Savannah St.	3	0
327	H	Savannah St.	3	0
327	N	Savannah St.	3	0

Bethune-Cookman

B
e
t
h
u
n
e
-
C
o
o
k
m
a
n

B
e
t
h
u
n
e
-
C
o
o
k
m
a
n

Average RPI Win: 320		WON-LOST	WINNING	LAST 10	STRENGTH OF		OPP. STRENGTH	TEAM	ADJ	CONF.	ADJ CONF.
Average RPI Loss: 225		RECORD	PCT. RANK	GAMES	SCHEDULE		OF SCHEDULE	RPI	RPI	RPI	RPI
DIV. I ONLY		9- 23	.28125	276	5- 5		324	314	316	.27195	314
DIV. I NON-CONF.		0- 15	0	314	0- 0		248	236	319	.29025	319
TOTALS		RPI 1-25	RPI 26-50		W-L RECORDS		RPI 51-100		RPI 101-150		RPI 150+
9- 23	0- 0	0- 0		OVERALL		0- 3		0- 2		9- 18	
4- 6	0- 0	0- 0		HOME		0- 0		0- 0		4- 6	
5- 7	0- 0	0- 0		AWAY		0- 2		0- 0		5- 5	
0- 10	0- 0	0- 0		NEUTRAL		0- 1		0- 2		0- 7	
0- 15	0- 0	0- 0		NON-CONFERENCE		0- 3		0- 2		0- 10	
0- 3	0- 0	0- 0		HOME		0- 0		0- 0		0- 3	
0- 5	0- 0	0- 0		AWAY		0- 2		0- 0		0- 3	
0- 7	0- 0	0- 0		NEUTRAL		0- 1		0- 2		0- 4	
9- 8	0- 0	0- 0		CONFERENCE		0- 0		0- 0		9- 8	
4- 3	0- 0	0- 0		HOME		0- 0		0- 0		4- 3	
5- 2	0- 0	0- 0		AWAY		0- 0		0- 0		5- 2	
0- 3	0- 0	0- 0		NEUTRAL		0- 0		0- 0		0- 3	
RPI S	Opponent	Score	RPI S	Opponent	Score	RPI S	Opponent	Score	RPI S	Opponent	Score
						56 A	TCU	0 3	113 N	Texas Tech	0 3
						60 A	New Mexico St.	0 3	113 N	Texas Tech	0 3
						67 N	LSU	0 3	185 N	Connecticut	0 3
									217 A	Jackson St.	0 3
									217 H	Jackson St.	0 3
									228 N	UALR	0 3
									233 A	Nicholls St.	0 3
									233 H	Nicholls St.	0 3
									256 A	La.-Monroe	0 3
									256 N	La.-Monroe	1 3
									264 H	McNeese St.	0 3
									267 A	Louisiana Tech	0 3
									267 H	Louisiana Tech	0 3
									281 N	Alabama A&M	1 3
									297 A	Prairie View	0 3
									297 H	Prairie View	0 3
									310 N	Alabama St.	0 3
									311 N	Southeastern La.	0 3
									315 A	Southern U.	3 2
									315 H	Southern U.	3 2
									316 A	Mississippi Val.	3 1
									316 H	Mississippi Val.	3 1
									320 A	Ark.-Pine Bluff	3 2
									320 H	Ark.-Pine Bluff	3 2
									322 A	Texas Southern	3 2
									322 H	Texas Southern	2 3
									322 N	Texas Southern	2 3
LAST 10 GAMES											
			310 N	Alabama St.	0 3		316 H	Mississippi Val.	3 1		
			322 N	Texas Southern	2 3		217 H	Jackson St.	0 3		
			320 H	Ark.-Pine Bluff	3 2		315 H	Southern U.	3 2		
			316 A	Mississippi Val.	3 1		297 H	Prairie View	0 3		
			326 A	Alcorn St.	3 0		322 H	Texas Southern	2 3		

Non-Div. I Games:

Grambling

RPI	S	Opponent	Score	
326	A	Alcorn St.	3	0
326	H	Alcorn St.	3	0

Grambling

G
r
a
m
b
l
i
n
g

G
r
a
m
b
l
i
n
g

Average RPI Win:	315	WON-LOST RECORD	WINNING PCT. RANK	LAST 10 GAMES	STRENGTH OF SCHEDULE	OPP. STRENGTH OF SCHEDULE	TEAM RPI	ADJ RPI	CONF. RPI	ADJ CONF. RPI						
DIV. I ONLY		10- 19	.34483	247	4- 6	325	326	312	.27192	315	33	33				
DIV. I NON-CONF.		0- 7	0	314	0- 0	230	276	318	.30109	316	33	33				
<hr/>																
TOTALS	RPI 1-25	RPI 26-50		W-L RECORDS		RPI 51-100		RPI 101-150		RPI 150+						
10- 19	0- 0	0- 0		OVERALL		0- 0		0- 1		10- 18						
4- 6	0- 0	0- 0		HOME		0- 0		0- 1		4- 5						
3- 6	0- 0	0- 0		AWAY		0- 0		0- 0		3- 6						
3- 7	0- 0	0- 0		NEUTRAL		0- 0		0- 0		3- 7						
<hr/>																
0- 7	0- 0	0- 0		NON-CONFERENCE		0- 0		0- 1		0- 6						
0- 2	0- 0	0- 0		HOME		0- 0		0- 1		0- 1						
0- 2	0- 0	0- 0		AWAY		0- 0		0- 0		0- 2						
0- 3	0- 0	0- 0		NEUTRAL		0- 0		0- 0		0- 3						
<hr/>																
10- 12	0- 0	0- 0		CONFERENCE		0- 0		0- 0		10- 12						
4- 4	0- 0	0- 0		HOME		0- 0		0- 0		4- 4						
3- 4	0- 0	0- 0		AWAY		0- 0		0- 0		3- 4						
3- 4	0- 0	0- 0		NEUTRAL		0- 0		0- 0		3- 4						
<hr/>																
RPI	S	Opponent	Score	RPI	S	Opponent	Score	RPI	S	Opponent	Score					
								110	H	UTEP	0	3				
								176	N	Portland St.	0	3				
								201	N	Texas-Arlington	0	3				
								217	A	Jackson St.	0	3				
								217	H	Jackson St.	0	3				
								217	H	Jackson St.	0	3				
								217	N	Jackson St.	0	3				
								227	A	La.-Lafayette	0	3				
								233	A	Nicholls St.	0	3				
								233	N	Nicholls St.	0	3				
								281	N	Alabama A&M	0	3				
								281	N	Alabama A&M	0	3				
								297	A	Prairie View	0	3				
								297	H	Prairie View	3	2				
								297	N	Prairie View	3	2				
								310	N	Alabama St.	3	1				
								310	N	Alabama St.	2	3				
								311	H	Southeastern La.	0	3				
								314	A	Grambling	2	3				
								314	H	Grambling	2	3				
								316	A	Mississippi Val.	3	2				
								316	H	Mississippi Val.	1	3				
				LAST 10 GAMES												
281 N Alabama A&M				0	3	217 H Jackson St.				0	3	316 N Mississippi Val.		3	1	
316 N Mississippi Val.				3	1	322 A Texas Southern				1	3	320 A Ark.-Pine Bluff		3	1	
281 N Alabama A&M				0	3	297 A Prairie View				0	3	320 H Ark.-Pine Bluff		3	1	
297 N Prairie View				3	2	314 A Grambling				2	3	322 A Texas Southern		1	3	
326 H Alcorn St.				3	0	297 H Prairie View				3	2	322 H Texas Southern		3	2	
<hr/>																
Non-Div. I Games:	Xavier (LA)		0	3	Talladega		3	0	Wiley		0	3	Xavier (LA)		3	0
Southern U.																

RPI	S	Opponent	Score	
326	A	Alcorn St.	3	1
326	H	Alcorn St.	3	0

Southern U.

S
o
u
t
h
e
r
n
U
.

S
o
u
t
h
e
r
n
U
.

[illegible]

Average RPI Win:	262	WON-LOST RECORD	WINNING PCT. RANK	LAST 10 GAMES	STRENGTH OF SCHEDULE	OPP. STRENGTH OF SCHEDULE	TEAM RPI	ADJ RPI	CONF. RPI	ADJ CONF. RPI									
DIV. I ONLY		2- 28	.06667	323	2- 8	286	259	317	.2617	317	22	21							
DIV. I NON-CONF.		0- 19	0	314	0- 4	315	274	325	.22674	326	23	24							
<hr/>																			
TOTALS	RPI 1-25	RPI 26-50		W-L RECORDS		RPI 51-100		RPI 101-150		RPI 150+									
2- 28	0- 0	0- 0		OVERALL		0- 2		0- 7		2- 19									
0- 10	0- 0	0- 0		HOME		0- 1		0- 2		0- 7									
2- 10	0- 0	0- 0		AWAY		0- 1		0- 3		2- 6									
0- 8	0- 0	0- 0		NEUTRAL		0- 0		0- 2		0- 6									
<hr/>																			
0- 19	0- 0	0- 0		NON-CONFERENCE		0- 0		0- 3		0- 16									
0- 5	0- 0	0- 0		HOME		0- 0		0- 0		0- 5									
0- 7	0- 0	0- 0		AWAY		0- 0		0- 1		0- 6									
0- 7	0- 0	0- 0		NEUTRAL		0- 0		0- 2		0- 5									
<hr/>																			
2- 9	0- 0	0- 0		CONFERENCE		0- 2		0- 4		2- 3									
0- 5	0- 0	0- 0		HOME		0- 1		0- 2		0- 2									
2- 3	0- 0	0- 0		AWAY		0- 1		0- 2		2- 0									
0- 1	0- 0	0- 0		NEUTRAL		0- 0		0- 0		0- 1									
<hr/>																			
RPI S	Opponent	Score	RPI S	Opponent	Score	RPI S	Opponent	Score	RPI S	Opponent	Score								
						52 A	North Dakota	0	3	106 A	Houston Baptist	1	3						
						52 H	North Dakota	0	3	106 H	Houston Baptist	1	3						
						107 A	Utah Valley	0	3										
						107 H	Utah Valley	0	3										
						128 N	Oakland	0	3										
						140 N	Miami (OH)	0	3										
						144 A	Iowa	0	3										
						167 H	Valparaiso	1	3										
						177 A	Butler	0	3										
						206 A	Indiana St.	0	3										
						206 H	Indiana St.	0	3										
						212 N	UMKC	1	3										
						222 H	Green Bay	1	3										
						224 A	Radford	0	3										
						234 A	Ill.-Chicago	0	3										
						239 A	NJIT	3	2										
						239 H	NJIT	2	3										
						239 N	NJIT	1	3										
						254 A	Western Ill.	0	3										
						254 H	Western Ill.	0	3										
						255 A	DePaul	0	3										
						275 N	Eastern Ill.	0	3										
									LAST 10 GAMES			254 H	Western Ill.	0	3	284 A	Tex.-Pan American	3	2
												300 H	Youngstown St.	1	3	284 H	Tex.-Pan American	2	3
												255 A	DePaul	0	3	285 N	S.C. Upstate	0	3
107 H	Utah Valley	0	3	299 N	Loyola Chicago							0	3						
52 H	North Dakota	0	3	300 H	Youngstown St.							1	3						

Non-Div. I Games: Judson (IL) 3 0

Chicago St.

RPI	S	Opponent	Score	
321	N	Coppin St.	2	3

Chicago St.

C
h
i
c
a
g
o
s
t
.

C
h
i
c
a
g
o
s
t
.

Average RPI Win: 318		WON-LOST	WINNING	LAST 10	STRENGTH OF		OPP. STRENGTH	TEAM	ADJ	CONF.	ADJ CONF.
Average RPI Loss: 234		RECORD	PCT. RANK	GAMES	SCHEDULE		OF SCHEDULE	RPI	RPI	RPI	RPI
DIV. I ONLY		5- 26	.16129	311	4- 6		289	321	315	.26091	318
DIV. I NON-CONF.		0- 17	0	314	0- 2		205	298	316	.28639	320
TOTALS		RPI 1-25	RPI 26-50		W-L RECORDS		RPI 51-100		RPI 101-150		RPI 150+
5- 26	0- 0	0- 0		OVERALL		0- 0		0- 2		5- 24	
2- 11	0- 0	0- 0		HOME		0- 0		0- 0		2- 11	
3- 8	0- 0	0- 0		AWAY		0- 0		0- 1		3- 7	
0- 7	0- 0	0- 0		NEUTRAL		0- 0		0- 1		0- 6	
0- 17	0- 0	0- 0		NON-CONFERENCE		0- 0		0- 2		0- 15	
0- 7	0- 0	0- 0		HOME		0- 0		0- 0		0- 7	
0- 5	0- 0	0- 0		AWAY		0- 0		0- 1		0- 4	
0- 5	0- 0	0- 0		NEUTRAL		0- 0		0- 1		0- 4	
5- 9	0- 0	0- 0		CONFERENCE		0- 0		0- 0		5- 9	
2- 4	0- 0	0- 0		HOME		0- 0		0- 0		2- 4	
3- 3	0- 0	0- 0		AWAY		0- 0		0- 0		3- 3	
0- 2	0- 0	0- 0		NEUTRAL		0- 0		0- 0		0- 2	
RPI S	Opponent	Score	RPI S	Opponent	Score	RPI S	Opponent	Score	RPI S	Opponent	Score
									116 A	George Washington	0 3
									150 N	Winthrop	0 3
									152 H	Fla. Gulf Coast	1 3
									175 A	Elon	1 3
									175 H	Elon	0 3
									184 N	Central Conn. St.	0 3
									195 A	Md.-East. Shore	0 3
									195 N	Md.-East. Shore	2 3
									196 H	Davidson	0 3
									203 H	UNC Asheville	0 3
									224 H	Radford	0 3
									232 N	UNC Wilmington	0 3
									237 A	UNC Greensboro	0 3
									250 H	Campbell	0 3
									250 N	Campbell	0 3
									258 A	Florida A&M	0 3
									258 H	Florida A&M	1 3
									271 H	Hampton	2 3
									271 N	Hampton	0 3
									280 A	CSU Bakersfield	0 3
									285 H	S.C. Upstate	2 3
									287 A	South Carolina St.	3 2
									287 H	South Carolina St.	0 3
									292 A	High Point	1 3
									310 N	Alabama St.	0 3
									313 A	Bethune-Cookman	1 3
									313 H	Bethune-Cookman	2 3
LAST 10 GAMES											
						195 N	Md.-East. Shore	2 3	313 H	Bethune-Cookman	2 3
						327 A	Savannah St.	3 0	285 H	S.C. Upstate	2 3
						287 A	South Carolina St.	3 2	324 A	N.C. A&T	3 0
						292 A	High Point	1 3	287 H	South Carolina St.	0 3
						258 H	Florida A&M	1 3	327 H	Savannah St.	3 0

Non-Div. I Games:

N.C. Central

RPI	S	Opponent	Score	
324	A	N.C. A&T	3	0
324	H	N.C. A&T	3	0
327	A	Savannah St.	3	0
327	H	Savannah St.	3	0

N.C. Central

N
.
C
.
C
e
n
t
r
a
l

N
.
C
.
C
e
n
t
r
a
l

Average RPI Win: 313		WON-LOST	WINNING	LAST 10	STRENGTH OF		OPP. STRENGTH	TEAM	ADJ	CONF.	ADJ CONF.
Average RPI Loss: 238		RECORD	PCT. RANK	GAMES	SCHEDULE		OF SCHEDULE	RPI	RPI	RPI	RPI
DIV. I ONLY		5- 25	.16667 308	1- 9	310		307	318	.24983 319	30	30
DIV. I NON-CONF.		1- 10	.09091 306	0- 0	317		320	323	.2656 322	30	30
TOTALS		RPI 1-25	RPI 26-50	W-L RECORDS	RPI 51-100		RPI 101-150	RPI 150+			
5- 25	0- 0	0- 0	OVERALL	0- 0	0- 0		0- 3	5- 22			
2- 9	0- 0	0- 0	HOME	0- 0	0- 0		0- 1	2- 8			
2- 12	0- 0	0- 0	AWAY	0- 0	0- 0		0- 2	2- 10			
1- 4	0- 0	0- 0	NEUTRAL	0- 0	0- 0		0- 0	1- 4			
1- 10	0- 0	0- 0	NON-CONFERENCE	0- 0	0- 0		0- 1	1- 9			
0- 2	0- 0	0- 0	HOME	0- 0	0- 0		0- 0	0- 2			
1- 4	0- 0	0- 0	AWAY	0- 0	0- 0		0- 1	1- 3			
0- 4	0- 0	0- 0	NEUTRAL	0- 0	0- 0		0- 0	0- 4			
4- 15	0- 0	0- 0	CONFERENCE	0- 0	0- 0		0- 2	4- 13			
2- 7	0- 0	0- 0	HOME	0- 0	0- 0		0- 1	2- 6			
1- 8	0- 0	0- 0	AWAY	0- 0	0- 0		0- 1	1- 7			
1- 0	0- 0	0- 0	NEUTRAL	0- 0	0- 0		0- 0	1- 0			
RPI S	Opponent	Score	RPI S	Opponent	Score	RPI S	Opponent	Score	RPI S	Opponent	Score
							145 A Liberty	0 3			
							148 A Niagara	0 3			
							148 H Niagara	0 3			
							166 A Fairfield	1 3			
							166 H Fairfield	0 3			
							178 H Lehigh	0 3			
							231 A Marist	1 3			
							231 H Marist	1 3			
							243 A Siena	0 3			
							243 H Siena	1 3			
							245 A Manhattan	1 3			
							245 H Manhattan	1 3			
							246 A Temple	0 3			
							247 A Fairleigh Dickinson	2 3			
							247 N Fairleigh Dickinson	1 3			
							262 A Canisius	1 3			
							262 H Canisius	0 3			
							269 A Iona	2 3			
							269 H Iona	3 0			
							273 N Fordham	2 3			
							280 N CSU Bakersfield	1 3			
							290 A Loyola Maryland	2 3			
							290 H Loyola Maryland	0 3			
							296 N Saint Francis (PA)	1 3			
							303 A Lafayette	0 3			
							308 H La Salle	2 3			
							323 A St. Francis (NY)	3 2			
			LAST 10 GAMES								
			262 H Canisius	0 3		269 H Iona	3 0				
			148 H Niagara	0 3		231 A Marist	1 3				
			290 A Loyola Maryland	2 3		243 A Siena	0 3				
			245 H Manhattan	1 3		148 A Niagara	0 3				
			166 H Fairfield	0 3		262 A Canisius	1 3				

Non-Div. I Games:

Rider

RPI	S	Opponent	Score	
325	A	Saint Peter's	3	0
325	H	Saint Peter's	3	0
325	N	Saint Peter's	3	1

Rider

R
i
d
e
r

R
i
d
e
r

Average RPI Win:		324	WON-LOST RECORD		WINNING PCT. RANK	LAST 10 GAMES	STRENGTH OF SCHEDULE		OPP. STRENGTH OF SCHEDULE	TEAM RPI	ADJ RPI	CONF. RPI	ADJ CONF. RPI
Average RPI Loss:		219											
DIV. I ONLY			4- 21		.16 313	1- 9	316		305	320	.24917 320	33	33
DIV. I NON-CONF.			0- 14		0 314	0- 3	167		206	306	.31823 311	33	33
TOTALS		RPI 1-25	RPI 26-50		W-L RECORDS		RPI 51-100		RPI 101-150		RPI 150+		
4- 21	0- 1		0- 2		OVERALL		0- 1		0- 0		4- 17		
1- 5	0- 0		0- 0		HOME		0- 0		0- 0		1- 5		
2- 8	0- 1		0- 1		AWAY		0- 0		0- 0		2- 6		
1- 8	0- 0		0- 1		NEUTRAL		0- 1		0- 0		1- 6		
0- 14	0- 1		0- 2		NON-CONFERENCE		0- 1		0- 0		0- 10		
0- 1	0- 0		0- 0		HOME		0- 0		0- 0		0- 1		
0- 5	0- 1		0- 1		AWAY		0- 0		0- 0		0- 3		
0- 8	0- 0		0- 1		NEUTRAL		0- 1		0- 0		0- 6		
4- 7	0- 0		0- 0		CONFERENCE		0- 0		0- 0		4- 7		
1- 4	0- 0		0- 0		HOME		0- 0		0- 0		1- 4		
2- 3	0- 0		0- 0		AWAY		0- 0		0- 0		2- 3		
1- 0	0- 0		0- 0		NEUTRAL		0- 0		0- 0		1- 0		
RPI S	Opponent	Score	RPI S	Opponent	Score	RPI S	Opponent	Score	RPI S	Opponent	Score		
24 A	Tulsa	0 3	27 A	Oklahoma	0 3	95 N	UC Davis	0 3	158 N	Boise St.	0 3		
			42 N	North Dakota St.	0 3				186 A	Central Ark.	0 3		
									186 H	Central Ark.	0 3		
									201 N	Texas-Arlington	0 3		
									214 N	Kent St.	0 3		
									228 N	UALR	0 3		
									254 N	Western Ill.	0 3		
									267 A	Louisiana Tech	0 3		
									272 N	Wofford	0 3		
									278 A	SIU Edwardsville	0 3		
									297 A	Prairie View	1 3		
									297 H	Prairie View	1 3		
									314 A	Grambling	2 3		
									314 H	Grambling	2 3		
									315 A	Southern U.	1 3		
									315 H	Southern U.	1 3		
									322 A	Texas Southern	3 1		
									322 H	Texas Southern	1 3		
									322 N	Texas Southern	3 0		
									326 A	Alcorn St.	3 1		
									326 H	Alcorn St.	3 0		
			LAST 10 GAMES										
			267 A	Louisiana Tech	0 3	315 A	Southern U.	1 3					
			314 A	Grambling	2 3	326 H	Alcorn St.	3 0					
			297 H	Prairie View	1 3	186 A	Central Ark.	0 3					
			322 H	Texas Southern	1 3	315 H	Southern U.	1 3					
			186 H	Central Ark.	0 3	314 H	Grambling	2 3					

Non-Div. I Games: Ark.-Monticello 2 3 Henderson St. 2 3

Ark.-Pine Bluff

Average RPI Win:	313	WON-LOST	WINNING	LAST 10	STRENGTH OF	OPP. STRENGTH	TEAM	ADJ	CONF.	ADJ CONF.													
Average RPI Loss:	248	RECORD	PCT. RANK	GAMES	SCHEDULE	OF SCHEDULE	RPI	RPI	RPI	RPI													
DIV. I ONLY		5- 24	.17241	306	2- 8	319	315	322	.24271	321	32	32											
DIV. I NON-CONF.		3- 13	.1875	289	0- 1	308	308	315	.30359	314	32	32											
<hr/>																							
TOTALS	RPI 1-25	RPI 26-50		W-L RECORDS		RPI 51-100		RPI 101-150		RPI 150+													
5- 24	0- 0	0- 0		OVERALL		0- 1		0- 3		5- 20													
1- 7	0- 0	0- 0		HOME		0- 1		0- 0		1- 6													
1- 11	0- 0	0- 0		AWAY		0- 0		0- 1		1- 10													
3- 6	0- 0	0- 0		NEUTRAL		0- 0		0- 2		3- 4													
<hr/>																							
3- 13	0- 0	0- 0		NON-CONFERENCE		0- 1		0- 3		3- 9													
0- 1	0- 0	0- 0		HOME		0- 1		0- 0		0- 0													
0- 6	0- 0	0- 0		AWAY		0- 0		0- 1		0- 5													
3- 6	0- 0	0- 0		NEUTRAL		0- 0		0- 2		3- 4													
<hr/>																							
2- 11	0- 0	0- 0		CONFERENCE		0- 0		0- 0		2- 11													
1- 6	0- 0	0- 0		HOME		0- 0		0- 0		1- 6													
1- 5	0- 0	0- 0		AWAY		0- 0		0- 0		1- 5													
0- 0	0- 0	0- 0		NEUTRAL		0- 0		0- 0		0- 0													
<hr/>																							
RPI	S	Opponent	Score	RPI	S	Opponent	Score	RPI	S	Opponent	Score												
								94	H	American	0	3											
								122	A	Towson	0	3											
								135	N	Bowling Green	0	3											
								140	N	Miami (OH)	0	3											
								195	A	Md.-East. Shore	0	3											
								195	H	Md.-East. Shore	1	3											
								205	N	UMBC	0	3											
								206	A	Indiana St.	0	3											
								225	N	Stony Brook	2	3											
								271	A	Hampton	1	3											
								271	H	Hampton	2	3											
								275	N	Eastern Ill.	1	3											
								288	A	Bucknell	1	3											
								290	N	Loyola Maryland	3	0											
								295	A	Morgan St.	0	3											
								295	H	Morgan St.	2	3											
								296	A	Saint Francis (PA)	0	3											
								302	A	Norfolk St.	0	3											
								302	H	Norfolk St.	0	3											
								303	N	Lafayette	2	3											
								305	A	Providence	0	3											
								306	H	Howard	2	3											
								LAST 10 GAMES								306	H	Howard	1	3			
								306	H	Howard	2	3	271	H	Hampton	2	3	308	A	La Salle	0	3	
								308	A	La Salle	0	3	324	A	N.C. A&T	3	0	312	A	Delaware St.	2	3	
195	A	Md.-East. Shore	0	3	295	A	Morgan St.	0	3	312	H	Delaware St.	3	2									
312	A	Delaware St.	2	3	306	H	Howard	1	3	317	N	Chicago St.	3	2									
302	H	Norfolk St.	0	3	312	H	Delaware St.	3	2	323	N	St. Francis (NY)	3	0									

Non-Div. I Games:

Coppin St.

C o p p i n s t .

C
o
p
p
i
n
s
t
.

Coppin St.

Average RPI Win:		316	WON-LOST RECORD		WINNING PCT. RANK		LAST 10 GAMES		STRENGTH OF SCHEDULE		OPP. STRENGTH OF SCHEDULE		TEAM RPI		ADJ RPI		CONF. RPI		ADJ CONF. RPI	
Average RPI Loss:		247																		
DIV. I ONLY			5- 21		.19231 301		4- 5		323		319		321		.23736 322		33		33	
DIV. I NON-CONF.			0- 10		0 314		0- 2		266		213		320		.29097 318		33		33	
TOTALS		RPI 1-25		RPI 26-50		W-L RECORDS		RPI 51-100		RPI 101-150		RPI 150+								
5- 21		0- 0		0- 1		OVERALL		0- 0		0- 1		5- 19								
1- 4		0- 0		0- 0		HOME		0- 0		0- 0		1- 4								
3- 6		0- 0		0- 1		AWAY		0- 0		0- 0		3- 5								
1- 11		0- 0		0- 0		NEUTRAL		0- 0		0- 1		1- 10								
0- 10		0- 0		0- 1		NON-CONFERENCE		0- 0		0- 1		0- 8								
0- 1		0- 0		0- 0		HOME		0- 0		0- 0		0- 1								
0- 4		0- 0		0- 1		AWAY		0- 0		0- 0		0- 3								
0- 5		0- 0		0- 0		NEUTRAL		0- 0		0- 1		0- 4								
5- 11		0- 0		0- 0		CONFERENCE		0- 0		0- 0		5- 11								
1- 3		0- 0		0- 0		HOME		0- 0		0- 0		1- 3								
3- 2		0- 0		0- 0		AWAY		0- 0		0- 0		3- 2								
1- 6		0- 0		0- 0		NEUTRAL		0- 0		0- 0		1- 6								
RPI	S	Opponent		Score		RPI	S	Opponent		Score		RPI	S	Opponent		Score				
						27	A	Oklahoma	0	3			106	N	Houston Baptist	0	3			
													158	N	Boise St.	0	3			
													162	N	North Texas	0	3			
													217	N	Jackson St.	0	3			
													217	N	Jackson St.	0	3			
													227	A	La.-Lafayette	0	3			
													228	N	UALR	0	3			
													233	N	Nicholls St.	0	3			
													241	A	Lamar	0	3			
													284	A	Tex.-Pan American	0	3			
													284	H	Tex.-Pan American	0	3			
													297	A	Prairie View	0	3			
													297	H	Prairie View	1	3			
													310	N	Alabama St.	0	3			
													310	N	Alabama St.	0	3			
													314	A	Grambling	3	2			
													314	H	Grambling	2	3			
													314	N	Grambling	3	2			
													315	A	Southern U.	3	0			
													315	A	Southern U.	2	3			
													315	H	Southern U.	3	1			
													316	N	Mississippi Val.	0	3			
													320	A	Ark.-Pine Bluff	3	1			
													320	H	Ark.-Pine Bluff	1	3			
													320	N	Ark.-Pine Bluff	0	3			
LAST 10 GAMES																				
						217	N	Jackson St.	0	3	315	H	Southern U.	3	1	320	A	Ark.-Pine Bluff	3	1
						310	N	Alabama St.	0	3	320	A	Ark.-Pine Bluff	3	1	320	H	Ark.-Pine Bluff	1	3
						314	N	Grambling	3	2	284	A	Tex.-Pan American	0	3	320	N	Ark.-Pine Bluff	0	3
						284	H	Tex.-Pan American	0	3	314	A	Grambling	3	2					
						297	H	Prairie View	1	3	310	N	Alabama St.	0	3					

Non-Div. I Games: Wiley 0 3 Wiley 0 3 Huston-Tillotson 3 0

Texas Southern

Average RPI Win:	325	WON-LOST	WINNING	LAST 10	STRENGTH OF	OPP. STRENGTH	TEAM	ADJ	CONF.	ADJ CONF.			
Average RPI Loss:	229	RECORD	PCT. RANK	GAMES	SCHEDULE	OF SCHEDULE	RPI	RPI	RPI	RPI			
DIV. I ONLY		1- 31	.03125 324	0- 10	297	298	323	.21779 323	29	29			
DIV. I NON-CONF.		1- 15	.0625 312	0- 0	318	315	324	.24381 324	29	29			
<hr/>													
TOTALS	RPI 1-25	RPI 26-50		W-L RECORDS		RPI 51-100		RPI 101-150		RPI 150+			
1- 31	0- 0	0- 0		OVERALL		0- 2		0- 3		1- 26			
0- 11	0- 0	0- 0		HOME		0- 1		0- 1		0- 9			
1- 13	0- 0	0- 0		AWAY		0- 1		0- 1		1- 11			
0- 7	0- 0	0- 0		NEUTRAL		0- 0		0- 1		0- 6			
<hr/>													
1- 15	0- 0	0- 0		NON-CONFERENCE		0- 0		0- 1		1- 14			
0- 3	0- 0	0- 0		HOME		0- 0		0- 0		0- 3			
1- 5	0- 0	0- 0		AWAY		0- 0		0- 0		1- 5			
0- 7	0- 0	0- 0		NEUTRAL		0- 0		0- 1		0- 6			
<hr/>													
0- 16	0- 0	0- 0		CONFERENCE		0- 2		0- 2		0- 12			
0- 8	0- 0	0- 0		HOME		0- 1		0- 1		0- 6			
0- 8	0- 0	0- 0		AWAY		0- 1		0- 1		0- 6			
0- 0	0- 0	0- 0		NEUTRAL		0- 0		0- 0		0- 0			
<hr/>													
RPI S	Opponent	Score	RPI S	Opponent	Score	RPI S	Opponent	Score	RPI S	Opponent	Score		
						80 A	Sacred Heart	0	3	144 N	Iowa	0	3
						80 H	Sacred Heart	0	3	147 A	Long Island	0	3
										147 H	Long Island	0	3
										155 N	Princeton	1	3
										165 A	Columbia	0	3
										166 N	Fairfield	1	3
										179 A	Hofstra	0	3
										184 A	Central Conn. St.	1	3
										184 H	Central Conn. St.	2	3
										229 A	Robert Morris	0	3
										229 H	Robert Morris	0	3
										239 H	NJIT	0	3
										245 A	Manhattan	0	3
										247 A	Fairleigh Dickinson	0	3
										247 H	Fairleigh Dickinson	2	3
										249 N	Binghamton	0	3
										252 A	St. John's (NY)	0	3
										252 N	St. John's (NY)	0	3
										260 A	Bryant	0	3
										260 H	Bryant	1	3
			LAST 10 GAMES			296 A	Saint Francis (PA)	1	3				
						296 H	Saint Francis (PA)	0	3				
						301 A	Quinnipiac	2	3				
						301 H	Quinnipiac	0	3				
						303 H	Lafayette	2	3				
						303 N	Lafayette	1	3				
						305 A	Providence	0	3				
						184 H	Central Conn. St.	2	3				
						80 A	Sacred Heart	0	3				
						247 H	Fairleigh Dickinson	2	3				
						229 A	Robert Morris	0	3				
						296 A	Saint Francis (PA)	1	3				

Non-Div. I Games:

St. Francis (NY)

St. Francis (NY)

Average RPI Win: 327		WON-LOST RECORD	WINNING PCT. RANK		LAST 10 GAMES		STRENGTH OF SCHEDULE		OPP. STRENGTH OF SCHEDULE		TEAM RPI	ADJ RPI	CONF. RPI	ADJ CONF. RPI
Average RPI Loss: 248			2- 27	.06897 321	2- 8	318	316	325	.20197 324	32	32			
DIV. I ONLY		0- 16	0 314	0- 1	252	259	321	.27808 321	32	32				
DIV. I NON-CONF.														
TOTALS		RPI 1-25		RPI 26-50		W-L RECORDS		RPI 51-100		RPI 101-150		RPI 150+		
2- 27		0- 0		0- 0		OVERALL		0- 0		0- 3		2- 24		
1- 8		0- 0		0- 0		HOME		0- 0		0- 0		1- 8		
1- 12		0- 0		0- 0		AWAY		0- 0		0- 2		1- 10		
0- 7		0- 0		0- 0		NEUTRAL		0- 0		0- 1		0- 6		
0- 16		0- 0		0- 0		NON-CONFERENCE		0- 0		0- 3		0- 13		
0- 3		0- 0		0- 0		HOME		0- 0		0- 0		0- 3		
0- 6		0- 0		0- 0		AWAY		0- 0		0- 2		0- 4		
0- 7		0- 0		0- 0		NEUTRAL		0- 0		0- 1		0- 6		
2- 11		0- 0		0- 0		CONFERENCE		0- 0		0- 0		2- 11		
1- 5		0- 0		0- 0		HOME		0- 0		0- 0		1- 5		
1- 6		0- 0		0- 0		AWAY		0- 0		0- 0		1- 6		
0- 0		0- 0		0- 0		NEUTRAL		0- 0		0- 0		0- 0		
RPI S	Opponent	Score	RPI S	Opponent	Score	RPI S	Opponent	Score	RPI S	Opponent	Score			
									112 A	North Carolina St.	0	3		
									116 N	George Washington	0	3		
									146 A	VCU	0	3		
									175 H	Elon	0	3		
									181 N	Evansville	0	3		
									196 A	Davidson	0	3		
									197 N	East Tenn. St.	0	3		
									223 N	Western Caro.	0	3		
									224 A	Radford	0	3		
									237 A	UNC Greensboro	0	3		
									237 H	UNC Greensboro	0	3		
									258 A	Florida A&M	0	3		
									258 H	Florida A&M	0	3		
									266 N	Cornell	0	3		
									272 A	Wofford	0	3		
									276 N	Coastal Caro.	0	3		
									276 N	Coastal Caro.	0	3		
									282 H	Citadel	0	3		
									287 A	South Carolina St.	0	3		
									287 H	South Carolina St.	0	3		
									302 A	Norfolk St.	1	3		
									302 A	Norfolk St.	0	3		
									313 A	Bethune-Cookman	0	3		
									313 H	Bethune-Cookman	1	3		
									318 A	N.C. Central	0	3		
									318 H	N.C. Central	0	3		
									321 H	Coppin St.	0	3		
			LAST 10 GAMES											
			287 A	South Carolina St.	0 3	321 H	Coppin St.	0 3	313 A	Bethune-Cookman	0	3		
			327 A	Savannah St.	3 1	175 H	Elon	0 3	313 H	Bethune-Cookman	1	3		
			313 H	Bethune-Cookman	1 3	327 H	Savannah St.	3 0	318 A	N.C. Central	0	3		
			258 H	Florida A&M	0 3	287 H	South Carolina St.	0 3	318 H	N.C. Central	0	3		
			318 H	N.C. Central	0 3	258 A	Florida A&M	0 3	321 H	Coppin St.	0	3		

Non-Div. I Games:

N.C. A&T

RPI	S	Opponent	Score	
327	A	Savannah St.	3	1
327	H	Savannah St.	3	0

N.C. A&T

N
.
C
.
A
&
T

N
.
C
.
A
&
T

Average RPI Win: 0		WON-LOST	WINNING	LAST 10	STRENGTH OF	OPP. STRENGTH	TEAM	ADJ	CONF.	ADJ CONF.		
Average RPI Loss: 252		RECORD	PCT. RANK	GAMES	SCHEDULE	OF SCHEDULE	RPI	RPI	RPI	RPI		
DIV. I ONLY		0- 31	0 325	0- 10	305	312	324	.18507	325	30 30		
DIV. I NON-CONF.		0- 12	0 314	0- 1	306	322	326	.24069	325	30 30		
<hr/>												
TOTALS		RPI 1-25		RPI 26-50		W-L RECORDS		RPI 51-100		RPI 101-150		RPI 150+
0- 31		0- 0		0- 0		OVERALL		0- 0		0- 2		0- 29
0- 12		0- 0		0- 0		HOME		0- 0		0- 1		0- 11
0- 13		0- 0		0- 0		AWAY		0- 0		0- 1		0- 12
0- 6		0- 0		0- 0		NEUTRAL		0- 0		0- 0		0- 6
0- 12		0- 0		0- 0		NON-CONFERENCE		0- 0		0- 0		0- 12
0- 3		0- 0		0- 0		HOME		0- 0		0- 0		0- 3
0- 4		0- 0		0- 0		AWAY		0- 0		0- 0		0- 4
0- 5		0- 0		0- 0		NEUTRAL		0- 0		0- 0		0- 5
0- 19		0- 0		0- 0		CONFERENCE		0- 0		0- 2		0- 17
0- 9		0- 0		0- 0		HOME		0- 0		0- 1		0- 8
0- 9		0- 0		0- 0		AWAY		0- 0		0- 1		0- 8
0- 1		0- 0		0- 0		NEUTRAL		0- 0		0- 0		0- 1
RPI	S	Opponent	Score	RPI	S	Opponent	Score	RPI	S	Opponent	Score	
								148	A	Niagara	0 3	
								148	H	Niagara	0 3	
								166	A	Fairfield	0 3	
								166	H	Fairfield	0 3	
								178	H	Lehigh	0 3	
								184	A	Central Conn. St.	0 3	
								225	N	Stony Brook	0 3	
								231	A	Marist	0 3	
								231	H	Marist	0 3	
								239	H	NJIT	0 3	
								243	A	Siena	0 3	
								243	H	Siena	1 3	
								245	A	Manhattan	0 3	
								245	H	Manhattan	0 3	
								247	A	Fairleigh Dickinson	0 3	
								247	N	Fairleigh Dickinson	0 3	
								262	A	Canisius	0 3	
								262	H	Canisius	0 3	
								269	A	Iona	0 3	
								269	H	Iona	0 3	
								288	N	Bucknell	2 3	
								290	A	Loyola Maryland	0 3	
								290	H	Loyola Maryland	0 3	
								295	N	Morgan St.	0 3	
								303	A	Lafayette	0 3	
								305	N	Providence	1 3	
								308	A	La Salle	0 3	
				LAST 10 GAMES								
				231	A	Marist	0 3	262	H	Canisius	0 3	
				243	A	Siena	0 3	148	H	Niagara	0 3	
				166	H	Fairfield	0 3	239	H	NJIT	0 3	
				269	H	Iona	0 3	245	H	Manhattan	0 3	
				290	A	Loyola Maryland	0 3	243	H	Siena	1 3	

Non-Div. I Games:

Saint Peter's

RPI	S	Opponent	Score
319	A	Rider	0 3
319	H	Rider	0 3
319	N	Rider	1 3
323	H	St. Francis (NY)	2 3

Saint Peter's

S
a
i
n
t
P
e
t
e
r
'
s

S
a
i
n
t
P
e
t
e
r
'
s

Average RPI Win: 0		WON-LOST	WINNING	LAST 10	STRENGTH OF		OPP. STRENGTH	TEAM	ADJ	CONF.	ADJ CONF.
Average RPI Loss: 263		RECORD	PCT. RANK	GAMES	SCHEDULE		OF SCHEDULE	RPI	RPI	RPI	RPI
DIV. I ONLY		0- 22	0 325	0- 9	315		323	326	.16839	326	33
DIV. I NON-CONF.		0- 7	0 314	0- 0	172		246	309	.30945	312	33
TOTALS		RPI 1-25	RPI 26-50	W-L RECORDS	RPI 51-100		RPI 101-150		RPI 150+		
0- 22	0- 0		0- 0	OVERALL	0- 1		0- 1		0- 20		
0- 9	0- 0		0- 0	HOME	0- 0		0- 0		0- 9		
0- 9	0- 0		0- 0	AWAY	0- 1		0- 0		0- 8		
0- 4	0- 0		0- 0	NEUTRAL	0- 0		0- 1		0- 3		
0- 7	0- 0		0- 0	NON-CONFERENCE	0- 1		0- 1		0- 5		
0- 1	0- 0		0- 0	HOME	0- 0		0- 0		0- 1		
0- 2	0- 0		0- 0	AWAY	0- 1		0- 0		0- 1		
0- 4	0- 0		0- 0	NEUTRAL	0- 0		0- 1		0- 3		
0- 15	0- 0		0- 0	CONFERENCE	0- 0		0- 0		0- 15		
0- 8	0- 0		0- 0	HOME	0- 0		0- 0		0- 8		
0- 7	0- 0		0- 0	AWAY	0- 0		0- 0		0- 7		
0- 0	0- 0		0- 0	NEUTRAL	0- 0		0- 0		0- 0		
RPI S	Opponent	Score	RPI S	Opponent	Score	RPI S	Opponent	Score	RPI S	Opponent	Score
						67 A	LSU	0 3	119 N	Arkansas St.	0 3
									186 N	Central Ark.	0 3
									217 A	Jackson St.	0 3
									217 H	Jackson St.	0 3
									227 N	La.-Lafayette	0 3
									233 H	Nicholls St.	0 3
									242 A	Northwestern St.	0 3
									261 N	Jacksonville St.	0 3
									281 A	Alabama A&M	0 3
									281 H	Alabama A&M	0 3
									297 H	Prairie View	0 3
									310 A	Alabama St.	0 3
									310 H	Alabama St.	0 3
									314 A	Grambling	0 3
									314 H	Grambling	0 3
									315 A	Southern U.	0 3
									315 H	Southern U.	1 3
									316 A	Mississippi Val.	0 3
									316 H	Mississippi Val.	0 3
									320 A	Ark.-Pine Bluff	0 3
									320 H	Ark.-Pine Bluff	1 3
LAST 10 GAMES											
				297 H	Prairie View	0 3	281 A	Alabama A&M	0 3		
				217 H	Jackson St.	0 3	310 H	Alabama St.	0 3		
				314 H	Grambling	0 3	316 H	Mississippi Val.	0 3		
				315 A	Southern U.	0 3	281 H	Alabama A&M	0 3		
				310 A	Alabama St.	0 3	315 H	Southern U.	1 3		
Non-Div. I Games:	Southern-N.O.	1 3	Tougaloo	3 1	Dillard	3 2	New Orleans	0 3			
	Xavier (LA)	0 3	Southern-N.O.	1 3	Belhaven	0 3	Belhaven	0 3	Alcorn St.	0 3	

Non-Div. I Games:

Dillard

0

3

Alcorn St.

A
l
c
o
r
n
S
t
.

A
l
c
o
r
n
S
t
.

Average RPI Win: 0		WON-LOST RECORD		WINNING PCT. RANK		LAST 10 GAMES		STRENGTH OF SCHEDULE		OPP. STRENGTH OF SCHEDULE		TEAM RPI		ADJ RPI		CONF. RPI		ADJ CONF. RPI	
DIV. I ONLY		0- 27		0 325		0- 10		326		324		327		.14248 327		32		32	
DIV. I NON-CONF.		0- 14		0 314		0- 3		320		309		327		.22629 327		32		32	
TOTALS		RPI 1-25		RPI 26-50		W-L RECORDS		RPI 51-100		RPI 101-150		RPI 150+							
0- 27		0- 0		0- 0		OVERALL		0- 1		0- 0		0- 26							
0- 8		0- 0		0- 0		HOME		0- 0		0- 0		0- 8							
0- 13		0- 0		0- 0		AWAY		0- 0		0- 0		0- 13							
0- 6		0- 0		0- 0		NEUTRAL		0- 1		0- 0		0- 5							
0- 14		0- 0		0- 0		NON-CONFERENCE		0- 1		0- 0		0- 13							
0- 3		0- 0		0- 0		HOME		0- 0		0- 0		0- 3							
0- 6		0- 0		0- 0		AWAY		0- 0		0- 0		0- 6							
0- 5		0- 0		0- 0		NEUTRAL		0- 1		0- 0		0- 4							
0- 13		0- 0		0- 0		CONFERENCE		0- 0		0- 0		0- 13							
0- 5		0- 0		0- 0		HOME		0- 0		0- 0		0- 5							
0- 7		0- 0		0- 0		AWAY		0- 0		0- 0		0- 7							
0- 1		0- 0		0- 0		NEUTRAL		0- 0		0- 0		0- 1							
RPI	S	Opponent	Score	RPI	S	Opponent	Score	RPI	S	Opponent	Score	RPI	S	Opponent	Score				
								62	N	Samford	0 3	206	A	Indiana St.	0 3				
												244	A	Jacksonville	0 3				
												244	H	Jacksonville	0 3				
												254	N	Western Ill.	0 3				
												258	A	Florida A&M	0 3				
												258	H	Florida A&M	0 3				
												265	A	Mercer	0 3				
												265	H	Mercer	0 3				
												272	N	Wofford	0 3				
												278	N	SIU Edwardsville	0 3				
												282	A	Citadel	0 3				
												287	A	South Carolina St.	0 3				
												287	H	South Carolina St.	0 3				
												291	N	Fla. Atlantic	0 3				
												294	A	Stetson	0 3				
												294	A	Stetson	0 3				
												294	H	Stetson	0 3				
												313	A	Bethune-Cookman	0 3				
												313	A	Bethune-Cookman	0 3				
												313	A	Bethune-Cookman	0 3				
												313	H	Bethune-Cookman	0 3				
												313	N	Bethune-Cookman	0 3				
				LAST 10 GAMES															
				318	H	N.C. Central	0 3	258	A	Florida A&M	0 3	318	A	N.C. Central	0 3				
				324	H	N.C. A&T	1 3	313	A	Bethune-Cookman	0 3	318	H	N.C. Central	0 3				
				265	A	Mercer	0 3	294	H	Stetson	0 3	324	A	N.C. A&T	0 3				
				287	H	South Carolina St.	0 3	324	A	N.C. A&T	0 3	324	H	N.C. A&T	1 3				
				244	H	Jacksonville	0 3	318	A	N.C. Central	0 3								

Non-Div. I Games:

Savannah St.