

Average RPI Win:		53	WON-LOST RECORD		WINNING PCT. RANK		LAST 10 GAMES		STRENGTH OF SCHEDULE		OPP. STRENGTH OF SCHEDULE		TEAM RPI		ADJ RPI		CONF. RPI		ADJ CONF. RPI					
DIV. I ONLY			25- 3		.89286		7		9- 1		1		10		1		.75415		1		2		2	
DIV. I NON-CONF.			8- 2		.8		47		0- 0		2		16		3		.70844		4		2		2	
TOTALS		RPI 1-25		RPI 26-50		W-L RECORDS		RPI 51-100		RPI 101-150		RPI 150+												
25- 3		8- 3		8- 0		OVERALL		5- 0		2- 0		2- 0												
13- 0		4- 0		4- 0		HOME		3- 0		1- 0		1- 0												
9- 3		3- 3		3- 0		AWAY		2- 0		1- 0		0- 0												
3- 0		1- 0		1- 0		NEUTRAL		0- 0		0- 0		1- 0												
8- 2		1- 2		3- 0		NON-CONFERENCE		2- 0		0- 0		2- 0												
4- 0		0- 0		1- 0		HOME		2- 0		0- 0		1- 0												
1- 2		0- 2		1- 0		AWAY		0- 0		0- 0		0- 0												
3- 0		1- 0		1- 0		NEUTRAL		0- 0		0- 0		1- 0												
17- 1		7- 1		5- 0		CONFERENCE		3- 0		2- 0		0- 0												
9- 0		4- 0		3- 0		HOME		1- 0		1- 0		0- 0												
8- 1		3- 1		2- 0		AWAY		2- 0		1- 0		0- 0												
0- 0		0- 0		0- 0		NEUTRAL		0- 0		0- 0		0- 0												
RPI	S	Opponent		Score		RPI	S	Opponent		Score		RPI	S	Opponent		Score								
2	A	Penn St.		2	3	31	A	St. Mary's (CA)		3	1	58	A	Oregon St.		3	0							
8	A	UCLA		3	1	31	N	St. Mary's (CA)		3	0	58	H	Oregon St.		3	0							
8	H	UCLA		3	2	39	H	California		3	0	59	H	San Francisco		3	0							
10	A	Southern California		1	3	41	A	Arizona		3	1	80	A	Utah		3	1							
10	H	Southern California		3	0	41	H	Arizona		3	0	81	H	Pacific		3	0							
11	A	Oregon		3	0	45	A	Arizona St.		3	1													
11	H	Oregon		3	2	45	H	Arizona St.		3	1													
12	A	Washington		3	2	45	H	Santa Clara		3	0													
12	H	Washington		3	1																			
14	N	Florida		3	1																			
16	A	Hawaii		1	3																			
						LAST 10 GAMES																		
						8 A UCLA						58 A Oregon St.												
						10 A Southern California						45 H Arizona St.												
						12 H Washington						41 H Arizona												
						132 H Washington St.						132 A Washington St.												
						11 A Oregon						12 A Washington												

Non-Div. I Games:

Stanford

Average RPI Win:		71	WON-LOST RECORD		WINNING PCT. RANK		LAST 10 GAMES		STRENGTH OF SCHEDULE		OPP. STRENGTH OF SCHEDULE		TEAM RPI	ADJ RPI		CONF. RPI	ADJ CONF. RPI		
Average RPI Loss:		32																	
DIV. I ONLY			27- 2		.93103 1		9- 1		14		5		2	.72997 2		1	1		
DIV. I NON-CONF.			10- 1		.90909 17		0- 0		8		23		4	.71069 3		1	1		
TOTALS		RPI 1-25		RPI 26-50		W-L RECORDS		RPI 51-100		RPI 101-150		RPI 150+							
27- 2		7- 1		8- 0		OVERALL		3- 1		6- 0		3- 0							
13- 0		4- 0		3- 0		HOME		1- 0		3- 0		2- 0							
10- 1		3- 1		4- 0		AWAY		1- 0		2- 0		0- 0							
4- 1		0- 0		1- 0		NEUTRAL		1- 1		1- 0		1- 0							
10- 1		3- 0		1- 0		NON-CONFERENCE		1- 1		2- 0		3- 0							
5- 0		2- 0		0- 0		HOME		0- 0		1- 0		2- 0							
1- 0		1- 0		0- 0		AWAY		0- 0		0- 0		0- 0							
4- 1		0- 0		1- 0		NEUTRAL		1- 1		1- 0		1- 0							
17- 1		4- 1		7- 0		CONFERENCE		2- 0		4- 0		0- 0							
8- 0		2- 0		3- 0		HOME		1- 0		2- 0		0- 0							
9- 1		2- 1		4- 0		AWAY		1- 0		2- 0		0- 0							
0- 0		0- 0		0- 0		NEUTRAL		0- 0		0- 0		0- 0							
RPI S	Opponent		Score		RPI S	Opponent		Score		RPI S	Opponent		Score		RPI S	Opponent		Score	
1	H	Stanford	3	2	26	A	Purdue	3	1	58	N	Oregon St.	2	3	107	A	Indiana	3	0
3	H	Texas	3	0	26	H	Purdue	3	0	67	A	Wisconsin	3	0	107	H	Indiana	3	1
4	A	Louisville	3	0	28	N	Western Ky.	3	0	67	H	Wisconsin	3	0	119	H	Duquesne	3	0
5	A	Nebraska	2	3	33	A	Michigan	3	2	74	N	Morehead St.	3	0	133	A	Iowa	3	0
5	H	Nebraska	3	1	38	A	Illinois	3	2						133	H	Iowa	3	1
7	A	Minnesota	3	0	38	H	Illinois	3	0						150	N	Ill.-Chicago	3	0
7	H	Minnesota	3	1	47	A	Northwestern	3	0						161	H	Portland	3	0
20	A	Ohio St.	3	0	47	H	Northwestern	3	0						202	N	DePaul	3	0
															260	H	Eastern Ill.	3	0
					LAST 10 GAMES														
					26	A	Purdue	3	1	7	H	Minnesota	3	1					
					107	A	Indiana	3	0	5	A	Nebraska	2	3					
					47	H	Northwestern	3	0	133	A	Iowa	3	0					
					38	H	Illinois	3	0	33	A	Michigan	3	2					
					67	H	Wisconsin	3	0	20	A	Ohio St.	3	0					

Non-Div. I Games:

Penn St.

Average RPI Win: 66		WON-LOST	WINNING	LAST 10	STRENGTH OF		OPP. STRENGTH	TEAM	ADJ	CONF.	ADJ CONF.
Average RPI Loss: 16		RECORD	PCT. RANK	GAMES	SCHEDULE		OF SCHEDULE	RPI	RPI	RPI	RPI
DIV. I ONLY		23- 3	.88462	9	10- 0		9	1	3	.72222	3
DIV. I NON-CONF.		8- 3	.72727	65	1- 0		17	1	16	.66688	11
TOTALS		RPI 1-25	RPI 26-50		W-L RECORDS		RPI 51-100		RPI 101-150		RPI 150+
23- 3		9- 2	2- 1		OVERALL		8- 0		0- 0		4- 0
14- 2		5- 1	1- 1		HOME		5- 0		0- 0		3- 0
8- 1		3- 1	1- 0		AWAY		3- 0		0- 0		1- 0
1- 0		1- 0	0- 0		NEUTRAL		0- 0		0- 0		0- 0
8- 3		4- 2	0- 1		NON-CONFERENCE		2- 0		0- 0		2- 0
6- 2		2- 1	0- 1		HOME		2- 0		0- 0		2- 0
1- 1		1- 1	0- 0		AWAY		0- 0		0- 0		0- 0
1- 0		1- 0	0- 0		NEUTRAL		0- 0		0- 0		0- 0
15- 0		5- 0	2- 0		CONFERENCE		6- 0		0- 0		2- 0
8- 0		3- 0	1- 0		HOME		3- 0		0- 0		1- 0
7- 0		2- 0	1- 0		AWAY		3- 0		0- 0		1- 0
0- 0		0- 0	0- 0		NEUTRAL		0- 0		0- 0		0- 0
RPI S	Opponent	Score		RPI S	Opponent	Score		RPI S	Opponent	Score	
2 A	Penn St.	0	3	30 A	Oklahoma	3	0	51 A	Baylor	3	0
4 A	Louisville	3	2	30 H	Oklahoma	3	0	51 H	Baylor	3	1
6 A	Kansas	3	2	38 H	Illinois	2	3	65 A	TCU	3	0
6 H	Kansas	3	0					65 H	TCU	3	0
7 H	Minnesota	1	3					75 H	Cincinnati	3	0
7 H	Minnesota	3	1					79 H	LSU	3	0
14 N	Florida	3	0					89 A	Texas Tech	3	0
17 A	Kansas St.	3	0					89 H	Texas Tech	3	0
17 H	Kansas St.	3	0								
23 H	Iowa St.	3	2								
25 H	San Diego	3	0								
				LAST 10 GAMES							
				188 H	West Virginia	3	0	30 A	Oklahoma	3	0
				89 H	Texas Tech	3	0	51 H	Baylor	3	1
				6 A	Kansas	3	2	23 H	Iowa St.	3	2
				17 H	Kansas St.	3	0	6 H	Kansas	3	0
				65 A	TCU	3	0	4 A	Louisville	3	2

Non-Div. I Games:

Texas

Average RPI Win:		100	WON-LOST RECORD		WINNING PCT. RANK		LAST 10 GAMES		STRENGTH OF SCHEDULE		OPP. STRENGTH OF SCHEDULE		TEAM RPI		ADJ RPI		CONF. RPI		ADJ CONF. RPI					
DIV. I ONLY			28- 3		.90323		4		10- 0		12		51		4		.69697		4		8		8	
DIV. I NON-CONF.			11- 2		.84615		30		0- 0		3		8		2		.7164		2		9		9	
TOTALS		RPI 1-25		RPI 26-50		W-L RECORDS		RPI 51-100		RPI 101-150		RPI 150+												
28- 3		2- 2		6- 1		OVERALL		6- 0		8- 0		6- 0												
16- 3		2- 2		2- 1		HOME		4- 0		3- 0		5- 0												
8- 0		0- 0		2- 0		AWAY		1- 0		4- 0		1- 0												
4- 0		0- 0		2- 0		NEUTRAL		1- 0		1- 0		0- 0												
11- 2		2- 2		3- 0		NON-CONFERENCE		3- 0		1- 0		2- 0												
9- 2		2- 2		1- 0		HOME		3- 0		1- 0		2- 0												
0- 0		0- 0		0- 0		AWAY		0- 0		0- 0		0- 0												
2- 0		0- 0		2- 0		NEUTRAL		0- 0		0- 0		0- 0												
17- 1		0- 0		3- 1		CONFERENCE		3- 0		7- 0		4- 0												
7- 1		0- 0		1- 1		HOME		1- 0		2- 0		3- 0												
8- 0		0- 0		2- 0		AWAY		1- 0		4- 0		1- 0												
2- 0		0- 0		0- 0		NEUTRAL		1- 0		1- 0		0- 0												
RPI	S	Opponent		Score		RPI	S	Opponent		Score		RPI	S	Opponent		Score								
2	H	Penn St.		0	3	26	N	Purdue		3	0	68	H	Duke		3	0							
3	H	Texas		2	3	28	H	Western Ky.		3	1	74	H	Morehead St.		3	1							
21	H	Miami (FL)		3	1	32	A	Marquette		3	0	75	A	Cincinnati		3	0							
24	H	Kentucky		3	1	32	A	Marquette		3	1	75	H	Cincinnati		3	0							
						32	H	Marquette		3	0	75	N	Cincinnati		3	0							
						36	H	Notre Dame		2	3	76	H	UNLV		3	1							
						38	N	Illinois		3	2													
						LAST 10 GAMES																		
						32	A	Marquette		3	0	211	H	Georgetown		3	0							
						75	N	Cincinnati		3	0	205	H	Villanova		3	0							
						113	N	St. John's (NY)		3	0	75	A	Cincinnati		3	0							
						75	H	Cincinnati		3	0	32	A	Marquette		3	1							
						32	H	Marquette		3	0	193	A	Syracuse		3	0							

Non-Div. I Games:

Louisville

Average RPI Win: 67		WON-LOST	WINNING	LAST 10	STRENGTH OF		OPP. STRENGTH	TEAM	ADJ	CONF.	ADJ CONF.
Average RPI Loss: 20		RECORD	PCT. RANK	GAMES	SCHEDULE		OF SCHEDULE	RPI	RPI	RPI	RPI
DIV. I ONLY		21-6	.77778	34	6-4		4	4	5	.69681	5
DIV. I NON-CONF.		8-1	.88889	23	0-0		27	9	8	.68748	7
TOTALS		RPI 1-25	RPI 26-50		W-L RECORDS		RPI 51-100		RPI 101-150		RPI 150+
21-6		5-4	7-2		OVERALL		2-0		4-0		3-0
13-1		4-1	5-0		HOME		1-0		2-0		1-0
7-5		1-3	2-2		AWAY		1-0		2-0		1-0
1-0		0-0	0-0		NEUTRAL		0-0		0-0		1-0
8-1		2-1	2-0		NON-CONFERENCE		0-0		1-0		3-0
6-0		2-0	2-0		HOME		0-0		1-0		1-0
1-1		0-1	0-0		AWAY		0-0		0-0		1-0
1-0		0-0	0-0		NEUTRAL		0-0		0-0		1-0
13-5		3-3	5-2		CONFERENCE		2-0		3-0		0-0
7-1		2-1	3-0		HOME		1-0		1-0		0-0
6-4		1-2	2-2		AWAY		1-0		2-0		0-0
0-0		0-0	0-0		NEUTRAL		0-0		0-0		0-0
RPI S	Opponent	Score	RPI S	Opponent	Score	RPI S	Opponent	Score	RPI S	Opponent	Score
2 A	Penn St.	1 3	26 A	Purdue	3 0	67 A	Wisconsin	3 0	107 A	Indiana	3 2
2 H	Penn St.	3 2	26 H	Purdue	3 2	67 H	Wisconsin	3 0	107 H	Indiana	3 1
7 A	Minnesota	2 3	30 H	Oklahoma	3 0				119 H	Duquesne	3 0
7 H	Minnesota	3 1	33 A	Michigan	2 3				133 A	Iowa	3 0
8 H	UCLA	3 2	33 H	Michigan	3 1				159 A	UC Irvine	3 0
20 A	Ohio St.	3 1	35 A	Michigan St.	2 3				179 N	Colgate	3 0
20 H	Ohio St.	1 3	35 H	Michigan St.	3 0				182 H	Saint Louis	3 0
23 A	Iowa St.	1 3	36 H	Notre Dame	3 0						
24 H	Kentucky	3 1	38 A	Illinois	3 0						
LAST 10 GAMES											
			67 A	Wisconsin	3 0	33 A	Michigan	2 3			
			7 A	Minnesota	2 3	2 H	Penn St.	3 2			
			26 H	Purdue	3 2	20 H	Ohio St.	1 3			
			107 H	Indiana	3 1	38 A	Illinois	3 0			
			35 A	Michigan St.	2 3	133 A	Iowa	3 0			

Non-Div. I Games:

Nebraska

Average RPI Win: 82		WON-LOST	WINNING	LAST 10	STRENGTH OF		OPP. STRENGTH	TEAM	ADJ	CONF.	ADJ CONF.
Average RPI Loss: 24		RECORD	PCT. RANK	GAMES	SCHEDULE		OF SCHEDULE	RPI	RPI	RPI	RPI
DIV. I ONLY		23- 6	.7931	24	6- 4		3	33	6	.6887	6
DIV. I NON-CONF.		12- 2	.85714	28	0- 0		7	64	7	.68855	6
TOTALS		RPI 1-25	RPI 26-50		W-L RECORDS		RPI 51-100		RPI 101-150		RPI 150+
23- 6		3- 3	5- 2		OVERALL		9- 1		3- 0		3- 0
14- 1		2- 1	3- 0		HOME		6- 0		2- 0		1- 0
5- 5		1- 2	1- 2		AWAY		2- 1		0- 0		1- 0
4- 0		0- 0	1- 0		NEUTRAL		1- 0		1- 0		1- 0
12- 2		0- 0	3- 2		NON-CONFERENCE		5- 0		3- 0		1- 0
8- 0		0- 0	2- 0		HOME		4- 0		2- 0		0- 0
0- 2		0- 0	0- 2		AWAY		0- 0		0- 0		0- 0
4- 0		0- 0	1- 0		NEUTRAL		1- 0		1- 0		1- 0
11- 4		3- 3	2- 0		CONFERENCE		4- 1		0- 0		2- 0
6- 1		2- 1	1- 0		HOME		2- 0		0- 0		1- 0
5- 3		1- 2	1- 0		AWAY		2- 1		0- 0		1- 0
0- 0		0- 0	0- 0		NEUTRAL		0- 0		0- 0		0- 0
RPI S	Opponent	Score	RPI S	Opponent	Score	RPI S	Opponent	Score	RPI S	Opponent	Score
3 A	Texas	0 3	27 A	Arkansas	1 3	51 A	Baylor	1 3	114 N	Northwestern St.	3 0
3 H	Texas	2 3	29 H	Creighton	3 2	51 H	Baylor	3 2	117 H	Arkansas St.	3 1
17 A	Kansas St.	3 1	30 A	Oklahoma	3 2	53 N	Xavier	3 0	147 H	UMKC	3 0
17 H	Kansas St.	3 1	30 H	Oklahoma	3 0	54 H	Tulsa	3 1	188 A	West Virginia	3 1
23 A	Iowa St.	1 3	36 A	Notre Dame	1 3	55 H	Col. of Charleston	3 0	188 H	West Virginia	3 0
23 H	Iowa St.	3 2	45 H	Arizona St.	3 1	65 A	TCU	3 0	275 N	UT Martin	3 0
			48 N	Loyola Marymount	3 1	65 H	TCU	3 1			
						89 A	Texas Tech	3 0			
						94 H	Wyoming	3 0			
						100 H	Sam Houston St.	3 0			
LAST 10 GAMES											
			65 A	TCU	3 0	188 H	West Virginia	3 0			
			30 H	Oklahoma	3 0	23 A	Iowa St.	1 3			
			3 H	Texas	2 3	65 H	TCU	3 1			
			17 A	Kansas St.	3 1	17 H	Kansas St.	3 1			
			51 A	Baylor	1 3	3 A	Texas	0 3			

Non-Div. I Games:

Kansas

Average RPI Win:	86	WON-LOST RECORD	WINNING PCT. RANK	LAST 10 GAMES	STRENGTH OF SCHEDULE	OPP. STRENGTH OF SCHEDULE	TEAM RPI	ADJ RPI	CONF. RPI	ADJ CONF. RPI	
DIV. I ONLY		22- 7	.75862 39	7- 3	6	14	8	.68798 7	1	1	
DIV. I NON-CONF.		9- 2	.81818 38	0- 0	18	57	14	.66428 14	1	1	
<hr/>											
TOTALS	RPI 1-25	RPI 26-50		W-L RECORDS	RPI 51-100		RPI 101-150		RPI 150+		
22- 7	5- 5	7- 2		OVERALL	2- 0		3- 0		5- 0		
13- 1	2- 1	5- 0		HOME	1- 0		2- 0		3- 0		
7- 5	2- 3	2- 2		AWAY	1- 0		1- 0		1- 0		
2- 1	1- 1	0- 0		NEUTRAL	0- 0		0- 0		1- 0		
<hr/>											
9- 2	2- 2	0- 0		NON-CONFERENCE	1- 0		1- 0		5- 0		
4- 0	0- 0	0- 0		HOME	0- 0		1- 0		3- 0		
3- 1	1- 1	0- 0		AWAY	1- 0		0- 0		1- 0		
2- 1	1- 1	0- 0		NEUTRAL	0- 0		0- 0		1- 0		
<hr/>											
13- 5	3- 3	7- 2		CONFERENCE	1- 0		2- 0		0- 0		
9- 1	2- 1	5- 0		HOME	1- 0		1- 0		0- 0		
4- 4	1- 2	2- 2		AWAY	0- 0		1- 0		0- 0		
0- 0	0- 0	0- 0		NEUTRAL	0- 0		0- 0		0- 0		
<hr/>											
RPI S	Opponent	Score	RPI S	Opponent	Score	RPI S	Opponent	Score	RPI S	Opponent	Score
2 A	Penn St.	1 3	26 H	Purdue	3 1	54 A	Tulsa	3 0	127 H	LIU Brooklyn	3 0
2 H	Penn St.	0 3	33 A	Michigan	0 3	67 H	Wisconsin	3 0	133 A	Iowa	3 1
3 A	Texas	3 1	33 H	Michigan	3 1				133 H	Iowa	3 0
3 A	Texas	1 3	35 A	Michigan St.	1 3				153 H	Albany (NY)	3 0
5 A	Nebraska	1 3	35 H	Michigan St.	3 2				171 H	North Dakota St.	3 0
5 H	Nebraska	3 2	38 A	Illinois	3 0				192 A	James Madison	3 1
17 N	Kansas St.	2 3	38 H	Illinois	3 0				240 H	Miami (OH)	3 0
20 A	Ohio St.	3 2	47 A	Northwestern	3 1				283 N	Appalachian St.	3 0
20 H	Ohio St.	3 0	47 H	Northwestern	3 0						
22 N	Dayton	3 0									
<hr/>											
LAST 10 GAMES											
133 H Iowa 3 0					2 A Penn St. 1 3						
5 H Nebraska 3 2					38 H Illinois 3 0						
33 A Michigan 0 3					47 H Northwestern 3 0						
35 A Michigan St. 1 3					26 H Purdue 3 1						
20 A Ohio St. 3 2					67 H Wisconsin 3 0						

Non-Div. I Games:

Minnesota

Average RPI Win:		67	WON-LOST RECORD		WINNING PCT. RANK		LAST 10 GAMES		STRENGTH OF SCHEDULE		OPP. STRENGTH OF SCHEDULE		TEAM RPI		ADJ RPI		CONF. RPI		ADJ CONF. RPI					
DIV. I ONLY			21- 6		.77778		34		8- 2		7		6		7		.68762		8		2		2	
DIV. I NON-CONF.			8- 1		.88889		23		0- 0		1		20		1		.73557		1		2		2	
TOTALS		RPI 1-25		RPI 26-50		W-L RECORDS		RPI 51-100		RPI 101-150		RPI 150+												
21- 6		2- 5		9- 1		OVERALL		3- 0		7- 0		0- 0												
9- 1		1- 1		4- 0		HOME		2- 0		2- 0		0- 0												
8- 5		1- 4		3- 1		AWAY		1- 0		3- 0		0- 0												
4- 0		0- 0		2- 0		NEUTRAL		0- 0		2- 0		0- 0												
8- 1		1- 1		4- 0		NON-CONFERENCE		0- 0		3- 0		0- 0												
1- 0		0- 0		1- 0		HOME		0- 0		0- 0		0- 0												
3- 1		1- 1		1- 0		AWAY		0- 0		1- 0		0- 0												
4- 0		0- 0		2- 0		NEUTRAL		0- 0		2- 0		0- 0												
13- 5		1- 4		5- 1		CONFERENCE		3- 0		4- 0		0- 0												
8- 1		1- 1		3- 0		HOME		2- 0		2- 0		0- 0												
5- 4		0- 3		2- 1		AWAY		1- 0		2- 0		0- 0												
0- 0		0- 0		0- 0		NEUTRAL		0- 0		0- 0		0- 0												
RPI	S	Opponent		Score		RPI	S	Opponent		Score		RPI	S	Opponent		Score								
1	A	Stanford		2	3	34	A	Colorado St.		3	2	58	H	Oregon St.		3	0							
1	H	Stanford		1	3	36	N	Notre Dame		3	1	80	A	Utah		3	2							
5	A	Nebraska		2	3	37	H	Pepperdine		3	0	80	H	Utah		3	0							
10	A	Southern California		1	3	39	A	California		3	0													
12	A	Washington		2	3	39	H	California		3	0													
12	H	Washington		3	1	40	N	San Diego St.		3	0													
16	A	Hawaii		3	1	41	A	Arizona		0	3													
						41	H	Arizona		3	0													
						45	A	Arizona St.		3	1													
						45	H	Arizona St.		3	0													
LAST 10 GAMES																								
		1 H Stanford		1	3			41 A Arizona		0	3													
		39 H California		3	0			12 H Washington		3	1													
		80 A Utah		3	2			132 H Washington St.		3	0													
		102 A Colorado		3	0			102 H Colorado		3	0													
		45 A Arizona St.		3	1			80 H Utah		3	0													

Non-Div. I Games:

UCLA

Average RPI Win:	90	WON-LOST	WINNING	LAST 10	STRENGTH OF	OPP. STRENGTH	TEAM	ADJ	CONF.	ADJ CONF.	
Average RPI Loss:	26	RECORD	PCT. RANK	GAMES	SCHEDULE	OF SCHEDULE	RPI	RPI	RPI	RPI	
DIV. I ONLY	26- 3	.89655	5	9- 1	52	19	9	.67734	9	6	6
DIV. I NON-CONF.	9- 1	.9	20	1- 0	47	10	10	.68192	9	6	6
<hr/>											
TOTALS	RPI 1-25	RPI 26-50		W-L RECORDS		RPI 51-100		RPI 101-150		RPI 150+	
26- 3	5- 2	2- 1		OVERALL		10- 0		4- 0		5- 0	
11- 0	2- 0	1- 0		HOME		4- 0		2- 0		2- 0	
12- 2	1- 2	1- 0		AWAY		5- 0		2- 0		3- 0	
3- 1	2- 0	0- 1		NEUTRAL		1- 0		0- 0		0- 0	
<hr/>											
9- 1	4- 0	0- 1		NON-CONFERENCE		2- 0		0- 0		3- 0	
3- 0	1- 0	0- 0		HOME		1- 0		0- 0		1- 0	
3- 0	1- 0	0- 0		AWAY		0- 0		0- 0		2- 0	
3- 1	2- 0	0- 1		NEUTRAL		1- 0		0- 0		0- 0	
<hr/>											
17- 2	1- 2	2- 0		CONFERENCE		8- 0		4- 0		2- 0	
8- 0	1- 0	1- 0		HOME		3- 0		2- 0		1- 0	
9- 2	0- 2	1- 0		AWAY		5- 0		2- 0		1- 0	
0- 0	0- 0	0- 0		NEUTRAL		0- 0		0- 0		0- 0	
<hr/>											
RPI S	Opponent	Score	RPI S	Opponent	Score	RPI S	Opponent	Score	RPI S	Opponent	Score
14 H	Florida	3 0	37 N	Pepperdine	0 3	57 A	Clemson	3 0	136 A	Virginia	3 1
15 A	Tennessee	3 0	42 A	North Carolina St.	3 0	63 A	Georgia Tech	3 2	136 H	Virginia	3 0
19 A	North Carolina	1 3	42 H	North Carolina St.	3 0	64 A	Virginia Tech	3 2	143 A	Boston College	3 0
19 H	North Carolina	3 0				64 H	Virginia Tech	3 0	143 H	Boston College	3 0
20 N	Ohio St.	3 1				68 A	Duke	3 0	156 A	Wake Forest	3 1
21 A	Miami (FL)	1 3				68 H	Duke	3 1	156 H	Wake Forest	3 1
23 N	Iowa St.	3 2				71 H	Georgia	3 1	181 H	FIU	3 0
						75 N	Cincinnati	3 0	203 A	Florida A&M	3 0
						84 A	Maryland	3 1	221 A	Houston	3 0
						84 H	Maryland	3 0			
<hr/>											
LAST 10 GAMES											
143 H Boston College						42 A North Carolina St.					
84 H Maryland						64 H Virginia Tech					
156 A Wake Forest						136 H Virginia					
68 A Duke						14 H Florida					
19 A North Carolina						57 A Clemson					

Non-Div. I Games:

Florida St.

Average RPI Win:	94	WON-LOST	WINNING	LAST 10	STRENGTH OF	OPP. STRENGTH	TEAM	ADJ	CONF.	ADJ CONF.				
Average RPI Loss:	17	RECORD	PCT. RANK	GAMES	SCHEDULE	OF SCHEDULE	RPI	RPI	RPI	RPI				
DIV. I ONLY		26- 4	.86667	11	9- 1	47	12	14	.67543	10	2	2		
DIV. I NON-CONF.		12- 0	1	1	0- 0	135	47	23	.647	24	2	2		
<hr/>														
TOTALS	RPI 1-25	RPI 26-50			W-L RECORDS		RPI 51-100		RPI 101-150		RPI 150+			
26- 4	5- 3	7- 1			OVERALL		3- 0		5- 0		6- 0			
15- 1	4- 1	5- 0			HOME		1- 0		3- 0		2- 0			
7- 3	1- 2	2- 1			AWAY		2- 0		2- 0		0- 0			
4- 0	0- 0	0- 0			NEUTRAL		0- 0		0- 0		4- 0			
<hr/>														
12- 0	2- 0	2- 0			NON-CONFERENCE		1- 0		1- 0		6- 0			
6- 0	1- 0	2- 0			HOME		0- 0		1- 0		2- 0			
2- 0	1- 0	0- 0			AWAY		1- 0		0- 0		0- 0			
4- 0	0- 0	0- 0			NEUTRAL		0- 0		0- 0		4- 0			
<hr/>														
14- 4	3- 3	5- 1			CONFERENCE		2- 0		4- 0		0- 0			
9- 1	3- 1	3- 0			HOME		1- 0		2- 0		0- 0			
5- 3	0- 2	2- 1			AWAY		1- 0		2- 0		0- 0			
0- 0	0- 0	0- 0			NEUTRAL		0- 0		0- 0		0- 0			
<hr/>														
RPI	S	Opponent	Score		RPI	S	Opponent	Score		RPI	S	Opponent	Score	
1	A	Stanford	0	3	36	H	Notre Dame	3	0	65	A	TCU	3	0
1	H	Stanford	3	1	39	A	California	3	0	80	A	Utah	3	1
8	H	UCLA	3	1	39	H	California	3	2	80	H	Utah	3	0
11	H	Oregon	0	3	41	A	Arizona	3	1					
12	A	Washington	0	3	41	H	Arizona	3	0					
12	H	Washington	3	2	43	H	UNI	3	0					
18	A	Texas A&M	3	1	45	A	Arizona St.	0	3					
25	H	San Diego	3	2	45	H	Arizona St.	3	1					
<hr/>														
LAST 10 GAMES														
39 H California					45 A Arizona St.									
1 H Stanford					132 H Washington St.									
102 A Colorado					12 H Washington									
80 A Utah					102 H Colorado									
41 A Arizona					80 H Utah									

Non-Div. I Games:

Southern California

Average RPI Win:	85	WON-LOST RECORD	WINNING PCT. RANK	LAST 10 GAMES	STRENGTH OF SCHEDULE	OPP. STRENGTH OF SCHEDULE	TEAM RPI	ADJ RPI	CONF. RPI	ADJ CONF. RPI				
DIV. I ONLY		23- 4	.85185	15	7- 3	41	8	13	.67298	11	2	2		
DIV. I NON-CONF.		9- 0	1	1	0- 0	99	24	12	.66496	13	2	2		
<hr/>														
TOTALS	RPI 1-25	RPI 26-50		W-L RECORDS		RPI 51-100		RPI 101-150		RPI 150+				
23- 4	4- 3	6- 1		OVERALL		5- 0		5- 0		3- 0				
9- 2	1- 1	3- 1		HOME		2- 0		3- 0		0- 0				
10- 2	2- 2	3- 0		AWAY		3- 0		2- 0		0- 0				
4- 0	1- 0	0- 0		NEUTRAL		0- 0		0- 0		3- 0				
<hr/>														
9- 0	2- 0	1- 0		NON-CONFERENCE		2- 0		1- 0		3- 0				
2- 0	0- 0	1- 0		HOME		0- 0		1- 0		0- 0				
3- 0	1- 0	0- 0		AWAY		2- 0		0- 0		0- 0				
4- 0	1- 0	0- 0		NEUTRAL		0- 0		0- 0		3- 0				
<hr/>														
14- 4	2- 3	5- 1		CONFERENCE		3- 0		4- 0		0- 0				
7- 2	1- 1	2- 1		HOME		2- 0		2- 0		0- 0				
7- 2	1- 2	3- 0		AWAY		1- 0		2- 0		0- 0				
0- 0	0- 0	0- 0		NEUTRAL		0- 0		0- 0		0- 0				
<hr/>														
RPI	S	Opponent	Score		RPI	S	Opponent	Score		RPI	S	Opponent	Score	
1	A	Stanford	2	3	31	H	St. Mary's (CA)	3	0	58	H	Oregon St.	3	0
1	H	Stanford	0	3	39	A	California	3	1	62	A	Ohio	3	1
10	A	Southern California	3	0	39	H	California	2	3	77	A	Portland St.	3	0
12	A	Washington	2	3	41	A	Arizona	3	0	80	A	Utah	3	0
12	H	Washington	3	1	41	H	Arizona	3	0	80	H	Utah	3	0
20	A	Ohio St.	3	2	45	A	Arizona St.	3	0					
24	N	Kentucky	3	0	45	H	Arizona St.	3	2					
<hr/>														
LAST 10 GAMES														
132	A	Washington St.	3	1	39	H	California	2	3					
12	A	Washington	2	3	80	A	Utah	3	0					
41	H	Arizona	3	0	102	A	Colorado	3	0					
45	H	Arizona St.	3	2	45	A	Arizona St.	3	0					
1	H	Stanford	0	3	41	A	Arizona	3	0					

Non-Div. I Games:

Oregon

Average RPI Win:	84	WON-LOST	WINNING	LAST 10	STRENGTH OF	OPP. STRENGTH	TEAM	ADJ	CONF.	ADJ CONF.			
Average RPI Loss:	6	RECORD	PCT. RANK	GAMES	SCHEDULE	OF SCHEDULE	RPI	RPI	RPI	RPI			
DIV. I ONLY		22- 5	.81481	19	6- 4	24	7	11	.66944	12	2	2	
DIV. I NON-CONF.		9- 0	1	1	0- 0	144	36	26	.63985	28	2	2	
<hr/>													
TOTALS	RPI 1-25	RPI 26-50		W-L RECORDS		RPI 51-100		RPI 101-150		RPI 150+			
22- 5	3- 5	4- 0		OVERALL		7- 0		5- 0		3- 0			
13- 1	3- 1	1- 0		HOME		4- 0		3- 0		2- 0			
7- 4	0- 4	2- 0		AWAY		2- 0		2- 0		1- 0			
2- 0	0- 0	1- 0		NEUTRAL		1- 0		0- 0		0- 0			
<hr/>													
9- 0	0- 0	1- 0		NON-CONFERENCE		3- 0		2- 0		3- 0			
5- 0	0- 0	0- 0		HOME		2- 0		1- 0		2- 0			
2- 0	0- 0	0- 0		AWAY		0- 0		1- 0		1- 0			
2- 0	0- 0	1- 0		NEUTRAL		1- 0		0- 0		0- 0			
<hr/>													
13- 5	3- 5	3- 0		CONFERENCE		4- 0		3- 0		0- 0			
8- 1	3- 1	1- 0		HOME		2- 0		2- 0		0- 0			
5- 4	0- 4	2- 0		AWAY		2- 0		1- 0		0- 0			
0- 0	0- 0	0- 0		NEUTRAL		0- 0		0- 0		0- 0			
<hr/>													
RPI S	Opponent	Score		RPI S	Opponent	Score		RPI S	Opponent	Score			
1 A	Stanford	1	3	26 N	Purdue	3	0	58 A	Oregon St.	3	0		
1 H	Stanford	2	3	39 A	California	3	2	58 H	Oregon St.	3	0		
8 A	UCLA	1	3	39 H	California	3	0	61 H	Long Beach St.	3	0		
8 H	UCLA	3	2	41 A	Arizona	3	1	77 H	Portland St.	3	0		
10 A	Southern California	2	3					79 N	LSU	3	0		
10 H	Southern California	3	0					80 A	Utah	3	1		
11 A	Oregon	1	3					80 H	Utah	3	2		
11 H	Oregon	3	2										
				LAST 10 GAMES									
				58 H Oregon St.				3	0	102 H Colorado		3	0
				11 H Oregon				3	2	8 A UCLA		1	3
				1 A Stanford				1	3	10 A Southern California		2	3
				39 A California				3	2	39 H California		3	0
				80 H Utah				3	2	1 H Stanford		2	3

Non-Div. I Games:

Washington

Average RPI Win:	96	WON-LOST	WINNING	LAST 10	STRENGTH OF	OPP. STRENGTH	TEAM	ADJ	CONF.	ADJ CONF.		
Average RPI Loss:	34	RECORD	PCT. RANK	GAMES	SCHEDULE	OF SCHEDULE	RPI	RPI	RPI	RPI		
DIV. I ONLY		25- 3	.89286	7	8- 2	48	40	12	.66939	13	5	4
DIV. I NON-CONF.		12- 0	1	1	0- 0	48	63	6	.68716	8	5	5
<hr/>												
TOTALS	RPI 1-25	RPI 26-50		W-L RECORDS		RPI 51-100		RPI 101-150		RPI 150+		
25- 3	2- 1	8- 2		OVERALL		5- 0		2- 0		8- 0		
11- 0	1- 0	4- 0		HOME		4- 0		0- 0		2- 0		
8- 3	0- 1	3- 2		AWAY		1- 0		1- 0		3- 0		
6- 0	1- 0	1- 0		NEUTRAL		0- 0		1- 0		3- 0		
12- 0	1- 0	2- 0		NON-CONFERENCE		3- 0		2- 0		4- 0		
3- 0	0- 0	0- 0		HOME		3- 0		0- 0		0- 0		
3- 0	0- 0	1- 0		AWAY		0- 0		1- 0		1- 0		
6- 0	1- 0	1- 0		NEUTRAL		0- 0		1- 0		3- 0		
13- 3	1- 1	6- 2		CONFERENCE		2- 0		0- 0		4- 0		
8- 0	1- 0	4- 0		HOME		1- 0		0- 0		2- 0		
5- 3	0- 1	2- 2		AWAY		1- 0		0- 0		2- 0		
0- 0	0- 0	0- 0		NEUTRAL		0- 0		0- 0		0- 0		
RPI S	Opponent	Score	RPI S	Opponent	Score	RPI S	Opponent	Score	RPI S	Opponent	Score	
15 N	Tennessee	3 1	31 A	St. Mary's (CA)	1 3	52 H	Bowling Green	3 0	117 N	Arkansas St.	3 0	
25 A	San Diego	2 3	31 H	St. Mary's (CA)	3 0	59 A	San Francisco	3 1	125 A	Rice	3 0	
25 H	San Diego	3 1	34 N	Colorado St.	3 1	59 H	San Francisco	3 1	161 A	Portland	3 0	
			37 A	Pepperdine	3 1	77 H	Portland St.	3 0	161 H	Portland	3 0	
			37 H	Pepperdine	3 0	80 H	Utah	3 0	172 A	George Washington	3 0	
			44 A	Wichita St.	3 2				178 N	Air Force	3 0	
			45 A	Santa Clara	2 3				184 A	Gonzaga	3 0	
			45 H	Santa Clara	3 0				184 H	Gonzaga	3 0	
			48 A	Loyola Marymount	3 2				189 N	Princeton	3 0	
			48 H	Loyola Marymount	3 0				247 N	New Hampshire	3 0	
			LAST 10 GAMES									
			25 A	San Diego	2 3	161 A	Portland	3 0				
			37 A	Pepperdine	3 1	184 A	Gonzaga	3 0				
			45 H	Santa Clara	3 0	45 A	Santa Clara	2 3				
			48 H	Loyola Marymount	3 0	31 H	St. Mary's (CA)	3 0				
			25 H	San Diego	3 1	59 H	San Francisco	3 1				

Non-Div. I Games:

BYU

Average RPI Win:	80	WON-LOST RECORD	WINNING PCT. RANK	LAST 10 GAMES	STRENGTH OF SCHEDULE	OPP. STRENGTH OF SCHEDULE	TEAM RPI	ADJ RPI	CONF. RPI	ADJ CONF. RPI				
DIV. I ONLY		21- 6	.77778	34	9- 1	21	17	18	.66001	15	4	5		
DIV. I NON-CONF.		7- 2	.77778	54	0- 0	20	6	15	.66426	15	4	4		
<hr/>														
TOTALS	RPI 1-25	RPI 26-50		W-L RECORDS		RPI 51-100		RPI 101-150		RPI 150+				
21- 6	3- 4	4- 2		OVERALL		8- 0		4- 0		2- 0				
8- 3	1- 2	1- 1		HOME		5- 0		1- 0		0- 0				
10- 2	2- 1	2- 1		AWAY		3- 0		2- 0		1- 0				
3- 1	0- 1	1- 0		NEUTRAL		0- 0		1- 0		1- 0				
<hr/>														
7- 2	1- 2	2- 0		NON-CONFERENCE		2- 0		1- 0		1- 0				
2- 1	1- 1	0- 0		HOME		1- 0		0- 0		0- 0				
2- 0	0- 0	1- 0		AWAY		1- 0		0- 0		0- 0				
3- 1	0- 1	1- 0		NEUTRAL		0- 0		1- 0		1- 0				
<hr/>														
14- 4	2- 2	2- 2		CONFERENCE		6- 0		3- 0		1- 0				
6- 2	0- 1	1- 1		HOME		4- 0		1- 0		0- 0				
8- 2	2- 1	1- 1		AWAY		2- 0		2- 0		1- 0				
0- 0	0- 0	0- 0		NEUTRAL		0- 0		0- 0		0- 0				
<hr/>														
RPI	S	Opponent	Score		RPI	S	Opponent	Score		RPI	S	Opponent	Score	
9	H	Florida St.	0	3	27	A	Arkansas	3	0	60	H	Auburn	3	2
13	N	BYU	1	3	27	H	Arkansas	1	3	71	H	Georgia	3	2
14	A	Florida	3	2	34	N	Colorado St.	3	2	75	H	Cincinnati	3	1
18	A	Texas A&M	3	0	44	A	Wichita St.	3	2	79	A	LSU	3	2
23	H	Iowa St.	3	2	50	A	Missouri	2	3	79	H	LSU	3	0
24	A	Kentucky	0	3	50	H	Missouri	3	2	84	A	Maryland	3	0
24	H	Kentucky	2	3						95	A	South Carolina	3	0
										95	H	South Carolina	3	1
<hr/>														
LAST 10 GAMES														
					79	H	LSU	3	0	204	A	Mississippi St.	3	0
					60	H	Auburn	3	2	101	H	Alabama	3	0
					95	A	South Carolina	3	0	24	H	Kentucky	2	3
					105	A	Ole Miss	3	0	18	A	Texas A&M	3	0
					14	A	Florida	3	2	27	A	Arkansas	3	0

Non-Div. I Games:

Tennessee

Average RPI Win: 111		WON-LOST RECORD	WINNING PCT. RANK	LAST 10 GAMES	STRENGTH OF SCHEDULE	OPP. STRENGTH OF SCHEDULE	TEAM RPI	ADJ RPI	CONF. RPI	ADJ CONF. RPI				
Average RPI Loss: 24														
DIV. I ONLY		23- 2	.92 2	9- 0	74	46	16	.65799 16	9	9				
DIV. I NON-CONF.		7- 2	.77778 54	0- 0	10	2	9	.68014 10	7	7				
<hr/>														
TOTALS		RPI 1-25	RPI 26-50		W-L RECORDS		RPI 51-100		RPI 101-150		RPI 150+			
23- 2		1- 1	2- 1		OVERALL		8- 0		5- 0		7- 0			
14- 2		1- 1	2- 1		HOME		5- 0		3- 0		3- 0			
9- 0		0- 0	0- 0		AWAY		3- 0		2- 0		4- 0			
0- 0		0- 0	0- 0		NEUTRAL		0- 0		0- 0		0- 0			
<hr/>														
7- 2		1- 1	2- 1		NON-CONFERENCE		2- 0		1- 0		1- 0			
7- 2		1- 1	2- 1		HOME		2- 0		1- 0		1- 0			
0- 0		0- 0	0- 0		AWAY		0- 0		0- 0		0- 0			
0- 0		0- 0	0- 0		NEUTRAL		0- 0		0- 0		0- 0			
<hr/>														
16- 0		0- 0	0- 0		CONFERENCE		6- 0		4- 0		6- 0			
7- 0		0- 0	0- 0		HOME		3- 0		2- 0		2- 0			
9- 0		0- 0	0- 0		AWAY		3- 0		2- 0		4- 0			
0- 0		0- 0	0- 0		NEUTRAL		0- 0		0- 0		0- 0			
<hr/>														
RPI	S	Opponent	Score		RPI	S	Opponent	Score		RPI	S	Opponent	Score	
1	H	Stanford	3	1	31	H	St. Mary's (CA)	3	1	51	H	Baylor	3	0
8	H	UCLA	1	3	39	H	California	2	3	59	H	San Francisco	3	0
					40	H	San Diego St.	3	1	61	A	Long Beach St.	3	1
										61	H	Long Beach St.	3	0
										78	A	Cal St. Northridge	3	2
										78	H	Cal St. Northridge	3	1
										81	A	Pacific	3	2
										81	H	Pacific	3	2
				</										

Non-Div. I Games: BYU-Hawaii 3 0

Hawaii

Average RPI Win:	94	WON-LOST RECORD	WINNING PCT. RANK		LAST 10 GAMES		STRENGTH OF SCHEDULE		OPP. STRENGTH OF SCHEDULE		TEAM RPI	ADJ RPI	CONF. RPI	ADJ CONF. RPI			
DIV. I ONLY		21- 7	.75	42	5- 5		17		20		19	.65599	17	3	3		
DIV. I NON-CONF.		13- 0	1	1	0- 0		35		29		5	.7043	5	3	3		
<hr/>																	
TOTALS		RPI 1-25		RPI 26-50		W-L RECORDS		RPI 51-100		RPI 101-150		RPI 150+					
21- 7		3- 5		2- 1		OVERALL		9- 1		2- 0		5- 0					
12- 2		1- 2		1- 0		HOME		6- 0		1- 0		3- 0					
5- 5		0- 3		1- 1		AWAY		3- 1		0- 0		1- 0					
4- 0		2- 0		0- 0		NEUTRAL		0- 0		1- 0		1- 0					
13- 0		2- 0		2- 0		NON-CONFERENCE		4- 0		2- 0		3- 0					
7- 0		0- 0		1- 0		HOME		3- 0		1- 0		2- 0					
2- 0		0- 0		1- 0		AWAY		1- 0		0- 0		0- 0					
4- 0		2- 0		0- 0		NEUTRAL		0- 0		1- 0		1- 0					
8- 7		1- 5		0- 1		CONFERENCE		5- 1		0- 0		2- 0					
5- 2		1- 2		0- 0		HOME		3- 0		0- 0		1- 0					
3- 5		0- 3		0- 1		AWAY		2- 1		0- 0		1- 0					
0- 0		0- 0		0- 0		NEUTRAL		0- 0		0- 0		0- 0					
RPI	S	Opponent		Score		RPI	S	Opponent		Score		RPI	S	Opponent		Score	
3	A	Texas		0 3		29	A	Creighton		3 0		51	A	Baylor		3 1	
3	H	Texas		0 3		30	A	Oklahoma		0 3		51	H	Baylor		3 1	
6	A	Kansas		1 3		31	H	St. Mary's (CA)		3 0		54	A	Tulsa		3 0	
6	H	Kansas		1 3								58	H	Oregon St.		3 2	
7	N	Minnesota		3 2								65	A	TCU		3 0	
22	N	Dayton		3 0								65	H	TCU		3 0	
23	A	Iowa St.		1 3								89	A	Texas Tech		1 3	
23	H	Iowa St.		3 0								89	H	Texas Tech		3 2	
												91	H	Missouri St.		3 0	
												93	H	Utah St.		3 0	

Non-Div. I Games:

Kansas St.

Average RPI Win:		104	WON-LOST RECORD		WINNING PCT. RANK		LAST 10 GAMES		STRENGTH OF SCHEDULE		OPP. STRENGTH OF SCHEDULE		TEAM RPI		ADJ RPI		CONF. RPI		ADJ CONF. RPI				
DIV. I ONLY			22- 5		.81481 19		7- 3		18		55		15		.65555 18		4		5				
DIV. I NON-CONF.			8- 1		.88889 23		0- 0		19		146		11		.66574 12		4		4				
TOTALS		RPI 1-25		RPI 26-50		W-L RECORDS		RPI 51-100		RPI 101-150		RPI 150+											
22- 5		0- 5		4- 0		OVERALL		8- 0		5- 0		5- 0											
9- 4		0- 4		2- 0		HOME		2- 0		2- 0		3- 0											
9- 1		0- 1		2- 0		AWAY		5- 0		2- 0		0- 0											
4- 0		0- 0		0- 0		NEUTRAL		1- 0		1- 0		2- 0											
8- 1		0- 1		0- 0		NON-CONFERENCE		2- 0		2- 0		4- 0											
2- 1		0- 1		0- 0		HOME		0- 0		0- 0		2- 0											
2- 0		0- 0		0- 0		AWAY		1- 0		1- 0		0- 0											
4- 0		0- 0		0- 0		NEUTRAL		1- 0		1- 0		2- 0											
14- 4		0- 4		4- 0		CONFERENCE		6- 0		3- 0		1- 0											
7- 3		0- 3		2- 0		HOME		2- 0		2- 0		1- 0											
7- 1		0- 1		2- 0		AWAY		4- 0		1- 0		0- 0											
0- 0		0- 0		0- 0		NEUTRAL		0- 0		0- 0		0- 0											
RPI	S	Opponent		Score		RPI	S	Opponent		Score		RPI	S	Opponent		Score							
10	H	Southern California		1	3	27	A	Arkansas		3	2	53	N	Xavier		3	0	101	A	Alabama	3	0	
14	H	Florida		2	3	27	H	Arkansas		3	1	60	A	Auburn		3	1	101	H	Alabama	3	0	
15	H	Tennessee		0	3	50	A	Missouri		3	1	60	H	Auburn		3	1	105	H	Ole Miss	3	0	
24	A	Kentucky		0	3	50	H	Missouri		3	1	70	A	Yale		3	1	142	A	Delaware	3	0	
24	H	Kentucky		2	3							71	A	Georgia		3	2	148	N	Columbia	3	0	
												79	A	LSU		3	1	154	H	Texas St.	3	0	
												95	A	South Carolina		3	0	165	H	North Dakota	3	0	
												95	H	South Carolina		3	0	176	N	American	3	0	
																		204	H	Mississippi St.	3	0	
																		254	N	Stony Brook	3	0	
LAST 10 GAMES																							
						50	H	Missouri		3	1	95	A	South Carolina		3	0						
						71	A	Georgia		3	2	79	A	LSU		3	1						
						60	A	Auburn		3	1	14	H	Florida		2	3						
						27	H	Arkansas		3	1	15	H	Tennessee		0	3						
						101	H	Alabama		3	0	24	A	Kentucky		0	3						

Non-Div. I Games:

Texas A&M

Average RPI Win:	86	WON-LOST RECORD	WINNING PCT. RANK	LAST 10 GAMES	STRENGTH OF SCHEDULE	OPP. STRENGTH OF SCHEDULE	TEAM RPI	ADJ RPI	CONF. RPI	ADJ CONF. RPI		
DIV. I ONLY		24- 5	.82759	18	9- 1	40	26	17	.65487	19	6	6
DIV. I NON-CONF.		9- 1	.9	20	0- 0	69	17	17	.65447	17	6	6
<hr/>												
TOTALS	RPI 1-25	RPI 26-50		W-L RECORDS		RPI 51-100		RPI 101-150		RPI 150+		
24- 5	2- 3	1- 1		OVERALL		14- 1		4- 0		3- 0		
14- 0	2- 0	0- 0		HOME		8- 0		2- 0		2- 0		
6- 5	0- 3	0- 1		AWAY		3- 1		2- 0		1- 0		
4- 0	0- 0	1- 0		NEUTRAL		3- 0		0- 0		0- 0		
<hr/>												
9- 1	0- 1	1- 0		NON-CONFERENCE		6- 0		1- 0		1- 0		
4- 0	0- 0	0- 0		HOME		3- 0		0- 0		1- 0		
1- 1	0- 1	0- 0		AWAY		0- 0		1- 0		0- 0		
4- 0	0- 0	1- 0		NEUTRAL		3- 0		0- 0		0- 0		
<hr/>												
15- 4	2- 2	0- 1		CONFERENCE		8- 1		3- 0		2- 0		
10- 0	2- 0	0- 0		HOME		5- 0		2- 0		1- 0		
5- 4	0- 2	0- 1		AWAY		3- 1		1- 0		1- 0		
0- 0	0- 0	0- 0		NEUTRAL		0- 0		0- 0		0- 0		
<hr/>												
RPI S	Opponent	Score	RPI S	Opponent	Score	RPI S	Opponent	Score	RPI S	Opponent	Score	
9 A	Florida St.	0 3	42 A	North Carolina St.	1 3	57 A	Clemson	3 1	123 A	UC Davis	3 0	
9 H	Florida St.	3 1	45 N	Santa Clara	3 2	57 H	Clemson	3 1	136 A	Virginia	3 2	
21 A	Miami (FL)	1 3				61 N	Long Beach St.	3 2	136 H	Virginia	3 0	
21 H	Miami (FL)	3 0				62 H	Ohio	3 2	143 H	Boston College	3 0	
24 A	Kentucky	0 3				63 A	Georgia Tech	2 3	156 A	Wake Forest	3 0	
						63 H	Georgia Tech	3 0	156 H	Wake Forest	3 0	
						64 A	Virginia Tech	3 0	175 H	Middle Tenn.	3 0	
						64 H	Virginia Tech	3 0				
						68 A	Duke	3 1				
						68 H	Duke	3 2				
						69 H	Western Mich.	3 1				
						79 H	LSU	3 0				
						80 N	Utah	3 0				
						84 H	Maryland	3 1				
						97 N	Lipscomb	3 0				
LAST 10 GAMES												
			136 H	Virginia	3 0	21 H	Miami (FL)	3 0				
			64 H	Virginia Tech	3 0	156 A	Wake Forest	3 0				
			57 A	Clemson	3 1	68 A	Duke	3 1				
			63 A	Georgia Tech	2 3	143 H	Boston College	3 0				
			9 H	Florida St.	3 1	84 H	Maryland	3 1				

Non-Div. I Games:

North Carolina

Average RPI Win: 101		WON-LOST RECORD		WINNING PCT. RANK		LAST 10 GAMES		STRENGTH OF SCHEDULE		OPP. STRENGTH OF SCHEDULE		TEAM RPI		ADJ RPI		CONF. RPI		ADJ CONF. RPI	
DIV. I ONLY		25- 4		.86207 12		9- 1		65		34		20		.6493 21		6		6	
DIV. I NON-CONF.		8- 2		.8 47		0- 0		68		52		38		.61892 38		6		6	
TOTALS		RPI 1-25		RPI 26-50		W-L RECORDS		RPI 51-100		RPI 101-150		RPI 150+							
25- 4		2- 2		2- 0		OVERALL		9- 2		7- 0		5- 0							
13- 0		2- 0		1- 0		HOME		3- 0		5- 0		2- 0							
8- 4		0- 2		1- 0		AWAY		4- 2		2- 0		1- 0							
4- 0		0- 0		0- 0		NEUTRAL		2- 0		0- 0		2- 0							
8- 2		0- 1		0- 0		NON-CONFERENCE		2- 1		3- 0		3- 0							
4- 0		0- 0		0- 0		HOME		0- 0		3- 0		1- 0							
0- 2		0- 1		0- 0		AWAY		0- 1		0- 0		0- 0							
4- 0		0- 0		0- 0		NEUTRAL		2- 0		0- 0		2- 0							
17- 2		2- 1		2- 0		CONFERENCE		7- 1		4- 0		2- 0							
9- 0		2- 0		1- 0		HOME		3- 0		2- 0		1- 0							
8- 2		0- 1		1- 0		AWAY		4- 1		2- 0		1- 0							
0- 0		0- 0		0- 0		NEUTRAL		0- 0		0- 0		0- 0							
RPI S	Opponent	Score		RPI S	Opponent	Score		RPI S	Opponent	Score		RPI S	Opponent	Score					
4 A	Louisville	1	3	42 A	North Carolina St.	3	1	57 A	Clemson	3	2	105 H	Ole Miss	3	2				
9 H	Florida St.	3	1	42 H	North Carolina St.	3	1	58 N	Oregon St.	3	1	110 H	Samford	3	1				
19 A	North Carolina	0	3					63 A	Georgia Tech	3	0	129 H	Rutgers	3	0				
19 H	North Carolina	3	1					64 A	Virginia Tech	0	3	136 A	Virginia	3	0				
								64 H	Virginia Tech	3	0	136 H	Virginia	3	0				
								68 A	Duke	3	2	143 A	Boston College	3	2				
								68 H	Duke	3	1	143 H	Boston College	3	0				
								76 N	UNLV	3	1	156 A	Wake Forest	3	0				
								84 A	Maryland	3	0	156 H	Wake Forest	3	0				
								84 H	Maryland	3	0	175 N	Middle Tenn.	3	1				
								92 A	Illinois St.	1	3	197 N	Presbyterian	3	0				
												198 H	Wofford	3	0				
				LAST 10 GAMES															
				84 H	Maryland	3	0	19 A	North Carolina	0	3								
				143 H	Boston College	3	0	136 H	Virginia	3	0								
				68 A	Duke	3	2	64 H	Virginia Tech	3	0								
				156 A	Wake Forest	3	0	63 A	Georgia Tech	3	0								
				42 A	North Carolina St.	3	1	57 A	Clemson	3	2								

Non-Div. I Games:

Miami (FL)

Average RPI Win:		79	WON-LOST RECORD		WINNING PCT. RANK		LAST 10 GAMES		STRENGTH OF SCHEDULE		OPP. STRENGTH OF SCHEDULE		TEAM RPI		ADJ RPI		CONF. RPI		ADJ CONF. RPI					
DIV. I ONLY			18- 7		.72		53		9- 1		26		3		23		.64683		23		3		3	
DIV. I NON-CONF.			7- 4		.63636		106		1- 0		96		5		71		.58085		62		3		3	
TOTALS		RPI 1-25		RPI 26-50		W-L RECORDS		RPI 51-100		RPI 101-150		RPI 150+												
18- 7		3- 5		4- 1		OVERALL		7- 0		1- 0		3- 1												
11- 1		3- 0		2- 0		HOME		3- 0		1- 0		2- 1												
6- 5		0- 4		2- 1		AWAY		3- 0		0- 0		1- 0												
1- 1		0- 1		0- 0		NEUTRAL		1- 0		0- 0		0- 0												
7- 4		1- 2		2- 1		NON-CONFERENCE		1- 0		1- 0		2- 1												
4- 1		1- 0		1- 0		HOME		0- 0		1- 0		1- 1												
2- 2		0- 1		1- 1		AWAY		0- 0		0- 0		1- 0												
1- 1		0- 1		0- 0		NEUTRAL		1- 0		0- 0		0- 0												
11- 3		2- 3		2- 0		CONFERENCE		6- 0		0- 0		1- 0												
7- 0		2- 0		1- 0		HOME		3- 0		0- 0		1- 0												
4- 3		0- 3		1- 0		AWAY		3- 0		0- 0		0- 0												
0- 0		0- 0		0- 0		NEUTRAL		0- 0		0- 0		0- 0												
RPI	S	Opponent		Score		RPI	S	Opponent		Score		RPI	S	Opponent		Score								
3	A	Texas		2 3		30	A	Oklahoma		3 0		51	A	Baylor		3 0								
5	H	Nebraska		3 1		30	H	Oklahoma		3 0		51	H	Baylor		3 1								
6	A	Kansas		2 3		38	A	Illinois		0 3		65	A	TCU		3 0								
6	H	Kansas		3 1		38	A	Illinois		3 2		65	H	TCU		3 0								
9	N	Florida St.		2 3		43	H	UNI		3 1		75	N	Cincinnati		3 0								
15	A	Tennessee		2 3								89	A	Texas Tech		3 1								
17	A	Kansas St.		0 3								89	H	Texas Tech		3 0								
17	H	Kansas St.		3 1																				
LAST 10 GAMES																								
		51 A Baylor		3 0				65 A TCU		3 0				6 H Kansas		3 1								
		17 H Kansas St.		3 1				30 H Oklahoma		3 0				3 A Texas		2 3								
		30 A Oklahoma		3 0				89 H Texas Tech		3 0				188 H West Virginia		3 0								
		89 H Texas Tech		3 0				162 A South Dakota St.		3 0														

Non-Div. I Games:

Iowa St.

Average RPI Win:	82	WON-LOST RECORD	WINNING PCT. RANK	LAST 10 GAMES	STRENGTH OF SCHEDULE	OPP. STRENGTH OF SCHEDULE	TEAM RPI	ADJ RPI	CONF. RPI	ADJ CONF. RPI		
DIV. I ONLY		18- 10	.64286	91	7- 3	8	15	27	.64589	24	4	5
DIV. I NON-CONF.		6- 4	.6	121	0- 0	4	15	27	.6431	26	4	4
<hr/>												
TOTALS	RPI 1-25	RPI 26-50		W-L RECORDS		RPI 51-100		RPI 101-150		RPI 150+		
18- 10	5- 5	0- 3		OVERALL		8- 1		3- 1		2- 0		
11- 2	3- 1	0- 1		HOME		6- 0		1- 0		1- 0		
5- 6	2- 3	0- 1		AWAY		2- 1		1- 1		0- 0		
2- 2	0- 1	0- 1		NEUTRAL		0- 0		1- 0		1- 0		
6- 4	1- 3	0- 1		NON-CONFERENCE		3- 0		1- 0		1- 0		
3- 0	1- 0	0- 0		HOME		2- 0		0- 0		0- 0		
1- 2	0- 2	0- 0		AWAY		1- 0		0- 0		0- 0		
2- 2	0- 1	0- 1		NEUTRAL		0- 0		1- 0		1- 0		
12- 6	4- 2	0- 2		CONFERENCE		5- 1		2- 1		1- 0		
8- 2	2- 1	0- 1		HOME		4- 0		1- 0		1- 0		
4- 4	2- 1	0- 1		AWAY		1- 1		1- 1		0- 0		
0- 0	0- 0	0- 0		NEUTRAL		0- 0		0- 0		0- 0		
RPI S	Opponent	Score		RPI S	Opponent	Score		RPI S	Opponent	Score		
4 A	Louisville	1	3	27 A	Arkansas	2	3	60 H	Auburn	3	1	
5 A	Nebraska	1	3	27 H	Arkansas	0	3	61 H	Long Beach St.	3	1	
11 N	Oregon	0	3	30 N	Oklahoma	1	3	62 A	Ohio	3	1	
14 A	Florida	2	3					71 A	Georgia	3	2	
14 H	Florida	0	3					71 H	Georgia	3	1	
15 A	Tennessee	3	2					79 A	LSU	2	3	
15 H	Tennessee	3	0					79 H	LSU	3	0	
18 A	Texas A&M	3	2					95 H	South Carolina	3	0	
18 H	Texas A&M	3	0					97 H	Lipscomb	3	2	
19 H	North Carolina	3	0									
				LAST 10 GAMES								
				71 H	Georgia	3	1	71 A	Georgia	3	2	
				27 A	Arkansas	2	3	15 A	Tennessee	3	2	
				101 A	Alabama	1	3	79 H	LSU	3	0	
				95 H	South Carolina	3	0	27 H	Arkansas	0	3	
				105 H	Ole Miss	3	1	18 H	Texas A&M	3	0	

Non-Div. I Games:

Kentucky

Average RPI Win:		94	WON-LOST RECORD		WINNING PCT. RANK	LAST 10 GAMES		STRENGTH OF SCHEDULE		OPP. STRENGTH OF SCHEDULE	TEAM RPI	ADJ RPI	CONF. RPI	ADJ CONF. RPI			
Average RPI Loss:		24															
DIV. I ONLY			21- 6		.77778	34		43		21	24	.64509	25	5	4		
DIV. I NON-CONF.			8- 3		.72727	65		53		13	41	.6209	36	5	5		
TOTALS		RPI 1-25		RPI 26-50		W-L RECORDS		RPI 51-100		RPI 101-150		RPI 150+					
21- 6		1- 3		7- 3		OVERALL		6- 0		1- 0		6- 0					
10- 1		1- 0		3- 1		HOME		3- 0		1- 0		2- 0					
7- 5		0- 3		3- 2		AWAY		2- 0		0- 0		2- 0					
4- 0		0- 0		1- 0		NEUTRAL		1- 0		0- 0		2- 0					
8- 3		0- 2		1- 1		NON-CONFERENCE		4- 0		1- 0		2- 0					
3- 0		0- 0		0- 0		HOME		2- 0		1- 0		0- 0					
1- 3		0- 2		0- 1		AWAY		1- 0		0- 0		0- 0					
4- 0		0- 0		1- 0		NEUTRAL		1- 0		0- 0		2- 0					
13- 3		1- 1		6- 2		CONFERENCE		2- 0		0- 0		4- 0					
7- 1		1- 0		3- 1		HOME		1- 0		0- 0		2- 0					
6- 2		0- 1		3- 1		AWAY		1- 0		0- 0		2- 0					
0- 0		0- 0		0- 0		NEUTRAL		0- 0		0- 0		0- 0					
RPI	S	Opponent		Score		RPI	S	Opponent		Score		RPI	S	Opponent		Score	
3	A	Texas		0	3	31	A	St. Mary's (CA)		2	3	59	A	San Francisco		3	2
10	A	Southern California		2	3	31	H	St. Mary's (CA)		3	1	59	H	San Francisco		3	1
13	A	BYU		1	3	36	N	Notre Dame		3	2	61	A	Long Beach St.		3	0
13	H	BYU		3	2	37	A	Pepperdine		3	1	70	H	Yale		3	0
						37	H	Pepperdine		3	2	79	N	LSU		3	0
						40	A	San Diego St.		1	3	90	H	Fresno St.		3	0
						45	A	Santa Clara		3	1						
						45	H	Santa Clara		2	3						
						48	A	Loyola Marymount		3	1						
						48	H	Loyola Marymount		3	0						
LAST 10 GAMES																	
						13	H	BYU		3	2	13	A	BYU		1	3
						40	A	San Diego St.		1	3	45	H	Santa Clara		2	3
						184	A	Gonzaga		3	0	31	A	St. Mary's (CA)		2	3
						161	A	Portland		3	1	59	A	San Francisco		3	2
						37	H	Pepperdine		3	2	48	H	Loyola Marymount		3	0

Non-Div. I Games:

San Diego

Average RPI Win:	79	WON-LOST RECORD	WINNING PCT. RANK	LAST 10 GAMES	STRENGTH OF SCHEDULE	OPP. STRENGTH OF SCHEDULE	TEAM RPI	ADJ RPI	CONF. RPI	ADJ CONF. RPI	
DIV. I ONLY		19- 10	.65517 80	5- 5	10	9	26	.64482 26	1	1	
DIV. I NON-CONF.		9- 2	.81818 38	0- 0	38	31	21	.64706 23	1	1	
<hr/>											
TOTALS	RPI 1-25	RPI 26-50		W-L RECORDS	RPI 51-100		RPI 101-150		RPI 150+		
19- 10	1- 8	9- 0		OVERALL	3- 0		3- 2		3- 0		
10- 4	0- 3	5- 0		HOME	1- 0		1- 1		3- 0		
8- 4	1- 3	4- 0		AWAY	1- 0		2- 1		0- 0		
1- 2	0- 2	0- 0		NEUTRAL	1- 0		0- 0		0- 0		
9- 2	0- 2	1- 0		NON-CONFERENCE	3- 0		2- 0		3- 0		
6- 0	0- 0	1- 0		HOME	1- 0		1- 0		3- 0		
2- 0	0- 0	0- 0		AWAY	1- 0		1- 0		0- 0		
1- 2	0- 2	0- 0		NEUTRAL	1- 0		0- 0		0- 0		
10- 8	1- 6	8- 0		CONFERENCE	0- 0		1- 2		0- 0		
4- 4	0- 3	4- 0		HOME	0- 0		0- 1		0- 0		
6- 4	1- 3	4- 0		AWAY	0- 0		1- 1		0- 0		
0- 0	0- 0	0- 0		NEUTRAL	0- 0		0- 0		0- 0		
<hr/>											
RPI S	Opponent	Score	RPI S	Opponent	Score	RPI S	Opponent	Score	RPI S	Opponent	Score
2 A	Penn St.	0 3	33 A	Michigan	3 2	52 H	Bowling Green	3 0	107 A	Indiana	1 3
2 H	Penn St.	1 3	33 H	Michigan	3 0	75 A	Cincinnati	3 1	122 H	Pittsburgh	3 0
4 N	Louisville	0 3	35 A	Michigan St.	3 2	79 N	LSU	3 0	125 A	Rice	3 2
5 A	Nebraska	2 3	35 H	Michigan St.	3 2				133 A	Iowa	3 0
5 H	Nebraska	0 3	38 A	Illinois	3 2				133 H	Iowa	0 3
7 A	Minnesota	1 3	38 H	Illinois	3 2				164 H	UAB	3 0
12 N	Washington	0 3	43 H	UNI	3 0				172 H	George Washington	3 0
20 A	Ohio St.	3 1	47 A	Northwestern	3 0				219 H	Jacksonville St.	3 1
20 H	Ohio St.	0 3	47 H	Northwestern	3 1						
<hr/>											
LAST 10 GAMES											
2 H Penn St.					1 3	38 A Illinois					3 2
20 H Ohio St.					0 3	35 H Michigan St.					3 2
5 A Nebraska					2 3	33 H Michigan					3 0
133 A Iowa					3 0	7 A Minnesota					1 3
47 A Northwestern					3 0	107 A Indiana					1 3

Non-Div. I Games:

Purdue

Average RPI Win:	109	WON-LOST RECORD	WINNING PCT. RANK	LAST 10 GAMES	STRENGTH OF SCHEDULE	OPP. STRENGTH OF SCHEDULE	TEAM RPI	ADJ RPI	CONF. RPI	ADJ CONF. RPI		
Average RPI Loss:	25											
DIV. I ONLY		21- 8	.72414	51	7- 3	22	35	28	.63675	27	4	5
DIV. I NON-CONF.		9- 2	.81818	38	0- 0	56	77	32	.6305	32	4	4
<hr/>												
TOTALS	RPI 1-25	RPI 26-50		W-L RECORDS		RPI 51-100		RPI 101-150		RPI 150+		
21- 8	4- 5	1- 2		OVERALL		5- 1		6- 0		5- 0		
14- 4	2- 3	1- 1		HOME		4- 0		4- 0		3- 0		
5- 4	2- 2	0- 1		AWAY		1- 1		1- 0		1- 0		
2- 0	0- 0	0- 0		NEUTRAL		0- 0		1- 0		1- 0		
<hr/>												
9- 2	1- 0	0- 2		NON-CONFERENCE		1- 0		3- 0		4- 0		
7- 1	1- 0	0- 1		HOME		1- 0		2- 0		3- 0		
0- 1	0- 0	0- 1		AWAY		0- 0		0- 0		0- 0		
2- 0	0- 0	0- 0		NEUTRAL		0- 0		1- 0		1- 0		
<hr/>												
12- 6	3- 5	1- 0		CONFERENCE		4- 1		3- 0		1- 0		
7- 3	1- 3	1- 0		HOME		3- 0		2- 0		0- 0		
5- 3	2- 2	0- 0		AWAY		1- 1		1- 0		1- 0		
0- 0	0- 0	0- 0		NEUTRAL		0- 0		0- 0		0- 0		
<hr/>												
RPI S	Opponent	Score		RPI S	Opponent	Score		RPI S	Opponent	Score		
6 H	Kansas	3	1	30 H	Oklahoma	1	3	54 H	Tulsa	3	0	
14 A	Florida	0	3	33 A	Michigan	2	3	60 A	Auburn	2	3	
14 H	Florida	2	3	50 H	Missouri	3	0	60 H	Auburn	3	0	
15 A	Tennessee	3	1					71 A	Georgia	3	0	
15 H	Tennessee	0	3					71 H	Georgia	3	1	
18 A	Texas A&M	1	3					79 H	LSU	3	1	
18 H	Texas A&M	2	3									
24 A	Kentucky	3	0									
24 H	Kentucky	3	2									

Non-Div. I Games:

Arkansas

Average RPI Win:		156	WON-LOST RECORD		WINNING PCT. RANK		LAST 10 GAMES		STRENGTH OF SCHEDULE		OPP. STRENGTH OF SCHEDULE		TEAM RPI		ADJ RPI		CONF. RPI		ADJ CONF. RPI				
DIV. I ONLY			32- 3		.91429	3	10- 0		97	86	25	.63443	28	15	15								
DIV. I NON-CONF.			14- 3		.82353	37	0- 0		43	28	19	.65049	21	12	12								
TOTALS		RPI 1-25		RPI 26-50		W-L RECORDS		RPI 51-100		RPI 101-150		RPI 150+											
32- 3		1- 3		1- 0		OVERALL		5- 0		9- 0		16- 0											
15- 1		1- 1		0- 0		HOME		1- 0		5- 0		8- 0											
12- 1		0- 1		1- 0		AWAY		1- 0		3- 0		7- 0											
5- 1		0- 1		0- 0		NEUTRAL		3- 0		1- 0		1- 0											
14- 3		1- 3		1- 0		NON-CONFERENCE		5- 0		3- 0		4- 0											
5- 1		1- 1		0- 0		HOME		1- 0		1- 0		2- 0											
4- 1		0- 1		1- 0		AWAY		1- 0		1- 0		1- 0											
5- 1		0- 1		0- 0		NEUTRAL		3- 0		1- 0		1- 0											
18- 0		0- 0		0- 0		CONFERENCE		0- 0		6- 0		12- 0											
10- 0		0- 0		0- 0		HOME		0- 0		4- 0		6- 0											
8- 0		0- 0		0- 0		AWAY		0- 0		2- 0		6- 0											
0- 0		0- 0		0- 0		NEUTRAL		0- 0		0- 0		0- 0											
RPI	S	Opponent		Score		RPI	S	Opponent		Score		RPI	S	Opponent		Score							
2	N	Penn St.		0	3	33	A	Michigan		3	2	68	N	Duke		3	1	106	H	IUPUI		3	0
4	A	Louisville		1	3							74	N	Morehead St.		3	0	111	A	North Texas		3	0
20	H	Ohio St.		1	3							75	A	Cincinnati		3	1	111	H	North Texas		3	0
22	H	Dayton		3	1							97	H	Lipscomb		3	0	117	H	Arkansas St.		3	0
												98	N	Eastern Mich.		3	1	117	H	Arkansas St.		3	0
																		136	A	Virginia		3	1
																		142	N	Delaware		3	0
																		149	A	Troy		3	0
																		149	H	Troy		3	0
																		168	H	UALR		3	0
																		173	A	Belmont		3	0
																		175	A	Middle Tenn.		3	0
																		175	H	Middle Tenn.		3	0
																		181	A	FIU		3	1
																		181	H	FIU		3	0
																		181	H	FIU		3	0
																		191	H	Austin Peay		3	0
																		196	A	La.-Lafayette		3	0
																		208	A	South Ala.		3	0
																		208	H	South Ala.		3	0
																		218	N	Lehigh		3	0
																		261	A	La.-Monroe		3	0
																		281	A	Fla. Atlantic		3	0
																		281	H	Fla. Atlantic		3	0
																		303	H	Tennessee Tech		3	0
LAST 10 GAMES																							
						111	H	North Texas		3	0	149	A	Troy		3	0	281	A	Fla. Atlantic		3	0
						117	H	Arkansas St.		3	0	181	A	FIU		3	1	281	H	Fla. Atlantic		3	0
						181	H	FIU		3	0	168	H	UALR		3	0	303	H	Tennessee Tech		3	0
						175	H	Middle Tenn.		3	0	117	H	Arkansas St.		3	0						
						208	A	South Ala.		3	0												

Non-Div. I Games:

Western Ky.

Average RPI Win:	144	WON-LOST	WINNING	LAST 10	STRENGTH OF	OPP. STRENGTH	TEAM	ADJ	CONF.	ADJ CONF.				
Average RPI Loss:	36	RECORD	PCT. RANK	GAMES	SCHEDULE	OF SCHEDULE	RPI	RPI	RPI	RPI				
DIV. I ONLY		26- 3	.89655	5	10- 0	94	92	29	.63378	29	10	10		
DIV. I NON-CONF.		9- 2	.81818	38	0- 0	41	43	22	.64527	25	10	10		
<hr/>														
TOTALS	RPI 1-25	RPI 26-50		W-L RECORDS		RPI 51-100		RPI 101-150		RPI 150+				
26- 3	0- 2	4- 0		OVERALL		8- 1		3- 0		11- 0				
12- 1	0- 1	2- 0		HOME		3- 0		1- 0		6- 0				
10- 2	0- 1	2- 0		AWAY		3- 1		1- 0		4- 0				
4- 0	0- 0	0- 0		NEUTRAL		2- 0		1- 0		1- 0				
<hr/>														
9- 2	0- 2	0- 0		NON-CONFERENCE		3- 0		3- 0		3- 0				
3- 1	0- 1	0- 0		HOME		0- 0		1- 0		2- 0				
2- 1	0- 1	0- 0		AWAY		1- 0		1- 0		0- 0				
4- 0	0- 0	0- 0		NEUTRAL		2- 0		1- 0		1- 0				
<hr/>														
17- 1	0- 0	4- 0		CONFERENCE		5- 1		0- 0		8- 0				
9- 0	0- 0	2- 0		HOME		3- 0		0- 0		4- 0				
8- 1	0- 0	2- 0		AWAY		2- 1		0- 0		4- 0				
0- 0	0- 0	0- 0		NEUTRAL		0- 0		0- 0		0- 0				
<hr/>														
RPI S	Opponent	Score	RPI S	Opponent	Score	RPI S	Opponent	Score	RPI S	Opponent	Score			
6 A	Kansas	2 3	43 A	UNI	3 2	54 N	Tulsa	3 1	116 A	South Fla.	3 0			
17 H	Kansas St.	0 3	43 H	UNI	3 1	67 N	Wisconsin	3 1	131 N	Ball St.	3 0			
			44 A	Wichita St.	3 2	82 A	Northern Colo.	3 0	134 H	Denver	3 1			
			44 H	Wichita St.	3 1	86 A	Southern Ill.	1 3	163 H	South Dakota	3 1			
						86 H	Southern Ill.	3 1	177 N	UCF	3 1			
						91 A	Missouri St.	3 2	193 H	Syracuse	3 0			
						91 H	Missouri St.	3 2	224 A	Evansville	3 1			
						92 A	Illinois St.	3 0	224 H	Evansville	3 0			
						92 H	Illinois St.	3 1	231 A	Bradley	3 1			
									231 H	Bradley	3 1			
									255 A	Drake	3 0			
									255 H	Drake	3 0			
									284 A	Indiana St.	3 0			
									284 H	Indiana St.	3 0			
<hr/>														
LAST 10 GAMES														
91 A Missouri St.						3	2	231 A Bradley					3	1
44 A Wichita St.						3	2	86 H Southern Ill.					3	1
92 H Illinois St.						3	1	224 H Evansville					3	0
284 H Indiana St.						3	0	255 A Drake					3	0
43 A UNI						3	2	284 A Indiana St.					3	0

Non-Div. I Games:

Creighton

Average RPI Win:	104	WON-LOST RECORD	WINNING PCT. RANK	LAST 10 GAMES	STRENGTH OF SCHEDULE	OPP. STRENGTH OF SCHEDULE	TEAM RPI	ADJ RPI	CONF. RPI	ADJ CONF. RPI	
DIV. I ONLY		19- 10	.65517 80	5- 5	13	27	30	.62941 30	3	3	
DIV. I NON-CONF.		11- 4	.73333 62	0- 0	32	38	29	.63394 29	3	3	
<hr/>											
TOTALS	RPI 1-25	RPI 26-50		W-L RECORDS	RPI 51-100		RPI 101-150		RPI 150+		
19- 10	2- 7	1- 2		OVERALL	8- 1		2- 0		6- 0		
10- 4	1- 3	0- 1		HOME	5- 0		1- 0		3- 0		
5- 6	0- 4	1- 1		AWAY	3- 1		0- 0		1- 0		
4- 0	1- 0	0- 0		NEUTRAL	0- 0		1- 0		2- 0		
11- 4	1- 1	1- 2		NON-CONFERENCE	3- 1		2- 0		4- 0		
6- 1	0- 0	0- 1		HOME	3- 0		1- 0		2- 0		
1- 3	0- 1	1- 1		AWAY	0- 1		0- 0		0- 0		
4- 0	1- 0	0- 0		NEUTRAL	0- 0		1- 0		2- 0		
8- 6	1- 6	0- 0		CONFERENCE	5- 0		0- 0		2- 0		
4- 3	1- 3	0- 0		HOME	2- 0		0- 0		1- 0		
4- 3	0- 3	0- 0		AWAY	3- 0		0- 0		1- 0		
0- 0	0- 0	0- 0		NEUTRAL	0- 0		0- 0		0- 0		
RPI S	Opponent	Score	RPI S	Opponent	Score	RPI S	Opponent	Score	RPI S	Opponent	Score
3 A	Texas	0 3	27 A	Arkansas	3 1	51 A	Baylor	3 1	112 H	New Mexico	3 0
3 H	Texas	0 3	34 A	Colorado St.	1 3	51 H	Baylor	3 0	119 N	Duquesne	3 0
5 A	Nebraska	0 3	44 H	Wichita St.	1 3	54 H	Tulsa	3 2	168 H	UALR	3 0
6 A	Kansas	0 3				65 A	TCU	3 0	171 N	North Dakota St.	3 0
6 H	Kansas	2 3				69 H	Western Mich.	3 0	178 N	Air Force	3 0
17 H	Kansas St.	3 0				82 A	Northern Colo.	2 3	188 A	West Virginia	3 0
23 A	Iowa St.	0 3				89 A	Texas Tech	3 0	188 H	West Virginia	3 1
23 H	Iowa St.	0 3				89 H	Texas Tech	3 0	220 H	SMU	3 0
24 N	Kentucky	3 1				91 H	Missouri St.	3 1			
<hr/>											
LAST 10 GAMES											
6 A Kansas			0 3	3 H Texas			0 3				
23 H Iowa St.			0 3	23 A Iowa St.			0 3				
51 A Baylor			3 1	89 A Texas Tech			3 0				
188 A West Virginia			3 0	51 H Baylor			3 0				
89 H Texas Tech			3 0	6 H Kansas			2 3				

Non-Div. I Games:

Oklahoma

Average RPI Win:	112	WON-LOST	WINNING	LAST 10	STRENGTH OF	OPP. STRENGTH	TEAM	ADJ	CONF.	ADJ CONF.	
Average RPI Loss:	21	RECORD	PCT. RANK	GAMES	SCHEDULE	OF SCHEDULE	RPI	RPI	RPI	RPI	
DIV. I ONLY	17- 10	.62963	100	8- 2	15	24	32	.62576	31	5	4
DIV. I NON-CONF.	5- 6	.45455	188	0- 0	11	14	57	.58527	56	5	5
<hr/>											
TOTALS	RPI 1-25	RPI 26-50		W-L RECORDS	RPI 51-100		RPI 101-150		RPI 150+		
17- 10	2- 7	4- 3		OVERALL	3- 0		1- 0		7- 0		
7- 2	2- 1	2- 1		HOME	1- 0		0- 0		2- 0		
6- 7	0- 5	2- 2		AWAY	1- 0		0- 0		3- 0		
4- 1	0- 1	0- 0		NEUTRAL	1- 0		1- 0		2- 0		
<hr/>											
5- 6	0- 5	0- 1		NON-CONFERENCE	1- 0		1- 0		3- 0		
0- 1	0- 1	0- 0		HOME	0- 0		0- 0		0- 0		
1- 4	0- 3	0- 1		AWAY	0- 0		0- 0		1- 0		
4- 1	0- 1	0- 0		NEUTRAL	1- 0		1- 0		2- 0		
<hr/>											
12- 4	2- 2	4- 2		CONFERENCE	2- 0		0- 0		4- 0		
7- 1	2- 0	2- 1		HOME	1- 0		0- 0		2- 0		
5- 3	0- 2	2- 1		AWAY	1- 0		0- 0		2- 0		
0- 0	0- 0	0- 0		NEUTRAL	0- 0		0- 0		0- 0		
<hr/>											
RPI S	Opponent	Score	RPI S	Opponent	Score	RPI S	Opponent	Score	RPI S	Opponent	Score
1 H	Stanford	1 3	37 A	Pepperdine	1 3	59 A	San Francisco	3 0	144 N	Boise St.	3 0
1 N	Stanford	0 3	37 H	Pepperdine	3 2	59 H	San Francisco	3 0	153 N	Albany (NY)	3 1
11 A	Oregon	0 3	39 A	California	1 3	93 N	Utah St.	3 0	161 A	Portland	3 0
13 A	BYU	0 3	45 A	Santa Clara	3 0				161 H	Portland	3 0
13 H	BYU	3 1	45 H	Santa Clara	3 0				184 A	Gonzaga	3 0
16 A	Hawaii	1 3	48 A	Loyola Marymount	3 1				184 H	Gonzaga	3 0
17 A	Kansas St.	0 3	48 H	Loyola Marymount	0 3				187 A	Sacramento St.	3 0
25 A	San Diego	1 3							299 N	Morgan St.	3 0
25 H	San Diego	3 2									
<hr/>											
LAST 10 GAMES											
45 H Santa Clara 3 0						59 H San Francisco 3 0					
59 A San Francisco 3 0						45 A Santa Clara 3 0					
161 A Portland 3 0						25 H San Diego 3 2					
184 A Gonzaga 3 0						13 A BYU 0 3					
37 A Pepperdine 1 3						184 H Gonzaga 3 0					

Non-Div. I Games:

St. Mary's (CA)

Average RPI Win:	135	WON-LOST RECORD	WINNING PCT. RANK	LAST 10 GAMES		STRENGTH OF SCHEDULE	OPP. STRENGTH OF SCHEDULE	TEAM RPI	ADJ RPI	CONF. RPI	ADJ CONF. RPI		
DIV. I ONLY		26- 6	.8125	21	8- 2	76	65	31	.62415	32	8	8	
DIV. I NON-CONF.		11- 3	.78571	50	1- 0	155	53	65	.58192	60	9	9	
<hr/>													
TOTALS	RPI 1-25	RPI 26-50		W-L RECORDS		RPI 51-100		RPI 101-150		RPI 150+			
26- 6	0- 3	3- 2		OVERALL		4- 1		10- 0		9- 0			
16- 5	0- 2	2- 2		HOME		3- 1		7- 0		4- 0			
8- 1	0- 1	1- 0		AWAY		1- 0		2- 0		4- 0			
2- 0	0- 0	0- 0		NEUTRAL		0- 0		1- 0		1- 0			
<hr/>													
11- 3	0- 0	1- 2		NON-CONFERENCE		3- 1		2- 0		5- 0			
7- 3	0- 0	1- 2		HOME		2- 1		1- 0		3- 0			
2- 0	0- 0	0- 0		AWAY		1- 0		0- 0		1- 0			
2- 0	0- 0	0- 0		NEUTRAL		0- 0		1- 0		1- 0			
<hr/>													
15- 3	0- 3	2- 0		CONFERENCE		1- 0		8- 0		4- 0			
9- 2	0- 2	1- 0		HOME		1- 0		6- 0		1- 0			
6- 1	0- 1	1- 0		AWAY		0- 0		2- 0		3- 0			
0- 0	0- 0	0- 0		NEUTRAL		0- 0		0- 0		0- 0			
<hr/>													
RPI	S	Opponent	Score	RPI	S	Opponent	Score	RPI	S	Opponent	Score		
4	A	Louisville	0 3	33	H	Michigan	3 1	52	H	Bowling Green	3 0		
4	H	Louisville	0 3	36	A	Notre Dame	3 2	53	A	Xavier	3 0		
4	H	Louisville	1 3	36	H	Notre Dame	3 0	69	H	Western Mich.	3 0		
				43	H	UNI	2 3	75	H	Cincinnati	3 0		
				47	H	Northwestern	1 3	81	H	Pacific	2 3		
										105	N	Ole Miss	3 0
										113	H	St. John's (NY)	3 1
										116	H	South Fla.	3 2
										116	H	South Fla.	3 1
										120	H	Connecticut	3 1
										121	A	Seton Hall	3 2
										122	H	Pittsburgh	3 1
										122	H	Pittsburgh	3 1
										129	A	Rutgers	3 2
										133	H	Iowa	3 0
										156	H	Wake Forest	3 0
										193	H	Syracuse	3 0
										202	A	DePaul	3 0
										205	A	Villanova	3 0
										211	A	Georgetown	3 1
										217	A	Milwaukee	3 0
										217	H	Milwaukee	3 1
										260	H	Eastern Ill.	3 0
										303	N	Tennessee Tech	3 0
<hr/>													
LAST 10 GAMES													
		4 H Louisville	0 3			113 H St. John's (NY)	3 1						
		116 H South Fla.	3 1			120 H Connecticut	3 1						
		122 H Pittsburgh	3 1			217 A Milwaukee	3 0						
		36 H Notre Dame	3 0			205 A Villanova	3 0						
		4 A Louisville	0 3			211 A Georgetown	3 1						

Non-Div. I Games:

Marquette

Average RPI Win: 101		WON-LOST	WINNING	LAST 10	STRENGTH OF		OPP. STRENGTH	TEAM	ADJ	CONF.	ADJ CONF.
Average RPI Loss: 28		RECORD	PCT. RANK	GAMES	SCHEDULE		OF SCHEDULE	RPI	RPI	RPI	RPI
DIV. I ONLY		21- 11	.65625	75	5- 5		36	16	35	.62118	33
DIV. I NON-CONF.		12- 2	.85714	28	0- 0		49	61	20	.65164	18
TOTALS		RPI 1-25	RPI 26-50		W-L RECORDS		RPI 51-100		RPI 101-150		RPI 150+
21- 11	2- 3	5- 7		OVERALL		4- 1		5- 0		5- 0	
12- 4	2- 1	3- 3		HOME		3- 0		3- 0		1- 0	
3- 7	0- 2	1- 4		AWAY		0- 1		2- 0		0- 0	
6- 0	0- 0	1- 0		NEUTRAL		1- 0		0- 0		4- 0	
12- 2	0- 0	3- 2		NON-CONFERENCE		3- 0		1- 0		5- 0	
5- 1	0- 0	1- 1		HOME		2- 0		1- 0		1- 0	
1- 1	0- 0	1- 1		AWAY		0- 0		0- 0		0- 0	
6- 0	0- 0	1- 0		NEUTRAL		1- 0		0- 0		4- 0	
9- 9	2- 3	2- 5		CONFERENCE		1- 1		4- 0		0- 0	
7- 3	2- 1	2- 2		HOME		1- 0		2- 0		0- 0	
2- 6	0- 2	0- 3		AWAY		0- 1		2- 0		0- 0	
0- 0	0- 0	0- 0		NEUTRAL		0- 0		0- 0		0- 0	
RPI S	Opponent	Score		RPI S	Opponent	Score		RPI S	Opponent	Score	
2 H	Penn St.	2	3	26 A	Purdue	0	3	64 N	Virginia Tech	3	2
5 A	Nebraska	1	3	26 H	Purdue	2	3	67 A	Wisconsin	0	3
5 H	Nebraska	3	2	27 H	Arkansas	3	2	67 H	Wisconsin	3	0
7 A	Minnesota	1	3	28 H	Western Ky.	2	3	68 H	Duke	3	2
7 H	Minnesota	3	0	32 A	Marquette	1	3	98 H	Eastern Mich.	3	0
				35 H	Michigan St.	0	3				
				38 A	Illinois	1	3				
				38 H	Illinois	3	0				
				43 N	UNI	3	1				
				47 A	Northwestern	1	3				
				47 H	Northwestern	3	0				
				50 A	Missouri	3	0				
LAST 10 GAMES											
38 A	Illinois	1	3	5 H	Nebraska	3	2				
47 A	Northwestern	1	3	107 A	Indiana	3	0				
7 H	Minnesota	3	0	26 A	Purdue	0	3				
67 H	Wisconsin	3	0	2 H	Penn St.	2	3				
133 H	Iowa	3	0	35 H	Michigan St.	0	3				

Non-Div. I Games:

Michigan

Average RPI Win:	126	WON-LOST	WINNING	LAST 10	STRENGTH OF	OPP. STRENGTH	TEAM	ADJ	CONF.	ADJ CONF.	
Average RPI Loss:	46	RECORD	PCT. RANK	GAMES	SCHEDULE	OF SCHEDULE	RPI	RPI	RPI	RPI	
DIV. I ONLY	20- 7	.74074	44	9- 1	50	61	33	.61923	34	7	7
DIV. I NON-CONF.	8- 4	.66667	90	1- 0	26	19	35	.62716	33	8	8
<hr/>											
TOTALS	RPI 1-25	RPI 26-50		W-L RECORDS		RPI 51-100		RPI 101-150		RPI 150+	
20- 7	0- 3	3- 2		OVERALL		6- 1		5- 1		6- 0	
14- 1	0- 1	3- 0		HOME		3- 0		4- 0		4- 0	
6- 4	0- 0	0- 2		AWAY		3- 1		1- 1		2- 0	
0- 2	0- 2	0- 0		NEUTRAL		0- 0		0- 0		0- 0	
<hr/>											
8- 4	0- 3	2- 1		NON-CONFERENCE		1- 0		3- 0		2- 0	
7- 1	0- 1	2- 0		HOME		0- 0		3- 0		2- 0	
1- 1	0- 0	0- 1		AWAY		1- 0		0- 0		0- 0	
0- 2	0- 2	0- 0		NEUTRAL		0- 0		0- 0		0- 0	
<hr/>											
12- 3	0- 0	1- 1		CONFERENCE		5- 1		2- 1		4- 0	
7- 0	0- 0	1- 0		HOME		3- 0		1- 0		2- 0	
5- 3	0- 0	0- 1		AWAY		2- 1		1- 1		2- 0	
0- 0	0- 0	0- 0		NEUTRAL		0- 0		0- 0		0- 0	
<hr/>											
RPI S	Opponent	Score	RPI S	Opponent	Score	RPI S	Opponent	Score	RPI S	Opponent	Score
8 H	UCLA	2 3	30 H	Oklahoma	3 1	76 A	UNLV	3 0	104 H	New Mexico St.	3 1
13 N	BYU	1 3	37 H	Pepperdine	3 0	76 H	UNLV	3 0	112 A	New Mexico	2 3
15 N	Tennessee	2 3	40 A	San Diego St.	1 3	82 A	Northern Colo.	3 1	134 H	Denver	3 0
			40 H	San Diego St.	3 0	90 A	Fresno St.	2 3	136 H	Virginia	3 0
			44 A	Wichita St.	1 3	90 H	Fresno St.	3 1	144 A	Boise St.	3 0
						94 A	Wyoming	3 0	144 H	Boise St.	3 0
						94 H	Wyoming	3 0	178 A	Air Force	3 0
									178 H	Air Force	3 0
									181 H	FIU	3 1
									223 H	Rhode Island	3 0
									238 A	Nevada	3 0
									238 H	Nevada	3 0
<hr/>											
			LAST 10 GAMES								
			144 A	Boise St.	3 0	94 A	Wyoming	3 0			
			178 A	Air Force	3 0	238 A	Nevada	3 0			
			82 A	Northern Colo.	3 1	40 A	San Diego St.	1 3			
			90 H	Fresno St.	3 1	178 H	Air Force	3 0			
			76 H	UNLV	3 0	144 H	Boise St.	3 0			

Non-Div. I Games:

Colorado St.

Average RPI Win:		121	WON-LOST RECORD		WINNING PCT. RANK	LAST 10 GAMES		STRENGTH OF SCHEDULE		OPP. STRENGTH OF SCHEDULE	TEAM RPI	ADJ RPI	CONF. RPI	ADJ CONF. RPI			
Average RPI Loss:		24															
DIV. I ONLY			23- 7		.76667	38	8- 2		85		29	34	.61512	35	1	1	
DIV. I NON-CONF.			12- 0		1	1	0- 0		162		139	36	.61859	39	1	1	
TOTALS		RPI 1-25		RPI 26-50		W-L RECORDS		RPI 51-100		RPI 101-150		RPI 150+					
23- 7		2- 3		3- 4		OVERALL		5- 0		6- 0		7- 0					
11- 4		2- 1		0- 3		HOME		3- 0		2- 0		4- 0					
8- 3		0- 2		3- 1		AWAY		2- 0		3- 0		0- 0					
4- 0		0- 0		0- 0		NEUTRAL		0- 0		1- 0		3- 0					
12- 0		0- 0		0- 0		NON-CONFERENCE		3- 0		2- 0		7- 0					
6- 0		0- 0		0- 0		HOME		2- 0		0- 0		4- 0					
2- 0		0- 0		0- 0		AWAY		1- 0		1- 0		0- 0					
4- 0		0- 0		0- 0		NEUTRAL		0- 0		1- 0		3- 0					
11- 7		2- 3		3- 4		CONFERENCE		2- 0		4- 0		0- 0					
5- 4		2- 1		0- 3		HOME		1- 0		2- 0		0- 0					
6- 3		0- 2		3- 1		AWAY		1- 0		2- 0		0- 0					
0- 0		0- 0		0- 0		NEUTRAL		0- 0		0- 0		0- 0					
RPI	S	Opponent		Score		RPI	S	Opponent		Score		RPI	S	Opponent		Score	
5	A	Nebraska		0 3		26	A	Purdue		2 3		55	A	Col. of Charleston		3 1	
5	H	Nebraska		3 2		26	H	Purdue		2 3		56	H	IPFW		3 2	
7	A	Minnesota		2 3		33	A	Michigan		3 0		67	A	Wisconsin		3 1	
7	H	Minnesota		3 1		38	A	Illinois		3 2		67	H	Wisconsin		3 0	
20	H	Ohio St.		1 3		38	H	Illinois		2 3		71	H	Georgia		3 0	
						47	A	Northwestern		3 0							
						47	H	Northwestern		1 3							
LAST 10 GAMES																	
						47	A	Northwestern		3 0		133	H	Iowa		3 0	
						38	A	Illinois		3 2		26	A	Purdue		2 3	
						67	H	Wisconsin		3 0		107	A	Indiana		3 1	
						7	H	Minnesota		3 1		20	H	Ohio St.		1 3	
						5	H	Nebraska		3 2		33	A	Michigan		3 0	

Non-Div. I Games:

Michigan St.

Average RPI Win:	141	WON-LOST RECORD	WINNING PCT. RANK	LAST 10 GAMES	STRENGTH OF SCHEDULE	OPP. STRENGTH OF SCHEDULE	TEAM RPI	ADJ RPI	CONF. RPI	ADJ CONF. RPI					
DIV. I ONLY		20- 8	.71429	54	8- 2	58	57	37	.61303	36	8	8			
DIV. I NON-CONF.		7- 5	.58333	133	0- 0	52	18	60	.5874	54	9	9			
<hr/>															
TOTALS	RPI 1-25	RPI 26-50		W-L RECORDS		RPI 51-100		RPI 101-150		RPI 150+					
20- 8	2- 4	0- 3		OVERALL		3- 0		6- 1		9- 0					
11- 2	1- 0	0- 2		HOME		2- 0		4- 0		4- 0					
7- 3	1- 2	0- 1		AWAY		1- 0		2- 0		3- 0					
2- 3	0- 2	0- 0		NEUTRAL		0- 0		0- 1		2- 0					
7- 5	1- 4	0- 1		NON-CONFERENCE		1- 0		0- 0		5- 0					
5- 1	1- 0	0- 1		HOME		1- 0		0- 0		3- 0					
0- 2	0- 2	0- 0		AWAY		0- 0		0- 0		0- 0					
2- 2	0- 2	0- 0		NEUTRAL		0- 0		0- 0		2- 0					
13- 3	1- 0	0- 2		CONFERENCE		2- 0		6- 1		4- 0					
6- 1	0- 0	0- 1		HOME		1- 0		4- 0		1- 0					
7- 1	1- 0	0- 1		AWAY		1- 0		2- 0		3- 0					
0- 1	0- 0	0- 0		NEUTRAL		0- 0		0- 1		0- 0					
RPI	S	Opponent	Score	RPI	S	Opponent	Score	RPI	S	Opponent	Score				
4	A	Louisville	3 2	32	A	Marquette	0 3	53	H	Xavier	3 2	113	H	St. John's (NY)	3 1
5	A	Nebraska	0 3	32	H	Marquette	2 3	75	A	Cincinnati	3 2	116	H	South Fla.	3 0
6	H	Kansas	3 1	48	H	Loyola Marymount	1 3	75	H	Cincinnati	3 2	116	N	South Fla.	1 3
8	N	UCLA	1 3									120	H	Connecticut	3 0
10	A	Southern California	0 3									121	A	Seton Hall	3 1
25	N	San Diego	2 3									122	H	Pittsburgh	3 1
												129	A	Rutgers	3 1
												164	H	UAB	3 1
												182	N	Saint Louis	3 0
												193	H	Syracuse	3 0
												202	A	DePaul	3 0
												205	A	Villanova	3 0
												211	A	Georgetown	3 0
												228	H	Buffalo	3 1
												230	N	Cal Poly	3 0
												265	H	Eastern Ky.	3 0
				LAST 10 GAMES											
				116	N	South Fla.	1 3	116	H	South Fla.	3 0				
				32	A	Marquette	0 3	122	H	Pittsburgh	3 1				
				75	H	Cincinnati	3 2	205	A	Villanova	3 0				
				129	A	Rutgers	3 1	211	A	Georgetown	3 0				
				121	A	Seton Hall	3 1	202	A	DePaul	3 0				

Non-Div. I Games:

Notre Dame

Average RPI Win:	111	WON-LOST	WINNING	LAST 10	STRENGTH OF	OPP. STRENGTH	TEAM	ADJ	CONF.	ADJ CONF.	
Average RPI Loss:	29	RECORD	PCT. RANK	GAMES	SCHEDULE	OF SCHEDULE	RPI	RPI	RPI	RPI	
DIV. I ONLY	19- 11	.63333	95	6- 4	35	30	38	.61289	37	5	4
DIV. I NON-CONF.	11- 3	.78571	50	0- 0	42	22	24	.65101	19	5	5
<hr/>											
TOTALS	RPI 1-25	RPI 26-50		W-L RECORDS	RPI 51-100		RPI 101-150		RPI 150+		
19- 11	2- 6	5- 4		OVERALL	2- 1		2- 0		8- 0		
9- 2	0- 2	4- 0		HOME	1- 0		0- 0		4- 0		
4- 9	0- 4	0- 4		AWAY	0- 1		1- 0		3- 0		
6- 0	2- 0	1- 0		NEUTRAL	1- 0		1- 0		1- 0		
11- 3	2- 2	2- 1		NON-CONFERENCE	1- 0		2- 0		4- 0		
3- 0	0- 0	1- 0		HOME	0- 0		0- 0		2- 0		
2- 3	0- 2	0- 1		AWAY	0- 0		1- 0		1- 0		
6- 0	2- 0	1- 0		NEUTRAL	1- 0		1- 0		1- 0		
8- 8	0- 4	3- 3		CONFERENCE	1- 1		0- 0		4- 0		
6- 2	0- 2	3- 0		HOME	1- 0		0- 0		2- 0		
2- 6	0- 2	0- 3		AWAY	0- 1		0- 0		2- 0		
0- 0	0- 0	0- 0		NEUTRAL	0- 0		0- 0		0- 0		
<hr/>											
RPI S	Opponent	Score		RPI S	Opponent	Score		RPI S	Opponent	Score	
8 A	UCLA	0	3	31 A	St. Mary's (CA)	2	3	59 A	San Francisco	1	3
9 N	Florida St.	3	0	31 H	St. Mary's (CA)	3	1	59 H	San Francisco	3	1
13 A	BYU	0	3	34 A	Colorado St.	0	3	62 N	Ohio	3	0
13 H	BYU	1	3	38 N	Illinois	3	0				
20 N	Ohio St.	3	0	41 H	Arizona	3	2				
22 A	Dayton	1	3	45 A	Santa Clara	1	3				
25 A	San Diego	2	3	45 H	Santa Clara	3	2				
25 H	San Diego	1	3	48 A	Loyola Marymount	1	3				
				48 H	Loyola Marymount	3	2				
<hr/>											
				LAST 10 GAMES							
				184 H Gonzaga				31 H St. Mary's (CA)			
				13 H BYU				48 H Loyola Marymount			
				59 A San Francisco				184 A Gonzaga			
				48 A Loyola Marymount				161 A Portland			
				25 A San Diego				45 H Santa Clara			
<hr/>											

Non-Div. I Games:

Pepperdine

Average RPI Win: 68		WON-LOST	WINNING	LAST 10	STRENGTH OF		OPP. STRENGTH	TEAM	ADJ	CONF.	ADJ CONF.
Average RPI Loss: 21		RECORD	PCT. RANK	GAMES	SCHEDULE		OF SCHEDULE	RPI	RPI	RPI	RPI
DIV. I ONLY		12- 16	.42857	205	3- 7		2	2	39	.61047	38
DIV. I NON-CONF.		6- 4	.6	121	0- 0		5	3	25	.64791	22
TOTALS		RPI 1-25	RPI 26-50		W-L RECORDS		RPI 51-100		RPI 101-150		RPI 150+
12- 16	2- 10	3- 5		OVERALL		4- 1		2- 0		1- 0	
5- 7	1- 5	2- 2		HOME		1- 0		1- 0		0- 0	
4- 7	1- 4	1- 2		AWAY		1- 1		1- 0		0- 0	
3- 2	0- 1	0- 1		NEUTRAL		2- 0		0- 0		1- 0	
6- 4	2- 3	0- 1		NON-CONFERENCE		3- 0		0- 0		1- 0	
1- 1	1- 1	0- 0		HOME		0- 0		0- 0		0- 0	
2- 1	1- 1	0- 0		AWAY		1- 0		0- 0		0- 0	
3- 2	0- 1	0- 1		NEUTRAL		2- 0		0- 0		1- 0	
6- 12	0- 7	3- 4		CONFERENCE		1- 1		2- 0		0- 0	
4- 6	0- 4	2- 2		HOME		1- 0		1- 0		0- 0	
2- 6	0- 3	1- 2		AWAY		0- 1		1- 0		0- 0	
0- 0	0- 0	0- 0		NEUTRAL		0- 0		0- 0		0- 0	
RPI S	Opponent	Score		RPI S	Opponent	Score		RPI S	Opponent	Score	
2 A	Penn St.	0	3	26 A	Purdue	2	3	62 N	Ohio	3	1
2 H	Penn St.	2	3	26 H	Purdue	2	3	67 A	Wisconsin	1	3
3 A	Texas	3	2	33 A	Michigan	0	3	67 H	Wisconsin	3	2
4 N	Louisville	2	3	33 H	Michigan	3	1	75 A	Cincinnati	3	1
5 H	Nebraska	0	3	35 A	Michigan St.	3	2	75 N	Cincinnati	3	1
7 A	Minnesota	0	3	35 H	Michigan St.	2	3				
7 H	Minnesota	0	3	37 N	Pepperdine	0	3				
20 A	Ohio St.	2	3	47 H	Northwestern	3	2				
20 H	Ohio St.	2	3								
22 A	Dayton	0	3								
23 H	Iowa St.	2	3								
23 H	Iowa St.	3	0								
				LAST 10 GAMES							
				33 H	Michigan	3	1	26 H	Purdue	2	3
				35 H	Michigan St.	2	3	7 A	Minnesota	0	3
				20 A	Ohio St.	2	3	67 A	Wisconsin	1	3
				2 A	Penn St.	0	3	5 H	Nebraska	0	3
				107 H	Indiana	3	1	47 H	Northwestern	3	2

Non-Div. I Games:

Illinois

Average RPI Win:		94	WON-LOST RECORD		WINNING PCT. RANK		LAST 10 GAMES		STRENGTH OF SCHEDULE		OPP. STRENGTH OF SCHEDULE		TEAM RPI		ADJ RPI		CONF. RPI		ADJ CONF. RPI				
DIV. I ONLY			14- 14		.5 165		5- 5		5		23		41		.60912 39		2		2				
DIV. I NON-CONF.			6- 4		.6 121		0- 0		29		68		47		.60073 43		2		2				
TOTALS		RPI 1-25		RPI 26-50		W-L RECORDS		RPI 51-100		RPI 101-150		RPI 150+											
14- 14		2- 8		3- 3		OVERALL		3- 3		4- 0		2- 0											
7- 5		0- 4		2- 1		HOME		2- 0		1- 0		2- 0											
6- 7		2- 4		1- 2		AWAY		1- 1		2- 0		0- 0											
1- 2		0- 0		0- 0		NEUTRAL		0- 2		1- 0		0- 0											
6- 4		1- 0		1- 1		NON-CONFERENCE		1- 3		1- 0		2- 0											
4- 0		0- 0		1- 0		HOME		1- 0		0- 0		0- 0											
1- 2		1- 0		0- 1		AWAY		0- 1		0- 0		0- 0											
1- 2		0- 0		0- 0		NEUTRAL		0- 2		1- 0		0- 0											
8- 10		1- 8		2- 2		CONFERENCE		2- 0		3- 0		0- 0											
3- 5		0- 4		1- 1		HOME		1- 0		1- 0		0- 0											
5- 5		1- 4		1- 1		AWAY		1- 0		2- 0		0- 0											
0- 0		0- 0		0- 0		NEUTRAL		0- 0		0- 0		0- 0											
RPI	S	Opponent		Score		RPI	S	Opponent		Score		RPI	S	Opponent		Score							
1	A	Stanford		0	3	31	H	St. Mary's (CA)		3	1	51	N	Baylor		0	3	102	A	Colorado	3	2	
8	A	UCLA		0	3	40	A	San Diego St.		2	3	58	A	Oregon St.		3	1	132	A	Washington St.	3	0	
8	H	UCLA		0	3	41	A	Arizona		3	1	58	H	Oregon St.		3	0	132	H	Washington St.	3	1	
10	A	Southern California		2	3	41	H	Arizona		3	0	59	A	San Francisco		0	3	142	N	Delaware	3	0	
10	H	Southern California		0	3	45	A	Arizona St.		0	3	59	N	San Francisco		2	3	195	H	Penn	3	0	
11	A	Oregon		3	2	45	H	Arizona St.		2	3	88	H	Northern Ariz.		3	1	266	H	UC Riverside	3	0	
11	H	Oregon		1	3																		
12	A	Washington		0	3																		
12	H	Washington		2	3																		
16	A	Hawaii		3	2																		
LAST 10 GAMES																							
10	A	Southern California		2	3	11	A	Oregon		3	2												
8	A	UCLA		0	3	45	H	Arizona St.		2	3												
132	H	Washington St.		3	1	41	H	Arizona		3	0												
12	H	Washington		2	3	12	A	Washington		0	3												
58	A	Oregon St.		3	1	132	A	Washington St.		3	0												

Non-Div. I Games:

California

Average RPI Win:		128	WON-LOST RECORD		WINNING PCT. RANK		LAST 10 GAMES		STRENGTH OF SCHEDULE		OPP. STRENGTH OF SCHEDULE		TEAM RPI		ADJ RPI		CONF. RPI		ADJ CONF. RPI				
DIV. I ONLY			22- 7	.75862	39	10- 0			69	74	36	.6077	40	7	7								
DIV. I NON-CONF.			10- 4	.71429	70	2- 0			85	50	50	.59383	48	8	8								
TOTALS		RPI 1-25		RPI 26-50		W-L RECORDS		RPI 51-100		RPI 101-150		RPI 150+											
22- 7		1- 2		2- 2		OVERALL		7- 1		5- 1		7- 1											
13- 0		1- 0		2- 0		HOME		4- 0		3- 0		3- 0											
7- 4		0- 1		0- 1		AWAY		3- 0		1- 1		3- 1											
2- 3		0- 1		0- 1		NEUTRAL		0- 1		1- 0		1- 0											
10- 4		1- 2		1- 1		NON-CONFERENCE		1- 1		2- 0		5- 0											
6- 0		1- 0		1- 0		HOME		1- 0		1- 0		2- 0											
2- 1		0- 1		0- 0		AWAY		0- 0		0- 0		2- 0											
2- 3		0- 1		0- 1		NEUTRAL		0- 1		1- 0		1- 0											
12- 3		0- 0		1- 1		CONFERENCE		6- 0		3- 1		2- 1											
7- 0		0- 0		1- 0		HOME		3- 0		2- 0		1- 0											
5- 3		0- 0		0- 1		AWAY		3- 0		1- 1		1- 1											
0- 0		0- 0		0- 0		NEUTRAL		0- 0		0- 0		0- 0											
RPI	S	Opponent		Score		RPI	S	Opponent		Score		RPI	S	Opponent		Score							
8	N	UCLA		0	3	34	A	Colorado St.		0	3	58	N	Oregon St.		1	3	112	A	New Mexico		3	0
16	A	Hawaii		1	3	34	H	Colorado St.		3	1	76	A	UNLV		3	1	112	H	New Mexico		3	2
25	H	San Diego		3	1	39	H	California		3	2	76	H	UNLV		3	2	126	N	Idaho		3	2
						45	N	Santa Clara		2	3	90	A	Fresno St.		3	1	142	H	Delaware		3	0
												90	H	Fresno St.		3	2	144	A	Boise St.		1	3
												93	H	Utah St.		3	1	144	H	Boise St.		3	0
												94	A	Wyoming		3	2	159	A	UC Irvine		3	0
												94	H	Wyoming		3	1	160	A	Cal St. Fullerton		3	1
																		178	A	Air Force		3	2
																		178	H	Air Force		3	0
																		238	A	Nevada		2	3
																		245	H	Montana		3	0
																		274	N	Brown		3	0
																		276	H	Sacred Heart		3	0
LAST 10 GAMES																							
112 A New Mexico 3 0																							
25 H San Diego 3 1																							
144 H Boise St. 3 0																							
178 H Air Force 3 0																							
90 A Fresno St. 3 1																							
76 A UNLV 3 1																							
94 H Wyoming 3 1																							
34 H Colorado St. 3 1																							
112 H New Mexico 3 2																							
159 A UC Irvine 3 0																							














Non-Div. I Games:

San Diego St.

Average RPI Win: 117		WON-LOST RECORD		WINNING PCT. RANK		LAST 10 GAMES		STRENGTH OF SCHEDULE		OPP. STRENGTH OF SCHEDULE		TEAM RPI		ADJ RPI		CONF. RPI		ADJ CONF. RPI	
DIV. I ONLY		16- 13		.55172 131		5- 5		19		21		42		.59548 41		2		2	
DIV. I NON-CONF.		8- 3		.72727 65		0- 0		102		99		64		.57982 63		2		2	
TOTALS		RPI 1-25		RPI 26-50		W-L RECORDS		RPI 51-100		RPI 101-150		RPI 150+							
16- 13		1- 8		1- 3		OVERALL		5- 2		4- 0		5- 0							
12- 7		1- 4		1- 1		HOME		3- 2		3- 0		4- 0							
3- 6		0- 4		0- 2		AWAY		2- 0		1- 0		0- 0							
1- 0		0- 0		0- 0		NEUTRAL		0- 0		0- 0		1- 0							
8- 3		0- 0		0- 1		NON-CONFERENCE		1- 2		2- 0		5- 0							
7- 2		0- 0		0- 0		HOME		1- 2		2- 0		4- 0							
0- 1		0- 0		0- 1		AWAY		0- 0		0- 0		0- 0							
1- 0		0- 0		0- 0		NEUTRAL		0- 0		0- 0		1- 0							
8- 10		1- 8		1- 2		CONFERENCE		4- 0		2- 0		0- 0							
5- 5		1- 4		1- 1		HOME		2- 0		1- 0		0- 0							
3- 5		0- 4		0- 1		AWAY		2- 0		1- 0		0- 0							
0- 0		0- 0		0- 0		NEUTRAL		0- 0		0- 0		0- 0							
RPI	S	Opponent		Score		RPI	S	Opponent		Score		RPI	S	Opponent		Score			
1	A	Stanford		0 3		37	A	Pepperdine		2 3		58	A	Oregon St.		3 2			
1	H	Stanford		1 3		39	A	California		0 3		58	H	Oregon St.		3 1			
8	A	UCLA		0 3		39	H	California		1 3		65	H	TCU		1 3			
8	H	UCLA		3 0		45	H	Arizona St.		3 1		78	H	Cal St. Northridge		2 3			
10	A	Southern California		0 3								80	A	Utah		3 2			
10	H	Southern California		1 3								80	H	Utah		3 1			
11	A	Oregon		0 3								97	H	Lipscomb		3 0			
11	H	Oregon		0 3															
12	H	Washington		1 3															

Non-Div. I Games:

Arizona

Average RPI Win: 130		WON-LOST	WINNING	LAST 10	STRENGTH OF		OPP. STRENGTH	TEAM	ADJ	CONF.	ADJ CONF.
Average RPI Loss: 52		RECORD	PCT. RANK	GAMES	SCHEDULE		OF SCHEDULE	RPI	RPI	RPI	RPI
DIV. I ONLY		22- 8	.73333	46	5- 5		81	56	40	.59432	42
DIV. I NON-CONF.		10- 1	.90909	17	0- 0		178	137	48	.59054	51
TOTALS		RPI 1-25	RPI 26-50		W-L RECORDS		RPI 51-100		RPI 101-150		RPI 150+
22- 8		1- 4	0- 0		OVERALL		9- 3		5- 0		7- 1
16- 3		1- 2	0- 0		HOME		6- 1		4- 0		5- 0
4- 5		0- 2	0- 0		AWAY		3- 2		1- 0		0- 1
2- 0		0- 0	0- 0		NEUTRAL		0- 0		0- 0		2- 0
10- 1		0- 0	0- 0		NON-CONFERENCE		2- 1		2- 0		6- 0
7- 1		0- 0	0- 0		HOME		1- 1		2- 0		4- 0
1- 0		0- 0	0- 0		AWAY		1- 0		0- 0		0- 0
2- 0		0- 0	0- 0		NEUTRAL		0- 0		0- 0		2- 0
12- 7		1- 4	0- 0		CONFERENCE		7- 2		3- 0		1- 1
9- 2		1- 2	0- 0		HOME		5- 0		2- 0		1- 0
3- 5		0- 2	0- 0		AWAY		2- 2		1- 0		0- 1
0- 0		0- 0	0- 0		NEUTRAL		0- 0		0- 0		0- 0
RPI S	Opponent	Score	RPI S	Opponent	Score	RPI S	Opponent	Score	RPI S	Opponent	Score
9 A	Florida St.	0 				55 A	Col. of Charleston	3 1	116 H	South Fla.	3 1
9 H	Florida St.	0 				57 A	Clemson	3 0	128 H	Central Mich.	3 1
19 H	North Carolina	3 1				57 H	Clemson	3 1	136 A	Virginia	3 1
21 A	Miami (FL)	1 				62 H	Ohio	3 0	136 H	Virginia	3 0
21 H	Miami (FL)	1 				63 A	Georgia Tech	1 	143 H	Boston College	3 0
						63 H	Georgia Tech	3 2	156 A	Wake Forest	2 
						64 A	Virginia Tech	3 1	156 H	Wake Forest	3 0
						64 H	Virginia Tech	3 2	187 N	Sacramento St.	3 0
						66 H	VCU	2 	213 N	Jacksonville	3 0
						68 A	Duke	2 	234 H	UNC Wilmington	3 2
						68 H	Duke	3 1	235 H	Kent St.	3 0
						84 H	Maryland	3 0	267 H	Western Caro.	3 0
									312 H	Campbell	3 0
LAST 10 GAMES											
	64 H	Virginia Tech	3	2		9 H	Florida St.	0 			
	136 H	Virginia	3	0		68 A	Duke	2 			
	63 A	Georgia Tech	1			156 A	Wake Forest	2 			
	57 A	Clemson	3	0		84 H	Maryland	3 0			
	21 H	Miami (FL)	1			143 H	Boston College	3 0			

Non-Div. I Games:

North Carolina St.

UNI				Through Games Of Sunday, Nov. 18, 2012										
Average RPI Win:	153	WON-LOST	WINNING	LAST 10	STRENGTH OF	OPP. STRENGTH	TEAM	ADJ	CONF.	ADJ CONF.				
Average RPI Loss:	45 <th>RECORD</th> <th>PCT. RANK</th> <th>GAMES</th> <th>SCHEDULE</th> <th>OF SCHEDULE</th> <th>RPI</th> <th>RPI</th> <th>RPI</th> <th>RPI</th>	RECORD	PCT. RANK	GAMES	SCHEDULE	OF SCHEDULE	RPI	RPI	RPI	RPI				
DIV. I ONLY		24- 8	.75	42	8- 2	103	73	43	.59236	43	10	10		
DIV. I NON-CONF.		9- 5	.64286	99	0- 0	77	21	59	.58228	59	10	10		
<hr/>														
TOTALS		RPI 1-25		RPI 26-50		W-L RECORDS		RPI 51-100		RPI 101-150		RPI 150+		
24- 8		0- 2		3- 4		OVERALL		6- 1		3- 1		12- 0		
10- 1		0- 0		1- 1		HOME		3- 0		1- 0		5- 0		
8- 5		0- 2		2- 2		AWAY		2- 1		0- 0		4- 0		
6- 2		0- 0		0- 1		NEUTRAL		1- 0		2- 1		3- 0		
<hr/>														
9- 5		0- 2		1- 2		NON-CONFERENCE		1- 0		3- 1		4- 0		
2- 0		0- 0		0- 0		HOME		0- 0		1- 0		1- 0		
1- 3		0- 2		1- 1		AWAY		0- 0		0- 0		0- 0		
6- 2		0- 0		0- 1		NEUTRAL		1- 0		2- 1		3- 0		
<hr/>														
15- 3		0- 0		2- 2		CONFERENCE		5- 1		0- 0		8- 0		
8- 1		0- 0		1- 1		HOME		3- 0		0- 0		4- 0		
7- 2		0- 0		1- 1		AWAY		2- 1		0- 0		4- 0		
0- 0		0- 0		0- 0		NEUTRAL		0- 0		0- 0		0- 0		
<hr/>														
RPI	S	Opponent	Score		RPI	S	Opponent	Score		RPI	S	Opponent	Score	
10	A	Southern California	0	3	26	A	Purdue	0	3	61	N	Long Beach St.	3	1
23	A	Iowa St.	1	3	29	A	Creighton	1	3	86	A	Southern Ill.	3	1
					29	H	Creighton	2	3	86	H	Southern Ill.	3	0
					32	A	Marquette	3	2	91	A	Missouri St.	1	3
					33	N	Michigan	1	3	91	H	Missouri St.	3	0
					44	A	Wichita St.	3	0	92	A	Illinois St.	3	0
					44	H	Wichita St.	3	1	92	H	Illinois St.	3	1
							</							

Non-Div. I Games:

UNI

Average RPI Win:		161	WON-LOST RECORD		WINNING PCT. RANK		LAST 10 GAMES		STRENGTH OF SCHEDULE		OPP. STRENGTH OF SCHEDULE		TEAM RPI		ADJ RPI		CONF. RPI		ADJ CONF. RPI					
DIV. I ONLY			20- 8		.71429		54		7- 3		80		89		44		.59204		44		10		10	
DIV. I NON-CONF.			7- 3		.7		76		0- 0		23		29		31		.63354		30		10		10	
TOTALS			RPI 1-25		RPI 26-50				W-L RECORDS				RPI 51-100				RPI 101-150				RPI 150+			
20- 8			0- 2		2- 4				OVERALL				6- 1				1- 1				11- 0			
8- 4			0- 2		1- 2				HOME				3- 0				0- 0				4- 0			
9- 3			0- 0		1- 2				AWAY				2- 1				1- 0				5- 0			
3- 1			0- 0		0- 0				NEUTRAL				1- 0				0- 1				2- 0			
7- 3			0- 2		2- 0				NON-CONFERENCE				1- 0				1- 1				3- 0			
1- 2			0- 2		1- 0				HOME				0- 0				0- 0				0- 0			
3- 0			0- 0		1- 0				AWAY				0- 0				1- 0				1- 0			
3- 1			0- 0		0- 0				NEUTRAL				1- 0				0- 1				2- 0			
13- 5			0- 0		0- 4				CONFERENCE				5- 1				0- 0				8- 0			
7- 2			0- 0		0- 2				HOME				3- 0				0- 0				4- 0			
6- 3			0- 0		0- 2				AWAY				2- 1				0- 0				4- 0			
0- 0			0- 0		0- 0				NEUTRAL				0- 0				0- 0				0- 0			
RPI	S	Opponent		Score		RPI	S	Opponent		Score		RPI	S	Opponent		Score		RPI	S	Opponent		Score		
13	H	BYU		2	3	29	A	Creighton		1	3	60	N	Auburn		3	1	104	N	New Mexico St.		1	3	
15	H	Tennessee		2	3	29	H	Creighton		2	3	86	A	Southern Ill.		3	1	108	A	Northern Ill.		3	2	
						30	A	Oklahoma		3	1	86	H	Southern Ill.		3	0	154	N	Texas St.		3	0	
						34	H	Colorado St.		3	1	91	A	Missouri St.		3	1	171	N	North Dakota St.		3	0	
						43	A	UNI		1	3	91	H	Missouri St.		3	1	220	A	SMU		3	2	
						43	H	UNI		0	3	92	A	Illinois St.		1	3	224	A	Evansville		3	1	
												92	H	Illinois St.		3	1	224	H	Evansville		3	0	
																		231	A	Bradley		3	1	
																		231	H	Bradley		3	0	
																		255	A	Drake		3	0	
																		255	H	Drake		3	0	
																		284	A	Indiana St.		3	2	
																		284	H	Indiana St.		3	0	
LAST 10 GAMES																								
						255	H	Drake		3	0	231	H	Bradley		3	0							
						29	H	Creighton		2	3	43	H	UNI		0	3							
						91	H	Missouri St.		3	1	224	A	Evansville		3	1							
						92	A	Illinois St.		1	3	86	A	Southern Ill.		3	1							
						284	A	Indiana St.		3	2	91	A	Missouri St.		3	1							

Non-Div. I Games:

Wichita St.

Average RPI Win:	120	WON-LOST RECORD	WINNING PCT. RANK	LAST 10 GAMES	STRENGTH OF SCHEDULE	OPP. STRENGTH OF SCHEDULE	TEAM RPI	ADJ RPI	CONF. RPI	ADJ CONF. RPI		
DIV. I ONLY		18- 13	.58065	121	5- 5	37	28	45	.58884	45	2	2
DIV. I NON-CONF.		11- 2	.84615	30	0- 0	107	89	42	.60634	42	2	2

TOTALS	RPI 1-25	RPI 26-50		W-L RECORDS		RPI 51-100		RPI 101-150		RPI 150+		
18- 13	1- 8	3- 1		OVERALL		5- 3		2- 1		7- 0		
9- 4	1- 3	1- 0		HOME		1- 1		2- 0		4- 0		
5- 8	0- 5	2- 1		AWAY		1- 1		0- 1		2- 0		
4- 1	0- 0	0- 0		NEUTRAL		3- 1		0- 0		1- 0		
11- 2	0- 1	1- 0		NON-CONFERENCE		3- 1		0- 0		7- 0		
4- 0	0- 0	0- 0		HOME		0- 0		0- 0		4- 0		
3- 1	0- 1	1- 0		AWAY		0- 0		0- 0		2- 0		
4- 1	0- 0	0- 0		NEUTRAL		3- 1		0- 0		1- 0		
7- 11	1- 7	2- 1		CONFERENCE		2- 2		2- 1		0- 0		
5- 4	1- 3	1- 0		HOME		1- 1		2- 0		0- 0		
2- 7	0- 4	1- 1		AWAY		1- 1		0- 1		0- 0		
0- 0	0- 0	0- 0		NEUTRAL		0- 0		0- 0		0- 0		
RPI	S	Opponent	Score	RPI	S	Opponent	Score	RPI	S	Opponent	Score	
1	A	Stanford	1 3	39	A	California	3 2	55	N	Col. of Charleston	3 0	
1	H	Stanford	1 3	39	H	California	3 0	58	A	Oregon St.	3 0	
6	A	Kansas	1 3	41	A	Arizona	1 3	58	H	Oregon St.	3 0	
8	A	UCLA	0 3	48	A	Loyola Marymount	3 1	80	A	Utah	0 3	
8	H	UCLA	1 3					80	H	Utah	1 3	
10	A	Southern California	1 3					90	N	Fresno St.	3 0	
10	H	Southern California	3 0					94	N	Wyoming	2 3	
11	A	Oregon	2 3					96	N	Idaho St.	3 2	
11	H	Oregon	0 3									

Non-Div. I Games:

Arizona St.

Average RPI Win:		139	WON-LOST RECORD		WINNING PCT. RANK		LAST 10 GAMES		STRENGTH OF SCHEDULE		OPP. STRENGTH OF SCHEDULE		TEAM RPI		ADJ RPI		CONF. RPI		ADJ CONF. RPI	
DIV. I ONLY			20- 11		.64516 87		6- 4		68		50		47		.58884 45		5		4	
DIV. I NON-CONF.			11- 4		.73333 62		1- 0		97		74		56		.58383 57		5		5	
TOTALS		RPI 1-25		RPI 26-50		W-L RECORDS		RPI 51-100		RPI 101-150		RPI 150+								
20- 11		2- 4		2- 5		OVERALL		3- 2		1- 0		12- 0								
6- 3		1- 1		1- 2		HOME		1- 0		0- 0		3- 0								
8- 5		1- 2		0- 3		AWAY		1- 0		1- 0		5- 0								
6- 3		0- 1		1- 0		NEUTRAL		1- 2		0- 0		4- 0								
11- 4		0- 2		1- 0		NON-CONFERENCE		1- 2		1- 0		8- 0								
1- 0		0- 0		0- 0		HOME		0- 0		0- 0		1- 0								
4- 1		0- 1		0- 0		AWAY		0- 0		1- 0		3- 0								
6- 3		0- 1		1- 0		NEUTRAL		1- 2		0- 0		4- 0								
9- 7		2- 2		1- 5		CONFERENCE		2- 0		0- 0		4- 0								
5- 3		1- 1		1- 2		HOME		1- 0		0- 0		2- 0								
4- 4		1- 1		0- 3		AWAY		1- 0		0- 0		2- 0								
0- 0		0- 0		0- 0		NEUTRAL		0- 0		0- 0		0- 0								
RPI S	Opponent		Score		RPI S	Opponent		Score		RPI S	Opponent		Score		RPI S	Opponent		Score		
1 A	Stanford		0	3	31 A	St. Mary's (CA)		0	3	58 N	Oregon St.		1	3	123 A	UC Davis		3	2	
13 A	BYU		0	3	31 H	St. Mary's (CA)		0	3	59 A	San Francisco		3	2	160 A	Cal St. Fullerton		3	2	
13 H	BYU		3	2	37 A	Pepperdine		2	3	59 H	San Francisco		3	2	161 A	Portland		3	1	
19 N	North Carolina		2	3	37 H	Pepperdine		3	1	80 N	Utah		3	2	161 H	Portland		3	1	
25 A	San Diego		3	2	40 N	San Diego St.		3	2	81 N	Pacific		2	3	170 N	Loyola Chicago		3	0	
25 H	San Diego		1	3	48 A	Loyola Marymount		0	3						174 N	Montana St.		3	2	
					48 H	Loyola Marymount		0	3						182 A	Saint Louis		3	0	
															184 A	Gonzaga		3	0	
															184 H	Gonzaga		3	1	
															187 H	Sacramento St.		3	0	
															229 N	Western Ill.		3	0	
															274 N	Brown		3	0	
															285 A	SIU Edwardsville		3	1	
LAST 10 GAMES																				
31 A	St. Mary's (CA)		0	3	59 A	San Francisco		3	2											
48 H	Loyola Marymount		0	3	25 A	San Diego		3	2											
13 A	BYU		0	3	31 H	St. Mary's (CA)		0	3											
59 H	San Francisco		3	2	13 H	BYU		3	2											
161 H	Portland		3	1	187 H	Sacramento St.		3	0											

Non-Div. I Games:

Santa Clara

Average RPI Win:		115	WON-LOST RECORD		WINNING PCT. RANK		LAST 10 GAMES		STRENGTH OF SCHEDULE		OPP. STRENGTH OF SCHEDULE		TEAM RPI		ADJ RPI		CONF. RPI		ADJ CONF. RPI	
DIV. I ONLY			16- 13		.55172 131		3- 7		32		25		48		.58705 47		1		1	
DIV. I NON-CONF.			11- 0		1 1		0- 0		104		83		18		.6506 20		1		1	
TOTALS		RPI 1-25		RPI 26-50		W-L RECORDS		RPI 51-100		RPI 101-150		RPI 150+								
16- 13		0- 6		3- 5		OVERALL		5- 1		4- 1		4- 0								
5- 7		0- 3		1- 2		HOME		1- 1		2- 1		1- 0								
6- 6		0- 3		2- 3		AWAY		2- 0		2- 0		0- 0								
5- 0		0- 0		0- 0		NEUTRAL		2- 0		0- 0		3- 0								
11- 0		0- 0		1- 0		NON-CONFERENCE		4- 0		2- 0		4- 0								
3- 0		0- 0		0- 0		HOME		1- 0		1- 0		1- 0								
3- 0		0- 0		1- 0		AWAY		1- 0		1- 0		0- 0								
5- 0		0- 0		0- 0		NEUTRAL		2- 0		0- 0		3- 0								
5- 13		0- 6		2- 5		CONFERENCE		1- 1		2- 1		0- 0								
2- 7		0- 3		1- 2		HOME		0- 1		1- 1		0- 0								
3- 6		0- 3		1- 3		AWAY		1- 0		1- 0		0- 0								
0- 0		0- 0		0- 0		NEUTRAL		0- 0		0- 0		0- 0								
RPI	S	Opponent		Score		RPI	S	Opponent		Score		RPI	S	Opponent		Score				
2	A	Penn St.		0 3		26	A	Purdue		1 3		52	N	Bowling Green		3 1				
2	H	Penn St.		0 3		26	H	Purdue		0 3		67	A	Wisconsin		3 2				
7	A	Minnesota		0 3		32	A	Marquette		3 1		67	H	Wisconsin		1 3				
7	H	Minnesota		1 3		33	A	Michigan		0 3		69	H	Western Mich.		3 1				
20	A	Ohio St.		1 3		33	H	Michigan		3 1		70	A	Yale		3 1				
20	H	Ohio St.		0 3		35	A	Michigan St.		3 1		75	N	Cincinnati		3 1				
						35	H	Michigan St.		0 3										
						38	A	Illinois		2 3										
LAST 10 GAMES																				
						35	H	Michigan St.		0 3		107	H	Indiana		0 3				
						33	H	Michigan		3 1		67	A	Wisconsin		3 2				
						2	A	Penn St.		0 3		7	A	Minnesota		0 3				
						20	A	Ohio St.		1 3		133	H	Iowa		3 0				
						26	H	Purdue		0 3		38	A	Illinois		2 3				

Non-Div. I Games:

Northwestern

Average RPI Win:		132	WON-LOST RECORD		WINNING PCT. RANK		LAST 10 GAMES		STRENGTH OF SCHEDULE		OPP. STRENGTH OF SCHEDULE		TEAM RPI		ADJ RPI		CONF. RPI		ADJ CONF. RPI	
DIV. I ONLY			18- 12		.6 111		7- 3		61		38		53		.58485 48		5		4	
DIV. I NON-CONF.			10- 4		.71429 70		1- 0		87		56		51		.59131 50		5		5	
TOTALS		RPI 1-25		RPI 26-50		W-L RECORDS		RPI 51-100		RPI 101-150		RPI 150+								
18- 12		0- 5		5- 3		OVERALL		2- 3		1- 1		10- 0								
9- 6		0- 2		2- 2		HOME		0- 1		1- 1		6- 0								
7- 4		0- 2		3- 1		AWAY		1- 1		0- 0		3- 0								
2- 2		0- 1		0- 0		NEUTRAL		1- 1		0- 0		1- 0								
10- 4		0- 1		1- 1		NON-CONFERENCE		2- 1		1- 1		6- 0								
5- 2		0- 0		0- 1		HOME		0- 0		1- 1		4- 0								
3- 0		0- 0		1- 0		AWAY		1- 0		0- 0		1- 0								
2- 2		0- 1		0- 0		NEUTRAL		1- 1		0- 0		1- 0								
8- 8		0- 4		4- 2		CONFERENCE		0- 2		0- 0		4- 0								
4- 4		0- 2		2- 1		HOME		0- 1		0- 0		2- 0								
4- 4		0- 2		2- 1		AWAY		0- 1		0- 0		2- 0								
0- 0		0- 0		0- 0		NEUTRAL		0- 0		0- 0		0- 0								
RPI	S	Opponent		Score		RPI	S	Opponent		Score		RPI	S	Opponent		Score				
6	N	Kansas		1	3	31	A	St. Mary's (CA)		3	0	53	N	Xavier		3	1			
13	A	BYU		0	3	31	H	St. Mary's (CA)		1	3	59	A	San Francisco		2	3			
13	H	BYU		2	3	36	A	Notre Dame		3	1	59	H	San Francisco		2	3			
25	A	San Diego		0	3	37	A	Pepperdine		2	3	64	N	Virginia Tech		2	3			
25	H	San Diego		1	3	37	H	Pepperdine		3	1	78	A	Cal St. Northridge		3	2			
						45	A	Santa Clara		3	0									
						45	H	Arizona St.		1	3									
						45	H	Santa Clara		3	0									
LAST 10 GAMES																				
						59	A	San Francisco		2	3	161	H	Portland		3	0			
						45	A	Santa Clara		3	0	184	H	Gonzaga		3	0			
						78	A	Cal St. Northridge		3	2	37	A	Pepperdine		2	3			
						37	H	Pepperdine		3	1	161	A	Portland		3	0			
						13	A	BYU		0	3	184	A	Gonzaga		3	0			

Non-Div. I Games:

Loyola Marymount

Average RPI Win:	201	WON-LOST	WINNING	LAST 10	STRENGTH OF	OPP. STRENGTH	TEAM	ADJ	CONF.	ADJ CONF.	
Average RPI Loss:	100	RECORD	PCT. RANK	GAMES	SCHEDULE	OF SCHEDULE	RPI	RPI	RPI	RPI	
DIV. I ONLY	30- 4	.88235	10	8- 2	202	196	46	.58107	49	14	13
DIV. I NON-CONF.	12- 1	.92308	12	0- 0	278	272	92	.55108	92	17	18
<hr/>											
TOTALS	RPI 1-25	RPI 26-50		W-L RECORDS		RPI 51-100		RPI 101-150		RPI 150+	
30- 4	0- 0	0- 0		OVERALL		4- 3		6- 1		20- 0	
16- 1	0- 0	0- 0		HOME		3- 1		4- 0		9- 0	
9- 3	0- 0	0- 0		AWAY		1- 2		2- 1		6- 0	
5- 0	0- 0	0- 0		NEUTRAL		0- 0		0- 0		5- 0	
<hr/>											
12- 1	0- 0	0- 0		NON-CONFERENCE		1- 1		0- 0		11- 0	
5- 0	0- 0	0- 0		HOME		1- 0		0- 0		4- 0	
2- 1	0- 0	0- 0		AWAY		0- 1		0- 0		2- 0	
5- 0	0- 0	0- 0		NEUTRAL		0- 0		0- 0		5- 0	
<hr/>											
18- 3	0- 0	0- 0		CONFERENCE		3- 2		6- 1		9- 0	
11- 1	0- 0	0- 0		HOME		2- 1		4- 0		5- 0	
7- 2	0- 0	0- 0		AWAY		1- 1		2- 1		4- 0	
0- 0	0- 0	0- 0		NEUTRAL		0- 0		0- 0		0- 0	
<hr/>											
RPI S	Opponent	Score	RPI S	Opponent	Score	RPI S	Opponent	Score	RPI S	Opponent	Score
						89 H	Texas Tech	3 1	109 A	A&M-Corpus Christi	2 3
						91 A	Missouri St.	1 3	109 H	A&M-Corpus Christi	3 1
						99 A	Oral Roberts	2 3	114 A	Northwestern St.	3 2
						99 H	Oral Roberts	3 1	114 H	Northwestern St.	3 0
						99 H	Oral Roberts	3 2	130 A	Stephen F. Austin	3 2
						100 A	Sam Houston St.	3 0	130 H	Stephen F. Austin	3 0
						100 H	Sam Houston St.	1 3	130 H	Stephen F. Austin	3 2
									163 H	South Dakota	3 1
									190 A	Nicholls St.	3 0
									190 H	Nicholls St.	3 0
									198 N	Wofford	3 0
									208 N	South Ala.	3 1
									219 H	Jacksonville St.	3 0
									241 A	Lamar	3 0
									241 H	Lamar	3 0
									244 A	Southeastern La.	3 1
									244 H	Southeastern La.	3 2
									244 H	Southeastern La.	3 1
									249 N	Hampton	3 0
									252 H	Jackson St.	3 0
									271 A	McNeese St.	3 0
									271 H	McNeese St.	3 1
									281 N	Fla. Atlantic	3 0
									282 A	Southern Miss.	3 0
									308 N	Louisiana Tech	3 0
									309 A	Stetson	3 0
									315 H	Ark.-Pine Bluff	3 0
			LAST 10 GAMES								
						99 H	Oral Roberts	3 1	271 A	McNeese St.	3 0
						130 H	Stephen F. Austin	3 2	241 A	Lamar	3 0
						244 H	Southeastern La.	3 1	100 H	Sam Houston St.	1 3
						130 H	Stephen F. Austin	3 0	109 H	A&M-Corpus Christi	3 1
						114 H	Northwestern St.	3 0	99 A	Oral Roberts	2 3

Non-Div. I Games:

Central Ark.

Average RPI Win: 137		WON-LOST RECORD		WINNING PCT. RANK		LAST 10 GAMES		STRENGTH OF SCHEDULE		OPP. STRENGTH OF SCHEDULE		TEAM RPI		ADJ RPI		CONF. RPI		ADJ CONF. RPI	
DIV. I ONLY		19- 10		.65517 80		5- 5		88		48		55		.5784 50		4		5	
DIV. I NON-CONF.		9- 2		.81818 38		1- 0		152		132		66		.57908 65		4		4	
TOTALS		RPI 1-25		RPI 26-50		W-L RECORDS		RPI 51-100		RPI 101-150		RPI 150+							
19- 10		1- 5		0- 2		OVERALL		7- 2		4- 1		7- 0							
10- 3		1- 2		0- 1		HOME		4- 0		2- 0		3- 0							
5- 7		0- 3		0- 1		AWAY		3- 2		1- 1		1- 0							
4- 0		0- 0		0- 0		NEUTRAL		0- 0		1- 0		3- 0							
9- 2		0- 0		0- 1		NON-CONFERENCE		2- 1		2- 0		5- 0							
4- 1		0- 0		0- 1		HOME		1- 0		1- 0		2- 0							
1- 1		0- 0		0- 0		AWAY		1- 1		0- 0		0- 0							
4- 0		0- 0		0- 0		NEUTRAL		0- 0		1- 0		3- 0							
10- 8		1- 5		0- 1		CONFERENCE		5- 1		2- 1		2- 0							
6- 2		1- 2		0- 0		HOME		3- 0		1- 0		1- 0							
4- 6		0- 3		0- 1		AWAY		2- 1		1- 1		1- 0							
0- 0		0- 0		0- 0		NEUTRAL		0- 0		0- 0		0- 0							
RPI	S	Opponent		Score		RPI	S	Opponent		Score		RPI	S	Opponent		Score			
14	A	Florida		0 3		27	A	Arkansas		0 3		60	A	Auburn		3 2			
14	H	Florida		0 3		33	H	Michigan		0 3		64	H	Virginia Tech		3 1			
15	A	Tennessee		2 3								71	A	Georgia		0 3			
15	H	Tennessee		3 2								71	H	Georgia		3 0			
18	A	Texas A&M		1 3								74	A	Morehead St.		2 3			
18	H	Texas A&M		1 3								79	A	LSU		3 1			
												79	H	LSU		3 0			
												95	H	South Carolina		3 0			
												97	A	Lipscomb		3 0			
								</											

Non-Div. I Games:

Missouri

Average RPI Win:	157	WON-LOST RECORD	WINNING PCT. RANK	LAST 10 GAMES	STRENGTH OF SCHEDULE	OPP. STRENGTH OF SCHEDULE	TEAM RPI	ADJ RPI	CONF. RPI	ADJ CONF. RPI	
DIV. I ONLY		21- 10	.67742 64	8- 2	84	94	56	.57804 52	11	11	
DIV. I NON-CONF.		5- 7	.41667 210	0- 0	30	34	95	.55429 89	11	11	
<hr/>											
TOTALS	RPI 1-25	RPI 26-50		W-L RECORDS	RPI 51-100		RPI 101-150		RPI 150+		
21- 10	0- 1	0- 3		OVERALL	6- 4		4- 2		11- 0		
8- 1	0- 0	0- 0		HOME	2- 0		1- 1		5- 0		
7- 5	0- 1	0- 2		AWAY	1- 1		2- 1		4- 0		
6- 4	0- 0	0- 1		NEUTRAL	3- 3		1- 0		2- 0		
<hr/>											
5- 7	0- 1	0- 3		NON-CONFERENCE	1- 3		2- 0		2- 0		
1- 0	0- 0	0- 0		HOME	0- 0		1- 0		0- 0		
1- 3	0- 1	0- 2		AWAY	0- 0		1- 0		0- 0		
3- 4	0- 0	0- 1		NEUTRAL	1- 3		0- 0		2- 0		
<hr/>											
16- 3	0- 0	0- 0		CONFERENCE	5- 1		2- 2		9- 0		
7- 1	0- 0	0- 0		HOME	2- 0		0- 1		5- 0		
6- 2	0- 0	0- 0		AWAY	1- 1		1- 1		4- 0		
3- 0	0- 0	0- 0		NEUTRAL	2- 0		1- 0		0- 0		
<hr/>											
RPI S	Opponent	Score	RPI S	Opponent	Score	RPI S	Opponent	Score	RPI S	Opponent	Score
13 A	BYU	0 3	26 A	Purdue	0 3	62 A	Ohio	0 3	107 A	Indiana	3 1
			32 A	Marquette	0 3	62 H	Ohio	3 0	108 A	Northern Ill.	1 3
			47 N	Northwestern	1 3	63 N	Georgia Tech	1 3	108 N	Northern Ill.	3 2
						69 H	Western Mich.	3 2	128 A	Central Mich.	3 2
						69 N	Western Mich.	3 2	131 H	Ball St.	1 3
						72 N	Cleveland St.	0 3	138 H	Oakland	3 2
						77 N	Portland St.	3 1	164 N	UAB	3 1
						80 N	Utah	2 3	169 A	Akron	3 0
						98 A	Eastern Mich.	3 2	169 H	Akron	3 1
						98 N	Eastern Mich.	3 0	219 N	Jacksonville St.	3 1
									222 H	Toledo	3 1
									228 A	Buffalo	3 1
									228 H	Buffalo	3 2
									235 A	Kent St.	3 2
									235 H	Kent St.	3 0
									240 A	Miami (OH)	3 0
									240 H	Miami (OH)	3 0
<hr/>											
			LAST 10 GAMES								
			108 N	Northern Ill.	3 2	169 H	Akron	3 1			
			69 N	Western Mich.	3 2	228 H	Buffalo	3 2			
			98 N	Eastern Mich.	3 0	62 A	Ohio	0 3			
			108 A	Northern Ill.	1 3	235 A	Kent St.	3 2			
			240 A	Miami (OH)	3 0	222 H	Toledo	3 1			

Non-Div. I Games:

Bowling Green

Average RPI Win:		208	WON-LOST RECORD		WINNING PCT. RANK		LAST 10 GAMES		STRENGTH OF SCHEDULE		OPP. STRENGTH OF SCHEDULE		TEAM RPI		ADJ RPI		CONF. RPI		ADJ CONF. RPI	
DIV. I ONLY			25- 7		.78125 29		9- 1		119		191		51		.57432 55		20		21	
DIV. I NON-CONF.			9- 5		.64286 99		0- 0		127		123		99		.54368 101		22		22	
TOTALS		RPI 1-25		RPI 26-50		W-L RECORDS		RPI 51-100		RPI 101-150		RPI 150+								
25- 7		0- 1		0- 3		OVERALL		3- 2		2- 0		20- 1								
13- 5		0- 0		0- 2		HOME		0- 2		1- 0		12- 1								
9- 1		0- 1		0- 0		AWAY		2- 0		0- 0		7- 0								
3- 1		0- 0		0- 1		NEUTRAL		1- 0		1- 0		1- 0								
9- 5		0- 1		0- 3		NON-CONFERENCE		1- 0		0- 0		8- 1								
7- 3		0- 0		0- 2		HOME		0- 0		0- 0		7- 1								
1- 1		0- 1		0- 0		AWAY		0- 0		0- 0		1- 0								
1- 1		0- 0		0- 1		NEUTRAL		1- 0		0- 0		0- 0								
16- 2		0- 0		0- 0		CONFERENCE		2- 2		2- 0		12- 0								
6- 2		0- 0		0- 0		HOME		0- 2		1- 0		5- 0								
8- 0		0- 0		0- 0		AWAY		2- 0		0- 0		6- 0								
2- 0		0- 0		0- 0		NEUTRAL		0- 0		1- 0		1- 0								
RPI	S	Opponent			Score		RPI	S	Opponent			Score		RPI	S	Opponent			Score	
6	A	Kansas			0 3		35	H	Michigan St.			1 3		73	A	Ga. Southern			3 0	
							42	H	North Carolina St.			1 3		73	H	Ga. Southern			3 1	
							45	N	Arizona St.			0 3		87	A	Furman			3 2	
														87	H	Furman			1 3	
														94	N	Wyoming			3 1	
																North Florida			2 3	
																Sacramento St.			3 1	
																Presbyterian			3 1	
																Wofford			3 0	
																Wofford			3 0	
																Davidson			3 0	
																Davidson			3 1	
																Georgetown			3 2	
																Coastal Caro.			3 1	
																Jacksonville			3 2	
																UNC Greensboro			3 0	
																Elon			3 0	
																Memphis			3 1	
																Chattanooga			3 0	
																Chattanooga			3 1	
																Western Caro.			3 1	
																Appalachian St.			3 1	
																Charleston So.			3 1	
																South Carolina St.			3 0	
																Citadel			3 0	
																Citadel			3 0	
LAST 10 GAMES																				
							110	N	Samford			3 1		198	A	Wofford			3 0	
							239	N	Chattanooga			3 1		207	H	Davidson			3 1	
							214	H	UNC Greensboro			3 0		73	H	Ga. Southern			1 3	
							306	H	Citadel			3 0		267	A	Western Caro.			3 1	
							87	A	Furman			3 2		283	A	Appalachian St.			3 1	

Non-Div. I Games:

Col. of Charleston

Average RPI Win:	153	WON-LOST RECORD	WINNING PCT. RANK	LAST 10 GAMES	STRENGTH OF SCHEDULE	OPP. STRENGTH OF SCHEDULE	TEAM RPI	ADJ RPI	CONF. RPI	ADJ CONF. RPI		
DIV. I ONLY		20- 10	.66667	70	6- 4	93	62	57	.57293	57	6	6
DIV. I NON-CONF.		9- 2	.81818	38	0- 0	134	217	61	.57899	66	6	6
<hr/>												
TOTALS	RPI 1-25	RPI 26-50		W-L RECORDS		RPI 51-100		RPI 101-150		RPI 150+		
20- 10	0- 4	0- 2		OVERALL		6- 4		5- 0		9- 0		
11- 5	0- 3	0- 1		HOME		3- 1		3- 0		5- 0		
6- 5	0- 1	0- 1		AWAY		3- 3		2- 0		1- 0		
3- 0	0- 0	0- 0		NEUTRAL		0- 0		0- 0		3- 0		
9- 2	0- 0	0- 0		NON-CONFERENCE		1- 2		1- 0		7- 0		
6- 0	0- 0	0- 0		HOME		1- 0		1- 0		4- 0		
0- 2	0- 0	0- 0		AWAY		0- 2		0- 0		0- 0		
3- 0	0- 0	0- 0		NEUTRAL		0- 0		0- 0		3- 0		
11- 8	0- 4	0- 2		CONFERENCE		5- 2		4- 0		2- 0		
5- 5	0- 3	0- 1		HOME		2- 1		2- 0		1- 0		
6- 3	0- 1	0- 1		AWAY		3- 1		2- 0		1- 0		
0- 0	0- 0	0- 0		NEUTRAL		0- 0		0- 0		0- 0		
<hr/>												
RPI S	Opponent	Score	RPI S	Opponent	Score	RPI S	Opponent	Score	RPI S	Opponent	Score	
9	H Florida St.	0 3	42	A North Carolina St.	1 3	53	H Xavier	3 0	135	H East Tenn. St.	3 0	
19	A North Carolina	1 3	42	H North Carolina St.	0 3	63	A Georgia Tech	0 3	136	A Virginia	3 1	
19	H North Carolina	1 3				64	A Virginia Tech	3 2	136	H Virginia	3 0	
21	H Miami (FL)	2 3				64	H Virginia Tech	3 0	143	A Boston College	3 0	
						68	A Duke	3 2	143	H Boston College	3 0	
						68	H Duke	3 2	156	A Wake Forest	3 0	
						84	A Maryland	3 2	156	H Wake Forest	3 0	
						84	H Maryland	0 3	164	N UAB	3 0	
						87	A Furman	1 3	212	H Coastal Caro.	3 0	
						95	A South Carolina	0 3	232	H Charlotte	3 1	
									239	H Chattanooga	3 0	
									243	N Georgia St.	3 0	
									257	N Winthrop	3 0	
									301	H South Carolina St.	3 0	
<hr/>												
LAST 10 GAMES												
			68	H Duke	3 2	64	A Virginia Tech	3 2				
			156	H Wake Forest	3 0	84	A Maryland	3 2				
			19	H North Carolina	1 3	143	A Boston College	3 0				
			42	H North Carolina St.	0 3	9	H Florida St.	0 3				
			136	A Virginia	3 1	21	H Miami (FL)	2 3				

Non-Div. I Games:

Clemson

Average RPI Win: 117		WON-LOST	WINNING	LAST 10	STRENGTH OF		OPP. STRENGTH	TEAM	ADJ	CONF.	ADJ CONF.
Average RPI Loss: 32		RECORD	PCT. RANK	GAMES	SCHEDULE		OF SCHEDULE	RPI	RPI	RPI	RPI
DIV. I ONLY		14- 16	.46667	186	28		12	67	.57167	58	2
DIV. I NON-CONF.		10- 2	.83333	34	24		46	13	.66388	16	2
TOTALS		RPI 1-25	RPI 26-50		W-L RECORDS		RPI 51-100		RPI 101-150		RPI 150+
14- 16	1- 8	2- 6		OVERALL		2- 1		5- 1		4- 0	
3- 5	0- 2	0- 3		HOME		1- 0		2- 0		0- 0	
3- 10	0- 5	0- 3		AWAY		1- 1		1- 1		1- 0	
8- 1	1- 1	2- 0		NEUTRAL		0- 0		2- 0		3- 0	
10- 2	1- 2	2- 0		NON-CONFERENCE		1- 0		2- 0		4- 0	
0- 0	0- 0	0- 0		HOME		0- 0		0- 0		0- 0	
2- 1	0- 1	0- 0		AWAY		1- 0		0- 0		1- 0	
8- 1	1- 1	2- 0		NEUTRAL		0- 0		2- 0		3- 0	
4- 14	0- 6	0- 6		CONFERENCE		1- 1		3- 1		0- 0	
3- 5	0- 2	0- 3		HOME		1- 0		2- 0		0- 0	
1- 9	0- 4	0- 3		AWAY		0- 1		1- 1		0- 0	
0- 0	0- 0	0- 0		NEUTRAL		0- 0		0- 0		0- 0	
RPI S	Opponent	Score		RPI S	Opponent	Score		RPI S	Opponent	Score	
1 A	Stanford	0	3	39 A	California	0	3	80 A	Utah	1	3
1 H	Stanford	0	3	39 H	California	1	3	80 H	Utah	3	1
2 N	Penn St.	3	2	40 N	San Diego St.	3	1	92 A	Illinois St.	3	2
8 A	UCLA	0	3	41 A	Arizona	1	3				
11 A	Oregon	0	3	41 H	Arizona	2	3				
12 A	Washington	0	3	45 A	Arizona St.	0	3				
12 H	Washington	0	3	45 H	Arizona St.	0	3				
17 A	Kansas St.	2	3	45 N	Santa Clara	3	1				
21 N	Miami (FL)	1	3								
				LAST 10 GAMES							
				12 A	Washington	0	3	1 H	Stanford	0	3
				132 A	Washington St.	3	1	102 A	Colorado	1	3
				41 H	Arizona	2	3	80 A	Utah	1	3
				45 H	Arizona St.	0	3	41 A	Arizona	1	3
				39 H	California	1	3	45 A	Arizona St.	0	3

Non-Div. I Games:

Oregon St.

Average RPI Win:	140	WON-LOST	WINNING	LAST 10	STRENGTH OF	OPP. STRENGTH	TEAM	ADJ	CONF.	ADJ CONF.	
Average RPI Loss:	33	RECORD	PCT. RANK	GAMES	SCHEDULE	OF SCHEDULE	RPI	RPI	RPI	RPI	
DIV. I ONLY	16- 13	.55172	131	4- 6	54	37	64	.57132	59	5	4
DIV. I NON-CONF.	9- 4	.69231	81	0- 0	81	45	54	.58963	53	5	5
<hr/>											
TOTALS	RPI 1-25	RPI 26-50		W-L RECORDS		RPI 51-100		RPI 101-150		RPI 150+	
16- 13	0- 6	5- 5		OVERALL		1- 2		2- 0		8- 0	
8- 4	0- 2	3- 2		HOME		1- 0		1- 0		3- 0	
4- 8	0- 4	1- 3		AWAY		0- 1		1- 0		2- 0	
4- 1	0- 0	1- 0		NEUTRAL		0- 1		0- 0		3- 0	
9- 4	0- 2	2- 0		NON-CONFERENCE		1- 2		2- 0		4- 0	
4- 0	0- 0	1- 0		HOME		1- 0		1- 0		1- 0	
1- 3	0- 2	0- 0		AWAY		0- 1		1- 0		0- 0	
4- 1	0- 0	1- 0		NEUTRAL		0- 1		0- 0		3- 0	
7- 9	0- 4	3- 5		CONFERENCE		0- 0		0- 0		4- 0	
4- 4	0- 2	2- 2		HOME		0- 0		0- 0		2- 0	
3- 5	0- 2	1- 3		AWAY		0- 0		0- 0		2- 0	
0- 0	0- 0	0- 0		NEUTRAL		0- 0		0- 0		0- 0	
<hr/>											
RPI S	Opponent	Score	RPI S	Opponent	Score	RPI S	Opponent	Score	RPI S	Opponent	Score
1 A	Stanford	0 3	31 A	St. Mary's (CA)	0 3	51 N	Baylor	1 3	123 A	UC Davis	3 1
13 A	BYU	1 3	31 H	St. Mary's (CA)	0 3	78 H	Cal St. Northridge	3 0	127 H	LIU Brooklyn	3 0
13 H	BYU	1 3	37 A	Pepperdine	1 3	94 A	Wyoming	0 3	161 A	Portland	3 0
16 A	Hawaii	0 3	37 H	Pepperdine	3 1				161 H	Portland	3 0
25 A	San Diego	1 3	39 H	California	3 0				184 A	Gonzaga	3 2
25 H	San Diego	2 3	39 N	California	3 2				184 H	Gonzaga	3 0
			45 A	Santa Clara	2 3				197 N	Presbyterian	3 0
			45 H	Santa Clara	2 3				227 N	Seattle	3 0
			48 A	Loyola Marymount	3 2				287 N	Eastern Wash.	3 1
			48 H	Loyola Marymount	3 2				295 H	La Salle	3 1
<hr/>											
LAST 10 GAMES											
48 H Loyola Marymount 3 2						45 H Santa Clara 2 3					
31 H St. Mary's (CA) 0 3						31 A St. Mary's (CA) 0 3					
37 H Pepperdine 3 1						161 H Portland 3 0					
45 A Santa Clara 2 3						25 H San Diego 2 3					
184 H Gonzaga 3 0						13 A BYU 1 3					

Non-Div. I Games:

San Francisco

Average RPI Win:	156	WON-LOST	WINNING	LAST 10	STRENGTH OF	OPP. STRENGTH	TEAM	ADJ	CONF.	ADJ CONF.	
Average RPI Loss:	49	RECORD	PCT. RANK	GAMES	SCHEDULE	OF SCHEDULE	RPI	RPI	RPI	RPI	
DIV. I ONLY	16- 11	.59259	116	7- 3	53	80	61	.56964	61	9	9
DIV. I NON-CONF.	5- 6	.45455	188	0- 0	22	32	82	.56947	77	7	7
<hr/>											
TOTALS	RPI 1-25	RPI 26-50		W-L RECORDS		RPI 51-100		RPI 101-150		RPI 150+	
16- 11	0- 6	0- 1		OVERALL		3- 3		5- 0		8- 1	
8- 4	0- 2	0- 0		HOME		1- 2		2- 0		5- 0	
5- 5	0- 3	0- 0		AWAY		1- 1		1- 0		3- 1	
3- 2	0- 1	0- 1		NEUTRAL		1- 0		2- 0		0- 0	
<hr/>											
5- 6	0- 4	0- 1		NON-CONFERENCE		1- 1		2- 0		2- 0	
1- 2	0- 1	0- 0		HOME		0- 1		0- 0		1- 0	
1- 2	0- 2	0- 0		AWAY		0- 0		0- 0		1- 0	
3- 2	0- 1	0- 1		NEUTRAL		1- 0		2- 0		0- 0	
<hr/>											
11- 5	0- 2	0- 0		CONFERENCE		2- 2		3- 0		6- 1	
7- 2	0- 1	0- 0		HOME		1- 1		2- 0		4- 0	
4- 3	0- 1	0- 0		AWAY		1- 1		1- 0		2- 1	
0- 0	0- 0	0- 0		NEUTRAL		0- 0		0- 0		0- 0	
<hr/>											
RPI S	Opponent	Score		RPI S	Opponent	Score		RPI S	Opponent	Score	
12 A	Washington	0	3	43 N	UNI	1	3	67 H	Wisconsin	1	3
16 A	Hawaii	0	3					78 A	Cal St. Northridge	1	3
16 H	Hawaii	1	3					78 H	Cal St. Northridge	2	3
19 N	North Carolina	2	3					81 A	Pacific	3	1
24 A	Kentucky	1	3					81 H	Pacific	3	0
25 H	San Diego	0	3					97 N	Lipscomb	3	0
<hr/>											
LAST 10 GAMES											
159 H UC Irvine				3	1	78 H Cal St. Northridge				2	3
266 H UC Riverside				3	0	16 H Hawaii				1	3
160 H Cal St. Fullerton				3	1	159 A UC Irvine				3	0
123 A UC Davis				3	1	160 A Cal St. Fullerton				1	3
81 A Pacific				3	1	266 A UC Riverside				3	1
<hr/>											

Non-Div. I Games:

Long Beach St.

Average RPI Win: 180		WON-LOST	WINNING	LAST 10	STRENGTH OF		OPP. STRENGTH	TEAM	ADJ		CONF.	ADJ CONF.			
Average RPI Loss: 48		RECORD	PCT. RANK	GAMES	SCHEDULE		OF SCHEDULE	RPI	RPI		RPI	RPI			
DIV. I ONLY		20- 10	.66667	70	8- 2		100	85	66	.56893	62	11	11		
DIV. I NON-CONF.		5- 7	.41667	210	0- 0		40	25	101	.54878	96	11	11		
TOTALS		RPI 1-25	RPI 26-50		W-L RECORDS		RPI 51-100		RPI 101-150		RPI 150+				
20- 10		0- 4	0- 3		OVERALL		3- 1		3- 2		14- 0				
12- 2		0- 2	0- 0		HOME		3- 0		1- 0		8- 0				
7- 5		0- 2	0- 1		AWAY		0- 1		1- 1		6- 0				
1- 3		0- 0	0- 2		NEUTRAL		0- 0		1- 1		0- 0				
5- 7		0- 4	0- 3		NON-CONFERENCE		0- 0		0- 0		5- 0				
4- 2		0- 2	0- 0		HOME		0- 0		0- 0		4- 0				
1- 3		0- 2	0- 1		AWAY		0- 0		0- 0		1- 0				
0- 2		0- 0	0- 2		NEUTRAL		0- 0		0- 0		0- 0				
15- 3		0- 0	0- 0		CONFERENCE		3- 1		3- 2		9- 0				
8- 0		0- 0	0- 0		HOME		3- 0		1- 0		4- 0				
6- 2		0- 0	0- 0		AWAY		0- 1		1- 1		5- 0				
1- 1		0- 0	0- 0		NEUTRAL		0- 0		1- 1		0- 0				
RPI S	Opponent	Score		RPI S	Opponent	Score		RPI S	Opponent	Score		RPI S	Opponent	Score	
11 H	Oregon	1	3	37 N	Pepperdine	0	3	52 A	Bowling Green	0	3	108 H	Northern Ill.	3	1
19 A	North Carolina	2	3	38 N	Illinois	1	3	52 H	Bowling Green	3	0	108 N	Northern Ill.	2	3
22 A	Dayton	1	3	42 A	North Carolina St.	0	3	69 H	Western Mich.	3	0	128 A	Central Mich.	2	3
24 H	Kentucky	1	3					98 H	Eastern Mich.	3	0	131 A	Ball St.	3	0
												131 N	Ball St.	3	0
												169 A	Akron	3	1
												169 H	Akron	3	0
												173 H	Belmont	3	0
												174 H	Montana St.	3	0
												214 A	UNC Greensboro	3	0
												215 H	Niagara	3	0
												222 A	Toledo	3	2
												228 A	Buffalo	3	0
												228 H	Buffalo	3	0
												235 A	Kent St.	3	0
												235 H	Kent St.	3	0
												240 A	Miami (OH)	3	0
												240 H	Miami (OH)	3	1
												267 H	Western Caro.	3	0
				LAST 10 GAMES											
				108 N	Northern Ill.	2	3	235 A	Kent St.	3	0				
				131 N	Ball St.	3	0	52 H	Bowling Green	3	0				
				169 A	Akron	3	1	240 H	Miami (OH)	3	1				
				228 A	Buffalo	3	0	69 H	Western Mich.	3	0				
				128 A	Central Mich.	2	3	108 H	Northern Ill.	3	1				

Non-Div. I Games:

Ohio

Average RPI Win:	132	WON-LOST RECORD	WINNING PCT. RANK	LAST 10 GAMES	STRENGTH OF SCHEDULE	OPP. STRENGTH OF SCHEDULE	TEAM RPI	ADJ RPI	CONF. RPI	ADJ CONF. RPI		
DIV. I ONLY		19- 11	.63333	95	4- 6	98	39	65	.5684	63	6	6
DIV. I NON-CONF.		9- 2	.81818	38	0- 0	148	82	55	.58335	58	6	6
<hr/>												
TOTALS	RPI 1-25	RPI 26-50		W-L RECORDS		RPI 51-100		RPI 101-150		RPI 150+		
19- 11	1- 4	1- 1		OVERALL		6- 4		3- 2		8- 0		
12- 3	1- 2	1- 0		HOME		3- 1		2- 0		5- 0		
3- 8	0- 2	0- 1		AWAY		1- 3		1- 2		1- 0		
4- 0	0- 0	0- 0		NEUTRAL		2- 0		0- 0		2- 0		
9- 2	0- 1	0- 0		NON-CONFERENCE		3- 0		0- 1		6- 0		
4- 0	0- 0	0- 0		HOME		0- 0		0- 0		4- 0		
1- 2	0- 1	0- 0		AWAY		1- 0		0- 1		0- 0		
4- 0	0- 0	0- 0		NEUTRAL		2- 0		0- 0		2- 0		
10- 9	1- 3	1- 1		CONFERENCE		3- 4		3- 1		2- 0		
8- 3	1- 2	1- 0		HOME		3- 1		2- 0		1- 0		
2- 6	0- 1	0- 1		AWAY		0- 3		1- 1		1- 0		
0- 0	0- 0	0- 0		NEUTRAL		0- 0		0- 0		0- 0		
RPI	S	Opponent	Score	RPI	S	Opponent	Score	RPI	S	Opponent	Score	
9	H	Florida St.	2 3	42	A	North Carolina St.	2 3	52	N	Bowling Green	3 1	
14	A	Florida	1 3	42	H	North Carolina St.	3 1	57	H	Clemson	3 0	
19	A	North Carolina	0 3					64	A	Virginia Tech	1 3	
19	H	North Carolina	3 2					64	H	Virginia Tech	3 1	
21	H	Miami (FL)	0 3					68	A	Duke	2 3	
								68	H	Duke	1 3	
								71	A	Georgia	3 1	
								72	N	Cleveland St.	3 0	
								84	A	Maryland	2 3	
								84	H	Maryland	3 0	
						</						

Non-Div. I Games:

Georgia Tech

Average RPI Win:	130	WON-LOST RECORD	WINNING PCT. RANK	LAST 10 GAMES	STRENGTH OF SCHEDULE	OPP. STRENGTH OF SCHEDULE	TEAM RPI	ADJ RPI	CONF. RPI	ADJ CONF. RPI					
Average RPI Loss:	49														
DIV. I ONLY		15- 14	.51724	156	4- 6	23	59	60	.56797	64	6	6			
DIV. I NON-CONF.		7- 3	.7	76	0- 0	79	120	58	.57557	69	6	6			
<hr/>															
TOTALS	RPI 1-25	RPI 26-50		W-L RECORDS		RPI 51-100		RPI 101-150		RPI 150+					
15- 14	1- 5	1- 4		OVERALL		4- 4		4- 0		5- 1					
8- 5	1- 2	0- 1		HOME		3- 2		1- 0		3- 0					
3- 8	0- 3	0- 2		AWAY		1- 2		2- 0		0- 1					
4- 1	0- 0	1- 1		NEUTRAL		0- 0		1- 0		2- 0					
7- 3	0- 0	1- 2		NON-CONFERENCE		1- 0		1- 0		4- 1					
3- 0	0- 0	0- 0		HOME		1- 0		0- 0		2- 0					
0- 2	0- 0	0- 1		AWAY		0- 0		0- 0		0- 1					
4- 1	0- 0	1- 1		NEUTRAL		0- 0		1- 0		2- 0					
8- 11	1- 5	0- 2		CONFERENCE		3- 4		3- 0		1- 0					
5- 5	1- 2	0- 1		HOME		2- 2		1- 0		1- 0					
3- 6	0- 3	0- 1		AWAY		1- 2		2- 0		0- 0					
0- 0	0- 0	0- 0		NEUTRAL		0- 0		0- 0		0- 0					
RPI	S	Opponent	Score	RPI	S	Opponent	Score	RPI	S	Opponent	Score				
9	A	Florida St.	0 3	33	N	Michigan	2 3	57	A	Clemson	0 3	124	N	Liberty	3 1
9	H	Florida St.	2 3	42	A	North Carolina St.	2 3	57	H	Clemson	2 3	136	A	Virginia	3 0
19	A	North Carolina	0 3	42	H	North Carolina St.	1 3	63	A	Georgia Tech	1 3	143	A	Boston College	3 0
19	H	North Carolina	0 3	48	N	Loyola Marymount	3 2	63	H	Georgia Tech	3 1	143	H	Boston College	3 0
21	A	Miami (FL)	0 3	50	A	Missouri	1 3	68	H	Duke	3 1	156	H	Wake Forest	3 1
21	H	Miami (FL)	3 0					84	A	Maryland	3 2	175	H	Middle Tenn.	3 1
								84	H	Maryland	1 3	180	A	High Point	1 3
								85	H	Towson	3 0	190	N	Nicholls St.	3 0
												237	H	Harvard	3 0
												277	N	George Mason	3 0
<hr/>															
LAST 10 GAMES															
42	A	North Carolina St.	2 3	57	H	Clemson	2 3								
19	A	North Carolina	0 3	9	A	Florida St.	0 3								
84	H	Maryland	1 3	21	A	Miami (FL)	0 3								
143	H	Boston College	3 0	68	H	Duke	3 1								
63	H	Georgia Tech	3 1	156	H	Wake Forest	3 1								

Non-Div. I Games:

Virginia Tech

Average RPI Win: 173		WON-LOST	WINNING	LAST 10	STRENGTH OF	OPP. STRENGTH	TEAM	ADJ	CONF.	ADJ CONF.					
Average RPI Loss: 25		RECORD	PCT. RANK	GAMES	SCHEDULE	OF SCHEDULE	RPI	RPI	RPI	RPI					
DIV. I ONLY		14- 13	.51852	154	1- 9	33	47	63	.56708	65	3	3			
DIV. I NON-CONF.		11- 2	.84615	30	0- 0	121	144	43	.59925	45	3	3			
<hr/>															
TOTALS		RPI 1-25	RPI 26-50		W-L RECORDS		RPI 51-100		RPI 101-150		RPI 150+				
14- 13		0- 9	1- 1		OVERALL		3- 3		1- 0		9- 0				
7- 7		0- 5	0- 1		HOME		1- 1		1- 0		5- 0				
4- 5		0- 4	1- 0		AWAY		1- 1		0- 0		2- 0				
3- 1		0- 0	0- 0		NEUTRAL		1- 1		0- 0		2- 0				
11- 2		0- 1	1- 0		NON-CONFERENCE		1- 1		1- 0		8- 0				
6- 1		0- 1	0- 0		HOME		0- 0		1- 0		5- 0				
2- 0		0- 0	1- 0		AWAY		0- 0		0- 0		1- 0				
3- 1		0- 0	0- 0		NEUTRAL		1- 1		0- 0		2- 0				
3- 11		0- 8	0- 1		CONFERENCE		2- 2		0- 0		1- 0				
1- 6		0- 4	0- 1		HOME		1- 1		0- 0		0- 0				
2- 5		0- 4	0- 0		AWAY		1- 1		0- 0		1- 0				
0- 0		0- 0	0- 0		NEUTRAL		0- 0		0- 0		0- 0				
RPI	S	Opponent	Score	RPI	S	Opponent	Score	RPI	S	Opponent	Score				
3	A	Texas	0 3	30	H	Oklahoma	0 3	51	A	Baylor	2 3	109	H	A&M-Corpus Christi	3 0
3	H	Texas	0 3	41	A	Arizona	3 1	51	H	Baylor	0 3	157	H	Army	3 1
6	A	Kansas	1 3					82	N	Northern Colo.	1 3	173	A	Belmont	3 0
6	H	Kansas	0 3					89	A	Texas Tech	3 0	188	A	West Virginia	3 2
10	H	Southern California	0 3					89	H	Texas Tech	3 0	218	H	Lehigh	3 0
17	A	Kansas St.	0 3					97	N	Lipscomb	3 0	220	H	SMU	3 0
17	H	Kansas St.	0 3									226	H	Texas-Arlington	3 0
23	A	Iowa St.	0 3									242	N	Iona	3 1
23	H	Iowa St.	0 3									280	N	Alabama A&M	3 0
												293	H	Prairie View	3 0
<hr/>															
LAST 10 GAMES															
6 H Kansas				0 3	23 H Iowa St.				0 3						
51 H Baylor				0 3	6 A Kansas				1 3						
17 A Kansas St.				0 3	51 A Baylor				2 3						
89 A Texas Tech				3 0	17 H Kansas St.				0 3						
3 H Texas				0 3	30 H Oklahoma				0 3						

Non-Div. I Games:

TCU

Average RPI Win:		146	WON-LOST RECORD		WINNING PCT. RANK		LAST 10 GAMES		STRENGTH OF SCHEDULE		OPP. STRENGTH OF SCHEDULE		TEAM RPI		ADJ RPI		CONF. RPI		ADJ CONF. RPI					
DIV. I ONLY			17- 14		.54839		140		2- 8		63		36		70		.5657		67		1		1	
DIV. I NON-CONF.			12- 1		.92308		12		0- 0		172		143		45		.59518		47		1		1	
TOTALS		RPI 1-25		RPI 26-50				W-L RECORDS				RPI 51-100				RPI 101-150				RPI 150+				
17- 14		0- 7		3- 6				OVERALL				3- 0				3- 1				8- 0				
6- 6		0- 3		2- 2				HOME				0- 0				1- 1				3- 0				
5- 7		0- 4		1- 3				AWAY				2- 0				2- 0				0- 0				
6- 1		0- 0		0- 1				NEUTRAL				1- 0				0- 0				5- 0				
12- 1		0- 0		0- 1				NON-CONFERENCE				3- 0				1- 0				8- 0				
3- 0		0- 0		0- 0				HOME				0- 0				0- 0				3- 0				
3- 0		0- 0		0- 0				AWAY				2- 0				1- 0				0- 0				
6- 1		0- 0		0- 1				NEUTRAL				1- 0				0- 0				5- 0				
5- 13		0- 7		3- 5				CONFERENCE				0- 0				2- 1				0- 0				
3- 6		0- 3		2- 2				HOME				0- 0				1- 1				0- 0				
2- 7		0- 4		1- 3				AWAY				0- 0				1- 0				0- 0				
0- 0		0- 0		0- 0				NEUTRAL				0- 0				0- 0				0- 0				
RPI	S	Opponent		Score		RPI	S	Opponent		Score		RPI	S	Opponent		Score		RPI	S	Opponent		Score		
2	A	Penn St.		0	3	29	N	Creighton		1	3	61	A	Long Beach St.		3	1	107	H	Indiana		1	3	
2	H	Penn St.		0	3	33	A	Michigan		0	3	73	A	Ga. Southern		3	2	116	A	South Fla.		3	0	
5	A	Nebraska		0	3	33	H	Michigan		3	0	78	N	Cal St. Northridge		3	1	133	A	Iowa		3	2	
5	H	Nebraska		0	3	35	A	Michigan St.		0	3							133	H	Iowa		3	0	
7	A	Minnesota		0	3	35	H	Michigan St.		1	3							171	H	North Dakota St.		3	0	
20	A	Ohio St.		1	3	38	A	Illinois		2	3							177	N	UCF		3	0	
20	H	Ohio St.		1	3	38	H	Illinois		3	1							192	N	James Madison		3	0	
						47	A	Northwestern		3	1							208	N	South Ala.		3	1	
						47	H	Northwestern		2	3							213	N	Jacksonville		3	0	
																		217	H	Milwaukee		3	0	
																		255	H	Drake		3	0	
																		329	N	Savannah St.		3	0	
						LAST 10 GAMES																		
						5	H	Nebraska		0	3	20	A	Ohio St.		1	3							
						133	H	Iowa		3	0	47	H	Northwestern		2	3							
						35	A	Michigan St.		0	3	38	H	Illinois		3	1							
						33	A	Michigan		0	3	107	H	Indiana		1	3							
						2	A	Penn St.		0	3	7	A	Minnesota		0	3							

Non-Div. I Games:

Wisconsin

Duke		Average RPI Win:	143	WON-LOST RECORD	WINNING PCT. RANK	LAST 10 GAMES	STRENGTH OF SCHEDULE	OPP. STRENGTH OF SCHEDULE	TEAM RPI	ADJ RPI	CONF. RPI	ADJ CONF. RPI
DIV. I ONLY				15- 16	.48387 177	4- 6	16	68	62	.56438 68	6	6
DIV. I NON-CONF.				9- 3	.75 58	0- 0	36	152	40	.61718 41	6	6
TOTALS		RPI 1-25		RPI 26-50		W-L RECORDS	RPI 51-100		RPI 101-150		RPI 150+	
15- 16	0- 7			1- 3		OVERALL	4- 4		5- 1		5- 1	
9- 6	0- 3			1- 0		HOME	2- 1		2- 1		4- 1	
3- 9	0- 4			0- 2		AWAY	1- 3		2- 0		0- 0	
3- 1	0- 0			0- 1		NEUTRAL	1- 0		1- 0		1- 0	
9- 3	0- 1			0- 2		NON-CONFERENCE	1- 0		3- 0		5- 0	
6- 0	0- 0			0- 0		HOME	0- 0		2- 0		4- 0	
0- 2	0- 1			0- 1		AWAY	0- 0		0- 0		0- 0	
3- 1	0- 0			0- 1		NEUTRAL	1- 0		1- 0		1- 0	
6- 13	0- 6			1- 1		CONFERENCE	3- 4		2- 1		0- 1	
3- 6	0- 3			1- 0		HOME	2- 1		0- 1		0- 1	
3- 7	0- 3			0- 1		AWAY	1- 3		2- 0		0- 0	
0- 0	0- 0			0- 0		NEUTRAL	0- 0		0- 0		0- 0	
RPI S Opponent	Score	RPI S Opponent	Score	RPI S Opponent	Score	RPI S Opponent	Score	RPI S Opponent	Score	RPI S Opponent	Score	
4 A Louisville	0 3	28 N Western Ky.	1 3	57 A Clemson	2 3	110 N Samford	3 1					
9 A Florida St.	1 3	33 A Michigan	2 3	57 H Clemson	2 3	118 H Northeastern	3 1					
9 H Florida St.	0 3	42 A North Carolina St.	1 3	63 A Georgia Tech	3 1	136 A Virginia	3 1					
19 A North Carolina	2 3	42 H North Carolina St.	3 2	63 H Georgia Tech	3 2	143 A Boston College	3 2					
19 H North Carolina	1 3			64 A Virginia Tech	1 3	143 H Boston College	0 3					
21 A Miami (FL)	1 3			84 A Maryland	2 3	145 H Fairfield	3 0					
21 H Miami (FL)	2 3			84 H Maryland	3 0	156 H Wake Forest	1 3					
				98 N Eastern Mich.	3 1	186 N Marshall	3 0					
						200 H William & Mary	3 0					
						216 H Elon	3 0					
						217 H Milwaukee	3 0					
						318 H East Carolina	3 0					
		LAST 10 GAMES										
		57 A Clemson	2 3	143 A Boston College	3 2							
		63 A Georgia Tech	3 1	42 H North Carolina St.	3 2							
		21 H Miami (FL)	2 3	19 H North Carolina	1 3							
		9 H Florida St.	0 3	64 A Virginia Tech	1 3							
		84 A Maryland	2 3	136 A Virginia	3 1							

Non-Div. I Games:

Duke

Average RPI Win: 166		WON-LOST RECORD		WINNING PCT. RANK		LAST 10 GAMES		STRENGTH OF SCHEDULE		OPP. STRENGTH OF SCHEDULE		TEAM RPI		ADJ RPI		CONF. RPI		ADJ CONF. RPI	
Average RPI Loss: 56																			
DIV. I ONLY		21- 10		.67742 64		8- 2		115		82		71		.56305 69		11		11	
DIV. I NON-CONF.		7- 6		.53846 153		0- 0		100		37		110		.541 104		11		11	
TOTALS		RPI 1-25		RPI 26-50		W-L RECORDS		RPI 51-100		RPI 101-150		RPI 150+							
21- 10		0- 1		0- 3		OVERALL		3- 5		7- 1		11- 0							
8- 0		0- 0		0- 0		HOME		1- 0		3- 0		4- 0							
6- 7		0- 1		0- 3		AWAY		1- 2		2- 1		3- 0							
7- 3		0- 0		0- 0		NEUTRAL		1- 3		2- 0		4- 0							
7- 6		0- 1		0- 3		NON-CONFERENCE		1- 2		1- 0		5- 0							
0- 0		0- 0		0- 0		HOME		0- 0		0- 0		0- 0							
1- 4		0- 1		0- 3		AWAY		0- 0		0- 0		1- 0							
6- 2		0- 0		0- 0		NEUTRAL		1- 2		1- 0		4- 0							
14- 4		0- 0		0- 0		CONFERENCE		2- 3		6- 1		6- 0							
8- 0		0- 0		0- 0		HOME		1- 0		3- 0		4- 0							
5- 3		0- 0		0- 0		AWAY		1- 2		2- 1		2- 0							
1- 1		0- 0		0- 0		NEUTRAL		0- 1		1- 0		0- 0							
RPI S	Opponent	Score		RPI S	Opponent	Score		RPI S	Opponent	Score		RPI S	Opponent	Score					
19 A	North Carolina	1	3	30 A	Oklahoma	0	3	52 A	Bowling Green	2	3	108 A	Northern Ill.	3	0				
				32 A	Marquette	0	3	52 N	Bowling Green	2	3	108 H	Northern Ill.	3	1				
				47 A	Northwestern	1	3	54 N	Tulsa	0	3	128 A	Central Mich.	1	3				
								62 A	Ohio	0	3	128 H	Central Mich.	3	0				
								79 N	LSU	1	3	128 N	Central Mich.	3	1				
								91 N	Missouri St.	3	1	131 A	Ball St.	3	0				
								98 A	Eastern Mich.	3	2	131 H	Ball St.	3	1				
								98 H	Eastern Mich.	3	0	142 N	Delaware	3	0				
												169 H	Akron	3	1				
												175 N	Middle Tenn.	3	0				
												182 N	Saint Louis	3	0				
												194 N	Southeast Mo. St.	3	0				
												217 A	Milwaukee	3	2				
												222 A	Toledo	3	1				
												222 H	Toledo	3	0				
												228 H	Buffalo	3	0				
												231 N	Bradley	3	0				
												235 A	Kent St.	3	1				
												240 H	Miami (OH)	3	0				
				LAST 10 GAMES															
				52 N	Bowling Green	2	3	131 A	Ball St.	3	0								
				128 N	Central Mich.	3	1	98 H	Eastern Mich.	3	0								
				240 H	Miami (OH)	3	0	128 H	Central Mich.	3	0								
				108 H	Northern Ill.	3	1	62 A	Ohio	0	3								
				222 A	Toledo	3	1	235 A	Kent St.	3	1								

Non-Div. I Games:

Western Mich.

Average RPI Win:		221	WON-LOST RECORD		WINNING PCT. RANK		LAST 10 GAMES		STRENGTH OF SCHEDULE		OPP. STRENGTH OF SCHEDULE		TEAM RPI		ADJ RPI		CONF. RPI		ADJ CONF. RPI		
DIV. I ONLY			18- 5		.78261 28		10- 0		190		173		72		.56281 70		23		23		
DIV. I NON-CONF.			4- 5		.44444 197		0- 0		63		51		115		.5328 113		21		21		
TOTALS		RPI 1-25		RPI 26-50		W-L RECORDS		RPI 51-100		RPI 101-150		RPI 150+									
18- 5		0- 2		0- 1		OVERALL		0- 1		2- 1		16- 0									
11- 2		0- 1		0- 1		HOME		0- 0		1- 0		10- 0									
7- 1		0- 1		0- 0		AWAY		0- 0		1- 0		6- 0									
0- 2		0- 0		0- 0		NEUTRAL		0- 1		0- 1		0- 0									
4- 5		0- 2		0- 1		NON-CONFERENCE		0- 1		0- 1		4- 0									
4- 2		0- 1		0- 1		HOME		0- 0		0- 0		4- 0									
0- 1		0- 1		0- 0		AWAY		0- 0		0- 0		0- 0									
0- 2		0- 0		0- 0		NEUTRAL		0- 1		0- 1		0- 0									
14- 0		0- 0		0- 0		CONFERENCE		0- 0		2- 0		12- 0									
7- 0		0- 0		0- 0		HOME		0- 0		1- 0		6- 0									
7- 0		0- 0		0- 0		AWAY		0- 0		1- 0		6- 0									
0- 0		0- 0		0- 0		NEUTRAL		0- 0		0- 0		0- 0									
RPI	S	Opponent		Score		RPI	S	Opponent		Score		RPI	S	Opponent		Score					
18	H	Texas A&M		1	3	47	H	Northwestern		1	3	90	N	Fresno St.		0	3				
25	A	San Diego		0	3							103	N	UC Santa Barbara		1	3				
												148	A	Columbia		3	0				
												148	H	Columbia		3	1				
												153	H	Albany (NY)		3	0				
												176	H	American		3	0				
												189	A	Princeton		3	0				
												189	H	Princeton		3	1				
												195	A	Penn		3	1				
												195	H	Penn		3	0				
												205	H	Villanova		3	1				
												237	A	Harvard		3	0				
												237	H	Harvard		3	0				
												254	H	Stony Brook		3	0				
												256	A	Cornell		3	0				
												256	H	Cornell		3	1				
												274	A	Brown		3	1				
												274	H	Brown		3	0				
												300	A	Dartmouth		3	1				
												300	H	Dartmouth		3	0				
						LAST 10 GAMES															
						300 H Dartmouth						3	0	148 H Columbia						3	1
						237 H Harvard						3	0	274 H Brown						3	0
						189 A Princeton						3	0	195 H Penn						3	0
						195 A Penn						3	1	189 H Princeton						3	1
						256 H Cornell						3	1	237 A Harvard						3	0

Non-Div. I Games:

Yale

Average RPI Win: 131		WON-LOST RECORD		WINNING PCT. RANK		LAST 10 GAMES		STRENGTH OF SCHEDULE		OPP. STRENGTH OF SCHEDULE		TEAM RPI		ADJ RPI		CONF. RPI		ADJ CONF. RPI					
DIV. I ONLY		13- 15		.46429 192		2- 8		30		45		78		.56133 71		4		5					
DIV. I NON-CONF.		6- 4		.6 121		0- 1		33		94		53		.58974 52		4		4					
TOTALS		RPI 1-25		RPI 26-50		W-L RECORDS		RPI 51-100		RPI 101-150		RPI 150+											
13- 15		0- 6		1- 4		OVERALL		3- 5		4- 0		5- 0											
7- 5		0- 2		1- 1		HOME		2- 2		3- 0		1- 0											
4- 9		0- 4		0- 3		AWAY		1- 2		1- 0		2- 0											
2- 1		0- 0		0- 0		NEUTRAL		0- 1		0- 0		2- 0											
6- 4		0- 1		0- 1		NON-CONFERENCE		1- 2		1- 0		4- 0											
3- 1		0- 0		0- 0		HOME		1- 1		1- 0		1- 0											
1- 2		0- 1		0- 1		AWAY		0- 0		0- 0		1- 0											
2- 1		0- 0		0- 0		NEUTRAL		0- 1		0- 0		2- 0											
7- 11		0- 5		1- 3		CONFERENCE		2- 3		3- 0		1- 0											
4- 4		0- 2		1- 1		HOME		1- 1		2- 0		0- 0											
3- 7		0- 3		0- 2		AWAY		1- 2		1- 0		1- 0											
0- 0		0- 0		0- 0		NEUTRAL		0- 0		0- 0		0- 0											
RPI	S	Opponent		Score		RPI	S	Opponent		Score		RPI	S	Opponent		Score							
9	A	Florida St.		1	3	27	A	Arkansas		1	3	56	N	IPFW		1	3	101	A	Alabama	3	0	
14	A	Florida		0	3	27	H	Arkansas		0	3	60	A	Auburn		1	3	101	H	Alabama	3	2	
15	A	Tennessee		2	3	35	A	Michigan St.		0	3	60	H	Auburn		3	0	105	H	Ole Miss	3	2	
18	H	Texas A&M		2	3	50	A	Missouri		0	3	63	H	Georgia Tech		1	3	149	H	Troy	3	0	
24	A	Kentucky		1	3	50	H	Missouri		3	0	73	H	Ga. Southern		3	1	153	N	Albany (NY)	3	1	
24	H	Kentucky		2	3							79	A	LSU		3	2	181	N	FIU	3	0	
												79	H	LSU		1	3	203	A	Florida A&M	3	0	
												95	A	South Carolina		0	3	204	A	Mississippi St.	3	1	
																		243	H	Georgia St.	3	0	
						LAST 10 GAMES																	
						24	A	Kentucky		1	3	14	A	Florida		0	3						
						27	A	Arkansas		1	3	24	H	Kentucky		2	3						
						18	H	Texas A&M		2	3	50	H	Missouri		3	0						
						79	H	LSU		1	3	101	A	Alabama		3	0						
						60	A	Auburn		1	3	63	H	Georgia Tech		1	3						

Non-Div. I Games:

Georgia

Average RPI Win:	191	WON-LOST	WINNING	LAST 10	STRENGTH OF	OPP. STRENGTH	TEAM	ADJ	CONF.	ADJ CONF.	
Average RPI Loss:	131	RECORD	PCT. RANK	GAMES	SCHEDULE	OF SCHEDULE	RPI	RPI	RPI	RPI	
DIV. I ONLY	23- 6	.7931	24	10- 0	194	163	68	.55991	72	18	19
DIV. I NON-CONF.	8- 5	.61538	114	0- 0	230	97	138	.50526	137	20	20
<hr/>											
TOTALS	RPI 1-25	RPI 26-50		W-L RECORDS		RPI 51-100		RPI 101-150		RPI 150+	
23- 6	0- 0	0- 0		OVERALL		3- 1		5- 3		15- 2	
10- 3	0- 0	0- 0		HOME		0- 0		3- 2		7- 1	
9- 2	0- 0	0- 0		AWAY		2- 0		2- 1		5- 1	
4- 1	0- 0	0- 0		NEUTRAL		1- 1		0- 0		3- 0	
<hr/>											
8- 5	0- 0	0- 0		NON-CONFERENCE		3- 1		0- 3		5- 1	
2- 2	0- 0	0- 0		HOME		0- 0		0- 2		2- 0	
2- 2	0- 0	0- 0		AWAY		2- 0		0- 1		0- 1	
4- 1	0- 0	0- 0		NEUTRAL		1- 1		0- 0		3- 0	
<hr/>											
15- 1	0- 0	0- 0		CONFERENCE		0- 0		5- 0		10- 1	
8- 1	0- 0	0- 0		HOME		0- 0		3- 0		5- 1	
7- 0	0- 0	0- 0		AWAY		0- 0		2- 0		5- 0	
0- 0	0- 0	0- 0		NEUTRAL		0- 0		0- 0		0- 0	
<hr/>											
RPI S	Opponent	Score	RPI S	Opponent	Score	RPI S	Opponent	Score	RPI S	Opponent	Score
						52 N	Bowling Green	3 0	107 A	Indiana	1 3
						56 A	IPFW	3 0	122 H	Pittsburgh	0 3
						63 N	Georgia Tech	0 3	138 H	Oakland	2 3
						98 A	Eastern Mich.	3 2	141 A	Valparaiso	3 2
									141 H	Valparaiso	3 2
									150 A	Ill.-Chicago	3 1
									150 H	Ill.-Chicago	3 1
									150 H	Ill.-Chicago	3 0
									170 A	Loyola Chicago	3 1
									170 H	Loyola Chicago	3 0
									170 H	Loyola Chicago	0 3
									185 A	Green Bay	3 1
									185 H	Green Bay	3 0
									188 A	West Virginia	2 3
									199 A	Youngstown St.	3 0
									199 H	Youngstown St.	3 0
									217 A	Milwaukee	3 0
									217 H	Milwaukee	3 0
									228 H	Buffalo	3 1
									235 N	Kent St.	3 0
			265 H	Eastern Ky.	3 0						
			292 N	Murray St.	3 1						
			292 N	Murray St.	3 0						
			302 A	Wright St.	3 0						
			302 H	Wright St.	3 0						
<hr/>											
			LAST 10 GAMES								
			150 H	Ill.-Chicago	3 1	170 A	Loyola Chicago	3 1	292 N	Murray St.	3 0
			170 H	Loyola Chicago	3 0	150 A	Ill.-Chicago	3 1	302 A	Wright St.	3 0
			199 H	Youngstown St.	3 0	185 H	Green Bay	3 0	302 H	Wright St.	3 0
			141 H	Valparaiso	3 2	217 H	Milwaukee	3 0			
			302 H	Wright St.	3 0	199 A	Youngstown St.	3 0			

Non-Div. I Games:

Cleveland St.

[illegible]

Non-Div. I Games:

Ga. Southern

Average RPI Win: 230		WON-LOST	WINNING	LAST 10	STRENGTH OF		OPP. STRENGTH	TEAM	ADJ	CONF.	ADJ CONF.
Average RPI Loss: 83		RECORD	PCT. RANK	GAMES	SCHEDULE		OF SCHEDULE	RPI	RPI	RPI	RPI
DIV. I ONLY		26- 7	.78788	27	9- 1		165	218	69	.55631	74
DIV. I NON-CONF.		8- 6	.57143	139	0- 0		59	142	88	.55169	91
TOTALS		RPI 1-25	RPI 26-50		W-L RECORDS		RPI 51-100		RPI 101-150		RPI 150+
26- 7	0- 2	1- 1		OVERALL		0- 1		1- 1		24- 2	
15- 3	0- 0	1- 0		HOME		0- 1		1- 1		13- 1	
9- 2	0- 1	0- 0		AWAY		0- 0		0- 0		9- 0	
2- 2	0- 1	0- 1		NEUTRAL		0- 0		0- 0		2- 0	
8- 6	0- 2	1- 1		NON-CONFERENCE		0- 1		1- 1		6- 1	
5- 2	0- 0	1- 0		HOME		0- 1		1- 1		3- 0	
1- 2	0- 1	0- 0		AWAY		0- 0		0- 0		1- 1	
2- 2	0- 1	0- 1		NEUTRAL		0- 0		0- 0		2- 0	
18- 1	0- 0	0- 0		CONFERENCE		0- 0		0- 0		18- 1	
10- 1	0- 0	0- 0		HOME		0- 0		0- 0		10- 1	
8- 0	0- 0	0- 0		AWAY		0- 0		0- 0		8- 0	
0- 0	0- 0	0- 0		NEUTRAL		0- 0		0- 0		0- 0	
RPI S	Opponent	Score		RPI S	Opponent	Score		RPI S	Opponent	Score	
2 N	Penn St.	0	3	28 N	Western Ky.	0	3	53 H	Xavier	0	3
4 A	Louisville	1	3	50 H	Missouri	3	2				
									Northern Ky.	1	3
									Valparaiso	3	2
									Belmont	3	1
									Belmont	1	3
									Belmont	3	0
									Marshall	2	3
									Austin Peay	3	0
									Southeast Mo. St.	3	0
									Youngstown St.	3	0
									Tennessee St.	3	1
									Tennessee St.	3	0
									Tennessee St.	3	0
									UNC Greensboro	3	2
									Jacksonville St.	3	2
									Jacksonville St.	3	2
									Evansville	3	1
									UNC Wilmington	3	0
									Eastern Ill.	3	2
									Eastern Ky.	3	1
									Eastern Ky.	3	0
									UT Martin	3	0
									UT Martin	3	0
									Alabama A&M	3	0
									SIU Edwardsville	3	1
									Murray St.	3	0
									Tennessee Tech	3	1
									Tennessee Tech	3	0
LAST 10 GAMES											
				173 H	Belmont	1	3	173 A	Belmont	3	1
				209 H	Tennessee St.	3	0	209 A	Tennessee St.	3	1
				275 H	UT Martin	3	0	219 H	Jacksonville St.	3	2
				191 A	Austin Peay	3	0	303 H	Tennessee Tech	3	0
				265 H	Eastern Ky.	3	0	275 H	UT Martin	3	0

Non-Div. I Games:

Morehead St.

RPI	S	Opponent	Score	
329	H	Savannah St.	3	0

Morehead St.

M
o
r
e
h
e
a
d
s
t
.

M
o
r
e
h
e
a
d
s
t
.

UNLV

Average RPI Win:		183	WON-LOST RECORD		WINNING PCT. RANK		LAST 10 GAMES		STRENGTH OF SCHEDULE		OPP. STRENGTH OF SCHEDULE		TEAM RPI		ADJ RPI		CONF. RPI		ADJ CONF. RPI								
Average RPI Loss:		61																									
DIV. I ONLY			17- 10		.62963 100		5- 5		82		109		75		.55553 76		7		7								
DIV. I NON-CONF.			8- 5		.61538 114		0- 0		112		181		108		.53685 108		8		8								
TOTALS		RPI 1-25		RPI 26-50		W-L RECORDS		RPI 51-100		RPI 101-150		RPI 150+															
17- 10		0- 2		0- 4		OVERALL		3- 3		4- 0		10- 1															
10- 3		0- 0		0- 2		HOME		2- 1		2- 0		6- 0															
5- 5		0- 1		0- 2		AWAY		1- 1		2- 0		2- 1															
2- 2		0- 1		0- 0		NEUTRAL		0- 1		0- 0		2- 0															
8- 5		0- 2		0- 0		NON-CONFERENCE		0- 2		1- 0		7- 1															
6- 1		0- 0		0- 0		HOME		0- 1		1- 0		5- 0															
0- 2		0- 1		0- 0		AWAY		0- 0		0- 0		0- 1															
2- 2		0- 1		0- 0		NEUTRAL		0- 1		0- 0		2- 0															
9- 5		0- 0		0- 4		CONFERENCE		3- 1		3- 0		3- 0															
4- 2		0- 0		0- 2		HOME		2- 0		1- 0		1- 0															
5- 3		0- 0		0- 2		AWAY		1- 1		2- 0		2- 0															
0- 0		0- 0		0- 0		NEUTRAL		0- 0		0- 0		0- 0															
RPI	S	Opponent		Score		RPI	S	Opponent		Score		RPI	S	Opponent		Score											
4	A	Louisville		1	3	34	A	Colorado St.		0	3	88	H	Northern Ariz.		1	3	112	A	New Mexico	3	1					
21	N	Miami (FL)		1	3	34	H	Colorado St.		0	3	90	A	Fresno St.		3	1	112	H	New Mexico	3	0					
						40	A	San Diego St.		2	3	90	H	Fresno St.		3	0	140	H	Utah Valley	3	1					
						40	H	San Diego St.		1	3	94	A	Wyoming		1	3	144	A	Boise St.	3	2					
												94	H	Wyoming		3	2	161	A	Portland	2	3					
												96	N	Idaho St.		1	3	175	N	Middle Tenn.	3	0					
																		178	A	Air Force	3	1					
																		184	H	Gonzaga	3	1					
																		209	N	Tennessee St.	3	0					
																		210	H	CSU Bakersfield	3	0					
																		238	A	Nevada	3	2					
																		238	H	Nevada	3	0					
																		293	H	Prairie View	3	0					
																		297	H	Texas Southern	3	0					
																		306	H	Citadel	3	0					
						LAST 10 GAMES																					
						90 H Fresno St.						3	0	112 A New Mexico						3	1						
						94 A Wyoming						1	3	90 A Fresno St.						3	1						
						34 A Colorado St.						0	3	34 H Colorado St.						0	3						
						238 H Nevada						3	0	94 H Wyoming						3	2						
						40 H San Diego St.						1	3	40 A San Diego St.						2	3						

Non-Div. I Games:

UNLV

Average RPI Win:		184	WON-LOST RECORD		WINNING PCT. RANK		LAST 10 GAMES		STRENGTH OF SCHEDULE		OPP. STRENGTH OF SCHEDULE		TEAM RPI		ADJ RPI		CONF. RPI		ADJ CONF. RPI	
DIV. I ONLY			21- 10		.67742 64		8- 2		108		114		76		.55486 77		16		17	
DIV. I NON-CONF.			4- 7		.36364 235		0- 0		57		26		128		.51603 126		14		13	
TOTALS		RPI 1-25		RPI 26-50		W-L RECORDS		RPI 51-100		RPI 101-150		RPI 150+								
21- 10		0- 3		0- 0		OVERALL		5- 4		2- 1		14- 2								
10- 2		0- 1		0- 0		HOME		3- 0		0- 1		7- 0								
7- 6		0- 2		0- 0		AWAY		1- 3		0- 0		6- 1								
4- 2		0- 0		0- 0		NEUTRAL		1- 1		2- 0		1- 1								
4- 7		0- 3		0- 0		NON-CONFERENCE		1- 2		2- 1		1- 1								
0- 2		0- 1		0- 0		HOME		0- 0		0- 1		0- 0								
0- 3		0- 2		0- 0		AWAY		0- 1		0- 0		0- 0								
4- 2		0- 0		0- 0		NEUTRAL		1- 1		2- 0		1- 1								
17- 3		0- 0		0- 0		CONFERENCE		4- 2		0- 0		13- 1								
10- 0		0- 0		0- 0		HOME		3- 0		0- 0		7- 0								
7- 3		0- 0		0- 0		AWAY		1- 2		0- 0		6- 1								
0- 0		0- 0		0- 0		NEUTRAL		0- 0		0- 0		0- 0								
RPI	S	Opponent		Score		RPI	S	Opponent		Score		RPI	S	Opponent		Score				
11	H	Oregon		0	3			52	N	Bowling Green		1	3	103	H	UC Santa Barbara		1	3	
12	A	Washington		0	3			80	N	Utah		3	1	108	N	Northern Ill.		3	0	
13	A	BYU		0	3			81	A	Pacific		0	3	144	N	Boise St.		3	2	
								82	A	Northern Colo.		3	2	165	A	North Dakota		0	3	
								82	H	Northern Colo.		3	0	165	H	North Dakota		3	0	
								88	A	Northern Ariz.		1	3	174	A	Montana St.		3	1	
								88	H	Northern Ariz.		3	0	174	H	Montana St.		3	1	
								96	A	Idaho St.		0	3	184	N	Gonzaga		2	3	
								96	H	Idaho St.		3	1	187	A	Sacramento St.		3	2	
														187	H	Sacramento St.		3	1	
														233	A	Southern Utah		3	2	
														233	H	Southern Utah		3	1	
														238	N	Nevada		3	0	
														245	A	Montana		3	2	
														245	H	Montana		3	1	
														262	A	Weber St.		3	0	
														262	H	Weber St.		3	0	
														287	A	Eastern Wash.		3	0	
														287	H	Eastern Wash.		3	0	
LAST 10 GAMES																				
						96	H	Idaho St.		3	1	233	A	Southern Utah		3	2			
						262	H	Weber St.		3	0	245	H	Montana		3	1			
						82	A	Northern Colo.		3	2	174	H	Montana St.		3	1			
						165	A	North Dakota		0	3	187	H	Sacramento St.		3	1			
						88	A	Northern Ariz.		1	3	287	H	Eastern Wash.		3	0			

Non-Div. I Games:

Portland St.

Average RPI Win: 145		WON-LOST	WINNING	LAST 10	STRENGTH OF		OPP. STRENGTH	TEAM	ADJ	CONF.	ADJ CONF.
Average RPI Loss: 89		RECORD	PCT. RANK	GAMES	SCHEDULE		OF SCHEDULE	RPI	RPI	RPI	RPI
DIV. I ONLY		19- 10	.65517	80	111		78	77	.55467	78	9
DIV. I NON-CONF.		9- 4	.69231	81	111		81	78	.57252	75	7
TOTALS		RPI 1-25	RPI 26-50		W-L RECORDS		RPI 51-100		RPI 101-150		RPI 150+
19- 10	0- 2	1- 1		OVERALL		5- 2		6- 3		7- 2	
6- 3	0- 1	0- 1		HOME		2- 0		3- 0		1- 1	
7- 5	0- 1	1- 0		AWAY		2- 1		1- 2		3- 1	
6- 2	0- 0	0- 0		NEUTRAL		1- 1		2- 1		3- 0	
9- 4	0- 0	1- 1		NON-CONFERENCE		1- 2		4- 1		3- 0	
1- 1	0- 0	0- 1		HOME		0- 0		1- 0		0- 0	
2- 1	0- 0	1- 0		AWAY		0- 1		1- 0		0- 0	
6- 2	0- 0	0- 0		NEUTRAL		1- 1		2- 1		3- 0	
10- 6	0- 2	0- 0		CONFERENCE		4- 0		2- 2		4- 2	
5- 2	0- 1	0- 0		HOME		2- 0		2- 0		1- 1	
5- 4	0- 1	0- 0		AWAY		2- 0		0- 2		3- 1	
0- 0	0- 0	0- 0		NEUTRAL		0- 0		0- 0		0- 0	
RPI S Opponent	Score	RPI S Opponent	Score	RPI S Opponent	Score	RPI S Opponent	Score	RPI S Opponent	Score	RPI S Opponent	Score
16 A Hawaii	1 3	41 A Arizona	3 2	59 A San Francisco	0 3	103 A UC Santa Barbara	0 3	103 H UC Santa Barbara	3 1	123 A UC Davis	2 3
16 H Hawaii	2 3	48 H Loyola Marymount	2 3	61 A Long Beach St.	3 2	123 H UC Davis	3 1	123 H UC Davis	3 1	125 A Rice	3 0
				61 H Long Beach St.	3 1	126 H Idaho	3 1	127 N LIU Brooklyn	3 2	139 N Houston Baptist	3 0
				67 N Wisconsin	1 3	140 N Utah Valley	1 3	159 A UC Irvine	0 3	159 H UC Irvine	1 3
				81 A Pacific	3 0	160 A Cal St. Fullerton	3 1	192 N James Madison	3 0	224 N Evansville	3 0
				81 H Pacific	3 2	230 A Cal Poly	3 0	230 H Cal Poly	3 0	266 A UC Riverside	3 2
				89 N Texas Tech	3 0	295 N La Salle	3 0				
LAST 10 GAMES				61 A Long Beach St.	3 2						
81 A Pacific	3 0	159 A UC Irvine	0 3	123 H UC Davis	3 1						
123 A UC Davis	2 3	123 H UC Davis	3 1	81 H Pacific	3 2						
48 H Loyola Marymount	2 3	16 A Hawaii	1 3								
103 H UC Santa Barbara	3 1										
230 H Cal Poly	3 0										

Non-Div. I Games:

Cal St. Northridge

Average RPI Win:	122	WON-LOST RECORD	WINNING PCT. RANK	LAST 10 GAMES	STRENGTH OF SCHEDULE	OPP. STRENGTH OF SCHEDULE	TEAM RPI	ADJ RPI	CONF. RPI	ADJ CONF. RPI
Average RPI Loss:	35									
DIV. I ONLY		12- 16	.42857 205	5- 5	34	18	89	.5544 79	4	5
DIV. I NON-CONF.		4- 5	.44444 197	0- 0	21	7	76	.57444 71	4	4
<hr/>										
TOTALS	RPI 1-25	RPI 26-50		W-L RECORDS	RPI 51-100		RPI 101-150		RPI 150+	
12- 16	1- 9	0- 4		OVERALL	4- 2		3- 1		4- 0	
5- 4	1- 2	0- 1		HOME	1- 1		2- 0		1- 0	
4- 9	0- 5	0- 2		AWAY	2- 1		1- 1		1- 0	
3- 3	0- 2	0- 1		NEUTRAL	1- 0		0- 0		2- 0	
4- 5	0- 4	0- 1		NON-CONFERENCE	1- 0		1- 0		2- 0	
0- 0	0- 0	0- 0		HOME	0- 0		0- 0		0- 0	
1- 2	0- 2	0- 0		AWAY	0- 0		1- 0		0- 0	
3- 3	0- 2	0- 1		NEUTRAL	1- 0		0- 0		2- 0	
8- 11	1- 5	0- 3		CONFERENCE	3- 2		2- 1		2- 0	
5- 4	1- 2	0- 1		HOME	1- 1		2- 0		1- 0	
3- 7	0- 3	0- 2		AWAY	2- 1		0- 1		1- 0	
0- 0	0- 0	0- 0		NEUTRAL	0- 0		0- 0		0- 0	
<hr/>										
RPI S	Opponent	Score		RPI S	Opponent	Score		RPI S	Opponent	Score
3 A	Texas	0	3	26 N	Purdue	0	3	60 A	Auburn	3 1
12 N	Washington	0	3	27 A	Arkansas	1	3	69 N	Western Mich.	3 1
14 A	Florida	1	3	50 A	Missouri	0	3	71 A	Georgia	3 1
15 A	Tennessee	0	3	50 H	Missouri	1	3	71 H	Georgia	2 3
15 H	Tennessee	2	3					95 A	South Carolina	2 3
18 H	Texas A&M	1	3					95 H	South Carolina	3 0
19 A	North Carolina	0	3							
24 A	Kentucky	0	3							
24 H	Kentucky	3	2							
25 N	San Diego	0	3							
				LAST 10 GAMES						
15 A Tennessee		0	3	204 H Mississippi St.		3	0			
14 A Florida		1	3	18 H Texas A&M		1	3			
50 A Missouri		0	3	24 A Kentucky		0	3			
71 A Georgia		3	1	60 A Auburn		3	1			
105 H Ole Miss		3	1	101 H Alabama		3	1			

Non-Div. I Games:

LSU

Average RPI Win: 139		WON-LOST	WINNING	LAST 10	STRENGTH OF	OPP. STRENGTH	TEAM	ADJ	CONF.	ADJ CONF.			
Average RPI Loss: 34		RECORD	PCT. RANK	GAMES	SCHEDULE	OF SCHEDULE	RPI	RPI	RPI	RPI			
DIV. I ONLY		13- 18	.41935	212	2- 8	27	31	88	.55404	80	2	2	
DIV. I NON-CONF.		9- 4	.69231	81	0- 0	106	71	74	.5736	74	2	2	
<hr/>													
TOTALS		RPI 1-25		RPI 26-50		W-L RECORDS		RPI 51-100		RPI 101-150		RPI 150+	
13- 18		0- 11		2- 3		OVERALL		3- 2		3- 2		5- 0	
6- 6		0- 5		1- 1		HOME		1- 0		2- 0		2- 0	
3- 9		0- 5		1- 1		AWAY		1- 1		1- 2		0- 0	
4- 3		0- 1		0- 1		NEUTRAL		1- 1		0- 0		3- 0	
9- 4		0- 2		0- 1		NON-CONFERENCE		2- 1		2- 0		5- 0	
3- 0		0- 0		0- 0		HOME		0- 0		1- 0		2- 0	
2- 1		0- 1		0- 0		AWAY		1- 0		1- 0		0- 0	
4- 3		0- 1		0- 1		NEUTRAL		1- 1		0- 0		3- 0	
4- 14		0- 9		2- 2		CONFERENCE		1- 1		1- 2		0- 0	
3- 6		0- 5		1- 1		HOME		1- 0		1- 0		0- 0	
1- 8		0- 4		1- 1		AWAY		0- 1		0- 2		0- 0	
0- 0		0- 0		0- 0		NEUTRAL		0- 0		0- 0		0- 0	
RPI	S	Opponent		Score	RPI	S	Opponent		Score	RPI	S	Opponent	Score
1	H	Stanford		1 <div>3</div>	41	A	Arizona		1 <div>3</div>	52	N	Bowling Green	3 2
8	A	UCLA		0 <div>3</div>	41	H	Arizona		2 <div>3</div>	58	A	Oregon St.	1 <div>3</div>
8	H	UCLA		2 <div>3</div>	45	A	Arizona St.		3 1	58	H	Oregon St.	3 1
10	A	Southern California		0 <div>3</div>	45	H	Arizona St.		3 0	77	N	Portland St.	1 <div>3</div>
10	H	Southern California		1 <div>3</div>	45	N	Santa Clara		2 <div>3</div>	93	A	Utah St.	3 2
11	A	Oregon		0 <div>3</div>									
11	H	Oregon		0 <div>3</div>									
12	A	Washington		2 <div>3</div>									
12	H	Washington		1 <div>3</div>									
13	A	BYU		0 <div>3</div>									
19	N	North Carolina		0 <div>3</div>									

Non-Div. I Games:

Utah

Average RPI Win:		164	WON-LOST RECORD		WINNING PCT. RANK		LAST 10 GAMES		STRENGTH OF SCHEDULE		OPP. STRENGTH OF SCHEDULE		TEAM RPI		ADJ RPI		CONF. RPI		ADJ CONF. RPI				
DIV. I ONLY			20- 10		.66667 70		4- 6		144		75		87		.55294 81		9		9				
DIV. I NON-CONF.			12- 1		.92308 12		0- 0		124		54		30		.63145 31		7		7				
TOTALS		RPI 1-25		RPI 26-50				W-L RECORDS		RPI 51-100				RPI 101-150				RPI 150+					
20- 10		0- 3		2- 0				OVERALL		1- 4				5- 2				12- 1					
7- 4		0- 1		0- 0				HOME		1- 2				1- 1				5- 0					
7- 6		0- 2		1- 0				AWAY		0- 2				2- 1				4- 1					
6- 0		0- 0		1- 0				NEUTRAL		0- 0				2- 0				3- 0					
12- 1		0- 1		2- 0				NON-CONFERENCE		1- 0				4- 0				5- 0					
3- 0		0- 0		0- 0				HOME		1- 0				1- 0				1- 0					
3- 1		0- 1		1- 0				AWAY		0- 0				1- 0				1- 0					
6- 0		0- 0		1- 0				NEUTRAL		0- 0				2- 0				3- 0					
8- 9		0- 2		0- 0				CONFERENCE		0- 4				1- 2				7- 1					
4- 4		0- 1		0- 0				HOME		0- 2				0- 1				4- 0					
4- 5		0- 1		0- 0				AWAY		0- 2				1- 1				3- 1					
0- 0		0- 0		0- 0				NEUTRAL		0- 0				0- 0				0- 0					
RPI	S	Opponent		Score		RPI	S	Opponent		Score		RPI	S	Opponent		Score		RPI	S	Opponent		Score	
1	A	Stanford		0	3	32	A	Marquette		3	2	61	A	Long Beach St.		0	3	103	A	UC Santa Barbara		3	2
16	A	Hawaii		2	3	45	N	Santa Clara		3	2	61	H	Long Beach St.		1	3	103	H	UC Santa Barbara		2	3
16	H	Hawaii		2	3							77	H	Portland St.		3	0	108	H	Northern Ill.		3	0
												78	A	Cal St. Northridge		2	3	123	A	UC Davis		1	3
												78	H	Cal St. Northridge		0	3	126	A	Idaho		3	2
																		132	N	Washington St.		3	0
																		133	N	Iowa		3	1
																		159	A	UC Irvine		3	0
																		159	H	UC Irvine		3	2
																		160	A	Cal St. Fullerton		2	3
																		160	H	Cal St. Fullerton		3	2
																		170	N	Loyola Chicago		3	0
																		183	A	San Jose St.		3	0
																		217	N	Milwaukee		3	1
																		230	A	Cal Poly		3	2
																		230	H	Cal Poly		3	0
																		238	H	Nevada		3	0
																		245	N	Montana		3	2
																		266	A	UC Riverside		3	2
																		266	H	UC Riverside		3	0
						LAST 10 GAMES																	
								78 H Cal St. Northridge		0	3			61 H Long Beach St.		1	3						
								16 H Hawaii		2	3			160 A Cal St. Fullerton		2	3						
								230 A Cal Poly		3	2			266 A UC Riverside		3	2						
								103 A UC Santa Barbara		3	2			16 A Hawaii		2	3						
								159 H UC Irvine		3	2			78 A Cal St. Northridge		2	3						

Non-Div. I Games:

Pacific

Average RPI Win: 189		WON-LOST	WINNING	LAST 10	STRENGTH OF		OPP. STRENGTH	TEAM	ADJ	CONF.	ADJ CONF.				
Average RPI Loss: 93		RECORD	PCT. RANK	GAMES	SCHEDULE		OF SCHEDULE	RPI	RPI	RPI	RPI				
DIV. I ONLY		21- 10	.67742	64	6- 4		124	125	83	.55175	82	16	17		
DIV. I NON-CONF.		7- 4	.63636	106	0- 2		65	49	63	.58129	61	14	13		
<hr/>															
TOTALS		RPI 1-25		RPI 26-50		W-L RECORDS		RPI 51-100		RPI 101-150		RPI 150+			
21- 10		0- 0		1- 2		OVERALL		2- 6		1- 1		17- 1			
11- 6		0- 0		1- 2		HOME		0- 4		1- 0		9- 0			
8- 4		0- 0		0- 0		AWAY		1- 2		0- 1		7- 1			
2- 0		0- 0		0- 0		NEUTRAL		1- 0		0- 0		1- 0			
<hr/>															
7- 4		0- 0		1- 2		NON-CONFERENCE		1- 1		1- 1		4- 0			
4- 3		0- 0		1- 2		HOME		0- 1		1- 0		2- 0			
1- 1		0- 0		0- 0		AWAY		0- 0		0- 1		1- 0			
2- 0		0- 0		0- 0		NEUTRAL		1- 0		0- 0		1- 0			
<hr/>															
14- 6		0- 0		0- 0		CONFERENCE		1- 5		0- 0		13- 1			
7- 3		0- 0		0- 0		HOME		0- 3		0- 0		7- 0			
7- 3		0- 0		0- 0		AWAY		1- 2		0- 0		6- 1			
0- 0		0- 0		0- 0		NEUTRAL		0- 0		0- 0		0- 0			
<hr/>															
RPI S	Opponent	Score		RPI S	Opponent	Score		RPI S	Opponent	Score		RPI S	Opponent	Score	
				29 H	Creighton	0	3	54 H	Tulsa	2	3	131 H	Ball St.	3	1
				30 H	Oklahoma	3	2	65 N	TCU	3	1	134 A	Denver	0	3
				34 H	Colorado St.	1	3	77 A	Portland St.	0	3	165 A	North Dakota	3	2
								77 H	Portland St.	2	3	165 H	North Dakota	3	2
								88 A	Northern Ariz.	3	0	171 H	North Dakota St.	3	0
								88 H	Northern Ariz.	1	3	173 A	Belmont	3	0
								96 A	Idaho St.	2	3	174 A	Montana St.	3	0
								96 H	Idaho St.	0	3	174 H	Montana St.	3	1
												178 H	Air Force	3	1
												187 A	Sacramento St.	3	2
												187 H	Sacramento St.	3	0
												233 A	Southern Utah	3	0
												233 H	Southern Utah	3	0
												245 A	Montana	1	3
												245 H	Montana	3	1
												262 A	Weber St.	3	0
												262 H	Weber St.	3	0
												280 N	Alabama A&M	3	0
												287 A	Eastern Wash.	3	0
												287 H	Eastern Wash.	3	0
<hr/>															
LAST 10 GAMES				LAST 10 GAMES				LAST 10 GAMES				LAST 10 GAMES			
88 A Northern Ariz.				3	0	165 H North Dakota				3	2				
233 A Southern Utah				3	0	187 A Sacramento St.				3	2				
34 H Colorado St.				1	3	96 H Idaho St.				0	3				
77 H Portland St.				2	3	262 H Weber St.				3	0				
287 H Eastern Wash.				3	0	134 A Denver				0	3				

Non-Div. I Games:

Northern Colo.

Average RPI Win:	185	WON-LOST RECORD	WINNING PCT. RANK	LAST 10 GAMES	STRENGTH OF SCHEDULE	OPP. STRENGTH OF SCHEDULE	TEAM RPI	ADJ RPI	CONF. RPI	ADJ CONF. RPI	
DIV. I ONLY		20- 8	.71429 54	8- 2	137	175	82	.55038 83	17	16	
DIV. I NON-CONF.		7- 3	.7 76	0- 0	74	149	62	.57732 67	16	16	
<hr/>											
TOTALS	RPI 1-25		RPI 26-50	W-L RECORDS		RPI 51-100		RPI 101-150		RPI 150+	
20- 8	0- 0		0- 0	OVERALL		1- 2		4- 5		15- 1	
12- 2	0- 0		0- 0	HOME		0- 1		4- 1		8- 0	
7- 5	0- 0		0- 0	AWAY		1- 0		0- 4		6- 1	
1- 1	0- 0		0- 0	NEUTRAL		0- 1		0- 0		1- 0	
7- 3	0- 0		0- 0	NON-CONFERENCE		0- 1		1- 2		6- 0	
4- 1	0- 0		0- 0	HOME		0- 0		1- 1		3- 0	
2- 1	0- 0		0- 0	AWAY		0- 0		0- 1		2- 0	
1- 1	0- 0		0- 0	NEUTRAL		0- 1		0- 0		1- 0	
13- 5	0- 0		0- 0	CONFERENCE		1- 1		3- 3		9- 1	
8- 1	0- 0		0- 0	HOME		0- 1		3- 0		5- 0	
5- 4	0- 0		0- 0	AWAY		1- 0		0- 3		4- 1	
0- 0	0- 0		0- 0	NEUTRAL		0- 0		0- 0		0- 0	
RPI S	Opponent	Score	RPI S	Opponent	Score	RPI S	Opponent	Score	RPI S	Opponent	Score
						87 N	Furman	0 3	104 A	New Mexico St.	0 3
						93 A	Utah St.	3 0	104 H	New Mexico St.	3 1
						93 H	Utah St.	1 3	125 H	Rice	1 3
									126 A	Idaho	1 3
									126 H	Idaho	3 1
									134 A	Denver	1 3
									134 H	Denver	3 1
									139 A	Houston Baptist	0 3
									139 H	Houston Baptist	3 0
									154 A	Texas St.	2 3
									154 H	Texas St.	3 0
									155 H	UTEP	3 2
									164 N	UAB	3 2
									173 H	Belmont	3 0
									173 H	Belmont	3 1
									175 A	Middle Tenn.	3 1
									183 A	San Jose St.	3 0
									183 H	San Jose St.	3 1
									221 A	Houston	3 1
									226 A	Texas-Arlington	3 0
									226 H	Texas-Arlington	3 0
									227 A	Seattle	3 1
									227 H	Seattle	3 0
									308 A	Louisiana Tech	3 0
									308 H	Louisiana Tech	3 0
LAST 10 GAMES			LAST 10 GAMES			LAST 10 GAMES			LAST 10 GAMES		
			183 A	San Jose St.	3 0	227 H	Seattle	3 0	227 H	Seattle	3 0
			104 H	New Mexico St.	3 1	126 H	Idaho	3 1	308 A	Louisiana Tech	3 0
			134 H	Denver	3 1	154 A	Texas St.	2 3	308 H	Louisiana Tech	3 0
			308 A	Louisiana Tech	3 0	93 A	Utah St.	3 0			
			226 A	Texas-Arlington	3 0	134 A	Denver	1 3			

Non-Div. I Games:

UTSA

Average RPI Win: 156		WON-LOST	WINNING	LAST 10	STRENGTH OF	OPP. STRENGTH	TEAM	ADJ	CONF.	ADJ CONF.		
Average RPI Loss: 55		RECORD	PCT. RANK	GAMES	SCHEDULE	OF SCHEDULE	RPI	RPI	RPI	RPI		
DIV. I ONLY		16- 15	.51613	162	6- 4	42	69	79	.5499	84	6	6
DIV. I NON-CONF.		9- 3	.75	58	1- 0	55	207	44	.59645	46	6	6
<hr/>												
TOTALS		RPI 1-25	RPI 26-50		W-L RECORDS		RPI 51-100		RPI 101-150		RPI 150+	
16- 15		0- 7	0- 1		OVERALL		4- 4		4- 2		8- 1	
6- 8		0- 4	0- 0		HOME		2- 2		1- 2		3- 0	
6- 7		0- 3	0- 1		AWAY		2- 2		2- 0		2- 1	
4- 0		0- 0	0- 0		NEUTRAL		0- 0		1- 0		3- 0	
9- 3		0- 2	0- 0		NON-CONFERENCE		0- 0		2- 1		7- 0	
2- 3		0- 2	0- 0		HOME		0- 0		0- 1		2- 0	
3- 0		0- 0	0- 0		AWAY		0- 0		1- 0		2- 0	
4- 0		0- 0	0- 0		NEUTRAL		0- 0		1- 0		3- 0	
7- 12		0- 5	0- 1		CONFERENCE		4- 4		2- 1		1- 1	
4- 5		0- 2	0- 0		HOME		2- 2		1- 1		1- 0	
3- 7		0- 3	0- 1		AWAY		2- 2		1- 0		0- 1	
0- 0		0- 0	0- 0		NEUTRAL		0- 0		0- 0		0- 0	
RPI S	Opponent	Score	RPI S	Opponent	Score	RPI S	Opponent	Score	RPI S	Opponent	Score	
9 A	Florida St.	0 3	42 A North Carolina St.	0 3	57 A Clemson	3 0	113 N	St. John's (NY)	3 0			
9 H	Florida St.	1 3					121 H	Seton Hall	1 3			
15 H	Tennessee	0 3					127 A	LIU Brooklyn	3 0			
19 A	North Carolina	1 3					136 A	Virginia	3 0			
20 H	Ohio St.	2 3					136 H	Virginia	3 1			
21 A	Miami (FL)	0 3					143 H	Boston College	1 3			
21 H	Miami (FL)	0 3					156 A	Wake Forest	1 3			
							156 H	Wake Forest	3 1			
							172 H	George Washington	3 0			
							176 A	American	3 0			
			205 A	Villanova	3 0							
			247 N	New Hampshire	3 2							
			250 H	Binghamton	3 0							
			258 N	Robert Morris	3 0							
			264 N	NJIT	3 0							
<hr/>												
LAST 10 GAMES												
21 A	Miami (FL)	0 3	156 H	Wake Forest	3 1							
9 A	Florida St.	0 3	57 H	Clemson	2 3							
64 A	Virginia Tech	3 1	63 H	Georgia Tech	3 2							
136 A	Virginia	3 0	176 A	American	3 0							
68 H	Duke	3 2	42 A	North Carolina St.	0 3							

Non-Div. I Games:

Maryland

Average RPI Win: 207		WON-LOST RECORD	WINNING PCT. RANK	LAST 10 GAMES	STRENGTH OF SCHEDULE	OPP. STRENGTH OF SCHEDULE	TEAM RPI	ADJ RPI		CONF. RPI	ADJ CONF. RPI	
Average RPI Loss: 159												
DIV. I ONLY		25- 4	.86207	12	9- 1	261	179	73	.54962	85	19	18
DIV. I NON-CONF.		13- 3	.8125	45	0- 0	258	176	109	.5315	115	19	19
<hr/>												
TOTALS		RPI 1-25		RPI 26-50		W-L RECORDS		RPI 51-100		RPI 101-150		RPI 150+
25- 4		0- 0		0- 0		OVERALL		2- 1		4- 0		19- 3
8- 1		0- 0		0- 0		HOME		0- 0		2- 0		6- 1
9- 2		0- 0		0- 0		AWAY		0- 1		1- 0		8- 1
8- 1		0- 0		0- 0		NEUTRAL		2- 0		1- 0		5- 1
13- 3		0- 0		0- 0		NON-CONFERENCE		2- 1		1- 0		10- 2
2- 0		0- 0		0- 0		HOME		0- 0		0- 0		2- 0
3- 2		0- 0		0- 0		AWAY		0- 1		0- 0		3- 1
8- 1		0- 0		0- 0		NEUTRAL		2- 0		1- 0		5- 1
12- 1		0- 0		0- 0		CONFERENCE		0- 0		3- 0		9- 1
6- 1		0- 0		0- 0		HOME		0- 0		2- 0		4- 1
6- 0		0- 0		0- 0		AWAY		0- 0		1- 0		5- 0
0- 0		0- 0		0- 0		NEUTRAL		0- 0		0- 0		0- 0
RPI S	Opponent	Score	RPI S	Opponent	Score	RPI S	Opponent	Score	RPI S	Opponent	Score	
						64 A	Virginia Tech	0 3	113 N	St. John's (NY)	3 0	
						87 N	Furman	3 1	118 H	Northeastern	3 0	
						89 N	Texas Tech	3 0	142 A	Delaware	3 1	
									142 H	Delaware	3 0	
									151 H	Hofstra	2 3	
									151 H	Hofstra	3 0	
									175 N	Middle Tenn.	1 3	
									192 A	James Madison	3 2	
									195 A	Penn	3 2	
									200 A	William & Mary	3 0	
									200 H	William & Mary	3 1	
									206 N	Kennesaw St.	3 0	
									232 A	Charlotte	3 1	
									234 A	UNC Wilmington	3 0	
									234 H	UNC Wilmington	3 1	
									237 N	Harvard	3 0	
									243 A	Georgia St.	3 0	
									243 H	Georgia St.	3 0	
									245 A	Montana	2 3	
									246 N	UMBC	3 0	
									251 H	Loyola Maryland	3 0	
									268 N	UNC Asheville	3 0	
									277 A	George Mason	3 1	
									286 N	Coppin St.	3 0	
									295 H	La Salle	3 1	
									299 A	Morgan St.	3 0	
			LAST 10 GAMES									
			151 H	Hofstra	2 3	118 H	Northeastern	3 0	277 A	George Mason	3 1	
			200 H	William & Mary	3 1	151 H	Hofstra	3 0	286 N	Coppin St.	3 0	
			234 H	UNC Wilmington	3 1	192 A	James Madison	3 2	295 H	La Salle	3 1	
			243 A	Georgia St.	3 0	277 A	George Mason	3 1	299 A	Morgan St.	3 0	
			142 A	Delaware	3 1	234 A	UNC Wilmington	3 0				

Non-Div. I Games:

Towson

Average RPI Win:	204	WON-LOST	WINNING	LAST 10	STRENGTH OF	OPP. STRENGTH	TEAM	ADJ	CONF.	ADJ CONF.	
Average RPI Loss:	61	RECORD	PCT. RANK	GAMES	SCHEDULE	OF SCHEDULE	RPI	RPI	RPI	RPI	
DIV. I ONLY	21- 8	.72414	51	5- 5	200	128	90	.54829	86	10	10
DIV. I NON-CONF.	10- 1	.90909	17	0- 0	214	199	68	.57443	72	10	10
<hr/>											
TOTALS	RPI 1-25	RPI 26-50		W-L RECORDS		RPI 51-100		RPI 101-150		RPI 150+	
21- 8	0- 0	1- 5		OVERALL		2- 3		1- 0		17- 0	
11- 2	0- 0	1- 2		HOME		2- 0		0- 0		8- 0	
7- 5	0- 0	0- 3		AWAY		0- 2		0- 0		7- 0	
3- 1	0- 0	0- 0		NEUTRAL		0- 1		1- 0		2- 0	
<hr/>											
10- 1	0- 0	0- 0		NON-CONFERENCE		0- 1		1- 0		9- 0	
4- 0	0- 0	0- 0		HOME		0- 0		0- 0		4- 0	
3- 0	0- 0	0- 0		AWAY		0- 0		0- 0		3- 0	
3- 1	0- 0	0- 0		NEUTRAL		0- 1		1- 0		2- 0	
<hr/>											
11- 7	0- 0	1- 5		CONFERENCE		2- 2		0- 0		8- 0	
7- 2	0- 0	1- 2		HOME		2- 0		0- 0		4- 0	
4- 5	0- 0	0- 3		AWAY		0- 2		0- 0		4- 0	
0- 0	0- 0	0- 0		NEUTRAL		0- 0		0- 0		0- 0	
<hr/>											
RPI S	Opponent	Score	RPI S	Opponent	Score	RPI S	Opponent	Score	RPI S	Opponent	Score
			29 A Creighton	1	3	91 A Missouri St.	1	3	141 N Valparaiso	3	0
			29 H Creighton	3	1	91 H Missouri St.	3	1	168 H UALR	3	0
			43 A UNI	0	3	92 A Illinois St.	2	3	182 A Saint Louis	3	1
			43 H UNI	1	3	92 H Illinois St.	3	0	190 H Nicholls St.	3	0
			44 A Wichita St.	0	3	98 N Eastern Mich.	1	3	191 N Austin Peay	3	0
			44 H Wichita St.	1	3				194 H Southeast Mo. St.	3	2
									208 N South Ala.	3	1
									224 A Evansville	3	1
									224 H Evansville	3	0
									231 A Bradley	3	2
									231 H Bradley	3	1
									236 A Memphis	3	0
									255 A Drake	3	1
									255 H Drake	3	1
									275 H UT Martin	3	0
									284 A Indiana St.	3	0
									284 H Indiana St.	3	0
									292 A Murray St.	3	2
<hr/>											
			LAST 10 GAMES								
			284 A Indiana St.	3	0	29 A Creighton	1	3			
			92 A Illinois St.	2	3	255 A Drake	3	1			
			231 H Bradley	3	1	91 H Missouri St.	3	1			
			43 H UNI	1	3	44 H Wichita St.	1	3			
			224 A Evansville	3	1	43 A UNI	0	3			

Non-Div. I Games:

Southern Ill.

Average RPI Win:	191	WON-LOST	WINNING	LAST 10	STRENGTH OF	OPP. STRENGTH	TEAM	ADJ	CONF.	ADJ CONF.			
Average RPI Loss:	128	RECORD	PCT. RANK	GAMES	SCHEDULE	OF SCHEDULE	RPI	RPI	RPI	RPI			
DIV. I ONLY	23- 6	.7931	24	7- 3	231	147	81	.54781	88	16	17		
DIV. I NON-CONF.	8- 1	.88889	23	0- 0	236	112	73	.5716	76	14	13		
<hr/>													
TOTALS	RPI 1-25	RPI 26-50		W-L RECORDS		RPI 51-100		RPI 101-150		RPI 150+			
23- 6	0- 0	0- 1		OVERALL		5- 3		1- 0		17- 2			
8- 2	0- 0	0- 0		HOME		2- 1		0- 0		6- 1			
9- 4	0- 0	0- 1		AWAY		2- 2		1- 0		6- 1			
6- 0	0- 0	0- 0		NEUTRAL		1- 0		0- 0		5- 0			
<hr/>													
8- 1	0- 0	0- 1		NON-CONFERENCE		2- 0		1- 0		5- 0			
0- 0	0- 0	0- 0		HOME		0- 0		0- 0		0- 0			
2- 1	0- 0	0- 1		AWAY		1- 0		1- 0		0- 0			
6- 0	0- 0	0- 0		NEUTRAL		1- 0		0- 0		5- 0			
<hr/>													
15- 5	0- 0	0- 0		CONFERENCE		3- 3		0- 0		12- 2			
8- 2	0- 0	0- 0		HOME		2- 1		0- 0		6- 1			
7- 3	0- 0	0- 0		AWAY		1- 2		0- 0		6- 1			
0- 0	0- 0	0- 0		NEUTRAL		0- 0		0- 0		0- 0			
<hr/>													
RPI	S	Opponent	Score	RPI	S	Opponent	Score	RPI	S	Opponent	Score		
				39	A	California	1 3	76	A	UNLV	3 1		
								77	A	Portland St.	0 3		
								77	H	Portland St.	3 1		
								82	A	Northern Colo.	3 1		
								82	H	Northern Colo.	0 3		
								90	N	Fresno St.	3 1		
								96	A	Idaho St.	1 3		
								96	H	Idaho St.	3 1		
										102	A	Colorado	3 1
										165	A	North Dakota	3 0
										165	H	North Dakota	3 2
										174	A	Montana St.	3 2
										174	H	Montana St.	3 0
										187	A	Sacramento St.	2 3
										187	H	Sacramento St.	3 1
										195	N	Penn	3 1
										210	N	CSU Bakersfield	3 1
										233	A	Southern Utah	3 1
										233	H	Southern Utah	3 0
										245	A	Montana	3 0
										245	H	Montana	3 0
										256	N	Cornell	3 0
										262	A	Weber St.	3 0
										262	H	Weber St.	3 2
										266	N	UC Riverside	3 0
										287	A	Eastern Wash.	3 1
										287	H	Eastern Wash.	2 3
										306	N	Citadel	3 0
<hr/>													
LAST 10 GAMES													
				82	H	Northern Colo.	0 3	287	H	Eastern Wash.	2 3		
				165	H	North Dakota	3 2	233	H	Southern Utah	3 0		
				174	A	Montana St.	3 2	187	A	Sacramento St.	2 3		
				245	A	Montana	3 0	96	H	Idaho St.	3 1		
				77	H	Portland St.	3 1	262	H	Weber St.	3 2		

Non-Div. I Games:

Northern Ariz.

Average RPI Win:		170	WON-LOST RECORD		WINNING PCT. RANK		LAST 10 GAMES		STRENGTH OF SCHEDULE		OPP. STRENGTH OF SCHEDULE		TEAM RPI		ADJ RPI		CONF. RPI		ADJ CONF. RPI	
DIV. I ONLY			14- 16		.46667 186		3- 7		38		64		91		.54773 89		3		3	
DIV. I NON-CONF.			11- 5		.6875 88		0- 0		83		198		79		.56662 82		3		3	
TOTALS		RPI 1-25		RPI 26-50		W-L RECORDS		RPI 51-100		RPI 101-150		RPI 150+								
14- 16		1- 6		0- 3		OVERALL		1- 5		4- 1		8- 1								
6- 5		1- 3		0- 1		HOME		0- 1		2- 0		3- 0								
3- 9		0- 3		0- 2		AWAY		0- 2		1- 1		2- 1								
5- 2		0- 0		0- 0		NEUTRAL		1- 2		1- 0		3- 0								
11- 5		0- 0		0- 1		NON-CONFERENCE		1- 2		4- 1		6- 1								
4- 0		0- 0		0- 0		HOME		0- 0		2- 0		2- 0								
2- 3		0- 0		0- 1		AWAY		0- 0		1- 1		1- 1								
5- 2		0- 0		0- 0		NEUTRAL		1- 2		1- 0		3- 0								
3- 11		1- 6		0- 2		CONFERENCE		0- 3		0- 0		2- 0								
2- 5		1- 3		0- 1		HOME		0- 1		0- 0		1- 0								
1- 6		0- 3		0- 1		AWAY		0- 2		0- 0		1- 0								
0- 0		0- 0		0- 0		NEUTRAL		0- 0		0- 0		0- 0								
RPI	S	Opponent		Score		RPI	S	Opponent		Score		RPI	S	Opponent		Score				
3	A	Texas		0 3		30	A	Oklahoma		0 3		51	A	Baylor		1 3				
3	H	Texas		0 3		30	H	Oklahoma		0 3		65	A	TCU		0 3				
6	H	Kansas		0 3		49	A	Central Ark.		1 3		65	H	TCU		0 3				
17	A	Kansas St.		2 3								78	N	Cal St. Northridge		0 3				
17	H	Kansas St.		3 1								85	N	Towson		0 3				
23	A	Iowa St.		0 3								87	N	Furman		3 2				
23	H	Iowa St.		1 3																
														</						

Non-Div. I Games:

Texas Tech

Average RPI Win:		182	WON-LOST RECORD		WINNING PCT. RANK		LAST 10 GAMES		STRENGTH OF SCHEDULE		OPP. STRENGTH OF SCHEDULE		TEAM RPI		ADJ RPI		CONF. RPI		ADJ CONF. RPI	
DIV. I ONLY			16- 14		.53333 148		5- 5		67		103		93		.54704 91		10		10	
DIV. I NON-CONF.			6- 6		.5 158		0- 0		16		84		72		.57943 64		10		10	
TOTALS		RPI 1-25		RPI 26-50		W-L RECORDS		RPI 51-100		RPI 101-150		RPI 150+								
16- 14		0- 2		2- 6		OVERALL		3- 4		1- 1		10- 1								
12- 5		0- 1		2- 2		HOME		2- 1		1- 1		7- 0								
4- 7		0- 1		0- 4		AWAY		1- 1		0- 0		3- 1								
0- 2		0- 0		0- 0		NEUTRAL		0- 2		0- 0		0- 0								
6- 6		0- 2		1- 1		NON-CONFERENCE		1- 2		1- 1		3- 0								
6- 2		0- 1		1- 0		HOME		1- 0		1- 1		3- 0								
0- 2		0- 1		0- 1		AWAY		0- 0		0- 0		0- 0								
0- 2		0- 0		0- 0		NEUTRAL		0- 2		0- 0		0- 0								
10- 8		0- 0		1- 5		CONFERENCE		2- 2		0- 0		7- 1								
6- 3		0- 0		1- 2		HOME		1- 1		0- 0		4- 0								
4- 5		0- 0		0- 3		AWAY		1- 1		0- 0		3- 1								
0- 0		0- 0		0- 0		NEUTRAL		0- 0		0- 0		0- 0								
RPI	S	Opponent		Score		RPI	S	Opponent		Score		RPI	S	Opponent		Score				
17	A	Kansas St.		0	3	29	A	Creighton		2	3	54	N	Tulsa		0	3			
22	H	Dayton		0	3	29	H	Creighton		2	3	69	N	Western Mich.		1	3			
						30	A	Oklahoma		1	3	86	A	Southern Ill.		1	3			
						43	A	UNI		0	3	86	H	Southern Ill.		3	1			
						43	H	UNI		3	1	92	A	Illinois St.		3	2			
						44	A	Wichita St.		1	3	92	H	Illinois St.		2	3			
						44	H	Wichita St.		1	3	99	H	Oral Roberts		3	2			
						49	H	Central Ark.		3	1									

Non-Div. I Games:

Missouri St.

Average RPI Win:		194	WON-LOST RECORD		WINNING PCT. RANK		LAST 10 GAMES		STRENGTH OF SCHEDULE		OPP. STRENGTH OF SCHEDULE		TEAM RPI		ADJ RPI		CONF. RPI		ADJ CONF. RPI				
DIV. I ONLY			17- 11		.60714 109		7- 3		118		108		103		.54502 92		10		10				
DIV. I NON-CONF.			6- 4		.6 121		0- 0		110		125		104		.54717 98		10		10				
TOTALS		RPI 1-25		RPI 26-50				W-L RECORDS		RPI 51-100				RPI 101-150				RPI 150+					
17- 11		1- 0		1- 5				OVERALL		2- 4				1- 2				12- 0					
8- 4		1- 0		1- 2				HOME		1- 2				0- 0				5- 0					
6- 6		0- 0		0- 3				AWAY		1- 1				0- 2				5- 0					
3- 1		0- 0		0- 0				NEUTRAL		0- 1				1- 0				2- 0					
6- 4		1- 0		0- 0				NON-CONFERENCE		0- 2				1- 2				4- 0					
2- 1		1- 0		0- 0				HOME		0- 1				0- 0				1- 0					
1- 2		0- 0		0- 0				AWAY		0- 0				0- 2				1- 0					
3- 1		0- 0		0- 0				NEUTRAL		0- 1				1- 0				2- 0					
11- 7		0- 0		1- 5				CONFERENCE		2- 2				0- 0				8- 0					
6- 3		0- 0		1- 2				HOME		1- 1				0- 0				4- 0					
5- 4		0- 0		0- 3				AWAY		1- 1				0- 0				4- 0					
0- 0		0- 0		0- 0				NEUTRAL		0- 0				0- 0				0- 0					
RPI	S	Opponent		Score		RPI	S	Opponent		Score		RPI	S	Opponent		Score							
21	H	Miami (FL)		3	1	29	A	Creighton		1	3	58	H	Oregon St.		2	3	115	N	FGCU	3	0	
						29	H	Creighton		0	3	66	N	VCU		1	3	131	A	Ball St.	1	3	
						43	A	UNI		1	3	86	A	Southern Ill.		0	3	141	A	Valparaiso	1	3	
						43	H	UNI		0	3	86	H	Southern Ill.		3	2	197	H	Presbyterian	3	0	
						44	A	Wichita St.		1	3	91	A	Missouri St.		3	2	222	A	Toledo	3	1	
						44	H	Wichita St.		3	1	91	H	Missouri St.		2	3	224	A	Evansville	3	0	
																		224	H	Evansville	3	1	
																		231	A	Bradley	3	0	
																		231	H	Bradley	3	1	
																		236	N	Memphis	3	0	
																		255	A	Drake	3	0	
																		255	H	Drake	3	0	
																		284	A	Indiana St.	3	0	
																		284	H	Indiana St.	3	0	
																		291	N	Gardner-Webb	3	0	
						LAST 10 GAMES																	
						224	H	Evansville		3	1	91	H	Missouri St.		2	3						
						86	H	Southern Ill.		3	2	284	H	Indiana St.		3	0						
						29	A	Creighton		1	3	43	A	UNI		1	3						
						255	A	Drake		3	0	231	A	Bradley		3	0						
						44	H	Wichita St.		3	1	255	H	Drake		3	0						

Non-Div. I Games:

Illinois St.

Average RPI Win:	194	WON-LOST RECORD	WINNING PCT. RANK	LAST 10 GAMES	STRENGTH OF SCHEDULE	OPP. STRENGTH OF SCHEDULE	TEAM RPI	ADJ RPI	CONF. RPI	ADJ CONF. RPI						
DIV. I ONLY		20- 8	.71429	54	8- 2	203	128	92	.54143	93	17	16				
DIV. I NON-CONF.		5- 5	.5	158	0- 0	184	59	166	.49362	156	16	16				
<hr/>																
TOTALS	RPI 1-25	RPI 26-50		W-L RECORDS		RPI 51-100		RPI 101-150		RPI 150+						
20- 8	0- 1	0- 2		OVERALL		1- 2		5- 2		14- 1						
10- 4	0- 0	0- 0		HOME		0- 2		2- 2		8- 0						
8- 3	0- 1	0- 1		AWAY		1- 0		3- 0		4- 1						
2- 1	0- 0	0- 1		NEUTRAL		0- 0		0- 0		2- 0						
<hr/>																
5- 5	0- 1	0- 2		NON-CONFERENCE		0- 1		0- 1		5- 0						
3- 2	0- 0	0- 0		HOME		0- 1		0- 1		3- 0						
0- 2	0- 1	0- 1		AWAY		0- 0		0- 0		0- 0						
2- 1	0- 0	0- 1		NEUTRAL		0- 0		0- 0		2- 0						
<hr/>																
15- 3	0- 0	0- 0		CONFERENCE		1- 1		5- 1		9- 1						
7- 2	0- 0	0- 0		HOME		0- 1		2- 1		5- 0						
8- 1	0- 0	0- 0		AWAY		1- 0		3- 0		4- 1						
0- 0	0- 0	0- 0		NEUTRAL		0- 0		0- 0		0- 0						
<hr/>																
RPI	S	Opponent	Score		RPI	S	Opponent	Score		RPI	S	Opponent	Score			
17	A	Kansas St.	0	3	31	N	St. Mary's (CA)	0	3	80	H	Utah	2	3		
					40	A	San Diego St.	1	3	83	A	UTSA	3	1		
										83	H	UTSA	0	3		
												104	A	New Mexico St.	3	1
												104	H	New Mexico St.	3	0
												126	A	Idaho	3	2
												126	H	Idaho	0	3
												134	A	Denver	3	2
												134	H	Denver	3	2
												140	H	Utah Valley	2	3
												154	A	Texas St.	3	0
												154	H	Texas St.	3	0
												161	H	Portland	3	0
												183	A	San Jose St.	0	3
												183	H	San Jose St.	3	0
												226	A	Texas-Arlington	3	0
												226	H	Texas-Arlington	3	0
												227	A	Seattle	3	0
												227	H	Seattle	3	2
												233	H	Southern Utah	3	1
												245	N	Montana	3	2
												262	H	Weber St.	3	0
												276	N	Sacred Heart	3	1
												308	A	Louisiana Tech	3	1
												308	H	Louisiana Tech	3	0
<hr/>																
LAST 10 GAMES																
154 H Texas St.					3	0	226 H Texas-Arlington					3	0			
183 A San Jose St.					0	3	227 A Seattle					3	0			
104 A New Mexico St.					3	1	126 A Idaho					3	2			
134 A Denver					3	2	83 H UTSA					0	3			
308 H Louisiana Tech					3	0	183 H San Jose St.					3	0			

Non-Div. I Games:

Utah St.

Average RPI Win: 179		WON-LOST	WINNING	LAST 10	STRENGTH OF	OPP. STRENGTH	TEAM	ADJ	CONF.	ADJ CONF.		
Average RPI Loss: 48		RECORD	PCT. RANK	GAMES	SCHEDULE	OF SCHEDULE	RPI	RPI	RPI	RPI		
DIV. I ONLY		17- 14	.54839	140	3- 7	92	66	97	.54121	95	4	5
DIV. I NON-CONF.		12- 0	1	1	0- 0	141	233	34	.61921	37	4	4
<hr/>												
TOTALS		RPI 1-25	RPI 26-50		W-L RECORDS	RPI 51-100		RPI 101-150		RPI 150+		
17- 14		0- 7	0- 1		OVERALL	3- 3		2- 3		12- 0		
10- 6		0- 3	0- 0		HOME	3- 1		1- 2		6- 0		
4- 8		0- 4	0- 1		AWAY	0- 2		1- 1		3- 0		
3- 0		0- 0	0- 0		NEUTRAL	0- 0		0- 0		3- 0		
12- 0		0- 0	0- 0		NON-CONFERENCE	1- 0		1- 0		10- 0		
7- 0		0- 0	0- 0		HOME	1- 0		1- 0		5- 0		
2- 0		0- 0	0- 0		AWAY	0- 0		0- 0		2- 0		
3- 0		0- 0	0- 0		NEUTRAL	0- 0		0- 0		3- 0		
5- 14		0- 7	0- 1		CONFERENCE	2- 3		1- 3		2- 0		
3- 6		0- 3	0- 0		HOME	2- 1		0- 2		1- 0		
2- 8		0- 4	0- 1		AWAY	0- 2		1- 1		1- 0		
0- 0		0- 0	0- 0		NEUTRAL	0- 0		0- 0		0- 0		
RPI	S	Opponent	Score	RPI	S	Opponent	Score	RPI	S	Opponent	Score	
14	A	Florida	0 <div>3</div>	50	A	Missouri	0 <div>3</div>	57	H	Clemson	3 0	
14	H	Florida	1 <div>3</div>					60	A	Auburn	1 <div>3</div>	
15	A	Tennessee	1 <div>3</div>					60	H	Auburn	0 <div>3</div>	
15	H	Tennessee	0 <div>3</div>					71	H	Georgia	3 0	
18	A	Texas A&M	0 <div>3</div>					79	A	LSU	0 <div>3</div>	
18	H	Texas A&M	0 <div>3</div>					79	H	LSU	3 2	
24	A	Kentucky	0 <div>3</div>									

Non-Div. I Games:

South Carolina

Average RPI Win:	189	WON-LOST RECORD	WINNING PCT. RANK	LAST 10 GAMES	STRENGTH OF SCHEDULE	OPP. STRENGTH OF SCHEDULE	TEAM RPI	ADJ RPI	CONF. RPI	ADJ CONF. RPI	
Average RPI Loss:	132										
DIV. I ONLY	22- 7	.75862	39	7- 3	214	159	85	.54049	96	16	17
DIV. I NON-CONF.	6- 3	.66667	90	0- 0	202	130	121	.51953	122	14	13
<hr/>											
TOTALS	RPI 1-25	RPI 26-50		W-L RECORDS	RPI 51-100		RPI 101-150		RPI 150+		
22- 7	0- 0	0- 1		OVERALL	5- 3		1- 0		16- 3		
10- 0	0- 0	0- 0		HOME	3- 0		0- 0		7- 0		
8- 5	0- 0	0- 0		AWAY	1- 2		1- 0		6- 3		
4- 2	0- 0	0- 1		NEUTRAL	1- 1		0- 0		3- 0		
6- 3	0- 0	0- 1		NON-CONFERENCE	1- 1		1- 0		4- 1		
0- 0	0- 0	0- 0		HOME	0- 0		0- 0		0- 0		
2- 1	0- 0	0- 0		AWAY	0- 0		1- 0		1- 1		
4- 2	0- 0	0- 1		NEUTRAL	1- 1		0- 0		3- 0		
16- 4	0- 0	0- 0		CONFERENCE	4- 2		0- 0		12- 2		
10- 0	0- 0	0- 0		HOME	3- 0		0- 0		7- 0		
6- 4	0- 0	0- 0		AWAY	1- 2		0- 0		5- 2		
0- 0	0- 0	0- 0		NEUTRAL	0- 0		0- 0		0- 0		
RPI S	Opponent	Score	RPI S	Opponent	Score	RPI S	Opponent	Score	RPI S	Opponent	Score
			45 N	Arizona St.	2 3	76 N	UNLV	3 1	113 A	St. John's (NY)	3 1
						77 A	Portland St.	1 3	155 A	UTEP	3 0
						77 H	Portland St.	3 0	161 A	Portland	2 3
						82 A	Northern Colo.	3 0	165 A	North Dakota	3 0
						82 H	Northern Colo.	3 2	165 H	North Dakota	3 1
						88 A	Northern Ariz.	1 3	174 A	Montana St.	2 3
						88 H	Northern Ariz.	3 1	174 H	Montana St.	3 0
						90 N	Fresno St.	0 3	187 A	Sacramento St.	3 2
									187 H	Sacramento St.	3 2
									209 N	Tennessee St.	3 0
									233 A	Southern Utah	3 1
									233 H	Southern Utah	3 0
									245 A	Montana	3 2
									245 H	Montana	3 0
									262 A	Weber St.	3 1
									262 H	Weber St.	3 0
									287 A	Eastern Wash.	1 3
									287 H	Eastern Wash.	3 0
									311 N	Fairleigh Dickinson	3 0
									323 N	St. Francis (NY)	3 0
<hr/>											
LAST 10 GAMES											
			77 A	Portland St.	1 3	245 H	Montana	3 0			
			287 A	Eastern Wash.	1 3	82 A	Northern Colo.	3 0			
			187 H	Sacramento St.	3 2	165 A	North Dakota	3 0			
			262 A	Weber St.	3 1	88 A	Northern Ariz.	1 3			
			174 H	Montana St.	3 0	233 A	Southern Utah	3 1			

Non-Div. I Games:

Idaho St.

Average RPI Win:		162	WON-LOST RECORD		WINNING PCT. RANK		LAST 10 GAMES		STRENGTH OF SCHEDULE		OPP. STRENGTH OF SCHEDULE		TEAM RPI		ADJ RPI		CONF. RPI		ADJ CONF. RPI	
Average RPI Loss:		91	18- 15		.54545 144		5- 5		78		106		98		.53663 98		11		11	
DIV. I ONLY			10- 6		.625 112		0- 0		34		108		49		.59148 49		11		11	
DIV. I NON-CONF.																				
TOTALS		RPI 1-25		RPI 26-50		W-L RECORDS		RPI 51-100		RPI 101-150		RPI 150+								
18- 15		0- 0		0- 2		OVERALL		2- 8		7- 3		9- 2								
4- 5		0- 0		0- 0		HOME		0- 3		2- 1		2- 1								
7- 6		0- 0		0- 1		AWAY		0- 2		4- 2		3- 1								
7- 4		0- 0		0- 1		NEUTRAL		2- 3		1- 0		4- 0								
10- 6		0- 0		0- 2		NON-CONFERENCE		2- 3		3- 1		5- 0								
0- 1		0- 0		0- 0		HOME		0- 1		0- 0		0- 0								
3- 2		0- 0		0- 1		AWAY		0- 0		2- 1		1- 0								
7- 3		0- 0		0- 1		NEUTRAL		2- 2		1- 0		4- 0								
8- 9		0- 0		0- 0		CONFERENCE		0- 5		4- 2		4- 2								
4- 4		0- 0		0- 0		HOME		0- 2		2- 1		2- 1								
4- 4		0- 0		0- 0		AWAY		0- 2		2- 1		2- 1								
0- 1		0- 0		0- 0		NEUTRAL		0- 1		0- 0		0- 0								
RPI	S	Opponent		Score		RPI	S	Opponent		Score		RPI	S	Opponent		Score				
				28	N	Western Ky.	1	3	52	H	Bowling Green	2	3	108	A	Northern Ill.	3	1		
				33	A	Michigan	0	3	52	N	Bowling Green	0	3	108	H	Northern Ill.	3	0		
									56	N	IPFW	0	3	109	N	A&M-Corpus Christi	3	0		
									62	A	Ohio	0	3	111	A	North Texas	3	2		
									68	N	Duke	1	3	128	A	Central Mich.	0	3		
									69	A	Western Mich.	0	3	128	H	Central Mich.	3	0		
									69	H	Western Mich.	2	3	131	A	Ball St.	3	1		
									72	H	Cleveland St.	2	3	131	H	Ball St.	0	3		
									86	N	Southern Ill.	3	1	138	A	Oakland	2	3		
									99	N	Oral Roberts	3	2	150	A	Ill.-Chicago	3	1		
														151	N	Hofstra	3	0		
														168	N	UALR	3	1		
														169	A	Akron	1	3		
														191	N	Austin Peay	3	0		
														222	A	Toledo	3	2		
														222	H	Toledo	3	2		
														226	N	Texas-Arlington	3	2		
														228	A	Buffalo	3	1		
														235	H	Kent St.	3	0		
														236	A	Memphis	3	0		
														240	H	Miami (OH)	0	3		
LAST 10 GAMES																				
				52	N	Bowling Green	0	3	69	A	Western Mich.	0	3							
				222	H	Toledo	3	2	108	A	Northern Ill.	3	1							
				131	H	Ball St.	0	3	228	A	Buffalo	3	1							
				235	H	Kent St.	3	0	169	A	Akron	1	3							
				128	H	Central Mich.	3	0	240	H	Miami (OH)	0	3							

Non-Div. I Games:

Eastern Mich.

Average RPI Win:	183	WON-LOST RECORD	WINNING PCT. RANK	LAST 10 GAMES	STRENGTH OF SCHEDULE	OPP. STRENGTH OF SCHEDULE	TEAM RPI	ADJ RPI	CONF. RPI	ADJ CONF. RPI	
Average RPI Loss:	102										
DIV. I ONLY	17- 15	.53125	152	7- 3	57	156	95	.53616	99	14	13
DIV. I NON-CONF.	4- 7	.36364	235	0- 0	60	121	143	.49647	150	17	18
<hr/>											
TOTALS	RPI 1-25	RPI 26-50		W-L RECORDS	RPI 51-100		RPI 101-150		RPI 150+		
17- 15	0- 1	1- 2		OVERALL	1- 5		3- 5		12- 2		
7- 3	0- 0	1- 0		HOME	0- 2		2- 1		4- 0		
4- 9	0- 0	0- 2		AWAY	0- 2		0- 4		4- 1		
6- 3	0- 1	0- 0		NEUTRAL	1- 1		1- 0		4- 1		
<hr/>											
4- 7	0- 1	0- 0		NON-CONFERENCE	0- 3		0- 1		4- 2		
0- 1	0- 0	0- 0		HOME	0- 1		0- 0		0- 0		
0- 3	0- 0	0- 0		AWAY	0- 1		0- 1		0- 1		
4- 3	0- 1	0- 0		NEUTRAL	0- 1		0- 0		4- 1		
<hr/>											
13- 8	0- 0	1- 2		CONFERENCE	1- 2		3- 4		8- 0		
7- 2	0- 0	1- 0		HOME	0- 1		2- 1		4- 0		
4- 6	0- 0	0- 2		AWAY	0- 1		0- 3		4- 0		
2- 0	0- 0	0- 0		NEUTRAL	1- 0		1- 0		0- 0		
<hr/>											
RPI S	Opponent	Score	RPI S	Opponent	Score	RPI S	Opponent	Score	RPI S	Opponent	Score
22 N	Dayton	0 3	49 A	Central Ark.	2 3	54 H	Tulsa	2 3	109 A	A&M-Corpus Christi	0 3
			49 A	Central Ark.	1 3	91 A	Missouri St.	2 3	109 H	A&M-Corpus Christi	3 0
			49 H	Central Ark.	3 2	98 N	Eastern Mich.	2 3	109 N	A&M-Corpus Christi	3 0
						100 A	Sam Houston St.	0 3	111 A	North Texas	0 3
						100 H	Sam Houston St.	2 3	114 A	Northwestern St.	1 3
						100 N	Sam Houston St.	3 0	114 H	Northwestern St.	3 0
									130 A	Stephen F. Austin	0 3
									130 H	Stephen F. Austin	1 3
									151 N	Hofstra	1 3
									168 N	UALR	3 2
									183 N	San Jose St.	3 1
									190 A	Nicholls St.	3 1
									190 H	Nicholls St.	3 0
									191 N	Austin Peay	3 0
									201 N	Canisius	3 0
									228 A	Buffalo	2 3
									241 A	Lamar	3 0
									241 H	Lamar	3 0
									244 A	Southeastern La.	3 1
									244 H	Southeastern La.	3 1
									271 A	McNeese St.	3 0
									271 H	McNeese St.	3 0
<hr/>											
			LAST 10 GAMES								
			49 A	Central Ark.	1 3	241 A	Lamar	3 0			
			100 N	Sam Houston St.	3 0	271 A	McNeese St.	3 0			
			109 N	A&M-Corpus Christi	3 0	109 H	A&M-Corpus Christi	3 0			
			114 H	Northwestern St.	3 0	100 H	Sam Houston St.	2 3			
			130 H	Stephen F. Austin	1 3	49 H	Central Ark.	3 2			

Non-Div. I Games:

Oral Roberts

Average RPI Win:		189	WON-LOST RECORD		WINNING PCT. RANK		LAST 10 GAMES		STRENGTH OF SCHEDULE		OPP. STRENGTH OF SCHEDULE		TEAM RPI		ADJ RPI		CONF. RPI		ADJ CONF. RPI				
Average RPI Loss:		111																					
DIV. I ONLY			21- 11		.65625	75	8- 2		136	138	96	.53615	100	14	13								
DIV. I NON-CONF.			5- 7		.41667	210	0- 0		195	136	220	.45464	217	17	18								
TOTALS		RPI 1-25		RPI 26-50			W-L RECORDS		RPI 51-100			RPI 101-150			RPI 150+								
21- 11	0- 1				1- 1	OVERALL		2- 1			5- 6			13- 2									
11- 2	0- 0				0- 1	HOME		1- 0			4- 1			6- 0									
8- 5	0- 1				1- 0	AWAY		1- 0			1- 3			5- 1									
2- 4	0- 0				0- 0	NEUTRAL		0- 1			0- 2			2- 1									
5- 7	0- 1				0- 0	NON-CONFERENCE		0- 0			1- 4			4- 2									
3- 1	0- 0				0- 0	HOME		0- 0			1- 1			2- 0									
1- 3	0- 1				0- 0	AWAY		0- 0			0- 1			1- 1									
1- 3	0- 0				0- 0	NEUTRAL		0- 0			0- 2			1- 1									
16- 4	0- 0				1- 1	CONFERENCE		2- 1			4- 2			9- 0									
8- 1	0- 0				0- 1	HOME		1- 0			3- 0			4- 0									
7- 2	0- 0				1- 0	AWAY		1- 0			1- 2			4- 0									
1- 1	0- 0				0- 0	NEUTRAL		0- 1			0- 0			1- 0									
RPI	S	Opponent		Score		RPI	S	Opponent		Score		RPI	S	Opponent		Score							
6	A	Kansas		0 3		49	A	Central Ark.		3 1		99	A	Oral Roberts		3 2		102	H	Colorado	2 3		
						49	H	Central Ark.		0 3								109	A	A&M-Corpus Christi	3 0		
												99	N	Oral Roberts		0 3		109	H	A&M-Corpus Christi	3 1		
																		114	A	Northwestern St.	0 3		
																		114	H	Northwestern St.	3 1		
																		117	N	Arkansas St.	1 3		
																		122	N	Pittsburgh	1 3		
																		125	A	Rice	0 3		
																		130	A	Stephen F. Austin	2 3		
																		130	H	Stephen F. Austin	3 0		
																		139	H	Houston Baptist	3 0		
																		154	A	Texas St.	2 3		
																		190	A	Nicholls St.	3 0		
																		190	H	Nicholls St.	3 0		
																		190	N	Nicholls St.	3 0		
																		196	H	La.-Lafayette	3 2		
																		204	N	Mississippi St.	0 3		
																		241	A	Lamar	3 1		
																		241	H	Lamar	3 0		
																		244	A	Southeastern La.	3 0		
																		244	H	Southeastern La.	3 0		
																		253	N	Neb. Omaha	3 1		
																		271	A	McNeese St.	3 0		
																		271	H	McNeese St.	3 0		
																		288	A	Tulane	3 0		
																		297	H	Texas Southern	3 0		
						LAST 10 GAMES																	
						99	N	Oral Roberts		0 3		190	H	Nicholls St.		3 0		271	A	McNeese St.	3 0		
						190	N	Nicholls St.		3 0		244	H	Southeastern La.		3 0		271	H	McNeese St.	3 0		
						241	H	Lamar		3 0		49	A	Central Ark.		3 1		288	A	Tulane	3 0		
						271	H	McNeese St.		3 0		99	A	Oral Roberts		3 2		297	H	Texas Southern	3 0		
						114	A	Northwestern St.		0 3		109	H	A&M-Corpus Christi		3 1							

Non-Div. I Games:

Sam Houston St.

[illegible]

Non-Div. I Games:

Alabama

Average RPI Win:	190	WON-LOST	WINNING	LAST 10	STRENGTH OF	OPP. STRENGTH	TEAM	ADJ	CONF.	ADJ CONF.					
Average RPI Loss:	39	RECORD	PCT. RANK	GAMES	SCHEDULE	OF SCHEDULE	RPI	RPI	RPI	RPI					
DIV. I ONLY		14- 16	.46667	186	1- 9	64	67	109	.5349	102	2	2			
DIV. I NON-CONF.		10- 2	.83333	34	0- 0	188	278	87	.55577	87	2	2			
<hr/>															
TOTALS	RPI 1-25	RPI 26-50		W-L RECORDS		RPI 51-100		RPI 101-150		RPI 150+					
14- 16	0- 8	1- 4		OVERALL		3- 3		1- 1		9- 0					
7- 8	0- 4	1- 2		HOME		2- 2		1- 0		3- 0					
3- 8	0- 4	0- 2		AWAY		1- 1		0- 1		2- 0					
4- 0	0- 0	0- 0		NEUTRAL		0- 0		0- 0		4- 0					
10- 2	0- 0	0- 0		NON-CONFERENCE		1- 2		0- 0		9- 0					
3- 2	0- 0	0- 0		HOME		0- 2		0- 0		3- 0					
3- 0	0- 0	0- 0		AWAY		1- 0		0- 0		2- 0					
4- 0	0- 0	0- 0		NEUTRAL		0- 0		0- 0		4- 0					
4- 14	0- 8	1- 4		CONFERENCE		2- 1		1- 1		0- 0					
4- 6	0- 4	1- 2		HOME		2- 0		1- 0		0- 0					
0- 8	0- 4	0- 2		AWAY		0- 1		0- 1		0- 0					
0- 0	0- 0	0- 0		NEUTRAL		0- 0		0- 0		0- 0					
RPI	S	Opponent	Score	RPI	S	Opponent	Score	RPI	S	Opponent	Score				
8	A	UCLA	0 3	39	H	California	2 3	58	A	Oregon St.	1 3	132	A	Washington St.	0 3
8	H	UCLA	0 3	41	A	Arizona	1 3	58	H	Oregon St.	3 1	132	H	Washington St.	3 0
10	A	Southern California	0 3	41	H	Arizona	1 3	80	H	Utah	3 0	178	A	Air Force	3 2
10	H	Southern California	0 3	45	A	Arizona St.	1 3	88	H	Northern Ariz.	1 3	196	N	La.-Lafayette	3 0
11	A	Oregon	0 3	45	H	Arizona St.	3 2	90	H	Fresno St.	0 3	210	H	CSU Bakersfield	3 2
11	H	Oregon	0 3					100	A	Sam Houston St.	3 2	246	A	UMBC	3 2
12	A	Washington	0 3									256	H	Cornell	3 0
12	H	Washington	0 3									258	N	Robert Morris	3 0
												289	H	Norfolk St.	3 0
												297	N	Texas Southern	3 0
												320	N	Howard	3 0
<hr/>															
LAST 10 GAMES															
45	A	Arizona St.	1 3	132	A	Washington St.	0 3								
41	A	Arizona	1 3	58	H	Oregon St.	3 1								
10	H	Southern California	0 3	11	H	Oregon	0 3								
8	H	UCLA	0 3	10	A	Southern California	0 3								
12	A	Washington	0 3	8	A	UCLA	0 3								

Non-Div. I Games:

Colorado

Average RPI Win:	146	WON-LOST RECORD	WINNING PCT. RANK	LAST 10 GAMES	STRENGTH OF SCHEDULE	OPP. STRENGTH OF SCHEDULE	TEAM RPI	ADJ RPI	CONF. RPI	ADJ CONF. RPI	
Average RPI Loss:	79										
DIV. I ONLY	15- 16	.48387	177	5- 5	51	87	99	.53451	103	9	9
DIV. I NON-CONF.	7- 8	.46667	178	0- 0	14	55	75	.56922	78	7	7
<hr/>											
TOTALS	RPI 1-25	RPI 26-50		W-L RECORDS	RPI 51-100		RPI 101-150		RPI 150+		
15- 16	0- 5	1- 1		OVERALL	5- 4		3- 3		6- 3		
5- 6	0- 2	0- 1		HOME	1- 1		2- 1		2- 1		
7- 7	0- 3	1- 0		AWAY	2- 2		1- 1		3- 1		
3- 3	0- 0	0- 0		NEUTRAL	2- 1		0- 1		1- 1		
<hr/>											
7- 8	0- 3	1- 1		NON-CONFERENCE	3- 1		2- 2		1- 1		
2- 2	0- 1	0- 1		HOME	0- 0		2- 0		0- 0		
2- 3	0- 2	1- 0		AWAY	1- 0		0- 1		0- 0		
3- 3	0- 0	0- 0		NEUTRAL	2- 1		0- 1		1- 1		
<hr/>											
8- 8	0- 2	0- 0		CONFERENCE	2- 3		1- 1		5- 2		
3- 4	0- 1	0- 0		HOME	1- 1		0- 1		2- 1		
5- 4	0- 1	0- 0		AWAY	1- 2		1- 0		3- 1		
0- 0	0- 0	0- 0		NEUTRAL	0- 0		0- 0		0- 0		
<hr/>											
RPI S	Opponent	Score		RPI S	Opponent	Score		RPI S	Opponent	Score	
8 H	UCLA	1	3	37 H	Pepperdine	1	3	61 A	Long Beach St.	0	3
11 A	Oregon	1	3	48 A	Loyola Marymount	3	0	70 N	Yale	3	1
16 A	Hawaii	0	3					73 N	Ga. Southern	3	2
16 H	Hawaii	0	3					77 A	Portland St.	3	1
25 A	San Diego	1	3					78 A	Cal St. Northridge	1	3
								78 H	Cal St. Northridge	3	0
								81 A	Pacific	3	2
								81 H	Pacific	2	3
								90 N	Fresno St.	2	3

Non-Div. I Games:

UC Santa Barbara

Average RPI Win:	170	WON-LOST RECORD	WINNING PCT. RANK	LAST 10 GAMES	STRENGTH OF SCHEDULE	OPP. STRENGTH OF SCHEDULE	TEAM RPI	ADJ RPI	CONF. RPI	ADJ CONF. RPI	
DIV. I ONLY		19- 10	.65517 80	6- 4	156	113	100	.53373 104	17	16	
DIV. I NON-CONF.		7- 4	.63636 106	1- 0	115	35	85	.55998 85	16	16	
<hr/>											
TOTALS	RPI 1-25	RPI 26-50		W-L RECORDS		RPI 51-100		RPI 101-150		RPI 150+	
19- 10	0- 0	1- 3		OVERALL		2- 3		5- 1		11- 3	
8- 4	0- 0	0- 1		HOME		2- 1		1- 1		5- 1	
8- 5	0- 0	0- 1		AWAY		0- 2		4- 0		4- 2	
3- 1	0- 0	1- 1		NEUTRAL		0- 0		0- 0		2- 0	
7- 4	0- 0	1- 3		NON-CONFERENCE		1- 0		2- 0		3- 1	
2- 1	0- 0	0- 1		HOME		1- 0		0- 0		1- 0	
2- 2	0- 0	0- 1		AWAY		0- 0		2- 0		0- 1	
3- 1	0- 0	1- 1		NEUTRAL		0- 0		0- 0		2- 0	
12- 6	0- 0	0- 0		CONFERENCE		1- 3		3- 1		8- 2	
6- 3	0- 0	0- 0		HOME		1- 1		1- 1		4- 1	
6- 3	0- 0	0- 0		AWAY		0- 2		2- 0		4- 1	
0- 0	0- 0	0- 0		NEUTRAL		0- 0		0- 0		0- 0	
RPI S	Opponent	Score	RPI S	Opponent	Score	RPI S	Opponent	Score	RPI S	Opponent	Score
			34 A	Colorado St.	1 3	75 H	Cincinnati	3 1	108 A	Northern Ill.	3 1
			37 N	Pepperdine	1 3	83 A	UTSA	1 3	112 A	New Mexico	3 0
			44 N	Wichita St.	3 1	83 H	UTSA	3 0	126 A	Idaho	3 2
			47 H	Northwestern	1 3	93 A	Utah St.	0 3	126 H	Idaho	0 3
						93 H	Utah St.	1 3	134 A	Denver	3 0
									134 H	Denver	3 0
									154 A	Texas St.	3 1
									154 H	Texas St.	2 3
									155 A	UTEP	2 3
									171 N	North Dakota St.	3 1
									181 N	FIU	3 0
									183 A	San Jose St.	3 1
									183 H	San Jose St.	3 0
									226 A	Texas-Arlington	1 3
									226 H	Texas-Arlington	3 0
									227 A	Seattle	3 2
									227 H	Seattle	3 1
									255 H	Drake	3 1
									308 A	Louisiana Tech	3 1
									308 H	Louisiana Tech	3 1
<hr/>											
LAST 10 GAMES											
			126 H	Idaho	0 3	227 H	Seattle	3 1			
			83 A	UTSA	1 3	134 A	Denver	3 0			
			154 A	Texas St.	3 1	112 A	New Mexico	3 0			
			93 H	Utah St.	1 3	308 A	Louisiana Tech	3 1			
			183 H	San Jose St.	3 0	226 A	Texas-Arlington	1 3			

Non-Div. I Games:

New Mexico St.

Average RPI Win: 153		WON-LOST	WINNING	LAST 10	STRENGTH OF		OPP. STRENGTH	TEAM	ADJ	CONF.	ADJ CONF.
Average RPI Loss: 48		RECORD	PCT. RANK	GAMES	SCHEDULE		OF SCHEDULE	RPI	RPI	RPI	RPI
DIV. I ONLY		11- 16	.40741	215	3- 7		44	44	112	.5335	105
DIV. I NON-CONF.		6- 3	.66667	90	0- 0		67	124	67	.57648	68
TOTALS		RPI 1-25	RPI 26-50		W-L RECORDS		RPI 51-100		RPI 101-150		RPI 150+
11- 16	0- 7	1- 4		OVERALL		3- 3		2- 1		5- 1	
6- 5	0- 3	1- 1		HOME		1- 1		1- 0		3- 0	
3- 9	0- 4	0- 2		AWAY		2- 2		0- 1		1- 0	
2- 2	0- 0	0- 1		NEUTRAL		0- 0		1- 0		1- 1	
6- 3	0- 1	0- 1		NON-CONFERENCE		1- 0		2- 0		3- 1	
3- 0	0- 0	0- 0		HOME		0- 0		1- 0		2- 0	
1- 1	0- 1	0- 0		AWAY		1- 0		0- 0		0- 0	
2- 2	0- 0	0- 1		NEUTRAL		0- 0		1- 0		1- 1	
5- 13	0- 6	1- 3		CONFERENCE		2- 3		0- 1		2- 0	
3- 5	0- 3	1- 1		HOME		1- 1		0- 0		1- 0	
2- 8	0- 3	0- 2		AWAY		1- 2		0- 1		1- 0	
0- 0	0- 0	0- 0		NEUTRAL		0- 0		0- 0		0- 0	
RPI S	Opponent	Score		RPI S	Opponent	Score		RPI S	Opponent	Score	
14 A	Florida	0	3	27 A	Arkansas	1	3	53 A	Xavier	3	2
14 H	Florida	0	3	27 H	Arkansas	1	3	60 H	Auburn	0	3
15 H	Tennessee	0	3	32 N	Marquette	0	3	71 A	Georgia	2	3
18 A	Texas A&M	0	3	50 A	Missouri	0	3	79 A	LSU	1	3
21 A	Miami (FL)	2	3	50 H	Missouri	3	1	95 A	South Carolina	3	0
24 A	Kentucky	1	3					95 H	South Carolina	3	0
24 H	Kentucky	0	3								
LAST 10 GAMES											
27 A	Arkansas	1	3	24 A	Kentucky	1	3				
204 A	Mississippi St.	3	0	60 H	Auburn	0	3				
14 H	Florida	0	3	95 H	South Carolina	3	0				
15 H	Tennessee	0	3	50 H	Missouri	3	1				
79 A	LSU	1	3	71 A	Georgia	2	3				

Non-Div. I Games:

Ole Miss

Average RPI Win:		205	WON-LOST RECORD		WINNING PCT. RANK		LAST 10 GAMES		STRENGTH OF SCHEDULE		OPP. STRENGTH OF SCHEDULE		TEAM RPI		ADJ RPI		CONF. RPI		ADJ CONF. RPI	
Average RPI Loss:		105																		
DIV. I ONLY			22- 10		.6875 61		8- 2		181		150		101		.53322 106		12		12	
DIV. I NON-CONF.			8- 6		.57143 139		1- 1		284		154		204		.46599 201		15		15	
TOTALS		RPI 1-25		RPI 26-50		W-L RECORDS		RPI 51-100		RPI 101-150		RPI 150+								
22- 10		0- 1		0- 1		OVERALL		1- 2		4- 5		17- 1								
12- 3		0- 0		0- 0		HOME		1- 1		4- 2		7- 0								
7- 6		0- 0		0- 1		AWAY		0- 1		0- 3		7- 1								
3- 1		0- 1		0- 0		NEUTRAL		0- 0		0- 0		3- 0								
8- 6		0- 1		0- 1		NON-CONFERENCE		0- 0		1- 3		7- 1								
3- 2		0- 0		0- 0		HOME		0- 0		1- 2		2- 0								
2- 3		0- 0		0- 1		AWAY		0- 0		0- 1		2- 1								
3- 1		0- 1		0- 0		NEUTRAL		0- 0		0- 0		3- 0								
14- 4		0- 0		0- 0		CONFERENCE		1- 2		3- 2		10- 0								
9- 1		0- 0		0- 0		HOME		1- 1		3- 0		5- 0								
5- 3		0- 0		0- 0		AWAY		0- 1		0- 2		5- 0								
0- 0		0- 0		0- 0		NEUTRAL		0- 0		0- 0		0- 0								
RPI S	Opponent		Score		RPI S	Opponent		Score		RPI S	Opponent		Score		RPI S	Opponent		Score		
20 N	Ohio St.		1	3	28 A	Western Ky.		0	3	56 A	IPFW		1	3	111 H	North Texas		3	1	
										56 H	IPFW		0	3	131 H	Ball St.		0	3	
										56 H	IPFW		3	2	138 A	Oakland		0	3	
															138 H	Oakland		3	1	
															141 A	Valparaiso		2	3	
															146 H	Butler		2	3	
															147 A	UMKC		1	3	
															147 H	UMKC		3	0	
															147 H	UMKC		3	1	
															162 A	South Dakota St.		3	2	
															162 H	South Dakota St.		3	0	
															163 A	South Dakota		3	1	
															163 H	South Dakota		3	1	
															171 A	North Dakota St.		3	1	
															171 H	North Dakota St.		3	1	
															186 A	Marshall		2	3	
															229 A	Western Ill.		3	0	
															229 H	Western Ill.		3	1	
															240 N	Miami (OH)		3	1	
															243 H	Georgia St.		3	0	
															253 A	Neb. Omaha		3	0	
															253 H	Neb. Omaha		3	0	
															260 A	Eastern Ill.		3	1	
															284 H	Indiana St.		3	0	
															302 N	Wright St.		3	0	
															303 N	Tennessee Tech		3	0	
															319 A	Chicago St.		3	0	
				LAST 10 GAMES																
				56 H	IPFW	0	3	260 A	Eastern Ill.		3	1	260 A	Eastern Ill.		3	1			
				147 H	UMKC	3	0	253 A	Neb. Omaha		3	0	284 H	Indiana St.		3	0			
				56 H	IPFW	3	2	141 A	Valparaiso		2	3	302 N	Wright St.		3	0			
				138 H	Oakland	3	1	162 H	South Dakota St.		3	0	303 N	Tennessee Tech		3	0			
				229 H	Western Ill.	3	1	171 H	North Dakota St.		3	1	319 A	Chicago St.		3	0			

Non-Div. I Games:

IUPUI

I
U
P
U
I

I
U
P
U
I

Average RPI Win:	154	WON-LOST RECORD	WINNING PCT. RANK	LAST 10 GAMES	STRENGTH OF SCHEDULE	OPP. STRENGTH OF SCHEDULE	TEAM RPI	ADJ RPI	CONF. RPI	ADJ CONF. RPI	
DIV. I ONLY		12- 18	.4 217	4- 6	39	49	113	.53202 107	1	1	
DIV. I NON-CONF.		8- 4	.66667 90	0- 0	109	242	94	.54715 99	1	1	
<hr/>											
TOTALS	RPI 1-25	RPI 26-50		W-L RECORDS	RPI 51-100		RPI 101-150		RPI 150+		
12- 18	0- 6	2- 7		OVERALL	3- 1		1- 4		6- 0		
5- 10	0- 3	1- 4		HOME	2- 1		0- 2		2- 0		
4- 7	0- 3	1- 3		AWAY	1- 0		1- 1		1- 0		
3- 1	0- 0	0- 0		NEUTRAL	0- 0		0- 1		3- 0		
8- 4	0- 0	0- 0		NON-CONFERENCE	2- 1		0- 3		6- 0		
4- 2	0- 0	0- 0		HOME	2- 1		0- 1		2- 0		
1- 1	0- 0	0- 0		AWAY	0- 0		0- 1		1- 0		
3- 1	0- 0	0- 0		NEUTRAL	0- 0		0- 1		3- 0		
4- 14	0- 6	2- 7		CONFERENCE	1- 0		1- 1		0- 0		
1- 8	0- 3	1- 4		HOME	0- 0		0- 1		0- 0		
3- 6	0- 3	1- 3		AWAY	1- 0		1- 0		0- 0		
0- 0	0- 0	0- 0		NEUTRAL	0- 0		0- 0		0- 0		
RPI S	Opponent	Score	RPI S	Opponent	Score	RPI S	Opponent	Score	RPI S	Opponent	Score
2 A	Penn St.	1 <div>3</div>	26 H	Purdue	3 1	52 H	Bowling Green	1 <div>3</div>	130 N	Stephen F. Austin	2 <div>3</div>
2 H	Penn St.	0 <div>3</div>	33 A	Michigan	1 <div>3</div>	63 H	Georgia Tech	3 1	133 A	Iowa	3 0
5 A	Nebraska	1 <div>3</div>	33 H	Michigan	0 <div>3</div>	67 A	Wisconsin	3 1	133 H	Iowa	1 <div>3</div>
5 H	Nebraska	2 <div>3</div>	35 A	Michigan St.	0 <div>3</div>	72 H	Cleveland St.	3 1	141 H	Valparaiso	2 <div>3</div>
20 A	Ohio St.	1 <div>3</div>	35 H	Michigan St.	1 <div>3</div>				146 A	Butler	1 <div>3</div>
20 H	Ohio St.	1 <div>3</div>	38 A	Illinois	1 <div>3</div>				157 A	Army	3 1
			38 H	Illinois	1 <div>3</div>				229 N	Western Ill.	3 0
			47 A	Northwestern	3 0				239 H	Chattanooga	3 1
			47 H	Northwestern	1 <div>3</div>				240 H	Miami (OH)	3 0
									254 N	Stony Brook	3 1
									322 N	Quinnipiac	3 0
LAST 10 GAMES											
20 H	Ohio St.	1 <div>3</div>	47 A	Northwestern	3 0						
2 H	Penn St.	0 <div>3</div>	33 H	Michigan	0 <div>3</div>						
133 A	Iowa	3 0	35 H	Michigan St.	1 <div>3</div>						
5 A	Nebraska	1 <div>3</div>	67 A	Wisconsin	3 1						
38 A	Illinois	1 <div>3</div>	26 H	Purdue	3 1						

Non-Div. I Games:

Indiana

Average RPI Win: 179		WON-LOST RECORD		WINNING PCT. RANK		LAST 10 GAMES		STRENGTH OF SCHEDULE		OPP. STRENGTH OF SCHEDULE		TEAM RPI		ADJ RPI		CONF. RPI		ADJ CONF. RPI	
DIV. I ONLY		21- 14		.6 111		6- 4		128		118		111		.53094 108		11		11	
DIV. I NON-CONF.		9- 7		.5625 144		0- 0		139		141		126		.51993 121		11		11	
TOTALS		RPI 1-25		RPI 26-50		W-L RECORDS		RPI 51-100		RPI 101-150		RPI 150+							
21- 14		0- 0		0- 2		OVERALL		3- 9		5- 2		13- 1							
8- 4		0- 0		0- 1		HOME		1- 2		2- 1		5- 0							
7- 7		0- 0		0- 1		AWAY		1- 4		2- 1		4- 1							
6- 3		0- 0		0- 0		NEUTRAL		1- 3		1- 0		4- 0							
9- 7		0- 0		0- 2		NON-CONFERENCE		1- 3		1- 2		7- 0							
2- 2		0- 0		0- 1		HOME		0- 0		0- 1		2- 0							
3- 3		0- 0		0- 1		AWAY		1- 1		0- 1		2- 0							
4- 2		0- 0		0- 0		NEUTRAL		0- 2		1- 0		3- 0							
12- 7		0- 0		0- 0		CONFERENCE		2- 6		4- 0		6- 1							
6- 2		0- 0		0- 0		HOME		1- 2		2- 0		3- 0							
4- 4		0- 0		0- 0		AWAY		0- 3		2- 0		2- 1							
2- 1		0- 0		0- 0		NEUTRAL		1- 1		0- 0		1- 0							
RPI	S	Opponent		Score		RPI	S	Opponent		Score		RPI	S	Opponent		Score			
43	A	UNI		1	3	52	H	Bowling Green		3	1	104	H	New Mexico St.		1	3		
44	H	Wichita St.		2	3	52	N	Bowling Green		2	3	120	N	Connecticut		3	1		
						61	N	Long Beach St.		0	3	128	A	Central Mich.		3	1		
						62	A	Ohio		1	3	128	H	Central Mich.		3	0		
						62	N	Ohio		3	2	131	A	Ball St.		3	0		
						69	A	Western Mich.		1	3	131	H	Ball St.		3	1		
						69	H	Western Mich.		0	3	150	A	Ill.-Chicago		1	3		
						77	N	Portland St.		0	3	169	H	Akron		3	2		
						81	A	Pacific		0	3	169	N	Akron		3	1		
						91	A	Missouri St.		3	2	171	H	North Dakota St.		3	2		
						98	A	Eastern Mich.		0	3	185	H	Green Bay		3	1		
						98	H	Eastern Mich.		1	3	222	A	Toledo		3	1		
												222	H	Toledo		3	0		
												228	H	Buffalo		3	0		
												231	A	Bradley		3	2		
												235	A	Kent St.		1	3		
												238	N	Nevada		3	0		
												240	A	Miami (OH)		3	0		
												253	N	Neb. Omaha		3	0		
												285	A	SIU Edwardsville		3	0		
												298	N	New Orleans		3	0		
LAST 10 GAMES																			
		52 N Bowling Green		2	3			131 A Ball St.		3	0								
		62 N Ohio		3	2			222 A Toledo		3	1								
		169 N Akron		3	1			128 H Central Mich.		3	0								
		52 H Bowling Green		3	1			98 H Eastern Mich.		1	3								
		69 A Western Mich.		1	3			235 A Kent St.		1	3								

Non-Div. I Games:

Northern Ill.

Average RPI Win:		205	WON-LOST RECORD		WINNING PCT. RANK		LAST 10 GAMES		STRENGTH OF SCHEDULE		OPP. STRENGTH OF SCHEDULE		TEAM RPI		ADJ RPI		CONF. RPI		ADJ CONF. RPI	
DIV. I ONLY			21- 11		.65625 75		5- 5		166		155		108		.53072 109		14		13	
DIV. I NON-CONF.			9- 4		.69231 81		1- 0		229		188		125		.51367 129		17		18	
TOTALS		RPI 1-25		RPI 26-50		W-L RECORDS		RPI 51-100		RPI 101-150		RPI 150+								
21- 11		0- 0		1- 1		OVERALL		1- 7		3- 2		16- 1								
9- 1		0- 0		1- 0		HOME		1- 1		2- 0		5- 0								
8- 7		0- 0		0- 1		AWAY		0- 4		1- 2		7- 0								
4- 3		0- 0		0- 0		NEUTRAL		0- 2		0- 0		4- 1								
9- 4		0- 0		0- 0		NON-CONFERENCE		0- 3		1- 0		8- 1								
1- 0		0- 0		0- 0		HOME		0- 0		0- 0		1- 0								
4- 2		0- 0		0- 0		AWAY		0- 2		1- 0		3- 0								
4- 2		0- 0		0- 0		NEUTRAL		0- 1		0- 0		4- 1								
12- 7		0- 0		1- 1		CONFERENCE		1- 4		2- 2		8- 0								
8- 1		0- 0		1- 0		HOME		1- 1		2- 0		4- 0								
4- 5		0- 0		0- 1		AWAY		0- 2		0- 2		4- 0								
0- 1		0- 0		0- 0		NEUTRAL		0- 1		0- 0		0- 0								
RPI	S	Opponent	Score	RPI	S	Opponent	Score	RPI	S	Opponent	Score	RPI	S	Opponent	Score					
49	A	Central Ark.	1 3	51	A	Baylor	0 3	111	A	North Texas	3 0									
49	H	Central Ark.	3 2	65	A	TCU	0 3	114	A	Northwestern St.	1 3									
				98	N	Eastern Mich.	0 3	114	H	Northwestern St.	3 1									
				99	A	Oral Roberts	0 3	130	A	Stephen F. Austin	0 3									
				99	H	Oral Roberts	3 0	130	H	Stephen F. Austin	3 0									
				99	N	Oral Roberts	0 3	151	N	Hofstra	3 0									
				100	A	Sam Houston St.	1 3	157	N	Army	3 0									
				100	H	Sam Houston St.	0 3	190	A	Nicholls St.	3 0									
								190	H	Nicholls St.	3 1									
								220	N	SMU	0 3									
								226	A	Texas-Arlington	3 0									
								238	N	Nevada	3 1									
								241	A	Lamar	3 1									
								241	H	Lamar	3 1									
								244	A	Southeastern La.	3 1									
								244	H	Southeastern La.	3 0									
								271	A	McNeese St.	3 1									
								271	H	McNeese St.	3 0									
								279	A	Tex.-Pan American	3 1									
								279	H	Tex.-Pan American	3 0									
								288	N	Tulane	3 0									
								293	A	Prairie View	3 0									
LAST 10 GAMES																				
				99	N	Oral Roberts	0 3	244	H	Southeastern La.	3 0									
				271	H	McNeese St.	3 0	190	H	Nicholls St.	3 1									
				241	H	Lamar	3 1	99	A	Oral Roberts	0 3									
				130	A	Stephen F. Austin	0 3	49	A	Central Ark.	1 3									
				293	A	Prairie View	3 0	100	A	Sam Houston St.	1 3									

Non-Div. I Games:

A&M-Corpus Christi

Average RPI Win: 238		WON-LOST RECORD		WINNING PCT. RANK		LAST 10 GAMES		STRENGTH OF SCHEDULE		OPP. STRENGTH OF SCHEDULE		TEAM RPI		ADJ RPI		CONF. RPI		ADJ CONF. RPI	
DIV. I ONLY		22- 9		.70968 58		8- 2		237		184		119		.53032 110		20		21	
DIV. I NON-CONF.		7- 6		.53846 153		0- 0		244		128		183		.4806 179		22		22	
TOTALS		RPI 1-25		RPI 26-50		W-L RECORDS		RPI 51-100		RPI 101-150		RPI 150+							
22- 9		0- 2		0- 0		OVERALL		1- 4		0- 3		21- 0							
10- 1		0- 0		0- 0		HOME		1- 1		0- 0		9- 0							
8- 4		0- 2		0- 0		AWAY		0- 1		0- 1		8- 0							
4- 4		0- 0		0- 0		NEUTRAL		0- 2		0- 2		4- 0							
7- 6		0- 2		0- 0		NON-CONFERENCE		0- 1		0- 3		7- 0							
3- 0		0- 0		0- 0		HOME		0- 0		0- 0		3- 0							
1- 3		0- 2		0- 0		AWAY		0- 0		0- 1		1- 0							
3- 3		0- 0		0- 0		NEUTRAL		0- 1		0- 2		3- 0							
15- 3		0- 0		0- 0		CONFERENCE		1- 3		0- 0		14- 0							
7- 1		0- 0		0- 0		HOME		1- 1		0- 0		6- 0							
7- 1		0- 0		0- 0		AWAY		0- 1		0- 0		7- 0							
1- 1		0- 0		0- 0		NEUTRAL		0- 1		0- 0		1- 0							
RPI S	Opponent	Score		RPI S	Opponent	Score		RPI S	Opponent	Score		RPI S	Opponent	Score					
4 A	Louisville	1	3					55 A	Col. of Charleston	0	3	101 A	Alabama	1	3				
21 A	Miami (FL)	1	3					55 N	Col. of Charleston	1	3	105 N	Ole Miss	1	3				
								68 N	Duke	1	3	129 N	Rutgers	2	3				
								73 H	Ga. Southern	2	3	186 N	Marshall	3	0				
								87 H	Furman	3	2	198 A	Wofford	3	2				
												207 H	Davidson	3	1				
												207 N	Davidson	3	0				
												208 N	South Ala.	3	1				
												214 A	UNC Greensboro	3	0				
												214 H	UNC Greensboro	3	1				
												216 A	Elon	3	1				
												216 H	Elon	3	1				
												225 N	Mercer	3	0				
												239 A	Chattanooga	3	0				
												239 H	Chattanooga	3	1				
												243 A	Georgia St.	3	0				
												267 A	Western Caro.	3	0				
												267 H	Western Caro.	3	0				
												283 A	Appalachian St.	3	0				
												283 H	Appalachian St.	3	0				
												291 H	Gardner-Webb	3	0				
												303 H	Tennessee Tech	3	0				
												306 A	Citadel	3	0				
												330 H	Alcorn	3	0				
				LAST 10 GAMES															
				55 N	Col. of Charleston	1	3	216 H	Elon	3	1								
				207 N	Davidson	3	0	239 H	Chattanooga	3	1								
				283 A	Appalachian St.	3	0	198 A	Wofford	3	2								
				267 A	Western Caro.	3	0	207 H	Davidson	3	1								
				214 H	UNC Greensboro	3	1	73 H	Ga. Southern	2	3								

Non-Div. I Games: North Ala. 3 0

Samford

Average RPI Win: 198		WON-LOST	WINNING	LAST 10	STRENGTH OF		OPP. STRENGTH	TEAM	ADJ	CONF.	ADJ CONF.		
Average RPI Loss: 121		RECORD	PCT. RANK	GAMES	SCHEDULE		OF SCHEDULE	RPI	RPI	RPI	RPI		
DIV. I ONLY		25- 12	.67568	69	7- 3		141	171	94	.52992	111	15	15
DIV. I NON-CONF.		14- 6	.7	76	0- 1		137	206	96	.54486	100	12	12
TOTALS		RPI 1-25	RPI 26-50		W-L RECORDS		RPI 51-100		RPI 101-150		RPI 150+		
25- 12	0- 0	0- 2		OVERALL		2- 2		6- 4		17- 4			
14- 4	0- 0	0- 1		HOME		2- 1		3- 1		9- 1			
5- 7	0- 0	0- 1		AWAY		0- 1		1- 3		4- 2			
6- 1	0- 0	0- 0		NEUTRAL		0- 0		2- 0		4- 1			
14- 6	0- 0	0- 0		NON-CONFERENCE		2- 2		3- 3		9- 1			
8- 2	0- 0	0- 0		HOME		2- 1		2- 1		4- 0			
2- 3	0- 0	0- 0		AWAY		0- 1		0- 2		2- 0			
4- 1	0- 0	0- 0		NEUTRAL		0- 0		1- 0		3- 1			
11- 6	0- 0	0- 2		CONFERENCE		0- 0		3- 1		8- 3			
6- 2	0- 0	0- 1		HOME		0- 0		1- 0		5- 1			
3- 4	0- 0	0- 1		AWAY		0- 0		1- 1		2- 2			
2- 0	0- 0	0- 0		NEUTRAL		0- 0		1- 0		1- 0			
RPI S	Opponent	Score	RPI S	Opponent	Score	RPI S	Opponent	Score	RPI S	Opponent	Score		
			28 A	Western Ky.	0 3	51 H	Baylor	3 0	106 A	IUPUI	1 3		
			28 H	Western Ky.	0 3	89 A	Texas Tech	1 3	109 H	A&M-Corpus Christi	0 3		
						98 H	Eastern Mich.	2 3	117 A	Arkansas St.	3 0		
						99 H	Oral Roberts	3 0	117 H	Arkansas St.	3 1		
									130 A	Stephen F. Austin	0 3		
									131 N	Ball St.	3 0		
									139 H	Houston Baptist	3 0		
									147 H	UMKC	3 0		
									149 A	Troy	0 3		
									149 N	Troy	3 1		
									151 H	Hofstra	3 0		
									158 N	UMES	2 3		
									168 A	UALR	2 3		
									168 H	UALR	3 0		
									175 H	Middle Tenn.	3 0		
									175 N	Middle Tenn.	3 1		
									181 H	FIU	0 3		
									196 A	La.-Lafayette	3 2		
									196 H	La.-Lafayette	3 2		
									208 A	South Ala.	1 3		
									226 A	Texas-Arlington	3 2		
									241 H	Lamar	3 0		
									243 N	Georgia St.	3 0		
									252 N	Jackson St.	3 0		
									261 A	La.-Monroe	3 2		
									261 H	La.-Monroe	3 0		
									275 N	UT Martin	3 1		
LAST 10 GAMES													
			28 A	Western Ky.	0 3	261 A	La.-Monroe	3 2	241 H	Lamar	3 0		
			149 N	Troy	3 1	130 A	Stephen F. Austin	0 3	243 N	Georgia St.	3 0		
			175 N	Middle Tenn.	3 1	196 A	La.-Lafayette	3 2	252 N	Jackson St.	3 0		
			168 H	UALR	3 0	281 H	Fla. Atlantic	3 1	261 A	La.-Monroe	3 2		
			117 H	Arkansas St.	3 1	181 H	FIU	0 3	261 H	La.-Monroe	3 0		

Non-Div. I Games:

North Texas

RPI	S	Opponent	Score	
281	H	Fla. Atlantic	3	1
293	H	Prairie View	3	0
293	H	Prairie View	3	0
313	A	Alabama St.	3	0

North Texas

N
o
r
t
h
T
e
x
a
s

N
o
r
t
h
T
e
x
a
s

Average RPI Win:		188	WON-LOST RECORD		WINNING PCT. RANK		LAST 10 GAMES		STRENGTH OF SCHEDULE		OPP. STRENGTH OF SCHEDULE		TEAM RPI		ADJ RPI		CONF. RPI		ADJ CONF. RPI		
Average RPI Loss:		93																			
DIV. I ONLY			20- 11		.64516 87		3- 7		177		132		117		.52774 112		7		7		
DIV. I NON-CONF.			13- 4		.76471 56		0- 2		192		220		100		.53903 106		8		8		
TOTALS		RPI 1-25		RPI 26-50		W-L RECORDS		RPI 51-100		RPI 101-150		RPI 150+									
20- 11		0- 0		1- 3		OVERALL		2- 4		3- 3		14- 1									
11- 6		0- 0		1- 1		HOME		2- 2		3- 2		5- 1									
4- 5		0- 0		0- 2		AWAY		0- 2		0- 1		4- 0									
5- 0		0- 0		0- 0		NEUTRAL		0- 0		0- 0		5- 0									
13- 4		0- 0		0- 1		NON-CONFERENCE		1- 0		2- 2		10- 1									
6- 3		0- 0		0- 0		HOME		1- 0		2- 2		3- 1									
2- 1		0- 0		0- 1		AWAY		0- 0		0- 0		2- 0									
5- 0		0- 0		0- 0		NEUTRAL		0- 0		0- 0		5- 0									
7- 7		0- 0		1- 2		CONFERENCE		1- 4		1- 1		4- 0									
5- 3		0- 0		1- 1		HOME		1- 2		1- 0		2- 0									
2- 4		0- 0		0- 1		AWAY		0- 2		0- 1		2- 0									
0- 0		0- 0		0- 0		NEUTRAL		0- 0		0- 0		0- 0									
RPI	S	Opponent		Score		RPI	S	Opponent		Score		RPI	S	Opponent		Score					
						30	A	Oklahoma	0	3		73	H	Ga. Southern	3	2	103	H	UC Santa Barbara	3	2
						34	H	Colorado St.	3	2		76	A	UNLV	0	3	104	H	New Mexico St.	0	3
						40	A	San Diego St.	2	3		76	H	UNLV	1	3	119	H	Duquesne	2	3
						40	H	San Diego St.	0	3		90	A	Fresno St.	1	3	119	H	Duquesne	3	1
											90	H	Fresno St.	2	3	144	A	Boise St.	0	3	
											94	H	Wyoming	3	1	144	H	Boise St.	3	2	
																158	N	UMES	3	1	
																161	H	Portland	3	0	
																168	N	UALR	3	2	
																178	A	Air Force	3	2	
																178	H	Air Force	3	0	
																206	N	Kennesaw St.	3	0	
																210	A	CSU Bakersfield	3	1	
																210	H	CSU Bakersfield	2	3	
																220	N	SMU	3	0	
																238	A	Nevada	3	0	
																238	H	Nevada	3	0	
																268	N	UNC Asheville	3	0	
																324	H	Southern U.	3	0	
																324	H	Southern U.	3	0	
																329	A	Savannah St.	3	0	
LAST 10 GAMES																					
						40	H	San Diego St.	0	3	90	H	Fresno St.	2	3						
						238	H	Nevada	3	0	76	H	UNLV	1	3						
						210	H	CSU Bakersfield	2	3	104	H	New Mexico St.	0	3						
						144	A	Boise St.	0	3	238	A	Nevada	3	0						
						178	A	Air Force	3	2	40	A	San Diego St.	2	3						

Non-Div. I Games:

New Mexico

Average RPI Win:	230	WON-LOST RECORD	WINNING PCT. RANK	LAST 10 GAMES	STRENGTH OF SCHEDULE	OPP. STRENGTH OF SCHEDULE	TEAM RPI	ADJ RPI	CONF. RPI	ADJ CONF. RPI		
DIV. I ONLY		20- 12	.625	102	3- 7	131	193	115	.52731	113	8	8
DIV. I NON-CONF.		13- 3	.8125	45	0- 0	208	309	106	.54058	105	9	9
<hr/>												
TOTALS	RPI 1-25	RPI 26-50		W-L RECORDS		RPI 51-100		RPI 101-150		RPI 150+		
20- 12	0- 2	0- 2		OVERALL		0- 4		4- 3		16- 1		
9- 5	0- 1	0- 0		HOME		0- 2		2- 1		7- 1		
6- 4	0- 0	0- 2		AWAY		0- 0		2- 2		4- 0		
5- 3	0- 1	0- 0		NEUTRAL		0- 2		0- 0		5- 0		
<hr/>												
13- 3	0- 0	0- 0		NON-CONFERENCE		0- 3		1- 0		12- 0		
5- 1	0- 0	0- 0		HOME		0- 1		0- 0		5- 0		
3- 0	0- 0	0- 0		AWAY		0- 0		1- 0		2- 0		
5- 2	0- 0	0- 0		NEUTRAL		0- 2		0- 0		5- 0		
<hr/>												
7- 9	0- 2	0- 2		CONFERENCE		0- 1		3- 3		4- 1		
4- 4	0- 1	0- 0		HOME		0- 1		2- 1		2- 1		
3- 4	0- 0	0- 2		AWAY		0- 0		1- 2		2- 0		
0- 1	0- 1	0- 0		NEUTRAL		0- 0		0- 0		0- 0		
<hr/>												
RPI	S	Opponent	Score	RPI	S	Opponent	Score	RPI	S	Opponent	Score	
4	H	Louisville	2 3	32	A	Marquette	1 3	75	H	Cincinnati	1 3	
4	N	Louisville	0 3	36	A	Notre Dame	1 3	84	N	Maryland	0 3	
								85	N	Towson	0 3	
								96	H	Idaho St.	1 3	
										116	A South Fla.	
										120	H Connecticut	
										121	H Seton Hall	
										122	A Pittsburgh	
										127	A LIU Brooklyn	
										129	A Rutgers	
										129	H Rutgers	
										167	H Siena	
										193	A Syracuse	
										202	A DePaul	
										202	H DePaul	
										205	H Villanova	
										211	H Georgetown	
										242	H Iona	
										246	N UMBC	
										248	A Central Conn. St.	
										264	N NJIT	
										274	N Brown	
										286	N Coppin St.	
										299	A Morgan St.	
										307	H Bryant	
										311	H Fairleigh Dickinson	
										316	N Holy Cross	
										323	H St. Francis (NY)	
<hr/>												
LAST 10 GAMES												
4	N	Louisville	0 3	129	H	Rutgers	2 3					
202	H	DePaul	1 3	121	H	Seton Hall	3 1					
129	A	Rutgers	3 1	116	A	South Fla.	1 3					
32	A	Marquette	1 3	122	A	Pittsburgh	0 3					
193	A	Syracuse	3 1	75	H	Cincinnati	1 3					

Non-Div. I Games:

St. John's (NY)

Average RPI Win: 209		WON-LOST	WINNING	LAST 10	STRENGTH OF		OPP. STRENGTH	TEAM	ADJ	CONF.	ADJ CONF.	
Average RPI Loss: 135		RECORD	PCT. RANK	GAMES	SCHEDULE		OF SCHEDULE	RPI	RPI	RPI	RPI	
DIV. I ONLY		22- 10	.6875	61	186		212	107	.52526	115	21	20
DIV. I NON-CONF.		6- 7	.46154	182	245		153	225	.45094	228	24	24
<hr/>												
TOTALS		RPI 1-25	RPI 26-50		W-L RECORDS		RPI 51-100		RPI 101-150		RPI 150+	
22- 10	0- 1	0- 0		OVERALL		2- 2		2- 4		18- 3		
10- 1	0- 0	0- 0		HOME		1- 0		1- 1		8- 0		
8- 5	0- 1	0- 0		AWAY		1- 1		1- 2		6- 1		
4- 4	0- 0	0- 0		NEUTRAL		0- 1		0- 1		4- 2		
<hr/>												
6- 7	0- 1	0- 0		NON-CONFERENCE		0- 2		0- 2		6- 2		
2- 0	0- 0	0- 0		HOME		0- 0		0- 0		2- 0		
0- 4	0- 1	0- 0		AWAY		0- 1		0- 1		0- 1		
4- 3	0- 0	0- 0		NEUTRAL		0- 1		0- 1		4- 1		
<hr/>												
16- 3	0- 0	0- 0		CONFERENCE		2- 0		2- 2		12- 1		
8- 1	0- 0	0- 0		HOME		1- 0		1- 1		6- 0		
8- 1	0- 0	0- 0		AWAY		1- 0		1- 1		6- 0		
0- 1	0- 0	0- 0		NEUTRAL		0- 0		0- 0		0- 1		
<hr/>												
RPI S	Opponent	Score		RPI S	Opponent	Score		RPI S	Opponent	Score		
14 A	Florida	0 3						92 N	Illinois St.	0 3		
								94 A	Wyoming	0 3		
								97 A	Lipscomb	3 0		
								97 H	Lipscomb	3 0		
								116 A	South Fla.	1 3		
								135 A	East Tenn. St.	2 3		
								135 H	East Tenn. St.	3 0		
								137 A	Northern Ky.	3 1		
								137 H	Northern Ky.	2 3		
								147 N	UMKC	0 3		
								152 A	North Florida	3 1		
								152 H	North Florida	3 0		
								152 N	North Florida	2 3		
								172 N	George Washington	3 0		
								181 H	FIU	3 0		
								181 N	FIU	3 2		
								203 N	Florida A&M	3 1		
								206 A	Kennesaw St.	3 0		
								206 H	Kennesaw St.	3 1		
								213 A	Jacksonville	3 0		
								213 H	Jacksonville	3 0		
								222 A	Toledo	1 3		
								225 A	Mercer	3 2		
								225 H	Mercer	3 2		
								236 N	Memphis	0 3		
								273 A	USC Upstate	3 0		
								273 H	USC Upstate	3 0		
								309 A	Stetson	3 0		
								309 H	Stetson	3 1		
								321 H	Bethune-Cookman	3 1		
								321 N	Bethune-Cookman	3 0		
<hr/>												
				LAST 10 GAMES								
152 N North Florida				2	3	135 A East Tenn. St.				2	3	
137 H Northern Ky.				2	3	213 H Jacksonville				3	0	
97 H Lipscomb				3	0	309 H Stetson				3	1	
181 H FIU				3	0	152 A North Florida				3	1	
273 A USC Upstate				3	0	206 H Kennesaw St.				3	1	

Non-Div. I Games:

FGCU

Average RPI Win:	163	WON-LOST RECORD	WINNING PCT. RANK	LAST 10 GAMES	STRENGTH OF SCHEDULE	OPP. STRENGTH OF SCHEDULE	TEAM RPI	ADJ RPI	CONF. RPI	ADJ CONF. RPI	
DIV. I ONLY		17- 14	.54839 140	5- 5	91	98	105	.52369 116	8	8	
DIV. I NON-CONF.		9- 5	.64286 99	1- 0	128	156	105	.53433 111	9	9	
<hr/>											
TOTALS	RPI 1-25	RPI 26-50		W-L RECORDS	RPI 51-100		RPI 101-150		RPI 150+		
17- 14	0- 1	1- 5		OVERALL	2- 1		4- 3		10- 4		
11- 4	0- 1	0- 1		HOME	1- 1		2- 1		8- 0		
3- 8	0- 0	0- 4		AWAY	0- 0		2- 2		1- 2		
3- 2	0- 0	1- 0		NEUTRAL	1- 0		0- 0		1- 2		
<hr/>											
9- 5	0- 0	0- 2		NON-CONFERENCE	1- 1		1- 0		7- 2		
6- 2	0- 0	0- 1		HOME	0- 1		1- 0		5- 0		
1- 1	0- 0	0- 1		AWAY	0- 0		0- 0		1- 0		
2- 2	0- 0	0- 0		NEUTRAL	1- 0		0- 0		1- 2		
<hr/>											
8- 9	0- 1	1- 3		CONFERENCE	1- 0		3- 3		3- 2		
5- 2	0- 1	0- 0		HOME	1- 0		1- 1		3- 0		
2- 7	0- 0	0- 3		AWAY	0- 0		2- 2		0- 2		
1- 0	0- 0	1- 0		NEUTRAL	0- 0		0- 0		0- 0		
<hr/>											
RPI S	Opponent	Score	RPI S	Opponent	Score	RPI S	Opponent	Score	RPI S	Opponent	Score
4	H Louisville	1 3	29	H Creighton	0 3	66	N VCU	3 0	113	H St. John's (NY)	3 1
			32	A Marquette	2 3	67	H Wisconsin	0 3	115	H FGCU	3 1
			32	A Marquette	1 3	75	H Cincinnati	3 2	120	A Connecticut	1 3
			36	A Notre Dame	0 3				120	H Connecticut	2 3
			36	N Notre Dame	3 1				121	A Seton Hall	1 3
			42	A North Carolina St.	1 3				122	A Pittsburgh	3 2
									129	A Rutgers	3 1
									177	H UCF	3 2
									181	H FIU	3 0
									182	A Saint Louis	3 0
									192	H James Madison	3 1
									193	A Syracuse	2 3
									194	N Southeast Mo. St.	2 3
									202	A DePaul	1 3
									203	H Florida A&M	3 0
									205	H Villanova	3 0
									211	H Georgetown	3 2
									211	H Georgetown	3 0
									224	N Evansville	3 1
									235	N Kent St.	2 3
									321	H Bethune-Cookman	3 0
			LAST 10 GAMES								
			32	A Marquette	1 3	122	A Pittsburgh	3 2			
			36	N Notre Dame	3 1	36	A Notre Dame	0 3			
			211	H Georgetown	3 0	202	A DePaul	1 3			
			120	A Connecticut	1 3	113	H St. John's (NY)	3 1			
			203	H Florida A&M	3 0	120	H Connecticut	2 3			

Non-Div. I Games:

South Fla.

Average RPI Win:	205	WON-LOST RECORD	WINNING PCT. RANK	LAST 10 GAMES		STRENGTH OF SCHEDULE	OPP. STRENGTH OF SCHEDULE	TEAM RPI	ADJ RPI	CONF. RPI	ADJ CONF. RPI		
DIV. I ONLY		19- 14	.57576	124	5- 5		109	130	118	.52344	117	15	15
DIV. I NON-CONF.		10- 7	.58824	129	0- 1		98	115	102	.54362	102	12	12
<hr/>													
TOTALS		RPI 1-25		RPI 26-50		W-L RECORDS		RPI 51-100		RPI 101-150		RPI 150+	
19- 14		0- 2		1- 3		OVERALL		1- 3		2- 2		15- 4	
5- 2		0- 0		0- 0		HOME		0- 0		1- 1		4- 1	
8- 7		0- 1		0- 3		AWAY		0- 0		1- 1		7- 2	
6- 5		0- 1		1- 0		NEUTRAL		1- 3		0- 0		4- 1	
10- 7		0- 2		1- 1		NON-CONFERENCE		1- 3		1- 0		7- 1	
1- 0		0- 0		0- 0		HOME		0- 0		0- 0		1- 0	
4- 2		0- 1		0- 1		AWAY		0- 0		1- 0		3- 0	
5- 5		0- 1		1- 0		NEUTRAL		1- 3		0- 0		3- 1	
9- 7		0- 0		0- 2		CONFERENCE		0- 0		1- 2		8- 3	
4- 2		0- 0		0- 0		HOME		0- 0		1- 1		3- 1	
4- 5		0- 0		0- 2		AWAY		0- 0		0- 1		4- 2	
1- 0		0- 0		0- 0		NEUTRAL		0- 0		0- 0		1- 0	
RPI	S	Opponent	Score		RPI	S	Opponent	Score		RPI	S	Opponent	Score
6	A	Kansas	1	3	28	A	Western Ky.	0	3	51	N	Baylor	1 3
13	N	BYU	0	3	28	A	Western Ky.	0	3	54	N	Tulsa	0 3
					43	N	UNI	3	1	61	N	Long Beach St.	1 3
					50	A	Missouri	0	3	100	N	Sam Houston St.	3 1
													111 A North Texas 1 3
													111 H North Texas 0 3
													125 A Rice 3 1
													149 H Troy 3 1
													168 A UALR 3 0
													168 H UALR 2 3
													168 N UALR 3 1
													175 A Middle Tenn. 3 1
													178 N Air Force 1 3
													181 A FIU 0 3
													194 A Southeast Mo. St. 3 2
													196 A La.-Lafayette 1 3
													196 H La.-Lafayette 3 0
													208 H South Ala. 3 0
													231 A Bradley 3 1
													236 H Memphis 3 0
													249 N Hampton 3 0
													253 N Neb. Omaha 3 1
													261 A La.-Monroe 3 1
													261 H La.-Monroe 3 0
													271 A McNeese St. 3 0
													281 A Fla. Atlantic 3 1
													321 N Bethune-Cookman 3 0
<hr/>													
LAST 10 GAMES													
28 A Western Ky. 0 3					196 H La.-Lafayette 3 0								
168 N UALR 3 1					168 H UALR 2 3								
261 A La.-Monroe 3 1					175 A Middle Tenn. 3 1								
111 A North Texas 1 3					28 A Western Ky. 0 3								
50 A Missouri 0 3					168 A UALR 3 0								

Non-Div. I Games:

Arkansas St.

Average RPI Win:		213	WON-LOST RECORD		WINNING PCT. RANK		LAST 10 GAMES		STRENGTH OF SCHEDULE		OPP. STRENGTH OF SCHEDULE		TEAM RPI		ADJ RPI		CONF. RPI		ADJ CONF. RPI	
DIV. I ONLY			20- 7		.74074 44		6- 4		268		148		121		.52329 118		19		18	
DIV. I NON-CONF.			11- 3		.78571 50		0- 0		268		107		113		.5337 112		19		19	
TOTALS		RPI 1-25		RPI 26-50		W-L RECORDS		RPI 51-100		RPI 101-150		RPI 150+								
20- 7		0- 1		0- 0		OVERALL		0- 2		4- 2		16- 2								
11- 0		0- 0		0- 0		HOME		0- 0		2- 0		9- 0								
4- 5		0- 0		0- 0		AWAY		0- 2		0- 2		4- 1								
5- 2		0- 1		0- 0		NEUTRAL		0- 0		2- 0		3- 1								
11- 3		0- 1		0- 0		NON-CONFERENCE		0- 1		4- 1		7- 0								
5- 0		0- 0		0- 0		HOME		0- 0		2- 0		3- 0								
1- 2		0- 0		0- 0		AWAY		0- 1		0- 1		1- 0								
5- 1		0- 1		0- 0		NEUTRAL		0- 0		2- 0		3- 0								
9- 4		0- 0		0- 0		CONFERENCE		0- 1		0- 1		9- 2								
6- 0		0- 0		0- 0		HOME		0- 0		0- 0		6- 0								
3- 3		0- 0		0- 0		AWAY		0- 1		0- 1		3- 1								
0- 1		0- 0		0- 0		NEUTRAL		0- 0		0- 0		0- 1								
RPI	S	Opponent		Score		RPI	S	Opponent		Score		RPI	S	Opponent		Score				
8	N	UCLA		0	3					68	A	Duke	1	3	101	N	Alabama	3	2	
										85	A	Towson	0	3	103	A	UC Santa Barbara	0	3	
															120	H	Connecticut	3	0	
															126	N	Idaho	3	1	
															142	A	Delaware	2	3	
															143	H	Boston College	3	1	
															151	A	Hofstra	3	0	
															151	H	Hofstra	3	1	
															192	A	James Madison	0	3	
															192	H	James Madison	3	0	
															192	N	James Madison	2	3	
															200	A	William & Mary	3	2	
															200	H	William & Mary	3	1	
															216	N	Elon	3	0	
															230	N	Cal Poly	3	0	
															234	H	UNC Wilmington	3	1	
															237	H	Harvard	3	0	
															243	H	Georgia St.	3	0	
															247	A	New Hampshire	3	0	
															276	H	Sacred Heart	3	1	
															277	A	George Mason	3	0	
															277	H	George Mason	3	0	
															316	H	Holy Cross	3	0	
															318	N	East Carolina	3	0	
LAST 10 GAMES																				
						192	N	James Madison	2	3	85	A	Towson	0	3	316	H	Holy Cross	3	0
						277	A	George Mason	3	0	142	A	Delaware	2	3	318	N	East Carolina	3	0
						192	A	James Madison	0	3	151	A	Hofstra	3	0					
						200	A	William & Mary	3	2	192	H	James Madison	3	0					
						243	H	Georgia St.	3	0	277	H	George Mason	3	0					

Non-Div. I Games:

Northeastern

Duquesne				Through Games Of Sunday, Nov. 18, 2012											
Average RPI Win:		225	WON-LOST	WINNING	LAST 10	STRENGTH OF	OPP. STRENGTH	TEAM	ADJ	CONF.	ADJ CONF.				
Average RPI Loss:		80	RECORD	PCT. RANK	GAMES	SCHEDULE	OF SCHEDULE	RPI	RPI	RPI	RPI				
DIV. I ONLY			22- 11	.66667	70	5- 5	182	166	110	.52274	119	13	14		
DIV. I NON-CONF.			13- 5	.72222	69	1- 0	205	179	114	.53151	114	13	14		
TOTALS		RPI 1-25	RPI 26-50		W-L RECORDS		RPI 51-100		RPI 101-150		RPI 150+				
22- 11		0- 4	0- 1		OVERALL		1- 2		3- 1		18- 3				
13- 1		0- 0	0- 0		HOME		1- 0		1- 0		11- 1				
5- 8		0- 3	0- 0		AWAY		0- 2		2- 1		3- 2				
4- 2		0- 1	0- 1		NEUTRAL		0- 0		0- 0		4- 0				
13- 5		0- 3	0- 1		NON-CONFERENCE		0- 0		2- 1		11- 0				
6- 0		0- 0	0- 0		HOME		0- 0		1- 0		5- 0				
3- 3		0- 2	0- 0		AWAY		0- 0		1- 1		2- 0				
4- 2		0- 1	0- 1		NEUTRAL		0- 0		0- 0		4- 0				
9- 6		0- 1	0- 0		CONFERENCE		1- 2		1- 0		7- 3				
7- 1		0- 0	0- 0		HOME		1- 0		0- 0		6- 1				
2- 5		0- 1	0- 0		AWAY		0- 2		1- 0		1- 2				
0- 0		0- 0	0- 0		NEUTRAL		0- 0		0- 0		0- 0				
RPI S	Opponent		Score		RPI S	Opponent		Score		RPI S	Opponent		Score		
2 A	Penn St.		0	3	30 N	Oklahoma		0	3	112 A	New Mexico		3	2	
5 A	Nebraska		0	3						112 A	New Mexico		1	3	
22 A	Dayton		0	3						122 H	Pittsburgh		3	0	
24 N	Kentucky		0	3						146 A	Butler		3	1	
										161 N	Portland		3	1	
										166 H	Temple		2	3	
										166 H	Temple		3	0	
										172 A	George Washington		1	3	
										172 H	George Washington		3	1	
										182 A	Saint Louis		3	2	
										188 A	West Virginia		3	2	
										223 H	Rhode Island		3	0	
										232 A	Charlotte		1	3	
										232 H	Charlotte		3	0	
										251 H	Loyola Maryland		3	1	
										258 H	Robert Morris		3	0	
										260 N	Eastern Ill.		3	0	
										270 H	Fordham		3	1	
										278 A	Saint Francis (PA)		3	0	
										289 H	Norfolk St.		3	0	
										295 H	La Salle		3	0	
										296 H	Bucknell		3	0	
										324 N	Southern U.		3	0	
										324 N	Southern U.		3	0	
										327 H	Providence		3	0	
				LAST 10 GAMES											
				166 H	Temple	2	3	53 A	Xavier	0	3	324 N	Southern U.	3	0
				172 H	George Washington	3	1	258 H	Robert Morris	3	0	324 N	Southern U.	3	0
				270 H	Fordham	3	1	66 A	VCU	0	3	327 H	Providence	3	0
				223 H	Rhode Island	3	0	232 A	Charlotte	1	3				
				22 A	Dayton	0	3	295 H	La Salle	3	0				

Non-Div. I Games:

Duquesne

Average RPI Win:		194	WON-LOST RECORD		WINNING PCT. RANK		LAST 10 GAMES		STRENGTH OF SCHEDULE		OPP. STRENGTH OF SCHEDULE		TEAM RPI		ADJ RPI		CONF. RPI		ADJ CONF. RPI				
DIV. I ONLY			19- 12		.6129 106		7- 3		169		99		124		.52247 120		8		8				
DIV. I NON-CONF.			9- 6		.6 121		0- 0		215		182		157		.49376 155		9		9				
TOTALS		RPI 1-25		RPI 26-50				W-L RECORDS		RPI 51-100				RPI 101-150				RPI 150+					
19- 12		0- 1		0- 4				OVERALL		0- 3				8- 3				11- 1					
8- 3		0- 1		0- 1				HOME		0- 1				4- 0				4- 0					
7- 6		0- 0		0- 3				AWAY		0- 1				2- 2				5- 0					
4- 3		0- 0		0- 0				NEUTRAL		0- 1				2- 1				2- 1					
9- 6		0- 0		0- 2				NON-CONFERENCE		0- 1				3- 2				6- 1					
3- 1		0- 0		0- 1				HOME		0- 0				1- 0				2- 0					
2- 3		0- 0		0- 1				AWAY		0- 1				0- 1				2- 0					
4- 2		0- 0		0- 0				NEUTRAL		0- 0				2- 1				2- 1					
10- 6		0- 1		0- 2				CONFERENCE		0- 2				5- 1				5- 0					
5- 2		0- 1		0- 0				HOME		0- 1				3- 0				2- 0					
5- 3		0- 0		0- 2				AWAY		0- 0				2- 1				3- 0					
0- 1		0- 0		0- 0				NEUTRAL		0- 1				0- 0				0- 0					
RPI	S	Opponent		Score		RPI	S	Opponent		Score		RPI	S	Opponent		Score		RPI	S	Opponent		Score	
4	H	Louisville		1 3		32	A	Marquette		1 3		75	H	Cincinnati		2 3		103	N	UC Santa Barbara		3 0	
						35	H	Michigan St.		0 3		75	N	Cincinnati		2 3		108	N	Northern Ill.		1 3	
						36	A	Notre Dame		0 3		91	A	Missouri St.		0 3		113	A	St. John's (NY)		0 3	
						48	A	Loyola Marymount		0 3								116	A	South Fla.		3 2	
																		116	H	South Fla.		3 1	
																		118	A	Northeastern		0 3	
																		121	H	Seton Hall		3 2	
																		122	A	Pittsburgh		3 1	
																		129	H	Rutgers		3 0	
																		143	N	Boston College		3 0	
																		145	H	Fairfield		3 0	
																		193	A	Syracuse		3 0	
																		202	A	DePaul		3 1	
																		205	H	Villanova		3 1	
																		211	A	Georgetown		3 1	
																		211	H	Georgetown		3 1	
																		237	H	Harvard		3 0	
																		242	N	Iona		1 3	
																		253	N	Neb. Omaha		3 2	
																		276	A	Sacred Heart		3 0	
																		298	N	New Orleans		3 0	
																		300	H	Dartmouth		3 0	
																		305	A	Hartford		3 1	
LAST 10 GAMES																							
						75	N	Cincinnati		2 3		121	H	Seton Hall		3 2							
						116	H	South Fla.		3 1		129	H	Rutgers		3 0							
						211	A	Georgetown		3 1		122	A	Pittsburgh		3 1							
						193	A	Syracuse		3 0		116	A	South Fla.		3 2							
						32	A	Marquette		1 3		4	H	Louisville		1 3							

Non-Div. I Games:

Connecticut

Average RPI Win:		191	WON-LOST RECORD		WINNING PCT. RANK		LAST 10 GAMES		STRENGTH OF SCHEDULE		OPP. STRENGTH OF SCHEDULE		TEAM RPI		ADJ RPI		CONF. RPI		ADJ CONF. RPI	
Average RPI Loss:		82																		
DIV. I ONLY			17- 14		.54839 140		5- 5		117		101		126		.52013 122		8		8	
DIV. I NON-CONF.			10- 5		.66667 90		1- 0		185		138		117		.52662 118		9		9	
TOTALS		RPI 1-25		RPI 26-50		W-L RECORDS		RPI 51-100		RPI 101-150		RPI 150+								
17- 14		0- 1		0- 5		OVERALL		2- 2		4- 5		11- 1								
7- 5		0- 1		0- 0		HOME		0- 1		3- 2		4- 1								
6- 7		0- 0		0- 4		AWAY		1- 0		1- 3		4- 0								
4- 2		0- 0		0- 1		NEUTRAL		1- 1		0- 0		3- 0								
10- 5		0- 0		0- 2		NON-CONFERENCE		2- 1		1- 2		7- 0								
4- 0		0- 0		0- 0		HOME		0- 0		1- 0		3- 0								
2- 3		0- 0		0- 1		AWAY		1- 0		0- 2		1- 0								
4- 2		0- 0		0- 1		NEUTRAL		1- 1		0- 0		3- 0								
7- 9		0- 1		0- 3		CONFERENCE		0- 1		3- 3		4- 1								
3- 5		0- 1		0- 0		HOME		0- 1		2- 2		1- 1								
4- 4		0- 0		0- 3		AWAY		0- 0		1- 1		3- 0								
0- 0		0- 0		0- 0		NEUTRAL		0- 0		0- 0		0- 0								
RPI	S	Opponent		Score		RPI	S	Opponent		Score		RPI	S	Opponent		Score				
4	H	Louisville		0 3		26	A	Purdue		0 3		72	A	Cleveland St.		3 0				
						32	A	Marquette		1 3		75	H	Cincinnati		0 3				
						32	A	Marquette		1 3		94	N	Wyoming		0 3				
						36	A	Notre Dame		1 3		100	N	Sam Houston St.		3 1				
						43	N	UNI		0 3										

Non-Div. I Games:

Pittsburgh

Average RPI Win:		169	WON-LOST	WINNING	LAST 10	STRENGTH OF		OPP. STRENGTH	TEAM	ADJ	CONF.	ADJ CONF.
Average RPI Loss:		82	RECORD	PCT. RANK	GAMES	SCHEDULE		OF SCHEDULE	RPI	RPI	RPI	RPI
DIV. I ONLY			16- 14	.53333	148	6- 4		113	83	125	.51899	123
DIV. I NON-CONF.			6- 7	.46154	182	0- 0		89	72	123	.51651	124
TOTALS		RPI 1-25	RPI 26-50		W-L RECORDS		RPI 51-100		RPI 101-150		RPI 150+	
16- 14	0- 3		0- 1		OVERALL		3- 6		3- 1		10- 3	
5- 8	0- 2		0- 1		HOME		2- 3		0- 1		3- 1	
7- 4	0- 1		0- 0		AWAY		0- 3		2- 0		5- 0	
4- 2	0- 0		0- 0		NEUTRAL		1- 0		1- 0		2- 2	
6- 7	0- 1		0- 1		NON-CONFERENCE		1- 3		2- 0		3- 2	
0- 4	0- 1		0- 1		HOME		0- 2		0- 0		0- 0	
2- 1	0- 0		0- 0		AWAY		0- 1		1- 0		1- 0	
4- 2	0- 0		0- 0		NEUTRAL		1- 0		1- 0		2- 2	
10- 7	0- 2		0- 0		CONFERENCE		2- 3		1- 1		7- 1	
5- 4	0- 1		0- 0		HOME		2- 1		0- 1		3- 1	
5- 3	0- 1		0- 0		AWAY		0- 2		1- 0		4- 0	
0- 0	0- 0		0- 0		NEUTRAL		0- 0		0- 0		0- 0	
RPI S	Opponent	Score	RPI S	Opponent	Score	RPI S	Opponent	Score	RPI S	Opponent	Score	
16 A	Hawaii	1 3	45 H	Santa Clara	2 3	59 H	San Francisco	1 3	103 A	UC Santa Barbara	3 0	
16 H	Hawaii	0 3				61 A	Long Beach St.	1 3	103 H	UC Santa Barbara	1 3	
19 H	North Carolina	0 3				61 H	Long Beach St.	1 3	140 N	Utah Valley	3 2	
						78 A	Cal St. Northridge	1 3	146 A	Butler	3 0	
						78 H	Cal St. Northridge	3 2	159 A	UC Irvine	3 0	
						80 H	Utah	0 3	159 H	UC Irvine	3 0	
						81 H	Pacific	3 1	160 A	Cal St. Fullerton	3 1	
						87 N	Furman	3 0	160 H	Cal St. Fullerton	2 3	
						90 A	Fresno St.	0 3	164 N	UAB	1 3	
									175 A	Middle Tenn.	3 2	
									187 N	Sacramento St.	3 1	
									194 N	Southeast Mo. St.	0 3	
									230 A	Cal Poly	3 0	
									230 H	Cal Poly	3 0	
									235 N	Kent St.	3 0	
									266 A	UC Riverside	3 0	
									266 H	UC Riverside	3 2	
LAST 10 GAMES												
	16 H	Hawaii	0 3		159 H	UC Irvine	3 0					
	78 H	Cal St. Northridge	3 2		266 A	UC Riverside	3 0					
	103 A	UC Santa Barbara	3 0		160 A	Cal St. Fullerton	3 1					
	230 A	Cal Poly	3 0		78 A	Cal St. Northridge	1 3					
	61 H	Long Beach St.	1 3		16 A	Hawaii	1 3					

Non-Div. I Games:

UC Davis

Average RPI Win:	240	WON-LOST RECORD	WINNING PCT. RANK	LAST 10 GAMES		STRENGTH OF SCHEDULE	OPP. STRENGTH OF SCHEDULE	TEAM RPI	ADJ RPI	CONF. RPI	ADJ CONF. RPI
Average RPI Loss:	164										
DIV. I ONLY		25- 7	.78125 29	10- 0		263	255	114	.5179 124	25	27
DIV. I NON-CONF.		10- 5	.66667 90	0- 0		225	167	131	.5083 133	27	26
TOTALS	RPI 1-25		RPI 26-50	W-L RECORDS		RPI 51-100			RPI 101-150		RPI 150+
25- 7	0- 0		0- 0	OVERALL		0- 2			1- 1		24- 4
9- 0	0- 0		0- 0	HOME		0- 0			0- 0		9- 0
9- 4	0- 0		0- 0	AWAY		0- 1			0- 1		9- 2
7- 3	0- 0		0- 0	NEUTRAL		0- 1			1- 0		6- 2
10- 5	0- 0		0- 0	NON-CONFERENCE		0- 2			1- 1		9- 2
2- 0	0- 0		0- 0	HOME		0- 0			0- 0		2- 0
4- 2	0- 0		0- 0	AWAY		0- 1			0- 1		4- 0
4- 3	0- 0		0- 0	NEUTRAL		0- 1			1- 0		3- 2
15- 2	0- 0		0- 0	CONFERENCE		0- 0			0- 0		15- 2
7- 0	0- 0		0- 0	HOME		0- 0			0- 0		7- 0
5- 2	0- 0		0- 0	AWAY		0- 0			0- 0		5- 2
3- 0	0- 0		0- 0	NEUTRAL		0- 0			0- 0		3- 0
RPI S Opponent	Score		RPI S Opponent	Score		RPI S Opponent	Score		RPI S Opponent	Score	
						64 N Virginia Tech	1 3		136 A Virginia	2 3	
						66 A VCU	0 3		148 N Columbia	3 1	
									177 A UCF	3 2	
									180 A High Point	3 2	
									180 H High Point	3 0	
									186 N Marshall	0 3	
									192 H James Madison	3 0	
									197 H Presbyterian	3 0	
									197 N Presbyterian	3 0	
									200 H William & Mary	3 1	
									211 A Georgetown	3 1	
									212 A Coastal Caro.	1 3	
									212 N Coastal Caro.	3 1	
									213 N Jacksonville	3 2	
									214 N UNC Greensboro	2 3	
									216 N Elon	3 0	
									235 A Kent St.	3 2	
									257 H Winthrop	3 0	
									268 A UNC Asheville	2 3	
									268 H UNC Asheville	3 0	
									272 A Radford	3 2	
									272 H Radford	3 0	
				LAST 10 GAMES					278 N Saint Francis (PA)	3 0	
				212 N Coastal Caro.	3 1				290 A Charleston So.	3 2	
				197 N Presbyterian	3 0				290 N Charleston So.	3 0	
				290 N Charleston So.	3 0				291 A Gardner-Webb	3 0	
				291 H Gardner-Webb	3 0				291 H Gardner-Webb	3 0	
				268 H UNC Asheville	3 0						
						197 H Presbyterian	3 0				

Non-Div. I Games:

Liberty

RPI	S	Opponent	Score	
312	A	Campbell	3	0
312	H	Campbell	3	0
314	A	N.C. Central	3	0

Liberty

L
i
b
e
r
t
y

L
i
b
e
r
t
y

Rice				Through Games Of Sunday, Nov. 18, 2012										
Average RPI Win: 198		WON-LOST	WINNING	LAST 10	STRENGTH OF		OPP. STRENGTH	TEAM	ADJ		CONF.	ADJ CONF.		
Average RPI Loss: 97		RECORD	PCT. RANK	GAMES	SCHEDULE		OF SCHEDULE	RPI	RPI		RPI	RPI		
DIV. I ONLY		19- 12	.6129	106	6- 4		175	110	127	.51581	125	22	22	
DIV. I NON-CONF.		7- 7	.5	158	0- 0		62	40	97	.54946	94	18	17	
<hr/>														
TOTALS		RPI 1-25		RPI 26-50		W-L RECORDS		RPI 51-100		RPI 101-150		RPI 150+		
19- 12		0- 2		0- 1		OVERALL		3- 4		1- 2		15- 3		
11- 7		0- 2		0- 1		HOME		2- 3		1- 1		8- 0		
6- 4		0- 0		0- 0		AWAY		1- 1		0- 1		5- 2		
2- 1		0- 0		0- 0		NEUTRAL		0- 0		0- 0		2- 1		
<hr/>														
7- 7		0- 2		0- 1		NON-CONFERENCE		3- 2		1- 2		3- 0		
4- 6		0- 2		0- 1		HOME		2- 2		1- 1		1- 0		
1- 1		0- 0		0- 0		AWAY		1- 0		0- 1		0- 0		
2- 0		0- 0		0- 0		NEUTRAL		0- 0		0- 0		2- 0		
<hr/>														
12- 5		0- 0		0- 0		CONFERENCE		0- 2		0- 0		12- 3		
7- 1		0- 0		0- 0		HOME		0- 1		0- 0		7- 0		
5- 3		0- 0		0- 0		AWAY		0- 1		0- 0		5- 2		
0- 1		0- 0		0- 0		NEUTRAL		0- 0		0- 0		0- 1		
<hr/>														
RPI	S	Opponent	Score		RPI	S	Opponent	Score		RPI	S	Opponent	Score	
12	H	Washington	0	3	26	H	Purdue	2	3	54	A	Tulsa	1	3
13	H	BYU	0	3						105	A	Ole Miss	0	3
										54	H	Tulsa	2	3
										78	H	Cal St. Northridge	0	3
										79	H	LSU	0	3
										83	A	UTSA	3	1
										89	H	Texas Tech	3	0
										100	H	Sam Houston St.	3	0
		</												

Non-Div. I Games:

Rice

Average RPI Win:		187	WON-LOST RECORD		WINNING PCT. RANK		LAST 10 GAMES		STRENGTH OF SCHEDULE		OPP. STRENGTH OF SCHEDULE		TEAM RPI		ADJ RPI		CONF. RPI		ADJ CONF. RPI				
Average RPI Loss:		98																					
DIV. I ONLY			15- 13		.53571 146		7- 3		112		127		130		.51579 126		17		16				
DIV. I NON-CONF.			2- 8		.2 285		0- 0		72		42		213		.46456 204		16		16				
TOTALS		RPI 1-25		RPI 26-50		W-L RECORDS		RPI 51-100		RPI 101-150		RPI 150+											
15- 13		0- 2		0- 1		OVERALL		2- 4		3- 4		10- 2											
9- 3		0- 0		0- 0		HOME		1- 2		2- 1		6- 0											
6- 7		0- 1		0- 0		AWAY		1- 2		1- 2		4- 2											
0- 3		0- 1		0- 1		NEUTRAL		0- 0		0- 1		0- 0											
2- 8		0- 2		0- 1		NON-CONFERENCE		0- 2		1- 2		1- 1											
2- 1		0- 0		0- 0		HOME		0- 1		1- 0		1- 0											
0- 4		0- 1		0- 0		AWAY		0- 1		0- 1		0- 1											
0- 3		0- 1		0- 1		NEUTRAL		0- 0		0- 1		0- 0											
13- 5		0- 0		0- 0		CONFERENCE		2- 2		2- 2		9- 1											
7- 2		0- 0		0- 0		HOME		1- 1		1- 1		5- 0											
6- 3		0- 0		0- 0		AWAY		1- 1		1- 1		4- 1											
0- 0		0- 0		0- 0		NEUTRAL		0- 0		0- 0		0- 0											
RPI	S	Opponent		Score		RPI	S	Opponent		Score		RPI	S	Opponent		Score							
8	N	UCLA		0	3	40	N	San Diego St.		2	3	78	A	Cal St. Northridge		1	3	103	A	UC Santa Barbara	2	3	
16	A	Hawaii		0	3							81	H	Pacific		2	3	104	A	New Mexico St.	3	0	
												83	A	UTSA		1	3	104	H	New Mexico St.	2	3	
												83	H	UTSA		3	1	118	N	Northeastern	1	3	
												93	A	Utah St.		3	0	132	H	Washington St.	3	2	
												93	H	Utah St.		2	3	134	A	Denver	2	3	
																		134	H	Denver	3	0	
																		154	A	Texas St.	3	0	
																		154	H	Texas St.	3	2	
																		183	A	San Jose St.	0	3	
																		183	H	San Jose St.	3	1	
																		226	A	Texas-Arlington	3	1	
																		226	H	Texas-Arlington	3	1	
																		227	A	Seattle	3	2	
																		227	H	Seattle	3	1	
																		230	A	Cal Poly	2	3	
																		245	H	Montana	3	1	
																		308	A	Louisiana Tech	3	0	
																		308	H	Louisiana Tech	3	0	
LAST 10 GAMES																							
104 A New Mexico St.						3 0						154 A Texas St.						3 0					
226 H Texas-Arlington						3 1						83 A UTSA						1 3					
308 H Louisiana Tech						3 0						183 H San Jose St.						3 1					
227 H Seattle						3 1						93 H Utah St.						2 3					
134 A Denver						2 3						308 A Louisiana Tech						3 0					

Non-Div. I Games:

Idaho

LIU Brooklyn

Average RPI Win: 188		WON-LOST	WINNING	LAST 10	STRENGTH OF		OPP. STRENGTH	TEAM	ADJ	CONF.	ADJ CONF.
Average RPI Loss: 86		RECORD	PCT. RANK	GAMES	SCHEDULE		OF SCHEDULE	RPI	RPI	RPI	RPI
DIV. I ONLY		15- 13	.53571	146	3- 7		125	107	135	.51346	128
DIV. I NON-CONF.		6- 5	.54545	149	0- 0		123	122	119	.52635	119
TOTALS		RPI 1-25	RPI 26-50		W-L RECORDS		RPI 51-100		RPI 101-150		RPI 150+
15- 13	0- 0	0- 3		OVERALL		3- 6		3- 2		9- 2	
7- 3	0- 0	0- 0		HOME		3- 2		2- 1		2- 0	
4- 7	0- 0	0- 2		AWAY		0- 2		1- 1		3- 2	
4- 3	0- 0	0- 1		NEUTRAL		0- 2		0- 0		4- 0	
6- 5	0- 0	0- 3		NON-CONFERENCE		0- 2		1- 0		5- 0	
1- 1	0- 0	0- 0		HOME		0- 1		1- 0		0- 0	
1- 2	0- 0	0- 2		AWAY		0- 0		0- 0		1- 0	
4- 2	0- 0	0- 1		NEUTRAL		0- 1		0- 0		4- 0	
9- 8	0- 0	0- 0		CONFERENCE		3- 4		2- 2		4- 2	
6- 2	0- 0	0- 0		HOME		3- 1		1- 1		2- 0	
3- 5	0- 0	0- 0		AWAY		0- 2		1- 1		2- 2	
0- 1	0- 0	0- 0		NEUTRAL		0- 1		0- 0		0- 0	
RPI S	Opponent	Score	RPI S	Opponent	Score	RPI S	Opponent	Score	RPI S	Opponent	Score
27 N	Arkansas	0 3	52 H	Bowling Green	2 3	108 A	Northern Ill.	0 3	108 H	Northern Ill.	1 3
33 A	Michigan	0 3	56 H	IPFW	1 3	131 A	Ball St.	3 2	131 H	Ball St.	3 2
42 A	North Carolina St.	1 3	60 N	Auburn	2 3	138 H	Oakland	3 1	169 A	Akron	1 3
			62 H	Ohio	3 2	185 A	Green Bay	3 0	222 A	Toledo	3 1
			69 A	Western Mich.	0 3	222 H	Toledo	3 0	228 A	Buffalo	1 3
			69 H	Western Mich.	3 1	235 A	Kent St.	3 0	240 H	Miami (OH)	3 1
			69 N	Western Mich.	1 3	246 N	UMBC	3 0	255 N	Drake	3 1
			98 A	Eastern Mich.	0 3	267 N	Western Caro.	3 1	312 N	Campbell	3 0
			98 H	Eastern Mich.	3 0						
LAST 10 GAMES											
69 N	Western Mich.	1 3	108 A	Northern Ill.	0 3						
131 H	Ball St.	3 2	69 A	Western Mich.	0 3						
222 H	Toledo	3 0	169 A	Akron	1 3						
62 H	Ohio	3 2	228 A	Buffalo	1 3						
98 A	Eastern Mich.	0 3	52 H	Bowling Green	2 3						

Non-Div. I Games:

Central Mich.

Average RPI Win: 187		WON-LOST	WINNING	LAST 10	STRENGTH OF		OPP. STRENGTH	TEAM	ADJ	CONF.	ADJ CONF.
Average RPI Loss: 148		RECORD	PCT. RANK	GAMES	SCHEDULE		OF SCHEDULE	RPI	RPI	RPI	RPI
DIV. I ONLY		22- 12	.64706	85	6- 4		161	182	116	.51139	130
DIV. I NON-CONF.		10- 4	.71429	70	1- 0		270	235	137	.49535	152
TOTALS		RPI 1-25	RPI 26-50		W-L RECORDS		RPI 51-100		RPI 101-150		RPI 150+
22- 12	0- 0	0- 3		OVERALL		3- 1		6- 3		13- 5	
10- 3	0- 0	0- 1		HOME		2- 0		3- 0		5- 2	
7- 7	0- 0	0- 2		AWAY		1- 1		1- 3		5- 1	
5- 2	0- 0	0- 0		NEUTRAL		0- 0		2- 0		3- 2	
10- 4	0- 0	0- 0		NON-CONFERENCE		0- 0		3- 1		7- 3	
3- 1	0- 0	0- 0		HOME		0- 0		1- 0		2- 1	
3- 1	0- 0	0- 0		AWAY		0- 0		1- 1		2- 0	
4- 2	0- 0	0- 0		NEUTRAL		0- 0		1- 0		3- 2	
12- 8	0- 0	0- 3		CONFERENCE		3- 1		3- 2		6- 2	
7- 2	0- 0	0- 1		HOME		2- 0		2- 0		3- 1	
4- 6	0- 0	0- 2		AWAY		1- 1		0- 2		3- 1	
1- 0	0- 0	0- 0		NEUTRAL		0- 0		1- 0		0- 0	
RPI S	Opponent	Score	RPI S	Opponent	Score	RPI S	Opponent	Score	RPI S	Opponent	Score
			49 A	Central Ark.	0 3	99 A	Oral Roberts	3 1	107 N	Indiana	3 2
			49 A	Central Ark.	2 3	99 H	Oral Roberts	3 0	109 A	A&M-Corpus Christi	0 3
			49 H	Central Ark.	2 3	100 A	Sam Houston St.	0 3	109 H	A&M-Corpus Christi	3 0
						100 H	Sam Houston St.	3 2	111 H	North Texas	3 0
									114 A	Northwestern St.	0 3
									114 H	Northwestern St.	3 1
									114 N	Northwestern St.	3 2
									139 A	Houston Baptist	1 3
									146 A	Butler	3 0
									163 N	South Dakota	3 2
									165 A	North Dakota	3 1
									185 N	Green Bay	2 3
									190 A	Nicholls St.	3 2
									190 H	Nicholls St.	3 1
									226 A	Texas-Arlington	3 0
									229 N	Western Ill.	0 3
									241 A	Lamar	3 1
									241 H	Lamar	3 1
									244 A	Southeastern La.	2 3
									244 H	Southeastern La.	2 3
									258 H	Robert Morris	3 0
									261 H	La.-Monroe	1 3
									271 A	McNeese St.	3 0
									271 H	McNeese St.	3 1
									279 N	Tex.-Pan American	3 2
									282 H	Southern Miss.	3 1
									329 N	Savannah St.	3 0
LAST 10 GAMES			49 A	Central Ark.	2 3	114 A	Northwestern St.	0 3	271 A	McNeese St.	3 0
			114 N	Northwestern St.	3 2	111 H	North Texas	3 0	271 H	McNeese St.	3 1
			49 A	Central Ark.	0 3	190 A	Nicholls St.	3 2	279 N	Tex.-Pan American	3 2
			99 A	Oral Roberts	3 1	244 A	Southeastern La.	2 3	282 H	Southern Miss.	3 1
			109 H	A&M-Corpus Christi	3 0	241 H	Lamar	3 1	329 N	Savannah St.	3 0

Non-Div. I Games:

Stephen F. Austin

Average RPI Win: 177		WON-LOST	WINNING	LAST 10	STRENGTH OF		OPP. STRENGTH	TEAM	ADJ	CONF.	ADJ CONF.
Average RPI Loss: 92		RECORD	PCT. RANK	GAMES	SCHEDULE		OF SCHEDULE	RPI	RPI	RPI	RPI
DIV. I ONLY		14- 16	.46667	186	96		117	142	.51098	131	11
DIV. I NON-CONF.		7- 6	.53846	153	50		133	91	.55473	88	11
TOTALS		RPI 1-25	RPI 26-50		W-L RECORDS		RPI 51-100		RPI 101-150		RPI 150+
14- 16	0- 0	0- 1		OVERALL		4- 9		2- 5		8- 1	
8- 6	0- 0	0- 0		HOME		2- 4		1- 2		5- 0	
5- 6	0- 0	0- 0		AWAY		2- 3		1- 2		2- 1	
1- 4	0- 0	0- 1		NEUTRAL		0- 2		0- 1		1- 0	
7- 6	0- 0	0- 1		NON-CONFERENCE		2- 4		2- 1		3- 0	
5- 1	0- 0	0- 0		HOME		2- 1		1- 0		2- 0	
1- 2	0- 0	0- 0		AWAY		0- 2		1- 0		0- 0	
1- 3	0- 0	0- 1		NEUTRAL		0- 1		0- 1		1- 0	
7- 10	0- 0	0- 0		CONFERENCE		2- 5		0- 4		5- 1	
3- 5	0- 0	0- 0		HOME		0- 3		0- 2		3- 0	
4- 4	0- 0	0- 0		AWAY		2- 1		0- 2		2- 1	
0- 1	0- 0	0- 0		NEUTRAL		0- 1		0- 0		0- 0	
RPI S	Opponent	Score	RPI S	Opponent	Score	RPI S	Opponent	Score	RPI S	Opponent	Score
			29 N	Creighton	0 3	52 A	Bowling Green	3 1	106 A	IUPUI	3 0
						54 N	Tulsa	1 3	108 A	Northern Ill.	1 3
						56 A	IPFW	1 3	108 H	Northern Ill.	0 3
						62 H	Ohio	0 3	111 N	North Texas	0 3
						62 N	Ohio	0 3	122 H	Pittsburgh	3 0
						66 H	VCU	1 3	128 A	Central Mich.	2 3
						69 A	Western Mich.	1 3	128 H	Central Mich.	2 3
						69 H	Western Mich.	0 3	169 H	Akron	3 1
						82 A	Northern Colo.	1 3	222 A	Toledo	3 2
						92 H	Illinois St.	3 1	222 H	Toledo	3 0
						94 H	Wyoming	3 1	228 A	Buffalo	3 2
						98 A	Eastern Mich.	3 0	235 H	Kent St.	3 0
						98 H	Eastern Mich.	1 3	240 A	Miami (OH)	2 3
									243 N	Georgia St.	3 0
									291 H	Gardner-Webb	3 0
									302 H	Wright St.	3 0
LAST 10 GAMES											
			62 N	Ohio	0 3	228 A	Buffalo	3 2			
			128 A	Central Mich.	2 3	222 A	Toledo	3 2			
			98 A	Eastern Mich.	3 0	240 A	Miami (OH)	2 3			
			108 H	Northern Ill.	0 3	52 A	Bowling Green	3 1			
			69 H	Western Mich.	0 3	62 H	Ohio	0 3			

Non-Div. I Games:

Ball St.

Average RPI Win: 210		WON-LOST RECORD		WINNING PCT. RANK		LAST 10 GAMES		STRENGTH OF SCHEDULE		OPP. STRENGTH OF SCHEDULE		TEAM RPI		ADJ RPI		CONF. RPI		ADJ CONF. RPI	
DIV. I ONLY		12- 18		.4 217		2- 8		89		41		149		.51001 132		2		2	
DIV. I NON-CONF.		10- 2		.83333 34		0- 0		297		222		120		.52331 120		2		2	
TOTALS		RPI 1-25		RPI 26-50		W-L RECORDS		RPI 51-100		RPI 101-150		RPI 150+							
12- 18		0- 9		0- 3		OVERALL		1- 4		1- 2		10- 0							
5- 6		0- 4		0- 1		HOME		1- 1		1- 0		3- 0							
2- 11		0- 5		0- 2		AWAY		0- 2		0- 2		2- 0							
5- 1		0- 0		0- 0		NEUTRAL		0- 1		0- 0		5- 0							
10- 2		0- 0		0- 0		NON-CONFERENCE		0- 1		0- 1		10- 0							
3- 0		0- 0		0- 0		HOME		0- 0		0- 0		3- 0							
2- 1		0- 0		0- 0		AWAY		0- 0		0- 1		2- 0							
5- 1		0- 0		0- 0		NEUTRAL		0- 1		0- 0		5- 0							
2- 16		0- 9		0- 3		CONFERENCE		1- 3		1- 1		0- 0							
2- 6		0- 4		0- 1		HOME		1- 1		1- 0		0- 0							
0- 10		0- 5		0- 2		AWAY		0- 2		0- 1		0- 0							
0- 0		0- 0		0- 0		NEUTRAL		0- 0		0- 0		0- 0							
RPI	S	Opponent		Score		RPI	S	Opponent		Score		RPI	S	Opponent		Score			
1	A	Stanford		0 3		39	A	California		1 3		58	A	Oregon St.		0 3			
1	H	Stanford		2 3		39	H	California		0 3		58	H	Oregon St.		3 0			
8	A	UCLA		0 3		45	A	Arizona St.		1 3		80	A	Utah		1 3			
8	H	UCLA		0 3								80	H	Utah		3 2			
10	A	Southern California		0 3								81	N	Pacific		0 3			
10	H	Southern California		0 3															
11	A	Oregon		0 3															
11	H	Oregon		1 3															
12	A	Washington		1 3															
														</					

Non-Div. I Games:

Washington St.

Iowa

Average RPI Win: 193		WON-LOST	WINNING	LAST 10	STRENGTH OF	OPP. STRENGTH	TEAM	ADJ	CONF.	ADJ CONF.					
Average RPI Loss: 47		RECORD	PCT. RANK	GAMES	SCHEDULE	OF SCHEDULE	RPI	RPI	RPI	RPI					
DIV. I ONLY		10- 21	.32258	256	0- 10	45	43	148	.50942	133	1	1			
DIV. I NON-CONF.		8- 5	.61538	114	0- 0	182	165	135	.50955	132	1	1			
<hr/>															
TOTALS		RPI 1-25	RPI 26-50		W-L RECORDS	RPI 51-100		RPI 101-150		RPI 150+					
10- 21	0- 8		1- 7		OVERALL	0- 3		2- 2		7- 1					
3- 10	0- 4		0- 3		HOME	0- 1		1- 1		2- 1					
2- 10	0- 4		1- 4		AWAY	0- 1		1- 1		0- 0					
5- 1	0- 0		0- 0		NEUTRAL	0- 1		0- 0		5- 0					
<hr/>															
8- 5	0- 1		0- 1		NON-CONFERENCE	0- 1		1- 1		7- 1					
3- 1	0- 0		0- 0		HOME	0- 0		1- 0		2- 1					
0- 3	0- 1		0- 1		AWAY	0- 0		0- 1		0- 0					
5- 1	0- 0		0- 0		NEUTRAL	0- 1		0- 0		5- 0					
<hr/>															
2- 16	0- 7		1- 6		CONFERENCE	0- 2		1- 1		0- 0					
0- 9	0- 4		0- 3		HOME	0- 1		0- 1		0- 0					
2- 7	0- 3		1- 3		AWAY	0- 1		1- 0		0- 0					
0- 0	0- 0		0- 0		NEUTRAL	0- 0		0- 0		0- 0					
<hr/>															
RPI	S	Opponent	Score	RPI	S	Opponent	Score	RPI	S	Opponent	Score				
2	A	Penn St.	1 3	26	A	Purdue	3 0	67	A	Wisconsin	0 3	107	A	Indiana	3 1
2	H	Penn St.	0 3	26	H	Purdue	0 3	67	H	Wisconsin	2 3	107	H	Indiana	0 3
5	H	Nebraska	0 3	32	A	Marquette	0 3	81	N	Pacific	1 3	138	A	Oakland	2 3
7	A	Minnesota	0 3	33	A	Michigan	0 3					141	H	Valparaiso	3 1
7	H	Minnesota	1 3	33	H	Michigan	0 3					162	H	South Dakota St.	3 1
20	A	Ohio St.	0 3	35	A	Michigan St.	0 3					193	N	Syracuse	3 2
20	H	Ohio St.	0 3	35	H	Michigan St.	0 3					194	H	Southeast Mo. St.	2 3
23	A	Iowa St.	2 3	47	A	Northwestern	0 3					217	N	Milwaukee	3 2
												222	N	Toledo	3 1
												260	N	Eastern Ill.	3 1
												287	N	Eastern Wash.	3 0
												319	H	Chicago St.	3 0
<hr/>															
				LAST 10 GAMES											
				7	A	Minnesota	0 3	35	A	Michigan St.	0 3				
				67	A	Wisconsin	0 3	20	H	Ohio St.	0 3				
				107	H	Indiana	0 3	2	H	Penn St.	0 3				
				26	H	Purdue	0 3	47	A	Northwestern	0 3				
				33	A	Michigan	0 3	5	H	Nebraska	0 3				

Non-Div. I Games:

Iowa

D
e
n
v
e
r

Loss, Non-Conf, S Site, H Home, A Away, N Neutral Page 138

Average RPI Win: 208		WON-LOST	WINNING	LAST 10	STRENGTH OF		OPP. STRENGTH	TEAM	ADJ	CONF.	ADJ CONF.
Average RPI Loss: 155		RECORD	PCT. RANK	GAMES	SCHEDULE		OF SCHEDULE	RPI	RPI	RPI	RPI
DIV. I ONLY		23- 12	.65714	74	7- 3		174	220	123	.50752	135
DIV. I NON-CONF.		9- 5	.64286	99	0- 0		197	211	134	.50578	135
TOTALS		RPI 1-25	RPI 26-50		W-L RECORDS		RPI 51-100		RPI 101-150		RPI 150+
23- 12	0- 0	0- 0		OVERALL		1- 4		3- 2		19- 6	
10- 1	0- 0	0- 0		HOME		0- 1		2- 0		8- 0	
4- 9	0- 0	0- 0		AWAY		0- 3		1- 2		3- 4	
9- 2	0- 0	0- 0		NEUTRAL		1- 0		0- 0		8- 2	
9- 5	0- 0	0- 0		NON-CONFERENCE		0- 2		0- 1		9- 2	
2- 0	0- 0	0- 0		HOME		0- 0		0- 0		2- 0	
1- 3	0- 0	0- 0		AWAY		0- 2		0- 1		1- 0	
6- 2	0- 0	0- 0		NEUTRAL		0- 0		0- 0		6- 2	
14- 7	0- 0	0- 0		CONFERENCE		1- 2		3- 1		10- 4	
8- 1	0- 0	0- 0		HOME		0- 1		2- 0		6- 0	
3- 6	0- 0	0- 0		AWAY		0- 1		1- 1		2- 4	
3- 0	0- 0	0- 0		NEUTRAL		1- 0		0- 0		2- 0	
RPI S	Opponent	Score	RPI S	Opponent	Score	RPI S	Opponent	Score	RPI S	Opponent	Score
						57 A	Clemson	0 3	101 A	Alabama	0 3
						95 A	South Carolina	2 3	115 A	FGCU	0 3
						97 A	Lipscomb	0 3	115 H	FGCU	3 2
						97 H	Lipscomb	1 3	137 A	Northern Ky.	3 2
						97 N	Lipscomb	3 1	137 H	Northern Ky.	3 2
									152 A	North Florida	2 3
									152 H	North Florida	3 1
									152 N	North Florida	3 2
									166 N	Temple	3 0
									169 N	Akron	3 1
									186 H	Marshall	3 1
									191 N	Austin Peay	0 3
									197 A	Presbyterian	3 0
									206 A	Kennesaw St.	3 0
									206 H	Kennesaw St.	3 1
									213 A	Jacksonville	2 3
									213 H	Jacksonville	3 0
									225 A	Mercer	0 3
									225 H	Mercer	3 1
									225 N	Mercer	3 0
									232 N	Charlotte	3 1
									239 N	Chattanooga	3 0
									241 N	Lamar	1 3
									267 H	Western Caro.	3 0
									268 N	UNC Asheville	3 2
									273 A	USC Upstate	2 3
									273 H	USC Upstate	3 0
LAST 10 GAMES			LAST 10 GAMES			152 N	North Florida	3 2	206 H	Kennesaw St.	3 1
						97 N	Lipscomb	3 1	309 H	Stetson	3 0
						225 N	Mercer	3 0	115 H	FGCU	3 2
						213 A	Jacksonville	2 3	137 A	Northern Ky.	3 2
						152 A	North Florida	2 3	97 A	Lipscomb	0 3

Non-Div. I Games:

East Tenn. St.

RPI	S	Opponent	Score	
309	A	Stetson	3	2
309	H	Stetson	3	0
313	N	Alabama St.	3	2

East Tenn. St.

E
a
s
t
T
e
n
n
.
S
t
.

E
a
s
t
T
e
n
n
.
S
t
.

Average RPI Win: 172		WON-LOST RECORD		WINNING PCT. RANK		LAST 10 GAMES		STRENGTH OF SCHEDULE		OPP. STRENGTH OF SCHEDULE		TEAM RPI		ADJ RPI		CONF. RPI		ADJ CONF. RPI				
DIV. I ONLY		9- 21		.3 275		3- 7		29		63		146		.5074 136		6		6				
DIV. I NON-CONF.		6- 5		.54545 149		0- 0		73		155		107		.53839 107		6		6				
TOTALS		RPI 1-25		RPI 26-50		W-L RECORDS		RPI 51-100		RPI 101-150		RPI 150+										
9- 21		0- 6		0- 4		OVERALL		1- 8		3- 2		5- 1										
6- 9		0- 3		0- 2		HOME		1- 4		3- 0		2- 0										
1- 10		0- 3		0- 2		AWAY		0- 4		0- 1		1- 0										
2- 2		0- 0		0- 0		NEUTRAL		0- 0		0- 1		2- 1										
6- 5		0- 0		0- 2		NON-CONFERENCE		0- 1		2- 1		4- 1										
3- 1		0- 0		0- 1		HOME		0- 0		2- 0		1- 0										
1- 2		0- 0		0- 1		AWAY		0- 1		0- 0		1- 0										
2- 2		0- 0		0- 0		NEUTRAL		0- 0		0- 1		2- 1										
3- 16		0- 6		0- 2		CONFERENCE		1- 7		1- 1		1- 0										
3- 8		0- 3		0- 1		HOME		1- 4		1- 0		1- 0										
0- 8		0- 3		0- 1		AWAY		0- 3		0- 1		0- 0										
0- 0		0- 0		0- 0		NEUTRAL		0- 0		0- 0		0- 0										
RPI	S	Opponent		Score		RPI	S	Opponent		Score		RPI	S	Opponent		Score						
9	A	Florida St.		0	3	28	H	Western Ky.		1	3	57	A	Clemson		0	3	124	H	Liberty	3	2
9	H	Florida St.		1	3	34	A	Colorado St.		0	3	57	H	Clemson		1	3	134	N	Denver	0	3
19	A	North Carolina		0	3	42	A	North Carolina St.		0	3	63	A	Georgia Tech		0	3	142	H	Delaware	3	0
19	H	North Carolina		2	3	42	H	North Carolina St.		1	3	63	H	Georgia Tech		3	2	143	A	Boston College	0	3
21	A	Miami (FL)		0	3							64	H	Virginia Tech		0	3	143	H	Boston College	3	2
21	H	Miami (FL)		0	3							66	A	VCU		2	3	156	H	Wake Forest	3	1
												68	H	Duke		1	3	192	A	James Madison	3	2
												84	A	Maryland		1	3	211	N	Georgetown	0	3
												84	H	Maryland		0	3	218	H	Lehigh	3	0
																		223	N	Rhode Island	3	0
																		283	N	Appalachian St.	3	0
LAST 10 GAMES																						
19 A North Carolina						0	3	63 H Georgia Tech						3	2							
42 A North Carolina St.						0	3	21 A Miami (FL)						0	3							
143 H Boston College						3	2	9 A Florida St.						0	3							
84 H Maryland						0	3	156 H Wake Forest						3	1							
57 H Clemson						1	3	68 H Duke						1	3							

Non-Div. I Games:

Virginia

Average RPI Win: 246		WON-LOST	WINNING	LAST 10	STRENGTH OF		OPP. STRENGTH	TEAM	ADJ	CONF.	ADJ CONF.
Average RPI Loss: 141		RECORD	PCT. RANK	GAMES	SCHEDULE		OF SCHEDULE	RPI	RPI	RPI	RPI
DIV. I ONLY		25- 7	.78125	29	7- 3		301	254	147	.50672	137
DIV. I NON-CONF.		13- 1	.92857	11	1- 0		325	298	170	.48715	166
TOTALS		RPI 1-25	RPI 26-50		W-L RECORDS		RPI 51-100		RPI 101-150		RPI 150+
25- 7	0- 0	0- 0		OVERALL		1- 2		1- 3		23- 2	
7- 3	0- 0	0- 0		HOME		0- 1		0- 2		7- 0	
11- 3	0- 0	0- 0		AWAY		1- 1		1- 1		9- 1	
7- 1	0- 0	0- 0		NEUTRAL		0- 0		0- 0		7- 1	
13- 1	0- 0	0- 0		NON-CONFERENCE		1- 0		0- 0		12- 1	
1- 0	0- 0	0- 0		HOME		0- 0		0- 0		1- 0	
5- 0	0- 0	0- 0		AWAY		1- 0		0- 0		4- 0	
7- 1	0- 0	0- 0		NEUTRAL		0- 0		0- 0		7- 1	
12- 6	0- 0	0- 0		CONFERENCE		0- 2		1- 3		11- 1	
6- 3	0- 0	0- 0		HOME		0- 1		0- 2		6- 0	
6- 3	0- 0	0- 0		AWAY		0- 1		1- 1		5- 1	
0- 0	0- 0	0- 0		NEUTRAL		0- 0		0- 0		0- 0	
RPI S	Opponent	Score	RPI S	Opponent	Score	RPI S	Opponent	Score	RPI S	Opponent	Score
						74 A	Morehead St.	3 1	115 A	FGCU	3 2
						97 A	Lipscomb	0 3	115 H	FGCU	1 3
						97 H	Lipscomb	2 3	135 A	East Tenn. St.	2 3
									135 H	East Tenn. St.	2 3
									152 A	North Florida	1 3
									152 H	North Florida	3 1
									169 N	Akron	3 1
									206 A	Kennesaw St.	3 0
									206 H	Kennesaw St.	3 1
									213 A	Jacksonville	3 2
									213 H	Jacksonville	3 1
									224 N	Evansville	3 1
									225 A	Mercer	3 0
									225 H	Mercer	3 0
									237 A	Harvard	3 0
									259 N	Manhattan	2 3
									265 H	Eastern Ky.	3 0
									267 A	Western Caro.	3 1
									273 A	USC Upstate	3 1
									273 H	USC Upstate	3 0
									280 N	Alabama A&M	3 0
									302 A	Wright St.	3 0
									307 A	Bryant	3 0
									309 A	Stetson	3 0
									309 H	Stetson	3 0
									316 N	Holy Cross	3 0
									325 N	Saint Peter's	3 0
			LAST 10 GAMES								
			115 A	FGCU	3 2	135 H	East Tenn. St.	2 3			
			309 A	Stetson	3 0	273 H	USC Upstate	3 0			
			206 H	Kennesaw St.	3 1	265 H	Eastern Ky.	3 0			
			225 H	Mercer	3 0	152 A	North Florida	1 3			
			97 A	Lipscomb	0 3	213 A	Jacksonville	3 2			

Non-Div. I Games:

Northern Ky.

RPI	S	Opponent	Score	
327	N	Providence	3	0
328	N	N.C. A&T	3	1

Northern Ky.

N
o
r
t
h
e
r
n
K
y
.

N
o
r
t
h
e
r
n
K
y
.

Average RPI Win:	170	WON-LOST RECORD	WINNING PCT. RANK	LAST 10 GAMES	STRENGTH OF SCHEDULE	OPP. STRENGTH OF SCHEDULE	TEAM RPI	ADJ RPI	CONF. RPI	ADJ CONF. RPI	
DIV. I ONLY	16- 13	.55172	131	5- 5	122	115	128	.50669	138	12	12
DIV. I NON-CONF.	7- 5	.58333	133	0- 1	176	69	127	.51643	125	15	15
<hr/>											
TOTALS	RPI 1-25	RPI 26-50		W-L RECORDS	RPI 51-100		RPI 101-150		RPI 150+		
16- 13	0- 1	0- 0		OVERALL	4- 3		3- 3		9- 6		
8- 4	0- 0	0- 0		HOME	2- 0		3- 0		3- 4		
6- 7	0- 1	0- 0		AWAY	2- 2		0- 3		4- 1		
2- 2	0- 0	0- 0		NEUTRAL	0- 1		0- 0		2- 1		
7- 5	0- 1	0- 0		NON-CONFERENCE	2- 2		1- 1		4- 1		
4- 0	0- 0	0- 0		HOME	1- 0		1- 0		2- 0		
1- 3	0- 1	0- 0		AWAY	1- 1		0- 1		0- 0		
2- 2	0- 0	0- 0		NEUTRAL	0- 1		0- 0		2- 1		
9- 8	0- 0	0- 0		CONFERENCE	2- 1		2- 2		5- 5		
4- 4	0- 0	0- 0		HOME	1- 0		2- 0		1- 4		
5- 4	0- 0	0- 0		AWAY	1- 1		0- 2		4- 1		
0- 0	0- 0	0- 0		NEUTRAL	0- 0		0- 0		0- 0		
RPI S	Opponent	Score	RPI S	Opponent	Score	RPI S	Opponent	Score	RPI S	Opponent	Score
17 A	Kansas St.	0 3				52 A	Bowling Green	2 3	106 A	IUPUI	1 3
						56 A	IPFW	3 1	106 H	IUPUI	3 0
						56 A	IPFW	2 3	128 A	Central Mich.	1 3
						56 H	IPFW	3 2	133 H	Iowa	3 2
						58 N	Oregon St.	0 3	147 A	UMKC	2 3
						72 A	Cleveland St.	3 2	147 H	UMKC	3 0
						98 H	Eastern Mich.	3 2	159 N	UC Irvine	0 3
									162 A	South Dakota St.	1 3
									162 H	South Dakota St.	2 3
									163 A	South Dakota	3 1
									163 H	South Dakota	1 3
									171 A	North Dakota St.	3 1
									171 H	North Dakota St.	1 3
									222 H	Toledo	3 0
									228 N	Buffalo	3 0
									229 A	Western Ill.	3 1
									229 H	Western Ill.	2 3
									253 A	Neb. Omaha	3 1
									253 H	Neb. Omaha	3 0
									260 H	Eastern Ill.	3 0
									265 N	Eastern Ky.	3 0
			LAST 10 GAMES								
			56 A	IPFW	2 3	162 A	South Dakota St.	1 3			
			229 A	Western Ill.	3 1	147 H	UMKC	3 0			
			106 A	IUPUI	1 3	163 H	South Dakota	1 3			
			253 H	Neb. Omaha	3 0	56 A	IPFW	3 1			
			171 A	North Dakota St.	3 1	52 A	Bowling Green	2 3			

Non-Div. I Games:

Oakland

Average RPI Win:	249	WON-LOST	WINNING	LAST 10	STRENGTH OF	OPP. STRENGTH	TEAM	ADJ	CONF.	ADJ CONF.	
Average RPI Loss:	113	RECORD	PCT. RANK	GAMES	SCHEDULE	OF SCHEDULE	RPI	RPI	RPI	RPI	
DIV. I ONLY	19- 11	.63333	95	8- 2	209	258	143	.50664	139	28	25
DIV. I NON-CONF.	11- 9	.55	148	2- 1	150	215	141	.4986	145	25	27
<hr/>											
TOTALS	RPI 1-25	RPI 26-50		W-L RECORDS		RPI 51-100		RPI 101-150		RPI 150+	
19- 11	0- 0	0- 1		OVERALL		1- 4		3- 4		15- 2	
7- 1	0- 0	0- 0		HOME		1- 0		1- 1		5- 0	
6- 7	0- 0	0- 1		AWAY		0- 2		1- 3		5- 1	
6- 3	0- 0	0- 0		NEUTRAL		0- 2		1- 0		5- 1	
<hr/>											
11- 9	0- 0	0- 1		NON-CONFERENCE		1- 4		2- 2		8- 2	
4- 0	0- 0	0- 0		HOME		1- 0		1- 0		2- 0	
2- 6	0- 0	0- 1		AWAY		0- 2		0- 2		2- 1	
5- 3	0- 0	0- 0		NEUTRAL		0- 2		1- 0		4- 1	
<hr/>											
8- 2	0- 0	0- 0		CONFERENCE		0- 0		1- 2		7- 0	
3- 1	0- 0	0- 0		HOME		0- 0		0- 1		3- 0	
4- 1	0- 0	0- 0		AWAY		0- 0		1- 1		3- 0	
1- 0	0- 0	0- 0		NEUTRAL		0- 0		0- 0		1- 0	
<hr/>											
RPI S	Opponent	Score	RPI S	Opponent	Score	RPI S	Opponent	Score	RPI S	Opponent	Score
			27 A	Arkansas	0 3	78 N	Cal St. Northridge	0 3	111 A	North Texas	0 3
						83 A	UTSA	0 3	125 A	Rice	1 3
						83 H	UTSA	3 0	130 H	Stephen F. Austin	3 1
						89 N	Texas Tech	2 3	140 A	Utah Valley	0 3
						100 A	Sam Houston St.	0 3	140 A	Utah Valley	3 1
									140 H	Utah Valley	2 3
									147 N	UMKC	3 0
									155 N	UTEP	0 3
									196 A	La.-Lafayette	1 3
									241 N	Lamar	3 1
									261 N	La.-Monroe	3 1
									264 A	NJIT	3 1
									264 H	NJIT	3 0
									264 N	NJIT	3 1
									271 N	McNeese St.	3 0
									279 A	Tex.-Pan American	3 0
									279 H	Tex.-Pan American	3 0
									282 N	Southern Miss.	3 1
									293 A	Prairie View	3 1
									293 H	Prairie View	3 0
									298 A	New Orleans	3 0
									298 H	New Orleans	3 0
									319 A	Chicago St.	3 0
									319 H	Chicago St.	3 0
			LAST 10 GAMES								
			140 A	Utah Valley	0 3	279 A	Tex.-Pan American	3 0	319 A	Chicago St.	3 0
			264 N	NJIT	3 1	130 H	Stephen F. Austin	3 1	319 H	Chicago St.	3 0
			279 H	Tex.-Pan American	3 0	298 H	New Orleans	3 0			
			264 H	NJIT	3 0	319 H	Chicago St.	3 0			
			140 A	Utah Valley	3 1	100 A	Sam Houston St.	0 3			

Non-Div. I Games: Jarvis Christian 3 0

Houston Baptist

Average RPI Win:	213	WON-LOST RECORD	WINNING PCT. RANK	LAST 10 GAMES	STRENGTH OF SCHEDULE	OPP. STRENGTH OF SCHEDULE	TEAM RPI	ADJ RPI	CONF. RPI	ADJ CONF. RPI					
DIV. I ONLY		18- 8	.69231	59	9- 1	253	205	133	.50579	140	28	25			
DIV. I NON-CONF.		9- 7	.5625	144	2- 0	199	110	151	.48733	163	25	27			
<hr/>															
TOTALS	RPI 1-25	RPI 26-50		W-L RECORDS		RPI 51-100		RPI 101-150		RPI 150+					
18- 8	0- 0	0- 1		OVERALL		3- 2		2- 2		13- 3					
7- 1	0- 0	0- 0		HOME		0- 0		1- 1		6- 0					
6- 5	0- 0	0- 1		AWAY		2- 2		1- 0		3- 2					
5- 2	0- 0	0- 0		NEUTRAL		1- 0		0- 1		4- 1					
<hr/>															
9- 7	0- 0	0- 1		NON-CONFERENCE		3- 2		0- 1		6- 3					
2- 0	0- 0	0- 0		HOME		0- 0		0- 0		2- 0					
2- 5	0- 0	0- 1		AWAY		2- 2		0- 0		0- 2					
5- 2	0- 0	0- 0		NEUTRAL		1- 0		0- 1		4- 1					
<hr/>															
9- 1	0- 0	0- 0		CONFERENCE		0- 0		2- 1		7- 0					
5- 1	0- 0	0- 0		HOME		0- 0		1- 1		4- 0					
4- 0	0- 0	0- 0		AWAY		0- 0		1- 0		3- 0					
0- 0	0- 0	0- 0		NEUTRAL		0- 0		0- 0		0- 0					
<hr/>															
RPI	S	Opponent	Score	RPI	S	Opponent	Score	RPI	S	Opponent	Score				
				41	A	Arizona	0 3	76	A	UNLV	1 3	123	N	UC Davis	2 3
								78	N	Cal St. Northridge	3 1	139	A	Houston Baptist	3 2
								80	A	Utah	0 3	139	H	Houston Baptist	1 3
								90	A	Fresno St.	3 2	139	H	Houston Baptist	3 0
								93	A	Utah St.	3 2	158	N	UMES	3 0
												187	N	Sacramento St.	3 0
												210	A	CSU Bakersfield	2 3
												210	H	CSU Bakersfield	3 1
												224	N	Evansville	1 3
												230	N	Cal Poly	3 1
												233	A	Southern Utah	0 3
												238	N	Nevada	3 1
												262	H	Weber St.	3 0
												264	A	NJIT	3 1
												264	H	NJIT	3 2
												279	A	Tex.-Pan American	3 2
												279	H	Tex.-Pan American	3 0
												279	H	Tex.-Pan American	3 0
												319	A	Chicago St.	3 0
												319	H	Chicago St.	3 0
				LAST 10 GAMES				LAST 10 GAMES							
				139	H	Houston Baptist	3 0	139	H	Houston Baptist	1 3				
				279	H	Tex.-Pan American	3 0	210	H	CSU Bakersfield	3 1				
				319	A	Chicago St.	3 0	319	H	Chicago St.	3 0				
				264	A	NJIT	3 1	264	H	NJIT	3 2				
				279	H	Tex.-Pan American	3 0	93	A	Utah St.	3 2				

Non-Div. I Games:

Utah Valley

[illegible]

Non-Div. I Games:

Valparaiso

[illegible]

Non-Div. I Games:

Delaware

Average RPI Win:	174	WON-LOST RECORD	WINNING PCT. RANK	LAST 10 GAMES	STRENGTH OF SCHEDULE	OPP. STRENGTH OF SCHEDULE	TEAM RPI	ADJ RPI	CONF. RPI	ADJ CONF. RPI					
DIV. I ONLY		10- 21	.32258	256	0- 10	55	53	161	.5041	143	6	6			
DIV. I NON-CONF.		6- 6	.5	158	0- 0	82	109	116	.53102	116	6	6			
<hr/>															
TOTALS	RPI 1-25	RPI 26-50		W-L RECORDS		RPI 51-100		RPI 101-150		RPI 150+					
10- 21	0- 7	0- 2		OVERALL		2- 8		1- 3		7- 1					
4- 8	0- 2	0- 0		HOME		0- 5		1- 0		3- 1					
3- 10	0- 4	0- 1		AWAY		2- 3		0- 2		1- 0					
3- 3	0- 1	0- 1		NEUTRAL		0- 0		0- 1		3- 0					
<hr/>															
6- 6	0- 2	0- 1		NON-CONFERENCE		0- 1		0- 2		6- 0					
3- 1	0- 0	0- 0		HOME		0- 1		0- 0		3- 0					
0- 2	0- 1	0- 0		AWAY		0- 0		0- 1		0- 0					
3- 3	0- 1	0- 1		NEUTRAL		0- 0		0- 1		3- 0					
<hr/>															
4- 15	0- 5	0- 1		CONFERENCE		2- 7		1- 1		1- 1					
1- 7	0- 2	0- 0		HOME		0- 4		1- 0		0- 1					
3- 8	0- 3	0- 1		AWAY		2- 3		0- 1		1- 0					
0- 0	0- 0	0- 0		NEUTRAL		0- 0		0- 0		0- 0					
<hr/>															
RPI	S	Opponent	Score	RPI	S	Opponent	Score	RPI	S	Opponent	Score	RPI	S	Opponent	Score
9	A	Florida St.	0 <div>3</div>	42	A	North Carolina St.	0 <div>3</div>	57	A	Clemson	0 <div>3</div>	118	A	Northeastern	1 <div>3</div>
9	H	Florida St.	0 <div>3</div>	43	N	UNI	1 <div>3</div>	57	H	Clemson	0 <div>3</div>	120	N	Connecticut	0 <div>3</div>
10	A	Southern California	1 <div>3</div>					63	A	Georgia Tech	0 <div>3</div>	136	A	Virginia	2 <div>3</div>
15	N	Tennessee	0 <div>3</div>					63	H	Georgia Tech	0 <div>3</div>	136	H	Virginia	3 0
19	A	North Carolina	0 <div>3</div>					64	A	Virginia Tech	0 <div>3</div>	156	A	Wake Forest	3 1
21	A	Miami (FL)	0 <div>3</div>					64	H	Virginia Tech	0 <div>3</div>	156	H	Wake Forest	1 <div>3</div>
21	H	Miami (FL)	2 <div>3</div>					68	A	Duke	3 0	167	H	Siena	3 1
								68	H	Duke	2 <div>3</div>	172	N	George Washington	3 1
								84	A	Maryland	3 1	204	N	Mississippi St.	3 1
								89	H	Texas Tech	2 <div>3</div>	237	N	Harvard	3 0
												250	H	Binghamton	3 0
												270	H	Fordham	3 0
<hr/>															
LAST 10 GAMES															
		9 A Florida St.	0 <div>3</div>			68 H Duke	2 <div>3</div>								
		21 A Miami (FL)	0 <div>3</div>			63 H Georgia Tech	0 <div>3</div>								
		136 A Virginia	2 <div>3</div>			57 H Clemson	0 <div>3</div>								
		64 A Virginia Tech	0 <div>3</div>			19 A North Carolina	0 <div>3</div>								
		156 H Wake Forest	1 <div>3</div>			42 A North Carolina St.	0 <div>3</div>								

Non-Div. I Games:

Boston College

Average RPI Win: 188		WON-LOST RECORD		WINNING PCT. RANK		LAST 10 GAMES		STRENGTH OF SCHEDULE		OPP. STRENGTH OF SCHEDULE		TEAM RPI		ADJ RPI		CONF. RPI		ADJ CONF. RPI	
DIV. I ONLY		16- 14		.53333 148		6- 4		158		93		144		.50374 144		7		7	
DIV. I NON-CONF.		9- 7		.5625 144		1- 0		219		93		163		.48456 172		8		8	
TOTALS		RPI 1-25		RPI 26-50		W-L RECORDS		RPI 51-100		RPI 101-150		RPI 150+							
16- 14		0- 1		1- 5		OVERALL		1- 4		1- 1		13- 3							
10- 3		0- 0		1- 1		HOME		1- 2		1- 0		7- 0							
3- 8		0- 1		0- 3		AWAY		0- 1		0- 1		3- 2							
3- 3		0- 0		0- 1		NEUTRAL		0- 1		0- 0		3- 1							
9- 7		0- 1		0- 2		NON-CONFERENCE		0- 1		0- 0		9- 3							
5- 0		0- 0		0- 0		HOME		0- 0		0- 0		5- 0							
1- 4		0- 1		0- 1		AWAY		0- 0		0- 0		1- 2							
3- 3		0- 0		0- 1		NEUTRAL		0- 1		0- 0		3- 1							
7- 7		0- 0		1- 3		CONFERENCE		1- 3		1- 1		4- 0							
5- 3		0- 0		1- 1		HOME		1- 2		1- 0		2- 0							
2- 4		0- 0		0- 2		AWAY		0- 1		0- 1		2- 0							
0- 0		0- 0		0- 0		NEUTRAL		0- 0		0- 0		0- 0							
RPI	S	Opponent		Score		RPI	S	Opponent		Score		RPI	S	Opponent		Score			
12	A	Washington		0 3		31	N	St. Mary's (CA)		0 3		76	H	UNLV		2 3			
						34	A	Colorado St.		0 3		77	N	Portland St.		2 3			
						34	H	Colorado St.		0 3		90	H	Fresno St.		2 3			
						40	A	San Diego St.		0 3		94	A	Wyoming		1 3			
						40	H	San Diego St.		3 1		94	H	Wyoming		3 1			
						41	A	Arizona		0 3									
						LAST 10 GAMES													
						34	H	Colorado St.		0 3		112	H	New Mexico		3 0			
						94	H	Wyoming		3 1		178	A	Air Force		3 0			
						40	A	San Diego St.		0 3		94	A	Wyoming		1 3			
						238	A	Nevada		3 0		34	A	Colorado St.		0 3			
						210	H	CSU Bakersfield		3 0		238	H	Nevada		3 2			

Non-Div. I Games:

Boise St.

Average RPI Win:	254	WON-LOST RECORD	WINNING PCT. RANK	LAST 10 GAMES	STRENGTH OF SCHEDULE	OPP. STRENGTH OF SCHEDULE	TEAM RPI	ADJ RPI	CONF. RPI	ADJ CONF. RPI
DIV. I ONLY		22- 8	.73333 46	10- 0	270	272	138	.50187 145	26	26
DIV. I NON-CONF.		5- 5	.5 158	0- 0	309	169	250	.42552 244	30	29
TOTALS	RPI 1-25	RPI 26-50		W-L RECORDS	RPI 51-100		RPI 101-150		RPI 150+	
22- 8	0- 0	0- 1		OVERALL	0- 1		0- 1		22- 5	
12- 0	0- 0	0- 0		HOME	0- 0		0- 0		12- 0	
7- 5	0- 0	0- 0		AWAY	0- 1		0- 1		7- 3	
3- 3	0- 0	0- 1		NEUTRAL	0- 0		0- 0		3- 2	
5- 5	0- 0	0- 1		NON-CONFERENCE	0- 1		0- 1		5- 2	
1- 0	0- 0	0- 0		HOME	0- 0		0- 0		1- 0	
1- 2	0- 0	0- 0		AWAY	0- 1		0- 1		1- 0	
3- 3	0- 0	0- 1		NEUTRAL	0- 0		0- 0		3- 2	
17- 3	0- 0	0- 0		CONFERENCE	0- 0		0- 0		17- 3	
11- 0	0- 0	0- 0		HOME	0- 0		0- 0		11- 0	
6- 3	0- 0	0- 0		AWAY	0- 0		0- 0		6- 3	
0- 0	0- 0	0- 0		NEUTRAL	0- 0		0- 0		0- 0	
RPI S Opponent Score	RPI S Opponent Score		RPI S Opponent Score		RPI S Opponent Score		RPI S Opponent Score			
	35 N Michigan St.	0 3		68 A Duke	0 3	120 A Connecticut	0 3			
						167 A Siena	1 3			
						167 H Siena	3 2			
						167 H Siena	3 1			
						177 N UCF	3 2			
						200 N William & Mary	1 3			
						201 A Canisius	2 3			
						201 H Canisius	3 0			
						215 A Niagara	3 0			
						215 H Niagara	3 1			
						215 H Niagara	3 0			
						217 N Milwaukee	1 3			
						242 A Iona	0 3			
						242 H Iona	3 2			
						251 A Loyola Maryland	3 0			
						251 H Loyola Maryland	3 0			
						259 A Manhattan	3 2			
						259 H Manhattan	3 1			
						263 A Marist	3 0			
						263 H Marist	3 0			
						276 A Sacred Heart	3 0			
	LAST 10 GAMES						294 A Rider	3 0		
	167 H Siena	3 2		294 H Rider	3 0	294 H Rider	3 0			
	215 H Niagara	3 1		242 H Iona	3 2	300 N Dartmouth	3 1			
	201 H Canisius	3 0		259 A Manhattan	3 2	300 N Dartmouth	3 0			
	215 H Niagara	3 0		325 A Saint Peter's	3 0	322 H Quinnipiac	3 0			
	251 H Loyola Maryland	3 0		215 A Niagara	3 0	325 A Saint Peter's	3 0			

Non-Div. I Games:

Fairfield

RPI	S	Opponent	Score	
325	H	Saint Peter's	3	0

Fairfield

F
a
i
r
f
i
e
l
d

F
a
i
r
f
i
e
l
d

Average RPI Win:	214	WON-LOST RECORD	WINNING PCT. RANK	LAST 10 GAMES	STRENGTH OF SCHEDULE	OPP. STRENGTH OF SCHEDULE	TEAM RPI	ADJ RPI	CONF. RPI	ADJ CONF. RPI	
DIV. I ONLY		17- 13	.56667 126	5- 5	145	188	140	.50073 147	12	12	
DIV. I NON-CONF.		8- 5	.61538 114	1- 0	196	240	142	.49971 142	15	15	
<hr/>											
TOTALS	RPI 1-25	RPI 26-50		W-L RECORDS	RPI 51-100		RPI 101-150		RPI 150+		
17- 13	0- 1	0- 0		OVERALL	0- 3		3- 5		14- 4		
6- 3	0- 0	0- 0		HOME	0- 1		2- 0		4- 2		
5- 8	0- 1	0- 0		AWAY	0- 2		0- 4		5- 1		
6- 2	0- 0	0- 0		NEUTRAL	0- 0		1- 1		5- 1		
<hr/>											
8- 5	0- 1	0- 0		NON-CONFERENCE	0- 1		1- 2		7- 1		
1- 0	0- 0	0- 0		HOME	0- 0		0- 0		1- 0		
1- 3	0- 1	0- 0		AWAY	0- 1		0- 1		1- 0		
6- 2	0- 0	0- 0		NEUTRAL	0- 0		1- 1		5- 1		
<hr/>											
9- 8	0- 0	0- 0		CONFERENCE	0- 2		2- 3		7- 3		
5- 3	0- 0	0- 0		HOME	0- 1		2- 0		3- 2		
4- 5	0- 0	0- 0		AWAY	0- 1		0- 3		4- 1		
0- 0	0- 0	0- 0		NEUTRAL	0- 0		0- 0		0- 0		
<hr/>											
RPI S	Opponent	Score		RPI S	Opponent	Score		RPI S	Opponent	Score	
6 A	Kansas	0 3						106 A	IUPUI	0 3	
								106 A	IUPUI	1 3	
								106 H	IUPUI	3 1	
								111 A	North Texas	0 3	
								115 N	FGCU	3 0	
								138 A	Oakland	0 3	
								138 H	Oakland	3 2	
								139 N	Houston Baptist	0 3	
								162 A	South Dakota St.	3 1	
								162 H	South Dakota St.	3 1	
								163 A	South Dakota	3 2	
								163 H	South Dakota	1 3	
								171 A	North Dakota St.	1 3	
								171 H	North Dakota St.	1 3	
								172 N	George Washington	3 2	
								194 H	Southeast Mo. St.	3 0	
								229 A	Western Ill.	3 2	
								229 H	Western Ill.	3 0	
								232 N	Charlotte	2 3	
								241 N	Lamar	3 1	
								253 A	Neb. Omaha	3 1	
								253 H	Neb. Omaha	3 2	
								291 A	Gardner-Webb	3 2	
								293 N	Prairie View	3 0	
								317 N	Delaware St.	3 1	
								321 N	Bethune-Cookman	3 0	
<hr/>											
				LAST 10 GAMES							
				106 A	IUPUI	0 3		194 H	Southeast Mo. St.	3 0	
				253 A	Neb. Omaha	3 1		138 A	Oakland	0 3	
				162 H	South Dakota St.	3 1		56 A	IPFW	0 3	
				171 H	North Dakota St.	1 3		106 H	IUPUI	3 1	
				163 H	South Dakota	1 3		229 H	Western Ill.	3 0	

Non-Div. I Games:

Average RPI Win:	228	WON-LOST RECORD	WINNING PCT. RANK	LAST 10 GAMES	STRENGTH OF SCHEDULE	OPP. STRENGTH OF SCHEDULE	TEAM RPI	ADJ RPI	CONF. RPI	ADJ CONF. RPI			
DIV. I ONLY		14- 9	.6087 108	7- 3	193	208	141	.50069 148	23	23			
DIV. I NON-CONF.		5- 4	.55556 147	0- 0	58	117	89	.55077 93	21	21			
<hr/>													
TOTALS	RPI 1-25	RPI 26-50		W-L RECORDS	RPI 51-100		RPI 101-150		RPI 150+				
14- 9	0- 1	0- 0		OVERALL	0- 3		1- 1		13- 4				
8- 2	0- 0	0- 0		HOME	0- 1		0- 0		8- 1				
5- 4	0- 0	0- 0		AWAY	0- 1		1- 0		4- 3				
1- 3	0- 1	0- 0		NEUTRAL	0- 1		0- 1		1- 0				
<hr/>													
5- 4	0- 1	0- 0		NON-CONFERENCE	0- 1		1- 1		4- 1				
3- 0	0- 0	0- 0		HOME	0- 0		0- 0		3- 0				
1- 1	0- 0	0- 0		AWAY	0- 0		1- 0		0- 1				
1- 3	0- 1	0- 0		NEUTRAL	0- 1		0- 1		1- 0				
<hr/>													
9- 5	0- 0	0- 0		CONFERENCE	0- 2		0- 0		9- 3				
5- 2	0- 0	0- 0		HOME	0- 1		0- 0		5- 1				
4- 3	0- 0	0- 0		AWAY	0- 1		0- 0		4- 2				
0- 0	0- 0	0- 0		NEUTRAL	0- 0		0- 0		0- 0				
<hr/>													
RPI S	Opponent	Score	RPI S	Opponent	Score	RPI S	Opponent	Score	RPI S	Opponent	Score		
18 N	Texas A&M	0 3				53 N	Xavier	0 3	124 N	Liberty	1 3		
						70 A	Yale	1 3	142 A	Delaware	3 1		
						70 H	Yale	0 3	151 H	Hofstra	3 2		
									177 A	UCF	0 3		
									179 H	Colgate	3 1		
									189 A	Princeton	1 3		
									189 H	Princeton	3 1		
									195 A	Penn	0 3		
									195 H	Penn	3 1		
									213 N	Jacksonville	3 0		
									223 H	Rhode Island	3 0		
									237 A	Harvard	3 1		
									237 H	Harvard	0 3		
									256 A	Cornell	3 2		
									256 H	Cornell	3 0		
									274 A	Brown	3 0		
									274 H	Brown	3 2		
									300 A	Dartmouth	3 0		
									300 H	Dartmouth	3 1		
<hr/>													
			LAST 10 GAMES										
			189 H Princeton			3 1			70 A Yale			1 3	
			195 H Penn			3 1			256 A Cornell			3 2	
			300 A Dartmouth			3 0			237 H Harvard			0 3	
			237 A Harvard			3 1			300 H Dartmouth			3 1	
			274 A Brown			3 0			195 A Penn			0 3	

Non-Div. I Games:

Columbia

Average RPI Win: 227		WON-LOST RECORD	WINNING PCT. RANK		LAST 10 GAMES	STRENGTH OF SCHEDULE	OPP. STRENGTH OF SCHEDULE	TEAM RPI	ADJ RPI		CONF. RPI	ADJ CONF. RPI			
Average RPI Loss: 123															
DIV. I ONLY		21- 12	.63636	93	6- 4	211	207	136	.50042	149	15	15			
DIV. I NON-CONF.		10- 6	.625	112	1- 0	193	271	144	.49194	159	12	12			
<hr/>															
TOTALS		RPI 1-25		RPI 26-50		W-L RECORDS		RPI 51-100		RPI 101-150		RPI 150+			
21- 12		0- 0		0- 2		OVERALL		0- 3		1- 2		20- 5			
7- 3		0- 0		0- 1		HOME		0- 1		1- 0		6- 1			
7- 5		0- 0		0- 1		AWAY		0- 1		0- 1		7- 2			
7- 4		0- 0		0- 0		NEUTRAL		0- 1		0- 1		7- 2			
10- 6		0- 0		0- 0		NON-CONFERENCE		0- 3		0- 0		10- 3			
1- 1		0- 0		0- 0		HOME		0- 1		0- 0		1- 0			
3- 2		0- 0		0- 0		AWAY		0- 1		0- 0		3- 1			
6- 3		0- 0		0- 0		NEUTRAL		0- 1		0- 0		6- 2			
11- 6		0- 0		0- 2		CONFERENCE		0- 0		1- 2		10- 2			
6- 2		0- 0		0- 1		HOME		0- 0		1- 0		5- 1			
4- 3		0- 0		0- 1		AWAY		0- 0		0- 1		4- 1			
1- 1		0- 0		0- 0		NEUTRAL		0- 0		0- 1		1- 0			
RPI	S	Opponent	Score	RPI	S	Opponent	Score	RPI	S	Opponent	Score				
				28	A	Western Ky.	0 3	60	H	Auburn	0 3	111	H	North Texas	3 0
				28	H	Western Ky.	0 3	71	A	Georgia	0 3	111	N	North Texas	1 3
								73	N	Ga. Southern	1 3	117	A	Arkansas St.	1 3
												158	N	UMES	2 3
												168	A	UALR	3 1
												175	A	Middle Tenn.	3 0
												175	H	Middle Tenn.	3 1
												181	A	FIU	1 3
												181	H	FIU	3 1
												196	H	La.-Lafayette	1 3
												196	N	La.-Lafayette	3 1
												202	N	DePaul	3 1
												203	A	Florida A&M	3 2
												203	H	Florida A&M	3 0
												206	A	Kennesaw St.	1 3
												208	A	South Ala.	3 1
												208	H	South Ala.	3 1
												209	N	Tennessee St.	3 0
												239	N	Chattanooga	3 1
												243	N	Georgia St.	0 3
												252	N	Jackson St.	3 0
				LAST 10 GAMES								261	H	La.-Monroe	3 1
				111	N	North Texas	1 3	28	H	Western Ky.	0 3	275	A	UT Martin	3 2
				196	N	La.-Lafayette	3 1	208	A	South Ala.	3 1	281	A	Fla. Atlantic	3 0
				281	A	Fla. Atlantic	3 0	203	A	Florida A&M	3 2	281	H	Fla. Atlantic	3 0
				181	A	FIU	1 3	196	H	La.-Lafayette	1 3	302	N	Wright St.	3 2
				175	H	Middle Tenn.	3 1	208	H	South Ala.	3 1	313	A	Alabama St.	3 0

Non-Div. I Games:

Troy

RPI	S	Opponent	Score	
314	N	N.C. Central	3	0

Troy

T
r
o
y

T
r
o
y

Average RPI Win:		215	WON-LOST RECORD		WINNING PCT. RANK		LAST 10 GAMES		STRENGTH OF SCHEDULE		OPP. STRENGTH OF SCHEDULE		TEAM RPI		ADJ RPI		CONF. RPI		ADJ CONF. RPI	
DIV. I ONLY			19- 13		.59375 115		7- 3		150		189		133		.50019 150		18		19	
DIV. I NON-CONF.			8- 8		.5 158		1- 0		200		159		184		.46632 199		20		20	
TOTALS		RPI 1-25		RPI 26-50		W-L RECORDS		RPI 51-100		RPI 101-150		RPI 150+								
19- 13		0- 1		0- 0		OVERALL		0- 6		3- 1		16- 5								
9- 4		0- 0		0- 0		HOME		0- 3		2- 0		7- 1								
5- 5		0- 0		0- 0		AWAY		0- 2		0- 1		5- 2								
5- 4		0- 1		0- 0		NEUTRAL		0- 1		1- 0		4- 2								
8- 8		0- 1		0- 0		NON-CONFERENCE		0- 3		1- 0		7- 4								
3- 3		0- 0		0- 0		HOME		0- 2		1- 0		2- 1								
1- 1		0- 0		0- 0		AWAY		0- 0		0- 0		1- 1								
4- 4		0- 1		0- 0		NEUTRAL		0- 1		0- 0		4- 2								
11- 5		0- 0		0- 0		CONFERENCE		0- 3		2- 1		9- 1								
6- 1		0- 0		0- 0		HOME		0- 1		1- 0		5- 0								
4- 4		0- 0		0- 0		AWAY		0- 2		0- 1		4- 1								
1- 0		0- 0		0- 0		NEUTRAL		0- 0		1- 0		0- 0								
RPI	S	Opponent		Score		RPI	S	Opponent		Score		RPI	S	Opponent		Score				
2	N	Penn St.		0 3								108	H	Northern Ill.		3 1				
								56 H IPFW		0 3				141 A Valparaiso		1 3				
								58 N Oregon St.		0 3				141 H Valparaiso		3 1				
								72 A Cleveland St.		1 3				141 N Valparaiso		3 2				
								72 A Cleveland St.		0 3				170 A Loyola Chicago		3 1				
								72 H Cleveland St.		1 3				170 H Loyola Chicago		3 2				
								98 H Eastern Mich.		1 3				173 N Belmont		1 3				
														179 A Colgate		3 0				
														185 A Green Bay		3 1				
														185 H Green Bay		3 0				
														193 N Syracuse		2 3				
														196 N La.-Lafayette		3 2				
														199 A Youngstown St.		2 3				
														199 H Youngstown St.		3 0				
														202 N DePaul		3 0				
														217 A Milwaukee		3 1				
														217 H Milwaukee		3 2				
														226 H Texas-Arlington		1 3				
														236 A Memphis		2 3				
														260 H Eastern Ill.		3 0				
														280 N Alabama A&M		3 1				
														302 A Wright St.		3 0				
														302 H Wright St.		3 1				
														307 N Bryant		3 0				
														319 H Chicago St.		3 0				
														141 A Valparaiso		1 3				
														302 A Wright St.		3 0				

Non-Div. I Games:

Ill.-Chicago

[illegible]

Non-Div. I Games:

Hofstra

RPI	S	Opponent	Score	
323	A	St. Francis (NY)	3	0
323	H	St. Francis (NY)	3	0
327	H	Providence	3	0

Hofstra

H
o
f
s
t
r
a

H
o
f
s
t
r
a

Average RPI Win:	222	WON-LOST	WINNING	LAST 10	STRENGTH OF	OPP. STRENGTH	TEAM	ADJ	CONF.	ADJ CONF.		
Average RPI Loss:	140	RECORD	PCT. RANK	GAMES	SCHEDULE	OF SCHEDULE	RPI	RPI	RPI	RPI		
DIV. I ONLY		22- 12	.64706	85	8- 2	222	228	139	.49699	152	21	20
DIV. I NON-CONF.		9- 4	.69231	81	0- 0	277	254	161	.48722	165	24	24
<hr/>												
TOTALS	RPI 1-25	RPI 26-50		W-L RECORDS		RPI 51-100		RPI 101-150		RPI 150+		
22- 12	0- 0	0- 2		OVERALL		2- 1		3- 5		17- 4		
10- 3	0- 0	0- 0		HOME		1- 0		2- 1		7- 2		
8- 5	0- 0	0- 1		AWAY		1- 1		0- 3		7- 0		
4- 4	0- 0	0- 1		NEUTRAL		0- 0		1- 1		3- 2		
<hr/>												
9- 4	0- 0	0- 2		NON-CONFERENCE		1- 0		0- 0		8- 2		
4- 0	0- 0	0- 0		HOME		0- 0		0- 0		4- 0		
3- 1	0- 0	0- 1		AWAY		1- 0		0- 0		2- 0		
2- 3	0- 0	0- 1		NEUTRAL		0- 0		0- 0		2- 2		
<hr/>												
13- 8	0- 0	0- 0		CONFERENCE		1- 1		3- 5		9- 2		
6- 3	0- 0	0- 0		HOME		1- 0		2- 1		3- 2		
5- 4	0- 0	0- 0		AWAY		0- 1		0- 3		5- 0		
2- 1	0- 0	0- 0		NEUTRAL		0- 0		1- 1		1- 0		
<hr/>												
RPI	S	Opponent	Score	RPI	S	Opponent	Score	RPI	S	Opponent	Score	
33	N	Michigan	1 3	55	A	Col. of Charleston	3 2	115	A	FGCU	0 3	
50	A	Missouri	0 3	97	A	Lipscomb	2 3	115	H	FGCU	1 3	
				97	H	Lipscomb	3 1	115	N	FGCU	3 2	
								135	A	East Tenn. St.	1 3	
								135	H	East Tenn. St.	3 2	
								135	N	East Tenn. St.	2 3	
								137	A	Northern Ky.	1 3	
								137	H	Northern Ky.	3 1	
								190	N	Nicholls St.	2 3	
								197	H	Presbyterian	3 0	
								203	H	Florida A&M	3 0	
								206	A	Kennesaw St.	3 0	
								206	H	Kennesaw St.	0 3	
								207	H	Davidson	3 2	
								213	A	Jacksonville	3 1	
								213	H	Jacksonville	3 0	
								213	N	Jacksonville	3 0	
								225	A	Mercer	3 0	
								225	H	Mercer	2 3	
								236	N	Memphis	0 3	
								257	A	Winthrop	3 0	
								267	N	Western Caro.	3 1	
								273	A	USC Upstate	3 2	
								273	H	USC Upstate	3 0	
								309	A	Stetson	3 1	
								309	H	Stetson	3 0	
								321	A	Bethune-Cookman	3 0	
<hr/>												
LAST 10 GAMES				LAST 10 GAMES				LAST 10 GAMES				
135	N	East Tenn. St.	2 3	213	H	Jacksonville	3 0	273	A	USC Upstate	3 2	
115	N	FGCU	3 2	309	A	Stetson	3 1	273	H	USC Upstate	3 0	
213	N	Jacksonville	3 0	225	A	Mercer	3 0	309	A	Stetson	3 1	
273	H	USC Upstate	3 0	206	A	Kennesaw St.	3 0	309	H	Stetson	3 0	
135	H	East Tenn. St.	3 2	115	H	FGCU	1 3	321	A	Bethune-Cookman	3 0	

Non-Div. I Games:

North Florida

RPI	S	Opponent	Score	
321	H	Bethune-Cookman	3	0
328	N	N.C. A&T	3	1

North Florida

N
o
r
t
h
F
l
o
r
i
d
a

N
o
r
t
h
F
l
o
r
i
d
a

Average RPI Win:		261	WON-LOST RECORD		WINNING PCT. RANK		LAST 10 GAMES		STRENGTH OF SCHEDULE		OPP. STRENGTH OF SCHEDULE		TEAM RPI		ADJ RPI		CONF. RPI		ADJ CONF. RPI		
DIV. I ONLY			14- 15		.48276 180		6- 4		90		231		151		.49623 153		29		30		
DIV. I NON-CONF.			3- 12		.2 285		0- 1		6		75		129		.51571 127		26		28		
TOTALS		RPI 1-25		RPI 26-50		W-L RECORDS		RPI 51-100		RPI 101-150		RPI 150+									
14- 15		0- 3		0- 2		OVERALL		0- 4		1- 0		13- 6									
6- 3		0- 0		0- 0		HOME		0- 0		0- 0		6- 3									
5- 7		0- 2		0- 1		AWAY		0- 1		0- 0		5- 3									
3- 5		0- 1		0- 1		NEUTRAL		0- 3		1- 0		2- 0									
3- 12		0- 3		0- 2		NON-CONFERENCE		0- 4		1- 0		2- 3									
0- 1		0- 0		0- 0		HOME		0- 0		0- 0		0- 1									
0- 6		0- 2		0- 1		AWAY		0- 1		0- 0		0- 2									
3- 5		0- 1		0- 1		NEUTRAL		0- 3		1- 0		2- 0									
11- 3		0- 0		0- 0		CONFERENCE		0- 0		0- 0		11- 3									
6- 2		0- 0		0- 0		HOME		0- 0		0- 0		6- 2									
5- 1		0- 0		0- 0		AWAY		0- 0		0- 0		5- 1									
0- 0		0- 0		0- 0		NEUTRAL		0- 0		0- 0		0- 0									
RPI	S	Opponent		Score		RPI	S	Opponent		Score		RPI	S	Opponent		Score					
1	N	Stanford		0	3	31	N	St. Mary's (CA)		1	3	127	N	LIU Brooklyn		3	2				
7	A	Minnesota		0	3	35	A	Michigan St.		0	3	157	A	Army		0	3				
16	A	Hawaii		0	3							167	A	Siena		1	3				
												179	H	Colgate		1	3				
												240	N	Miami (OH)		3	2				
												246	A	UMBC		1	3				
												246	H	UMBC		3	1				
												247	A	New Hampshire		3	2				
												247	H	New Hampshire		3	1				
												247	H	New Hampshire		3	0				
												250	A	Binghamton		3	1				
												250	H	Binghamton		0	3				
												250	H	Binghamton		3	0				
												254	A	Stony Brook		3	1				
												254	H	Stony Brook		1	3				
												276	N	Sacred Heart		3	0				
												305	A	Hartford		3	1				
												305	H	Hartford		3	1				
												327	A	Providence		3	0				
												327	H	Providence		3	0				
LAST 10 GAMES						LAST 10 GAMES						LAST 10 GAMES									
250 H Binghamton						0	3	246 A UMBC						1	3						
247 H New Hampshire						3	0	254 H Stony Brook						1	3						
247 A New Hampshire						3	2	305 A Hartford						3	1						
327 H Providence						3	0	179 H Colgate						1	3						
250 A Binghamton						3	1	327 A Providence						3	0						

Non-Div. I Games:

Albany (NY)

Average RPI Win:		217	WON-LOST RECORD		WINNING PCT. RANK		LAST 10 GAMES		STRENGTH OF SCHEDULE		OPP. STRENGTH OF SCHEDULE		TEAM RPI		ADJ RPI		CONF. RPI		ADJ CONF. RPI		
DIV. I ONLY			14- 15		.48276 180		5- 5		130		154		170		.49612 154		17		16		
DIV. I NON-CONF.			5- 6		.45455 188		0- 0		90		96		130		.51429 128		16		16		
TOTALS		RPI 1-25		RPI 26-50		W-L RECORDS		RPI 51-100		RPI 101-150		RPI 150+									
14- 15		0- 2		0- 1		OVERALL		2- 5		1- 5		11- 2									
6- 4		0- 0		0- 0		HOME		2- 1		0- 3		4- 0									
6- 7		0- 1		0- 0		AWAY		0- 3		1- 2		5- 1									
2- 4		0- 1		0- 1		NEUTRAL		0- 1		0- 0		2- 1									
5- 6		0- 2		0- 1		NON-CONFERENCE		1- 2		0- 0		4- 1									
1- 0		0- 0		0- 0		HOME		1- 0		0- 0		0- 0									
2- 2		0- 1		0- 0		AWAY		0- 1		0- 0		2- 0									
2- 4		0- 1		0- 1		NEUTRAL		0- 1		0- 0		2- 1									
9- 9		0- 0		0- 0		CONFERENCE		1- 3		1- 5		7- 1									
5- 4		0- 0		0- 0		HOME		1- 1		0- 3		4- 0									
4- 5		0- 0		0- 0		AWAY		0- 2		1- 2		3- 1									
0- 0		0- 0		0- 0		NEUTRAL		0- 0		0- 0		0- 0									
RPI	S	Opponent			Score		RPI	S	Opponent			Score		RPI	S	Opponent			Score		
10	N	Southern California			0	3	44	N	Wichita St.			0	3	51	A	Baylor			0	3	
18	A	Texas A&M			0	3								60	N	Auburn			0	3	
														83	A	UTSA			0	3	
														83	H	UTSA			3	2	
														93	A	Utah St.			0	3	
														93	H	Utah St.			0	3	
														100	H	Sam Houston St.			3	2	
														104	A	New Mexico St.			3	2	
														104	H	New Mexico St.			1	3	
														126	A	Idaho			2	3	
														126	H	Idaho			0	3	
														134	A	Denver			1	3	
														134	H	Denver			2	3	
														165	N	North Dakota			1	3	
														183	A	San Jose St.			0	3	
														183	H	San Jose St.			3	1	
														220	A	SMU			3	0	
														226	A	Texas-Arlington			3	1	
														226	H	Texas-Arlington			3	1	
														227	A	Seattle			3	0	
														227	H	Seattle			3	1	
														241	A	Lamar			3	0	
														288	N	Tulane			3	0	
														301	N	South Carolina St.			3	0	
														308	A	Louisiana Tech			3	0	
														308	H	Louisiana Tech			3	0	
LAST 10 GAMES																					
93 A Utah St.						0	3	126 H Idaho						0	3						
134 H Denver						2	3	227 H Seattle						3	1						
104 H New Mexico St.						1	3	83 H UTSA						3	2						
226 A Texas-Arlington						3	1	183 A San Jose St.						0	3						
308 A Louisiana Tech						3	0	104 A New Mexico St.						3	2						

Non-Div. I Games:

Texas St.

UTEP				Through Games Of Sunday, Nov. 18, 2012									
Average RPI Win: 214		WON-LOST	WINNING	LAST 10	STRENGTH OF		OPP. STRENGTH	TEAM	ADJ		CONF.	ADJ CONF.	
Average RPI Loss: 120		RECORD	PCT. RANK	GAMES	SCHEDULE		OF SCHEDULE	RPI	RPI		RPI	RPI	
DIV. I ONLY		16- 13	.55172	131	5- 5		167	177	159	.49547	155	22	22
DIV. I NON-CONF.		6- 6	.5	158	0- 0		66	126	112	.53659	109	18	17
TOTALS		RPI 1-25	RPI 26-50		W-L RECORDS		RPI 51-100		RPI 101-150		RPI 150+		
16- 13	0- 0	0- 2		OVERALL		1- 5		2- 2		13- 4			
8- 4	0- 0	0- 1		HOME		1- 2		1- 1		6- 0			
4- 7	0- 0	0- 1		AWAY		0- 2		0- 1		4- 3			
4- 2	0- 0	0- 0		NEUTRAL		0- 1		1- 0		3- 1			
6- 6	0- 0	0- 2		NON-CONFERENCE		0- 4		2- 0		4- 0			
1- 3	0- 0	0- 1		HOME		0- 2		1- 0		0- 0			
1- 2	0- 0	0- 1		AWAY		0- 1		0- 0		1- 0			
4- 1	0- 0	0- 0		NEUTRAL		0- 1		1- 0		3- 0			
10- 7	0- 0	0- 0		CONFERENCE		1- 1		0- 2		9- 4			
7- 1	0- 0	0- 0		HOME		1- 0		0- 1		6- 0			
3- 5	0- 0	0- 0		AWAY		0- 1		0- 1		3- 3			
0- 1	0- 0	0- 0		NEUTRAL		0- 0		0- 0		0- 1			
RPI S	Opponent	Score	RPI S	Opponent	Score	RPI S	Opponent	Score	RPI S	Opponent	Score		
			27 A	Arkansas	1 3	51 N	Baylor	0 3	104 H	New Mexico St.	3 2		
			45 H	Arizona St.	1 3	54 A	Tulsa	2 3	125 A	Rice	0 3		
						54 H	Tulsa	3 2	125 H	Rice	2 3		
						83 A	UTSA	2 3	139 N	Houston Baptist	3 0		
						90 H	Fresno St.	2 3	164 H	UAB	3 0		
						96 H	Idaho St.	0 3	164 N	UAB	0 3		
									173 N	Belmont	3 0		
									177 A	UCF	3 0		
									186 A	Marshall	0 3		
									220 A	SMU	1 3		
									220 H	SMU	3 1		
									221 A	Houston	3 0		
									221 H	Houston	3 0		
									236 H	Memphis	3 1		
									250 N	Binghamton	3 0		
									261 N	La.-Monroe	3 0		
									282 H	Southern Miss.	3 1		
									288 A	Tulane	1 3		
									288 H	Tulane	3 2		
									315 A	Ark.-Pine Bluff	3 0		
									318 A	East Carolina	3 1		
LAST 10 GAMES													
			164 N	UAB	0 3	288 H	Tulane	3 2					
			186 A	Marshall	0 3	125 H	Rice	2 3					
			318 A	East Carolina	3 1	221 H	Houston	3 0					
			54 H	Tulsa	3 2	220 A	SMU	1 3					
			220 H	SMU	3 1	54 A	Tulsa	2 3					

Non-Div. I Games:

UTEP

Average RPI Win:	185	WON-LOST RECORD	WINNING PCT. RANK	LAST 10 GAMES	STRENGTH OF SCHEDULE	OPP. STRENGTH OF SCHEDULE	TEAM RPI	ADJ RPI	CONF. RPI	ADJ CONF. RPI					
DIV. I ONLY		10- 21	.32258	256	2- 8	49	71	162	.49475	156	6	6			
DIV. I NON-CONF.		6- 6	.5	158	0- 0	151	197	168	.48539	169	6	6			
<hr/>															
TOTALS	RPI 1-25	RPI 26-50		W-L RECORDS		RPI 51-100		RPI 101-150		RPI 150+					
10- 21	0- 6	1- 4		OVERALL		2- 7		1- 2		6- 2					
8- 7	0- 3	1- 0		HOME		1- 3		0- 1		6- 0					
2- 11	0- 3	0- 2		AWAY		1- 4		1- 1		0- 1					
0- 3	0- 0	0- 2		NEUTRAL		0- 0		0- 0		0- 1					
6- 6	0- 0	0- 3		NON-CONFERENCE		0- 1		0- 0		6- 2					
6- 1	0- 0	0- 0		HOME		0- 1		0- 0		6- 0					
0- 2	0- 0	0- 1		AWAY		0- 0		0- 0		0- 1					
0- 3	0- 0	0- 2		NEUTRAL		0- 0		0- 0		0- 1					
4- 15	0- 6	1- 1		CONFERENCE		2- 6		1- 2		0- 0					
2- 6	0- 3	1- 0		HOME		1- 2		0- 1		0- 0					
2- 9	0- 3	0- 1		AWAY		1- 4		1- 1		0- 0					
0- 0	0- 0	0- 0		NEUTRAL		0- 0		0- 0		0- 0					
RPI	S	Opponent	Score	RPI	S	Opponent	Score	RPI	S	Opponent	Score				
9	A	Florida St.	1 3	32	A	Marquette	0 3	57	A	Clemson	0 3	136	A	Virginia	1 3
9	H	Florida St.	1 3	33	N	Michigan	0 3	57	H	Clemson	0 3	143	A	Boston College	3 1
19	A	North Carolina	0 3	42	A	North Carolina St.	0 3	63	A	Georgia Tech	0 3	143	H	Boston College	1 3
19	H	North Carolina	0 3	42	H	North Carolina St.	3 2	63	H	Georgia Tech	0 3	180	A	High Point	2 3
21	A	Miami (FL)	0 3	43	N	UNI	0 3	64	A	Virginia Tech	1 3	207	H	Davidson	3 2
21	H	Miami (FL)	0 3					68	A	Duke	3 1	222	H	Toledo	3 0
								84	A	Maryland	1 3	234	H	UNC Wilmington	3 2
								84	H	Maryland	3 1	257	H	Winthrop	3 0
								87	H	Furman	0 3	260	N	Eastern Ill.	1 3
												283	H	Appalachian St.	3 0
												312	H	Campbell	3 0
<hr/>															
LAST 10 GAMES															
63	A	Georgia Tech	0 3	84	A	Maryland	1 3								
57	A	Clemson	0 3	19	H	North Carolina	0 3								
9	H	Florida St.	1 3	42	H	North Carolina St.	3 2								
21	H	Miami (FL)	0 3	136	A	Virginia	1 3								
143	A	Boston College	3 1	64	A	Virginia Tech	1 3								

Non-Div. I Games:

Wake Forest

Average RPI Win: 261		WON-LOST RECORD	WINNING PCT. RANK	LAST 10 GAMES	STRENGTH OF SCHEDULE	OPP. STRENGTH OF SCHEDULE	TEAM RPI	ADJ RPI	CONF. RPI	ADJ CONF. RPI					
Average RPI Loss: 132															
DIV. I ONLY		20- 9	.68966 60	7- 3	270	264	156	.49463 157	27	28					
DIV. I NON-CONF.		9- 5	.64286 99	1- 0	253	185	155	.49914 143	28	25					
<hr/>															
TOTALS		RPI 1-25	RPI 26-50		W-L RECORDS		RPI 51-100		RPI 101-150		RPI 150+				
20- 9		0- 0	0- 0		OVERALL		0- 2		0- 3		20- 4				
10- 4		0- 0	0- 0		HOME		0- 1		0- 1		10- 2				
7- 2		0- 0	0- 0		AWAY		0- 1		0- 0		7- 1				
3- 3		0- 0	0- 0		NEUTRAL		0- 0		0- 2		3- 1				
9- 5		0- 0	0- 0		NON-CONFERENCE		0- 2		0- 3		9- 0				
5- 2		0- 0	0- 0		HOME		0- 1		0- 1		5- 0				
1- 1		0- 0	0- 0		AWAY		0- 1		0- 0		1- 0				
3- 2		0- 0	0- 0		NEUTRAL		0- 0		0- 2		3- 0				
11- 4		0- 0	0- 0		CONFERENCE		0- 0		0- 0		11- 4				
5- 2		0- 0	0- 0		HOME		0- 0		0- 0		5- 2				
6- 1		0- 0	0- 0		AWAY		0- 0		0- 0		6- 1				
0- 1		0- 0	0- 0		NEUTRAL		0- 0		0- 0		0- 1				
RPI	S	Opponent	Score	RPI	S	Opponent	Score	RPI	S	Opponent	Score				
						65 A	TCU	1		3	107 H	Indiana	1		3
						66 H	VCU	1		3	109 N	A&M-Corpus Christi	0		3
											134 N	Denver	0		3
											153 H	Albany (NY)	3		0
											176 A	American	3		2
											176 H	American	0		3
											176 N	American	1		3
											178 N	Air Force	3		1
											179 A	Colgate	2		3
											179 H	Colgate	1		3
											218 A	Lehigh	3		1
											218 H	Lehigh	3		0
											220 N	SMU	3		1
											254 H	Stony Brook	3		2
											259 H	Manhattan	3		0
											263 A	Marist	3		0
											269 A	Navy	3		1
											269 H	Navy	3		0
											276 H	Sacred Heart	3		0
											296 A	Bucknell	3		0
											296 H	Bucknell	3		0
											304 A	Lafayette	3		1
											304 H	Lafayette	3		0
											306 N	Citadel	3		0
											316 A	Holy Cross	3		0
											316 H	Holy Cross	3		0
											322 H	Quinnipiac	3		0
				LAST 10 GAMES											
						176 N	American	1		3	316 A	Holy Cross	3		0
						218 A	Lehigh	3		1	259 H	Manhattan	3		0
						304 A	Lafayette	3		1	176 H	American	0		3
						296 A	Bucknell	3		0	269 H	Navy	3		0
						179 A	Colgate	2		3	304 H	Lafayette	3		0

Non-Div. I Games:

Army

Non-Div. I Games:

UMES

RPI	S	Opponent	Score	
320	A	Howard	3	2
320	H	Howard	3	0
321	N	Bethune-Cookman	3	0
323	A	St. Francis (NY)	3	1
325	N	Saint Peter's	3	0
329	A	Savannah St.	3	0

UMES

U
M
E
S

U
M
E
S

Average RPI Win:		159	WON-LOST RECORD		WINNING PCT. RANK		LAST 10 GAMES		STRENGTH OF SCHEDULE		OPP. STRENGTH OF SCHEDULE		TEAM RPI		ADJ RPI		CONF. RPI		ADJ CONF. RPI			
Average RPI Loss:		85																				
DIV. I ONLY			11- 20		.35484 244		2- 8		71		77		167		.49349 159		9		9			
DIV. I NON-CONF.			6- 9		.4 217		1- 1		54		41		118		.52724 117		7		7			
TOTALS		RPI 1-25		RPI 26-50		W-L RECORDS		RPI 51-100		RPI 101-150		RPI 150+										
11- 20		0- 4		0- 4		OVERALL		3- 5		2- 4		6- 3										
4- 9		0- 2		0- 2		HOME		1- 2		1- 1		2- 2										
3- 9		0- 2		0- 2		AWAY		2- 2		0- 2		1- 1										
4- 2		0- 0		0- 0		NEUTRAL		0- 1		1- 1		3- 0										
6- 9		0- 2		0- 4		NON-CONFERENCE		1- 1		1- 2		4- 0										
1- 3		0- 1		0- 2		HOME		0- 0		0- 0		1- 0										
1- 4		0- 1		0- 2		AWAY		1- 0		0- 1		0- 0										
4- 2		0- 0		0- 0		NEUTRAL		0- 1		1- 1		3- 0										
5- 11		0- 2		0- 0		CONFERENCE		2- 4		1- 2		2- 3										
3- 6		0- 1		0- 0		HOME		1- 2		1- 1		1- 2										
2- 5		0- 1		0- 0		AWAY		1- 2		0- 1		1- 1										
0- 0		0- 0		0- 0		NEUTRAL		0- 0		0- 0		0- 0										
RPI	S	Opponent		Score		RPI	S	Opponent		Score		RPI	S	Opponent		Score						
5	H	Nebraska		0	3	40	H	San Diego St.		0	3	58	N	Oregon St.		1	3	103	H	UC Santa Barbara	3	1
16	A	Hawaii		0	3	41	A	Arizona		0	3	61	A	Long Beach St.		1	3	123	A	UC Davis	0	3
16	H	Hawaii		2	3	45	H	Arizona St.		2	3	61	H	Long Beach St.		0	3	123	H	UC Davis	0	3
17	A	Kansas St.		0	3	48	A	Loyola Marymount		0	3	78	A	Cal St. Northridge		3	1	138	N	Oakland	3	0
												78	H	Cal St. Northridge		3	0	144	A	Boise St.	1	3
												81	A	Pacific		2	3	144	N	Boise St.	0	3
												81	H	Pacific		0	3	160	A	Cal St. Fullerton	2	3
												90	A	Fresno St.		3	0	160	H	Cal St. Fullerton	1	3
																		176	N	American	3	1
																		179	H	Colgate	3	1
																		183	N	San Jose St.	3	1
																		230	H	Cal Poly	3	0
																		233	N	Southern Utah	3	0
																		266	A	UC Riverside	3	0
																		266	H	UC Riverside	1	3
LAST 10 GAMES																						
						61	A	Long Beach St.		1	3	123	A	UC Davis		0	3					
						90	A	Fresno St.		3	0	16	H	Hawaii		2	3					
						160	H	Cal St. Fullerton		1	3	78	H	Cal St. Northridge		3	0					
						266	H	UC Riverside		1	3	61	H	Long Beach St.		0	3					
						81	A	Pacific		2	3	40	H	San Diego St.		0	3					

Non-Div. I Games:

UC Irvine

Average RPI Win:	197	WON-LOST RECORD	WINNING PCT. RANK	LAST 10 GAMES	STRENGTH OF SCHEDULE	OPP. STRENGTH OF SCHEDULE	TEAM RPI	ADJ RPI	CONF. RPI	ADJ CONF. RPI					
DIV. I ONLY	15- 14	.51724	156	6- 4	229	84	175	.49321	160	9	9				
DIV. I NON-CONF.	6- 7	.46154	182	0- 0	204	79	199	.47744	181	7	7				
<hr/>															
TOTALS	RPI 1-25	RPI 26-50		W-L RECORDS		RPI 51-100		RPI 101-150		RPI 150+					
15- 14	0- 1	0- 4		OVERALL		2- 5		2- 3		11- 1					
7- 7	0- 1	0- 2		HOME		2- 2		0- 2		5- 0					
5- 5	0- 0	0- 1		AWAY		0- 3		2- 0		3- 1					
3- 2	0- 0	0- 1		NEUTRAL		0- 0		0- 1		3- 0					
<hr/>															
6- 7	0- 0	0- 4		NON-CONFERENCE		0- 2		0- 1		6- 0					
2- 3	0- 0	0- 2		HOME		0- 1		0- 0		2- 0					
1- 2	0- 0	0- 1		AWAY		0- 1		0- 0		1- 0					
3- 2	0- 0	0- 1		NEUTRAL		0- 0		0- 1		3- 0					
<hr/>															
9- 7	0- 1	0- 0		CONFERENCE		2- 3		2- 2		5- 1					
5- 4	0- 1	0- 0		HOME		2- 1		0- 2		3- 0					
4- 3	0- 0	0- 0		AWAY		0- 2		2- 0		2- 1					
0- 0	0- 0	0- 0		NEUTRAL		0- 0		0- 0		0- 0					
<hr/>															
RPI	S	Opponent	Score	RPI	S	Opponent	Score	RPI	S	Opponent	Score				
16	H	Hawaii	2 3	37	A	Pepperdine	0 3	58	H	Oregon St.	0 3	103	A	UC Santa Barbara	3 2
				40	H	San Diego St.	1 3	61	A	Long Beach St.	1 3	103	H	UC Santa Barbara	2 3
				41	N	Arizona	0 3	61	H	Long Beach St.	3 1	123	A	UC Davis	3 2
				45	H	Santa Clara	2 3	63	A	Georgia Tech	1 3	123	H	UC Davis	1 3
								78	H	Cal St. Northridge	1 3	132	N	Washington St.	1 3
								81	A	Pacific	2 3	159	A	UC Irvine	3 1
								81	H	Pacific	3 2	159	H	UC Irvine	3 2
												210	N	CSU Bakersfield	3 1
												220	N	SMU	3 0
												230	A	Cal Poly	2 3
												230	H	Cal Poly	3 1
												238	A	Nevada	3 1
												266	A	UC Riverside	3 1
												266	H	UC Riverside	3 1
												274	H	Brown	3 0
												276	H	Sacred Heart	3 0
												290	N	Charleston So.	3 0
<hr/>															
LAST 10 GAMES															
103	H	UC Santa Barbara	2 3	81	H	Pacific	3 2								
230	H	Cal Poly	3 1	123	H	UC Davis	1 3								
159	A	UC Irvine	3 1	230	A	Cal Poly	2 3								
61	A	Long Beach St.	1 3	103	A	UC Santa Barbara	3 2								
266	H	UC Riverside	3 1	61	H	Long Beach St.	3 1								

Non-Div. I Games:

Cal St. Fullerton

Average RPI Win: 166		WON-LOST	WINNING	LAST 10	STRENGTH OF		OPP. STRENGTH	TEAM	ADJ	CONF.	ADJ CONF.
Average RPI Loss: 63		RECORD	PCT. RANK	GAMES	SCHEDULE		OF SCHEDULE	RPI	RPI	RPI	RPI
DIV. I ONLY		7- 23	.23333	290	1- 9		25	60	171	.49199	161
DIV. I NON-CONF.		6- 8	.42857	203	0- 0		39	111	111	.53461	110
TOTALS		RPI 1-25	RPI 26-50		W-L RECORDS		RPI 51-100		RPI 101-150		RPI 150+
7- 23	0- 6	0- 8		OVERALL		2- 5		1- 2		4- 2	
3- 9	0- 3	0- 4		HOME		2- 1		0- 0		1- 1	
1- 10	0- 3	0- 4		AWAY		0- 2		0- 1		1- 0	
3- 4	0- 0	0- 0		NEUTRAL		0- 2		1- 1		2- 1	
6- 8	0- 2	0- 0		NON-CONFERENCE		2- 3		1- 2		3- 1	
3- 1	0- 1	0- 0		HOME		2- 0		0- 0		1- 0	
0- 3	0- 1	0- 0		AWAY		0- 1		0- 1		0- 0	
3- 4	0- 0	0- 0		NEUTRAL		0- 2		1- 1		2- 1	
1- 15	0- 4	0- 8		CONFERENCE		0- 2		0- 0		1- 1	
0- 8	0- 2	0- 4		HOME		0- 1		0- 0		0- 1	
1- 7	0- 2	0- 4		AWAY		0- 1		0- 0		1- 0	
0- 0	0- 0	0- 0		NEUTRAL		0- 0		0- 0		0- 0	
RPI S	Opponent	Score	RPI S	Opponent	Score	RPI S	Opponent	Score	RPI S	Opponent	Score
2 A	Penn St.	0 3	31 A	St. Mary's (CA)	0 3	59 A	San Francisco	0 3	103 N	UC Santa Barbara	3 2
12 H	Washington	0 3	31 H	St. Mary's (CA)	0 3	59 H	San Francisco	0 3	112 A	New Mexico	0 3
13 A	BYU	0 3	37 A	Pepperdine	1 3	73 N	Ga. Southern	1 3	119 N	Duquesne	1 3
13 H	BYU	0 3	37 H	Pepperdine	0 3	76 H	UNLV	3 2	184 A	Gonzaga	3 2
25 A	San Diego	1 3	45 A	Santa Clara	1 3	80 N	Utah	0 3	184 H	Gonzaga	1 3
25 H	San Diego	1 3	45 H	Santa Clara	1 3	93 A	Utah St.	0 3	209 H	Tennessee St.	3 2
			48 A	Loyola Marymount	0 3	96 H	Idaho St.	3 2	233 N	Southern Utah	3 0
			48 H	Loyola Marymount	0 3				260 N	Eastern Ill.	3 2
									262 N	Weber St.	1 3
LAST 10 GAMES											
			184 A	Gonzaga	3 2	13 H	BYU	0 3			
			31 H	St. Mary's (CA)	0 3	59 A	San Francisco	0 3			
			25 H	San Diego	1 3	48 H	Loyola Marymount	0 3			
			45 A	Santa Clara	1 3	37 H	Pepperdine	0 3			
			48 A	Loyola Marymount	0 3	13 A	BYU	0 3			

Non-Div. I Games:

Portland

Average RPI Win:	201	WON-LOST	WINNING	LAST 10	STRENGTH OF	OPP. STRENGTH	TEAM	ADJ	CONF.	ADJ CONF.	
Average RPI Loss:	125	RECORD	PCT. RANK	GAMES	SCHEDULE	OF SCHEDULE	RPI	RPI	RPI	RPI	
DIV. I ONLY	16- 13	.55172	131	4- 6	183	152	160	.49195	162	12	12
DIV. I NON-CONF.	8- 5	.61538	114	0- 2	233	161	152	.49561	151	15	15
<hr/>											
TOTALS	RPI 1-25	RPI 26-50		W-L RECORDS	RPI 51-100		RPI 101-150		RPI 150+		
16- 13	0- 1	0- 1		OVERALL	1- 1		3- 6		12- 4		
7- 5	0- 1	0- 0		HOME	1- 0		1- 2		5- 2		
5- 7	0- 0	0- 1		AWAY	0- 1		2- 3		3- 2		
4- 1	0- 0	0- 0		NEUTRAL	0- 0		0- 1		4- 0		
<hr/>											
8- 5	0- 1	0- 1		NON-CONFERENCE	0- 0		1- 2		7- 1		
2- 2	0- 1	0- 0		HOME	0- 0		0- 0		2- 1		
2- 2	0- 0	0- 1		AWAY	0- 0		1- 1		1- 0		
4- 1	0- 0	0- 0		NEUTRAL	0- 0		0- 1		4- 0		
<hr/>											
8- 8	0- 0	0- 0		CONFERENCE	1- 1		2- 4		5- 3		
5- 3	0- 0	0- 0		HOME	1- 0		1- 2		3- 1		
3- 5	0- 0	0- 0		AWAY	0- 1		1- 2		2- 2		
0- 0	0- 0	0- 0		NEUTRAL	0- 0		0- 0		0- 0		
<hr/>											
RPI S	Opponent	Score		RPI S	Opponent	Score		RPI S	Opponent	Score	
23 H	Iowa St.	0	3	43 A	UNI	1	3	56 A	IPFW	0	3
								56 H	IPFW	3	2
								106 A	IUPUI	0	3
								106 H	IUPUI	2	3
								133 A	Iowa	1	3
								138 A	Oakland	3	2
								138 H	Oakland	3	1
								141 A	Valparaiso	3	1
								141 N	Valparaiso	2	3
								147 A	UMKC	1	3
								147 H	UMKC	1	3
								163 A	South Dakota	0	3
								163 H	South Dakota	2	3
								165 H	North Dakota	3	0
								171 A	North Dakota St.	1	3
								171 H	North Dakota St.	3	1
								184 A	Gonzaga	3	2
								185 H	Green Bay	3	2
								194 N	Southeast Mo. St.	3	0
								229 A	Western Ill.	3	1
								229 H	Western Ill.	3	1
231 H	Bradley	2	3								
253 A	Neb. Omaha	3	0								
253 H	Neb. Omaha	3	1								
266 N	UC Riverside	3	1								
287 N	Eastern Wash.	3	1								
319 N	Chicago St.	3	0								
<hr/>											
LAST 10 GAMES											
171 A North Dakota St.				1	3	138 H Oakland				3	1
147 A UMKC				1	3	106 A IUPUI				0	3
163 A South Dakota				0	3	229 A Western Ill.				3	1
23 H Iowa St.				0	3	253 H Neb. Omaha				3	1
56 H IPFW				3	2	43 A UNI				1	3

Non-Div. I Games:

South Dakota St.

[illegible]

Non-Div. I Games:

South Dakota

UAB		Through Games Of Sunday, Nov. 18, 2012													
Average RPI Win:	230	WON-LOST RECORD	WINNING PCT. RANK	LAST 10 GAMES	STRENGTH OF SCHEDULE	OPP. STRENGTH OF SCHEDULE	TEAM RPI	ADJ RPI	CONF. RPI	ADJ CONF. RPI					
Average RPI Loss:		105													
DIV. I ONLY		20- 14	.58824	117	7- 3	239	151	164	.48944	164	22	22			
DIV. I NON-CONF.		8- 8	.5	158	0- 0	156	76	149	.49811	146	18	17			
<hr/>															
TOTALS		RPI 1-25		RPI 26-50		W-L RECORDS		RPI 51-100		RPI 101-150		RPI 150+			
20- 14		0- 0		0- 2		OVERALL		0- 7		1- 1		19- 4			
10- 1		0- 0		0- 0		HOME		0- 0		0- 1		10- 0			
4- 9		0- 0		0- 2		AWAY		0- 3		0- 0		4- 4			
6- 4		0- 0		0- 0		NEUTRAL		0- 4		1- 0		5- 0			
<hr/>															
8- 8		0- 0		0- 2		NON-CONFERENCE		0- 5		1- 0		7- 1			
3- 0		0- 0		0- 0		HOME		0- 0		0- 0		3- 0			
0- 4		0- 0		0- 2		AWAY		0- 1		0- 0		0- 1			
5- 4		0- 0		0- 0		NEUTRAL		0- 4		1- 0		4- 0			
<hr/>															
12- 6		0- 0		0- 0		CONFERENCE		0- 2		0- 1		12- 3			
7- 1		0- 0		0- 0		HOME		0- 0		0- 1		7- 0			
4- 5		0- 0		0- 0		AWAY		0- 2		0- 0		4- 3			
1- 0		0- 0		0- 0		NEUTRAL		0- 0		0- 0		1- 0			
<hr/>															
RPI	S	Opponent	Score	RPI	S	Opponent	Score	RPI	S	Opponent	Score	RPI	S	Opponent	Score
26	A	Purdue	0 3	52	N	Bowling Green	1 3	123	N	UC Davis	3 1	125	H	Rice	2 3
36	A	Notre Dame	1 3	54	A	Tulsa	0 3	155	A	UTEP	0 3	155	N	UTEP	3 0
				54	A	Tulsa	0 3	175	A	Middle Tenn.	0 3	175	H	Middle Tenn.	3 1
				57	N	Clemson	0 3	177	A	UCF	1 3	177	H	UCF	3 2
				83	N	UTSA	2 3	186	A	Marshall	3 2	186	H	Marshall	3 0
				87	N	Furman	2 3	219	N	Jacksonville St.	3 0	220	H	SMU	3 2
				95	A	South Carolina	1 3	221	H	Houston	3 2	228	N	Buffalo	3 0
								236	A	Memphis	3 2	236	H	Memphis	3 1
								243	H	Georgia St.	3 1	257	N	Winthrop	3 0
								265	N	Eastern Ky.	3 0	265	N	Eastern Ky.	3 0
								280	H	Alabama A&M	3 0	280	H	Alabama A&M	3 0
								282	A	Southern Miss.	3 1	282	A	Southern Miss.	3 1
								282	H	Southern Miss.	3 0	282	H	Southern Miss.	3 0
								288	A	Tulane	2 3	288	A	Tulane	2 3
								318	A	East Carolina	3 0	318	A	East Carolina	3 0
								318	H	East Carolina	3 0	318	H	East Carolina	3 0
<hr/>															
				LAST 10 GAMES											
		54 A	Tulsa	0	3		318 H	East Carolina	3	0					
		155 N	UTEP	3	0		54 A	Tulsa	0	3					
		282 A	Southern Miss.	3	1		220 H	SMU	3	2					
		177 A	UCF	1	3		318 A	East Carolina	3	0					
		186 H	Marshall	3	0		186 A	Marshall	3	2					

Non-Div. I Games:

UAB

Average RPI Win:		215	WON-LOST RECORD		WINNING PCT. RANK		LAST 10 GAMES		STRENGTH OF SCHEDULE		OPP. STRENGTH OF SCHEDULE		TEAM RPI		ADJ RPI		CONF. RPI		ADJ CONF. RPI	
DIV. I ONLY			15- 16		.48387 177		5- 5		127		144		165		.48909 165		16		17	
DIV. I NON-CONF.			5- 6		.45455 188		0- 0		76		80		122		.51861 123		14		13	
TOTALS		RPI 1-25		RPI 26-50		W-L RECORDS		RPI 51-100		RPI 101-150		RPI 150+								
15- 16		0- 2		0- 0		OVERALL		1- 7		0- 3		14- 4								
8- 5		0- 0		0- 0		HOME		1- 3		0- 1		7- 1								
5- 9		0- 1		0- 0		AWAY		0- 4		0- 1		5- 3								
2- 2		0- 1		0- 0		NEUTRAL		0- 0		0- 1		2- 0								
5- 6		0- 2		0- 0		NON-CONFERENCE		0- 0		0- 3		5- 1								
2- 1		0- 0		0- 0		HOME		0- 0		0- 1		2- 0								
1- 3		0- 1		0- 0		AWAY		0- 0		0- 1		1- 1								
2- 2		0- 1		0- 0		NEUTRAL		0- 0		0- 1		2- 0								
10- 10		0- 0		0- 0		CONFERENCE		1- 7		0- 0		9- 3								
6- 4		0- 0		0- 0		HOME		1- 3		0- 0		5- 1								
4- 6		0- 0		0- 0		AWAY		0- 4		0- 0		4- 2								
0- 0		0- 0		0- 0		NEUTRAL		0- 0		0- 0		0- 0								
RPI	S	Opponent		Score		RPI	S	Opponent		Score		RPI	S	Opponent		Score				
10	N	Southern California		0	3			77 A Portland St.		0	3	105	A	Ole Miss		1	3			
18	A	Texas A&M		0	3			77 H Portland St.		3	0	125	N	Rice		1	3			
								82 A Northern Colo.		2	3	130	H	Stephen F. Austin		1	3			
								82 H Northern Colo.		2	3	154	N	Texas St.		3	1			
								88 A Northern Ariz.		2	3	162	A	South Dakota St.		0	3			
								88 H Northern Ariz.		0	3	163	H	South Dakota		3	0			
								96 A Idaho St.		1	3	171	A	North Dakota St.		3	0			
								96 H Idaho St.		0	3	174	A	Montana St.		2	3			
												174	H	Montana St.		2	3			
												185	H	Green Bay		3	0			
												187	A	Sacramento St.		3	1			
												187	H	Sacramento St.		3	1			
												233	A	Southern Utah		2	3			
												233	H	Southern Utah		3	0			
												245	A	Montana		3	0			
												245	H	Montana		3	0			
												262	A	Weber St.		3	2			
												262	H	Weber St.		3	2			
												280	N	Alabama A&M		3	0			
												287	A	Eastern Wash.		3	1			
												287	H	Eastern Wash.		3	1			
LAST 10 GAMES																				
233 A Southern Utah						2	3	187 A Sacramento St.						3	1					
88 A Northern Ariz.						2	3	262 H Weber St.						3	2					
287 H Eastern Wash.						3	1	96 H Idaho St.						0	3					
77 H Portland St.						3	0	174 A Montana St.						2	3					
82 A Northern Colo.						2	3	245 A Montana						3	0					

Non-Div. I Games:

North Dakota

Loss, Non-Conf, S Site, H Home, A Away, N Neutral Page 177

Average RPI Win:	245	WON-LOST	WINNING	LAST 10	STRENGTH OF	OPP. STRENGTH	TEAM	ADJ	CONF.	ADJ CONF.	
Average RPI Loss:	172	RECORD	PCT. RANK	GAMES	SCHEDULE	OF SCHEDULE	RPI	RPI	RPI	RPI	
DIV. I ONLY	21- 11	.65625	75	8- 2	223	273	145	.48804	167	26	26
DIV. I NON-CONF.	6- 6	.5	158	0- 0	205	180	195	.46314	207	30	29
<hr/>											
TOTALS	RPI 1-25	RPI 26-50		W-L RECORDS		RPI 51-100		RPI 101-150		RPI 150+	
21- 11	0- 0	0- 0		OVERALL		0- 1		1- 4		20- 6	
9- 2	0- 0	0- 0		HOME		0- 0		1- 0		8- 2	
6- 8	0- 0	0- 0		AWAY		0- 0		0- 4		6- 4	
6- 1	0- 0	0- 0		NEUTRAL		0- 1		0- 0		6- 0	
<hr/>											
6- 6	0- 0	0- 0		NON-CONFERENCE		0- 1		0- 2		6- 3	
1- 1	0- 0	0- 0		HOME		0- 0		0- 0		1- 1	
0- 4	0- 0	0- 0		AWAY		0- 0		0- 2		0- 2	
5- 1	0- 0	0- 0		NEUTRAL		0- 1		0- 0		5- 0	
<hr/>											
15- 5	0- 0	0- 0		CONFERENCE		0- 0		1- 2		14- 3	
8- 1	0- 0	0- 0		HOME		0- 0		1- 0		7- 1	
6- 4	0- 0	0- 0		AWAY		0- 0		0- 2		6- 2	
1- 0	0- 0	0- 0		NEUTRAL		0- 0		0- 0		1- 0	
<hr/>											
RPI S	Opponent	Score	RPI S	Opponent	Score	RPI S	Opponent	Score	RPI S	Opponent	Score
						89 N	Texas Tech	1 3	113 A	St. John's (NY)	0 3
									143 A	Boston College	1 3
									145 A	Fairfield	2 3
									145 A	Fairfield	1 3
									145 H	Fairfield	3 1
									151 A	Hofstra	2 3
									153 H	Albany (NY)	3 1
									179 A	Colgate	0 3
									189 N	Princeton	3 2
									189 N	Princeton	3 2
									201 A	Canisius	3 0
									201 H	Canisius	1 3
									201 N	Canisius	3 1
									215 A	Niagara	2 3
									215 H	Niagara	3 1
									242 A	Iona	3 2
									242 H	Iona	3 0
									250 H	Binghamton	1 3
									250 N	Binghamton	3 2
									251 A	Loyola Maryland	3 1
									251 H	Loyola Maryland	3 1
									259 A	Manhattan	2 3
									259 H	Manhattan	3 0
									263 A	Marist	3 1
									263 H	Marist	3 2
									270 N	Fordham	3 0
									294 A	Rider	3 2
LAST 10 GAMES											
			145 A	Fairfield	2 3	325 H	Saint Peter's	3 0			
			201 N	Canisius	3 1	259 H	Manhattan	3 0			
			251 A	Loyola Maryland	3 1	215 A	Niagara	2 3			
			294 A	Rider	3 2	201 A	Canisius	3 0			
			263 A	Marist	3 1	242 H	Iona	3 0			

Non-Div. I Games:

Siena

RPI	S	Opponent	Score	
294	H	Rider	3	1
323	N	St. Francis (NY)	3	0
325	A	Saint Peter's	3	0
325	H	Saint Peter's	3	0

Siena

S
i
e
n
a

S
i
e
n
a

Average RPI Win: 206		WON-LOST	WINNING	LAST 10	STRENGTH OF		OPP. STRENGTH	TEAM	ADJ	CONF.	ADJ CONF.
Average RPI Loss: 118		RECORD	PCT. RANK	GAMES	SCHEDULE		OF SCHEDULE	RPI	RPI	RPI	RPI
DIV. I ONLY		13- 14	.48148 183	4- 6	152		120	172	.48583 168	15	15
DIV. I NON-CONF.		4- 8	.33333 244	0- 0	147		92	223	.45393 220	12	12
TOTALS		RPI 1-25	RPI 26-50	W-L RECORDS	RPI 51-100		RPI 101-150	RPI 150+			
13- 14	0- 0		0- 2	OVERALL	0- 4		2- 5	11- 3			
4- 2	0- 0		0- 0	HOME	0- 0		1- 2	3- 0			
6- 6	0- 0		0- 2	AWAY	0- 2		1- 1	5- 1			
3- 6	0- 0		0- 0	NEUTRAL	0- 2		0- 2	3- 2			
4- 8	0- 0		0- 1	NON-CONFERENCE	0- 4		0- 1	4- 2			
0- 0	0- 0		0- 0	HOME	0- 0		0- 0	0- 0			
1- 3	0- 0		0- 1	AWAY	0- 2		0- 0	1- 0			
3- 5	0- 0		0- 0	NEUTRAL	0- 2		0- 1	3- 2			
9- 6	0- 0		0- 1	CONFERENCE	0- 0		2- 4	7- 1			
4- 2	0- 0		0- 0	HOME	0- 0		1- 2	3- 0			
5- 3	0- 0		0- 1	AWAY	0- 0		1- 1	4- 1			
0- 1	0- 0		0- 0	NEUTRAL	0- 0		0- 1	0- 0			
RPI S	Opponent	Score	RPI S	Opponent	Score	RPI S	Opponent	Score	RPI S	Opponent	Score
			28 A	Western Ky.	0 3	86 A	Southern Ill.	0 3	111 A	North Texas	0 3
			30 A	Oklahoma	0 3	91 A	Missouri St.	1 3	111 H	North Texas	3 2
						98 N	Eastern Mich.	1 3	112 N	New Mexico	2 3
						99 N	Oral Roberts	2 3	117 A	Arkansas St.	3 2
									117 H	Arkansas St.	0 3
									117 N	Arkansas St.	1 3
									149 H	Troy	1 3
									175 A	Middle Tenn.	3 2
									181 A	FIU	3 2
									190 N	Nicholls St.	3 0
									191 N	Austin Peay	3 2
									191 N	Austin Peay	2 3
									196 A	La.-Lafayette	0 3
									196 H	La.-Lafayette	3 2
									208 H	South Ala.	3 1
									220 N	SMU	2 3
									236 A	Memphis	3 0
									261 A	La.-Monroe	3 1
									261 H	La.-Monroe	3 0
									275 N	UT Martin	3 1
									281 A	Fla. Atlantic	3 2
			LAST 10 GAMES								
			117 N	Arkansas St.	1 3	28 A	Western Ky.	0 3			
			111 A	North Texas	0 3	175 A	Middle Tenn.	3 2			
			261 A	La.-Monroe	3 1	117 H	Arkansas St.	0 3			
			196 H	La.-Lafayette	3 2	196 A	La.-Lafayette	0 3			
			117 A	Arkansas St.	3 2	149 H	Troy	1 3			

Non-Div. I Games:

UALR

Average RPI Win: 238		WON-LOST RECORD	WINNING PCT. RANK	LAST 10 GAMES	STRENGTH OF SCHEDULE	OPP. STRENGTH OF SCHEDULE	TEAM RPI	ADJ RPI	CONF. RPI	ADJ CONF. RPI	
Average RPI Loss: 104											
DIV. I ONLY		16- 13	.55172 131	6- 4	235	181	180	.48558 169	11	11	
DIV. I NON-CONF.		7- 5	.58333 133	0- 0	242	287	187	.47349 188	11	11	
<hr/>											
TOTALS		RPI 1-25	RPI 26-50		W-L RECORDS		RPI 51-100		RPI 101-150		RPI 150+
16- 13		0- 0	0- 0		OVERALL		1- 6		1- 5		14- 2
10- 3		0- 0	0- 0		HOME		1- 2		1- 0		8- 1
4- 6		0- 0	0- 0		AWAY		0- 4		0- 2		4- 0
2- 4		0- 0	0- 0		NEUTRAL		0- 0		0- 3		2- 1
7- 5		0- 0	0- 0		NON-CONFERENCE		0- 1		0- 2		7- 2
4- 1		0- 0	0- 0		HOME		0- 0		0- 0		4- 1
1- 1		0- 0	0- 0		AWAY		0- 1		0- 0		1- 0
2- 3		0- 0	0- 0		NEUTRAL		0- 0		0- 2		2- 1
9- 8		0- 0	0- 0		CONFERENCE		1- 5		1- 3		7- 0
6- 2		0- 0	0- 0		HOME		1- 2		1- 0		4- 0
3- 5		0- 0	0- 0		AWAY		0- 3		0- 2		3- 0
0- 1		0- 0	0- 0		NEUTRAL		0- 0		0- 1		0- 0
RPI S	Opponent	Score	RPI S	Opponent	Score	RPI S	Opponent	Score	RPI S	Opponent	Score
						52 A	Bowling Green	1 3	108 A	Northern Ill.	2 3
						52 H	Bowling Green	0 3	108 N	Northern Ill.	1 3
						62 A	Ohio	0 3	128 H	Central Mich.	3 1
						62 H	Ohio	1 3	131 A	Ball St.	1 3
						69 A	Western Mich.	1 3	135 N	East Tenn. St.	1 3
						95 A	South Carolina	0 3	137 N	Northern Ky.	1 3
						98 H	Eastern Mich.	3 1	166 N	Temple	0 3
									174 H	Montana St.	1 3
									199 H	Youngstown St.	3 1
									222 H	Toledo	3 1
									228 A	Buffalo	3 0
									228 H	Buffalo	3 0
									235 A	Kent St.	3 0
									235 H	Kent St.	3 0
									240 A	Miami (OH)	3 0
									240 H	Miami (OH)	3 2
									250 H	Binghamton	3 2
									268 N	UNC Asheville	3 1
									285 H	SIU Edwardsville	3 0
									307 A	Bryant	3 0
									316 N	Holy Cross	3 0
									322 H	Quinnipiac	3 0
			LAST 10 GAMES								
			108 N	Northern Ill.	1 3	222 H	Toledo	3 1			
			62 H	Ohio	1 3	228 A	Buffalo	3 0			
			235 H	Kent St.	3 0	128 H	Central Mich.	3 1			
			52 A	Bowling Green	1 3	98 H	Eastern Mich.	3 1			
			240 A	Miami (OH)	3 0	108 A	Northern Ill.	2 3			

Non-Div. I Games:

Akron

Average RPI Win: 233		WON-LOST RECORD		WINNING PCT. RANK		LAST 10 GAMES		STRENGTH OF SCHEDULE		OPP. STRENGTH OF SCHEDULE		TEAM RPI		ADJ RPI		CONF. RPI		ADJ CONF. RPI	
DIV. I ONLY		17- 12		.58621 118		4- 6		224		209		166		.48547 170		18		19	
DIV. I NON-CONF.		8- 5		.61538 114		0- 0		287		210		188		.46983 194		20		20	
TOTALS		RPI 1-25		RPI 26-50		W-L RECORDS		RPI 51-100		RPI 101-150		RPI 150+							
17- 12		0- 1		0- 1		OVERALL		1- 3		1- 3		15- 4							
6- 4		0- 0		0- 0		HOME		0- 1		0- 2		6- 1							
7- 4		0- 1		0- 0		AWAY		1- 1		1- 1		5- 1							
4- 4		0- 0		0- 1		NEUTRAL		0- 1		0- 0		4- 2							
8- 5		0- 1		0- 1		NON-CONFERENCE		0- 1		0- 0		8- 2							
3- 0		0- 0		0- 0		HOME		0- 0		0- 0		3- 0							
2- 1		0- 1		0- 0		AWAY		0- 0		0- 0		2- 0							
3- 4		0- 0		0- 1		NEUTRAL		0- 1		0- 0		3- 2							
9- 7		0- 0		0- 0		CONFERENCE		1- 2		1- 3		7- 2							
3- 4		0- 0		0- 0		HOME		0- 1		0- 2		3- 1							
5- 3		0- 0		0- 0		AWAY		1- 1		1- 1		3- 1							
1- 0		0- 0		0- 0		NEUTRAL		0- 0		0- 0		1- 0							
RPI	S	Opponent		Score		RPI	S	Opponent		Score		RPI	S	Opponent		Score			
1	A	Stanford		1	3	45	N	Santa Clara		0	3	72	A	Cleveland St.		3	0		
												72	A	Cleveland St.		0	3		
												72	H	Cleveland St.		1	3		
												81	N	Pacific		0	3		
												141	A	Valparaiso		3	2		
												141	H	Valparaiso		1	3		
												150	A	Ill.-Chicago		2	3		
												150	H	Ill.-Chicago		1	3		
												185	A	Green Bay		0	3		
												185	H	Green Bay		3	2		
												185	N	Green Bay		3	0		
												199	A	Youngstown St.		3	1		
												199	H	Youngstown St.		2	3		
												202	H	DePaul		3	1		
												215	N	Niagara		3	0		
												217	A	Milwaukee		3	1		
												217	H	Milwaukee		3	2		
												229	N	Western Ill.		0	3		
												259	N	Manhattan		3	0		
												273	H	USC Upstate		3	1		
												284	A	Indiana St.		3	1		
												285	N	SIU Edwardsville		1	3		
												295	A	La Salle		3	0		
												296	N	Bucknell		3	0		
												302	A	Wright St.		3	2		
												302	H	Wright St.		3	1		
												319	H	Chicago St.		3	0		
LAST 10 GAMES																			
						72	A	Cleveland St.		0	3	72	H	Cleveland St.		1	3		
						185	N	Green Bay		3	0	199	H	Youngstown St.		2	3		
						150	A	Ill.-Chicago		2	3	302	A	Wright St.		3	2		
						217	A	Milwaukee		3	1	141	A	Valparaiso		3	2		
						185	A	Green Bay		0	3	150	H	Ill.-Chicago		1	3		

Non-Div. I Games:

Loyola Chicago

Average RPI Win: 200		WON-LOST	WINNING	LAST 10	STRENGTH OF		OPP. STRENGTH	TEAM	ADJ	CONF.	ADJ CONF.
Average RPI Loss: 101		RECORD	PCT. RANK	GAMES	SCHEDULE		OF SCHEDULE	RPI	RPI	RPI	RPI
DIV. I ONLY		12- 16	.42857	205	5- 5		114	102	173	.48521	171
DIV. I NON-CONF.		4- 8	.33333	244	1- 1		142	48	210	.46754	198
TOTALS		RPI 1-25	RPI 26-50		W-L RECORDS		RPI 51-100		RPI 101-150		RPI 150+
12- 16	0- 1	0- 2		OVERALL		0- 4		3- 5		9- 4	
5- 5	0- 0	0- 0		HOME		0- 1		1- 2		4- 2	
4- 8	0- 1	0- 0		AWAY		0- 3		2- 2		2- 2	
3- 3	0- 0	0- 2		NEUTRAL		0- 0		0- 1		3- 0	
4- 8	0- 1	0- 2		NON-CONFERENCE		0- 2		0- 2		4- 1	
1- 1	0- 0	0- 0		HOME		0- 0		0- 0		1- 1	
0- 4	0- 1	0- 0		AWAY		0- 2		0- 1		0- 0	
3- 3	0- 0	0- 2		NEUTRAL		0- 0		0- 1		3- 0	
8- 8	0- 0	0- 0		CONFERENCE		0- 2		3- 3		5- 3	
4- 4	0- 0	0- 0		HOME		0- 1		1- 2		3- 1	
4- 4	0- 0	0- 0		AWAY		0- 1		2- 1		2- 2	
0- 0	0- 0	0- 0		NEUTRAL		0- 0		0- 0		0- 0	
RPI S	Opponent	Score		RPI S	Opponent	Score		RPI S	Opponent	Score	
7 A	Minnesota	0	3	30 N	Oklahoma	0	3	56 A	IPFW	2	3
				44 N	Wichita St.	0	3	56 H	IPFW	2	3
								67 A	Wisconsin	0	3
								82 A	Northern Colo.	0	3
								104 N	New Mexico St.	1	3
								106 A	IUPUI	1	3
								106 H	IUPUI	1	3
								108 A	Northern Ill.	2	3
								138 A	Oakland	3	1
								138 H	Oakland	1	3
								147 A	UMKC	3	1
								147 H	UMKC	3	1
								162 A	South Dakota St.	1	3
								162 H	South Dakota St.	3	1
								163 A	South Dakota	0	3
								163 H	South Dakota	3	0
								165 H	North Dakota	0	3
								178 N	Air Force	3	1
								217 N	Milwaukee	3	2
								229 A	Western Ill.	3	1
								229 H	Western Ill.	2	3
								253 A	Neb. Omaha	3	0
								253 H	Neb. Omaha	3	0
								255 H	Drake	3	1
								255 N	Drake	3	1
LAST 10 GAMES				LAST 10 GAMES				LAST 10 GAMES			
				162 H	South Dakota St.	3	1	229 A	Western Ill.	3	1
				163 A	South Dakota	0	3	106 A	IUPUI	1	3
				147 A	UMKC	3	1	255 H	Drake	3	1
				138 H	Oakland	1	3	253 H	Neb. Omaha	3	0
				56 H	IPFW	2	3	165 H	North Dakota	0	3

Non-Div. I Games:

North Dakota St.

[illegible]

Non-Div. I Games:

George Washington

Average RPI Win: 234		WON-LOST	WINNING	LAST 10	STRENGTH OF		OPP. STRENGTH	TEAM	ADJ		CONF.	ADJ CONF.	
Average RPI Loss: 133		RECORD	PCT. RANK	GAMES	SCHEDULE		OF SCHEDULE	RPI	RPI	RPI	RPI		
DIV. I ONLY		18- 15	.54545	144	9- 1		147	219	158	.48156	173	24	24
DIV. I NON-CONF.		4- 10	.28571	261	0- 0		80	135	201	.46024	210	23	23
<hr/>													
TOTALS		RPI 1-25		RPI 26-50		W-L RECORDS		RPI 51-100		RPI 101-150		RPI 150+	
18- 15		0- 0		0- 1		OVERALL		1- 7		1- 0		16- 7	
7- 5		0- 0		0- 1		HOME		0- 3		0- 0		7- 1	
7- 7		0- 0		0- 0		AWAY		1- 4		0- 0		6- 3	
4- 3		0- 0		0- 0		NEUTRAL		0- 0		1- 0		3- 3	
4- 10		0- 0		0- 1		NON-CONFERENCE		0- 5		1- 0		3- 4	
1- 3		0- 0		0- 1		HOME		0- 2		0- 0		1- 0	
1- 4		0- 0		0- 0		AWAY		0- 3		0- 0		1- 1	
2- 3		0- 0		0- 0		NEUTRAL		0- 0		1- 0		1- 3	
14- 5		0- 0		0- 0		CONFERENCE		1- 2		0- 0		13- 3	
6- 2		0- 0		0- 0		HOME		0- 1		0- 0		6- 1	
6- 3		0- 0		0- 0		AWAY		1- 1		0- 0		5- 2	
2- 0		0- 0		0- 0		NEUTRAL		0- 0		0- 0		2- 0	
RPI S	Opponent	Score	RPI S	Opponent	Score	RPI S	Opponent	Score	RPI S	Opponent	Score		
			28 H	Western Ky.	0 3	62 A	Ohio	0 3	150 N	Ill.-Chicago	3 1		
						65 H	TCU	0 3	155 N	UTEP	0 3		
						74 A	Morehead St.	3 1	174 N	Montana St.	0 3		
						74 A	Morehead St.	0 3	191 H	Austin Peay	3 1		
						74 H	Morehead St.	1 3	194 A	Southeast Mo. St.	2 3		
						82 H	Northern Colo.	0 3	194 N	Southeast Mo. St.	3 2		
						83 A	UTSA	0 3	196 N	La.-Lafayette	0 3		
						83 A	UTSA	1 3	209 A	Tennessee St.	3 0		
									209 H	Tennessee St.	2 3		
									215 N	Niagara	3 0		
									219 A	Jacksonville St.	3 0		
									219 H	Jacksonville St.	3 0		
									224 A	Evansville	3 2		
									236 A	Memphis	1 3		
									260 A	Eastern Ill.	3 2		
									260 N	Eastern Ill.	3 1		
									265 A	Eastern Ky.	3 0		
									265 H	Eastern Ky.	3 1		
									275 A	UT Martin	2 3		
									280 H	Alabama A&M	3 0		
									285 H	SIU Edwardsville	3 0		
									292 H	Murray St.	3 0		
									303 A	Tennessee Tech	3 2		
									303 H	Tennessee Tech	3 0		
LAST 10 GAMES			74 A	Morehead St.	3 1	74 H	Morehead St.	1 3					
			194 N	Southeast Mo. St.	3 2	265 H	Eastern Ky.	3 1					
			260 N	Eastern Ill.	3 1	292 H	Murray St.	3 0					
			260 A	Eastern Ill.	3 2	191 H	Austin Peay	3 1					
			209 A	Tennessee St.	3 0	219 A	Jacksonville St.	3 0					

Non-Div. I Games:

Belmont

Average RPI Win: 225		WON-LOST	WINNING	LAST 10	STRENGTH OF		OPP. STRENGTH	TEAM	ADJ	CONF.	ADJ CONF.
Average RPI Loss: 119		RECORD	PCT. RANK	GAMES	SCHEDULE		OF SCHEDULE	RPI	RPI	RPI	RPI
DIV. I ONLY		14- 13	.51852	154	3- 7		173	197	174	.48086	174
DIV. I NON-CONF.		6- 2	.75	58	0- 0		181	232	103	.54159	103
TOTALS		RPI 1-25	RPI 26-50		W-L RECORDS		RPI 51-100		RPI 101-150		RPI 150+
14- 13	0- 0	0- 1		OVERALL		1- 8		0- 0		13- 4	
4- 6	0- 0	0- 0		HOME		1- 3		0- 0		3- 3	
6- 6	0- 0	0- 0		AWAY		0- 5		0- 0		6- 1	
4- 1	0- 0	0- 1		NEUTRAL		0- 0		0- 0		4- 0	
6- 2	0- 0	0- 1		NON-CONFERENCE		0- 1		0- 0		6- 0	
0- 0	0- 0	0- 0		HOME		0- 0		0- 0		0- 0	
2- 1	0- 0	0- 0		AWAY		0- 1		0- 0		2- 0	
4- 1	0- 0	0- 1		NEUTRAL		0- 0		0- 0		4- 0	
8- 11	0- 0	0- 0		CONFERENCE		1- 7		0- 0		7- 4	
4- 6	0- 0	0- 0		HOME		1- 3		0- 0		3- 3	
4- 5	0- 0	0- 0		AWAY		0- 4		0- 0		4- 1	
0- 0	0- 0	0- 0		NEUTRAL		0- 0		0- 0		0- 0	
RPI S	Opponent	Score	RPI S	Opponent	Score	RPI S	Opponent	Score	RPI S	Opponent	Score
			45 N	Santa Clara	2 3	62 A	Ohio	0 3	165 A	North Dakota	3 2
						77 A	Portland St.	1 3	165 H	North Dakota	3 2
						77 H	Portland St.	1 3	169 A	Akron	3 1
						82 A	Northern Colo.	1 3	173 N	Belmont	3 0
						82 H	Northern Colo.	0 3	187 A	Sacramento St.	2 3
						88 A	Northern Ariz.	0 3	187 H	Sacramento St.	1 3
						88 H	Northern Ariz.	2 3	215 N	Niagara	3 2
						96 A	Idaho St.	0 3	229 N	Western Ill.	3 2
						96 H	Idaho St.	3 2	233 A	Southern Utah	3 1
									233 H	Southern Utah	1 3
									245 H	Montana	2 3
									262 A	Weber St.	3 2
									262 H	Weber St.	3 0
									285 A	SIU Edwardsville	3 1
									287 A	Eastern Wash.	3 0
									287 H	Eastern Wash.	3 2
									322 N	Quinnipiac	3 0
LAST 10 GAMES											
			187 A	Sacramento St.	2 3	287 A	Eastern Wash.	3 0			
			88 H	Northern Ariz.	2 3	77 A	Portland St.	1 3			
			233 H	Southern Utah	1 3	165 H	North Dakota	3 2			
			96 A	Idaho St.	0 3	82 H	Northern Colo.	0 3			
			262 A	Weber St.	3 2	245 H	Montana	2 3			

Non-Div. I Games:

Montana St.

Average RPI Win:		208	WON-LOST RECORD		WINNING PCT. RANK		LAST 10 GAMES		STRENGTH OF SCHEDULE		OPP. STRENGTH OF SCHEDULE		TEAM RPI		ADJ RPI		CONF. RPI		ADJ CONF. RPI	
DIV. I ONLY			10- 23		.30303 273		4- 6		46		126		178		.48005 175		15		15	
DIV. I NON-CONF.			3- 14		.17647 295		0- 1		12		87		164		.48874 161		12		12	
TOTALS		RPI 1-25		RPI 26-50		W-L RECORDS		RPI 51-100		RPI 101-150		RPI 150+								
10- 23		0- 3		0- 2		OVERALL		1- 7		0- 6		9- 5								
3- 9		0- 0		0- 1		HOME		0- 2		0- 3		3- 3								
5- 9		0- 2		0- 1		AWAY		0- 2		0- 2		5- 2								
2- 5		0- 1		0- 0		NEUTRAL		1- 3		0- 1		1- 0								
3- 14		0- 3		0- 0		NON-CONFERENCE		1- 7		0- 1		2- 3								
1- 4		0- 0		0- 0		HOME		0- 2		0- 1		1- 1								
0- 6		0- 2		0- 0		AWAY		0- 2		0- 0		0- 2								
2- 4		0- 1		0- 0		NEUTRAL		1- 3		0- 0		1- 0								
7- 9		0- 0		0- 2		CONFERENCE		0- 0		0- 5		7- 2								
2- 5		0- 0		0- 1		HOME		0- 0		0- 2		2- 2								
5- 3		0- 0		0- 1		AWAY		0- 0		0- 2		5- 0								
0- 1		0- 0		0- 0		NEUTRAL		0- 0		0- 1		0- 0								
RPI	S	Opponent		Score		RPI	S	Opponent		Score		RPI	S	Opponent		Score				
4	A	Louisville		0	3	28	A	Western Ky.		0	3	64	A	Virginia Tech		1	3			
19	A	North Carolina		0	3	28	H	Western Ky.		0	3	66	A	VCU		2	3			
21	N	Miami (FL)		1	3							69	N	Western Mich.		0	3			
												76	N	UNLV		0	3			
												79	N	LSU		0	3			
												83	H	UTSA		1	3			
												85	N	Towson		3	1			
												87	H	Furman		0	3			
														111 A North Texas		0	3			
														111 N North Texas		1	3			
														117 H Arkansas St.		1	3			
														123 H UC Davis		2	3			
														149 A Troy		1	3			
														149 H Troy		0	3			
														164 A UAB		1	3			
														164 H UAB		3	0			
														168 H UALR		2	3			
														181 A FIU		3	0			
														181 H FIU		3	0			
														191 A Austin Peay		2	3			
														191 H Austin Peay		0	3			
														196 A La.-Lafayette		3	1			
														208 A South Ala.		3	1			
														208 H South Ala.		2	3			
														237 N Harvard		3	2			
														261 A La.-Monroe		3	0			
														281 A Fla. Atlantic		3	1			
														281 H Fla. Atlantic		3	1			
LAST 10 GAMES																				
111 N North Texas						1	3	281 A Fla. Atlantic						3	1					
28 A Western Ky.						0	3	117 H Arkansas St.						1	3					
149 A Troy						1	3	168 H UALR						2	3					
208 A South Ala.						3	1	164 A UAB						1	3					
181 A FIU						3	0	181 H FIU						3	0					

Non-Div. I Games:

Middle Tenn.

A
m
e
r
i
c
a
n

American

Average RPI Win:		236	WON-LOST RECORD		WINNING PCT. RANK		LAST 10 GAMES		STRENGTH OF SCHEDULE		OPP. STRENGTH OF SCHEDULE		TEAM RPI		ADJ RPI		CONF. RPI		ADJ CONF. RPI	
Average RPI Loss:		157	17- 13		.56667 126		8- 2		170		244		163		.4759 179		27		28	
DIV. I ONLY			3- 11		.21429 280		1- 0		133		119		249		.4146 255		28		25	
DIV. I NON-CONF.																				
TOTALS		RPI 1-25		RPI 26-50		W-L RECORDS		RPI 51-100		RPI 101-150		RPI 150+								
17- 13		0- 1		0- 2		OVERALL		0- 0		0- 2		17- 8								
9- 5		0- 0		0- 0		HOME		0- 0		0- 1		9- 4								
7- 5		0- 0		0- 1		AWAY		0- 0		0- 1		7- 3								
1- 3		0- 1		0- 1		NEUTRAL		0- 0		0- 0		1- 1								
3- 11		0- 1		0- 2		NON-CONFERENCE		0- 0		0- 2		3- 6								
1- 4		0- 0		0- 0		HOME		0- 0		0- 1		1- 3								
1- 4		0- 0		0- 1		AWAY		0- 0		0- 1		1- 2								
1- 3		0- 1		0- 1		NEUTRAL		0- 0		0- 0		1- 1								
14- 2		0- 0		0- 0		CONFERENCE		0- 0		0- 0		14- 2								
8- 1		0- 0		0- 0		HOME		0- 0		0- 0		8- 1								
6- 1		0- 0		0- 0		AWAY		0- 0		0- 0		6- 1								
0- 0		0- 0		0- 0		NEUTRAL		0- 0		0- 0		0- 0								
RPI	S	Opponent		Score		RPI	S	Opponent		Score		RPI	S	Opponent		Score				
5	N	Nebraska		0 3		45	N	Arizona St.		0 3		148	A	Columbia		1 3				
						48	A	Loyola Marymount		1 3		150	H	Ill.-Chicago		0 3				
												151	N	Hofstra		2 3				
												153	A	Albany (NY)		3 1				
												157	A	Army		3 1				
												157	H	Army		3 2				
												159	A	UC Irvine		1 3				
												167	H	Siena		3 0				
												176	A	American		1 3				
												176	H	American		3 2				
												176	H	American		3 0				
												189	H	Princeton		0 3				
												193	H	Syracuse		1 3				
												218	A	Lehigh		3 0				
												218	H	Lehigh		1 3				
												218	H	Lehigh		3 0				
												223	N	Rhode Island		3 1				
												256	A	Cornell		2 3				
												269	A	Navy		3 1				
												269	H	Navy		3 0				
												296	A	Bucknell		3 1				
												296	H	Bucknell		3 1				
												304	A	Lafayette		3 0				
												304	H	Lafayette		3 0				
												307	H	Bryant		2 3				
												316	A	Holy Cross		3 0				
												316	H	Holy Cross		3 0				
LAST 10 GAMES																				
						176	H	American		3 2		157	H	Army		3 2				
						218	H	Lehigh		3 0		296	H	Bucknell		3 1				
						269	A	Navy		3 1		218	H	Lehigh		1 3				
						176	A	American		1 3		304	H	Lafayette		3 0				
						316	H	Holy Cross		3 0		153	A	Albany (NY)		3 1				

Non-Div. I Games:

Colgate

[illegible]

Non-Div. I Games:

High Point

RPI	S	Opponent	Score	
328	A	N.C. A&T	3	1

High Point

H
i
g
h
P
o
i
n
t

H
i
g
h
P
o
i
n
t

Average RPI Win:		214	WON-LOST RECORD		WINNING PCT. RANK	LAST 10 GAMES	STRENGTH OF SCHEDULE		OPP. STRENGTH OF SCHEDULE	TEAM RPI	ADJ RPI	CONF. RPI	ADJ CONF. RPI
Average RPI Loss:		103	10- 19		.34483 247	5- 5	72		134	181	.47553 181	15	15
DIV. I ONLY			3- 10		.23077 277	0- 1	44		116	178	.48484 171	12	12
DIV. I NON-CONF.													
TOTALS		RPI 1-25	RPI 26-50		W-L RECORDS		RPI 51-100		RPI 101-150		RPI 150+		
10- 19	0- 2		0- 5		OVERALL		0- 1		3- 5		7- 6		
4- 4	0- 0		0- 1		HOME		0- 0		2- 0		2- 3		
4- 10	0- 2		0- 3		AWAY		0- 0		1- 3		3- 2		
2- 5	0- 0		0- 1		NEUTRAL		0- 1		0- 2		2- 1		
3- 10	0- 2		0- 2		NON-CONFERENCE		0- 1		0- 4		3- 1		
0- 0	0- 0		0- 0		HOME		0- 0		0- 0		0- 0		
1- 5	0- 2		0- 1		AWAY		0- 0		0- 2		1- 0		
2- 5	0- 0		0- 1		NEUTRAL		0- 1		0- 2		2- 1		
7- 9	0- 0		0- 3		CONFERENCE		0- 0		3- 1		4- 5		
4- 4	0- 0		0- 1		HOME		0- 0		2- 0		2- 3		
3- 5	0- 0		0- 2		AWAY		0- 0		1- 1		2- 2		
0- 0	0- 0		0- 0		NEUTRAL		0- 0		0- 0		0- 0		
RPI S	Opponent	Score	RPI S	Opponent	Score	RPI S	Opponent	Score	RPI S	Opponent	Score		
9 A	Florida St.	0 3	28 A	Western Ky.	0 3	71 N	Georgia	0 3	104 N	New Mexico St.	0 3		
14 A	Florida	0 3	28 A	Western Ky.	0 3				111 A	North Texas	3 0		
			28 H	Western Ky.	1 3				115 A	FGCU	0 3		
			34 A	Colorado St.	1 3				115 N	FGCU	2 3		
			37 N	Pepperdine	0 3				116 A	South Fla.	0 3		
									117 H	Arkansas St.	3 0		
									149 A	Troy	1 3		
									149 H	Troy	3 1		
									168 H	UALR	2 3		
									175 A	Middle Tenn.	0 3		
									175 H	Middle Tenn.	0 3		
									192 N	James Madison	1 3		
									196 H	La.-Lafayette	1 3		
									203 A	Florida A&M	3 0		
									203 N	Florida A&M	3 1		
									208 A	South Ala.	0 3		
									208 H	South Ala.	3 2		
									261 A	La.-Monroe	3 1		
									281 A	Fla. Atlantic	3 2		
									281 H	Fla. Atlantic	3 0		
									321 N	Bethune-Cookman	3 0		
			LAST 10 GAMES										
			28 A	Western Ky.	0 3	175 H	Middle Tenn.	0 3					
			208 H	South Ala.	3 2	28 H	Western Ky.	1 3					
			149 H	Troy	3 1	261 A	La.-Monroe	3 1					
			115 A	FGCU	0 3	111 A	North Texas	3 0					
			281 H	Fla. Atlantic	3 0	175 A	Middle Tenn.	0 3					

Non-Div. I Games:

FIU

Average RPI Win:	205	WON-LOST	WINNING	LAST 10	STRENGTH OF	OPP. STRENGTH	TEAM	ADJ	CONF.	ADJ CONF.				
Average RPI Loss:	125	RECORD	PCT. RANK	GAMES	SCHEDULE	OF SCHEDULE	RPI	RPI	RPI	RPI				
DIV. I ONLY	14- 15	.48276	180	6- 4	191	169	184	.47255	183	17	16			
DIV. I NON-CONF.	5- 6	.45455	188	1- 0	177	147	192	.47096	189	16	16			
<hr/>														
TOTALS	RPI 1-25	RPI 26-50		W-L RECORDS	RPI 51-100		RPI 101-150		RPI 150+					
14- 15	0- 0	0- 0		OVERALL	1- 6		3- 5		10- 4					
8- 3	0- 0	0- 0		HOME	1- 2		2- 1		5- 0					
3- 9	0- 0	0- 0		AWAY	0- 3		0- 4		3- 2					
3- 3	0- 0	0- 0		NEUTRAL	0- 1		1- 0		2- 2					
<hr/>														
5- 6	0- 0	0- 0		NON-CONFERENCE	0- 3		1- 1		4- 2					
1- 1	0- 0	0- 0		HOME	0- 1		0- 0		1- 0					
1- 2	0- 0	0- 0		AWAY	0- 1		0- 1		1- 0					
3- 3	0- 0	0- 0		NEUTRAL	0- 1		1- 0		2- 2					
<hr/>														
9- 9	0- 0	0- 0		CONFERENCE	1- 3		2- 4		6- 2					
7- 2	0- 0	0- 0		HOME	1- 1		2- 1		4- 0					
2- 7	0- 0	0- 0		AWAY	0- 2		0- 3		2- 2					
0- 0	0- 0	0- 0		NEUTRAL	0- 0		0- 0		0- 0					
<hr/>														
RPI S	Opponent	Score	RPI S	Opponent	Score	RPI S	Opponent	Score	RPI S	Opponent	Score			
						81 H	Pacific	0 3	104 A	New Mexico St.	0 3			
						83 A	UTSA	1 3	104 H	New Mexico St.	1 3			
						83 H	UTSA	0 3	114 N	Northwestern St.	3 0			
						89 A	Texas Tech	0 3	126 A	Idaho	1 3			
						93 A	Utah St.	0 3	126 H	Idaho	3 0			
						93 H	Utah St.	3 0	134 A	Denver	0 3			
						99 N	Oral Roberts	1 3	134 H	Denver	3 0			
						144 A	Boise St.	2 3						
						154 A	Texas St.	1 3						
						154 H	Texas St.	3 0						
						159 N	UC Irvine	1 3						
						201 N	Canisius	1 3						
						210 H	CSU Bakersfield	3 0						
						226 A	Texas-Arlington	1 3						
						226 H	Texas-Arlington	3 1						
						227 A	Seattle	3 0						
						227 H	Seattle	3 2						
						228 A	Buffalo	3 1						
						233 N	Southern Utah	3 2						
						279 N	Tex.-Pan American	3 0						
308 A	Louisiana Tech	3 0												
308 H	Louisiana Tech	3 1												
<hr/>														
			LAST 10 GAMES											
			83 H UTSA			0 3			226 H Texas-Arlington			3 1		
			210 H CSU Bakersfield			3 0			308 H Louisiana Tech			3 1		
			93 H Utah St.			3 0			126 A Idaho			1 3		
			134 A Denver			0 3			227 A Seattle			3 0		
			104 A New Mexico St.			0 3			154 H Texas St.			3 0		

Non-Div. I Games:

San Jose St.

Average RPI Win: 237		WON-LOST RECORD		WINNING PCT. RANK		LAST 10 GAMES		STRENGTH OF SCHEDULE		OPP. STRENGTH OF SCHEDULE		TEAM RPI		ADJ RPI		CONF. RPI		ADJ CONF. RPI					
Average RPI Loss: 56		9- 20		.31034 268		0- 10		99		70		193		.47224 184		5		4					
DIV. I ONLY		8- 5		.61538 114		0- 0		211		212		148		.49887 144		5		5					
DIV. I NON-CONF.																							
TOTALS		RPI 1-25		RPI 26-50		W-L RECORDS		RPI 51-100		RPI 101-150		RPI 150+											
9- 20		0- 5		0- 9		OVERALL		1- 3		0- 1		8- 2											
2- 9		0- 2		0- 4		HOME		0- 1		0- 0		2- 2											
1- 10		0- 3		0- 5		AWAY		0- 2		0- 0		1- 0											
6- 1		0- 0		0- 0		NEUTRAL		1- 0		0- 1		5- 0											
8- 5		0- 1		0- 1		NON-CONFERENCE		1- 1		0- 1		7- 1											
2- 1		0- 0		0- 0		HOME		0- 0		0- 0		2- 1											
0- 3		0- 1		0- 1		AWAY		0- 1		0- 0		0- 0											
6- 1		0- 0		0- 0		NEUTRAL		1- 0		0- 1		5- 0											
1- 15		0- 4		0- 8		CONFERENCE		0- 2		0- 0		1- 1											
0- 8		0- 2		0- 4		HOME		0- 1		0- 0		0- 1											
1- 7		0- 2		0- 4		AWAY		0- 1		0- 0		1- 0											
0- 0		0- 0		0- 0		NEUTRAL		0- 0		0- 0		0- 0											
RPI	S	Opponent		Score		RPI	S	Opponent		Score		RPI	S	Opponent		Score							
12	A	Washington		0	3	31	A	St. Mary's (CA)		0	3	59	A	San Francisco		0	3	144	N	Boise St.	0	3	
13	A	BYU		0	3	31	H	St. Mary's (CA)		0	3	59	H	San Francisco		2	3	161	A	Portland	3	1	
13	H	BYU		0	3	37	A	Pepperdine		0	3	76	A	UNLV		1	3	161	H	Portland	2	3	
25	A	San Diego		1	3	37	H	Pepperdine		0	3	77	N	Portland St.		3	2	162	H	South Dakota St.	2	3	
25	H	San Diego		0	3	45	A	Arizona St.		1	3							205	N	Villanova	3	2	
						45	A	Santa Clara		1	3							266	H	UC Riverside	3	0	
						45	H	Santa Clara		0	3							266	N	UC Riverside	3	0	
						48	A	Loyola Marymount		0	3							281	N	Fla. Atlantic	3	2	
						48	H	Loyola Marymount		0	3							287	H	Eastern Wash.	3	0	
																		293	N	Prairie View	3	0	
																		297	N	Texas Southern	3	0	
						LAST 10 GAMES																	
						37	A	Pepperdine		0	3	48	A	Loyola Marymount		0	3						
						161	H	Portland		2	3	13	H	BYU		0	3						
						25	H	San Diego		0	3	37	H	Pepperdine		0	3						
						31	H	St. Mary's (CA)		0	3	48	H	Loyola Marymount		0	3						
						59	A	San Francisco		0	3	31	A	St. Mary's (CA)		0	3						

Non-Div. I Games:

Gonzaga

[illegible]

Non-Div. I Games:

Green Bay

Average RPI Win: 220		WON-LOST RECORD	WINNING PCT. RANK	LAST 10 GAMES	STRENGTH OF SCHEDULE	OPP. STRENGTH OF SCHEDULE	TEAM RPI	ADJ RPI	CONF. RPI	ADJ CONF. RPI				
Average RPI Loss: 156														
DIV. I ONLY		18- 13	.58065	121	2- 8	241	211	176	.46658	186	22	22		
DIV. I NON-CONF.		10- 4	.71429	70	0- 0	105	173	80	.5675	81	18	17		
<hr/>														
TOTALS		RPI 1-25		RPI 26-50		W-L RECORDS		RPI 51-100		RPI 101-150		RPI 150+		
18- 13		0- 1		0- 0		OVERALL		1- 2		3- 2		14- 8		
11- 2		0- 0		0- 0		HOME		1- 0		2- 0		8- 2		
3- 8		0- 1		0- 0		AWAY		0- 1		0- 1		3- 5		
4- 3		0- 0		0- 0		NEUTRAL		0- 1		1- 1		3- 1		
10- 4		0- 1		0- 0		NON-CONFERENCE		1- 1		2- 2		7- 0		
5- 0		0- 0		0- 0		HOME		1- 0		1- 0		3- 0		
1- 2		0- 1		0- 0		AWAY		0- 0		0- 1		1- 0		
4- 2		0- 0		0- 0		NEUTRAL		0- 1		1- 1		3- 0		
8- 9		0- 0		0- 0		CONFERENCE		0- 1		1- 0		7- 8		
6- 2		0- 0		0- 0		HOME		0- 0		1- 0		5- 2		
2- 6		0- 0		0- 0		AWAY		0- 1		0- 0		2- 5		
0- 1		0- 0		0- 0		NEUTRAL		0- 0		0- 0		0- 1		
RPI	S	Opponent	Score		RPI	S	Opponent	Score		RPI	S	Opponent	Score	
4	A	Louisville	0	3						54	A	Tulsa	0	3
										68	N	Duke	0	3
										74	H	Morehead St.	3	2
										106	H	IUPUI	3	2
										110	N	Samford	0	3
										124	N	Liberty	3	0
										125	H	Rice	3	0
										135	A	East Tenn. St.	1	3
										155	H	UTEP	3	0
										164	A	UAB	0	3
										164	H	UAB	2	3
										177	A	UCF	1	3
										177	H	UCF	3	2
										177	N	UCF	1	3
										212	N	Coastal Caro.	3	0
										220	A	SMU	3	2
										221	A	Houston	1	3
										235	A	Kent St.	3	0
										236	A	Memphis	2	3
										236	H	Memphis	2	3
										240	H	Miami (OH)	3	2
										246	N	UMBC	3	1
										265	H	Eastern Ky.	3	0
										278	N	Saint Francis (PA)	3	0
										282	A	Southern Miss.	0	3
										282	H	Southern Miss.	3	2
										288	H	Tulane	3	0
										302	H	Wright St.	3	0
										318	A	East Carolina	3	1
										318	H	East Carolina	3	1
<hr/>														
LAST 10 GAMES														
177	N	UCF	1	3	177	A	UCF	1	3	282	H	Southern Miss.	3	2
155	H	UTEP	3	0	282	A	Southern Miss.	0	3	288	H	Tulane	3	0
288	H	Tulane	3	0	236	H	Memphis	2	3	302	H	Wright St.	3	0
164	A	UAB	0	3	164	H	UAB	2	3	318	A	East Carolina	3	1
236	A	Memphis	2	3	221	A	Houston	1	3	318	H	East Carolina	3	1

Non-Div. I Games:

Marshall

Average RPI Win:		206	WON-LOST RECORD		WINNING PCT. RANK		LAST 10 GAMES		STRENGTH OF SCHEDULE		OPP. STRENGTH OF SCHEDULE		TEAM RPI		ADJ RPI		CONF. RPI		ADJ CONF. RPI				
Average RPI Loss:		118																					
DIV. I ONLY			12- 18		.4 217		5- 5		125		142		188		.46563		187		16				
DIV. I NON-CONF.			4- 6		.4 217		0- 0		78		73		136		.51129		130		14				
TOTALS		RPI 1-25		RPI 26-50		W-L RECORDS		RPI 51-100		RPI 101-150		RPI 150+											
12- 18		0- 0		0- 3		OVERALL		2- 8		1- 2		9- 5											
8- 5		0- 0		0- 1		HOME		1- 3		1- 0		6- 1											
3- 10		0- 0		0- 1		AWAY		1- 5		0- 0		2- 4											
1- 3		0- 0		0- 1		NEUTRAL		0- 0		0- 2		1- 0											
4- 6		0- 0		0- 3		NON-CONFERENCE		1- 1		1- 2		2- 0											
2- 1		0- 0		0- 1		HOME		0- 0		1- 0		1- 0											
1- 2		0- 0		0- 1		AWAY		1- 1		0- 0		0- 0											
1- 3		0- 0		0- 1		NEUTRAL		0- 0		0- 2		1- 0											
8- 12		0- 0		0- 0		CONFERENCE		1- 7		0- 0		7- 5											
6- 4		0- 0		0- 0		HOME		1- 3		0- 0		5- 1											
2- 8		0- 0		0- 0		AWAY		0- 4		0- 0		2- 4											
0- 0		0- 0		0- 0		NEUTRAL		0- 0		0- 0		0- 0											
RPI	S	Opponent		Score		RPI	S	Opponent		Score		RPI	S	Opponent		Score							
						31	H	St. Mary's (CA)		0	3	55	A	Col. of Charleston		1	3	123	N	UC Davis	1	3	
						42	N	North Carolina St.		0	3	77	A	Portland St.		1	3	140	N	Utah Valley	0	3	
						45	A	Santa Clara		0	3	77	H	Portland St.		2	3	144	H	Boise St.	3	1	
												82	A	Northern Colo.		0	3	165	A	North Dakota	1	3	
												82	H	Northern Colo.		2	3	165	H	North Dakota	1	3	
												88	A	Northern Ariz.		1	3	174	A	Montana St.	3	1	
												88	H	Northern Ariz.		3	2	174	H	Montana St.	3	2	
												90	A	Fresno St.		3	2	213	N	Jacksonville	3	0	
												96	A	Idaho St.		2	3	233	A	Southern Utah	1	3	
												96	H	Idaho St.		2	3	233	H	Southern Utah	3	0	
																		245	A	Montana	1	3	
																		245	H	Montana	3	2	
																		262	A	Weber St.	3	1	
																		262	H	Weber St.	3	1	
																		287	A	Eastern Wash.	0	3	
																		287	H	Eastern Wash.	3	0	
																		299	H	Morgan St.	3	1	
LAST 10 GAMES																							
						245	H	Montana		3	2	82	H	Northern Colo.		2	3						
						174	H	Montana St.		3	2	88	H	Northern Ariz.		3	2						
						262	A	Weber St.		3	1	233	H	Southern Utah		3	0						
						96	A	Idaho St.		2	3	287	A	Eastern Wash.		0	3						
						165	H	North Dakota		1	3	77	A	Portland St.		1	3						

Non-Div. I Games:

Sacramento St.

Average RPI Win:		254	WON-LOST RECORD		WINNING PCT. RANK		LAST 10 GAMES		STRENGTH OF SCHEDULE		OPP. STRENGTH OF SCHEDULE		TEAM RPI		ADJ RPI		CONF. RPI		ADJ CONF. RPI		
DIV. I ONLY			8- 20	.28571	280	0- 10		77	88	190	.46466	188	3	3							
DIV. I NON-CONF.			8- 6	.57143	139	0- 1		224	302	190	.46158	208	3	3							
TOTALS		RPI 1-25		RPI 26-50			W-L RECORDS		RPI 51-100			RPI 101-150			RPI 150+						
8- 20		0- 7		0- 2			OVERALL		1- 6			0- 1			7- 4						
7- 10		0- 3		0- 1			HOME		1- 3			0- 1			6- 2						
0- 9		0- 4		0- 1			AWAY		0- 2			0- 0			0- 2						
1- 1		0- 0		0- 0			NEUTRAL		0- 1			0- 0			1- 0						
8- 6		0- 0		0- 0			NON-CONFERENCE		1- 1			0- 1			7- 4						
7- 3		0- 0		0- 0			HOME		1- 0			0- 1			6- 2						
0- 2		0- 0		0- 0			AWAY		0- 0			0- 0			0- 2						
1- 1		0- 0		0- 0			NEUTRAL		0- 1			0- 0			1- 0						
0- 14		0- 7		0- 2			CONFERENCE		0- 5			0- 0			0- 0						
0- 7		0- 3		0- 1			HOME		0- 3			0- 0			0- 0						
0- 7		0- 4		0- 1			AWAY		0- 2			0- 0			0- 0						
0- 0		0- 0		0- 0			NEUTRAL		0- 0			0- 0			0- 0						
RPI	S	Opponent		Score		RPI	S	Opponent		Score		RPI	S	Opponent		Score					
3	A	Texas		0	3	30	A	Oklahoma		1	3	51	A	Baylor		0	3				
3	H	Texas		0	3	30	H	Oklahoma		0	3	51	H	Baylor		0	3				
6	A	Kansas		0	3					65	H	TCU		2	3	248	H	Central Conn. St.		3	0
6	H	Kansas		1	3					72	H	Cleveland St.		3	2	251	H	Loyola Maryland		3	0
17	A	Kansas St.		0	3					89	A	Texas Tech		1	3	258	A	Robert Morris		2	3
17	H	Kansas St.		0	3					89	H	Texas Tech		1	3	269	N	Navy		3	0
23	A	Iowa St.		0	3					95	N	South Carolina		0	3	272	H	Radford		3	1
																277	A	George Mason		0	3
																278	H	Saint Francis (PA)		2	3
																292	H	Murray St.		3	2
																302	H	Wright St.		3	0
																325	H	Saint Peter's		3	0
LAST 10 GAMES																					
		3 A Texas		0	3			17 H Kansas St.		0	3										
		51 H Baylor		0	3			51 A Baylor		0	3										
		30 H Oklahoma		0	3			89 H Texas Tech		1	3										
		6 A Kansas		0	3			23 A Iowa St.		0	3										
		89 A Texas Tech		1	3			119 H Duquesne		2	3										

Non-Div. I Games:

West Virginia

Average RPI Win:	241	WON-LOST	WINNING	LAST 10	STRENGTH OF	OPP. STRENGTH	TEAM	ADJ	CONF.	ADJ CONF.	
Average RPI Loss:	152	RECORD	PCT. RANK	GAMES	SCHEDULE	OF SCHEDULE	RPI	RPI	RPI	RPI	
DIV. I ONLY	12- 12	.5	165	5- 5	195	229	187	.46454	189	23	23
DIV. I NON-CONF.	3- 7	.3	256	0- 0	95	208	214	.45305	222	21	21
<hr/>											
TOTALS	RPI 1-25	RPI 26-50		W-L RECORDS		RPI 51-100		RPI 101-150		RPI 150+	
12- 12	0- 1	0- 0		OVERALL		0- 2		1- 2		11- 7	
5- 3	0- 0	0- 0		HOME		0- 1		1- 0		4- 2	
6- 5	0- 0	0- 0		AWAY		0- 1		0- 2		6- 2	
1- 4	0- 1	0- 0		NEUTRAL		0- 0		0- 0		1- 3	
<hr/>											
3- 7	0- 1	0- 0		NON-CONFERENCE		0- 0		0- 1		3- 5	
0- 1	0- 0	0- 0		HOME		0- 0		0- 0		0- 1	
2- 2	0- 0	0- 0		AWAY		0- 0		0- 1		2- 1	
1- 4	0- 1	0- 0		NEUTRAL		0- 0		0- 0		1- 3	
<hr/>											
9- 5	0- 0	0- 0		CONFERENCE		0- 2		1- 1		8- 2	
5- 2	0- 0	0- 0		HOME		0- 1		1- 0		4- 1	
4- 3	0- 0	0- 0		AWAY		0- 1		0- 1		4- 1	
0- 0	0- 0	0- 0		NEUTRAL		0- 0		0- 0		0- 0	
<hr/>											
RPI S	Opponent	Score		RPI S	Opponent	Score		RPI S	Opponent	Score	
13 N	BYU	0 3						121 A	Seton Hall	0 3	
								148 A	Columbia	1 3	
								148 H	Columbia	3 1	
								151 A	Hofstra	1 3	
								167 N	Siena	2 3	
								167 N	Siena	2 3	
								172 A	George Washington	3 0	
								179 A	Colgate	3 0	
								195 A	Penn	3 2	
								195 H	Penn	2 3	
								218 H	Lehigh	2 3	
								237 A	Harvard	3 2	
								237 H	Harvard	3 0	
								247 N	New Hampshire	2 3	
								256 A	Cornell	1 3	
								256 H	Cornell	3 1	
								274 A	Brown	3 0	
								274 H	Brown	3 0	
								300 A	Dartmouth	3 0	
								300 H	Dartmouth	3 0	
								323 N	St. Francis (NY)	3 1	
<hr/>											
LAST 10 GAMES											
148 A Columbia				1 3		300 H Dartmouth				3 0	
256 A Cornell				1 3		195 H Penn				2 3	
70 H Yale				0 3		274 A Brown				3 0	
274 H Brown				3 0		70 A Yale				1 3	
237 H Harvard				3 0		256 H Cornell				3 1	

Non-Div. I Games:

Princeton

Average RPI Win: 260		WON-LOST	WINNING	LAST 10	STRENGTH OF		OPP. STRENGTH	TEAM	ADJ	CONF.	ADJ CONF.
Average RPI Loss: 101		RECORD	PCT. RANK	GAMES	SCHEDULE		OF SCHEDULE	RPI	RPI	RPI	RPI
DIV. I ONLY		11- 19	.36667	235	3- 7		121	190	207	.46319	190
DIV. I NON-CONF.		5- 6	.45455	188	0- 0		179	252	212	.45921	212
TOTALS		RPI 1-25	RPI 26-50		W-L RECORDS		RPI 51-100		RPI 101-150		RPI 150+
11- 19	0- 0	0- 4		OVERALL		0- 7		0- 6		11- 2	
4- 6	0- 0	0- 1		HOME		0- 2		0- 3		4- 0	
5- 9	0- 0	0- 2		AWAY		0- 3		0- 3		5- 1	
2- 4	0- 0	0- 1		NEUTRAL		0- 2		0- 0		2- 1	
5- 6	0- 0	0- 2		NON-CONFERENCE		0- 2		0- 0		5- 2	
1- 0	0- 0	0- 0		HOME		0- 0		0- 0		1- 0	
2- 3	0- 0	0- 1		AWAY		0- 1		0- 0		2- 1	
2- 3	0- 0	0- 1		NEUTRAL		0- 1		0- 0		2- 1	
6- 13	0- 0	0- 2		CONFERENCE		0- 5		0- 6		6- 0	
3- 6	0- 0	0- 1		HOME		0- 2		0- 3		3- 0	
3- 6	0- 0	0- 1		AWAY		0- 2		0- 3		3- 0	
0- 1	0- 0	0- 0		NEUTRAL		0- 1		0- 0		0- 0	
RPI S	Opponent	Score	RPI S	Opponent	Score	RPI S	Opponent	Score	RPI S	Opponent	Score
			33 N	Michigan	0 3	64 N	Virginia Tech	0 3	109 A	A&M-Corpus Christi	1 3
			49 A	Central Ark.	0 3	86 A	Southern Ill.	0 3	109 H	A&M-Corpus Christi	0 3
			49 H	Central Ark.	0 3	99 A	Oral Roberts	0 3	114 A	Northwestern St.	0 3
			50 A	Missouri	0 3	99 H	Oral Roberts	1 3	114 H	Northwestern St.	2 3
						100 A	Sam Houston St.	0 3	130 A	Stephen F. Austin	1 3
						100 H	Sam Houston St.	0 3	130 H	Stephen F. Austin	2 3
						100 N	Sam Houston St.	0 3	152 N	North Florida	3 2
									168 N	UALR	0 3
									208 A	South Ala.	0 3
									241 A	Lamar	3 2
									241 H	Lamar	3 1
									244 A	Southeastern La.	3 1
									244 H	Southeastern La.	3 0
									271 A	McNeese St.	3 1
									271 H	McNeese St.	3 1
									275 N	UT Martin	3 0
									298 A	New Orleans	3 1
									298 H	New Orleans	3 2
									326 A	Grambling	3 0
LAST 10 GAMES											
			100 N	Sam Houston St.	0 3	114 H	Northwestern St.	2 3			
			244 A	Southeastern La.	3 1	271 A	McNeese St.	3 1			
			100 A	Sam Houston St.	0 3	99 H	Oral Roberts	1 3			
			109 A	A&M-Corpus Christi	1 3	49 H	Central Ark.	0 3			
			130 H	Stephen F. Austin	2 3	241 A	Lamar	3 2			

Non-Div. I Games:

Nicholls St.

Average RPI Win: 242		WON-LOST RECORD		WINNING PCT. RANK		LAST 10 GAMES		STRENGTH OF SCHEDULE		OPP. STRENGTH OF SCHEDULE		TEAM RPI		ADJ RPI		CONF. RPI		ADJ CONF. RPI	
DIV. I ONLY		17- 16		.51515 164		6- 4		225		195		186		.46168 191		24		24	
DIV. I NON-CONF.		7- 9		.4375 202		0- 0		117		78		147		.5019 141		23		23	
TOTALS		RPI 1-25		RPI 26-50		W-L RECORDS		RPI 51-100		RPI 101-150		RPI 150+							
17- 16		0- 1		0- 1		OVERALL		0- 6		1- 1		16- 7							
7- 2		0- 0		0- 0		HOME		0- 1		0- 0		7- 1							
6- 8		0- 0		0- 1		AWAY		0- 2		0- 1		6- 4							
4- 6		0- 1		0- 0		NEUTRAL		0- 3		1- 0		3- 2							
7- 9		0- 1		0- 1		NON-CONFERENCE		0- 5		1- 1		6- 1							
1- 0		0- 0		0- 0		HOME		0- 0		0- 0		1- 0							
2- 4		0- 0		0- 1		AWAY		0- 2		0- 1		2- 0							
4- 5		0- 1		0- 0		NEUTRAL		0- 3		1- 0		3- 1							
10- 7		0- 0		0- 0		CONFERENCE		0- 1		0- 0		10- 6							
6- 2		0- 0		0- 0		HOME		0- 1		0- 0		6- 1							
4- 4		0- 0		0- 0		AWAY		0- 0		0- 0		4- 4							
0- 1		0- 0		0- 0		NEUTRAL		0- 0		0- 0		0- 1							
RPI	S	Opponent		Score		RPI	S	Opponent		Score		RPI	S	Opponent		Score			
22	N	Dayton		0	3	28	A	Western Ky.		0	3	74	H	Morehead St.		0	3		
												86	N	Southern Ill.		0	3		
												91	A	Missouri St.		0	3		
												97	A	Lipscomb		0	3		
												98	N	Eastern Mich.		0	3		
												99	N	Oral Roberts		0	3		
												101	A	Alabama		1	3		
												135	N	East Tenn. St.		3	0		
												168	N	UALR		2	3		
												168	N	UALR		3	2		
												173	A	Belmont		1	3		
												175	A	Middle Tenn.		3	0		
												175	H	Middle Tenn.		3	2		
												194	A	Southeast Mo. St.		1	3		
												194	H	Southeast Mo. St.		3	2		
												209	A	Tennessee St.		3	1		
												209	N	Tennessee St.		1	3		
												219	H	Jacksonville St.		1	3		
												236	A	Memphis		3	2		
												241	N	Lamar		3	0		
												260	A	Eastern Ill.		2	3		
												260	H	Eastern Ill.		3	0		
												265	A	Eastern Ky.		0	3		
												275	A	UT Martin		3	0		
												275	H	UT Martin		3	0		
												285	A	SIU Edwardsville		3	2		
												285	H	SIU Edwardsville		3	0		
												292	A	Murray St.		3	1		
												292	H	Murray St.		3	0		
												303	H	Tennessee Tech		3	1		
												313	N	Alabama St.		3	0		
LAST 10 GAMES																			
209 N		Tennessee St.		1	3	209 A		Tennessee St.		3	1	292 A		Murray St.		3	1		
74 H		Morehead St.		0	3	173 A		Belmont		1	3	303 H		Tennessee Tech		3	1		
292 H		Murray St.		3	0	260 A		Eastern Ill.		2	3	313 N		Alabama St.		3	0		
194 H		Southeast Mo. St.		3	2	285 A		SIU Edwardsville		3	2								
275 H		UT Martin		3	0	285 H		SIU Edwardsville		3	0								

Non-Div. I Games:

Austin Peay

Average RPI Win: 232		WON-LOST	WINNING	LAST 10	STRENGTH OF		OPP. STRENGTH	TEAM	ADJ	CONF.	ADJ CONF.
Average RPI Loss: 129		RECORD	PCT. RANK	GAMES	SCHEDULE		OF SCHEDULE	RPI	RPI	RPI	RPI
DIV. I ONLY		13- 16	.44828	197	3- 7		189	187	197	.4612	192
DIV. I NON-CONF.		7- 8	.46667	178	0- 1		190	163	200	.47653	182
TOTALS		RPI 1-25	RPI 26-50		W-L RECORDS		RPI 51-100		RPI 101-150		RPI 150+
13- 16	0- 1	0- 0		OVERALL		0- 4		3- 6		10- 5	
6- 5	0- 1	0- 0		HOME		0- 1		2- 2		4- 1	
2- 8	0- 0	0- 0		AWAY		0- 1		0- 3		2- 4	
5- 3	0- 0	0- 0		NEUTRAL		0- 2		1- 1		4- 0	
7- 8	0- 1	0- 0		NON-CONFERENCE		0- 3		0- 4		7- 0	
2- 3	0- 1	0- 0		HOME		0- 0		0- 2		2- 0	
1- 3	0- 0	0- 0		AWAY		0- 1		0- 2		1- 0	
4- 2	0- 0	0- 0		NEUTRAL		0- 2		0- 0		4- 0	
6- 8	0- 0	0- 0		CONFERENCE		0- 1		3- 2		3- 5	
4- 2	0- 0	0- 0		HOME		0- 1		2- 0		2- 1	
1- 5	0- 0	0- 0		AWAY		0- 0		0- 1		1- 4	
1- 1	0- 0	0- 0		NEUTRAL		0- 0		1- 1		0- 0	
RPI S	Opponent	Score		RPI S	Opponent	Score		RPI S	Opponent	Score	
7 H	Minnesota	1	3					61 A	Long Beach St.	0	3
								67 N	Wisconsin	0	3
								78 N	Cal St. Northridge	0	3
								85 H	Towson	2	3
								116 A	South Fla.	1	3
								118 A	Northeastern	0	3
								118 H	Northeastern	3	0
								118 N	Northeastern	3	2
								121 H	Seton Hall	1	3
								124 A	Liberty	0	3
								136 H	Virginia	2	3
								142 H	Delaware	3	0
								142 N	Delaware	1	3
								151 A	Hofstra	1	3
								151 H	Hofstra	1	3
								181 N	FIU	3	1
								200 A	William & Mary	2	3
								234 A	UNC Wilmington	1	3
								243 A	Georgia St.	3	0
								243 H	Georgia St.	3	0
								246 A	UMBC	3	1
								258 N	Robert Morris	3	0
								272 H	Radford	3	0
								277 A	George Mason	2	3
								277 H	George Mason	3	1
								283 H	Appalachian St.	3	0
								320 N	Howard	3	1
								321 N	Bethune-Cookman	3	0
LAST 10 GAMES											
				142 N	Delaware	1	3	234 A	UNC Wilmington	1	3
				118 N	Northeastern	3	2	200 A	William & Mary	2	3
				151 H	Hofstra	1	3	243 A	Georgia St.	3	0
				118 H	Northeastern	3	0	136 H	Virginia	2	3
				277 A	George Mason	2	3	85 H	Towson	2	3

Non-Div. I Games:

James Madison

[illegible]

Non-Div. I Games:

Southeast Mo. St.

RPI	S	Opponent	Score	
292	H	Murray St.	3	0
303	H	Tennessee Tech	3	1
318	N	East Carolina	3	0
319	N	Chicago St.	3	0

Southeast Mo. St.

S
o
u
t
h
e
a
s
t
M
o
.
S
t
.

S
o
u
t
h
e
a
s
t
M
o
.
S
t
.

Average RPI Win: 243		WON-LOST	WINNING	LAST 10	STRENGTH OF		OPP. STRENGTH	TEAM	ADJ	CONF.	ADJ CONF.
Average RPI Loss: 146		RECORD	PCT. RANK	GAMES	SCHEDULE		OF SCHEDULE	RPI	RPI	RPI	RPI
DIV. I ONLY		13- 12	.52	153	6- 4		246	222	195	.45727	195
DIV. I NON-CONF.		5- 6	.45455	188	0- 0		168	201	191	.46986	193
TOTALS		RPI 1-25	RPI 26-50		W-L RECORDS		RPI 51-100		RPI 101-150		RPI 150+
13- 12	0- 0	0- 1		OVERALL		0- 4		2- 2		11- 5	
8- 6	0- 0	0- 0		HOME		0- 2		1- 1		7- 3	
4- 5	0- 0	0- 1		AWAY		0- 1		1- 1		3- 2	
1- 1	0- 0	0- 0		NEUTRAL		0- 1		0- 0		1- 0	
5- 6	0- 0	0- 1		NON-CONFERENCE		0- 2		1- 1		4- 2	
3- 4	0- 0	0- 0		HOME		0- 1		0- 1		3- 2	
1- 1	0- 0	0- 1		AWAY		0- 0		1- 0		0- 0	
1- 1	0- 0	0- 0		NEUTRAL		0- 1		0- 0		1- 0	
8- 6	0- 0	0- 0		CONFERENCE		0- 2		1- 1		7- 3	
5- 2	0- 0	0- 0		HOME		0- 1		1- 0		4- 1	
3- 4	0- 0	0- 0		AWAY		0- 1		0- 1		3- 2	
0- 0	0- 0	0- 0		NEUTRAL		0- 0		0- 0		0- 0	
RPI S	Opponent	Score	RPI S	Opponent	Score	RPI S	Opponent	Score	RPI S	Opponent	Score
			39 A	California	0 3	70 A	Yale	0 3	129 H	Rutgers	1 3
						70 H	Yale	1 3	142 A	Delaware	3 2
						85 H	Towson	2 3	148 A	Columbia	1 3
						88 N	Northern Ariz.	1 3	148 H	Columbia	3 0
									166 H	Temple	1 3
									189 A	Princeton	3 2
									189 H	Princeton	2 3
									205 H	Villanova	3 0
									237 A	Harvard	2 3
									237 H	Harvard	3 0
									256 A	Cornell	1 3
									256 H	Cornell	3 0
									266 N	UC Riverside	3 0
									272 H	Radford	1 3
									274 A	Brown	3 1
									274 H	Brown	3 1
									277 H	George Mason	3 1
									295 H	La Salle	3 1
									300 A	Dartmouth	3 0
									300 H	Dartmouth	3 0
			LAST 10 GAMES								
			256 A	Cornell	1 3	237 H	Harvard	3 0			
			148 A	Columbia	1 3	189 A	Princeton	3 2			
			274 H	Brown	3 1	70 A	Yale	0 3			
			70 H	Yale	1 3	274 A	Brown	3 1			
			300 H	Dartmouth	3 0	148 H	Columbia	3 0			

Non-Div. I Games:

Penn

Average RPI Win:		233	WON-LOST RECORD		WINNING PCT. RANK		LAST 10 GAMES		STRENGTH OF SCHEDULE		OPP. STRENGTH OF SCHEDULE		TEAM RPI		ADJ RPI		CONF. RPI		ADJ CONF. RPI	
Average RPI Loss:		139	16- 16		.5 165		5- 5		236		192		194		.45518 196		15		15	
DIV. I ONLY			10- 7		.58824 129		2- 0		249		244		181		.47476 184		12		12	
DIV. I NON-CONF.																				
TOTALS		RPI 1-25		RPI 26-50		W-L RECORDS		RPI 51-100		RPI 101-150		RPI 150+								
16- 16		0- 1		0- 1		OVERALL		0- 2		3- 6		13- 6								
8- 3		0- 0		0- 1		HOME		0- 0		2- 1		6- 1								
5- 8		0- 1		0- 0		AWAY		0- 1		1- 2		4- 4								
3- 5		0- 0		0- 0		NEUTRAL		0- 1		0- 3		3- 1								
10- 7		0- 1		0- 0		NON-CONFERENCE		0- 2		1- 2		9- 2								
5- 0		0- 0		0- 0		HOME		0- 0		1- 0		4- 0								
2- 3		0- 1		0- 0		AWAY		0- 1		0- 0		2- 1								
3- 4		0- 0		0- 0		NEUTRAL		0- 1		0- 2		3- 1								
6- 9		0- 0		0- 1		CONFERENCE		0- 0		2- 4		4- 4								
3- 3		0- 0		0- 1		HOME		0- 0		1- 1		2- 1								
3- 5		0- 0		0- 0		AWAY		0- 0		1- 2		2- 3								
0- 1		0- 0		0- 0		NEUTRAL		0- 0		0- 1		0- 0								
RPI	S	Opponent		Score		RPI	S	Opponent		Score		RPI	S	Opponent		Score				
14	A	Florida		1	3	28	H	Western Ky.		0	3	63	N	Georgia Tech		0	3			
												100	A	Sam Houston St.		2	3			
														102 N Colorado		0	3			
														111 A North Texas		2	3			
														111 H North Texas		2	3			
														117 A Arkansas St.		0	3			
														117 H Arkansas St.		3	1			
														139 H Houston Baptist		3	1			
														149 A Troy		3	1			
														149 N Troy		1	3			
														150 N Ill.-Chicago		2	3			
														168 A UALR		2	3			
														168 H UALR		3	0			
														173 N Belmont		3	0			
														175 H Middle Tenn.		1	3			
														181 A FIU		3	1			
														208 A South Ala.		1	3			
														213 N Jacksonville		2	3			
														236 A Memphis		3	1			
														241 A Lamar		1	3			
														261 A La.-Monroe		3	0			
														261 H La.-Monroe		3	0			
														271 H McNeese St.		3	0			
														280 N Alabama A&M		3	0			
														281 A Fla. Atlantic		2	3			
														282 H Southern Miss.		3	0			
														297 N Texas Southern		3	0			

Non-Div. I Games:

La.-Lafayette

RPI	S	Opponent	Score	
324	H	Southern U.	3	0

La.-Lafayette

L
a
.
-
L
a
f
a
y
e
t
t
e

L
a
.
-
L
a
f
a
y
e
t
t
e

Average RPI Win: 265		WON-LOST RECORD		WINNING PCT. RANK		LAST 10 GAMES		STRENGTH OF SCHEDULE		OPP. STRENGTH OF SCHEDULE		TEAM RPI		ADJ RPI		CONF. RPI		ADJ CONF. RPI	
DIV. I ONLY		13- 18		.41935 212		5- 5		133		232		198		.45419 197		25		27	
DIV. I NON-CONF.		3- 12		.2 285		0- 0		86		105		233		.44589 231		27		26	
TOTALS		RPI 1-25		RPI 26-50		W-L RECORDS		RPI 51-100		RPI 101-150		RPI 150+							
13- 18		0- 1		0- 1		OVERALL		0- 6		0- 3		13- 7							
5- 3		0- 0		0- 0		HOME		0- 0		0- 1		5- 2							
4- 8		0- 0		0- 0		AWAY		0- 4		0- 1		4- 3							
4- 7		0- 1		0- 1		NEUTRAL		0- 2		0- 1		4- 2							
3- 12		0- 1		0- 1		NON-CONFERENCE		0- 6		0- 1		3- 3							
0- 1		0- 0		0- 0		HOME		0- 0		0- 1		0- 0							
0- 5		0- 0		0- 0		AWAY		0- 4		0- 0		0- 1							
3- 6		0- 1		0- 1		NEUTRAL		0- 2		0- 0		3- 2							
10- 6		0- 0		0- 0		CONFERENCE		0- 0		0- 2		10- 4							
5- 2		0- 0		0- 0		HOME		0- 0		0- 0		5- 2							
4- 3		0- 0		0- 0		AWAY		0- 0		0- 1		4- 2							
1- 1		0- 0		0- 0		NEUTRAL		0- 0		0- 1		1- 0							
RPI S	Opponent	Score		RPI S	Opponent	Score		RPI S	Opponent	Score		RPI S	Opponent	Score					
21 N	Miami (FL)	0	3	35 N	Michigan St.	0	3	55 A	Col. of Charleston	1	3	124 A	Liberty	0	3				
								58 N	Oregon St.	0	3	124 N	Liberty	0	3				
								59 N	San Francisco	0	3	135 H	East Tenn. St.	0	3				
								87 A	Furman	0	3	152 A	North Florida	0	3				
								92 A	Illinois St.	0	3	180 H	High Point	2	3				
								94 A	Wyoming	1	3	203 N	Florida A&M	0	3				
												207 N	Davidson	3	2				
												211 N	Georgetown	3	1				
												212 A	Coastal Caro.	2	3				
												212 H	Coastal Caro.	3	1				
												227 N	Seattle	1	3				
												257 A	Winthrop	3	1				
												257 H	Winthrop	1	3				
												257 N	Winthrop	3	2				
												268 A	UNC Asheville	2	3				
												268 H	UNC Asheville	3	0				
												272 A	Radford	3	0				
												287 N	Eastern Wash.	3	0				
												290 A	Charleston So.	3	0				
												290 H	Charleston So.	3	1				
												291 A	Gardner-Webb	3	0				
												291 H	Gardner-Webb	3	0				
												312 H	Campbell	3	0				
				LAST 10 GAMES															
				257 N	Winthrop	3	2	212 H	Coastal Caro.	3	1	312 H	Campbell	3	0				
				124 N	Liberty	0	3	290 H	Charleston So.	3	1								
				257 H	Winthrop	1	3	272 A	Radford	3	0								
				291 A	Gardner-Webb	3	0	124 A	Liberty	0	3								
				268 A	UNC Asheville	2	3	180 H	High Point	2	3								

Non-Div. I Games:

Presbyterian

Average RPI Win: 266		WON-LOST RECORD		WINNING PCT. RANK		LAST 10 GAMES		STRENGTH OF SCHEDULE		OPP. STRENGTH OF SCHEDULE		TEAM RPI		ADJ RPI		CONF. RPI		ADJ CONF. RPI					
DIV. I ONLY		14- 14		.5 165		3- 6		234		235		200		.45378 198		20		21					
DIV. I NON-CONF.		8- 3		.72727 65		0- 0		266		277		139		.50514 138		22		22					
TOTALS		RPI 1-25		RPI 26-50		W-L RECORDS		RPI 51-100		RPI 101-150		RPI 150+											
14- 14		0- 1		0- 1		OVERALL		1- 5		1- 2		12- 5											
3- 5		0- 0		0- 0		HOME		0- 3		0- 1		3- 1											
6- 7		0- 1		0- 0		AWAY		1- 2		0- 0		5- 3											
5- 2		0- 0		0- 1		NEUTRAL		0- 0		1- 1		4- 0											
8- 3		0- 1		0- 1		NON-CONFERENCE		0- 0		1- 1		7- 0											
0- 0		0- 0		0- 0		HOME		0- 0		0- 0		0- 0											
4- 1		0- 1		0- 0		AWAY		0- 0		0- 0		4- 0											
4- 2		0- 0		0- 1		NEUTRAL		0- 0		1- 1		3- 0											
6- 11		0- 0		0- 0		CONFERENCE		1- 5		0- 1		5- 5											
3- 5		0- 0		0- 0		HOME		0- 3		0- 1		3- 1											
2- 6		0- 0		0- 0		AWAY		1- 2		0- 0		1- 4											
1- 0		0- 0		0- 0		NEUTRAL		0- 0		0- 0		1- 0											
RPI	S	Opponent		Score		RPI	S	Opponent		Score		RPI	S	Opponent		Score							
21	A	Miami (FL)		0 3		49	N	Central Ark.		0 3		55	A	Col. of Charleston		0 3		105	N	Ole Miss		3 2	
																		110	H	Samford		2 3	
																		129	N	Rutgers		2 3	
																		207	A	Davidson		0 3	
																		207	H	Davidson		0 3	
																		214	A	UNC Greensboro		0 3	
																		216	A	Elon		2 3	
																		239	A	Chattanooga		2 3	
																		249	N	Hampton		3 1	
																		267	H	Western Caro.		3 1	
																		281	N	Fla. Atlantic		3 1	
																		283	H	Appalachian St.		3 0	
																		290	A	Charleston So.		3 1	
																		291	A	Gardner-Webb		3 1	
																		306	A	Citadel		3 1	
																		306	H	Citadel		3 0	
																		306	N	Citadel		3 2	
																		309	A	Stetson		3 1	
																		309	N	Stetson		3 0	
																		328	A	N.C. A&T		3 1	
						LAST 10 GAMES																	
						207 A Davidson 0 3						87 A Furman 3 2											
						73 A Ga. Southern 1 3						214 A UNC Greensboro 0 3											
						306 H Citadel 3 0						216 A Elon 2 3											
						55 H Col. of Charleston 0 3						267 H Western Caro. 3 1											
						110 H Samford 2 3						283 H Appalachian St. 3 0											

Non-Div. I Games: Converse 3 0

Wofford

[illegible]

Non-Div. I Games:

Youngstown St.

Average RPI Win:	243	WON-LOST RECORD	WINNING PCT. RANK	LAST 10 GAMES	STRENGTH OF SCHEDULE	OPP. STRENGTH OF SCHEDULE	TEAM RPI	ADJ RPI	CONF. RPI	ADJ CONF. RPI	
DIV. I ONLY		13- 14	.48148 183	3- 7	197	260	196	.45158 200	19	18	
DIV. I NON-CONF.		8- 6	.57143 139	0- 0	257	288	207	.45172 226	19	19	
<hr/>											
TOTALS	RPI 1-25	RPI 26-50		W-L RECORDS	RPI 51-100		RPI 101-150		RPI 150+		
13- 14	0- 0	0- 0		OVERALL	0- 3		1- 5		12- 6		
7- 5	0- 0	0- 0		HOME	0- 1		0- 2		7- 2		
4- 6	0- 0	0- 0		AWAY	0- 2		0- 3		4- 1		
2- 3	0- 0	0- 0		NEUTRAL	0- 0		1- 0		1- 3		
<hr/>											
8- 6	0- 0	0- 0		NON-CONFERENCE	0- 1		1- 1		7- 4		
5- 1	0- 0	0- 0		HOME	0- 0		0- 0		5- 1		
1- 3	0- 0	0- 0		AWAY	0- 1		0- 1		1- 1		
2- 2	0- 0	0- 0		NEUTRAL	0- 0		1- 0		1- 2		
<hr/>											
5- 8	0- 0	0- 0		CONFERENCE	0- 2		0- 4		5- 2		
2- 4	0- 0	0- 0		HOME	0- 1		0- 2		2- 1		
3- 3	0- 0	0- 0		AWAY	0- 1		0- 2		3- 0		
0- 1	0- 0	0- 0		NEUTRAL	0- 0		0- 0		0- 1		
<hr/>											
RPI S	Opponent	Score	RPI S	Opponent	Score	RPI S	Opponent	Score	RPI S	Opponent	Score
						68 A	Duke	0 3	118 A	Northeastern	1 3
						85 A	Towson	1 3	118 H	Northeastern	2 3
						85 H	Towson	0 3	124 A	Liberty	1 3
									142 A	Delaware	0 3
									142 H	Delaware	0 3
									145 N	Fairfield	3 1
									151 A	Hofstra	3 2
									151 N	Hofstra	0 3
									192 H	James Madison	3 2
									211 H	Georgetown	1 3
									216 H	Elon	3 1
									217 N	Milwaukee	1 3
									234 A	UNC Wilmington	3 0
									234 H	UNC Wilmington	1 3
									243 A	Georgia St.	3 1
									247 A	New Hampshire	3 2
									248 N	Central Conn. St.	2 3
									249 H	Hampton	3 0
									259 H	Manhattan	3 1
									277 H	George Mason	3 0
									289 A	Norfolk St.	1 3
									312 H	Campbell	3 1
									316 N	Holy Cross	3 0
									320 H	Howard	3 0
						<hr/>					
			LAST 10 GAMES								
			151 N	Hofstra	0 3	192 H	James Madison	3 2			
			85 A	Towson	1 3	234 H	UNC Wilmington	1 3			
			142 A	Delaware	0 3	243 A	Georgia St.	3 1			
			118 H	Northeastern	2 3	142 H	Delaware	0 3			
			277 H	George Mason	3 0	85 H	Towson	0 3			

Non-Div. I Games:

William & Mary

Average RPI Win:	256	WON-LOST	WINNING	LAST 10	STRENGTH OF	OPP. STRENGTH	TEAM	ADJ	CONF.	ADJ CONF.	
Average RPI Loss:	186	RECORD	PCT. RANK	GAMES	SCHEDULE	OF SCHEDULE	RPI	RPI	RPI	RPI	
DIV. I ONLY	16- 13	.55172	131	5- 5	233	280	189	.45151	201	26	26
DIV. I NON-CONF.	3- 7	.3	256	0- 0	222	247	265	.39933	262	30	29
TOTALS	RPI 1-25	RPI 26-50	W-L RECORDS	RPI 51-100	RPI 101-150	RPI 150+					
16- 13	0- 0	0- 0	OVERALL	0- 2	1- 2	15- 9					
7- 2	0- 0	0- 0	HOME	0- 0	1- 0	6- 2					
6- 6	0- 0	0- 0	AWAY	0- 0	0- 1	6- 5					
3- 5	0- 0	0- 0	NEUTRAL	0- 2	0- 1	3- 2					
3- 7	0- 0	0- 0	NON-CONFERENCE	0- 2	0- 1	3- 4					
0- 0	0- 0	0- 0	HOME	0- 0	0- 0	0- 0					
0- 3	0- 0	0- 0	AWAY	0- 0	0- 0	0- 3					
3- 4	0- 0	0- 0	NEUTRAL	0- 2	0- 1	3- 1					
13- 6	0- 0	0- 0	CONFERENCE	0- 0	1- 1	12- 5					
7- 2	0- 0	0- 0	HOME	0- 0	1- 0	6- 2					
6- 3	0- 0	0- 0	AWAY	0- 0	0- 1	6- 2					
0- 1	0- 0	0- 0	NEUTRAL	0- 0	0- 0	0- 1					
RPI S Opponent Score	RPI S Opponent Score	RPI S Opponent Score	RPI S Opponent Score	RPI S Opponent Score	RPI S Opponent Score	RPI S Opponent Score					
				87 N Furman 0 3	121 N Seton Hall 0 3						
				99 N Oral Roberts 0 3	145 A Fairfield 0 3						
					145 H Fairfield 3 2						
					167 A Siena 3 1						
					167 H Siena 0 3						
					167 N Siena 1 3						
					183 N San Jose St. 3 1						
					215 A Niagara 1 3						
					215 H Niagara 1 3						
					223 A Rhode Island 2 3						
					225 N Mercer 1 3						
					228 A Buffalo 1 3						
					242 A Iona 2 3						
					242 H Iona 3 1						
					251 A Loyola Maryland 3 2						
					251 H Loyola Maryland 3 0						
					259 A Manhattan 3 1						
					259 H Manhattan 3 1						
					263 A Marist 3 1						
					263 H Marist 3 1						
					273 N USC Upstate 3 1						
					290 A Charleston So. 2 3						
					294 A Rider 3 0						
					294 H Rider 3 0						
					305 N Hartford 3 0						
					325 A Saint Peter's 3 0						
					325 H Saint Peter's 3 0						
				LAST 10 GAMES							
				167 N Siena 1 3	251 A Loyola Maryland 3 2						
				145 A Fairfield 0 3	294 A Rider 3 0						
				242 A Iona 2 3	263 H Marist 3 1						
				325 H Saint Peter's 3 0	167 H Siena 0 3						
				259 H Manhattan 3 1	215 A Niagara 1 3						

Non-Div. I Games:

Canisius

Average RPI Win:		298	WON-LOST RECORD		WINNING PCT. RANK		LAST 10 GAMES		STRENGTH OF SCHEDULE		OPP. STRENGTH OF SCHEDULE		TEAM RPI		ADJ RPI		CONF. RPI		ADJ CONF. RPI						
Average RPI Loss:		118																							
DIV. I ONLY			14- 11		.56	130	7- 3		294	287	224	.44997	203	32	32										
DIV. I NON-CONF.			2- 10		.16667	297	0- 2		75	70	234	.44846	230	32	32										
TOTALS		RPI 1-25		RPI 26-50			W-L RECORDS		RPI 51-100			RPI 101-150			RPI 150+										
14- 11		0- 2		0- 0			OVERALL		0- 1			0- 4			14- 4										
6- 4		0- 1		0- 0			HOME		0- 1			0- 1			6- 1										
5- 4		0- 1		0- 0			AWAY		0- 0			0- 2			5- 1										
3- 3		0- 0		0- 0			NEUTRAL		0- 0			0- 1			3- 2										
2- 10		0- 2		0- 0			NON-CONFERENCE		0- 1			0- 4			2- 3										
0- 4		0- 1		0- 0			HOME		0- 1			0- 1			0- 1										
0- 4		0- 1		0- 0			AWAY		0- 0			0- 2			0- 1										
2- 2		0- 0		0- 0			NEUTRAL		0- 0			0- 1			2- 1										
12- 1		0- 0		0- 0			CONFERENCE		0- 0			0- 0			12- 1										
6- 0		0- 0		0- 0			HOME		0- 0			0- 0			6- 0										
5- 0		0- 0		0- 0			AWAY		0- 0			0- 0			5- 0										
1- 1		0- 0		0- 0			NEUTRAL		0- 0			0- 0			1- 1										
RPI	S	Opponent		Score		RPI	S	Opponent		Score		RPI	S	Opponent		Score									
9	H	Florida St.		0	3							115	N	FGCU		1	3								
14	A	Florida		0	3							71	H	Georgia		0	3	116	A	South Fla.		0	3		
												149	A	Troy		0	3	149	H	Troy		2	3		
												152	A	North Florida		0	3	158	N	UMES		2	3		
												181	H	FIU		0	3	181	N	FIU		1	3		
												197	N	Presbyterian		3	0	207	N	Davidson		3	2		
												286	H	Coppin St.		3	0	289	N	Norfolk St.		3	2		
												301	A	South Carolina St.		3	2	301	H	South Carolina St.		3	0		
												314	A	N.C. Central		3	2	314	H	N.C. Central		3	0		
												321	A	Bethune-Cookman		3	0	321	A	Bethune-Cookman		3	0		
												321	H	Bethune-Cookman		3	0	328	A	N.C. A&T		3	0		
												328	H	N.C. A&T		3	0	328	H	N.C. A&T		3	0		
												329	A	Savannah St.		3	0	329	A	Savannah St.		3	0		
												329	H	Savannah St.		3	0								
LAST 10 GAMES																									
158 N UMES						2	3	314 H N.C. Central						3	0										
289 N Norfolk St.						3	2	328 H N.C. A&T						3	0										
286 H Coppin St.						3	0	329 A Savannah St.						3	0										
321 A Bethune-Cookman						3	0	301 A South Carolina St.						3	2										
116 A South Fla.						0	3	149 H Troy						2	3										

Non-Div. I Games:

Florida A&M

Average RPI Win: 225		WON-LOST RECORD		WINNING PCT. RANK		LAST 10 GAMES		STRENGTH OF SCHEDULE		OPP. STRENGTH OF SCHEDULE		TEAM RPI		ADJ RPI		CONF. RPI		ADJ CONF. RPI	
DIV. I ONLY		4- 23		.14815 309		0- 10		66		54		223		.44872 204		4		5	
DIV. I NON-CONF.		4- 5		.44444 197		0- 0		118		164		159		.48949 160		4		4	
TOTALS		RPI 1-25		RPI 26-50		W-L RECORDS		RPI 51-100		RPI 101-150		RPI 150+							
4- 23		0- 6		0- 4		OVERALL		1- 7		0- 5		3- 1							
2- 11		0- 2		0- 2		HOME		0- 4		0- 2		2- 1							
1- 9		0- 4		0- 1		AWAY		0- 3		0- 1		1- 0							
1- 3		0- 0		0- 1		NEUTRAL		1- 0		0- 2		0- 0							
4- 5		0- 1		0- 1		NON-CONFERENCE		1- 0		0- 2		3- 1							
2- 1		0- 0		0- 0		HOME		0- 0		0- 0		2- 1							
1- 1		0- 1		0- 0		AWAY		0- 0		0- 0		1- 0							
1- 3		0- 0		0- 1		NEUTRAL		1- 0		0- 2		0- 0							
0- 18		0- 5		0- 3		CONFERENCE		0- 7		0- 3		0- 0							
0- 10		0- 2		0- 2		HOME		0- 4		0- 2		0- 0							
0- 8		0- 3		0- 1		AWAY		0- 3		0- 1		0- 0							
0- 0		0- 0		0- 0		NEUTRAL		0- 0		0- 0		0- 0							
RPI S	Opponent		Score		RPI S	Opponent		Score		RPI S	Opponent		Score		RPI S	Opponent		Score	
10 A	Southern California		0 3		27 H	Arkansas		0 3		60 A	Auburn		0 3		101 H	Alabama		1 3	
14 A	Florida		0 3		43 N	UNI		0 3		60 H	Auburn		0 3		105 A	Ole Miss		1 3	
14 H	Florida		0 3		50 A	Missouri		0 3		71 H	Georgia		1 3		105 H	Ole Miss		0 3	
15 H	Tennessee		0 3		50 H	Missouri		0 3		79 A	LSU		0 3		122 N	Pittsburgh		1 3	
18 A	Texas A&M		0 3							79 H	LSU		2 3		143 N	Boston College		1 3	
24 A	Kentucky		0 3							95 A	South Carolina		0 3		206 H	Kennesaw St.		2 3	
										95 H	South Carolina		0 3		252 H	Jackson St.		3 0	
										100 N	Sam Houston St.		3 0		261 H	La.-Monroe		3 1	
															288 A	Tulane		3 2	
LAST 10 GAMES																			
		50 H	Missouri		0	3			79 A	LSU		0	3						
		105 H	Ole Miss		0	3			14 A	Florida		0	3						
		95 A	South Carolina		0	3			27 H	Arkansas		0	3						
		101 H	Alabama		1	3			95 H	South Carolina		0	3						
		15 H	Tennessee		0	3			50 A	Missouri		0	3						

Non-Div. I Games:

Mississippi St.

Average RPI Win:	203	WON-LOST RECORD	WINNING PCT. RANK	LAST 10 GAMES	STRENGTH OF SCHEDULE	OPP. STRENGTH OF SCHEDULE	TEAM RPI	ADJ RPI	CONF. RPI	ADJ CONF. RPI		
DIV. I ONLY		11- 19	.36667	235	2- 8	149	120	209	.4472	205	8	8
DIV. I NON-CONF.		6- 9	.4	217	0- 1	220	195	236	.43168	240	9	9
<hr/>												
TOTALS	RPI 1-25	RPI 26-50		W-L RECORDS		RPI 51-100		RPI 101-150		RPI 150+		
11- 19	0- 1	0- 4		OVERALL		0- 3		3- 5		8- 6		
6- 5	0- 0	0- 2		HOME		0- 1		2- 1		4- 1		
2- 10	0- 1	0- 1		AWAY		0- 2		1- 4		1- 2		
3- 4	0- 0	0- 1		NEUTRAL		0- 0		0- 0		3- 3		
<hr/>												
6- 9	0- 0	0- 2		NON-CONFERENCE		0- 2		0- 1		6- 4		
3- 1	0- 0	0- 0		HOME		0- 1		0- 0		3- 0		
0- 4	0- 0	0- 1		AWAY		0- 1		0- 1		0- 1		
3- 4	0- 0	0- 1		NEUTRAL		0- 0		0- 0		3- 3		
<hr/>												
5- 10	0- 1	0- 2		CONFERENCE		0- 1		3- 4		2- 2		
3- 4	0- 0	0- 2		HOME		0- 0		2- 1		1- 1		
2- 6	0- 1	0- 0		AWAY		0- 1		1- 3		1- 1		
0- 0	0- 0	0- 0		NEUTRAL		0- 0		0- 0		0- 0		
<hr/>												
RPI	S	Opponent	Score	RPI	S	Opponent	Score	RPI	S	Opponent	Score	
4	A	Louisville	0 3	32	H	Marquette	0 3	70	A	Yale	1 3	
				36	H	Notre Dame	0 3	75	A	Cincinnati	0 3	
				45	A	Arizona St.	0 3	84	H	Maryland	0 3	
				47	N	Northwestern	1 3					
					</							

Non-Div. I Games:

Villanova

[illegible]

Non-Div. I Games:

Kennesaw St.

Kennesaw St.

Kennesaw State.

Kennesaw St.

Average RPI Win:	261	WON-LOST RECORD	WINNING PCT. RANK	LAST 10 GAMES	STRENGTH OF SCHEDULE	OPP. STRENGTH OF SCHEDULE	TEAM RPI	ADJ RPI	CONF. RPI	ADJ CONF. RPI			
DIV. I ONLY	11- 16	.40741	215	4- 6	138	241	206	.44657	207	20	21		
DIV. I NON-CONF.	4- 6	.4	217	0- 0	232	270	248	.42132	249	22	22		
<hr/>													
TOTALS	RPI 1-25	RPI 26-50		W-L RECORDS		RPI 51-100		RPI 101-150		RPI 150+			
11- 16	0- 0	0- 0		OVERALL		0- 6		0- 2		11- 8			
6- 6	0- 0	0- 0		HOME		0- 3		0- 0		6- 3			
3- 7	0- 0	0- 0		AWAY		0- 3		0- 1		3- 3			
2- 3	0- 0	0- 0		NEUTRAL		0- 0		0- 1		2- 2			
<hr/>													
4- 6	0- 0	0- 0		NON-CONFERENCE		0- 0		0- 0		4- 6			
2- 2	0- 0	0- 0		HOME		0- 0		0- 0		2- 2			
0- 2	0- 0	0- 0		AWAY		0- 0		0- 0		0- 2			
2- 2	0- 0	0- 0		NEUTRAL		0- 0		0- 0		2- 2			
<hr/>													
7- 10	0- 0	0- 0		CONFERENCE		0- 6		0- 2		7- 2			
4- 4	0- 0	0- 0		HOME		0- 3		0- 0		4- 1			
3- 5	0- 0	0- 0		AWAY		0- 3		0- 1		3- 1			
0- 1	0- 0	0- 0		NEUTRAL		0- 0		0- 1		0- 0			
<hr/>													
RPI	S	Opponent	Score	RPI	S	Opponent	Score	RPI	S	Opponent	Score		
				55 A Col. of Charleston				1	3	110 A Samford		1	3
				55 H Col. of Charleston				0	3	110 N Samford		0	3
				73 A Ga. Southern				1	3	152 A North Florida		2	3
				73 H Ga. Southern				0	3	156 A Wake Forest		2	3
				87 A Furman				0	3	180 H High Point		0	3
				87 H Furman				0	3	185 H Green Bay		2	3
										197 N Presbyterian		2	3
										198 A Wofford		3	0
										198 H Wofford		3	0
										203 N Florida A&M		2	3
										214 H UNC Greensboro		3	2
										216 H Elon		1	3
										234 N UNC Wilmington		3	1
										239 A Chattanooga		1	3
										257 N Winthrop		3	2
										267 A Western Caro.		3	0
										283 H Appalachian St.		3	1
										291 H Gardner-Webb		3	0
						306 A Citadel		3	2				
						306 H Citadel		3	0				
						314 H N.C. Central		3	0				
<hr/>													
				LAST 10 GAMES									
110 N Samford				0	3	306 A Citadel				3	2		
198 H Wofford				3	0	55 A Col. of Charleston				1	3		
87 H Furman				0	3	110 A Samford				1	3		
73 A Ga. Southern				1	3	239 A Chattanooga				1	3		
283 H Appalachian St.				3	1	214 H UNC Greensboro				3	2		

Non-Div. I Games:

Davidson

Average RPI Win: 230		WON-LOST	WINNING	LAST 10	STRENGTH OF		OPP. STRENGTH	TEAM	ADJ	CONF.	ADJ CONF.
Average RPI Loss: 132		RECORD	PCT. RANK	GAMES	SCHEDULE		OF SCHEDULE	RPI	RPI	RPI	RPI
DIV. I ONLY		13- 17	.43333	203	227		172	212	.44572	208	15
DIV. I NON-CONF.		7- 8	.46667	178	210		221	215	.45632	214	12
TOTALS		RPI 1-25	RPI 26-50		W-L RECORDS		RPI 51-100		RPI 101-150		RPI 150+
13- 17	0- 0	0- 3		OVERALL		0- 3		1- 5		12- 6	
6- 4	0- 0	0- 1		HOME		0- 0		1- 1		5- 2	
3- 8	0- 0	0- 1		AWAY		0- 1		0- 2		3- 4	
4- 5	0- 0	0- 1		NEUTRAL		0- 2		0- 2		4- 0	
7- 8	0- 0	0- 1		NON-CONFERENCE		0- 3		0- 2		7- 2	
1- 1	0- 0	0- 0		HOME		0- 0		0- 0		1- 1	
2- 2	0- 0	0- 0		AWAY		0- 1		0- 0		2- 1	
4- 5	0- 0	0- 1		NEUTRAL		0- 2		0- 2		4- 0	
6- 9	0- 0	0- 2		CONFERENCE		0- 0		1- 3		5- 4	
5- 3	0- 0	0- 1		HOME		0- 0		1- 1		4- 1	
1- 6	0- 0	0- 1		AWAY		0- 0		0- 2		1- 3	
0- 0	0- 0	0- 0		NEUTRAL		0- 0		0- 0		0- 0	
RPI S	Opponent	Score	RPI S	Opponent	Score	RPI S	Opponent	Score	RPI S	Opponent	Score
			28 A	Western Ky.	0 3	67 N	Wisconsin	1 3	110 N	Samford	1 3
			28 H	Western Ky.	0 3	73 A	Ga. Southern	1 3	111 H	North Texas	3 1
			49 N	Central Ark.	1 3	86 N	Southern Ill.	1 3	117 A	Arkansas St.	0 3
									141 N	Valparaiso	1 3
									149 A	Troy	1 3
									149 H	Troy	1 3
									168 A	UALR	1 3
									175 A	Middle Tenn.	3 2
									175 H	Middle Tenn.	1 3
									181 A	FIU	2 3
									181 H	FIU	3 0
									182 A	Saint Louis	0 3
									190 H	Nicholls St.	3 0
									196 H	La.-Lafayette	3 1
									213 N	Jacksonville	3 0
									225 N	Mercer	3 1
									243 A	Georgia St.	3 2
									252 H	Jackson St.	2 3
									261 H	La.-Monroe	3 2
									281 A	Fla. Atlantic	2 3
									281 H	Fla. Atlantic	3 0
									282 A	Southern Miss.	3 0
									308 N	Louisiana Tech	3 1
									329 N	Savannah St.	3 0
LAST 10 GAMES			181 A	FIU	2 3	252 H	Jackson St.	2 3			
			281 A	Fla. Atlantic	2 3	196 H	La.-Lafayette	3 1			
			28 H	Western Ky.	0 3	149 A	Troy	1 3			
			175 H	Middle Tenn.	1 3	111 H	North Texas	3 1			
			149 H	Troy	1 3	261 H	La.-Monroe	3 2			

Non-Div. I Games:

South Ala.

Average RPI Win: 265		WON-LOST RECORD		WINNING PCT. RANK		LAST 10 GAMES		STRENGTH OF SCHEDULE		OPP. STRENGTH OF SCHEDULE		TEAM RPI		ADJ RPI		CONF. RPI		ADJ CONF. RPI	
DIV. I ONLY		18- 14		.5625 129		6- 4		279		236		203		.44521 209		24		24	
DIV. I NON-CONF.		7- 7		.5 158		1- 0		289		246		241		.42891 242		23		23	
TOTALS		RPI 1-25		RPI 26-50		W-L RECORDS		RPI 51-100		RPI 101-150		RPI 150+							
18- 14		0- 0		0- 0		OVERALL		0- 5		0- 1		18- 8							
6- 4		0- 0		0- 0		HOME		0- 1		0- 0		6- 3							
8- 5		0- 0		0- 0		AWAY		0- 2		0- 0		8- 3							
4- 5		0- 0		0- 0		NEUTRAL		0- 2		0- 1		4- 2							
7- 7		0- 0		0- 0		NON-CONFERENCE		0- 2		0- 1		7- 4							
2- 0		0- 0		0- 0		HOME		0- 0		0- 0		2- 0							
2- 2		0- 0		0- 0		AWAY		0- 0		0- 0		2- 2							
3- 5		0- 0		0- 0		NEUTRAL		0- 2		0- 1		3- 2							
11- 7		0- 0		0- 0		CONFERENCE		0- 3		0- 0		11- 4							
4- 4		0- 0		0- 0		HOME		0- 1		0- 0		4- 3							
6- 3		0- 0		0- 0		AWAY		0- 2		0- 0		6- 1							
1- 0		0- 0		0- 0		NEUTRAL		0- 0		0- 0		1- 0							
RPI S	Opponent	Score		RPI S	Opponent	Score		RPI S	Opponent	Score		RPI S	Opponent	Score					
								74 A	Morehead St.	0	3	149 N	Troy	0	3				
								74 A	Morehead St.	0	3	161 A	Portland	2	3				
								74 H	Morehead St.	1	3	163 N	South Dakota	1	3				
								76 N	UNLV	0	3	173 A	Belmont	3	2				
								96 N	Idaho St.	0	3	173 H	Belmont	0	3				
												191 H	Austin Peay	1	3				
												191 N	Austin Peay	3	1				
												194 A	Southeast Mo. St.	2	3				
												206 A	Kennesaw St.	0	3				
												219 A	Jacksonville St.	3	1				
												219 H	Jacksonville St.	1	3				
												236 H	Memphis	3	2				
												239 N	Chattanooga	3	1				
												244 N	Southeastern La.	3	1				
												260 H	Eastern Ill.	3	0				
												265 A	Eastern Ky.	3	1				
												265 H	Eastern Ky.	3	2				
												275 A	UT Martin	3	1				
												280 A	Alabama A&M	3	0				
												285 A	SIU Edwardsville	3	1				
												292 H	Murray St.	3	0				
												303 A	Tennessee Tech	3	0				
												303 H	Tennessee Tech	3	0				
												309 N	Stetson	3	1				
												313 A	Alabama St.	3	0				
												314 N	N.C. Central	0	3				
												315 H	Ark.-Pine Bluff	3	0				
				LAST 10 GAMES															
								74 A	Morehead St.	0	3	74 H	Morehead St.	1	3				
								191 N	Austin Peay	3	1	280 A	Alabama A&M	3	0				
								285 A	SIU Edwardsville	3	1	191 H	Austin Peay	1	3				
								173 H	Belmont	0	3	292 H	Murray St.	3	0				
								265 H	Eastern Ky.	3	2	303 A	Tennessee Tech	3	0				

Non-Div. I Games:

Tennessee St.

Average RPI Win: 239		WON-LOST RECORD		WINNING PCT. RANK		LAST 10 GAMES		STRENGTH OF SCHEDULE		OPP. STRENGTH OF SCHEDULE		TEAM RPI		ADJ RPI		CONF. RPI		ADJ CONF. RPI			
DIV. I ONLY		13- 16		.44828 197		3- 5		242		203		216		.44493 210		30		29			
DIV. I NON-CONF.		13- 16		.44828 196		3- 5		203		205		218		.44493 232		29		30			
TOTALS		RPI 1-25		RPI 26-50		W-L RECORDS		RPI 51-100		RPI 101-150		RPI 150+									
13- 16		0- 0		0- 1		OVERALL		0- 4		2- 7		11- 4									
6- 3		0- 0		0- 0		HOME		0- 1		1- 2		5- 0									
4- 9		0- 0		0- 1		AWAY		0- 2		1- 3		3- 3									
3- 4		0- 0		0- 0		NEUTRAL		0- 1		0- 2		3- 1									
13- 16		0- 0		0- 1		NON-CONFERENCE		0- 4		2- 7		11- 4									
6- 3		0- 0		0- 0		HOME		0- 1		1- 2		5- 0									
4- 9		0- 0		0- 1		AWAY		0- 2		1- 3		3- 3									
3- 4		0- 0		0- 0		NEUTRAL		0- 1		0- 2		3- 1									
0- 0		0- 0		0- 0		CONFERENCE		0- 0		0- 0		0- 0									
0- 0		0- 0		0- 0		HOME		0- 0		0- 0		0- 0									
0- 0		0- 0		0- 0		AWAY		0- 0		0- 0		0- 0									
0- 0		0- 0		0- 0		NEUTRAL		0- 0		0- 0		0- 0									
RPI	S	Opponent		Score		RPI	S	Opponent		Score		RPI	S	Opponent		Score					
						48	A	Loyola Marymount	0	3			76	A	UNLV	0	3				
															88	N	Northern Ariz.	1	3		
																90	A	Fresno St.	0	3	
																	90	H	Fresno St.	1	3

Non-Div. I Games: Hawaii Pacific 1 3 Chaminade 3 1

CSU Bakersfield

Average RPI Win: 223		WON-LOST	WINNING	LAST 10	STRENGTH OF		OPP. STRENGTH	TEAM	ADJ	CONF.	ADJ CONF.
Average RPI Loss: 114		RECORD	PCT. RANK	GAMES	SCHEDULE		OF SCHEDULE	RPI	RPI	RPI	RPI
DIV. I ONLY		7- 21	.25 288	1- 9	95		123	220	.44375 211	8	8
DIV. I NON-CONF.		6- 7	.46154 182	0- 0	129		213	169	.48449 173	9	9
TOTALS		RPI 1-25	RPI 26-50	W-L RECORDS	RPI 51-100		RPI 101-150	RPI 150+			
7- 21	0- 1		0- 3	OVERALL	0- 3		1- 10	6- 4			
1- 8	0- 0		0- 2	HOME	0- 0		0- 4	1- 2			
2- 10	0- 1		0- 0	AWAY	0- 3		0- 6	2- 0			
4- 3	0- 0		0- 1	NEUTRAL	0- 0		1- 0	3- 2			
6- 7	0- 0		0- 1	NON-CONFERENCE	0- 2		1- 2	5- 2			
0- 1	0- 0		0- 0	HOME	0- 0		0- 1	0- 0			
2- 3	0- 0		0- 0	AWAY	0- 2		0- 1	2- 0			
4- 3	0- 0		0- 1	NEUTRAL	0- 0		1- 0	3- 2			
1- 14	0- 1		0- 2	CONFERENCE	0- 1		0- 8	1- 2			
1- 7	0- 0		0- 2	HOME	0- 0		0- 3	1- 2			
0- 7	0- 1		0- 0	AWAY	0- 1		0- 5	0- 0			
0- 0	0- 0		0- 0	NEUTRAL	0- 0		0- 0	0- 0			
RPI S Opponent	Score	RPI S Opponent	Score	RPI S Opponent	Score	RPI S Opponent	Score	RPI S Opponent	Score		
4 A Louisville	0 3	32 H Marquette	1 3	55 A Col. of Charleston	2 3	113 A St. John's (NY)	0 3	116 A South Fla.	0 3		
		35 N Michigan St.	0 3	66 A VCU	1 3	116 A South Fla.	2 3	120 A Connecticut	1 3		
		36 H Notre Dame	0 3	75 A Cincinnati	0 3	120 H Connecticut	1 3	121 H Seton Hall	1 3		
						122 A Pittsburgh	1 3	124 H Liberty	1 3		
						129 H Rutgers	1 3	136 N Virginia	3 0		
						142 A Delaware	0 3	176 A American	3 0		
						193 H Syracuse	2 3	197 N Presbyterian	1 3		
						200 A William & Mary	3 1	202 H DePaul	3 0		
						205 H Villanova	1 3	259 N Manhattan	3 0		
						277 N George Mason	3 0	283 N Appalachian St.	2 3		
						312 N Campbell	3 1				
		LAST 10 GAMES									
		116 A South Fla.	0 3	32 H Marquette	1 3						
		120 H Connecticut	1 3	202 H DePaul	3 0						
		4 A Louisville	0 3	36 H Notre Dame	0 3						
		75 A Cincinnati	0 3	116 A South Fla.	2 3						
		193 H Syracuse	2 3	122 A Pittsburgh	1 3						

Non-Div. I Games:

Georgetown

Average RPI Win: 257		WON-LOST RECORD		WINNING PCT. RANK		LAST 10 GAMES		STRENGTH OF SCHEDULE		OPP. STRENGTH OF SCHEDULE		TEAM RPI		ADJ RPI		CONF. RPI		ADJ CONF. RPI	
DIV. I ONLY		14- 14		.5 165		7- 3		218		278		201		.44348 212		25		27	
DIV. I NON-CONF.		2- 9		.18182 292		0- 0		180		227		280		.38575 274		27		26	
TOTALS		RPI 1-25		RPI 26-50		W-L RECORDS		RPI 51-100		RPI 101-150		RPI 150+							
14- 14		0- 0		0- 0		OVERALL		0- 4		1- 3		13- 7							
6- 2		0- 0		0- 0		HOME		0- 1		1- 0		5- 1							
5- 6		0- 0		0- 0		AWAY		0- 2		0- 1		5- 3							
3- 6		0- 0		0- 0		NEUTRAL		0- 1		0- 2		3- 3							
2- 9		0- 0		0- 0		NON-CONFERENCE		0- 4		0- 2		2- 3							
0- 1		0- 0		0- 0		HOME		0- 1		0- 0		0- 0							
1- 3		0- 0		0- 0		AWAY		0- 2		0- 1		1- 0							
1- 5		0- 0		0- 0		NEUTRAL		0- 1		0- 1		1- 3							
12- 5		0- 0		0- 0		CONFERENCE		0- 0		1- 1		11- 4							
6- 1		0- 0		0- 0		HOME		0- 0		1- 0		5- 1							
4- 3		0- 0		0- 0		AWAY		0- 0		0- 0		4- 3							
2- 1		0- 0		0- 0		NEUTRAL		0- 0		0- 1		2- 0							
RPI	S	Opponent		Score	RPI	S	Opponent		Score	RPI	S	Opponent		Score					
							53 N	Xavier	2 3			122 A	Pittsburgh	0 3					
							55 A	Col. of Charleston	1 3			124 H	Liberty	3 1					
							57 A	Clemson	0 3			124 N	Liberty	1 3					
							95 H	South Carolina	0 3			146 N	Butler	2 3					
												180 A	High Point	3 2					
												180 H	High Point	3 2					
												186 N	Marshall	0 3					
												197 A	Presbyterian	1 3					
												197 H	Presbyterian	3 2					
												246 N	UMBC	1 3					
												257 A	Winthrop	3 2					
												257 H	Winthrop	2 3					
												268 A	UNC Asheville	2 3					
												268 N	UNC Asheville	3 1					
												272 H	Radford	3 2					
												272 N	Radford	3 1					
												290 A	Charleston So.	2 3					
												290 H	Charleston So.	3 0					
												291 A	Gardner-Webb	3 0					
												301 N	South Carolina St.	2 3					
												312 A	Campbell	3 2					
												312 H	Campbell	3 0					
												318 A	East Carolina	3 2					
												320 N	Howard	3 0					
					LAST 10 GAMES														
							124 N	Liberty	1 3			290 H	Charleston So.	3 0					
							268 N	UNC Asheville	3 1			197 A	Presbyterian	1 3					
							272 N	Radford	3 1			257 A	Winthrop	3 2					
							180 H	High Point	3 2			268 A	UNC Asheville	2 3					
							312 H	Campbell	3 0			291 A	Gardner-Webb	3 0					

Non-Div. I Games:

Coastal Caro.

Average RPI Win:	253	WON-LOST	WINNING	LAST 10	STRENGTH OF	OPP. STRENGTH	TEAM	ADJ	CONF.	ADJ CONF.	
Average RPI Loss:	127	RECORD	PCT. RANK	GAMES	SCHEDULE	OF SCHEDULE	RPI	RPI	RPI	RPI	
DIV. I ONLY	10- 23	.30303	273	6- 4	104	223	218	.44333	213	21	20
DIV. I NON-CONF.	3- 11	.21429	280	1- 0	93	186	238	.43795	237	24	24
<hr/>											
TOTALS	RPI 1-25	RPI 26-50		W-L RECORDS		RPI 51-100		RPI 101-150		RPI 150+	
10- 23	0- 1	0- 1		OVERALL		0- 6		1- 7		9- 8	
4- 5	0- 0	0- 0		HOME		0- 1		1- 2		3- 2	
4- 10	0- 1	0- 0		AWAY		0- 3		0- 3		4- 3	
2- 8	0- 0	0- 1		NEUTRAL		0- 2		0- 2		2- 3	
<hr/>											
3- 11	0- 1	0- 1		NON-CONFERENCE		0- 4		0- 2		3- 3	
0- 0	0- 0	0- 0		HOME		0- 0		0- 0		0- 0	
1- 4	0- 1	0- 0		AWAY		0- 2		0- 0		1- 1	
2- 7	0- 0	0- 1		NEUTRAL		0- 2		0- 2		2- 2	
<hr/>											
7- 12	0- 0	0- 0		CONFERENCE		0- 2		1- 5		6- 5	
4- 5	0- 0	0- 0		HOME		0- 1		1- 2		3- 2	
3- 6	0- 0	0- 0		AWAY		0- 1		0- 3		3- 2	
0- 1	0- 0	0- 0		NEUTRAL		0- 0		0- 0		0- 1	
<hr/>											
RPI S	Opponent	Score		RPI S	Opponent	Score		RPI S	Opponent	Score	
14 A	Florida	0	3	42 N	North Carolina St.	0	3	55 A	Col. of Charleston	2	3
								63 N	Georgia Tech	0	3
								67 N	Wisconsin	0	3
								73 A	Ga. Southern	1	3
								97 A	Lipscomb	0	3
								97 H	Lipscomb	1	3
								115 A	FGCU	0	3
								115 H	FGCU	0	3
								124 N	Liberty	2	3
								135 A	East Tenn. St.	0	3
								135 H	East Tenn. St.	3	2
137 A	Northern Ky.	1	3								
137 H	Northern Ky.	2	3								
148 N	Columbia	0	3								
152 A	North Florida	0	3								
152 H	North Florida	1	3								
152 N	North Florida	0	3								
177 A	UCF	0	3								
187 N	Sacramento St.	0	3								
196 N	La.-Lafayette	3	2								
206 A	Kennesaw St.	3	2								
206 H	Kennesaw St.	2	3								
208 N	South Ala.	0	3								
225 A	Mercer	3	1								
225 H	Mercer	3	2								
273 A	USC Upstate	0	3								
273 H	USC Upstate	3	2								
309 A	Stetson	3	0								
309 H	Stetson	3	0								
321 A	Bethune-Cookman	3	0								
329 N	Savannah St.	3	0								
LAST 10 GAMES											
152 N North Florida				0	3	115 A FGCU				0	3
135 H East Tenn. St.				3	2	206 A Kennesaw St.				3	2
273 H USC Upstate				3	2	225 A Mercer				3	1
321 A Bethune-Cookman				3	0	309 H Stetson				3	0
152 A North Florida				0	3	97 H Lipscomb				1	3

Non-Div. I Games:

Jacksonville

Average RPI Win: 257		WON-LOST	WINNING	LAST 10	STRENGTH OF		OPP. STRENGTH	TEAM	ADJ	CONF.	ADJ CONF.
Average RPI Loss: 150		RECORD	PCT. RANK	GAMES	SCHEDULE		OF SCHEDULE	RPI	RPI	RPI	RPI
DIV. I ONLY		13- 16	.44828	197	3- 7		152	274	199	.44313	214
DIV. I NON-CONF.		6- 6	.5	158	0- 0		132	314	174	.47421	186
TOTALS		RPI 1-25	RPI 26-50		W-L RECORDS		RPI 51-100		RPI 101-150		RPI 150+
13- 16	0- 0	0- 0		OVERALL		0- 6		1- 2		12- 8	
8- 8	0- 0	0- 0		HOME		0- 3		0- 1		8- 4	
3- 7	0- 0	0- 0		AWAY		0- 2		0- 1		3- 4	
2- 1	0- 0	0- 0		NEUTRAL		0- 1		1- 0		1- 0	
6- 6	0- 0	0- 0		NON-CONFERENCE		0- 2		1- 0		5- 4	
3- 5	0- 0	0- 0		HOME		0- 2		0- 0		3- 3	
1- 1	0- 0	0- 0		AWAY		0- 0		0- 0		1- 1	
2- 0	0- 0	0- 0		NEUTRAL		0- 0		1- 0		1- 0	
7- 10	0- 0	0- 0		CONFERENCE		0- 4		0- 2		7- 4	
5- 3	0- 0	0- 0		HOME		0- 1		0- 1		5- 1	
2- 6	0- 0	0- 0		AWAY		0- 2		0- 1		2- 3	
0- 1	0- 0	0- 0		NEUTRAL		0- 1		0- 0		0- 0	
RPI S	Opponent	Score	RPI S	Opponent	Score	RPI S	Opponent	Score	RPI S	Opponent	Score
						55 A	Col. of Charleston	0 3	110 A	Samford	1 3
						62 H	Ohio	0 3	110 H	Samford	0 3
						73 A	Ga. Southern	0 3	124 N	Liberty	3 2
						73 N	Ga. Southern	1 3	176 H	American	2 3
						74 H	Morehead St.	2 3	180 A	High Point	2 3
						87 H	Furman	2 3	198 H	Wofford	3 0
									199 H	Youngstown St.	1 3
									207 A	Davidson	2 3
									216 A	Elon	3 2
									216 H	Elon	1 3
									234 H	UNC Wilmington	3 2
									239 A	Chattanooga	2 3
									239 H	Chattanooga	3 1
									249 N	Hampton	3 1
									267 A	Western Caro.	0 3
									267 H	Western Caro.	3 1
									268 H	UNC Asheville	2 3
									283 A	Appalachian St.	3 1
									283 H	Appalachian St.	3 1
									301 H	South Carolina St.	3 0
									306 H	Citadel	3 2
									314 A	N.C. Central	3 1
									328 H	N.C. A&T	3 0
LAST 10 GAMES											
						73 N	Ga. Southern	1 3	283 H	Appalachian St.	3 1
						55 A	Col. of Charleston	0 3	267 H	Western Caro.	3 1
						216 H	Elon	1 3	198 H	Wofford	3 0
						110 A	Samford	1 3	87 H	Furman	2 3
						239 A	Chattanooga	2 3	207 A	Davidson	2 3

Non-Div. I Games:

UNC Greensboro

Average RPI Win: 261		WON-LOST	WINNING	LAST 10	STRENGTH OF		OPP. STRENGTH	TEAM	ADJ		CONF.	ADJ CONF.
Average RPI Loss: 180		RECORD	PCT. RANK	GAMES	SCHEDULE		OF SCHEDULE	RPI	RPI		RPI	RPI
DIV. I ONLY		15- 14	.51724	156	6- 4		244	276	208		.44192	215
DIV. I NON-CONF.		3- 7	.3	256	0- 0		265	190	273		.39136	271
TOTALS		RPI 1-25	RPI 26-50		W-L RECORDS		RPI 51-100		RPI 101-150		RPI 150+	
15- 14	0- 0	0- 0		OVERALL		0- 2		0- 3		15- 9		
7- 2	0- 0	0- 0		HOME		0- 0		0- 1		7- 1		
6- 8	0- 0	0- 0		AWAY		0- 1		0- 2		6- 5		
2- 4	0- 0	0- 0		NEUTRAL		0- 1		0- 0		2- 3		
3- 7	0- 0	0- 0		NON-CONFERENCE		0- 2		0- 0		3- 5		
0- 0	0- 0	0- 0		HOME		0- 0		0- 0		0- 0		
1- 3	0- 0	0- 0		AWAY		0- 1		0- 0		1- 2		
2- 4	0- 0	0- 0		NEUTRAL		0- 1		0- 0		2- 3		
12- 7	0- 0	0- 0		CONFERENCE		0- 0		0- 3		12- 4		
7- 2	0- 0	0- 0		HOME		0- 0		0- 1		7- 1		
5- 5	0- 0	0- 0		AWAY		0- 0		0- 2		5- 3		
0- 0	0- 0	0- 0		NEUTRAL		0- 0		0- 0		0- 0		
RPI S	Opponent	Score	RPI S	Opponent	Score	RPI S	Opponent	Score	RPI S	Opponent	Score	
						62 A	Ohio	0 3	145 A	Fairfield	1 3	
						95 N	South Carolina	1 3	145 A	Fairfield	0 3	
									145 H	Fairfield	0 3	
									167 A	Siena	1 3	
									167 H	Siena	3 2	
									170 N	Loyola Chicago	0 3	
									173 N	Belmont	0 3	
									174 N	Montana St.	2 3	
									193 A	Syracuse	2 3	
									201 A	Canisius	3 1	
									201 H	Canisius	3 1	
									242 A	Iona	1 3	
									242 H	Iona	3 0	
									251 A	Loyola Maryland	3 1	
									251 H	Loyola Maryland	3 1	
									259 A	Manhattan	1 3	
									259 H	Manhattan	2 3	
									263 A	Marist	3 0	
									263 H	Marist	3 0	
									269 N	Navy	3 2	
									277 A	George Mason	3 0	
									294 A	Rider	3 1	
									294 H	Rider	3 1	
									295 A	La Salle	2 3	
									296 N	Bucknell	3 0	
									325 A	Saint Peter's	3 0	
									325 H	Saint Peter's	3 1	
LAST 10 GAMES												
			145 A	Fairfield	1 3	294 A	Rider	3 1	294 H	Rider	3 1	
			242 A	Iona	1 3	251 A	Loyola Maryland	3 1	295 A	La Salle	2 3	
			145 A	Fairfield	0 3	167 H	Siena	3 2	296 N	Bucknell	3 0	
			259 H	Manhattan	2 3	263 H	Marist	3 0	325 A	Saint Peter's	3 0	
			325 H	Saint Peter's	3 1	201 H	Canisius	3 1	325 H	Saint Peter's	3 1	

Non-Div. I Games:

Niagara

Average RPI Win: 260		WON-LOST RECORD	WINNING PCT. RANK		LAST 10 GAMES		STRENGTH OF SCHEDULE		OPP. STRENGTH OF SCHEDULE		TEAM RPI	ADJ RPI		CONF. RPI	ADJ CONF. RPI
Average RPI Loss: 153															
DIV. I ONLY		16- 16	.5	165	6- 4		245		266		211	.44191	216	20	21
DIV. I NON-CONF.		7- 8	.46667	178	0- 0		264		299		245	.42397	248	22	22
TOTALS		RPI 1-25		RPI 26-50		W-L RECORDS		RPI 51-100		RPI 101-150		RPI 150+			
16- 16		0- 0		0- 0		OVERALL		1- 4		0- 5		15- 7			
8- 5		0- 0		0- 0		HOME		1- 1		0- 2		7- 2			
5- 6		0- 0		0- 0		AWAY		0- 2		0- 1		5- 3			
3- 5		0- 0		0- 0		NEUTRAL		0- 1		0- 2		3- 2			
7- 8		0- 0		0- 0		NON-CONFERENCE		0- 1		0- 3		7- 4			
3- 2		0- 0		0- 0		HOME		0- 0		0- 1		3- 1			
1- 2		0- 0		0- 0		AWAY		0- 1		0- 0		1- 1			
3- 4		0- 0		0- 0		NEUTRAL		0- 0		0- 2		3- 2			
9- 8		0- 0		0- 0		CONFERENCE		1- 3		0- 2		8- 3			
5- 3		0- 0		0- 0		HOME		1- 1		0- 1		4- 1			
4- 4		0- 0		0- 0		AWAY		0- 1		0- 1		4- 2			
0- 1		0- 0		0- 0		NEUTRAL		0- 1		0- 0		0- 0			
RPI	S	Opponent	Score	RPI	S	Opponent	Score	RPI	S	Opponent	Score	RPI	S	Opponent	Score
								55	H	Col. of Charleston	0 3	101	H	Alabama	0 3
								68	A	Duke	0 3	110	A	Samford	1 3
								73	A	Ga. Southern	2 3	110	H	Samford	1 3
								87	H	Furman	3 1	118	N	Northeastern	0 3
								87	N	Furman	0 3	124	N	Liberty	0 3
												180	H	High Point	1 3
												198	H	Wofford	3 2
												200	A	William & Mary	1 3
												207	A	Davidson	3 1
												214	A	UNC Greensboro	3 1
												214	H	UNC Greensboro	2 3
												231	N	Bradley	0 3
												239	A	Chattanooga	2 3
												239	H	Chattanooga	3 0
												249	N	Hampton	3 0
												249	N	Hampton	2 3
												267	A	Western Caro.	3 0
												267	H	Western Caro.	3 1
												272	A	Radford	3 2
												283	A	Appalachian St.	1 3
												283	H	Appalachian St.	3 0
												291	H	Gardner-Webb	3 0
												306	A	Citadel	3 0
												314	H	N.C. Central	3 0
												318	N	East Carolina	3 1
												320	N	Howard	3 0
												328	H	N.C. A&T	3 0
				LAST 10 GAMES											

Non-Div. I Games:

Elon

Average RPI Win: 233		WON-LOST RECORD		WINNING PCT. RANK		LAST 10 GAMES		STRENGTH OF SCHEDULE		OPP. STRENGTH OF SCHEDULE		TEAM RPI		ADJ RPI		CONF. RPI		ADJ CONF. RPI	
DIV. I ONLY		9- 19		.32143 260		2- 8		132		168		221		.44056 217		18		19	
DIV. I NON-CONF.		5- 9		.35714 240		0- 1		140		106		209		.46344 206		20		20	
TOTALS		RPI 1-25		RPI 26-50		W-L RECORDS		RPI 51-100		RPI 101-150		RPI 150+							
9- 19		0- 0		0- 2		OVERALL		0- 6		1- 5		8- 6							
5- 7		0- 0		0- 1		HOME		0- 2		0- 2		5- 2							
1- 9		0- 0		0- 1		AWAY		0- 3		0- 2		1- 3							
3- 3		0- 0		0- 0		NEUTRAL		0- 1		1- 1		2- 1							
5- 9		0- 0		0- 2		NON-CONFERENCE		0- 4		1- 1		4- 2							
2- 3		0- 0		0- 1		HOME		0- 1		0- 0		2- 1							
0- 3		0- 0		0- 1		AWAY		0- 2		0- 0		0- 0							
3- 3		0- 0		0- 0		NEUTRAL		0- 1		1- 1		2- 1							
4- 10		0- 0		0- 0		CONFERENCE		0- 2		0- 4		4- 4							
3- 4		0- 0		0- 0		HOME		0- 1		0- 2		3- 1							
1- 6		0- 0		0- 0		AWAY		0- 1		0- 2		1- 3							
0- 0		0- 0		0- 0		NEUTRAL		0- 0		0- 0		0- 0							
RPI S	Opponent	Score		RPI S	Opponent	Score		RPI S	Opponent	Score		RPI S	Opponent	Score					
32 A	Marquette	1	3	67 A	Wisconsin	0	3	133 N	Iowa	2	3								
32 H	Marquette	0	3	68 A	Duke	0	3	141 A	Valparaiso	0	3								
				69 H	Western Mich.	2	3	141 H	Valparaiso	2	3								
				72 A	Cleveland St.	0	3	145 N	Fairfield	3	1								
				72 H	Cleveland St.	0	3	150 A	Ill.-Chicago	2	3								
				81 N	Pacific	1	3	150 H	Ill.-Chicago	1	3								
								170 A	Loyola Chicago	2	3								
								170 H	Loyola Chicago	1	3								
								171 N	North Dakota St.	2	3								
								185 A	Green Bay	1	3								
								185 H	Green Bay	3	2								
								194 H	Southeast Mo. St.	3	0								
								199 A	Youngstown St.	1	3								
								199 H	Youngstown St.	3	1								
								200 N	William & Mary	3	1								
								231 H	Bradley	2	3								
								255 N	Drake	3	0								
								302 A	Wright St.	3	2								
								302 H	Wright St.	3	1								
								318 H	East Carolina	3	0								
LAST 10 GAMES																			
141 A	Valparaiso	0	3	185 A	Green Bay	1	3												
302 A	Wright St.	3	2	199 A	Youngstown St.	1	3												
170 H	Loyola Chicago	1	3	72 A	Cleveland St.	0	3												
150 H	Ill.-Chicago	1	3	141 H	Valparaiso	2	3												
32 H	Marquette	0	3	302 H	Wright St.	3	1												

Non-Div. I Games:

Milwaukee

Average RPI Win: 271		WON-LOST RECORD		WINNING PCT. RANK		LAST 10 GAMES		STRENGTH OF SCHEDULE		OPP. STRENGTH OF SCHEDULE		TEAM RPI		ADJ RPI		CONF. RPI		ADJ CONF. RPI	
DIV. I ONLY		12- 14		.46154 194		6- 4		228		265		214		.44016 218		27		28	
DIV. I NON-CONF.		4- 7		.36364 235		1- 0		149		162		222		.45989 211		28		25	
TOTALS		RPI 1-25		RPI 26-50		W-L RECORDS		RPI 51-100		RPI 101-150		RPI 150+							
12- 14		0- 1		0- 1		OVERALL		0- 1		0- 3		12- 8							
6- 4		0- 0		0- 0		HOME		0- 0		0- 1		6- 3							
5- 7		0- 0		0- 0		AWAY		0- 1		0- 1		5- 5							
1- 3		0- 1		0- 1		NEUTRAL		0- 0		0- 1		1- 0							
4- 7		0- 1		0- 1		NON-CONFERENCE		0- 1		0- 3		4- 1							
2- 1		0- 0		0- 0		HOME		0- 0		0- 1		2- 0							
1- 3		0- 0		0- 0		AWAY		0- 1		0- 1		1- 1							
1- 3		0- 1		0- 1		NEUTRAL		0- 0		0- 1		1- 0							
8- 7		0- 0		0- 0		CONFERENCE		0- 0		0- 0		8- 7							
4- 3		0- 0		0- 0		HOME		0- 0		0- 0		4- 3							
4- 4		0- 0		0- 0		AWAY		0- 0		0- 0		4- 4							
0- 0		0- 0		0- 0		NEUTRAL		0- 0		0- 0		0- 0							
RPI	S	Opponent		Score		RPI	S	Opponent		Score		RPI	S	Opponent		Score			
10	N	Southern California		0 3		28	N	Western Ky.		0 3		65	A	TCU		0 3			
												129	H	Rutgers		2 3			
												136	A	Virginia		0 3			
												142	N	Delaware		1 3			
												157	A	Army		0 3			
												157	H	Army		1 3			
												176	A	American		3 2			
												176	H	American		0 3			
												179	A	Colgate		0 3			
												179	A	Colgate		3 1			
												179	H	Colgate		0 3			
												189	A	Princeton		3 2			
												205	A	Villanova		1 3			
												269	A	Navy		2 3			
												269	H	Navy		3 0			
												293	N	Prairie View		3 0			
												294	H	Rider		3 1			
												296	A	Bucknell		2 3			
												296	H	Bucknell		3 1			
												304	A	Lafayette		3 0			
												304	H	Lafayette		3 0			
												316	A	Holy Cross		3 0			
												316	H	Holy Cross		3 1			
												317	H	Delaware St.		3 0			

Non-Div. I Games:

Lehigh

Average RPI Win:	264	WON-LOST	WINNING	LAST 10	STRENGTH OF	OPP. STRENGTH	TEAM	ADJ	CONF.	ADJ CONF.	
Average RPI Loss:	141	RECORD	PCT. RANK	GAMES	SCHEDULE	OF SCHEDULE	RPI	RPI	RPI	RPI	
DIV. I ONLY	14- 17	.45161	196	4- 6	179	243	202	.44008	219	24	24
DIV. I NON-CONF.	6- 8	.42857	203	0- 0	94	225	160	.48732	164	23	23
<hr/>											
TOTALS	RPI 1-25	RPI 26-50		W-L RECORDS		RPI 51-100		RPI 101-150		RPI 150+	
14- 17	0- 0	0- 2		OVERALL		0- 5		0- 0		14- 10	
2- 6	0- 0	0- 0		HOME		0- 1		0- 0		2- 5	
7- 5	0- 0	0- 2		AWAY		0- 2		0- 0		7- 1	
5- 6	0- 0	0- 0		NEUTRAL		0- 2		0- 0		5- 4	
<hr/>											
6- 8	0- 0	0- 2		NON-CONFERENCE		0- 3		0- 0		6- 3	
0- 0	0- 0	0- 0		HOME		0- 0		0- 0		0- 0	
1- 3	0- 0	0- 2		AWAY		0- 1		0- 0		1- 0	
5- 5	0- 0	0- 0		NEUTRAL		0- 2		0- 0		5- 3	
<hr/>											
8- 9	0- 0	0- 0		CONFERENCE		0- 2		0- 0		8- 7	
2- 6	0- 0	0- 0		HOME		0- 1		0- 0		2- 5	
6- 2	0- 0	0- 0		AWAY		0- 1		0- 0		6- 1	
0- 1	0- 0	0- 0		NEUTRAL		0- 0		0- 0		0- 1	
<hr/>											
RPI S	Opponent	Score	RPI S	Opponent	Score	RPI S	Opponent	Score	RPI S	Opponent	Score
			26 A	Purdue	1 3	52 N	Bowling Green	1 3	163 N	South Dakota	3 2
			49 A	Central Ark.	0 3	60 A	Auburn	0 3	163 N	South Dakota	2 3
						73 N	Ga. Southern	0 3	164 N	UAB	0 3
						74 A	Morehead St.	2 3	173 A	Belmont	0 3
						74 H	Morehead St.	2 3	173 H	Belmont	0 3
									180 N	High Point	2 3
									191 A	Austin Peay	3 1
									194 H	Southeast Mo. St.	0 3
									194 N	Southeast Mo. St.	1 3
									209 A	Tennessee St.	3 1
									209 H	Tennessee St.	1 3
									244 N	Southeastern La.	3 0
									252 N	Jackson St.	3 0
									260 H	Eastern Ill.	1 3
									265 A	Eastern Ky.	3 2
									265 H	Eastern Ky.	3 2
									275 A	UT Martin	3 2
									285 H	SIU Edwardsville	1 3
									292 A	Murray St.	3 0
									303 A	Tennessee Tech	3 0
									303 H	Tennessee Tech	3 1
									309 N	Stetson	3 2
									313 A	Alabama St.	3 0
									315 N	Ark.-Pine Bluff	3 0
<hr/>											
			LAST 10 GAMES								
			194 N	Southeast Mo. St.	1 3	74 A	Morehead St.	2 3	313 A	Alabama St.	3 0
			275 A	UT Martin	3 2	265 A	Eastern Ky.	3 2	315 N	Ark.-Pine Bluff	3 0
			303 H	Tennessee Tech	3 1	173 H	Belmont	0 3			
			285 H	SIU Edwardsville	1 3	209 H	Tennessee St.	1 3			
			260 H	Eastern Ill.	1 3	265 H	Eastern Ky.	3 2			

Non-Div. I Games:

Jacksonville St.

SMU		Average RPI Win:	224	WON-LOST RECORD	WINNING PCT. RANK	LAST 10 GAMES	STRENGTH OF SCHEDULE	OPP. STRENGTH OF SCHEDULE	TEAM RPI	ADJ RPI	CONF. RPI	ADJ CONF. RPI
Average RPI Loss:		120										
DIV. I ONLY		10- 19	.34483	247	4- 6	134	164	215	.44	220	22	22
DIV. I NON-CONF.		3- 9	.25	268	0- 0	61	104	193	.47079	190	18	17
TOTALS		RPI 1-25	RPI 26-50		W-L RECORDS		RPI 51-100		RPI 101-150		RPI 150+	
10- 19	0- 0		0- 2		OVERALL		0- 6		1- 3		9- 8	
5- 6	0- 0		0- 1		HOME		0- 2		0- 1		5- 2	
2- 10	0- 0		0- 1		AWAY		0- 4		0- 1		2- 4	
3- 3	0- 0		0- 0		NEUTRAL		0- 0		1- 1		2- 2	
3- 9	0- 0		0- 2		NON-CONFERENCE		0- 3		1- 1		2- 3	
0- 3	0- 0		0- 1		HOME		0- 1		0- 0		0- 1	
0- 3	0- 0		0- 1		AWAY		0- 2		0- 0		0- 0	
3- 3	0- 0		0- 0		NEUTRAL		0- 0		1- 1		2- 2	
7- 10	0- 0		0- 0		CONFERENCE		0- 3		0- 2		7- 5	
5- 3	0- 0		0- 0		HOME		0- 1		0- 1		5- 1	
2- 7	0- 0		0- 0		AWAY		0- 2		0- 1		2- 4	
0- 0	0- 0		0- 0		NEUTRAL		0- 0		0- 0		0- 0	
RPI S	Opponent	Score	RPI S	Opponent	Score	RPI S	Opponent	Score	RPI S	Opponent	Score	
			30 A	Oklahoma	0 3	54 A	Tulsa	1 3	109 N	A&M-Corpus Christi	3 0	
			44 H	Wichita St.	2 3	54 A	Tulsa	0 3	112 N	New Mexico	0 3	
						54 H	Tulsa	0 3	125 A	Rice	2 3	
						60 H	Auburn	0 3	125 H	Rice	1 3	
						63 A	Georgia Tech	2 3	154 H	Texas St.	0 3	
						65 A	TCU	0 3	155 A	UTEP	1 3	
									155 H	UTEP	3 1	
									157 N	Army	1 3	
									160 N	Cal St. Fullerton	0 3	
									164 A	UAB	2 3	
									168 N	UALR	3 2	
									177 A	UCF	3 1	
									186 H	Marshall	2 3	
									221 A	Houston	0 3	
									221 H	Houston	3 1	
									236 H	Memphis	3 2	
									282 A	Southern Miss.	3 0	
									288 A	Tulane	0 3	
									288 H	Tulane	3 2	
									290 N	Charleston So.	3 0	
									318 H	East Carolina	3 0	
			LAST 10 GAMES									
			54 A	Tulsa	0 3	236 H	Memphis	3 2				
			125 H	Rice	1 3	164 A	UAB	2 3				
			221 H	Houston	3 1	54 H	Tulsa	0 3				
			288 A	Tulane	0 3	155 H	UTEP	3 1				
			155 A	UTEP	1 3	288 H	Tulane	3 2				

Non-Div. I Games:

SMU

Average RPI Win:		209	WON-LOST RECORD		WINNING PCT. RANK		LAST 10 GAMES		STRENGTH OF SCHEDULE		OPP. STRENGTH OF SCHEDULE		TEAM RPI		ADJ RPI		CONF. RPI		ADJ CONF. RPI	
DIV. I ONLY			9- 19		.32143 260		4- 6		116		134		213		.43963 221		22		22	
DIV. I NON-CONF.			1- 9		.1 307		0- 0		28		27		205		.46843 196		18		17	
TOTALS		RPI 1-25		RPI 26-50		W-L RECORDS		RPI 51-100		RPI 101-150		RPI 150+								
9- 19		0- 4		0- 2		OVERALL		1- 3		2- 1		6- 9								
5- 7		0- 2		0- 1		HOME		0- 2		1- 0		4- 2								
3- 7		0- 1		0- 0		AWAY		1- 1		0- 1		2- 4								
1- 5		0- 1		0- 1		NEUTRAL		0- 0		1- 0		0- 3								
1- 9		0- 4		0- 2		NON-CONFERENCE		1- 1		0- 0		0- 2								
0- 4		0- 2		0- 1		HOME		0- 1		0- 0		0- 0								
1- 1		0- 1		0- 0		AWAY		1- 0		0- 0		0- 0								
0- 4		0- 1		0- 1		NEUTRAL		0- 0		0- 0		0- 2								
8- 10		0- 0		0- 0		CONFERENCE		0- 2		2- 1		6- 7								
5- 3		0- 0		0- 0		HOME		0- 1		1- 0		4- 2								
2- 6		0- 0		0- 0		AWAY		0- 1		0- 1		2- 4								
1- 1		0- 0		0- 0		NEUTRAL		0- 0		1- 0		0- 1								
RPI	S	Opponent		Score		RPI	S	Opponent		Score		RPI	S	Opponent		Score				
9	H	Florida St.		0	3	37	H	Pepperdine		0	3	125	A	Rice		0	3			
11	N	Oregon		0	3	50	N	Missouri		0	3	125	H	Rice		3	1			
20	A	Ohio St.		0	3							83	H	UTSA		1	3			
20	H	Ohio St.		1	3							97	A	Lipscomb		3	1			
														155 A UTEP		0	3			
														155 H UTEP		0	3			
														164 A UAB		2	3			
														177 H UCF		1	3			
														177 N UCF		0	3			
														186 H Marshall		3	1			
														220 A SMU		1	3			
														220 H SMU		3	0			
														222 N Toledo		2	3			
														236 A Memphis		3	1			
														282 H Southern Miss.		3	0			
														283 N Appalachian St.		2	3			
														288 A Tulane		1	3			
														288 H Tulane		3	1			
														318 A East Carolina		3	0			
LAST 10 GAMES																				
177 N UCF						0	3	177 H UCF						1	3					
125 N Rice						3	2	125 H Rice						3	1					
54 A Tulsa						0	3	288 A Tulane						1	3					
220 A SMU						1	3	155 A UTEP						0	3					
282 H Southern Miss.						3	0	186 H Marshall						3	1					

Non-Div. I Games:

Houston

Average RPI Win: 236		WON-LOST	WINNING	LAST 10	STRENGTH OF		OPP. STRENGTH	TEAM	ADJ	CONF.	ADJ CONF.
Average RPI Loss: 105		RECORD	PCT. RANK	GAMES	SCHEDULE		OF SCHEDULE	RPI	RPI	RPI	RPI
DIV. I ONLY		8- 21	.27586	282	1- 9		159	100	241	.43828	222
DIV. I NON-CONF.		6- 7	.46154	182	0- 1		163	101	175	.48661	168
TOTALS		RPI 1-25	RPI 26-50		W-L RECORDS		RPI 51-100		RPI 101-150		RPI 150+
8- 21	0- 2	0- 0		OVERALL		0- 8		1- 8		7- 3	
4- 8	0- 0	0- 0		HOME		0- 5		1- 3		3- 0	
0- 11	0- 1	0- 0		AWAY		0- 3		0- 4		0- 3	
4- 2	0- 1	0- 0		NEUTRAL		0- 0		0- 1		4- 0	
6- 7	0- 2	0- 0		NON-CONFERENCE		0- 2		1- 2		5- 1	
2- 2	0- 0	0- 0		HOME		0- 2		1- 0		1- 0	
0- 3	0- 1	0- 0		AWAY		0- 0		0- 1		0- 1	
4- 2	0- 1	0- 0		NEUTRAL		0- 0		0- 1		4- 0	
2- 14	0- 0	0- 0		CONFERENCE		0- 6		0- 6		2- 2	
2- 6	0- 0	0- 0		HOME		0- 3		0- 3		2- 0	
0- 8	0- 0	0- 0		AWAY		0- 3		0- 3		0- 2	
0- 0	0- 0	0- 0		NEUTRAL		0- 0		0- 0		0- 0	
RPI S	Opponent	Score		RPI S	Opponent	Score		RPI S	Opponent	Score	
11 N	Oregon	0	3					52 A	Bowling Green	1	3
20 A	Ohio St.	0	3					56 H	IPFW	1	3
								62 H	Ohio	2	3
								69 A	Western Mich.	0	3
								69 H	Western Mich.	1	3
								92 H	Illinois St.	1	3
								98 A	Eastern Mich.	2	3
								98 H	Eastern Mich.	2	3
								108 A	Northern Ill.	0	3
								108 H	Northern Ill.	1	3
								115 H	FGCU	3	1
								128 A	Central Mich.	0	3
								128 H	Central Mich.	1	3
								131 A	Ball St.	0	3
								131 H	Ball St.	2	3
								133 N	Iowa	1	3
								138 A	Oakland	0	3
								156 A	Wake Forest	0	3
								169 A	Akron	1	3
								221 N	Houston	3	2
								228 H	Buffalo	3	1
								235 H	Kent St.	3	0
								236 H	Memphis	3	1
								240 A	Miami (OH)	0	3
								260 N	Eastern Ill.	3	2
								283 N	Appalachian St.	3	0
								312 N	Campbell	3	0
LAST 10 GAMES											
				98 A	Eastern Mich.	2	3	131 H	Ball St.	2	3
				128 A	Central Mich.	0	3	52 A	Bowling Green	1	3
				69 H	Western Mich.	1	3	240 A	Miami (OH)	0	3
				108 H	Northern Ill.	1	3	56 H	IPFW	1	3
				169 A	Akron	1	3	235 H	Kent St.	3	0

Non-Div. I Games:

Toledo

Average RPI Win: 237		WON-LOST RECORD		WINNING PCT. RANK		LAST 10 GAMES		STRENGTH OF SCHEDULE		OPP. STRENGTH OF SCHEDULE		TEAM RPI		ADJ RPI		CONF. RPI		ADJ CONF. RPI	
DIV. I ONLY		9- 22		.29032 278		2- 8		120		141		225		.43441 224		10		10	
DIV. I NON-CONF.		5- 8		.38462 229		0- 0		130		203		203		.46388 205		10		10	
TOTALS		RPI 1-25		RPI 26-50		W-L RECORDS		RPI 51-100		RPI 101-150		RPI 150+							
9- 22		0- 0		0- 7		OVERALL		1- 7		1- 2		7- 6							
6- 6		0- 0		0- 3		HOME		1- 2		0- 0		5- 1							
1- 12		0- 0		0- 4		AWAY		0- 4		0- 0		1- 4							
2- 4		0- 0		0- 0		NEUTRAL		0- 1		1- 2		1- 1							
5- 8		0- 0		0- 1		NON-CONFERENCE		0- 2		1- 2		4- 3							
2- 1		0- 0		0- 0		HOME		0- 0		0- 0		2- 1							
1- 3		0- 0		0- 1		AWAY		0- 1		0- 0		1- 1							
2- 4		0- 0		0- 0		NEUTRAL		0- 1		1- 2		1- 1							
4- 14		0- 0		0- 6		CONFERENCE		1- 5		0- 0		3- 3							
4- 5		0- 0		0- 3		HOME		1- 2		0- 0		3- 0							
0- 9		0- 0		0- 3		AWAY		0- 3		0- 0		0- 3							
0- 0		0- 0		0- 0		NEUTRAL		0- 0		0- 0		0- 0							
RPI	S	Opponent		Score	RPI	S	Opponent		Score	RPI	S	Opponent		Score					
		29	A Creighton	0 3			74	A Morehead St.	1 3			116	N South Fla.	1 3					
		29	H Creighton	1 3			78	N Cal St. Northridge	0 3			137	N Northern Ky.	1 3					
		41	A Arizona	0 3			86	A Southern Ill.	0 3			140	N Utah Valley	3 1					
		43	A UNI	1 3			86	H Southern Ill.	1 3			173	H Belmont	2 3					
		43	H UNI	0 3			91	A Missouri St.	0 3			182	A Saint Louis	1 3					
		44	A Wichita St.	0 3			91	H Missouri St.	3 0			194	N Southeast Mo. St.	0 3					
		44	H Wichita St.	1 3			92	A Illinois St.	1 3			231	A Bradley	0 3					
							92	H Illinois St.	0 3			231	H Bradley	3 0					
												255	A Drake	0 3					
												255	H Drake	3 1					
												275	H UT Martin	3 0					
												280	N Alabama A&M	3 0					
												284	A Indiana St.	2 3					
												284	H Indiana St.	3 2					
												285	A SIU Edwardsville	3 0					
												292	H Murray St.	3 0					
LAST 10 GAMES																			
		92	A Illinois St.	1 3			255	A Drake	0 3										
		284	A Indiana St.	2 3			29	A Creighton	0 3										
		43	H UNI	0 3			44	H Wichita St.	1 3										
		231	H Bradley	3 0			91	H Missouri St.	3 0										
		86	H Southern Ill.	1 3			231	A Bradley	0 3										

Non-Div. I Games:

Evansville

Average RPI Win: 243		WON-LOST	WINNING	LAST 10	STRENGTH OF		OPP. STRENGTH	TEAM	ADJ	CONF.	ADJ CONF.
Average RPI Loss: 155		RECORD	PCT. RANK	GAMES	SCHEDULE		OF SCHEDULE	RPI	RPI	RPI	RPI
DIV. I ONLY		11- 18	.37931	231	3- 7		164	249	222	.43158	225
DIV. I NON-CONF.		4- 6	.4	217	0- 0		227	276	246	.42506	245
TOTALS		RPI 1-25	RPI 26-50		W-L RECORDS		RPI 51-100		RPI 101-150		RPI 150+
11- 18	0- 0	0- 0		OVERALL		0- 4		1- 7		10- 7	
3- 6	0- 0	0- 0		HOME		0- 1		1- 2		2- 3	
5- 8	0- 0	0- 0		AWAY		0- 2		0- 3		5- 3	
3- 4	0- 0	0- 0		NEUTRAL		0- 1		0- 2		3- 1	
4- 6	0- 0	0- 0		NON-CONFERENCE		0- 2		0- 1		4- 3	
0- 0	0- 0	0- 0		HOME		0- 0		0- 0		0- 0	
1- 3	0- 0	0- 0		AWAY		0- 1		0- 0		1- 2	
3- 3	0- 0	0- 0		NEUTRAL		0- 1		0- 1		3- 1	
7- 12	0- 0	0- 0		CONFERENCE		0- 2		1- 6		6- 4	
3- 6	0- 0	0- 0		HOME		0- 1		1- 2		2- 3	
4- 5	0- 0	0- 0		AWAY		0- 1		0- 3		4- 1	
0- 1	0- 0	0- 0		NEUTRAL		0- 0		0- 1		0- 0	
RPI S	Opponent	Score	RPI S	Opponent	Score	RPI S	Opponent	Score	RPI S	Opponent	Score
						73 A	Ga. Southern	0 3	110 N	Samford	0 3
						87 N	Furman	1 3	115 A	FGCU	2 3
						97 A	Lipscomb	0 3	115 H	FGCU	2 3
						97 H	Lipscomb	1 3	135 A	East Tenn. St.	1 3
									135 H	East Tenn. St.	3 0
									135 N	East Tenn. St.	0 3
									137 A	Northern Ky.	0 3
									137 H	Northern Ky.	0 3
									152 A	North Florida	3 2
									152 H	North Florida	0 3
									201 N	Canisius	3 1
									206 A	Kennesaw St.	3 2
									206 H	Kennesaw St.	3 0
									208 N	South Ala.	1 3
									213 A	Jacksonville	2 3
									213 H	Jacksonville	1 3
									243 A	Georgia St.	1 3
									257 A	Winthrop	0 3
									267 N	Western Caro.	3 1
									273 A	USC Upstate	3 0
									273 H	USC Upstate	0 3
									290 A	Charleston So.	3 0
									309 A	Stetson	3 0
									309 H	Stetson	3 1
									328 N	N.C. A&T	3 1
LAST 10 GAMES											
						135 N	East Tenn. St.	0 3	152 H	North Florida	0 3
						206 H	Kennesaw St.	3 0	213 H	Jacksonville	1 3
						273 A	USC Upstate	3 0	309 A	Stetson	3 0
						97 A	Lipscomb	0 3	115 A	FGCU	2 3
						137 A	Northern Ky.	0 3	273 H	USC Upstate	0 3

Non-Div. I Games:

Mercer

Average RPI Win:	239	WON-LOST	WINNING	LAST 10	STRENGTH OF	OPP. STRENGTH	TEAM	ADJ	CONF.	ADJ CONF.	
Average RPI Loss:	127	RECORD	PCT. RANK	GAMES	SCHEDULE	OF SCHEDULE	RPI	RPI	RPI	RPI	
DIV. I ONLY	9- 21	.3	275	3- 7	151	194	242	.43071	226	17	16
DIV. I NON-CONF.	4- 8	.33333	244	0- 0	136	214	232	.45509	215	16	16
<hr/>											
TOTALS	RPI 1-25	RPI 26-50		W-L RECORDS		RPI 51-100		RPI 101-150		RPI 150+	
9- 21	0- 0	0- 0		OVERALL		0- 7		2- 9		7- 5	
7- 10	0- 0	0- 0		HOME		0- 2		1- 6		6- 2	
2- 9	0- 0	0- 0		AWAY		0- 2		1- 3		1- 3	
0- 2	0- 0	0- 0		NEUTRAL		0- 2		0- 0		0- 0	
<hr/>											
4- 8	0- 0	0- 0		NON-CONFERENCE		0- 3		1- 4		3- 1	
3- 5	0- 0	0- 0		HOME		0- 0		0- 4		3- 1	
1- 1	0- 0	0- 0		AWAY		0- 1		1- 0		0- 0	
0- 2	0- 0	0- 0		NEUTRAL		0- 2		0- 0		0- 0	
<hr/>											
5- 13	0- 0	0- 0		CONFERENCE		0- 4		1- 5		4- 4	
4- 5	0- 0	0- 0		HOME		0- 2		1- 2		3- 1	
1- 8	0- 0	0- 0		AWAY		0- 2		0- 3		1- 3	
0- 0	0- 0	0- 0		NEUTRAL		0- 0		0- 0		0- 0	
<hr/>											
RPI S	Opponent	Score	RPI S	Opponent	Score	RPI S	Opponent	Score	RPI S	Opponent	Score
						56 N	IPFW	0 3	104 A	New Mexico St.	0 3
						65 A	TCU	0 3	104 H	New Mexico St.	3 1
						83 A	UTSA	0 3	109 H	A&M-Corpus Christi	0 3
						83 H	UTSA	0 3	111 H	North Texas	2 3
						93 A	Utah St.	0 3	114 H	Northwestern St.	2 3
						93 H	Utah St.	0 3	126 A	Idaho	1 3
						98 N	Eastern Mich.	2 3	126 H	Idaho	1 3
									130 H	Stephen F. Austin	0 3
									134 A	Denver	0 3
									134 H	Denver	1 3
									150 A	Ill.-Chicago	3 1
									154 A	Texas St.	1 3
									154 H	Texas St.	1 3
									183 A	San Jose St.	1 3
									183 H	San Jose St.	3 1
									227 A	Seattle	2 3
									227 H	Seattle	3 0
									263 H	Marist	3 0
									279 H	Tex.-Pan American	3 1
									282 H	Southern Miss.	0 3
			308 A	Louisiana Tech	3 1						
			308 H	Louisiana Tech	3 0						
			329 H	Savannah St.	3 0						
			LAST 10 GAMES								
			308 H	Louisiana Tech	3 0	183 A	San Jose St.	1 3			
			126 A	Idaho	1 3	93 A	Utah St.	0 3			
			227 A	Seattle	2 3	134 H	Denver	1 3			
			154 H	Texas St.	1 3	104 H	New Mexico St.	3 1			
			83 H	UTSA	0 3	227 H	Seattle	3 0			

Non-Div. I Games:

Texas-Arlington

Average RPI Win:		242	WON-LOST		WINNING		LAST 10		STRENGTH OF		OPP. STRENGTH		TEAM	ADJ		CONF.		ADJ CONF.						
Average RPI Loss:		116	RECORD		PCT. RANK		GAMES		SCHEDULE		OF SCHEDULE		RPI	RPI		RPI		RPI						
DIV. I ONLY			9- 19		.32143		260		2- 8		207		149		246		.43068		227		17		16	
DIV. I NON-CONF.			5- 5		.5		158		0- 0		198		100		179		.48756		162		16		16	
TOTALS		RPI 1-25		RPI 26-50				W-L RECORDS				RPI 51-100				RPI 101-150				RPI 150+				
9- 19		0- 1		0- 0				OVERALL				0- 7				2- 6				7- 5				
4- 7		0- 0		0- 0				HOME				0- 3				2- 2				2- 2				
1- 11		0- 1		0- 0				AWAY				0- 3				0- 4				1- 3				
4- 1		0- 0		0- 0				NEUTRAL				0- 1				0- 0				4- 0				
5- 5		0- 1		0- 0				NON-CONFERENCE				0- 3				1- 1				4- 0				
1- 1		0- 0		0- 0				HOME				0- 1				1- 0				0- 0				
0- 3		0- 1		0- 0				AWAY				0- 1				0- 1				0- 0				
4- 1		0- 0		0- 0				NEUTRAL				0- 1				0- 0				4- 0				
4- 14		0- 0		0- 0				CONFERENCE				0- 4				1- 5				3- 5				
3- 6		0- 0		0- 0				HOME				0- 2				1- 2				2- 2				
1- 8		0- 0		0- 0				AWAY				0- 2				0- 3				1- 3				
0- 0		0- 0		0- 0				NEUTRAL				0- 0				0- 0				0- 0				
RPI	S	Opponent		Score		RPI	S	Opponent		Score		RPI	S	Opponent		Score		RPI	S	Opponent		Score		
12	A	Washington		0 3								59	N	San Francisco		0 3		104	A	New Mexico St.		1 3		
												61	H	Long Beach St.		0 3		104	H	New Mexico St.		2 3		
												83	A	UTSA		0 3		126	A	Idaho		1 3		
												83	H	UTSA		1 3		126	H	Idaho		2 3		
												93	A	Utah St.		2 3		132	A	Washington St.		0 3		
												93	H	Utah St.		0 3		134	A	Denver		0 3		
												94	A	Wyoming		1 3		134	H	Denver		3 2		
																		144	H	Boise St.		3 2		
																		154	A	Texas St.		1 3		
																		154	H	Texas St.		0 3		
																		183	A	San Jose St.		2 3		
																		183	H	San Jose St.		0 3		
																		197	N	Presbyterian		3 1		
																		226	A	Texas-Arlington		0 3		
																		226	H	Texas-Arlington		3 2		
																		262	N	Weber St.		3 2		
																		287	N	Eastern Wash.		3 1		
																		308	A	Louisiana Tech		3 2		
																		308	H	Louisiana Tech		3 2		
																		313	N	Alabama St.		3 0		
						LAST 10 GAMES																		

Non-Div. I Games:

Seattle

Average RPI Win:	221	WON-LOST RECORD	WINNING PCT. RANK	LAST 10 GAMES	STRENGTH OF SCHEDULE	OPP. STRENGTH OF SCHEDULE	TEAM RPI	ADJ RPI	CONF. RPI	ADJ CONF. RPI	
DIV. I ONLY	10- 18	.35714	241	3- 7	213	137	230	.42793	228	11	11
DIV. I NON-CONF.	6- 6	.5	158	0- 0	191	187	186	.46972	195	11	11
TOTALS	RPI 1-25	RPI 26-50	W-L RECORDS	RPI 51-100	RPI 101-150	RPI 150+					
10- 18	0- 0	0- 1	OVERALL	1- 7	1- 3	8- 7					
8- 6	0- 0	0- 0	HOME	1- 3	1- 1	6- 2					
1- 9	0- 0	0- 1	AWAY	0- 4	0- 1	1- 3					
1- 3	0- 0	0- 0	NEUTRAL	0- 0	0- 1	1- 2					
6- 6	0- 0	0- 1	NON-CONFERENCE	1- 1	0- 1	5- 3					
5- 1	0- 0	0- 0	HOME	1- 0	0- 0	4- 1					
0- 2	0- 0	0- 1	AWAY	0- 1	0- 0	0- 0					
1- 3	0- 0	0- 0	NEUTRAL	0- 0	0- 1	1- 2					
4- 12	0- 0	0- 0	CONFERENCE	0- 6	1- 2	3- 4					
3- 5	0- 0	0- 0	HOME	0- 3	1- 1	2- 1					
1- 7	0- 0	0- 0	AWAY	0- 3	0- 1	1- 3					
0- 0	0- 0	0- 0	NEUTRAL	0- 0	0- 0	0- 0					
RPI	S	Opponent	Score	RPI	S	Opponent	Score	RPI	S	Opponent	Score
				36	A	Notre Dame	1 3	52	A	Bowling Green	2 3
								52	H	Bowling Green	1 3
								62	A	Ohio	0 3
								62	H	Ohio	0 3
								69	A	Western Mich.	0 3
								72	A	Cleveland St.	1 3
								98	H	Eastern Mich.	1 3
								99	H	Oral Roberts	3 2
								108	A	Northern Ill.	0 3
								128	H	Central Mich.	3 1
								131	H	Ball St.	2 3
								138	N	Oakland	0 3
								164	N	UAB	0 3
								169	A	Akron	0 3
								169	H	Akron	0 3
								183	H	San Jose St.	1 3
								193	H	Syracuse	3 0
								201	H	Canisius	3 1
								222	A	Toledo	1 3
								235	A	Kent St.	1 3
								235	H	Kent St.	3 1
								240	A	Miami (OH)	3 0
								240	H	Miami (OH)	3 0
								265	N	Eastern Ky.	3 0
								265	N	Eastern Ky.	2 3
								300	H	Dartmouth	3 2
								305	H	Hartford	3 0
LAST 10 GAMES				LAST 10 GAMES							
				235	H	Kent St.	3 1	169	H	Akron	0 3
				62	H	Ohio	0 3	98	H	Eastern Mich.	1 3
				240	A	Miami (OH)	3 0	128	H	Central Mich.	3 1
				52	A	Bowling Green	2 3	69	A	Western Mich.	0 3
				131	H	Ball St.	2 3	108	A	Northern Ill.	0 3

Non-Div. I Games:

Buffalo

Average RPI Win:	219	WON-LOST	WINNING	LAST 10	STRENGTH OF	OPP. STRENGTH	TEAM	ADJ	CONF.	ADJ CONF.	
Average RPI Loss:	143	RECORD	PCT. RANK	GAMES	SCHEDULE	OF SCHEDULE	RPI	RPI	RPI	RPI	
DIV. I ONLY	11- 17	.39286	222	3- 7	238	161	229	.42745	229	12	12
DIV. I NON-CONF.	7- 5	.58333	133	1- 0	303	193	226	.44886	229	15	15
<hr/>											
TOTALS	RPI 1-25	RPI 26-50		W-L RECORDS	RPI 51-100		RPI 101-150		RPI 150+		
11- 17	0- 0	0- 1		OVERALL	0- 2		2- 7		9- 7		
1- 8	0- 0	0- 0		HOME	0- 1		0- 3		1- 4		
7- 6	0- 0	0- 0		AWAY	0- 1		1- 3		6- 2		
3- 3	0- 0	0- 1		NEUTRAL	0- 0		1- 1		2- 1		
<hr/>											
7- 5	0- 0	0- 1		NON-CONFERENCE	0- 0		1- 2		6- 2		
1- 0	0- 0	0- 0		HOME	0- 0		0- 0		1- 0		
3- 2	0- 0	0- 0		AWAY	0- 0		0- 1		3- 1		
3- 3	0- 0	0- 1		NEUTRAL	0- 0		1- 1		2- 1		
<hr/>											
4- 12	0- 0	0- 0		CONFERENCE	0- 2		1- 5		3- 5		
0- 8	0- 0	0- 0		HOME	0- 1		0- 3		0- 4		
4- 4	0- 0	0- 0		AWAY	0- 1		1- 2		3- 1		
0- 0	0- 0	0- 0		NEUTRAL	0- 0		0- 0		0- 0		
<hr/>											
RPI	S	Opponent	Score	RPI	S	Opponent	Score	RPI	S	Opponent	Score
				45	N	Santa Clara	0 3	56	A	IPFW	1 3
								56	H	IPFW	0 3
								106	A	IUPUI	1 3
								106	H	IUPUI	0 3
								107	N	Indiana	0 3
								130	N	Stephen F. Austin	3 0
								138	A	Oakland	3 2
								138	H	Oakland	1 3
								146	A	Butler	1 3
								147	A	UMKC	0 3
								147	H	UMKC	2 3
								162	A	South Dakota St.	1 3
								162	H	South Dakota St.	1 3
								163	A	South Dakota	3 0
								163	H	South Dakota	1 3
								170	N	Loyola Chicago	3 0
								171	A	North Dakota St.	3 2
								171	H	North Dakota St.	1 3
								174	N	Montana St.	2 3
								182	A	Saint Louis	3 0
								253	A	Neb. Omaha	3 1
								253	H	Neb. Omaha	2 3
								284	A	Indiana St.	3 2
								285	A	SIU Edwardsville	1 3
								285	N	SIU Edwardsville	3 2
								319	A	Chicago St.	3 2
								319	H	Chicago St.	3 0
<hr/>											
LAST 10 GAMES											
				138	H	Oakland	1 3	171	H	North Dakota St.	1 3
				56	H	IPFW	0 3	162	H	South Dakota St.	1 3
				319	A	Chicago St.	3 2	163	A	South Dakota	3 0
				106	A	IUPUI	1 3	147	A	UMKC	0 3
				253	A	Neb. Omaha	3 1	56	A	IPFW	1 3

Non-Div. I Games:

Western Ill.

Average RPI Win:		184	WON-LOST RECORD		WINNING PCT. RANK		LAST 10 GAMES		STRENGTH OF SCHEDULE		OPP. STRENGTH OF SCHEDULE		TEAM RPI		ADJ RPI		CONF. RPI		ADJ CONF. RPI				
DIV. I ONLY			3- 25		.10714 316		2- 8		60		81		248		.4274 230		9		9				
DIV. I NON-CONF.			1- 11		.08333 312		0- 0		37		39		227		.45279 223		7		7				
TOTALS		RPI 1-25		RPI 26-50				W-L RECORDS				RPI 51-100				RPI 101-150				RPI 150+			
3- 25		0- 6		0- 1				OVERALL				0- 7				1- 6				2- 5			
3- 5		0- 1		0- 0				HOME				0- 2				1- 2				2- 0			
0- 13		0- 3		0- 0				AWAY				0- 4				0- 2				0- 4			
0- 7		0- 2		0- 1				NEUTRAL				0- 1				0- 2				0- 1			
1- 11		0- 4		0- 1				NON-CONFERENCE				0- 2				1- 2				0- 2			
1- 0		0- 0		0- 0				HOME				0- 0				1- 0				0- 0			
0- 4		0- 2		0- 0				AWAY				0- 1				0- 0				0- 1			
0- 7		0- 2		0- 1				NEUTRAL				0- 1				0- 2				0- 1			
2- 14		0- 2		0- 0				CONFERENCE				0- 5				0- 4				2- 3			
2- 5		0- 1		0- 0				HOME				0- 2				0- 2				2- 0			
0- 9		0- 1		0- 0				AWAY				0- 3				0- 2				0- 3			
0- 0		0- 0		0- 0				NEUTRAL				0- 0				0- 0				0- 0			
RPI	S	Opponent		Score		RPI	S	Opponent		Score		RPI	S	Opponent		Score		RPI	S	Opponent		Score	
3	A	Texas		0	3	36	N	Notre Dame		0	3	61	A	Long Beach St.		1	3	103	A	UC Santa Barbara		1	3
10	A	Southern California		0	3							78	A	Cal St. Northridge		0	3	103	H	UC Santa Barbara		0	3
16	A	Hawaii		0	3							78	H	Cal St. Northridge		0	3	118	N	Northeastern		0	3
16	H	Hawaii		1	3							79	N	LSU		0	3	123	A	UC Davis		0	3
25	N	San Diego		0	3							80	A	Utah		0	3	123	H	UC Davis		0	3
25	N	San Diego		0	3							81	A	Pacific		0	3	126	H	Idaho		3	2
												81	H	Pacific		2	3	140	N	Utah Valley		1	3
																		159	A	UC Irvine		0	3
																		160	A	Cal St. Fullerton		1	3
																		160	H	Cal St. Fullerton		3	2
																		210	A	CSU Bakersfield		2	3
																		238	N	Nevada		1	3
																		266	A	UC Riverside		2	3
																		266	H	UC Riverside		3	2
LAST 10 GAMES																							
						266	A	UC Riverside		2	3	78	A	Cal St. Northridge		0	3						
						160	A	Cal St. Fullerton		1	3	103	A	UC Santa Barbara		1	3						
						81	H	Pacific		2	3	160	H	Cal St. Fullerton		3	2						
						123	H	UC Davis		0	3	266	H	UC Riverside		3	2						
						16	A	Hawaii		0	3	123	A	UC Davis		0	3						

Non-Div. I Games:

Cal Poly

Average RPI Win: 250		WON-LOST	WINNING	LAST 10	STRENGTH OF		OPP. STRENGTH	TEAM	ADJ	CONF.	ADJ CONF.
Average RPI Loss: 110		RECORD	PCT. RANK	GAMES	SCHEDULE		OF SCHEDULE	RPI	RPI	RPI	RPI
DIV. I ONLY		9- 20	.31034	268	3- 7		180	139	240	.42738	231
DIV. I NON-CONF.		6- 5	.54545	149	0- 0		243	229	194	.47028	191
TOTALS		RPI 1-25	RPI 26-50		W-L RECORDS		RPI 51-100		RPI 101-150		RPI 150+
9- 20	0- 0	0- 6		OVERALL		0- 7		0- 2		9- 5	
3- 9	0- 0	0- 3		HOME		0- 3		0- 2		3- 1	
3- 9	0- 0	0- 3		AWAY		0- 3		0- 0		3- 3	
3- 2	0- 0	0- 0		NEUTRAL		0- 1		0- 0		3- 1	
6- 5	0- 0	0- 0		NON-CONFERENCE		0- 1		0- 2		6- 2	
0- 3	0- 0	0- 0		HOME		0- 0		0- 2		0- 1	
3- 0	0- 0	0- 0		AWAY		0- 0		0- 0		3- 0	
3- 2	0- 0	0- 0		NEUTRAL		0- 1		0- 0		3- 1	
3- 15	0- 0	0- 6		CONFERENCE		0- 6		0- 0		3- 3	
3- 6	0- 0	0- 3		HOME		0- 3		0- 0		3- 0	
0- 9	0- 0	0- 3		AWAY		0- 3		0- 0		0- 3	
0- 0	0- 0	0- 0		NEUTRAL		0- 0		0- 0		0- 0	
RPI S	Opponent	Score	RPI S	Opponent	Score	RPI S	Opponent	Score	RPI S	Opponent	Score
			29 A	Creighton	1 3	69 N	Western Mich.	0 3	108 H	Northern Ill.	2 3
			29 H	Creighton	1 3	86 A	Southern Ill.	1 3	117 H	Arkansas St.	1 3
			43 A	UNI	0 3	86 H	Southern Ill.	2 3	162 A	South Dakota St.	3 2
			43 H	UNI	0 3	91 A	Missouri St.	1 3	182 H	Saint Louis	1 3
			44 A	Wichita St.	0 3	91 H	Missouri St.	0 3	185 N	Green Bay	2 3
			44 H	Wichita St.	1 3	92 A	Illinois St.	1 3	216 N	Elon	3 0
						92 H	Illinois St.	0 3	217 A	Milwaukee	3 2
									224 A	Evansville	0 3
									224 H	Evansville	3 0
									255 A	Drake	2 3
									255 H	Drake	3 1
									257 N	Winthrop	3 0
									284 A	Indiana St.	1 3
									284 H	Indiana St.	3 0
									314 A	N.C. Central	3 1
									318 N	East Carolina	3 0
LAST 10 GAMES											
			43 A	UNI	0 3	44 A	Wichita St.	0 3			
			86 A	Southern Ill.	1 3	91 A	Missouri St.	1 3			
			224 A	Evansville	0 3	284 H	Indiana St.	3 0			
			255 H	Drake	3 1	92 H	Illinois St.	0 3			
			29 H	Creighton	1 3	224 H	Evansville	3 0			

Non-Div. I Games:

Bradley

Average RPI Win:	263	WON-LOST RECORD	WINNING PCT. RANK	LAST 10 GAMES	STRENGTH OF SCHEDULE	OPP. STRENGTH OF SCHEDULE	TEAM RPI	ADJ RPI	CONF. RPI	ADJ CONF. RPI	
DIV. I ONLY	10- 16	.38462	229	2- 8	208	217	227	.42725	232	13	14
DIV. I NON-CONF.	8- 4	.66667	90	0- 0	276	292	176	.48107	178	13	14
<hr/>											
TOTALS	RPI 1-25	RPI 26-50		W-L RECORDS	RPI 51-100		RPI 101-150		RPI 150+		
10- 16	0- 1	0- 0		OVERALL	0- 5		2- 3		8- 7		
2- 8	0- 1	0- 0		HOME	0- 3		1- 1		1- 3		
3- 7	0- 0	0- 0		AWAY	0- 2		0- 1		3- 4		
5- 1	0- 0	0- 0		NEUTRAL	0- 0		1- 1		4- 0		
<hr/>											
8- 4	0- 0	0- 0		NON-CONFERENCE	0- 2		1- 1		7- 1		
1- 2	0- 0	0- 0		HOME	0- 1		0- 0		1- 1		
2- 1	0- 0	0- 0		AWAY	0- 1		0- 0		2- 0		
5- 1	0- 0	0- 0		NEUTRAL	0- 0		1- 1		4- 0		
<hr/>											
2- 12	0- 1	0- 0		CONFERENCE	0- 3		1- 2		1- 6		
1- 6	0- 1	0- 0		HOME	0- 2		1- 1		0- 2		
1- 6	0- 0	0- 0		AWAY	0- 1		0- 1		1- 4		
0- 0	0- 0	0- 0		NEUTRAL	0- 0		0- 0		0- 0		
<hr/>											
RPI S	Opponent	Score	RPI S	Opponent	Score	RPI S	Opponent	Score	RPI S	Opponent	Score
22	H Dayton	0 3				53	H Xavier	0 3	119	A Duquesne	0 3
						57	A Clemson	1 3	119	H Duquesne	3 1
						66	A VCU	0 3	135	N East Tenn. St.	1 3
						66	H VCU	0 3	146	H Butler	1 3
						85	H Towson	1 3	147	N UMKC	3 2
									166	A Temple	0 3
									172	A George Washington	0 3
									172	H George Washington	1 3
									182	H Saint Louis	0 3
									206	H Kennesaw St.	0 3
									223	A Rhode Island	0 3
									239	N Chattanooga	3 0
									268	H UNC Asheville	3 1
									270	A Fordham	1 3
									291	A Gardner-Webb	3 2
									295	A La Salle	3 1
									312	N Campbell	3 0
									317	N Delaware St.	3 0
									318	A East Carolina	3 0
									321	N Bethune-Cookman	3 0
<hr/>											
			LAST 10 GAMES								
			66	A VCU	0 3	172	H George Washington	1 3			
			53	H Xavier	0 3	119	H Duquesne	3 1			
			22	H Dayton	0 3	182	H Saint Louis	0 3			
			166	A Temple	0 3	146	H Butler	1 3			
			295	A La Salle	3 1	66	H VCU	0 3			

Non-Div. I Games:

Charlotte

Average RPI Win:		231	WON-LOST RECORD		WINNING PCT. RANK		LAST 10 GAMES		STRENGTH OF SCHEDULE		OPP. STRENGTH OF SCHEDULE		TEAM RPI		ADJ RPI		CONF. RPI		ADJ CONF. RPI	
Average RPI Loss:		134																		
DIV. I ONLY			12- 20		.375 232		4- 6		204		178		226		.42715 233		16		17	
DIV. I NON-CONF.			4- 8		.33333 244		0- 1		212		194		251		.41624 253		14		13	
TOTALS		RPI 1-25		RPI 26-50		W-L RECORDS		RPI 51-100		RPI 101-150		RPI 150+								
12- 20		0- 0		0- 0		OVERALL		0- 10		1- 1		11- 9								
5- 6		0- 0		0- 0		HOME		0- 4		1- 0		4- 2								
5- 9		0- 0		0- 0		AWAY		0- 5		0- 1		5- 3								
2- 5		0- 0		0- 0		NEUTRAL		0- 1		0- 0		2- 4								
4- 8		0- 0		0- 0		NON-CONFERENCE		0- 2		1- 1		3- 5								
1- 0		0- 0		0- 0		HOME		0- 0		1- 0		0- 0								
1- 3		0- 0		0- 0		AWAY		0- 1		0- 1		1- 1								
2- 5		0- 0		0- 0		NEUTRAL		0- 1		0- 0		2- 4								
8- 12		0- 0		0- 0		CONFERENCE		0- 8		0- 0		8- 4								
4- 6		0- 0		0- 0		HOME		0- 4		0- 0		4- 2								
4- 6		0- 0		0- 0		AWAY		0- 4		0- 0		4- 2								
0- 0		0- 0		0- 0		NEUTRAL		0- 0		0- 0		0- 0								
RPI	S	Opponent		Score		RPI	S	Opponent		Score		RPI	S	Opponent		Score				
								77	A	Portland St.	1	3	140	H	Utah Valley	3	0			
								77	H	Portland St.	2	3	144	A	Boise St.	0	3			
								80	N	Utah	0	3	158	N	UMES	2	3			
								82	A	Northern Colo.	0	3	159	N	UC Irvine	0	3			
								82	H	Northern Colo.	0	3	161	N	Portland	0	3			
								88	A	Northern Ariz.	0	3	165	A	North Dakota	0	3			
								88	H	Northern Ariz.	1	3	165	H	North Dakota	3	2			
								93	A	Utah St.	1	3	174	A	Montana St.	3	1			
								96	A	Idaho St.	0	3	174	H	Montana St.	1	3			
								96	H	Idaho St.	1	3	183	N	San Jose St.	2	3			
													187	A	Sacramento St.	0	3			
													187	H	Sacramento St.	3	1			
													206	N	Kennesaw St.	3	0			
													210	A	CSU Bakersfield	1	3			
													245	A	Montana	3	2			
													245	H	Montana	3	0			
													262	A	Weber St.	3	1			
													262	H	Weber St.	3	0			
													268	N	UNC Asheville	3	0			
													287	A	Eastern Wash.	3	2			
													287	H	Eastern Wash.	0	3			
													329	A	Savannah St.	3	0			
LAST 10 GAMES																				
						165	H	North Dakota	3	2	77	H	Portland St.	2	3					
						82	H	Northern Colo.	0	3	88	A	Northern Ariz.	0	3					
						245	A	Montana	3	2	210	A	CSU Bakersfield	1	3					
						174	A	Montana St.	3	1	187	A	Sacramento St.	0	3					
						287	H	Eastern Wash.	0	3	262	H	Weber St.	3	0					

Non-Div. I Games:

Southern Utah

Average RPI Win:		268	WON-LOST RECORD		WINNING PCT. RANK		LAST 10 GAMES		STRENGTH OF SCHEDULE		OPP. STRENGTH OF SCHEDULE		TEAM RPI		ADJ RPI		CONF. RPI		ADJ CONF. RPI				
Average RPI Loss:		145																					
DIV. I ONLY			11- 17		.39286 222		4- 6		206		248		228		.42645 234		19		18				
DIV. I NON-CONF.			8- 8		.5 158		1- 0		248		275		229		.44399 233		19		19				
TOTALS		RPI 1-25		RPI 26-50		W-L RECORDS		RPI 51-100		RPI 101-150		RPI 150+											
11- 17		0- 0		0- 1		OVERALL		0- 3		0- 5		11- 8											
7- 5		0- 0		0- 0		HOME		0- 1		0- 2		7- 2											
2- 8		0- 0		0- 1		AWAY		0- 1		0- 2		2- 4											
2- 4		0- 0		0- 0		NEUTRAL		0- 1		0- 1		2- 2											
8- 8		0- 0		0- 1		NON-CONFERENCE		0- 1		0- 2		8- 4											
5- 1		0- 0		0- 0		HOME		0- 0		0- 1		5- 0											
1- 3		0- 0		0- 1		AWAY		0- 0		0- 0		1- 2											
2- 4		0- 0		0- 0		NEUTRAL		0- 1		0- 1		2- 2											
3- 9		0- 0		0- 0		CONFERENCE		0- 2		0- 3		3- 4											
2- 4		0- 0		0- 0		HOME		0- 1		0- 1		2- 2											
1- 5		0- 0		0- 0		AWAY		0- 1		0- 2		1- 2											
0- 0		0- 0		0- 0		NEUTRAL		0- 0		0- 0		0- 0											
RPI	S	Opponent		Score		RPI	S	Opponent		Score		RPI	S	Opponent		Score							
						42	A	North Carolina St.		2	3	74	N	Morehead St.		0	3	118	A	Northeastern	1	3	
												85	A	Towson		1	3	127	H	LIU Brooklyn	1	3	
												85	H	Towson		0	3	129	N	Rutgers	0	3	
																		142	A	Delaware	0	3	
																		142	H	Delaware	2	3	
																		151	A	Hofstra	1	3	
																		151	H	Hofstra	0	3	
																		156	A	Wake Forest	2	3	
																		180	H	High Point	3	0	
																		192	H	James Madison	3	1	
																		199	N	Youngstown St.	1	3	
																		200	A	William & Mary	3	1	
																		200	H	William & Mary	0	3	
																		207	N	Davidson	1	3	
																		214	A	UNC Greensboro	2	3	
																		243	A	Georgia St.	2	3	
																		257	N	Winthrop	3	0	
																		277	H	George Mason	3	2	
																		289	A	Norfolk St.	3	0	
																		306	H	Citadel	3	0	
																		309	N	Stetson	3	0	
																		312	H	Campbell	3	0	
																		314	H	N.C. Central	3	0	
																		317	H	Delaware St.	3	0	
						LAST 10 GAMES																	
						142	A	Delaware		0	3	314	H	N.C. Central		3	0						
						85	A	Towson		1	3	200	A	William & Mary		3	1						
						151	H	Hofstra		0	3	243	A	Georgia St.		2	3						
						192	H	James Madison		3	1	85	H	Towson		0	3						
						277	H	George Mason		3	2	142	H	Delaware		2	3						

Non-Div. I Games:

UNC Wilmington

Average RPI Win:	210	WON-LOST	WINNING	LAST 10	STRENGTH OF	OPP. STRENGTH	TEAM	ADJ	CONF.	ADJ CONF.	
Average RPI Loss:	122	RECORD	PCT. RANK	GAMES	SCHEDULE	OF SCHEDULE	RPI	RPI	RPI	RPI	
DIV. I ONLY	6- 22	.21429	297	1- 9	83	174	231	.42581	235	11	11
DIV. I NON-CONF.	3- 9	.25	268	0- 0	31	236	172	.48344	175	11	11
<hr/>											
TOTALS	RPI 1-25	RPI 26-50		W-L RECORDS		RPI 51-100		RPI 101-150		RPI 150+	
6- 22	0- 0	0- 1		OVERALL		0- 9		2- 5		4- 7	
3- 8	0- 0	0- 0		HOME		0- 3		1- 2		2- 3	
1- 10	0- 0	0- 1		AWAY		0- 4		0- 2		1- 3	
2- 4	0- 0	0- 0		NEUTRAL		0- 2		1- 1		1- 1	
<hr/>											
3- 9	0- 0	0- 1		NON-CONFERENCE		0- 3		1- 3		2- 2	
1- 2	0- 0	0- 0		HOME		0- 0		0- 1		1- 1	
0- 3	0- 0	0- 1		AWAY		0- 1		0- 1		0- 0	
2- 4	0- 0	0- 0		NEUTRAL		0- 2		1- 1		1- 1	
<hr/>											
3- 13	0- 0	0- 0		CONFERENCE		0- 6		1- 2		2- 5	
2- 6	0- 0	0- 0		HOME		0- 3		1- 1		1- 2	
1- 7	0- 0	0- 0		AWAY		0- 3		0- 1		1- 3	
0- 0	0- 0	0- 0		NEUTRAL		0- 0		0- 0		0- 0	
<hr/>											
RPI S	Opponent	Score	RPI S	Opponent	Score	RPI S	Opponent	Score	RPI S	Opponent	Score
			42 A	North Carolina St.	0 3	52 A	Bowling Green	0 3	108 H	Northern Ill.	3 1
						52 H	Bowling Green	2 3	116 N	South Fla.	3 2
						56 A	IPFW	0 3	123 N	UC Davis	0 3
						62 A	Ohio	0 3	124 H	Liberty	2 3
						62 H	Ohio	0 3	128 H	Central Mich.	0 3
						66 N	VCU	1 3	131 A	Ball St.	0 3
						69 H	Western Mich.	1 3	146 A	Butler	0 3
						72 N	Cleveland St.	0 3	169 A	Akron	0 3
						98 A	Eastern Mich.	0 3	169 H	Akron	0 3
									186 H	Marshall	0 3
									194 N	Southeast Mo. St.	0 3
									222 A	Toledo	0 3
									228 A	Buffalo	1 3
									228 H	Buffalo	3 1
									240 A	Miami (OH)	3 2
									240 H	Miami (OH)	1 3
									278 H	Saint Francis (PA)	3 0
									292 N	Murray St.	3 0
<hr/>											
LAST 10 GAMES											
			228 A	Buffalo	1 3	52 H	Bowling Green	2 3			
			169 A	Akron	0 3	108 H	Northern Ill.	3 1			
			98 A	Eastern Mich.	0 3	69 H	Western Mich.	1 3			
			62 H	Ohio	0 3	222 A	Toledo	0 3			
			240 H	Miami (OH)	1 3	131 A	Ball St.	0 3			

Non-Div. I Games:

Kent St.

Average RPI Win:	228	WON-LOST RECORD	WINNING PCT. RANK	LAST 10 GAMES	STRENGTH OF SCHEDULE	OPP. STRENGTH OF SCHEDULE	TEAM RPI	ADJ RPI	CONF. RPI	ADJ CONF. RPI		
DIV. I ONLY		12- 19	.3871	226	6- 4	185	215	219	.42188	236	22	22
DIV. I NON-CONF.		5- 10	.33333	244	0- 1	84	177	185	.46631	200	18	17
<hr/>												
TOTALS	RPI 1-25	RPI 26-50		W-L RECORDS		RPI 51-100		RPI 101-150		RPI 150+		
12- 19	0- 0	0- 0		OVERALL		0- 5		2- 2		10- 12		
6- 10	0- 0	0- 0		HOME		0- 3		1- 1		5- 6		
4- 8	0- 0	0- 0		AWAY		0- 1		0- 1		4- 6		
2- 1	0- 0	0- 0		NEUTRAL		0- 1		1- 0		1- 0		
<hr/>												
5- 10	0- 0	0- 0		NON-CONFERENCE		0- 4		2- 1		3- 5		
3- 5	0- 0	0- 0		HOME		0- 2		1- 0		2- 3		
0- 4	0- 0	0- 0		AWAY		0- 1		0- 1		0- 2		
2- 1	0- 0	0- 0		NEUTRAL		0- 1		1- 0		1- 0		
<hr/>												
7- 9	0- 0	0- 0		CONFERENCE		0- 1		0- 1		7- 7		
3- 5	0- 0	0- 0		HOME		0- 1		0- 1		3- 3		
4- 4	0- 0	0- 0		AWAY		0- 0		0- 0		4- 4		
0- 0	0- 0	0- 0		NEUTRAL		0- 0		0- 0		0- 0		
<hr/>												
RPI	S	Opponent	Score	RPI	S	Opponent	Score	RPI	S	Opponent	Score	
				54 H Tulsa				0	3	115 N FGCU	3	0
				55 A Col. of Charleston				1	3	117 A Arkansas St.	0	3
				86 H Southern Ill.				0	3	125 H Rice	0	3
				92 N Illinois St.				0	3	150 H Ill.-Chicago	3	2
				98 H Eastern Mich.				0	3	152 N North Florida	3	0
										155 A UTEP	1	3
										164 A UAB	1	3
										164 H UAB	2	3
										168 H UALR	0	3
										173 H Belmont	3	1
										177 A UCF	0	3
										177 H UCF	0	3
										186 A Marshall	3	2
										186 H Marshall	3	2
										191 H Austin Peay	2	3
						196 H La.-Lafayette	1	3				
						209 A Tennessee St.	2	3				
						220 A SMU	2	3				
						221 H Houston	1	3				
						222 A Toledo	1	3				
						280 H Alabama A&M	3	0				
						282 A Southern Miss.	3	2				
						282 H Southern Miss.	3	2				
						288 A Tulane	3	1				
						318 A East Carolina	3	1				
						318 H East Carolina	3	1				
						209 A Tennessee St.	2	3				
						282 H Southern Miss.	3	2				
						54 H Tulsa	0	3				
						186 A Marshall	3	2				
						318 A East Carolina	3	1				
						186 H Marshall	3	2				
						220 A SMU	2	3				

Non-Div. I Games:

Memphis

Average RPI Win:	261	WON-LOST	WINNING	LAST 10	STRENGTH OF	OPP. STRENGTH	TEAM	ADJ	CONF.	ADJ CONF.	
Average RPI Loss:	150	RECORD	PCT. RANK	GAMES	SCHEDULE	OF SCHEDULE	RPI	RPI	RPI	RPI	
DIV. I ONLY	10- 15	.4	217	5- 5	247	234	245	.42167	237	23	23
DIV. I NON-CONF.	3- 8	.27273	264	0- 0	186	239	261	.41089	257	21	21
<hr/>											
TOTALS	RPI 1-25	RPI 26-50		W-L RECORDS		RPI 51-100		RPI 101-150		RPI 150+	
10- 15	0- 0	0- 0		OVERALL		0- 4		1- 5		9- 6	
7- 4	0- 0	0- 0		HOME		0- 1		0- 2		7- 1	
3- 8	0- 0	0- 0		AWAY		0- 2		1- 2		2- 4	
0- 3	0- 0	0- 0		NEUTRAL		0- 1		0- 1		0- 1	
<hr/>											
3- 8	0- 0	0- 0		NON-CONFERENCE		0- 2		0- 4		3- 2	
3- 1	0- 0	0- 0		HOME		0- 0		0- 1		3- 0	
0- 4	0- 0	0- 0		AWAY		0- 1		0- 2		0- 1	
0- 3	0- 0	0- 0		NEUTRAL		0- 1		0- 1		0- 1	
<hr/>											
7- 7	0- 0	0- 0		CONFERENCE		0- 2		1- 1		6- 4	
4- 3	0- 0	0- 0		HOME		0- 1		0- 1		4- 1	
3- 4	0- 0	0- 0		AWAY		0- 1		1- 0		2- 3	
0- 0	0- 0	0- 0		NEUTRAL		0- 0		0- 0		0- 0	
<hr/>											
RPI S	Opponent	Score	RPI S	Opponent	Score	RPI S	Opponent	Score	RPI S	Opponent	Score
						64 A	Virginia Tech	0 3	118 A	Northeastern	0 3
						70 A	Yale	0 3	120 A	Connecticut	0 3
						70 H	Yale	0 3	137 H	Northern Ky.	0 3
						85 N	Towson	0 3	143 N	Boston College	0 3
						148 A	Columbia	3 0			
						148 H	Columbia	1 3			
						175 N	Middle Tenn.	2 3			
						189 A	Princeton	0 3			
						189 H	Princeton	2 3			
						195 A	Penn	0 3			
						195 H	Penn	3 2			
						247 A	New Hampshire	2 3			
						256 A	Cornell	3 1			
						256 H	Cornell	3 0			
						259 H	Manhattan	3 0			
						274 A	Brown	3 1			
						274 H	Brown	3 0			
						300 A	Dartmouth	2 3			
						300 H	Dartmouth	3 1			
						316 H	Holy Cross	3 1			
327 H	Providence	3 0									
			LAST 10 GAMES								
			274 A	Brown	3 1	195 A	Penn	0 3			
			70 A	Yale	0 3	300 H	Dartmouth	3 1			
			256 H	Cornell	3 0	148 A	Columbia	3 0			
			148 H	Columbia	1 3	256 A	Cornell	3 1			
			189 A	Princeton	0 3	70 H	Yale	0 3			

Non-Div. I Games:

Harvard

Average RPI Win:	162	WON-LOST	WINNING	LAST 10	STRENGTH OF	OPP. STRENGTH	TEAM	ADJ	CONF.	ADJ CONF.		
Average RPI Loss:	109	RECORD	PCT. RANK	GAMES	SCHEDULE	OF SCHEDULE	RPI	RPI	RPI	RPI		
DIV. I ONLY		4- 24	.14286	310	0- 10	107	91	264	.42105	238	7	7
DIV. I NON-CONF.		3- 10	.23077	277	0- 0	161	91	253	.42598	243	8	8
<hr/>												
TOTALS	RPI 1-25	RPI 26-50		W-L RECORDS		RPI 51-100		RPI 101-150		RPI 150+		
4- 24	0- 0	1- 2		OVERALL		1- 10		0- 8		2- 4		
2- 10	0- 0	1- 1		HOME		1- 3		0- 3		0- 3		
0- 10	0- 0	0- 1		AWAY		0- 6		0- 2		0- 1		
2- 4	0- 0	0- 0		NEUTRAL		0- 1		0- 3		2- 0		
<hr/>												
3- 10	0- 0	0- 0		NON-CONFERENCE		1- 4		0- 4		2- 2		
1- 3	0- 0	0- 0		HOME		1- 0		0- 1		0- 2		
0- 3	0- 0	0- 0		AWAY		0- 3		0- 0		0- 0		
2- 4	0- 0	0- 0		NEUTRAL		0- 1		0- 3		2- 0		
<hr/>												
1- 14	0- 0	1- 2		CONFERENCE		0- 6		0- 4		0- 2		
1- 7	0- 0	1- 1		HOME		0- 3		0- 2		0- 1		
0- 7	0- 0	0- 1		AWAY		0- 3		0- 2		0- 1		
0- 0	0- 0	0- 0		NEUTRAL		0- 0		0- 0		0- 0		
<hr/>												
RPI	S	Opponent	Score	RPI	S	Opponent	Score	RPI	S	Opponent	Score	
				34	A	Colorado St.	0 3	51	A	Baylor	1 3	
				34	H	Colorado St.	0 3	76	A	UNLV	0 3	
				40	H	San Diego St.	3 2	76	H	UNLV	2 3	
								77	N	Portland St.	0 3	
								80	A	Utah	0 3	
								81	A	Pacific	0 3	
								89	H	Texas Tech	3 2	
								90	A	Fresno St.	0 3	
								90	H	Fresno St.	0 3	
								94	A	Wyoming	2 3	
								94	H	Wyoming	0 3	

Non-Div. I Games:

Nevada

Average RPI Win: 271		WON-LOST RECORD		WINNING PCT. RANK		LAST 10 GAMES		STRENGTH OF SCHEDULE		OPP. STRENGTH OF SCHEDULE		TEAM RPI		ADJ RPI		CONF. RPI		ADJ CONF. RPI			
Average RPI Loss: 148																					
DIV. I ONLY		14- 18		.4375 202		6- 4		260		242		234		.42083 239		20		21			
DIV. I NON-CONF.		6- 9		.4 217		0- 0		295		273		271		.394 268		22		22			
TOTALS		RPI 1-25		RPI 26-50		W-L RECORDS		RPI 51-100		RPI 101-150		RPI 150+									
14- 18		0- 0		0- 0		OVERALL		0- 5		0- 6		14- 7									
10- 3		0- 0		0- 0		HOME		0- 1		0- 1		10- 1									
3- 8		0- 0		0- 0		AWAY		0- 3		0- 2		3- 3									
1- 7		0- 0		0- 0		NEUTRAL		0- 1		0- 3		1- 3									
6- 9		0- 0		0- 0		NON-CONFERENCE		0- 1		0- 4		6- 4									
5- 0		0- 0		0- 0		HOME		0- 0		0- 0		5- 0									
0- 3		0- 0		0- 0		AWAY		0- 1		0- 1		0- 1									
1- 6		0- 0		0- 0		NEUTRAL		0- 0		0- 3		1- 3									
8- 9		0- 0		0- 0		CONFERENCE		0- 4		0- 2		8- 3									
5- 3		0- 0		0- 0		HOME		0- 1		0- 1		5- 1									
3- 5		0- 0		0- 0		AWAY		0- 2		0- 1		3- 2									
0- 1		0- 0		0- 0		NEUTRAL		0- 1		0- 0		0- 0									
RPI S	Opponent	Score		RPI S	Opponent	Score		RPI S	Opponent	Score		RPI S	Opponent	Score							
								55 A	Col. of Charleston	0	3	107 A	Indiana	1	3						
								55 N	Col. of Charleston	1	3	110 A	Samford	1	3						
								57 A	Clemson	0	3	110 H	Samford	0	3						
								73 H	Ga. Southern	0	3	135 N	East Tenn. St.	0	3						
								87 A	Furman	1	3	141 N	Valparaiso	0	3						
												149 N	Troy	1	3						
												198 H	Wofford	3	2						
												206 A	Kennesaw St.	1	3						
												207 H	Davidson	3	1						
												209 N	Tennessee St.	1	3						
												214 A	UNC Greensboro	1	3						
												214 H	UNC Greensboro	3	2						
												216 A	Elon	0	3						
												216 H	Elon	3	2						
												232 N	Charlotte	0	3						
												240 N	Miami (OH)	2	3						
												267 A	Western Caro.	3	0						
												267 H	Western Caro.	1	3						
												273 H	USC Upstate	3	1						
												280 H	Alabama A&M	3	1						
												283 A	Appalachian St.	3	1						
												283 H	Appalachian St.	3	0						
												303 H	Tennessee Tech	3	0						
												306 A	Citadel	3	2						
												313 H	Alabama St.	3	0						
												314 N	N.C. Central	3	0						
												330 H	Alcorn	3	0						
LAST 10 GAMES																					
						55 N	Col. of Charleston	1	3	110 A	Samford	1	3	303 H	Tennessee Tech	3	0				
						283 A	Appalachian St.	3	1	87 A	Furman	1	3	306 A	Citadel	3	2				
						267 A	Western Caro.	3	0	73 H	Ga. Southern	0	3	313 H	Alabama St.	3	0				
						216 H	Elon	3	2	207 H	Davidson	3	1	314 N	N.C. Central	3	0				
						214 H	UNC Greensboro	3	2	306 A	Citadel	3	2	330 H	Alcorn	3	0				

Non-Div. I Games:

Chattanooga

Average RPI Win: 222		WON-LOST RECORD		WINNING PCT. RANK		LAST 10 GAMES		STRENGTH OF SCHEDULE		OPP. STRENGTH OF SCHEDULE		TEAM RPI		ADJ RPI		CONF. RPI		ADJ CONF. RPI					
DIV. I ONLY		9- 20		.31034 268		4- 6		199		119		244		.42028 240		11		11					
DIV. I NON-CONF.		5- 8		.38462 229		0- 0		175		140		224		.45443 218		11		11					
TOTALS		RPI 1-25		RPI 26-50		W-L RECORDS		RPI 51-100		RPI 101-150		RPI 150+											
9- 20		0- 1		0- 0		OVERALL		1- 6		1- 6		7- 7											
5- 7		0- 0		0- 0		HOME		0- 3		1- 1		4- 3											
2- 9		0- 1		0- 0		AWAY		1- 3		0- 2		1- 3											
2- 4		0- 0		0- 0		NEUTRAL		0- 0		0- 3		2- 1											
5- 8		0- 1		0- 0		NON-CONFERENCE		0- 1		0- 4		5- 2											
3- 1		0- 0		0- 0		HOME		0- 1		0- 0		3- 0											
0- 3		0- 1		0- 0		AWAY		0- 0		0- 1		0- 1											
2- 4		0- 0		0- 0		NEUTRAL		0- 0		0- 3		2- 1											
4- 12		0- 0		0- 0		CONFERENCE		1- 5		1- 2		2- 5											
2- 6		0- 0		0- 0		HOME		0- 2		1- 1		1- 3											
2- 6		0- 0		0- 0		AWAY		1- 3		0- 1		1- 2											
0- 0		0- 0		0- 0		NEUTRAL		0- 0		0- 0		0- 0											
RPI	S	Opponent		Score		RPI	S	Opponent		Score		RPI	S	Opponent		Score							
7	A	Minnesota		0 3								106	N	IUPUI		1 3							
								52 A Bowling Green		0 3		107	A	Indiana		0 3							
								53 H Xavier		2 3		108	H	Northern Ill.		0 3							
								62 A Ohio		1 3		127	N	LIU Brooklyn		0 3							
								62 H Ohio		0 3		128	A	Central Mich.		1 3							
								69 A Western Mich.		0 3		131	H	Ball St.		3 2							
								98 A Eastern Mich.		3 0		141	N	Valparaiso		0 3							
												153	N	Albany (NY)		2 3							
												166	H	Temple		3 1							
												169	A	Akron		2 3							
												169	H	Akron		0 3							
												186	A	Marshall		2 3							
												222	H	Toledo		3 0							
												228	A	Buffalo		0 3							
												228	H	Buffalo		0 3							
												235	A	Kent St.		3 1							
												235	H	Kent St.		2 3							
												239	N	Chattanooga		3 2							
												284	H	Indiana St.		3 2							
												302	N	Wright St.		3 0							
												319	H	Chicago St.		3 0							
LAST 10 GAMES																							
69 A Western Mich.						0 3						62 A Ohio						1 3					
52 H Bowling Green						0 3						131 H Ball St.						3 2					
228 H Buffalo						0 3						222 H Toledo						3 0					
169 H Akron						0 3						98 A Eastern Mich.						3 0					
235 A Kent St.						3 1						128 A Central Mich.						1 3					

Non-Div. I Games:

Miami (OH)

Average RPI Win: 265		WON-LOST	WINNING	LAST 10	STRENGTH OF		OPP. STRENGTH	TEAM	ADJ	CONF.	ADJ CONF.
Average RPI Loss: 134		RECORD	PCT. RANK	GAMES	SCHEDULE		OF SCHEDULE	RPI	RPI	RPI	RPI
DIV. I ONLY		10- 22	.3125	267	1- 9		171	213	250	.41964	241
DIV. I NON-CONF.		8- 6	.57143	139	0- 0		246	281	196	.46999	192
TOTALS		RPI 1-25	RPI 26-50		W-L RECORDS		RPI 51-100		RPI 101-150		RPI 150+
10- 22	0- 0	0- 2		OVERALL		0- 4		1- 10		9- 6	
6- 9	0- 0	0- 1		HOME		0- 2		0- 3		6- 3	
1- 10	0- 0	0- 1		AWAY		0- 2		0- 5		1- 2	
3- 3	0- 0	0- 0		NEUTRAL		0- 0		1- 2		2- 1	
8- 6	0- 0	0- 0		NON-CONFERENCE		0- 0		1- 4		7- 2	
5- 1	0- 0	0- 0		HOME		0- 0		0- 0		5- 1	
0- 2	0- 0	0- 0		AWAY		0- 0		0- 2		0- 0	
3- 3	0- 0	0- 0		NEUTRAL		0- 0		1- 2		2- 1	
2- 16	0- 0	0- 2		CONFERENCE		0- 4		0- 6		2- 4	
1- 8	0- 0	0- 1		HOME		0- 2		0- 3		1- 2	
1- 8	0- 0	0- 1		AWAY		0- 2		0- 3		1- 2	
0- 0	0- 0	0- 0		NEUTRAL		0- 0		0- 0		0- 0	
RPI S	Opponent	Score	RPI S	Opponent	Score	RPI S	Opponent	Score	RPI S	Opponent	Score
			49 A	Central Ark.	0 3	99 A	Oral Roberts	0 3	101 A	Alabama	0 3
			49 H	Central Ark.	0 3	99 H	Oral Roberts	0 3	109 A	A&M-Corpus Christi	1 3
						100 A	Sam Houston St.	0 3	109 H	A&M-Corpus Christi	1 3
						100 H	Sam Houston St.	1 3	111 A	North Texas	0 3
									114 A	Northwestern St.	1 3
									114 H	Northwestern St.	2 3
									130 A	Stephen F. Austin	1 3
									130 H	Stephen F. Austin	1 3
									135 N	East Tenn. St.	3 1
									139 N	Houston Baptist	1 3
									147 N	UMKC	1 3
									154 H	Texas St.	0 3
									190 A	Nicholls St.	1 3
									190 H	Nicholls St.	2 3
									191 N	Austin Peay	0 3
									196 H	La.-Lafayette	3 1
									244 A	Southeastern La.	3 2
									244 H	Southeastern La.	1 3
									271 A	McNeese St.	0 3
									271 H	McNeese St.	3 0
									288 H	Tulane	3 2
									293 N	Prairie View	3 1
									298 H	New Orleans	3 0
									301 H	South Carolina St.	3 0
									308 H	Louisiana Tech	3 1
									313 N	Alabama St.	3 0
LAST 10 GAMES			100 A	Sam Houston St.	0 3	244 H	Southeastern La.	1 3	298 H	New Orleans	3 0
			109 A	A&M-Corpus Christi	1 3	130 A	Stephen F. Austin	1 3	301 H	South Carolina St.	3 0
			99 H	Oral Roberts	0 3	114 A	Northwestern St.	1 3	308 H	Louisiana Tech	3 1
			49 H	Central Ark.	0 3	190 H	Nicholls St.	2 3	313 N	Alabama St.	3 0
			271 H	McNeese St.	3 0	100 H	Sam Houston St.	1 3			

Non-Div. I Games:

Lamar

[illegible]

Non-Div. I Games:

Iona

Average RPI Win:	221	WON-LOST	WINNING	LAST 10	STRENGTH OF	OPP. STRENGTH	TEAM	ADJ	CONF.	ADJ CONF.							
Average RPI Loss:	134	RECORD	PCT. RANK	GAMES	SCHEDULE	OF SCHEDULE	RPI	RPI	RPI	RPI							
DIV. I ONLY	4- 20	.16667	305	2- 8	86	180	258	.41536	243	19	18						
DIV. I NON-CONF.	2- 10	.16667	297	0- 0	51	134	228	.45395	219	19	19						
<hr/>																	
TOTALS	RPI 1-25	RPI 26-50		W-L RECORDS		RPI 51-100		RPI 101-150		RPI 150+							
4- 20	0- 0	0- 0		OVERALL		0- 6		1- 7		3- 7							
3- 6	0- 0	0- 0		HOME		0- 1		0- 2		3- 3							
0- 10	0- 0	0- 0		AWAY		0- 3		0- 3		0- 4							
1- 4	0- 0	0- 0		NEUTRAL		0- 2		1- 2		0- 0							
<hr/>																	
2- 10	0- 0	0- 0		NON-CONFERENCE		0- 4		1- 4		1- 2							
1- 2	0- 0	0- 0		HOME		0- 0		0- 1		1- 1							
0- 4	0- 0	0- 0		AWAY		0- 2		0- 1		0- 1							
1- 4	0- 0	0- 0		NEUTRAL		0- 2		1- 2		0- 0							
<hr/>																	
2- 10	0- 0	0- 0		CONFERENCE		0- 2		0- 3		2- 5							
2- 4	0- 0	0- 0		HOME		0- 1		0- 1		2- 2							
0- 6	0- 0	0- 0		AWAY		0- 1		0- 2		0- 3							
0- 0	0- 0	0- 0		NEUTRAL		0- 0		0- 0		0- 0							
<hr/>																	
RPI S	Opponent	Score	RPI S	Opponent	Score	RPI S	Opponent	Score	RPI S	Opponent	Score						
						57 N	Clemson	0 3	106 A	IUPUI	0 3						
						63 A	Georgia Tech	0 3	110 H	Samford	0 3						
						71 A	Georgia	0 3	111 N	North Texas	0 3						
						73 N	Ga. Southern	1 3	118 A	Northeastern	0 3						
						85 A	Towson	0 3	131 N	Ball St.	0 3						
						85 H	Towson	0 3	142 A	Delaware	0 3						
									142 H	Delaware	1 3						
									149 N	Troy	3 0						
									151 A	Hofstra	0 3						
									164 A	UAB	1 3						
									192 A	James Madison	0 3						
									192 H	James Madison	0 3						
									200 H	William & Mary	1 3						
									208 H	South Ala.	2 3						
									225 H	Mercer	3 1						
									234 H	UNC Wilmington	3 2						
									277 A	George Mason	0 3						
									277 H	George Mason	3 0						
						<hr/>											
									LAST 10 GAMES								
			85 H	Towson	0 3	192 H	James Madison	0 3									
			142 H	Delaware	1 3	200 H	William & Mary	1 3									
			118 A	Northeastern	0 3	234 H	UNC Wilmington	3 2									
			151 A	Hofstra	0 3	142 A	Delaware	0 3									
			277 H	George Mason	3 0	85 A	Towson	0 3									

Non-Div. I Games:

Georgia St.

Average RPI Win:	263	WON-LOST RECORD	WINNING PCT. RANK	LAST 10 GAMES	STRENGTH OF SCHEDULE	OPP. STRENGTH OF SCHEDULE	TEAM RPI	ADJ RPI	CONF. RPI	ADJ CONF. RPI	
DIV. I ONLY		11- 19	.36667 235	3- 7	201	245	237	.41532 244	14	13	
DIV. I NON-CONF.		6- 5	.54545 149	1- 0	315	329	264	.39814 265	17	18	
<hr/>											
TOTALS	RPI 1-25	RPI 26-50		W-L RECORDS		RPI 51-100		RPI 101-150		RPI 150+	
11- 19	0- 0	0- 3		OVERALL		0- 4		2- 4		9- 8	
7- 8	0- 0	0- 1		HOME		0- 2		1- 2		6- 3	
4- 8	0- 0	0- 2		AWAY		0- 2		1- 2		3- 2	
0- 3	0- 0	0- 0		NEUTRAL		0- 0		0- 0		0- 3	
<hr/>											
6- 5	0- 0	0- 0		NON-CONFERENCE		0- 0		0- 0		6- 5	
5- 1	0- 0	0- 0		HOME		0- 0		0- 0		5- 1	
1- 1	0- 0	0- 0		AWAY		0- 0		0- 0		1- 1	
0- 3	0- 0	0- 0		NEUTRAL		0- 0		0- 0		0- 3	
<hr/>											
5- 14	0- 0	0- 3		CONFERENCE		0- 4		2- 4		3- 3	
2- 7	0- 0	0- 1		HOME		0- 2		1- 2		1- 2	
3- 7	0- 0	0- 2		AWAY		0- 2		1- 2		2- 1	
0- 0	0- 0	0- 0		NEUTRAL		0- 0		0- 0		0- 0	
<hr/>											
RPI S	Opponent	Score	RPI S	Opponent	Score	RPI S	Opponent	Score	RPI S	Opponent	Score
			49 A	Central Ark.	2 3	99 A	Oral Roberts	1 3	109 A	A&M-Corpus Christi	0 3
			49 A	Central Ark.	1 3	99 H	Oral Roberts	1 3	109 H	A&M-Corpus Christi	1 3
			49 H	Central Ark.	1 3	100 A	Sam Houston St.	0 3	114 A	Northwestern St.	1 3
						100 H	Sam Houston St.	0 3	114 H	Northwestern St.	0 3
									130 A	Stephen F. Austin	3 2
									130 H	Stephen F. Austin	3 2
									163 N	South Dakota	0 3
									190 A	Nicholls St.	0 3
									190 H	Nicholls St.	1 3
									209 N	Tennessee St.	1 3
									219 N	Jacksonville St.	0 3
									241 A	Lamar	3 1
									241 H	Lamar	2 3
									252 A	Jackson St.	1 3
									262 H	Weber St.	1 3
									271 A	McNeese St.	3 2
									271 H	McNeese St.	3 1
									279 H	Tex.-Pan American	3 0
									297 H	Texas Southern	3 0
									308 H	Louisiana Tech	3 0
									313 A	Alabama St.	3 1
									324 H	Southern U.	3 0
									326 H	Grambling	3 0
<hr/>											
			LAST 10 GAMES								
			49 A	Central Ark.	1 3	114 H	Northwestern St.	0 3			
			190 H	Nicholls St.	1 3	130 H	Stephen F. Austin	3 2			
			297 H	Texas Southern	3 0	241 A	Lamar	3 1			
			109 A	A&M-Corpus Christi	0 3	49 H	Central Ark.	1 3			
			100 A	Sam Houston St.	0 3	99 H	Oral Roberts	1 3			

Non-Div. I Games:

Southeastern La.

Average RPI Win: 182		WON-LOST	WINNING	LAST 10	STRENGTH OF	OPP. STRENGTH	TEAM	ADJ	CONF.	ADJ CONF.					
Average RPI Loss: 138		RECORD	PCT. RANK	GAMES	SCHEDULE	OF SCHEDULE	RPI	RPI	RPI	RPI					
DIV. I ONLY		6- 22	.21429	297	2- 8	105	165	252	.41481	245	16	17			
DIV. I NON-CONF.		2- 7	.22222	279	0- 0	45	113	182	.48447	174	14	13			
<hr/>															
TOTALS		RPI 1-25		RPI 26-50		W-L RECORDS		RPI 51-100		RPI 101-150		RPI 150+			
6- 22		0- 0		0- 1		OVERALL		2- 11		0- 2		4- 8			
4- 8		0- 0		0- 0		HOME		2- 5		0- 0		2- 3			
1- 11		0- 0		0- 1		AWAY		0- 4		0- 1		1- 5			
1- 3		0- 0		0- 0		NEUTRAL		0- 2		0- 1		1- 0			
2- 7		0- 0		0- 1		NON-CONFERENCE		1- 4		0- 2		1- 0			
1- 2		0- 0		0- 0		HOME		1- 2		0- 0		0- 0			
0- 2		0- 0		0- 1		AWAY		0- 0		0- 1		0- 0			
1- 3		0- 0		0- 0		NEUTRAL		0- 2		0- 1		1- 0			
4- 15		0- 0		0- 0		CONFERENCE		1- 7		0- 0		3- 8			
3- 6		0- 0		0- 0		HOME		1- 3		0- 0		2- 3			
1- 9		0- 0		0- 0		AWAY		0- 4		0- 0		1- 5			
0- 0		0- 0		0- 0		NEUTRAL		0- 0		0- 0		0- 0			
RPI	S	Opponent	Score	RPI	S	Opponent	Score	RPI	S	Opponent	Score	RPI	S	Opponent	Score
				40	A	San Diego St.	0 3	77	A	Portland St.	1 3	126	A	Idaho	1 3
								77	H	Portland St.	2 3	132	N	Washington St.	0 3
								81	N	Pacific	2 3	165	A	North Dakota	0 3
								82	A	Northern Colo.	1 3	165	H	North Dakota	0 3
								82	H	Northern Colo.	3 1	174	A	Montana St.	3 2
								85	H	Towson	3 2	187	A	Sacramento St.	2 3
								87	H	Furman	1 3	187	H	Sacramento St.	3 1
								88	A	Northern Ariz.	0 3	233	A	Southern Utah	0 3
								88	H	Northern Ariz.	0 3	233	H	Southern Utah	2 3
								89	H	Texas Tech	1 3	262	A	Weber St.	2 3
								93	N	Utah St.	2 3	262	H	Weber St.	2 3
								96	A	Idaho St.	0 3	276	N	Sacred Heart	3 0
								96	H	Idaho St.	2 3	287	A	Eastern Wash.	0 3
												287	H	Eastern Wash.	3 0
<hr/>															
LAST 10 GAMES															
				187	A	Sacramento St.	2 3	77	A	Portland St.	1 3				
				233	H	Southern Utah	2 3	287	A	Eastern Wash.	0 3				
				88	H	Northern Ariz.	0 3	82	H	Northern Colo.	3 1				
				262	A	Weber St.	2 3	165	H	North Dakota	0 3				
				96	A	Idaho St.	0 3	174	A	Montana St.	3 2				

Non-Div. I Games:

Montana

Average RPI Win:		270	WON-LOST RECORD		WINNING PCT. RANK		LAST 10 GAMES		STRENGTH OF SCHEDULE		OPP. STRENGTH OF SCHEDULE		TEAM RPI		ADJ RPI		CONF. RPI		ADJ CONF. RPI	
DIV. I ONLY			15- 14		.51724 156		4- 6		295		261		236		.4137 247		29		30	
DIV. I NON-CONF.			8- 8		.5 158		0- 0		231		219		211		.45311 221		26		28	
TOTALS		RPI 1-25		RPI 26-50		W-L RECORDS		RPI 51-100		RPI 101-150		RPI 150+								
15- 14		0- 1		0- 0		OVERALL		0- 1		0- 2		15- 10								
8- 4		0- 0		0- 0		HOME		0- 0		0- 1		8- 3								
4- 7		0- 0		0- 0		AWAY		0- 0		0- 1		4- 6								
3- 3		0- 1		0- 0		NEUTRAL		0- 1		0- 0		3- 1								
8- 8		0- 1		0- 0		NON-CONFERENCE		0- 1		0- 2		8- 4								
4- 2		0- 0		0- 0		HOME		0- 0		0- 1		4- 1								
1- 3		0- 0		0- 0		AWAY		0- 0		0- 1		1- 2								
3- 3		0- 1		0- 0		NEUTRAL		0- 1		0- 0		3- 1								
7- 6		0- 0		0- 0		CONFERENCE		0- 0		0- 0		7- 6								
4- 2		0- 0		0- 0		HOME		0- 0		0- 0		4- 2								
3- 4		0- 0		0- 0		AWAY		0- 0		0- 0		3- 4								
0- 0		0- 0		0- 0		NEUTRAL		0- 0		0- 0		0- 0								
RPI	S	Opponent		Score		RPI	S	Opponent		Score		RPI	S	Opponent		Score				
13	N	BYU		0 3								118	H	Northeastern		0 3				
												129	A	Rutgers		0 3				
												153	A	Albany (NY)		0 3				
												153	A	Albany (NY)		1 3				
												153	H	Albany (NY)		2 3				
												172	A	George Washington		1 3				
												189	N	Princeton		3 2				
												200	H	William & Mary		2 3				
												205	A	Villanova		2 3				
												223	N	Rhode Island		2 3				
												237	H	Harvard		3 2				
												242	N	Iona		3 0				
												246	A	UMBC		3 2				
												246	H	UMBC		3 2				
												248	H	Central Conn. St.		3 2				
												250	A	Binghamton		3 1				
												250	H	Binghamton		2 3				
												254	A	Stony Brook		1 3				
												254	H	Stony Brook		3 1				
												258	N	Robert Morris		3 0				
												300	H	Dartmouth		3 0				
												305	A	Hartford		2 3				
												305	H	Hartford		3 0				
												307	A	Bryant		3 1				
												316	H	Holy Cross		3 0				
												327	A	Providence		3 0				
												327	H	Providence		3 0				
LAST 10 GAMES						LAST 10 GAMES						LAST 10 GAMES								

Non-Div. I Games:

New Hampshire

Average RPI Win:	295	WON-LOST	WINNING	LAST 10	STRENGTH OF	OPP. STRENGTH	TEAM	ADJ	CONF.	ADJ CONF.	
Average RPI Loss:	205	RECORD	PCT. RANK	GAMES	SCHEDULE	OF SCHEDULE	RPI	RPI	RPI	RPI	
DIV. I ONLY	18- 13	.58065	121	7- 3	305	311	238	.41245	248	31	31
DIV. I NON-CONF.	4- 8	.33333	244	0- 0	308	274	290	.35544	293	31	31
<hr/>											
TOTALS	RPI 1-25	RPI 26-50		W-L RECORDS		RPI 51-100		RPI 101-150		RPI 150+	
18- 13	0- 0	0- 0		OVERALL		0- 0		0- 4		18- 9	
7- 4	0- 0	0- 0		HOME		0- 0		0- 2		7- 2	
7- 6	0- 0	0- 0		AWAY		0- 0		0- 2		7- 4	
4- 3	0- 0	0- 0		NEUTRAL		0- 0		0- 0		4- 3	
<hr/>											
4- 8	0- 0	0- 0		NON-CONFERENCE		0- 0		0- 1		4- 7	
1- 2	0- 0	0- 0		HOME		0- 0		0- 1		1- 1	
1- 3	0- 0	0- 0		AWAY		0- 0		0- 0		1- 3	
2- 3	0- 0	0- 0		NEUTRAL		0- 0		0- 0		2- 3	
<hr/>											
14- 5	0- 0	0- 0		CONFERENCE		0- 0		0- 3		14- 2	
6- 2	0- 0	0- 0		HOME		0- 0		0- 1		6- 1	
6- 3	0- 0	0- 0		AWAY		0- 0		0- 2		6- 1	
2- 0	0- 0	0- 0		NEUTRAL		0- 0		0- 0		2- 0	
<hr/>											
RPI S	Opponent	Score	RPI S	Opponent	Score	RPI S	Opponent	Score	RPI S	Opponent	Score
						113 H St. John's (NY)			1	3	
						127 A LIU Brooklyn			0	3	
						127 A LIU Brooklyn			1	3	
						127 H LIU Brooklyn			2	3	
						166 A Temple			1	3	
						188 A West Virginia			0	3	
						200 N William & Mary			3	2	
						247 A New Hampshire			2	3	
						251 N Loyola Maryland			1	3	
						256 N Cornell			1	3	
						258 A Robert Morris			1	3	
						258 H Robert Morris			0	3	
						258 N Robert Morris			3	1	
						269 N Navy			0	3	
						274 H Brown			0	3	
						276 A Sacred Heart			3	1	
						276 H Sacred Heart			3	0	
						278 A Saint Francis (PA)			3	1	
						278 H Saint Francis (PA)			3	1	
						278 N Saint Francis (PA)			3	1	
						305 A Hartford			3	1	
						307 A Bryant			3	1	
						307 H Bryant			3	1	
						311 A Fairleigh Dickinson			3	1	
						311 H Fairleigh Dickinson			3	0	
316 H Holy Cross			3	0							
316 N Holy Cross			3	2							
<hr/>											
			LAST 10 GAMES								
127 A LIU Brooklyn			1	3	258 A Robert Morris			1	3	307 H Bryant	
258 N Robert Morris			3	1	278 A Saint Francis (PA)			3	1	311 A Fairleigh Dickinson	
322 A Quinnipiac			3	0	311 H Fairleigh Dickinson			3	0	311 H Fairleigh Dickinson	
307 H Bryant			3	1	323 H St. Francis (NY)			3	0	316 H Holy Cross	
127 H LIU Brooklyn			2	3	276 H Sacred Heart			3	0	316 N Holy Cross	

Non-Div. I Games:

Central Conn. St.

RPI	S	Opponent	Score	
322	A	Quinnipiac	3	0
322	H	Quinnipiac	3	0
323	A	St. Francis (NY)	3	0
323	H	St. Francis (NY)	3	0

Central Conn. St.
.
S
t
.

C
e
n
t
r
a
l
C
o
n
n
.
S
t
.

Average RPI Win:	289	WON-LOST RECORD	WINNING PCT. RANK	LAST 10 GAMES	STRENGTH OF SCHEDULE	OPP. STRENGTH OF SCHEDULE	TEAM RPI	ADJ RPI	CONF. RPI	ADJ CONF. RPI	
DIV. I ONLY		19- 14	.57576 124	7- 3	302	312	232	.41013 249	32	32	
DIV. I NON-CONF.		5- 9	.35714 240	0- 0	216	253	252	.41 258	32	32	
<hr/>											
TOTALS	RPI 1-25	RPI 26-50		W-L RECORDS	RPI 51-100		RPI 101-150		RPI 150+		
19- 14	0- 0	0- 1		OVERALL	0- 1		0- 1		19- 11		
6- 1	0- 0	0- 0		HOME	0- 0		0- 0		6- 1		
7- 4	0- 0	0- 0		AWAY	0- 0		0- 0		7- 4		
6- 9	0- 0	0- 1		NEUTRAL	0- 1		0- 1		6- 6		
<hr/>											
5- 9	0- 0	0- 1		NON-CONFERENCE	0- 1		0- 1		5- 6		
1- 0	0- 0	0- 0		HOME	0- 0		0- 0		1- 0		
2- 1	0- 0	0- 0		AWAY	0- 0		0- 0		2- 1		
2- 8	0- 0	0- 1		NEUTRAL	0- 1		0- 1		2- 5		
<hr/>											
14- 5	0- 0	0- 0		CONFERENCE	0- 0		0- 0		14- 5		
5- 1	0- 0	0- 0		HOME	0- 0		0- 0		5- 1		
5- 3	0- 0	0- 0		AWAY	0- 0		0- 0		5- 3		
4- 1	0- 0	0- 0		NEUTRAL	0- 0		0- 0		4- 1		
<hr/>											
RPI S	Opponent	Score	RPI S	Opponent	Score	RPI S	Opponent	Score	RPI S	Opponent	Score
			49 N	Central Ark.	0 3	51 N	Baylor	2 3	117 N	Arkansas St.	0 3
									158 A	UMES	1 3
									158 H	UMES	3 1
									158 N	UMES	2 3
									198 N	Wofford	1 3
									200 A	William & Mary	0 3
									214 N	UNC Greensboro	1 3
									216 N	Elon	0 3
									216 N	Elon	3 2
									257 N	Winthrop	2 3
									271 A	McNeese St.	3 1
									272 H	Radford	3 1
									279 N	Tex.-Pan American	0 3
									281 N	Fla. Atlantic	3 2
									286 A	Coppin St.	3 1
									286 H	Coppin St.	3 0
									289 A	Norfolk St.	3 2
									289 A	Norfolk St.	0 3
									289 H	Norfolk St.	0 3
									299 A	Morgan St.	3 0
									299 H	Morgan St.	3 0
			LAST 10 GAMES						301 N	South Carolina St.	3 1
			158 N	UMES	2 3	299 H	Morgan St.	3 0	301 N	South Carolina St.	3 0
			301 N	South Carolina St.	3 0	286 H	Coppin St.	3 0	309 A	Stetson	3 1
			158 H	UMES	3 1	289 H	Norfolk St.	0 3	314 A	N.C. Central	0 3
			317 H	Delaware St.	3 0	289 A	Norfolk St.	0 3	317 A	Delaware St.	3 0
			320 A	Howard	3 0	317 A	Delaware St.	3 0	317 H	Delaware St.	3 0

Non-Div. I Games:

Hampton

RPI	S	Opponent	Score	
320	A	Howard	3	0
320	H	Howard	3	0
320	N	Howard	3	0
321	N	Bethune-Cookman	3	2

Hampton

H
a
m
p
t
o
n

H
a
m
p
t
o
n

Average RPI Win:	253	WON-LOST RECORD	WINNING PCT. RANK	LAST 10 GAMES	STRENGTH OF SCHEDULE	OPP. STRENGTH OF SCHEDULE	TEAM RPI	ADJ RPI	CONF. RPI	ADJ CONF. RPI			
DIV. I ONLY		13- 17	.43333	203	7- 3	257	239	235	.40956	250	29	30	
DIV. I NON-CONF.		3- 13	.1875	291	0- 1	167	150	268	.38861	272	26	28	
<hr/>													
TOTALS	RPI 1-25	RPI 26-50		W-L RECORDS		RPI 51-100		RPI 101-150		RPI 150+			
13- 17	0- 1	0- 0		OVERALL		0- 3		0- 2		13- 11			
4- 2	0- 0	0- 0		HOME		0- 0		0- 0		4- 2			
7- 7	0- 0	0- 0		AWAY		0- 1		0- 1		7- 5			
2- 8	0- 1	0- 0		NEUTRAL		0- 2		0- 1		2- 4			
<hr/>													
3- 13	0- 1	0- 0		NON-CONFERENCE		0- 3		0- 2		3- 7			
0- 0	0- 0	0- 0		HOME		0- 0		0- 0		0- 0			
2- 5	0- 0	0- 0		AWAY		0- 1		0- 1		2- 3			
1- 8	0- 1	0- 0		NEUTRAL		0- 2		0- 1		1- 4			
<hr/>													
10- 4	0- 0	0- 0		CONFERENCE		0- 0		0- 0		10- 4			
4- 2	0- 0	0- 0		HOME		0- 0		0- 0		4- 2			
5- 2	0- 0	0- 0		AWAY		0- 0		0- 0		5- 2			
1- 0	0- 0	0- 0		NEUTRAL		0- 0		0- 0		1- 0			
<hr/>													
RPI S	Opponent	Score		RPI S	Opponent	Score		RPI S	Opponent	Score			
20 N	Ohio St.	0	3			51 N	Baylor	2	3	121 N	Seton Hall	2	3
						84 A	Maryland	0	3	143 A	Boston College	0	3
						89 N	Texas Tech	0	3	153 A	Albany (NY)	0	3
										153 A	Albany (NY)	3	0
										153 H	Albany (NY)	1	3
										155 N	UTEP	0	3
										167 A	Siena	3	1
										167 N	Siena	2	3
										169 A	Akron	2	3
										193 A	Syracuse	3	2
										199 N	Youngstown St.	2	3
										246 A	UMBC	1	3
										246 H	UMBC	3	0
										246 N	UMBC	3	2
										247 A	New Hampshire	3	2
										247 H	New Hampshire	1	3
										254 A	Stony Brook	3	2
										254 H	Stony Brook	3	2
										256 A	Cornell	2	3
										270 N	Fordham	3	0
										285 N	SIU Edwardsville	0	3
										288 A	Tulane	2	3
										305 A	Hartford	3	0
										305 H	Hartford	3	0
										327 A	Providence	3	2
										327 H	Providence	3	0

Average RPI Win:	289	WON-LOST RECORD	WINNING PCT. RANK	LAST 10 GAMES	STRENGTH OF SCHEDULE	OPP. STRENGTH OF SCHEDULE	TEAM RPI	ADJ RPI	CONF. RPI	ADJ CONF. RPI				
DIV. I ONLY		13- 15	.46429 192	3- 7	266	302	247	.40953 251	26	26				
DIV. I NON-CONF.		7- 4	.63636 106	0- 0	267	320	197	.46834 197	30	29				
<hr/>														
TOTALS	RPI 1-25	RPI 26-50		W-L RECORDS	RPI 51-100		RPI 101-150		RPI 150+					
13- 15	0- 0	0- 0		OVERALL	0- 1		0- 3		13- 11					
6- 6	0- 0	0- 0		HOME	0- 0		0- 1		6- 5					
3- 8	0- 0	0- 0		AWAY	0- 1		0- 2		3- 5					
4- 1	0- 0	0- 0		NEUTRAL	0- 0		0- 0		4- 1					
<hr/>														
7- 4	0- 0	0- 0		NON-CONFERENCE	0- 1		0- 1		7- 2					
3- 0	0- 0	0- 0		HOME	0- 0		0- 0		3- 0					
0- 3	0- 0	0- 0		AWAY	0- 1		0- 1		0- 1					
4- 1	0- 0	0- 0		NEUTRAL	0- 0		0- 0		4- 1					
<hr/>														
6- 11	0- 0	0- 0		CONFERENCE	0- 0		0- 2		6- 9					
3- 6	0- 0	0- 0		HOME	0- 0		0- 1		3- 5					
3- 5	0- 0	0- 0		AWAY	0- 0		0- 1		3- 4					
0- 0	0- 0	0- 0		NEUTRAL	0- 0		0- 0		0- 0					
<hr/>														
RPI S	Opponent	Score	RPI S	Opponent	Score	RPI S	Opponent	Score	RPI S	Opponent	Score			
						85 A	Towson	0 3	119 A	Duquesne	1 3			
						145 A	Fairfield	0 3						
						145 H	Fairfield	0 3						
						167 A	Siena	1 3						
						167 H	Siena	1 3						
						188 A	West Virginia	0 3						
						201 A	Canisius	0 3						
						201 H	Canisius	2 3						
						215 A	Niagara	1 3						
						215 H	Niagara	1 3						
						242 H	Iona	3 2						
						248 N	Central Conn. St.	3 1						
						259 A	Manhattan	0 3						
						259 H	Manhattan	2 3						
						263 A	Marist	3 2						
						263 H	Marist	2 3						
						278 N	Saint Francis (PA)	3 1						
						286 H	Coppin St.	3 0						
						289 N	Norfolk St.	3 0						
						290 H	Charleston So.	3 1						
						294 A	Rider	3 1						
									LAST 10 GAMES			294 H	Rider	3 2
												296 N	Bucknell	1 3
												299 H	Morgan St.	3 0
												325 A	Saint Peter's	3 0
325 H	Saint Peter's	3 0												
						327 N	Providence	3 2						

Non-Div. I Games:

Loyola Maryland

[illegible]

Non-Div. I Games:

Jackson St.

RPI	S	Opponent	Score	
324	H	Southern U.	3	0
324	H	Southern U.	3	0
326	A	Grambling	3	0
326	H	Grambling	3	0
326	N	Grambling	3	0
330	A	Alcorn	3	0
330	H	Alcorn	3	0

Jackson St.

J
a
c
k
s
o
n
S
t
.

J
a
c
k
s
o
n
S
t
.

Average RPI Win: 264		WON-LOST RECORD		WINNING PCT. RANK		LAST 10 GAMES		STRENGTH OF SCHEDULE		OPP. STRENGTH OF SCHEDULE		TEAM RPI		ADJ RPI		CONF. RPI		ADJ CONF. RPI	
DIV. I ONLY		6- 22		.21429 297		0- 10		123		185		261		.40695 253		12		12	
DIV. I NON-CONF.		5- 7		.41667 210		0- 0		153		223		206		.46481 203		15		15	
TOTALS		RPI 1-25		RPI 26-50		W-L RECORDS		RPI 51-100		RPI 101-150		RPI 150+							
6- 22		0- 1		0- 0		OVERALL		0- 4		0- 9		6- 8							
1- 9		0- 0		0- 0		HOME		0- 1		0- 3		1- 5							
2- 8		0- 1		0- 0		AWAY		0- 1		0- 3		2- 3							
3- 5		0- 0		0- 0		NEUTRAL		0- 2		0- 3		3- 0							
5- 7		0- 1		0- 0		NON-CONFERENCE		0- 2		0- 3		5- 1							
1- 1		0- 0		0- 0		HOME		0- 0		0- 0		1- 1							
1- 1		0- 1		0- 0		AWAY		0- 0		0- 0		1- 0							
3- 5		0- 0		0- 0		NEUTRAL		0- 2		0- 3		3- 0							
1- 15		0- 0		0- 0		CONFERENCE		0- 2		0- 6		1- 7							
0- 8		0- 0		0- 0		HOME		0- 1		0- 3		0- 4							
1- 7		0- 0		0- 0		AWAY		0- 1		0- 3		1- 3							
0- 0		0- 0		0- 0		NEUTRAL		0- 0		0- 0		0- 0							
RPI	S	Opponent		Score		RPI	S	Opponent		Score		RPI	S	Opponent		Score			
17	A	Kansas St.		0 3								106	A	IUPUI		0 3			
								54 N Tulsa		0 3		106	H	IUPUI		0 3			
								56 A IPFW		0 3		108	N	Northern Ill.		0 3			
								56 H IPFW		2 3		117	N	Arkansas St.		1 3			
								100 N Sam Houston St.		1 3		120	N	Connecticut		2 3			
												138	A	Oakland		0 3			
												138	H	Oakland		1 3			
												147	A	UMKC		2 3			
												147	H	UMKC		1 3			
												162	A	South Dakota St.		1 3			
												162	H	South Dakota St.		0 3			
												163	A	South Dakota		1 3			
												163	H	South Dakota		2 3			
												171	A	North Dakota St.		0 3			
												171	H	North Dakota St.		0 3			
												193	H	Syracuse		3 0			
												229	A	Western Ill.		3 2			
												229	H	Western Ill.		1 3			
												255	H	Drake		2 3			
												269	A	Navy		3 0			
												289	N	Norfolk St.		3 1			
												298	N	New Orleans		3 0			
												305	N	Hartford		3 0			
						LAST 10 GAMES													
						163 H South Dakota						2 3							
						147 H UMKC						1 3							
						56 A IPFW						0 3							
						138 A Oakland						0 3							
						229 H Western Ill.						1 3							
						106 H IUPUI						0 3							
						163 A South Dakota						1 3							
						171 A North Dakota St.						0 3							
						162 A South Dakota St.						1 3							
						138 H Oakland						1 3							

Non-Div. I Games:

Neb. Omaha

Average RPI Win:	282	WON-LOST RECORD	WINNING PCT. RANK	LAST 10 GAMES	STRENGTH OF SCHEDULE	OPP. STRENGTH OF SCHEDULE	TEAM RPI	ADJ RPI	CONF. RPI	ADJ CONF. RPI	
DIV. I ONLY		11- 14	.44 200	5- 5	270	279	253	.40644	254	29	30
DIV. I NON-CONF.		5- 8	.38462 229	0- 0	143	257	221	.4516	227	26	28
<hr/>											
TOTALS	RPI 1-25	RPI 26-50		W-L RECORDS	RPI 51-100		RPI 101-150		RPI 150+		
11- 14	0- 1	0- 0		OVERALL	0- 1		0- 3		11- 9		
3- 4	0- 0	0- 0		HOME	0- 0		0- 1		3- 3		
4- 6	0- 0	0- 0		AWAY	0- 1		0- 1		4- 4		
4- 4	0- 1	0- 0		NEUTRAL	0- 0		0- 1		4- 2		
5- 8	0- 1	0- 0		NON-CONFERENCE	0- 1		0- 3		5- 3		
0- 1	0- 0	0- 0		HOME	0- 0		0- 1		0- 0		
1- 3	0- 0	0- 0		AWAY	0- 1		0- 1		1- 1		
4- 4	0- 1	0- 0		NEUTRAL	0- 0		0- 1		4- 2		
6- 6	0- 0	0- 0		CONFERENCE	0- 0		0- 0		6- 6		
3- 3	0- 0	0- 0		HOME	0- 0		0- 0		3- 3		
3- 3	0- 0	0- 0		AWAY	0- 0		0- 0		3- 3		
0- 0	0- 0	0- 0		NEUTRAL	0- 0		0- 0		0- 0		
RPI S	Opponent	Score	RPI S	Opponent	Score	RPI S	Opponent	Score	RPI S	Opponent	Score
18 N	Texas A&M	0 3				70 A	Yale	0 3	107 N	Indiana	1 3
									121 A	Seton Hall	2 3
									127 H	LIU Brooklyn	1 3
									153 A	Albany (NY)	3 1
									153 H	Albany (NY)	1 3
									157 A	Army	2 3
									176 N	American	0 3
									246 A	UMBC	0 3
									246 H	UMBC	1 3
									247 A	New Hampshire	1 3
									247 H	New Hampshire	3 1
									250 A	Binghamton	2 3
									250 H	Binghamton	2 3
									256 N	Cornell	3 0
									264 N	NJIT	2 3
									270 A	Fordham	3 2
									296 N	Bucknell	3 2
									299 N	Morgan St.	3 0
									305 A	Hartford	3 1
									305 H	Hartford	3 1
									322 N	Quinnipiac	3 0
									327 A	Providence	3 0
									327 H	Providence	3 0
				LAST 10 GAMES							
				250 H Binghamton	2 3				153 A Albany (NY)	3 1	
				246 H UMBC	1 3				246 A UMBC	0 3	
				247 H New Hampshire	3 1				250 A Binghamton	2 3	
				327 H Providence	3 0				327 A Providence	3 0	
				305 A Hartford	3 1				247 A New Hampshire	1 3	

Non-Div. I Games:

Stony Brook

Average RPI Win: 255		WON-LOST	WINNING	LAST 10	STRENGTH OF	OPP. STRENGTH	TEAM	ADJ	CONF.	ADJ CONF.		
Average RPI Loss: 102		RECORD	PCT. RANK	GAMES	SCHEDULE	OF SCHEDULE	RPI	RPI	RPI	RPI		
DIV. I ONLY		5- 24	.17241	304	2- 8	142	90	269	.40613	255	10	10
DIV. I NON-CONF.		1- 10	.09091	309	0- 1	221	58	292	.3711	284	10	10
<hr/>												
TOTALS		RPI 1-25	RPI 26-50		W-L RECORDS		RPI 51-100		RPI 101-150		RPI 150+	
5- 24	0- 0	0- 7		OVERALL		0- 9		0- 2		5- 6		
3- 6	0- 0	0- 3		HOME		0- 3		0- 0		3- 0		
2- 12	0- 0	0- 3		AWAY		0- 4		0- 1		2- 4		
0- 6	0- 0	0- 1		NEUTRAL		0- 2		0- 1		0- 2		
<hr/>												
1- 10	0- 0	0- 1		NON-CONFERENCE		0- 3		0- 2		1- 4		
0- 0	0- 0	0- 0		HOME		0- 0		0- 0		0- 0		
1- 4	0- 0	0- 0		AWAY		0- 1		0- 1		1- 2		
0- 6	0- 0	0- 1		NEUTRAL		0- 2		0- 1		0- 2		
<hr/>												
4- 14	0- 0	0- 6		CONFERENCE		0- 6		0- 0		4- 2		
3- 6	0- 0	0- 3		HOME		0- 3		0- 0		3- 0		
1- 8	0- 0	0- 3		AWAY		0- 3		0- 0		1- 2		
0- 0	0- 0	0- 0		NEUTRAL		0- 0		0- 0		0- 0		
<hr/>												
RPI S	Opponent	Score	RPI S	Opponent	Score	RPI S	Opponent	Score	RPI S	Opponent	Score	
			29 A	Creighton	0 3	60 N	Auburn	0 3	104 A	New Mexico St.	1 3	
			29 H	Creighton	0 3	67 A	Wisconsin	0 3	128 N	Central Mich.	1 3	
			43 A	UNI	0 3	75 N	Cincinnati	0 3	171 A	North Dakota St.	1 3	
			43 H	UNI	1 3	86 A	Southern Ill.	1 3	171 N	North Dakota St.	1 3	
			44 A	Wichita St.	0 3	86 H	Southern Ill.	1 3	185 A	Green Bay	0 3	
			44 H	Wichita St.	0 3	91 A	Missouri St.	1 3	217 N	Milwaukee	0 3	
			47 N	Northwestern	0 3	91 H	Missouri St.	0 3	224 A	Evansville	1 3	
						92 A	Illinois St.	0 3	224 H	Evansville	3 0	
						92 H	Illinois St.	0 3	231 A	Bradley	1 3	
									231 H	Bradley	3 2	
									253 A	Neb. Omaha	3 2	
									284 A	Indiana St.	3 1	
									284 H	Indiana St.	3 1	
<hr/>												
LAST 10 GAMES												
			44 A	Wichita St.	0 3	43 A	UNI	0 3				
			91 A	Missouri St.	1 3	224 H	Evansville	3 0				
			284 H	Indiana St.	3 1	86 H	Southern Ill.	1 3				
			92 H	Illinois St.	0 3	29 H	Creighton	0 3				
			231 A	Bradley	1 3	171 A	North Dakota St.	1 3				

Non-Div. I Games:

Drake

Average RPI Win: 248		WON-LOST RECORD		WINNING PCT. RANK		LAST 10 GAMES		STRENGTH OF SCHEDULE		OPP. STRENGTH OF SCHEDULE		TEAM RPI		ADJ RPI		CONF. RPI		ADJ CONF. RPI	
DIV. I ONLY		9- 16		.36 240		5- 5		230		257		255		.40455 256		23		23	
DIV. I NON-CONF.		4- 7		.36364 235		1- 0		138		264		231		.44195 234		21		21	
TOTALS		RPI 1-25		RPI 26-50		W-L RECORDS		RPI 51-100		RPI 101-150		RPI 150+							
9- 16		0- 0		0- 0		OVERALL		0- 4		0- 3		9- 9							
6- 3		0- 0		0- 0		HOME		0- 1		0- 1		6- 1							
1- 9		0- 0		0- 0		AWAY		0- 1		0- 2		1- 6							
2- 4		0- 0		0- 0		NEUTRAL		0- 2		0- 0		2- 2							
4- 7		0- 0		0- 0		NON-CONFERENCE		0- 2		0- 1		4- 4							
2- 0		0- 0		0- 0		HOME		0- 0		0- 0		2- 0							
0- 3		0- 0		0- 0		AWAY		0- 0		0- 1		0- 2							
2- 4		0- 0		0- 0		NEUTRAL		0- 2		0- 0		2- 2							
5- 9		0- 0		0- 0		CONFERENCE		0- 2		0- 2		5- 5							
4- 3		0- 0		0- 0		HOME		0- 1		0- 1		4- 1							
1- 6		0- 0		0- 0		AWAY		0- 1		0- 1		1- 4							
0- 0		0- 0		0- 0		NEUTRAL		0- 0		0- 0		0- 0							
RPI	S	Opponent		Score	RPI	S	Opponent		Score	RPI	S	Opponent		Score					
							70	A Yale	1 3			102	A Colorado	0 3					
							70	H Yale	0 3			148	A Columbia	0 3					
							88	N Northern Ariz.	0 3			148	H Columbia	2 3					
							90	N Fresno St.	0 3			166	A Temple	0 3					
												179	H Colgate	3 2					
												189	A Princeton	1 3					
												189	H Princeton	3 1					
												195	A Penn	0 3					
												195	H Penn	3 1					
												237	A Harvard	0 3					
												237	H Harvard	1 3					
												248	N Central Conn. St.	3 1					
												250	H Binghamton	3 2					
												254	N Stony Brook	0 3					
												264	N NJIT	2 3					
												270	A Fordham	2 3					
												274	A Brown	1 3					
												274	H Brown	3 1					
												296	N Bucknell	3 2					
												300	A Dartmouth	3 0					
												300	H Dartmouth	3 2					
LAST 10 GAMES																			
							195	H Penn	3 1			274	A Brown	1 3					
							189	H Princeton	3 1			148	H Columbia	2 3					
							237	A Harvard	0 3			300	H Dartmouth	3 2					
							300	A Dartmouth	3 0			237	H Harvard	1 3					
							70	A Yale	1 3			250	H Binghamton	3 2					

Non-Div. I Games:

Cornell

Average RPI Win:	265	WON-LOST RECORD	WINNING PCT. RANK	LAST 10 GAMES	STRENGTH OF SCHEDULE	OPP. STRENGTH OF SCHEDULE	TEAM RPI	ADJ RPI	CONF. RPI	ADJ CONF. RPI							
Average RPI Loss:	184																
DIV. I ONLY	14- 16	.46667	186	5- 5	285	263	249	.40146	257	25	27						
DIV. I NON-CONF.	6- 9	.4	217	0- 1	271	238	255	.409	259	27	26						
<hr/>																	
TOTALS	RPI 1-25	RPI 26-50		W-L RECORDS		RPI 51-100		RPI 101-150		RPI 150+							
14- 16	0- 0	0- 0		OVERALL		0- 3		0- 1		14- 12							
8- 5	0- 0	0- 0		HOME		0- 1		0- 0		8- 4							
5- 5	0- 0	0- 0		AWAY		0- 1		0- 1		5- 3							
1- 6	0- 0	0- 0		NEUTRAL		0- 1		0- 0		1- 5							
<hr/>																	
6- 9	0- 0	0- 0		NON-CONFERENCE		0- 3		0- 0		6- 6							
4- 2	0- 0	0- 0		HOME		0- 1		0- 0		4- 1							
1- 2	0- 0	0- 0		AWAY		0- 1		0- 0		1- 1							
1- 5	0- 0	0- 0		NEUTRAL		0- 1		0- 0		1- 4							
<hr/>																	
8- 7	0- 0	0- 0		CONFERENCE		0- 0		0- 1		8- 6							
4- 3	0- 0	0- 0		HOME		0- 0		0- 0		4- 3							
4- 3	0- 0	0- 0		AWAY		0- 0		0- 1		4- 2							
0- 1	0- 0	0- 0		NEUTRAL		0- 0		0- 0		0- 1							
<hr/>																	
RPI S	Opponent	Score	RPI S	Opponent	Score	RPI S	Opponent	Score	RPI S	Opponent	Score						
						57 N	Clemson	0 3	124 A	Liberty	0 3						
						87 H	Furman	0 3	152 H	North Florida	0 3						
						95 A	South Carolina	0 3	156 A	Wake Forest	0 3						
									164 N	UAB	0 3						
									180 H	High Point	3 2						
									197 A	Presbyterian	3 1						
									197 H	Presbyterian	1 3						
									197 N	Presbyterian	2 3						
									207 N	Davidson	2 3						
									212 A	Coastal Caro.	3 2						
									212 H	Coastal Caro.	2 3						
									225 H	Mercer	3 0						
									231 N	Bradley	0 3						
									234 N	UNC Wilmington	0 3						
									249 N	Hampton	3 2						
									267 H	Western Caro.	3 0						
									268 A	UNC Asheville	0 3						
									268 H	UNC Asheville	1 3						
									272 A	Radford	3 2						
									283 H	Appalachian St.	3 0						
									290 A	Charleston So.	2 3						
									LAST 10 GAMES								
									197 N	Presbyterian	2 3	212 H	Coastal Caro.	2 3	290 H	Charleston So.	3 0
									197 A	Presbyterian	3 1	87 H	Furman	0 3	291 A	Gardner-Webb	3 2
									268 A	UNC Asheville	0 3	124 A	Liberty	0 3	291 H	Gardner-Webb	3 0
			291 A	Gardner-Webb	3 2	272 A	Radford	3 2	312 H	Campbell	3 1						
			290 H	Charleston So.	3 0	312 H	Campbell	3 1	314 A	N.C. Central	3 0						
						312 H	Campbell	3 1	328 H	N.C. A&T	3 0						

Non-Div. I Games:

Winthrop

Average RPI Win:	293	WON-LOST	WINNING	LAST 10	STRENGTH OF	OPP. STRENGTH	TEAM	ADJ	CONF.	ADJ CONF.	
Average RPI Loss:	183	RECORD	PCT. RANK	GAMES	SCHEDULE	OF SCHEDULE	RPI	RPI	RPI	RPI	
DIV. I ONLY	17- 17	.5	165	6- 4	300	295	256	.39905	258	31	31
DIV. I NON-CONF.	4- 13	.23529	275	0- 2	286	241	291	.35306	295	31	31
<hr/>											
TOTALS	RPI 1-25	RPI 26-50		W-L RECORDS		RPI 51-100		RPI 101-150		RPI 150+	
17- 17	0- 0	0- 0		OVERALL		0- 1		0- 7		17- 9	
10- 2	0- 0	0- 0		HOME		0- 0		0- 1		10- 1	
6- 8	0- 0	0- 0		AWAY		0- 0		0- 4		6- 4	
1- 7	0- 0	0- 0		NEUTRAL		0- 1		0- 2		1- 4	
<hr/>											
4- 13	0- 0	0- 0		NON-CONFERENCE		0- 1		0- 5		4- 7	
3- 1	0- 0	0- 0		HOME		0- 0		0- 0		3- 1	
0- 6	0- 0	0- 0		AWAY		0- 0		0- 3		0- 3	
1- 6	0- 0	0- 0		NEUTRAL		0- 1		0- 2		1- 3	
<hr/>											
13- 4	0- 0	0- 0		CONFERENCE		0- 0		0- 2		13- 2	
7- 1	0- 0	0- 0		HOME		0- 0		0- 1		7- 0	
6- 2	0- 0	0- 0		AWAY		0- 0		0- 1		6- 1	
0- 1	0- 0	0- 0		NEUTRAL		0- 0		0- 0		0- 1	
<hr/>											
RPI S	Opponent	Score	RPI S	Opponent	Score	RPI S	Opponent	Score	RPI S	Opponent	Score
						84 N	Maryland	0 3	102 N	Colorado	0 3
									114 N	Northwestern St.	0 3
									119 A	Duquesne	0 3
									122 A	Pittsburgh	0 3
									127 A	LIU Brooklyn	1 3
									127 H	LIU Brooklyn	0 3
									130 A	Stephen F. Austin	0 3
									188 H	West Virginia	3 2
									192 N	James Madison	0 3
									199 A	Youngstown St.	0 3
									205 A	Villanova	0 3
									246 A	UMBC	0 3
									247 N	New Hampshire	0 3
									248 A	Central Conn. St.	3 0
									248 H	Central Conn. St.	3 1
									248 N	Central Conn. St.	1 3
									276 A	Sacred Heart	2 3
									276 H	Sacred Heart	3 1
									278 A	Saint Francis (PA)	3 0
									278 H	Saint Francis (PA)	3 2
									282 N	Southern Miss.	0 3
									289 H	Norfolk St.	3 1
									296 H	Bucknell	1 3
									307 A	Bryant	3 0
									307 H	Bryant	3 1
									311 A	Fairleigh Dickinson	3 1
									311 H	Fairleigh Dickinson	3 1
			LAST 10 GAMES								
			248 N	Central Conn. St.	1 3	276 H	Sacred Heart	3 1	296 H	Bucknell	1 3
			127 A	LIU Brooklyn	1 3	278 A	Saint Francis (PA)	3 0	307 A	Bryant	3 0
			323 A	St. Francis (NY)	3 0	322 H	Quinnipiac	3 0	307 H	Bryant	3 1
			122 A	Pittsburgh	0 3	248 H	Central Conn. St.	3 1	311 A	Fairleigh Dickinson	3 1
			311 H	Fairleigh Dickinson	3 1	119 A	Duquesne	0 3	311 H	Fairleigh Dickinson	3 1

Non-Div. I Games:

Robert Morris

RPI	S	Opponent	Score	
320	N	Howard	3	0
322	A	Quinnipiac	3	0
322	H	Quinnipiac	3	0
323	A	St. Francis (NY)	3	0
323	H	St. Francis (NY)	3	1
327	H	Providence	3	0

Robert Morris

R
o
b
e
r
t
M
o
r
r
i
s

R
o
b
e
r
t
M
o
r
r
i
s

Average RPI Win:	262	WON-LOST	WINNING	LAST 10	STRENGTH OF	OPP. STRENGTH	TEAM	ADJ	CONF.	ADJ CONF.			
Average RPI Loss:	216	RECORD	PCT. RANK	GAMES	SCHEDULE	OF SCHEDULE	RPI	RPI	RPI	RPI			
DIV. I ONLY	15- 15	.5	165	5- 5	291	292	251	.39812	259	26	26		
DIV. I NON-CONF.	5- 7	.41667	210	0- 1	318	305	286	.36421	287	30	29		
<hr/>													
TOTALS	RPI 1-25	RPI 26-50		W-L RECORDS		RPI 51-100		RPI 101-150		RPI 150+			
15- 15	0- 0	0- 0		OVERALL		0- 0		1- 2		14- 13			
8- 2	0- 0	0- 0		HOME		0- 0		0- 1		8- 1			
5- 9	0- 0	0- 0		AWAY		0- 0		0- 1		5- 8			
2- 4	0- 0	0- 0		NEUTRAL		0- 0		1- 0		1- 4			
<hr/>													
5- 7	0- 0	0- 0		NON-CONFERENCE		0- 0		1- 0		4- 7			
1- 0	0- 0	0- 0		HOME		0- 0		0- 0		1- 0			
2- 3	0- 0	0- 0		AWAY		0- 0		0- 0		2- 3			
2- 4	0- 0	0- 0		NEUTRAL		0- 0		1- 0		1- 4			
<hr/>													
10- 8	0- 0	0- 0		CONFERENCE		0- 0		0- 2		10- 6			
7- 2	0- 0	0- 0		HOME		0- 0		0- 1		7- 1			
3- 6	0- 0	0- 0		AWAY		0- 0		0- 1		3- 5			
0- 0	0- 0	0- 0		NEUTRAL		0- 0		0- 0		0- 0			
<hr/>													
RPI S	Opponent	Score	RPI S	Opponent	Score	RPI S	Opponent	Score	RPI S	Opponent	Score		
						137 N Northern Ky.						3	2
						145 A Fairfield						1	3
						145 H Fairfield						2	3
						157 A Army						0	3
						167 A Siena						0	3
						167 H Siena						3	2
						170 N Loyola Chicago						0	3
						200 A William & Mary						1	3
						201 A Canisius						1	3
						201 H Canisius						1	3
						211 N Georgetown						0	3
						215 A Niagara						3	2
						215 H Niagara						3	1
						237 A Harvard						0	3
						242 A Iona						1	3
						242 H Iona						3	2
						251 A Loyola Maryland						3	2
						251 H Loyola Maryland						3	0
						263 A Marist						2	3
						263 H Marist						3	1
						294 A Rider						2	3
						294 H Rider						3	0
						295 A La Salle						3	1
						296 N Bucknell						1	3
						304 H Lafayette						3	0
312 N Campbell						1	3						
323 A St. Francis (NY)						3	0						
<hr/>													
			LAST 10 GAMES										
			325 H Saint Peter's			3	0	157 A Army			0	3	
			215 A Niagara			3	2	145 H Fairfield			2	3	
			201 A Canisius			1	3	242 H Iona			3	2	
			263 A Marist			2	3	325 A Saint Peter's			3	1	
			167 A Siena			0	3	251 H Loyola Maryland			3	0	

Non-Div. I Games:

Manhattan

RPI	S	Opponent	Score	
325	A	Saint Peter's	3	1
325	H	Saint Peter's	3	0
327	N	Providence	3	1

Manhattan

M
a
n
h
a
t
t
a
n

M
a
n
h
a
t
t
a
n

RPI	S	Opponent	Score	
303	A	Tennessee Tech	3	1

Eastern Ill.

E
a
s
t
e
r
n
I
l
l
.

E
a
s
t
e
r
n
I
l
l
.

Average RPI Win: 248		WON-LOST	WINNING	LAST 10	STRENGTH OF		OPP. STRENGTH	TEAM	ADJ	CONF.	ADJ CONF.
Average RPI Loss: 148		RECORD	PCT. RANK	GAMES	SCHEDULE		OF SCHEDULE	RPI	RPI	RPI	RPI
DIV. I ONLY		5- 18	.21739	296	1- 9		129	210	265	.39691	261
DIV. I NON-CONF.		4- 5	.44444	197	0- 0		122	284	177	.47386	187
TOTALS		RPI 1-25	RPI 26-50		W-L RECORDS		RPI 51-100		RPI 101-150		RPI 150+
5- 18	0- 0	0- 2		OVERALL		0- 0		1- 6		4- 10	
1- 7	0- 0	0- 1		HOME		0- 0		0- 2		1- 4	
3- 8	0- 0	0- 1		AWAY		0- 0		1- 3		2- 4	
1- 3	0- 0	0- 0		NEUTRAL		0- 0		0- 1		1- 2	
4- 5	0- 0	0- 1		NON-CONFERENCE		0- 0		1- 1		3- 3	
0- 0	0- 0	0- 0		HOME		0- 0		0- 0		0- 0	
3- 2	0- 0	0- 1		AWAY		0- 0		1- 0		2- 1	
1- 3	0- 0	0- 0		NEUTRAL		0- 0		0- 1		1- 2	
1- 13	0- 0	0- 1		CONFERENCE		0- 0		0- 5		1- 7	
1- 7	0- 0	0- 1		HOME		0- 0		0- 2		1- 4	
0- 6	0- 0	0- 0		AWAY		0- 0		0- 3		0- 3	
0- 0	0- 0	0- 0		NEUTRAL		0- 0		0- 0		0- 0	
RPI S	Opponent	Score	RPI S	Opponent	Score	RPI S	Opponent	Score	RPI S	Opponent	Score
			27 A	Arkansas	0 3				111 A	North Texas	0 3
			28 H	Western Ky.	0 3				111 H	North Texas	2 3
									117 A	Arkansas St.	0 3
									117 H	Arkansas St.	1 3
									130 A	Stephen F. Austin	3 1
									139 N	Houston Baptist	1 3
									149 A	Troy	1 3
									155 N	UTEP	0 3
									168 A	UALR	0 3
									168 H	UALR	1 3
									175 H	Middle Tenn.	0 3
									181 H	FIU	1 3
									196 A	La.-Lafayette	0 3
									196 H	La.-Lafayette	0 3
									204 A	Mississippi St.	1 3
									206 N	Kennesaw St.	1 3
									208 A	South Ala.	2 3
									252 A	Jackson St.	3 1
									252 N	Jackson St.	3 1
									281 H	Fla. Atlantic	3 1
									326 A	Grambling	3 0
LAST 10 GAMES											
			117 H	Arkansas St.	1 3		281 H	Fla. Atlantic	3 1		
			168 H	UALR	1 3		149 A	Troy	1 3		
			111 H	North Texas	2 3		208 A	South Ala.	2 3		
			196 A	La.-Lafayette	0 3		28 H	Western Ky.	0 3		
			181 H	FIU	1 3		175 H	Middle Tenn.	0 3		

Non-Div. I Games:

La.-Monroe

Average RPI Win: 270		WON-LOST RECORD		WINNING PCT. RANK		LAST 10 GAMES		STRENGTH OF SCHEDULE		OPP. STRENGTH OF SCHEDULE		TEAM RPI		ADJ RPI		CONF. RPI		ADJ CONF. RPI	
DIV. I ONLY		11- 21		.34375 251		3- 7		273		183		268		.39689 262		16		17	
DIV. I NON-CONF.		7- 5		.58333 133		1- 0		313		230		237		.44119 235		14		13	
TOTALS		RPI 1-25		RPI 26-50		W-L RECORDS		RPI 51-100		RPI 101-150		RPI 150+							
11- 21		0- 0		0- 0		OVERALL		0- 10		0- 2		11- 9							
3- 8		0- 0		0- 0		HOME		0- 4		0- 0		3- 4							
3- 11		0- 0		0- 0		AWAY		0- 5		0- 2		3- 4							
5- 2		0- 0		0- 0		NEUTRAL		0- 1		0- 0		5- 1							
7- 5		0- 0		0- 0		NON-CONFERENCE		0- 2		0- 2		7- 1							
1- 0		0- 0		0- 0		HOME		0- 0		0- 0		1- 0							
1- 3		0- 0		0- 0		AWAY		0- 1		0- 2		1- 0							
5- 2		0- 0		0- 0		NEUTRAL		0- 1		0- 0		5- 1							
4- 16		0- 0		0- 0		CONFERENCE		0- 8		0- 0		4- 8							
2- 8		0- 0		0- 0		HOME		0- 4		0- 0		2- 4							
2- 8		0- 0		0- 0		AWAY		0- 4		0- 0		2- 4							
0- 0		0- 0		0- 0		NEUTRAL		0- 0		0- 0		0- 0							
RPI S	Opponent	Score		RPI S	Opponent	Score		RPI S	Opponent	Score		RPI S	Opponent	Score					
								77 A	Portland St.	0	3	132 A	Washington St.	0	3				
								77 H	Portland St.	0	3	140 A	Utah Valley	0	3				
								80 N	Utah	0	3	161 N	Portland	3	1				
								82 A	Northern Colo.	0	3	165 A	North Dakota	2	3				
								82 H	Northern Colo.	0	3	165 H	North Dakota	2	3				
								88 A	Northern Ariz.	2	3	174 A	Montana St.	0	3				
								88 H	Northern Ariz.	0	3	174 H	Montana St.	2	3				
								93 A	Utah St.	0	3	187 A	Sacramento St.	1	3				
								96 A	Idaho St.	0	3	187 H	Sacramento St.	1	3				
								96 H	Idaho St.	1	3	227 N	Seattle	2	3				
												233 A	Southern Utah	0	3				
												233 H	Southern Utah	1	3				
												244 A	Southeastern La.	3	1				
												245 A	Montana	3	2				
												245 H	Montana	3	2				
												279 H	Tex.-Pan American	3	1				
												279 N	Tex.-Pan American	3	1				
												287 A	Eastern Wash.	3	1				
												287 H	Eastern Wash.	3	0				
												308 N	Louisiana Tech	3	0				
												313 N	Alabama St.	3	0				
												324 N	Southern U.	3	0				
LAST 10 GAMES																			
								287 A	Eastern Wash.	3	1	174 H	Montana St.	2	3				
								77 A	Portland St.	0	3	279 H	Tex.-Pan American	3	1				
								187 H	Sacramento St.	1	3	165 A	North Dakota	2	3				
								96 H	Idaho St.	1	3	82 A	Northern Colo.	0	3				
								245 H	Montana	3	2	233 A	Southern Utah	0	3				

Non-Div. I Games:

Weber St.

Average RPI Win: 287		WON-LOST RECORD	WINNING PCT. RANK		LAST 10 GAMES	STRENGTH OF SCHEDULE	OPP. STRENGTH OF SCHEDULE	TEAM RPI	ADJ RPI		CONF. RPI	ADJ CONF. RPI
Average RPI Loss: 198												
DIV. I ONLY		12- 16	.42857	205	6- 4	275	297	260	.39161	263	26	26
DIV. I NON-CONF.		4- 6	.4	217	0- 0	298	316	277	.38503	275	30	29
<hr/>												
TOTALS		RPI 1-25		RPI 26-50		W-L RECORDS		RPI 51-100		RPI 101-150		RPI 150+
12- 16		0- 0		0- 0		OVERALL		0- 0		0- 3		12- 13
6- 7		0- 0		0- 0		HOME		0- 0		0- 1		6- 6
4- 7		0- 0		0- 0		AWAY		0- 0		0- 1		4- 6
2- 2		0- 0		0- 0		NEUTRAL		0- 0		0- 1		2- 1
4- 6		0- 0		0- 0		NON-CONFERENCE		0- 0		0- 1		4- 5
2- 2		0- 0		0- 0		HOME		0- 0		0- 0		2- 2
0- 2		0- 0		0- 0		AWAY		0- 0		0- 0		0- 2
2- 2		0- 0		0- 0		NEUTRAL		0- 0		0- 1		2- 1
8- 10		0- 0		0- 0		CONFERENCE		0- 0		0- 2		8- 8
4- 5		0- 0		0- 0		HOME		0- 0		0- 1		4- 4
4- 5		0- 0		0- 0		AWAY		0- 0		0- 1		4- 4
0- 0		0- 0		0- 0		NEUTRAL		0- 0		0- 0		0- 0
RPI	S	Opponent	Score	RPI	S	Opponent	Score	RPI	S	Opponent	Score	
										114 N Northwestern St.	1	3
										145 A Fairfield	0	3
										145 H Fairfield	0	3
										151 A Hofstra	0	3
										157 H Army	0	3
										167 A Siena	2	3
										167 H Siena	1	3
										201 A Canisius	1	3
										201 H Canisius	1	3
										215 A Niagara	0	3
										215 H Niagara	0	3
										226 A Texas-Arlington	0	3
										242 A Iona	3	2
										242 H Iona	3	0
										251 A Loyola Maryland	3	2
										251 H Loyola Maryland	2	3
										259 A Manhattan	1	3
										259 H Manhattan	3	2
										264 H NJIT	1	3
										270 H Fordham	3	1
										282 N Southern Miss.	0	3
				LAST 10 GAMES						294 A Rider	3	2
				294 A Rider	3	2	242 H Iona	3	0	294 H Rider	3	1
				251 A Loyola Maryland	3	2	201 A Canisius	1	3	305 H Hartford	3	1
				167 H Siena	1	3	215 A Niagara	0	3	311 N Fairleigh Dickinson	3	0
				259 H Manhattan	3	2	251 H Loyola Maryland	2	3	325 A Saint Peter's	3	2
				325 H Saint Peter's	3	0	294 H Rider	3	1	325 H Saint Peter's	3	0

Non-Div. I Games:

Marist

RPI	S	Opponent	Score	
327	N	Providence	3	0

Marist

M
a
r
i
s
t

M
a
r
i
s
t

Average RPI Win: 295		WON-LOST RECORD		WINNING PCT. RANK		LAST 10 GAMES		STRENGTH OF SCHEDULE		OPP. STRENGTH OF SCHEDULE		TEAM RPI		ADJ RPI		CONF. RPI		ADJ CONF. RPI	
Average RPI Loss: 188																			
DIV. I ONLY		12- 16		.42857 205		5- 5		296		291		271		.39014 264		28		25	
DIV. I NON-CONF.		8- 10		.44444 197		1- 1		281		311		258		.39927 263		25		27	
TOTALS		RPI 1-25		RPI 26-50		W-L RECORDS		RPI 51-100		RPI 101-150		RPI 150+							
12- 16		0- 0		0- 0		OVERALL		0- 1		0- 7		12- 8							
2- 3		0- 0		0- 0		HOME		0- 0		0- 2		2- 1							
7- 6		0- 0		0- 0		AWAY		0- 0		0- 3		7- 2							
3- 7		0- 0		0- 0		NEUTRAL		0- 1		0- 2		3- 4							
8- 10		0- 0		0- 0		NON-CONFERENCE		0- 1		0- 2		8- 7							
1- 0		0- 0		0- 0		HOME		0- 0		0- 0		1- 0							
5- 4		0- 0		0- 0		AWAY		0- 0		0- 1		5- 3							
2- 6		0- 0		0- 0		NEUTRAL		0- 1		0- 1		2- 4							
4- 6		0- 0		0- 0		CONFERENCE		0- 0		0- 5		4- 1							
1- 3		0- 0		0- 0		HOME		0- 0		0- 2		1- 1							
2- 2		0- 0		0- 0		AWAY		0- 0		0- 2		2- 0							
1- 1		0- 0		0- 0		NEUTRAL		0- 0		0- 1		1- 0							
RPI S	Opponent	Score		RPI S	Opponent	Score		RPI S	Opponent	Score		RPI S	Opponent	Score					
								84 N	Maryland	0	3	113 N	St. John's (NY)	0	3				
												127 A	LIU Brooklyn	1	3				
												139 A	Houston Baptist	0	3				
												139 H	Houston Baptist	1	3				
												139 N	Houston Baptist	1	3				
												140 A	Utah Valley	2	3				
												140 H	Utah Valley	1	3				
												158 N	UMES	1	3				
												166 A	Temple	0	3				
												242 A	Iona	1	3				
												254 N	Stony Brook	3	2				
												256 N	Cornell	3	2				
												263 A	Marist	3	1				
												270 A	Fordham	3	1				
												270 N	Fordham	2	3				
												272 N	Radford	1	3				
												279 A	Tex.-Pan American	3	2				
												279 H	Tex.-Pan American	1	3				
												295 A	La Salle	2	3				
												304 A	Lafayette	3	2				
												305 N	Hartford	1	3				
LAST 10 GAMES				LAST 10 GAMES				LAST 10 GAMES				LAST 10 GAMES							

Non-Div. I Games:

NJIT

Average RPI Win:		252	WON-LOST RECORD		WINNING PCT. RANK		LAST 10 GAMES		STRENGTH OF SCHEDULE		OPP. STRENGTH OF SCHEDULE		TEAM RPI		ADJ RPI		CONF. RPI		ADJ CONF. RPI						
Average RPI Loss:		168																							
DIV. I ONLY			9- 19		.32143 260		4- 6		219		226		259		.38857 265		24		24						
DIV. I NON-CONF.			4- 8		.33333 244		1- 1		125		200		219		.45191 225		23		23						
TOTALS		RPI 1-25		RPI 26-50		W-L RECORDS		RPI 51-100		RPI 101-150		RPI 150+													
9- 19		0- 0		0- 2		OVERALL		0- 3		0- 2		9- 12													
5- 4		0- 0		0- 0		HOME		0- 1		0- 0		5- 3													
1- 12		0- 0		0- 2		AWAY		0- 2		0- 1		1- 7													
3- 3		0- 0		0- 0		NEUTRAL		0- 0		0- 1		3- 2													
4- 8		0- 0		0- 2		NON-CONFERENCE		0- 1		0- 2		4- 3													
1- 0		0- 0		0- 0		HOME		0- 0		0- 0		1- 0													
0- 5		0- 0		0- 2		AWAY		0- 1		0- 1		0- 1													
3- 3		0- 0		0- 0		NEUTRAL		0- 0		0- 1		3- 2													
5- 11		0- 0		0- 0		CONFERENCE		0- 2		0- 0		5- 9													
4- 4		0- 0		0- 0		HOME		0- 1		0- 0		4- 3													
1- 7		0- 0		0- 0		AWAY		0- 1		0- 0		1- 6													
0- 0		0- 0		0- 0		NEUTRAL		0- 0		0- 0		0- 0													
RPI	S	Opponent		Score		RPI	S	Opponent		Score		RPI	S	Opponent		Score		RPI	S	Opponent		Score			
				35	A	Michigan St.		0	3			72	A	Cleveland St.		0	3			137	A	Northern Ky.		0	3
				36	A	Notre Dame		0	3			74	A	Morehead St.		0	3			138	N	Oakland		0	3
												74	H	Morehead St.		1	3			164	N	UAB		0	3
																				173	A	Belmont		1	3
																				173	H	Belmont		0	3
																				186	A	Marshall		0	3
																				191	H	Austin Peay		3	0
																				194	H	Southeast Mo. St.		3	2
																				199	N	Youngstown St.		3	2
																				209	A	Tennessee St.		2	3
																				209	H	Tennessee St.		1	3
																				219	A	Jacksonville St.		2	3
																				219	H	Jacksonville St.		2	3
																				228	N	Buffalo		0	3
																				228	N	Buffalo		3	2
																				260	A	Eastern Ill.		1	3
																				271	N	McNeese St.		3	0
																				275	H	UT Martin		3	0
																				285	A	SIU Edwardsville		0	3
																				292	A	Murray St.		2	3
																				302	H	Wright St.		3	0
																				303	A	Tennessee Tech		3	1
																				303	H	Tennessee Tech		3	2
LAST 10 GAMES																									
				292	A	Murray St.		2	3			303	H	Tennessee Tech		3	2			303	H	Tennessee Tech		3	2
				74	A	Morehead St.		0	3			219	H	Jacksonville St.		2	3								
				209	A	Tennessee St.		2	3			137	A	Northern Ky.		0	3								
				173	A	Belmont		1	3			194	H	Southeast Mo. St.		3	2								
				302	H	Wright St.		3	0			275	H	UT Martin		3	0								

Non-Div. I Games:

Eastern Ky.

Average RPI Win:		251	WON-LOST RECORD		WINNING PCT. RANK		LAST 10 GAMES		STRENGTH OF SCHEDULE		OPP. STRENGTH OF SCHEDULE		TEAM RPI		ADJ RPI		CONF. RPI		ADJ CONF. RPI				
Average RPI Loss:		118																					
DIV. I ONLY			8- 22		.26667 285		3- 7		267		105		278		.3877 266		9		9				
DIV. I NON-CONF.			6- 8		.42857 203		1- 0		293		189		256		.41287 256		7		7				
TOTALS		RPI 1-25		RPI 26-50		W-L RECORDS		RPI 51-100		RPI 101-150		RPI 150+											
8- 22		0- 1		0- 2		OVERALL		0- 6		0- 4		8- 9											
2- 8		0- 1		0- 0		HOME		0- 3		0- 2		2- 2											
1- 10		0- 0		0- 2		AWAY		0- 2		0- 2		1- 4											
5- 4		0- 0		0- 0		NEUTRAL		0- 1		0- 0		5- 3											
6- 8		0- 0		0- 2		NON-CONFERENCE		0- 1		0- 0		6- 5											
1- 0		0- 0		0- 0		HOME		0- 0		0- 0		1- 0											
0- 4		0- 0		0- 2		AWAY		0- 0		0- 0		0- 2											
5- 4		0- 0		0- 0		NEUTRAL		0- 1		0- 0		5- 3											
2- 14		0- 1		0- 0		CONFERENCE		0- 5		0- 4		2- 4											
1- 8		0- 1		0- 0		HOME		0- 3		0- 2		1- 2											
1- 6		0- 0		0- 0		AWAY		0- 2		0- 2		1- 2											
0- 0		0- 0		0- 0		NEUTRAL		0- 0		0- 0		0- 0											
RPI	S	Opponent		Score		RPI	S	Opponent		Score		RPI	S	Opponent		Score		RPI	S	Opponent		Score	
16	H	Hawaii		0 3		39	A	California		0 3		61	A	Long Beach St.		0 3		103	A	UC Santa Barbara		1 3	
						45	A	Arizona St.		1 3		61	H	Long Beach St.		1 3		103	H	UC Santa Barbara		2 3	
												78	H	Cal St. Northridge		2 3		123	A	UC Davis		2 3	
												81	A	Pacific		0 3		123	H	UC Davis		0 3	
												81	H	Pacific		2 3		151	A	Hofstra		0 3	
												88	N	Northern Ariz.		0 3		159	A	UC Irvine		3 1	
																		159	H	UC Irvine		0 3	
																		160	A	Cal St. Fullerton		1 3	
																		160	H	Cal St. Fullerton		1 3	
																		162	N	South Dakota St.		1 3	
																		184	A	Gonzaga		0 3	
																		184	N	Gonzaga		0 3	
																		195	N	Penn		0 3	
																		205	N	Villanova		3 0	
																		210	H	CSU Bakersfield		3 1	
																		230	A	Cal Poly		2 3	
																		230	H	Cal Poly		3 2	
																		281	N	Fla. Atlantic		3 2	
																		287	N	Eastern Wash.		3 0	
																		311	N	Fairleigh Dickinson		3 0	
																		327	N	Providence		3 0	
LAST 10 GAMES																							
						230	H	Cal Poly		3 2		210	H	CSU Bakersfield		3 1							
						103	H	UC Santa Barbara		2 3		123	H	UC Davis		0 3							
						61	A	Long Beach St.		0 3		81	H	Pacific		2 3							
						159	A	UC Irvine		3 1		103	A	UC Santa Barbara		1 3							
						160	A	Cal St. Fullerton		1 3		230	A	Cal Poly		2 3							

Non-Div. I Games:

UC Riverside

Average RPI Win:		287	WON-LOST RECORD		WINNING PCT. RANK		LAST 10 GAMES		STRENGTH OF SCHEDULE		OPP. STRENGTH OF SCHEDULE		TEAM RPI		ADJ RPI		CONF. RPI		ADJ CONF. RPI				
DIV. I ONLY			8- 23		.25806 287		1- 9		192		225		270		.38732 267		20		21				
DIV. I NON-CONF.			4- 11		.26667 266		0- 0		171		234		260		.41518 254		22		22				
TOTALS		RPI 1-25		RPI 26-50		W-L RECORDS		RPI 51-100		RPI 101-150		RPI 150+											
8- 23		0- 2		0- 1		OVERALL		0- 4		0- 5		8- 11											
6- 6		0- 0		0- 0		HOME		0- 1		0- 2		6- 3											
1- 12		0- 0		0- 1		AWAY		0- 3		0- 2		1- 6											
1- 5		0- 2		0- 0		NEUTRAL		0- 0		0- 1		1- 2											
4- 11		0- 2		0- 1		NON-CONFERENCE		0- 1		0- 3		4- 4											
3- 1		0- 0		0- 0		HOME		0- 0		0- 1		3- 0											
0- 5		0- 0		0- 1		AWAY		0- 1		0- 1		0- 2											
1- 5		0- 2		0- 0		NEUTRAL		0- 0		0- 1		1- 2											
4- 12		0- 0		0- 0		CONFERENCE		0- 3		0- 2		4- 7											
3- 5		0- 0		0- 0		HOME		0- 1		0- 1		3- 3											
1- 7		0- 0		0- 0		AWAY		0- 2		0- 1		1- 4											
0- 0		0- 0		0- 0		NEUTRAL		0- 0		0- 0		0- 0											
RPI	S	Opponent		Score		RPI	S	Opponent		Score		RPI	S	Opponent		Score							
11	N	Oregon		0	3	42	A	North Carolina St.		0	3	55	H	Col. of Charleston		1	3						
24	N	Kentucky		0	3							62	A	Ohio		0	3						
												73	A	Ga. Southern		2	3						
												87	A	Furman		0	3						
														110 A Samford		0	3						
														110 H Samford		0	3						
														128 N Central Mich.		1	3						
														135 A East Tenn. St.		0	3						
														137 H Northern Ky.		1	3						
														152 N North Florida		1	3						
														198 A Wofford		1	3						
														207 H Davidson		0	3						
														214 A UNC Greensboro		1	3						
														214 H UNC Greensboro		3	0						
														216 A Elon		1	3						
														216 H Elon		0	3						
														225 N Mercer		1	3						
														239 A Chattanooga		3	1						
														239 H Chattanooga		0	3						
														257 A Winthrop		0	3						
														268 A UNC Asheville		2	3						
														283 A Appalachian St.		0	3						
														283 H Appalachian St.		3	2						
														291 H Gardner-Webb		3	0						
														306 H Citadel		3	0						
														312 N Campbell		3	2						
														325 H Saint Peter's		3	0						
														328 H N.C. A&T		3	0						
LAST 10 GAMES						LAST 10 GAMES						LAST 10 GAMES											
110 H Samford						0	3	214 A UNC Greensboro						1	3	325 H Saint Peter's						3	0
239 H Chattanooga						0	3	55 H Col. of Charleston						1	3	328 H N.C. A&T						3	0
73 A Ga. Southern						2	3	306 H Citadel						3	0								
283 A Appalachian St.						0	3	198 A Wofford						1	3								
216 A Elon						1	3	87 A Furman						0	3								

Non-Div. I Games:

Western Caro.

Average RPI Win: 247		WON-LOST	WINNING	LAST 10	STRENGTH OF		OPP. STRENGTH	TEAM	ADJ	CONF.	ADJ CONF.
Average RPI Loss: 193		RECORD	PCT. RANK	GAMES	SCHEDULE		OF SCHEDULE	RPI	RPI	RPI	RPI
DIV. I ONLY		12- 21	.36364	238	6- 4		178	286	243	.38701	268
DIV. I NON-CONF.		4- 12	.25	268	0- 0		174	290	266	.38603	273
TOTALS		RPI 1-25	RPI 26-50		W-L RECORDS		RPI 51-100		RPI 101-150		RPI 150+
12- 21	0- 0	0- 0		OVERALL		0- 2		1- 3		11- 16	
6- 2	0- 0	0- 0		HOME		0- 0		1- 0		5- 2	
4- 9	0- 0	0- 0		AWAY		0- 1		0- 1		4- 6	
2- 10	0- 0	0- 0		NEUTRAL		0- 1		0- 2		2- 7	
4- 12	0- 0	0- 0		NON-CONFERENCE		0- 2		0- 2		4- 8	
1- 0	0- 0	0- 0		HOME		0- 0		0- 0		1- 0	
2- 3	0- 0	0- 0		AWAY		0- 1		0- 0		2- 2	
1- 9	0- 0	0- 0		NEUTRAL		0- 1		0- 2		1- 6	
8- 9	0- 0	0- 0		CONFERENCE		0- 0		1- 1		7- 8	
5- 2	0- 0	0- 0		HOME		0- 0		1- 0		4- 2	
2- 6	0- 0	0- 0		AWAY		0- 0		0- 1		2- 5	
1- 1	0- 0	0- 0		NEUTRAL		0- 0		0- 0		1- 1	
RPI S	Opponent	Score	RPI S	Opponent	Score	RPI S	Opponent	Score	RPI S	Opponent	Score
						85 N	Towson	0 3	112 N	New Mexico	0 3
						95 A	South Carolina	0 3	124 A	Liberty	0 3
									124 H	Liberty	3 2
									135 N	East Tenn. St.	2 3
									158 N	UMES	0 3
									166 N	Temple	0 3
									169 N	Akron	1 3
									176 N	American	0 3
									180 A	High Point	0 3
									180 A	High Point	0 3
									180 N	High Point	3 1
									197 A	Presbyterian	0 3
									197 H	Presbyterian	3 2
									206 N	Kennesaw St.	0 3
									212 H	Coastal Caro.	3 2
									212 N	Coastal Caro.	1 3
									214 A	UNC Greensboro	3 2
									232 A	Charlotte	1 3
									233 N	Southern Utah	0 3
									257 A	Winthrop	3 1
									257 H	Winthrop	3 0
									267 H	Western Caro.	3 2
									272 A	Radford	0 3
									272 H	Radford	0 3
									273 A	USC Upstate	1 3
									290 H	Charleston So.	3 1
									291 A	Gardner-Webb	1 3
			LAST 10 GAMES								
			212 N	Coastal Caro.	1 3	197 H	Presbyterian	3 2			
			180 N	High Point	3 1	312 A	Campbell	3 0			
			272 A	Radford	0 3	180 A	High Point	0 3			
			124 A	Liberty	0 3	212 H	Coastal Caro.	3 2			
			257 H	Winthrop	3 0	290 H	Charleston So.	3 1			

Non-Div. I Games:

UNC Asheville

RPI	S	Opponent	Score	
291	H	Gardner-Webb	1	3
312	A	Campbell	3	0
328	N	N.C. A&T	3	0
329	A	Savannah St.	3	0

UNC Asheville

U
N
C
A
s
h
e
v
i
l
l
e

U
N
C
A
s
h
e
v
i
l
l
e

Average RPI Win: 290		WON-LOST RECORD	WINNING PCT. RANK		LAST 10 GAMES	STRENGTH OF SCHEDULE		OPP. STRENGTH OF SCHEDULE		TEAM RPI	ADJ RPI		CONF. RPI	ADJ CONF. RPI
Average RPI Loss: 184														
DIV. I ONLY		11- 15	.42308	211	4- 6	289		275		267	.38579	269	27	28
DIV. I NON-CONF.		4- 8	.33333	244	0- 0	301		243		283	.3734	282	28	25
TOTALS		RPI 1-25	RPI 26-50		W-L RECORDS		RPI 51-100		RPI 101-150		RPI 150+			
11- 15	0- 0	0- 0		OVERALL		0- 1		0- 1		11- 13				
5- 5	0- 0	0- 0		HOME		0- 0		0- 0		5- 5				
3- 5	0- 0	0- 0		AWAY		0- 0		0- 0		3- 5				
3- 5	0- 0	0- 0		NEUTRAL		0- 1		0- 1		3- 3				
4- 8	0- 0	0- 0		NON-CONFERENCE		0- 1		0- 1		4- 6				
1- 2	0- 0	0- 0		HOME		0- 0		0- 0		1- 2				
1- 1	0- 0	0- 0		AWAY		0- 0		0- 0		1- 1				
2- 5	0- 0	0- 0		NEUTRAL		0- 1		0- 1		2- 3				
7- 7	0- 0	0- 0		CONFERENCE		0- 0		0- 0		7- 7				
4- 3	0- 0	0- 0		HOME		0- 0		0- 0		4- 3				
2- 4	0- 0	0- 0		AWAY		0- 0		0- 0		2- 4				
1- 0	0- 0	0- 0		NEUTRAL		0- 0		0- 0		1- 0				
RPI S	Opponent	Score	RPI S	Opponent	Score	RPI S	Opponent	Score	RPI S	Opponent	Score	N a v y		
						95 N	South Carolina	0 3	134 N	Denver	1 3			
									157 A	Army	0 3			
									157 H	Army	1 3			
									166 A	Temple	0 3			
									176 A	American	2 3			
									176 H	American	1 3			
									178 N	Air Force	2 3			
									179 A	Colgate	0 3			
									179 H	Colgate	1 3			
									188 N	West Virginia	0 3			
									215 N	Niagara	2 3			
									218 A	Lehigh	0 3			
									218 H	Lehigh	3 2			
									248 N	Central Conn. St.	3 0			
									253 H	Neb. Omaha	0 3			
									277 A	George Mason	3 1			
									289 H	Norfolk St.	1 3			
									296 A	Bucknell	3 0			
									296 H	Bucknell	3 2			
									304 H	Lafayette	3 2			
									304 N	Lafayette	3 0			
									305 H	Hartford	3 2			
									306 N	Citadel	3 1			
									316 A	Holy Cross	3 0			
									316 H	Holy Cross	3 0			
			LAST 10 GAMES											
			179 H	Colgate	1 3	316 A	Holy Cross	3 0						
			296 H	Bucknell	3 2	157 A	Army	0 3						
			218 A	Lehigh	0 3	296 A	Bucknell	3 0						
			304 N	Lafayette	3 0	179 A	Colgate	0 3						
			176 H	American	1 3	176 A	American	2 3						

Non-Div. I Games:

Navy

Average RPI Win: 265		WON-LOST RECORD		WINNING PCT. RANK		LAST 10 GAMES		STRENGTH OF SCHEDULE		OPP. STRENGTH OF SCHEDULE		TEAM RPI		ADJ RPI		CONF. RPI		ADJ CONF. RPI	
Average RPI Loss: 177																			
DIV. I ONLY		14- 19		.42424 210		3- 7		290		246		262		.38542 270		13		14	
DIV. I NON-CONF.		8- 11		.42105 208		0- 0		316		301		284		.36335 288		13		14	
TOTALS		RPI 1-25		RPI 26-50		W-L RECORDS		RPI 51-100		RPI 101-150		RPI 150+							
14- 19		0- 1		0- 0		OVERALL		1- 2		0- 4		13- 12							
8- 7		0- 0		0- 0		HOME		1- 0		0- 2		7- 5							
3- 8		0- 1		0- 0		AWAY		0- 1		0- 2		3- 4							
3- 4		0- 0		0- 0		NEUTRAL		0- 1		0- 0		3- 3							
8- 11		0- 0		0- 0		NON-CONFERENCE		0- 1		0- 2		8- 8							
4- 4		0- 0		0- 0		HOME		0- 0		0- 1		4- 3							
1- 3		0- 0		0- 0		AWAY		0- 0		0- 1		1- 2							
3- 4		0- 0		0- 0		NEUTRAL		0- 1		0- 0		3- 3							
6- 8		0- 1		0- 0		CONFERENCE		1- 1		0- 2		5- 4							
4- 3		0- 0		0- 0		HOME		1- 0		0- 1		3- 2							
2- 5		0- 1		0- 0		AWAY		0- 1		0- 1		2- 2							
0- 0		0- 0		0- 0		NEUTRAL		0- 0		0- 0		0- 0							
RPI	S	Opponent		Score		RPI	S	Opponent		Score		RPI	S	Opponent		Score			
22	A	Dayton		0 3								119	A	Duquesne		1 3			
								53 A Xavier		0 3		129	H	Rutgers		2 3			
								66 H VCU		3 1		143	A	Boston College		0 3			
								89 N Texas Tech		1 3		146	H	Butler		0 3			
												151	A	Hofstra		2 3			
												166	A	Temple		0 3			
												166	H	Temple		2 3			
												167	N	Siena		0 3			
												172	A	George Washington		0 3			
												182	H	Saint Louis		0 3			
												223	A	Rhode Island		3 1			
												223	H	Rhode Island		3 2			
												232	H	Charlotte		3 1			
												250	N	Binghamton		0 3			
												254	H	Stony Brook		2 3			
												256	H	Cornell		3 2			
												263	A	Marist		1 3			
												264	H	NJIT		1 3			
												264	N	NJIT		3 2			
												295	A	La Salle		3 1			
												295	H	La Salle		3 2			
												296	A	Bucknell		3 0			
												296	H	Bucknell		3 0			
												304	H	Lafayette		3 1			
												305	N	Hartford		2 3			
												311	H	Fairleigh Dickinson		3 2			
												322	N	Quinnipiac		3 1			
LAST 10 GAMES																			

Non-Div. I Games:

Fordham

RPI	S	Opponent	Score	
323	H	St. Francis (NY)	2	3
327	N	Providence	3	0

Fordham

F
o
r
d
h
a
m

F
o
r
d
h
a
m

Average RPI Win:	289	WON-LOST RECORD	WINNING PCT. RANK	LAST 10 GAMES	STRENGTH OF SCHEDULE	OPP. STRENGTH OF SCHEDULE	TEAM RPI	ADJ RPI	CONF. RPI	ADJ CONF. RPI	
Average RPI Loss:	142										
DIV. I ONLY	7- 25	.21875	295	1- 9	162	221	272	.38426	271	14	13
DIV. I NON-CONF.	6- 8	.42857	203	1- 0	235	295	243	.42477	246	17	18
<hr/>											
TOTALS	RPI 1-25	RPI 26-50		W-L RECORDS	RPI 51-100		RPI 101-150		RPI 150+		
7- 25	0- 0	0- 3		OVERALL	0- 5		0- 8		7- 9		
4- 11	0- 0	0- 1		HOME	0- 3		0- 4		4- 3		
2- 11	0- 0	0- 2		AWAY	0- 1		0- 2		2- 4		
1- 3	0- 0	0- 0		NEUTRAL	0- 0		0- 1		1- 2		
<hr/>											
6- 8	0- 0	0- 1		NON-CONFERENCE	0- 1		0- 2		6- 4		
3- 3	0- 0	0- 0		HOME	0- 1		0- 1		3- 1		
2- 2	0- 0	0- 1		AWAY	0- 0		0- 0		2- 1		
1- 3	0- 0	0- 0		NEUTRAL	0- 0		0- 1		1- 2		
<hr/>											
1- 17	0- 0	0- 2		CONFERENCE	0- 4		0- 6		1- 5		
1- 8	0- 0	0- 1		HOME	0- 2		0- 3		1- 2		
0- 9	0- 0	0- 1		AWAY	0- 2		0- 3		0- 3		
0- 0	0- 0	0- 0		NEUTRAL	0- 0		0- 0		0- 0		
<hr/>											
RPI S	Opponent	Score	RPI S	Opponent	Score	RPI S	Opponent	Score	RPI S	Opponent	Score
			35 A	Michigan St.	0 3	51 H	Baylor	1 3	109 A	A&M-Corpus Christi	0 3
			49 A	Central Ark.	1 3	99 A	Oral Roberts	0 3	109 H	A&M-Corpus Christi	1 3
			49 H	Central Ark.	0 3	99 H	Oral Roberts	0 3	114 A	Northwestern St.	0 3
						100 A	Sam Houston St.	0 3	114 H	Northwestern St.	0 3
						100 H	Sam Houston St.	0 3	117 H	Arkansas St.	0 3
									130 A	Stephen F. Austin	1 3
									130 H	Stephen F. Austin	0 3
									139 N	Houston Baptist	0 3
									190 A	Nicholls St.	1 3
									190 H	Nicholls St.	1 3
									196 A	La.-Lafayette	0 3
									199 N	Youngstown St.	2 3
									241 A	Lamar	0 3
									241 H	Lamar	3 0
									244 A	Southeastern La.	1 3
									244 H	Southeastern La.	2 3
									249 H	Hampton	1 3
									265 N	Eastern Ky.	0 3
									282 N	Southern Miss.	3 2
									293 A	Prairie View	3 1
									293 H	Prairie View	3 1
									298 A	New Orleans	3 1
									298 H	New Orleans	3 0
									321 H	Bethune-Cookman	3 0
<hr/>											
LAST 10 GAMES											
			109 A	A&M-Corpus Christi	0 3	298 H	New Orleans	3 0			
			100 A	Sam Houston St.	0 3	190 H	Nicholls St.	1 3			
			49 H	Central Ark.	0 3	114 A	Northwestern St.	0 3			
			99 H	Oral Roberts	0 3	130 A	Stephen F. Austin	1 3			
			241 A	Lamar	0 3	244 H	Southeastern La.	2 3			

Non-Div. I Games:

McNeese St.

Average RPI Win: 291		WON-LOST RECORD		WINNING PCT. RANK		LAST 10 GAMES		STRENGTH OF SCHEDULE		OPP. STRENGTH OF SCHEDULE		TEAM RPI		ADJ RPI		CONF. RPI		ADJ CONF. RPI	
DIV. I ONLY		16- 16		.5 165		4- 6		307		290		263		.38365 272		25		27	
DIV. I NON-CONF.		10- 7		.58824 129		0- 0		321		307		259		.40473 260		27		26	
TOTALS		RPI 1-25		RPI 26-50		W-L RECORDS		RPI 51-100		RPI 101-150		RPI 150+							
16- 16		0- 0		0- 0		OVERALL		0- 0		0- 3		16- 13							
6- 6		0- 0		0- 0		HOME		0- 0		0- 1		6- 5							
6- 7		0- 0		0- 0		AWAY		0- 0		0- 1		6- 6							
4- 3		0- 0		0- 0		NEUTRAL		0- 0		0- 1		4- 2							
10- 7		0- 0		0- 0		NON-CONFERENCE		0- 0		0- 1		10- 6							
3- 2		0- 0		0- 0		HOME		0- 0		0- 0		3- 2							
3- 3		0- 0		0- 0		AWAY		0- 0		0- 0		3- 3							
4- 2		0- 0		0- 0		NEUTRAL		0- 0		0- 1		4- 1							
6- 9		0- 0		0- 0		CONFERENCE		0- 0		0- 2		6- 7							
3- 4		0- 0		0- 0		HOME		0- 0		0- 1		3- 3							
3- 4		0- 0		0- 0		AWAY		0- 0		0- 1		3- 3							
0- 1		0- 0		0- 0		NEUTRAL		0- 0		0- 0		0- 1							
RPI	S	Opponent		Score	RPI	S	Opponent		Score	RPI	S	Opponent		Score					
										124	A	Liberty	0	3					
										124	H	Liberty	2	3					
										129	N	Rutgers	0	3					
										158	N	UMES	1	3					
										180	A	High Point	0	3					
										180	H	High Point	1	3					
										188	A	West Virginia	1	3					
										192	A	James Madison	0	3					
										195	A	Penn	3	1					
										197	H	Presbyterian	0	3					
										212	A	Coastal Caro.	2	3					
										212	N	Coastal Caro.	1	3					
										216	H	Elon	2	3					
										249	A	Hampton	1	3					
										257	H	Winthrop	2	3					
										264	N	NJIT	3	1					
										268	A	UNC Asheville	3	0					
										268	H	UNC Asheville	3	0					
										277	N	George Mason	3	0					
										278	H	Saint Francis (PA)	3	0					
										290	A	Charleston So.	3	0					
										291	A	Gardner-Webb	1	3					
										291	H	Gardner-Webb	3	1					
										292	H	Murray St.	0	3					
										302	N	Wright St.	3	0					
										306	H	Citadel	3	2					
										312	A	Campbell	3	0					
					LAST 10 GAMES														
										212	N	Coastal Caro.	1	3					
										124	H	Liberty	2	3					
										197	H	Presbyterian	0	3					
										257	H	Winthrop	2	3					
										290	A	Charleston So.	3	0					
										212	A	Coastal Caro.	2	3					

Non-Div. I Games:

Radford

RPI	S	Opponent	Score	
312	H	Campbell	3	0
314	H	N.C. Central	3	1
323	A	St. Francis (NY)	3	0
325	N	Saint Peter's	3	0
328	A	N.C. A&T	3	0

Radford

R
a
d
f
o
r
d

R
a
d
f
o
r
d

Average RPI Win:	273	WON-LOST RECORD	WINNING PCT. RANK	LAST 10 GAMES	STRENGTH OF SCHEDULE	OPP. STRENGTH OF SCHEDULE	TEAM RPI	ADJ RPI	CONF. RPI	ADJ CONF. RPI		
DIV. I ONLY		12- 19	.3871	226	4- 6	292	269	277	.38243	273	21	20
DIV. I NON-CONF.		6- 7	.46154	182	1- 0	327	315	306	.34362	304	24	24
<hr/>												
TOTALS	RPI 1-25	RPI 26-50		W-L RECORDS		RPI 51-100		RPI 101-150		RPI 150+		
12- 19	0- 0	0- 0		OVERALL		0- 3		1- 5		11- 11		
6- 5	0- 0	0- 0		HOME		0- 1		1- 2		5- 2		
3- 11	0- 0	0- 0		AWAY		0- 1		0- 3		3- 7		
3- 3	0- 0	0- 0		NEUTRAL		0- 1		0- 0		3- 2		
<hr/>												
6- 7	0- 0	0- 0		NON-CONFERENCE		0- 1		0- 0		6- 6		
2- 0	0- 0	0- 0		HOME		0- 0		0- 0		2- 0		
1- 4	0- 0	0- 0		AWAY		0- 0		0- 0		1- 4		
3- 3	0- 0	0- 0		NEUTRAL		0- 1		0- 0		3- 2		
<hr/>												
6- 12	0- 0	0- 0		CONFERENCE		0- 2		1- 5		5- 5		
4- 5	0- 0	0- 0		HOME		0- 1		1- 2		3- 2		
2- 7	0- 0	0- 0		AWAY		0- 1		0- 3		2- 3		
0- 0	0- 0	0- 0		NEUTRAL		0- 0		0- 0		0- 0		
<hr/>												
RPI	S	Opponent	Score	RPI	S	Opponent	Score	RPI	S	Opponent	Score	
				87 N Furman 0 3				115 A FGCU 0 3				
				97 A Lipscomb 0 3				115 H FGCU 0 3				
				97 H Lipscomb 0 3				135 A East Tenn. St. 0 3				
								135 H East Tenn. St. 3 2				
								137 A Northern Ky. 0 3				
								137 H Northern Ky. 1 3				
								152 A North Florida 0 3				
								152 H North Florida 2 3				
								170 A Loyola Chicago 1 3				
								201 N Canisius 1 3				
								202 N DePaul 0 3				
								206 A Kennesaw St. 1 3				
								206 H Kennesaw St. 3 0				
								213 A Jacksonville 2 3				
								213 H Jacksonville 3 0				
								225 A Mercer 3 0				
								225 H Mercer 0 3				
								239 A Chattanooga 1 3				
								268 H UNC Asheville 3 1				
				290 A Charleston So. 2 3								
				291 A Gardner-Webb 1 3								
				303 N Tennessee Tech 3 0								
				309 A Stetson 3 0								
				309 H Stetson 3 0								
				319 N Chicago St. 3 0								
				329 A Savannah St. 3 1								
				329 H Savannah St. 3 0								
<hr/>												
LAST 10 GAMES												
152 A North Florida 0 3				309 H Stetson 3 0				309 A Stetson 3 0				
213 A Jacksonville 2 3				97 A Lipscomb 0 3				309 H Stetson 3 0				
329 A Savannah St. 3 1				137 A Northern Ky. 0 3				319 N Chicago St. 3 0				
225 H Mercer 0 3				135 H East Tenn. St. 3 2				329 A Savannah St. 3 1				
115 H FGCU 0 3				225 A Mercer 3 0				329 H Savannah St. 3 0				

Non-Div. I Games:

USC Upstate

RPI	S	Opponent	Score	
330	N	Alcorn	3	0

USC Upstate

U
S
C
U
p
s
t
a
t
e

U
S
C
U
p
s
t
a
t
e

Average RPI Win: 281		WON-LOST RECORD	WINNING PCT. RANK		LAST 10 GAMES	STRENGTH OF SCHEDULE	OPP. STRENGTH OF SCHEDULE	TEAM RPI	ADJ RPI	CONF. RPI	ADJ CONF. RPI	
Average RPI Loss: 150												
DIV. I ONLY		7- 17	.29167	277	3- 7	265	214	281	.38143	274	23	23
DIV. I NON-CONF.		4- 6	.4	217	0- 0	223	171	235	.44016	236	21	21
<hr/>												
TOTALS		RPI 1-25		RPI 26-50		W-L RECORDS		RPI 51-100		RPI 101-150		RPI 150+
7- 17	0- 0			0- 3	OVERALL		0- 2		0- 3		7- 9	
4- 5	0- 0			0- 0	HOME		0- 1		0- 1		4- 3	
2- 7	0- 0			0- 0	AWAY		0- 1		0- 1		2- 5	
1- 5	0- 0			0- 3	NEUTRAL		0- 0		0- 1		1- 1	
<hr/>												
4- 6	0- 0			0- 3	NON-CONFERENCE		0- 0		0- 1		4- 2	
2- 0	0- 0			0- 0	HOME		0- 0		0- 0		2- 0	
1- 1	0- 0			0- 0	AWAY		0- 0		0- 0		1- 1	
1- 5	0- 0			0- 3	NEUTRAL		0- 0		0- 1		1- 1	
<hr/>												
3- 11	0- 0			0- 0	CONFERENCE		0- 2		0- 2		3- 7	
2- 5	0- 0			0- 0	HOME		0- 1		0- 1		2- 3	
1- 6	0- 0			0- 0	AWAY		0- 1		0- 1		1- 4	
0- 0	0- 0			0- 0	NEUTRAL		0- 0		0- 0		0- 0	
<hr/>												
RPI S	Opponent	Score	RPI S	Opponent	Score	RPI S	Opponent	Score	RPI S	Opponent	Score	
			40 N	San Diego St.	0 3	70 A	Yale	0 3	113 N	St. John's (NY)	0 3	
			45 N	Santa Clara	0 3	70 H	Yale	1 3	148 A	Columbia	2 3	
			47 N	Northwestern	0 3				148 H	Columbia	0 3	
									160 A	Cal St. Fullerton	0 3	
									189 A	Princeton	0 3	
									189 H	Princeton	0 3	
									195 A	Penn	1 3	
									195 H	Penn	1 3	
									205 N	Villanova	0 3	
									223 H	Rhode Island	3 1	
									237 A	Harvard	0 3	
									237 H	Harvard	1 3	
									248 A	Central Conn. St.	3 0	
									256 A	Cornell	1 3	
									256 H	Cornell	3 1	
									300 A	Dartmouth	3 0	
									300 H	Dartmouth	3 0	
									316 N	Holy Cross	3 1	
									327 H	Providence	3 0	
<hr/>												
LAST 10 GAMES												
			237 H	Harvard	1 3	256 H	Cornell	3 1				
			300 H	Dartmouth	3 0	70 A	Yale	0 3				
			195 A	Penn	1 3	189 H	Princeton	0 3				
			189 A	Princeton	0 3	195 H	Penn	1 3				
			148 H	Columbia	0 3	300 A	Dartmouth	3 0				

Non-Div. I Games:

Brown

Average RPI Win: 272		WON-LOST RECORD		WINNING PCT. RANK		LAST 10 GAMES		STRENGTH OF SCHEDULE		OPP. STRENGTH OF SCHEDULE		TEAM RPI		ADJ RPI		CONF. RPI		ADJ CONF. RPI	
DIV. I ONLY		10- 21		.32258 256		3- 7		240		224		266		.38101 275		24		24	
DIV. I NON-CONF.		4- 10		.28571 261		0- 0		159		157		244		.42432 247		23		23	
TOTALS		RPI 1-25		RPI 26-50		W-L RECORDS		RPI 51-100		RPI 101-150		RPI 150+							
10- 21		0- 1		0- 1		OVERALL		0- 3		0- 3		10- 13							
6- 6		0- 0		0- 0		HOME		0- 0		0- 1		6- 5							
3- 10		0- 0		0- 1		AWAY		0- 3		0- 0		3- 6							
1- 5		0- 1		0- 0		NEUTRAL		0- 0		0- 2		1- 2							
4- 10		0- 1		0- 1		NON-CONFERENCE		0- 1		0- 3		4- 4							
2- 2		0- 0		0- 0		HOME		0- 0		0- 1		2- 1							
1- 3		0- 0		0- 1		AWAY		0- 1		0- 0		1- 1							
1- 5		0- 1		0- 0		NEUTRAL		0- 0		0- 2		1- 2							
6- 11		0- 0		0- 0		CONFERENCE		0- 2		0- 0		6- 9							
4- 4		0- 0		0- 0		HOME		0- 0		0- 0		4- 4							
2- 7		0- 0		0- 0		AWAY		0- 2		0- 0		2- 5							
0- 0		0- 0		0- 0		NEUTRAL		0- 0		0- 0		0- 0							
RPI S	Opponent		Score		RPI S	Opponent		Score		RPI S	Opponent		Score						
6 N	Kansas		0 3		27 A	Arkansas		0 3		74 A	Morehead St.		0 3						
										74 A	Morehead St.		0 3						
										86 A	Southern Ill.		0 3						
										111 N	North Texas		1 3						
										114 N	Northwestern St.		1 3						
										149 H	Troy		2 3						
										168 N	UALR		1 3						
										173 H	Belmont		3 2						
										190 N	Nicholls St.		0 3						
										191 A	Austin Peay		0 3						
										191 H	Austin Peay		0 3						
										194 A	Southeast Mo. St.		1 3						
										194 H	Southeast Mo. St.		1 3						
										202 H	DePaul		2 3						
										209 H	Tennessee St.		1 3						
										219 H	Jacksonville St.		2 3						
										224 A	Evansville		0 3						
										252 N	Jackson St.		3 1						
										260 A	Eastern Ill.		3 1						
										260 H	Eastern Ill.		3 1						
										265 A	Eastern Ky.		0 3						
										280 H	Alabama A&M		3 1						
										285 A	SIU Edwardsville		0 3						
										285 H	SIU Edwardsville		3 2						
										292 A	Murray St.		1 3						
										292 H	Murray St.		3 1						
										302 H	Wright St.		3 1						
										303 A	Tennessee Tech		3 2						
										313 A	Alabama St.		3 0						
LAST 10 GAMES																			
										74 A	Morehead St.		0 3						
										219 H	Jacksonville St.		2 3						
										194 H	Southeast Mo. St.		1 3						
										292 A	Murray St.		1 3						
										191 A	Austin Peay		0 3						
										285 H	SIU Edwardsville		3 2						
										292 H	Murray St.		3 1						
										302 H	Wright St.		3 1						
										303 A	Tennessee Tech		3 2						
										313 A	Alabama St.		3 0						

Non-Div. I Games:

UT Martin

Average RPI Win:	309	WON-LOST RECORD	WINNING PCT. RANK	LAST 10 GAMES	STRENGTH OF SCHEDULE	OPP. STRENGTH OF SCHEDULE	TEAM RPI	ADJ RPI	CONF. RPI	ADJ CONF. RPI		
DIV. I ONLY		10- 20	.33333	253	5- 5	252	293	275	.37709	276	31	31
DIV. I NON-CONF.		2- 12	.14286	301	0- 0	120	191	263	.40334	261	31	31
<hr/>												
TOTALS	RPI 1-25	RPI 26-50		W-L RECORDS		RPI 51-100		RPI 101-150		RPI 150+		
10- 20	0- 0	0- 1		OVERALL		0- 2		0- 6		10- 11		
5- 7	0- 0	0- 0		HOME		0- 0		0- 3		5- 4		
5- 8	0- 0	0- 1		AWAY		0- 0		0- 2		5- 4		
0- 5	0- 0	0- 0		NEUTRAL		0- 2		0- 1		0- 2		
<hr/>												
2- 12	0- 0	0- 1		NON-CONFERENCE		0- 2		0- 4		2- 5		
1- 3	0- 0	0- 0		HOME		0- 0		0- 2		1- 1		
1- 4	0- 0	0- 1		AWAY		0- 0		0- 1		1- 2		
0- 5	0- 0	0- 0		NEUTRAL		0- 2		0- 1		0- 2		
<hr/>												
8- 8	0- 0	0- 0		CONFERENCE		0- 0		0- 2		8- 6		
4- 4	0- 0	0- 0		HOME		0- 0		0- 1		4- 3		
4- 4	0- 0	0- 0		AWAY		0- 0		0- 1		4- 3		
0- 0	0- 0	0- 0		NEUTRAL		0- 0		0- 0		0- 0		
<hr/>												
RPI S	Opponent	Score	RPI S	Opponent	Score	RPI S	Opponent	Score	RPI S	Opponent	Score	
			40 A	San Diego St.	0 3	66 N	VCU	0 3	101 N	Alabama	1 3	
						93 N	Utah St.	1 3	118 A	Northeastern	1 3	
									120 H	Connecticut	0 3	
									127 A	LIU Brooklyn	2 3	
									127 H	LIU Brooklyn	0 3	
									145 H	Fairfield	0 3	
									153 N	Albany (NY)	0 3	
									157 A	Army	0 3	
									160 A	Cal St. Fullerton	0 3	
									177 H	UCF	0 3	
									245 N	Montana	0 3	
									248 A	Central Conn. St.	0 3	
									248 H	Central Conn. St.	1 3	
									258 A	Robert Morris	1 3	
									258 H	Robert Morris	3 2	
									278 A	Saint Francis (PA)	0 3	
									278 H	Saint Francis (PA)	2 3	
									300 H	Dartmouth	3 0	
									307 A	Bryant	3 1	
									307 H	Bryant	3 0	
									311 A	Fairleigh Dickinson	3 0	
									311 H	Fairleigh Dickinson	1 3	
									316 A	Holy Cross	3 0	
									322 A	Quinnipiac	3 0	
									322 H	Quinnipiac	3 0	
									323 A	St. Francis (NY)	3 0	
									323 H	St. Francis (NY)	3 1	
<hr/>												
			LAST 10 GAMES									
			322 H	Quinnipiac	3 0	323 H	St. Francis (NY)	3 1	316 A	Holy Cross	3 0	
			278 A	Saint Francis (PA)	0 3	127 H	LIU Brooklyn	0 3	322 A	Quinnipiac	3 0	
			258 A	Robert Morris	1 3	248 A	Central Conn. St.	0 3	322 H	Quinnipiac	3 0	
			311 A	Fairleigh Dickinson	3 0	278 H	Saint Francis (PA)	2 3	323 A	St. Francis (NY)	3 0	
			307 H	Bryant	3 0	258 H	Robert Morris	3 2	323 H	St. Francis (NY)	3 1	

Non-Div. I Games:

Sacred Heart

Average RPI Win:		204	WON-LOST RECORD		WINNING PCT. RANK		LAST 10 GAMES		STRENGTH OF SCHEDULE		OPP. STRENGTH OF SCHEDULE		TEAM RPI		ADJ RPI		CONF. RPI		ADJ CONF. RPI		
DIV. I ONLY			5- 20		.2 300		2- 8		155		204		274		.37664 277		19		18		
DIV. I NON-CONF.			2- 11		.15385 300		0- 0		154		202		276		.37997 279		19		19		
TOTALS		RPI 1-25		RPI 26-50		W-L RECORDS		RPI 51-100		RPI 101-150		RPI 150+									
5- 20		0- 0		0- 1		OVERALL		0- 3		0- 4		5- 12									
4- 7		0- 0		0- 0		HOME		0- 2		0- 2		4- 3									
1- 8		0- 0		0- 0		AWAY		0- 0		0- 1		1- 7									
0- 5		0- 0		0- 1		NEUTRAL		0- 1		0- 1		0- 2									
2- 11		0- 0		0- 1		NON-CONFERENCE		0- 2		0- 1		2- 7									
2- 3		0- 0		0- 0		HOME		0- 1		0- 0		2- 2									
0- 3		0- 0		0- 0		AWAY		0- 0		0- 0		0- 3									
0- 5		0- 0		0- 1		NEUTRAL		0- 1		0- 1		0- 2									
3- 9		0- 0		0- 0		CONFERENCE		0- 1		0- 3		3- 5									
2- 4		0- 0		0- 0		HOME		0- 1		0- 2		2- 1									
1- 5		0- 0		0- 0		AWAY		0- 0		0- 1		1- 4									
0- 0		0- 0		0- 0		NEUTRAL		0- 0		0- 0		0- 0									
RPI	S	Opponent		Score		RPI	S	Opponent		Score		RPI	S	Opponent		Score					
				48	N	Loyola Marymount		0	3	64	N	Virginia Tech		0	3	118	A	Northeastern		0	3
										85	H	Towson		1	3	118	H	Northeastern		0	3
										95	H	South Carolina		0	3	129	N	Rutgers		2	3
																142	H	Delaware		2	3
																151	A	Hofstra		3	1
																151	H	Hofstra		0	3
																176	A	American		0	3
																180	A	High Point		2	3
																188	H	West Virginia		3	0
																192	A	James Madison		1	3
																192	H	James Madison		3	2
																195	A	Penn		1	3
																200	A	William & Mary		0	3
																211	N	Georgetown		0	3
																215	H	Niagara		0	3
																234	A	UNC Wilmington		2	3
																243	A	Georgia St.		0	3
																243	H	Georgia St.		3	0
																246	H	UMBC		3	2
																269	H	Navy		1	3
																272	N	Radford		0	3
LAST 10 GAMES																					
				118	H	Northeastern		0	3	243	A	Georgia St.		0	3						
				151	H	Hofstra		0	3	142	H	Delaware		2	3						
				192	H	James Madison		3	2	85	H	Towson		1	3						
				200	A	William & Mary		0	3	151	A	Hofstra		3	1						
				234	A	UNC Wilmington		2	3	118	A	Northeastern		0	3						

Non-Div. I Games:

George Mason

Average RPI Win: 299		WON-LOST RECORD		WINNING PCT. RANK		LAST 10 GAMES		STRENGTH OF SCHEDULE		OPP. STRENGTH OF SCHEDULE		TEAM RPI		ADJ RPI		CONF. RPI		ADJ CONF. RPI	
DIV. I ONLY		14- 16		.46667 186		6- 4		304		308		273		.37573 278		31		31	
DIV. I NON-CONF.		4- 8		.33333 244		0- 0		305		265		287		.36463 286		31		31	
TOTALS		RPI 1-25		RPI 26-50		W-L RECORDS		RPI 51-100		RPI 101-150		RPI 150+							
14- 16		0- 0		0- 0		OVERALL		0- 0		0- 5		14- 11							
5- 5		0- 0		0- 0		HOME		0- 0		0- 2		5- 3							
7- 6		0- 0		0- 0		AWAY		0- 0		0- 2		7- 4							
2- 5		0- 0		0- 0		NEUTRAL		0- 0		0- 1		2- 4							
4- 8		0- 0		0- 0		NON-CONFERENCE		0- 0		0- 2		4- 6							
0- 2		0- 0		0- 0		HOME		0- 0		0- 1		0- 1							
2- 2		0- 0		0- 0		AWAY		0- 0		0- 0		2- 2							
2- 4		0- 0		0- 0		NEUTRAL		0- 0		0- 1		2- 3							
10- 8		0- 0		0- 0		CONFERENCE		0- 0		0- 3		10- 5							
5- 3		0- 0		0- 0		HOME		0- 0		0- 1		5- 2							
5- 4		0- 0		0- 0		AWAY		0- 0		0- 2		5- 2							
0- 1		0- 0		0- 0		NEUTRAL		0- 0		0- 0		0- 1							
RPI S	Opponent	Score		RPI S	Opponent	Score		RPI S	Opponent	Score		RPI S	Opponent	Score					
										119 H	Duquesne		0	3					
										124 N	Liberty		0	3					
										127 A	LIU Brooklyn		1	3					
										127 A	LIU Brooklyn		0	3					
										127 H	LIU Brooklyn		0	3					
										186 N	Marshall		0	3					
										188 A	West Virginia		3	2					
										235 A	Kent St.		0	3					
										246 H	UMBC		2	3					
										248 A	Central Conn. St.		1	3					
										248 H	Central Conn. St.		1	3					
										248 N	Central Conn. St.		1	3					
										251 N	Loyola Maryland		1	3					
										258 A	Robert Morris		2	3					
										258 H	Robert Morris		0	3					
										272 A	Radford		0	3					
										276 A	Sacred Heart		3	2					
										276 H	Sacred Heart		3	0					
										292 N	Murray St.		3	2					
										295 N	La Salle		2	3					
										306 N	Citadel		3	2					
										307 A	Bryant		3	0					
										307 H	Bryant		3	2					
										311 A	Fairleigh Dickinson		3	0					
										311 H	Fairleigh Dickinson		3	1					
										317 A	Delaware St.		3	1					
										322 A	Quinnipiac		3	0					
				LAST 10 GAMES															
										127 A	LIU Brooklyn		1	3					
										323 A	St. Francis (NY)		3	1					
										127 A	LIU Brooklyn		0	3					
										276 H	Sacred Heart		3	0					
										311 H	Fairleigh Dickinson		3	1					
										276 A	Sacred Heart		3	2					

Non-Div. I Games:

Saint Francis (PA)

RPI	S	Opponent	Score	
322	H	Quinnipiac	3	2
323	A	St. Francis (NY)	3	1
323	H	St. Francis (NY)	3	1

Saint Francis (PA)
(
P
A
)

S
a
i
n
t
F
r
a
n
c
i
s
(
P
A
)

S
a
i
n
t
F
r
a
n
c
i
s
(
P
A
)

[illegible]

Non-Div. I Games:	Texas-Brownsville	2	3	Tex. A&M-Kingsville	2	3
-------------------	-------------------	---	---	---------------------	---	---

Tex.-Pan American

Average RPI Win: 266		WON-LOST	WINNING	LAST 10	STRENGTH OF		OPP. STRENGTH	TEAM	ADJ	CONF.	ADJ CONF.
Average RPI Loss: 154		RECORD	PCT. RANK	GAMES	SCHEDULE		OF SCHEDULE	RPI	RPI	RPI	RPI
DIV. I ONLY		7- 19	.26923	284	276		167	284	.36983	281	15
DIV. I NON-CONF.		5- 6	.45455	188	319		251	275	.39155	270	12
TOTALS		RPI 1-25	RPI 26-50		W-L RECORDS		RPI 51-100		RPI 101-150		RPI 150+
7- 19	0- 0	0- 4		OVERALL		0- 0		0- 4		7- 11	
4- 6	0- 0	0- 1		HOME		0- 0		0- 2		4- 3	
2- 8	0- 0	0- 2		AWAY		0- 0		0- 2		2- 4	
1- 5	0- 0	0- 1		NEUTRAL		0- 0		0- 0		1- 4	
5- 6	0- 0	0- 2		NON-CONFERENCE		0- 0		0- 0		5- 4	
2- 0	0- 0	0- 0		HOME		0- 0		0- 0		2- 0	
2- 1	0- 0	0- 1		AWAY		0- 0		0- 0		2- 0	
1- 5	0- 0	0- 1		NEUTRAL		0- 0		0- 0		1- 4	
2- 13	0- 0	0- 2		CONFERENCE		0- 0		0- 4		2- 7	
2- 6	0- 0	0- 1		HOME		0- 0		0- 2		2- 3	
0- 7	0- 0	0- 1		AWAY		0- 0		0- 2		0- 4	
0- 0	0- 0	0- 0		NEUTRAL		0- 0		0- 0		0- 0	
RPI S	Opponent	Score	RPI S	Opponent	Score	RPI S	Opponent	Score	RPI S	Opponent	Score
			28 A	Western Ky.	0 3				111 A	North Texas	1 3
			28 H	Western Ky.	0 3				117 H	Arkansas St.	1 3
			45 A	Arizona St.	0 3				149 A	Troy	0 3
			49 N	Central Ark.	0 3				149 H	Troy	0 3
									168 H	UALR	2 3
									175 A	Middle Tenn.	1 3
									175 H	Middle Tenn.	1 3
									181 A	FIU	0 3
									181 H	FIU	2 3
									184 N	Gonzaga	2 3
									196 H	La.-Lafayette	3 2
									198 N	Wofford	1 3
									205 N	Villanova	3 1
									208 A	South Ala.	0 3
									208 H	South Ala.	3 2
									249 N	Hampton	2 3
									261 A	La.-Monroe	1 3
									266 N	UC Riverside	2 3
									309 A	Stetson	3 2
									309 A	Stetson	3 2
									316 H	Holy Cross	3 0
									321 H	Bethune-Cookman	3 0
LAST 10 GAMES											
			149 H	Troy	0 3				111 A	North Texas	1 3
			208 H	South Ala.	3 2				261 A	La.-Monroe	1 3
			181 A	FIU	0 3				28 A	Western Ky.	0 3
			28 H	Western Ky.	0 3				175 A	Middle Tenn.	1 3
			175 H	Middle Tenn.	1 3				316 H	Holy Cross	3 0

Non-Div. I Games:

Fla. Atlantic

Average RPI Win:	271	WON-LOST RECORD	WINNING PCT. RANK	LAST 10 GAMES	STRENGTH OF SCHEDULE	OPP. STRENGTH OF SCHEDULE	TEAM RPI	ADJ RPI	CONF. RPI	ADJ CONF. RPI	
DIV. I ONLY	8- 20	.28571	280	2- 8	255	230	279	.36862	282	22	22
DIV. I NON-CONF.	4- 8	.33333	244	0- 0	169	245	242	.43075	241	18	17
<hr/>											
TOTALS	RPI 1-25	RPI 26-50		W-L RECORDS	RPI 51-100		RPI 101-150		RPI 150+		
8- 20	0- 0	0- 1		OVERALL	0- 1		0- 5		8- 13		
4- 7	0- 0	0- 1		HOME	0- 1		0- 0		4- 5		
2- 9	0- 0	0- 0		AWAY	0- 0		0- 2		2- 7		
2- 4	0- 0	0- 0		NEUTRAL	0- 0		0- 3		2- 1		
<hr/>											
4- 8	0- 0	0- 1		NON-CONFERENCE	0- 0		0- 4		4- 3		
1- 2	0- 0	0- 1		HOME	0- 0		0- 0		1- 1		
1- 2	0- 0	0- 0		AWAY	0- 0		0- 1		1- 1		
2- 4	0- 0	0- 0		NEUTRAL	0- 0		0- 3		2- 1		
<hr/>											
4- 12	0- 0	0- 0		CONFERENCE	0- 1		0- 1		4- 10		
3- 5	0- 0	0- 0		HOME	0- 1		0- 0		3- 4		
1- 7	0- 0	0- 0		AWAY	0- 0		0- 1		1- 6		
0- 0	0- 0	0- 0		NEUTRAL	0- 0		0- 0		0- 0		
<hr/>											
RPI S	Opponent	Score	RPI S	Opponent	Score	RPI S	Opponent	Score	RPI S	Opponent	Score
			49 H	Central Ark.	0 3	54 H	Tulsa	1 3	114 N	Northwestern St.	1 3
									114 N	Northwestern St.	0 3
									125 A	Rice	0 3
									130 A	Stephen F. Austin	1 3
									139 N	Houston Baptist	1 3
									155 A	UTEP	1 3
									164 A	UAB	0 3
									164 H	UAB	1 3
									177 A	UCF	1 3
									177 H	UCF	0 3
									186 A	Marshall	2 3
									186 H	Marshall	3 0
									196 A	La.-Lafayette	0 3
									208 H	South Ala.	0 3
									220 H	SMU	0 3
									221 A	Houston	0 3
									226 A	Texas-Arlington	3 0
									236 A	Memphis	2 3
									236 H	Memphis	2 3
									258 N	Robert Morris	3 0
									263 N	Marist	3 0
									271 N	McNeese St.	2 3
									288 H	Tulane	3 2
									308 H	Louisiana Tech	3 0
									318 A	East Carolina	3 2
									318 H	East Carolina	3 2
<hr/>											
			LAST 10 GAMES								
	164 H	UAB	1	3	186 H	Marshall	3	0	288 H	Tulane	3 2
	236 H	Memphis	2	3	177 H	UCF	0	3	308 H	Louisiana Tech	3 0
	221 A	Houston	0	3	177 A	UCF	1	3	318 A	East Carolina	3 2
	125 A	Rice	0	3	236 A	Memphis	2	3	318 H	East Carolina	3 2
	318 H	East Carolina	3	2	164 A	UAB	0	3			

Non-Div. I Games:

Southern Miss.

Average RPI Win: 266		WON-LOST RECORD		WINNING PCT. RANK		LAST 10 GAMES		STRENGTH OF SCHEDULE		OPP. STRENGTH OF SCHEDULE		TEAM RPI		ADJ RPI		CONF. RPI		ADJ CONF. RPI	
DIV. I ONLY		7- 23		.23333 290		2- 8		243		186		283		.36545 283		20		21	
DIV. I NON-CONF.		4- 10		.28571 261		0- 0		256		129		270		.39689 267		22		22	
TOTALS		RPI 1-25		RPI 26-50		W-L RECORDS		RPI 51-100		RPI 101-150		RPI 150+							
7- 23		0- 1		0- 1		OVERALL		0- 5		0- 4		7- 12							
4- 5		0- 0		0- 0		HOME		0- 2		0- 1		4- 2							
0- 13		0- 0		0- 0		AWAY		0- 3		0- 1		0- 9							
3- 5		0- 1		0- 1		NEUTRAL		0- 0		0- 2		3- 1							
4- 10		0- 1		0- 1		NON-CONFERENCE		0- 2		0- 2		4- 4							
1- 0		0- 0		0- 0		HOME		0- 0		0- 0		1- 0							
0- 5		0- 0		0- 0		AWAY		0- 2		0- 0		0- 3							
3- 5		0- 1		0- 1		NEUTRAL		0- 0		0- 2		3- 1							
3- 13		0- 0		0- 0		CONFERENCE		0- 3		0- 2		3- 8							
3- 5		0- 0		0- 0		HOME		0- 2		0- 1		3- 2							
0- 8		0- 0		0- 0		AWAY		0- 1		0- 1		0- 6							
0- 0		0- 0		0- 0		NEUTRAL		0- 0		0- 0		0- 0							
RPI	S	Opponent		Score		RPI	S	Opponent		Score		RPI	S	Opponent		Score			
7	N	Minnesota		0 3		50	N	Missouri		0 3		55	H	Col. of Charleston		1 3			
												66	A	VCU		2 3			
												73	H	Ga. Southern		1 3			
												87	A	Furman		0 3			
												97	A	Lipscomb		0 3			
												110	A	Samford		0 3			
												110	H	Samford		0 3			
												121	N	Seton Hall		1 3			
												136	N	Virginia		0 3			
												156	A	Wake Forest		0 3			
												192	A	James Madison		0 3			
												198	A	Wofford		0 3			
												207	A	Davidson		1 3			
												211	N	Georgetown		3 2			
												214	A	UNC Greensboro		1 3			
												214	H	UNC Greensboro		1 3			
												216	A	Elon		0 3			
												216	H	Elon		3 1			
												221	N	Houston		3 2			
												222	N	Toledo		0 3			
												239	A	Chattanooga		0 3			
												239	H	Chattanooga		1 3			
												257	A	Winthrop		0 3			
												267	A	Western Caro.		2 3			
												267	H	Western Caro.		3 0			
												306	H	Citadel		3 1			
												312	N	Campbell		3 0			
												328	H	N.C. A&T		3 0			
LAST 10 GAMES																			
						110	H	Samford		0 3		216	A	Elon		0 3			
						239	H	Chattanooga		1 3		306	H	Citadel		3 1			
						207	A	Davidson		1 3		55	H	Col. of Charleston		1 3			
						267	H	Western Caro.		3 0		87	A	Furman		0 3			
						214	A	UNC Greensboro		1 3		198	A	Wofford		0 3			

Non-Div. I Games:

Appalachian St.

Average RPI Win: 230		WON-LOST	WINNING	LAST 10	STRENGTH OF		OPP. STRENGTH	TEAM	ADJ	CONF.	ADJ CONF.
Average RPI Loss: 141		RECORD	PCT. RANK	GAMES	SCHEDULE		OF SCHEDULE	RPI	RPI	RPI	RPI
DIV. I ONLY		4- 24	.14286	310	1- 9		176	146	289	.36019	284
DIV. I NON-CONF.		2- 8	.2	285	0- 0		279	260	304	.34541	303
TOTALS		RPI 1-25	RPI 26-50		W-L RECORDS		RPI 51-100		RPI 101-150		RPI 150+
4- 24	0- 0	0- 6		OVERALL		0- 6		1- 1		3- 11	
2- 10	0- 0	0- 3		HOME		0- 3		0- 0		2- 4	
0- 12	0- 0	0- 3		AWAY		0- 3		0- 1		0- 5	
2- 2	0- 0	0- 0		NEUTRAL		0- 0		1- 0		1- 2	
2- 8	0- 0	0- 0		NON-CONFERENCE		0- 0		1- 1		1- 7	
0- 3	0- 0	0- 0		HOME		0- 0		0- 0		0- 3	
0- 3	0- 0	0- 0		AWAY		0- 0		0- 1		0- 2	
2- 2	0- 0	0- 0		NEUTRAL		0- 0		1- 0		1- 2	
2- 16	0- 0	0- 6		CONFERENCE		0- 6		0- 0		2- 4	
2- 7	0- 0	0- 3		HOME		0- 3		0- 0		2- 1	
0- 9	0- 0	0- 3		AWAY		0- 3		0- 0		0- 3	
0- 0	0- 0	0- 0		NEUTRAL		0- 0		0- 0		0- 0	
RPI S	Opponent	Score	RPI S	Opponent	Score	RPI S	Opponent	Score	RPI S	Opponent	Score
			29 A	Creighton	0 3	86 A	Southern Ill.	0 3	106 A	IUPUI	0 3
			29 H	Creighton	0 3	86 H	Southern Ill.	0 3	146 N	Butler	3 1
			43 A	UNI	0 3	91 A	Missouri St.	2 3	166 N	Temple	1 3
			43 H	UNI	0 3	91 H	Missouri St.	0 3	170 H	Loyola Chicago	1 3
			44 A	Wichita St.	0 3	92 A	Illinois St.	0 3	202 A	DePaul	2 3
			44 H	Wichita St.	2 3	92 H	Illinois St.	0 3	224 A	Evansville	2 3
									224 H	Evansville	3 2
									229 H	Western Ill.	2 3
									231 A	Bradley	0 3
									231 H	Bradley	3 1
									240 A	Miami (OH)	2 3
									255 A	Drake	1 3
									255 H	Drake	1 3
									260 N	Eastern Ill.	2 3
									285 H	SIU Edwardsville	2 3
									319 N	Chicago St.	3 0
LAST 10 GAMES											
			86 H	Southern Ill.	0 3	44 H	Wichita St.	2 3			
			224 H	Evansville	3 2	92 A	Illinois St.	0 3			
			255 A	Drake	1 3	231 A	Bradley	0 3			
			29 A	Creighton	0 3	43 A	UNI	0 3			
			91 H	Missouri St.	0 3	29 H	Creighton	0 3			

Non-Div. I Games:

Indiana St.

Average RPI Win: 249		WON-LOST	WINNING	LAST 10	STRENGTH OF		OPP. STRENGTH	TEAM	ADJ	CONF.	ADJ CONF.
Average RPI Loss: 195		RECORD	PCT. RANK	GAMES	SCHEDULE		OF SCHEDULE	RPI	RPI	RPI	RPI
DIV. I ONLY		9- 18	.33333	253	2- 8		282	240	280	.36	285
DIV. I NON-CONF.		4- 7	.36364	235	0- 0		218	204	247	.41867	250
TOTALS		RPI 1-25	RPI 26-50		W-L RECORDS		RPI 51-100		RPI 101-150		RPI 150+
9- 18	0- 0	0- 1		OVERALL		0- 1		0- 1		9- 15	
5- 8	0- 0	0- 1		HOME		0- 1		0- 1		5- 5	
2- 8	0- 0	0- 0		AWAY		0- 0		0- 0		2- 8	
2- 2	0- 0	0- 0		NEUTRAL		0- 0		0- 0		2- 2	
4- 7	0- 0	0- 1		NON-CONFERENCE		0- 0		0- 1		4- 5	
1- 4	0- 0	0- 1		HOME		0- 0		0- 1		1- 2	
1- 1	0- 0	0- 0		AWAY		0- 0		0- 0		1- 1	
2- 2	0- 0	0- 0		NEUTRAL		0- 0		0- 0		2- 2	
5- 11	0- 0	0- 0		CONFERENCE		0- 1		0- 0		5- 10	
4- 4	0- 0	0- 0		HOME		0- 1		0- 0		4- 3	
1- 7	0- 0	0- 0		AWAY		0- 0		0- 0		1- 7	
0- 0	0- 0	0- 0		NEUTRAL		0- 0		0- 0		0- 0	
RPI S	Opponent	Score	RPI S	Opponent	Score	RPI S	Opponent	Score	RPI S	Opponent	Score
			45 H	Santa Clara	1 3	74 H	Morehead St.	1 3	108 H	Northern Ill.	0 3
									169 A	Akron	0 3
									170 N	Loyola Chicago	3 1
									173 A	Belmont	0 3
									174 H	Montana St.	1 3
									191 A	Austin Peay	0 3
									191 H	Austin Peay	2 3
									194 A	Southeast Mo. St.	0 3
									194 H	Southeast Mo. St.	1 3
									199 N	Youngstown St.	1 3
									209 H	Tennessee St.	1 3
									219 A	Jacksonville St.	3 1
									224 H	Evansville	0 3
									229 H	Western Ill.	3 1
									229 N	Western Ill.	2 3
									250 N	Binghamton	3 0
									260 A	Eastern Ill.	1 3
									260 H	Eastern Ill.	3 0
									265 H	Eastern Ky.	3 0
									275 A	UT Martin	2 3
									275 H	UT Martin	3 0
									284 A	Indiana St.	3 2
									292 A	Murray St.	1 3
									292 H	Murray St.	3 0
									303 A	Tennessee Tech	1 3
LAST 10 GAMES			209 H	Tennessee St.	1 3	194 A	Southeast Mo. St.	0 3	292 A	Murray St.	1 3
			260 A	Eastern Ill.	1 3	292 H	Murray St.	3 0	292 H	Murray St.	3 0
			219 A	Jacksonville St.	3 1	191 H	Austin Peay	2 3	303 A	Tennessee Tech	1 3
			303 A	Tennessee Tech	1 3	191 A	Austin Peay	0 3			
			275 A	UT Martin	2 3	292 A	Murray St.	1 3			

Non-Div. I Games:

SIU Edwardsville

Average RPI Win:	313	WON-LOST	WINNING	LAST 10	STRENGTH OF	OPP. STRENGTH	TEAM	ADJ	CONF.	ADJ CONF.	
Average RPI Loss:	214	RECORD	PCT. RANK	GAMES	SCHEDULE	OF SCHEDULE	RPI	RPI	RPI	RPI	
DIV. I ONLY	11- 14	.44	200	5- 5	311	321	287	.35827	286	32	32
DIV. I NON-CONF.	3- 7	.3	256	0- 0	241	321	278	.38303	277	32	32
<hr/>											
TOTALS	RPI 1-25	RPI 26-50		W-L RECORDS		RPI 51-100		RPI 101-150		RPI 150+	
11- 14	0- 0	0- 0		OVERALL		0- 1		0- 1		11- 12	
6- 5	0- 0	0- 0		HOME		0- 0		0- 0		6- 5	
4- 6	0- 0	0- 0		AWAY		0- 0		0- 0		4- 6	
1- 3	0- 0	0- 0		NEUTRAL		0- 1		0- 1		1- 1	
3- 7	0- 0	0- 0		NON-CONFERENCE		0- 1		0- 1		3- 5	
1- 2	0- 0	0- 0		HOME		0- 0		0- 0		1- 2	
1- 2	0- 0	0- 0		AWAY		0- 0		0- 0		1- 2	
1- 3	0- 0	0- 0		NEUTRAL		0- 1		0- 1		1- 1	
8- 7	0- 0	0- 0		CONFERENCE		0- 0		0- 0		8- 7	
5- 3	0- 0	0- 0		HOME		0- 0		0- 0		5- 3	
3- 4	0- 0	0- 0		AWAY		0- 0		0- 0		3- 4	
0- 0	0- 0	0- 0		NEUTRAL		0- 0		0- 0		0- 0	
RPI	S	Opponent	Score	RPI	S	Opponent	Score	RPI	S	Opponent	Score
						85 N Towson	0 3			113 N St. John's (NY)	0 3
										158 A UMES	0 3
										158 H UMES	0 3
										176 A American	0 3
										199 H Youngstown St.	1 3
										203 A Florida A&M	0 3
										246 N UMBC	0 3
										249 A Hampton	0 3
										249 H Hampton	1 3
										251 A Loyola Maryland	0 3
										289 A Norfolk St.	0 3
										289 H Norfolk St.	3 0
										299 A Morgan St.	3 1
										299 H Morgan St.	1 3
										304 A Lafayette	3 2
										307 H Bryant	3 1
										317 A Delaware St.	3 1
										317 H Delaware St.	3 0
										319 H Chicago St.	1 3
										320 A Howard	3 2
										320 H Howard	3 0
										321 H Bethune-Cookman	3 1
										323 N St. Francis (NY)	3 0
										328 H N.C. A&T	3 1

Non-Div. I Games:

Coppin St.

Average RPI Win: 170		WON-LOST RECORD		WINNING PCT. RANK		LAST 10 GAMES		STRENGTH OF SCHEDULE		OPP. STRENGTH OF SCHEDULE		TEAM RPI		ADJ RPI		CONF. RPI		ADJ CONF. RPI	
DIV. I ONLY		5- 26		.16129 306		5- 5		196		143		285		.35484 287		16		17	
DIV. I NON-CONF.		0- 11		0 318		0- 0		252		88		319		.32633 310		14		13	
TOTALS		RPI 1-25		RPI 26-50		W-L RECORDS		RPI 51-100		RPI 101-150		RPI 150+							
5- 26		0- 1		0- 0		OVERALL		2- 8		0- 2		3- 15							
3- 7		0- 0		0- 0		HOME		1- 3		0- 0		2- 4							
2- 12		0- 1		0- 0		AWAY		1- 4		0- 1		1- 6							
0- 7		0- 0		0- 0		NEUTRAL		0- 1		0- 1		0- 5							
0- 11		0- 1		0- 0		NON-CONFERENCE		0- 2		0- 2		0- 6							
0- 0		0- 0		0- 0		HOME		0- 0		0- 0		0- 0							
0- 4		0- 1		0- 0		AWAY		0- 1		0- 1		0- 1							
0- 7		0- 0		0- 0		NEUTRAL		0- 1		0- 1		0- 5							
5- 15		0- 0		0- 0		CONFERENCE		2- 6		0- 0		3- 9							
3- 7		0- 0		0- 0		HOME		1- 3		0- 0		2- 4							
2- 8		0- 0		0- 0		AWAY		1- 3		0- 0		1- 5							
0- 0		0- 0		0- 0		NEUTRAL		0- 0		0- 0		0- 0							
RPI S	Opponent	Score		RPI S	Opponent	Score		RPI S	Opponent	Score		RPI S	Opponent	Score					
23 A	Iowa St.	0 3						59 N	San Francisco	1 3		133 N	Iowa	0 3					
								77 A	Portland St.	0 3		144 A	Boise St.	0 3					
								77 H	Portland St.	0 3		162 N	South Dakota St.	1 3					
								82 A	Northern Colo.	0 3		165 A	North Dakota	1 3					
								82 H	Northern Colo.	0 3		165 H	North Dakota	1 3					
								88 A	Northern Ariz.	3 2		174 A	Montana St.	2 3					
								88 H	Northern Ariz.	1 3		174 H	Montana St.	0 3					
								94 A	Wyoming	0 3		184 A	Gonzaga	0 3					
								96 A	Idaho St.	0 3		187 A	Sacramento St.	0 3					
								96 H	Idaho St.	3 1		187 H	Sacramento St.	3 0					
												193 N	Syracuse	0 3					
												197 N	Presbyterian	0 3					
												227 N	Seattle	1 3					
												233 A	Southern Utah	3 0					
												233 H	Southern Utah	2 3					
												245 A	Montana	0 3					
												245 H	Montana	3 0					
												262 A	Weber St.	0 3					
												262 H	Weber St.	1 3					
												266 N	UC Riverside	0 3					
				LAST 10 GAMES															
				262 H	Weber St.	1 3		88 A	Northern Ariz.	3 2									
				96 H	Idaho St.	3 1		174 H	Montana St.	0 3									
				165 A	North Dakota	1 3		245 H	Montana	3 0									
				82 A	Northern Colo.	0 3		187 H	Sacramento St.	3 0									
				233 A	Southern Utah	3 0		77 A	Portland St.	0 3									

Non-Div. I Games:

Eastern Wash.

T
u
l
a
n
e

Tulane					Through Games Of Sunday, Nov. 18, 2012							
Average RPI Win: 220 Average RPI Loss: 163		WON-LOST RECORD	WINNING PCT. RANK	LAST 10 GAMES	STRENGTH OF SCHEDULE	OPP. STRENGTH OF SCHEDULE	TEAM RPI	ADJ RPI		CONF. RPI	ADJ CONF. RPI	
DIV. I ONLY		6- 21	.22222 294	2- 8	269	158	292	.35322	288	22	22	
DIV. I NON-CONF.		2- 9	.18182 292	0- 0	280	118	298	.36306	290	18	17	
<hr/>												
TOTALS		RPI 1-25	RPI 26-50		W-L RECORDS		RPI 51-100		RPI 101-150		RPI 150+	
6- 21	0- 0		0- 0		OVERALL		0- 5		0- 4		6- 12	
5- 8	0- 0		0- 0		HOME		0- 3		0- 2		5- 3	
0- 10	0- 0		0- 0		AWAY		0- 2		0- 1		0- 7	
1- 3	0- 0		0- 0		NEUTRAL		0- 0		0- 1		1- 2	
<hr/>												
2- 9	0- 0		0- 0		NON-CONFERENCE		0- 3		0- 2		2- 4	
1- 4	0- 0		0- 0		HOME		0- 2		0- 1		1- 1	
0- 2	0- 0		0- 0		AWAY		0- 1		0- 0		0- 1	
1- 3	0- 0		0- 0		NEUTRAL		0- 0		0- 1		1- 2	
<hr/>												
4- 12	0- 0		0- 0		CONFERENCE		0- 2		0- 2		4- 8	
4- 4	0- 0		0- 0		HOME		0- 1		0- 1		4- 2	
0- 8	0- 0		0- 0		AWAY		0- 1		0- 1		0- 6	
0- 0	0- 0		0- 0		NEUTRAL		0- 0		0- 0		0- 0	
<hr/>												
RPI S	Opponent	Score	RPI S	Opponent	Score	RPI S	Opponent	Score	RPI S	Opponent	Score	
						51 A	Baylor	1 3	109 N	A&M-Corpus Christi	0 3	
						51 H	Baylor	0 3	122 H	Pittsburgh	1 3	
						54 A	Tulsa	0 3	125 A	Rice	0 3	
						54 H	Tulsa	2 3	125 H	Rice	1 3	
						100 H	Sam Houston St.	0 3	154 N	Texas St.	0 3	
									155 A	UTEP	2 3	
									155 H	UTEP	3 1	
									164 H	UAB	3 2	
									177 H	UCF	1 3	
									186 A	Marshall	0 3	
									204 H	Mississippi St.	2 3	
									220 A	SMU	2 3	
									220 H	SMU	3 0	
									221 A	Houston	1 3	
									221 H	Houston	3 1	
									236 H	Memphis	1 3	
									238 N	Nevada	2 3	
									241 A	Lamar	2 3	
									250 H	Binghamton	3 2	
									282 A	Southern Miss.	2 3	
									308 N	Louisiana Tech	3 1	
									318 A	East Carolina	1 3	
LAST 10 GAMES												
						318 A	East Carolina	1 3	221 H	Houston	3 1	
						186 A	Marshall	0 3	125 H	Rice	1 3	
						220 H	SMU	3 0	54 A	Tulsa	0 3	
						54 H	Tulsa	2 3	220 A	SMU	2 3	
						155 A	UTEP	2 3	125 A	Rice	0 3	

Non-Div. I Games:

Tulane

T
u
l
a
n
e

[illegible]

Non-Div. I Games:

Norfolk St.

RPI	S	Opponent	Score	
317	A	Delaware St.	3	1
317	H	Delaware St.	3	1
320	A	Howard	3	1
320	H	Howard	3	2
327	N	Providence	3	1
328	A	N.C. A&T	3	2

Norfolk St.

N
o
r
f
o
l
k
S
t
.

N
o
r
f
o
l
k
S
t
.

Average RPI Win:	289	WON-LOST RECORD	WINNING PCT. RANK	LAST 10 GAMES	STRENGTH OF SCHEDULE	OPP. STRENGTH OF SCHEDULE	TEAM RPI	ADJ RPI	CONF. RPI	ADJ CONF. RPI	
Average RPI Loss:	199										
DIV. I ONLY	13- 21	.38235	230	4- 6	303	288	288	.34564	290	25	27
DIV. I NON-CONF.	8- 11	.42105	208	2- 0	320	299	289	.35443	294	27	26
<hr/>											
TOTALS	RPI 1-25	RPI 26-50		W-L RECORDS		RPI 51-100		RPI 101-150		RPI 150+	
13- 21	0- 0	0- 0		OVERALL		0- 3		0- 2		13- 16	
8- 9	0- 0	0- 0		HOME		0- 2		0- 1		8- 6	
3- 8	0- 0	0- 0		AWAY		0- 1		0- 0		3- 7	
2- 4	0- 0	0- 0		NEUTRAL		0- 0		0- 1		2- 3	
<hr/>											
8- 11	0- 0	0- 0		NON-CONFERENCE		0- 3		0- 0		8- 8	
5- 5	0- 0	0- 0		HOME		0- 2		0- 0		5- 3	
1- 3	0- 0	0- 0		AWAY		0- 1		0- 0		1- 2	
2- 3	0- 0	0- 0		NEUTRAL		0- 0		0- 0		2- 3	
<hr/>											
5- 10	0- 0	0- 0		CONFERENCE		0- 0		0- 2		5- 8	
3- 4	0- 0	0- 0		HOME		0- 0		0- 1		3- 3	
2- 5	0- 0	0- 0		AWAY		0- 0		0- 0		2- 5	
0- 1	0- 0	0- 0		NEUTRAL		0- 0		0- 1		0- 0	
<hr/>											
RPI S	Opponent	Score	RPI S	Opponent	Score	RPI S	Opponent	Score	RPI S	Opponent	Score
						55 H	Col. of Charleston	1 3	124 H	Liberty	2 3
						63 A	Georgia Tech	0 3	124 N	Liberty	0 3
						87 H	Furman	0 3	160 N	Cal St. Fullerton	0 3
									180 A	High Point	0 3
									180 H	High Point	1 3
									197 A	Presbyterian	1 3
									197 H	Presbyterian	0 3
									198 H	Wofford	1 3
									201 H	Canisius	3 2
									212 A	Coastal Caro.	0 3
									212 H	Coastal Caro.	3 2
									220 N	SMU	0 3
									225 H	Mercer	0 3
									251 A	Loyola Maryland	1 3
									257 A	Winthrop	0 3
									257 H	Winthrop	3 2
									268 A	UNC Asheville	1 3
									272 H	Radford	0 3
									273 H	USC Upstate	3 2
									291 A	Gardner-Webb	3 0
									294 N	Rider	1 3
									299 N	Morgan St.	3 0
									301 H	South Carolina St.	3 1
									306 A	Citadel	2 3
									306 H	Citadel	0 3
									309 H	Stetson	3 0
									312 A	Campbell	3 0
<hr/>											
			LAST 10 GAMES								
			124 N	Liberty	0 3	257 A	Winthrop	0 3	301 H	South Carolina St.	3 1
			312 H	Campbell	3 0	197 A	Presbyterian	1 3	306 A	Citadel	2 3
			180 H	High Point	1 3	301 H	South Carolina St.	3 1	306 H	Citadel	0 3
			212 A	Coastal Caro.	0 3	291 A	Gardner-Webb	3 0	309 H	Stetson	3 0
			329 H	Savannah St.	3 0	268 A	UNC Asheville	1 3	312 A	Campbell	3 0

Non-Div. I Games:

Charleston So.

RPI	S	Opponent	Score	
312	H	Campbell	3	0
329	A	Savannah St.	3	0
329	H	Savannah St.	3	0
329	N	Savannah St.	3	0

Charleston So.

C
h
a
r
l
e
s
t
o
n
S
o
.

C
h
a
r
l
e
s
t
o
n
S
o
.

Average RPI Win: 296		WON-LOST	WINNING	LAST 10	STRENGTH OF		OPP. STRENGTH	TEAM	ADJ	CONF.	ADJ CONF.							
Average RPI Loss: 191		RECORD	PCT. RANK	GAMES	SCHEDULE		OF SCHEDULE	RPI	RPI	RPI	RPI							
DIV. I ONLY		9- 22	.29032	278	2- 8		283	281	294	.34333	291	25	27					
DIV. I NON-CONF.		5- 12	.29412	260	0- 0		302	286	296	.35553	292	27	26					
<hr/>																		
TOTALS		RPI 1-25		RPI 26-50		W-L RECORDS		RPI 51-100		RPI 101-150		RPI 150+						
9- 22		0- 0		0- 0		OVERALL		0- 2		0- 6		9- 14						
4- 9		0- 0		0- 0		HOME		0- 0		0- 2		4- 7						
2- 10		0- 0		0- 0		AWAY		0- 0		0- 3		2- 7						
3- 3		0- 0		0- 0		NEUTRAL		0- 2		0- 1		3- 0						
<hr/>																		
5- 12		0- 0		0- 0		NON-CONFERENCE		0- 2		0- 4		5- 6						
2- 4		0- 0		0- 0		HOME		0- 0		0- 1		2- 3						
0- 5		0- 0		0- 0		AWAY		0- 0		0- 2		0- 3						
3- 3		0- 0		0- 0		NEUTRAL		0- 2		0- 1		3- 0						
<hr/>																		
4- 10		0- 0		0- 0		CONFERENCE		0- 0		0- 2		4- 8						
2- 5		0- 0		0- 0		HOME		0- 0		0- 1		2- 4						
2- 5		0- 0		0- 0		AWAY		0- 0		0- 1		2- 4						
0- 0		0- 0		0- 0		NEUTRAL		0- 0		0- 0		0- 0						
<hr/>																		
RPI	S	Opponent	Score	RPI	S	Opponent	Score	RPI	S	Opponent	Score	RPI	S	Opponent	Score			
								66	N	VCU	1	3		101	N	Alabama	0	3
								92	N	Illinois St.	0	3		110	A	Samford	0	3
														124	A	Liberty	0	3
														124	H	Liberty	0	3
														131	A	Ball St.	0	3
														147	H	UMKC	2	3
														180	A	High Point	1	3
														197	A	Presbyterian	0	3
														197	H	Presbyterian	0	3
														198	H	Wofford	1	3
														207	A	Davidson	0	3
														212	H	Coastal Caro.	0	3
														216	A	Elon	0	3
														232	H	Charlotte	2	3
														257	A	Winthrop	0	3
														257	H	Winthrop	2	3
														267	A	Western Caro.	0	3
														268	A	UNC Asheville	3	1
														268	H	UNC Asheville	3	1
														272	A	Radford	1	3
														272	H	Radford	3	1
														273	H	USC Upstate	3	1
														290	H	Charleston So.	0	3
														303	N	Tennessee Tech	3	1
														312	A	Campbell	3	0
														314	N	N.C. Central	3	1
														317	H	Delaware St.	2	3
<hr/>																		
LAST 10 GAMES																		
				124	A	Liberty	0	3	312	A	Campbell	3	0	290	H	Charleston So.	0	3
				272	A	Radford	1	3	290	H	Charleston So.	0	3	303	N	Tennessee Tech	3	1
				197	H	Presbyterian	0	3	212	H	Coastal Caro.	0	3	312	A	Campbell	3	0
				257	H	Winthrop	2	3	268	A	UNC Asheville	3	1	314	N	N.C. Central	3	1
				180	A	High Point	1	3	257	A	Winthrop	0	3	317	H	Delaware St.	2	3

Non-Div. I Games:

Gardner-Webb

RPI	S	Opponent	Score	
328	H	N.C. A&T	3	0
330	N	Alcorn	3	0

Gardner-Webb

G
a
r
d
n
e
r
-
W
e
b
b

G
a
r
d
n
e
r
-
W
e
b
b

Average RPI Win: 284		WON-LOST	WINNING	LAST 10	STRENGTH OF		OPP. STRENGTH	TEAM	ADJ	CONF.	ADJ CONF.		
Average RPI Loss: 187		RECORD	PCT. RANK	GAMES	SCHEDULE		OF SCHEDULE	RPI	RPI	RPI	RPI		
DIV. I ONLY		6- 20	.23077	292	3- 7		259	252	293	.34195	292	24	24
DIV. I NON-CONF.		2- 8	.2	285	0- 0		158	218	267	.3985	264	23	23
TOTALS		RPI 1-25	RPI 26-50		W-L RECORDS		RPI 51-100		RPI 101-150		RPI 150+		
6- 20	0- 0	0- 0		OVERALL		0- 5		0- 0		6- 15			
4- 5	0- 0	0- 0		HOME		0- 1		0- 0		4- 4			
1- 11	0- 0	0- 0		AWAY		0- 2		0- 0		1- 9			
1- 4	0- 0	0- 0		NEUTRAL		0- 2		0- 0		1- 2			
2- 8	0- 0	0- 0		NON-CONFERENCE		0- 4		0- 0		2- 4			
0- 1	0- 0	0- 0		HOME		0- 1		0- 0		0- 0			
1- 3	0- 0	0- 0		AWAY		0- 1		0- 0		1- 2			
1- 4	0- 0	0- 0		NEUTRAL		0- 2		0- 0		1- 2			
4- 12	0- 0	0- 0		CONFERENCE		0- 1		0- 0		4- 11			
4- 4	0- 0	0- 0		HOME		0- 0		0- 0		4- 4			
0- 8	0- 0	0- 0		AWAY		0- 1		0- 0		0- 7			
0- 0	0- 0	0- 0		NEUTRAL		0- 0		0- 0		0- 0			
RPI S	Opponent	Score	RPI S	Opponent	Score	RPI S	Opponent	Score	RPI S	Opponent	Score		
						56 A	IPFW	0 3	173 A	Belmont	0 3		
						72 N	Cleveland St.	1 3	188 A	West Virginia	2 3		
						72 N	Cleveland St.	0 3	191 A	Austin Peay	0 3		
						74 A	Morehead St.	0 3	191 H	Austin Peay	1 3		
						86 H	Southern Ill.	2 3	194 A	Southeast Mo. St.	0 3		
									194 H	Southeast Mo. St.	1 3		
									209 A	Tennessee St.	0 3		
									219 H	Jacksonville St.	0 3		
									224 A	Evansville	0 3		
									235 N	Kent St.	0 3		
									260 A	Eastern Ill.	0 3		
									260 H	Eastern Ill.	1 3		
									265 H	Eastern Ky.	3 2		
									272 A	Radford	3 0		
									275 A	UT Martin	1 3		
									275 H	UT Martin	3 1		
									278 N	Saint Francis (PA)	2 3		
									285 A	SIU Edwardsville	0 3		
									285 H	SIU Edwardsville	3 1		
									303 H	Tennessee Tech	3 0		
									306 N	Citadel	3 0		
LAST 10 GAMES													
						265 H	Eastern Ky.	3 2	173 A	Belmont	0 3		
						191 A	Austin Peay	0 3	285 A	SIU Edwardsville	0 3		
						275 H	UT Martin	3 1	260 A	Eastern Ill.	0 3		
						194 H	Southeast Mo. St.	1 3	260 H	Eastern Ill.	1 3		
						209 A	Tennessee St.	0 3	285 H	SIU Edwardsville	3 1		

Non-Div. I Games:

Murray St.

[illegible]

Prairie View

RPI	S	Opponent	Score	
326	A	Grambling	3	0
326	H	Grambling	3	0
330	H	Alcorn	3	0

Prairie View

P
r
a
i
r
i
e
V
i
e
w

P
r
a
i
r
i
e
V
i
e
w

■ Loss,
 ■ Non-Conf,
 S Site, H Home, A Away, N Neutral
 Page 326

RPI	S	Opponent	Score	
327	H	Providence	3	0

Rider

R
i
d
e
r

R
i
d
e
r

Average RPI Win: 263		WON-LOST RECORD		WINNING PCT. RANK		LAST 10 GAMES		STRENGTH OF SCHEDULE		OPP. STRENGTH OF SCHEDULE		TEAM RPI		ADJ RPI		CONF. RPI		ADJ CONF. RPI	
DIV. I ONLY		4- 26		.13333 313		1- 9		143		256		290		.33495 295		13		14	
DIV. I NON-CONF.		4- 11		.26667 266		1- 0		164		304		262		.39283 269		13		14	
TOTALS		RPI 1-25		RPI 26-50		W-L RECORDS		RPI 51-100		RPI 101-150		RPI 150+							
4- 26		0- 1		0- 0		OVERALL		0- 5		0- 3		4- 17							
3- 11		0- 1		0- 0		HOME		0- 2		0- 0		3- 8							
0- 11		0- 0		0- 0		AWAY		0- 2		0- 2		0- 7							
1- 4		0- 0		0- 0		NEUTRAL		0- 1		0- 1		1- 2							
4- 11		0- 0		0- 0		NON-CONFERENCE		0- 3		0- 1		4- 7							
3- 4		0- 0		0- 0		HOME		0- 0		0- 0		3- 4							
0- 4		0- 0		0- 0		AWAY		0- 2		0- 0		0- 2							
1- 3		0- 0		0- 0		NEUTRAL		0- 1		0- 1		1- 1							
0- 15		0- 1		0- 0		CONFERENCE		0- 2		0- 2		0- 10							
0- 7		0- 1		0- 0		HOME		0- 2		0- 0		0- 4							
0- 7		0- 0		0- 0		AWAY		0- 0		0- 2		0- 5							
0- 1		0- 0		0- 0		NEUTRAL		0- 0		0- 0		0- 1							
RPI	S	Opponent		Score	RPI	S	Opponent		Score	RPI	S	Opponent		Score					
22	H	Dayton		0 3						53	H	Xavier		0 3					
										59	A	San Francisco		1 3					
										66	H	VCU		0 3					
										78	N	Cal St. Northridge		0 3					
										85	A	Towson		1 3					

Non-Div. I Games:

La Salle

Average RPI Win:	283	WON-LOST RECORD	WINNING PCT. RANK	LAST 10 GAMES	STRENGTH OF SCHEDULE	OPP. STRENGTH OF SCHEDULE	TEAM RPI	ADJ RPI	CONF. RPI	ADJ CONF. RPI		
DIV. I ONLY		9- 20	.31034	268	3- 7	288	283	291	.33228	296	27	28
DIV. I NON-CONF.		6- 9	.4	217	0- 1	291	291	269	.38472	276	28	25
<hr/>												
TOTALS	RPI 1-25	RPI 26-50		W-L RECORDS		RPI 51-100		RPI 101-150		RPI 150+		
9- 20	0- 0	0- 1		OVERALL		0- 0		0- 1		9- 18		
5- 5	0- 0	0- 0		HOME		0- 0		0- 0		5- 5		
2- 11	0- 0	0- 1		AWAY		0- 0		0- 1		2- 9		
2- 4	0- 0	0- 0		NEUTRAL		0- 0		0- 0		2- 4		
6- 9	0- 0	0- 1		NON-CONFERENCE		0- 0		0- 1		6- 7		
2- 1	0- 0	0- 0		HOME		0- 0		0- 0		2- 1		
2- 4	0- 0	0- 1		AWAY		0- 0		0- 1		2- 2		
2- 4	0- 0	0- 0		NEUTRAL		0- 0		0- 0		2- 4		
3- 11	0- 0	0- 0		CONFERENCE		0- 0		0- 0		3- 11		
3- 4	0- 0	0- 0		HOME		0- 0		0- 0		3- 4		
0- 7	0- 0	0- 0		AWAY		0- 0		0- 0		0- 7		
0- 0	0- 0	0- 0		NEUTRAL		0- 0		0- 0		0- 0		
RPI	S	Opponent	Score	RPI	S	Opponent	Score	RPI	S	Opponent	Score	
				37	A	Pepperdine	0 3					
								119	A	Duquesne	0 3	
								157	A	Army	0 3	
								157	H	Army	0 3	
								170	N	Loyola Chicago	0 3	
								176	A	American	0 3	
								176	H	American	1 3	
								179	A	Colgate	1 3	
								179	H	Colgate	1 3	
								210	A	CSU Bakersfield	0 3	
								215	N	Niagara	0 3	
								218	A	Lehigh	1 3	
								218	H	Lehigh	3 2	
								251	N	Loyola Maryland	3 1	
								254	N	Stony Brook	2 3	
								256	N	Cornell	2 3	
								258	A	Robert Morris	3 1	
								259	N	Manhattan	3 1	
								269	A	Navy	2 3	
								269	H	Navy	0 3	
								270	A	Fordham	0 3	
								270	H	Fordham	0 3	
								295	A	La Salle	3 1	
								304	A	Lafayette	1 3	
								304	H	Lafayette	3 2	
								316	A	Holy Cross	1 3	
								316	H	Holy Cross	3 0	
								322	H	Quinnipiac	3 0	
LAST 10 GAMES												
				176	A	American	0 3	304	H	Lafayette	3 2	
				269	A	Navy	2 3	218	H	Lehigh	3 2	
				157	H	Army	0 3	269	H	Navy	0 3	
				316	H	Holy Cross	3 0	176	H	American	1 3	
				179	A	Colgate	1 3	37	A	Pepperdine	0 3	

Non-Div. I Games:

Bucknell

RPI	S	Opponent	Score	
327	H	Providence	3	0

Bucknell

B
u
c
k
n
e
l
l

B
u
c
k
n
e
l
l

Average RPI Win:	313	WON-LOST RECORD	WINNING PCT. RANK	LAST 10 GAMES	STRENGTH OF SCHEDULE	OPP. STRENGTH OF SCHEDULE	TEAM RPI	ADJ RPI	CONF. RPI	ADJ CONF. RPI	
Average RPI Loss:	236										
DIV. I ONLY	12- 14	.46154	194	4- 4	327	325	303	.32959	297	33	33
DIV. I NON-CONF.	1- 8	.11111	304	0- 1	272	228	313	.33338	308	33	33
<hr/>											
TOTALS	RPI 1-25	RPI 26-50		W-L RECORDS	RPI 51-100		RPI 101-150		RPI 150+		
12- 14	0- 0	0- 0		OVERALL	0- 2		0- 1		12- 11		
6- 2	0- 0	0- 0		HOME	0- 0		0- 0		6- 2		
2- 6	0- 0	0- 0		AWAY	0- 2		0- 0		2- 4		
4- 6	0- 0	0- 0		NEUTRAL	0- 0		0- 1		4- 5		
<hr/>											
1- 8	0- 0	0- 0		NON-CONFERENCE	0- 2		0- 1		1- 5		
1- 1	0- 0	0- 0		HOME	0- 0		0- 0		1- 1		
0- 4	0- 0	0- 0		AWAY	0- 2		0- 0		0- 2		
0- 3	0- 0	0- 0		NEUTRAL	0- 0		0- 1		0- 2		
<hr/>											
11- 6	0- 0	0- 0		CONFERENCE	0- 0		0- 0		11- 6		
5- 1	0- 0	0- 0		HOME	0- 0		0- 0		5- 1		
2- 2	0- 0	0- 0		AWAY	0- 0		0- 0		2- 2		
4- 3	0- 0	0- 0		NEUTRAL	0- 0		0- 0		4- 3		
<hr/>											
RPI S	Opponent	Score	RPI S	Opponent	Score	RPI S	Opponent	Score	RPI S	Opponent	Score
						76 A	UNLV	0 3	102 N	Colorado	0 3
						100 A	Sam Houston St.	0 3	184 N	Gonzaga	0 3
									196 N	La.-Lafayette	0 3
									244 A	Southeastern La.	0 3
									279 A	Tex.-Pan American	0 3
									279 H	Tex.-Pan American	1 3
									293 A	Prairie View	1 3
									293 H	Prairie View	3 2
									293 H	Prairie View	2 3
									293 N	Prairie View	3 2
									298 H	New Orleans	3 2
									310 H	Mississippi Val.	3 1
									310 N	Mississippi Val.	3 1
									313 N	Alabama St.	0 3
									313 N	Alabama St.	2 3
									313 N	Alabama St.	1 3
									315 A	Ark.-Pine Bluff	0 3
									315 H	Ark.-Pine Bluff	3 0
									315 N	Ark.-Pine Bluff	3 1
									324 A	Southern U.	3 1
									324 H	Southern U.	3 0
									324 N	Southern U.	3 1
									326 A	Grambling	3 0
									326 H	Grambling	3 0
			LAST 10 GAMES								
			313 N	Alabama St.	2 3	324 H	Southern U.	3 0	326 A	Grambling	3 0
			313 N	Alabama St.	0 3	326 A	Grambling	3 0	326 H	Grambling	3 0
			324 N	Southern U.	3 1	293 A	Prairie View	1 3			
			244 A	Southeastern La.	0 3	293 H	Prairie View	3 2			
			315 H	Ark.-Pine Bluff	3 0	313 N	Alabama St.	1 3			
<hr/>											
Non-Div. I Games:	Dillard	3 0	Texas-Brownsville	0 3	Dillard	3 0	Huston-Tillotson	3 0	Texas Southern		

Average RPI Win:		318	WON-LOST	WINNING	LAST 10	STRENGTH OF		OPP. STRENGTH	TEAM	ADJ	CONF.	ADJ CONF.
Average RPI Loss:		197	RECORD	PCT. RANK	GAMES	SCHEDULE		OF SCHEDULE	RPI	RPI	RPI	RPI
DIV. I ONLY			7- 15	.31818 266	4- 5	322		305	309	.32583 298	30	29
DIV. I NON-CONF.			7- 15	.31818 255	4- 5	317		319	307	.32583 311	29	30
TOTALS		RPI 1-25	RPI 26-50		W-L RECORDS	RPI 51-100		RPI 101-150		RPI 150+		
7- 15	0- 0		0- 0		OVERALL	0- 1		0- 4		7- 10		
3- 4	0- 0		0- 0		HOME	0- 0		0- 1		3- 3		
2- 8	0- 0		0- 0		AWAY	0- 1		0- 1		2- 6		
2- 3	0- 0		0- 0		NEUTRAL	0- 0		0- 2		2- 1		
7- 15	0- 0		0- 0		NON-CONFERENCE	0- 1		0- 4		7- 10		
3- 4	0- 0		0- 0		HOME	0- 0		0- 1		3- 3		
2- 8	0- 0		0- 0		AWAY	0- 1		0- 1		2- 6		
2- 3	0- 0		0- 0		NEUTRAL	0- 0		0- 2		2- 1		
0- 0	0- 0		0- 0		CONFERENCE	0- 0		0- 0		0- 0		
0- 0	0- 0		0- 0		HOME	0- 0		0- 0		0- 0		
0- 0	0- 0		0- 0		AWAY	0- 0		0- 0		0- 0		
0- 0	0- 0		0- 0		NEUTRAL	0- 0		0- 0		0- 0		
RPI S	Opponent	Score	RPI S	Opponent	Score	RPI S	Opponent	Score	RPI S	Opponent	Score	
						91 A	Missouri St.	0 3	108 N	Northern Ill.	0 3	
									120 N	Connecticut	0 3	
									139 A	Houston Baptist	0 3	
									139 H	Houston Baptist	0 3	
									190 A	Nicholls St.	2 3	
									190 H	Nicholls St.	1 3	
									196 A	La.-Lafayette	0 3	
									196 H	La.-Lafayette	0 3	
									241 A	Lamar	0 3	
									252 A	Jackson St.	0 3	
									253 N	Neb. Omaha	0 3	
									271 A	McNeese St.	0 3	
									271 H	McNeese St.	1 3	
									293 N	Prairie View	3 2	
									297 A	Texas Southern	2 3	
									310 N	Mississippi Val.	3 0	
									315 H	Ark.-Pine Bluff	3 0	
									324 A	Southern U.	3 1	
									324 H	Southern U.	3 0	
									330 A	Alcorn	3 0	
									330 H	Alcorn	3 0	
LAST 10 GAMES												
			196 A	La.-Lafayette	0 3		315 H	Ark.-Pine Bluff	3 0			
			271 A	McNeese St.	0 3		330 H	Alcorn	3 0			
			196 H	La.-Lafayette	0 3		190 H	Nicholls St.	1 3			
			139 A	Houston Baptist	0 3		324 H	Southern U.	3 0			
			324 A	Southern U.	3 1		252 A	Jackson St.	0 3			

Non-Div. I Games: Centenary (LA) 3 1

New Orleans

Average RPI Win:	312	WON-LOST	WINNING	LAST 10	STRENGTH OF	OPP. STRENGTH	TEAM	ADJ	CONF.	ADJ CONF.	
Average RPI Loss:	206	RECORD	PCT. RANK	GAMES	SCHEDULE	OF SCHEDULE	RPI	RPI	RPI	RPI	
DIV. I ONLY		5- 21	.19231 301	5- 5	251	304	300	.32377 299	32	32	
DIV. I NON-CONF.		0- 13	0 318	0- 0	116	256	298	.35186 296	32	32	
<hr/>											
TOTALS	RPI 1-25	RPI 26-50		W-L RECORDS		RPI 51-100		RPI 101-150		RPI 150+	
5- 21	0- 0	0- 1		OVERALL		0- 1		0- 4		5- 15	
3- 8	0- 0	0- 0		HOME		0- 1		0- 1		3- 6	
2- 8	0- 0	0- 0		AWAY		0- 0		0- 2		2- 6	
0- 5	0- 0	0- 1		NEUTRAL		0- 0		0- 1		0- 3	
<hr/>											
0- 13	0- 0	0- 1		NON-CONFERENCE		0- 1		0- 4		0- 7	
0- 4	0- 0	0- 0		HOME		0- 1		0- 1		0- 2	
0- 4	0- 0	0- 0		AWAY		0- 0		0- 2		0- 2	
0- 5	0- 0	0- 1		NEUTRAL		0- 0		0- 1		0- 3	
<hr/>											
5- 8	0- 0	0- 0		CONFERENCE		0- 0		0- 0		5- 8	
3- 4	0- 0	0- 0		HOME		0- 0		0- 0		3- 4	
2- 4	0- 0	0- 0		AWAY		0- 0		0- 0		2- 4	
0- 0	0- 0	0- 0		NEUTRAL		0- 0		0- 0		0- 0	
<hr/>											
RPI S	Opponent	Score	RPI S	Opponent	Score	RPI S	Opponent	Score	RPI S	Opponent	Score
			31 N	St. Mary's (CA)	0 3	85 H	Towson	0 3	113 H	St. John's (NY)	0 3
									121 A	Seton Hall	0 3
									142 A	Delaware	0 3
									144 N	Boise St.	0 3
									158 A	UMES	0 3
									158 H	UMES	1 3
									176 H	American	1 3
									187 A	Sacramento St.	1 3
									246 H	UMBC	0 3
									249 A	Hampton	0 3
									249 H	Hampton	0 3
									251 A	Loyola Maryland	0 3
									254 N	Stony Brook	0 3
									286 A	Coppin St.	3 1
									286 H	Coppin St.	1 3
									289 A	Norfolk St.	1 3
									289 H	Norfolk St.	0 3
									290 N	Charleston So.	0 3
									294 N	Rider	1 3
									317 A	Delaware St.	3 1
									317 H	Delaware St.	3 2
			LAST 10 GAMES						320 A	Howard	1 3
			320 A	Howard	1 3	321 H	Bethune-Cookman	3 0	320 H	Howard	3 0
			317 H	Delaware St.	3 2	158 A	UMES	0 3	321 H	Bethune-Cookman	3 0
			158 H	UMES	1 3	286 A	Coppin St.	3 1			
			249 A	Hampton	0 3	320 H	Howard	3 0			
			289 A	Norfolk St.	1 3	317 A	Delaware St.	3 1			

Non-Div. I Games:

Morgan St.

Average RPI Win: 207		WON-LOST	WINNING	LAST 10	STRENGTH OF		OPP. STRENGTH	TEAM	ADJ	CONF.	ADJ CONF.		
Average RPI Loss: 191		RECORD	PCT. RANK	GAMES	SCHEDULE		OF SCHEDULE	RPI	RPI	RPI	RPI		
DIV. I ONLY		2- 22	.08333	321	0- 10		210	259	305	.32277	300	23	23
DIV. I NON-CONF.		1- 9	.1	307	0- 0		131	263	282	.37543	280	21	21
TOTALS		RPI 1-25	RPI 26-50		W-L RECORDS		RPI 51-100		RPI 101-150		RPI 150+		
2- 22	0- 0	0- 1		OVERALL		0- 2		0- 5		2- 14			
1- 6	0- 0	0- 0		HOME		0- 1		0- 1		1- 4			
0- 11	0- 0	0- 0		AWAY		0- 1		0- 2		0- 8			
1- 5	0- 0	0- 1		NEUTRAL		0- 0		0- 2		1- 2			
1- 9	0- 0	0- 1		NON-CONFERENCE		0- 0		0- 3		1- 5			
0- 0	0- 0	0- 0		HOME		0- 0		0- 0		0- 0			
0- 4	0- 0	0- 0		AWAY		0- 0		0- 1		0- 3			
1- 5	0- 0	0- 1		NEUTRAL		0- 0		0- 2		1- 2			
1- 13	0- 0	0- 0		CONFERENCE		0- 2		0- 2		1- 9			
1- 6	0- 0	0- 0		HOME		0- 1		0- 1		1- 4			
0- 7	0- 0	0- 0		AWAY		0- 1		0- 1		0- 5			
0- 0	0- 0	0- 0		NEUTRAL		0- 0		0- 0		0- 0			
RPI S	Opponent	Score	RPI S	Opponent	Score	RPI S	Opponent	Score	RPI S	Opponent	Score		
			35 N	Michigan St.	0 3	70 A	Yale	0 3	120 A	Connecticut	0 3		
						70 H	Yale	1 3	145 N	Fairfield	0 3		
									145 N	Fairfield	1 3		
									148 A	Columbia	1 3		
									148 H	Columbia	0 3		
									177 N	UCF	3 0		
									189 A	Princeton	0 3		
									189 H	Princeton	0 3		
									193 N	Syracuse	1 3		
									195 A	Penn	0 3		
									195 H	Penn	0 3		
									228 A	Buffalo	2 3		
									237 A	Harvard	1 3		
									237 H	Harvard	3 2		
									247 A	New Hampshire	0 3		
									256 A	Cornell	2 3		
									256 H	Cornell	0 3		
									274 A	Brown	0 3		
									274 H	Brown	0 3		
									276 A	Sacred Heart	0 3		
									305 N	Hartford	1 3		
			LAST 10 GAMES										
			70 A	Yale	0 3	189 A	Princeton	0 3					
			274 A	Brown	0 3	237 A	Harvard	1 3					
			148 H	Columbia	0 3	256 A	Cornell	2 3					
			256 H	Cornell	0 3	148 A	Columbia	1 3					
			195 A	Penn	0 3	274 H	Brown	0 3					

Non-Div. I Games:

Dartmouth

Average RPI Win: 306		WON-LOST	WINNING	LAST 10	STRENGTH OF		OPP. STRENGTH	TEAM	ADJ	CONF.	ADJ CONF.
Average RPI Loss: 213		RECORD	PCT. RANK	GAMES	SCHEDULE		OF SCHEDULE	RPI	RPI	RPI	RPI
DIV. I ONLY		9- 15	.375	232	4- 6		323	314	307	.32265	301
DIV. I NON-CONF.		2- 9	.18182	292	0- 2		254	226	294	.35735	291
TOTALS		RPI 1-25	RPI 26-50		W-L RECORDS		RPI 51-100		RPI 101-150		RPI 150+
9- 15	0- 0	0- 0		OVERALL		0- 3		0- 0		9- 12	
3- 3	0- 0	0- 0		HOME		0- 0		0- 0		3- 3	
4- 7	0- 0	0- 0		AWAY		0- 2		0- 0		4- 4	
2- 5	0- 0	0- 0		NEUTRAL		0- 1		0- 0		2- 4	
2- 9	0- 0	0- 0		NON-CONFERENCE		0- 3		0- 0		2- 6	
0- 1	0- 0	0- 0		HOME		0- 0		0- 0		0- 1	
0- 5	0- 0	0- 0		AWAY		0- 2		0- 0		0- 3	
2- 3	0- 0	0- 0		NEUTRAL		0- 1		0- 0		2- 2	
7- 6	0- 0	0- 0		CONFERENCE		0- 0		0- 0		7- 6	
3- 2	0- 0	0- 0		HOME		0- 0		0- 0		3- 2	
4- 2	0- 0	0- 0		AWAY		0- 0		0- 0		4- 2	
0- 2	0- 0	0- 0		NEUTRAL		0- 0		0- 0		0- 2	
RPI S	Opponent	Score	RPI S	Opponent	Score	RPI S	Opponent	Score	RPI S	Opponent	Score
						53 N	Xavier	0 3	154 N	Texas St.	0 3
						55 A	Col. of Charleston	0 3	203 A	Florida A&M	0 3
						57 A	Clemson	0 3	203 H	Florida A&M	2 3
									212 N	Coastal Caro.	3 2
									214 A	UNC Greensboro	0 3
									241 A	Lamar	0 3
									249 N	Hampton	1 3
									249 N	Hampton	0 3
									279 N	Tex.-Pan American	2 3
									289 A	Norfolk St.	3 1
									290 A	Charleston So.	1 3
									308 N	Louisiana Tech	3 1
									312 H	Campbell	1 3
									314 A	N.C. Central	3 1
									314 H	N.C. Central	0 3
									321 A	Bethune-Cookman	3 2
									321 H	Bethune-Cookman	3 0
									328 A	N.C. A&T	0 3
									328 H	N.C. A&T	3 1
									329 A	Savannah St.	3 1
									329 H	Savannah St.	3 0
LAST 10 GAMES											
						249 N	Hampton	0 3	203 H	Florida A&M	2 3
						328 A	N.C. A&T	0 3	290 A	Charleston So.	1 3
						314 A	N.C. Central	3 1	55 A	Col. of Charleston	0 3
						329 H	Savannah St.	3 0	314 H	N.C. Central	0 3
						321 H	Bethune-Cookman	3 0	328 H	N.C. A&T	3 1

Non-Div. I Games:

South Carolina St.

Average RPI Win: 322		WON-LOST	WINNING	LAST 10	STRENGTH OF		OPP. STRENGTH	TEAM	ADJ	CONF.	ADJ CONF.
Average RPI Loss: 167		RECORD	PCT. RANK	GAMES	SCHEDULE		OF SCHEDULE	RPI	RPI	RPI	RPI
DIV. I ONLY		2-30	.0625 325	0-10	154		227	299	.32142 302	18	19
DIV. I NON-CONF.		2-16	.11111 304	0-1	186		249	297	.34661 301	20	20
TOTALS		RPI 1-25	RPI 26-50	W-L RECORDS	RPI 51-100		RPI 101-150		RPI 150+		
2-30	0-0		0-0	OVERALL	0-4		0-10		2-16		
1-9	0-0		0-0	HOME	0-1		0-4		1-4		
0-13	0-0		0-0	AWAY	0-2		0-3		0-8		
1-8	0-0		0-0	NEUTRAL	0-1		0-3		1-4		
2-16	0-0		0-0	NON-CONFERENCE	0-2		0-6		2-8		
1-2	0-0		0-0	HOME	0-0		0-2		1-0		
0-6	0-0		0-0	AWAY	0-1		0-1		0-4		
1-8	0-0		0-0	NEUTRAL	0-1		0-3		1-4		
0-14	0-0		0-0	CONFERENCE	0-2		0-4		0-8		
0-7	0-0		0-0	HOME	0-1		0-2		0-4		
0-7	0-0		0-0	AWAY	0-1		0-2		0-4		
0-0	0-0		0-0	NEUTRAL	0-0		0-0		0-0		
RPI S	Opponent	Score	RPI S	Opponent	Score	RPI S	Opponent	Score	RPI S	Opponent	Score
						56 A	IPFW	0 3	106 N	IUPUI	0 3
						72 A	Cleveland St.	0 3	122 N	Pittsburgh	0 3
						72 H	Cleveland St.	0 3	131 A	Ball St.	0 3
						94 N	Wyoming	0 3	137 H	Northern Ky.	0 3
									141 A	Valparaiso	0 3
									141 H	Valparaiso	2 3
									146 H	Butler	0 3
									149 N	Troy	2 3
									150 A	Ill.-Chicago	1 3
									150 H	Ill.-Chicago	0 3
									158 N	UMES	2 3
									170 A	Loyola Chicago	1 3
									170 H	Loyola Chicago	2 3
									185 A	Green Bay	0 3
									185 H	Green Bay	0 3
									186 A	Marshall	0 3
									188 A	West Virginia	0 3
									199 A	Youngstown St.	0 3
									199 H	Youngstown St.	0 3
									202 N	DePaul	0 3
									217 A	Milwaukee	1 3
									217 H	Milwaukee	2 3
									240 N	Miami (OH)	0 3
									265 A	Eastern Ky.	0 3
									272 N	Radford	0 3
									275 A	UT Martin	1 3
									319 H	Chicago St.	3 1
				LAST 10 GAMES							
				217 H	Milwaukee	2	3	141 A	Valparaiso	0	3
				185 H	Green Bay	0	3	170 H	Loyola Chicago	2	3
				199 A	Youngstown St.	0	3	150 H	Ill.-Chicago	0	3
				72 A	Cleveland St.	0	3	185 A	Green Bay	0	3
				265 A	Eastern Ky.	0	3	217 A	Milwaukee	1	3

Non-Div. I Games:

Wright St.

RPI	S	Opponent	Score	
325	N	Saint Peter's	3	1

Wright St.

W
r
i
g
h
t
S
t
.

W
r
i
g
h
t
S
t
.

Average RPI Win:		315	WON-LOST	WINNING	LAST 10	STRENGTH OF		OPP. STRENGTH	TEAM	ADJ	CONF.	ADJ CONF.
Average RPI Loss:		174	RECORD	PCT. RANK	GAMES	SCHEDULE		OF SCHEDULE	RPI	RPI	RPI	RPI
DIV. I ONLY			3- 25	.10714	316	1- 9		217	250	301	.32008	303
DIV. I NON-CONF.			2- 10	.16667	297	0- 0		145	248	272	.39771	266
TOTALS		RPI 1-25	RPI 26-50		W-L RECORDS		RPI 51-100		RPI 101-150		RPI 150+	
3- 25	0- 1		0- 2		OVERALL		0- 3		0- 3		3- 16	
1- 7	0- 0		0- 0		HOME		0- 1		0- 0		1- 6	
0- 12	0- 0		0- 1		AWAY		0- 2		0- 1		0- 8	
2- 6	0- 1		0- 1		NEUTRAL		0- 0		0- 2		2- 2	
2- 10	0- 1		0- 2		NON-CONFERENCE		0- 1		0- 3		2- 3	
0- 0	0- 0		0- 0		HOME		0- 0		0- 0		0- 0	
0- 4	0- 0		0- 1		AWAY		0- 1		0- 1		0- 1	
2- 6	0- 1		0- 1		NEUTRAL		0- 0		0- 2		2- 2	
1- 15	0- 0		0- 0		CONFERENCE		0- 2		0- 0		1- 13	
1- 7	0- 0		0- 0		HOME		0- 1		0- 0		1- 6	
0- 8	0- 0		0- 0		AWAY		0- 1		0- 0		0- 7	
0- 0	0- 0		0- 0		NEUTRAL		0- 0		0- 0		0- 0	
RPI S	Opponent	Score	RPI S	Opponent	Score	RPI S	Opponent	Score	RPI S	Opponent	Score	
22 N	Dayton	0 3	28 A	Western Ky.	0 3	53 A	Xavier	0 3	105 N	Ole Miss	0 3	
			32 N	Marquette	0 3	74 A	Morehead St.	0 3	106 N	IUPUI	0 3	
						74 H	Morehead St.	1 3	110 A	Samford	0 3	
									173 A	Belmont	0 3	
									173 H	Belmont	2 3	
									191 A	Austin Peay	1 3	
									194 A	Southeast Mo. St.	1 3	
									209 A	Tennessee St.	0 3	
									209 H	Tennessee St.	0 3	
									219 A	Jacksonville St.	1 3	
									219 H	Jacksonville St.	0 3	
									239 A	Chattanooga	0 3	
									260 H	Eastern Ill.	1 3	
									265 A	Eastern Ky.	2 3	
									265 H	Eastern Ky.	1 3	
									273 N	USC Upstate	0 3	
									275 H	UT Martin	2 3	
									285 H	SIU Edwardsville	3 1	
									291 N	Gardner-Webb	1 3	
									292 A	Murray St.	0 3	
									330 N	Alcorn	3 0	
									330 N	Alcorn	3 0	
			LAST 10 GAMES									
			194 A	Southeast Mo. St.	1 3	74 A	Morehead St.	0 3				
			219 A	Jacksonville St.	1 3	209 H	Tennessee St.	0 3				
			260 H	Eastern Ill.	1 3	173 H	Belmont	2 3				
			285 H	SIU Edwardsville	3 1	74 H	Morehead St.	1 3				
			265 A	Eastern Ky.	2 3	265 H	Eastern Ky.	1 3				

Non-Div. I Games:

Tennessee Tech

Average RPI Win: 311		WON-LOST RECORD		WINNING PCT. RANK		LAST 10 GAMES		STRENGTH OF SCHEDULE		OPP. STRENGTH OF SCHEDULE		TEAM RPI		ADJ RPI		CONF. RPI		ADJ CONF. RPI	
Average RPI Loss: 225																			
DIV. I ONLY		9- 17		.34615 246		1- 9		318		299		302		.31953 304		27		28	
DIV. I NON-CONF.		7- 5		.58333 133		0- 1		324		328		281		.38206 278		28		25	
TOTALS		RPI 1-25		RPI 26-50		W-L RECORDS		RPI 51-100		RPI 101-150		RPI 150+							
9- 17		0- 0		0- 0		OVERALL		0- 0		0- 1		9- 16							
6- 7		0- 0		0- 0		HOME		0- 0		0- 0		6- 7							
3- 9		0- 0		0- 0		AWAY		0- 0		0- 1		3- 8							
0- 1		0- 0		0- 0		NEUTRAL		0- 0		0- 0		0- 1							
7- 5		0- 0		0- 0		NON-CONFERENCE		0- 0		0- 1		7- 4							
5- 2		0- 0		0- 0		HOME		0- 0		0- 0		5- 2							
2- 3		0- 0		0- 0		AWAY		0- 0		0- 1		2- 2							
0- 0		0- 0		0- 0		NEUTRAL		0- 0		0- 0		0- 0							
2- 12		0- 0		0- 0		CONFERENCE		0- 0		0- 0		2- 12							
1- 5		0- 0		0- 0		HOME		0- 0		0- 0		1- 5							
1- 6		0- 0		0- 0		AWAY		0- 0		0- 0		1- 6							
0- 1		0- 0		0- 0		NEUTRAL		0- 0		0- 0		0- 1							
RPI S	Opponent	Score		RPI S	Opponent	Score		RPI S	Opponent	Score		RPI S	Opponent	Score					
										129 A	Rutgers	0	3						
										157 A	Army	0	3						
										157 H	Army	1	3						
										176 A	American	0	3						
										176 H	American	0	3						
										179 A	Colgate	0	3						
										179 H	Colgate	0	3						
										218 A	Lehigh	0	3						
										218 H	Lehigh	0	3						
										259 A	Manhattan	0	3						
										264 H	NJIT	2	3						
										269 A	Navy	2	3						
										269 N	Navy	0	3						
										270 A	Fordham	1	3						
										286 H	Coppin St.	2	3						
										294 H	Rider	3	1						
										295 A	La Salle	3	2						
										296 A	Bucknell	2	3						
										296 H	Bucknell	3	1						
										311 H	Fairleigh Dickinson	3	2						
										316 A	Holy Cross	3	1						
										316 H	Holy Cross	0	3						
										317 H	Delaware St.	3	1						
										323 A	St. Francis (NY)	3	2						
										323 H	St. Francis (NY)	3	2						
										325 H	Saint Peter's	3	1						
LAST 10 GAMES																			
										264 H	NJIT	2	3						
										296 A	Bucknell	2	3						
										179 A	Colgate	0	3						
										157 A	Army	0	3						
										316 A	Holy Cross	3	1						

Non-Div. I Games:

Lafayette

Average RPI Win: 294		WON-LOST RECORD		WINNING PCT. RANK		LAST 10 GAMES		STRENGTH OF SCHEDULE		OPP. STRENGTH OF SCHEDULE		TEAM RPI		ADJ RPI		CONF. RPI		ADJ CONF. RPI	
DIV. I ONLY		9- 19		.32143 260		3- 7		312		284		298		.31589 305		29		30	
DIV. I NON-CONF.		6- 10		.375 233		0- 0		300		293		279		.3691 285		26		28	
TOTALS		RPI 1-25		RPI 26-50		W-L RECORDS		RPI 51-100		RPI 101-150		RPI 150+							
9- 19		0- 0		0- 0		OVERALL		0- 0		0- 2		9- 17							
3- 6		0- 0		0- 0		HOME		0- 0		0- 1		3- 5							
2- 9		0- 0		0- 0		AWAY		0- 0		0- 0		2- 9							
4- 4		0- 0		0- 0		NEUTRAL		0- 0		0- 1		4- 3							
6- 10		0- 0		0- 0		NON-CONFERENCE		0- 0		0- 2		6- 8							
1- 2		0- 0		0- 0		HOME		0- 0		0- 1		1- 1							
1- 4		0- 0		0- 0		AWAY		0- 0		0- 0		1- 4							
4- 4		0- 0		0- 0		NEUTRAL		0- 0		0- 1		4- 3							
3- 9		0- 0		0- 0		CONFERENCE		0- 0		0- 0		3- 9							
2- 4		0- 0		0- 0		HOME		0- 0		0- 0		2- 4							
1- 5		0- 0		0- 0		AWAY		0- 0		0- 0		1- 5							
0- 0		0- 0		0- 0		NEUTRAL		0- 0		0- 0		0- 0							
RPI S	Opponent	Score		RPI S	Opponent	Score		RPI S	Opponent	Score		RPI S	Opponent	Score					
										120 H	Connecticut	1	3						
										121 N	Seton Hall	0	3						
										153 A	Albany (NY)	1	3						
										153 H	Albany (NY)	1	3						
										193 N	Syracuse	0	3						
										201 N	Canisius	0	3						
										223 A	Rhode Island	0	3						
										228 A	Buffalo	0	3						
										246 A	UMBC	0	3						
										246 H	UMBC	0	3						
										247 A	New Hampshire	0	3						
										247 H	New Hampshire	3	2						
										248 H	Central Conn. St.	1	3						
										250 A	Binghamton	0	3						
										250 H	Binghamton	0	3						
										253 N	Neb. Omaha	0	3						
										254 A	Stony Brook	1	3						
										254 H	Stony Brook	1	3						
										263 A	Marist	1	3						
										264 N	NJIT	3	1						
										269 A	Navy	2	3						
										270 N	Fordham	3	2						
										289 N	Norfolk St.	3	1						
										300 N	Dartmouth	3	1						
										307 H	Bryant	3	2						
										316 A	Holy Cross	3	2						
										327 A	Providence	3	2						
LAST 10 GAMES																			
										153 H	Albany (NY)	1	3						
										247 H	New Hampshire	3	2						
										327 H	Providence	3	0						
										250 H	Binghamton	0	3						
										246 H	UMBC	0	3						

Non-Div. I Games:

Hartford

Hartford

Average RPI Win:	313	WON-LOST RECORD	WINNING PCT. RANK	LAST 10 GAMES	STRENGTH OF SCHEDULE	OPP. STRENGTH OF SCHEDULE	TEAM RPI	ADJ RPI	CONF. RPI	ADJ CONF. RPI		
DIV. I ONLY		6- 28	.17647	303	2- 8	258	270	297	.31453	306	20	21
DIV. I NON-CONF.		6- 11	.35294	243	2- 0	310	313	293	.3495	297	22	22
<hr/>												
TOTALS	RPI 1-25	RPI 26-50		W-L RECORDS		RPI 51-100		RPI 101-150		RPI 150+		
6- 28	0- 0	0- 0		OVERALL		0- 8		0- 2		6- 18		
3- 8	0- 0	0- 0		HOME		0- 3		0- 1		3- 4		
2- 11	0- 0	0- 0		AWAY		0- 4		0- 0		2- 7		
1- 9	0- 0	0- 0		NEUTRAL		0- 1		0- 1		1- 7		
6- 11	0- 0	0- 0		NON-CONFERENCE		0- 2		0- 1		6- 8		
3- 0	0- 0	0- 0		HOME		0- 0		0- 0		3- 0		
2- 3	0- 0	0- 0		AWAY		0- 1		0- 0		2- 2		
1- 8	0- 0	0- 0		NEUTRAL		0- 1		0- 1		1- 6		
0- 17	0- 0	0- 0		CONFERENCE		0- 6		0- 1		0- 10		
0- 8	0- 0	0- 0		HOME		0- 3		0- 1		0- 4		
0- 8	0- 0	0- 0		AWAY		0- 3		0- 0		0- 5		
0- 1	0- 0	0- 0		NEUTRAL		0- 0		0- 0		0- 1		
RPI	S	Opponent	Score	RPI	S	Opponent	Score	RPI	S	Opponent	Score	
						55 A Col. of Charleston	0 3	110 H Samford			0 3	
						55 H Col. of Charleston	0 3	134 N Denver			1 3	
						73 A Ga. Southern	0 3	157 N Army			0 3	
						73 H Ga. Southern	0 3	178 N Air Force			0 3	
						76 A UNLV	0 3	198 A Wofford			0 3	
						87 A Furman	0 3	198 H Wofford			1 3	
						87 H Furman	0 3	198 N Wofford			2 3	
						88 N Northern Ariz.	0 3	207 A Davidson			0 3	
								207 H Davidson			2 3	
								210 N CSU Bakersfield			0 3	
								214 A UNC Greensboro			2 3	
								216 H Elon			0 3	
								234 A UNC Wilmington			0 3	
								239 H Chattanooga			2 3	
								267 A Western Caro.			0 3	
								269 N Navy			1 3	
								272 A Radford			2 3	
								278 N Saint Francis (PA)			2 3	
								283 A Appalachian St.			1 3	
								290 A Charleston So.			3 0	
								290 H Charleston So.			3 2	
								292 N Murray St.			0 3	
								309 N Stetson			3 2	
								328 H N.C. A&T			3 0	
								329 A Savannah St.			3 0	
								329 H Savannah St.			3 0	
LAST 10 GAMES												
						216 H Elon	0 3	207 H Davidson	2 3			
						55 A Col. of Charleston	0 3	73 H Ga. Southern	0 3			
						198 A Wofford	0 3	328 H N.C. A&T	3 0			
						87 A Furman	0 3	283 A Appalachian St.	1 3			
						329 A Savannah St.	3 0	267 A Western Caro.	0 3			

Non-Div. I Games:

Citadel

RPI	S	Opponent	Score	
322	H	Quinnipiac	3	1
323	A	St. Francis (NY)	3	1
323	H	St. Francis (NY)	3	1
323	N	St. Francis (NY)	3	0
327	H	Providence	3	0
328	N	N.C. A&T	3	2

Bryant

B
r
y
a
n
t

B
r
y
a
n
t

Average RPI Win: 310		WON-LOST RECORD		WINNING PCT. RANK		LAST 10 GAMES		STRENGTH OF SCHEDULE		OPP. STRENGTH OF SCHEDULE		TEAM RPI		ADJ RPI		CONF. RPI		ADJ CONF. RPI			
DIV. I ONLY		3- 27		.1 318		0- 10		264		238		312		.30506 308		17		16			
DIV. I NON-CONF.		3- 9		.25 268		0- 0		314		317		315		.32078 315		16		16			
TOTALS		RPI 1-25		RPI 26-50		W-L RECORDS		RPI 51-100		RPI 101-150		RPI 150+									
3- 27		0- 0		0- 1		OVERALL		0- 4		0- 7		3- 15									
1- 9		0- 0		0- 0		HOME		0- 2		0- 3		1- 4									
0- 13		0- 0		0- 0		AWAY		0- 2		0- 4		0- 7									
2- 5		0- 0		0- 1		NEUTRAL		0- 0		0- 0		2- 4									
3- 9		0- 0		0- 1		NON-CONFERENCE		0- 0		0- 1		3- 7									
1- 0		0- 0		0- 0		HOME		0- 0		0- 0		1- 0									
0- 4		0- 0		0- 0		AWAY		0- 0		0- 1		0- 3									
2- 5		0- 0		0- 1		NEUTRAL		0- 0		0- 0		2- 4									
0- 18		0- 0		0- 0		CONFERENCE		0- 4		0- 6		0- 8									
0- 9		0- 0		0- 0		HOME		0- 2		0- 3		0- 4									
0- 9		0- 0		0- 0		AWAY		0- 2		0- 3		0- 4									
0- 0		0- 0		0- 0		NEUTRAL		0- 0		0- 0		0- 0									
RPI	S	Opponent		Score		RPI	S	Opponent		Score		RPI	S	Opponent		Score					
				49	N	Central Ark.		0	3	83	A	UTSA		0	3	104	A	New Mexico St.		1	3
										83	H	UTSA		0	3	104	H	New Mexico St.		1	3
										93	A	Utah St.		0	3	114	A	Northwestern St.		0	3
										93	H	Utah St.		1	3	126	A	Idaho		0	3
																126	H	Idaho		0	3
																134	A	Denver		0	3
																134	H	Denver		1	3
																154	A	Texas St.		0	3
																154	H	Texas St.		0	3
																183	A	San Jose St.		1	3
																183	H	San Jose St.		0	3
																208	N	South Ala.		1	3
																226	A	Texas-Arlington		0	3
																226	H	Texas-Arlington		1	3
																227	A	Seattle		2	3
																227	H	Seattle		2	3
																241	A	Lamar		1	3
																244	A	Southeastern La.		0	3
																262	N	Weber St.		0	3
																279	N	Tex.-Pan American		3	1
																282	A	Southern Miss.		0	3
																288	N	Tulane		1	3
																301	N	South Carolina St.		1	3
																324	N	Southern U.		3	0
																326	H	Grambling		3	0
LAST 10 GAMES				226	A	Texas-Arlington		0	3	93	A	Utah St.		0	3	301	N	South Carolina St.		1	3
				227	A	Seattle		2	3	183	A	San Jose St.		1	3	324	N	Southern U.		3	0
				126	A	Idaho		0	3	104	H	New Mexico St.		1	3	326	H	Grambling		3	0
				83	H	UTSA		0	3	134	H	Denver		1	3						
				154	H	Texas St.		0	3	126	H	Idaho		0	3						

Non-Div. I Games:

Louisiana Tech

[illegible]

Non-Div. I Games:

Stetson

RPI	S	Opponent	Score	
290	A	Charleston So.	0	3
306	N	Citadel	2	3
313	A	Alabama St.	3	1
321	H	Bethune-Cookman	3	0
329	H	Savannah St.	3	0

Stetson

S
t
e
t
s
o
n

S
t
e
t
s
o
n

Average RPI Win: 317		WON-LOST RECORD		WINNING PCT. RANK		LAST 10 GAMES		STRENGTH OF SCHEDULE		OPP. STRENGTH OF SCHEDULE		TEAM RPI		ADJ RPI		CONF. RPI		ADJ CONF. RPI		
Average RPI Loss: 287																				
DIV. I ONLY		10- 11		.47619 185		4- 5		330		329		315		.29099 310		33		33		
DIV. I NON-CONF.		0- 1		0 318		0- 0		328		330		330		.21331 328		33		33		
TOTALS		RPI 1-25		RPI 26-50		W-L RECORDS		RPI 51-100		RPI 101-150		RPI 150+								
10- 11		0- 0		0- 0		OVERALL		0- 0		0- 0		10- 11								
4- 3		0- 0		0- 0		HOME		0- 0		0- 0		4- 3								
4- 4		0- 0		0- 0		AWAY		0- 0		0- 0		4- 4								
2- 4		0- 0		0- 0		NEUTRAL		0- 0		0- 0		2- 4								
0- 1		0- 0		0- 0		NON-CONFERENCE		0- 0		0- 0		0- 1								
0- 0		0- 0		0- 0		HOME		0- 0		0- 0		0- 0								
0- 0		0- 0		0- 0		AWAY		0- 0		0- 0		0- 0								
0- 1		0- 0		0- 0		NEUTRAL		0- 0		0- 0		0- 1								
10- 10		0- 0		0- 0		CONFERENCE		0- 0		0- 0		10- 10								
4- 3		0- 0		0- 0		HOME		0- 0		0- 0		4- 3								
4- 4		0- 0		0- 0		AWAY		0- 0		0- 0		4- 4								
2- 3		0- 0		0- 0		NEUTRAL		0- 0		0- 0		2- 3								
RPI S	Opponent	Score	RPI S	Opponent	Score	RPI S	Opponent	Score	RPI S	Opponent	Score	RPI S	Opponent	Score	RPI S	Opponent	Score	RPI S	Opponent	Score

Average RPI Win:	315	WON-LOST	WINNING	LAST 10	STRENGTH OF	OPP. STRENGTH	TEAM	ADJ	CONF.	ADJ CONF.					
Average RPI Loss:	241	RECORD	PCT. RANK	GAMES	SCHEDULE	OF SCHEDULE	RPI	RPI	RPI	RPI					
DIV. I ONLY		8- 21	.27586	282	1- 9	316	320	314	.28665	31	31				
DIV. I NON-CONF.		3- 9	.25	268	0- 0	312	324	316	.32079	314	31				
<hr/>															
TOTALS	RPI 1-25	RPI 26-50		W-L RECORDS		RPI 51-100		RPI 101-150		RPI 150+					
8- 21	0- 0	0- 0		OVERALL		0- 1		0- 3		8- 17					
2- 7	0- 0	0- 0		HOME		0- 0		0- 1		2- 6					
2- 11	0- 0	0- 0		AWAY		0- 0		0- 2		2- 9					
4- 3	0- 0	0- 0		NEUTRAL		0- 1		0- 0		4- 2					
<hr/>															
3- 9	0- 0	0- 0		NON-CONFERENCE		0- 1		0- 1		3- 7					
0- 1	0- 0	0- 0		HOME		0- 0		0- 0		0- 1					
0- 5	0- 0	0- 0		AWAY		0- 0		0- 1		0- 4					
3- 3	0- 0	0- 0		NEUTRAL		0- 1		0- 0		3- 2					
<hr/>															
5- 12	0- 0	0- 0		CONFERENCE		0- 0		0- 2		5- 10					
2- 6	0- 0	0- 0		HOME		0- 0		0- 1		2- 5					
2- 6	0- 0	0- 0		AWAY		0- 0		0- 1		2- 5					
1- 0	0- 0	0- 0		NEUTRAL		0- 0		0- 0		1- 0					
<hr/>															
RPI	S	Opponent	Score	RPI	S	Opponent	Score	RPI	S	Opponent	Score				
				96 N Idaho St.				0	3	113 A St. John's (NY)		0	3		
										127 A LIU Brooklyn		0	3		
												127 H LIU Brooklyn		1	3
												151 A Hofstra		1	3
												248 A Central Conn. St.		0	3
												248 H Central Conn. St.		1	3
												258 A Robert Morris		1	3
												258 H Robert Morris		1	3
												263 N Marist		0	3
												264 H NJIT		1	3
												266 N UC Riverside		0	3
												270 A Fordham		2	3
												276 A Sacred Heart		3	1
												276 H Sacred Heart		0	3
												278 A Saint Francis (PA)		1	3
												278 H Saint Francis (PA)		0	3
												294 A Rider		2	3
												304 A Lafayette		2	3
												307 A Bryant		2	3
												307 H Bryant		0	3
												307 N Bryant		3	1
												317 N Delaware St.		3	2
												322 A Quinnipiac		3	0
												322 H Quinnipiac		3	0
												323 A St. Francis (NY)		2	3
								323 H St. Francis (NY)		3	0				
								325 N Saint Peter's		3	1				

Non-Div. I Games:

Fairleigh Dickinson

RPI	S	Opponent	Score	
327	N	Providence	3	2

Fairleigh Dickinson

F
a
i
r
l
e
i
g
h
D
i
c
k
i
n
s
o
n

F
a
i
r
l
e
i
g
h
D
i
c
k
i
n
s
o
n

[illegible]

Non-Div. I Games:

Campbell

RPI	S	Opponent	Score	
318	A	East Carolina	3	2
321	N	Bethune-Cookman	3	0
328	H	N.C. A&T	3	2

Campbell

C
a
m
p
b
e
l
l

C
a
m
p
b
e
l
l

Average RPI Win: 312		WON-LOST	WINNING	LAST 10	STRENGTH OF		OPP. STRENGTH	TEAM	ADJ	CONF.	ADJ CONF.
Average RPI Loss: 221		RECORD	PCT. RANK	GAMES	SCHEDULE		OF SCHEDULE	RPI	RPI	RPI	RPI
DIV. I ONLY		9- 27	.25 288	5- 5	287		324	306	.28442 313	33	33
DIV. I NON-CONF.		1- 19	.05 317	1- 0	261		259	321	.28394 323	33	33
TOTALS		RPI 1-25	RPI 26-50	W-L RECORDS	RPI 51-100		RPI 101-150	RPI 150+			
9- 27	0- 0	0- 0	OVERALL	0- 0	0- 0		0- 5	9- 22			
1- 14	0- 0	0- 0	HOME	0- 0	0- 0		0- 2	1- 12			
3- 7	0- 0	0- 0	AWAY	0- 0	0- 0		0- 2	3- 5			
5- 6	0- 0	0- 0	NEUTRAL	0- 0	0- 0		0- 1	5- 5			
1- 19	0- 0	0- 0	NON-CONFERENCE	0- 0	0- 0		0- 5	1- 14			
0- 11	0- 0	0- 0	HOME	0- 0	0- 0		0- 2	0- 9			
1- 3	0- 0	0- 0	AWAY	0- 0	0- 0		0- 2	1- 1			
0- 5	0- 0	0- 0	NEUTRAL	0- 0	0- 0		0- 1	0- 4			
8- 8	0- 0	0- 0	CONFERENCE	0- 0	0- 0		0- 0	8- 8			
1- 3	0- 0	0- 0	HOME	0- 0	0- 0		0- 0	1- 3			
2- 4	0- 0	0- 0	AWAY	0- 0	0- 0		0- 0	2- 4			
5- 1	0- 0	0- 0	NEUTRAL	0- 0	0- 0		0- 0	5- 1			
RPI S	Opponent	Score	RPI S	Opponent	Score	RPI S	Opponent	Score	RPI S	Opponent	Score
							101 A Alabama	0 3			
							111 H North Texas	0 3			
							132 A Washington St.	0 3			
							135 N East Tenn. St.	2 3			
							149 H Troy	0 3			
							158 H UMES	0 3			
							191 N Austin Peay	0 3			
							206 H Kennesaw St.	0 3			
							209 H Tennessee St.	0 3			
							210 H CSU Bakersfield	1 3			
							210 H CSU Bakersfield	0 3			
							219 H Jacksonville St.	0 3			
							227 N Seattle	0 3			
							239 A Chattanooga	0 3			
							241 N Lamar	0 3			
							244 H Southeastern La.	1 3			
							252 A Jackson St.	1 3			
							252 A Jackson St.	1 3			
							252 A Jackson St.	2 3			
							252 H Jackson St.	0 3			
							252 N Jackson St.	1 3			
							262 N Weber St.	0 3			
							275 H UT Martin	0 3			
							280 A Alabama A&M	1 3			
							280 H Alabama A&M	1 3			
							293 N Prairie View	3 0			
							297 N Texas Southern	3 1			
LAST 10 GAMES											
	252 A Jackson St.	1 3		280 H Alabama A&M	1 3						
	297 N Texas Southern	3 2		252 H Jackson St.	0 3						
	252 A Jackson St.	1 3		310 A Mississippi Val.	3 0						
	297 N Texas Southern	3 0		330 A Alcorn	3 0						
	310 H Mississippi Val.	2 3		329 A Savannah St.	3 0						

Non-Div. I Games:

Alabama St.

RPI	S	Opponent	Score	
297	N	Texas Southern	3	0
297	N	Texas Southern	3	2
309	H	Stetson	1	3
310	A	Mississippi Val.	3	0
310	H	Mississippi Val.	2	3
326	N	Grambling	3	0
329	A	Savannah St.	3	0
330	A	Alcorn	3	0
330	H	Alcorn	3	0

Alabama St.

A
l
a
b
a
m
a
S
t
.

A
l
a
b
a
m
a
S
t
.

Average RPI Win: 299		WON-LOST RECORD		WINNING PCT. RANK		LAST 10 GAMES		STRENGTH OF SCHEDULE		OPP. STRENGTH OF SCHEDULE		TEAM RPI		ADJ RPI		CONF. RPI		ADJ CONF. RPI	
DIV. I ONLY		8- 22		.26667 285		5- 5		314		317		313		.28181 314		32		32	
DIV. I NON-CONF.		1- 17		.05556 315		0- 1		234		283		317		.29418 319		32		32	
TOTALS		RPI 1-25		RPI 26-50		W-L RECORDS		RPI 51-100		RPI 101-150		RPI 150+							
8- 22		0- 0		0- 0		OVERALL		0- 0		0- 3		8- 19							
3- 8		0- 0		0- 0		HOME		0- 0		0- 1		3- 7							
4- 7		0- 0		0- 0		AWAY		0- 0		0- 0		4- 7							
1- 7		0- 0		0- 0		NEUTRAL		0- 0		0- 2		1- 5							
1- 17		0- 0		0- 0		NON-CONFERENCE		0- 0		0- 3		1- 14							
0- 5		0- 0		0- 0		HOME		0- 0		0- 1		0- 4							
0- 6		0- 0		0- 0		AWAY		0- 0		0- 0		0- 6							
1- 6		0- 0		0- 0		NEUTRAL		0- 0		0- 2		1- 4							
7- 5		0- 0		0- 0		CONFERENCE		0- 0		0- 0		7- 5							
3- 3		0- 0		0- 0		HOME		0- 0		0- 0		3- 3							
4- 1		0- 0		0- 0		AWAY		0- 0		0- 0		4- 1							
0- 1		0- 0		0- 0		NEUTRAL		0- 0		0- 0		0- 1							
RPI S	Opponent	Score		RPI S	Opponent	Score		RPI S	Opponent	Score		RPI S	Opponent	Score					
										101 N	Alabama			0	3				
										124 H	Liberty			0	3				
										149 N	Troy			0	3				
										180 N	High Point			0	3				
										185 N	Green Bay			0	3				
										203 A	Florida A&M			0	3				
										203 H	Florida A&M			2	3				
										206 A	Kennesaw St.			0	3				
										207 A	Davidson			0	3				
										209 N	Tennessee St.			3	0				
										214 H	UNC Greensboro			1	3				
										216 A	Elon			0	3				
										231 H	Bradley			1	3				
										234 A	UNC Wilmington			0	3				
										239 N	Chattanooga			0	3				
										249 H	Hampton			3	0				
										257 H	Winthrop			0	3				
										272 A	Radford			1	3				
										289 N	Norfolk St.			2	3				
										291 N	Gardner-Webb			1	3				
										301 A	South Carolina St.			3	0				
										301 H	South Carolina St.			1	3				
										312 A	Campbell			0	3				
										312 H	Campbell			0	3				
										321 A	Bethune-Cookman			3	0				
										321 H	Bethune-Cookman			0	3				
										328 A	N.C. A&T			3	2				
LAST 10 GAMES																			
						289 N	Norfolk St.	2	3	328 H	N.C. A&T	3	1						
						329 H	Savannah St.	3	0	234 A	UNC Wilmington	0	3						
						301 H	South Carolina St.	1	3	301 A	South Carolina St.	3	0						
						203 A	Florida A&M	0	3	329 A	Savannah St.	3	0						
						321 A	Bethune-Cookman	3	0	321 H	Bethune-Cookman	0	3						

Non-Div. I Games:

N.C. Central

RPI	S	Opponent	Score	
328	H	N.C. A&T	3	1
329	A	Savannah St.	3	0
329	H	Savannah St.	3	0

N.C. Central

N
.
C
.
C
e
n
t
r
a
l

N
.
C
.
C
e
n
t
r
a
l

Average RPI Win: 321		WON-LOST RECORD		WINNING PCT. RANK		LAST 10 GAMES		STRENGTH OF SCHEDULE		OPP. STRENGTH OF SCHEDULE		TEAM RPI		ADJ RPI		CONF. RPI		ADJ CONF. RPI	
Average RPI Loss: 249																			
DIV. I ONLY		8- 15		.34783 245		3- 4		324		327		316		.28071 315		33		33	
DIV. I NON-CONF.		0- 6		0 318		0- 0		119		262		300		.34612 302		33		33	
TOTALS		RPI 1-25		RPI 26-50		W-L RECORDS		RPI 51-100		RPI 101-150		RPI 150+							
8- 15		0- 0		0- 1		OVERALL		0- 0		0- 0		8- 14							
5- 2		0- 0		0- 0		HOME		0- 0		0- 0		5- 2							
3- 7		0- 0		0- 1		AWAY		0- 0		0- 0		3- 6							
0- 6		0- 0		0- 0		NEUTRAL		0- 0		0- 0		0- 6							
0- 6		0- 0		0- 1		NON-CONFERENCE		0- 0		0- 0		0- 5							
0- 1		0- 0		0- 0		HOME		0- 0		0- 0		0- 1							
0- 3		0- 0		0- 1		AWAY		0- 0		0- 0		0- 2							
0- 2		0- 0		0- 0		NEUTRAL		0- 0		0- 0		0- 2							
8- 9		0- 0		0- 0		CONFERENCE		0- 0		0- 0		8- 9							
5- 1		0- 0		0- 0		HOME		0- 0		0- 0		5- 1							
3- 4		0- 0		0- 0		AWAY		0- 0		0- 0		3- 4							
0- 4		0- 0		0- 0		NEUTRAL		0- 0		0- 0		0- 4							
RPI	S	Opponent	Score	RPI	S	Opponent	Score	RPI	S	Opponent	Score	RPI	S	Opponent	Score				
				49	A	Central Ark.	0 3					155	H	UTEP	0 3				
												163	N	South Dakota	0 3				
												209	A	Tennessee St.	0 3				
												219	N	Jacksonville St.	0 3				
												252	N	Jackson St.	0 3				
												280	N	Alabama A&M	0 3				
												293	A	Prairie View	2 3				
												293	H	Prairie View	0 3				
												293	N	Prairie View	0 3				
												297	A	Texas Southern	0 3				
												297	H	Texas Southern	3 0				
												297	N	Texas Southern	1 3				
												298	A	New Orleans	0 3				
												310	A	Mississippi Val.	1 3				
												310	H	Mississippi Val.	3 1				
												324	A	Southern U.	3 1				
												324	A	Southern U.	2 3				
												324	H	Southern U.	3 0				
												326	A	Grambling	3 1				
												326	H	Grambling	3 0				
												330	A	Alcorn	3 0				
												330	H	Alcorn	3 0				
LAST 10 GAMES																			
				293	N	Prairie View	0 3	326	A	Grambling	3 1								
				280	N	Alabama A&M	0 3	330	H	Alcorn	3 0								
				324	H	Southern U.	3 0	324	A	Southern U.	3 1								
				297	A	Texas Southern	0 3	293	H	Prairie View	0 3								
				293	A	Prairie View	2 3	298	A	New Orleans	0 3								
Non-Div. I Games:		Fisk	3 0	Ark.-Monticello	1 3	Henderson St.	1 3	Ark.-Monticello		1 3	Ark.-Pine Bluff								
		Henderson St.	3 1																

Average RPI Win:	302	WON-LOST	WINNING	LAST 10	STRENGTH OF	OPP. STRENGTH	TEAM	ADJ	CONF.	ADJ CONF.											
Average RPI Loss:	217	RECORD	PCT. RANK	GAMES	SCHEDULE	OF SCHEDULE	RPI	RPI	RPI	RPI											
DIV. I ONLY		3- 27	.1 318	2- 8	232	303	310	.279 316	27	28											
DIV. I NON-CONF.		1- 15	.0625 314	1- 0	201	318	314	.31084 317	28	25											
<hr/>																					
TOTALS	RPI 1-25	RPI 26-50		W-L RECORDS		RPI 51-100		RPI 101-150		RPI 150+											
3- 27	0- 0	0- 0		OVERALL		0- 0		0- 4		3- 23											
2- 9	0- 0	0- 0		HOME		0- 0		0- 1		2- 8											
1- 12	0- 0	0- 0		AWAY		0- 0		0- 1		1- 11											
0- 6	0- 0	0- 0		NEUTRAL		0- 0		0- 2		0- 4											
<hr/>																					
1- 15	0- 0	0- 0		NON-CONFERENCE		0- 0		0- 4		1- 11											
1- 3	0- 0	0- 0		HOME		0- 0		0- 1		1- 2											
0- 6	0- 0	0- 0		AWAY		0- 0		0- 1		0- 5											
0- 6	0- 0	0- 0		NEUTRAL		0- 0		0- 2		0- 4											
<hr/>																					
2- 12	0- 0	0- 0		CONFERENCE		0- 0		0- 0		2- 12											
1- 6	0- 0	0- 0		HOME		0- 0		0- 0		1- 6											
1- 6	0- 0	0- 0		AWAY		0- 0		0- 0		1- 6											
0- 0	0- 0	0- 0		NEUTRAL		0- 0		0- 0		0- 0											
<hr/>																					
RPI S	Opponent	Score	RPI S	Opponent	Score	RPI S	Opponent	Score	RPI S	Opponent	Score										
									101 H	Alabama	0	3									
									113 N	St. John's (NY)	0	3									
									118 A	Northeastern	0	3									
									137 N	Northern Ky.	0	3									
									157 A	Army	0	3									
									157 H	Army	0	3									
									169 N	Akron	0	3									
									176 A	American	0	3									
									176 H	American	2	3									
									179 A	Colgate	0	3									
									179 H	Colgate	0	3									
									200 N	William & Mary	0	3									
									218 A	Lehigh	1	3									
									218 H	Lehigh	0	3									
									237 A	Harvard	1	3									
									247 A	New Hampshire	0	3									
									248 A	Central Conn. St.	0	3									
									248 N	Central Conn. St.	2	3									
									269 A	Navy	0	3									
									269 H	Navy	0	3									
									274 N	Brown	1	3									
												LAST 10 GAMES						276 H	Sacred Heart	0	3
																		281 A	Fla. Atlantic	0	3
																		296 A	Bucknell	0	3
																		296 H	Bucknell	3	1
304 A	Lafayette	3	0																		
304 H	Lafayette	1	3																		
									LAST 10 GAMES			304 A	Lafayette	3	0						
												218 A	Lehigh	1	3						
												179 A	Colgate	0	3						
												296 A	Bucknell	0	3						
												157 H	Army	0	3						

Non-Div. I Games:

Holy Cross

RPI	S	Opponent	Score	
305	H	Hartford	2	3
307	A	Bryant	0	3
307	H	Bryant	3	0

Holy Cross

H
o
l
y
C
r
o
s
s

H
o
l
y
C
r
o
s
s

Average RPI Win: 310		WON-LOST RECORD		WINNING PCT. RANK		LAST 10 GAMES		STRENGTH OF SCHEDULE		OPP. STRENGTH OF SCHEDULE		TEAM RPI		ADJ RPI		CONF. RPI		ADJ CONF. RPI	
Average RPI Loss: 239																			
DIV. I ONLY		5- 21		.19231 301		1- 9		309		313		318		.27605 317		32		32	
DIV. I NON-CONF.		3- 11		.21429 280		0- 2		299		310		312		.32571 312		32		32	
TOTALS		RPI 1-25		RPI 26-50		W-L RECORDS		RPI 51-100		RPI 101-150		RPI 150+							
5- 21		0- 0		0- 0		OVERALL		0- 0		0- 3		5- 18							
2- 7		0- 0		0- 0		HOME		0- 0		0- 0		2- 7							
2- 9		0- 0		0- 0		AWAY		0- 0		0- 1		2- 8							
1- 5		0- 0		0- 0		NEUTRAL		0- 0		0- 2		1- 3							
3- 11		0- 0		0- 0		NON-CONFERENCE		0- 0		0- 3		3- 8							
1- 2		0- 0		0- 0		HOME		0- 0		0- 0		1- 2							
1- 4		0- 0		0- 0		AWAY		0- 0		0- 1		1- 3							
1- 5		0- 0		0- 0		NEUTRAL		0- 0		0- 2		1- 3							
2- 10		0- 0		0- 0		CONFERENCE		0- 0		0- 0		2- 10							
1- 5		0- 0		0- 0		HOME		0- 0		0- 0		1- 5							
1- 5		0- 0		0- 0		AWAY		0- 0		0- 0		1- 5							
0- 0		0- 0		0- 0		NEUTRAL		0- 0		0- 0		0- 0							
RPI S	Opponent	Score		RPI S	Opponent	Score		RPI S	Opponent	Score		RPI S	Opponent	Score					
										127 N	LIU Brooklyn	0	3						
										142 A	Delaware	0	3						
										147 N	UMKC	1	3						
										158 A	UMES	0	3						
										158 H	UMES	0	3						
										180 N	High Point	0	3						
										218 A	Lehigh	0	3						
										232 N	Charlotte	0	3						
										234 A	UNC Wilmington	0	3						
										249 A	Hampton	0	3						
										249 H	Hampton	0	3						
										278 H	Saint Francis (PA)	1	3						
										286 A	Coppin St.	0	3						
										286 H	Coppin St.	1	3						
										289 A	Norfolk St.	1	3						
										289 H	Norfolk St.	1	3						
										291 A	Gardner-Webb	3	2						
										294 H	Rider	1	3						
										295 H	La Salle	3	0						
										299 A	Morgan St.	2	3						
										299 H	Morgan St.	1	3						
										304 A	Lafayette	1	3						
										311 N	Fairleigh Dickinson	2	3						
										320 A	Howard	3	0						
										320 H	Howard	3	2						
										325 N	Saint Peter's	3	0						
LAST 10 GAMES																			
	289 A	Norfolk St.	1	3		294 H	Rider	1	3		311 N	Fairleigh Dickinson	2	3					
	249 A	Hampton	0	3		218 A	Lehigh	0	3		320 A	Howard	3	0					
	299 A	Morgan St.	2	3		158 A	UMES	0	3		320 H	Howard	3	2					
	286 A	Coppin St.	0	3		249 H	Hampton	0	3		325 N	Saint Peter's	3	0					
	320 H	Howard	3	2		289 H	Norfolk St.	1	3										

Non-Div. I Games:

Delaware St.

Average RPI Win:		305	WON-LOST RECORD		WINNING PCT. RANK		LAST 10 GAMES		STRENGTH OF SCHEDULE		OPP. STRENGTH OF SCHEDULE		TEAM RPI		ADJ RPI		CONF. RPI		ADJ CONF. RPI	
DIV. I ONLY			2- 25		.07407 323		1- 9		281		237		317		.27171 318		22		22	
DIV. I NON-CONF.			1- 10		.09091 309		0- 0		282		267		320		.31013 318		18		17	
TOTALS		RPI 1-25		RPI 26-50		W-L RECORDS		RPI 51-100		RPI 101-150		RPI 150+								
2- 25		0- 0		0- 0		OVERALL		0- 2		0- 2		2- 21								
2- 11		0- 0		0- 0		HOME		0- 0		0- 0		2- 11								
0- 10		0- 0		0- 0		AWAY		0- 2		0- 1		0- 7								
0- 4		0- 0		0- 0		NEUTRAL		0- 0		0- 1		0- 3								
1- 10		0- 0		0- 0		NON-CONFERENCE		0- 1		0- 1		1- 8								
1- 4		0- 0		0- 0		HOME		0- 0		0- 0		1- 4								
0- 2		0- 0		0- 0		AWAY		0- 1		0- 0		0- 1								
0- 4		0- 0		0- 0		NEUTRAL		0- 0		0- 1		0- 3								
1- 15		0- 0		0- 0		CONFERENCE		0- 1		0- 1		1- 13								
1- 7		0- 0		0- 0		HOME		0- 0		0- 0		1- 7								
0- 8		0- 0		0- 0		AWAY		0- 1		0- 1		0- 6								
0- 0		0- 0		0- 0		NEUTRAL		0- 0		0- 0		0- 0								
RPI	S	Opponent		Score	RPI	S	Opponent		Score	RPI	S	Opponent		Score	RPI	S	Opponent		Score	
							54	A	Tulsa	0	3		118	N	Northeastern	0	3			
							68	A	Duke	0	3		125	A	Rice	1	3			
													155	H	UTEP	1	3			
													164	A	UAB	0	3			
													164	H	UAB	0	3			
													177	A	UCF	0	3			
													177	H	UCF	0	3			
													186	A	Marshall	1	3			
													186	H	Marshall	1	3			
													194	N	Southeast Mo. St.	0	3			
													212	H	Coastal Caro.	2	3			
													216	N	Elon	1	3			
													217	A	Milwaukee	0	3			
													220	A	SMU	0	3			
													221	H	Houston	0	3			
													231	N	Bradley	0	3			
													232	H	Charlotte	0	3			
													236	A	Memphis	1	3			
													236	H	Memphis	1	3			
													246	H	UMBC	1	3			
													282	A	Southern Miss.	2	3			
													282	H	Southern Miss.	2	3			
													288	H	Tulane	3	1			
													312	H	Campbell	2	3			
													321	H	Bethune-Cookman	3	1			
					LAST 10 GAMES															
							288	H	Tulane	3	1		177	A	UCF	0	3			
							155	H	UTEP	1	3		164	H	UAB	0	3			
							236	A	Memphis	1	3		236	H	Memphis	1	3			
							164	A	UAB	0	3		125	A	Rice	1	3			
							282	A	Southern Miss.	2	3		221	H	Houston	0	3			

Non-Div. I Games:

East Carolina

Average RPI Win:	307	WON-LOST	WINNING	LAST 10	STRENGTH OF	OPP. STRENGTH	TEAM	ADJ	CONF.	ADJ CONF.	
Average RPI Loss:	205	RECORD	PCT. RANK	GAMES	SCHEDULE	OF SCHEDULE	RPI	RPI	RPI	RPI	
DIV. I ONLY	2- 29	.06452	324	0- 10	274	277	320	.2643	319	28	25
DIV. I NON-CONF.	2- 20	.09091	309	0- 4	273	266	318	.28592	322	25	27
<hr/>											
TOTALS	RPI 1-25	RPI 26-50		W-L RECORDS		RPI 51-100		RPI 101-150		RPI 150+	
2- 29	0- 0	0- 0		OVERALL		0- 0		0- 9		2- 20	
0- 7	0- 0	0- 0		HOME		0- 0		0- 4		0- 3	
1- 11	0- 0	0- 0		AWAY		0- 0		0- 4		1- 7	
1- 11	0- 0	0- 0		NEUTRAL		0- 0		0- 1		1- 10	
<hr/>											
2- 20	0- 0	0- 0		NON-CONFERENCE		0- 0		0- 5		2- 15	
0- 3	0- 0	0- 0		HOME		0- 0		0- 2		0- 1	
1- 7	0- 0	0- 0		AWAY		0- 0		0- 2		1- 5	
1- 10	0- 0	0- 0		NEUTRAL		0- 0		0- 1		1- 9	
<hr/>											
0- 9	0- 0	0- 0		CONFERENCE		0- 0		0- 4		0- 5	
0- 4	0- 0	0- 0		HOME		0- 0		0- 2		0- 2	
0- 4	0- 0	0- 0		AWAY		0- 0		0- 2		0- 2	
0- 1	0- 0	0- 0		NEUTRAL		0- 0		0- 0		0- 1	
<hr/>											
RPI S	Opponent	Score	RPI S	Opponent	Score	RPI S	Opponent	Score	RPI S	Opponent	Score
						106 H IUPUI 0 3					
						133 A Iowa 0 3					
						139 A Houston Baptist 0 3					
						139 H Houston Baptist 0 3					
						140 A Utah Valley 0 3					
						140 H Utah Valley 0 3					
						141 H Valparaiso 1 3					
						141 N Valparaiso 0 3					
						150 A Ill.-Chicago 0 3					
						162 N South Dakota St. 0 3					
						166 N Temple 0 3					
						170 A Loyola Chicago 0 3					
						185 A Green Bay 0 3					
						194 N Southeast Mo. St. 0 3					
						199 N Youngstown St. 0 3					
						202 N DePaul 0 3					
						210 N CSU Bakersfield 0 3					
						229 A Western Ill. 0 3					
						229 H Western Ill. 2 3					
						240 A Miami (OH) 0 3					
						264 A NJIT 0 3					
						264 H NJIT 0 3					
						264 N NJIT 0 3					
						273 N USC Upstate 0 3					
						279 A Tex.-Pan American 2 3					
279 H Tex.-Pan American 1 3											
284 N Indiana St. 0 3											
<hr/>											
			LAST 10 GAMES								
			264 N NJIT 0 3			264 A NJIT 0 3			264 N NJIT 0 3		
			140 H Utah Valley 0 3			150 A Ill.-Chicago 0 3			273 N USC Upstate 0 3		
			279 H Tex.-Pan American 1 3			210 N CSU Bakersfield 0 3			279 A Tex.-Pan American 2 3		
			229 H Western Ill. 2 3			140 A Utah Valley 0 3			279 H Tex.-Pan American 1 3		
			141 H Valparaiso 1 3			279 A Tex.-Pan American 2 3			284 N Indiana St. 0 3		

Non-Div. I Games: Judson (IL)

1 3

Chicago St.

RPI	S	Opponent	Score	
286	A	Coppin St.	3	1
302	A	Wright St.	1	3
307	N	Bryant	0	3
328	N	N.C. A&T	3	1

Chicago St.

C
h
i
c
a
g
o
s
t
.

C
h
i
c
a
g
o
s
t
.

Average RPI Win: 299 Average RPI Loss: 231		WON-LOST RECORD	WINNING PCT. RANK	LAST 10 GAMES	STRENGTH OF SCHEDULE	OPP. STRENGTH OF SCHEDULE	TEAM RPI	ADJ RPI	CONF. RPI	ADJ CONF. RPI								
DIV. I ONLY		1- 23	.04167 326	1- 9	256	309	321	.26019 320	32	32								
DIV. I NON-CONF.		0- 11	0 318	0- 1	160	268	310	.32653 309	32	32								
<hr/>																		
TOTALS	RPI 1-25	RPI 26-50		W-L RECORDS	RPI 51-100		RPI 101-150		RPI 150+									
1- 23	0- 0	0- 0		OVERALL	0- 0		0- 3		1- 20									
1- 6	0- 0	0- 0		HOME	0- 0		0- 0		1- 6									
0- 10	0- 0	0- 0		AWAY	0- 0		0- 1		0- 9									
0- 7	0- 0	0- 0		NEUTRAL	0- 0		0- 2		0- 5									
<hr/>																		
0- 11	0- 0	0- 0		NON-CONFERENCE	0- 0		0- 3		0- 8									
0- 1	0- 0	0- 0		HOME	0- 0		0- 0		0- 1									
0- 4	0- 0	0- 0		AWAY	0- 0		0- 1		0- 3									
0- 6	0- 0	0- 0		NEUTRAL	0- 0		0- 2		0- 4									
<hr/>																		
1- 12	0- 0	0- 0		CONFERENCE	0- 0		0- 0		1- 12									
1- 5	0- 0	0- 0		HOME	0- 0		0- 0		1- 5									
0- 6	0- 0	0- 0		AWAY	0- 0		0- 0		0- 6									
0- 1	0- 0	0- 0		NEUTRAL	0- 0		0- 0		0- 1									
<hr/>																		
RPI S	Opponent	Score	RPI S	Opponent	Score	RPI S	Opponent	Score	RPI S	Opponent	Score							
									102 N	Colorado	0	3						
									122 A	Pittsburgh	0	3						
									146 N	Butler	0	3						
									158 A	UMES	0	3						
									158 H	UMES	2	3						
									176 H	American	0	3						
									192 N	James Madison	1	3						
									200 A	William & Mary	0	3						
									212 N	Coastal Caro.	0	3						
									216 N	Elon	0	3						
									246 A	UMBC	0	3						
									249 A	Hampton	0	3						
									249 H	Hampton	0	3						
									249 N	Hampton	0	3						
									258 N	Robert Morris	0	3						
									286 A	Coppin St.	0	3						
									286 H	Coppin St.	2	3						
									289 A	Norfolk St.	2	3						
									289 H	Norfolk St.	1	3						
									294 A	Rider	0	3						
									299 A	Morgan St.	0	3						
												LAST 10 GAMES			299 H	Morgan St.	3	1
															317 A	Delaware St.	2	3
															317 H	Delaware St.	0	3
															286 H	Coppin St.	2	3
299 H	Morgan St.	3	1															
249 H	Hampton	0	3															
289 H	Norfolk St.	1	3															
317 A	Delaware St.	2	3															
286 A	UMES	0	3															
299 A	Morgan St.	0	3															
286 A	Coppin St.	0	3															
289 A	Norfolk St.	2	3															

Non-Div. I Games:

Howard

Average RPI Win:	326	WON-LOST RECORD	WINNING PCT. RANK	LAST 10 GAMES	STRENGTH OF SCHEDULE	OPP. STRENGTH OF SCHEDULE	TEAM RPI	ADJ RPI	CONF. RPI	ADJ CONF. RPI	
DIV. I ONLY		5- 28	.15152 307	2- 8	317	289	322	.25866 321	32	32	
DIV. I NON-CONF.		0- 19	0 318	0- 2	274	175	322	.29189 320	32	32	
TOTALS	RPI 1-25	RPI 26-50	W-L RECORDS	RPI 51-100	RPI 101-150	RPI 150+					
5- 28	0- 0	0- 0	OVERALL	0- 2	0- 5	5- 21					
2- 5	0- 0	0- 0	HOME	0- 0	0- 0	2- 5					
3- 12	0- 0	0- 0	AWAY	0- 1	0- 2	3- 9					
0- 11	0- 0	0- 0	NEUTRAL	0- 1	0- 3	0- 7					
0- 19	0- 0	0- 0	NON-CONFERENCE	0- 2	0- 5	0- 12					
0- 2	0- 0	0- 0	HOME	0- 0	0- 0	0- 2					
0- 8	0- 0	0- 0	AWAY	0- 1	0- 2	0- 5					
0- 9	0- 0	0- 0	NEUTRAL	0- 1	0- 3	0- 5					
5- 9	0- 0	0- 0	CONFERENCE	0- 0	0- 0	5- 9					
2- 3	0- 0	0- 0	HOME	0- 0	0- 0	2- 3					
3- 4	0- 0	0- 0	AWAY	0- 0	0- 0	3- 4					
0- 2	0- 0	0- 0	NEUTRAL	0- 0	0- 0	0- 2					
RPI S	Opponent	Score	RPI S	Opponent	Score	RPI S	Opponent	Score	RPI S	Opponent	Score
						51 N	Baylor	0 3	115 A	FGCU	1 3
						94 A	Wyoming	0 3	115 N	FGCU	0 3
									116 A	South Fla.	0 3
									117 N	Arkansas St.	0 3
									147 N	UMKC	0 3
									152 A	North Florida	0 3
									152 H	North Florida	0 3
									158 N	UMES	0 3
									172 N	George Washington	0 3
									181 N	FIU	0 3
									192 N	James Madison	0 3
									203 A	Florida A&M	0 3
									203 H	Florida A&M	0 3
									213 H	Jacksonville	0 3
									232 N	Charlotte	0 3
									249 N	Hampton	2 3
									271 A	McNeese St.	0 3
									281 A	Fla. Atlantic	0 3
									286 A	Coppin St.	1 3
									299 A	Morgan St.	0 3
									301 A	South Carolina St.	0 3
									301 H	South Carolina St.	2 3
									309 A	Stetson	0 3
									312 N	Campbell	0 3
									314 A	N.C. Central	3 0
									314 H	N.C. Central	0 3
									318 A	East Carolina	1 3
			LAST 10 GAMES								
						158 N	UMES	0 3	301 A	South Carolina St.	0 3
						203 H	Florida A&M	0 3	329 A	Savannah St.	3 1
						213 H	Jacksonville	0 3	299 A	Morgan St.	0 3
						328 H	N.C. A&T	3 2	286 A	Coppin St.	1 3
						314 H	N.C. Central	0 3	152 A	North Florida	0 3

Non-Div. I Games:

Bethune-Cookman

RPI	S	Opponent	Score	
328	A	N.C. A&T	3	2
328	H	N.C. A&T	3	2
329	A	Savannah St.	3	1
329	H	Savannah St.	3	0

Bethune-Cookman

B
e
t
h
u
n
e
-
C
o
o
k
m
a
n

B
e
t
h
u
n
e
-
C
o
o
k
m
a
n

[illegible]

Non-Div. I Games:

Quinnipiac

Average RPI Win:	307	WON-LOST RECORD	WINNING PCT. RANK	LAST 10 GAMES	STRENGTH OF SCHEDULE	OPP. STRENGTH OF SCHEDULE	TEAM RPI	ADJ RPI	CONF. RPI	ADJ CONF. RPI		
DIV. I ONLY		4- 29	.12121	314	2- 8	278	322	319	.2514	323	31	31
DIV. I NON-CONF.		2- 14	.125	303	0- 0	170	323	301	.33603	307	31	31
<hr/>												
TOTALS	RPI 1-25	RPI 26-50		W-L RECORDS		RPI 51-100		RPI 101-150		RPI 150+		
4- 29	0- 0	0- 0		OVERALL		0- 1		0- 3		4- 25		
3- 13	0- 0	0- 0		HOME		0- 0		0- 1		3- 12		
1- 11	0- 0	0- 0		AWAY		0- 0		0- 2		1- 8		
0- 5	0- 0	0- 0		NEUTRAL		0- 1		0- 0		0- 4		
<hr/>												
2- 14	0- 0	0- 0		NON-CONFERENCE		0- 1		0- 1		2- 12		
1- 7	0- 0	0- 0		HOME		0- 0		0- 0		1- 7		
1- 3	0- 0	0- 0		AWAY		0- 0		0- 1		1- 2		
0- 4	0- 0	0- 0		NEUTRAL		0- 1		0- 0		0- 3		
<hr/>												
2- 15	0- 0	0- 0		CONFERENCE		0- 0		0- 2		2- 13		
2- 6	0- 0	0- 0		HOME		0- 0		0- 1		2- 5		
0- 8	0- 0	0- 0		AWAY		0- 0		0- 1		0- 7		
0- 1	0- 0	0- 0		NEUTRAL		0- 0		0- 0		0- 1		
<hr/>												
RPI	S	Opponent	Score	RPI	S	Opponent	Score	RPI	S	Opponent	Score	
				96 N Idaho St. 0 3				113 A St. John's (NY) 0 3				
								127 A LIU Brooklyn 0 3				
								127 H LIU Brooklyn 0 3				
								151 A Hofstra 0 3				
								151 H Hofstra 0 3				
								158 H UMES 1 3				
								167 N Siena 0 3				
								189 N Princeton 1 3				
								248 A Central Conn. St. 0 3				
								248 H Central Conn. St. 0 3				
								258 A Robert Morris 1 3				
								258 H Robert Morris 0 3				
								259 H Manhattan 0 3				
								264 H NJIT 2 3				
								270 A Fordham 3 2				
								272 H Radford 0 3				
								276 A Sacred Heart 1 3				
								276 H Sacred Heart 0 3				
								278 A Saint Francis (PA) 1 3				
								278 H Saint Francis (PA) 1 3				
								286 N Coppin St. 0 3				
								294 H Rider 2 3				
								304 A Lafayette 2 3				
								304 H Lafayette 2 3				
								307 A Bryant 1 3				
				307 H Bryant 1 3								
				307 N Bryant 0 3								
<hr/>												
LAST 10 GAMES												
278 H Saint Francis (PA) 1 3				311 H Fairleigh Dickinson 3 2				304 A Lafayette 2 3				
258 H Robert Morris 0 3				276 A Sacred Heart 1 3				304 H Lafayette 2 3				
322 A Quinnipiac 0 3				248 A Central Conn. St. 0 3				307 A Bryant 1 3				
307 A Bryant 1 3				307 H Bryant 1 3				307 H Bryant 1 3				
127 A LIU Brooklyn 0 3				322 H Quinnipiac 3 1				307 N Bryant 0 3				

Non-Div. I Games:

St. Francis (NY)

RPI	S	Opponent	Score	
311	A	Fairleigh Dickinson	0	3
311	H	Fairleigh Dickinson	3	2
322	A	Quinnipiac	0	3
322	H	Quinnipiac	3	1
325	H	Saint Peter's	3	0

St. Francis (NY)

S
t
.
F
r
a
n
c
i
s
(
N
Y
)

S
t
.
F
r
a
n
c
i
s
(
N
Y
)

Average RPI Win:	325	WON-LOST	WINNING	LAST 10	STRENGTH OF	OPP. STRENGTH	TEAM	ADJ	CONF.	ADJ CONF.				
Average RPI Loss:	256	RECORD	PCT. RANK	GAMES	SCHEDULE	OF SCHEDULE	RPI	RPI	RPI	RPI				
DIV. I ONLY		4- 25	.13793 312	2- 8	315	328	325	.22626 324	33	33				
DIV. I NON-CONF.		0- 11	0 318	0- 1	275	294	323	.29033 321	33	33				
<hr/>														
TOTALS	RPI 1-25	RPI 26-50		W-L RECORDS	RPI 51-100		RPI 101-150		RPI 150+					
4- 25	0- 0	0- 0		OVERALL	0- 0		0- 4		4- 21					
3- 6	0- 0	0- 0		HOME	0- 0		0- 0		3- 6					
1- 13	0- 0	0- 0		AWAY	0- 0		0- 0		1- 9					
0- 6	0- 0	0- 0		NEUTRAL	0- 0		0- 2		0- 4					
<hr/>														
0- 11	0- 0	0- 0		NON-CONFERENCE	0- 0		0- 4		0- 7					
0- 1	0- 0	0- 0		HOME	0- 0		0- 0		0- 1					
0- 5	0- 0	0- 0		AWAY	0- 0		0- 2		0- 3					
0- 5	0- 0	0- 0		NEUTRAL	0- 0		0- 2		0- 3					
<hr/>														
4- 14	0- 0	0- 0		CONFERENCE	0- 0		0- 0		4- 14					
3- 5	0- 0	0- 0		HOME	0- 0		0- 0		3- 5					
1- 8	0- 0	0- 0		AWAY	0- 0		0- 0		1- 8					
0- 1	0- 0	0- 0		NEUTRAL	0- 0		0- 0		0- 1					
<hr/>														
RPI S	Opponent	Score	RPI S	Opponent	Score	RPI S	Opponent	Score	RPI S	Opponent	Score			
						112 A New Mexico			0	3				
						112 A New Mexico			0	3				
						119 N Duquesne			0	3				
						119 N Duquesne			0	3				
						196 A La.-Lafayette			0	3				
						244 A Southeastern La.			0	3				
						252 A Jackson St.			0	3				
						252 A Jackson St.			0	3				
						252 A Jackson St.			0	3				
						252 H Jackson St.			0	3				
						262 N Weber St.			0	3				
						279 N Tex.-Pan American			0	3				
						293 A Prairie View			2	3				
						293 H Prairie View			2	3				
						297 A Texas Southern			0	3				
						297 H Texas Southern			1	3				
						297 N Texas Southern			1	3				
						298 A New Orleans			0	3				
						298 H New Orleans			1	3				
						308 N Louisiana Tech			0	3				
						310 A Mississippi Val.			0	3				
						310 H Mississippi Val.			1	3				
						252 A Jackson St.			0	3				
						297 N Texas Southern			1	3				
						330 H Alcorn			3	0				
326 A Grambling			2	3										
315 A Ark.-Pine Bluff			0	3										
LAST 10 GAMES						310 H Mississippi Val.			1	3				
252 A Jackson St.			0	3	297 A Texas Southern			0	3	315 A Ark.-Pine Bluff			0	3
297 N Texas Southern			1	3	293 A Prairie View			2	3	315 H Ark.-Pine Bluff			3	2
330 H Alcorn			3	0	326 H Grambling			3	0	315 H Ark.-Pine Bluff			1	3
326 A Grambling			2	3	315 H Ark.-Pine Bluff			1	3	326 A Grambling			2	3
315 A Ark.-Pine Bluff			0	3	298 H New Orleans			1	3	326 H Grambling			3	0

Non-Div. I Games:

Southern U.

RPI	S	Opponent	Score	
330	A	Alcorn	3	0
330	H	Alcorn	3	0

Southern U.

S
o
u
t
h
e
r
n
U
.

S
o
u
t
h
e
r
n
U
.

Average RPI Win: 328		WON-LOST RECORD		WINNING PCT. RANK		LAST 10 GAMES		STRENGTH OF SCHEDULE		OPP. STRENGTH OF SCHEDULE		TEAM RPI		ADJ RPI		CONF. RPI		ADJ CONF. RPI	
DIV. I ONLY		1- 31		.03125 328		0- 10		298		301		324		.21906 325		26		26	
DIV. I NON-CONF.		1- 13		.07143 313		0- 0		322		327		327		.24101 325		30		29	
TOTALS		RPI 1-25		RPI 26-50		W-L RECORDS		RPI 51-100		RPI 101-150		RPI 150+							
1- 31		0- 0		0- 0		OVERALL		0- 0		0- 4		1- 27							
0- 10		0- 0		0- 0		HOME		0- 0		0- 1		0- 9							
0- 15		0- 0		0- 0		AWAY		0- 0		0- 2		0- 13							
1- 6		0- 0		0- 0		NEUTRAL		0- 0		0- 1		1- 5							
1- 13		0- 0		0- 0		NON-CONFERENCE		0- 0		0- 2		1- 11							
0- 1		0- 0		0- 0		HOME		0- 0		0- 0		0- 1							
0- 6		0- 0		0- 0		AWAY		0- 0		0- 1		0- 5							
1- 6		0- 0		0- 0		NEUTRAL		0- 0		0- 1		1- 5							
0- 18		0- 0		0- 0		CONFERENCE		0- 0		0- 2		0- 16							
0- 9		0- 0		0- 0		HOME		0- 0		0- 1		0- 8							
0- 9		0- 0		0- 0		AWAY		0- 0		0- 1		0- 8							
0- 0		0- 0		0- 0		NEUTRAL		0- 0		0- 0		0- 0							
RPI S	Opponent	Score		RPI S	Opponent	Score		RPI S	Opponent	Score		RPI S	Opponent	Score					
										121 A	Seton Hall	0	3						
										137 N	Northern Ky.	0	3						
										145 A	Fairfield	0	3						
										145 H	Fairfield	0	3						
										158 N	UMES	0	3						
										167 A	Siena	0	3						
										167 H	Siena	0	3						
										188 A	West Virginia	0	3						
										201 A	Canisius	0	3						
										201 H	Canisius	0	3						
										215 A	Niagara	1	3						
										215 H	Niagara	0	3						
										242 A	Iona	0	3						
										242 H	Iona	0	3						
										251 A	Loyola Maryland	0	3						
										251 H	Loyola Maryland	0	3						
										259 A	Manhattan	0	3						
										259 H	Manhattan	1	3						
										263 A	Marist	0	3						
										263 H	Marist	2	3						
										264 A	NJIT	0	3						
										267 A	Western Caro.	0	3						
										272 N	Radford	0	3						
										294 A	Rider	0	3						
										294 H	Rider	0	3						
										302 N	Wright St.	1	3						
										304 A	Lafayette	1	3						
				LAST 10 GAMES															
				259 A	Manhattan	0	3	242 H	Iona	0	3	272 N	Radford	0	3				
				201 A	Canisius	0	3	145 H	Fairfield	0	3	294 A	Rider	0	3				
				215 A	Niagara	1	3	294 H	Rider	0	3	294 H	Rider	0	3				
				167 A	Siena	0	3	251 H	Loyola Maryland	0	3	302 N	Wright St.	1	3				
				263 A	Marist	0	3	259 H	Manhattan	1	3	304 A	Lafayette	1	3				

Non-Div. I Games:

Saint Peter's

RPI	S	Opponent	Score	
311	N	Fairleigh Dickinson	1	3
317	N	Delaware St.	0	3
323	A	St. Francis (NY)	0	3
327	H	Providence	1	3
328	N	N.C. A&T	3	1

Saint Peter's

S
a
i
n
t
P
e
t
e
r
'
s

S
a
i
n
t
P
e
t
e
r
'
s

Average RPI Win: 328		WON-LOST	WINNING	LAST 10	STRENGTH OF		OPP. STRENGTH	TEAM	ADJ	CONF.	ADJ CONF.
Average RPI Loss: 284		RECORD	PCT. RANK	GAMES	SCHEDULE		OF SCHEDULE	RPI	RPI	RPI	RPI
DIV. I ONLY		3- 17	.15	308	3- 7		328	330	329	.20237	326
DIV. I NON-CONF.		0- 4	0	318	0- 1		329	192	329	.21182	329
TOTALS		RPI 1-25	RPI 26-50		W-L RECORDS		RPI 51-100		RPI 101-150		RPI 150+
3- 17	0- 0	0- 0		OVERALL		0- 0		0- 0		3- 17	
2- 7	0- 0	0- 0		HOME		0- 0		0- 0		2- 7	
1- 8	0- 0	0- 0		AWAY		0- 0		0- 0		1- 8	
0- 2	0- 0	0- 0		NEUTRAL		0- 0		0- 0		0- 2	
0- 4	0- 0	0- 0		NON-CONFERENCE		0- 0		0- 0		0- 4	
0- 2	0- 0	0- 0		HOME		0- 0		0- 0		0- 2	
0- 2	0- 0	0- 0		AWAY		0- 0		0- 0		0- 2	
0- 0	0- 0	0- 0		NEUTRAL		0- 0		0- 0		0- 0	
3- 13	0- 0	0- 0		CONFERENCE		0- 0		0- 0		3- 13	
2- 5	0- 0	0- 0		HOME		0- 0		0- 0		2- 5	
1- 6	0- 0	0- 0		AWAY		0- 0		0- 0		1- 6	
0- 2	0- 0	0- 0		NEUTRAL		0- 0		0- 0		0- 2	
RPI S	Opponent	Score	RPI S	Opponent	Score	RPI S	Opponent	Score	RPI S	Opponent	Score
									190 H	Nicholls St.	0 3
									244 A	Southeastern La.	0 3
									252 A	Jackson St.	0 3
									252 H	Jackson St.	0 3
									252 N	Jackson St.	0 3
									261 H	La.-Monroe	0 3
									293 A	Prairie View	0 3
									293 H	Prairie View	0 3
									297 A	Texas Southern	0 3
									297 H	Texas Southern	0 3
									308 A	Louisiana Tech	0 3
									310 A	Mississippi Val.	0 3
									310 H	Mississippi Val.	2 3
									313 N	Alabama St.	0 3
									315 A	Ark.-Pine Bluff	0 3
									315 H	Ark.-Pine Bluff	1 3
									324 A	Southern U.	0 3
									324 H	Southern U.	3 2
									330 A	Alcorn	3 0
									330 H	Alcorn	3 0
LAST 10 GAMES											
						330 H	Alcorn	3 0	297 H	Texas Southern	0 3
						324 H	Southern U.	3 2	324 A	Southern U.	0 3
						330 A	Alcorn	3 0	310 A	Mississippi Val.	0 3
						252 H	Jackson St.	0 3	244 A	Southeastern La.	0 3
						315 H	Ark.-Pine Bluff	1 3	313 N	Alabama St.	0 3

Non-Div. I Games: Wiley 0 3 Wiley 0 3

Grambling

RPI	S	Opponent	Score	
307	A	Bryant	0	3
311	N	Fairleigh Dickinson	2	3
322	N	Quinnipiac	2	3
325	A	Saint Peter's	3	1

Providence

P
r
o
v
i
d
e
n
c
e

P
r
o
v
i
d
e
n
c
e

Average RPI Win: 320		WON-LOST	WINNING	LAST 10	STRENGTH OF		OPP. STRENGTH	TEAM	ADJ	CONF.	ADJ CONF.
Average RPI Loss: 257		RECORD	PCT. RANK	GAMES	SCHEDULE		OF SCHEDULE	RPI	RPI	RPI	RPI
DIV. I ONLY		3- 29	.09375	320	3- 7		325	318	327	.18763	328
DIV. I NON-CONF.		0- 20	0	318	0- 2		306	303	326	.23009	327
TOTALS		RPI 1-25	RPI 26-50		W-L RECORDS		RPI 51-100		RPI 101-150		RPI 150+
3- 29	0- 0	0- 0		OVERALL		0- 0		0- 1		3- 28	
2- 7	0- 0	0- 0		HOME		0- 0		0- 0		2- 7	
1- 13	0- 0	0- 0		AWAY		0- 0		0- 0		1- 13	
0- 9	0- 0	0- 0		NEUTRAL		0- 0		0- 1		0- 8	
0- 20	0- 0	0- 0		NON-CONFERENCE		0- 0		0- 1		0- 19	
0- 3	0- 0	0- 0		HOME		0- 0		0- 0		0- 3	
0- 8	0- 0	0- 0		AWAY		0- 0		0- 0		0- 8	
0- 9	0- 0	0- 0		NEUTRAL		0- 0		0- 1		0- 8	
3- 9	0- 0	0- 0		CONFERENCE		0- 0		0- 0		3- 9	
2- 4	0- 0	0- 0		HOME		0- 0		0- 0		2- 4	
1- 5	0- 0	0- 0		AWAY		0- 0		0- 0		1- 5	
0- 0	0- 0	0- 0		NEUTRAL		0- 0		0- 0		0- 0	
RPI S	Opponent	Score	RPI S	Opponent	Score	RPI S	Opponent	Score	RPI S	Opponent	Score
									137 N	Northern Ky.	1 3
									152 N	North Florida	1 3
									176 N	American	0 3
									180 H	High Point	1 3
									198 H	Wofford	1 3
									199 N	Youngstown St.	0 3
									203 A	Florida A&M	0 3
									203 H	Florida A&M	0 3
									214 A	UNC Greensboro	0 3
									216 A	Elon	0 3
									225 N	Mercer	1 3
									257 A	Winthrop	0 3
									267 A	Western Caro.	0 3
									268 N	UNC Asheville	0 3
									272 H	Radford	0 3
									283 A	Appalachian St.	0 3
									286 A	Coppin St.	1 3
									289 H	Norfolk St.	2 3
									291 A	Gardner-Webb	0 3
									301 A	South Carolina St.	1 3
									301 H	South Carolina St.	3 0
									306 A	Citadel	0 3
									307 N	Bryant	2 3
									312 A	Campbell	2 3
									314 A	N.C. Central	1 3
									314 H	N.C. Central	2 3
									319 N	Chicago St.	1 3
LAST 10 GAMES											
			301 H	South Carolina St.	3 0		306 A	Citadel	0 3		
			329 H	Savannah St.	3 0		289 H	Norfolk St.	2 3		
			321 A	Bethune-Cookman	2 3		329 A	Savannah St.	3 0		
			203 A	Florida A&M	0 3		301 A	South Carolina St.	1 3		
			314 A	N.C. Central	1 3		272 H	Radford	0 3		

Non-Div. I Games:

N.C. A&T

RPI	S	Opponent	Score	
321	A	Bethune-Cookman	2	3
321	H	Bethune-Cookman	2	3
325	N	Saint Peter's	1	3
329	A	Savannah St.	3	0
329	H	Savannah St.	3	0

N.C. A&T

N
.
C
.
A
&
T

N
.
C
.
A
&
T

[illegible]

Non-Div. I Games:

Savannah St.

RPI	S	Opponent	Score
321	H	Bethune-Cookman	1 3
328	A	N.C. A&T	0 3
328	H	N.C. A&T	0 3

Savannah St.

S
a
v
a
n
n
a
h
S
t
.

S
a
v
a
n
n
a
h
S
t
.

Average RPI Win: 0		WON-LOST	WINNING	LAST 10	STRENGTH OF	OPP. STRENGTH	TEAM	ADJ	CONF.	ADJ CONF.		
Average RPI Loss: 289		RECORD	PCT. RANK	GAMES	SCHEDULE	OF SCHEDULE	RPI	RPI	RPI	RPI		
DIV. I ONLY		0- 23	0 329	0- 9	329	326	330	.1237	330	33	33	
DIV. I NON-CONF.		0- 8	0 318	0- 0	326	322	328	.19959	330	33	33	
<hr/>												
TOTALS		RPI 1-25		RPI 26-50		W-L RECORDS		RPI 51-100		RPI 101-150		RPI 150+
0- 23		0- 0		0- 0		OVERALL		0- 0		0- 1		0- 22
0- 8		0- 0		0- 0		HOME		0- 0		0- 0		0- 8
0- 11		0- 0		0- 0		AWAY		0- 0		0- 1		0- 10
0- 4		0- 0		0- 0		NEUTRAL		0- 0		0- 0		0- 4
0- 8		0- 0		0- 0		NON-CONFERENCE		0- 0		0- 1		0- 7
0- 1		0- 0		0- 0		HOME		0- 0		0- 0		0- 1
0- 3		0- 0		0- 0		AWAY		0- 0		0- 1		0- 2
0- 4		0- 0		0- 0		NEUTRAL		0- 0		0- 0		0- 4
0- 15		0- 0		0- 0		CONFERENCE		0- 0		0- 0		0- 15
0- 7		0- 0		0- 0		HOME		0- 0		0- 0		0- 7
0- 8		0- 0		0- 0		AWAY		0- 0		0- 0		0- 8
0- 0		0- 0		0- 0		NEUTRAL		0- 0		0- 0		0- 0
RPI	S	Opponent	Score	RPI	S	Opponent	Score	RPI	S	Opponent	Score	
										110 A Samford	0 3	
										239 A Chattanooga	0 3	
										252 A Jackson St.	0 3	
										252 H Jackson St.	0 3	
										273 N USC Upstate	0 3	
										280 A Alabama A&M	0 3	
										280 H Alabama A&M	0 3	
										291 N Gardner-Webb	0 3	
										293 A Prairie View	0 3	
										298 A New Orleans	0 3	
										298 H New Orleans	0 3	
										303 N Tennessee Tech	0 3	
										303 N Tennessee Tech	0 3	
										310 A Mississippi Val.	0 3	
										310 H Mississippi Val.	0 3	
										313 A Alabama St.	0 3	
										313 H Alabama St.	0 3	
										315 A Ark.-Pine Bluff	0 3	
										315 H Ark.-Pine Bluff	0 3	
										324 A Southern U.	0 3	
										324 H Southern U.	0 3	
										326 A Grambling	0 3	
										326 H Grambling	0 3	
				</								