

Average RPI Win:	69	WON-LOST RECORD	WINNING PCT. RANK	LAST 10 GAMES	STRENGTH OF SCHEDULE	OPP. STRENGTH OF SCHEDULE	TEAM RPI	ADJ RPI	CONF. RPI	ADJ CONF. RPI				
DIV. I ONLY		24- 1	.96	2	10- 0	28	2	2	.72122	2	1	1		
DIV. I NON-CONF.		9- 0	1	1	0- 0	69	4	8	.69943	7	1	1		
<hr/>														
TOTALS	RPI 1-25	RPI 26-50		W-L RECORDS		RPI 51-100		RPI 101-150		RPI 150+				
24- 1	9- 0	6- 1		OVERALL		2- 0		3- 0		4- 0				
12- 1	4- 0	3- 1		HOME		2- 0		2- 0		1- 0				
9- 0	3- 0	3- 0		AWAY		0- 0		1- 0		2- 0				
3- 0	2- 0	0- 0		NEUTRAL		0- 0		0- 0		1- 0				
<hr/>														
9- 0	3- 0	1- 0		NON-CONFERENCE		1- 0		1- 0		3- 0				
5- 0	1- 0	1- 0		HOME		1- 0		1- 0		1- 0				
1- 0	0- 0	0- 0		AWAY		0- 0		0- 0		1- 0				
3- 0	2- 0	0- 0		NEUTRAL		0- 0		0- 0		1- 0				
<hr/>														
15- 1	6- 0	5- 1		CONFERENCE		1- 0		2- 0		1- 0				
7- 1	3- 0	2- 1		HOME		1- 0		1- 0		0- 0				
8- 0	3- 0	3- 0		AWAY		0- 0		1- 0		1- 0				
0- 0	0- 0	0- 0		NEUTRAL		0- 0		0- 0		0- 0				
<hr/>														
RPI	S	Opponent	Score		RPI	S	Opponent	Score		RPI	S	Opponent	Score	
1	N	Texas	3	0	29	A	Ohio St.	3	1	60	H	Iowa	3	0
3	H	Wisconsin	3	0	29	H	Ohio St.	1	3	84	H	Gonzaga	3	0
4	H	Minnesota	3	2	30	H	Iowa St.	3	0					
5	N	Florida	3	1	48	A	Indiana	3	0					
11	A	Michigan St.	3	2	48	H	Indiana	3	0					
15	A	Michigan	3	0	50	A	Illinois	3	0					
17	H	Creighton	3	1	50	H	Illinois	3	0					
21	H	Purdue	3	0										
25	A	Penn St.	3	2										
					LAST 10 GAMES									
					48 A Indiana					50 H Illinois				
					60 H Iowa					4 H Minnesota				
					190 A Rutgers					3 H Wisconsin				
					25 A Penn St.					113 A Maryland				
					147 H Northwestern					29 A Ohio St.				

Non-Div. I Games:

Nebraska

Average RPI Win:	60	WON-LOST RECORD	WINNING PCT. RANK	LAST 10 GAMES	STRENGTH OF SCHEDULE	OPP. STRENGTH OF SCHEDULE	TEAM RPI	ADJ RPI	CONF. RPI	ADJ CONF. RPI		
Average RPI Loss:	5											
DIV. I ONLY		22- 3	.88	8	8- 2	7	1	3	.72086	3	1	1
DIV. I NON-CONF.		8- 1	.88889	17	0- 0	3	1	1	.75953	1	1	1
<hr/>												
TOTALS	RPI 1-25	RPI 26-50		W-L RECORDS		RPI 51-100		RPI 101-150		RPI 150+		
22- 3	8- 3	7- 0		OVERALL		2- 0		3- 0		2- 0		
8- 1	3- 1	2- 0		HOME		1- 0		1- 0		1- 0		
11- 2	4- 2	4- 0		AWAY		1- 0		1- 0		1- 0		
3- 0	1- 0	1- 0		NEUTRAL		0- 0		1- 0		0- 0		
8- 1	4- 1	2- 0		NON-CONFERENCE		1- 0		1- 0		0- 0		
2- 0	1- 0	0- 0		HOME		1- 0		0- 0		0- 0		
3- 1	2- 1	1- 0		AWAY		0- 0		0- 0		0- 0		
3- 0	1- 0	1- 0		NEUTRAL		0- 0		1- 0		0- 0		
14- 2	4- 2	5- 0		CONFERENCE		1- 0		2- 0		2- 0		
6- 1	2- 1	2- 0		HOME		0- 0		1- 0		1- 0		
8- 1	2- 1	3- 0		AWAY		1- 0		1- 0		1- 0		
0- 0	0- 0	0- 0		NEUTRAL		0- 0		0- 0		0- 0		
RPI S	Opponent	Score		RPI S	Opponent	Score		RPI S	Opponent	Score		
1 A	Texas	3	2	26 N	Arizona	3	0	60 A	Iowa	3	0	
2 A	Nebraska	0	3	29 A	Ohio St.	3	0	70 H	A&M-Corpus Christi	3	0	
4 H	Minnesota	0	3	29 H	Ohio St.	3	0					
8 A	North Carolina	2	3	36 A	Hawaii	3	1					
8 H	San Diego	3	0	48 A	Indiana	3	0					
15 A	Michigan	3	2	50 A	Illinois	3	0					
19 N	Kansas St.	3	0	50 H	Illinois	3	1					
21 A	Purdue	3	2									
21 H	Purdue	3	2									
23 A	Texas A&M	3	0									
25 H	Penn St.	3	1									
				LAST 10 GAMES								
				147 A	Northwestern	3	2	25 H	Penn St.	3	1	
				50 A	Illinois	3	0	60 A	Iowa	3	0	
				21 H	Purdue	3	2	2 A	Nebraska	0	3	
				29 A	Ohio St.	3	0	15 A	Michigan	3	2	
				190 H	Rutgers	3	0	4 H	Minnesota	0	3	

Non-Div. I Games:

Wisconsin

Average RPI Win:	73	WON-LOST RECORD	WINNING PCT. RANK	LAST 10 GAMES	STRENGTH OF SCHEDULE	OPP. STRENGTH OF SCHEDULE	TEAM RPI	ADJ RPI	CONF. RPI	ADJ CONF. RPI			
DIV. I ONLY		21- 4	.84	12	8- 2	8	4	4	.69804	4	1	1	
DIV. I NON-CONF.		8- 1	.88889	17	0- 0	4	14	2	.73584	2	1	1	
<hr/>													
TOTALS	RPI 1-25	RPI 26-50		W-L RECORDS		RPI 51-100		RPI 101-150		RPI 150+			
21- 4	6- 4	5- 0		OVERALL		2- 0		7- 0		1- 0			
9- 0	1- 0	2- 0		HOME		1- 0		4- 0		1- 0			
8- 4	3- 4	2- 0		AWAY		1- 0		2- 0		0- 0			
4- 0	2- 0	1- 0		NEUTRAL		0- 0		1- 0		0- 0			
8- 1	3- 1	1- 0		NON-CONFERENCE		1- 0		3- 0		0- 0			
3- 0	0- 0	0- 0		HOME		1- 0		2- 0		0- 0			
1- 1	1- 1	0- 0		AWAY		0- 0		0- 0		0- 0			
4- 0	2- 0	1- 0		NEUTRAL		0- 0		1- 0		0- 0			
13- 3	3- 3	4- 0		CONFERENCE		1- 0		4- 0		1- 0			
6- 0	1- 0	2- 0		HOME		0- 0		2- 0		1- 0			
7- 3	2- 3	2- 0		AWAY		1- 0		2- 0		0- 0			
0- 0	0- 0	0- 0		NEUTRAL		0- 0		0- 0		0- 0			
RPI	S	Opponent	Score	RPI	S	Opponent	Score	RPI	S	Opponent	Score		
2	A	Nebraska	2 3	27	N	Florida St.	3 1	60	A	Iowa	3 2		
3	A	Wisconsin	3 0	29	H	Ohio St.	3 1	79	H	Green Bay	3 0		
7	A	Stanford	1 3	48	A	Indiana	3 0			112	H	North Dakota	3 1
8	A	North Carolina	3 1	48	H	Indiana	3 0			113	A	Maryland	3 0
8	N	San Diego	3 1	50	A	Illinois	3 0			113	H	Maryland	3 0
11	A	Michigan St.	2 3							143	H	Toledo	3 0
21	A	Purdue	3 0							147	A	Northwestern	3 0
23	N	Texas A&M	3 0							147	H	Northwestern	3 0
25	A	Penn St.	2 3							149	N	Louisville	3 0
25	H	Penn St.	3 0							190	H	Rutgers	3 0
				LAST 10 GAMES									
				147	A	Northwestern	3 0	190	H	Rutgers	3 0		
				50	A	Illinois	3 0	2	A	Nebraska	2 3		
				113	A	Maryland	3 0	60	A	Iowa	3 2		
				48	H	Indiana	3 0	11	A	Michigan St.	2 3		
				25	H	Penn St.	3 0	3	A	Wisconsin	3 0		

Non-Div. I Games:

Minnesota

Average RPI Win: 121		WON-LOST RECORD		WINNING PCT. RANK		LAST 10 GAMES		STRENGTH OF SCHEDULE		OPP. STRENGTH OF SCHEDULE		TEAM RPI		ADJ RPI		CONF. RPI		ADJ CONF. RPI	
DIV. I ONLY		24- 2		.92308 4		10- 0		21		77		5		.68007 5		4		4	
DIV. I NON-CONF.		10- 1		.90909 13		0- 0		24		140		12		.68274 11		4		4	
TOTALS		RPI 1-25		RPI 26-50		W-L RECORDS		RPI 51-100		RPI 101-150		RPI 150+							
24- 2		3- 2		1- 0		OVERALL		7- 0		4- 0		9- 0							
10- 1		0- 1		0- 0		HOME		4- 0		2- 0		4- 0							
11- 0		3- 0		1- 0		AWAY		3- 0		1- 0		3- 0							
3- 1		0- 1		0- 0		NEUTRAL		0- 0		1- 0		2- 0							
10- 1		2- 1		1- 0		NON-CONFERENCE		1- 0		1- 0		5- 0							
3- 0		0- 0		0- 0		HOME		1- 0		0- 0		2- 0							
4- 0		2- 0		1- 0		AWAY		0- 0		0- 0		1- 0							
3- 1		0- 1		0- 0		NEUTRAL		0- 0		1- 0		2- 0							
14- 1		1- 1		0- 0		CONFERENCE		6- 0		3- 0		4- 0							
7- 1		0- 1		0- 0		HOME		3- 0		2- 0		2- 0							
7- 0		1- 0		0- 0		AWAY		3- 0		1- 0		2- 0							
0- 0		0- 0		0- 0		NEUTRAL		0- 0		0- 0		0- 0							
RPI S	Opponent		Score		RPI S	Opponent		Score		RPI S	Opponent		Score		RPI S	Opponent		Score	
2 N	Nebraska		1	3	27 A	Florida St.		3	1	62 A	Alabama		3	0	107 H	Tennessee		3	1
11 A	Michigan St.		3	0						62 H	Alabama		3	0	117 A	LSU		3	0
18 H	Kentucky		0	3						68 A	South Carolina		3	0	117 H	LSU		3	0
20 A	Oregon		3	1						68 H	South Carolina		3	0	124 N	Denver		3	0
23 A	Texas A&M		3	1						89 A	Ole Miss		3	1	161 A	Mississippi St.		3	0
										89 H	Ole Miss		3	0	161 H	Mississippi St.		3	0
										96 H	Marshall		3	1	169 A	Georgia		3	0
															169 H	Georgia		3	0
															210 N	Central Mich.		3	0
															216 H	Florida A&M		3	0
															218 A	LIU Brooklyn		3	0
															223 H	Jacksonville		3	0
															307 N	Morgan St.		3	0
					LAST 10 GAMES														
						62 H Alabama		3	0							89 H Ole Miss		3	0
						68 H South Carolina		3	0							169 H Georgia		3	0
						161 A Mississippi St.		3	0							161 H Mississippi St.		3	0
						169 A Georgia		3	0							23 A Texas A&M		3	1
						117 H LSU		3	0							117 A LSU		3	0

Non-Div. I Games:

Florida

Average RPI Win:	96	WON-LOST	WINNING	LAST 10	STRENGTH OF	OPP. STRENGTH	TEAM	ADJ	CONF.	ADJ CONF.	
Average RPI Loss:	42	RECORD	PCT. RANK	GAMES	SCHEDULE	OF SCHEDULE	RPI	RPI	RPI	RPI	
DIV. I ONLY	24- 3	.88889	6	9- 1	31	32	6	.67656	6	5	5
DIV. I NON-CONF.	11- 1	.91667	7	0- 0	23	12	6	.70511	6	5	5
<hr/>											
TOTALS	RPI 1-25	RPI 26-50		W-L RECORDS		RPI 51-100		RPI 101-150		RPI 150+	
24- 3	3- 2	2- 0		OVERALL		9- 1		8- 0		2- 0	
14- 1	2- 1	0- 0		HOME		6- 0		5- 0		1- 0	
6- 2	0- 1	1- 0		AWAY		2- 1		3- 0		0- 0	
4- 0	1- 0	1- 0		NEUTRAL		1- 0		0- 0		1- 0	
<hr/>											
11- 1	2- 1	2- 0		NON-CONFERENCE		3- 0		3- 0		1- 0	
5- 1	1- 1	0- 0		HOME		2- 0		2- 0		0- 0	
2- 0	0- 0	1- 0		AWAY		0- 0		1- 0		0- 0	
4- 0	1- 0	1- 0		NEUTRAL		1- 0		0- 0		1- 0	
<hr/>											
13- 2	1- 1	0- 0		CONFERENCE		6- 1		5- 0		1- 0	
9- 0	1- 0	0- 0		HOME		4- 0		3- 0		1- 0	
4- 2	0- 1	0- 0		AWAY		2- 1		2- 0		0- 0	
0- 0	0- 0	0- 0		NEUTRAL		0- 0		0- 0		0- 0	
<hr/>											
RPI S	Opponent	Score		RPI S	Opponent	Score		RPI S	Opponent	Score	
8 A	San Diego	0	3	29 A	Ohio St.	3	2	56 H	Cal Poly	3	0
8 H	San Diego	3	0	33 N	Boise St.	3	0	63 H	Loyola Marymount	3	2
14 N	Missouri	3	0					71 N	Wyoming	3	0
22 H	Utah	2	3					72 A	Pacific	3	0
24 H	UNLV	3	0					72 H	Pacific	3	0
								77 H	Rice	3	2
								84 A	Gonzaga	3	0
								84 H	Gonzaga	3	1
								95 A	Portland	2	3
								95 H	Portland	3	0

Non-Div. I Games:

BYU

Average RPI Win: 62		WON-LOST	WINNING	LAST 10	STRENGTH OF		OPP. STRENGTH	TEAM	ADJ	CONF.	ADJ CONF.
Average RPI Loss: 20		RECORD	PCT. RANK	GAMES	SCHEDULE		OF SCHEDULE	RPI	RPI	RPI	RPI
DIV. I ONLY		17-7	.70833	66	7-3		5	3	9	.66969	7
DIV. I NON-CONF.		6-2	.75	50	0-0		18	2	17	.67312	17
TOTALS		RPI 1-25	RPI 26-50		W-L RECORDS		RPI 51-100		RPI 101-150		RPI 150+
17-7		5-5	4-2		OVERALL		4-0		3-0		1-0
7-5		2-4	2-1		HOME		2-0		1-0		0-0
8-2		2-1	1-1		AWAY		2-0		2-0		1-0
2-0		1-0	1-0		NEUTRAL		0-0		0-0		0-0
6-2		2-2	1-0		NON-CONFERENCE		2-0		1-0		0-0
2-2		1-2	0-0		HOME		1-0		0-0		0-0
2-0		0-0	0-0		AWAY		1-0		1-0		0-0
2-0		1-0	1-0		NEUTRAL		0-0		0-0		0-0
11-5		3-3	3-2		CONFERENCE		2-0		2-0		1-0
5-3		1-2	2-1		HOME		1-0		1-0		0-0
6-2		2-1	1-1		AWAY		1-0		1-0		1-0
0-0		0-0	0-0		NEUTRAL		0-0		0-0		0-0
RPI S	Opponent	Score		RPI S	Opponent	Score		RPI S	Opponent	Score	
4 H	Minnesota	3	1	26 H	Arizona	1	3	56 H	Cal Poly	3	2
8 H	San Diego	2	3	40 A	Southern California	3	0	72 A	Pacific	3	0
12 A	UCLA	1	3	40 H	Southern California	3	1	74 A	Colorado	3	1
12 H	UCLA	2	3	41 A	Washington St.	2	3	74 H	Colorado	3	1
13 A	Washington	3	2	41 H	Washington St.	3	0				
13 H	Washington	3	0	50 N	Illinois	3	2				
21 H	Purdue	2	3								
22 A	Utah	3	0								
22 H	Utah	1	3								
25 N	Penn St.	3	0								
				LAST 10 GAMES							
				12 H	UCLA	2	3	13 H	Washington	3	0
				40 H	Southern California	3	1	40 A	Southern California	3	0
				22 A	Utah	3	0	12 A	UCLA	1	3
				74 A	Colorado	3	1	127 H	Arizona St.	3	0
				41 H	Washington St.	3	0	26 H	Arizona	1	3

Non-Div. I Games:

Stanford

Average RPI Win:		112	WON-LOST RECORD		WINNING PCT. RANK		LAST 10 GAMES		STRENGTH OF SCHEDULE		OPP. STRENGTH OF SCHEDULE		TEAM RPI		ADJ RPI		CONF. RPI		ADJ CONF. RPI				
DIV. I ONLY			23- 3		.88462 7		9- 1		53		30		8		.66743 8		9		8				
DIV. I NON-CONF.			7- 2		.77778 41		0- 0		27		3		20		.67108 19		6		6				
TOTALS		RPI 1-25		RPI 26-50		W-L RECORDS		RPI 51-100		RPI 101-150		RPI 150+											
23- 3		2- 1		6- 2		OVERALL		5- 0		2- 0		8- 0											
8- 1		1- 1		3- 0		HOME		1- 0		0- 0		3- 0											
11- 2		1- 0		2- 2		AWAY		4- 0		1- 0		3- 0											
4- 0		0- 0		1- 0		NEUTRAL		0- 0		1- 0		2- 0											
7- 2		2- 1		2- 1		NON-CONFERENCE		0- 0		1- 0		2- 0											
2- 1		1- 1		1- 0		HOME		0- 0		0- 0		0- 0											
1- 1		1- 0		0- 1		AWAY		0- 0		0- 0		0- 0											
4- 0		0- 0		1- 0		NEUTRAL		0- 0		1- 0		2- 0											
16- 1		0- 0		4- 1		CONFERENCE		5- 0		1- 0		6- 0											
6- 0		0- 0		2- 0		HOME		1- 0		0- 0		3- 0											
10- 1		0- 0		2- 1		AWAY		4- 0		1- 0		3- 0											
0- 0		0- 0		0- 0		NEUTRAL		0- 0		0- 0		0- 0											
RPI	S	Opponent		Score		RPI	S	Opponent		Score		RPI	S	Opponent		Score							
3	H	Wisconsin		3	2	27	A	Florida St.		3	2	54	A	Notre Dame		3	2	139	N	West Virginia		3	0
4	H	Minnesota		1	3	27	H	Florida St.		3	0	59	A	Duke		3	1	149	A	Louisville		3	0
25	A	Penn St.		3	2	28	A	TCU		2	3	76	A	North Carolina St.		3	2	153	N	Sam Houston St.		3	0
						28	H	TCU		3	0	99	A	Miami (FL)		3	1	170	A	Virginia Tech		3	1
						32	A	Pittsburgh		2	3	99	H	Miami (FL)		3	0	207	H	Syracuse		3	0
						39	N	SMU		3	0							221	A	Clemson		3	1
						49	A	Georgia Tech		3	0							221	H	Clemson		3	0
						49	H	Georgia Tech		3	2							225	N	Ga. Southern		3	0
																		230	A	Boston College		3	2
																		230	H	Boston College		3	0
						LAST 10 GAMES																	
						49	H	Georgia Tech		3	2	170	A	Virginia Tech		3	1	207	H	Syracuse		3	0
						221	H	Clemson		3	0	230	H	Boston College		3	0	149	A	Louisville		3	0
						27	A	Florida St.		3	2	54	A	Notre Dame		3	2						
						99	A	Miami (FL)		3	1												
						32	A	Pittsburgh		2	3												

Non-Div. I Games:

North Carolina

**K
a
n
s
a
s**

Kansas

Average RPI Win:	101	WON-LOST	WINNING	LAST 10	STRENGTH OF	OPP. STRENGTH	TEAM	ADJ	CONF.	ADJ CONF.		
Average RPI Loss:	22	RECORD	PCT. RANK	GAMES	SCHEDULE	OF SCHEDULE	RPI	RPI	RPI	RPI		
DIV. I ONLY		23- 5	.82143	17	8- 2	35	12	12	.66488	11	1	1
DIV. I NON-CONF.		11- 1	.91667	7	0- 0	31	87	13	.67966	12	1	1
<hr/>												
TOTALS	RPI 1-25	RPI 26-50		W-L RECORDS		RPI 51-100		RPI 101-150		RPI 150+		
23- 5	5- 3	4- 2		OVERALL		4- 0		4- 0		6- 0		
14- 2	3- 2	2- 0		HOME		2- 0		3- 0		4- 0		
5- 3	2- 1	1- 2		AWAY		1- 0		0- 0		1- 0		
4- 0	0- 0	1- 0		NEUTRAL		1- 0		1- 0		1- 0		
<hr/>												
11- 1	1- 1	1- 0		NON-CONFERENCE		3- 0		2- 0		4- 0		
5- 1	0- 1	0- 0		HOME		1- 0		1- 0		3- 0		
2- 0	1- 0	0- 0		AWAY		1- 0		0- 0		0- 0		
4- 0	0- 0	1- 0		NEUTRAL		1- 0		1- 0		1- 0		
<hr/>												
12- 4	4- 2	3- 2		CONFERENCE		1- 0		2- 0		2- 0		
9- 1	3- 1	2- 0		HOME		1- 0		2- 0		1- 0		
3- 3	1- 1	1- 2		AWAY		0- 0		0- 0		1- 0		
0- 0	0- 0	0- 0		NEUTRAL		0- 0		0- 0		0- 0		
<hr/>												
RPI S	Opponent	Score		RPI S	Opponent	Score		RPI S	Opponent	Score		
2 H	Nebraska	2	3	29 A	Ohio St.	0	3	54 H	Notre Dame	3	0	
4 H	Minnesota	3	2	29 H	Ohio St.	3	0	57 N	Southern Ill.	3	0	
5 H	Florida	0	3	34 N	Cincinnati	3	0	60 H	Iowa	3	0	
15 H	Michigan	3	1	48 A	Indiana	3	0	92 A	San Diego St.	3	1	
16 A	Western Ky.	3	2	50 A	Illinois	0	3					
21 A	Purdue	3	1	50 H	Illinois	3	0					
21 H	Purdue	3	0									
25 A	Penn St.	0	3									
<hr/>												
LAST 10 GAMES												
15 H Michigan 3 1 48 A Indiana 3 0												
21 H Purdue 3 0 29 A Ohio St. 0 3												
50 H Illinois 3 0 190 H Rutgers 3 0												
147 H Northwestern 3 0 4 H Minnesota 3 2												
21 A Purdue 3 1 50 A Illinois 0 3												

Non-Div. I Games:

Michigan St.

U
C
L
A

UCLA

Average RPI Win:	92	WON-LOST RECORD	WINNING PCT. RANK	LAST 10 GAMES	STRENGTH OF SCHEDULE	OPP. STRENGTH OF SCHEDULE	TEAM RPI	ADJ RPI	CONF. RPI	ADJ CONF. RPI	
DIV. I ONLY		22- 4	.84615 10	8- 2	46	13	10	.65905 13	3	3	
DIV. I NON-CONF.		10- 0	1 1	0- 0	39	74	7	.69538 9	2	2	
<hr/>											
TOTALS	RPI 1-25	RPI 26-50		W-L RECORDS	RPI 51-100		RPI 101-150		RPI 150+		
22- 4	2- 3	4- 1		OVERALL	5- 0		7- 0		4- 0		
8- 3	1- 2	1- 1		HOME	2- 0		2- 0		2- 0		
10- 1	1- 1	3- 0		AWAY	1- 0		3- 0		2- 0		
4- 0	0- 0	0- 0		NEUTRAL	2- 0		2- 0		0- 0		
<hr/>											
10- 0	0- 0	1- 0		NON-CONFERENCE	4- 0		3- 0		2- 0		
2- 0	0- 0	0- 0		HOME	1- 0		0- 0		1- 0		
4- 0	0- 0	1- 0		AWAY	1- 0		1- 0		1- 0		
4- 0	0- 0	0- 0		NEUTRAL	2- 0		2- 0		0- 0		
<hr/>											
12- 4	2- 3	3- 1		CONFERENCE	1- 0		4- 0		2- 0		
6- 3	1- 2	1- 1		HOME	1- 0		2- 0		1- 0		
6- 1	1- 1	2- 0		AWAY	0- 0		2- 0		1- 0		
0- 0	0- 0	0- 0		NEUTRAL	0- 0		0- 0		0- 0		
<hr/>											
RPI S	Opponent	Score	RPI S	Opponent	Score	RPI S	Opponent	Score	RPI S	Opponent	Score
7 A	Stanford	0 3	26 A	Arizona	3 1	58 A	James Madison	3 0	103 A	Oregon St.	3 1
7 H	Stanford	2 3	26 H	Arizona	3 0	67 N	Northern Ill.	3 0	103 H	Oregon St.	3 1
20 A	Oregon	3 0	36 A	Hawaii	3 2	74 H	Colorado	3 0	104 A	American	3 2
20 H	Oregon	0 3	40 A	Southern California	3 0	75 H	Villanova	3 0	113 N	Maryland	3 0
22 H	Utah	3 0	41 H	Washington St.	1 3	87 N	Oklahoma	3 1	125 N	Utah Valley	3 0
									127 A	Arizona St.	3 0
									127 H	Arizona St.	3 0
									155 A	California	3 0
									155 H	California	3 1
									174 A	Seattle U	3 0
									205 H	Idaho	3 1
<hr/>											
			LAST 10 GAMES								
			127 H Arizona St.			3 0	7 A Stanford			0 3	
			26 H Arizona			3 0	26 A Arizona			3 1	
			103 H Oregon St.			3 1	127 A Arizona St.			3 0	
			20 H Oregon			0 3	74 H Colorado			3 0	
			155 A California			3 0	22 H Utah			3 0	

Non-Div. I Games:

Washington

Average RPI Win:	104	WON-LOST RECORD	WINNING PCT. RANK	LAST 10 GAMES	STRENGTH OF SCHEDULE	OPP. STRENGTH OF SCHEDULE	TEAM RPI	ADJ RPI	CONF. RPI	ADJ CONF. RPI		
Average RPI Loss:	33											
DIV. I ONLY		21- 5	.80769	24	8- 2	23	33	13	.65817	14	4	4
DIV. I NON-CONF.		9- 3	.75	50	0- 0	12	25	21	.66486	21	4	4
<hr/>												
TOTALS	RPI 1-25	RPI 26-50		W-L RECORDS		RPI 51-100		RPI 101-150		RPI 150+		
21- 5	2- 3	2- 1		OVERALL		5- 1		7- 0		5- 0		
7- 2	1- 1	0- 1		HOME		3- 0		1- 0		2- 0		
9- 2	1- 1	0- 0		AWAY		1- 1		6- 0		1- 0		
5- 1	0- 1	2- 0		NEUTRAL		1- 0		0- 0		2- 0		
<hr/>												
9- 3	0- 2	2- 1		NON-CONFERENCE		2- 0		3- 0		2- 0		
1- 2	0- 1	0- 1		HOME		1- 0		0- 0		0- 0		
3- 0	0- 0	0- 0		AWAY		0- 0		3- 0		0- 0		
5- 1	0- 1	2- 0		NEUTRAL		1- 0		0- 0		2- 0		
<hr/>												
12- 2	2- 1	0- 0		CONFERENCE		3- 1		4- 0		3- 0		
6- 0	1- 0	0- 0		HOME		2- 0		1- 0		2- 0		
6- 2	1- 1	0- 0		AWAY		1- 1		3- 0		1- 0		
0- 0	0- 0	0- 0		NEUTRAL		0- 0		0- 0		0- 0		
<hr/>												
RPI S	Opponent	Score		RPI S	Opponent	Score		RPI S	Opponent	Score		
6 N	BYU	0	3	32 N	Pittsburgh	3	1	62 A	Alabama	3	2	
18 A	Kentucky	3	0	33 N	Boise St.	3	1	68 A	South Carolina	1	3	
18 H	Kentucky	3	2	46 H	Miami (OH)	2	3	68 H	South Carolina	3	0	
22 H	Utah	2	3					77 H	Rice	3	1	
23 A	Texas A&M	1	3					89 H	Ole Miss	3	0	
								99 N	Miami (FL)	3	1	

Non-Div. I Games:

Missouri

Non-Div. I Games:

Michigan

Average RPI Win: 155		WON-LOST	WINNING	LAST 10	STRENGTH OF		OPP. STRENGTH	TEAM	ADJ	CONF.	ADJ CONF.				
Average RPI Loss: 34		RECORD	PCT. RANK	GAMES	SCHEDULE		OF SCHEDULE	RPI	RPI	RPI	RPI				
DIV. I ONLY		27- 2	.93103	3	10- 0		59	138	14	.6504	16	14	14		
DIV. I NON-CONF.		13- 2	.86667	20	1- 0		10	81	10	.6901	10	16	16		
TOTALS		RPI 1-25	RPI 26-50		W-L RECORDS		RPI 51-100		RPI 101-150		RPI 150+				
27- 2		0- 1	2- 0		OVERALL		10- 1		2- 0		13- 0				
11- 1		0- 1	1- 0		HOME		3- 0		0- 0		7- 0				
11- 0		0- 0	1- 0		AWAY		4- 0		2- 0		4- 0				
5- 1		0- 0	0- 0		NEUTRAL		3- 1		0- 0		2- 0				
13- 2		0- 1	2- 0		NON-CONFERENCE		6- 1		2- 0		3- 0				
4- 1		0- 1	1- 0		HOME		2- 0		0- 0		1- 0				
4- 0		0- 0	1- 0		AWAY		1- 0		2- 0		0- 0				
5- 1		0- 0	0- 0		NEUTRAL		3- 1		0- 0		2- 0				
14- 0		0- 0	0- 0		CONFERENCE		4- 0		0- 0		10- 0				
7- 0		0- 0	0- 0		HOME		1- 0		0- 0		6- 0				
7- 0		0- 0	0- 0		AWAY		3- 0		0- 0		4- 0				
0- 0		0- 0	0- 0		NEUTRAL		0- 0		0- 0		0- 0				
RPI S	Opponent	Score		RPI S	Opponent	Score		RPI S	Opponent	Score		RPI S	Opponent	Score	
11 H	Michigan St.	2	3	32 A	Pittsburgh	3	2	53 N	Arkansas St.	3	1	136 A	Ohio	3	1
				34 H	Cincinnati	3	0	56 N	Cal Poly	1	3	140 A	Austin Peay	3	0
								57 H	Southern Ill.	3	1	173 H	Belmont	3	0
								64 N	FGCU	3	1	176 H	Fla. Atlantic	3	1
								65 H	Lipscomb	3	2	179 H	North Texas	3	0
								69 A	UTSA	3	1	222 A	UTEP	3	0
								75 N	Villanova	3	0	233 H	FIU	3	0
								77 H	Rice	3	0	242 N	Lehigh	3	0
								82 A	Saint Louis	3	0	252 A	Louisiana Tech	3	0
								96 A	Marshall	3	0	253 N	Robert Morris	3	0
								98 A	Southern Miss.	3	1	276 A	Middle Tenn.	3	0
												276 H	Middle Tenn.	3	0
												277 A	UAB	3	0
												277 H	UAB	3	1
												281 H	Charlotte	3	0
LAST 10 GAMES				LAST 10 GAMES				LAST 10 GAMES				LAST 10 GAMES			
				179 H	North Texas	3	0	69 A	UTSA	3	1				
				276 H	Middle Tenn.	3	0	222 A	UTEP	3	0				
				77 H	Rice	3	0	233 H	FIU	3	0				
				277 A	UAB	3	0	277 H	UAB	3	1				
				96 A	Marshall	3	0	65 H	Lipscomb	3	2				

Non-Div. I Games:

Western Ky.

Average RPI Win: 124		WON-LOST	WINNING	LAST 10	STRENGTH OF		OPP. STRENGTH	TEAM	ADJ	CONF.	ADJ CONF.
Average RPI Loss: 21		RECORD	PCT. RANK	GAMES	SCHEDULE		OF SCHEDULE	RPI	RPI	RPI	RPI
DIV. I ONLY		22- 6	.78571	30	22		47	17	.64866	17	10
DIV. I NON-CONF.		6- 6	.5	168	13		7	47	.60949	46	8
TOTALS		RPI 1-25	RPI 26-50		W-L RECORDS		RPI 51-100		RPI 101-150		RPI 150+
22- 6	0- 4	5- 2		OVERALL		4- 0		6- 0		7- 0	
10- 1	0- 1	2- 0		HOME		1- 0		3- 0		4- 0	
10- 3	0- 2	2- 1		AWAY		2- 0		3- 0		3- 0	
2- 2	0- 1	1- 1		NEUTRAL		1- 0		0- 0		0- 0	
6- 6	0- 4	3- 2		NON-CONFERENCE		1- 0		0- 0		2- 0	
2- 1	0- 1	1- 0		HOME		0- 0		0- 0		1- 0	
2- 3	0- 2	1- 1		AWAY		0- 0		0- 0		1- 0	
2- 2	0- 1	1- 1		NEUTRAL		1- 0		0- 0		0- 0	
16- 0	0- 0	2- 0		CONFERENCE		3- 0		6- 0		5- 0	
8- 0	0- 0	1- 0		HOME		1- 0		3- 0		3- 0	
8- 0	0- 0	1- 0		AWAY		2- 0		3- 0		2- 0	
0- 0	0- 0	0- 0		NEUTRAL		0- 0		0- 0		0- 0	
RPI S	Opponent	Score	RPI S	Opponent	Score	RPI S	Opponent	Score	RPI S	Opponent	Score
2 A	Nebraska	1 3	28 H	TCU	3 0	75 A	Villanova	3 1	114 A	DePaul	3 0
10 H	Kansas	2 3	30 A	Iowa St.	3 1	80 A	Xavier	3 0	114 H	DePaul	3 1
18 N	Kentucky	0 3	35 A	Marquette	3 1	80 H	Xavier	3 0	119 A	Butler	3 0
19 A	Kansas St.	1 3	35 H	Marquette	3 0	84 N	Gonzaga	3 0	119 H	Butler	3 0
			37 N	Wichita St.	2 3				146 A	Seton Hall	3 0
			40 A	Southern California	2 3				146 H	Seton Hall	3 0
			45 N	UNI	3 0				166 H	Chattanooga	3 0
									167 A	St. John's (NY)	3 0
									167 H	St. John's (NY)	3 0
									238 H	Providence	3 0
									238 H	Providence	3 0
									243 A	Georgetown	3 0
									259 A	Montana St.	3 0
			LAST 10 GAMES								
			238 H	Providence	3 0	146 A	Seton Hall	3 0			
			238 H	Providence	3 0	35 A	Marquette	3 1			
			80 H	Xavier	3 0	114 A	DePaul	3 0			
			119 H	Butler	3 0	146 H	Seton Hall	3 0			
			167 A	St. John's (NY)	3 0	167 H	St. John's (NY)	3 0			

Non-Div. I Games:

Creighton

Average RPI Win: 100		WON-LOST RECORD		WINNING PCT. RANK		LAST 10 GAMES		STRENGTH OF SCHEDULE		OPP. STRENGTH OF SCHEDULE		TEAM RPI		ADJ RPI		CONF. RPI		ADJ CONF. RPI					
DIV. I ONLY		18- 8		.69231 72		6- 4		9		10		20		.64469 19		2		2					
DIV. I NON-CONF.		11- 2		.84615 23		0- 0		32		19		18		.67183 18		3		3					
TOTALS		RPI 1-25		RPI 26-50		W-L RECORDS		RPI 51-100		RPI 101-150		RPI 150+											
18- 8		1- 5		6- 3		OVERALL		3- 0		3- 0		5- 0											
10- 3		1- 3		4- 0		HOME		1- 0		1- 0		3- 0											
5- 4		0- 1		1- 3		AWAY		1- 0		2- 0		1- 0											
3- 1		0- 1		1- 0		NEUTRAL		1- 0		0- 0		1- 0											
11- 2		1- 2		3- 0		NON-CONFERENCE		2- 0		0- 0		5- 0											
6- 1		1- 1		1- 0		HOME		1- 0		0- 0		3- 0											
2- 0		0- 0		1- 0		AWAY		0- 0		0- 0		1- 0											
3- 1		0- 1		1- 0		NEUTRAL		1- 0		0- 0		1- 0											
7- 6		0- 3		3- 3		CONFERENCE		1- 0		3- 0		0- 0											
4- 2		0- 2		3- 0		HOME		0- 0		1- 0		0- 0											
3- 4		0- 1		0- 3		AWAY		1- 0		2- 0		0- 0											
0- 0		0- 0		0- 0		NEUTRAL		0- 0		0- 0		0- 0											
RPI S	Opponent		Score		RPI S	Opponent		Score		RPI S	Opponent		Score		RPI S	Opponent		Score					
1	H	Texas	2	3	26	N	Arizona	3	1	87	A	Oklahoma	3	1	139	A	West Virginia	3	2				
3	N	Wisconsin	0	3	28	A	TCU	0	3	98	N	Southern Miss.	3	1	139	H	West Virginia	3	2				
10	A	Kansas	0	3	28	H	TCU	3	1	99	H	Miami (FL)	3	0	142	A	Texas Tech	3	0				
10	H	Kansas	2	3	30	A	Iowa St.	1	3						157	H	Loyola Chicago	3	0				
15	H	Michigan	1	3	30	H	Iowa St.	3	1						161	H	Mississippi St.	3	1				
17	H	Creighton	3	1	36	A	Hawaii	3	1						172	N	UMKC	3	1				
					38	A	Baylor	0	3						181	A	Arkansas	3	0				
					38	H	Baylor	3	1						197	H	Tennessee St.	3	0				
					49	H	Georgia Tech	3	2														
LAST 10 GAMES																							
139 A West Virginia										3	2	139 H West Virginia										3	2
28 A TCU										0	3	87 A Oklahoma										3	1
10 H Kansas										2	3	10 A Kansas										0	3
38 H Baylor										3	1	28 H TCU										3	1
30 A Iowa St.										1	3	142 A Texas Tech										3	0

Non-Div. I Games:

Kansas St.

Average RPI Win:	95	WON-LOST	WINNING	LAST 10	STRENGTH OF	OPP. STRENGTH	TEAM	ADJ	CONF.	ADJ CONF.				
Average RPI Loss:	17	RECORD	PCT. RANK	GAMES	SCHEDULE	OF SCHEDULE	RPI	RPI	RPI	RPI				
DIV. I ONLY		18- 7	.72	58	6- 4	19	9	21	.64306	20	3	3		
DIV. I NON-CONF.		7- 2	.77778	41	0- 0	35	21	25	.64566	28	2	2		
<hr/>														
TOTALS	RPI 1-25	RPI 26-50		W-L RECORDS		RPI 51-100		RPI 101-150		RPI 150+				
18- 7	2- 5	4- 2		OVERALL		3- 0		5- 0		4- 0				
11- 7	0- 5	2- 2		HOME		2- 0		4- 0		3- 0				
7- 0	2- 0	2- 0		AWAY		1- 0		1- 0		1- 0				
0- 0	0- 0	0- 0		NEUTRAL		0- 0		0- 0		0- 0				
<hr/>														
7- 2	0- 2	1- 0		NON-CONFERENCE		1- 0		2- 0		3- 0				
6- 2	0- 2	1- 0		HOME		1- 0		2- 0		2- 0				
1- 0	0- 0	0- 0		AWAY		0- 0		0- 0		1- 0				
0- 0	0- 0	0- 0		NEUTRAL		0- 0		0- 0		0- 0				
<hr/>														
11- 5	2- 3	3- 2		CONFERENCE		2- 0		3- 0		1- 0				
5- 5	0- 3	1- 2		HOME		1- 0		2- 0		1- 0				
6- 0	2- 0	2- 0		AWAY		1- 0		1- 0		0- 0				
0- 0	0- 0	0- 0		NEUTRAL		0- 0		0- 0		0- 0				
<hr/>														
RPI	S	Opponent	Score		RPI	S	Opponent	Score		RPI	S	Opponent	Score	
1	H	Texas	1	3	26	A	Arizona	3	1	74	A	Colorado	3	1
5	H	Florida	1	3	26	H	Arizona	2	3	74	H	Colorado	3	1
12	H	UCLA	2	3	40	H	Southern California	1	3	92	H	San Diego St.	3	0
13	A	Washington	3	0	41	A	Washington St.	3	2					
13	H	Washington	0	3	41	H	Washington St.	3	0					
22	A	Utah	3	2	50	H	Illinois	3	0					
22	H	Utah	1	3										
<hr/>														
LAST 10 GAMES														
74	H	Colorado	3	1	26	H	Arizona	2	3					
22	H	Utah	1	3	74	A	Colorado	3	1					
41	A	Washington St.	3	2	22	A	Utah	3	2					
13	A	Washington	3	0	40	H	Southern California	1	3					
127	H	Arizona St.	3	1	12	H	UCLA	2	3					

Non-Div. I Games:

Oregon

Average RPI Win:	82	WON-LOST	WINNING	LAST 10	STRENGTH OF	OPP. STRENGTH	TEAM	ADJ	CONF.	ADJ CONF.		
Average RPI Loss:	30	RECORD	PCT. RANK	GAMES	SCHEDULE	OF SCHEDULE	RPI	RPI	RPI	RPI		
DIV. I ONLY		16- 11	.59259	116	5- 5	3	21	24	.643	21	1	1
DIV. I NON-CONF.		10- 1	.90909	13	0- 0	5	61	4	.7269	4	1	1
<hr/>												
TOTALS	RPI 1-25	RPI 26-50		W-L RECORDS		RPI 51-100		RPI 101-150		RPI 150+		
16- 11	3- 8	4- 1		OVERALL		5- 1		1- 1		3- 0		
10- 6	2- 5	2- 1		HOME		3- 0		1- 0		2- 0		
3- 5	1- 3	1- 0		AWAY		1- 1		0- 1		0- 0		
3- 0	0- 0	1- 0		NEUTRAL		1- 0		0- 0		1- 0		
10- 1	2- 1	2- 0		NON-CONFERENCE		4- 0		0- 0		2- 0		
5- 1	1- 1	1- 0		HOME		2- 0		0- 0		1- 0		
2- 0	1- 0	0- 0		AWAY		1- 0		0- 0		0- 0		
3- 0	0- 0	1- 0		NEUTRAL		1- 0		0- 0		1- 0		
6- 10	1- 7	2- 1		CONFERENCE		1- 1		1- 1		1- 0		
5- 5	1- 4	1- 1		HOME		1- 0		1- 0		1- 0		
1- 5	0- 3	1- 0		AWAY		0- 1		0- 1		0- 0		
0- 0	0- 0	0- 0		NEUTRAL		0- 0		0- 0		0- 0		
RPI S	Opponent	Score	RPI S	Opponent	Score	RPI S	Opponent	Score	RPI S	Opponent	Score	
2 A	Nebraska	0 3	41 H	Washington St.	3 1	54 A	Notre Dame	3 1	113 H	Maryland	3 1	
3 A	Wisconsin	2 3	42 N	Coastal Caro.	3 0	56 N	Cal Poly	3 1	147 A	Northwestern	1 3	
3 H	Wisconsin	2 3	48 H	Indiana	3 0	60 A	Iowa	2 3	165 N	Howard	3 0	
4 H	Minnesota	0 3	50 A	Illinois	3 2	60 H	Iowa	3 1	190 H	Rutgers	3 0	
7 A	Stanford	3 2	50 H	Illinois	2 3	71 H	Wyoming	3 0	302 H	Southeastern La.	3 0	
10 H	Kansas	3 1				80 H	Xavier	3 0				
11 A	Michigan St.	0 3										
11 H	Michigan St.	1 3										
15 H	Michigan	3 1										
18 H	Kentucky	2 3										
25 H	Penn St.	0 3										
			LAST 10 GAMES									
			60 H	Iowa	3 1	15 H	Michigan	3 1				
			11 A	Michigan St.	0 3	50 A	Illinois	3 2				
			3 A	Wisconsin	2 3	147 A	Northwestern	1 3				
			113 H	Maryland	3 1	190 H	Rutgers	3 0				
			11 H	Michigan St.	1 3	25 H	Penn St.	0 3				

Non-Div. I Games:

Purdue

Utah		Average RPI Win:	86	WON-LOST RECORD	WINNING PCT. RANK	LAST 10 GAMES	STRENGTH OF SCHEDULE	OPP. STRENGTH OF SCHEDULE	TEAM RPI	ADJ RPI	CONF. RPI	ADJ CONF. RPI
DIV. I ONLY		Average RPI Loss:	38	19- 8	.7037 67	6- 4	16	17	23	.64261 22	3	3
DIV. I NON-CONF.				9- 2	.81818 34	0- 0	34	29	22	.65944 22	2	2
TOTALS		RPI 1-25		RPI 26-50		W-L RECORDS		RPI 51-100		RPI 101-150		RPI 150+
19- 8		4- 5		2- 1		OVERALL		4- 1		6- 1		3- 0
6- 5		0- 3		0- 1		HOME		0- 1		5- 0		1- 0
10- 2		4- 2		2- 0		AWAY		2- 0		1- 0		1- 0
3- 1		0- 0		0- 0		NEUTRAL		2- 0		0- 1		1- 0
9- 2		2- 0		0- 0		NON-CONFERENCE		3- 1		3- 1		1- 0
3- 1		0- 0		0- 0		HOME		0- 1		3- 0		0- 0
3- 0		2- 0		0- 0		AWAY		1- 0		0- 0		0- 0
3- 1		0- 0		0- 0		NEUTRAL		2- 0		0- 1		1- 0
10- 6		2- 5		2- 1		CONFERENCE		1- 0		3- 0		2- 0
3- 4		0- 3		0- 1		HOME		0- 0		2- 0		1- 0
7- 2		2- 2		2- 0		AWAY		1- 0		1- 0		1- 0
0- 0		0- 0		0- 0		NEUTRAL		0- 0		0- 0		0- 0
RPI S	Opponent	Score	RPI S	Opponent	Score	RPI S	Opponent	Score	RPI S	Opponent	Score	
6 A	BYU	3 2	40 A	Southern California	3 1	74 A	Colorado	3 2	103 A	Oregon St.	3 0	
7 A	Stanford	3 1	40 H	Southern California	2 3	77 N	Rice	3 0	103 H	Oregon St.	3 2	
7 H	Stanford	0 3	41 A	Washington St.	3 2	83 N	Texas St.	3 0	115 N	Illinois St.	2 3	
12 A	UCLA	0 3				84 H	Gonzaga	2 3	119 H	Butler	3 1	
12 H	UCLA	0 3				95 A	Portland	3 0	127 H	Arizona St.	3 2	
13 A	Washington	0 3							128 H	Utah St.	3 0	
14 A	Missouri	3 2							135 H	Idaho St.	3 0	
20 A	Oregon	3 1							155 A	California	3 0	
20 H	Oregon	2 3							155 H	California	3 0	
									156 N	CSU Bakersfield	3 1	
			LAST 10 GAMES									
			103 A	Oregon St.	3 0	40 A	Southern California	3 1				
			20 A	Oregon	3 1	103 H	Oregon St.	3 2				
			7 H	Stanford	0 3	20 H	Oregon	2 3				
			155 H	California	3 0	41 A	Washington St.	3 2				
			12 A	UCLA	0 3	13 A	Washington	0 3				

Non-Div. I Games:

Utah

Average RPI Win:	116	WON-LOST	WINNING	LAST 10	STRENGTH OF	OPP. STRENGTH	TEAM	ADJ	CONF.	ADJ CONF.	
Average RPI Loss:	19	RECORD	PCT. RANK	GAMES	SCHEDULE	OF SCHEDULE	RPI	RPI	RPI	RPI	
DIV. I ONLY		18- 7	.72 58	9- 1	18	28	22	.63795 23	4	4	
DIV. I NON-CONF.		6- 5	.54545 152	0- 0	21	5	45	.61251 45	4	4	
<hr/>											
TOTALS	RPI 1-25	RPI 26-50		W-L RECORDS		RPI 51-100		RPI 101-150		RPI 150+	
18- 7	1- 4	1- 2		OVERALL		6- 1		3- 0		7- 0	
7- 2	1- 2	0- 0		HOME		2- 0		2- 0		2- 0	
8- 2	0- 1	0- 0		AWAY		3- 1		1- 0		4- 0	
3- 3	0- 1	1- 2		NEUTRAL		1- 0		0- 0		1- 0	
<hr/>											
6- 5	0- 3	1- 2		NON-CONFERENCE		2- 0		0- 0		3- 0	
0- 1	0- 1	0- 0		HOME		0- 0		0- 0		0- 0	
3- 1	0- 1	0- 0		AWAY		1- 0		0- 0		2- 0	
3- 3	0- 1	1- 2		NEUTRAL		1- 0		0- 0		1- 0	
<hr/>											
12- 2	1- 1	0- 0		CONFERENCE		4- 1		3- 0		4- 0	
7- 1	1- 1	0- 0		HOME		2- 0		2- 0		2- 0	
5- 1	0- 0	0- 0		AWAY		2- 1		1- 0		2- 0	
0- 0	0- 0	0- 0		NEUTRAL		0- 0		0- 0		0- 0	
<hr/>											
RPI S	Opponent	Score		RPI S	Opponent	Score		RPI S	Opponent	Score	
1 A	Texas	0	3	26 N	Arizona	3	0	62 A	Alabama	2 3	
3 H	Wisconsin	0	3	27 N	Florida St.	2	3	62 H	Alabama	3 1	
4 N	Minnesota	0	3	29 N	Ohio St.	2	3	68 A	South Carolina	3 0	
5 H	Florida	1	3					68 H	South Carolina	3 0	
14 H	Missouri	3	1					73 A	New Mexico St.	3 0	
								85 N	Nevada	3 0	
								89 A	Ole Miss	3 1	
										107 H Tennessee	3 0
										117 A LSU	3 1
										121 H Auburn	3 0
										161 H Mississippi St.	3 0
										169 A Georgia	3 2
										169 H Georgia	3 0
										170 N Virginia Tech	3 0
										179 A North Texas	3 1
										181 A Arkansas	3 0
										222 A UTEP	3 0
<hr/>											
LAST 10 GAMES											
				169 H Georgia	3	0	14 H Missouri	3	1		
				161 H Mississippi St.	3	0	169 A Georgia	3	2		
				107 H Tennessee	3	0	5 H Florida	1	3		
				62 H Alabama	3	1	68 H South Carolina	3	0		
				68 A South Carolina	3	0	89 A Ole Miss	3	1		

Non-Div. I Games:

Texas A&M

Average RPI Win:		133	WON-LOST RECORD		WINNING PCT. RANK		LAST 10 GAMES		STRENGTH OF SCHEDULE		OPP. STRENGTH OF SCHEDULE		TEAM RPI		ADJ RPI		CONF. RPI		ADJ CONF. RPI	
DIV. I ONLY			22- 5		.81481 23		6- 4		36		78		19		.63642 24		7		7	
DIV. I NON-CONF.			11- 1		.91667 7		0- 0		29		60		11		.67923 14		7		7	
TOTALS		RPI 1-25		RPI 26-50		W-L RECORDS		RPI 51-100		RPI 101-150		RPI 150+								
22- 5		0- 1		1- 3		OVERALL		5- 1		9- 0		7- 0								
12- 1		0- 0		1- 1		HOME		4- 0		5- 0		2- 0								
7- 4		0- 1		0- 2		AWAY		1- 1		3- 0		3- 0								
3- 0		0- 0		0- 0		NEUTRAL		0- 0		1- 0		2- 0								
11- 1		0- 1		0- 0		NON-CONFERENCE		4- 0		5- 0		2- 0								
6- 0		0- 0		0- 0		HOME		3- 0		3- 0		0- 0								
2- 1		0- 1		0- 0		AWAY		1- 0		1- 0		0- 0								
3- 0		0- 0		0- 0		NEUTRAL		0- 0		1- 0		2- 0								
11- 4		0- 0		1- 3		CONFERENCE		1- 1		4- 0		5- 0								
6- 1		0- 0		1- 1		HOME		1- 0		2- 0		2- 0								
5- 3		0- 0		0- 2		AWAY		0- 1		2- 0		3- 0								
0- 0		0- 0		0- 0		NEUTRAL		0- 0		0- 0		0- 0								
RPI	S	Opponent		Score		RPI	S	Opponent		Score		RPI	S	Opponent		Score				
6	A	BYU		0 3		33	A	Boise St.		0 3		55	H	Hofstra		3 0				
						33	H	Boise St.		3 1		70	A	A&M-Corpus Christi		3 1				
						43	A	Colorado St.		2 3		71	A	Wyoming		0 3				
						43	H	Colorado St.		1 3		71	H	Wyoming		3 1				
												73	H	New Mexico St.		3 0				
												86	H	UC Santa Barbara		3 0				
														106 H Sacramento St.		3 1				
														125 A Utah Valley		3 1				
														126 H Albany (NY)		3 1				
														128 A Utah St.		3 2				
														128 H Utah St.		3 0				
														134 A Fresno St.		3 2				
														134 H Fresno St.		3 0				
														144 H CSUN		3 0				
														144 N CSUN		3 0				
														152 A New Mexico		3 1				
														168 N UT Arlington		3 1				
														168 N UT Arlington		3 1				
														182 A San Jose St.		3 2				
														182 H San Jose St.		3 0				
														255 A Air Force		3 0				
														255 H Air Force		3 0				
LAST 10 GAMES																				
						128	H	Utah St.		3 0		33	A	Boise St.		0 3				
						71	A	Wyoming		0 3		255	A	Air Force		3 0				
						43	A	Colorado St.		2 3		128	A	Utah St.		3 2				
						134	H	Fresno St.		3 0		152	A	New Mexico		3 1				
						182	H	San Jose St.		3 0		43	H	Colorado St.		1 3				

Non-Div. I Games:

UNLV

Average RPI Win:	119	WON-LOST	WINNING	LAST 10	STRENGTH OF	OPP. STRENGTH	TEAM	ADJ	CONF.	ADJ CONF.		
Average RPI Loss:	18	RECORD	PCT. RANK	GAMES	SCHEDULE	OF SCHEDULE	RPI	RPI	RPI	RPI		
DIV. I ONLY		19- 8	.7037	67	5- 5	30	15	27	.63408	25	1	1
DIV. I NON-CONF.		8- 3	.72727	67	0- 0	92	99	56	.59206	56	1	1
<hr/>												
TOTALS	RPI 1-25	RPI 26-50		W-L RECORDS		RPI 51-100		RPI 101-150		RPI 150+		
19- 8	4- 6	2- 1		OVERALL		2- 1		4- 0		7- 0		
11- 2	3- 2	1- 0		HOME		1- 0		2- 0		4- 0		
6- 5	1- 3	1- 1		AWAY		0- 1		2- 0		2- 0		
2- 1	0- 1	0- 0		NEUTRAL		1- 0		0- 0		1- 0		
8- 3	0- 2	0- 0		NON-CONFERENCE		1- 1		2- 0		5- 0		
5- 1	0- 1	0- 0		HOME		0- 0		2- 0		3- 0		
1- 1	0- 0	0- 0		AWAY		0- 1		0- 0		1- 0		
2- 1	0- 1	0- 0		NEUTRAL		1- 0		0- 0		1- 0		
11- 5	4- 4	2- 1		CONFERENCE		1- 0		2- 0		2- 0		
6- 1	3- 1	1- 0		HOME		1- 0		0- 0		1- 0		
5- 4	1- 3	1- 1		AWAY		0- 0		2- 0		1- 0		
0- 0	0- 0	0- 0		NEUTRAL		0- 0		0- 0		0- 0		
RPI S	Opponent	Score	RPI S	Opponent	Score	RPI S	Opponent	Score	RPI S	Opponent	Score	
2 H	Nebraska	2 3	29 A	Ohio St.	2 3	55 N	Hofstra	3 1	113 A	Maryland	3 1	
3 A	Wisconsin	1 3	29 H	Ohio St.	3 0	60 H	Iowa	3 0	133 H	Rhode Island	3 0	
4 A	Minnesota	0 3	48 A	Indiana	3 0	74 A	Colorado	2 3	139 H	West Virginia	3 0	
4 H	Minnesota	3 2							147 A	Northwestern	3 0	
7 N	Stanford	0 3							165 H	Howard	3 0	
8 H	North Carolina	2 3							190 A	Rutgers	3 0	
11 H	Michigan St.	3 0							190 H	Rutgers	3 0	
15 A	Michigan	2 3							207 A	Syracuse	3 0	
15 H	Michigan	3 0							221 H	Clemson	3 0	
21 A	Purdue	3 0							225 H	Ga. Southern	3 0	
									279 N	Siena	3 0	
<hr/>												
LAST 10 GAMES												
29 A Ohio St.						2 3	3 A Wisconsin		1 3			
113 A Maryland						3 1	15 A Michigan		2 3			
60 H Iowa						3 0	29 H Ohio St.		3 0			
2 H Nebraska						2 3	48 A Indiana		3 0			
4 A Minnesota						0 3	21 A Purdue		3 0			

Non-Div. I Games:

Penn St.

Average RPI Win:	80	WON-LOST RECORD	WINNING PCT. RANK	LAST 10 GAMES	STRENGTH OF SCHEDULE	OPP. STRENGTH OF SCHEDULE	TEAM RPI	ADJ RPI	CONF. RPI	ADJ CONF. RPI					
DIV. I ONLY		16- 12	.57143	131	4- 6	4	25	31	.63224	26	3	3			
DIV. I NON-CONF.		8- 4	.66667	85	0- 0	7	47	26	.6487	26	2	2			
<hr/>															
TOTALS	RPI 1-25	RPI 26-50		W-L RECORDS		RPI 51-100		RPI 101-150		RPI 150+					
16- 12	4- 6	3- 3		OVERALL		1- 1		6- 1		2- 1					
7- 3	1- 2	2- 1		HOME		0- 0		3- 0		1- 0					
6- 6	3- 1	1- 2		AWAY		1- 1		1- 1		0- 1					
3- 3	0- 3	0- 0		NEUTRAL		0- 0		2- 0		1- 0					
<hr/>															
8- 4	0- 3	1- 1		NON-CONFERENCE		1- 0		4- 0		2- 0					
3- 0	0- 0	1- 0		HOME		0- 0		1- 0		1- 0					
2- 1	0- 0	0- 1		AWAY		1- 0		1- 0		0- 0					
3- 3	0- 3	0- 0		NEUTRAL		0- 0		2- 0		1- 0					
<hr/>															
8- 8	4- 3	2- 2		CONFERENCE		0- 1		2- 1		0- 1					
4- 3	1- 2	1- 1		HOME		0- 0		2- 0		0- 0					
4- 5	3- 1	1- 1		AWAY		0- 1		0- 1		0- 1					
0- 0	0- 0	0- 0		NEUTRAL		0- 0		0- 0		0- 0					
<hr/>															
RPI S	Opponent	Score		RPI S	Opponent	Score		RPI S	Opponent	Score		RPI S	Opponent	Score	
3 N	Wisconsin	0	3	36 A	Hawaii	2	3	73 A	New Mexico St.	3	1	102 N	Northern Ky.	3	0
7 A	Stanford	3	1	39 H	SMU	3	0	74 A	Colorado	2	3	103 A	Oregon St.	1	3
12 A	UCLA	3	2	40 A	Southern California	3	0					103 H	Oregon St.	3	0
12 H	UCLA	3	0	40 H	Southern California	3	2					106 N	Sacramento St.	3	0
13 A	Washington	0	3	41 A	Washington St.	2	3					110 H	Pepperdine	3	0
13 H	Washington	1	3	41 H	Washington St.	0	3					119 A	Butler	3	0
19 N	Kansas St.	1	3									127 H	Arizona St.	3	1
20 A	Oregon	3	2									155 A	California	2	3
20 H	Oregon	1	3									157 N	Loyola Chicago	3	1
23 N	Texas A&M	0	3									217 H	Alabama St.	3	0
<hr/>															
LAST 10 GAMES															
41 A Washington St.						2	3	20 A Oregon		3	2				
13 A Washington						0	3	13 H Washington		1	3				
12 H UCLA						3	0	41 H Washington St.		0	3				
40 H Southern California						3	2	155 A California		2	3				
103 A Oregon St.						1	3	7 A Stanford		3	1				

Non-Div. I Games:

Arizona

Average RPI Win:		132	WON-LOST RECORD		WINNING PCT. RANK		LAST 10 GAMES		STRENGTH OF SCHEDULE		OPP. STRENGTH OF SCHEDULE		TEAM RPI		ADJ RPI		CONF. RPI		ADJ CONF. RPI		
DIV. I ONLY			20- 5		.8 26		8- 2		65		38		26		.63143 27		9		8		
DIV. I NON-CONF.			7- 2		.77778 41		0- 0		11		13		14		.6794 13		6		6		
TOTALS		RPI 1-25		RPI 26-50		W-L RECORDS		RPI 51-100		RPI 101-150		RPI 150+									
20- 5		1- 4		2- 0		OVERALL		6- 1		3- 0		8- 0									
9- 3		0- 2		2- 0		HOME		1- 1		1- 0		5- 0									
9- 1		0- 1		0- 0		AWAY		4- 0		2- 0		3- 0									
2- 1		1- 1		0- 0		NEUTRAL		1- 0		0- 0		0- 0									
7- 2		1- 2		1- 0		NON-CONFERENCE		2- 0		1- 0		2- 0									
3- 1		0- 1		1- 0		HOME		0- 0		0- 0		2- 0									
2- 0		0- 0		0- 0		AWAY		1- 0		1- 0		0- 0									
2- 1		1- 1		0- 0		NEUTRAL		1- 0		0- 0		0- 0									
13- 3		0- 2		1- 0		CONFERENCE		4- 1		2- 0		6- 0									
6- 2		0- 1		1- 0		HOME		1- 1		1- 0		3- 0									
7- 1		0- 1		0- 0		AWAY		3- 0		1- 0		3- 0									
0- 0		0- 0		0- 0		NEUTRAL		0- 0		0- 0		0- 0									
RPI	S	Opponent		Score		RPI	S	Opponent		Score		RPI	S	Opponent		Score					
4	N	Minnesota		1	3	32	H	Pittsburgh		3	1	51	A	UCF		3	0				
5	H	Florida		1	3	38	H	Baylor		3	2	54	A	Notre Dame		3	1				
8	A	North Carolina		0	3							62	N	Alabama		3	2				
8	H	North Carolina		2	3							76	A	North Carolina St.		3	1				
23	N	Texas A&M		3	2							76	H	North Carolina St.		2	3				
												99	A	Miami (FL)		3	0				
												99	H	Miami (FL)		3	0				
														216 H Florida A&M		3	0				
														230 A Boston College		3	1				
														230 H Boston College		3	0				
														234 A Virginia		3	0				
LAST 10 GAMES																					
207 A Syracuse						3	1	149 A Louisville						3	1						
230 A Boston College						3	1	234 A Virginia						3	0						
8 H North Carolina						2	3	99 A Miami (FL)						3	0						
76 H North Carolina St.						2	3	32 H Pittsburgh						3	1						
54 A Notre Dame						3	1	170 H Virginia Tech						3	2						

Non-Div. I Games:

Florida St.

Average RPI Win: 75		WON-LOST RECORD		WINNING PCT. RANK		LAST 10 GAMES		STRENGTH OF SCHEDULE		OPP. STRENGTH OF SCHEDULE		TEAM RPI		ADJ RPI		CONF. RPI		ADJ CONF. RPI					
DIV. I ONLY		11- 12		.47826 190		2- 8		1		20		29		.62917 28		2		2					
DIV. I NON-CONF.		7- 3		.7 71		0- 0		1		41		9		.69674 8		3		3					
TOTALS		RPI 1-25		RPI 26-50		W-L RECORDS		RPI 51-100		RPI 101-150		RPI 150+											
11- 12		2- 7		2- 3		OVERALL		4- 1		1- 1		2- 0											
8- 4		2- 2		1- 2		HOME		3- 0		1- 0		1- 0											
2- 8		0- 5		1- 1		AWAY		1- 1		0- 1		0- 0											
1- 0		0- 0		0- 0		NEUTRAL		0- 0		0- 0		1- 0											
7- 3		1- 2		1- 1		NON-CONFERENCE		3- 0		0- 0		2- 0											
5- 1		1- 0		1- 1		HOME		2- 0		0- 0		1- 0											
1- 2		0- 2		0- 0		AWAY		1- 0		0- 0		0- 0											
1- 0		0- 0		0- 0		NEUTRAL		0- 0		0- 0		1- 0											
4- 9		1- 5		1- 2		CONFERENCE		1- 1		1- 1		0- 0											
3- 3		1- 2		0- 1		HOME		1- 0		1- 0		0- 0											
1- 6		0- 3		1- 1		AWAY		0- 1		0- 1		0- 0											
0- 0		0- 0		0- 0		NEUTRAL		0- 0		0- 0		0- 0											
RPI S	Opponent		Score		RPI S	Opponent		Score		RPI S	Opponent		Score		RPI S	Opponent		Score					
1	A	Texas		0 3		30	A	Iowa St.		3 2		53	H	Arkansas St.		3 2		139	A	West Virginia		2 3	
1	H	Texas		1 3		30	H	Iowa St.		0 3		59	A	Duke		3 2		142	H	Texas Tech		3 1	
8	A	North Carolina		0 3		33	H	Boise St.		3 0		76	H	North Carolina St.		3 0		153	H	Sam Houston St.		3 0	
8	H	North Carolina		3 2		38	A	Baylor		0 3		87	A	Oklahoma		0 3		166	N	Chattanooga		3 0	
10	A	Kansas		1 3		39	H	SMU		1 3		87	H	Oklahoma		3 2							
10	H	Kansas		0 3																			
17	A	Creighton		0 3																			
19	A	Kansas St.		1 3																			
19	H	Kansas St.		3 0																			
LAST 10 GAMES																							
10	A	Kansas		1 3		1	A	Texas		0 3		10	H	Kansas		0 3		19	A	Kansas St.		1 3	
19	H	Kansas St.		3 0		10	H	Kansas		0 3		38	A	Baylor		0 3		87	H	Oklahoma		3 2	
1	H	Texas		1 3		19	A	Kansas St.		1 3		53	H	Arkansas St.		3 2		142	H	Texas Tech		3 1	
87	A	Oklahoma		0 3		59	A	Duke		3 2		153	H	Sam Houston St.		3 0		166	N	Chattanooga		3 0	
30	H	Iowa St.		0 3		76	H	North Carolina St.		3 0													

Non-Div. I Games:

TCU

Average RPI Win:		113	WON-LOST RECORD		WINNING PCT. RANK		LAST 10 GAMES		STRENGTH OF SCHEDULE		OPP. STRENGTH OF SCHEDULE		TEAM RPI		ADJ RPI		CONF. RPI		ADJ CONF. RPI					
DIV. I ONLY			17- 11		.60714		107		5- 5		6		24		28		.62896		29		1		1	
DIV. I NON-CONF.			10- 2		.83333		27		0- 0		50		82		24		.64862		27		1		1	
TOTALS		RPI 1-25		RPI 26-50				W-L RECORDS				RPI 51-100				RPI 101-150				RPI 150+				
17- 11		4- 8		0- 2				OVERALL				4- 0				2- 1				7- 0				
8- 3		2- 3		0- 0				HOME				2- 0				2- 0				2- 0				
3- 8		1- 5		0- 2				AWAY				0- 0				0- 1				2- 0				
6- 0		1- 0		0- 0				NEUTRAL				2- 0				0- 0				3- 0				
10- 2		1- 1		0- 1				NON-CONFERENCE				3- 0				0- 0				6- 0				
2- 1		0- 1		0- 0				HOME				1- 0				0- 0				1- 0				
2- 1		0- 0		0- 1				AWAY				0- 0				0- 0				2- 0				
6- 0		1- 0		0- 0				NEUTRAL				2- 0				0- 0				3- 0				
7- 9		3- 7		0- 1				CONFERENCE				1- 0				2- 1				1- 0				
6- 2		2- 2		0- 0				HOME				1- 0				2- 0				1- 0				
1- 7		1- 5		0- 1				AWAY				0- 0				0- 1				0- 0				
0- 0		0- 0		0- 0				NEUTRAL				0- 0				0- 0				0- 0				
RPI	S	Opponent		Score		RPI	S	Opponent		Score		RPI	S	Opponent		Score		RPI	S	Opponent		Score		
2	A	Nebraska		3	1	47	A	Missouri St.		2	3	60	H	Iowa		3	0	113	A	Maryland		2	3	
2	H	Nebraska		1	3	48	A	Indiana		1	3	71	H	Wyoming		3	0	113	H	Maryland		3	0	
3	A	Wisconsin		0	3							79	N	Green Bay		3	2	147	H	Northwestern		3	0	
3	H	Wisconsin		0	3							83	N	Texas St.		3	0	154	N	UNCG		3	0	
4	A	Minnesota		1	3													179	A	North Texas		3	0	
6	H	BYU		2	3													183	N	Valparaiso		3	0	
11	A	Michigan St.		0	3													185	N	IUPUI		3	0	
11	H	Michigan St.		3	0													190	H	Rutgers		3	0	
15	A	Michigan		1	3													203	A	Ball St.		3	0	
23	N	Texas A&M		3	2													218	H	LIU Brooklyn		3	0	
25	A	Penn St.		0	3																			
25	H	Penn St.		3	2																			
LAST 10 GAMES																								
25 H Penn St.						3	2	113 A Maryland						2	3									
190 H Rutgers						3	0	11 H Michigan St.						3	0									
48 A Indiana						1	3	25 A Penn St.						0	3									
3 H Wisconsin						0	3	60 H Iowa						3	0									
113 H Maryland						3	0	2 H Nebraska						1	3									

Non-Div. I Games:

Ohio St.

Average RPI Win: 118		WON-LOST RECORD		WINNING PCT. RANK		LAST 10 GAMES		STRENGTH OF SCHEDULE		OPP. STRENGTH OF SCHEDULE		TEAM RPI		ADJ RPI		CONF. RPI		ADJ CONF. RPI					
DIV. I ONLY		16- 9		.64 96		8- 2		14		16		34		.62614 30		2		2					
DIV. I NON-CONF.		8- 4		.66667 85		1- 0		33		68		42		.61805 42		3		3					
TOTALS		RPI 1-25		RPI 26-50		W-L RECORDS		RPI 51-100		RPI 101-150		RPI 150+											
16- 9		2- 5		3- 4		OVERALL		3- 0		4- 0		4- 0											
8- 4		2- 2		1- 2		HOME		1- 0		2- 0		2- 0											
6- 5		0- 3		1- 2		AWAY		2- 0		2- 0		1- 0											
2- 0		0- 0		1- 0		NEUTRAL		0- 0		0- 0		1- 0											
8- 4		0- 2		2- 2		NON-CONFERENCE		2- 0		0- 0		4- 0											
4- 1		0- 1		1- 0		HOME		1- 0		0- 0		2- 0											
2- 3		0- 1		0- 2		AWAY		1- 0		0- 0		1- 0											
2- 0		0- 0		1- 0		NEUTRAL		0- 0		0- 0		1- 0											
8- 5		2- 3		1- 2		CONFERENCE		1- 0		4- 0		0- 0											
4- 3		2- 1		0- 2		HOME		0- 0		2- 0		0- 0											
4- 2		0- 2		1- 0		AWAY		1- 0		2- 0		0- 0											
0- 0		0- 0		0- 0		NEUTRAL		0- 0		0- 0		0- 0											
RPI	S	Opponent		Score		RPI	S	Opponent		Score		RPI	S	Opponent		Score							
1	A	Texas		2 3		28	A	TCU		3 0		60	H	Iowa		3 0		139	A	West Virginia		3 2	
1	H	Texas		3 2		28	H	TCU		2 3		87	A	Oklahoma		3 1		139	H	West Virginia		3 0	
2	A	Nebraska		0 3		35	A	Marquette		0 3		91	A	South Dakota		3 0		142	A	Texas Tech		3 2	
10	H	Kansas		1 3		37	H	Wichita St.		3 0								142	H	Texas Tech		3 0	
17	H	Creighton		1 3		38	H	Baylor		2 3								204	H	North Dakota St.		3 0	
19	A	Kansas St.		1 3		45	A	UNI		2 3								207	N	Syracuse		3 0	
19	H	Kansas St.		3 1		47	N	Missouri St.		3 0								268	A	Omaha		3 0	
																		275	H	Montana		3 0	
LAST 10 GAMES																							
		1 H Texas		3 2				28 A TCU		3 0													
		87 A Oklahoma		3 1				38 H Baylor		2 3													
		142 A Texas Tech		3 2				142 H Texas Tech		3 0													
		139 H West Virginia		3 0				91 A South Dakota		3 0													
		19 H Kansas St.		3 1				1 A Texas		2 3													

Non-Div. I Games:

Iowa St.

Average RPI Win: 177		WON-LOST	WINNING	LAST 10	STRENGTH OF		OPP. STRENGTH	TEAM	ADJ	CONF.	ADJ CONF.
Average RPI Loss: 63		RECORD	PCT. RANK	GAMES	SCHEDULE		OF SCHEDULE	RPI	RPI	RPI	RPI
DIV. I ONLY		28- 1	.96552	1	10- 0		148	149	25	.62442	31
DIV. I NON-CONF.		14- 1	.93333	5	1- 0		128	96	36	.62707	37
TOTALS		RPI 1-25	RPI 26-50		W-L RECORDS		RPI 51-100		RPI 101-150		RPI 150+
28- 1	0- 0	1- 0		OVERALL		4- 1		5- 0		18- 0	
13- 1	0- 0	1- 0		HOME		3- 1		1- 0		8- 0	
11- 0	0- 0	0- 0		AWAY		1- 0		1- 0		9- 0	
4- 0	0- 0	0- 0		NEUTRAL		0- 0		3- 0		1- 0	
14- 1	0- 0	1- 0		NON-CONFERENCE		2- 1		4- 0		7- 0	
6- 1	0- 0	1- 0		HOME		2- 1		1- 0		2- 0	
4- 0	0- 0	0- 0		AWAY		0- 0		0- 0		4- 0	
4- 0	0- 0	0- 0		NEUTRAL		0- 0		3- 0		1- 0	
14- 0	0- 0	0- 0		CONFERENCE		2- 0		1- 0		11- 0	
7- 0	0- 0	0- 0		HOME		1- 0		0- 0		6- 0	
7- 0	0- 0	0- 0		AWAY		1- 0		1- 0		5- 0	
0- 0	0- 0	0- 0		NEUTRAL		0- 0		0- 0		0- 0	
RPI S	Opponent	Score	RPI S	Opponent	Score	RPI S	Opponent	Score	RPI S	Opponent	Score
			46 H	Miami (OH)	3 1	57 H	Southern Ill.	3 0	111 N	SIUE	3 1
						63 H	Loyola Marymount	0 3	133 A	Rhode Island	3 1
						80 H	Xavier	3 1	140 N	Austin Peay	3 0
						82 A	Saint Louis	3 0	143 N	Toledo	3 0
						82 H	Saint Louis	3 0	147 H	Northwestern	3 2
									160 A	VCU	3 1
									160 H	VCU	3 1
									166 H	Chattanooga	3 0
									175 A	Duquesne	3 1
									175 H	Duquesne	3 1
									185 A	IUPUI	3 0
									192 N	Kent St.	3 0
									199 A	Wright St.	3 0
									213 H	Youngstown St.	3 0
									232 H	George Washington	3 1
									235 A	Davidson	3 0
									235 H	Davidson	3 0
									254 A	Evansville	3 0
									264 A	La Salle	3 0
									264 H	La Salle	3 0
									267 A	Morehead St.	3 0
									271 A	Fordham	3 0
									274 H	George Mason	3 1
			LAST 10 GAMES								
			160 H	VCU	3 1	267 A	Morehead St.	3 0			
			235 H	Davidson	3 0	175 H	Duquesne	3 1			
			264 A	La Salle	3 0	264 H	La Salle	3 0			
			175 A	Duquesne	3 1	235 A	Davidson	3 0			
			82 H	Saint Louis	3 0	160 A	VCU	3 1			

Non-Div. I Games:

Dayton

Average RPI Win: 135		WON-LOST	WINNING	LAST 10	STRENGTH OF		OPP. STRENGTH	TEAM	ADJ		CONF.	ADJ CONF.
Average RPI Loss: 64		RECORD	PCT. RANK	GAMES	SCHEDULE		OF SCHEDULE	RPI	RPI		RPI	RPI
DIV. I ONLY		20- 8	.71429	61	7- 3		25	88	32		.62425	32
DIV. I NON-CONF.		9- 3	.75	50	0- 0		6	93	19		.66705	20
TOTALS		RPI 1-25	RPI 26-50		W-L RECORDS		RPI 51-100		RPI 101-150		RPI 150+	
20- 8		2- 2	3- 2		OVERALL		3- 3		3- 0		9- 1	
11- 4		2- 1	1- 1		HOME		1- 2		2- 0		5- 0	
6- 3		0- 0	1- 1		AWAY		2- 1		1- 0		2- 1	
3- 1		0- 1	1- 0		NEUTRAL		0- 0		0- 0		2- 0	
9- 3		1- 2	1- 1		NON-CONFERENCE		1- 0		2- 0		4- 0	
4- 2		1- 1	0- 1		HOME		0- 0		1- 0		2- 0	
2- 0		0- 0	0- 0		AWAY		1- 0		1- 0		0- 0	
3- 1		0- 1	1- 0		NEUTRAL		0- 0		0- 0		2- 0	
11- 5		1- 0	2- 1		CONFERENCE		2- 3		1- 0		5- 1	
7- 2		1- 0	1- 0		HOME		1- 2		1- 0		3- 0	
4- 3		0- 0	1- 1		AWAY		1- 1		0- 0		2- 1	
0- 0		0- 0	0- 0		NEUTRAL		0- 0		0- 0		0- 0	
RPI S	Opponent	Score	RPI S	Opponent	Score	RPI S	Opponent	Score	RPI S	Opponent	Score	
8 H	North Carolina	3 2	27 A	Florida St.	1 3	54 H	Notre Dame	0 3	104 H	American	3 1	
14 N	Missouri	1 3	42 H	Coastal Caro.	1 3	59 A	Duke	1 3	109 A	Kennesaw St.	3 0	
15 H	Michigan	3 2	43 N	Colorado St.	3 2	59 H	Duke	0 3	149 H	Louisville	3 0	
16 H	Western Ky.	2 3	49 A	Georgia Tech	3 1	76 H	North Carolina St.	3 2	156 N	CSU Bakersfield	3 0	
			49 H	Georgia Tech	3 1	86 A	UC Santa Barbara	3 1	170 A	Virginia Tech	3 1	
						99 A	Miami (FL)	3 1	171 N	Liberty	3 0	
									221 A	Clemson	3 0	
									221 H	Clemson	3 0	
									234 H	Virginia	3 0	
									239 A	Wake Forest	1 3	
									239 H	Wake Forest	3 0	
									242 H	Lehigh	3 0	
									253 H	Robert Morris	3 0	
LAST 10 GAMES												
			59 H	Duke	0 3	76 H	North Carolina St.	3 2				
			239 H	Wake Forest	3 0	149 H	Louisville	3 0				
			49 A	Georgia Tech	3 1	54 H	Notre Dame	0 3				
			221 A	Clemson	3 0	27 A	Florida St.	1 3				
			8 H	North Carolina	3 2	99 A	Miami (FL)	3 1				

Non-Div. I Games:

Pittsburgh

Average RPI Win:		141	WON-LOST RECORD		WINNING PCT. RANK		LAST 10 GAMES		STRENGTH OF SCHEDULE		OPP. STRENGTH OF SCHEDULE		TEAM RPI		ADJ RPI		CONF. RPI		ADJ CONF. RPI				
Average RPI Loss:		39																					
DIV. I ONLY			22- 6		.78571 30		10- 0		61		62		30		.62091 33		7		7				
DIV. I NON-CONF.			9- 4		.69231 74		0- 0		81		32		51		.59735 54		7		7				
TOTALS		RPI 1-25		RPI 26-50		W-L RECORDS		RPI 51-100		RPI 101-150		RPI 150+											
22- 6		1- 3		1- 1		OVERALL		3- 2		8- 0		9- 0											
10- 1		1- 0		0- 0		HOME		1- 1		5- 0		3- 0											
10- 2		0- 1		1- 1		AWAY		2- 0		3- 0		4- 0											
2- 3		0- 2		0- 0		NEUTRAL		0- 1		0- 0		2- 0											
9- 4		0- 2		1- 1		NON-CONFERENCE		0- 1		4- 0		4- 0											
4- 0		0- 0		0- 0		HOME		0- 0		3- 0		1- 0											
3- 1		0- 0		1- 1		AWAY		0- 0		1- 0		1- 0											
2- 3		0- 2		0- 0		NEUTRAL		0- 1		0- 0		2- 0											
13- 2		1- 1		0- 0		CONFERENCE		3- 1		4- 0		5- 0											
6- 1		1- 0		0- 0		HOME		1- 1		2- 0		2- 0											
7- 1		0- 1		0- 0		AWAY		2- 0		2- 0		3- 0											
0- 0		0- 0		0- 0		NEUTRAL		0- 0		0- 0		0- 0											
RPI	S	Opponent		Score		RPI	S	Opponent		Score		RPI	S	Opponent		Score							
6	N	BYU		0	3	28	A	TCU		0	3	76	N	North Carolina St.		1	3	127	H	Arizona St.	3	1	
14	N	Missouri		1	3	44	A	Cleveland St.		3	1	85	A	Nevada		3	0	128	A	Utah St.	3	0	
24	A	UNLV		1	3							85	H	Nevada		1	3	128	H	Utah St.	3	0	
24	H	UNLV		3	0							92	A	San Diego St.		3	1	129	H	Santa Clara	3	1	
												92	H	San Diego St.		3	0	134	A	Fresno St.	3	0	
																		134	H	Fresno St.	3	0	
																		135	A	Idaho St.	3	1	
																		141	H	Portland St.	3	1	
																		151	H	UC Davis	3	1	
																		152	A	New Mexico	3	2	
																		152	H	New Mexico	3	0	
																		182	A	San Jose St.	3	0	
																		182	H	San Jose St.	3	0	
																		192	A	Kent St.	3	0	
																		199	N	Wright St.	3	0	
																		251	N	Northwestern St.	3	0	
																		255	A	Air Force	3	0	
						LAST 10 GAMES																	
						182	H	San Jose St.		3	0	24	H	UNLV		3	0						
						134	H	Fresno St.		3	0	152	H	New Mexico		3	0						
						128	A	Utah St.		3	0	134	A	Fresno St.		3	0						
						92	A	San Diego St.		3	1	182	A	San Jose St.		3	0						
						85	A	Nevada		3	0	128	H	Utah St.		3	0						

Non-Div. I Games:

Boise St.

Average RPI Win:	133	WON-LOST RECORD	WINNING PCT. RANK	LAST 10 GAMES	STRENGTH OF SCHEDULE	OPP. STRENGTH OF SCHEDULE	TEAM RPI	ADJ RPI	CONF. RPI	ADJ CONF. RPI	
DIV. I ONLY		18- 9	.66667 81	8- 2	12	69	37	.62086 34	6	6	
DIV. I NON-CONF.		5- 6	.45455 198	0- 0	58	65	103	.55008 99	9	10	
<hr/>											
TOTALS	RPI 1-25	RPI 26-50		W-L RECORDS	RPI 51-100		RPI 101-150		RPI 150+		
18- 9	0- 2	2- 3		OVERALL	7- 3		2- 1		7- 0		
6- 3	0- 0	1- 1		HOME	2- 2		1- 0		2- 0		
9- 3	0- 1	1- 1		AWAY	5- 0		1- 1		2- 0		
3- 3	0- 1	0- 1		NEUTRAL	0- 1		0- 0		3- 0		
<hr/>											
5- 6	0- 2	1- 2		NON-CONFERENCE	0- 1		0- 1		4- 0		
1- 1	0- 0	0- 1		HOME	0- 0		0- 0		1- 0		
1- 2	0- 1	1- 0		AWAY	0- 0		0- 1		0- 0		
3- 3	0- 1	0- 1		NEUTRAL	0- 1		0- 0		3- 0		
<hr/>											
13- 3	0- 0	1- 1		CONFERENCE	7- 2		2- 0		3- 0		
5- 2	0- 0	1- 0		HOME	2- 2		1- 0		1- 0		
8- 1	0- 0	0- 1		AWAY	5- 0		1- 0		2- 0		
0- 0	0- 0	0- 0		NEUTRAL	0- 0		0- 0		0- 0		
<hr/>											
RPI S	Opponent	Score	RPI S	Opponent	Score	RPI S	Opponent	Score	RPI S	Opponent	Score
11 N	Michigan St.	0 3	35 N	Marquette	1 3	51 A	UCF	3 2	107 A	Tennessee	1 3
16 A	Western Ky.	0 3	37 A	Wichita St.	3 1	51 H	UCF	3 1	120 A	South Fla.	3 0
			39 A	SMU	2 3	52 A	Temple	3 2	120 H	South Fla.	3 0
			39 H	SMU	3 0	52 H	Temple	0 3	184 A	East Carolina	3 0
			46 H	Miami (OH)	0 3	57 N	Southern Ill.	2 3	185 N	IUPUI	3 0
						66 A	Tulsa	3 2	187 H	Memphis	3 0
						66 H	Tulsa	1 3	212 H	Furman	3 0
						93 A	Tulane	3 2	236 A	Houston	3 0
						97 A	UConn	3 0	276 N	Middle Tenn.	3 1
						97 H	UConn	3 2	283 N	La.-Monroe	3 0
<hr/>											
LAST 10 GAMES											
			97 A	UConn	3 0	51 A	UCF	3 2			
			52 A	Temple	3 2	52 H	Temple	0 3			
			66 H	Tulsa	1 3	97 H	UConn	3 2			
			39 H	SMU	3 0	93 A	Tulane	3 2			
			120 A	South Fla.	3 0	236 A	Houston	3 0			

Non-Div. I Games:

Cincinnati

Average RPI Win: 132		WON-LOST	WINNING	LAST 10	STRENGTH OF		OPP. STRENGTH	TEAM	ADJ	CONF.	ADJ CONF.
Average RPI Loss: 74		RECORD	PCT. RANK	GAMES	SCHEDULE		OF SCHEDULE	RPI	RPI	RPI	RPI
DIV. I ONLY		22- 6	.78571	30	86		56	39	.6202	35	10
DIV. I NON-CONF.		10- 2	.83333	27	62		18	28	.65381	24	8
TOTALS		RPI 1-25	RPI 26-50		W-L RECORDS		RPI 51-100		RPI 101-150		RPI 150+
22- 6	1- 2	4- 1		OVERALL		3- 1		6- 1		8- 1	
9- 3	0- 1	2- 0		HOME		1- 1		4- 0		2- 1	
8- 2	1- 1	1- 1		AWAY		1- 0		2- 0		3- 0	
5- 1	0- 0	1- 0		NEUTRAL		1- 0		0- 1		3- 0	
10- 2	1- 0	4- 1		NON-CONFERENCE		1- 0		1- 1		3- 0	
3- 0	0- 0	2- 0		HOME		0- 0		1- 0		0- 0	
2- 1	1- 0	1- 1		AWAY		0- 0		0- 0		0- 0	
5- 1	0- 0	1- 0		NEUTRAL		1- 0		0- 1		3- 0	
12- 4	0- 2	0- 0		CONFERENCE		2- 1		5- 0		5- 1	
6- 3	0- 1	0- 0		HOME		1- 1		3- 0		2- 1	
6- 1	0- 1	0- 0		AWAY		1- 0		2- 0		3- 0	
0- 0	0- 0	0- 0		NEUTRAL		0- 0		0- 0		0- 0	
RPI S	Opponent	Score	RPI S	Opponent	Score	RPI S	Opponent	Score	RPI S	Opponent	Score
17 A	Creighton	0 3	30 H	Iowa St.	3 0	75 A	Villanova	3 0	114 A	DePaul	3 2
17 H	Creighton	1 3	34 N	Cincinnati	3 1	75 H	Villanova	1 3	114 H	DePaul	3 0
18 A	Kentucky	3 1	37 A	Wichita St.	0 3	80 H	Xavier	3 0	119 H	Butler	3 2
			40 A	Southern California	3 1	82 N	Saint Louis	3 0	129 N	Santa Clara	1 3
			47 H	Missouri St.	3 1				138 H	Milwaukee	3 0
									146 A	Seton Hall	3 1
									146 H	Seton Hall	3 1
									167 A	St. John's (NY)	3 2
									167 H	St. John's (NY)	2 3
									178 N	UC Irvine	3 2
									185 N	IUPUI	3 0
									234 N	Virginia	3 0
									238 A	Providence	3 0
									238 H	Providence	3 0
									243 A	Georgetown	3 1
									243 H	Georgetown	3 1
			LAST 10 GAMES								
			167 H	St. John's (NY)	2 3	17 H	Creighton	1 3			
			146 H	Seton Hall	3 1	238 H	Providence	3 0			
			114 H	DePaul	3 0	114 A	DePaul	3 2			
			243 A	Georgetown	3 1	119 H	Butler	3 2			
			75 A	Villanova	3 0	146 A	Seton Hall	3 1			

Non-Div. I Games:

Marquette

Average RPI Win:		141	WON-LOST RECORD		WINNING PCT. RANK		LAST 10 GAMES		STRENGTH OF SCHEDULE		OPP. STRENGTH OF SCHEDULE		TEAM RPI	ADJ RPI		CONF. RPI	ADJ CONF. RPI
DIV. I ONLY			20- 5		.8 26		9- 1		80		52		33	.61995 36		13	12
DIV. I NON-CONF.			7- 4		.63636 110		0- 0		8		6		27	.64889 25		10	9
TOTALS		RPI 1-25		RPI 26-50		W-L RECORDS		RPI 51-100		RPI 101-150		RPI 150+					
20- 5		0- 4		2- 0		OVERALL		5- 1		5- 0		8- 0					
13- 4		0- 4		2- 0		HOME		3- 0		4- 0		4- 0					
7- 1		0- 0		0- 0		AWAY		2- 1		1- 0		4- 0					
0- 0		0- 0		0- 0		NEUTRAL		0- 0		0- 0		0- 0					
7- 4		0- 4		2- 0		NON-CONFERENCE		2- 0		3- 0		0- 0					
7- 4		0- 4		2- 0		HOME		2- 0		3- 0		0- 0					
0- 0		0- 0		0- 0		AWAY		0- 0		0- 0		0- 0					
0- 0		0- 0		0- 0		NEUTRAL		0- 0		0- 0		0- 0					
13- 1		0- 0		0- 0		CONFERENCE		3- 1		2- 0		8- 0					
6- 0		0- 0		0- 0		HOME		1- 0		1- 0		4- 0					
7- 1		0- 0		0- 0		AWAY		2- 1		1- 0		4- 0					
0- 0		0- 0		0- 0		NEUTRAL		0- 0		0- 0		0- 0					
RPI	S	Opponent		Score		RPI	S	Opponent		Score		RPI	S	Opponent		Score	
3	H	Wisconsin		1	3	26	H	Arizona		3	2	56	A	Cal Poly		3	1
12	H	UCLA		0	3	47	H	Missouri St.		3	0	61	A	Long Beach St.		2	3
13	H	Washington		2	3							61	H	Long Beach St.		3	0
19	H	Kansas St.		1	3							67	H	Northern Ill.		3	0
												72	H	Pacific		3	0
												86	A	UC Santa Barbara		3	0
														UC Santa Barbara			
														UC Santa Barbara			
														UC Santa Barbara			
														UC Santa Barbara			
														UC Santa Barbara			
														UC Santa Barbara			
														UC Santa Barbara			
														UC Santa Barbara			
														UC Santa Barbara			
														UC Santa Barbara			
														UC Santa Barbara			
														UC Santa Barbara			
														UC Santa Barbara			
														UC Santa Barbara			
														UC Santa Barbara			
														UC Santa Barbara			
														UC Santa Barbara			
														UC Santa Barbara			
														UC Santa Barbara			
														UC Santa Barbara			
														UC Santa Barbara			
														UC Santa Barbara			
														UC Santa Barbara			
														UC Santa Barbara			
														UC Santa Barbara			
														UC Santa Barbara			
														UC Santa Barbara			
														UC Santa Barbara			
														UC Santa Barbara			
														UC Santa Barbara			
														UC Santa Barbara			
														UC Santa Barbara			
														UC Santa Barbara			
														UC Santa Barbara			
														UC Santa Barbara			
														UC Santa Barbara			
														UC Santa Barbara			
														UC Santa Barbara			
														UC Santa Barbara			
														UC Santa Barbara			
														UC Santa Barbara			
</																	

Non-Div. I Games:

Hawaii

Average RPI Win: 146		WON-LOST	WINNING	LAST 10	STRENGTH OF		OPP. STRENGTH	TEAM	ADJ	CONF.	ADJ CONF.
Average RPI Loss: 39		RECORD	PCT. RANK	GAMES	SCHEDULE		OF SCHEDULE	RPI	RPI	RPI	RPI
DIV. I ONLY		20- 7	.74074	50	8- 2		52	67	38	.61984	37
DIV. I NON-CONF.		7- 4	.63636	110	0- 0		16	8	30	.64055	29
TOTALS		RPI 1-25	RPI 26-50		W-L RECORDS		RPI 51-100		RPI 101-150		RPI 150+
20- 7		1- 1	3- 5		OVERALL		2- 1		3- 0		11- 0
9- 3		0- 0	1- 3		HOME		1- 0		1- 0		6- 0
7- 3		0- 0	2- 2		AWAY		0- 1		1- 0		4- 0
4- 1		1- 1	0- 0		NEUTRAL		1- 0		1- 0		1- 0
7- 4		1- 1	2- 2		NON-CONFERENCE		1- 1		1- 0		2- 0
2- 1		0- 0	1- 1		HOME		0- 0		0- 0		1- 0
1- 2		0- 0	1- 1		AWAY		0- 1		0- 0		0- 0
4- 1		1- 1	0- 0		NEUTRAL		1- 0		1- 0		1- 0
13- 3		0- 0	1- 3		CONFERENCE		1- 0		2- 0		9- 0
7- 2		0- 0	0- 2		HOME		1- 0		1- 0		5- 0
6- 1		0- 0	1- 1		AWAY		0- 0		1- 0		4- 0
0- 0		0- 0	0- 0		NEUTRAL		0- 0		0- 0		0- 0
RPI S	Opponent	Score	RPI S	Opponent	Score	RPI S	Opponent	Score	RPI S	Opponent	Score
1 N	Texas	1 3	30 A	Iowa St.	0 3	57 H	Southern Ill.	3 0	115 A	Illinois St.	3 0
17 N	Creighton	3 2	34 H	Cincinnati	1 3	69 A	UTSA	2 3	115 H	Illinois St.	3 1
			35 H	Marquette	3 0	83 N	Texas St.	3 0	142 N	Texas Tech	3 0
			43 A	Colorado St.	3 0				157 A	Loyola Chicago	3 0
			45 A	UNI	1 3				157 H	Loyola Chicago	3 0
			45 H	UNI	0 3				159 N	Samford	3 0
			47 A	Missouri St.	3 2				185 H	IUPUI	3 0
			47 H	Missouri St.	1 3				196 A	Drake	3 0
									196 H	Drake	3 0
									224 A	Indiana St.	3 1
									224 H	Indiana St.	3 0
									254 H	Evansville	3 0
									260 A	Bradley	3 0
									260 H	Bradley	3 0
			LAST 10 GAMES								
			224 H	Indiana St.	3 0	45 H	UNI	0 3			
			115 H	Illinois St.	3 1	47 H	Missouri St.	1 3			
			157 A	Loyola Chicago	3 0	115 A	Illinois St.	3 0			
			260 A	Bradley	3 0	224 A	Indiana St.	3 1			
			196 H	Drake	3 0	57 H	Southern Ill.	3 0			

Non-Div. I Games:

Wichita St.

Average RPI Win:	88	WON-LOST	WINNING	LAST 10	STRENGTH OF	OPP. STRENGTH	TEAM	ADJ	CONF.	ADJ CONF.	
Average RPI Loss:	46	RECORD	PCT. RANK	GAMES	SCHEDULE	OF SCHEDULE	RPI	RPI	RPI	RPI	
DIV. I ONLY	17- 10	.62963	98	6- 4	34	7	43	.61301	40	3	3
DIV. I NON-CONF.	8- 3	.72727	67	0- 0	38	28	31	.63692	30	2	2
<hr/>											
TOTALS	RPI 1-25	RPI 26-50		W-L RECORDS		RPI 51-100		RPI 101-150		RPI 150+	
17- 10	4- 5	1- 3		OVERALL		4- 0		5- 1		3- 1	
8- 8	2- 4	1- 2		HOME		2- 0		2- 1		1- 1	
7- 2	2- 1	0- 1		AWAY		2- 0		2- 0		1- 0	
2- 0	0- 0	0- 0		NEUTRAL		0- 0		1- 0		1- 0	
8- 3	2- 0	1- 1		NON-CONFERENCE		2- 0		2- 1		1- 1	
5- 3	2- 0	1- 1		HOME		1- 0		1- 1		0- 1	
1- 0	0- 0	0- 0		AWAY		1- 0		0- 0		0- 0	
2- 0	0- 0	0- 0		NEUTRAL		0- 0		1- 0		1- 0	
9- 7	2- 5	0- 2		CONFERENCE		2- 0		3- 0		2- 0	
3- 5	0- 4	0- 1		HOME		1- 0		1- 0		1- 0	
6- 2	2- 1	0- 1		AWAY		1- 0		2- 0		1- 0	
0- 0	0- 0	0- 0		NEUTRAL		0- 0		0- 0		0- 0	
RPI S	Opponent	Score	RPI S	Opponent	Score	RPI S	Opponent	Score	RPI S	Opponent	Score
7 A	Stanford	1 <div>3</div>	26 A	Arizona	2 <div>3</div>	74 A	Colorado	3 1	103 A	Oregon St.	3 0
7 H	Stanford	0 <div>3</div>	26 H	Arizona	0 <div>3</div>	74 H	Colorado	3 0	113 H	Maryland	3 0
12 H	UCLA	1 <div>3</div>	35 H	Marquette	1 <div>3</div>	77 A	Rice	3 1	123 N	Oakland	3 0
13 H	Washington	0 <div>3</div>	45 H	UNI	3 1	87 H	Oklahoma	3 0	127 A	Arizona St.	3 0
17 H	Creighton	3 2							127 H	Arizona St.	3 1
18 H	Kentucky	3 0							129 H	Santa Clara	1 <div>3</div>
20 A	Oregon	3 1							153 N	Sam Houston St.	3 0
22 A	Utah	3 2							155 A	California	3 0
22 H	Utah	1 <div>3</div>							155 H	California	3 0
									178 H	UC Irvine	0 <div>3</div>
<hr/>											
LAST 10 GAMES											
155 A California			3 0			22 H Utah			1 <div>3</div>		
7 A Stanford			1 <div>3</div>			7 H Stanford			0 <div>3</div>		
127 A Arizona St.			3 0			155 H California			3 0		
26 A Arizona			2 <div>3</div>			103 A Oregon St.			3 0		
74 H Colorado			3 0			20 A Oregon			3 1		

Non-Div. I Games:

Southern California

Average RPI Win:		104	WON-LOST RECORD		WINNING PCT. RANK		LAST 10 GAMES		STRENGTH OF SCHEDULE		OPP. STRENGTH OF SCHEDULE		TEAM RPI		ADJ RPI		CONF. RPI		ADJ CONF. RPI	
DIV. I ONLY			19- 9		.67857 79		4- 6		62		14		45		.61161 41		3		3	
DIV. I NON-CONF.			10- 2		.83333 27		0- 0		89		55		37		.62794 36		2		2	
TOTALS		RPI 1-25		RPI 26-50		W-L RECORDS		RPI 51-100		RPI 101-150		RPI 150+								
19- 9		4- 5		2- 1		OVERALL		4- 1		3- 1		6- 1								
7- 4		1- 2		1- 0		HOME		0- 1		1- 1		4- 0								
6- 5		2- 3		1- 1		AWAY		1- 0		2- 0		0- 1								
6- 0		1- 0		0- 0		NEUTRAL		3- 0		0- 0		2- 0								
10- 2		1- 1		0- 1		NON-CONFERENCE		4- 0		0- 0		5- 0								
3- 0		0- 0		0- 0		HOME		0- 0		0- 0		3- 0								
1- 2		0- 1		0- 1		AWAY		1- 0		0- 0		0- 0								
6- 0		1- 0		0- 0		NEUTRAL		3- 0		0- 0		2- 0								
9- 7		3- 4		2- 0		CONFERENCE		0- 1		3- 1		1- 1								
4- 4		1- 2		1- 0		HOME		0- 1		1- 1		1- 0								
5- 3		2- 2		1- 0		AWAY		0- 0		2- 0		0- 1								
0- 0		0- 0		0- 0		NEUTRAL		0- 0		0- 0		0- 0								
RPI	S	Opponent		Score		RPI	S	Opponent		Score		RPI	S	Opponent		Score				
7	A	Stanford		0 3		26	A	Arizona		3 0		61	A	Long Beach St.		3 0				
7	H	Stanford		3 2		26	H	Arizona		3 2		71	N	Wyoming		3 1				
12	A	UCLA		3 2		38	A	Baylor		2 3		74	H	Colorado		2 3				
13	A	Washington		3 1								88	N	Northeastern		3 0				
18	N	Kentucky		3 0								90	N	Col. of Charleston		3 0				
20	A	Oregon		0 3										155 A California		0 3				
20	H	Oregon		2 3										155 H California		3 0				
21	A	Purdue		1 3										178 N UC Irvine		3 1				
22	H	Utah		2 3										205 H Idaho		3 0				
														211 H UMES		3 0				
														232 H George Washington		3 0				
														234 N Virginia		3 0				
LAST 10 GAMES																				
26	H	Arizona		3 2		7	A	Stanford		0 3										
127	H	Arizona St.		3 1		26	A	Arizona		3 0										
20	H	Oregon		2 3		127	A	Arizona St.		3 0										
103	H	Oregon St.		1 3		22	H	Utah		2 3										
155	A	California		0 3		74	H	Colorado		2 3										

Non-Div. I Games:

Washington St.

Average RPI Win:	191	WON-LOST RECORD	WINNING PCT. RANK	LAST 10 GAMES	STRENGTH OF SCHEDULE	OPP. STRENGTH OF SCHEDULE	TEAM RPI	ADJ RPI	CONF. RPI	ADJ CONF. RPI		
Average RPI Loss:	35											
DIV. I ONLY		24- 4	.85714	9	10- 0	113	165	41	.60993	42	22	22
DIV. I NON-CONF.		9- 3	.75	50	0- 0	14	76	23	.65831	23	19	19
<hr/>												
TOTALS	RPI 1-25	RPI 26-50		W-L RECORDS		RPI 51-100		RPI 101-150		RPI 150+		
24- 4	0- 2	2- 1		OVERALL		3- 1		2- 0		17- 0		
10- 2	0- 0	1- 1		HOME		0- 1		1- 0		8- 0		
11- 0	0- 0	1- 0		AWAY		3- 0		0- 0		7- 0		
3- 2	0- 2	0- 0		NEUTRAL		0- 0		1- 0		2- 0		
<hr/>												
9- 3	0- 2	2- 1		NON-CONFERENCE		2- 0		2- 0		3- 0		
2- 1	0- 0	1- 1		HOME		0- 0		1- 0		0- 0		
4- 0	0- 0	1- 0		AWAY		2- 0		0- 0		1- 0		
3- 2	0- 2	0- 0		NEUTRAL		0- 0		1- 0		2- 0		
<hr/>												
15- 1	0- 0	0- 0		CONFERENCE		1- 1		0- 0		14- 0		
8- 1	0- 0	0- 0		HOME		0- 1		0- 0		8- 0		
7- 0	0- 0	0- 0		AWAY		1- 0		0- 0		6- 0		
0- 0	0- 0	0- 0		NEUTRAL		0- 0		0- 0		0- 0		
<hr/>												
RPI S	Opponent	Score	RPI S	Opponent	Score	RPI S	Opponent	Score	RPI S	Opponent	Score	
15 N	Michigan	0 3	32 A	Pittsburgh	3 1	53 H	Arkansas St.	2 3	104 N	American	3 0	
21 N	Purdue	0 3	49 H	Georgia Tech	2 3	54 A	Notre Dame	3 0	148 H	North Florida	3 0	
			49 H	Georgia Tech	3 1	83 A	Texas St.	3 1	165 N	Howard	3 0	
						99 A	Miami (FL)	3 0	168 A	UT Arlington	3 0	
									191 A	South Ala.	3 0	
									191 H	South Ala.	3 0	
									202 H	Little Rock	3 0	
									216 N	Florida A&M	3 0	
									225 A	Ga. Southern	3 0	
									225 H	Ga. Southern	3 0	
									233 A	FIU	3 0	
									250 A	Georgia St.	3 0	
									250 H	Georgia St.	3 0	
									273 A	Troy	3 0	
									273 H	Troy	3 0	
									283 H	La.-Monroe	3 0	
									284 H	UL Lafayette	3 0	
									298 A	Appalachian St.	3 0	
									298 H	Appalachian St.	3 1	
<hr/>												
			LAST 10 GAMES									
			191 H	South Ala.	3 0	273 A	Troy	3 0				
			273 H	Troy	3 0	191 A	South Ala.	3 0				
			250 H	Georgia St.	3 0	283 H	La.-Monroe	3 0				
			225 H	Ga. Southern	3 0	284 H	UL Lafayette	3 0				
			225 A	Ga. Southern	3 0	298 H	Appalachian St.	3 1				

Non-Div. I Games:

Coastal Caro.

[illegible]

Non-Div. I Games:

Colorado St.

Average RPI Win:	156	WON-LOST RECORD	WINNING PCT. RANK	LAST 10 GAMES	STRENGTH OF SCHEDULE	OPP. STRENGTH OF SCHEDULE	TEAM RPI	ADJ RPI	CONF. RPI	ADJ CONF. RPI		
DIV. I ONLY		23- 5	.82143	17	9- 1	101	96	40	.60723	44	12	13
DIV. I NON-CONF.		9- 3	.75	50	0- 0	104	49	52	.59561	55	13	13
<hr/>												
TOTALS	RPI 1-25	RPI 26-50		W-L RECORDS		RPI 51-100		RPI 101-150		RPI 150+		
23- 5	0- 0	0- 2		OVERALL		3- 2		7- 1		13- 0		
9- 2	0- 0	0- 1		HOME		1- 0		3- 1		5- 0		
8- 3	0- 0	0- 1		AWAY		1- 2		3- 0		4- 0		
6- 0	0- 0	0- 0		NEUTRAL		1- 0		1- 0		4- 0		
<hr/>												
9- 3	0- 0	0- 2		NON-CONFERENCE		2- 1		2- 0		5- 0		
2- 1	0- 0	0- 1		HOME		0- 0		1- 0		1- 0		
1- 2	0- 0	0- 1		AWAY		1- 1		0- 0		0- 0		
6- 0	0- 0	0- 0		NEUTRAL		1- 0		1- 0		4- 0		
<hr/>												
14- 2	0- 0	0- 0		CONFERENCE		1- 1		5- 1		8- 0		
7- 1	0- 0	0- 0		HOME		1- 0		2- 1		4- 0		
7- 1	0- 0	0- 0		AWAY		0- 1		3- 0		4- 0		
0- 0	0- 0	0- 0		NEUTRAL		0- 0		0- 0		0- 0		
<hr/>												
RPI S	Opponent	Score	RPI S	Opponent	Score	RPI S	Opponent	Score	RPI S	Opponent	Score	
33 H	Boise St.	1 3	52 A	Temple	3 2	102 A	Northern Ky.	3 2				
48 A	Indiana	0 3	53 N	Arkansas St.	3 1	102 H	Northern Ky.	3 0				
			54 A	Notre Dame	0 3	107 H	Tennessee	3 2				
			79 A	Green Bay	2 3	123 A	Oakland	3 0				
			79 H	Green Bay	3 0	123 H	Oakland	2 3				
						138 A	Milwaukee	3 2				
						138 H	Milwaukee	3 2				
						146 N	Seton Hall	3 0				
						158 N	New Hampshire	3 1				
						183 A	Valparaiso	3 1				
						183 H	Valparaiso	3 0				
						185 N	IUPUI	3 1				
						188 A	Ill.-Chicago	3 1				
						188 H	Ill.-Chicago	3 0				
						190 N	Rutgers	3 0				
						194 N	Western Mich.	3 1				
						199 A	Wright St.	3 0				
						199 H	Wright St.	3 0				
						213 A	Youngstown St.	3 0				
						213 H	Youngstown St.	3 0				
						248 H	Eastern Mich.	3 0				
<hr/>												
LAST 10 GAMES												
199 H Wright St.						183 H Valparaiso						
79 A Green Bay						138 A Milwaukee						
213 H Youngstown St.						188 A Ill.-Chicago						
123 A Oakland						199 A Wright St.						
102 H Northern Ky.						79 H Green Bay						

Non-Div. I Games:

Cleveland St.

Average RPI Win:		155	WON-LOST RECORD		WINNING PCT. RANK		LAST 10 GAMES		STRENGTH OF SCHEDULE		OPP. STRENGTH OF SCHEDULE		TEAM RPI		ADJ RPI		CONF. RPI		ADJ CONF. RPI	
Average RPI Loss:		44																		
DIV. I ONLY			21- 8		.72414 56		9- 1		69		71		48		.60574 45		11		11	
DIV. I NON-CONF.			9- 4		.69231 74		0- 0		54		20		41		.62182 39		11		11	
TOTALS		RPI 1-25		RPI 26-50		W-L RECORDS		RPI 51-100		RPI 101-150		RPI 150+								
21- 8		1- 3		4- 3		OVERALL		2- 1		1- 1		13- 0								
11- 2		0- 0		2- 1		HOME		1- 0		1- 1		7- 0								
6- 5		0- 2		1- 2		AWAY		0- 1		0- 0		5- 0								
4- 1		1- 1		1- 0		NEUTRAL		1- 0		0- 0		1- 0								
9- 4		1- 3		2- 1		NON-CONFERENCE		1- 0		1- 0		4- 0								
4- 0		0- 0		1- 0		HOME		0- 0		1- 0		2- 0								
1- 3		0- 2		0- 1		AWAY		0- 0		0- 0		1- 0								
4- 1		1- 1		1- 0		NEUTRAL		1- 0		0- 0		1- 0								
12- 4		0- 0		2- 2		CONFERENCE		1- 1		0- 1		9- 0								
7- 2		0- 0		1- 1		HOME		1- 0		0- 1		5- 0								
5- 2		0- 0		1- 1		AWAY		0- 1		0- 0		4- 0								
0- 0		0- 0		0- 0		NEUTRAL		0- 0		0- 0		0- 0								
RPI S	Opponent		Score		RPI S	Opponent		Score		RPI S	Opponent		Score		RPI S	Opponent		Score		
10 A	Kansas		0	3	30 H	Iowa St.		3	2	57 A	Southern Ill.		2	3	115 H	Illinois St.		2	3	
15 A	Michigan		0	3	37 A	Wichita St.		3	0	57 H	Southern Ill.		3	1	147 H	Northwestern		3	0	
17 N	Creighton		0	3	37 H	Wichita St.		3	1	82 N	Saint Louis		3	0	157 A	Loyola Chicago		3	2	
18 N	Kentucky		3	0	40 A	Southern California		1	3						157 H	Loyola Chicago		3	0	
					46 N	Miami (OH)		3	0						172 A	UMKC		3	1	
					47 A	Missouri St.		1	3						196 A	Drake		3	0	
					47 H	Missouri St.		2	3						196 H	Drake		3	0	
															204 H	North Dakota St.		3	0	
															207 H	Syracuse		3	0	
															224 H	Indiana St.		3	1	
															254 A	Evansville		3	0	
															254 H	Evansville		3	0	
															260 A	Bradley		3	0	
															260 H	Bradley		3	0	
															268 N	Omaha		3	0	
					LAST 10 GAMES															
					260 H	Bradley		3	0	57 H	Southern Ill.		3	1						
					157 H	Loyola Chicago		3	0	254 H	Evansville		3	0						
					196 H	Drake		3	0	157 A	Loyola Chicago		3	2						
					47 A	Missouri St.		1	3	260 A	Bradley		3	0						
					37 A	Wichita St.		3	0	196 A	Drake		3	0						

Non-Div. I Games:

UNI

Average RPI Win:		169	WON-LOST RECORD		WINNING PCT. RANK		LAST 10 GAMES		STRENGTH OF SCHEDULE		OPP. STRENGTH OF SCHEDULE		TEAM RPI		ADJ RPI		CONF. RPI		ADJ CONF. RPI				
DIV. I ONLY			23- 5		.82143 17		9- 1		112		125		44		.60487 46		15		15				
DIV. I NON-CONF.			8- 4		.66667 85		0- 0		42		27		40		.61812 41		15		15				
TOTALS		RPI 1-25		RPI 26-50				W-L RECORDS		RPI 51-100				RPI 101-150				RPI 150+					
23- 5		1- 1		1- 2				OVERALL		3- 0				6- 1				12- 1					
10- 0		0- 0		0- 0				HOME		2- 0				3- 0				5- 0					
10- 3		1- 1		1- 1				AWAY		0- 0				3- 0				5- 1					
3- 2		0- 0		0- 1				NEUTRAL		1- 0				0- 1				2- 0					
8- 4		1- 1		1- 2				NON-CONFERENCE		2- 0				1- 1				3- 0					
2- 0		0- 0		0- 0				HOME		1- 0				0- 0				1- 0					
3- 2		1- 1		1- 1				AWAY		0- 0				1- 0				0- 0					
3- 2		0- 0		0- 1				NEUTRAL		1- 0				0- 1				2- 0					
15- 1		0- 0		0- 0				CONFERENCE		1- 0				5- 0				9- 1					
8- 0		0- 0		0- 0				HOME		1- 0				3- 0				4- 0					
7- 1		0- 0		0- 0				AWAY		0- 0				2- 0				5- 1					
0- 0		0- 0		0- 0				NEUTRAL		0- 0				0- 0				0- 0					
RPI	S	Opponent		Score		RPI	S	Opponent		Score		RPI	S	Opponent		Score		RPI	S	Opponent		Score	
14	A	Missouri		3	2	31	A	Dayton		1	3	67	H	Northern Ill.		3	0	115	N	Illinois St.		2	3
15	A	Michigan		0	3	34	A	Cincinnati		3	0	80	H	Xavier		3	1	116	A	Bowling Green		3	0
						45	N	UNI		0	3	82	N	Saint Louis		3	2	116	H	Bowling Green		3	0
																		121	A	Auburn		3	2
																		136	A	Ohio		3	0
																		136	H	Ohio		3	0
																		143	H	Toledo		3	0
																		187	N	Memphis		3	0
																		192	A	Kent St.		2	3
																		192	H	Kent St.		3	0
																		194	A	Western Mich.		3	0
																		203	H	Ball St.		3	0
																		210	A	Central Mich.		3	0
																		212	H	Furman		3	0
																		223	N	Jacksonville		3	0
																		248	A	Eastern Mich.		3	1
																		289	A	Akron		3	1
																		289	H	Akron		3	0
																		303	A	Buffalo		3	0
																		303	H	Buffalo		3	0
LAST 10 GAMES						LAST 10 GAMES						LAST 10 GAMES						LAST 10 GAMES					
303 H Buffalo						3 0						116 H Bowling Green						3 0					
289 H Akron						3 0						203 H Ball St.						3 0					
192 A Kent St.						2 3						143 H Toledo						3 0					
136 A Ohio						3 0						248 A Eastern Mich.						3 1					
67 H Northern Ill.						3 0						210 A Central Mich.						3 0					

Non-Div. I Games:

Miami (OH)

Average RPI Win: 156		WON-LOST	WINNING	LAST 10	STRENGTH OF		OPP. STRENGTH	TEAM	ADJ	CONF.	ADJ CONF.
Average RPI Loss: 41		RECORD	PCT. RANK	GAMES	SCHEDULE		OF SCHEDULE	RPI	RPI	RPI	RPI
DIV. I ONLY		23- 7	.76667	37	10- 0		98	79	47	.60438	47
DIV. I NON-CONF.		9- 5	.64286	105	0- 0		97	23	68	.58014	62
TOTALS		RPI 1-25	RPI 26-50		W-L RECORDS		RPI 51-100		RPI 101-150		RPI 150+
23- 7		0- 1	5- 4		OVERALL		2- 2		3- 0		13- 0
11- 2		0- 0	2- 1		HOME		0- 1		1- 0		8- 0
9- 2		0- 0	3- 2		AWAY		1- 0		1- 0		4- 0
3- 3		0- 1	0- 1		NEUTRAL		1- 1		1- 0		1- 0
9- 5		0- 1	2- 3		NON-CONFERENCE		2- 1		1- 0		4- 0
4- 0		0- 0	1- 0		HOME		0- 0		0- 0		3- 0
2- 2		0- 0	1- 2		AWAY		1- 0		0- 0		0- 0
3- 3		0- 1	0- 1		NEUTRAL		1- 1		1- 0		1- 0
14- 2		0- 0	3- 1		CONFERENCE		0- 1		2- 0		9- 0
7- 2		0- 0	1- 1		HOME		0- 1		1- 0		5- 0
7- 0		0- 0	2- 0		AWAY		0- 0		1- 0		4- 0
0- 0		0- 0	0- 0		NEUTRAL		0- 0		0- 0		0- 0
RPI S	Opponent	Score	RPI S	Opponent	Score	RPI S	Opponent	Score	RPI S	Opponent	Score
12 N	UCLA	1 3	29 H	Ohio St.	3 2	53 A	Arkansas St.	3 1	115 A	Illinois St.	3 2
			30 N	Iowa St.	0 3	57 H	Southern Ill.	2 3	115 H	Illinois St.	3 1
			35 A	Marquette	1 3	72 N	Pacific	3 0	138 N	Milwaukee	3 0
			36 A	Hawaii	0 3	80 N	Xavier	2 3	157 A	Loyola Chicago	3 0
			37 A	Wichita St.	3 1				157 H	Loyola Chicago	3 0
			37 H	Wichita St.	2 3				181 N	Arkansas	3 0
			45 A	UNI	3 2				185 H	IUPUI	3 1
			45 H	UNI	3 1				196 A	Drake	3 2
			50 A	Illinois	3 2				196 H	Drake	3 0
									224 A	Indiana St.	3 0
									224 H	Indiana St.	3 0
									254 H	Evansville	3 0
									260 A	Bradley	3 0
									260 H	Bradley	3 0
									286 H	McNeese	3 0
									318 H	Western Ill.	3 0
			LAST 10 GAMES								
			115 H	Illinois St.	3 1	196 H	Drake	3 0			
			224 H	Indiana St.	3 0	37 A	Wichita St.	3 1			
			157 A	Loyola Chicago	3 0	224 A	Indiana St.	3 0			
			260 A	Bradley	3 0	115 A	Illinois St.	3 2			
			45 H	UNI	3 1	254 H	Evansville	3 0			

Non-Div. I Games:

Missouri St.

Average RPI Win:	145	WON-LOST RECORD		WINNING PCT. RANK		LAST 10 GAMES		STRENGTH OF SCHEDULE		OPP. STRENGTH OF SCHEDULE		TEAM RPI		ADJ RPI		CONF. RPI		ADJ CONF. RPI					
DIV. I ONLY		16- 13		.55172	145	4- 6		11		34		49		.59827	48	1		1					
DIV. I NON-CONF.		11- 2		.84615	23	0- 0		65		169		33		.63161	34	1		1					
<hr/>																							
TOTALS		RPI 1-25		RPI 26-50		W-L RECORDS		RPI 51-100		RPI 101-150		RPI 150+											
16- 13		1- 9		2- 1		OVERALL		2- 3		3- 0		8- 0											
9- 6		1- 5		2- 0		HOME		1- 1		2- 0		3- 0											
2- 7		0- 4		0- 1		AWAY		0- 2		1- 0		1- 0											
5- 0		0- 0		0- 0		NEUTRAL		1- 0		0- 0		4- 0											
11- 2		0- 0		1- 0		NON-CONFERENCE		2- 2		1- 0		7- 0											
5- 1		0- 0		1- 0		HOME		1- 1		1- 0		2- 0											
1- 1		0- 0		0- 0		AWAY		0- 1		0- 0		1- 0											
5- 0		0- 0		0- 0		NEUTRAL		1- 0		0- 0		4- 0											
5- 11		1- 9		1- 1		CONFERENCE		0- 1		2- 0		1- 0											
4- 5		1- 5		1- 0		HOME		0- 0		1- 0		1- 0											
1- 6		0- 4		0- 1		AWAY		0- 1		1- 0		0- 0											
0- 0		0- 0		0- 0		NEUTRAL		0- 0		0- 0		0- 0											
RPI	S	Opponent		Score		RPI	S	Opponent		Score		RPI	S	Opponent		Score		RPI	S	Opponent		Score	
2	A	Nebraska		0	3	29	H	Ohio St.		3	1	53	H	Arkansas St.		1	3	102	H	Northern Ky.		3	0
2	H	Nebraska		0	3	44	H	Cleveland St.		3	0	60	A	Iowa		0	3	147	A	Northwestern		3	0
3	H	Wisconsin		0	3	50	A	Illinois		0	3	64	A	FGCU		2	3	147	H	Northwestern		3	1
4	A	Minnesota		0	3							78	N	Princeton		3	0	164	N	Columbia		3	0
4	H	Minnesota		0	3							96	H	Marshall		3	1	180	N	Campbell		3	2
11	H	Michigan St.		0	3													185	H	IUPUI		3	0
15	A	Michigan		0	3													190	H	Rutgers		3	1
15	H	Michigan		3	1													191	N	South Ala.		3	0
21	A	Purdue		0	3													220	N	Marist		3	0
25	H	Penn St.		0	3													254	H	Evansville		3	0
																		270	A	San Francisco		3	1
<hr/>																							
LAST 10 GAMES																							
2	H	Nebraska		0	3	11	H	Michigan St.		0	3												
15	A	Michigan		0	3	147	A	Northwestern		3	0												
29	H	Ohio St.		3	1	50	A	Illinois		0	3												
4	A	Minnesota		0	3	25	H	Penn St.		0	3												
15	H	Michigan		3	1	190	H	Rutgers		3	1												

Non-Div. I Games:

Indiana

Average RPI Win: 165		WON-LOST	WINNING	LAST 10	STRENGTH OF		OPP. STRENGTH	TEAM	ADJ	CONF.	ADJ CONF.
Average RPI Loss: 22		RECORD	PCT. RANK	GAMES	SCHEDULE		OF SCHEDULE	RPI	RPI	RPI	RPI
DIV. I ONLY		21- 7	.75	42	8- 2		89	68	46	.59792	49
DIV. I NON-CONF.		9- 3	.75	50	0- 0		49	70	34	.62853	35
TOTALS		RPI 1-25	RPI 26-50		W-L RECORDS		RPI 51-100		RPI 101-150		RPI 150+
21- 7		0- 4	1- 3		OVERALL		4- 0		3- 0		13- 0
9- 2		0- 1	0- 1		HOME		1- 0		1- 0		7- 0
8- 4		0- 2	1- 2		AWAY		2- 0		1- 0		4- 0
4- 1		0- 1	0- 0		NEUTRAL		1- 0		1- 0		2- 0
9- 3		0- 2	1- 1		NON-CONFERENCE		1- 0		3- 0		4- 0
3- 0		0- 0	0- 0		HOME		0- 0		1- 0		2- 0
2- 2		0- 1	1- 1		AWAY		0- 0		1- 0		0- 0
4- 1		0- 1	0- 0		NEUTRAL		1- 0		1- 0		2- 0
12- 4		0- 2	0- 2		CONFERENCE		3- 0		0- 0		9- 0
6- 2		0- 1	0- 1		HOME		1- 0		0- 0		5- 0
6- 2		0- 1	0- 1		AWAY		2- 0		0- 0		4- 0
0- 0		0- 0	0- 0		NEUTRAL		0- 0		0- 0		0- 0
RPI S	Opponent	Score	RPI S	Opponent	Score	RPI S	Opponent	Score	RPI S	Opponent	Score
8 A	North Carolina	2 3	32 A	Pittsburgh	1 3	59 A	Duke	3 1	109 H	Kennesaw St.	3 2
8 H	North Carolina	0 3	32 H	Pittsburgh	1 3	72 N	Pacific	3 1	121 A	Auburn	3 1
15 N	Michigan	1 3	42 A	Coastal Caro.	1 3	76 A	North Carolina St.	3 2	148 N	North Florida	3 0
19 A	Kansas St.	2 3	42 A	Coastal Caro.	3 2	76 H	North Carolina St.	3 0	169 H	Georgia	3 0
									170 A	Virginia Tech	3 1
									170 H	Virginia Tech	3 0
									197 N	Tennessee St.	3 0
									207 H	Syracuse	3 0
									212 N	Furman	3 0
									221 A	Clemson	3 0
									221 H	Clemson	3 0
									230 H	Boston College	3 1
									234 A	Virginia	3 0
									234 H	Virginia	3 0
									239 A	Wake Forest	3 2
									250 H	Georgia St.	3 0
LAST 10 GAMES											
	8 A North Carolina	2 3		221 H Clemson	3 0						
	76 A North Carolina St.	3 2		59 A Duke	3 1						
	32 H Pittsburgh	1 3		239 A Wake Forest	3 2						
	170 H Virginia Tech	3 0		207 H Syracuse	3 0						
	234 H Virginia	3 0		230 H Boston College	3 1						

Non-Div. I Games:

Georgia Tech

Average RPI Win:	123	WON-LOST RECORD	WINNING PCT. RANK	LAST 10 GAMES	STRENGTH OF SCHEDULE	OPP. STRENGTH OF SCHEDULE	TEAM RPI	ADJ RPI	CONF. RPI	ADJ CONF. RPI		
DIV. I ONLY		14- 13	.51852	166	3- 7	20	5	52	.59173	50	1	1
DIV. I NON-CONF.		7- 4	.63636	110	0- 0	95	24	66	.57664	69	1	1
<hr/>												
TOTALS	RPI 1-25	RPI 26-50		W-L RECORDS		RPI 51-100		RPI 101-150		RPI 150+		
14- 13	2- 10	1- 1		OVERALL		2- 2		5- 0		4- 0		
6- 5	1- 4	1- 1		HOME		1- 0		1- 0		2- 0		
4- 7	1- 5	0- 0		AWAY		1- 2		2- 0		0- 0		
4- 1	0- 1	0- 0		NEUTRAL		0- 0		2- 0		2- 0		
7- 4	0- 2	0- 1		NON-CONFERENCE		2- 1		2- 0		3- 0		
2- 1	0- 0	0- 1		HOME		1- 0		0- 0		1- 0		
1- 2	0- 1	0- 0		AWAY		1- 1		0- 0		0- 0		
4- 1	0- 1	0- 0		NEUTRAL		0- 0		2- 0		2- 0		
7- 9	2- 8	1- 0		CONFERENCE		0- 1		3- 0		1- 0		
4- 4	1- 4	1- 0		HOME		0- 0		1- 0		1- 0		
3- 5	1- 4	0- 0		AWAY		0- 1		2- 0		0- 0		
0- 0	0- 0	0- 0		NEUTRAL		0- 0		0- 0		0- 0		
<hr/>												
RPI S	Opponent	Score	RPI S	Opponent	Score	RPI S	Opponent	Score	RPI S	Opponent	Score	
2 A	Nebraska	0 3	47 H	Missouri St.	2 3	60 A	Iowa	2 3	113 A	Maryland	3 2	
2 H	Nebraska	0 3	48 H	Indiana	3 0	74 A	Colorado	2 3	118 N	Murray St.	3 0	
3 A	Wisconsin	1 3				80 H	Xavier	3 1	145 N	St. Mary's (CA)	3 0	
3 H	Wisconsin	0 3				82 A	Saint Louis	3 0	147 A	Northwestern	3 0	
4 H	Minnesota	0 3							147 H	Northwestern	3 0	
7 N	Stanford	2 3							173 N	Belmont	3 0	
11 A	Michigan St.	0 3							181 H	Arkansas	3 0	
11 H	Michigan St.	3 0							190 H	Rutgers	3 0	
15 A	Michigan	1 3							268 N	Omaha	3 0	
20 A	Oregon	0 3										
21 A	Purdue	3 2										
21 H	Purdue	2 3										
<hr/>												
LAST 10 GAMES												
4 H	Minnesota	0 3	2 A	Nebraska	0 3							
3 H	Wisconsin	0 3	21 H	Purdue	2 3							
11 A	Michigan St.	0 3	48 H	Indiana	3 0							
15 A	Michigan	1 3	147 H	Northwestern	3 0							
60 A	Iowa	2 3	11 H	Michigan St.	3 0							

Non-Div. I Games:

Illinois

UCF

Average RPI Win:170

Average RPI Loss:55

WON-LOST
RECORD

WINNING
PCT. RANK

LAST 10
GAMES

STRENGTH OF
SCHEDULE

OPP. STRENGTH
OF SCHEDULE

TEAM
RPI

ADJ
RPI

CONF.
RPI

ADJ CONF.
RPI

DIV. I ONLY

DIV. I NON-CONF.

21- 8

10- 3

.72414

.76923

56

45

7- 3

0- 0

82

167

101

171

50

81

.58953

.56457

51

81

6

9

6

10

TOTALS

RPI 1-25

RPI 26-50

W-L RECORDS

RPI 51-100

RPI 101-150

RPI 150+

21- 8

0- 0

0- 5

OVERALL

4- 2

3- 1

14- 0

12- 5

0- 0

0- 3

HOME

1- 1

1- 1

10- 0

6- 3

0- 0

0- 2

AWAY

3- 1

1- 0

2- 0

3- 0

0- 0

0- 0

NEUTRAL

0- 0

1- 0

2- 0

10- 3

0- 0

0- 1

NON-CONFERENCE

0- 1

1- 1

9- 0

8- 2

0- 0

0- 1

HOME

0- 0

0- 1

8- 0

0- 1

0- 0

0- 0

AWAY

0- 1

0- 0

0- 0

2- 0

0- 0

0- 0

NEUTRAL

0- 0

1- 0

1- 0

11- 5

0- 0

0- 4

CONFERENCE

4- 1

2- 0

5- 0

4- 3

0- 0

0- 2

HOME

1- 1

1- 0

2- 0

6- 2

0- 0

0- 2

AWAY

3- 0

1- 0

2- 0

1- 0

0- 0

0- 0

NEUTRAL

0- 0

0- 0

1- 0

RPI S Opponent Score

RPI S Opponent Score

RPI S Opponent Score

RPI S Opponent Score

27 H Florida St. 0 3

34 A Cincinnati 1 3

34 H Cincinnati 2 3

39 A SMU 0 3

39 H SMU 0 3

52 A Temple 3 2

57 A Southern Ill. 2 3

66 A Tulsa 3 0

66 H Tulsa 3 0

93 H Tulane 0 3

97 A UConn 3 0

108 N Northern Ariz. 3 1

117 H LSU 2 3

120 A South Fla. 3 0

120 H South Fla. 3 0

174 H Seattle U 3 0

176 H Fla. Atlantic 3 1

184 A East Carolina 3 1

184 H East Carolina 3 0

187 A Memphis 3 1

187 H Memphis 3 0

192 H Kent St. 3 1

194 N Western Mich. 3 0

210 H Central Mich. 3 2

219 H Central Ark. 3 1

236 N Houston 3 0

247 H Stony Brook 3 0

257 H UNC Asheville 3 0

295 H Stetson 3 0

LAST 10 GAMES

34 H Cincinnati 2 3

39 H SMU 0 3

66 H Tulsa 3 0

52 A Temple 3 2

97 A UConn 3 0

Non-Div. I Games:

UCF

Average RPI Win: 156		WON-LOST	WINNING	LAST 10	STRENGTH OF		OPP. STRENGTH	TEAM	ADJ		CONF.	ADJ CONF.
Average RPI Loss: 82		RECORD	PCT. RANK	GAMES	SCHEDULE		OF SCHEDULE	RPI	RPI		RPI	RPI
DIV. I ONLY		19- 7	.73077	53	7- 3		99	84	51	.58949	52	6
DIV. I NON-CONF.		7- 3	.7	71	0- 0		164	108	95	.55404	96	9
TOTALS		RPI 1-25	RPI 26-50		W-L RECORDS		RPI 51-100		RPI 101-150		RPI 150+	
19- 7	0- 0		2- 2		OVERALL		5- 3		1- 1		11- 1	
8- 5	0- 0		0- 2		HOME		1- 2		1- 1		6- 0	
10- 0	0- 0		2- 0		AWAY		3- 0		0- 0		5- 0	
1- 2	0- 0		0- 0		NEUTRAL		1- 1		0- 0		0- 1	
7- 3	0- 0		0- 1		NON-CONFERENCE		1- 1		1- 0		5- 1	
4- 1	0- 0		0- 1		HOME		0- 0		1- 0		3- 0	
2- 0	0- 0		0- 0		AWAY		0- 0		0- 0		2- 0	
1- 2	0- 0		0- 0		NEUTRAL		1- 1		0- 0		0- 1	
12- 4	0- 0		2- 1		CONFERENCE		4- 2		0- 1		6- 0	
4- 4	0- 0		0- 1		HOME		1- 2		0- 1		3- 0	
8- 0	0- 0		2- 0		AWAY		3- 0		0- 0		3- 0	
0- 0	0- 0		0- 0		NEUTRAL		0- 0		0- 0		0- 0	
RPI S	Opponent	Score	RPI S	Opponent	Score	RPI S	Opponent	Score	RPI S	Opponent	Score	
			34 A	Cincinnati	3 0	51 H	UCF	2 3	108 H	Northern Ariz.	3 1	
			34 H	Cincinnati	2 3	62 N	Alabama	1 3	120 H	South Fla.	0 3	
			39 A	SMU	3 2	66 A	Tulsa	3 0	158 H	New Hampshire	3 1	
			44 H	Cleveland St.	2 3	75 N	Villanova	3 0	170 N	Virginia Tech	2 3	
						93 A	Tulane	3 0	184 A	East Carolina	3 1	
						93 H	Tulane	2 3	184 H	East Carolina	3 0	
						97 A	UConn	3 2	187 A	Memphis	3 2	
						97 H	UConn	3 0	187 H	Memphis	3 2	
									190 H	Rutgers	3 0	
									215 A	Penn	3 0	
									236 A	Houston	3 0	
									236 H	Houston	3 1	
									264 A	La Salle	3 1	
									311 H	Hampton	3 0	
LAST 10 GAMES												
			184 H	East Carolina	3 0	97 H	UConn	3 0				
			34 H	Cincinnati	2 3	34 A	Cincinnati	3 0				
			93 A	Tulane	3 0	184 A	East Carolina	3 1				
			236 A	Houston	3 0	51 H	UCF	2 3				
			187 H	Memphis	3 2	120 H	South Fla.	0 3				

Non-Div. I Games:

Temple

Average RPI Win: 192		WON-LOST	WINNING	LAST 10	STRENGTH OF		OPP. STRENGTH	TEAM	ADJ		CONF.	ADJ CONF.
Average RPI Loss: 53		RECORD	PCT. RANK	GAMES	SCHEDULE		OF SCHEDULE	RPI	RPI		RPI	RPI
DIV. I ONLY		23- 7	.76667	37	130		129	56	.58524		53	22
DIV. I NON-CONF.		8- 6	.57143	138	61		30	69	.57965		63	19
TOTALS		RPI 1-25	RPI 26-50		W-L RECORDS		RPI 51-100		RPI 101-150		RPI 150+	
23- 7	0- 1	2- 3		OVERALL		4- 3		0- 0		17- 0		
9- 2	0- 0	0- 1		HOME		1- 1		0- 0		8- 0		
10- 3	0- 0	2- 1		AWAY		1- 2		0- 0		7- 0		
4- 2	0- 1	0- 1		NEUTRAL		2- 0		0- 0		2- 0		
8- 6	0- 1	1- 3		NON-CONFERENCE		3- 2		0- 0		4- 0		
2- 2	0- 0	0- 1		HOME		0- 1		0- 0		2- 0		
2- 2	0- 0	1- 1		AWAY		1- 1		0- 0		0- 0		
4- 2	0- 1	0- 1		NEUTRAL		2- 0		0- 0		2- 0		
15- 1	0- 0	1- 0		CONFERENCE		1- 1		0- 0		13- 0		
7- 0	0- 0	0- 0		HOME		1- 0		0- 0		6- 0		
8- 1	0- 0	1- 0		AWAY		0- 1		0- 0		7- 0		
0- 0	0- 0	0- 0		NEUTRAL		0- 0		0- 0		0- 0		
RPI S	Opponent	Score		RPI S	Opponent	Score		RPI S	Opponent	Score		
16 N	Western Ky.	1	3	28 A	TCU	2	3	56 N	Cal Poly	3	2	
				42 A	Coastal Caro.	3	2	66 H	Tulsa	0	3	
				44 N	Cleveland St.	1	3	76 N	North Carolina St.	3	0	
				47 H	Missouri St.	1	3	82 A	Saint Louis	3	1	
				48 A	Indiana	3	1	83 A	Texas St.	1	3	
								83 H	Texas St.	3	0	
								89 A	Ole Miss	1	3	
				LAST 10 GAMES								
				202 A	Little Rock	3	1	202 H	Little Rock	3	0	
				83 H	Texas St.	3	0	273 H	Troy	3	0	
				168 H	UT Arlington	3	1	191 H	South Ala.	3	0	
				250 A	Georgia St.	3	0	283 A	La.-Monroe	3	0	
				225 A	Ga. Southern	3	0	284 A	UL Lafayette	3	0	

Non-Div. I Games:

Arkansas St.

Average RPI Win:		150	WON-LOST RECORD		WINNING PCT. RANK		LAST 10 GAMES		STRENGTH OF SCHEDULE		OPP. STRENGTH OF SCHEDULE		TEAM RPI		ADJ RPI		CONF. RPI		ADJ CONF. RPI			
Average RPI Loss:		72																				
DIV. I ONLY			19- 9		.67857 79		4- 6		73		82		55		.58503 54		9		8			
DIV. I NON-CONF.			9- 3		.75 50		0- 0		37		89		32		.63164 33		6		6			
TOTALS		RPI 1-25		RPI 26-50		W-L RECORDS		RPI 51-100		RPI 101-150		RPI 150+										
19- 9		0- 3		2- 2		OVERALL		4- 2		4- 1		9- 1										
8- 6		0- 2		1- 2		HOME		2- 1		2- 0		3- 1										
7- 3		0- 1		1- 0		AWAY		1- 1		1- 1		4- 0										
4- 0		0- 0		0- 0		NEUTRAL		1- 0		1- 0		2- 0										
9- 3		0- 2		1- 1		NON-CONFERENCE		1- 0		3- 0		4- 0										
4- 2		0- 1		1- 1		HOME		0- 0		1- 0		2- 0										
1- 1		0- 1		0- 0		AWAY		0- 0		1- 0		0- 0										
4- 0		0- 0		0- 0		NEUTRAL		1- 0		1- 0		2- 0										
10- 6		0- 1		1- 1		CONFERENCE		3- 2		1- 1		5- 1										
4- 4		0- 1		0- 1		HOME		2- 1		1- 0		1- 1										
6- 2		0- 0		1- 0		AWAY		1- 1		0- 1		4- 0										
0- 0		0- 0		0- 0		NEUTRAL		0- 0		0- 0		0- 0										
RPI	S	Opponent		Score		RPI	S	Opponent		Score		RPI	S	Opponent		Score						
8	H	North Carolina		2	3	27	H	Florida St.		1	3	59	A	Duke		1	3	114	N	DePaul	3	2
11	A	Michigan St.		0	3	32	A	Pittsburgh		3	0	59	H	Duke		3	1	133	A	Rhode Island	3	1
21	H	Purdue		1	3	42	H	Coastal Caro.		0	3	76	H	North Carolina St.		3	0	146	H	Seton Hall	3	0
						44	H	Cleveland St.		3	0	92	N	San Diego St.		3	0	149	A	Louisville	1	3
												99	A	Miami (FL)		3	0	149	H	Louisville	3	0
												99	H	Miami (FL)		2	3	165	H	Howard	3	2
																		170	A	Virginia Tech	3	0
																		194	H	Western Mich.	3	0
																		207	A	Syracuse	3	0
																		211	N	UMES	3	0
																		230	A	Boston College	3	0
																		234	H	Virginia	2	3
																		239	A	Wake Forest	3	0
																		239	H	Wake Forest	3	1
																		247	N	Stony Brook	3	0
LAST 10 GAMES																						
						234	H	Virginia		2	3	99	H	Miami (FL)		2	3					
						149	A	Louisville		1	3	170	A	Virginia Tech		3	0					
						59	A	Duke		1	3	32	A	Pittsburgh		3	0					
						239	A	Wake Forest		3	0	76	H	North Carolina St.		3	0					
						27	H	Florida St.		1	3	8	H	North Carolina		2	3					

Non-Div. I Games:

Notre Dame

Average RPI Win: 157		WON-LOST RECORD		WINNING PCT. RANK		LAST 10 GAMES		STRENGTH OF SCHEDULE		OPP. STRENGTH OF SCHEDULE		TEAM RPI		ADJ RPI		CONF. RPI		ADJ CONF. RPI	
Average RPI Loss: 80																			
DIV. I ONLY		20- 9		.68966 74		6- 4		66		97		53		.58471 55		8		9	
DIV. I NON-CONF.		10- 3		.76923 45		0- 0		120		107		58		.58709 58		12		12	
TOTALS		RPI 1-25		RPI 26-50		W-L RECORDS		RPI 51-100		RPI 101-150		RPI 150+							
20- 9		0- 2		0- 0		OVERALL		4- 4		6- 3		10- 0							
12- 0		0- 0		0- 0		HOME		4- 0		4- 0		4- 0							
4- 7		0- 1		0- 0		AWAY		0- 4		1- 2		3- 0							
4- 2		0- 1		0- 0		NEUTRAL		0- 0		1- 1		3- 0							
10- 3		0- 2		0- 0		NON-CONFERENCE		0- 0		4- 1		6- 0							
4- 0		0- 0		0- 0		HOME		0- 0		2- 0		2- 0							
2- 1		0- 1		0- 0		AWAY		0- 0		1- 0		1- 0							
4- 2		0- 1		0- 0		NEUTRAL		0- 0		1- 1		3- 0							
10- 6		0- 0		0- 0		CONFERENCE		4- 4		2- 2		4- 0							
8- 0		0- 0		0- 0		HOME		4- 0		2- 0		2- 0							
2- 6		0- 0		0- 0		AWAY		0- 4		0- 2		2- 0							
0- 0		0- 0		0- 0		NEUTRAL		0- 0		0- 0		0- 0							
RPI S	Opponent	Score		RPI S	Opponent	Score		RPI S	Opponent	Score		RPI S	Opponent	Score					
24 A	UNLV	0	3					58 A	James Madison	1	3	101 A	UNCW	1	3				
25 N	Penn St.	1	3					58 H	James Madison	3	0	101 H	UNCW	3	2				
								81 A	Towson	0	3	104 H	American	3	0				
								81 H	Towson	3	1	105 A	Delaware	1	3				
								88 A	Northeastern	0	3	105 H	Delaware	3	0				
								88 H	Northeastern	3	2	106 N	Sacramento St.	3	1				
								90 A	Col. of Charleston	1	3	137 A	Army West Point	3	1				
								90 H	Col. of Charleston	3	1	144 N	CSUN	2	3				
												146 H	Seton Hall	3	2				
												156 N	CSU Bakersfield	3	1				
												183 N	Valparaiso	3	2				
												189 A	Elon	3	2				
												189 H	Elon	3	0				
												207 A	Syracuse	3	0				
												226 A	William & Mary	3	0				
												226 H	William & Mary	3	1				
												228 H	Fort Wayne	3	2				
												247 H	Stony Brook	3	0				
												279 N	Siena	3	0				
				LAST 10 GAMES															
				189 A	Elon	3	2	88 H	Northeastern	3	2								
				105 A	Delaware	1	3	58 A	James Madison	1	3								
				81 A	Towson	0	3	226 A	William & Mary	3	0								
				90 H	Col. of Charleston	3	1	88 A	Northeastern	0	3								
				101 H	UNCW	3	2	189 H	Elon	3	0								

Non-Div. I Games:

Hofstra

Average RPI Win:		163	WON-LOST RECORD		WINNING PCT. RANK		LAST 10 GAMES		STRENGTH OF SCHEDULE		OPP. STRENGTH OF SCHEDULE		TEAM RPI		ADJ RPI		CONF. RPI		ADJ CONF. RPI	
Average RPI Loss:		41																		
DIV. I ONLY			17- 8		.68 77		8- 2		88		73		57		.58434 56		13		12	
DIV. I NON-CONF.			7- 4		.63636 110		0- 0		19		17		35		.63216 32		10		9	
TOTALS		RPI 1-25		RPI 26-50		W-L RECORDS		RPI 51-100		RPI 101-150		RPI 150+								
17- 8		1- 3		0- 1		OVERALL		4- 4		4- 0		8- 0								
4- 3		0- 0		0- 1		HOME		0- 2		1- 0		3- 0								
8- 3		0- 2		0- 0		AWAY		2- 1		2- 0		4- 0								
5- 2		1- 1		0- 0		NEUTRAL		2- 1		1- 0		1- 0								
7- 4		1- 3		0- 0		NON-CONFERENCE		3- 1		2- 0		1- 0								
0- 0		0- 0		0- 0		HOME		0- 0		0- 0		0- 0								
2- 2		0- 2		0- 0		AWAY		1- 0		1- 0		0- 0								
5- 2		1- 1		0- 0		NEUTRAL		2- 1		1- 0		1- 0								
10- 4		0- 0		0- 1		CONFERENCE		1- 3		2- 0		7- 0								
4- 3		0- 0		0- 1		HOME		0- 2		1- 0		3- 0								
6- 1		0- 0		0- 0		AWAY		1- 1		1- 0		4- 0								
0- 0		0- 0		0- 0		NEUTRAL		0- 0		0- 0		0- 0								
RPI S	Opponent		Score		RPI S	Opponent		Score		RPI S	Opponent		Score		RPI S	Opponent		Score		
6 A	BYU		0 3		36 H	Hawaii		1 3		53 N	Arkansas St.		2 3		106 A	Sacramento St.		3 0		
7 A	Stanford		2 3							61 A	Long Beach St.		0 3		125 N	Utah Valley		3 0		
16 N	Western Ky.		3 1							61 H	Long Beach St.		1 3		144 A	CSUN		3 2		
21 N	Purdue		1 3							77 N	Rice		3 1		144 H	CSUN		3 1		
										82 A	Saint Louis		3 1		151 A	UC Davis		3 2		
										85 N	Nevada		3 1		178 A	UC Irvine		3 1		
										86 A	UC Santa Barbara		3 0		178 H	UC Irvine		3 0		
										86 H	UC Santa Barbara		0 3		265 A	UC Riverside		3 0		
															265 H	UC Riverside		3 0		
															287 A	Cal St. Fullerton		3 0		
															287 H	Cal St. Fullerton		3 0		
															292 N	Grand Canyon		3 1		
LAST 10 GAMES																				
	287 H Cal St. Fullerton		3 0			61 H Long Beach St.		1 3												
	265 H UC Riverside		3 0			144 H CSUN		3 1												
	151 A UC Davis		3 2			265 A UC Riverside		3 0												
	178 A UC Irvine		3 1			287 A Cal St. Fullerton		3 0												
	86 H UC Santa Barbara		0 3			86 A UC Santa Barbara		3 0												

Non-Div. I Games:

Cal Poly

Average RPI Win:	174	WON-LOST RECORD	WINNING PCT. RANK	LAST 10 GAMES	STRENGTH OF SCHEDULE	OPP. STRENGTH OF SCHEDULE	TEAM RPI	ADJ RPI	CONF. RPI	ADJ CONF. RPI	
Average RPI Loss:	69										
DIV. I ONLY	21- 9	.7	70	7- 3	91	109	58	.58415	57	11	11
DIV. I NON-CONF.	9- 5	.64286	105	0- 0	46	91	49	.60306	49	11	11
<hr/>											
TOTALS	RPI 1-25	RPI 26-50		W-L RECORDS	RPI 51-100		RPI 101-150		RPI 150+		
21- 9	0- 2	3- 3		OVERALL	1- 1		3- 1		14- 2		
9- 2	0- 0	1- 0		HOME	1- 0		2- 1		5- 1		
8- 5	0- 1	1- 3		AWAY	0- 0		1- 0		6- 1		
4- 2	0- 1	1- 0		NEUTRAL	0- 1		0- 0		3- 0		
<hr/>											
9- 5	0- 2	1- 1		NON-CONFERENCE	1- 1		1- 1		6- 0		
3- 1	0- 0	0- 0		HOME	1- 0		1- 1		1- 0		
2- 2	0- 1	0- 1		AWAY	0- 0		0- 0		2- 0		
4- 2	0- 1	1- 0		NEUTRAL	0- 1		0- 0		3- 0		
<hr/>											
12- 4	0- 0	2- 2		CONFERENCE	0- 0		2- 0		8- 2		
6- 1	0- 0	1- 0		HOME	0- 0		1- 0		4- 1		
6- 3	0- 0	1- 2		AWAY	0- 0		1- 0		4- 1		
0- 0	0- 0	0- 0		NEUTRAL	0- 0		0- 0		0- 0		
<hr/>											
RPI S	Opponent	Score	RPI S	Opponent	Score	RPI S	Opponent	Score	RPI S	Opponent	Score
11 N	Michigan St.	0 3	31 A	Dayton	0 3	51 H	UCF	3 2	108 H	Northern Ariz.	1 3
16 A	Western Ky.	1 3	34 N	Cincinnati	3 2	63 N	Loyola Marymount	0 3	115 A	Illinois St.	3 2
			37 A	Wichita St.	0 3				115 H	Illinois St.	3 1
			45 A	UNI	1 3				118 H	Murray St.	3 0
			45 H	UNI	3 2				157 A	Loyola Chicago	1 3
			47 A	Missouri St.	3 2				157 H	Loyola Chicago	1 3
									175 N	Duquesne	3 0
									185 A	IUPUI	3 1
									194 H	Western Mich.	3 0
									196 A	Drake	3 1
									196 H	Drake	3 1
									210 N	Central Mich.	3 0
									213 N	Youngstown St.	3 1
									224 A	Indiana St.	3 1
									224 H	Indiana St.	3 0
									254 A	Evansville	3 2
									254 H	Evansville	3 0
									260 A	Bradley	3 0
									260 H	Bradley	3 0
									294 A	Southeast Mo. St.	3 0
<hr/>											
			LAST 10 GAMES								
			254 A	Evansville	3 2	45 A	UNI	1 3			
			224 A	Indiana St.	3 1	196 A	Drake	3 1			
			115 A	Illinois St.	3 2	254 H	Evansville	3 0			
			260 H	Bradley	3 0	37 A	Wichita St.	0 3			
			157 H	Loyola Chicago	1 3	115 H	Illinois St.	3 1			

Non-Div. I Games:

Southern Ill.

Average RPI Win:	172	WON-LOST RECORD	WINNING PCT. RANK	LAST 10 GAMES	STRENGTH OF SCHEDULE	OPP. STRENGTH OF SCHEDULE	TEAM RPI	ADJ RPI	CONF. RPI	ADJ CONF. RPI		
DIV. I ONLY		19- 10	.65517	85	8- 2	45	146	54	.58256	58	8	9
DIV. I NON-CONF.		8- 5	.61538	119	0- 0	78	249	92	.55822	92	12	12
<hr/>												
TOTALS	RPI 1-25	RPI 26-50		W-L RECORDS		RPI 51-100		RPI 101-150		RPI 150+		
19- 10	0- 1	0- 0		OVERALL		4- 6		3- 3		12- 0		
10- 2	0- 1	0- 0		HOME		3- 1		2- 0		5- 0		
6- 5	0- 0	0- 0		AWAY		1- 3		1- 2		4- 0		
3- 3	0- 0	0- 0		NEUTRAL		0- 2		0- 1		3- 0		
<hr/>												
8- 5	0- 1	0- 0		NON-CONFERENCE		0- 2		0- 2		8- 0		
3- 1	0- 1	0- 0		HOME		0- 0		0- 0		3- 0		
2- 1	0- 0	0- 0		AWAY		0- 0		0- 1		2- 0		
3- 3	0- 0	0- 0		NEUTRAL		0- 2		0- 1		3- 0		
<hr/>												
11- 5	0- 0	0- 0		CONFERENCE		4- 4		3- 1		4- 0		
7- 1	0- 0	0- 0		HOME		3- 1		2- 0		2- 0		
4- 4	0- 0	0- 0		AWAY		1- 3		1- 1		2- 0		
0- 0	0- 0	0- 0		NEUTRAL		0- 0		0- 0		0- 0		
<hr/>												
RPI S	Opponent	Score		RPI S	Opponent	Score		RPI S	Opponent	Score		
13 H	Washington	0 3						55 A	Hofstra	0 3		
								55 H	Hofstra	3 1		
								67 N	Northern Ill.	0 3		
								75 N	Villanova	0 3		
								81 A	Towson	0 3		
								81 H	Towson	3 2		
								88 A	Northeastern	1 3		
								88 H	Northeastern	3 1		
								90 A	Col. of Charleston	3 2		
								90 H	Col. of Charleston	1 3		
								101 A	UNCW	3 2		
								101 H	UNCW	3 1		
								105 A	Delaware	2 3		
								105 H	Delaware	3 1		
								107 N	Tennessee	0 3		
								132 A	Fairfield	1 3		
								163 N	Sacred Heart	3 1		
								177 N	Colgate	3 0		
								189 A	Elon	3 1		
								189 H	Elon	3 1		
								201 A	Cornell	3 0		
								220 N	Marist	3 1		
								226 A	William & Mary	3 1		
								226 H	William & Mary	3 0		
								232 A	George Washington	3 1		
								250 H	Georgia St.	3 1		
								256 H	Holy Cross	3 0		
								323 H	N.C. Central	3 0		
<hr/>												
				LAST 10 GAMES								
				81 H	Towson	3 2		55 H	Hofstra	3 1		
				105 H	Delaware	3 1		189 H	Elon	3 1		
				101 A	UNCW	3 2		88 H	Northeastern	3 1		
				90 A	Col. of Charleston	3 2		105 A	Delaware	2 3		
				226 A	William & Mary	3 1		81 A	Towson	0 3		

Non-Div. I Games:

James Madison

Duke		Average RPI Win: 168	WON-LOST RECORD	WINNING PCT. RANK	LAST 10 GAMES	STRENGTH OF SCHEDULE	OPP. STRENGTH OF SCHEDULE	TEAM RPI	ADJ RPI	CONF. RPI	ADJ CONF. RPI
DIV. I ONLY		20-6		.76923 35	9-1	172	57	60	.581 59	9	8
DIV. I NON-CONF.		6-3		.66667 85	0-0	119	42	76	.56908 77	6	6
TOTALS		RPI 1-25		RPI 26-50	W-L RECORDS		RPI 51-100		RPI 101-150		RPI 150+
20-6	0-1			2-2	OVERALL		1-3		4-0		13-0
12-3	0-1			1-2	HOME		1-0		3-0		7-0
7-3	0-0			1-0	AWAY		0-3		1-0		5-0
1-0	0-0			0-0	NEUTRAL		0-0		0-0		1-0
6-3	0-0			0-1	NON-CONFERENCE		0-2		2-0		4-0
5-1	0-0			0-1	HOME		0-0		2-0		3-0
0-2	0-0			0-0	AWAY		0-2		0-0		0-0
1-0	0-0			0-0	NEUTRAL		0-0		0-0		1-0
14-3	0-1			2-1	CONFERENCE		1-1		2-0		9-0
7-2	0-1			1-1	HOME		1-0		1-0		4-0
7-1	0-0			1-0	AWAY		0-1		1-0		5-0
0-0	0-0			0-0	NEUTRAL		0-0		0-0		0-0
RPI S Opponent	Score	RPI S Opponent	Score	RPI S Opponent	Score	RPI S Opponent	Score	RPI S Opponent	Score		
8 H North Carolina	1 3	28 H TCU	2 3	54 A Notre Dame	1 3	101 H UNCW	3 2				
		32 A Pittsburgh	3 0	54 H Notre Dame	3 1	117 H LSU	3 0				
		32 H Pittsburgh	3 1	61 A Long Beach St.	2 3	149 A Louisville	3 0				
		49 H Georgia Tech	1 3	63 A Loyola Marymount	0 3	149 H Louisville	3 0				
						154 H UNCG	3 0				
						170 A Virginia Tech	3 0				
						170 H Virginia Tech	3 1				
						180 H Campbell	3 0				
						200 N Harvard	3 0				
						207 A Syracuse	3 1				
						221 H Clemson	3 0				
						230 A Boston College	3 1				
						234 A Virginia	3 2				
						234 H Virginia	3 1				
						239 A Wake Forest	3 2				
						239 H Wake Forest	3 1				
						249 H Eastern Ky.	3 2				
		LAST 10 GAMES									
		32 A Pittsburgh	3 0	230 A Boston College	3 1						
		170 A Virginia Tech	3 0	49 H Georgia Tech	1 3						
		54 H Notre Dame	3 1	221 H Clemson	3 0						
		149 H Louisville	3 0	234 H Virginia	3 1						
		207 A Syracuse	3 1	239 A Wake Forest	3 2						

Non-Div. I Games:

Duke

Iowa						Through Games Of Nov. 13, 2016																				
Average RPI Win:		143	WON-LOST RECORD		WINNING PCT. RANK		LAST 10 GAMES		STRENGTH OF SCHEDULE		OPP. STRENGTH OF SCHEDULE		TEAM RPI		ADJ RPI		CONF. RPI		ADJ CONF. RPI							
DIV. I ONLY			18- 10			.64286 91			4- 6			95			22			65			.58033 60			1 1		
DIV. I NON-CONF.			10- 2			.83333 27			0- 0			188			104			61			.5787 66			1 1		
TOTALS		RPI 1-25		RPI 26-50		W-L RECORDS		RPI 51-100		RPI 101-150		RPI 150+														
18- 10		1- 7		2- 2		OVERALL		2- 0		7- 1		6- 0														
10- 3		1- 2		2- 0		HOME		1- 0		4- 1		2- 0														
4- 7		0- 5		0- 2		AWAY		1- 0		2- 0		1- 0														
4- 0		0- 0		0- 0		NEUTRAL		0- 0		1- 0		3- 0														
10- 2		0- 0		0- 1		NON-CONFERENCE		2- 0		3- 1		5- 0														
5- 1		0- 0		0- 0		HOME		1- 0		2- 1		2- 0														
1- 1		0- 0		0- 1		AWAY		1- 0		0- 0		0- 0														
4- 0		0- 0		0- 0		NEUTRAL		0- 0		1- 0		3- 0														
8- 8		1- 7		2- 1		CONFERENCE		0- 0		4- 0		1- 0														
5- 2		1- 2		2- 0		HOME		0- 0		2- 0		0- 0														
3- 6		0- 5		0- 1		AWAY		0- 0		2- 0		1- 0														
0- 0		0- 0		0- 0		NEUTRAL		0- 0		0- 0		0- 0														
RPI	S	Opponent		Score		RPI	S	Opponent		Score		RPI	S	Opponent		Score										
2	A	Nebraska		0 3		29	A	Ohio St.		0 3		67	A	Northern Ill.		3 0										
3	H	Wisconsin		0 3		30	A	Iowa St.		0 3		91	H	South Dakota		3 0										
4	H	Minnesota		2 3		48	H	Indiana		3 0																
11	A	Michigan St.		0 3		50	H	Illinois		3 2																
15	A	Michigan		1 3																						
21	A	Purdue		1 3																						
21	H	Purdue		3 2																						
25	A	Penn St.		0 3																						
						LAST 10 GAMES																				
21 A Purdue						1 3						147 H Northwestern						3 1								
2 A Nebraska						0 3						3 H Wisconsin						0 3								
25 A Penn St.						0 3						4 H Minnesota						2 3								
190 A Rutgers						3 0						29 A Ohio St.						0 3								
50 H Illinois						3 2						113 A Maryland						3 0								

Non-Div. I Games:

Iowa

Average RPI Win:	128	WON-LOST RECORD	WINNING PCT. RANK	LAST 10 GAMES	STRENGTH OF SCHEDULE	OPP. STRENGTH OF SCHEDULE	TEAM RPI	ADJ RPI	CONF. RPI	ADJ CONF. RPI	
Average RPI Loss:	79										
DIV. I ONLY	17- 9	.65385	88	8- 2	79	53	59	.57973	61	13	12
DIV. I NON-CONF.	6- 7	.46154	190	0- 0	93	16	118	.53577	118	10	9
<hr/>											
TOTALS	RPI 1-25	RPI 26-50		W-L RECORDS	RPI 51-100		RPI 101-150		RPI 150+		
17- 9	0- 2	1- 2		OVERALL	6- 2		4- 2		6- 1		
10- 4	0- 1	1- 1		HOME	4- 0		2- 1		3- 1		
5- 4	0- 1	0- 1		AWAY	2- 1		1- 1		2- 0		
2- 1	0- 0	0- 0		NEUTRAL	0- 1		1- 0		1- 0		
<hr/>											
6- 7	0- 2	0- 1		NON-CONFERENCE	2- 2		2- 2		2- 0		
4- 3	0- 1	0- 1		HOME	2- 0		1- 1		1- 0		
0- 3	0- 1	0- 0		AWAY	0- 1		0- 1		0- 0		
2- 1	0- 0	0- 0		NEUTRAL	0- 1		1- 0		1- 0		
<hr/>											
11- 2	0- 0	1- 1		CONFERENCE	4- 0		2- 0		4- 1		
6- 1	0- 0	1- 0		HOME	2- 0		1- 0		2- 1		
5- 1	0- 0	0- 1		AWAY	2- 0		1- 0		2- 0		
0- 0	0- 0	0- 0		NEUTRAL	0- 0		0- 0		0- 0		
<hr/>											
RPI S	Opponent	Score	RPI S	Opponent	Score	RPI S	Opponent	Score	RPI S	Opponent	Score
8 A	San Diego	1 3	36 A	Hawaii	0 3	56 A	Cal Poly	3 1	110 H	Pepperdine	3 2
12 H	UCLA	1 3	36 H	Hawaii	3 2	56 H	Cal Poly	3 0	127 H	Arizona St.	2 3
			41 H	Washington St.	0 3	59 H	Duke	3 2	141 A	Portland St.	1 3
						63 H	Loyola Marymount	3 0	142 N	Texas Tech	3 0
						74 N	Colorado	0 3	144 A	CSUN	3 0
						86 A	UC Santa Barbara	3 2	144 H	CSUN	3 0
						86 H	UC Santa Barbara	3 0	151 A	UC Davis	3 0
						92 A	San Diego St.	0 3	151 H	UC Davis	3 0
									155 H	California	3 1
									178 H	UC Irvine	2 3
									182 N	San Jose St.	3 2
									265 A	UC Riverside	3 1
									287 H	Cal St. Fullerton	3 0
<hr/>											
LAST 10 GAMES											
144 A CSUN 3 0						56 A Cal Poly 3 1					
36 A Hawaii 0 3						86 A UC Santa Barbara 3 2					
287 H Cal St. Fullerton 3 0						144 H CSUN 3 0					
151 H UC Davis 3 0						36 H Hawaii 3 2					
178 H UC Irvine 2 3						265 A UC Riverside 3 1					

Non-Div. I Games:

Long Beach St.

Non-Div. I Games:

Alabama

Average RPI Win:		204	WON-LOST RECORD		WINNING PCT. RANK		LAST 10 GAMES		STRENGTH OF SCHEDULE		OPP. STRENGTH OF SCHEDULE		TEAM RPI		ADJ RPI		CONF. RPI		ADJ CONF. RPI				
DIV. I ONLY			25- 5	.83333	14	8- 2		181		167	62	.57851	64	17	20								
DIV. I NON-CONF.			14- 2	.875	19	1- 0		155		144	50	.59954	50	18	18								
TOTALS		RPI 1-25		RPI 26-50		W-L RECORDS		RPI 51-100		RPI 101-150		RPI 150+											
25- 5		0- 1		1- 0		OVERALL		2- 2		5- 2		17- 0											
14- 1		0- 0		1- 0		HOME		0- 1		3- 0		10- 0											
8- 2		0- 0		0- 0		AWAY		1- 0		1- 2		6- 0											
3- 2		0- 1		0- 0		NEUTRAL		1- 1		1- 0		1- 0											
14- 2		0- 1		1- 0		NON-CONFERENCE		1- 1		3- 0		9- 0											
8- 0		0- 0		1- 0		HOME		0- 0		1- 0		6- 0											
3- 0		0- 0		0- 0		AWAY		0- 0		1- 0		2- 0											
3- 2		0- 1		0- 0		NEUTRAL		1- 1		1- 0		1- 0											
11- 3		0- 0		0- 0		CONFERENCE		1- 1		2- 2		8- 0											
6- 1		0- 0		0- 0		HOME		0- 1		2- 0		4- 0											
5- 2		0- 0		0- 0		AWAY		1- 0		0- 2		4- 0											
0- 0		0- 0		0- 0		NEUTRAL		0- 0		0- 0		0- 0											
RPI	S	Opponent		Score		RPI	S	Opponent		Score		RPI	S	Opponent		Score							
16	N	Western Ky.		1	3	48	H	Indiana		3	2	65	A	Lipscomb		3	0	105	H	Delaware		3	0
												65	H	Lipscomb		0	3	109	A	Kennesaw St.		1	3
												75	N	Villanova		0	3	109	H	Kennesaw St.		3	2
												93	N	Tulane		3	0	136	A	Ohio		3	0
																		148	A	North Florida		2	3
																		148	H	North Florida		3	0
																		150	N	UTRGV		3	0
																		160	H	VCU		3	0
																		176	A	Fla. Atlantic		3	2
																		191	H	South Ala.		3	1
																		220	H	Marist		3	0
																		223	A	Jacksonville		3	0
																		223	H	Jacksonville		3	0
																		231	A	USC Upstate		3	2
																		231	H	USC Upstate		3	0
																		233	H	FIU		3	1
																		246	N	Abilene Christian		3	1
																		288	A	Bethune-Cookman		3	0
																		288	H	Bethune-Cookman		3	1
																		295	A	Stetson		3	0
																		295	H	Stetson		3	0
																		305	A	NJIT		3	0
																		305	H	NJIT		3	0
																		324	H	New Orleans		3	0
LAST 10 GAMES																							
																		305	A	NJIT		3	0
																		148	A	North Florida		2	3
																		288	H	Bethune-Cookman		3	1
																		295	A	Stetson		3	0
																		148	H	North Florida		3	0
																		223	H	Jacksonville		3	0

Non-Div. I Games:

FGCU

Average RPI Win:	182	WON-LOST RECORD	WINNING PCT. RANK	LAST 10 GAMES	STRENGTH OF SCHEDULE	OPP. STRENGTH OF SCHEDULE	TEAM RPI	ADJ RPI	CONF. RPI	ADJ CONF. RPI			
Average RPI Loss:	71												
DIV. I ONLY		20- 7	.74074	50	10- 0	127	106	61	.57823	65	17	20	
DIV. I NON-CONF.		8- 5	.61538	119	1- 0	90	15	64	.57724	68	18	18	
<hr/>													
TOTALS	RPI 1-25	RPI 26-50		W-L RECORDS		RPI 51-100		RPI 101-150		RPI 150+			
20- 7	0- 3	0- 0		OVERALL		3- 1		7- 3		10- 0			
9- 2	0- 0	0- 0		HOME		1- 1		2- 1		6- 0			
8- 4	0- 3	0- 0		AWAY		1- 0		3- 1		4- 0			
3- 1	0- 0	0- 0		NEUTRAL		1- 0		2- 1		0- 0			
<hr/>													
8- 5	0- 3	0- 0		NON-CONFERENCE		2- 0		4- 2		2- 0			
4- 0	0- 0	0- 0		HOME		1- 0		1- 0		2- 0			
1- 4	0- 3	0- 0		AWAY		0- 0		1- 1		0- 0			
3- 1	0- 0	0- 0		NEUTRAL		1- 0		2- 1		0- 0			
<hr/>													
12- 2	0- 0	0- 0		CONFERENCE		1- 1		3- 1		8- 0			
5- 2	0- 0	0- 0		HOME		0- 1		1- 1		4- 0			
7- 0	0- 0	0- 0		AWAY		1- 0		2- 0		4- 0			
0- 0	0- 0	0- 0		NEUTRAL		0- 0		0- 0		0- 0			
<hr/>													
RPI S	Opponent	Score		RPI S	Opponent	Score		RPI S	Opponent	Score			
1 A	Texas	1	3			64 A	FGCU	3	0	109 A	Kennesaw St.	3	0
16 A	Western Ky.	2	3			64 H	FGCU	0	3	109 H	Kennesaw St.	2	3
18 A	Kentucky	0	3			89 H	Ole Miss	3	0	110 A	Pepperdine	3	1
						99 N	Miami (FL)	3	1	133 N	Rhode Island	3	0
										137 N	Army West Point	1	3
										144 N	CSUN	3	1
										147 H	Northwestern	3	1
										148 A	North Florida	3	0
										148 H	North Florida	3	0
										149 A	Louisville	2	3
										170 H	Virginia Tech	3	0
										173 H	Belmont	3	1
										223 A	Jacksonville	3	0
										223 H	Jacksonville	3	0
										231 A	USC Upstate	3	2
										231 H	USC Upstate	3	1
										295 A	Stetson	3	1
										295 H	Stetson	3	1
										305 A	NJIT	3	0
										305 H	NJIT	3	0
				LAST 10 GAMES									
				148 H	North Florida	3	0	231 A	USC Upstate	3	2		
				223 H	Jacksonville	3	0	109 A	Kennesaw St.	3	0		
				295 A	Stetson	3	1	173 H	Belmont	3	1		
				64 A	FGCU	3	0	231 H	USC Upstate	3	1		
				305 A	NJIT	3	0	305 H	NJIT	3	0		

Non-Div. I Games:

Lipscomb

Average RPI Win: 167		WON-LOST RECORD	WINNING PCT. RANK	LAST 10 GAMES	STRENGTH OF SCHEDULE	OPP. STRENGTH OF SCHEDULE	TEAM RPI	ADJ RPI		CONF. RPI	ADJ CONF. RPI	
Average RPI Loss: 82												
DIV. I ONLY		18- 10	.64286	91	5- 5	57	120	66	.57762	66	6	6
DIV. I NON-CONF.		11- 1	.91667	7	0- 0	75	235	29	.63685	31	9	10
<hr/>												
TOTALS		RPI 1-25		RPI 26-50		W-L RECORDS		RPI 51-100		RPI 101-150		RPI 150+
18- 10		0- 0		1- 2		OVERALL		4- 6		2- 1		11- 1
9- 5		0- 0		0- 1		HOME		2- 4		1- 0		6- 0
5- 5		0- 0		1- 1		AWAY		2- 2		0- 1		2- 1
4- 0		0- 0		0- 0		NEUTRAL		0- 0		1- 0		3- 0
11- 1		0- 0		0- 0		NON-CONFERENCE		3- 1		1- 0		7- 0
5- 1		0- 0		0- 0		HOME		1- 1		0- 0		4- 0
2- 0		0- 0		0- 0		AWAY		2- 0		0- 0		0- 0
4- 0		0- 0		0- 0		NEUTRAL		0- 0		1- 0		3- 0
7- 9		0- 0		1- 2		CONFERENCE		1- 5		1- 1		4- 1
4- 4		0- 0		0- 1		HOME		1- 3		1- 0		2- 0
3- 5		0- 0		1- 1		AWAY		0- 2		0- 1		2- 1
0- 0		0- 0		0- 0		NEUTRAL		0- 0		0- 0		0- 0
RPI S	Opponent	Score	RPI S	Opponent	Score	RPI S	Opponent	Score	RPI S	Opponent	Score	
			34 A Cincinnati	3 1	51 A UCF	0 3	109 N Kennesaw St.	3 1				
			34 H Cincinnati	2 3	51 H UCF	0 3	120 A South Fla.	1 3				
			39 A SMU	1 3	52 H Temple	0 3	120 H South Fla.	3 2				
					53 A Arkansas St.	3 0	162 N SFA	3 1				
					62 H Alabama	3 2	184 A East Carolina	3 0				
					83 A Texas St.	3 1	184 H East Carolina	3 1				
					91 H South Dakota	0 3	187 A Memphis	1 3				
					93 A Tulane	2 3	219 N Central Ark.	3 1				
					93 H Tulane	3 1	226 H Oral Roberts	3 1				
					97 H UConn	0 3	236 A Houston	3 2				
							236 H Houston	3 0				
							245 H Incarnate Word	3 1				
							251 H Northwestern St.	3 1				
							252 H Louisiana Tech	3 1				
							263 N UT Martin	3 0				
<hr/>												
LAST 10 GAMES												
			51 H UCF	0 3	93 H Tulane	3 1						
			120 H South Fla.	3 2	120 A South Fla.	1 3						
			34 A Cincinnati	3 1	51 A UCF	0 3						
			184 A East Carolina	3 0	187 A Memphis	1 3						
			236 H Houston	3 0	39 A SMU	1 3						

Non-Div. I Games:

Tulsa

Average RPI Win:		194	WON-LOST RECORD		WINNING PCT. RANK		LAST 10 GAMES		STRENGTH OF SCHEDULE		OPP. STRENGTH OF SCHEDULE		TEAM RPI		ADJ RPI		CONF. RPI		ADJ CONF. RPI		
DIV. I ONLY			23- 5		.82143	17	9- 1		183		132		63		.57714		67	15		15	
DIV. I NON-CONF.			8- 4		.66667	85	0- 0		134		84		89		.55955		90	15		15	
TOTALS		RPI 1-25		RPI 26-50		W-L RECORDS		RPI 51-100		RPI 101-150		RPI 150+									
23- 5		0- 1		0- 2		OVERALL		1- 1		6- 1		16- 0									
10- 1		0- 0		0- 0		HOME		0- 1		3- 0		7- 0									
9- 2		0- 0		0- 2		AWAY		0- 0		2- 0		7- 0									
4- 2		0- 1		0- 0		NEUTRAL		1- 0		1- 1		2- 0									
8- 4		0- 1		0- 1		NON-CONFERENCE		1- 1		2- 1		5- 0									
2- 1		0- 0		0- 0		HOME		0- 1		1- 0		1- 0									
2- 1		0- 0		0- 1		AWAY		0- 0		0- 0		2- 0									
4- 2		0- 1		0- 0		NEUTRAL		1- 0		1- 1		2- 0									
15- 1		0- 0		0- 1		CONFERENCE		0- 0		4- 0		11- 0									
8- 0		0- 0		0- 0		HOME		0- 0		2- 0		6- 0									
7- 1		0- 0		0- 1		AWAY		0- 0		2- 0		5- 0									
0- 0		0- 0		0- 0		NEUTRAL		0- 0		0- 0		0- 0									
RPI	S	Opponent		Score		RPI	S	Opponent		Score		RPI	S	Opponent		Score					
13	N	Washington		0	3	36	A	Hawaii		0	3	58	N	James Madison		3	0				
						46	A	Miami (OH)		0	3	60	H	Iowa		0	3				
														107	N	Tennessee		3	0		
														114	H	DePaul		3	1		
														116	H	Bowling Green		3	1		
														125	N	Utah Valley		2	3		
														136	A	Ohio		3	2		
														143	A	Toledo		3	0		
														143	H	Toledo		3	2		
														157	H	Loyola Chicago		3	1		
														192	A	Kent St.		3	2		
														194	A	Western Mich.		3	1		
														194	H	Western Mich.		3	1		
														203	A	Ball St.		3	2		
														203	H	Ball St.		3	0		
														204	A	North Dakota St.		3	1		
														210	A	Central Mich.		3	0		
														210	H	Central Mich.		3	1		
														232	A	George Washington		3	1		
														248	A	Eastern Mich.		3	0		
														248	H	Eastern Mich.		3	0		
														260	N	Bradley		3	0		
														289	H	Akron		3	2		
														296	N	South Dakota St.		3	0		
														303	H	Buffalo		3	0		
LAST 10 GAMES																					
		203 A Ball St.		3 2				194 A Western Mich.		3 1				296 N South Dakota St.		3 0					
		143 A Toledo		3 0				192 A Kent St.		3 2											
		210 H Central Mich.		3 1				136 A Ohio		3 2											
		248 H Eastern Mich.		3 0				289 H Akron		3 2											
		46 A Miami (OH)		0 3				303 H Buffalo		3 0											

Non-Div. I Games:

Northern Ill.

Non-Div. I Games:

South Carolina

Average RPI Win: 224		WON-LOST	WINNING	LAST 10	STRENGTH OF		OPP. STRENGTH	TEAM	ADJ	CONF.	ADJ CONF.
Average RPI Loss: 56		RECORD	PCT. RANK	GAMES	SCHEDULE		OF SCHEDULE	RPI	RPI	RPI	RPI
DIV. I ONLY		21- 7	.75 42	10- 0	126		207	68	.57266 70	28	28
DIV. I NON-CONF.		5- 7	.41667 212	0- 0	15		78	77	.56903 78	25	25
TOTALS		RPI 1-25	RPI 26-50	W-L RECORDS	RPI 51-100		RPI 101-150	RPI 150+			
21- 7	0- 3		0- 1	OVERALL	1- 2		2- 1	18- 0			
11- 1	0- 1		0- 0	HOME	1- 0		1- 0	9- 0			
8- 4	0- 1		0- 1	AWAY	0- 1		0- 1	8- 0			
2- 2	0- 1		0- 0	NEUTRAL	0- 1		1- 0	1- 0			
5- 7	0- 3		0- 1	NON-CONFERENCE	1- 2		2- 1	2- 0			
3- 1	0- 1		0- 0	HOME	1- 0		1- 0	1- 0			
0- 4	0- 1		0- 1	AWAY	0- 1		0- 1	0- 0			
2- 2	0- 1		0- 0	NEUTRAL	0- 1		1- 0	1- 0			
16- 0	0- 0		0- 0	CONFERENCE	0- 0		0- 0	16- 0			
8- 0	0- 0		0- 0	HOME	0- 0		0- 0	8- 0			
8- 0	0- 0		0- 0	AWAY	0- 0		0- 0	8- 0			
0- 0	0- 0		0- 0	NEUTRAL	0- 0		0- 0	0- 0			
RPI S	Opponent	Score	RPI S	Opponent	Score	RPI S	Opponent	Score	RPI S	Opponent	Score
3 A	Wisconsin	0 3	38 A	Baylor	1 3	77 A	Rice	1 3	150 A	UTRGV	2 3
8 N	San Diego	0 3				83 H	Texas St.	3 2	150 H	UTRGV	3 1
24 H	UNLV	1 3				94 N	Yale	1 3	150 N	UTRGV	3 2
									153 A	Sam Houston St.	3 0
									153 H	Sam Houston St.	3 2
									162 H	SFA	3 0
									168 H	UT Arlington	3 1
									206 A	Houston Baptist	3 1
									206 H	Houston Baptist	3 1
									219 A	Central Ark.	3 0
									245 A	Incarnate Word	3 1
									245 H	Incarnate Word	3 0
									246 H	Abilene Christian	3 0
									251 A	Northwestern St.	3 0
									269 A	Lamar University	3 1
									269 H	Lamar University	3 0
									286 H	McNeese	3 0
									302 A	Southeastern La.	3 0
									304 N	Prairie View	3 0
									317 H	Nicholls St.	3 0
									324 A	New Orleans	3 1
			LAST 10 GAMES								
			206 A	Houston Baptist	3 1	245 H	Incarnate Word	3 0			
			269 A	Lamar University	3 1	302 A	Southeastern La.	3 0			
			317 H	Nicholls St.	3 0	324 A	New Orleans	3 1			
			286 H	McNeese	3 0	269 H	Lamar University	3 0			
			245 A	Incarnate Word	3 1	206 H	Houston Baptist	3 1			

Non-Div. I Games:

A&M-Corpus Christi

Average RPI Win:		155	WON-LOST		WINNING		LAST 10		STRENGTH OF		OPP. STRENGTH		TEAM		ADJ		CONF.		ADJ CONF.				
Average RPI Loss:		58	RECORD		PCT. RANK		GAMES		SCHEDULE		OF SCHEDULE		RPI		RPI		RPI		RPI				
DIV. I ONLY			17- 11		.60714		107		6- 4		70		49		73		.572		71				
DIV. I NON-CONF.			7- 6		.53846		157		0- 0		113		36		112		.54009		113				
TOTALS		RPI 1-25		RPI 26-50				W-L RECORDS				RPI 51-100				RPI 101-150				RPI 150+			
17- 11		1- 4		1- 2				OVERALL				1- 3				4- 2				10- 0			
11- 1		1- 0		1- 0				HOME				1- 1				3- 0				5- 0			
4- 6		0- 2		0- 1				AWAY				0- 2				1- 1				3- 0			
2- 4		0- 2		0- 1				NEUTRAL				0- 0				0- 1				2- 0			
7- 6		0- 3		0- 2				NON-CONFERENCE				0- 0				1- 1				6- 0			
4- 0		0- 0		0- 0				HOME				0- 0				1- 0				3- 0			
1- 2		0- 1		0- 1				AWAY				0- 0				0- 0				1- 0			
2- 4		0- 2		0- 1				NEUTRAL				0- 0				0- 1				2- 0			
10- 5		1- 1		1- 0				CONFERENCE				1- 3				3- 1				4- 0			
7- 1		1- 0		1- 0				HOME				1- 1				2- 0				2- 0			
3- 4		0- 1		0- 0				AWAY				0- 2				1- 1				2- 0			
0- 0		0- 0		0- 0				NEUTRAL				0- 0				0- 0				0- 0			
RPI	S	Opponent		Score		RPI	S	Opponent		Score		RPI	S	Opponent		Score		RPI	S	Opponent		Score	
6	N	BYU		0	3	29	A	Ohio St.		0	3	85	A	Nevada		0	3	103	N	Oregon St.		0	3
18	N	Kentucky		0	3	41	N	Washington St.		1	3	85	H	Nevada		2	3	128	A	Utah St.		3	0
21	A	Purdue		0	3	43	H	Colorado St.		3	1	92	A	San Diego St.		2	3	128	H	Utah St.		3	1
24	A	UNLV		1	3							92	H	San Diego St.		3	2	134	A	Fresno St.		2	3
24	H	UNLV		3	0													134	H	Fresno St.		3	0
																		144	H	CSUN		3	0
																		152	A	New Mexico		3	0
																		152	H	New Mexico		3	1
																		159	H	Samford		3	0
																		182	A	San Jose St.		3	0
																		182	H	San Jose St.		3	0
																		198	H	Eastern Wash.		3	0
																		204	H	North Dakota St.		3	0
																		205	A	Idaho		3	2
																		218	N	LIU Brooklyn		3	0
																		291	N	Tennessee Tech		3	0
LAST 10 GAMES																							
92 A San Diego St.						2	3	43 H Colorado St.						3	1								
85 A Nevada						0	3	182 A San Jose St.						3	0								
24 H UNLV						3	0	134 A Fresno St.						2	3								
152 H New Mexico						3	1	85 H Nevada						2	3								
128 H Utah St.						3	1	92 H San Diego St.						3	2								

Non-Div. I Games:

Wyoming

Average RPI Win:	131	WON-LOST RECORD	WINNING PCT. RANK	LAST 10 GAMES	STRENGTH OF SCHEDULE	OPP. STRENGTH OF SCHEDULE	TEAM RPI	ADJ RPI	CONF. RPI	ADJ CONF. RPI	
DIV. I ONLY		14- 13	.51852 166	4- 6	26	43	71	.57058 72	5	5	
DIV. I NON-CONF.		6- 6	.5 168	0- 0	45	37	75	.57042 75	5	5	
<hr/>											
TOTALS	RPI 1-25	RPI 26-50		W-L RECORDS	RPI 51-100		RPI 101-150		RPI 150+		
14- 13	0- 6	0- 3		OVERALL	4- 1		7- 3		3- 0		
10- 5	0- 3	0- 0		HOME	3- 1		5- 1		2- 0		
3- 5	0- 2	0- 1		AWAY	1- 0		2- 2		0- 0		
1- 3	0- 1	0- 2		NEUTRAL	0- 0		0- 0		1- 0		
<hr/>											
6- 6	0- 2	0- 3		NON-CONFERENCE	0- 1		4- 0		2- 0		
4- 2	0- 1	0- 0		HOME	0- 1		3- 0		1- 0		
1- 1	0- 0	0- 1		AWAY	0- 0		1- 0		0- 0		
1- 3	0- 1	0- 2		NEUTRAL	0- 0		0- 0		1- 0		
<hr/>											
8- 7	0- 4	0- 0		CONFERENCE	4- 0		3- 3		1- 0		
6- 3	0- 2	0- 0		HOME	3- 0		2- 1		1- 0		
2- 4	0- 2	0- 0		AWAY	1- 0		1- 2		0- 0		
0- 0	0- 0	0- 0		NEUTRAL	0- 0		0- 0		0- 0		
<hr/>											
RPI S	Opponent	Score	RPI S	Opponent	Score	RPI S	Opponent	Score	RPI S	Opponent	Score
6 A	BYU	0 3	36 A	Hawaii	0 3	63 A	Loyola Marymount	3 2	103 H	Oregon St.	3 2
6 H	BYU	0 3	47 N	Missouri St.	0 3	63 H	Loyola Marymount	3 2	110 A	Pepperdine	2 3
7 H	Stanford	0 3	49 N	Georgia Tech	1 3	84 H	Gonzaga	3 0	110 H	Pepperdine	0 3
8 A	San Diego	2 3				91 H	South Dakota	1 3	121 A	Auburn	3 0
8 H	San Diego	0 3				95 H	Portland	3 1	129 A	Santa Clara	3 2
12 N	UCLA	1 3							129 H	Santa Clara	3 0
									131 H	Northern Colo.	3 2
									139 H	West Virginia	3 1
									145 A	St. Mary's (CA)	1 3
									145 H	St. Mary's (CA)	3 0
									155 H	California	3 0
									212 N	Furman	3 1
									270 H	San Francisco	3 0
<hr/>											
LAST 10 GAMES											
145 A St. Mary's (CA)					1 3	270 H San Francisco					3 0
8 H San Diego					0 3	129 H Santa Clara					3 0
6 H BYU					0 3	145 H St. Mary's (CA)					3 0
110 A Pepperdine					2 3	6 A BYU					0 3
63 A Loyola Marymount					3 2	8 A San Diego					2 3

Non-Div. I Games:

Pacific

Average RPI Win:		203	WON-LOST RECORD		WINNING PCT. RANK		LAST 10 GAMES		STRENGTH OF SCHEDULE		OPP. STRENGTH OF SCHEDULE		TEAM RPI		ADJ RPI		CONF. RPI		ADJ CONF. RPI				
Average RPI Loss:		78																					
DIV. I ONLY			23- 6		.7931 29		8- 2		178		156		72		.57053 73		20		19				
DIV. I NON-CONF.			10- 5		.66667 85		0- 1		111		134		85		.56328 85		14		14				
TOTALS		RPI 1-25		RPI 26-50		W-L RECORDS		RPI 51-100		RPI 101-150		RPI 150+											
23- 6		0- 2		0- 1		OVERALL		0- 1		7- 0		16- 2											
8- 3		0- 1		0- 1		HOME		0- 0		3- 0		5- 1											
9- 2		0- 1		0- 0		AWAY		0- 0		2- 0		7- 1											
6- 1		0- 0		0- 0		NEUTRAL		0- 1		2- 0		4- 0											
10- 5		0- 2		0- 1		NON-CONFERENCE		0- 1		3- 0		7- 1											
2- 2		0- 1		0- 1		HOME		0- 0		1- 0		1- 0											
2- 2		0- 1		0- 0		AWAY		0- 0		0- 0		2- 1											
6- 1		0- 0		0- 0		NEUTRAL		0- 1		2- 0		4- 0											
13- 1		0- 0		0- 0		CONFERENCE		0- 0		4- 0		9- 1											
6- 1		0- 0		0- 0		HOME		0- 0		2- 0		4- 1											
7- 0		0- 0		0- 0		AWAY		0- 0		2- 0		5- 0											
0- 0		0- 0		0- 0		NEUTRAL		0- 0		0- 0		0- 0											
RPI	S	Opponent		Score		RPI	S	Opponent		Score		RPI	S	Opponent		Score		RPI	S	Opponent		Score	
23	H	Texas A&M		0	3	26	H	Arizona		1	3	86	N	UC Santa Barbara		2	3	106	H	Sacramento St.		3	2
24	A	UNLV		0	3													125	A	Utah Valley		3	2
																		125	H	Utah Valley		3	2
																		126	N	Albany (NY)		3	0
																		140	N	Austin Peay		3	1
																		150	A	UTRGV		3	2
																		150	H	UTRGV		3	0
																		152	A	New Mexico		1	3
																		156	A	CSU Bakersfield		3	0
																		156	H	CSU Bakersfield		1	3
																		172	A	UMKC		3	0
																		172	H	UMKC		3	2
																		174	A	Seattle U		3	0
																		174	H	Seattle U		3	2
																		183	N	Valparaiso		3	0
																		208	N	Binghamton		3	1
																		222	H	UTEP		3	0
																		241	N	Central Conn. St.		3	0
																		258	A	Brown		3	0
																		273	A	Troy		3	0
																		292	A	Grand Canyon		3	0
																		292	H	Grand Canyon		3	0
																		306	N	Southern U.		3	0
																		312	A	Chicago St.		3	2
																		312	H	Chicago St.		3	0
				LAST 10 GAMES																			
								172 A UMKC		3	0			174 A Seattle U		3	0			306 N Southern U.		3	0
								312 A Chicago St.		3	2			125 A Utah Valley		3	2			312 A Chicago St.		3	2
								150 A UTRGV		3	2			152 A New Mexico		1	3			312 H Chicago St.		3	0
								156 H CSU Bakersfield		1	3			312 H Chicago St.		3	0						
								292 H Grand Canyon		3	0			172 H UMKC		3	2						

Non-Div. I Games:

New Mexico St.

Average RPI Win:	157	WON-LOST	WINNING	LAST 10	STRENGTH OF	OPP. STRENGTH	TEAM	ADJ	CONF.	ADJ CONF.	
Average RPI Loss:	94	RECORD	PCT. RANK	GAMES	SCHEDULE	OF SCHEDULE	RPI	RPI	RPI	RPI	
DIV. I ONLY	17- 12	.58621	119	5- 5	49	114	74	.56872	75	10	10
DIV. I NON-CONF.	9- 4	.69231	74	0- 0	26	162	39	.61788	43	8	8
<hr/>											
TOTALS	RPI 1-25	RPI 26-50		W-L RECORDS		RPI 51-100		RPI 101-150		RPI 150+	
17- 12	0- 3	1- 1		OVERALL		3- 2		4- 4		9- 2	
5- 5	0- 1	0- 1		HOME		0- 1		2- 1		3- 1	
8- 5	0- 1	1- 0		AWAY		1- 0		2- 3		4- 1	
4- 2	0- 1	0- 0		NEUTRAL		2- 1		0- 0		2- 0	
<hr/>											
9- 4	0- 2	0- 0		NON-CONFERENCE		2- 1		2- 0		5- 1	
1- 0	0- 0	0- 0		HOME		0- 0		0- 0		1- 0	
4- 2	0- 1	0- 0		AWAY		0- 0		2- 0		2- 1	
4- 2	0- 1	0- 0		NEUTRAL		2- 1		0- 0		2- 0	
<hr/>											
8- 8	0- 1	1- 1		CONFERENCE		1- 1		2- 4		4- 1	
4- 5	0- 1	0- 1		HOME		0- 1		2- 1		2- 1	
4- 3	0- 0	1- 0		AWAY		1- 0		0- 3		2- 0	
0- 0	0- 0	0- 0		NEUTRAL		0- 0		0- 0		0- 0	
<hr/>											
RPI S	Opponent	Score		RPI S	Opponent	Score		RPI S	Opponent	Score	
13 A	Washington	0	3	35 A	Marquette	3	1	52 N	Temple	0	3
16 N	Western Ky.	0	3	35 H	Marquette	0	3	58 N	James Madison	3	0
17 H	Creighton	1	3					64 N	FGCU	3	0
								80 A	Xavier	3	1
								80 H	Xavier	1	3

Non-Div. I Games:

Villanova

Average RPI Win: 158		WON-LOST RECORD		WINNING PCT. RANK		LAST 10 GAMES		STRENGTH OF SCHEDULE		OPP. STRENGTH OF SCHEDULE		TEAM RPI		ADJ RPI		CONF. RPI		ADJ CONF. RPI	
DIV. I ONLY		17- 11		.60714 107		7- 3		87		50		77		.56773 76		9		8	
DIV. I NON-CONF.		7- 5		.58333 129		0- 0		77		71		79		.56986 76		6		6	
TOTALS		RPI 1-25		RPI 26-50		W-L RECORDS		RPI 51-100		RPI 101-150		RPI 150+							
17- 11		0- 1		3- 5		OVERALL		2- 3		2- 2		10- 0							
7- 5		0- 1		1- 2		HOME		1- 0		1- 2		4- 0							
6- 5		0- 0		1- 3		AWAY		1- 2		1- 0		3- 0							
4- 1		0- 0		1- 0		NEUTRAL		0- 1		0- 0		3- 0							
7- 5		0- 0		2- 1		NON-CONFERENCE		0- 2		1- 2		4- 0							
3- 2		0- 0		1- 0		HOME		0- 0		1- 2		1- 0							
0- 2		0- 0		0- 1		AWAY		0- 1		0- 0		0- 0							
4- 1		0- 0		1- 0		NEUTRAL		0- 1		0- 0		3- 0							
10- 6		0- 1		1- 4		CONFERENCE		2- 1		1- 0		6- 0							
4- 3		0- 1		0- 2		HOME		1- 0		0- 0		3- 0							
6- 3		0- 0		1- 2		AWAY		1- 1		1- 0		3- 0							
0- 0		0- 0		0- 0		NEUTRAL		0- 0		0- 0		0- 0							
RPI	S	Opponent		Score	RPI	S	Opponent		Score	RPI	S	Opponent		Score					
8	H	North Carolina		2 3	27	A	Florida St.		3 2	53	N	Arkansas St.		0 3					
					27	H	Florida St.		1 3	54	A	Notre Dame		0 3					
					28	A	TCU		0 3	89	A	Ole Miss		2 3					
					32	A	Pittsburgh		2 3	99	A	Miami (FL)		3 1					
					33	N	Boise St.		3 1	99	H	Miami (FL)		3 1					
					39	H	SMU		3 2										
					49	A	Georgia Tech		0 3										
					49	H	Georgia Tech		2 3										

Non-Div. I Games:

North Carolina St.

R
i
c
e

Rice

Average RPI Win: 203		WON-LOST	WINNING	LAST 10	STRENGTH OF		OPP. STRENGTH	TEAM	ADJ	CONF.	ADJ CONF.
Average RPI Loss: 84		RECORD	PCT. RANK	GAMES	SCHEDULE		OF SCHEDULE	RPI	RPI	RPI	RPI
DIV. I ONLY		19- 4	.82609	15	9- 1		238	130	76	.56505	78
DIV. I NON-CONF.		6- 3	.66667	85	0- 0		283	39	155	.50809	154
TOTALS		RPI 1-25	RPI 26-50	W-L RECORDS		RPI 51-100	RPI 101-150	RPI 150+			
19- 4	0- 0		0- 1	OVERALL		1- 2	1- 1	17- 0			
7- 0	0- 0		0- 0	HOME		1- 0	0- 0	6- 0			
9- 1	0- 0		0- 0	AWAY		0- 1	0- 0	9- 0			
3- 3	0- 0		0- 1	NEUTRAL		0- 1	1- 1	2- 0			
6- 3	0- 0		0- 1	NON-CONFERENCE		0- 1	1- 1	5- 0			
0- 0	0- 0		0- 0	HOME		0- 0	0- 0	0- 0			
3- 0	0- 0		0- 0	AWAY		0- 0	0- 0	3- 0			
3- 3	0- 0		0- 1	NEUTRAL		0- 1	1- 1	2- 0			
13- 1	0- 0		0- 0	CONFERENCE		1- 1	0- 0	12- 0			
7- 0	0- 0		0- 0	HOME		1- 0	0- 0	6- 0			
6- 1	0- 0		0- 0	AWAY		0- 1	0- 0	6- 0			
0- 0	0- 0		0- 0	NEUTRAL		0- 0	0- 0	0- 0			
RPI S	Opponent	Score	RPI S	Opponent	Score	RPI S	Opponent	Score	RPI S	Opponent	Score
			48 N	Indiana	0 3	81 N	Towson	0 3	113 N	Maryland	2 3
						94 A	Yale	2 3	146 N	Seton Hall	3 1
						94 H	Yale	3 0	164 A	Columbia	3 0
									164 H	Columbia	3 0
									174 N	Seattle U	3 1
									180 N	Campbell	3 1
									190 A	Rutgers	3 0
									200 A	Harvard	3 2
									200 H	Harvard	3 0
									201 A	Cornell	3 0
									201 H	Cornell	3 2
									215 A	Penn	3 2
									215 H	Penn	3 0
									240 A	Dartmouth	3 0
									240 H	Dartmouth	3 0
									243 A	Georgetown	3 2
									258 A	Brown	3 0
									258 H	Brown	3 0
									270 A	San Francisco	3 0
			LAST 10 GAMES								
			164 H	Columbia	3 0	240 A	Dartmouth	3 0			
			201 H	Cornell	3 2	215 H	Penn	3 0			
			258 A	Brown	3 0	94 H	Yale	3 0			
			94 A	Yale	2 3	258 H	Brown	3 0			
			200 A	Harvard	3 2	201 A	Cornell	3 0			

Non-Div. I Games:

Princeton

Average RPI Win:		192	WON-LOST RECORD		WINNING PCT. RANK		LAST 10 GAMES		STRENGTH OF SCHEDULE		OPP. STRENGTH OF SCHEDULE		TEAM RPI		ADJ RPI		CONF. RPI		ADJ CONF. RPI	
Average RPI Loss:		94																		
DIV. I ONLY			20- 8		.71429 61		7- 3		158		128		81		.56107 79		12		13	
DIV. I NON-CONF.			8- 4		.66667 85		0- 0		226		155		135		.52182 136		13		13	
TOTALS		RPI 1-25		RPI 26-50		W-L RECORDS		RPI 51-100		RPI 101-150		RPI 150+								
20- 8		0- 1		1- 2		OVERALL		0- 0		5- 4		14- 1								
10- 1		0- 0		1- 0		HOME		0- 0		2- 1		7- 0								
6- 4		0- 1		0- 1		AWAY		0- 0		2- 2		4- 0								
4- 3		0- 0		0- 1		NEUTRAL		0- 0		1- 1		3- 1								
8- 4		0- 1		0- 1		NON-CONFERENCE		0- 0		2- 1		6- 1								
3- 0		0- 0		0- 0		HOME		0- 0		0- 0		3- 0								
1- 1		0- 1		0- 0		AWAY		0- 0		1- 0		0- 0								
4- 3		0- 0		0- 1		NEUTRAL		0- 0		1- 1		3- 1								
12- 4		0- 0		1- 1		CONFERENCE		0- 0		3- 3		8- 0								
7- 1		0- 0		1- 0		HOME		0- 0		2- 1		4- 0								
5- 3		0- 0		0- 1		AWAY		0- 0		1- 2		4- 0								
0- 0		0- 0		0- 0		NEUTRAL		0- 0		0- 0		0- 0								
RPI	S	Opponent		Score		RPI	S	Opponent		Score		RPI	S	Opponent		Score				
4	A	Minnesota		0 3		29	N	Ohio St.		2 3		102	A	Northern Ky.		2 3				
						44	A	Cleveland St.		0 3		102	H	Northern Ky.		3 0				
						44	H	Cleveland St.		3 2		111	A	SIUE		3 2				
												112	N	North Dakota		3 0				
												123	A	Oakland		0 3				
												123	H	Oakland		2 3				
												138	A	Milwaukee		3 2				
												138	H	Milwaukee		3 0				
												143	N	Toledo		2 3				
												162	H	SFA		3 0				
												183	A	Valparaiso		3 2				
												183	H	Valparaiso		3 1				
												185	N	IUPUI		2 3				
												188	A	Ill.-Chicago		3 1				
												188	H	Ill.-Chicago		3 0				
												199	A	Wright St.		3 0				
												199	H	Wright St.		3 0				
												213	A	Youngstown St.		3 1				
												213	H	Youngstown St.		3 0				
												254	N	Evansville		3 0				
												286	N	McNeese		3 2				
												296	H	South Dakota St.		3 0				
												310	H	Eastern Ill.		3 0				
												318	N	Western Ill.		3 0				
						LAST 10 GAMES														
						199	A	Wright St.		3 0		188	H	Ill.-Chicago		3 0				
						44	H	Cleveland St.		3 2		213	H	Youngstown St.		3 0				
						183	A	Valparaiso		3 2		123	H	Oakland		2 3				
						102	A	Northern Ky.		2 3		199	H	Wright St.		3 0				
						138	H	Milwaukee		3 0		44	A	Cleveland St.		0 3				

Non-Div. I Games:

Green Bay

Average RPI Win:		164	WON-LOST RECORD		WINNING PCT. RANK		LAST 10 GAMES		STRENGTH OF SCHEDULE		OPP. STRENGTH OF SCHEDULE		TEAM RPI		ADJ RPI		CONF. RPI		ADJ CONF. RPI	
DIV. I ONLY			17- 12		.58621 119		8- 2		74		74		82		.561 80		10		10	
DIV. I NON-CONF.			6- 7		.46154 190		0- 0		79		44		115		.53928 114		8		8	
TOTALS		RPI 1-25		RPI 26-50		W-L RECORDS		RPI 51-100		RPI 101-150		RPI 150+								
17- 12		0- 4		1- 4		OVERALL		1- 1		7- 1		8- 2								
5- 2		0- 1		0- 0		HOME		0- 1		2- 0		3- 0								
6- 8		0- 2		0- 4		AWAY		1- 0		2- 1		3- 1								
6- 2		0- 1		1- 0		NEUTRAL		0- 0		3- 0		2- 1								
6- 7		0- 2		1- 3		NON-CONFERENCE		0- 0		3- 0		2- 2								
0- 0		0- 0		0- 0		HOME		0- 0		0- 0		0- 0								
0- 5		0- 1		0- 3		AWAY		0- 0		0- 0		0- 1								
6- 2		0- 1		1- 0		NEUTRAL		0- 0		3- 0		2- 1								
11- 5		0- 2		0- 1		CONFERENCE		1- 1		4- 1		6- 0								
5- 2		0- 1		0- 0		HOME		0- 1		2- 0		3- 0								
6- 3		0- 1		0- 1		AWAY		1- 0		2- 1		3- 0								
0- 0		0- 0		0- 0		NEUTRAL		0- 0		0- 0		0- 0								
RPI	S	Opponent		Score		RPI	S	Opponent		Score		RPI	S	Opponent		Score				
10	N	Kansas		2	3	31	A	Dayton		1	3	75	A	Villanova		3	1			
17	A	Creighton		0	3	35	A	Marquette		0	3	75	H	Villanova		1	3			
17	H	Creighton		0	3	46	A	Miami (OH)		1	3									
21	A	Purdue		0	3	47	N	Missouri St.		3	2									
						50	A	Illinois		1	3									
														</						

Non-Div. I Games:

Xavier

T
O
W
S
O
N

Towson				Through Games Of Nov. 13, 2016										
Average RPI Win:	194	WON-LOST RECORD	WINNING PCT. RANK	LAST 10 GAMES	STRENGTH OF SCHEDULE	OPP. STRENGTH OF SCHEDULE	TEAM RPI	ADJ RPI	CONF. RPI	ADJ CONF. RPI				
Average RPI Loss:	103													
DIV. I ONLY	23- 8	.74194	49	7- 3	165	171	78	.56038	81	8	9			
DIV. I NON-CONF.	13- 2	.86667	20	0- 0	270	296	114	.53816	116	12	12			

TOTALS	RPI 1-25	RPI 26-50		W-L RECORDS		RPI 51-100		RPI 101-150		RPI 150+				
23- 8	0- 0	0- 0		OVERALL		4- 5		4- 2		15- 1				
8- 2	0- 0	0- 0		HOME		3- 1		1- 1		4- 0				
6- 6	0- 0	0- 0		AWAY		0- 4		2- 1		4- 1				
9- 0	0- 0	0- 0		NEUTRAL		1- 0		1- 0		7- 0				
13- 2	0- 0	0- 0		NON-CONFERENCE		1- 0		1- 1		11- 1				
2- 0	0- 0	0- 0		HOME		0- 0		0- 0		2- 0				
2- 2	0- 0	0- 0		AWAY		0- 0		0- 1		2- 1				
9- 0	0- 0	0- 0		NEUTRAL		1- 0		1- 0		7- 0				
10- 6	0- 0	0- 0		CONFERENCE		3- 5		3- 1		4- 0				
6- 2	0- 0	0- 0		HOME		3- 1		1- 1		2- 0				
4- 4	0- 0	0- 0		AWAY		0- 4		2- 0		2- 0				
0- 0	0- 0	0- 0		NEUTRAL		0- 0		0- 0		0- 0				

RPI S	Opponent	Score	RPI S	Opponent	Score	RPI S	Opponent	Score	RPI S	Opponent	Score			
						55 A Hofstra	1	3	101 A UNCW	3	0			
						55 H Hofstra	3	0	101 H UNCW	3	1			
						58 A James Madison	2	3	105 A Delaware	3	1			
						58 H James Madison	3	0	105 H Delaware	0	3			
						78 N Princeton	3	0	113 N Maryland	3	2			
						88 A Northeastern	2	3	146 A Seton Hall	1	3			
						88 H Northeastern	3	1	160 H VCU	3	1			
						90 A Col. of Charleston	1	3	189 A Elon	3	1			
						90 H Col. of Charleston	2	3	189 H Elon	3	2			
									195 A Mercer	2	3			
									217 A Alabama St.	3	0			
									226 A William & Mary	3	0			
									226 H William & Mary	3	0			
									231 N USC Upstate	3	2			
									232 N George Washington	3	0			
									243 A Georgetown	3	1			
									244 N Texas Southern	3	0			
									309 N Alabama A&M	3	0			
									315 N Canisius	3	0			
									325 N Jackson St.	3	0			
									327 N Fairleigh Dickinson	3	0			
									328 H Delaware St.	3	0			

LAST 10 GAMES					58 A James Madison			2	3	105 H Delaware			0	3
					226 A William & Mary			3	0	90 A Col. of Charleston			1	3
					88 H Northeastern			3	1	101 A UNCW			3	0
					55 H Hofstra			3	0	226 H William & Mary			3	0
					189 A Elon			3	1	58 H James Madison			3	0

T
O
W
S
O
N

Non-Div. I Games:

Towson

Average RPI Win: 220		WON-LOST RECORD		WINNING PCT. RANK		LAST 10 GAMES		STRENGTH OF SCHEDULE		OPP. STRENGTH OF SCHEDULE		TEAM RPI		ADJ RPI		CONF. RPI		ADJ CONF. RPI	
DIV. I ONLY		16- 13		.55172 145		8- 2		44		148		83		.56007 82		19		17	
DIV. I NON-CONF.		5- 10		.33333 244		0- 0		36		77		124		.5306 121		21		20	
TOTALS		RPI 1-25		RPI 26-50		W-L RECORDS		RPI 51-100		RPI 101-150		RPI 150+							
16- 13		0- 3		0- 6		OVERALL		0- 2		2- 2		14- 0							
7- 6		0- 1		0- 2		HOME		0- 2		0- 1		7- 0							
8- 4		0- 2		0- 1		AWAY		0- 0		2- 1		6- 0							
1- 3		0- 0		0- 3		NEUTRAL		0- 0		0- 0		1- 0							
5- 10		0- 3		0- 4		NON-CONFERENCE		0- 2		2- 1		3- 0							
1- 5		0- 1		0- 1		HOME		0- 2		0- 1		1- 0							
3- 2		0- 2		0- 0		AWAY		0- 0		2- 0		1- 0							
1- 3		0- 0		0- 3		NEUTRAL		0- 0		0- 0		1- 0							
11- 3		0- 0		0- 2		CONFERENCE		0- 0		0- 1		11- 0							
6- 1		0- 0		0- 1		HOME		0- 0		0- 0		6- 0							
5- 2		0- 0		0- 1		AWAY		0- 0		0- 1		5- 0							
0- 0		0- 0		0- 0		NEUTRAL		0- 0		0- 0		0- 0							
RPI	S	Opponent		Score		RPI	S	Opponent		Score		RPI	S	Opponent		Score			
15	A	Michigan		0	3	31	A	Dayton		0	3	53	H	Arkansas St.		1	3		
16	H	Western Ky.		0	3	31	H	Dayton		0	3	56	H	Cal Poly		1	3		
18	A	Kentucky		0	3	35	N	Marquette		0	3			115		A	Illinois St.	3	0
						45	N	UNI		0	3			118		H	Murray St.	2	3
						46	N	Miami (OH)		2	3			133		A	Rhode Island	1	3
						50	H	Illinois		0	3			140		A	Austin Peay	3	2
														160		A	VCU	3	1
														160		H	VCU	3	0
														175		A	Duquesne	3	2
														175		H	Duquesne	3	1
														232		H	George Washington	3	0
														234		N	Virginia	3	2
														235		A	Davidson	3	0
														235		H	Davidson	3	1
														264		A	La Salle	3	0
														264		H	La Salle	3	0
														268		H	Omaha	3	0
														271		A	Fordham	3	1
														274		H	George Mason	3	0
														318		A	Western Ill.	3	1
						LAST 10 GAMES													
						235	H	Davidson		3	1	264	H	La Salle		3	0		
						160	H	VCU		3	0	175	H	Duquesne		3	1		
						175	A	Duquesne		3	2	160	A	VCU		3	1		
						264	A	La Salle		3	0	235	A	Davidson		3	0		
						31	A	Dayton		0	3	133	A	Rhode Island		1	3		

Non-Div. I Games:

Saint Louis

Average RPI Win: 198		WON-LOST RECORD		WINNING PCT. RANK		LAST 10 GAMES		STRENGTH OF SCHEDULE		OPP. STRENGTH OF SCHEDULE		TEAM RPI		ADJ RPI		CONF. RPI		ADJ CONF. RPI	
Average RPI Loss: 65		20- 11		.64516 90		8- 2		97		133		80		.55989 83		22		22	
DIV. I ONLY		7- 8		.46667 187		0- 0		40		38		83		.56345 83		19		19	
DIV. I NON-CONF.																			
TOTALS		RPI 1-25		RPI 26-50		W-L RECORDS		RPI 51-100		RPI 101-150		RPI 150+							
20- 11		0- 1		0- 4		OVERALL		2- 5		2- 0		16- 1							
9- 3		0- 0		0- 2		HOME		1- 1		1- 0		7- 0							
9- 4		0- 0		0- 0		AWAY		1- 3		0- 0		8- 1							
2- 4		0- 1		0- 2		NEUTRAL		0- 1		1- 0		1- 0							
7- 8		0- 1		0- 3		NON-CONFERENCE		1- 4		2- 0		4- 0							
3- 2		0- 0		0- 1		HOME		0- 1		1- 0		2- 0							
2- 2		0- 0		0- 0		AWAY		1- 2		0- 0		1- 0							
2- 4		0- 1		0- 2		NEUTRAL		0- 1		1- 0		1- 0							
13- 3		0- 0		0- 1		CONFERENCE		1- 1		0- 0		12- 1							
6- 1		0- 0		0- 1		HOME		1- 0		0- 0		5- 0							
7- 2		0- 0		0- 0		AWAY		0- 1		0- 0		7- 1							
0- 0		0- 0		0- 0		NEUTRAL		0- 0		0- 0		0- 0							
RPI	S	Opponent		Score		RPI	S	Opponent		Score		RPI	S	Opponent		Score			
22	N	Utah		0 3		29	N	Ohio St.		0 3		53	A	Arkansas St.		0 3			
						37	N	Wichita St.		0 3		53	H	Arkansas St.		3 1			
						38	H	Baylor		1 3		66	H	Tulsa		1 3			
						42	H	Coastal Caro.		1 3		69	A	UTSA		1 3			
												70	A	A&M-Corpus Christi		2 3			
												85	N	Nevada		0 3			
												95	A	Portland		3 0			

Non-Div. I Games:

Texas St.

Non-Div. I Games:

Gonzaga

Average RPI Win:		167	WON-LOST RECORD		WINNING PCT. RANK		LAST 10 GAMES		STRENGTH OF SCHEDULE		OPP. STRENGTH OF SCHEDULE		TEAM RPI		ADJ RPI		CONF. RPI		ADJ CONF. RPI	
Average RPI Loss:		81																		
DIV. I ONLY			18- 9		.66667 81		5- 5		142		87		84		.55818 85		7		7	
DIV. I NON-CONF.			9- 3		.75 50		0- 0		224		95		100		.54735 102		7		7	
TOTALS		RPI 1-25		RPI 26-50		W-L RECORDS		RPI 51-100		RPI 101-150		RPI 150+								
18- 9		0- 1		1- 3		OVERALL		4- 2		4- 2		9- 1								
7- 3		0- 0		0- 2		HOME		2- 0		1- 1		4- 0								
7- 4		0- 0		1- 1		AWAY		1- 1		3- 1		2- 1								
4- 2		0- 1		0- 0		NEUTRAL		1- 1		0- 0		3- 0								
9- 3		0- 1		0- 0		NON-CONFERENCE		2- 1		2- 0		5- 1								
3- 0		0- 0		0- 0		HOME		1- 0		0- 0		2- 0								
2- 1		0- 0		0- 0		AWAY		0- 0		2- 0		0- 1								
4- 2		0- 1		0- 0		NEUTRAL		1- 1		0- 0		3- 0								
9- 6		0- 0		1- 3		CONFERENCE		2- 1		2- 2		4- 0								
4- 3		0- 0		0- 2		HOME		1- 0		1- 1		2- 0								
5- 3		0- 0		1- 1		AWAY		1- 1		1- 1		2- 0								
0- 0		0- 0		0- 0		NEUTRAL		0- 0		0- 0		0- 0								
RPI	S	Opponent		Score		RPI	S	Opponent		Score		RPI	S	Opponent		Score				
23	N	Texas A&M		0 3		33	A	Boise St.		3 1		56	N	Cal Poly		1 3				
						33	H	Boise St.		0 3		71	A	Wyoming		3 2				
						43	A	Colorado St.		0 3		71	H	Wyoming		3 0				
						43	H	Colorado St.		0 3		83	N	Texas St.		3 0				
												84	H	Gonzaga		3 2				
												92	A	San Diego St.		0 3				
														106 A Sacramento St.		3 1				
														128 A Utah St.		1 3				
														128 H Utah St.		2 3				
														134 A Fresno St.		3 0				
														134 H Fresno St.		3 2				
														145 A St. Mary's (CA)		3 1				
														151 H UC Davis		3 2				
														179 A North Texas		2 3				
														182 A San Jose St.		3 0				
														182 H San Jose St.		3 0				
														255 A Air Force		3 1				
														255 H Air Force		3 0				
														265 N UC Riverside		3 0				
														276 N Middle Tenn.		3 0				
														290 H Southern Utah		3 1				
														292 N Grand Canyon		3 0				
LAST 10 GAMES																				
						43	H	Colorado St.		0 3		33	H	Boise St.		0 3				
						71	H	Wyoming		3 0		128	A	Utah St.		1 3				
						182	A	San Jose St.		3 0		92	A	San Diego St.		0 3				
						134	A	Fresno St.		3 0		71	A	Wyoming		3 2				
						255	H	Air Force		3 0		43	A	Colorado St.		0 3				

Non-Div. I Games:

Nevada

Average RPI Win:		159	WON-LOST RECORD		WINNING PCT. RANK	LAST 10 GAMES	STRENGTH OF SCHEDULE		OPP. STRENGTH OF SCHEDULE	TEAM RPI	ADJ RPI	CONF. RPI	ADJ CONF. RPI
Average RPI Loss:		90											
DIV. I ONLY		17- 10			.62963 98	6- 4	122		83	86	.55798 86	13	12
DIV. I NON-CONF.		9- 4			.69231 74	0- 0	60		45	46	.60799 47	10	9
TOTALS		RPI 1-25	RPI 26-50		W-L RECORDS		RPI 51-100		RPI 101-150		RPI 150+		
17- 10	0- 2		2- 2		OVERALL		2- 4		3- 0		10- 2		
6- 5	0- 0		2- 2		HOME		0- 2		1- 0		3- 1		
6- 5	0- 2		0- 0		AWAY		1- 2		1- 0		4- 1		
5- 0	0- 0		0- 0		NEUTRAL		1- 0		1- 0		3- 0		
9- 4	0- 2		2- 1		NON-CONFERENCE		1- 1		1- 0		5- 0		
3- 1	0- 0		2- 1		HOME		0- 0		0- 0		1- 0		
1- 3	0- 2		0- 0		AWAY		0- 1		0- 0		1- 0		
5- 0	0- 0		0- 0		NEUTRAL		1- 0		1- 0		3- 0		
8- 6	0- 0		0- 1		CONFERENCE		1- 3		2- 0		5- 2		
3- 4	0- 0		0- 1		HOME		0- 2		1- 0		2- 1		
5- 2	0- 0		0- 0		AWAY		1- 1		1- 0		3- 1		
0- 0	0- 0		0- 0		NEUTRAL		0- 0		0- 0		0- 0		
RPI S	Opponent	Score	RPI S	Opponent	Score	RPI S	Opponent	Score	RPI S	Opponent	Score		
8 A	San Diego	0 3	32 H	Pittsburgh	1 3	56 A	Cal Poly	3 0	126 N	Albany (NY)	3 1		
24 A	UNLV	0 3	36 H	Hawaii	0 3	56 H	Cal Poly	0 3	144 A	CSUN	3 1		
			38 H	Baylor	3 0	61 A	Long Beach St.	0 3	144 H	CSUN	3 1		
			43 H	Colorado St.	3 0	61 H	Long Beach St.	2 3	151 A	UC Davis	3 2		
						73 N	New Mexico St.	3 2	151 H	UC Davis	3 1		
						92 A	San Diego St.	0 3	156 H	CSU Bakersfield	3 0		
									167 N	St. John's (NY)	3 1		
									178 A	UC Irvine	3 0		
									182 N	San Jose St.	3 0		
									258 N	Brown	3 0		
									265 A	UC Riverside	1 3		
									265 H	UC Riverside	2 3		
									270 A	San Francisco	3 0		
									287 A	Cal St. Fullerton	3 1		
									287 H	Cal St. Fullerton	3 1		
LAST 10 GAMES													
			265 H	UC Riverside	2 3	144 H	CSUN	3 1					
			287 H	Cal St. Fullerton	3 1	61 H	Long Beach St.	2 3					
			178 A	UC Irvine	3 0	287 A	Cal St. Fullerton	3 1					
			151 A	UC Davis	3 2	265 A	UC Riverside	1 3					
			56 A	Cal Poly	3 0	56 H	Cal Poly	0 3					

Non-Div. I Games:

UC Santa Barbara

Average RPI Win:	183	WON-LOST RECORD	WINNING PCT. RANK	LAST 10 GAMES	STRENGTH OF SCHEDULE	OPP. STRENGTH OF SCHEDULE	TEAM RPI	ADJ RPI	CONF. RPI	ADJ CONF. RPI		
DIV. I ONLY		14- 12	.53846	151	5- 5	83	36	89	.55387	87	2	2
DIV. I NON-CONF.		9- 4	.69231	74	0- 0	183	131	108	.54183	109	3	3
<hr/>												
TOTALS	RPI 1-25	RPI 26-50		W-L RECORDS		RPI 51-100		RPI 101-150		RPI 150+		
14- 12	0- 6	1- 4		OVERALL		0- 1		5- 1		8- 0		
7- 5	0- 3	1- 1		HOME		0- 1		2- 0		4- 0		
4- 5	0- 2	0- 3		AWAY		0- 0		3- 0		1- 0		
3- 2	0- 1	0- 0		NEUTRAL		0- 0		0- 1		3- 0		
<hr/>												
9- 4	0- 1	0- 1		NON-CONFERENCE		0- 1		1- 1		8- 0		
5- 1	0- 0	0- 0		HOME		0- 1		1- 0		4- 0		
1- 1	0- 0	0- 1		AWAY		0- 0		0- 0		1- 0		
3- 2	0- 1	0- 0		NEUTRAL		0- 0		0- 1		3- 0		
<hr/>												
5- 8	0- 5	1- 3		CONFERENCE		0- 0		4- 0		0- 0		
2- 4	0- 3	1- 1		HOME		0- 0		1- 0		0- 0		
3- 4	0- 2	0- 2		AWAY		0- 0		3- 0		0- 0		
0- 0	0- 0	0- 0		NEUTRAL		0- 0		0- 0		0- 0		
<hr/>												
RPI S	Opponent	Score	RPI S	Opponent	Score	RPI S	Opponent	Score	RPI S	Opponent	Score	
1 A	Texas	0 3	28 A	TCU	2 3	69 H	UTSA	2 3	113 N	Maryland	1 3	
1 H	Texas	1 3	28 H	TCU	3 0				136 H	Ohio	3 0	
10 A	Kansas	0 3	30 H	Iowa St.	1 3				139 A	West Virginia	3 1	
10 H	Kansas	1 3	38 A	Baylor	1 3				139 A	West Virginia	3 0	
13 N	Washington	1 3	40 A	Southern California	0 3				142 A	Texas Tech	3 0	
19 H	Kansas St.	1 3							142 H	Texas Tech	3 0	
									161 N	Mississippi St.	3 2	
									172 H	UMKC	3 0	
									202 A	Little Rock	3 1	
									222 H	UTEP	3 0	
									226 H	Oral Roberts	3 0	
									263 N	UT Martin	3 1	
									269 H	Lamar University	3 0	
									319 N	Ark.-Pine Bluff	3 0	
<hr/>												
LAST 10 GAMES												
142 H Texas Tech						38 A Baylor						
30 H Iowa St.						19 H Kansas St.						
10 H Kansas						142 A Texas Tech						
28 H TCU						139 A West Virginia						
1 A Texas						139 A West Virginia						

Non-Div. I Games:

Oklahoma

Average RPI Win: 174		WON-LOST	WINNING	LAST 10	STRENGTH OF		OPP. STRENGTH	TEAM	ADJ	CONF.	ADJ CONF.
Average RPI Loss: 115		RECORD	PCT. RANK	GAMES	SCHEDULE		OF SCHEDULE	RPI	RPI	RPI	RPI
DIV. I ONLY		20- 10	.66667	81	5- 5		138	118	87	.55359	88
DIV. I NON-CONF.		10- 4	.71429	69	0- 0		261	188	144	.51635	144
TOTALS		RPI 1-25	RPI 26-50		W-L RECORDS		RPI 51-100		RPI 101-150		RPI 150+
20- 10	0- 0	0- 1		OVERALL		4- 4		4- 1		12- 4	
11- 0	0- 0	0- 0		HOME		4- 0		2- 0		5- 0	
7- 7	0- 0	0- 0		AWAY		0- 4		1- 1		6- 2	
2- 3	0- 0	0- 1		NEUTRAL		0- 0		1- 0		1- 2	
10- 4	0- 0	0- 1		NON-CONFERENCE		0- 0		1- 0		9- 3	
3- 0	0- 0	0- 0		HOME		0- 0		0- 0		3- 0	
5- 1	0- 0	0- 0		AWAY		0- 0		0- 0		5- 1	
2- 3	0- 0	0- 1		NEUTRAL		0- 0		1- 0		1- 2	
10- 6	0- 0	0- 0		CONFERENCE		4- 4		3- 1		3- 1	
8- 0	0- 0	0- 0		HOME		4- 0		2- 0		2- 0	
2- 6	0- 0	0- 0		AWAY		0- 4		1- 1		1- 1	
0- 0	0- 0	0- 0		NEUTRAL		0- 0		0- 0		0- 0	
RPI S	Opponent	Score	RPI S	Opponent	Score	RPI S	Opponent	Score	RPI S	Opponent	Score
			41 N	Washington St.	0 3	55 A	Hofstra	2 3	101 A	UNCW	3 1
						55 H	Hofstra	3 0	101 H	UNCW	3 0
						58 A	James Madison	1 3	105 A	Delaware	2 3
						58 H	James Madison	3 1	105 H	Delaware	3 0
						81 A	Towson	1 3	148 N	North Florida	3 1
						81 H	Towson	3 2	155 N	California	2 3
						90 A	Col. of Charleston	0 3	158 A	New Hampshire	3 1
						90 H	Col. of Charleston	3 1	176 A	Fla. Atlantic	3 1
									178 A	UC Irvine	1 3
									189 A	Elon	2 3
									189 H	Elon	3 2
									196 N	Drake	1 3
									200 A	Harvard	3 1
									208 H	Binghamton	3 0
									226 A	William & Mary	3 2
									226 H	William & Mary	3 0
									230 A	Boston College	3 0
									271 H	Fordham	3 1
									278 A	UMass Lowell	3 0
									288 N	Bethune-Cookman	3 0
									300 H	Presbyterian	3 0
LAST 10 GAMES											
			189 A	Elon	2 3	55 A	Hofstra	2 3			
			81 A	Towson	1 3	226 A	William & Mary	3 2			
			105 A	Delaware	2 3	58 A	James Madison	1 3			
			101 H	UNCW	3 0	55 H	Hofstra	3 0			
			90 H	Col. of Charleston	3 1	105 H	Delaware	3 0			

Non-Div. I Games:

Northeastern

O
l
e
M
i
s
s

Ole Miss

Average RPI Win:	165	WON-LOST	WINNING	LAST 10	STRENGTH OF	OPP. STRENGTH	TEAM	ADJ	CONF.	ADJ CONF.	
Average RPI Loss:	107	RECORD	PCT. RANK	GAMES	SCHEDULE	OF SCHEDULE	RPI	RPI	RPI	RPI	
DIV. I ONLY	17- 11	.60714	107	5- 5	103	110	90	.55163	90	8	9
DIV. I NON-CONF.	7- 5	.58333	129	0- 0	219	159	167	.50213	166	12	12
<hr/>											
TOTALS	RPI 1-25	RPI 26-50		W-L RECORDS	RPI 51-100		RPI 101-150		RPI 150+		
17- 11	0- 0	0- 2		OVERALL	5- 4		2- 2		10- 3		
11- 3	0- 0	0- 0		HOME	3- 2		1- 1		7- 0		
4- 6	0- 0	0- 1		AWAY	2- 2		1- 1		1- 2		
2- 2	0- 0	0- 1		NEUTRAL	0- 0		0- 0		2- 1		
<hr/>											
7- 5	0- 0	0- 2		NON-CONFERENCE	0- 1		0- 0		7- 2		
5- 1	0- 0	0- 0		HOME	0- 1		0- 0		5- 0		
0- 2	0- 0	0- 1		AWAY	0- 0		0- 0		0- 1		
2- 2	0- 0	0- 1		NEUTRAL	0- 0		0- 0		2- 1		
<hr/>											
10- 6	0- 0	0- 0		CONFERENCE	5- 3		2- 2		3- 1		
6- 2	0- 0	0- 0		HOME	3- 1		1- 1		2- 0		
4- 4	0- 0	0- 0		AWAY	2- 2		1- 1		1- 1		
0- 0	0- 0	0- 0		NEUTRAL	0- 0		0- 0		0- 0		
<hr/>											
RPI S	Opponent	Score	RPI S	Opponent	Score	RPI S	Opponent	Score	RPI S	Opponent	Score
			38 A	Baylor	0 3	55 A	Hofstra	1 3	101 A	UNCW	1 3
			41 N	Washington St.	0 3	55 H	Hofstra	3 1	101 H	UNCW	2 3
						58 A	James Madison	3 1	105 A	Delaware	3 2
						58 H	James Madison	2 3	105 H	Delaware	3 0
						68 H	South Carolina	0 3	157 N	Loyola Chicago	1 3
						81 A	Towson	3 2	160 H	VCU	3 1
						81 H	Towson	3 1	189 A	Elon	3 1
						88 A	Northeastern	1 3	189 H	Elon	3 0
						88 H	Northeastern	3 0	208 H	Binghamton	3 0
									226 A	William & Mary	1 3
									226 H	William & Mary	3 0
									234 N	Virginia	3 2
									235 N	Davidson	3 0
									239 A	Wake Forest	0 3
									248 H	Eastern Mich.	3 1
									263 H	UT Martin	3 0
									280 H	Charleston So.	3 1
<hr/>											
LAST 10 GAMES											
			101 A	UNCW	1 3	88 A	Northeastern	1 3			
			226 H	William & Mary	3 0	81 H	Towson	3 1			
			189 H	Elon	3 0	105 H	Delaware	3 0			
			58 H	James Madison	2 3	189 A	Elon	3 1			
			55 A	Hofstra	1 3	101 H	UNCW	2 3			

Non-Div. I Games:

Col. of Charleston

Loss, Non-Conf, S Site, H Home, A Away, N Neutral Page 91

Average RPI Win:		161	WON-LOST RECORD		WINNING PCT. RANK	LAST 10 GAMES	STRENGTH OF SCHEDULE		OPP. STRENGTH OF SCHEDULE	TEAM RPI	ADJ RPI	CONF. RPI	ADJ CONF. RPI
Average RPI Loss:		76											
DIV. I ONLY		15- 14			.51724 169	3- 7	56		90	92	.55014 92	7	7
DIV. I NON-CONF.		8- 6			.57143 138	0- 0	57		90	71	.57293 72	7	7
TOTALS		RPI 1-25	RPI 26-50		W-L RECORDS		RPI 51-100		RPI 101-150		RPI 150+		
15- 14	0- 3	0- 4		OVERALL		4- 2		4- 3		7- 2			
10- 6	0- 2	0- 2		HOME		4- 0		2- 1		4- 1			
2- 7	0- 1	0- 2		AWAY		0- 1		1- 2		1- 1			
3- 1	0- 0	0- 0		NEUTRAL		0- 1		1- 0		2- 0			
8- 6	0- 3	0- 0		NON-CONFERENCE		2- 1		2- 1		4- 1			
4- 4	0- 2	0- 0		HOME		2- 0		0- 1		2- 1			
1- 1	0- 1	0- 0		AWAY		0- 0		1- 0		0- 0			
3- 1	0- 0	0- 0		NEUTRAL		0- 1		1- 0		2- 0			
7- 8	0- 0	0- 4		CONFERENCE		2- 1		2- 2		3- 1			
6- 2	0- 0	0- 2		HOME		2- 0		2- 0		2- 0			
1- 6	0- 0	0- 2		AWAY		0- 1		0- 2		1- 1			
0- 0	0- 0	0- 0		NEUTRAL		0- 0		0- 0		0- 0			
RPI S	Opponent	Score	RPI S	Opponent	Score	RPI S	Opponent	Score	RPI S	Opponent	Score		
8 H	San Diego	0 3	33 A	Boise St.	0 3	54 N	Notre Dame	0 3	118 N	Murray St.	3 1		
11 H	Michigan St.	1 3	33 H	Boise St.	1 3	61 H	Long Beach St.	3 0	124 H	Denver	2 3		
20 A	Oregon	0 3	43 A	Colorado St.	0 3	71 A	Wyoming	2 3	128 A	Utah St.	2 3		
			43 H	Colorado St.	2 3	71 H	Wyoming	3 2	128 H	Utah St.	3 2		
						85 H	Nevada	3 0	133 A	Rhode Island	3 2		
						86 H	UC Santa Barbara	3 0	134 A	Fresno St.	1 3		
									134 H	Fresno St.	3 1		
									151 N	UC Davis	3 0		
									178 H	UC Irvine	2 3		
									182 A	San Jose St.	1 3		
									182 H	San Jose St.	3 0		
									220 H	Marist	3 0		
									247 N	Stony Brook	3 2		
									255 A	Air Force	3 0		
									255 H	Air Force	3 1		
									287 H	Cal St. Fullerton	3 0		
			LAST 10 GAMES										
			71 H	Wyoming	3 2	255 H	Air Force	3 1					
			43 H	Colorado St.	2 3	128 A	Utah St.	2 3					
			134 A	Fresno St.	1 3	85 H	Nevada	3 0					
			182 A	San Jose St.	1 3	43 A	Colorado St.	0 3					
			33 H	Boise St.	1 3	71 A	Wyoming	2 3					

Non-Div. I Games:

San Diego St.

Average RPI Win:	163	WON-LOST	WINNING	LAST 10	STRENGTH OF	OPP. STRENGTH	TEAM	ADJ	CONF.	ADJ CONF.	
Average RPI Loss:	113	RECORD	PCT. RANK	GAMES	SCHEDULE	OF SCHEDULE	RPI	RPI	RPI	RPI	
DIV. I ONLY	16- 12	.57143	131	4- 6	71	127	93	.54991	93	6	6
DIV. I NON-CONF.	8- 4	.66667	85	0- 0	126	261	102	.54507	104	9	10
<hr/>											
TOTALS	RPI 1-25	RPI 26-50		W-L RECORDS		RPI 51-100		RPI 101-150		RPI 150+	
16- 12	0- 0	0- 3		OVERALL		6- 4		2- 1		8- 4	
4- 7	0- 0	0- 2		HOME		2- 1		0- 1		2- 3	
7- 4	0- 0	0- 1		AWAY		3- 2		1- 0		3- 1	
5- 1	0- 0	0- 0		NEUTRAL		1- 1		1- 0		3- 0	
<hr/>											
8- 4	0- 0	0- 0		NON-CONFERENCE		2- 1		1- 1		5- 2	
0- 3	0- 0	0- 0		HOME		0- 0		0- 1		0- 2	
3- 0	0- 0	0- 0		AWAY		1- 0		0- 0		2- 0	
5- 1	0- 0	0- 0		NEUTRAL		1- 1		1- 0		3- 0	
<hr/>											
8- 8	0- 0	0- 3		CONFERENCE		4- 3		1- 0		3- 2	
4- 4	0- 0	0- 2		HOME		2- 1		0- 0		2- 1	
4- 4	0- 0	0- 1		AWAY		2- 2		1- 0		1- 1	
0- 0	0- 0	0- 0		NEUTRAL		0- 0		0- 0		0- 0	
<hr/>											
RPI S	Opponent	Score	RPI S	Opponent	Score	RPI S	Opponent	Score	RPI S	Opponent	Score
			34 H Cincinnati	2	3	51 A UCF	3	0	112 N North Dakota	3	2
			39 A SMU	2	3	52 A Temple	3	2	120 A South Fla.	3	1
			39 H SMU	2	3	52 H Temple	0	3	150 H UTRGV	1	3
						64 N FGCU	0	3	153 H Sam Houston St.	1	3
						66 A Tulsa	1	3	176 A Fla. Atlantic	3	2
						66 H Tulsa	3	2	184 H East Carolina	1	3
						97 A UConn	1	3	187 A Memphis	2	3
						97 H UConn	3	1	187 H Memphis	3	0
						98 A Southern Miss.	3	2	221 A Clemson	3	0
						100 N ETSU	3	0	236 A Houston	3	1
									236 H Houston	3	0
									246 N Abilene Christian	3	0
									286 N McNeese	3	2
									288 H Bethune-Cookman	2	3
									326 N Grambling	3	0
<hr/>											
LAST 10 GAMES											
			187 H Memphis	3	0	66 A Tulsa	1	3			
			236 H Houston	3	0	187 A Memphis	2	3			
			52 H Temple	0	3	236 A Houston	3	1			
			97 H UConn	3	1	34 H Cincinnati	2	3			
			39 A SMU	2	3	184 H East Carolina	1	3			

Non-Div. I Games:

Tulane

Average RPI Win:	212	WON-LOST RECORD	WINNING PCT. RANK	LAST 10 GAMES	STRENGTH OF SCHEDULE	OPP. STRENGTH OF SCHEDULE	TEAM RPI	ADJ RPI	CONF. RPI	ADJ CONF. RPI					
DIV. I ONLY		18- 5	.78261	33	8- 2	244	162	94	.54969	94	16	16			
DIV. I NON-CONF.		7- 2	.77778	41	0- 0	274	127	122	.52931	124	20	21			
<hr/>															
TOTALS	RPI 1-25		RPI 26-50		W-L RECORDS		RPI 51-100		RPI 101-150		RPI 150+				
18- 5	0- 0		0- 0		OVERALL		2- 3		1- 0		15- 2				
10- 0	0- 0		0- 0		HOME		1- 0		1- 0		8- 0				
5- 5	0- 0		0- 0		AWAY		0- 3		0- 0		5- 2				
3- 0	0- 0		0- 0		NEUTRAL		1- 0		0- 0		2- 0				
7- 2	0- 0		0- 0		NON-CONFERENCE		1- 2		1- 0		5- 0				
3- 0	0- 0		0- 0		HOME		0- 0		1- 0		2- 0				
1- 2	0- 0		0- 0		AWAY		0- 2		0- 0		1- 0				
3- 0	0- 0		0- 0		NEUTRAL		1- 0		0- 0		2- 0				
11- 3	0- 0		0- 0		CONFERENCE		1- 1		0- 0		10- 2				
7- 0	0- 0		0- 0		HOME		1- 0		0- 0		6- 0				
4- 3	0- 0		0- 0		AWAY		0- 1		0- 0		4- 2				
0- 0	0- 0		0- 0		NEUTRAL		0- 0		0- 0		0- 0				
RPI	S	Opponent	Score	RPI	S	Opponent	Score	RPI	S	Opponent	Score	RPI	S	Opponent	Score
						70 N	A&M-Corpus Christi	3	1	126 H	Albany (NY)	3	0		
						77 A	Rice	0	3	164 A	Columbia	2	3		
						78 A	Princeton	0	3	164 H	Columbia	3	1		
						78 H	Princeton	3	2	190 H	Rutgers	3	2		
						97 A	UConn	0	3	200 A	Harvard	2	3		
										200 H	Harvard	3	1		
										201 A	Cornell	3	1		
										201 H	Cornell	3	1		
										215 A	Penn	3	0		
										215 H	Penn	3	0		
										236 A	Houston	3	0		
										240 A	Dartmouth	3	2		
										240 H	Dartmouth	3	0		
										258 A	Brown	3	0		
										258 H	Brown	3	1		
										301 N	Loyola Maryland	3	0		
										308 N	St. Francis Brooklyn	3	0		
										314 H	Iona	3	0		
<hr/>															
LAST 10 GAMES															
						240 A	Dartmouth	3	2	201 H	Cornell	3	1		
						200 A	Harvard	2	3	258 H	Brown	3	1		
						215 H	Penn	3	0	78 A	Princeton	0	3		
						78 H	Princeton	3	2	215 A	Penn	3	0		
						164 H	Columbia	3	1	200 H	Harvard	3	1		

Non-Div. I Games:

Yale

Average RPI Win:		219	WON-LOST RECORD		WINNING PCT. RANK		LAST 10 GAMES		STRENGTH OF SCHEDULE		OPP. STRENGTH OF SCHEDULE		TEAM RPI		ADJ RPI		CONF. RPI		ADJ CONF. RPI	
DIV. I ONLY			22- 7		.75862	39	8- 2		223		155		95		.54868	96	14		14	
DIV. I NON-CONF.			11- 4		.73333	65	0- 0		211		145		106		.54278	106	16		16	
TOTALS		RPI 1-25		RPI 26-50		W-L RECORDS		RPI 51-100		RPI 101-150		RPI 150+								
22- 7	0- 2			0- 1	OVERALL		1- 2		4- 1		17- 1									
7- 1	0- 1			0- 0	HOME		1- 0		1- 0		5- 0									
9- 4	0- 1			0- 1	AWAY		0- 2		3- 0		6- 0									
6- 2	0- 0			0- 0	NEUTRAL		0- 0		0- 1		6- 1									
11- 4	0- 1			0- 1	NON-CONFERENCE		0- 0		4- 1		7- 1									
1- 0	0- 0			0- 0	HOME		0- 0		1- 0		0- 0									
4- 2	0- 1			0- 1	AWAY		0- 0		3- 0		1- 0									
6- 2	0- 0			0- 0	NEUTRAL		0- 0		0- 1		6- 1									
11- 3	0- 1			0- 0	CONFERENCE		1- 2		0- 0		10- 0									
6- 1	0- 1			0- 0	HOME		1- 0		0- 0		5- 0									
5- 2	0- 0			0- 0	AWAY		0- 2		0- 0		5- 0									
0- 0	0- 0			0- 0	NEUTRAL		0- 0		0- 0		0- 0									
RPI	S	Opponent		Score		RPI	S	Opponent		Score		RPI	S	Opponent		Score				
5	A	Florida		1	3	48	A	Indiana		1	3	69	H	UTSA		3	2			
16	H	Western Ky.		0	3							77	A	Rice		0	3			
												98	A	Southern Miss.		0	3			
												102	N	Northern Ky.		1	3			
												116	A	Bowling Green		3	0			
												136	H	Ohio		3	2			
												139	A	West Virginia		3	2			
												143	A	Toledo		3	0			
												176	H	Fla. Atlantic		3	1			
												179	A	North Texas		3	2			
												216	N	Florida A&M		3	0			
												222	H	UTEP		3	0			
												223	N	Jacksonville		3	0			
												224	N	Indiana St.		2	3			
												228	N	Fort Wayne		3	0			
												233	A	FIU		3	1			
												233	H	FIU		3	0			
												252	A	Louisiana Tech		3	1			
												254	N	Evansville		3	0			
												267	N	Morehead St.		3	1			
												276	H	Middle Tenn.		3	0			
												277	A	UAB		3	1			
												281	A	Charlotte		3	2			
												281	H	Charlotte		3	0			
												295	A	Stetson		3	0			
												321	N	Saint Francis (PA)		3	0			
LAST 10 GAMES																				
		277 A UAB		3	1			16 H Western Ky.		0	3			321 N Saint Francis (PA)		3	0			
		222 H UTEP		3	0			233 A FIU		3	1									
		281 A Charlotte		3	2			252 A Louisiana Tech		3	1									
		179 A North Texas		3	2			77 A Rice		0	3									
		176 H Fla. Atlantic		3	1			69 H UTSA		3	2									

Non-Div. I Games:

Marshall

Average RPI Win: 183		WON-LOST	WINNING	LAST 10	STRENGTH OF		OPP. STRENGTH	TEAM	ADJ	CONF.	ADJ CONF.
Average RPI Loss: 80		RECORD	PCT. RANK	GAMES	SCHEDULE		OF SCHEDULE	RPI	RPI	RPI	RPI
DIV. I ONLY		16- 11	.59259	116	3- 7		104	107	96	.54805	97
DIV. I NON-CONF.		9- 2	.81818	34	0- 0		159	204	63	.57809	67
TOTALS		RPI 1-25	RPI 26-50		W-L RECORDS		RPI 51-100		RPI 101-150		RPI 150+
16- 11	0- 0	0- 3		OVERALL		3- 5		2- 2		11- 1	
7- 4	0- 0	0- 1		HOME		2- 2		0- 1		5- 0	
7- 5	0- 0	0- 2		AWAY		1- 2		2- 0		4- 1	
2- 2	0- 0	0- 0		NEUTRAL		0- 1		0- 1		2- 0	
9- 2	0- 0	0- 0		NON-CONFERENCE		1- 1		2- 1		6- 0	
3- 0	0- 0	0- 0		HOME		1- 0		0- 0		2- 0	
4- 0	0- 0	0- 0		AWAY		0- 0		2- 0		2- 0	
2- 2	0- 0	0- 0		NEUTRAL		0- 1		0- 1		2- 0	
7- 9	0- 0	0- 3		CONFERENCE		2- 4		0- 1		5- 1	
4- 4	0- 0	0- 1		HOME		1- 2		0- 1		3- 0	
3- 5	0- 0	0- 2		AWAY		1- 2		0- 0		2- 1	
0- 0	0- 0	0- 0		NEUTRAL		0- 0		0- 0		0- 0	
RPI S	Opponent	Score	RPI S	Opponent	Score	RPI S	Opponent	Score	RPI S	Opponent	Score
			34 A Cincinnati	2	3	51 H UCF	0	3	117 A LSU	3	0
			34 H Cincinnati	0	3	52 A Temple	0	3	120 H South Fla.	2	3
			39 A SMU	1	3	52 H Temple	2	3	126 N Albany (NY)	1	3
						66 A Tulsa	3	0	137 A Army West Point	3	1
						93 A Tulane	1	3	167 N St. John's (NY)	3	2
						93 H Tulane	3	1	177 A Colgate	3	1
						94 H Yale	3	0	184 A East Carolina	2	3
						98 N Southern Miss.	0	3	184 H East Carolina	3	1
									187 A Memphis	3	0
									187 H Memphis	3	0
									207 A Syracuse	3	1
									234 N Virginia	3	0
									236 A Houston	3	1
									236 H Houston	3	0
									301 H Loyola Maryland	3	0
									308 H St. Francis Brooklyn	3	0
LAST 10 GAMES											
			34 H Cincinnati	0	3	52 A Temple	0	3			
			184 H East Carolina	3	1	184 A East Carolina	2	3			
			236 A Houston	3	1	34 A Cincinnati	2	3			
			93 A Tulane	1	3	120 H South Fla.	2	3			
			187 H Memphis	3	0	51 H UCF	0	3			

Non-Div. I Games:

UConn

Average RPI Win:		219	WON-LOST RECORD		WINNING PCT. RANK		LAST 10 GAMES		STRENGTH OF SCHEDULE		OPP. STRENGTH OF SCHEDULE		TEAM RPI		ADJ RPI		CONF. RPI		ADJ CONF. RPI		
DIV. I ONLY			22- 7		.75862	39	9- 1		219		174		97		.54802		98	14		14	
DIV. I NON-CONF.			11- 4		.73333	65	0- 0		239		176		121		.53004		123	16		16	
TOTALS		RPI 1-25		RPI 26-50		W-L RECORDS		RPI 51-100		RPI 101-150		RPI 150+									
22- 7		0- 2		0- 0		OVERALL		3- 3		1- 0		18- 2									
9- 2		0- 1		0- 0		HOME		2- 1		0- 0		7- 0									
8- 4		0- 0		0- 0		AWAY		0- 2		1- 0		7- 2									
5- 1		0- 1		0- 0		NEUTRAL		1- 0		0- 0		4- 0									
11- 4		0- 1		0- 0		NON-CONFERENCE		1- 2		1- 0		9- 1									
3- 1		0- 0		0- 0		HOME		0- 1		0- 0		3- 0									
3- 2		0- 0		0- 0		AWAY		0- 1		1- 0		2- 1									
5- 1		0- 1		0- 0		NEUTRAL		1- 0		0- 0		4- 0									
11- 3		0- 1		0- 0		CONFERENCE		2- 1		0- 0		9- 1									
6- 1		0- 1		0- 0		HOME		2- 0		0- 0		4- 0									
5- 2		0- 0		0- 0		AWAY		0- 1		0- 0		5- 1									
0- 0		0- 0		0- 0		NEUTRAL		0- 0		0- 0		0- 0									
RPI	S	Opponent		Score		RPI	S	Opponent		Score		RPI	S	Opponent		Score					
16	H	Western Ky.		1 3								117	A	LSU		3 1					
19	N	Kansas St.		1 3								62	A	Alabama		2 3					
												69	A	UTSA		0 3					
												77	H	Rice		3 2					
												93	H	Tulane		2 3					
												96	H	Marshall		3 0					
												97	N	UConn		3 0					

Non-Div. I Games:

Southern Miss.

[illegible]

Non-Div. I Games:

Miami (FL)

**E
T
S
U**

ETSU

UNCW

Average RPI Win:	176	WON-LOST	WINNING	LAST 10	STRENGTH OF	OPP. STRENGTH	TEAM	ADJ	CONF.	ADJ CONF.		
Average RPI Loss:	103	RECORD	PCT. RANK	GAMES	SCHEDULE	OF SCHEDULE	RPI	RPI	RPI	RPI		
DIV. I ONLY		17- 11	.60714	107	5- 5	118	123	99	.54617	101	8	9
DIV. I NON-CONF.		10- 2	.83333	27	0- 0	223	200	88	.56006	89	12	12
<hr/>												
TOTALS	RPI 1-25	RPI 26-50		W-L RECORDS		RPI 51-100		RPI 101-150		RPI 150+		
17- 11	0- 0	0- 0		OVERALL		4- 8		2- 1		11- 2		
7- 5	0- 0	0- 0		HOME		2- 3		0- 1		5- 1		
6- 6	0- 0	0- 0		AWAY		2- 5		1- 0		3- 1		
4- 0	0- 0	0- 0		NEUTRAL		0- 0		1- 0		3- 0		
<hr/>												
10- 2	0- 0	0- 0		NON-CONFERENCE		1- 1		1- 0		8- 1		
3- 1	0- 0	0- 0		HOME		0- 0		0- 0		3- 1		
3- 1	0- 0	0- 0		AWAY		1- 1		0- 0		2- 0		
4- 0	0- 0	0- 0		NEUTRAL		0- 0		1- 0		3- 0		
<hr/>												
7- 9	0- 0	0- 0		CONFERENCE		3- 7		1- 1		3- 1		
4- 4	0- 0	0- 0		HOME		2- 3		0- 1		2- 0		
3- 5	0- 0	0- 0		AWAY		1- 4		1- 0		1- 1		
0- 0	0- 0	0- 0		NEUTRAL		0- 0		0- 0		0- 0		
<hr/>												
RPI S	Opponent	Score	RPI S	Opponent	Score	RPI S	Opponent	Score	RPI S	Opponent	Score	
						55 A Hofstra	2	3	105 A Delaware	3	2	
						55 H Hofstra	3	1	105 H Delaware	1	3	
						58 A James Madison	1	3	136 N Ohio	3	1	
						58 H James Madison	2	3	179 A North Texas	3	1	
						59 A Duke	2	3	180 H Campbell	3	0	
						76 A North Carolina St.	3	1	189 A Elon	3	2	
						81 A Towson	1	3	189 H Elon	3	0	
						81 H Towson	0	3	209 N Wofford	3	2	
						88 A Northeastern	0	3	223 H Jacksonville	3	1	
						88 H Northeastern	1	3	224 N Indiana St.	3	0	
						90 A Col. of Charleston	3	2	226 A William & Mary	2	3	
						90 H Col. of Charleston	3	1	226 H William & Mary	3	0	
									235 H Davidson	0	3	
									237 H Winthrop	3	0	
									284 N UL Lafayette	3	0	
			298 A Appalachian St.	3	0							
<hr/>												
LAST 10 GAMES												
90 H Col. of Charleston			3	1	55 A Hofstra	2	3					
189 H Elon			3	0	105 H Delaware	1	3					
58 H James Madison			2	3	81 H Towson	0	3					
226 H William & Mary			3	0	189 A Elon	3	2					
88 A Northeastern			0	3	90 A Col. of Charleston	3	2					

Non-Div. I Games:

UNCW

Average RPI Win: 191		WON-LOST	WINNING	LAST 10	STRENGTH OF		OPP. STRENGTH	TEAM	ADJ	CONF.	ADJ CONF.		
Average RPI Loss: 89		RECORD	PCT. RANK	GAMES	SCHEDULE		OF SCHEDULE	RPI	RPI	RPI	RPI		
DIV. I ONLY		17- 10	.62963	98	8- 2		137	117	100	.54447	102	12	13
DIV. I NON-CONF.		6- 5	.54545	152	0- 0		207	114	169	.4996	169	13	13
<hr/>													
TOTALS		RPI 1-25	RPI 26-50		W-L RECORDS		RPI 51-100		RPI 101-150		RPI 150+		
17- 10		0- 0	0- 4		OVERALL		2- 1		2- 4		13- 1		
7- 1		0- 0	0- 1		HOME		1- 0		2- 0		4- 0		
5- 7		0- 0	0- 1		AWAY		0- 1		0- 4		5- 0		
5- 2		0- 0	0- 1		NEUTRAL		1- 0		0- 0		4- 1		
6- 5		0- 0	0- 2		NON-CONFERENCE		1- 0		0- 2		5- 1		
0- 0		0- 0	0- 0		HOME		0- 0		0- 0		0- 0		
1- 3		0- 0	0- 1		AWAY		0- 0		0- 2		1- 0		
5- 2		0- 0	0- 1		NEUTRAL		1- 0		0- 0		4- 1		
11- 5		0- 0	0- 2		CONFERENCE		1- 1		2- 2		8- 0		
7- 1		0- 0	0- 1		HOME		1- 0		2- 0		4- 0		
4- 4		0- 0	0- 1		AWAY		0- 1		0- 2		4- 0		
0- 0		0- 0	0- 0		NEUTRAL		0- 0		0- 0		0- 0		
RPI S	Opponent	Score	RPI S	Opponent	Score	RPI S	Opponent	Score	RPI S	Opponent	Score		
			26 N	Arizona	0 3	79 A	Green Bay	0 3	116 A	Bowling Green	0 3		
			44 A	Cleveland St.	0 3	79 H	Green Bay	3 2	119 A	Butler	0 3		
			44 H	Cleveland St.	2 3	96 N	Marshall	3 1	123 A	Oakland	1 3		
			48 A	Indiana	0 3				123 H	Oakland	3 0		
									138 A	Milwaukee	2 3		
									138 H	Milwaukee	3 0		
									157 N	Loyola Chicago	2 3		
									183 A	Valparaiso	3 0		
									183 H	Valparaiso	3 0		
									188 A	Ill.-Chicago	3 2		
									188 H	Ill.-Chicago	3 0		
									199 A	Wright St.	3 0		
									199 H	Wright St.	3 0		
									203 N	Ball St.	3 1		
									213 A	Youngstown St.	3 1		
									213 H	Youngstown St.	3 0		
									228 N	Fort Wayne	3 0		
									254 N	Evansville	3 0		
									267 A	Morehead St.	3 1		
									298 N	Appalachian St.	3 1		
			LAST 10 GAMES										
			188 A	Ill.-Chicago	3 2	123 A	Oakland	1 3					
			213 A	Youngstown St.	3 1	199 H	Wright St.	3 0					
			138 H	Milwaukee	3 0	183 A	Valparaiso	3 0					
			79 H	Green Bay	3 2	188 H	Ill.-Chicago	3 0					
			44 A	Cleveland St.	0 3	213 H	Youngstown St.	3 0					

Non-Div. I Games:

Northern Ky.

Average RPI Win:	134	WON-LOST RECORD	WINNING PCT. RANK	LAST 10 GAMES	STRENGTH OF SCHEDULE	OPP. STRENGTH OF SCHEDULE	TEAM RPI	ADJ RPI	CONF. RPI	ADJ CONF. RPI			
DIV. I ONLY		11- 16	.40741	215	37	23	106	.54408	103	3	3		
DIV. I NON-CONF.		7- 4	.63636	110	103	88	86	.56322	86	2	2		
<hr/>													
TOTALS	RPI 1-25	RPI 26-50		W-L RECORDS		RPI 51-100		RPI 101-150		RPI 150+			
11- 16	0- 8	2- 3		OVERALL		2- 4		3- 1		4- 0			
4- 8	0- 4	1- 2		HOME		1- 1		1- 1		1- 0			
3- 7	0- 4	1- 1		AWAY		0- 2		1- 0		1- 0			
4- 1	0- 0	0- 0		NEUTRAL		1- 1		1- 0		2- 0			
7- 4	0- 1	0- 0		NON-CONFERENCE		1- 3		2- 0		4- 0			
2- 1	0- 0	0- 0		HOME		0- 1		1- 0		1- 0			
1- 2	0- 1	0- 0		AWAY		0- 1		0- 0		1- 0			
4- 1	0- 0	0- 0		NEUTRAL		1- 1		1- 0		2- 0			
4- 12	0- 7	2- 3		CONFERENCE		1- 1		1- 1		0- 0			
2- 7	0- 4	1- 2		HOME		1- 0		0- 1		0- 0			
2- 5	0- 3	1- 1		AWAY		0- 1		1- 0		0- 0			
0- 0	0- 0	0- 0		NEUTRAL		0- 0		0- 0		0- 0			
RPI S	Opponent	Score	RPI S	Opponent	Score	RPI S	Opponent	Score	RPI S	Opponent	Score		
2 A	Nebraska	0 3	26 A	Arizona	0 3	71 N	Wyoming	3 0	127 A	Arizona St.	3 0		
7 H	Stanford	0 3	26 H	Arizona	3 1	72 A	Pacific	2 3	127 H	Arizona St.	1 3		
12 H	UCLA	0 3	40 H	Southern California	0 3	74 A	Colorado	1 3	128 H	Utah St.	3 2		
13 A	Washington	1 3	41 A	Washington St.	3 1	74 H	Colorado	3 2	131 N	Northern Colo.	3 0		
13 H	Washington	1 3	41 H	Washington St.	1 3	91 N	South Dakota	1 3	174 H	Seattle U	3 0		
20 A	Oregon	0 3				95 H	Portland	2 3	205 A	Idaho	3 0		
22 A	Utah	2 3							207 N	Syracuse	3 0		
22 H	Utah	0 3							291 N	Tennessee Tech	3 0		
<hr/>													
LAST 10 GAMES													
74 H Colorado						3	2	127 H Arizona St.				1	3
22 H Utah						0	3	22 A Utah				2	3
13 A Washington						1	3	74 A Colorado				1	3
41 A Washington St.						3	1	40 H Southern California				0	3
26 H Arizona						3	1	12 H UCLA				0	3

Non-Div. I Games:

Oregon St.

Non-Div. I Games:

American

Average RPI Win:	164	WON-LOST RECORD	WINNING PCT. RANK	LAST 10 GAMES	STRENGTH OF SCHEDULE	OPP. STRENGTH OF SCHEDULE	TEAM RPI	ADJ RPI	CONF. RPI	ADJ CONF. RPI					
Average RPI Loss:	97														
DIV. I ONLY	14- 15	.48276	182	8- 2	42	135	105	.54246	105	8	9				
DIV. I NON-CONF.	6- 7	.46154	190	0- 0	86	206	138	.52072	138	12	12				
<hr/>															
TOTALS	RPI 1-25	RPI 26-50		W-L RECORDS	RPI 51-100		RPI 101-150		RPI 150+						
14- 15	0- 1	0- 1		OVERALL	5- 8		1- 2		8- 3						
6- 6	0- 1	0- 0		HOME	4- 2		0- 1		2- 2						
5- 6	0- 0	0- 0		AWAY	1- 6		1- 0		3- 0						
3- 3	0- 0	0- 1		NEUTRAL	0- 0		0- 1		3- 1						
<hr/>															
6- 7	0- 1	0- 1		NON-CONFERENCE	1- 2		0- 1		5- 2						
2- 2	0- 1	0- 0		HOME	1- 0		0- 0		1- 1						
1- 2	0- 0	0- 0		AWAY	0- 2		0- 0		1- 0						
3- 3	0- 0	0- 1		NEUTRAL	0- 0		0- 1		3- 1						
<hr/>															
8- 8	0- 0	0- 0		CONFERENCE	4- 6		1- 1		3- 1						
4- 4	0- 0	0- 0		HOME	3- 2		0- 1		1- 1						
4- 4	0- 0	0- 0		AWAY	1- 4		1- 0		2- 0						
0- 0	0- 0	0- 0		NEUTRAL	0- 0		0- 0		0- 0						
<hr/>															
RPI S	Opponent	Score		RPI S	Opponent	Score		RPI S	Opponent	Score					
14 H	Missouri	0 3		39 N	SMU	0 3		55 A	Hofstra	0 3					
				55 H	Hofstra	3 1		101 A	UNCW	3 1					
				58 A	James Madison	1 3		101 H	UNCW	2 3					
				58 H	James Madison	3 2		130 N	High Point	1 3					
				64 A	FGCU	0 3		158 N	New Hampshire	3 0					
				76 A	North Carolina St.	0 3		160 N	VCU	1 3					
				81 A	Towson	3 0		175 H	Duquesne	3 2					
				81 H	Towson	1 3		186 A	Navy	3 0					
				88 A	Northeastern	0 3		189 A	Elon	3 1					
				88 H	Northeastern	3 2		189 H	Elon	2 3					
				90 A	Col. of Charleston	0 3		215 H	Penn	1 3					
				90 H	Col. of Charleston	2 3		226 A	William & Mary	3 2					
				99 H	Miami (FL)	3 2		226 H	William & Mary	3 0					
								324 N	New Orleans	3 1					
								329 N	Coppin St.	3 0					
				<hr/>											
LAST 10 GAMES															
226 A William & Mary				3		2		81 A Towson				3		0	
58 A James Madison				1		3		101 A UNCW				3		1	
55 H Hofstra				3		1		90 A Col. of Charleston				0		3	
88 H Northeastern				3		2		58 H James Madison				3		2	
189 A Elon				3		1		226 H William & Mary				3		0	

Non-Div. I Games:

Delaware

Average RPI Win:		198	WON-LOST RECORD		WINNING PCT. RANK		LAST 10 GAMES		STRENGTH OF SCHEDULE		OPP. STRENGTH OF SCHEDULE		TEAM RPI		ADJ RPI		CONF. RPI		ADJ CONF. RPI				
Average RPI Loss:		102																					
DIV. I ONLY			19- 11		.63333 97		8- 2		133		145		104		.54151 106		18		18				
DIV. I NON-CONF.			6- 8		.42857 207		0- 0		124		85		163		.50353 163		17		17				
TOTALS		RPI 1-25		RPI 26-50		W-L RECORDS		RPI 51-100		RPI 101-150		RPI 150+											
19- 11		0- 1		0- 1		OVERALL		0- 4		6- 3		13- 2											
9- 3		0- 0		0- 0		HOME		0- 2		3- 0		6- 1											
8- 5		0- 1		0- 0		AWAY		0- 1		3- 2		5- 1											
2- 3		0- 0		0- 1		NEUTRAL		0- 1		0- 1		2- 0											
6- 8		0- 1		0- 1		NON-CONFERENCE		0- 4		0- 1		6- 1											
1- 3		0- 0		0- 0		HOME		0- 2		0- 0		1- 1											
3- 2		0- 1		0- 0		AWAY		0- 1		0- 0		3- 0											
2- 3		0- 0		0- 1		NEUTRAL		0- 1		0- 1		2- 0											
13- 3		0- 0		0- 0		CONFERENCE		0- 0		6- 2		7- 1											
8- 0		0- 0		0- 0		HOME		0- 0		3- 0		5- 0											
5- 3		0- 0		0- 0		AWAY		0- 0		3- 2		2- 1											
0- 0		0- 0		0- 0		NEUTRAL		0- 0		0- 0		0- 0											
RPI	S	Opponent		Score		RPI	S	Opponent		Score		RPI	S	Opponent		Score							
24	A	UNLV		1	3	26	N	Arizona		0	3	55	N	Hofstra		1	3	108	A	Northern Ariz.		0	3
												56	H	Cal Poly		0	3	108	H	Northern Ariz.		3	0
												73	A	New Mexico St.		2	3	112	A	North Dakota		2	3
												85	H	Nevada		1	3	131	A	Northern Colo.		3	1
																		135	A	Idaho St.		3	2
																		135	H	Idaho St.		3	1
																		141	A	Portland St.		3	1
																		141	H	Portland St.		3	1
																		144	N	CSUN		0	3
																		151	H	UC Davis		0	3
																		153	N	Sam Houston St.		3	2
																		156	A	CSU Bakersfield		3	0
																		168	A	UT Arlington		3	1
																		198	H	Eastern Wash.		3	0
																		205	H	Idaho		3	0
																		214	A	Weber St.		3	1
																		214	H	Weber St.		3	0
																		222	A	UTEP		3	0
																		259	A	Montana St.		3	1
																		275	H	Montana		3	0
																		290	A	Southern Utah		2	3
																		290	H	Southern Utah		3	0
																		292	H	Grand Canyon		3	0
																		319	N	Ark.-Pine Bluff		3	0
						LAST 10 GAMES																	
						214	H	Weber St.		3	0	108	H	Northern Ariz.		3	0	292	H	Grand Canyon		3	0
						135	H	Idaho St.		3	1	198	H	Eastern Wash.		3	0	319	N	Ark.-Pine Bluff		3	0
						141	H	Portland St.		3	1	205	H	Idaho		3	0						
						259	A	Montana St.		3	1	108	A	Northern Ariz.		0	3						
						290	H	Southern Utah		3	0	290	A	Southern Utah		2	3						

Non-Div. I Games:

Sacramento St.

Average RPI Win:		170	WON-LOST RECORD		WINNING PCT. RANK		LAST 10 GAMES		STRENGTH OF SCHEDULE		OPP. STRENGTH OF SCHEDULE		TEAM RPI		ADJ RPI		CONF. RPI		ADJ CONF. RPI	
DIV. I ONLY			15- 12		.55556 139		4- 6		117		66		109		.54144 107		4		4	
DIV. I NON-CONF.			10- 3		.76923 45		0- 0		160		120		74		.57299 71		4		4	
TOTALS		RPI 1-25		RPI 26-50		W-L RECORDS		RPI 51-100		RPI 101-150		RPI 150+								
15- 12		0- 4		1- 1		OVERALL		3- 4		2- 0		9- 3								
7- 2		0- 1		1- 0		HOME		1- 0		1- 0		4- 1								
5- 8		0- 3		0- 1		AWAY		1- 2		0- 0		4- 2								
3- 2		0- 0		0- 0		NEUTRAL		1- 2		1- 0		1- 0								
10- 3		0- 0		1- 1		NON-CONFERENCE		1- 2		1- 0		7- 0								
3- 0		0- 0		1- 0		HOME		0- 0		0- 0		2- 0								
4- 1		0- 0		0- 1		AWAY		0- 0		0- 0		4- 0								
3- 2		0- 0		0- 0		NEUTRAL		1- 2		1- 0		1- 0								
5- 9		0- 4		0- 0		CONFERENCE		2- 2		1- 0		2- 3								
4- 2		0- 1		0- 0		HOME		1- 0		1- 0		2- 1								
1- 7		0- 3		0- 0		AWAY		1- 2		0- 0		0- 2								
0- 0		0- 0		0- 0		NEUTRAL		0- 0		0- 0		0- 0								
RPI	S	Opponent		Score		RPI	S	Opponent		Score		RPI	S	Opponent		Score				
5	A	Florida		1	3	34	H	Cincinnati		3	1	58	N	James Madison		3	0			
14	H	Missouri		1	3	44	A	Cleveland St.		2	3	62	A	Alabama		3	0			
18	A	Kentucky		0	3							67	N	Northern Ill.		0	3			
23	A	Texas A&M		0	3							68	A	South Carolina		2	3			
												80	N	Xavier		1	3			
												89	A	Ole Miss		0	3			
												89	H	Ole Miss		3	0			
												121	H	Auburn		3	0			
												138	N	Milwaukee		3	1			
												161	A	Mississippi St.		0	3			
												161	H	Mississippi St.		0	3			
												169	H	Georgia		3	0			
												181	A	Arkansas		0	3			
												181	H	Arkansas		3	1			
												192	A	Kent St.		3	1			
												194	A	Western Mich.		3	1			
												232	A	George Washington		3	0			
												248	N	Eastern Mich.		3	1			
												273	A	Troy		3	0			
												276	H	Middle Tenn.		3	0			
												283	H	La.-Monroe		3	0			
LAST 10 GAMES																				
181	A	Arkansas		0	3	62	A	Alabama		3	0									
89	A	Ole Miss		0	3	161	A	Mississippi St.		0	3									
23	A	Texas A&M		0	3	181	H	Arkansas		3	1									
14	H	Missouri		1	3	89	H	Ole Miss		3	0									
121	H	Auburn		3	0	18	A	Kentucky		0	3									

Non-Div. I Games:

Tennessee

Average RPI Win: 219		WON-LOST	WINNING	LAST 10	STRENGTH OF		OPP. STRENGTH	TEAM	ADJ		CONF.	ADJ CONF.
Average RPI Loss: 116		RECORD	PCT. RANK	GAMES	SCHEDULE		OF SCHEDULE	RPI	RPI		RPI	RPI
DIV. I ONLY		22- 7	.75862	39	7- 3		251	197	107		.54096	108
DIV. I NON-CONF.		10- 3	.76923	45	0- 0		268	191	132		.52516	132
TOTALS		RPI 1-25	RPI 26-50		W-L RECORDS		RPI 51-100		RPI 101-150		RPI 150+	
22- 7		0- 0	0- 0		OVERALL		1- 2		5- 3		16- 2	
9- 1		0- 0	0- 0		HOME		0- 0		3- 1		6- 0	
7- 5		0- 0	0- 0		AWAY		1- 1		2- 2		4- 2	
6- 1		0- 0	0- 0		NEUTRAL		0- 1		0- 0		6- 0	
10- 3		0- 0	0- 0		NON-CONFERENCE		1- 2		0- 0		9- 1	
2- 0		0- 0	0- 0		HOME		0- 0		0- 0		2- 0	
2- 2		0- 0	0- 0		AWAY		1- 1		0- 0		1- 1	
6- 1		0- 0	0- 0		NEUTRAL		0- 1		0- 0		6- 0	
12- 4		0- 0	0- 0		CONFERENCE		0- 0		5- 3		7- 1	
7- 1		0- 0	0- 0		HOME		0- 0		3- 1		4- 0	
5- 3		0- 0	0- 0		AWAY		0- 0		2- 2		3- 1	
0- 0		0- 0	0- 0		NEUTRAL		0- 0		0- 0		0- 0	
RPI S	Opponent	Score	RPI S	Opponent	Score	RPI S	Opponent	Score	RPI S	Opponent	Score	
						51 N	UCF	1 3	106 A	Sacramento St.	0 3	
						52 A	Temple	1 3	106 H	Sacramento St.	3 0	
						57 A	Southern Ill.	3 1	112 H	North Dakota	0 3	
									131 A	Northern Colo.	3 1	
									135 A	Idaho St.	2 3	
									135 H	Idaho St.	3 1	
									141 A	Portland St.	3 2	
									141 H	Portland St.	3 1	
									156 A	CSU Bakersfield	2 3	
									178 N	UC Irvine	3 2	
									194 N	Western Mich.	3 1	
									198 A	Eastern Wash.	1 3	
									205 A	Idaho	3 2	
									214 A	Weber St.	3 0	
									214 H	Weber St.	3 0	
									259 H	Montana St.	3 0	
									263 A	UT Martin	3 1	
									265 N	UC Riverside	3 2	
									270 N	San Francisco	3 0	
									275 H	Montana	3 0	
									288 H	Bethune-Cookman	3 0	
									288 H	Bethune-Cookman	3 0	
									290 A	Southern Utah	3 0	
									290 H	Southern Utah	3 0	
									309 N	Alabama A&M	3 0	
									311 N	Hampton	3 0	
LAST 10 GAMES												
			290 H	Southern Utah	3 0	106 A	Sacramento St.	0 3	290 A	Southern Utah	3 0	
			112 H	North Dakota	0 3	275 H	Montana	3 0	290 H	Southern Utah	3 0	
			135 A	Idaho St.	2 3	259 H	Montana St.	3 0	309 N	Alabama A&M	3 0	
			214 A	Weber St.	3 0	106 H	Sacramento St.	3 0	311 N	Hampton	3 0	
			141 A	Portland St.	3 2	141 H	Portland St.	3 1				

Non-Div. I Games:

Northern Ariz.

Non-Div. I Games:

Kennesaw St.

Average RPI Win:	152	WON-LOST	WINNING	LAST 10	STRENGTH OF	OPP. STRENGTH	TEAM	ADJ	CONF.	ADJ CONF.				
Average RPI Loss:	59	RECORD	PCT. RANK	GAMES	SCHEDULE	OF SCHEDULE	RPI	RPI	RPI	RPI				
DIV. I ONLY		12- 16	.42857	208	50	45	115	.53987	110	5	5			
DIV. I NON-CONF.		6- 6	.5	168	28	34	62	.58234	61	5	5			
<hr/>														
TOTALS	RPI 1-25	RPI 26-50		W-L RECORDS		RPI 51-100		RPI 101-150		RPI 150+				
12- 16	0- 4	1- 3		OVERALL		2- 7		5- 2		4- 0				
6- 6	0- 2	0- 0		HOME		1- 4		4- 0		1- 0				
2- 10	0- 2	0- 3		AWAY		1- 3		0- 2		1- 0				
4- 0	0- 0	1- 0		NEUTRAL		0- 0		1- 0		2- 0				
6- 6	0- 1	1- 3		NON-CONFERENCE		0- 2		3- 0		2- 0				
2- 2	0- 1	0- 0		HOME		0- 1		2- 0		0- 0				
0- 4	0- 0	0- 3		AWAY		0- 1		0- 0		0- 0				
4- 0	0- 0	1- 0		NEUTRAL		0- 0		1- 0		2- 0				
6- 10	0- 3	0- 0		CONFERENCE		2- 5		2- 2		2- 0				
4- 4	0- 1	0- 0		HOME		1- 3		2- 0		1- 0				
2- 6	0- 2	0- 0		AWAY		1- 2		0- 2		1- 0				
0- 0	0- 0	0- 0		NEUTRAL		0- 0		0- 0		0- 0				
<hr/>														
RPI S	Opponent	Score	RPI S	Opponent	Score	RPI S	Opponent	Score	RPI S	Opponent	Score			
6 A	BYU	0 3	26 A	Arizona	0 3	61 A	Long Beach St.	2 3	127 N	Arizona St.	3 0			
6 H	BYU	1 3	36 A	Hawaii	1 3	63 H	Loyola Marymount	0 3	129 A	Santa Clara	1 3			
8 A	San Diego	1 3	36 A	Hawaii	0 3	65 H	Lipscomb	1 3	129 H	Santa Clara	3 1			
12 H	UCLA	1 3	39 N	SMU	3 1	72 A	Pacific	3 0	133 H	Rhode Island	3 2			
						72 H	Pacific	3 2	144 H	CSUN	3 2			
						84 A	Gonzaga	2 3	145 A	St. Mary's (CA)	1 3			
						84 H	Gonzaga	1 3	145 H	St. Mary's (CA)	3 0			
						95 A	Portland	1 3	200 N	Harvard	3 2			
						95 H	Portland	2 3	217 N	Alabama St.	3 0			
									270 A	San Francisco	3 0			
									270 H	San Francisco	3 1			
<hr/>														
LAST 10 GAMES														
			270 H San Francisco			3 1			145 H St. Mary's (CA)			3 0		
			129 H Santa Clara			3 1			8 A San Diego			1 3		
			84 A Gonzaga			2 3			6 A BYU			0 3		
			95 A Portland			1 3			129 A Santa Clara			1 3		
			72 H Pacific			3 2			270 A San Francisco			3 0		

Non-Div. I Games:

Pepperdine

S
I
U
E

SIUE

Average RPI Win:		215	WON-LOST RECORD		WINNING PCT. RANK		LAST 10 GAMES		STRENGTH OF SCHEDULE		OPP. STRENGTH OF SCHEDULE		TEAM RPI		ADJ RPI		CONF. RPI		ADJ CONF. RPI	
DIV. I ONLY			23- 9		.71875	60	9- 1		221		172	111	.53759	112		18		18		
DIV. I NON-CONF.			9- 7		.5625	145	1- 0		202		161	165	.50227	165		17		17		
TOTALS		RPI 1-25		RPI 26-50		W-L RECORDS		RPI 51-100		RPI 101-150		RPI 150+								
23- 9	0- 1			0- 0		OVERALL		1- 4		5- 3		17- 1								
10- 3	0- 0			0- 0		HOME		0- 1		3- 1		7- 1								
10- 4	0- 1			0- 0		AWAY		0- 1		1- 2		9- 0								
3- 2	0- 0			0- 0		NEUTRAL		1- 2		1- 0		1- 0								
9- 7	0- 1			0- 0		NON-CONFERENCE		1- 4		1- 1		7- 1								
2- 3	0- 0			0- 0		HOME		0- 1		0- 1		2- 1								
4- 2	0- 1			0- 0		AWAY		0- 1		0- 0		4- 0								
3- 2	0- 0			0- 0		NEUTRAL		1- 2		1- 0		1- 0								
14- 2	0- 0			0- 0		CONFERENCE		0- 0		4- 2		10- 0								
8- 0	0- 0			0- 0		HOME		0- 0		3- 0		5- 0								
6- 2	0- 0			0- 0		AWAY		0- 0		1- 2		5- 0								
0- 0	0- 0			0- 0		NEUTRAL		0- 0		0- 0		0- 0								
RPI	S	Opponent		Score		RPI	S	Opponent		Score		RPI	S	Opponent		Score				
4	A	Minnesota		1	3					79	N	Green Bay	0	3	106	H	Sacramento St.	3	2	
										89	H	Ole Miss	2	3	108	A	Northern Ariz.	3	0	
										91	A	South Dakota	1	3	131	A	Northern Colo.	0	3	
										93	N	Tulane	2	3	131	H	Northern Colo.	3	0	
										100	N	ETSU	3	2	135	A	Idaho St.	2	3	
															141	H	Portland St.	3	1	
															142	H	Texas Tech	0	3	
															143	N	Toledo	3	0	
															151	H	UC Davis	0	3	
															198	A	Eastern Wash.	3	1	
															198	H	Eastern Wash.	3	0	
															204	A	North Dakota St.	3	0	
															205	A	Idaho	3	1	
															205	H	Idaho	3	1	
															214	A	Weber St.	3	1	
															221	A	Clemson	3	1	
															222	H	UTEP	3	0	
															259	A	Montana St.	3	0	
															259	H	Montana St.	3	0	
															268	H	Omaha	3	0	
															275	A	Montana	3	1	
															275	H	Montana	3	0	
															290	H	Southern Utah	3	0	
															293	A	Jacksonville St.	3	0	
															296	A	South Dakota St.	3	1	
															332	N	Alcorn	3	0	
LAST 10 GAMES																				
				131	H	Northern Colo.	3	0	275	A	Montana	3	1							
				108	A	Northern Ariz.	3	0	204	A	North Dakota St.	3	0							
				205	H	Idaho	3	1	214	A	Weber St.	3	1							
				198	H	Eastern Wash.	3	0	135	A	Idaho St.	2	3							
				259	A	Montana St.	3	0	275	H	Montana	3	0							

Non-Div. I Games:

North Dakota

Average RPI Win: 186		WON-LOST	WINNING	LAST 10	STRENGTH OF	OPP. STRENGTH	TEAM	ADJ	CONF.	ADJ CONF.				
Average RPI Loss: 26		RECORD	PCT. RANK	GAMES	SCHEDULE	OF SCHEDULE	RPI	RPI	RPI	RPI				
DIV. I ONLY		11- 17	.39286	221	3- 7	41	27	116	.53698	113	1	1		
DIV. I NON-CONF.		8- 4	.66667	85	0- 0	142	122	96	.5531	97	1	1		
<hr/>														
TOTALS		RPI 1-25	RPI 26-50		W-L RECORDS		RPI 51-100		RPI 101-150		RPI 150+			
11- 17		0- 11	1- 3		OVERALL		2- 3		0- 0		8- 0			
5- 6		0- 4	1- 1		HOME		0- 1		0- 0		4- 0			
2- 9		0- 6	0- 2		AWAY		0- 1		0- 0		2- 0			
4- 2		0- 1	0- 0		NEUTRAL		2- 1		0- 0		2- 0			
8- 4		0- 2	0- 1		NON-CONFERENCE		2- 1		0- 0		6- 0			
3- 0		0- 0	0- 0		HOME		0- 0		0- 0		3- 0			
1- 2		0- 1	0- 1		AWAY		0- 0		0- 0		1- 0			
4- 2		0- 1	0- 0		NEUTRAL		2- 1		0- 0		2- 0			
3- 13		0- 9	1- 2		CONFERENCE		0- 2		0- 0		2- 0			
2- 6		0- 4	1- 1		HOME		0- 1		0- 0		1- 0			
1- 7		0- 5	0- 1		AWAY		0- 1		0- 0		1- 0			
0- 0		0- 0	0- 0		NEUTRAL		0- 0		0- 0		0- 0			
RPI	S	Opponent	Score		RPI	S	Opponent	Score		RPI	S	Opponent	Score	
2	H	Nebraska	0	3	29	A	Ohio St.	0	3	60	A	Iowa	0	3
3	A	Wisconsin	0	3	29	H	Ohio St.	3	2	60	H	Iowa	0	3
4	A	Minnesota	0	3	40	A	Southern California	0	3	78	N	Princeton	3	2
4	H	Minnesota	0	3	50	H	Illinois	2	3	81	N	Towson	2	3
10	A	Kansas	0	3						87	N	Oklahoma	3	1
11	A	Michigan St.	1	3										
13	N	Washington	0	3										
15	A	Michigan	1	3										
15	H	Michigan	2	3										
21	A	Purdue	1	3										
25	H	Penn St.	1	3										
					LAST 10 GAMES									
					190	H	Rutgers	3	0	29	H	Ohio St.	3	2
					25	H	Penn St.	1	3	190	A	Rutgers	3	0
					4	H	Minnesota	0	3	15	H	Michigan	2	3
					21	A	Purdue	1	3	2	H	Nebraska	0	3
					29	A	Ohio St.	0	3	60	H	Iowa	0	3

Non-Div. I Games:

Maryland

Average RPI Win: 165		WON-LOST RECORD		WINNING PCT. RANK		LAST 10 GAMES		STRENGTH OF SCHEDULE		OPP. STRENGTH OF SCHEDULE		TEAM RPI		ADJ RPI		CONF. RPI		ADJ CONF. RPI	
Average RPI Loss: 84																			
DIV. I ONLY		13- 15		.46429 194		2- 8		55		95		112		.53686 114		10		10	
DIV. I NON-CONF.		6- 6		.5 168		0- 0		43		109		83		.56345 83		8		8	
TOTALS		RPI 1-25		RPI 26-50		W-L RECORDS		RPI 51-100		RPI 101-150		RPI 150+							
13- 15		0- 3		0- 2		OVERALL		2- 5		5- 2		6- 3							
6- 6		0- 1		0- 1		HOME		1- 1		3- 1		2- 2							
4- 6		0- 2		0- 1		AWAY		0- 2		2- 0		2- 1							
3- 3		0- 0		0- 0		NEUTRAL		1- 2		0- 1		2- 0							
6- 6		0- 1		0- 0		NON-CONFERENCE		1- 3		3- 1		2- 1							
2- 1		0- 0		0- 0		HOME		0- 0		2- 0		0- 1							
1- 2		0- 1		0- 0		AWAY		0- 1		1- 0		0- 0							
3- 3		0- 0		0- 0		NEUTRAL		1- 2		0- 1		2- 0							
7- 9		0- 2		0- 2		CONFERENCE		1- 2		2- 1		4- 2							
4- 5		0- 1		0- 1		HOME		1- 1		1- 1		2- 1							
3- 4		0- 1		0- 1		AWAY		0- 1		1- 0		2- 1							
0- 0		0- 0		0- 0		NEUTRAL		0- 0		0- 0		0- 0							
RPI S	Opponent	Score		RPI S	Opponent	Score		RPI S	Opponent	Score		RPI S	Opponent	Score					
11 A	Michigan St.	0	3	35 A	Marquette	0	3	54 N	Notre Dame	2	3	119 H	Butler	3	2				
17 A	Creighton	1	3	35 H	Marquette	2	3	60 N	Iowa	0	3	120 H	South Fla.	3	2				
17 H	Creighton	0	3					67 A	Northern Ill.	1	3	126 H	Albany (NY)	3	1				
								75 A	Villanova	0	3	134 A	Fresno St.	3	1				
								75 H	Villanova	3	1	141 N	Portland St.	1	3				
								80 H	Xavier	1	3	146 A	Seton Hall	3	2				
								95 N	Portland	3	1	146 H	Seton Hall	1	3				
												157 N	Loyola Chicago	3	1				
												167 A	St. John's (NY)	0	3				
												167 H	St. John's (NY)	1	3				
												188 H	Ill.-Chicago	2	3				
												211 N	UMES	3	0				
												238 A	Providence	3	2				
												238 H	Providence	3	0				
												243 A	Georgetown	3	1				
												243 H	Georgetown	3	0				
				LAST 10 GAMES															
				146 H	Seton Hall	1	3	238 H	Providence	3	0								
				167 H	St. John's (NY)	1	3	17 H	Creighton	0	3								
				35 A	Marquette	0	3	35 H	Marquette	2	3								
				75 A	Villanova	0	3	80 H	Xavier	1	3								
				243 A	Georgetown	3	1	167 A	St. John's (NY)	0	3								

Non-Div. I Games:

DePaul

Average RPI Win:		197	WON-LOST RECORD		WINNING PCT. RANK		LAST 10 GAMES		STRENGTH OF SCHEDULE		OPP. STRENGTH OF SCHEDULE		TEAM RPI		ADJ RPI		CONF. RPI		ADJ CONF. RPI				
DIV. I ONLY			16- 12		.57143 131		4- 6		146		93		123		.53685 115		11		11				
DIV. I NON-CONF.			7- 5		.58333 129		0- 0		139		80		116		.54146 111		11		11				
TOTALS		RPI 1-25		RPI 26-50				W-L RECORDS		RPI 51-100				RPI 101-150				RPI 150+					
16- 12		1- 1		2- 4				OVERALL		0- 5				0- 1				13- 1					
4- 4		0- 0		0- 2				HOME		0- 2				0- 0				4- 0					
6- 5		0- 0		1- 2				AWAY		0- 2				0- 0				5- 1					
6- 3		1- 1		1- 0				NEUTRAL		0- 1				0- 1				4- 0					
7- 5		1- 1		1- 0				NON-CONFERENCE		0- 3				0- 1				5- 0					
0- 1		0- 0		0- 0				HOME		0- 1				0- 0				0- 0					
1- 1		0- 0		0- 0				AWAY		0- 1				0- 0				1- 0					
6- 3		1- 1		1- 0				NEUTRAL		0- 1				0- 1				4- 0					
9- 7		0- 0		1- 4				CONFERENCE		0- 2				0- 0				8- 1					
4- 3		0- 0		0- 2				HOME		0- 1				0- 0				4- 0					
5- 4		0- 0		1- 2				AWAY		0- 1				0- 0				4- 1					
0- 0		0- 0		0- 0				NEUTRAL		0- 0				0- 0				0- 0					
RPI	S	Opponent		Score		RPI	S	Opponent		Score		RPI	S	Opponent		Score		RPI	S	Opponent		Score	
12	N	UCLA		0	3	37	A	Wichita St.		1	3	57	A	Southern Ill.		1	3	146	N	Seton Hall		1	3
22	N	Utah		3	2	37	H	Wichita St.		0	3	57	H	Southern Ill.		2	3	157	A	Loyola Chicago		3	0
						45	A	UNI		3	2	63	A	Loyola Marymount		1	3	157	H	Loyola Chicago		3	1
						46	N	Miami (OH)		3	2	77	N	Rice		2	3	196	A	Drake		0	3
						47	A	Missouri St.		1	3	82	H	Saint Louis		0	3	204	N	North Dakota St.		3	0
						47	H	Missouri St.		2	3							207	N	Syracuse		3	0
																		224	A	Indiana St.		3	0
																		224	H	Indiana St.		3	0
																		254	A	Evansville		3	0
																		254	H	Evansville		3	0
																		260	A	Bradley		3	0
																		260	H	Bradley		3	0
																		272	N	Niagara		3	0
																		276	A	Middle Tenn.		3	0
																		291	N	Tennessee Tech		3	0
LAST 10 GAMES																							
47 A Missouri St.						1	3	157 A Loyola Chicago						3	0								
37 A Wichita St.						1	3	260 A Bradley						3	0								
254 H Evansville						3	0	37 H Wichita St.						0	3								
57 H Southern Ill.						2	3	47 H Missouri St.						2	3								
224 A Indiana St.						3	0	57 A Southern Ill.						1	3								

Non-Div. I Games:

Illinois St.

Average RPI Win: 219		WON-LOST	WINNING	LAST 10	STRENGTH OF		OPP. STRENGTH	TEAM	ADJ	CONF.	ADJ CONF.		
Average RPI Loss: 111		RECORD	PCT. RANK	GAMES	SCHEDULE		OF SCHEDULE	RPI	RPI	RPI	RPI		
DIV. I ONLY		20- 9	.68966	74	7- 3		193	202	114	.53645	116	15	15
DIV. I NON-CONF.		10- 3	.76923	45	0- 0		161	211	82	.56412	82	15	15

TOTALS		RPI 1-25		RPI 26-50		W-L RECORDS		RPI 51-100		RPI 101-150		RPI 150+	
20- 9		0- 0		0- 2		OVERALL		0- 2		3- 4		17- 1	
9- 6		0- 0		0- 1		HOME		0- 1		2- 3		7- 1	
7- 3		0- 0		0- 1		AWAY		0- 1		0- 1		7- 0	
4- 0		0- 0		0- 0		NEUTRAL		0- 0		1- 0		3- 0	
10- 3		0- 0		0- 0		NON-CONFERENCE		0- 1		2- 2		8- 0	
4- 3		0- 0		0- 0		HOME		0- 1		1- 2		3- 0	
2- 0		0- 0		0- 0		AWAY		0- 0		0- 0		2- 0	
4- 0		0- 0		0- 0		NEUTRAL		0- 0		1- 0		3- 0	
10- 6		0- 0		0- 2		CONFERENCE		0- 1		1- 2		9- 1	
5- 3		0- 0		0- 1		HOME		0- 0		1- 1		4- 1	
5- 3		0- 0		0- 1		AWAY		0- 1		0- 1		5- 0	
0- 0		0- 0		0- 0		NEUTRAL		0- 0		0- 0		0- 0	
RPI S	Opponent	Score	RPI S	Opponent	Score	RPI S	Opponent	Score	RPI S	Opponent	Score		
			46 A	Miami (OH)	0 3	67 A	Northern Ill.	1 3	102 H	Northern Ky.	3 0		
			46 H	Miami (OH)	0 3	96 H	Marshall	0 3	111 N	SIUE	3 0		
									123 H	Oakland	0 3		
									136 A	Ohio	2 3		
									136 H	Ohio	0 3		
									143 H	Toledo	3 1		
									149 H	Louisville	2 3		
									160 H	VCU	3 0		
									183 H	Valparaiso	3 0		
									188 A	Ill.-Chicago	3 0		
									192 A	Kent St.	3 1		
									192 H	Kent St.	3 1		
									194 H	Western Mich.	3 0		
									196 N	Drake	3 1		
									203 H	Ball St.	0 3		
									210 A	Central Mich.	3 0		
									228 H	Fort Wayne	3 0		
									248 A	Eastern Mich.	3 0		
									252 N	Louisiana Tech	3 2		
									278 N	UMass Lowell	3 0		
									289 A	Akron	3 1		
									289 H	Akron	3 0		
									303 A	Buffalo	3 0		
									303 H	Buffalo	3 0		
									310 A	Eastern Ill.	3 2		
LAST 10 GAMES			289 H	Akron	3 0	46 A	Miami (OH)	0 3					
			303 H	Buffalo	3 0	143 H	Toledo	3 1					
			136 A	Ohio	2 3	203 H	Ball St.	0 3					
			192 A	Kent St.	3 1	210 A	Central Mich.	3 0					
			194 H	Western Mich.	3 0	248 A	Eastern Mich.	3 0					

Non-Div. I Games:

Bowling Green

Average RPI Win:		155	WON-LOST RECORD		WINNING PCT. RANK		LAST 10 GAMES		STRENGTH OF SCHEDULE		OPP. STRENGTH OF SCHEDULE		TEAM RPI		ADJ RPI		CONF. RPI		ADJ CONF. RPI				
Average RPI Loss:		71																					
DIV. I ONLY			9- 16		.36 241		4- 6		13		70		119		.53631 117		4		4				
DIV. I NON-CONF.			5- 6		.45455 198		0- 0		48		128		99		.54892 101		4		4				
TOTALS		RPI 1-25		RPI 26-50		W-L RECORDS		RPI 51-100		RPI 101-150		RPI 150+											
9- 16		0- 5		0- 2		OVERALL		2- 6		0- 1		7- 2											
2- 11		0- 3		0- 2		HOME		0- 4		0- 0		2- 2											
3- 5		0- 2		0- 0		AWAY		2- 2		0- 1		1- 0											
4- 0		0- 0		0- 0		NEUTRAL		0- 0		0- 0		4- 0											
5- 6		0- 0		0- 2		NON-CONFERENCE		1- 3		0- 0		4- 1											
0- 5		0- 0		0- 2		HOME		0- 2		0- 0		0- 1											
1- 1		0- 0		0- 0		AWAY		1- 1		0- 0		0- 0											
4- 0		0- 0		0- 0		NEUTRAL		0- 0		0- 0		4- 0											
4- 10		0- 5		0- 0		CONFERENCE		1- 3		0- 1		3- 1											
2- 6		0- 3		0- 0		HOME		0- 2		0- 0		2- 1											
2- 4		0- 2		0- 0		AWAY		1- 1		0- 1		1- 0											
0- 0		0- 0		0- 0		NEUTRAL		0- 0		0- 0		0- 0											
RPI	S	Opponent		Score		RPI	S	Opponent		Score		RPI	S	Opponent		Score							
5	A	Florida		0	3	27	H	Florida St.		0	3	51	A	UCF		3	2	121	A	Auburn	2	3	
5	H	Florida		0	3	38	H	Baylor		0	3	59	A	Duke		0	3	154	N	UNCG	3	1	
14	A	Missouri		0	3							68	A	South Carolina		1	3	161	H	Mississippi St.	3	0	
14	H	Missouri		0	3							68	H	South Carolina		1	3	169	A	Georgia	3	0	
23	H	Texas A&M		1	3							89	A	Ole Miss		3	2	169	H	Georgia	3	2	
												89	H	Ole Miss		1	3	174	N	Seattle U	3	1	
												97	H	UConn		0	3	176	N	Fla. Atlantic	3	1	
												98	H	Southern Miss.		1	3	181	H	Arkansas	0	3	
																		234	H	Virginia	2	3	
																		249	N	Eastern Ky.	3	0	
LAST 10 GAMES																							
						161	H	Mississippi St.		3	0	14	A	Missouri		0	3						
						169	H	Georgia		3	2	68	H	South Carolina		1	3						
						89	H	Ole Miss		1	3	5	H	Florida		0	3						
						5	A	Florida		0	3	169	A	Georgia		3	0						
						68	A	South Carolina		1	3	89	A	Ole Miss		3	2						

Non-Div. I Games:

LSU

Average RPI Win:		218	WON-LOST RECORD		WINNING PCT. RANK		LAST 10 GAMES		STRENGTH OF SCHEDULE		OPP. STRENGTH OF SCHEDULE		TEAM RPI		ADJ RPI		CONF. RPI		ADJ CONF. RPI	
DIV. I ONLY			20- 8		.71429 61		10- 0		220		192		117		.53557 118		26		26	
DIV. I NON-CONF.			5- 7		.41667 212		0- 0		192		51		199		.47942 199		26		26	
TOTALS		RPI 1-25		RPI 26-50		W-L RECORDS		RPI 51-100		RPI 101-150		RPI 150+								
20- 8		0- 1		0- 1		OVERALL		1- 2		4- 1		15- 3								
8- 0		0- 0		0- 0		HOME		0- 0		2- 0		6- 0								
9- 4		0- 1		0- 0		AWAY		1- 1		2- 1		6- 1								
3- 4		0- 0		0- 1		NEUTRAL		0- 1		0- 0		3- 2								
5- 7		0- 1		0- 1		NON-CONFERENCE		1- 2		0- 1		4- 2								
0- 0		0- 0		0- 0		HOME		0- 0		0- 0		0- 0								
2- 3		0- 1		0- 0		AWAY		1- 1		0- 1		1- 0								
3- 4		0- 0		0- 1		NEUTRAL		0- 1		0- 0		3- 2								
15- 1		0- 0		0- 0		CONFERENCE		0- 0		4- 0		11- 1								
8- 0		0- 0		0- 0		HOME		0- 0		2- 0		6- 0								
7- 1		0- 0		0- 0		AWAY		0- 0		2- 0		5- 1								
0- 0		0- 0		0- 0		NEUTRAL		0- 0		0- 0		0- 0								
RPI	S	Opponent		Score		RPI	S	Opponent		Score		RPI	S	Opponent		Score				
20	A	Oregon		0 3		50	N	Illinois		0 3		57	A	Southern Ill.		0 3				
												82	A	Saint Louis		3 2				
												92	N	San Diego St.		1 3				
												111	A	SIUE		3 2				
												111	H	SIUE		3 2				
												119	A	Butler		1 3				
												140	A	Austin Peay		3 1				
												140	H	Austin Peay		3 0				
												151	N	UC Davis		1 3				
												173	A	Belmont		3 2				
												197	A	Tennessee St.		3 0				
												199	N	Wright St.		3 0				
												203	N	Ball St.		3 2				
												213	N	Youngstown St.		3 2				
												228	A	Fort Wayne		3 1				
												249	H	Eastern Ky.		3 1				
												263	A	UT Martin		3 0				
												263	H	UT Martin		3 0				
												267	A	Morehead St.		0 3				
												268	N	Omaha		2 3				
												291	H	Tennessee Tech		3 0				
												293	H	Jacksonville St.		3 0				
												294	A	Southeast Mo. St.		3 0				
												294	H	Southeast Mo. St.		3 0				
												310	A	Eastern Ill.		3 0				
												310	H	Eastern Ill.		3 1				
						LAST 10 GAMES														
						111 H SIUE						294 A Southeast Mo. St.								
						310 H Eastern Ill.						173 A Belmont								
						249 H Eastern Ky.						197 A Tennessee St.								
						140 A Austin Peay						293 H Jacksonville St.								
						263 A UT Martin						291 H Tennessee Tech								

Non-Div. I Games:

Murray St.

Average RPI Win:	183	WON-LOST RECORD	WINNING PCT. RANK	LAST 10 GAMES	STRENGTH OF SCHEDULE	OPP. STRENGTH OF SCHEDULE	TEAM RPI	ADJ RPI	CONF. RPI	ADJ CONF. RPI		
DIV. I ONLY		19- 13	.59375	115	6- 4	156	86	118	.53539	119	10	10
DIV. I NON-CONF.		11- 5	.6875	84	0- 0	187	86	105	.54468	105	8	8

TOTALS	RPI 1-25	RPI 26-50		W-L RECORDS		RPI 51-100		RPI 101-150		RPI 150+		
19- 13	0- 3	0- 2		OVERALL		3- 3		3- 5		13- 0		
10- 4	0- 1	0- 1		HOME		1- 1		2- 1		7- 0		
7- 6	0- 2	0- 1		AWAY		2- 1		0- 2		5- 0		
2- 3	0- 0	0- 0		NEUTRAL		0- 1		1- 2		1- 0		
11- 5	0- 1	0- 1		NON-CONFERENCE		1- 1		3- 2		7- 0		
6- 1	0- 0	0- 1		HOME		0- 0		2- 0		4- 0		
3- 1	0- 1	0- 0		AWAY		1- 0		0- 0		2- 0		
2- 3	0- 0	0- 0		NEUTRAL		0- 1		1- 2		1- 0		
8- 8	0- 2	0- 1		CONFERENCE		2- 2		0- 3		6- 0		
4- 3	0- 1	0- 0		HOME		1- 1		0- 1		3- 0		
4- 5	0- 1	0- 1		AWAY		1- 1		0- 2		3- 0		
0- 0	0- 0	0- 0		NEUTRAL		0- 0		0- 0		0- 0		
RPI	S	Opponent	Score	RPI	S	Opponent	Score	RPI	S	Opponent	Score	
17	A	Creighton	0 3	26	H	Arizona	0 3	60	A	Iowa	3 0	
17	H	Creighton	0 3	35	A	Marquette	2 3	75	A	Villanova	3 0	
22	A	Utah	1 3					75	H	Villanova	3 1	
								80	A	Xavier	2 3	
								80	H	Xavier	2 3	
								84	N	Gonzaga	2 3	
								</				

Non-Div. I Games:

Butler

Average RPI Win:	193	WON-LOST	WINNING	LAST 10	STRENGTH OF	OPP. STRENGTH	TEAM	ADJ	CONF.	ADJ CONF.		
Average RPI Loss:	85	RECORD	PCT. RANK	GAMES	SCHEDULE	OF SCHEDULE	RPI	RPI	RPI	RPI		
DIV. I ONLY	16- 12	.57143	131	4- 6	129	99	120	.5344	120	6	6	
DIV. I NON-CONF.	9- 3	.75	50	0- 0	286	189	146	.51486	146	9	10	
<hr/>												
TOTALS	RPI 1-25	RPI 26-50		W-L RECORDS		RPI 51-100		RPI 101-150		RPI 150+		
16- 12	0- 0	0- 4		OVERALL		3- 4		0- 2		13- 2		
10- 4	0- 0	0- 2		HOME		1- 2		0- 0		9- 0		
4- 7	0- 0	0- 2		AWAY		2- 2		0- 1		2- 2		
2- 1	0- 0	0- 0		NEUTRAL		0- 0		0- 1		2- 0		
<hr/>												
9- 3	0- 0	0- 0		NON-CONFERENCE		0- 0		0- 2		9- 1		
6- 0	0- 0	0- 0		HOME		0- 0		0- 0		6- 0		
1- 2	0- 0	0- 0		AWAY		0- 0		0- 1		1- 1		
2- 1	0- 0	0- 0		NEUTRAL		0- 0		0- 1		2- 0		
<hr/>												
7- 9	0- 0	0- 4		CONFERENCE		3- 4		0- 0		4- 1		
4- 4	0- 0	0- 2		HOME		1- 2		0- 0		3- 0		
3- 5	0- 0	0- 2		AWAY		2- 2		0- 0		1- 1		
0- 0	0- 0	0- 0		NEUTRAL		0- 0		0- 0		0- 0		
<hr/>												
RPI	S	Opponent	Score	RPI	S	Opponent	Score	RPI	S	Opponent	Score	
				34	A	Cincinnati	0 3	51	A	UCF	0 3	
				34	H	Cincinnati	0 3	51	H	UCF	0 3	
				39	A	SMU	0 3	52	A	Temple	3 0	
				39	H	SMU	1 3	66	A	Tulsa	2 3	
								66	H	Tulsa	3 1	
								93	H	Tulane	1 3	
								97	A	UConn	3 2	
										114	A DePaul	2 3
										126	N Albany (NY)	1 3
										152	H New Mexico	3 1
										180	N Campbell	3 0
										184	A East Carolina	3 0
										184	H East Carolina	3 1
										187	A Memphis	2 3
										187	H Memphis	3 1
										188	A Ill.-Chicago	2 3
										195	N Mercer	3 1
										199	H Wright St.	3 0
										218	H LIU Brooklyn	3 0
										236	H Houston	3 1
										266	H Western Caro.	3 0
										281	A Charlotte	3 0
										295	H Stetson	3 0
										295	H Stetson	3 0
<hr/>												
				LAST 10 GAMES								
				39	A	SMU	0 3	184	H	East Carolina	3 1	
				66	A	Tulsa	2 3	66	H	Tulsa	3 1	
				187	A	Memphis	2 3	39	H	SMU	1 3	
				51	H	UCF	0 3	97	A	UConn	3 2	
				34	H	Cincinnati	0 3	52	A	Temple	3 0	

Non-Div. I Games:

South Fla.

Non-Div. I Games:

Auburn

Average RPI Win: 250		WON-LOST	WINNING	LAST 10	STRENGTH OF		OPP. STRENGTH	TEAM	ADJ	CONF.	ADJ CONF.		
Average RPI Loss: 179		RECORD	PCT. RANK	GAMES	SCHEDULE		OF SCHEDULE	RPI	RPI	RPI	RPI		
DIV. I ONLY		23- 5	.82143	17	8- 2		273	281	113	.53419	122	24	24
DIV. I NON-CONF.		9- 3	.75	50	0- 0		306	286	179	.48837	182	27	27

TOTALS		RPI 1-25		RPI 26-50		W-L RECORDS		RPI 51-100		RPI 101-150		RPI 150+	
23- 5		0- 0		0- 0		OVERALL		0- 0		2- 1		21- 4	
11- 0		0- 0		0- 0		HOME		0- 0		1- 0		10- 0	
8- 5		0- 0		0- 0		AWAY		0- 0		0- 1		8- 4	
4- 0		0- 0		0- 0		NEUTRAL		0- 0		1- 0		3- 0	
9- 3		0- 0		0- 0		NON-CONFERENCE		0- 0		1- 0		8- 3	
3- 0		0- 0		0- 0		HOME		0- 0		0- 0		3- 0	
2- 3		0- 0		0- 0		AWAY		0- 0		0- 0		2- 3	
4- 0		0- 0		0- 0		NEUTRAL		0- 0		1- 0		3- 0	
14- 2		0- 0		0- 0		CONFERENCE		0- 0		1- 1		13- 1	
8- 0		0- 0		0- 0		HOME		0- 0		1- 0		7- 0	
6- 2		0- 0		0- 0		AWAY		0- 0		0- 1		6- 1	
0- 0		0- 0		0- 0		NEUTRAL		0- 0		0- 0		0- 0	
RPI S	Opponent	Score	RPI S	Opponent	Score	RPI S	Opponent	Score	RPI S	Opponent	Score		
										130 A	High Point	1	3
										130 H	High Point	3	0
										136 N	Ohio	3	0
										154 A	UNCG	1	3
										159 A	Samford	0	3
										170 A	Virginia Tech	1	3
										171 A	Liberty	3	1
										171 H	Liberty	3	2
										180 A	Campbell	3	1
										180 H	Campbell	3	1
										237 A	Winthrop	3	0
										237 H	Winthrop	3	0
										239 H	Wake Forest	3	2
										257 A	UNC Asheville	3	1
										257 H	UNC Asheville	3	2
										277 A	UAB	3	0
										280 A	Charleston So.	1	3
										280 H	Charleston So.	3	0
										282 A	Gardner-Webb	3	0
										282 H	Gardner-Webb	3	1
										291 N	Tennessee Tech	3	0
										294 N	Southeast Mo. St.	3	0
										300 A	Presbyterian	3	0
										300 H	Presbyterian	3	1
										308 H	St. Francis Brooklyn	3	0
										311 N	Hampton	3	0
										313 A	N.C. A&T	3	2
			LAST 10 GAMES										
			280 H	Charleston So.	3 0	171 A	Liberty	3 1					
			300 H	Presbyterian	3 1	237 A	Winthrop	3 0					
			180 H	Campbell	3 1	282 A	Gardner-Webb	3 0					
			130 A	High Point	1 3	280 A	Charleston So.	1 3					
			257 H	UNC Asheville	3 2	282 H	Gardner-Webb	3 1					

Non-Div. I Games:

Radford

RPI	S	Opponent	Score	
320	H	Norfolk St.	3	0

Radford

R
a
d
f
o
r
d

R
a
d
f
o
r
d

Average RPI Win: 177		WON-LOST RECORD		WINNING PCT. RANK		LAST 10 GAMES		STRENGTH OF SCHEDULE		OPP. STRENGTH OF SCHEDULE		TEAM RPI		ADJ RPI		CONF. RPI		ADJ CONF. RPI	
DIV. I ONLY		18- 12		.6 114		5- 5		161		116		124		.53227 123		12		13	
DIV. I NON-CONF.		8- 6		.57143 138		0- 0		235		117		170		.49701 170		13		13	
TOTALS		RPI 1-25		RPI 26-50		W-L RECORDS		RPI 51-100		RPI 101-150		RPI 150+							
18- 12		0- 0		1- 2		OVERALL		2- 2		4- 4		11- 4							
7- 2		0- 0		0- 1		HOME		1- 0		2- 0		4- 1							
6- 6		0- 0		1- 0		AWAY		1- 2		1- 2		3- 2							
5- 4		0- 0		0- 1		NEUTRAL		0- 0		1- 2		4- 1							
8- 6		0- 0		0- 1		NON-CONFERENCE		0- 2		2- 2		6- 1							
1- 0		0- 0		0- 0		HOME		0- 0		0- 0		1- 0							
2- 2		0- 0		0- 0		AWAY		0- 2		1- 0		1- 0							
5- 4		0- 0		0- 1		NEUTRAL		0- 0		1- 2		4- 1							
10- 6		0- 0		1- 1		CONFERENCE		2- 0		2- 2		5- 3							
6- 2		0- 0		0- 1		HOME		1- 0		2- 0		3- 1							
4- 4		0- 0		1- 0		AWAY		1- 0		0- 2		2- 2							
0- 0		0- 0		0- 0		NEUTRAL		0- 0		0- 0		0- 0							
RPI	S	Opponent	Score	RPI	S	Opponent	Score	RPI	S	Opponent	Score	RPI	S	Opponent	Score				
				40	N	Southern California	0 3	60	A	Iowa	0 3	102	A	Northern Ky.	0 3				
				44	A	Cleveland St.	3 2	77	A	Rice	0 3	102	H	Northern Ky.	3 1				
				44	H	Cleveland St.	0 3	79	A	Green Bay	3 2	116	A	Bowling Green	3 0				
								79	H	Green Bay	3 0	119	N	Butler	3 2				
												127	N	Arizona St.	2 3				
												138	A	Milwaukee	0 3				
												138	H	Milwaukee	3 2				
												149	N	Louisville	1 3				
												153	N	Sam Houston St.	2 3				
												160	N	VCU	3 0				
												183	A	Valparaiso	1 3				
												183	H	Valparaiso	0 3				
												188	A	Ill.-Chicago	2 3				
												188	H	Ill.-Chicago	3 2				
												194	H	Western Mich.	3 0				
												199	A	Wright St.	3 1				
												199	H	Wright St.	3 0				
												201	N	Cornell	3 1				
												213	A	Youngstown St.	3 2				
												213	H	Youngstown St.	3 0				
												303	N	Buffalo	3 0				
												316	A	Bucknell	3 0				
												318	N	Western Ill.	3 2				
LAST 10 GAMES																			
				138	A	Milwaukee	0 3	102	H	Northern Ky.	3 1								
				183	A	Valparaiso	1 3	188	A	Ill.-Chicago	2 3								
				44	H	Cleveland St.	0 3	79	A	Green Bay	3 2								
				213	H	Youngstown St.	3 0	138	H	Milwaukee	3 2								
				199	H	Wright St.	3 0	183	H	Valparaiso	0 3								

Non-Div. I Games:

Oakland

D
e
n
v
e
r

■ Loss,
 ■ Non-Conf,
 S Site,
 H Home,
 A Away,
 N Neutral

Page 125

Average RPI Win:	208	WON-LOST RECORD	WINNING PCT. RANK	LAST 10 GAMES	STRENGTH OF SCHEDULE	OPP. STRENGTH OF SCHEDULE	TEAM RPI	ADJ RPI	CONF. RPI	ADJ CONF. RPI		
Average RPI Loss:	84											
DIV. I ONLY		15- 13	.53571	155	8- 2	115	124	130	.53105	125	20	19
DIV. I NON-CONF.		5- 9	.35714	236	1- 0	59	53	136	.52425	133	14	14
<hr/>												
TOTALS	RPI 1-25	RPI 26-50		W-L RECORDS		RPI 51-100		RPI 101-150		RPI 150+		
15- 13	0- 3	0- 1		OVERALL		1- 4		1- 4		13- 1		
10- 5	0- 1	0- 0		HOME		0- 1		1- 3		9- 0		
4- 5	0- 1	0- 1		AWAY		0- 1		0- 1		4- 1		
1- 3	0- 1	0- 0		NEUTRAL		1- 2		0- 0		0- 0		
<hr/>												
5- 9	0- 3	0- 1		NON-CONFERENCE		1- 2		0- 3		4- 0		
4- 4	0- 1	0- 0		HOME		0- 0		0- 3		4- 0		
0- 2	0- 1	0- 1		AWAY		0- 0		0- 0		0- 0		
1- 3	0- 1	0- 0		NEUTRAL		1- 2		0- 0		0- 0		
<hr/>												
10- 4	0- 0	0- 0		CONFERENCE		0- 2		1- 1		9- 1		
6- 1	0- 0	0- 0		HOME		0- 1		1- 0		5- 0		
4- 3	0- 0	0- 0		AWAY		0- 1		0- 1		4- 1		
0- 0	0- 0	0- 0		NEUTRAL		0- 0		0- 0		0- 0		
<hr/>												
RPI S	Opponent	Score		RPI S	Opponent	Score		RPI S	Opponent	Score		
6 A	BYU	0	3	36 A	Hawaii	0	3	56 N	Cal Poly	0	3	
13 N	Washington	0	3					67 N	Northern Ill.	3	2	
24 H	UNLV	1	3					73 A	New Mexico St.	2	3	
								73 H	New Mexico St.	2	3	
								77 N	Rice	0	3	
											</	

Non-Div. I Games:

Utah Valley

Average RPI Win:	214	WON-LOST RECORD	WINNING PCT. RANK	LAST 10 GAMES	STRENGTH OF SCHEDULE	OPP. STRENGTH OF SCHEDULE	TEAM RPI	ADJ RPI	CONF. RPI	ADJ CONF. RPI				
Average RPI Loss:	126													
DIV. I ONLY		15- 9	.625	103	7- 3	159	200	125	.53084	126	23	23		
DIV. I NON-CONF.		6- 6	.5	168	0- 0	88	118	117	.53594	117	23	23		
<hr/>														
TOTALS	RPI 1-25	RPI 26-50		W-L RECORDS		RPI 51-100		RPI 101-150		RPI 150+				
15- 9	0- 1	0- 0		OVERALL		1- 3		2- 1		12- 4				
4- 2	0- 0	0- 0		HOME		0- 0		0- 0		4- 2				
6- 4	0- 1	0- 0		AWAY		0- 1		1- 1		5- 1				
5- 3	0- 0	0- 0		NEUTRAL		1- 2		1- 0		3- 1				
<hr/>														
6- 6	0- 1	0- 0		NON-CONFERENCE		1- 3		2- 1		3- 1				
0- 0	0- 0	0- 0		HOME		0- 0		0- 0		0- 0				
1- 3	0- 1	0- 0		AWAY		0- 1		1- 1		0- 0				
5- 3	0- 0	0- 0		NEUTRAL		1- 2		1- 0		3- 1				
<hr/>														
9- 3	0- 0	0- 0		CONFERENCE		0- 0		0- 0		9- 3				
4- 2	0- 0	0- 0		HOME		0- 0		0- 0		4- 2				
5- 1	0- 0	0- 0		AWAY		0- 0		0- 0		5- 1				
0- 0	0- 0	0- 0		NEUTRAL		0- 0		0- 0		0- 0				
<hr/>														
RPI	S	Opponent	Score		RPI	S	Opponent	Score		RPI	S	Opponent	Score	
24	A	UNLV	1	3						73	N	New Mexico St.	0	3
										86	N	UC Santa Barbara	1	3
										94	A	Yale	0	3
										97	N	UConn	3	1
										114	A	DePaul	1	3
										120	N	South Fla.	3	1
										137	A	Army West Point	3	2
										158	A	New Hampshire	0	3
										158	H	New Hampshire	3	2
										167	N	St. John's (NY)	3	1
										188	N	Ill.-Chicago	1	3
										190	N	Rutgers	3	0
										193	A	UMBC	3	1
										193	H	UMBC	2	3
										208	A	Binghamton	3	1
										208	H	Binghamton	0	3
										247	A	Stony Brook	3	2
										247	H	Stony Brook	3	0
										278	A	UMass Lowell	3	2
										278	H	UMass Lowell	3	1
										285	A	Hartford	3	0
										285	H	Hartford	3	1
										314	N	Iona	3	1
<hr/>														
LAST 10 GAMES														
158	A	New Hampshire	0	3	208	H	Binghamton	0	3					
193	H	UMBC	2	3	158	H	New Hampshire	3	2					
247	H	Stony Brook	3	0	247	A	Stony Brook	3	2					
278	A	UMass Lowell	3	2	193	A	UMBC	3	1					
285	A	Hartford	3	0	285	H	Hartford	3	1					

Non-Div. I Games:

Albany (NY)

Average RPI Win:		141	WON-LOST RECORD		WINNING PCT. RANK		LAST 10 GAMES		STRENGTH OF SCHEDULE		OPP. STRENGTH OF SCHEDULE		TEAM RPI	ADJ RPI		CONF. RPI	ADJ CONF. RPI
DIV. I ONLY			9- 19		.32143 260		2- 8		17		37		126	.5296 127		3	3
DIV. I NON-CONF.			7- 5		.58333 129		0- 0		68		125		78	.5674 79		2	2
TOTALS		RPI 1-25		RPI 26-50		W-L RECORDS		RPI 51-100		RPI 101-150		RPI 150+					
9- 19		0- 8		0- 6		OVERALL		1- 1		5- 3		3- 1					
0- 6		0- 3		0- 2		HOME		0- 0		0- 1		0- 0					
3- 11		0- 5		0- 4		AWAY		1- 1		1- 0		1- 1					
6- 2		0- 0		0- 0		NEUTRAL		0- 0		4- 2		2- 0					
7- 5		0- 0		0- 1		NON-CONFERENCE		1- 1		4- 2		2- 1					
0- 0		0- 0		0- 0		HOME		0- 0		0- 0		0- 0					
1- 3		0- 0		0- 1		AWAY		1- 1		0- 0		0- 1					
6- 2		0- 0		0- 0		NEUTRAL		0- 0		4- 2		2- 0					
2- 14		0- 8		0- 5		CONFERENCE		0- 0		1- 1		1- 0					
0- 6		0- 3		0- 2		HOME		0- 0		0- 1		0- 0					
2- 8		0- 5		0- 3		AWAY		0- 0		1- 0		1- 0					
0- 0		0- 0		0- 0		NEUTRAL		0- 0		0- 0		0- 0					
RPI	S	Opponent		Score		RPI	S	Opponent		Score		RPI	S	Opponent		Score	
7	A	Stanford		0 3		26	A	Arizona		1 3		60	A	Iowa		0 3	
12	A	UCLA		0 3		33	A	Boise St.		1 3		61	A	Long Beach St.		3 2	
12	H	UCLA		0 3		40	A	Southern California		1 3				110 N Pepperdine		0 3	
13	A	Washington		0 3		40	H	Southern California		0 3				119 N Butler		3 2	
13	H	Washington		0 3		41	A	Washington St.		1 3				123 N Oakland		3 2	
20	A	Oregon		1 3		41	H	Washington St.		0 3				129 N Santa Clara		3 2	
20	H	Oregon		2 3										132 N Fairfield		3 0	
22	A	Utah		2 3										141 N Portland St.		1 3	
														152 A New Mexico		1 3	
														155 A California		3 1	
														200 N Harvard		3 0	
														246 N Abilene Christian		3 0	
LAST 10 GAMES																	
						13	A	Washington		0 3		103	A	Oregon St.		3 1	
						41	A	Washington St.		1 3		13	H	Washington		0 3	
						12	H	UCLA		0 3		41	H	Washington St.		0 3	
						40	H	Southern California		0 3		7	A	Stanford		0 3	
						20	A	Oregon		1 3		155	A	California		3 1	

Non-Div. I Games:

Arizona St.

Average RPI Win: 179		WON-LOST RECORD		WINNING PCT. RANK		LAST 10 GAMES		STRENGTH OF SCHEDULE		OPP. STRENGTH OF SCHEDULE		TEAM RPI		ADJ RPI		CONF. RPI		ADJ CONF. RPI	
DIV. I ONLY		12- 15		.44444 200		5- 5		58		91		127		.52926 128		7		7	
DIV. I NON-CONF.		5- 6		.45455 198		0- 0		169		121		184		.48819 184		7		7	
TOTALS		RPI 1-25		RPI 26-50		W-L RECORDS		RPI 51-100		RPI 101-150		RPI 150+							
12- 15		0- 3		0- 4		OVERALL		3- 5		2- 2		7- 1							
6- 5		0- 1		0- 2		HOME		2- 1		0- 1		4- 0							
5- 7		0- 2		0- 2		AWAY		1- 2		2- 1		2- 0							
1- 3		0- 0		0- 0		NEUTRAL		0- 2		0- 0		1- 1							
5- 6		0- 1		0- 0		NON-CONFERENCE		0- 2		2- 2		3- 1							
2- 1		0- 0		0- 0		HOME		0- 0		0- 1		2- 0							
2- 2		0- 1		0- 0		AWAY		0- 0		2- 1		0- 0							
1- 3		0- 0		0- 0		NEUTRAL		0- 2		0- 0		1- 1							
7- 9		0- 2		0- 4		CONFERENCE		3- 3		0- 0		4- 0							
4- 4		0- 1		0- 2		HOME		2- 1		0- 0		2- 0							
3- 5		0- 1		0- 2		AWAY		1- 2		0- 0		2- 0							
0- 0		0- 0		0- 0		NEUTRAL		0- 0		0- 0		0- 0							
RPI S	Opponent	Score		RPI S	Opponent	Score		RPI S	Opponent	Score		RPI S	Opponent	Score					
22 A	Utah	0	3	33 A	Boise St.	0	3	63 N	Loyola Marymount	0	3	103 A	Oregon St.	2	3				
24 A	UNLV	0	3	33 H	Boise St.	0	3	71 A	Wyoming	1	3	124 A	Denver	3	1				
24 H	UNLV	2	3	43 A	Colorado St.	0	3	71 H	Wyoming	0	3	125 A	Utah Valley	3	1				
				43 H	Colorado St.	0	3	85 A	Nevada	3	2	141 H	Portland St.	2	3				
								85 H	Nevada	3	1	152 A	New Mexico	3	2				
								92 A	San Diego St.	2	3	152 H	New Mexico	3	1				
								92 H	San Diego St.	3	2	174 N	Seattle U	0	3				
								95 N	Portland	0	3	255 A	Air Force	3	1				
												255 H	Air Force	3	0				
												259 N	Montana St.	3	0				
												265 H	UC Riverside	3	0				
												302 H	Southeastern La.	3	1				
				LAST 10 GAMES															
				152 A	New Mexico	3	2	71 A	Wyoming	1	3								
				24 A	UNLV	0	3	85 H	Nevada	3	1								
				255 H	Air Force	3	0	92 H	San Diego St.	3	2								
				33 H	Boise St.	0	3	24 H	UNLV	2	3								
				43 A	Colorado St.	0	3	152 H	New Mexico	3	1								

Non-Div. I Games:

Utah St.

Average RPI Win:	150	WON-LOST	WINNING	LAST 10	STRENGTH OF	OPP. STRENGTH	TEAM	ADJ	CONF.	ADJ CONF.			
Average RPI Loss:	81	RECORD	PCT. RANK	GAMES	SCHEDULE	OF SCHEDULE	RPI	RPI	RPI	RPI			
DIV. I ONLY	15- 12	.55556	139	5- 5	174	40	133	.5292	129	5	5		
DIV. I NON-CONF.	9- 3	.75	50	0- 0	209	31	90	.56149	87	5	5		
<hr/>													
TOTALS	RPI 1-25	RPI 26-50		W-L RECORDS		RPI 51-100		RPI 101-150		RPI 150+			
15- 12	0- 2	2- 1		OVERALL		3- 5		4- 3		6- 1			
3- 3	0- 0	0- 0		HOME		1- 3		1- 0		1- 0			
6- 7	0- 2	1- 1		AWAY		2- 2		1- 2		2- 0			
6- 2	0- 0	1- 0		NEUTRAL		0- 0		2- 1		3- 1			
<hr/>													
9- 3	0- 0	2- 1		NON-CONFERENCE		0- 0		3- 1		4- 1			
0- 0	0- 0	0- 0		HOME		0- 0		0- 0		0- 0			
3- 1	0- 0	1- 1		AWAY		0- 0		1- 0		1- 0			
6- 2	0- 0	1- 0		NEUTRAL		0- 0		2- 1		3- 1			
<hr/>													
6- 9	0- 2	0- 0		CONFERENCE		3- 5		1- 2		2- 0			
3- 3	0- 0	0- 0		HOME		1- 3		1- 0		1- 0			
3- 6	0- 2	0- 0		AWAY		2- 2		0- 2		1- 0			
0- 0	0- 0	0- 0		NEUTRAL		0- 0		0- 0		0- 0			
<hr/>													
RPI S	Opponent	Score	RPI S	Opponent	Score	RPI S	Opponent	Score	RPI S	Opponent	Score		
6 A	BYU	0 3	33 A	Boise St.	1 3	63 A	Loyola Marymount	3 1	110 A	Pepperdine	1 3		
8 A	San Diego	0 3	35 N	Marquette	3 1	63 H	Loyola Marymount	0 3	110 H	Pepperdine	3 1		
			40 A	Southern California	3 1	72 A	Pacific	0 3	121 N	Auburn	3 1		
						72 H	Pacific	2 3	127 N	Arizona St.	2 3		
						84 A	Gonzaga	0 3	139 N	West Virginia	3 1		
						84 H	Gonzaga	3 1	145 A	St. Mary's (CA)	0 3		
						95 A	Portland	3 2	149 A	Louisville	3 1		
						95 H	Portland	1 3	151 N	UC Davis	1 3		
									155 A	California	3 1		
									178 N	UC Irvine	3 0		
									247 N	Stony Brook	3 0		
									270 A	San Francisco	3 0		
									270 H	San Francisco	3 0		
									292 N	Grand Canyon	3 0		
<hr/>													
LAST 10 GAMES													
63 A Loyola Marymount						3	1	145 A St. Mary's (CA)				0	3
110 A Pepperdine						1	3	72 A Pacific				0	3
270 H San Francisco						3	0	110 H Pepperdine				3	1
84 H Gonzaga						3	1	63 H Loyola Marymount				0	3
95 H Portland						1	3	270 A San Francisco				3	0

Non-Div. I Games:

Santa Clara

Average RPI Win: 216		WON-LOST RECORD		WINNING PCT. RANK		LAST 10 GAMES		STRENGTH OF SCHEDULE		OPP. STRENGTH OF SCHEDULE		TEAM RPI		ADJ RPI		CONF. RPI		ADJ CONF. RPI	
DIV. I ONLY		20- 9		.68966 74		6- 4		212		236		128		.52895 130		24		24	
DIV. I NON-CONF.		9- 4		.69231 74		0- 0		208		137		119		.5342 119		27		27	
TOTALS		RPI 1-25		RPI 26-50		W-L RECORDS		RPI 51-100		RPI 101-150		RPI 150+							
20- 9		0- 0		0- 1		OVERALL		1- 0		2- 1		17- 7							
8- 2		0- 0		0- 0		HOME		0- 0		1- 0		7- 2							
8- 5		0- 0		0- 0		AWAY		1- 0		0- 1		7- 4							
4- 2		0- 0		0- 1		NEUTRAL		0- 0		1- 0		3- 1							
9- 4		0- 0		0- 1		NON-CONFERENCE		1- 0		1- 0		7- 3							
2- 0		0- 0		0- 0		HOME		0- 0		0- 0		2- 0							
3- 2		0- 0		0- 0		AWAY		1- 0		0- 0		2- 2							
4- 2		0- 0		0- 1		NEUTRAL		0- 0		1- 0		3- 1							
11- 5		0- 0		0- 0		CONFERENCE		0- 0		1- 1		10- 4							
6- 2		0- 0		0- 0		HOME		0- 0		1- 0		5- 2							
5- 3		0- 0		0- 0		AWAY		0- 0		0- 1		5- 2							
0- 0		0- 0		0- 0		NEUTRAL		0- 0		0- 0		0- 0							
RPI	S	Opponent		Score		RPI	S	Opponent		Score		RPI	S	Opponent		Score			
						39	N	SMU	0	3									

Non-Div. I Games:

High Point

Average RPI Win: 215		WON-LOST	WINNING	LAST 10	STRENGTH OF		OPP. STRENGTH	TEAM	ADJ	CONF.	ADJ CONF.
Average RPI Loss: 106		RECORD	PCT. RANK	GAMES	SCHEDULE		OF SCHEDULE	RPI	RPI	RPI	RPI
DIV. I ONLY		18- 10	.64286	91	8- 2		182	170	129	.52888	131
DIV. I NON-CONF.		6- 6	.5	168	0- 0		147	133	154	.50897	153
TOTALS		RPI 1-25	RPI 26-50		W-L RECORDS		RPI 51-100		RPI 101-150		RPI 150+
18- 10	0- 0	0- 1		OVERALL		0- 2		3- 7		15- 0	
8- 4	0- 0	0- 1		HOME		0- 0		3- 3		5- 0	
8- 3	0- 0	0- 0		AWAY		0- 1		0- 2		8- 0	
2- 3	0- 0	0- 0		NEUTRAL		0- 1		0- 2		2- 0	
6- 6	0- 0	0- 1		NON-CONFERENCE		0- 2		1- 3		5- 0	
2- 2	0- 0	0- 1		HOME		0- 0		1- 1		1- 0	
2- 1	0- 0	0- 0		AWAY		0- 1		0- 0		2- 0	
2- 3	0- 0	0- 0		NEUTRAL		0- 1		0- 2		2- 0	
12- 4	0- 0	0- 0		CONFERENCE		0- 0		2- 4		10- 0	
6- 2	0- 0	0- 0		HOME		0- 0		2- 2		4- 0	
6- 2	0- 0	0- 0		AWAY		0- 0		0- 2		6- 0	
0- 0	0- 0	0- 0		NEUTRAL		0- 0		0- 0		0- 0	
RPI S	Opponent	Score	RPI S	Opponent	Score	RPI S	Opponent	Score	RPI S	Opponent	Score
			43 H	Colorado St.	1 3	72 A	Pacific	2 3	103 N	Oregon St.	0 3
						91 N	South Dakota	0 3	106 H	Sacramento St.	1 3
									108 H	Northern Ariz.	1 3
									112 A	North Dakota	0 3
									112 H	North Dakota	3 0
									124 H	Denver	3 1
									135 A	Idaho St.	2 3
									141 H	Portland St.	3 0
									145 H	St. Mary's (CA)	1 3
									148 N	North Florida	1 3
									198 A	Eastern Wash.	3 1
									198 H	Eastern Wash.	3 0
									204 H	North Dakota St.	3 2
									205 A	Idaho	3 1
									205 H	Idaho	3 1
									206 A	Houston Baptist	3 1
									214 A	Weber St.	3 2
									215 N	Penn	3 0
									243 N	Georgetown	3 0
									255 A	Air Force	3 0
									259 A	Montana St.	3 1
									259 H	Montana St.	3 0
									275 A	Montana	3 0
									275 H	Montana	3 0
									290 A	Southern Utah	3 0
LAST 10 GAMES			112 A	North Dakota	0 3	259 A	Montana St.	3 1	275 A	Montana	3 0
			290 A	Southern Utah	3 0	135 A	Idaho St.	2 3	275 H	Montana	3 0
			198 H	Eastern Wash.	3 0	214 A	Weber St.	3 2	290 A	Southern Utah	3 0
			205 H	Idaho	3 1	259 H	Montana St.	3 0			
			275 A	Montana	3 0	275 H	Montana	3 0			

Non-Div. I Games:

Northern Colo.

[illegible]

Non-Div. I Games:

Fairfield

RPI	S	Opponent	Score	
331	A	Saint Peter's	3	0
331	H	Saint Peter's	3	0

Fairfield

F
a
i
r
f
i
e
l
d

F
a
i
r
f
i
e
l
d

Average RPI Win: 234		WON-LOST RECORD		WINNING PCT. RANK		LAST 10 GAMES		STRENGTH OF SCHEDULE		OPP. STRENGTH OF SCHEDULE		TEAM RPI		ADJ RPI		CONF. RPI		ADJ CONF. RPI	
DIV. I ONLY		17- 9		.65385 88		8- 2		196		195		132		.52719 133		19		17	
DIV. I NON-CONF.		5- 7		.41667 212		0- 0		176		123		203		.47621 203		21		20	
TOTALS		RPI 1-25		RPI 26-50		W-L RECORDS		RPI 51-100		RPI 101-150		RPI 150+							
17- 9		0- 1		0- 1		OVERALL		1- 3		0- 2		16- 2							
7- 3		0- 0		0- 1		HOME		1- 2		0- 0		6- 0							
7- 3		0- 1		0- 0		AWAY		0- 0		0- 1		7- 1							
3- 3		0- 0		0- 0		NEUTRAL		0- 1		0- 1		3- 1							
5- 7		0- 1		0- 0		NON-CONFERENCE		0- 3		0- 2		5- 1							
1- 2		0- 0		0- 0		HOME		0- 2		0- 0		1- 0							
1- 2		0- 1		0- 0		AWAY		0- 0		0- 1		1- 0							
3- 3		0- 0		0- 0		NEUTRAL		0- 1		0- 1		3- 1							
12- 2		0- 0		0- 1		CONFERENCE		1- 0		0- 0		11- 1							
6- 1		0- 0		0- 1		HOME		1- 0		0- 0		5- 0							
6- 1		0- 0		0- 0		AWAY		0- 0		0- 0		6- 1							
0- 0		0- 0		0- 0		NEUTRAL		0- 0		0- 0		0- 0							
RPI S	Opponent	Score		RPI S	Opponent	Score		RPI S	Opponent	Score		RPI S	Opponent	Score					
25 A	Penn St.	0 3		31 H	Dayton	1 3		54 H	Notre Dame	1 3		110 A	Pepperdine	2 3					
								65 N	Lipscomb	0 3		144 N	CSUN	2 3					
								82 H	Saint Louis	3 1		160 A	VCU	3 2					
								92 H	San Diego St.	2 3		165 N	Howard	3 2					
												175 A	Duquesne	0 3					
												175 H	Duquesne	3 0					
												221 N	Clemson	0 3					
												232 A	George Washington	3 0					
												232 H	George Washington	3 1					
												235 A	Davidson	3 1					
												241 N	Central Conn. St.	3 0					
												247 H	Stony Brook	3 0					
												264 A	La Salle	3 0					
												264 H	La Salle	3 0					
												271 A	Fordham	3 0					
												271 H	Fordham	3 0					
												274 A	George Mason	3 0					
												274 H	George Mason	3 0					
												285 A	Hartford	3 0					
												299 N	Manhattan	3 0					
				LAST 10 GAMES															
				271 A	Fordham	3 0		271 H	Fordham	3 0									
				274 H	George Mason	3 0		175 A	Duquesne	0 3									
				232 H	George Washington	3 1		264 A	La Salle	3 0									
				160 A	VCU	3 2		82 H	Saint Louis	3 1									
				235 A	Davidson	3 1		31 H	Dayton	1 3									

Non-Div. I Games:

Rhode Island

Average RPI Win:	198	WON-LOST RECORD	WINNING PCT. RANK	LAST 10 GAMES	STRENGTH OF SCHEDULE	OPP. STRENGTH OF SCHEDULE	TEAM RPI	ADJ RPI	CONF. RPI	ADJ CONF. RPI	
DIV. I ONLY		13- 14	.48148 184	3- 7	85	120	134	.52591 134	7	7	
DIV. I NON-CONF.		9- 2	.81818 34	0- 0	206	238	91	.55876 91	7	7	
<hr/>											
TOTALS	RPI 1-25	RPI 26-50		W-L RECORDS	RPI 51-100		RPI 101-150		RPI 150+		
13- 14	0- 2	0- 4		OVERALL	2- 5		1- 1		10- 2		
6- 6	0- 1	0- 2		HOME	2- 2		1- 1		3- 0		
4- 8	0- 1	0- 2		AWAY	0- 3		0- 0		4- 2		
3- 0	0- 0	0- 0		NEUTRAL	0- 0		0- 0		3- 0		
9- 2	0- 0	0- 0		NON-CONFERENCE	0- 1		1- 1		8- 0		
2- 2	0- 0	0- 0		HOME	0- 1		1- 1		1- 0		
4- 0	0- 0	0- 0		AWAY	0- 0		0- 0		4- 0		
3- 0	0- 0	0- 0		NEUTRAL	0- 0		0- 0		3- 0		
4- 12	0- 2	0- 4		CONFERENCE	2- 4		0- 0		2- 2		
4- 4	0- 1	0- 2		HOME	2- 1		0- 0		2- 0		
0- 8	0- 1	0- 2		AWAY	0- 3		0- 0		0- 2		
0- 0	0- 0	0- 0		NEUTRAL	0- 0		0- 0		0- 0		
<hr/>											
RPI S	Opponent	Score	RPI S	Opponent	Score	RPI S	Opponent	Score	RPI S	Opponent	Score
24 A	UNLV	0 3	33 A	Boise St.	0 3	71 A	Wyoming	0 3	114 H	DePaul	1 3
24 H	UNLV	2 3	33 H	Boise St.	0 3	71 H	Wyoming	3 2	141 H	Portland St.	3 2
			43 A	Colorado St.	1 3	85 A	Nevada	2 3	152 A	New Mexico	2 3
			43 H	Colorado St.	0 3	85 H	Nevada	0 3	152 H	New Mexico	3 0
						92 A	San Diego St.	1 3	158 A	New Hampshire	3 0
						92 H	San Diego St.	3 1	178 H	UC Irvine	3 1
						95 H	Portland	0 3	218 N	LIU Brooklyn	3 2
									230 A	Boston College	3 0
									244 N	Texas Southern	3 0
									245 A	Incarnate Word	3 0
									255 A	Air Force	0 3
									255 H	Air Force	3 2
									285 A	Hartford	3 0
									304 N	Prairie View	3 0
<hr/>											
LAST 10 GAMES											
255 A Air Force					0 3	152 A New Mexico					2 3
33 A Boise St.					0 3	43 H Colorado St.					0 3
92 H San Diego St.					3 1	71 H Wyoming					3 2
85 H Nevada					0 3	33 H Boise St.					0 3
24 A UNLV					0 3	255 H Air Force					3 2

Non-Div. I Games:

Fresno St.

Average RPI Win: 215		WON-LOST RECORD		WINNING PCT. RANK		LAST 10 GAMES		STRENGTH OF SCHEDULE		OPP. STRENGTH OF SCHEDULE		TEAM RPI		ADJ RPI		CONF. RPI		ADJ CONF. RPI	
Average RPI Loss: 100																			
DIV. I ONLY		15- 14		.51724 169		7- 3		94		164		135		.52575 135		18		18	
DIV. I NON-CONF.		5- 8		.38462 225		0- 0		64		100		140		.52037 140		17		17	
TOTALS		RPI 1-25		RPI 26-50		W-L RECORDS		RPI 51-100		RPI 101-150		RPI 150+							
15- 14		0- 3		0- 1		OVERALL		0- 1		4- 6		11- 3							
6- 5		0- 2		0- 1		HOME		0- 0		3- 2		3- 0							
6- 6		0- 1		0- 0		AWAY		0- 0		1- 3		5- 2							
3- 3		0- 0		0- 0		NEUTRAL		0- 1		0- 1		3- 1							
5- 8		0- 3		0- 1		NON-CONFERENCE		0- 1		1- 1		4- 2							
0- 3		0- 2		0- 1		HOME		0- 0		0- 0		0- 0							
2- 2		0- 1		0- 0		AWAY		0- 0		1- 0		1- 1							
3- 3		0- 0		0- 0		NEUTRAL		0- 1		0- 1		3- 1							
10- 6		0- 0		0- 0		CONFERENCE		0- 0		3- 5		7- 1							
6- 2		0- 0		0- 0		HOME		0- 0		3- 2		3- 0							
4- 4		0- 0		0- 0		AWAY		0- 0		0- 3		4- 1							
0- 0		0- 0		0- 0		NEUTRAL		0- 0		0- 0		0- 0							
RPI S	Opponent	Score		RPI S	Opponent	Score		RPI S	Opponent	Score		RPI S	Opponent	Score					
6 H	BYU	0	3	33 H	Boise St.	1	3	84 N	Gonzaga	1	3	106 A	Sacramento St.	1	3				
14 H	Missouri	1	3									106 H	Sacramento St.	2	3				
22 A	Utah	0	3									108 A	Northern Ariz.	1	3				
												108 H	Northern Ariz.	3	2				
												112 H	North Dakota	3	2				
												119 N	Butler	1	3				
												125 A	Utah Valley	3	0				
												131 H	Northern Colo.	3	2				
												141 A	Portland St.	0	3				
												141 H	Portland St.	1	3				
												158 A	New Hampshire	1	3				
												163 N	Sacred Heart	1	3				
												198 H	Eastern Wash.	3	0				
												205 A	Idaho	1	3				
												214 A	Weber St.	3	0				
												214 H	Weber St.	3	0				
												236 A	Houston	3	1				
												244 N	Texas Southern	3	1				
												256 N	Holy Cross	3	1				
												259 A	Montana St.	3	1				
												269 N	Lamar University	3	0				
												275 A	Montana	3	1				
												290 A	Southern Utah	3	1				
												290 H	Southern Utah	3	1				
												LAST 10 GAMES							
				141 A	Portland St.	0	3	205 A	Idaho	1	3	290 A	Southern Utah	3	1				
				106 A	Sacramento St.	1	3	131 H	Northern Colo.	3	2	290 H	Southern Utah	3	1				
				108 H	Northern Ariz.	3	2	112 H	North Dakota	3	2								
				290 H	Southern Utah	3	1	214 H	Weber St.	3	0								
				214 A	Weber St.	3	0	198 H	Eastern Wash.	3	0								

Non-Div. I Games:

Idaho St.

O
h
i
o

Loss, Non-Conf, S Site, H Home, A Away, N Neutral Page 138

Average RPI Win: 248		WON-LOST RECORD		WINNING PCT. RANK		LAST 10 GAMES		STRENGTH OF SCHEDULE		OPP. STRENGTH OF SCHEDULE		TEAM RPI		ADJ RPI		CONF. RPI		ADJ CONF. RPI	
Average RPI Loss: 119																			
DIV. I ONLY		20- 10		.66667 81		8- 2		202		249		137		.52406 137		27		27	
DIV. I NON-CONF.		8- 6		.57143 138		0- 0		143		150		128		.52694 128		28		28	
TOTALS		RPI 1-25		RPI 26-50		W-L RECORDS		RPI 51-100		RPI 101-150		RPI 150+							
20- 10		0- 1		0- 0		OVERALL		2- 2		0- 3		18- 4							
8- 6		0- 0		0- 0		HOME		0- 2		0- 2		8- 2							
7- 4		0- 1		0- 0		AWAY		0- 0		0- 1		7- 2							
5- 0		0- 0		0- 0		NEUTRAL		2- 0		0- 0		3- 0							
8- 6		0- 1		0- 0		NON-CONFERENCE		2- 2		0- 1		6- 2							
1- 5		0- 0		0- 0		HOME		0- 2		0- 1		1- 2							
2- 1		0- 1		0- 0		AWAY		0- 0		0- 0		2- 0							
5- 0		0- 0		0- 0		NEUTRAL		2- 0		0- 0		3- 0							
12- 4		0- 0		0- 0		CONFERENCE		0- 0		0- 2		12- 2							
7- 1		0- 0		0- 0		HOME		0- 0		0- 1		7- 0							
5- 3		0- 0		0- 0		AWAY		0- 0		0- 1		5- 2							
0- 0		0- 0		0- 0		NEUTRAL		0- 0		0- 0		0- 0							
RPI S	Opponent	Score		RPI S	Opponent	Score		RPI S	Opponent	Score		RPI S	Opponent	Score					
1 A	Texas	0 3						55 H	Hofstra	1 3		104 A	American	0 3					
								65 N	Lipscomb	3 1		104 H	American	0 3					
								69 N	UTSA	3 0		126 H	Albany (NY)	2 3					
								97 H	UConn	1 3		156 H	CSU Bakersfield	2 3					
												177 A	Colgate	0 3					
												177 H	Colgate	3 1					
												183 H	Valparaiso	2 3					
												186 A	Navy	0 3					
												186 H	Navy	3 2					
												220 A	Marist	3 0					
												240 A	Dartmouth	3 0					
												241 N	Central Conn. St.	3 0					
												242 A	Lehigh	3 1					
												242 H	Lehigh	3 1					
												256 A	Holy Cross	3 0					
												256 H	Holy Cross	3 1					
												272 N	Niagara	3 0					
												285 N	Hartford	3 0					
												301 A	Loyola Maryland	3 0					
												301 H	Loyola Maryland	3 1					
												316 A	Bucknell	3 0					
												316 H	Bucknell	3 0					
												322 A	Lafayette	3 0					
												322 H	Lafayette	3 0					
												328 H	Delaware St.	3 0					
LAST 10 GAMES																			
				316 H	Bucknell	3 0		301 A	Loyola Maryland	3 0		316 H	Bucknell	3 0					
				242 H	Lehigh	3 1		177 A	Colgate	0 3		322 A	Lafayette	3 0					
				186 H	Navy	3 2		256 H	Holy Cross	3 1		322 H	Lafayette	3 0					
				322 H	Lafayette	3 0		242 A	Lehigh	3 1		328 H	Delaware St.	3 0					
				104 A	American	0 3		316 A	Bucknell	3 0									

Non-Div. I Games:

Army West Point

Average RPI Win: 207		WON-LOST	WINNING	LAST 10	STRENGTH OF		OPP. STRENGTH	TEAM	ADJ	CONF.	ADJ CONF.
Average RPI Loss: 97		RECORD	PCT. RANK	GAMES	SCHEDULE		OF SCHEDULE	RPI	RPI	RPI	RPI
DIV. I ONLY		15- 12	.55556	139	5- 5		140	141	138	.52303	138
DIV. I NON-CONF.		6- 5	.54545	152	0- 0		214	187	177	.49183	177
TOTALS		RPI 1-25	RPI 26-50		W-L RECORDS		RPI 51-100		RPI 101-150		RPI 150+
15- 12	0- 0	0- 4		OVERALL		0- 3		2- 3		13- 2	
9- 2	0- 0	0- 1		HOME		0- 1		2- 0		7- 0	
5- 6	0- 0	0- 2		AWAY		0- 1		0- 2		5- 1	
1- 4	0- 0	0- 1		NEUTRAL		0- 1		0- 1		1- 1	
6- 5	0- 0	0- 2		NON-CONFERENCE		0- 1		0- 1		6- 1	
3- 0	0- 0	0- 0		HOME		0- 0		0- 0		3- 0	
2- 1	0- 0	0- 1		AWAY		0- 0		0- 0		2- 0	
1- 4	0- 0	0- 1		NEUTRAL		0- 1		0- 1		1- 1	
9- 7	0- 0	0- 2		CONFERENCE		0- 2		2- 2		7- 1	
6- 2	0- 0	0- 1		HOME		0- 1		2- 0		4- 0	
3- 5	0- 0	0- 1		AWAY		0- 1		0- 2		3- 1	
0- 0	0- 0	0- 0		NEUTRAL		0- 0		0- 0		0- 0	
RPI S	Opponent	Score	RPI S	Opponent	Score	RPI S	Opponent	Score	RPI S	Opponent	Score
			35 A	Marquette	0 3	79 A	Green Bay	0 3	102 A	Northern Ky.	0 3
			44 A	Cleveland St.	2 3	79 H	Green Bay	2 3	102 H	Northern Ky.	3 2
			44 H	Cleveland St.	2 3	80 N	Xavier	1 3	107 N	Tennessee	1 3
			47 N	Missouri St.	0 3				123 A	Oakland	2 3
									123 H	Oakland	3 0
									163 A	Sacred Heart	3 2
									183 A	Valparaiso	3 1
									183 H	Valparaiso	3 0
									188 A	Ill.-Chicago	1 3
									188 H	Ill.-Chicago	3 0
									194 A	Western Mich.	3 2
									199 A	Wright St.	3 1
									199 H	Wright St.	3 0
									213 A	Youngstown St.	3 1
									213 H	Youngstown St.	3 0
									240 N	Dartmouth	0 3
									260 H	Bradley	3 2
									274 N	George Mason	3 0
									289 H	Akron	3 0
									318 H	Western Ill.	3 0
			LAST 10 GAMES								
			183 H	Valparaiso	3 0	188 A	Ill.-Chicago	1 3			
			123 H	Oakland	3 0	44 H	Cleveland St.	2 3			
			102 A	Northern Ky.	0 3	213 H	Youngstown St.	3 0			
			199 A	Wright St.	3 1	183 A	Valparaiso	3 1			
			79 A	Green Bay	0 3	123 A	Oakland	2 3			

Non-Div. I Games:

Milwaukee

Average RPI Win:		208	WON-LOST RECORD		WINNING PCT. RANK		LAST 10 GAMES		STRENGTH OF SCHEDULE		OPP. STRENGTH OF SCHEDULE		TEAM RPI		ADJ RPI		CONF. RPI		ADJ CONF. RPI	
DIV. I ONLY			12- 15		.44444 200		2- 8		92		48		143		.52286 139		2		2	
DIV. I NON-CONF.			9- 5		.64286 105		1- 0		181		180		126		.52723 126		3		3	
TOTALS		RPI 1-25		RPI 26-50		W-L RECORDS		RPI 51-100		RPI 101-150		RPI 150+								
12- 15		0- 6		1- 4		OVERALL		0- 4		2- 1		9- 0								
6- 7		0- 2		1- 2		HOME		0- 3		1- 0		4- 0								
3- 6		0- 3		0- 2		AWAY		0- 1		1- 0		2- 0								
3- 2		0- 1		0- 0		NEUTRAL		0- 0		0- 1		3- 0								
9- 5		0- 2		0- 0		NON-CONFERENCE		0- 2		0- 1		9- 0								
4- 1		0- 0		0- 0		HOME		0- 1		0- 0		4- 0								
2- 2		0- 1		0- 0		AWAY		0- 1		0- 0		2- 0								
3- 2		0- 1		0- 0		NEUTRAL		0- 0		0- 1		3- 0								
3- 10		0- 4		1- 4		CONFERENCE		0- 2		2- 0		0- 0								
2- 6		0- 2		1- 2		HOME		0- 2		1- 0		0- 0								
1- 4		0- 2		0- 2		AWAY		0- 0		1- 0		0- 0								
0- 0		0- 0		0- 0		NEUTRAL		0- 0		0- 0		0- 0								
RPI	S	Opponent		Score		RPI	S	Opponent		Score		RPI	S	Opponent		Score				
1	H	Texas		1	3	28	H	TCU		3	2	72	A	Pacific		1	3			
8	N	North Carolina		0	3	30	A	Iowa St.		0	3	87	H	Oklahoma		1	3			
10	A	Kansas		0	3	30	H	Iowa St.		2	3	87	H	Oklahoma		0	3			
19	A	Kansas St.		2	3	38	A	Baylor		0	3	96	H	Marshall		2	3			
19	H	Kansas St.		2	3	38	H	Baylor		1	3									
25	A	Penn St.		0	3															
													</							

Non-Div. I Games:

West Virginia

RPI	S	Opponent	Score	
330	N	Savannah St.	3	0

Austin Peay

A
u
s
t
i
n
P
e
a
y

A
u
s
t
i
n
P
e
a
y

Average RPI Win: 186		WON-LOST RECORD		WINNING PCT. RANK		LAST 10 GAMES		STRENGTH OF SCHEDULE		OPP. STRENGTH OF SCHEDULE		TEAM RPI		ADJ RPI		CONF. RPI		ADJ CONF. RPI	
DIV. I ONLY		17- 11		.60714 107		7- 3		192		131		141		.52195 141		18		18	
DIV. I NON-CONF.		8- 4		.66667 85		0- 0		201		43		113		.53905 115		17		17	
TOTALS		RPI 1-25		RPI 26-50		W-L RECORDS		RPI 51-100		RPI 101-150		RPI 150+							
17- 11		0- 0		0- 1		OVERALL		3- 0		5- 8		9- 2							
8- 3		0- 0		0- 0		HOME		2- 0		1- 3		5- 0							
4- 7		0- 0		0- 1		AWAY		0- 0		2- 5		2- 1							
5- 1		0- 0		0- 0		NEUTRAL		1- 0		2- 0		2- 1							
8- 4		0- 0		0- 1		NON-CONFERENCE		3- 0		3- 2		2- 1							
2- 1		0- 0		0- 0		HOME		2- 0		0- 1		0- 0							
1- 2		0- 0		0- 1		AWAY		0- 0		1- 1		0- 0							
5- 1		0- 0		0- 0		NEUTRAL		1- 0		2- 0		2- 1							
9- 7		0- 0		0- 0		CONFERENCE		0- 0		2- 6		7- 1							
6- 2		0- 0		0- 0		HOME		0- 0		1- 2		5- 0							
3- 5		0- 0		0- 0		AWAY		0- 0		1- 4		2- 1							
0- 0		0- 0		0- 0		NEUTRAL		0- 0		0- 0		0- 0							
RPI	S	Opponent		Score		RPI	S	Opponent		Score		RPI	S	Opponent		Score			
						33	A	Boise St.	1	3			61	H	Long Beach St.	3	1		
													74	H	Colorado	3	2		
													95	N	Portland	3	1		
													106	A	Sacramento St.	1	3		
													106	H	Sacramento St.	1	3		
													108	A	Northern Ariz.	1	3		
													108	H	Northern Ariz.	2	3		
													112	A	North Dakota	1	3		
													114	N	DePaul	3	1		
													127	N	Arizona St.	3	1		
													128	A	Utah St.	3	2		
													131	A	Northern Colo.	0	3		
													134	A	Fresno St.	2	3		
													135	A	Idaho St.	3	1		
													135	H	Idaho St.	3	0		
													142	H	Texas Tech	1	3		
													151	N	UC Davis	0	3		
													198	H	Eastern Wash.	3	2		
													205	H	Idaho	3	1		
													214	A	Weber St.	1	3		
													214	H	Weber St.	3	0		
													259	H	Montana St.	3	0		
													265	N	UC Riverside	3	0		
													275	A	Montana	3	0		
													290	A	Southern Utah	3	1		
													290	H	Southern Utah	3	0		
													302	N	Southeastern La.	3	0		
				LAST 10 GAMES															

Non-Div. I Games:

Portland St.

Average RPI Win: 184		WON-LOST	WINNING	LAST 10	STRENGTH OF		OPP. STRENGTH	TEAM	ADJ	CONF.	ADJ CONF.		
Average RPI Loss: 54		RECORD	PCT. RANK	GAMES	SCHEDULE		OF SCHEDULE	RPI	RPI	RPI	RPI		
DIV. I ONLY		10- 18	.35714	243	0- 10		39	60	142	.52188	142	2	2
DIV. I NON-CONF.		10- 5	.66667	85	0- 0		94	153	73	.57237	74	3	3
TOTALS		RPI 1-25	RPI 26-50		W-L RECORDS		RPI 51-100		RPI 101-150		RPI 150+		
10- 18	0- 4	0- 6		OVERALL		1- 6		3- 2		6- 0			
5- 7	0- 3	0- 2		HOME		0- 1		1- 1		4- 0			
4- 7	0- 1	0- 3		AWAY		1- 2		2- 1		1- 0			
1- 4	0- 0	0- 1		NEUTRAL		0- 3		0- 0		1- 0			
10- 5	0- 0	0- 1		NON-CONFERENCE		1- 4		3- 0		6- 0			
5- 0	0- 0	0- 0		HOME		0- 0		1- 0		4- 0			
4- 1	0- 0	0- 0		AWAY		1- 1		2- 0		1- 0			
1- 4	0- 0	0- 1		NEUTRAL		0- 3		0- 0		1- 0			
0- 13	0- 4	0- 5		CONFERENCE		0- 2		0- 2		0- 0			
0- 7	0- 3	0- 2		HOME		0- 1		0- 1		0- 0			
0- 6	0- 1	0- 3		AWAY		0- 1		0- 1		0- 0			
0- 0	0- 0	0- 0		NEUTRAL		0- 0		0- 0		0- 0			
RPI S	Opponent	Score	RPI S	Opponent	Score	RPI S	Opponent	Score	RPI S	Opponent	Score		
1 H	Texas	2 <div>3</div>	28 A	TCU	1 <div>3</div>	61 N	Long Beach St.	0 <div>3</div>	112 A	North Dakota	3 0		
10 A	Kansas	0 <div>3</div>	30 A	Iowa St.	0 <div>3</div>	69 A	UTSA	0 <div>3</div>	139 A	West Virginia	2 <div>3</div>		
10 H	Kansas	0 <div>3</div>	30 H	Iowa St.	2 <div>3</div>	74 N	Colorado	2 <div>3</div>	139 H	West Virginia	0 <div>3</div>		
19 H	Kansas St.	0 <div>3</div>	37 N	Wichita St.	0 <div>3</div>	77 A	Rice	3 2	141 A	Portland St.	3 1		
			38 A	Baylor	0 <div>3</div>	83 N	Texas St.	0 <div>3</div>	150 H	UTRGV	3 0		
			38 H	Baylor	1 <div>3</div>	87 A	Oklahoma	0 <div>3</div>	162 H	SFA	3 1		
						87 H	Oklahoma	0 <div>3</div>	204 A	North Dakota St.	3 2		
									222 H	UTEP	3 0		
									226 H	Oral Roberts	3 1		
									246 H	Abilene Christian	3 0		
									296 N	South Dakota St.	3 0		
			LAST 10 GAMES										
			87 A	Oklahoma	0 <div>3</div>	1 H	Texas	2 <div>3</div>					
			30 H	Iowa St.	2 <div>3</div>	30 A	Iowa St.	0 <div>3</div>					
			38 H	Baylor	1 <div>3</div>	87 H	Oklahoma	0 <div>3</div>					
			139 A	West Virginia	2 <div>3</div>	10 A	Kansas	0 <div>3</div>					
			10 H	Kansas	0 <div>3</div>	19 H	Kansas St.	0 <div>3</div>					

Non-Div. I Games:

Texas Tech

Average RPI Win: 199		WON-LOST RECORD		WINNING PCT. RANK		LAST 10 GAMES		STRENGTH OF SCHEDULE		OPP. STRENGTH OF SCHEDULE		TEAM RPI		ADJ RPI		CONF. RPI		ADJ CONF. RPI											
DIV. I ONLY		15- 13		.53571 155		5- 5		119		182		140		.52123 143		15		15											
DIV. I NON-CONF.		7- 5		.58333 129		0- 0		52		183		72		.57276 73		15		15											
TOTALS		RPI 1-25		RPI 26-50		W-L RECORDS		RPI 51-100		RPI 101-150		RPI 150+																	
15- 13		0- 1		0- 2		OVERALL		1- 3		3- 2		11- 5																	
6- 5		0- 0		0- 0		HOME		0- 2		1- 0		5- 3																	
5- 6		0- 1		0- 1		AWAY		0- 1		0- 1		5- 2																	
4- 2		0- 0		0- 1		NEUTRAL		1- 0		2- 1		1- 0																	
7- 5		0- 1		0- 1		NON-CONFERENCE		1- 1		2- 1		4- 1																	
2- 1		0- 0		0- 0		HOME		0- 1		0- 0		2- 0																	
1- 2		0- 1		0- 0		AWAY		0- 0		0- 0		1- 1																	
4- 2		0- 0		0- 1		NEUTRAL		1- 0		2- 1		1- 0																	
8- 8		0- 0		0- 1		CONFERENCE		0- 2		1- 1		7- 4																	
4- 4		0- 0		0- 0		HOME		0- 1		1- 0		3- 3																	
4- 4		0- 0		0- 1		AWAY		0- 1		0- 1		4- 1																	
0- 0		0- 0		0- 0		NEUTRAL		0- 0		0- 0		0- 0																	
RPI S	Opponent		Score		RPI S	Opponent		Score		RPI S	Opponent		Score		RPI S	Opponent		Score											
4	A	Minnesota	0	3	31	N	Dayton	0	3	67	A	Northern Ill.	2	3	111	N	SIUE	3	2										
					46	A	Miami (OH)	0	3	67	H	Northern Ill.	0	3	112	N	North Dakota	0	3										
										79	N	Green Bay	3	2	116	A	Bowling Green	1	3										
										96	H	Marshall	0	3	136	H	Ohio	3	1										
															148	N	North Florida	3	2										
															192	H	Kent St.	3	2										
															194	A	Western Mich.	0	3										
															194	H	Western Mich.	1	3										
															199	A	Wright St.	3	1										
															203	A	Ball St.	3	1										
															203	H	Ball St.	3	2										
															206	A	Houston Baptist	1	3										
															210	A	Central Mich.	3	0										
															210	H	Central Mich.	3	0										
															215	N	Penn	3	2										
															228	H	Fort Wayne	3	1										
															248	A	Eastern Mich.	3	0										
															248	H	Eastern Mich.	2	3										
															289	A	Akron	3	1										
															303	H	Buffalo	2	3										
															321	H	Saint Francis (PA)	3	1										
LAST 10 GAMES																													
194 H Western Mich.					1					3					210 A Central Mich.					3					0				
67 H Northern Ill.					0					3					116 A Bowling Green					1					3				
303 H Buffalo					2					3					46 A Miami (OH)					0					3				
203 H Ball St.					3					2					192 H Kent St.					3					2				
248 A Eastern Mich.					3					0					136 H Ohio					3					1				

Non-Div. I Games:

Toledo

Average RPI Win:		164	WON-LOST RECORD		WINNING PCT. RANK		LAST 10 GAMES		STRENGTH OF SCHEDULE		OPP. STRENGTH OF SCHEDULE		TEAM RPI		ADJ RPI		CONF. RPI		ADJ CONF. RPI								
Average RPI Loss:		76																									
DIV. I ONLY			9- 17		.34615 249		3- 7		33		85		147		.52111 144		13		12								
DIV. I NON-CONF.			4- 8		.33333 244		0- 0		17		56		101		.54987 100		10		9								
TOTALS		RPI 1-25		RPI 26-50		W-L RECORDS		RPI 51-100		RPI 101-150		RPI 150+															
9- 17		0- 3		0- 2		OVERALL		1- 8		3- 1		5- 3															
2- 5		0- 0		0- 1		HOME		0- 3		0- 0		2- 1															
4- 8		0- 2		0- 1		AWAY		0- 4		1- 1		3- 0															
3- 4		0- 1		0- 0		NEUTRAL		1- 1		2- 0		0- 2															
4- 8		0- 3		0- 0		NON-CONFERENCE		1- 2		3- 1		0- 2															
0- 0		0- 0		0- 0		HOME		0- 0		0- 0		0- 0															
1- 4		0- 2		0- 0		AWAY		0- 1		1- 1		0- 0															
3- 4		0- 1		0- 0		NEUTRAL		1- 1		2- 0		0- 2															
5- 9		0- 0		0- 2		CONFERENCE		0- 6		0- 0		5- 1															
2- 5		0- 0		0- 1		HOME		0- 3		0- 0		2- 1															
3- 4		0- 0		0- 1		AWAY		0- 3		0- 0		3- 0															
0- 0		0- 0		0- 0		NEUTRAL		0- 0		0- 0		0- 0															
RPI	S	Opponent		Score		RPI	S	Opponent		Score		RPI	S	Opponent		Score											
6	A	BYU		0	3	36	A	Hawaii		0	3	55	N	Hofstra		3	2	106	N	Sacramento St.		3	0				
24	A	UNLV		0	3	36	H	Hawaii		0	3	56	A	Cal Poly		1	3	110	A	Pepperdine		2	3				
24	N	UNLV		0	3							56	H	Cal Poly		2	3	125	A	Utah Valley		3	2				
												61	A	Long Beach St.		0	3	133	N	Rhode Island		3	2				
												61	H	Long Beach St.		0	3	151	A	UC Davis		3	2				
												65	N	Lipscomb		1	3	151	H	UC Davis		1	3				
												71	A	Wyoming		0	3	159	N	Samford		1	3				
												86	A	UC Santa Barbara		1	3	178	A	UC Irvine		3	2				
												86	H	UC Santa Barbara		1	3	178	H	UC Irvine		3	2				
																		198	N	Eastern Wash.		0	3				
																		265	H	UC Riverside		3	0				
																		287	A	Cal St. Fullerton		3	1				
						LAST 10 GAMES																					
						61 H Long Beach St.						0	3	151 H UC Davis						1	3						
						287 A Cal St. Fullerton						3	1	86 A UC Santa Barbara						1	3						
						36 A Hawaii						0	3	56 A Cal Poly						1	3						
						265 H UC Riverside						3	0	61 A Long Beach St.						0	3						
						178 H UC Irvine						3	2	36 H Hawaii						0	3						

Non-Div. I Games:

CSUN

Average RPI Win:	180	WON-LOST	WINNING	LAST 10	STRENGTH OF	OPP. STRENGTH	TEAM	ADJ	CONF.	ADJ CONF.			
Average RPI Loss:	53	RECORD	PCT. RANK	GAMES	SCHEDULE	OF SCHEDULE	RPI	RPI	RPI	RPI			
DIV. I ONLY	11- 15	.42308	210	3- 7	84	42	144	.52107	145	5	5		
DIV. I NON-CONF.	5- 6	.45455	198	0- 0	121	63	148	.51312	148	5	5		
<hr/>													
TOTALS	RPI 1-25	RPI 26-50		W-L RECORDS	RPI 51-100		RPI 101-150		RPI 150+				
11- 15	0- 6	0- 2		OVERALL	2- 5		3- 1		6- 1				
7- 7	0- 3	0- 0		HOME	2- 3		2- 0		3- 1				
2- 7	0- 3	0- 1		AWAY	0- 2		1- 1		1- 0				
2- 1	0- 0	0- 1		NEUTRAL	0- 0		0- 0		2- 0				
<hr/>													
5- 6	0- 2	0- 2		NON-CONFERENCE	0- 1		1- 0		4- 1				
2- 3	0- 1	0- 0		HOME	0- 1		0- 0		2- 1				
1- 2	0- 1	0- 1		AWAY	0- 0		1- 0		0- 0				
2- 1	0- 0	0- 1		NEUTRAL	0- 0		0- 0		2- 0				
<hr/>													
6- 9	0- 4	0- 0		CONFERENCE	2- 4		2- 1		2- 0				
5- 4	0- 2	0- 0		HOME	2- 2		2- 0		1- 0				
1- 5	0- 2	0- 0		AWAY	0- 2		0- 1		1- 0				
0- 0	0- 0	0- 0		NEUTRAL	0- 0		0- 0		0- 0				
<hr/>													
RPI S	Opponent	Score	RPI S	Opponent	Score	RPI S	Opponent	Score	RPI S	Opponent	Score		
6 A	BYU	0 3	43 A	Colorado St.	0 3	63 A	Loyola Marymount	0 3	110 A	Pepperdine	0 3		
6 H	BYU	0 3	50 N	Illinois	0 3	63 H	Loyola Marymount	1 3	110 H	Pepperdine	3 1		
7 H	Stanford	0 3				72 A	Pacific	0 3	129 H	Santa Clara	3 0		
8 A	San Diego	0 3				72 H	Pacific	3 1	131 A	Northern Colo.	3 1		
8 H	San Diego	0 3				84 H	Gonzaga	3 1	155 H	California	1 3		
20 A	Oregon	0 3				85 H	Nevada	1 3	173 N	Belmont	3 0		
						95 H	Portland	1 3	204 N	North Dakota St.	3 1		
									265 H	UC Riverside	3 1		
									270 A	San Francisco	3 0		
									270 H	San Francisco	3 0		
									276 H	Middle Tenn.	3 1		
<hr/>													
LAST 10 GAMES													
72 H Pacific						3	1	129 H Santa Clara				3	0
6 H BYU						0	3	270 H San Francisco				3	0
8 H San Diego						0	3	72 A Pacific				0	3
63 A Loyola Marymount						0	3	8 A San Diego				0	3
110 A Pepperdine						0	3	6 A BYU				0	3

Non-Div. I Games:

St. Mary's (CA)

Average RPI Win:		182	WON-LOST RECORD		WINNING PCT. RANK		LAST 10 GAMES		STRENGTH OF SCHEDULE		OPP. STRENGTH OF SCHEDULE		TEAM RPI		ADJ RPI		CONF. RPI		ADJ CONF. RPI				
Average RPI Loss:		91																					
DIV. I ONLY			15- 15		.5 173		6- 4		124		94		145		.52091 146		10		10				
DIV. I NON-CONF.			6- 7		.46154 190		0- 0		174		135		186		.48717 185		8		8				
TOTALS		RPI 1-25		RPI 26-50		W-L RECORDS		RPI 51-100		RPI 101-150		RPI 150+											
15- 15		0- 2		0- 3		OVERALL		3- 5		4- 1		8- 4											
7- 4		0- 1		0- 1		HOME		3- 0		1- 1		3- 1											
6- 7		0- 1		0- 1		AWAY		0- 4		2- 0		4- 1											
2- 4		0- 0		0- 1		NEUTRAL		0- 1		1- 0		1- 2											
6- 7		0- 0		0- 1		NON-CONFERENCE		1- 3		1- 0		4- 3											
2- 1		0- 0		0- 0		HOME		1- 0		0- 0		1- 1											
2- 2		0- 0		0- 0		AWAY		0- 2		0- 0		2- 0											
2- 4		0- 0		0- 1		NEUTRAL		0- 1		1- 0		1- 2											
9- 8		0- 2		0- 2		CONFERENCE		2- 2		3- 1		4- 1											
5- 3		0- 1		0- 1		HOME		2- 0		1- 1		2- 0											
4- 5		0- 1		0- 1		AWAY		0- 2		2- 0		2- 1											
0- 0		0- 0		0- 0		NEUTRAL		0- 0		0- 0		0- 0											
RPI	S	Opponent		Score		RPI	S	Opponent		Score		RPI	S	Opponent		Score							
17	A	Creighton		0 3		35	A	Marquette		1 3		54	A	Notre Dame		0 3		114	A	DePaul	3 1		
17	H	Creighton		0 3		35	H	Marquette		1 3		55	A	Hofstra		2 3		114	H	DePaul	2 3		
						44	N	Cleveland St.		0 3		75	A	Villanova		0 3		115	N	Illinois St.	3 1		
												75	H	Villanova		3 2		119	A	Butler	3 0		
												78	N	Princeton		1 3		119	H	Butler	3 2		
												80	A	Xavier		1 3		167	A	St. John's (NY)	1 3		
												80	H	Xavier		3 1		174	N	Seattle U	0 3		
												81	H	Towson		3 1		190	A	Rutgers	3 2		
																		194	N	Western Mich.	0 3		
																		232	H	George Washington	1 3		
																		238	A	Providence	3 1		
																		238	H	Providence	3 0		
																		243	A	Georgetown	3 0		
																		243	H	Georgetown	3 1		
																		276	A	Middle Tenn.	3 0		
																		291	N	Tennessee Tech	3 0		
																		315	H	Canisius	3 0		
						LAST 10 GAMES																	
						114	A	DePaul		3 1		17	H	Creighton		0 3							
						35	A	Marquette		1 3		119	A	Butler		3 0							
						75	H	Villanova		3 2		80	A	Xavier		1 3							
						243	H	Georgetown		3 1		17	A	Creighton		0 3							
						238	H	Providence		3 0		238	A	Providence		3 1							

Non-Div. I Games:

Seton Hall

Average RPI Win:	192	WON-LOST RECORD	WINNING PCT. RANK	LAST 10 GAMES	STRENGTH OF SCHEDULE	OPP. STRENGTH OF SCHEDULE	TEAM RPI	ADJ RPI	CONF. RPI	ADJ CONF. RPI		
DIV. I ONLY		8- 20	.28571	270	1- 9	27	26	150	.5195	147	1	1
DIV. I NON-CONF.		7- 5	.58333	129	0- 0	158	112	129	.52671	129	1	1
<hr/>												
TOTALS	RPI 1-25	RPI 26-50		W-L RECORDS		RPI 51-100		RPI 101-150		RPI 150+		
8- 20	1- 8	0- 7		OVERALL		0- 5		0- 0		7- 0		
1- 7	1- 4	0- 2		HOME		0- 1		0- 0		0- 0		
1- 11	0- 4	0- 5		AWAY		0- 2		0- 0		1- 0		
6- 2	0- 0	0- 0		NEUTRAL		0- 2		0- 0		6- 0		
7- 5	0- 0	0- 2		NON-CONFERENCE		0- 3		0- 0		7- 0		
0- 0	0- 0	0- 0		HOME		0- 0		0- 0		0- 0		
1- 3	0- 0	0- 2		AWAY		0- 1		0- 0		1- 0		
6- 2	0- 0	0- 0		NEUTRAL		0- 2		0- 0		6- 0		
1- 15	1- 8	0- 5		CONFERENCE		0- 2		0- 0		0- 0		
1- 7	1- 4	0- 2		HOME		0- 1		0- 0		0- 0		
0- 8	0- 4	0- 3		AWAY		0- 1		0- 0		0- 0		
0- 0	0- 0	0- 0		NEUTRAL		0- 0		0- 0		0- 0		
RPI	S	Opponent	Score	RPI	S	Opponent	Score	RPI	S	Opponent	Score	
2	A	Nebraska	0 3	29	A	Ohio St.	0 3	60	A	Iowa	1 3	
3	H	Wisconsin	2 3	31	A	Dayton	2 3	60	H	Iowa	0 3	
4	A	Minnesota	0 3	45	A	UNI	0 3	65	A	Lipscomb	1 3	
4	H	Minnesota	0 3	48	A	Indiana	1 3	80	N	Xavier	0 3	
11	A	Michigan St.	0 3	48	H	Indiana	0 3	89	N	Ole Miss	2 3	
15	A	Michigan	1 3	50	A	Illinois	0 3					
15	H	Michigan	0 3	50	H	Illinois	0 3					
21	H	Purdue	3 1									
25	H	Penn St.	0 3									
<hr/>												
LAST 10 GAMES												
4	H	Minnesota	0 3	60	A	Iowa	1 3					
3	H	Wisconsin	2 3	48	H	Indiana	0 3					
15	A	Michigan	1 3	21	H	Purdue	3 1					
11	A	Michigan St.	0 3	50	A	Illinois	0 3					
2	A	Nebraska	0 3	15	H	Michigan	0 3					

Non-Div. I Games:

Northwestern

Average RPI Win: 233		WON-LOST	WINNING	LAST 10	STRENGTH OF		OPP. STRENGTH	TEAM	ADJ	CONF.	ADJ CONF.
Average RPI Loss: 125		RECORD	PCT. RANK	GAMES	SCHEDULE		OF SCHEDULE	RPI	RPI	RPI	RPI
DIV. I ONLY		18- 13	.58065	125	5- 5		151	234	146	.51899	148
DIV. I NON-CONF.		10- 7	.58824	127	0- 1		131	252	130	.52633	130
TOTALS		RPI 1-25	RPI 26-50		W-L RECORDS		RPI 51-100		RPI 101-150		RPI 150+
18- 13	0- 0	0- 2		OVERALL		1- 4		1- 3		16- 4	
8- 4	0- 0	0- 0		HOME		1- 1		0- 1		7- 2	
6- 6	0- 0	0- 1		AWAY		0- 2		0- 1		6- 2	
4- 3	0- 0	0- 1		NEUTRAL		0- 1		1- 1		3- 0	
10- 7	0- 0	0- 2		NON-CONFERENCE		0- 1		1- 1		9- 3	
4- 1	0- 0	0- 0		HOME		0- 0		0- 0		4- 1	
2- 3	0- 0	0- 1		AWAY		0- 0		0- 0		2- 2	
4- 3	0- 0	0- 1		NEUTRAL		0- 1		1- 1		3- 0	
8- 6	0- 0	0- 0		CONFERENCE		1- 3		0- 2		7- 1	
4- 3	0- 0	0- 0		HOME		1- 1		0- 1		3- 1	
4- 3	0- 0	0- 0		AWAY		0- 2		0- 1		4- 0	
0- 0	0- 0	0- 0		NEUTRAL		0- 0		0- 0		0- 0	
RPI S	Opponent	Score	RPI S	Opponent	Score	RPI S	Opponent	Score	RPI S	Opponent	Score
42 A	Coastal Caro.	0 3	64 A	FGCU	0 3	109 A	Kennesaw St.	0 3	109 A	Kennesaw St.	1 3
49 N	Georgia Tech	0 3	64 H	FGCU	3 2	131 N	Northern Colo.	3 1	143 N	Toledo	2 3
			65 A	Lipscomb	0 3	176 A	Fla. Atlantic	3 2	195 H	Mercer	3 0
			65 H	Lipscomb	0 3	196 N	Drake	3 2	206 A	Houston Baptist	1 3
			88 N	Northeastern	1 3	215 N	Penn	3 0	216 A	Florida A&M	0 3
						216 H	Florida A&M	3 2	223 A	Jacksonville	3 2
						223 H	Jacksonville	3 1	225 A	Ga. Southern	3 1
						231 A	USC Upstate	3 0	231 H	USC Upstate	0 3
						233 H	FIU	1 3	288 H	Bethune-Cookman	3 1
						288 N	Bethune-Cookman	3 1	295 A	Stetson	3 1
						295 H	Stetson	3 0	305 A	NJIT	3 0
						305 H	NJIT	3 0	317 H	Nicholls St.	3 0
						295 A	Stetson	3 1			
LAST 10 GAMES											
65 A	Lipscomb	0 3	64 H	FGCU	3 2	216 A	Florida A&M	0 3			
109 A	Kennesaw St.	0 3	223 H	Jacksonville	3 1						
231 H	USC Upstate	0 3	64 A	FGCU	0 3						
305 H	NJIT	3 0	295 A	Stetson	3 1						
295 H	Stetson	3 0									

Non-Div. I Games:

North Florida

Average RPI Win:	156	WON-LOST RECORD	WINNING PCT. RANK	LAST 10 GAMES	STRENGTH OF SCHEDULE	OPP. STRENGTH OF SCHEDULE	TEAM RPI	ADJ RPI	CONF. RPI	ADJ CONF. RPI	
Average RPI Loss:	82										
DIV. I ONLY	9- 17	.34615	249	3- 7	38	75	148	.51717	149	9	8
DIV. I NON-CONF.	5- 5	.5	168	0- 0	22	57	59	.58564	59	6	6
<hr/>											
TOTALS	RPI 1-25	RPI 26-50		W-L RECORDS	RPI 51-100		RPI 101-150		RPI 150+		
9- 17	0- 4	0- 3		OVERALL	2- 5		2- 2		5- 3		
3- 10	0- 2	0- 1		HOME	2- 3		0- 2		1- 2		
4- 5	0- 0	0- 2		AWAY	0- 2		1- 0		3- 1		
2- 2	0- 2	0- 0		NEUTRAL	0- 0		1- 0		1- 0		
<hr/>											
5- 5	0- 3	0- 0		NON-CONFERENCE	1- 0		2- 2		2- 0		
2- 3	0- 1	0- 0		HOME	1- 0		0- 2		1- 0		
1- 0	0- 0	0- 0		AWAY	0- 0		1- 0		0- 0		
2- 2	0- 2	0- 0		NEUTRAL	0- 0		1- 0		1- 0		
<hr/>											
4- 12	0- 1	0- 3		CONFERENCE	1- 5		0- 0		3- 3		
1- 7	0- 1	0- 1		HOME	1- 3		0- 0		0- 2		
3- 5	0- 0	0- 2		AWAY	0- 2		0- 0		3- 1		
0- 0	0- 0	0- 0		NEUTRAL	0- 0		0- 0		0- 0		
<hr/>											
RPI S	Opponent	Score		RPI S	Opponent	Score		RPI S	Opponent	Score	
3 N	Wisconsin	0	3	27 A	Florida St.	1	3	54 A	Notre Dame	0	3
4 N	Minnesota	0	3	27 H	Florida St.	1	3	54 H	Notre Dame	3	1
8 H	North Carolina	0	3	32 A	Pittsburgh	0	3	59 A	Duke	0	3
18 H	Kentucky	0	3					59 H	Duke	0	3
								65 H	Lipscomb	3	2
								76 H	North Carolina St.	0	3
								99 H	Miami (FL)	2	3
<hr/>											
LAST 10 GAMES											
234 H	Virginia	0	3	27 H	Florida St.	1	3	32 A	Pittsburgh	0	3
54 H	Notre Dame	3	1	170 A	Virginia Tech	3	1	8 H	North Carolina	0	3
239 A	Wake Forest	3	0	76 H	North Carolina St.	0	3				
59 A	Duke	0	3								
99 H	Miami (FL)	2	3								

Non-Div. I Games:

Louisville

UTRGV

Average RPI Win: 214		WON-LOST	WINNING	LAST 10	STRENGTH OF		OPP. STRENGTH	TEAM	ADJ	CONF.	ADJ CONF.
Average RPI Loss: 127		RECORD	PCT. RANK	GAMES	SCHEDULE		OF SCHEDULE	RPI	RPI	RPI	RPI
DIV. I ONLY		18- 13	.58065	125	4- 6		177	177	153	.51715	150
DIV. I NON-CONF.		11- 6	.64706	103	1- 1		116	179	98	.55406	95
TOTALS		RPI 1-25	RPI 26-50		W-L RECORDS		RPI 51-100		RPI 101-150		RPI 150+
18- 13	0- 0	1- 0		OVERALL		2- 5		1- 2		14- 6	
7- 2	0- 0	0- 0		HOME		1- 1		1- 0		5- 1	
6- 8	0- 0	1- 0		AWAY		1- 2		0- 2		4- 4	
5- 3	0- 0	0- 0		NEUTRAL		0- 2		0- 0		5- 1	
11- 6	0- 0	1- 0		NON-CONFERENCE		2- 3		0- 1		8- 2	
2- 0	0- 0	0- 0		HOME		1- 0		0- 0		1- 0	
4- 3	0- 0	1- 0		AWAY		1- 1		0- 1		2- 1	
5- 3	0- 0	0- 0		NEUTRAL		0- 2		0- 0		5- 1	
7- 7	0- 0	0- 0		CONFERENCE		0- 2		1- 1		6- 4	
5- 2	0- 0	0- 0		HOME		0- 1		1- 0		4- 1	
2- 5	0- 0	0- 0		AWAY		0- 1		0- 1		2- 3	
0- 0	0- 0	0- 0		NEUTRAL		0- 0		0- 0		0- 0	
RPI S	Opponent	Score	RPI S	Opponent	Score	RPI S	Opponent	Score	RPI S	Opponent	Score
			38 A	Baylor	3 1	64 N	FGCU	0 3	125 A	Utah Valley	2 3
						70 A	A&M-Corpus Christi	1 3	125 H	Utah Valley	3 1
						70 H	A&M-Corpus Christi	3 2	142 A	Texas Tech	0 3
						70 N	A&M-Corpus Christi	2 3	153 N	Sam Houston St.	2 3
						73 A	New Mexico St.	0 3	156 A	CSU Bakersfield	1 3
						73 H	New Mexico St.	2 3	156 H	CSU Bakersfield	1 3
						93 A	Tulane	3 1	162 N	SFA	3 0
									172 A	UMKC	1 3
									172 H	UMKC	3 0
									174 A	Seattle U	2 3
									174 H	Seattle U	3 1
									176 A	Fla. Atlantic	3 2
									222 A	UTEP	1 3
									245 A	Incarinate Word	3 2
									246 N	Abilene Christian	3 0
									246 N	Abilene Christian	3 2
									288 N	Bethune-Cookman	3 0
									292 A	Grand Canyon	3 1
									292 H	Grand Canyon	3 0
									304 H	Prairie View	3 0
									304 N	Prairie View	3 0
									312 A	Chicago St.	3 0
									312 H	Chicago St.	3 0
LAST 10 GAMES											
			312 A	Chicago St.	3 0	156 H	CSU Bakersfield	1 3			
			172 A	UMKC	1 3	245 A	Incarinate Word	3 2			
			73 H	New Mexico St.	2 3	125 A	Utah Valley	2 3			
			222 A	UTEP	1 3	174 A	Seattle U	2 3			
			292 H	Grand Canyon	3 0	172 H	UMKC	3 0			

Non-Div. I Games:

UTRGV

Average RPI Win:	199	WON-LOST RECORD	WINNING PCT. RANK	LAST 10 GAMES	STRENGTH OF SCHEDULE	OPP. STRENGTH OF SCHEDULE	TEAM RPI	ADJ RPI	CONF. RPI	ADJ CONF. RPI	
Average RPI Loss:	69										
DIV. I ONLY		13- 14	.48148 184	5- 5	114	104	149	.51706 151	13	12	
DIV. I NON-CONF.		7- 6	.53846 157	0- 0	74	98	97	.55304 98	10	9	
<hr/>											
TOTALS	RPI 1-25	RPI 26-50		W-L RECORDS	RPI 51-100		RPI 101-150		RPI 150+		
13- 14	0- 1	0- 3		OVERALL	0- 9		6- 1		7- 0		
2- 5	0- 0	0- 1		HOME	0- 3		0- 1		2- 0		
6- 6	0- 1	0- 2		AWAY	0- 3		3- 0		3- 0		
5- 3	0- 0	0- 0		NEUTRAL	0- 3		3- 0		2- 0		
<hr/>											
7- 6	0- 1	0- 1		NON-CONFERENCE	0- 4		5- 0		2- 0		
0- 0	0- 0	0- 0		HOME	0- 0		0- 0		0- 0		
2- 3	0- 1	0- 1		AWAY	0- 1		2- 0		0- 0		
5- 3	0- 0	0- 0		NEUTRAL	0- 3		3- 0		2- 0		
<hr/>											
6- 8	0- 0	0- 2		CONFERENCE	0- 5		1- 1		5- 0		
2- 5	0- 0	0- 1		HOME	0- 3		0- 1		2- 0		
4- 3	0- 0	0- 1		AWAY	0- 2		1- 0		3- 0		
0- 0	0- 0	0- 0		NEUTRAL	0- 0		0- 0		0- 0		
<hr/>											
RPI S	Opponent	Score	RPI S	Opponent	Score	RPI S	Opponent	Score	RPI S	Opponent	Score
20 A	Oregon	0 3	33 A	Boise St.	1 3	56 H	Cal Poly	2 3	106 A	Sacramento St.	3 0
			36 A	Hawaii	0 3	61 A	Long Beach St.	0 3	112 A	North Dakota	3 0
			36 H	Hawaii	0 3	61 H	Long Beach St.	0 3	118 N	Murray St.	3 1
						84 N	Gonzaga	0 3	129 N	Santa Clara	3 1
						85 A	Nevada	2 3	141 N	Portland St.	3 0
						86 A	UC Santa Barbara	1 3	144 A	CSUN	3 1
						86 H	UC Santa Barbara	2 3	144 H	CSUN	2 3
						89 N	Ole Miss	1 3	178 A	UC Irvine	3 1
						92 N	San Diego St.	0 3	265 A	UC Riverside	3 1
									265 H	UC Riverside	3 1
									268 N	Omaha	3 0
									287 A	Cal St. Fullerton	3 1
									287 H	Cal St. Fullerton	3 1
									290 N	Southern Utah	3 2
<hr/>											
			LAST 10 GAMES								
			36 H	Hawaii	0 3	144 A	CSUN	3 1			
			265 A	UC Riverside	3 1	287 H	Cal St. Fullerton	3 1			
			56 H	Cal Poly	2 3	265 H	UC Riverside	3 1			
			86 H	UC Santa Barbara	2 3	36 A	Hawaii	0 3			
			61 A	Long Beach St.	0 3	287 A	Cal St. Fullerton	3 1			

Non-Div. I Games:

UC Davis

Average RPI Win:		196	WON-LOST RECORD		WINNING PCT. RANK		LAST 10 GAMES		STRENGTH OF SCHEDULE		OPP. STRENGTH OF SCHEDULE		TEAM RPI		ADJ RPI		CONF. RPI		ADJ CONF. RPI				
DIV. I ONLY			14- 15		.48276 182		4- 6		120		102		151		.51666 152		7 7						
DIV. I NON-CONF.			10- 4		.71429 69		1- 0		157		152		93		.55722 93		7 7						
TOTALS		RPI 1-25		RPI 26-50		W-L RECORDS		RPI 51-100		RPI 101-150		RPI 150+											
14- 15		0- 2		0- 4		OVERALL		1- 2		3- 4		10- 3											
8- 7		0- 2		0- 2		HOME		1- 1		3- 1		4- 1											
2- 7		0- 0		0- 2		AWAY		0- 1		0- 3		2- 1											
4- 1		0- 0		0- 0		NEUTRAL		0- 0		0- 0		4- 1											
10- 4		0- 1		0- 0		NON-CONFERENCE		1- 0		2- 1		7- 2											
5- 2		0- 1		0- 0		HOME		1- 0		2- 0		2- 1											
1- 1		0- 0		0- 0		AWAY		0- 0		0- 1		1- 0											
4- 1		0- 0		0- 0		NEUTRAL		0- 0		0- 0		4- 1											
4- 11		0- 1		0- 4		CONFERENCE		0- 2		1- 3		3- 1											
3- 5		0- 1		0- 2		HOME		0- 1		1- 1		2- 0											
1- 6		0- 0		0- 2		AWAY		0- 1		0- 2		1- 1											
0- 0		0- 0		0- 0		NEUTRAL		0- 0		0- 0		0- 0											
RPI	S	Opponent		Score		RPI	S	Opponent		Score		RPI	S	Opponent		Score		RPI	S	Opponent		Score	
2	H	Nebraska		0	3	33	A	Boise St.		0	3	71	A	Wyoming		1	3	120	A	South Fla.		1	3
24	H	UNLV		1	3	33	H	Boise St.		2	3	71	H	Wyoming		0	3	127	H	Arizona St.		3	1
						43	A	Colorado St.		2	3	73	H	New Mexico St.		3	1	128	A	Utah St.		1	3
						43	H	Colorado St.		0	3							128	H	Utah St.		2	3
																		132	H	Fairfield		3	0
																		134	A	Fresno St.		0	3
																		134	H	Fresno St.		3	2
																		159	N	Samford		2	3
																		168	A	UT Arlington		3	1
																		181	H	Arkansas		3	1
																		182	A	San Jose St.		2	3
																		182	H	San Jose St.		3	0
																		205	H	Idaho		2	3
																		206	N	Houston Baptist		3	1
																		222	N	UTEP		3	2
																		246	H	Abilene Christian		3	0
																		255	A	Air Force		3	0
																		255	H	Air Force		3	0
																		266	N	Western Caro.		3	0
																		295	N	Stetson		3	1
						LAST 10 GAMES																	
						128	H	Utah St.		2	3	255	A	Air Force		3	0						
						43	A	Colorado St.		2	3	33	A	Boise St.		0	3						
						71	A	Wyoming		1	3	73	H	New Mexico St.		3	1						
						182	H	San Jose St.		3	0	128	A	Utah St.		1	3						
						134	H	Fresno St.		3	2	24	H	UNLV		1	3						

Non-Div. I Games:

New Mexico

Average RPI Win: 230		WON-LOST RECORD		WINNING PCT. RANK		LAST 10 GAMES		STRENGTH OF SCHEDULE		OPP. STRENGTH OF SCHEDULE		TEAM RPI		ADJ RPI		CONF. RPI		ADJ CONF. RPI			
DIV. I ONLY		16- 13		.55172 145		7- 3		145		203		152		.51657 153		28		28			
DIV. I NON-CONF.		6- 7		.46154 190		0- 0		70		73		111		.5409 112		25		25			
TOTALS		RPI 1-25		RPI 26-50		W-L RECORDS		RPI 51-100		RPI 101-150		RPI 150+									
16- 13		0- 1		0- 3		OVERALL		2- 3		2- 1		12- 5									
7- 1		0- 0		0- 0		HOME		0- 1		0- 0		7- 0									
5- 8		0- 0		0- 1		AWAY		2- 2		0- 0		3- 5									
4- 4		0- 1		0- 2		NEUTRAL		0- 0		2- 1		2- 0									
6- 7		0- 1		0- 3		NON-CONFERENCE		2- 1		2- 1		2- 1									
0- 0		0- 0		0- 0		HOME		0- 0		0- 0		0- 0									
2- 3		0- 0		0- 1		AWAY		2- 1		0- 0		0- 1									
4- 4		0- 1		0- 2		NEUTRAL		0- 0		2- 1		2- 0									
10- 6		0- 0		0- 0		CONFERENCE		0- 2		0- 0		10- 4									
7- 1		0- 0		0- 0		HOME		0- 1		0- 0		7- 0									
3- 5		0- 0		0- 0		AWAY		0- 1		0- 0		3- 4									
0- 0		0- 0		0- 0		NEUTRAL		0- 0		0- 0		0- 0									
RPI	S	Opponent		Score		RPI	S	Opponent		Score		RPI	S	Opponent		Score					
8	N	North Carolina		0	3	28	A	TCU		0	3	70	A	A&M-Corpus Christi		2	3				
						39	N	SMU		0	3	70	H	A&M-Corpus Christi		0	3				
						40	N	Southern California		0	3	77	A	Rice		3	2				
												83	A	Texas St.		1	3				
												93	A	Tulane		3	1				
														Sacramento St.		2	3				
														Oakland		3	2				
														UTRGV		3	2				
														SFA		0	3				
														SFA		3	1				
														UT Arlington		2	3				
														Houston Baptist		0	3				
														Central Ark.		1	3				
														Central Ark.		3	0				
														Incarnate Word		3	1				
														Abilene Christian		2	3				
														Northwestern St.		3	1				
														Northwestern St.		3	2				
														Lamar University		3	1				
														McNeese		3	1				
														Bethune-Cookman		3	0				
														Southeastern La.		3	1				
														Nicholls St.		3	0				
														Ark.-Pine Bluff		3	0				
														New Orleans		3	0				
LAST 10 GAMES																					
251 A Northwestern St.						3	1	269 A Lamar University						3	1						
219 A Central Ark.						1	3	206 A Houston Baptist						0	3						
324 H New Orleans						3	0	219 H Central Ark.						3	0						
302 H Southeastern La.						3	1	251 H Northwestern St.						3	2						
162 H SFA						3	1	246 A Abilene Christian						2	3						

Non-Div. I Games:

Sam Houston St.

Average RPI Win: 223		WON-LOST	WINNING	LAST 10	STRENGTH OF		OPP. STRENGTH	TEAM	ADJ	CONF.	ADJ CONF.
Average RPI Loss: 151		RECORD	PCT. RANK	GAMES	SCHEDULE		OF SCHEDULE	RPI	RPI	RPI	RPI
DIV. I ONLY		17- 12	.58621	119	8- 2		166	232	154	.51582	154
DIV. I NON-CONF.		6- 7	.46154	190	1- 0		180	198	196	.48074	194
TOTALS		RPI 1-25	RPI 26-50		W-L RECORDS		RPI 51-100		RPI 101-150		RPI 150+
17- 12	0- 0	0- 1		OVERALL		1- 2		1- 2		15- 7	
10- 3	0- 0	0- 0		HOME		1- 0		1- 0		8- 3	
5- 7	0- 0	0- 0		AWAY		0- 2		0- 1		5- 4	
2- 2	0- 0	0- 1		NEUTRAL		0- 0		0- 1		2- 0	
6- 7	0- 0	0- 1		NON-CONFERENCE		0- 1		1- 2		5- 3	
3- 2	0- 0	0- 0		HOME		0- 0		1- 0		2- 2	
1- 3	0- 0	0- 0		AWAY		0- 1		0- 1		1- 1	
2- 2	0- 0	0- 1		NEUTRAL		0- 0		0- 1		2- 0	
11- 5	0- 0	0- 0		CONFERENCE		1- 1		0- 0		10- 4	
7- 1	0- 0	0- 0		HOME		1- 0		0- 0		6- 1	
4- 4	0- 0	0- 0		AWAY		0- 1		0- 0		4- 3	
0- 0	0- 0	0- 0		NEUTRAL		0- 0		0- 0		0- 0	
RPI S	Opponent	Score	RPI S	Opponent	Score	RPI S	Opponent	Score	RPI S	Opponent	Score
			29 N	Ohio St.	0 3	59 A	Duke	0 3	117 N	LSU	1 3
						100 A	ETSU	0 3	122 H	Radford	3 1
						100 H	ETSU	3 1	130 A	High Point	2 3
									159 A	Samford	3 1
									159 H	Samford	3 1
									166 A	Chattanooga	0 3
									166 H	Chattanooga	3 2
									183 N	Valparaiso	3 1
									189 H	Elon	2 3
									195 A	Mercer	2 3
									195 H	Mercer	1 3
									203 A	Ball St.	2 3
									209 A	Wofford	3 0
									209 H	Wofford	3 0
									212 A	Furman	1 3
									212 H	Furman	3 0
									213 H	Youngstown St.	1 3
									249 N	Eastern Ky.	3 2
									266 A	Western Caro.	3 0
									266 H	Western Caro.	3 1
									281 A	Charlotte	3 0
									297 A	The Citadel	3 1
									297 H	The Citadel	3 1
									311 H	Hampton	3 0
									313 H	N.C. A&T	3 0
			LAST 10 GAMES								
			166 A	Chattanooga	0 3	100 H	ETSU	3 1			
			159 A	Samford	3 1	266 A	Western Caro.	3 0			
			266 H	Western Caro.	3 1	209 H	Wofford	3 0			
			195 H	Mercer	1 3	281 A	Charlotte	3 0			
			297 H	The Citadel	3 1	166 H	Chattanooga	3 2			

Non-Div. I Games:

UNCG

Average RPI Win:		155	WON-LOST	WINNING	LAST 10	STRENGTH OF		OPP. STRENGTH	TEAM	ADJ	CONF.	ADJ CONF.
Average RPI Loss:		50	RECORD	PCT. RANK	GAMES	SCHEDULE		OF SCHEDULE	RPI	RPI	RPI	RPI
DIV. I ONLY			9- 17	.34615	249	2- 8		60	29	159	.5156	155
DIV. I NON-CONF.			6- 4	.6	123	0- 0		262	101	174	.49432	174
TOTALS		RPI 1-25	RPI 26-50		W-L RECORDS		RPI 51-100		RPI 101-150		RPI 150+	
9- 17	0- 8		2- 3		OVERALL		2- 3		1- 3		4- 0	
6- 8	0- 4		2- 1		HOME		1- 0		0- 3		3- 0	
2- 9	0- 4		0- 2		AWAY		0- 3		1- 0		1- 0	
1- 0	0- 0		0- 0		NEUTRAL		1- 0		0- 0		0- 0	
6- 4	0- 0		0- 0		NON-CONFERENCE		1- 2		1- 2		4- 0	
3- 2	0- 0		0- 0		HOME		0- 0		0- 2		3- 0	
2- 2	0- 0		0- 0		AWAY		0- 2		1- 0		1- 0	
1- 0	0- 0		0- 0		NEUTRAL		1- 0		0- 0		0- 0	
3- 13	0- 8		2- 3		CONFERENCE		1- 1		0- 1		0- 0	
3- 6	0- 4		2- 1		HOME		1- 0		0- 1		0- 0	
0- 7	0- 4		0- 2		AWAY		0- 1		0- 0		0- 0	
0- 0	0- 0		0- 0		NEUTRAL		0- 0		0- 0		0- 0	
RPI S	Opponent	Score	RPI S	Opponent	Score	RPI S	Opponent	Score	RPI S	Opponent	Score	
7 H	Stanford	1 3	26 H	Arizona	3 2	61 A	Long Beach St.	1 3	127 H	Arizona St.	1 3	
12 A	UCLA	1 3	40 A	Southern California	0 3	72 A	Pacific	0 3	129 H	Santa Clara	1 3	
12 H	UCLA	0 3	40 H	Southern California	0 3	74 A	Colorado	0 3	139 H	West Virginia	1 3	
13 A	Washington	1 3	41 A	Washington St.	0 3	74 H	Colorado	3 1	145 A	St. Mary's (CA)	3 1	
13 H	Washington	0 3	41 H	Washington St.	3 0	88 N	Northeastern	3 2	178 A	UC Irvine	3 1	
20 A	Oregon	0 3							265 H	UC Riverside	3 2	
22 A	Utah	0 3							290 H	Southern Utah	3 0	
22 H	Utah	0 3							292 H	Grand Canyon	3 0	
LAST 10 GAMES												
40 H	Southern California	0 3	13 H	Washington	0 3							
12 H	UCLA	0 3	12 A	UCLA	1 3							
74 A	Colorado	0 3	40 A	Southern California	0 3							
22 A	Utah	0 3	26 H	Arizona	3 2							
41 H	Washington St.	3 0	127 H	Arizona St.	1 3							

Non-Div. I Games:

California

Average RPI Win:	201	WON-LOST	WINNING	LAST 10	STRENGTH OF	OPP. STRENGTH	TEAM	ADJ	CONF.	ADJ CONF.	
Average RPI Loss:	98	RECORD	PCT. RANK	GAMES	SCHEDULE	OF SCHEDULE	RPI	RPI	RPI	RPI	
DIV. I ONLY	13- 14	.48148	184	8- 2	110	139	155	.51506	156	20	19
DIV. I NON-CONF.	3- 10	.23077	282	0- 0	56	79	182	.48949	181	14	14
<hr/>											
TOTALS	RPI 1-25	RPI 26-50		W-L RECORDS	RPI 51-100		RPI 101-150		RPI 150+		
13- 14	0- 1	0- 2		OVERALL	1- 5		4- 3		8- 3		
7- 4	0- 0	0- 0		HOME	0- 1		2- 2		5- 1		
6- 4	0- 0	0- 0		AWAY	1- 2		2- 1		3- 1		
0- 6	0- 1	0- 2		NEUTRAL	0- 2		0- 0		0- 1		
<hr/>											
3- 10	0- 1	0- 2		NON-CONFERENCE	0- 4		2- 1		1- 2		
2- 2	0- 0	0- 0		HOME	0- 0		1- 1		1- 1		
1- 2	0- 0	0- 0		AWAY	0- 2		1- 0		0- 0		
0- 6	0- 1	0- 2		NEUTRAL	0- 2		0- 0		0- 1		
<hr/>											
10- 4	0- 0	0- 0		CONFERENCE	1- 1		2- 2		7- 1		
5- 2	0- 0	0- 0		HOME	0- 1		1- 1		4- 0		
5- 2	0- 0	0- 0		AWAY	1- 0		1- 1		3- 1		
0- 0	0- 0	0- 0		NEUTRAL	0- 0		0- 0		0- 0		
<hr/>											
RPI S	Opponent	Score		RPI S	Opponent	Score		RPI S	Opponent	Score	
22 N	Utah	1	3	32 N	Pittsburgh	0	3	55 N	Hofstra	1	3
				38 N	Baylor	0	3	73 A	New Mexico St.	3	1
								73 H	New Mexico St.	0	3
								83 N	Texas St.	1	3
								86 A	UC Santa Barbara	0	3
								95 A	Portland	1	3
								106 H	Sacramento St.	0	3
								108 H	Northern Ariz.	3	2
								125 A	Utah Valley	2	3
								125 H	Utah Valley	2	3
								137 A	Army West Point	3	2
								150 A	UTRGV	3	1
								150 H	UTRGV	3	1
								172 A	UMKC	1	3
								172 H	UMKC	3	0
								174 A	Seattle U	3	0
								174 H	Seattle U	3	2
								178 H	UC Irvine	1	3
								183 N	Valparaiso	1	3
								265 H	UC Riverside	3	0
								292 A	Grand Canyon	3	0
								292 H	Grand Canyon	3	0
								312 A	Chicago St.	3	1
								312 H	Chicago St.	3	0
<hr/>											
LAST 10 GAMES											
125 A Utah Valley				2	3	150 A UTRGV				3	1
174 A Seattle U				3	0	292 A Grand Canyon				3	0
172 H UMKC				3	0	174 H Seattle U				3	2
312 H Chicago St.				3	0	125 H Utah Valley				2	3
73 A New Mexico St.				3	1	312 A Chicago St.				3	1

Non-Div. I Games:

CSU Bakersfield

Average RPI Win:		179	WON-LOST RECORD		WINNING PCT. RANK		LAST 10 GAMES		STRENGTH OF SCHEDULE		OPP. STRENGTH OF SCHEDULE		TEAM RPI		ADJ RPI		CONF. RPI		ADJ CONF. RPI				
Average RPI Loss:		83																					
DIV. I ONLY			13- 17		.43333 202		4- 6		90		92		156		.51475 157		11		11				
DIV. I NON-CONF.			5- 8		.38462 225		0- 0		101		64		162		.50364 162		11		11				
TOTALS		RPI 1-25		RPI 26-50		W-L RECORDS		RPI 51-100		RPI 101-150		RPI 150+											
13- 17		0- 1		0- 7		OVERALL		3- 3		1- 4		9- 2											
4- 6		0- 0		0- 3		HOME		1- 0		0- 1		3- 2											
5- 7		0- 1		0- 3		AWAY		1- 1		0- 2		4- 0											
4- 4		0- 0		0- 1		NEUTRAL		1- 2		1- 1		2- 0											
5- 8		0- 1		0- 1		NON-CONFERENCE		1- 3		1- 2		3- 1											
0- 1		0- 0		0- 0		HOME		0- 0		0- 0		0- 1											
1- 3		0- 1		0- 0		AWAY		0- 1		0- 1		1- 0											
4- 4		0- 0		0- 1		NEUTRAL		1- 2		1- 1		2- 0											
8- 9		0- 0		0- 6		CONFERENCE		2- 0		0- 2		6- 1											
4- 5		0- 0		0- 3		HOME		1- 0		0- 1		3- 1											
4- 4		0- 0		0- 3		AWAY		1- 0		0- 1		3- 0											
0- 0		0- 0		0- 0		NEUTRAL		0- 0		0- 0		0- 0											
RPI	S	Opponent		Score		RPI	S	Opponent		Score		RPI	S	Opponent		Score		RPI	S	Opponent		Score	
19	A	Kansas St.		0	3	26	N	Arizona		1	3	57	A	Southern Ill.		3	1	102	N	Northern Ky.		3	2
						37	A	Wichita St.		0	3	57	H	Southern Ill.		3	1	114	N	DePaul		1	3
						37	H	Wichita St.		0	3	60	N	Iowa		1	3	115	A	Illinois St.		1	3
						45	A	UNI		0	3	67	A	Northern Ill.		1	3	115	H	Illinois St.		0	3
						45	H	UNI		2	3	90	N	Col. of Charleston		3	1	119	A	Butler		1	3
						47	A	Missouri St.		0	3	99	N	Miami (FL)		2	3	161	N	Mississippi St.		3	2
						47	H	Missouri St.		0	3							188	H	Ill.-Chicago		1	3
																		196	A	Drake		3	1
																		196	H	Drake		3	0
																		224	A	Indiana St.		3	2
																		224	H	Indiana St.		1	3
																		235	N	Davidson		3	2
																		239	A	Wake Forest		3	2
																		254	A	Evansville		3	2
																		254	H	Evansville		3	0
																		260	H	Bradley		3	1
						LAST 10 GAMES																	
						196	A	Drake		3	1	57	A	Southern Ill.		3	1						
						45	A	UNI		0	3	115	H	Illinois St.		0	3						
						47	H	Missouri St.		0	3	224	H	Indiana St.		1	3						
						37	H	Wichita St.		0	3	260	H	Bradley		3	1						
						254	A	Evansville		3	2	45	H	UNI		2	3						

Non-Div. I Games:

Loyola Chicago

[illegible]

Non-Div. I Games:

New Hampshire

[illegible]

Non-Div. I Games:

Samford

V
C
U

VCU

Average RPI Win:		203	WON-LOST RECORD		WINNING PCT. RANK		LAST 10 GAMES		STRENGTH OF SCHEDULE		OPP. STRENGTH OF SCHEDULE		TEAM RPI		ADJ RPI		CONF. RPI		ADJ CONF. RPI				
DIV. I ONLY			12- 17		.41379 212		1- 9		100		59		161		.51064 161		4		4				
DIV. I NON-CONF.			8- 6		.57143 138		0- 0		248		124		180		.4909 179		4		4				
TOTALS		RPI 1-25		RPI 26-50		W-L RECORDS		RPI 51-100		RPI 101-150		RPI 150+											
12- 17		0- 8		0- 0		OVERALL		1- 5		3- 2		8- 2											
9- 5		0- 3		0- 0		HOME		1- 2		2- 0		6- 0											
2- 9		0- 5		0- 0		AWAY		0- 1		1- 2		1- 1											
1- 3		0- 0		0- 0		NEUTRAL		0- 2		0- 0		1- 1											
8- 6		0- 2		0- 0		NON-CONFERENCE		0- 3		0- 0		8- 1											
6- 2		0- 1		0- 0		HOME		0- 1		0- 0		6- 0											
1- 1		0- 1		0- 0		AWAY		0- 0		0- 0		1- 0											
1- 3		0- 0		0- 0		NEUTRAL		0- 2		0- 0		1- 1											
4- 11		0- 6		0- 0		CONFERENCE		1- 2		3- 2		0- 1											
3- 3		0- 2		0- 0		HOME		1- 1		2- 0		0- 0											
1- 8		0- 4		0- 0		AWAY		0- 1		1- 2		0- 1											
0- 0		0- 0		0- 0		NEUTRAL		0- 0		0- 0		0- 0											
RPI	S	Opponent		Score		RPI	S	Opponent		Score		RPI	S	Opponent		Score							
5	A	Florida		0 3				62 A Alabama		1 3		107	A	Tennessee		3 0							
5	H	Florida		0 3				62 H Alabama		3 2		107	H	Tennessee		3 0							
10	H	Kansas		0 3				68 H South Carolina		2 3		117	A	LSU		0 3							
14	A	Missouri		0 3				87 N Oklahoma		2 3		121	A	Auburn		2 3							
18	A	Kentucky		1 3				95 H Portland		2 3		121	H	Auburn		3 1							
18	H	Kentucky		0 3				99 N Miami (FL)		1 3		157	N	Loyola Chicago		2 3							
19	A	Kansas St.		1 3								181	A	Arkansas		1 3							
23	A	Texas A&M		0 3								198	H	Eastern Wash.		3 0							
												202	A	Little Rock		3 1							
												233	H	FIU		3 2							
												263	N	UT Martin		3 0							
												269	H	Lamar University		3 2							
												273	H	Troy		3 0							
												286	H	McNeese		3 2							
												310	H	Eastern Ill.		3 0							
LAST 10 GAMES																							
117 A LSU						0 3						181 A Arkansas						1 3					
23 A Texas A&M						0 3						107 H Tennessee						3 0					
5 H Florida						0 3						5 A Florida						0 3					
68 H South Carolina						2 3						121 A Auburn						2 3					
14 A Missouri						0 3						62 A Alabama						1 3					

Non-Div. I Games:

Mississippi St.

S
F
A

SFA

Average RPI Win:	255	WON-LOST RECORD	WINNING PCT. RANK	LAST 10 GAMES	STRENGTH OF SCHEDULE	OPP. STRENGTH OF SCHEDULE	TEAM RPI	ADJ RPI	CONF. RPI	ADJ CONF. RPI					
DIV. I ONLY		21- 7	.75	42	9- 1	301	273	163	.50925	163	29	29			
DIV. I NON-CONF.		8- 6	.57143	138	1- 0	265	162	192	.48191	190	29	29			
<hr/>															
TOTALS	RPI 1-25	RPI 26-50		W-L RECORDS		RPI 51-100		RPI 101-150		RPI 150+					
21- 7	0- 0	0- 0		OVERALL		0- 2		2- 2		19- 3					
9- 2	0- 0	0- 0		HOME		0- 0		0- 1		9- 1					
9- 2	0- 0	0- 0		AWAY		0- 0		1- 1		8- 1					
3- 3	0- 0	0- 0		NEUTRAL		0- 2		1- 0		2- 1					
<hr/>															
8- 6	0- 0	0- 0		NON-CONFERENCE		0- 2		2- 2		6- 2					
2- 2	0- 0	0- 0		HOME		0- 0		0- 1		2- 1					
3- 1	0- 0	0- 0		AWAY		0- 0		1- 1		2- 0					
3- 3	0- 0	0- 0		NEUTRAL		0- 2		1- 0		2- 1					
<hr/>															
13- 1	0- 0	0- 0		CONFERENCE		0- 0		0- 0		13- 1					
7- 0	0- 0	0- 0		HOME		0- 0		0- 0		7- 0					
6- 1	0- 0	0- 0		AWAY		0- 0		0- 0		6- 1					
0- 0	0- 0	0- 0		NEUTRAL		0- 0		0- 0		0- 0					
<hr/>															
RPI	S	Opponent	Score	RPI	S	Opponent	Score	RPI	S	Opponent	Score				
				58 N James Madison				1	3	113 A Maryland		0	3		
				75 N Villanova				0	3	132 A Fairfield		3	0		
												135 N Idaho St.		3	1
												138 H Milwaukee		2	3
												158 A New Hampshire		3	1
												218 A LIU Brooklyn		3	1
												218 H LIU Brooklyn		3	0
												229 A Bryant		3	0
												229 H Bryant		3	0
												240 H Dartmouth		0	3
												241 A Central Conn. St.		2	3
												241 H Central Conn. St.		3	2
												247 H Stony Brook		3	0
												248 N Eastern Mich.		1	3
												253 A Robert Morris		3	1
												253 H Robert Morris		3	0
												256 N Holy Cross		3	1
												274 H George Mason		3	0
												278 A UMass Lowell		3	1
												308 A St. Francis Brooklyn		3	1
								308 H St. Francis Brooklyn		3	0				
				LAST 10 GAMES											
				241 H Central Conn. St.		3	2	321 A Saint Francis (PA)		3	0				
				229 H Bryant		3	0	218 H LIU Brooklyn		3	0				
				278 A UMass Lowell		3	1	308 H St. Francis Brooklyn		3	0				
				327 H Fairleigh Dickinson		3	0	327 A Fairleigh Dickinson		3	1				
				253 A Robert Morris		3	1	328 N Delaware St.		3	0				
								241 A Central Conn. St.		2	3				

Non-Div. I Games:

Sacred Heart

Average RPI Win:	232	WON-LOST RECORD	WINNING PCT. RANK	LAST 10 GAMES	STRENGTH OF SCHEDULE	OPP. STRENGTH OF SCHEDULE	TEAM RPI	ADJ RPI	CONF. RPI	ADJ CONF. RPI	
DIV. I ONLY	14- 10	.58333	124	6- 4	190	224	164	.50818	164	16	16
DIV. I NON-CONF.	5- 5	.5	168	0- 0	227	265	213	.47051	213	20	21
<hr/>											
TOTALS	RPI 1-25	RPI 26-50		W-L RECORDS	RPI 51-100		RPI 101-150		RPI 150+		
14- 10	0- 0	0- 1		OVERALL	1- 3		0- 1		13- 5		
11- 3	0- 0	0- 0		HOME	1- 1		0- 1		10- 1		
3- 5	0- 0	0- 0		AWAY	0- 2		0- 0		3- 3		
0- 2	0- 0	0- 1		NEUTRAL	0- 0		0- 0		0- 1		
<hr/>											
5- 5	0- 0	0- 1		NON-CONFERENCE	0- 0		0- 1		5- 3		
5- 2	0- 0	0- 0		HOME	0- 0		0- 1		5- 1		
0- 1	0- 0	0- 0		AWAY	0- 0		0- 0		0- 1		
0- 2	0- 0	0- 1		NEUTRAL	0- 0		0- 0		0- 1		
<hr/>											
9- 5	0- 0	0- 0		CONFERENCE	1- 3		0- 0		8- 2		
6- 1	0- 0	0- 0		HOME	1- 1		0- 0		5- 0		
3- 4	0- 0	0- 0		AWAY	0- 2		0- 0		3- 2		
0- 0	0- 0	0- 0		NEUTRAL	0- 0		0- 0		0- 0		
<hr/>											
RPI S	Opponent	Score	RPI S	Opponent	Score	RPI S	Opponent	Score	RPI S	Opponent	Score
			48 N	Indiana	0 3	78 A	Princeton	0 3	111 H	SIUE	1 3
			78 H	Princeton	0 3	180 N	Campbell	0 3			
			94 A	Yale	1 3	193 H	UMBC	0 3			
			94 H	Yale	3 2	200 A	Harvard	0 3			
			200 H	Harvard	3 1						
			201 A	Cornell	1 3						
			201 H	Cornell	3 2						
			215 A	Penn	3 1						
			215 H	Penn	3 2						
			229 H	Bryant	3 1						
238 H	Providence	3 0									
240 A	Dartmouth	3 1									
240 H	Dartmouth	3 0									
258 A	Brown	3 0									
258 H	Brown	3 0									
270 A	San Francisco	0 3									
271 H	Fordham	3 0									
285 H	Hartford	3 0									
299 H	Manhattan	3 0									
<hr/>											
			LAST 10 GAMES								
			78 A	Princeton	0 3	258 A	Brown	3 0			
			215 A	Penn	3 1	201 A	Cornell	1 3			
			200 H	Harvard	3 1	240 A	Dartmouth	3 1			
			240 H	Dartmouth	3 0	200 A	Harvard	0 3			
			94 A	Yale	1 3	215 H	Penn	3 2			

Non-Div. I Games:

Columbia

Average RPI Win: 277		WON-LOST	WINNING	LAST 10	STRENGTH OF		OPP. STRENGTH	TEAM	ADJ	CONF.	ADJ CONF.	
Average RPI Loss: 55		RECORD	PCT. RANK	GAMES	SCHEDULE		OF SCHEDULE	RPI	RPI	RPI	RPI	
DIV. I ONLY		23- 5	.82143	17	320		269	165	.50758	165	31	31
DIV. I NON-CONF.		10- 5	.66667	85	218		164	133	.52298	134	30	30
<hr/>												
TOTALS		RPI 1-25	RPI 26-50		W-L RECORDS		RPI 51-100		RPI 101-150		RPI 150+	
23- 5		0- 2	0- 1		OVERALL		0- 1		1- 1		22- 0	
9- 0		0- 0	0- 0		HOME		0- 0		0- 0		9- 0	
7- 2		0- 1	0- 0		AWAY		0- 1		0- 0		7- 0	
7- 3		0- 1	0- 1		NEUTRAL		0- 0		1- 1		6- 0	
10- 5		0- 2	0- 1		NON-CONFERENCE		0- 1		1- 1		9- 0	
2- 0		0- 0	0- 0		HOME		0- 0		0- 0		2- 0	
1- 2		0- 1	0- 0		AWAY		0- 1		0- 0		1- 0	
7- 3		0- 1	0- 1		NEUTRAL		0- 0		1- 1		6- 0	
13- 0		0- 0	0- 0		CONFERENCE		0- 0		0- 0		13- 0	
7- 0		0- 0	0- 0		HOME		0- 0		0- 0		7- 0	
6- 0		0- 0	0- 0		AWAY		0- 0		0- 0		6- 0	
0- 0		0- 0	0- 0		NEUTRAL		0- 0		0- 0		0- 0	
RPI	S	Opponent	Score	RPI	S	Opponent	Score	RPI	S	Opponent	Score	
21	N	Purdue	0 3	42	N	Coastal Caro.	0 3	54	A	Notre Dame	2 3	
25	A	Penn St.	0 3									
										American	3 2	
										N Rhode Island	2 3	
										H UMBC	3 1	
										A UMES	3 1	
										H UMES	3 0	
										A Penn	3 0	
										N Clemson	3 1	
										N Georgetown	3 1	
										N George Mason	3 1	
										N George Mason	3 0	
										H Bethune-Cookman	3 1	
										H Loyola Maryland	3 0	
										A Morgan St.	3 0	
										H Morgan St.	3 0	
										A Hampton	3 0	
										H Hampton	3 0	
										N Bucknell	3 0	
										A Norfolk St.	3 0	
										H Norfolk St.	3 0	
										N Lafayette	3 1	
										A Delaware St.	3 1	
										H Delaware St.	3 0	
										A Coppin St.	3 0	
										H Coppin St.	3 0	
				LAST 10 GAMES								
				320	A	Norfolk St.	3 0	211	A	UMES	3 1	
				307	H	Morgan St.	3 0	329	A	Coppin St.	3 0	
				311	H	Hampton	3 0	288	H	Bethune-Cookman	3 1	
				320	H	Norfolk St.	3 0	311	A	Hampton	3 0	
				328	H	Delaware St.	3 0	329	H	Coppin St.	3 0	

Non-Div. I Games:

Howard

Average RPI Win:	227	WON-LOST RECORD	WINNING PCT. RANK	LAST 10 GAMES	STRENGTH OF SCHEDULE	OPP. STRENGTH OF SCHEDULE	TEAM RPI	ADJ RPI	CONF. RPI	ADJ CONF. RPI					
DIV. I ONLY	17- 12	.58621	119	6- 4	206	205	166	.50668	166	21	21				
DIV. I NON-CONF.	7- 6	.53846	157	0- 0	250	136	197	.4806	195	24	24				
<hr/>															
TOTALS	RPI 1-25	RPI 26-50		W-L RECORDS	RPI 51-100		RPI 101-150		RPI 150+						
17- 12	0- 2	0- 2		OVERALL	3- 1		0- 1		14- 6						
13- 2	0- 0	0- 0		HOME	2- 0		0- 0		11- 2						
3- 7	0- 1	0- 1		AWAY	0- 1		0- 0		3- 4						
1- 3	0- 1	0- 1		NEUTRAL	1- 0		0- 1		0- 0						
<hr/>															
7- 6	0- 2	0- 2		NON-CONFERENCE	2- 0		0- 1		5- 1						
6- 1	0- 0	0- 0		HOME	1- 0		0- 0		5- 1						
0- 2	0- 1	0- 1		AWAY	0- 0		0- 0		0- 0						
1- 3	0- 1	0- 1		NEUTRAL	1- 0		0- 1		0- 0						
<hr/>															
10- 6	0- 0	0- 0		CONFERENCE	1- 1		0- 0		9- 5						
7- 1	0- 0	0- 0		HOME	1- 0		0- 0		6- 1						
3- 5	0- 0	0- 0		AWAY	0- 1		0- 0		3- 4						
0- 0	0- 0	0- 0		NEUTRAL	0- 0		0- 0		0- 0						
<hr/>															
RPI S	Opponent	Score		RPI S	Opponent	Score		RPI S	Opponent	Score					
10 N	Kansas	1	3	28 N	TCU	0	3	80 N	Xavier	3	1				
17 A	Creighton	0	3	31 A	Dayton	0	3	89 H	Ole Miss	3	2				
				100 A	ETSU	0	3	154 A	UNCG	2	3				
				100 H	ETSU	3	1	154 H	UNCG	3	0				
				159 A	Samford	0	3								
				159 H	Samford	0	3								
				195 A	Mercer	3	0								
				195 H	Mercer	3	0								
				197 H	Tennessee St.	1	3								
				209 A	Wofford	1	3								
				209 H	Wofford	3	0								
				212 A	Furman	3	0								
				212 H	Furman	3	1								
				266 A	Western Caro.	1	3								
				266 H	Western Caro.	3	1								
				287 H	Cal St. Fullerton	3	0								
				297 A	The Citadel	3	2								
				297 H	The Citadel	3	2								
				298 H	Appalachian St.	3	2								
300 H	Presbyterian	3	0												
333 H	South Carolina St.	3	0												
334 H	Mississippi Val.	3	0												
LAST 10 GAMES															
154 H UNCG				3				212 A Furman				3			
212 H Furman				3				195 H Mercer				3			
266 A Western Caro.				1				297 H The Citadel				3			
209 A Wofford				1				159 H Samford				0			
297 A The Citadel				3				154 A UNCG				2			

Non-Div. I Games:

Chattanooga

Average RPI Win:	217	WON-LOST RECORD	WINNING PCT. RANK	LAST 10 GAMES	STRENGTH OF SCHEDULE	OPP. STRENGTH OF SCHEDULE	TEAM RPI	ADJ RPI	CONF. RPI	ADJ CONF. RPI		
Average RPI Loss:	93											
DIV. I ONLY	16- 14	.53333	161	4- 6	189	119	169	.50655	167	10	10	
DIV. I NON-CONF.	9- 4	.69231	74	0- 0	287	232	172	.49613	172	8	8	
<hr/>												
TOTALS	RPI 1-25	RPI 26-50		W-L RECORDS	RPI 51-100		RPI 101-150		RPI 150+			
16- 14	0- 2	1- 1		OVERALL	0- 6		3- 4		12- 1			
7- 5	0- 1	0- 1		HOME	0- 2		2- 1		5- 0			
6- 6	0- 1	1- 0		AWAY	0- 2		1- 2		4- 1			
3- 3	0- 0	0- 0		NEUTRAL	0- 2		0- 1		3- 0			
<hr/>												
9- 4	0- 0	0- 0		NON-CONFERENCE	0- 2		0- 2		9- 0			
3- 0	0- 0	0- 0		HOME	0- 0		0- 0		3- 0			
3- 1	0- 0	0- 0		AWAY	0- 0		0- 1		3- 0			
3- 3	0- 0	0- 0		NEUTRAL	0- 2		0- 1		3- 0			
<hr/>												
7- 10	0- 2	1- 1		CONFERENCE	0- 4		3- 2		3- 1			
4- 5	0- 1	0- 1		HOME	0- 2		2- 1		2- 0			
3- 5	0- 1	1- 0		AWAY	0- 2		1- 1		1- 1			
0- 0	0- 0	0- 0		NEUTRAL	0- 0		0- 0		0- 0			
<hr/>												
RPI S	Opponent	Score	RPI S	Opponent	Score	RPI S	Opponent	Score	RPI S	Opponent	Score	
17 A	Creighton	0 3	35 A	Marquette	3 2	75 A	Villanova	1 3	114 A	DePaul	3 1	
17 H	Creighton	0 3	35 H	Marquette	2 3	75 H	Villanova	2 3	114 H	DePaul	3 0	
						80 A	Xavier	1 3	119 A	Butler	0 3	
						80 H	Xavier	1 3	119 H	Butler	1 3	
						86 N	UC Santa Barbara	1 3	126 N	Albany (NY)	1 3	
						97 N	UConn	2 3	132 A	Fairfield	2 3	
									146 H	Seton Hall	3 1	
									190 N	Rutgers	3 0	
									208 H	Binghamton	3 0	
									229 A	Bryant	3 0	
									238 A	Providence	1 3	
									238 H	Providence	3 0	
									243 A	Georgetown	3 1	
									243 H	Georgetown	3 2	
									258 N	Brown	3 0	
									264 H	La Salle	3 0	
									270 A	San Francisco	3 0	
									272 H	Niagara	3 1	
									314 A	Iona	3 0	
									328 N	Delaware St.	3 0	
<hr/>												
			LAST 10 GAMES									
			35 A Marquette			3 2			238 H Providence			3 0
			114 A DePaul			3 1			119 A Butler			0 3
			243 H Georgetown			3 2			80 A Xavier			1 3
			75 H Villanova			2 3			238 A Providence			1 3
			17 H Creighton			0 3			17 A Creighton			0 3

Non-Div. I Games:

St. John's (NY)

Average RPI Win:		242	WON-LOST RECORD		WINNING PCT. RANK		LAST 10 GAMES		STRENGTH OF SCHEDULE		OPP. STRENGTH OF SCHEDULE		TEAM RPI		ADJ RPI		CONF. RPI		ADJ CONF. RPI	
DIV. I ONLY			16- 15		.51613 172		6- 4		157		183		167		.50557 168		22		22	
DIV. I NON-CONF.			6- 9		.4 223		0- 0		107		147		171		.49661 171		19		19	
TOTALS		RPI 1-25		RPI 26-50		W-L RECORDS		RPI 51-100		RPI 101-150		RPI 150+								
16- 15		0- 2		0- 1		OVERALL		0- 7		0- 1		16- 4								
9- 5		0- 0		0- 1		HOME		0- 2		0- 1		9- 1								
6- 7		0- 0		0- 0		AWAY		0- 4		0- 0		6- 3								
1- 3		0- 2		0- 0		NEUTRAL		0- 1		0- 0		1- 0								
6- 9		0- 2		0- 0		NON-CONFERENCE		0- 3		0- 1		6- 3								
5- 2		0- 0		0- 0		HOME		0- 0		0- 1		5- 1								
0- 4		0- 0		0- 0		AWAY		0- 2		0- 0		0- 2								
1- 3		0- 2		0- 0		NEUTRAL		0- 1		0- 0		1- 0								
10- 6		0- 0		0- 1		CONFERENCE		0- 4		0- 0		10- 1								
4- 3		0- 0		0- 1		HOME		0- 2		0- 0		4- 0								
6- 3		0- 0		0- 0		AWAY		0- 2		0- 0		6- 1								
0- 0		0- 0		0- 0		NEUTRAL		0- 0		0- 0		0- 0								
RPI	S	Opponent		Score		RPI	S	Opponent		Score		RPI	S	Opponent		Score				
24	N	UNLV		1	3	42	H	Coastal Caro.		0	3	53	A	Arkansas St.		1	3			
24	N	UNLV		1	3							53	H	Arkansas St.		0	3			
												70	A	A&M-Corpus Christi		1	3			
												76	N	North Carolina St.		1	3			
												83	A	Texas St.		1	3			
												83	H	Texas St.		1	3			
												89	A	Ole Miss		1	3			
														106 H Sacramento St.		1	3			
														152 H New Mexico		1	3			
														153 H Sam Houston St.		3	2			
														159 H Samford		3	2			
														179 A North Texas		2	3			
														191 A South Ala.		3	1			
														202 A Little Rock		3	2			
														202 H Little Rock		3	1			
														206 H Houston Baptist		3	2			
														222 H UTEP		3	1			
														225 A Ga. Southern		3	1			
														246 A Abilene Christian		2	3			
														250 A Georgia St.		2	3			
														273 A Troy		3	0			
														283 A La.-Monroe		3	1			
														283 H La.-Monroe		3	0			
														284 A UL Lafayette		3	0			
														284 H UL Lafayette		3	0			
														286 N McNeese		3	1			
														298 H Appalachian St.		3	0			
														319 H Ark.-Pine Bluff		3	0			
LAST 10 GAMES																				
283 A La.-Monroe					3	1	283 H La.-Monroe					3	0							
284 A UL Lafayette					3	0	83 A Texas St.					1	3							
202 A Little Rock					3	2	250 A Georgia St.					2	3							
53 A Arkansas St.					1	3	225 A Ga. Southern					3	1							
284 H UL Lafayette					3	0	83 H Texas St.					1	3							

Non-Div. I Games:

UT Arlington

Average RPI Win: 229		WON-LOST RECORD		WINNING PCT. RANK		LAST 10 GAMES		STRENGTH OF SCHEDULE		OPP. STRENGTH OF SCHEDULE		TEAM RPI		ADJ RPI		CONF. RPI		ADJ CONF. RPI			
DIV. I ONLY		13- 14		.48148 184		1- 9		155		105		168		.50526 169		4		4			
DIV. I NON-CONF.		12- 1		.92308 6		0- 0		272		283		94		.55448 94		4		4			
TOTALS		RPI 1-25		RPI 26-50		W-L RECORDS		RPI 51-100		RPI 101-150		RPI 150+									
13- 14		0- 5		0- 1		OVERALL		1- 2		1- 5		11- 1									
8- 5		0- 2		0- 0		HOME		1- 1		0- 2		7- 0									
2- 9		0- 3		0- 1		AWAY		0- 1		0- 3		2- 1									
3- 0		0- 0		0- 0		NEUTRAL		0- 0		1- 0		2- 0									
12- 1		0- 0		0- 1		NON-CONFERENCE		0- 0		1- 0		11- 0									
7- 0		0- 0		0- 0		HOME		0- 0		0- 0		7- 0									
2- 1		0- 0		0- 1		AWAY		0- 0		0- 0		2- 0									
3- 0		0- 0		0- 0		NEUTRAL		0- 0		1- 0		2- 0									
1- 13		0- 5		0- 0		CONFERENCE		1- 2		0- 5		0- 1									
1- 5		0- 2		0- 0		HOME		1- 1		0- 2		0- 0									
0- 8		0- 3		0- 0		AWAY		0- 1		0- 3		0- 1									
0- 0		0- 0		0- 0		NEUTRAL		0- 0		0- 0		0- 0									
RPI	S	Opponent		Score		RPI	S	Opponent		Score		RPI	S	Opponent		Score					
5	A	Florida		0 3		49	A	Georgia Tech		0 3		62	H	Alabama		1 3		107	A	Tennessee	0 3
5	H	Florida		0 3								68	A	South Carolina		0 3		109	N	Kennesaw St.	3 0
18	A	Kentucky		0 3								68	H	South Carolina		3 1		117	A	LSU	2 3
23	A	Texas A&M		0 3														117	H	LSU	0 3
23	H	Texas A&M		2 3														121	A	Auburn	0 3
																		121	H	Auburn	1 3
																		181	A	Arkansas	2 3
																		191	H	South Ala.	3 1
																		200	A	Harvard	3 0
																		216	H	Florida A&M	3 1
																		230	A	Boston College	3 2
																		250	N	Georgia St.	3 0
																		257	H	UNC Asheville	3 1
																		270	H	San Francisco	3 1
																		279	N	Siena	3 0
																		286	H	McNeese	3 1
																		288	H	Bethune-Cookman	3 0
																		330	H	Savannah St.	3 0
LAST 10 GAMES																					
		23 A Texas A&M		0 3				5 A Florida		0 3											
		117 A LSU		2 3				23 H Texas A&M		2 3											
		68 A South Carolina		0 3				121 A Auburn		0 3											
		5 H Florida		0 3				117 H LSU		0 3											
		181 A Arkansas		2 3				68 H South Carolina		3 1											

Non-Div. I Games:

Georgia

Average RPI Win:		210	WON-LOST		WINNING		LAST 10		STRENGTH OF		OPP. STRENGTH		TEAM	ADJ		CONF.	ADJ CONF.							
Average RPI Loss:		70	RECORD		PCT. RANK		GAMES		SCHEDULE		OF SCHEDULE		RPI	RPI		RPI	RPI							
DIV. I ONLY			10- 17		.37037		236		2- 8		75		89		171		.50389		170		9		8	
DIV. I NON-CONF.			5- 6		.45455		198		0- 0		87		115		131		.52553		131		6		6	
TOTALS		RPI 1-25		RPI 26-50				W-L RECORDS				RPI 51-100				RPI 101-150				RPI 150+				
10- 17		0- 2		0- 4				OVERALL				1- 8				1- 3				8- 0				
7- 8		0- 1		0- 2				HOME				0- 3				1- 2				6- 0				
2- 5		0- 0		0- 2				AWAY				0- 3				0- 0				2- 0				
1- 4		0- 1		0- 0				NEUTRAL				1- 2				0- 1				0- 0				
5- 6		0- 1		0- 0				NON-CONFERENCE				1- 3				1- 2				3- 0				
4- 1		0- 0		0- 0				HOME				0- 0				1- 1				3- 0				
0- 1		0- 0		0- 0				AWAY				0- 1				0- 0				0- 0				
1- 4		0- 1		0- 0				NEUTRAL				1- 2				0- 1				0- 0				
5- 11		0- 1		0- 4				CONFERENCE				0- 5				0- 1				5- 0				
3- 7		0- 1		0- 2				HOME				0- 3				0- 1				3- 0				
2- 4		0- 0		0- 2				AWAY				0- 2				0- 0				2- 0				
0- 0		0- 0		0- 0				NEUTRAL				0- 0				0- 0				0- 0				
RPI	S	Opponent		Score		RPI	S	Opponent		Score		RPI	S	Opponent		Score		RPI	S	Opponent		Score		
8	H	North Carolina		1	3	27	A	Florida St.		2	3	52	N	Temple		3	2	122	H	Radford		3	1	
23	N	Texas A&M		0	3	32	H	Pittsburgh		1	3	54	H	Notre Dame		0	3	136	H	Ohio		2	3	
						49	A	Georgia Tech		0	3	59	A	Duke		1	3	147	N	Northwestern		0	3	
						49	H	Georgia Tech		1	3	59	H	Duke		0	3	149	H	Louisville		1	3	
												62	N	Alabama		2	3	193	H	UMBC		3	0	
												65	A	Lipscomb		0	3	221	A	Clemson		3	1	
												76	H	North Carolina St.		0	3	221	H	Clemson		3	0	
												89	N	Ole Miss		2	3	234	H	Virginia		3	0	
												99	A	Miami (FL)		0	3	239	A	Wake Forest		3	0	
																		239	H	Wake Forest		3	0	
																		279	H	Siena		3	0	
																		298	H	Appalachian St.		3	2	
LAST 10 GAMES																								
						239	H	Wake Forest		3	0	8	H	North Carolina		1	3							
						59	H	Duke		0	3	54	H	Notre Dame		0	3							
						221	A	Clemson		3	1	149	H	Louisville		1	3							
						49	A	Georgia Tech		0	3	99	A	Miami (FL)		0	3							
						76	H	North Carolina St.		0	3	27	A	Florida St.		2	3							

Non-Div. I Games:

Virginia Tech

Average RPI Win:	255	WON-LOST RECORD	WINNING PCT. RANK	LAST 10 GAMES	STRENGTH OF SCHEDULE	OPP. STRENGTH OF SCHEDULE	TEAM RPI	ADJ RPI	CONF. RPI	ADJ CONF. RPI	
Average RPI Loss:	143										
DIV. I ONLY		16- 12	.57143 131	7- 3	188	251	172	.50339 171	24	24	
DIV. I NON-CONF.		5- 7	.41667 212	0- 0	204	172	219	.4646 219	27	27	
<hr/>											
TOTALS	RPI 1-25	RPI 26-50		W-L RECORDS	RPI 51-100		RPI 101-150		RPI 150+		
16- 12	0- 1	0- 1		OVERALL	0- 1		1- 4		15- 5		
8- 3	0- 0	0- 0		HOME	0- 1		1- 1		7- 1		
5- 6	0- 0	0- 0		AWAY	0- 0		0- 3		5- 3		
3- 3	0- 1	0- 1		NEUTRAL	0- 0		0- 0		3- 1		
<hr/>											
5- 7	0- 1	0- 1		NON-CONFERENCE	0- 1		0- 1		5- 3		
2- 1	0- 0	0- 0		HOME	0- 1		0- 0		2- 0		
0- 3	0- 0	0- 0		AWAY	0- 0		0- 1		0- 2		
3- 3	0- 1	0- 1		NEUTRAL	0- 0		0- 0		3- 1		
<hr/>											
11- 5	0- 0	0- 0		CONFERENCE	0- 0		1- 3		10- 2		
6- 2	0- 0	0- 0		HOME	0- 0		1- 1		5- 1		
5- 3	0- 0	0- 0		AWAY	0- 0		0- 2		5- 1		
0- 0	0- 0	0- 0		NEUTRAL	0- 0		0- 0		0- 0		
<hr/>											
RPI S	Opponent	Score	RPI S	Opponent	Score	RPI S	Opponent	Score	RPI S	Opponent	Score
14 N	Missouri	0 3	32 N	Pittsburgh	0 3	100 H	ETSU	0 3	109 A	Kennesaw St.	1 3
									122 A	Radford	2 3
									122 H	Radford	1 3
									130 A	High Point	1 3
									130 H	High Point	3 0
									160 A	VCU	1 3
									180 A	Campbell	0 3
									180 H	Campbell	3 0
									212 N	Furman	3 1
									231 H	USC Upstate	3 0
									231 N	USC Upstate	2 3
									235 A	Davidson	1 3
									237 A	Winthrop	3 1
									237 H	Winthrop	3 2
									257 A	UNC Asheville	3 2
									257 H	UNC Asheville	3 0
									276 N	Middle Tenn.	3 0
									280 A	Charleston So.	3 2
									280 H	Charleston So.	2 3
									282 A	Gardner-Webb	3 2
									282 H	Gardner-Webb	3 0
									300 A	Presbyterian	3 2
									300 H	Presbyterian	3 0
									307 N	Morgan St.	3 0
									311 H	Hampton	3 0
			280 H Charleston So.			2 3	122 H Radford			1 3	
			130 H High Point			3 0	282 A Gardner-Webb			3 2	
			300 H Presbyterian			3 0	237 A Winthrop			3 1	
			180 A Campbell			0 3	280 A Charleston So.			3 2	
			257 H UNC Asheville			3 0	300 A Presbyterian			3 2	

Non-Div. I Games:

Liberty

Average RPI Win: 229		WON-LOST RECORD		WINNING PCT. RANK		LAST 10 GAMES		STRENGTH OF SCHEDULE		OPP. STRENGTH OF SCHEDULE		TEAM RPI		ADJ RPI		CONF. RPI		ADJ CONF. RPI	
Average RPI Loss: 106																			
DIV. I ONLY		15- 12		.55556 139		6- 4		207		158		173		.50192 172		20		19	
DIV. I NON-CONF.		7- 6		.53846 157		0- 0		165		154		152		.51017 150		14		14	
TOTALS		RPI 1-25		RPI 26-50		W-L RECORDS		RPI 51-100		RPI 101-150		RPI 150+							
15- 12		0- 1		0- 1		OVERALL		0- 5		2- 2		13- 3							
8- 2		0- 0		0- 1		HOME		0- 1		2- 0		6- 0							
3- 8		0- 0		0- 0		AWAY		0- 3		0- 2		3- 3							
4- 2		0- 1		0- 0		NEUTRAL		0- 1		0- 0		4- 0							
7- 6		0- 1		0- 1		NON-CONFERENCE		0- 3		0- 0		7- 1							
2- 1		0- 0		0- 1		HOME		0- 0		0- 0		2- 0							
1- 3		0- 0		0- 0		AWAY		0- 2		0- 0		1- 1							
4- 2		0- 1		0- 0		NEUTRAL		0- 1		0- 0		4- 0							
8- 6		0- 0		0- 0		CONFERENCE		0- 2		2- 2		6- 2							
6- 1		0- 0		0- 0		HOME		0- 1		2- 0		4- 0							
2- 5		0- 0		0- 0		AWAY		0- 1		0- 2		2- 2							
0- 0		0- 0		0- 0		NEUTRAL		0- 0		0- 0		0- 0							
RPI S	Opponent	Score		RPI S	Opponent	Score		RPI S	Opponent	Score		RPI S	Opponent	Score					
19 N	Kansas St.	1	3	45 H	UNI	1	3	73 A	New Mexico St.	2	3	125 A	Utah Valley	2	3				
								73 H	New Mexico St.	0	3	125 H	Utah Valley	3	1				
								87 A	Oklahoma	0	3	150 A	UTRGV	0	3				
								91 A	South Dakota	0	3	150 H	UTRGV	3	1				
								98 N	Southern Miss.	0	3	156 A	CSU Bakersfield	0	3				
												156 H	CSU Bakersfield	3	1				
												174 A	Seattle U	0	3				
												174 H	Seattle U	3	1				
												181 A	Arkansas	1	3				
												196 N	Drake	3	2				
												201 H	Cornell	3	0				
												222 N	UTEP	3	0				
												226 N	Oral Roberts	3	0				
												246 N	Abilene Christian	3	0				
												260 H	Bradley	3	0				
												268 A	Omaha	3	0				
												292 A	Grand Canyon	3	0				
												292 H	Grand Canyon	3	2				
												312 A	Chicago St.	3	0				
												312 H	Chicago St.	3	0				
LAST 10 GAMES																			
				73 H	New Mexico St.	0	3	125 H	Utah Valley	3	1								
				150 H	UTRGV	3	1	312 H	Chicago St.	3	0								
				156 A	CSU Bakersfield	0	3	150 A	UTRGV	0	3								
				292 A	Grand Canyon	3	0	73 A	New Mexico St.	2	3								
				174 H	Seattle U	3	1	292 H	Grand Canyon	3	2								

Non-Div. I Games:

UMKC

Average RPI Win: 246		WON-LOST	WINNING	LAST 10	STRENGTH OF		OPP. STRENGTH	TEAM	ADJ	CONF.	ADJ CONF.
Average RPI Loss: 143		RECORD	PCT. RANK	GAMES	SCHEDULE		OF SCHEDULE	RPI	RPI	RPI	RPI
DIV. I ONLY		16- 11	.59259	116	6- 4		208	245	170	.50187	173
DIV. I NON-CONF.		6- 5	.54545	152	0- 1		148	105	134	.52259	135
TOTALS		RPI 1-25	RPI 26-50		W-L RECORDS		RPI 51-100		RPI 101-150		RPI 150+
16- 11	0- 2	0- 1		OVERALL		0- 1		1- 3		15- 4	
8- 3	0- 0	0- 0		HOME		0- 0		1- 2		7- 1	
6- 6	0- 2	0- 0		AWAY		0- 1		0- 0		6- 3	
2- 2	0- 0	0- 1		NEUTRAL		0- 0		0- 1		2- 0	
6- 5	0- 2	0- 1		NON-CONFERENCE		0- 1		0- 1		6- 0	
3- 0	0- 0	0- 0		HOME		0- 0		0- 0		3- 0	
1- 3	0- 2	0- 0		AWAY		0- 1		0- 0		1- 0	
2- 2	0- 0	0- 1		NEUTRAL		0- 0		0- 1		2- 0	
10- 6	0- 0	0- 0		CONFERENCE		0- 0		1- 2		9- 4	
5- 3	0- 0	0- 0		HOME		0- 0		1- 2		4- 1	
5- 3	0- 0	0- 0		AWAY		0- 0		0- 0		5- 3	
0- 0	0- 0	0- 0		NEUTRAL		0- 0		0- 0		0- 0	
RPI S	Opponent	Score		RPI S	Opponent	Score		RPI S	Opponent	Score	
16 A	Western Ky.	0	3	50 N	Illinois	0	3	65 A	Lipscomb	1	3
20 A	Oregon	0	3					111 H	SIUE	0	3
								118 H	Murray St.	2	3
								140 H	Austin Peay	3	2
								145 N	St. Mary's (CA)	0	3
								187 A	Memphis	3	1
								195 H	Mercer	3	2
								197 A	Tennessee St.	2	3
								197 H	Tennessee St.	3	0
								219 N	Central Ark.	3	2
								226 H	William & Mary	3	0
								249 A	Eastern Ky.	3	2
								249 H	Eastern Ky.	3	2
								250 H	Georgia St.	3	0
								263 A	UT Martin	3	1
								267 A	Morehead St.	1	3
								267 H	Morehead St.	3	0
								291 A	Tennessee Tech	3	0
								291 H	Tennessee Tech	3	1
								293 A	Jacksonville St.	3	2
								293 H	Jacksonville St.	1	3
								294 A	Southeast Mo. St.	2	3
								310 A	Eastern Ill.	3	1
								312 N	Chicago St.	3	0
				LAST 10 GAMES							
				267 H	Morehead St.	3	0	197 A	Tennessee St.	2	3
				249 H	Eastern Ky.	3	2	118 H	Murray St.	2	3
				291 A	Tennessee Tech	3	0	140 H	Austin Peay	3	2
				293 A	Jacksonville St.	3	2	65 A	Lipscomb	1	3
				111 H	SIUE	0	3	263 A	UT Martin	3	1

Non-Div. I Games:

Belmont

Non-Div. I Games:

Seattle U

Non-Div. I Games:

Duquesne

Average RPI Win:	235	WON-LOST RECORD	WINNING PCT. RANK	LAST 10 GAMES	STRENGTH OF SCHEDULE	OPP. STRENGTH OF SCHEDULE	TEAM RPI	ADJ RPI	CONF. RPI	ADJ CONF. RPI	
DIV. I ONLY	15- 13	.53571	155	7- 3	203	160	177	.49807	176	14	14
DIV. I NON-CONF.	5- 9	.35714	236	0- 0	196	156	232	.45246	231	16	16
<hr/>											
TOTALS	RPI 1-25	RPI 26-50		W-L RECORDS	RPI 51-100		RPI 101-150		RPI 150+		
15- 13	0- 1	0- 0		OVERALL	2- 6		0- 3		13- 3		
9- 6	0- 0	0- 0		HOME	2- 3		0- 2		7- 1		
3- 5	0- 1	0- 0		AWAY	0- 3		0- 0		3- 1		
3- 2	0- 0	0- 0		NEUTRAL	0- 0		0- 1		3- 1		
<hr/>											
5- 9	0- 0	0- 0		NON-CONFERENCE	0- 4		0- 3		5- 2		
2- 6	0- 0	0- 0		HOME	0- 3		0- 2		2- 1		
0- 1	0- 0	0- 0		AWAY	0- 1		0- 0		0- 0		
3- 2	0- 0	0- 0		NEUTRAL	0- 0		0- 1		3- 1		
<hr/>											
10- 4	0- 1	0- 0		CONFERENCE	2- 2		0- 0		8- 1		
7- 0	0- 0	0- 0		HOME	2- 0		0- 0		5- 0		
3- 4	0- 1	0- 0		AWAY	0- 2		0- 0		3- 1		
0- 0	0- 0	0- 0		NEUTRAL	0- 0		0- 0		0- 0		
<hr/>											
RPI S	Opponent	Score	RPI S	Opponent	Score	RPI S	Opponent	Score	RPI S	Opponent	Score
16 A	Western Ky.	1 3				51 A	UCF	1 3	117 N	LSU	1 3
						64 H	FGCU	2 3	148 H	North Florida	2 3
						69 A	UTSA	0 3	150 H	UTRGV	2 3
						77 H	Rice	3 2	174 N	Seattle U	2 3
						88 H	Northeastern	1 3	179 A	North Texas	3 2
						93 H	Tulane	2 3	196 H	Drake	0 3
						96 A	Marshall	1 3	222 A	UTEP	1 3
						98 H	Southern Miss.	3 1	233 A	FIU	3 0
									233 H	FIU	3 0
									243 N	Georgetown	3 1
									246 H	Abilene Christian	3 1
									252 H	Louisiana Tech	3 0
									266 N	Western Caro.	3 1
									276 H	Middle Tenn.	3 0
									277 H	UAB	3 0
									281 A	Charlotte	3 0
									281 H	Charlotte	3 0
									288 H	Bethune-Cookman	3 0
									295 N	Stetson	3 0
<hr/>											
LAST 10 GAMES											
						281 H	Charlotte	3 0	233 H	FIU	3 0
						277 H	UAB	3 0	98 H	Southern Miss.	3 1
						222 A	UTEP	1 3	252 H	Louisiana Tech	3 0
						69 A	UTSA	0 3	179 A	North Texas	3 2
						96 A	Marshall	1 3	276 H	Middle Tenn.	3 0

Non-Div. I Games:

Fla. Atlantic

colgate

Colgate

Average RPI Win:		181	WON-LOST RECORD		WINNING PCT. RANK		LAST 10 GAMES		STRENGTH OF SCHEDULE		OPP. STRENGTH OF SCHEDULE		TEAM RPI		ADJ RPI		CONF. RPI		ADJ CONF. RPI	
DIV. I ONLY			10- 17		.37037 236		4- 6		106		80		183		.49686 178		13		12	
DIV. I NON-CONF.			5- 9		.35714 236		0- 0		71		35		141		.51956 141		10		9	
TOTALS		RPI 1-25		RPI 26-50		W-L RECORDS		RPI 51-100		RPI 101-150		RPI 150+								
10- 17		0- 2		1- 4		OVERALL		3- 4		0- 5		6- 2								
3- 6		0- 0		0- 1		HOME		1- 2		0- 1		2- 2								
6- 5		0- 1		1- 1		AWAY		2- 1		0- 2		3- 0								
1- 6		0- 1		0- 2		NEUTRAL		0- 1		0- 2		1- 0								
5- 9		0- 2		1- 2		NON-CONFERENCE		2- 1		0- 3		2- 1								
1- 1		0- 0		0- 0		HOME		1- 0		0- 0		0- 1								
3- 2		0- 1		1- 0		AWAY		1- 0		0- 1		1- 0								
1- 6		0- 1		0- 2		NEUTRAL		0- 1		0- 2		1- 0								
5- 8		0- 0		0- 2		CONFERENCE		1- 3		0- 2		4- 1								
2- 5		0- 0		0- 1		HOME		0- 2		0- 1		2- 1								
3- 3		0- 0		0- 1		AWAY		1- 1		0- 1		2- 0								
0- 0		0- 0		0- 0		NEUTRAL		0- 0		0- 0		0- 0								
RPI S	Opponent		Score		RPI S	Opponent		Score		RPI S	Opponent		Score		RPI S	Opponent		Score		
8 A	San Diego		1	3	35 N	Marquette		2	3	56 A	Cal Poly		0	3	108 N	Northern Ariz.		2	3	
12 N	UCLA		0	3	36 A	Hawaii		1	3	56 H	Cal Poly		1	3	129 N	Santa Clara		0	3	
					36 H	Hawaii		0	3	61 A	Long Beach St.		3	2	134 A	Fresno St.		1	3	
					40 A	Southern California		3	0	74 N	Colorado		0	3	144 A	CSUN		2	3	
					41 N	Washington St.		1	3	86 H	UC Santa Barbara		0	3	144 H	CSUN		2	3	
										88 H	Northeastern		3	1	151 H	UC Davis		1	3	
										92 A	San Diego St.		3	2	155 H	California		1	3	
															156 A	CSU Bakersfield		3	1	
															265 A	UC Riverside		3	1	
															265 H	UC Riverside		3	0	
															270 N	San Francisco		3	0	
															287 A	Cal St. Fullerton		3	0	
															287 H	Cal St. Fullerton		3	0	
LAST 10 GAMES				LAST 10 GAMES				LAST 10 GAMES				LAST 10 GAMES								
					36 H	Hawaii		0	3			265 H	UC Riverside		3	0				
					86 H	UC Santa Barbara		0	3			287 H	Cal St. Fullerton		3	0				
					56 H	Cal Poly		1	3			36 A	Hawaii		1	3				
					144 A	CSUN		2	3			265 A	UC Riverside		3	1				
					61 A	Long Beach St.		3	2			56 A	Cal Poly		0	3				

Non-Div. I Games:

UC Irvine

Average RPI Win:		231	WON-LOST RECORD		WINNING PCT. RANK		LAST 10 GAMES		STRENGTH OF SCHEDULE		OPP. STRENGTH OF SCHEDULE		TEAM RPI		ADJ RPI		CONF. RPI		ADJ CONF. RPI	
Average RPI Loss:		104	13- 16		.44828 198		5- 5		131		143		178		.49663 179		14		14	
DIV. I ONLY			6- 9		.4 223		0- 0		146		102		187		.48536 188		16		16	
DIV. I NON-CONF.																				
TOTALS		RPI 1-25		RPI 26-50		W-L RECORDS		RPI 51-100		RPI 101-150		RPI 150+								
13- 16		0- 2		0- 2		OVERALL		1- 6		0- 2		12- 4								
8- 7		0- 1		0- 1		HOME		1- 3		0- 1		7- 1								
3- 7		0- 1		0- 1		AWAY		0- 3		0- 1		3- 1								
2- 2		0- 0		0- 0		NEUTRAL		0- 0		0- 0		2- 2								
6- 9		0- 1		0- 2		NON-CONFERENCE		1- 1		0- 2		5- 3								
4- 4		0- 1		0- 1		HOME		1- 1		0- 1		3- 0								
0- 3		0- 0		0- 1		AWAY		0- 0		0- 1		0- 1								
2- 2		0- 0		0- 0		NEUTRAL		0- 0		0- 0		2- 2								
7- 7		0- 1		0- 0		CONFERENCE		0- 5		0- 0		7- 1								
4- 3		0- 0		0- 0		HOME		0- 2		0- 0		4- 1								
3- 4		0- 1		0- 0		AWAY		0- 3		0- 0		3- 0								
0- 0		0- 0		0- 0		NEUTRAL		0- 0		0- 0		0- 0								
RPI	S	Opponent		Score		RPI	S	Opponent		Score		RPI	S	Opponent		Score				
16	A	Western Ky.		0	3	29	H	Ohio St.		0	3	69	A	UTSA		2	3			
23	H	Texas A&M		1	3	38	A	Baylor		1	3	77	A	Rice		1	3			
												83	H	Texas St.		1	3			
												85	H	Nevada		3	2			
												96	H	Marshall		2	3			
												98	A	Southern Miss.		1	3			
												98	H	Southern Miss.		1	3			

Non-Div. I Games:

North Texas

Average RPI Win:		251	WON-LOST RECORD		WINNING PCT. RANK		LAST 10 GAMES		STRENGTH OF SCHEDULE		OPP. STRENGTH OF SCHEDULE		TEAM RPI		ADJ RPI		CONF. RPI		ADJ CONF. RPI	
Average RPI Loss:		140																		
DIV. I ONLY			15- 15		.5 173		7- 3		147		272		179		.49641 180		24		24	
DIV. I NON-CONF.			5- 9		.35714 236		0- 0		127		233		212		.47089 212		27		27	
TOTALS		RPI 1-25		RPI 26-50		W-L RECORDS		RPI 51-100		RPI 101-150		RPI 150+								
15- 15		0- 0		0- 1		OVERALL		0- 3		1- 5		14- 6								
7- 5		0- 0		0- 0		HOME		0- 0		0- 2		7- 3								
6- 6		0- 0		0- 0		AWAY		0- 2		1- 2		5- 2								
2- 4		0- 0		0- 1		NEUTRAL		0- 1		0- 1		2- 1								
5- 9		0- 0		0- 1		NON-CONFERENCE		0- 3		0- 2		5- 3								
2- 2		0- 0		0- 0		HOME		0- 0		0- 0		2- 2								
1- 3		0- 0		0- 0		AWAY		0- 2		0- 1		1- 0								
2- 4		0- 0		0- 1		NEUTRAL		0- 1		0- 1		2- 1								
10- 6		0- 0		0- 0		CONFERENCE		0- 0		1- 3		9- 3								
5- 3		0- 0		0- 0		HOME		0- 0		0- 2		5- 1								
5- 3		0- 0		0- 0		AWAY		0- 0		1- 1		4- 2								
0- 0		0- 0		0- 0		NEUTRAL		0- 0		0- 0		0- 0								
RPI	S	Opponent		Score		RPI	S	Opponent		Score		RPI	S	Opponent		Score				
48	N	Indiana		2	3	59	A	Duke		0	3	101	A	UNCW		0	3			
						76	A	North Carolina St.		1	3	120	N	South Fla.		0	3			
						78	N	Princeton		1	3	122	A	Radford		1	3			
												122	H	Radford		1	3			
												130	A	High Point		3	2			
												130	H	High Point		2	3			
												164	N	Columbia		3	0			
												171	A	Liberty		0	3			
												171	H	Liberty		3	0			
												184	H	East Carolina		2	3			
												186	H	Navy		1	3			
												189	N	Elon		2	3			
												195	N	Mercer		3	1			
												237	A	Winthrop		3	0			
												237	H	Winthrop		2	3			
												257	A	UNC Asheville		3	1			
												257	H	UNC Asheville		3	0			
												270	A	San Francisco		3	2			
												280	A	Charleston So.		2	3			
												280	H	Charleston So.		3	2			
												282	A	Gardner-Webb		3	0			
												282	H	Gardner-Webb		3	1			
												300	A	Presbyterian		3	0			
												300	H	Presbyterian		3	0			
												313	H	N.C. A&T		3	0			
												333	H	South Carolina St.		3	0			

Non-Div. I Games:

Campbell

Non-Div. I Games:

Arkansas

Average RPI Win:		216	WON-LOST RECORD		WINNING PCT. RANK		LAST 10 GAMES		STRENGTH OF SCHEDULE		OPP. STRENGTH OF SCHEDULE		TEAM RPI		ADJ RPI		CONF. RPI		ADJ CONF. RPI				
Average RPI Loss:		93																					
DIV. I ONLY			12- 16		.42857 208		4- 6		135		115		184		.49536 182		7		7				
DIV. I NON-CONF.			7- 5		.58333 129		0- 0		301		201		223		.45914 223		7		7				
TOTALS		RPI 1-25		RPI 26-50		W-L RECORDS		RPI 51-100		RPI 101-150		RPI 150+											
12- 16		0- 2		1- 3		OVERALL		1- 7		0- 1		10- 3											
7- 4		0- 1		1- 1		HOME		1- 2		0- 0		5- 0											
2- 9		0- 1		0- 2		AWAY		0- 3		0- 1		2- 2											
3- 3		0- 0		0- 0		NEUTRAL		0- 2		0- 0		3- 1											
7- 5		0- 0		0- 0		NON-CONFERENCE		0- 2		0- 1		7- 2											
3- 0		0- 0		0- 0		HOME		0- 0		0- 0		3- 0											
1- 2		0- 0		0- 0		AWAY		0- 0		0- 1		1- 1											
3- 3		0- 0		0- 0		NEUTRAL		0- 2		0- 0		3- 1											
5- 11		0- 2		1- 3		CONFERENCE		1- 5		0- 0		3- 1											
4- 4		0- 1		1- 1		HOME		1- 2		0- 0		2- 0											
1- 7		0- 1		0- 2		AWAY		0- 3		0- 0		1- 1											
0- 0		0- 0		0- 0		NEUTRAL		0- 0		0- 0		0- 0											
RPI	S	Opponent		Score		RPI	S	Opponent		Score		RPI	S	Opponent		Score							
24	A	UNLV		0 3		33	A	Boise St.		0 3		61	N	Long Beach St.		2 3		125	A	Utah Valley		1 3	
24	H	UNLV		2 3		33	H	Boise St.		0 3		71	A	Wyoming		0 3		152	A	New Mexico		0 3	
						43	A	Colorado St.		0 3		71	H	Wyoming		0 3		152	H	New Mexico		3 2	
						43	H	Colorado St.		3 2		85	A	Nevada		0 3		179	N	North Texas		3 1	
												85	H	Nevada		0 3		206	A	Houston Baptist		1 3	
												86	N	UC Santa Barbara		0 3		236	A	Houston		3 2	
												92	A	San Diego St.		0 3		238	H	Providence		3 0	
												92	H	San Diego St.		3 1		255	A	Air Force		3 2	
																		255	H	Air Force		3 0	
																		278	H	UMass Lowell		3 0	
																		283	N	La.-Monroe		3 0	
																		287	N	Cal St. Fullerton		3 2	
																		290	N	Southern Utah		2 3	
																		299	H	Manhattan		3 0	
						LAST 10 GAMES																	
						33	A	Boise St.		0 3		24	A	UNLV		0 3							
						255	A	Air Force		3 2		71	H	Wyoming		0 3							
						85	H	Nevada		0 3		43	H	Colorado St.		3 2							
						92	H	San Diego St.		3 1		255	H	Air Force		3 0							
						152	A	New Mexico		0 3		33	H	Boise St.		0 3							

Non-Div. I Games:

San Jose St.

Average RPI Win:	213	WON-LOST RECORD	WINNING PCT. RANK	LAST 10 GAMES	STRENGTH OF SCHEDULE	OPP. STRENGTH OF SCHEDULE	TEAM RPI	ADJ RPI	CONF. RPI	ADJ CONF. RPI	
DIV. I ONLY		15- 18	.45455 197	6- 4	153	150	186	.49412 183	12	13	
DIV. I NON-CONF.		9- 8	.52941 166	2- 0	199	199	178	.49098 178	13	13	
<hr/>											
TOTALS	RPI 1-25	RPI 26-50		W-L RECORDS	RPI 51-100		RPI 101-150		RPI 150+		
15- 18	0- 0	0- 3		OVERALL	0- 4		4- 5		11- 6		
5- 7	0- 0	0- 1		HOME	0- 1		1- 2		4- 3		
8- 7	0- 0	0- 1		AWAY	0- 1		2- 3		6- 2		
2- 4	0- 0	0- 1		NEUTRAL	0- 2		1- 0		1- 1		
<hr/>											
9- 8	0- 0	0- 1		NON-CONFERENCE	0- 2		2- 1		7- 4		
2- 2	0- 0	0- 0		HOME	0- 0		0- 0		2- 2		
5- 2	0- 0	0- 0		AWAY	0- 0		1- 1		4- 1		
2- 4	0- 0	0- 1		NEUTRAL	0- 2		1- 0		1- 1		
<hr/>											
6- 10	0- 0	0- 2		CONFERENCE	0- 2		2- 4		4- 2		
3- 5	0- 0	0- 1		HOME	0- 1		1- 2		2- 1		
3- 5	0- 0	0- 1		AWAY	0- 1		1- 2		2- 1		
0- 0	0- 0	0- 0		NEUTRAL	0- 0		0- 0		0- 0		
<hr/>											
RPI S	Opponent	Score	RPI S	Opponent	Score	RPI S	Opponent	Score	RPI S	Opponent	Score
			29 N	Ohio St.	0 3	55 N	Hofstra	2 3	102 A	Northern Ky.	0 3
			44 A	Cleveland St.	0 3	73 N	New Mexico St.	0 3	102 H	Northern Ky.	0 3
			44 H	Cleveland St.	1 3	79 A	Green Bay	1 3	116 A	Bowling Green	0 3
						79 H	Green Bay	2 3	123 A	Oakland	3 0
									123 H	Oakland	3 1
									137 A	Army West Point	3 2
									138 A	Milwaukee	0 3
									138 H	Milwaukee	1 3
									140 N	Austin Peay	3 1
									154 N	UNCG	1 3
									156 N	CSU Bakersfield	3 1
									175 H	Duquesne	1 3
									188 A	Ill.-Chicago	3 2
									188 H	Ill.-Chicago	3 0
									199 A	Wright St.	2 3
									199 H	Wright St.	3 2
									203 A	Ball St.	1 3
									210 H	Central Mich.	1 3
									213 A	Youngstown St.	3 1
									213 H	Youngstown St.	2 3
									228 A	Fort Wayne	3 1
									273 A	Troy	3 1
									294 H	Southeast Mo. St.	3 0
									296 H	South Dakota St.	3 0
									312 A	Chicago St.	3 0
									318 A	Western Ill.	3 0
<hr/>											
			LAST 10 GAMES								
			138 A	Milwaukee	0 3	44 A	Cleveland St.	0 3	294 H	Southeast Mo. St.	3 0
			123 H	Oakland	3 1	228 A	Fort Wayne	3 1	296 H	South Dakota St.	3 0
			79 H	Green Bay	2 3	102 H	Northern Ky.	0 3	312 A	Chicago St.	3 0
			188 H	Ill.-Chicago	3 0	199 H	Wright St.	3 2	318 A	Western Ill.	3 0
			213 A	Youngstown St.	3 1	312 A	Chicago St.	3 0			

Non-Div. I Games:

Valparaiso

Average RPI Win:	250	WON-LOST RECORD	WINNING PCT. RANK	LAST 10 GAMES	STRENGTH OF SCHEDULE	OPP. STRENGTH OF SCHEDULE	TEAM RPI	ADJ RPI	CONF. RPI	ADJ CONF. RPI	
Average RPI Loss:	66	14- 12	.53846 151	3- 7	205	186	180	.4938 184	6	6	
DIV. I ONLY		10- 0	1 1	0- 0	333	334	189	.48117 193	9	10	
DIV. I NON-CONF.											
<hr/>											
TOTALS	RPI 1-25	RPI 26-50		W-L RECORDS	RPI 51-100		RPI 101-150		RPI 150+		
14- 12	0- 0	0- 3		OVERALL	2- 7		0- 2		12- 0		
2- 6	0- 0	0- 2		HOME	1- 3		0- 1		1- 0		
7- 6	0- 0	0- 1		AWAY	1- 4		0- 1		6- 0		
5- 0	0- 0	0- 0		NEUTRAL	0- 0		0- 0		5- 0		
10- 0	0- 0	0- 0		NON-CONFERENCE	0- 0		0- 0		10- 0		
0- 0	0- 0	0- 0		HOME	0- 0		0- 0		0- 0		
5- 0	0- 0	0- 0		AWAY	0- 0		0- 0		5- 0		
5- 0	0- 0	0- 0		NEUTRAL	0- 0		0- 0		5- 0		
4- 12	0- 0	0- 3		CONFERENCE	2- 7		0- 2		2- 0		
2- 6	0- 0	0- 2		HOME	1- 3		0- 1		1- 0		
2- 6	0- 0	0- 1		AWAY	1- 4		0- 1		1- 0		
0- 0	0- 0	0- 0		NEUTRAL	0- 0		0- 0		0- 0		
<hr/>											
RPI S	Opponent	Score	RPI S	Opponent	Score	RPI S	Opponent	Score	RPI S	Opponent	Score
			34 H Cincinnati	0	3	51 A UCF	0	3	120 A South Fla.	1	3
			39 A SMU	1	3	51 H UCF	1	3	120 H South Fla.	0	3
			39 H SMU	0	3	52 A Temple	0	3	180 A Campbell	3	2
						52 H Temple	1	3	186 N Navy	3	1
						66 A Tulsa	1	3	187 H Memphis	3	2
						66 H Tulsa	0	3	236 A Houston	3	0
						93 A Tulane	3	1	250 A Georgia St.	3	1
						97 A UConn	1	3	313 A N.C. A&T	3	0
						97 H UConn	3	2	315 N Canisius	3	0
									316 A Bucknell	3	1
									327 N Fairleigh Dickinson	3	0
									330 A Savannah St.	3	0
									333 N South Carolina St.	3	0
									333 N South Carolina St.	3	0
<hr/>											
LAST 10 GAMES											
			52 A Temple	0	3	120 A South Fla.	1	3			
			97 A UConn	1	3	97 H UConn	3	2			
			39 H SMU	0	3	52 H Temple	1	3			
			66 H Tulsa	0	3	236 A Houston	3	0			
			51 A UCF	0	3	93 A Tulane	3	1			

Non-Div. I Games:

East Carolina

Average RPI Win: 250		WON-LOST RECORD	WINNING PCT. RANK	LAST 10 GAMES	STRENGTH OF SCHEDULE	OPP. STRENGTH OF SCHEDULE	TEAM RPI	ADJ RPI	CONF. RPI	ADJ CONF. RPI	
Average RPI Loss: 99											
DIV. I ONLY		12- 19	.3871 227	5- 5	96	181	189	.49368 185	25	25	
DIV. I NON-CONF.		4- 11	.26667 276	0- 0	20	69	125	.53048 122	22	22	
<hr/>											
TOTALS		RPI 1-25	RPI 26-50		W-L RECORDS		RPI 51-100		RPI 101-150		RPI 150+
12- 19	0- 0		0- 8		OVERALL		1- 4		0- 2		11- 5
6- 6	0- 0		0- 1		HOME		0- 2		0- 1		6- 2
4- 8	0- 0		0- 3		AWAY		0- 1		0- 1		4- 3
2- 5	0- 0		0- 4		NEUTRAL		1- 1		0- 0		1- 0
<hr/>											
4- 11	0- 0		0- 8		NON-CONFERENCE		1- 2		0- 0		3- 1
1- 3	0- 0		0- 1		HOME		0- 1		0- 0		1- 1
1- 3	0- 0		0- 3		AWAY		0- 0		0- 0		1- 0
2- 5	0- 0		0- 4		NEUTRAL		1- 1		0- 0		1- 0
<hr/>											
8- 8	0- 0		0- 0		CONFERENCE		0- 2		0- 2		8- 4
5- 3	0- 0		0- 0		HOME		0- 1		0- 1		5- 1
3- 5	0- 0		0- 0		AWAY		0- 1		0- 1		3- 3
0- 0	0- 0		0- 0		NEUTRAL		0- 0		0- 0		0- 0
<hr/>											
RPI S	Opponent	Score	RPI S	Opponent	Score	RPI S	Opponent	Score	RPI S	Opponent	Score
			29 N	Ohio St.	0 3	53 N	Arkansas St.	0 3	124 A	Denver	2 3
			31 H	Dayton	0 3	57 H	Southern Ill.	1 3	124 H	Denver	1 3
			34 N	Cincinnati	0 3	79 N	Green Bay	3 2	175 H	Duquesne	1 3
			35 N	Marquette	0 3	91 A	South Dakota	0 3	203 A	Ball St.	3 1
			37 A	Wichita St.	0 3	91 H	South Dakota	0 3	204 A	North Dakota St.	0 3
			44 N	Cleveland St.	1 3				204 H	North Dakota St.	0 3
			47 A	Missouri St.	1 3				210 H	Central Mich.	3 0
			48 A	Indiana	0 3				226 A	Oral Roberts	0 3
									226 H	Oral Roberts	3 1
									228 A	Fort Wayne	0 3
									228 H	Fort Wayne	3 2
									268 A	Omaha	3 0
									268 H	Omaha	3 0
									286 N	McNeese	3 0
									296 A	South Dakota St.	3 0
									296 H	South Dakota St.	3 0
									318 A	Western Ill.	3 0
									318 H	Western Ill.	3 0
<hr/>											
LAST 10 GAMES											
			226 A	Oral Roberts	0 3	124 A	Denver	2 3			
			318 A	Western Ill.	3 0	296 H	South Dakota St.	3 0			
			204 H	North Dakota St.	0 3	268 H	Omaha	3 0			
			91 H	South Dakota	0 3	228 H	Fort Wayne	3 2			
			228 A	Fort Wayne	0 3	226 H	Oral Roberts	3 1			

Non-Div. I Games:

IUPUI

RPI	S	Opponent	Score	
333	N	South Carolina St.	3	0

Navy

N
a
v
y

N
a
v
y

Average RPI Win:	231	WON-LOST RECORD	WINNING PCT. RANK	LAST 10 GAMES	STRENGTH OF SCHEDULE	OPP. STRENGTH OF SCHEDULE	TEAM RPI	ADJ RPI	CONF. RPI	ADJ CONF. RPI	
Average RPI Loss:	95										
DIV. I ONLY		13- 15	.46429 194	5- 5	169	134	187	.49338 187	6	6	
DIV. I NON-CONF.		8- 4	.66667 85	0- 0	293	281	200	.47933 200	9	10	
<hr/>											
TOTALS	RPI 1-25	RPI 26-50		W-L RECORDS		RPI 51-100		RPI 101-150		RPI 150+	
13- 15	0- 0	0- 3		OVERALL		2- 7		1- 2		10- 3	
8- 6	0- 0	0- 1		HOME		2- 3		1- 0		5- 2	
2- 8	0- 0	0- 1		AWAY		0- 4		0- 2		2- 1	
3- 1	0- 0	0- 1		NEUTRAL		0- 0		0- 0		3- 0	
<hr/>											
8- 4	0- 0	0- 1		NON-CONFERENCE		0- 0		0- 1		8- 2	
4- 2	0- 0	0- 0		HOME		0- 0		0- 0		4- 2	
1- 1	0- 0	0- 0		AWAY		0- 0		0- 1		1- 0	
3- 1	0- 0	0- 1		NEUTRAL		0- 0		0- 0		3- 0	
<hr/>											
5- 11	0- 0	0- 2		CONFERENCE		2- 7		1- 1		2- 1	
4- 4	0- 0	0- 1		HOME		2- 3		1- 0		1- 0	
1- 7	0- 0	0- 1		AWAY		0- 4		0- 1		1- 1	
0- 0	0- 0	0- 0		NEUTRAL		0- 0		0- 0		0- 0	
<hr/>											
RPI S	Opponent	Score	RPI S	Opponent	Score	RPI S	Opponent	Score	RPI S	Opponent	Score
			34 A Cincinnati		0 3	51 A UCF		0 3	120 A South Fla.		1 3
			39 H SMU		0 3	51 H UCF		1 3	120 H South Fla.		3 2
			46 N Miami (OH)		0 3	52 A Temple		2 3	121 A Auburn		0 3
						52 H Temple		2 3	173 H Belmont		1 3
						66 H Tulsa		3 1	184 A East Carolina		2 3
						93 A Tulane		0 3	219 H Central Ark.		1 3
						93 H Tulane		3 2	223 N Jacksonville		3 0
						97 A UConn		0 3	236 A Houston		3 2
						97 H UConn		0 3	236 H Houston		3 0
									252 H Louisiana Tech		3 1
									263 N UT Martin		3 0
									277 A UAB		3 0
									284 N UL Lafayette		3 0
									310 H Eastern Ill.		3 0
									312 H Chicago St.		3 0
									325 H Jackson St.		3 0
<hr/>											
LAST 10 GAMES											
			236 A Houston		3 2	52 A Temple		2 3			
			93 A Tulane		0 3	93 H Tulane		3 2			
			51 H UCF		1 3	236 H Houston		3 0			
			120 H South Fla.		3 2	66 H Tulsa		3 1			
			97 A UConn		0 3	39 H SMU		0 3			

Non-Div. I Games:

Memphis

Average RPI Win:	216	WON-LOST	WINNING	LAST 10	STRENGTH OF	OPP. STRENGTH	TEAM	ADJ	CONF.	ADJ CONF.	
Average RPI Loss:	123	RECORD	PCT. RANK	GAMES	SCHEDULE	OF SCHEDULE	RPI	RPI	RPI	RPI	
DIV. I ONLY	16- 14	.53333	161	4- 6	224	142	188	.49323	188	12	13
DIV. I NON-CONF.	12- 2	.85714	22	0- 0	292	215	120	.53319	120	13	13
<hr/>											
TOTALS	RPI 1-25	RPI 26-50		W-L RECORDS	RPI 51-100		RPI 101-150		RPI 150+		
16- 14	0- 0	0- 2		OVERALL	0- 2		5- 6		11- 4		
4- 8	0- 0	0- 1		HOME	0- 1		3- 3		1- 3		
7- 6	0- 0	0- 1		AWAY	0- 1		1- 3		6- 1		
5- 0	0- 0	0- 0		NEUTRAL	0- 0		1- 0		4- 0		
<hr/>											
12- 2	0- 0	0- 0		NON-CONFERENCE	0- 0		3- 2		9- 0		
2- 2	0- 0	0- 0		HOME	0- 0		1- 2		1- 0		
5- 0	0- 0	0- 0		AWAY	0- 0		1- 0		4- 0		
5- 0	0- 0	0- 0		NEUTRAL	0- 0		1- 0		4- 0		
<hr/>											
4- 12	0- 0	0- 2		CONFERENCE	0- 2		2- 4		2- 4		
2- 6	0- 0	0- 1		HOME	0- 1		2- 1		0- 3		
2- 6	0- 0	0- 1		AWAY	0- 1		0- 3		2- 1		
0- 0	0- 0	0- 0		NEUTRAL	0- 0		0- 0		0- 0		
<hr/>											
RPI S	Opponent	Score	RPI S	Opponent	Score	RPI S	Opponent	Score	RPI S	Opponent	Score
			44 A	Cleveland St.	0 3	79 A	Green Bay	0 3	102 A	Northern Ky.	0 3
			44 H	Cleveland St.	1 3	79 H	Green Bay	1 3	102 H	Northern Ky.	2 3
									111 H	SIUE	1 3
									114 A	DePaul	3 2
									116 H	Bowling Green	0 3
									120 H	South Fla.	3 2
									123 A	Oakland	2 3
									123 H	Oakland	3 2
									126 N	Albany (NY)	3 1
									138 A	Milwaukee	0 3
									138 H	Milwaukee	3 1
									157 A	Loyola Chicago	3 1
									183 A	Valparaiso	0 3
									183 H	Valparaiso	2 3
									199 A	Wright St.	3 1
									199 H	Wright St.	1 3
									213 A	Youngstown St.	3 0
									213 H	Youngstown St.	2 3
									223 A	Jacksonville	3 0
									252 N	Louisiana Tech	3 2
									278 H	UMass Lowell	3 0
			LAST 10 GAMES						281 N	Charlotte	3 1
			102 H	Northern Ky.	2 3	138 H	Milwaukee	3 1	294 A	Southeast Mo. St.	3 1
			213 H	Youngstown St.	2 3	123 H	Oakland	3 2	300 N	Presbyterian	3 1
			199 A	Wright St.	3 1	44 H	Cleveland St.	1 3	312 A	Chicago St.	3 0
			183 A	Valparaiso	0 3	102 A	Northern Ky.	0 3	324 N	New Orleans	3 0
			79 A	Green Bay	0 3	213 A	Youngstown St.	3 0			

Non-Div. I Games:

Ill.-Chicago

Average RPI Win: 246		WON-LOST RECORD		WINNING PCT. RANK		LAST 10 GAMES		STRENGTH OF SCHEDULE		OPP. STRENGTH OF SCHEDULE		TEAM RPI		ADJ RPI		CONF. RPI		ADJ CONF. RPI	
DIV. I ONLY		18- 15		.54545 150		3- 7		210		210		185		.49263 189		8		9	
DIV. I NON-CONF.		14- 3		.82353 33		1- 0		308		320		166		.49962 168		12		12	
TOTALS		RPI 1-25		RPI 26-50		W-L RECORDS		RPI 51-100		RPI 101-150		RPI 150+							
18- 15		0- 0		0- 0		OVERALL		1- 9		1- 5		16- 1							
8- 7		0- 0		0- 0		HOME		1- 4		0- 3		7- 0							
8- 7		0- 0		0- 0		AWAY		0- 5		1- 1		7- 1							
2- 1		0- 0		0- 0		NEUTRAL		0- 0		0- 1		2- 0							
14- 3		0- 0		0- 0		NON-CONFERENCE		0- 0		0- 2		14- 1							
6- 1		0- 0		0- 0		HOME		0- 0		0- 1		6- 0							
6- 1		0- 0		0- 0		AWAY		0- 0		0- 0		6- 1							
2- 1		0- 0		0- 0		NEUTRAL		0- 0		0- 1		2- 0							
4- 12		0- 0		0- 0		CONFERENCE		1- 9		1- 3		2- 0							
2- 6		0- 0		0- 0		HOME		1- 4		0- 2		1- 0							
2- 6		0- 0		0- 0		AWAY		0- 5		1- 1		1- 0							
0- 0		0- 0		0- 0		NEUTRAL		0- 0		0- 0		0- 0							
RPI S	Opponent	Score		RPI S	Opponent	Score		RPI S	Opponent	Score		RPI S	Opponent	Score					
								55 A Hofstra	0	3		101 A UNCW	0	3					
								55 H Hofstra	2	3		101 H UNCW	2	3					
								58 A James Madison	1	3		105 A Delaware	3	2					
								58 H James Madison	1	3		105 H Delaware	1	3					
								81 A Towson	2	3		130 H High Point	1	3					
								81 H Towson	1	3		140 N Austin Peay	1	3					
								88 A Northeastern	2	3		154 A UNCG	3	2					
								88 H Northeastern	3	2		180 N Campbell	3	2					
								90 A Col. of Charleston	0	3		209 H Wofford	3	2					
								90 H Col. of Charleston	1	3		213 H Youngstown St.	3	1					
												226 A William & Mary	3	0					
												226 H William & Mary	3	0					
												235 A Davidson	3	1					
												280 A Charleston So.	3	0					
												281 A Charlotte	1	3					
												282 H Gardner-Webb	3	1					
												297 A The Citadel	3	0					
												313 A N.C. A&T	3	0					
												320 H Norfolk St.	3	0					
												323 A N.C. Central	3	0					
												323 H N.C. Central	3	0					
												328 H Delaware St.	3	0					
												330 N Savannah St.	3	0					
LAST 10 GAMES																			
								88 H Northeastern	3	2		105 H Delaware	1	3					
								55 H Hofstra	2	3		81 H Towson	1	3					
								101 A UNCW	0	3		226 A William & Mary	3	0					
								90 A Col. of Charleston	0	3		58 A James Madison	1	3					
								323 H N.C. Central	3	0		90 H Col. of Charleston	1	3					

Non-Div. I Games:

Elon

Average RPI Win: 273		WON-LOST RECORD		WINNING PCT. RANK		LAST 10 GAMES		STRENGTH OF SCHEDULE		OPP. STRENGTH OF SCHEDULE		TEAM RPI		ADJ RPI		CONF. RPI		ADJ CONF. RPI	
DIV. I ONLY		4- 25		.13793 321		0- 10		10		55		190		.48697 190		1		1	
DIV. I NON-CONF.		4- 9		.30769 257		0- 0		72		253		190		.48344 189		1		1	
TOTALS		RPI 1-25		RPI 26-50		W-L RECORDS		RPI 51-100		RPI 101-150		RPI 150+							
4- 25		0- 10		0- 4		OVERALL		0- 4		0- 4		4- 3							
0- 10		0- 5		0- 0		HOME		0- 2		0- 2		0- 1							
1- 11		0- 5		0- 3		AWAY		0- 2		0- 1		1- 0							
3- 4		0- 0		0- 1		NEUTRAL		0- 0		0- 1		3- 2							
4- 9		0- 0		0- 1		NON-CONFERENCE		0- 3		0- 2		4- 3							
0- 3		0- 0		0- 0		HOME		0- 1		0- 1		0- 1							
1- 2		0- 0		0- 0		AWAY		0- 2		0- 0		1- 0							
3- 4		0- 0		0- 1		NEUTRAL		0- 0		0- 1		3- 2							
0- 16		0- 10		0- 3		CONFERENCE		0- 1		0- 2		0- 0							
0- 7		0- 5		0- 0		HOME		0- 1		0- 1		0- 0							
0- 9		0- 5		0- 3		AWAY		0- 0		0- 1		0- 0							
0- 0		0- 0		0- 0		NEUTRAL		0- 0		0- 0		0- 0							
RPI S	Opponent	Score		RPI S	Opponent	Score		RPI S	Opponent	Score		RPI S	Opponent	Score					
2 H	Nebraska	0	3	29 A	Ohio St.	0	3	52 A	Temple	0	3	113 A	Maryland	0	3				
3 A	Wisconsin	0	3	44 N	Cleveland St.	0	3	60 H	Iowa	0	3	113 H	Maryland	0	3				
3 H	Wisconsin	0	3	48 A	Indiana	1	3	78 H	Princeton	0	3	126 N	Albany (NY)	0	3				
4 A	Minnesota	0	3	50 A	Illinois	0	3	94 A	Yale	2	3	146 H	Seton Hall	2	3				
11 A	Michigan St.	0	3									158 N	New Hampshire	1	3				
11 H	Michigan St.	0	3									167 N	St. John's (NY)	0	3				
15 H	Michigan	0	3									174 H	Seattle U	0	3				
21 A	Purdue	0	3									229 A	Bryant	3	0				
25 A	Penn St.	0	3									262 N	Rider	3	1				
25 H	Penn St.	0	3									285 N	Hartford	3	0				
												314 N	Iona	3	1				
				LAST 10 GAMES															
				113 A	Maryland	0	3	4 A	Minnesota	0	3								
				29 A	Ohio St.	0	3	113 H	Maryland	0	3								
				2 H	Nebraska	0	3	11 A	Michigan St.	0	3								
				60 H	Iowa	0	3	21 A	Purdue	0	3								
				3 A	Wisconsin	0	3	48 A	Indiana	1	3								

Non-Div. I Games:

Rutgers

Average RPI Win: 251		WON-LOST	WINNING	LAST 10	STRENGTH OF		OPP. STRENGTH	TEAM	ADJ	CONF.	ADJ CONF.
Average RPI Loss: 143		RECORD	PCT. RANK	GAMES	SCHEDULE		OF SCHEDULE	RPI	RPI	RPI	RPI
DIV. I ONLY		16- 13	.55172	145	252		228	193	.48565	191	22
DIV. I NON-CONF.		9- 4	.69231	74	205		243	127	.52705	127	19
TOTALS		RPI 1-25	RPI 26-50		W-L RECORDS		RPI 51-100		RPI 101-150		RPI 150+
16- 13	0- 0	0- 3		OVERALL		1- 3		0- 0		15- 7	
8- 3	0- 0	0- 1		HOME		1- 1		0- 0		7- 1	
3- 9	0- 0	0- 1		AWAY		0- 2		0- 0		3- 6	
5- 1	0- 0	0- 1		NEUTRAL		0- 0		0- 0		5- 0	
9- 4	0- 0	0- 1		NON-CONFERENCE		1- 1		0- 0		8- 2	
4- 0	0- 0	0- 0		HOME		1- 0		0- 0		3- 0	
0- 3	0- 0	0- 0		AWAY		0- 1		0- 0		0- 2	
5- 1	0- 0	0- 1		NEUTRAL		0- 0		0- 0		5- 0	
7- 9	0- 0	0- 2		CONFERENCE		0- 2		0- 0		7- 5	
4- 3	0- 0	0- 1		HOME		0- 1		0- 0		4- 1	
3- 6	0- 0	0- 1		AWAY		0- 1		0- 0		3- 4	
0- 0	0- 0	0- 0		NEUTRAL		0- 0		0- 0		0- 0	
RPI S	Opponent	Score	RPI S	Opponent	Score	RPI S	Opponent	Score	RPI S	Opponent	Score
			42 A Coastal Caro.	0	3	53 A Arkansas St.	0	3	159 A Samford	0	3
			42 H Coastal Caro.	0	3	64 A FGCU	1	3	168 H UT Arlington	1	3
			48 N Indiana	0	3	83 H Texas St.	2	3	169 A Georgia	1	3
						98 H Southern Miss.	3	2	202 A Little Rock	3	1
									216 H Florida A&M	3	1
									220 N Marist	3	1
									224 N Indiana St.	3	2
									225 A Ga. Southern	2	3
									225 H Ga. Southern	3	0
									233 H FIU	3	0
									250 A Georgia St.	1	3
									250 H Georgia St.	3	0
									273 A Troy	1	3
									273 H Troy	3	0
									283 A La.-Monroe	2	3
									284 A UL Lafayette	3	1
									286 N McNeese	3	2
									288 N Bethune-Cookman	3	0
									298 A Appalachian St.	3	2
									298 H Appalachian St.	3	1
									302 H Southeastern La.	3	2
									317 N Nicholls St.	3	0
LAST 10 GAMES			LAST 10 GAMES			LAST 10 GAMES			LAST 10 GAMES		
			42 A Coastal Caro.	0	3	42 H Coastal Caro.	0	3			
			298 A Appalachian St.	3	2	273 A Troy	1	3			
			284 A UL Lafayette	3	1	202 A Little Rock	3	1			
			283 A La.-Monroe	2	3	53 A Arkansas St.	0	3			
			298 H Appalachian St.	3	1	225 H Ga. Southern	3	0			

Non-Div. I Games:

South Ala.

Average RPI Win:	244	WON-LOST RECORD	WINNING PCT. RANK	LAST 10 GAMES	STRENGTH OF SCHEDULE	OPP. STRENGTH OF SCHEDULE	TEAM RPI	ADJ RPI	CONF. RPI	ADJ CONF. RPI	
DIV. I ONLY		15- 14	.51724 169	5- 5	229	178	194	.48504 192	15	15	
DIV. I NON-CONF.		7- 6	.53846 157	0- 0	245	181	201	.47874 201	15	15	
<hr/>											
TOTALS	RPI 1-25	RPI 26-50		W-L RECORDS	RPI 51-100		RPI 101-150		RPI 150+		
15- 14	0- 0	1- 3		OVERALL	0- 2		0- 7		14- 2		
7- 5	0- 0	1- 1		HOME	0- 1		0- 3		6- 0		
4- 7	0- 0	0- 1		AWAY	0- 1		0- 3		4- 2		
4- 2	0- 0	0- 1		NEUTRAL	0- 0		0- 1		4- 0		
<hr/>											
7- 6	0- 0	0- 2		NON-CONFERENCE	0- 1		0- 2		7- 1		
2- 2	0- 0	0- 1		HOME	0- 0		0- 1		2- 0		
1- 2	0- 0	0- 0		AWAY	0- 1		0- 0		1- 1		
4- 2	0- 0	0- 1		NEUTRAL	0- 0		0- 1		4- 0		
<hr/>											
8- 8	0- 0	1- 1		CONFERENCE	0- 1		0- 5		7- 1		
5- 3	0- 0	1- 0		HOME	0- 1		0- 2		4- 0		
3- 5	0- 0	0- 1		AWAY	0- 0		0- 3		3- 1		
0- 0	0- 0	0- 0		NEUTRAL	0- 0		0- 0		0- 0		
<hr/>											
RPI S	Opponent	Score	RPI S	Opponent	Score	RPI S	Opponent	Score	RPI S	Opponent	Score
			31 N	Dayton	0 3	51 A	UCF	1 3	107 H	Tennessee	1 3
			33 H	Boise St.	0 3	67 H	Northern Ill.	2 3	116 A	Bowling Green	1 3
			46 A	Miami (OH)	0 3				116 H	Bowling Green	1 3
			46 H	Miami (OH)	3 2				136 A	Ohio	1 3
									136 H	Ohio	1 3
									140 N	Austin Peay	2 3
									143 A	Toledo	2 3
									194 H	Western Mich.	3 2
									199 H	Wright St.	3 0
									203 A	Ball St.	3 2
									210 H	Central Mich.	3 0
									247 N	Stony Brook	3 1
									248 A	Eastern Mich.	3 1
									253 H	Robert Morris	3 0
									254 A	Evansville	2 3
									267 A	Morehead St.	3 0
									275 N	Montana	3 0
									289 A	Akron	2 3
									289 H	Akron	3 1
									295 N	Stetson	3 1
									303 A	Buffalo	3 1
									303 H	Buffalo	3 0
									329 N	Coppin St.	3 2
<hr/>											
			LAST 10 GAMES								
			248 A	Eastern Mich.	3 1	289 A	Akron	2 3	329 N	Coppin St.	3 2
			136 H	Ohio	1 3	67 H	Northern Ill.	2 3			
			46 H	Miami (OH)	3 2	194 H	Western Mich.	3 2			
			116 H	Bowling Green	1 3	143 A	Toledo	2 3			
			303 A	Buffalo	3 1	203 A	Ball St.	3 2			

Non-Div. I Games:

Kent St.

Average RPI Win: 257		WON-LOST RECORD	WINNING PCT. RANK		LAST 10 GAMES	STRENGTH OF SCHEDULE	OPP. STRENGTH OF SCHEDULE	TEAM RPI	ADJ RPI	CONF. RPI	ADJ CONF. RPI	
Average RPI Loss: 193												
DIV. I ONLY		17- 8	.68	77	7- 3	310	271	191	.48475	193	23	23
DIV. I NON-CONF.		9- 4	.69231	74	0- 1	307	304	208	.47226	208	23	23
<hr/>												
TOTALS		RPI 1-25		RPI 26-50		W-L RECORDS		RPI 51-100		RPI 101-150		RPI 150+
17- 8		0- 0		0- 0		OVERALL		0- 0		1- 1		16- 7
8- 4		0- 0		0- 0		HOME		0- 0		0- 1		8- 3
6- 4		0- 0		0- 0		AWAY		0- 0		1- 0		5- 4
3- 0		0- 0		0- 0		NEUTRAL		0- 0		0- 0		3- 0
9- 4		0- 0		0- 0		NON-CONFERENCE		0- 0		0- 0		9- 4
5- 1		0- 0		0- 0		HOME		0- 0		0- 0		5- 1
1- 3		0- 0		0- 0		AWAY		0- 0		0- 0		1- 3
3- 0		0- 0		0- 0		NEUTRAL		0- 0		0- 0		3- 0
8- 4		0- 0		0- 0		CONFERENCE		0- 0		1- 1		7- 3
3- 3		0- 0		0- 0		HOME		0- 0		0- 1		3- 2
5- 1		0- 0		0- 0		AWAY		0- 0		1- 0		4- 1
0- 0		0- 0		0- 0		NEUTRAL		0- 0		0- 0		0- 0
RPI	S	Opponent	Score	RPI	S	Opponent	Score	RPI	S	Opponent	Score	
										126 A Albany (NY)	3	2
										126 H Albany (NY)	1	3
										158 A New Hampshire	0	3
										158 H New Hampshire	1	3
										164 A Columbia	3	0
										165 A Howard	1	3
										170 A Virginia Tech	0	3
										208 A Binghamton	3	1
										208 H Binghamton	3	0
										232 A George Washington	2	3
										237 H Winthrop	3	0
										238 N Providence	3	1
										247 A Stony Brook	3	2
										247 H Stony Brook	3	2
										253 H Robert Morris	2	3
										278 A UMass Lowell	3	0
										278 H UMass Lowell	3	0
										285 A Hartford	3	2
										285 H Hartford	1	3
										289 H Akron	3	1
										301 H Loyola Maryland	3	0
										307 H Morgan St.	3	0
										308 N St. Francis Brooklyn	3	2
										320 N Norfolk St.	3	0
										328 H Delaware St.	3	1
				LAST 10 GAMES								
				285 H Hartford	1	3	232 A George Washington	2	3			
				278 H UMass Lowell	3	0	247 A Stony Brook	3	2			
				126 A Albany (NY)	3	2	278 A UMass Lowell	3	0			
				208 A Binghamton	3	1	285 A Hartford	3	2			
				158 H New Hampshire	1	3	208 H Binghamton	3	0			

Non-Div. I Games:

UMBC

Average RPI Win:		207	WON-LOST RECORD		WINNING PCT. RANK		LAST 10 GAMES		STRENGTH OF SCHEDULE		OPP. STRENGTH OF SCHEDULE		TEAM RPI		ADJ RPI		CONF. RPI		ADJ CONF. RPI	
Average RPI Loss:		121																		
DIV. I ONLY			11- 18		.37931 231		5- 5		123		147		195		.48465 194		15		15	
DIV. I NON-CONF.			5- 8		.38462 225		0- 0		73		116		147		.51388 147		15		15	
TOTALS		RPI 1-25		RPI 26-50		W-L RECORDS		RPI 51-100		RPI 101-150		RPI 150+								
11- 18		0- 0		0- 2		OVERALL		1- 5		3- 6		7- 5								
7- 5		0- 0		0- 1		HOME		1- 1		1- 2		5- 1								
2- 10		0- 0		0- 0		AWAY		0- 3		1- 3		1- 4								
2- 3		0- 0		0- 1		NEUTRAL		0- 1		1- 1		1- 0								
5- 8		0- 0		0- 1		NON-CONFERENCE		1- 3		1- 4		3- 0								
2- 2		0- 0		0- 0		HOME		1- 0		0- 2		1- 0								
1- 3		0- 0		0- 0		AWAY		0- 2		0- 1		1- 0								
2- 3		0- 0		0- 1		NEUTRAL		0- 1		1- 1		1- 0								
6- 10		0- 0		0- 1		CONFERENCE		0- 2		2- 2		4- 5								
5- 3		0- 0		0- 1		HOME		0- 1		1- 0		4- 1								
1- 7		0- 0		0- 0		AWAY		0- 1		1- 2		0- 4								
0- 0		0- 0		0- 0		NEUTRAL		0- 0		0- 0		0- 0								
RPI	S	Opponent		Score		RPI	S	Opponent		Score		RPI	S	Opponent		Score				
				44	N	Cleveland St.	1	3	51	N	UCF	0	3	107	H	Tennessee	1	3		
				46	H	Miami (OH)	0	3	54	A	Notre Dame	0	3	108	N	Northern Ariz.	1	3		
									57	A	Southern Ill.	0	3	116	A	Bowling Green	0	3		
									67	A	Northern Ill.	1	3	123	A	Oakland	0	3		
									67	H	Northern Ill.	1	3	136	A	Ohio	0	3		
									80	H	Xavier	3	1	138	H	Milwaukee	2	3		
														143	A	Toledo	3	1		
														143	H	Toledo	3	0		
														146	N	Seton Hall	3	0		
														192	A	Kent St.	2	3		
														203	A	Ball St.	1	3		
														203	H	Ball St.	1	3		
														210	A	Central Mich.	2	3		
														210	H	Central Mich.	3	0		
														224	A	Indiana St.	3	2		
														228	H	Fort Wayne	3	2		
														248	A	Eastern Mich.	1	3		
														248	H	Eastern Mich.	3	1		
														260	N	Bradley	3	1		
														289	H	Akron	3	0		
														303	H	Buffalo	3	1		
				LAST 10 GAMES																
				143	A	Toledo	3	1	67	H	Northern Ill.	1	3							
				203	A	Ball St.	1	3	136	A	Ohio	0	3							
				248	H	Eastern Mich.	3	1	192	A	Kent St.	2	3							
				210	H	Central Mich.	3	0	303	H	Buffalo	3	1							
				116	A	Bowling Green	0	3	289	H	Akron	3	0							

Non-Div. I Games:

Western Mich.

Average RPI Win: 236		WON-LOST	WINNING	LAST 10	STRENGTH OF	OPP. STRENGTH	TEAM	ADJ	CONF.	ADJ CONF.		
Average RPI Loss: 166		RECORD	PCT. RANK	GAMES	SCHEDULE	OF SCHEDULE	RPI	RPI	RPI	RPI		
DIV. I ONLY		15- 13	.53571	155	5- 5	232	241	197	.48442	195	21	21
DIV. I NON-CONF.		8- 4	.66667	85	0- 0	276	234	176	.49321	176	24	24
<hr/>												
TOTALS		RPI 1-25		RPI 26-50		W-L RECORDS		RPI 51-100		RPI 101-150		RPI 150+
15- 13		0- 0		0- 0		OVERALL		1- 2		0- 2		14- 9
7- 4		0- 0		0- 0		HOME		1- 1		0- 0		6- 3
4- 7		0- 0		0- 0		AWAY		0- 1		0- 1		4- 5
4- 2		0- 0		0- 0		NEUTRAL		0- 0		0- 1		4- 1
8- 4		0- 0		0- 0		NON-CONFERENCE		1- 0		0- 2		7- 2
3- 0		0- 0		0- 0		HOME		1- 0		0- 0		2- 0
1- 2		0- 0		0- 0		AWAY		0- 0		0- 1		1- 1
4- 2		0- 0		0- 0		NEUTRAL		0- 0		0- 1		4- 1
7- 9		0- 0		0- 0		CONFERENCE		0- 2		0- 0		7- 7
4- 4		0- 0		0- 0		HOME		0- 1		0- 0		4- 3
3- 5		0- 0		0- 0		AWAY		0- 1		0- 0		3- 4
0- 0		0- 0		0- 0		NEUTRAL		0- 0		0- 0		0- 0
RPI	S	Opponent	Score	RPI	S	Opponent	Score	RPI	S	Opponent	Score	
						81 H Towson	3 2	120 N South Fla.	1	3		
						100 A ETSU	0 3	148 A North Florida	0	3		
						100 H ETSU	0 3	154 A UNCG	3	1		
								154 H UNCG	3	2		
								159 A Samford	1	3		
								159 H Samford	0	3		
								166 A Chattanooga	0	3		
								166 H Chattanooga	0	3		
								173 A Belmont	2	3		
								180 N Campbell	1	3		
								209 A Wofford	2	3		
								209 H Wofford	2	3		
								212 A Furman	3	2		
								212 H Furman	3	0		
								226 N William & Mary	3	1		
								231 H USC Upstate	3	1		
								233 N FIU	3	0		
								250 N Georgia St.	3	0		
								266 A Western Caro.	2	3		
								266 H Western Caro.	3	1		
								281 A Charlotte	3	1		
								297 A The Citadel	3	1		
								297 H The Citadel	3	1		
								317 N Nicholls St.	3	0		
								327 H Fairleigh Dickinson	3	1		
<hr/>												
				LAST 10 GAMES								
						100 H ETSU	0 3	159 H Samford	0	3		
						266 H Western Caro.	3 1	166 A Chattanooga	0	3		
						154 A UNCG	3 1	100 A ETSU	0	3		
						212 A Furman	3 2	297 H The Citadel	3	1		
						209 H Wofford	2 3	212 H Furman	3	0		

Non-Div. I Games:

Mercer

Average RPI Win: 236		WON-LOST	WINNING	LAST 10	STRENGTH OF		OPP. STRENGTH	TEAM	ADJ	CONF.	ADJ CONF.
Average RPI Loss: 110		RECORD	PCT. RANK	GAMES	SCHEDULE		OF SCHEDULE	RPI	RPI	RPI	RPI
DIV. I ONLY		15- 15	.5 173	4- 6	218		151	192	.48334 196	11	11
DIV. I NON-CONF.		9- 5	.64286 105	0- 0	281		266	191	.47973 196	11	11
TOTALS		RPI 1-25	RPI 26-50	W-L RECORDS	RPI 51-100		RPI 101-150	RPI 150+			
15- 15	0- 0		0- 6	OVERALL	1- 2		1- 2	13- 5			
5- 5	0- 0		0- 3	HOME	0- 1		1- 0	4- 1			
5- 6	0- 0		0- 3	AWAY	0- 1		0- 0	5- 2			
5- 4	0- 0		0- 0	NEUTRAL	1- 0		0- 2	4- 2			
9- 5	0- 0		0- 0	NON-CONFERENCE	1- 0		0- 2	8- 3			
1- 0	0- 0		0- 0	HOME	0- 0		0- 0	1- 0			
3- 1	0- 0		0- 0	AWAY	0- 0		0- 0	3- 1			
5- 4	0- 0		0- 0	NEUTRAL	1- 0		0- 2	4- 2			
6- 10	0- 0		0- 6	CONFERENCE	0- 2		1- 0	5- 2			
4- 5	0- 0		0- 3	HOME	0- 1		1- 0	3- 1			
2- 5	0- 0		0- 3	AWAY	0- 1		0- 0	2- 1			
0- 0	0- 0		0- 0	NEUTRAL	0- 0		0- 0	0- 0			
RPI S	Opponent	Score	RPI S	Opponent	Score	RPI S	Opponent	Score	RPI S	Opponent	Score
			37 A	Wichita St.	0 3	57 A	Southern Ill.	1 3	115 H	Illinois St.	3 0
			37 H	Wichita St.	0 3	57 H	Southern Ill.	1 3	116 N	Bowling Green	1 3
			45 A	UNI	0 3	88 N	Northeastern	3 1	148 N	North Florida	2 3
			45 H	UNI	0 3				157 A	Loyola Chicago	0 3
			47 A	Missouri St.	0 3				157 H	Loyola Chicago	1 3
			47 H	Missouri St.	2 3				172 N	UMKC	2 3
									176 A	Fla. Atlantic	3 0
									203 N	Ball St.	3 0
									214 N	Weber St.	1 3
									224 H	Indiana St.	3 0
									252 N	Louisiana Tech	3 0
									254 A	Evansville	3 2
									254 H	Evansville	3 1
									260 A	Bradley	3 1
									260 H	Bradley	3 1
									268 A	Omaha	3 1
									288 N	Bethune-Cookman	3 0
									294 N	Southeast Mo. St.	3 0
									296 H	South Dakota St.	3 2
									310 A	Eastern Ill.	3 1
									318 A	Western Ill.	2 3
			LAST 10 GAMES								
			157 H	Loyola Chicago	1 3	47 A	Missouri St.	0 3			
			260 H	Bradley	3 1	254 H	Evansville	3 1			
			45 A	UNI	0 3	57 H	Southern Ill.	1 3			
			224 H	Indiana St.	3 0	260 A	Bradley	3 1			
			37 A	Wichita St.	0 3	157 A	Loyola Chicago	0 3			

Non-Div. I Games:

Drake

Average RPI Win:		273	WON-LOST RECORD		WINNING PCT. RANK		LAST 10 GAMES		STRENGTH OF SCHEDULE		OPP. STRENGTH OF SCHEDULE		TEAM RPI		ADJ RPI		CONF. RPI		ADJ CONF. RPI							
Average RPI Loss:		144																								
DIV. I ONLY			17- 15		.53125 164		5- 5		215		260		196		.48326 197		26		26							
DIV. I NON-CONF.			9- 7		.5625 145		0- 0		172		217		156		.50681 156		26		26							
TOTALS		RPI 1-25		RPI 26-50		W-L RECORDS		RPI 51-100		RPI 101-150		RPI 150+														
17- 15		0- 2		0- 1		OVERALL		0- 2		0- 4		17- 6														
7- 4		0- 0		0- 0		HOME		0- 1		0- 2		7- 1														
6- 7		0- 1		0- 0		AWAY		0- 0		0- 2		6- 4														
4- 4		0- 1		0- 1		NEUTRAL		0- 1		0- 0		4- 1														
9- 7		0- 2		0- 1		NON-CONFERENCE		0- 2		0- 1		9- 1														
2- 1		0- 0		0- 0		HOME		0- 1		0- 0		2- 0														
3- 2		0- 1		0- 0		AWAY		0- 0		0- 1		3- 0														
4- 4		0- 1		0- 1		NEUTRAL		0- 1		0- 0		4- 1														
8- 8		0- 0		0- 0		CONFERENCE		0- 0		0- 3		8- 5														
5- 3		0- 0		0- 0		HOME		0- 0		0- 2		5- 1														
3- 5		0- 0		0- 0		AWAY		0- 0		0- 1		3- 4														
0- 0		0- 0		0- 0		NEUTRAL		0- 0		0- 0		0- 0														
RPI	S	Opponent			Score		RPI	S	Opponent			Score		RPI	S	Opponent			Score							
15	N	Michigan			0 3		49	N	Georgia Tech			0 3		77	H	Rice			1 3							
19	A	Kansas St.			0 3									89	N	Ole Miss			0 3							
																111 A SIUE			0 3							
																118 H Murray St.			0 3							
																119 A Butler			0 3							
																140 H Austin Peay			0 3							
																166 A Chattanooga			3 1							
																173 A Belmont			0 3							
																173 H Belmont			3 2							
																199 N Wright St.			1 3							
																217 A Alabama St.			3 2							
																244 N Texas Southern			3 0							
																249 A Eastern Ky.			0 3							
																249 H Eastern Ky.			1 3							
																263 A UT Martin			2 3							
																267 A Morehead St.			3 2							
																267 H Morehead St.			4 1							
																276 H Middle Tenn.			3 1							
																291 A Tennessee Tech			3 0							
																291 H Tennessee Tech			3 2							
																293 A Jacksonville St.			3 1							
																293 H Jacksonville St.			3 2							
																294 A Southeast Mo. St.			1 3							
																298 N Appalachian St.			3 1							
																309 A Alabama A&M			3 0							
																309 H Alabama A&M			3 0							
																309 N Alabama A&M			3 0							
																310 H Eastern Ill.			3 0							
																325 N Jackson St.			3 1							
LAST 10 GAMES																										
249 H Eastern Ky.							1 3		173 H Belmont							3 2		298 N Appalachian St.							3 1	
267 H Morehead St.							4 1		140 H Austin Peay							0 3		309 A Alabama A&M							3 0	
293 A Jacksonville St.							3 1		118 H Murray St.							0 3		309 H Alabama A&M							3 0	
291 A Tennessee Tech							3 0		294 A Southeast Mo. St.							1 3		309 N Alabama A&M							3 0	
310 H Eastern Ill.							3 0		263 A UT Martin							2 3		310 H Eastern Ill.							3 0	

Non-Div. I Games:

Tennessee St.

[illegible]

Non-Div. I Games:

Eastern Wash.

Average RPI Win: 225		WON-LOST	WINNING	LAST 10	STRENGTH OF		OPP. STRENGTH	TEAM	ADJ	CONF.	ADJ CONF.
Average RPI Loss: 111		RECORD	PCT. RANK	GAMES	SCHEDULE		OF SCHEDULE	RPI	RPI	RPI	RPI
DIV. I ONLY		9- 20	.31034	263	1- 9		77	153	199	.48145	199
DIV. I NON-CONF.		5- 8	.38462	225	0- 0		98	193	173	.49559	173
TOTALS		RPI 1-25	RPI 26-50		W-L RECORDS		RPI 51-100		RPI 101-150		RPI 150+
9- 20	0- 0		0- 4		OVERALL		0- 2		0- 11		9- 3
2- 9	0- 0		0- 2		HOME		0- 1		0- 5		2- 1
3- 9	0- 0		0- 1		AWAY		0- 1		0- 5		3- 2
4- 2	0- 0		0- 1		NEUTRAL		0- 0		0- 1		4- 0
5- 8	0- 0		0- 2		NON-CONFERENCE		0- 0		0- 5		5- 1
0- 3	0- 0		0- 1		HOME		0- 0		0- 2		0- 0
1- 3	0- 0		0- 0		AWAY		0- 0		0- 2		1- 1
4- 2	0- 0		0- 1		NEUTRAL		0- 0		0- 1		4- 0
4- 12	0- 0		0- 2		CONFERENCE		0- 2		0- 6		4- 2
2- 6	0- 0		0- 1		HOME		0- 1		0- 3		2- 1
2- 6	0- 0		0- 1		AWAY		0- 1		0- 3		2- 1
0- 0	0- 0		0- 0		NEUTRAL		0- 0		0- 0		0- 0
RPI S	Opponent	Score	RPI S	Opponent	Score	RPI S	Opponent	Score	RPI S	Opponent	Score
			31 H	Dayton	0 3	79 A	Green Bay	0 3	102 A	Northern Ky.	0 3
			33 N	Boise St.	0 3	79 H	Green Bay	0 3	102 H	Northern Ky.	0 3
			44 A	Cleveland St.	0 3				111 H	SIUE	1 3
			44 H	Cleveland St.	0 3				118 N	Murray St.	0 3
									119 A	Butler	0 3
									120 A	South Fla.	0 3
									123 A	Oakland	0 3
									123 H	Oakland	1 3
									138 A	Milwaukee	0 3
									138 H	Milwaukee	1 3
									143 H	Toledo	1 3
									183 A	Valparaiso	2 3
									183 H	Valparaiso	3 2
									188 A	Ill.-Chicago	3 1
									188 H	Ill.-Chicago	1 3
									192 A	Kent St.	0 3
									197 N	Tennessee St.	3 1
									213 A	Youngstown St.	3 0
									213 H	Youngstown St.	3 0
									218 N	LIU Brooklyn	3 1
									248 N	Eastern Mich.	3 0
									267 A	Morehead St.	3 1
									295 N	Stetson	3 0
			LAST 10 GAMES								
			79 H	Green Bay	0 3	213 A	Youngstown St.	3 0			
			44 A	Cleveland St.	0 3	102 A	Northern Ky.	0 3			
			188 H	Ill.-Chicago	1 3	183 A	Valparaiso	2 3			
			138 H	Milwaukee	1 3	79 A	Green Bay	0 3			
			123 A	Oakland	0 3	44 H	Cleveland St.	0 3			

Non-Div. I Games:

Wright St.

Average RPI Win:	218	WON-LOST RECORD	WINNING PCT. RANK	LAST 10 GAMES	STRENGTH OF SCHEDULE	OPP. STRENGTH OF SCHEDULE	TEAM RPI	ADJ RPI	CONF. RPI	ADJ CONF. RPI				
Average RPI Loss:	130													
DIV. I ONLY	9- 14	.3913	225	5- 5	132	173	200	.48077	200	16	16			
DIV. I NON-CONF.	2- 7	.22222	285	0- 0	151	111	243	.43956	243	20	21			
<hr/>														
TOTALS	RPI 1-25	RPI 26-50		W-L RECORDS	RPI 51-100		RPI 101-150		RPI 150+					
9- 14	0- 0	0- 0		OVERALL	1- 6		0- 2		8- 6					
6- 5	0- 0	0- 0		HOME	1- 2		0- 0		5- 3					
3- 6	0- 0	0- 0		AWAY	0- 3		0- 0		3- 3					
0- 3	0- 0	0- 0		NEUTRAL	0- 1		0- 2		0- 0					
<hr/>														
2- 7	0- 0	0- 0		NON-CONFERENCE	0- 3		0- 2		2- 2					
2- 2	0- 0	0- 0		HOME	0- 1		0- 0		2- 1					
0- 2	0- 0	0- 0		AWAY	0- 1		0- 0		0- 1					
0- 3	0- 0	0- 0		NEUTRAL	0- 1		0- 2		0- 0					
<hr/>														
7- 7	0- 0	0- 0		CONFERENCE	1- 3		0- 0		6- 4					
4- 3	0- 0	0- 0		HOME	1- 1		0- 0		3- 2					
3- 4	0- 0	0- 0		AWAY	0- 2		0- 0		3- 2					
0- 0	0- 0	0- 0		NEUTRAL	0- 0		0- 0		0- 0					
<hr/>														
RPI S	Opponent	Score	RPI S	Opponent	Score	RPI S	Opponent	Score	RPI S	Opponent	Score			
						59 N	Duke	0 3	110 N	Pepperdine	2 3			
						63 A	Loyola Marymount	0 3	127 N	Arizona St.	0 3			
						78 A	Princeton	0 3	158 A	New Hampshire	0 3			
						78 H	Princeton	2 3	164 A	Columbia	1 3			
						88 H	Northeastern	1 3	164 H	Columbia	3 0			
						94 A	Yale	1 3	169 H	Georgia	0 3			
						94 H	Yale	3 2	201 A	Cornell	3 1			
									201 H	Cornell	2 3			
									215 A	Penn	1 3			
									215 H	Penn	0 3			
									230 H	Boston College	3 2			
									240 A	Dartmouth	3 0			
									240 H	Dartmouth	3 1			
									258 A	Brown	3 1			
			258 H	Brown	3 2									
			279 H	Siena	3 0									
<hr/>														
			LAST 10 GAMES											
			258 H Brown			3 2			215 H Penn			0 3		
			94 H Yale			3 2			240 H Dartmouth			3 1		
			164 A Columbia			1 3			201 H Cornell			2 3		
			201 A Cornell			3 1			164 H Columbia			3 0		
			78 H Princeton			2 3			94 A Yale			1 3		

Non-Div. I Games:

Harvard

Average RPI Win: 232		WON-LOST RECORD	WINNING PCT. RANK		LAST 10 GAMES		STRENGTH OF SCHEDULE		OPP. STRENGTH OF SCHEDULE		TEAM RPI	ADJ RPI	CONF. RPI	ADJ CONF. RPI
Average RPI Loss: 152			12- 12	.5 173	6- 4	222	211	201	.48009 201	16	16			
DIV. I ONLY		12- 12	.5 173	6- 4	222	211	201	.48009 201	16	16				
DIV. I NON-CONF.		6- 4	.6 123	1- 0	267	229	193	.48175 191	20	21				
TOTALS		RPI 1-25	RPI 26-50		W-L RECORDS		RPI 51-100		RPI 101-150		RPI 150+			
12- 12	0- 0	0- 0		OVERALL		0- 5		0- 1		12- 6				
5- 5	0- 0	0- 0		HOME		0- 3		0- 0		5- 2				
5- 5	0- 0	0- 0		AWAY		0- 2		0- 0		5- 3				
2- 2	0- 0	0- 0		NEUTRAL		0- 0		0- 1		2- 1				
6- 4	0- 0	0- 0		NON-CONFERENCE		0- 1		0- 1		6- 2				
2- 1	0- 0	0- 0		HOME		0- 1		0- 0		2- 0				
2- 1	0- 0	0- 0		AWAY		0- 0		0- 0		2- 1				
2- 2	0- 0	0- 0		NEUTRAL		0- 0		0- 1		2- 1				
6- 8	0- 0	0- 0		CONFERENCE		0- 4		0- 0		6- 4				
3- 4	0- 0	0- 0		HOME		0- 2		0- 0		3- 2				
3- 4	0- 0	0- 0		AWAY		0- 2		0- 0		3- 2				
0- 0	0- 0	0- 0		NEUTRAL		0- 0		0- 0		0- 0				
RPI S	Opponent	Score	RPI S	Opponent	Score	RPI S	Opponent	Score	RPI S	Opponent	Score			
						58 H	James Madison	0 3	123 N	Oakland	1 3			
						78 A	Princeton	2 3	164 A	Columbia	2 3			
						78 H	Princeton	0 3	164 H	Columbia	3 1			
						94 A	Yale	1 3	172 A	UMKC	0 3			
						94 H	Yale	1 3	177 H	Colgate	3 1			
									200 A	Harvard	3 2			
									200 H	Harvard	1 3			
									208 A	Binghamton	3 2			
									215 A	Penn	3 2			
									215 H	Penn	3 2			
									220 H	Marist	3 1			
									240 A	Dartmouth	2 3			
									240 H	Dartmouth	3 0			
									258 A	Brown	3 1			
									258 H	Brown	2 3			
									260 N	Bradley	0 3			
									268 N	Omaha	3 1			
									303 N	Buffalo	3 1			
									316 A	Bucknell	3 0			
			LAST 10 GAMES											
			215 A	Penn	3 2	94 A	Yale	1 3						
			78 A	Princeton	2 3	164 H	Columbia	3 1						
			240 H	Dartmouth	3 0	200 A	Harvard	3 2						
			200 H	Harvard	1 3	240 A	Dartmouth	2 3						
			258 A	Brown	3 1	208 A	Binghamton	3 2						

Non-Div. I Games:

Cornell

Average RPI Win: 252		WON-LOST	WINNING	LAST 10	STRENGTH OF		OPP. STRENGTH	TEAM	ADJ	CONF.	ADJ CONF.
Average RPI Loss: 122		RECORD	PCT. RANK	GAMES	SCHEDULE		OF SCHEDULE	RPI	RPI	RPI	RPI
DIV. I ONLY		12- 17	.41379	212	6- 4		170	196	202	.47575	202
DIV. I NON-CONF.		4- 9	.30769	257	0- 0		130	166	220	.46381	220
TOTALS		RPI 1-25	RPI 26-50		W-L RECORDS		RPI 51-100		RPI 101-150		RPI 150+
12- 17	0- 0	0- 4		OVERALL		1- 5		0- 0		11- 8	
5- 6	0- 0	0- 0		HOME		1- 2		0- 0		4- 4	
5- 7	0- 0	0- 3		AWAY		0- 2		0- 0		5- 2	
2- 4	0- 0	0- 1		NEUTRAL		0- 1		0- 0		2- 2	
4- 9	0- 0	0- 3		NON-CONFERENCE		0- 2		0- 0		4- 4	
2- 2	0- 0	0- 0		HOME		0- 1		0- 0		2- 1	
0- 3	0- 0	0- 2		AWAY		0- 0		0- 0		0- 1	
2- 4	0- 0	0- 1		NEUTRAL		0- 1		0- 0		2- 2	
8- 8	0- 0	0- 1		CONFERENCE		1- 3		0- 0		7- 4	
3- 4	0- 0	0- 0		HOME		1- 1		0- 0		2- 3	
5- 4	0- 0	0- 1		AWAY		0- 2		0- 0		5- 1	
0- 0	0- 0	0- 0		NEUTRAL		0- 0		0- 0		0- 0	
RPI S	Opponent	Score	RPI S	Opponent	Score	RPI S	Opponent	Score	RPI S	Opponent	Score
			27 A	Florida St.	0 3	53 A	Arkansas St.	0 3	161 H	Mississippi St.	1 3
			38 N	Baylor	0 3	53 H	Arkansas St.	1 3	162 A	SFA	0 3
			39 A	SMU	0 3	69 N	UTSA	0 3	168 A	UT Arlington	1 3
			42 A	Coastal Caro.	0 3	83 A	Texas St.	0 3	168 H	UT Arlington	2 3
						83 H	Texas St.	3 1	179 N	North Texas	1 3
						87 H	Oklahoma	1 3	191 H	South Ala.	1 3
									216 N	Florida A&M	3 1
									225 A	Ga. Southern	3 2
									245 N	Incarnate Word	3 2
									250 A	Georgia St.	3 0
									263 H	UT Martin	3 0
									273 H	Troy	3 1
									275 N	Montana	2 3
									283 A	La.-Monroe	3 2
									283 H	La.-Monroe	3 0
									284 A	UL Lafayette	3 2
									284 H	UL Lafayette	2 3
									298 A	Appalachian St.	3 0
									319 H	Ark.-Pine Bluff	3 0
LAST 10 GAMES											
			53 H	Arkansas St.	1 3	53 A	Arkansas St.	0 3			
			168 H	UT Arlington	2 3	191 H	South Ala.	1 3			
			83 H	Texas St.	3 1	273 H	Troy	3 1			
			225 A	Ga. Southern	3 2	284 A	UL Lafayette	3 2			
			250 A	Georgia St.	3 0	283 A	La.-Monroe	3 2			

Non-Div. I Games:

Little Rock

Average RPI Win: 224		WON-LOST	WINNING	LAST 10	STRENGTH OF		OPP. STRENGTH	TEAM	ADJ	CONF.	ADJ CONF.
Average RPI Loss: 138		RECORD	PCT. RANK	GAMES	SCHEDULE		OF SCHEDULE	RPI	RPI	RPI	RPI
DIV. I ONLY		13- 17	.43333	202	5- 5		194	157	203	.47499	203
DIV. I NON-CONF.		4- 10	.28571	269	0- 0		197	167	253	.43373	251
TOTALS		RPI 1-25	RPI 26-50		W-L RECORDS		RPI 51-100		RPI 101-150		RPI 150+
13- 17	0- 0	0- 2		OVERALL		0- 3		1- 6		12- 6	
6- 7	0- 0	0- 1		HOME		0- 1		0- 3		6- 2	
6- 5	0- 0	0- 1		AWAY		0- 1		1- 1		5- 2	
1- 5	0- 0	0- 0		NEUTRAL		0- 1		0- 2		1- 2	
4- 10	0- 0	0- 1		NON-CONFERENCE		0- 1		0- 3		4- 5	
2- 3	0- 0	0- 1		HOME		0- 0		0- 1		2- 1	
1- 2	0- 0	0- 0		AWAY		0- 0		0- 0		1- 2	
1- 5	0- 0	0- 0		NEUTRAL		0- 1		0- 2		1- 2	
9- 7	0- 0	0- 1		CONFERENCE		0- 2		1- 3		8- 1	
4- 4	0- 0	0- 0		HOME		0- 1		0- 2		4- 1	
5- 3	0- 0	0- 1		AWAY		0- 1		1- 1		4- 0	
0- 0	0- 0	0- 0		NEUTRAL		0- 0		0- 0		0- 0	
RPI S	Opponent	Score	RPI S	Opponent	Score	RPI S	Opponent	Score	RPI S	Opponent	Score
29 H	Ohio St.	0 3	67 A	Northern Ill.	0 3	102 N	Northern Ky.	1 3			
46 A	Miami (OH)	0 3	67 H	Northern Ill.	2 3	116 A	Bowling Green	3 0			
			91 N	South Dakota	1 3	118 N	Murray St.	2 3			
						119 H	Butler	0 3			
						136 H	Ohio	2 3			
						143 A	Toledo	2 3			
						143 H	Toledo	1 3			
						154 H	UNCG	3 2			
						183 H	Valparaiso	3 1			
						185 H	IUPUI	1 3			
						192 H	Kent St.	2 3			
						194 A	Western Mich.	3 1			
						194 H	Western Mich.	3 1			
						196 N	Drake	0 3			
						210 A	Central Mich.	3 2			
						210 H	Central Mich.	3 2			
						213 N	Youngstown St.	0 3			
						228 A	Fort Wayne	2 3			
						248 A	Eastern Mich.	3 1			
						248 H	Eastern Mich.	3 2			
						267 A	Morehead St.	3 1			
						268 A	Omaha	2 3			
						289 H	Akron	3 0			
						298 N	Appalachian St.	3 2			
						303 A	Buffalo	3 0			
LAST 10 GAMES											
67 H	Northern Ill.	2 3	248 A	Eastern Mich.	3 1						
194 H	Western Mich.	3 1	46 A	Miami (OH)	0 3						
289 H	Akron	3 0	116 A	Bowling Green	3 0						
143 A	Toledo	2 3	136 H	Ohio	2 3						
210 A	Central Mich.	3 2	192 H	Kent St.	2 3						

Non-Div. I Games:

Ball St.

Average RPI Win: 244		WON-LOST RECORD		WINNING PCT. RANK		LAST 10 GAMES		STRENGTH OF SCHEDULE		OPP. STRENGTH OF SCHEDULE		TEAM RPI		ADJ RPI		CONF. RPI		ADJ CONF. RPI	
Average RPI Loss: 114																			
DIV. I ONLY		13- 17		.43333 202		7- 3		191		168		204		.47474 204		25		25	
DIV. I NON-CONF.		2- 12		.14286 303		0- 1		118		67		248		.43586 248		22		22	
TOTALS		RPI 1-25		RPI 26-50		W-L RECORDS		RPI 51-100		RPI 101-150		RPI 150+							
13- 17		0- 0		0- 3		OVERALL		1- 4		0- 8		12- 2							
7- 5		0- 0		0- 0		HOME		1- 1		0- 3		6- 1							
5- 8		0- 0		0- 3		AWAY		0- 2		0- 2		5- 1							
1- 4		0- 0		0- 0		NEUTRAL		0- 1		0- 3		1- 0							
2- 12		0- 0		0- 3		NON-CONFERENCE		0- 3		0- 6		2- 0							
1- 3		0- 0		0- 0		HOME		0- 1		0- 2		1- 0							
0- 5		0- 0		0- 3		AWAY		0- 1		0- 1		0- 0							
1- 4		0- 0		0- 0		NEUTRAL		0- 1		0- 3		1- 0							
11- 5		0- 0		0- 0		CONFERENCE		1- 1		0- 2		10- 2							
6- 2		0- 0		0- 0		HOME		1- 0		0- 1		5- 1							
5- 3		0- 0		0- 0		AWAY		0- 1		0- 1		5- 1							
0- 0		0- 0		0- 0		NEUTRAL		0- 0		0- 0		0- 0							
RPI S	Opponent	Score		RPI S	Opponent	Score		RPI S	Opponent	Score		RPI S	Opponent	Score					
30 A	Iowa St.	0	3	60 N	Iowa	0	3	112 H	North Dakota	0	3								
43 A	Colorado St.	0	3	67 H	Northern Ill.	1	3	115 N	Illinois St.	0	3								
45 A	UNI	0	3	71 A	Wyoming	0	3	124 A	Denver	2	3								
				91 A	South Dakota	0	3	124 H	Denver	2	3								
				91 H	South Dakota	3	1	131 A	Northern Colo.	2	3								
								142 H	Texas Tech	2	3								
								145 N	St. Mary's (CA)	1	3								
								147 N	Northwestern	1	3								
								185 A	IUPUI	3	0								
								185 H	IUPUI	3	0								
								226 A	Oral Roberts	3	1								
								226 H	Oral Roberts	3	1								
								228 A	Fort Wayne	3	2								
								228 H	Fort Wayne	2	3								
								260 H	Bradley	3	0								
								268 A	Omaha	2	3								
								268 H	Omaha	3	0								
								275 N	Montana	3	0								
								296 A	South Dakota St.	3	2								
								296 H	South Dakota St.	3	1								
								318 A	Western Ill.	3	1								
								318 H	Western Ill.	3	0								
LAST 10 GAMES				LAST 10 GAMES				LAST 10 GAMES											
124 H	Denver	2	3	268 H	Omaha	3	0	112 H	North Dakota	0	3								
296 H	South Dakota St.	3	1	318 H	Western Ill.	3	0	226 A	Oral Roberts	3	1								
185 A	IUPUI	3	0					268 A	Omaha	2	3								
228 A	Fort Wayne	3	2																
91 H	South Dakota	3	1																

Non-Div. I Games:

North Dakota St.

Average RPI Win: 223		WON-LOST RECORD	WINNING PCT. RANK		LAST 10 GAMES	STRENGTH OF SCHEDULE	OPP. STRENGTH OF SCHEDULE	TEAM RPI	ADJ RPI	CONF. RPI	ADJ CONF. RPI							
Average RPI Loss: 132																		
DIV. I ONLY		11- 17	.39286	221	4- 6	160	169	205	.47441	205	18	18						
DIV. I NON-CONF.		5- 7	.41667	212	0- 0	106	126	164	.50311	164	17	17						
<hr/>																		
TOTALS		RPI 1-25		RPI 26-50		W-L RECORDS		RPI 51-100		RPI 101-150		RPI 150+						
11- 17		0- 1		0- 1		OVERALL		0- 2		2- 8		9- 5						
5- 6		0- 0		0- 0		HOME		0- 1		1- 4		4- 1						
3- 9		0- 1		0- 1		AWAY		0- 0		0- 4		3- 3						
3- 2		0- 0		0- 0		NEUTRAL		0- 1		1- 0		2- 1						
5- 7		0- 1		0- 1		NON-CONFERENCE		0- 2		1- 1		4- 2						
1- 2		0- 0		0- 0		HOME		0- 1		0- 1		1- 0						
1- 3		0- 1		0- 1		AWAY		0- 0		0- 0		1- 1						
3- 2		0- 0		0- 0		NEUTRAL		0- 1		1- 0		2- 1						
6- 10		0- 0		0- 0		CONFERENCE		0- 0		1- 7		5- 3						
4- 4		0- 0		0- 0		HOME		0- 0		1- 3		3- 1						
2- 6		0- 0		0- 0		AWAY		0- 0		0- 4		2- 2						
0- 0		0- 0		0- 0		NEUTRAL		0- 0		0- 0		0- 0						
RPI	S	Opponent		Score		RPI	S	Opponent		Score		RPI	S	Opponent		Score		
13	A	Washington		1 3		41	A	Washington St.		0 3		71	H	Wyoming		2 3		
												75	N	Villanova		0 3		
														103	H	Oregon St.		0 3
														106	A	Sacramento St.		0 3
														108	H	Northern Ariz.		2 3
														112	A	North Dakota		1 3
														112	H	North Dakota		1 3
														131	A	Northern Colo.		1 3
														131	H	Northern Colo.		1 3
														132	N	Fairfield		3 1
														135	H	Idaho St.		3 1
														141	A	Portland St.		1 3
														152	A	New Mexico		3 2
														174	A	Seattle U		2 3
														198	A	Eastern Wash.		3 1
														198	H	Eastern Wash.		2 3
														211	N	UMES		3 1
														214	A	Weber St.		1 3
														232	N	George Washington		0 3
														246	N	Abilene Christian		3 1
														259	A	Montana St.		3 1
														259	H	Montana St.		3 2
														275	A	Montana		2 3
														275	H	Montana		3 0
														290	H	Southern Utah		3 2
														291	H	Tennessee Tech		3 1
<hr/>																		
LAST 10 GAMES																		
						259	H	Montana St.		3 2		135	H	Idaho St.		3 1		
						275	H	Montana		3 0		141	A	Portland St.		1 3		
						112	A	North Dakota		1 3		106	A	Sacramento St.		0 3		
						131	A	Northern Colo.		1 3		198	H	Eastern Wash.		2 3		
						198	A	Eastern Wash.		3 1		214	A	Weber St.		1 3		

Non-Div. I Games:

Idaho

[illegible]

Non-Div. I Games:

Houston Baptist

RPI	S	Opponent	Score	
317	A	Nicholls St.	3	2
324	A	New Orleans	3	0

Houston Baptist

H
o
u
s
t
o
n
B
a
p
t
i
s
t

H
o
u
s
t
o
n
B
a
p
t
i
s
t

Average RPI Win: 207		WON-LOST	WINNING	LAST 10	STRENGTH OF		OPP. STRENGTH	TEAM	ADJ	CONF.	ADJ CONF.			
Average RPI Loss: 79		RECORD	PCT. RANK	GAMES	SCHEDULE		OF SCHEDULE	RPI	RPI	RPI	RPI			
DIV. I ONLY		7- 19	.26923	277	3- 7		105	65	208	.47214	207	9	8	
DIV. I NON-CONF.		1- 9	.1	309	0- 0		99	48	245	.43675	245	6	6	

TOTALS		RPI 1-25		RPI 26-50		W-L RECORDS		RPI 51-100		RPI 101-150		RPI 150+		
7- 19		0- 2		0- 5		OVERALL		1- 7		1- 3		5- 2		
4- 9		0- 1		0- 1		HOME		0- 6		1- 0		3- 1		
3- 6		0- 1		0- 3		AWAY		1- 1		0- 0		2- 1		
0- 4		0- 0		0- 1		NEUTRAL		0- 0		0- 3		0- 0		
1- 9		0- 1		0- 2		NON-CONFERENCE		0- 2		0- 3		1- 1		
1- 4		0- 1		0- 0		HOME		0- 2		0- 0		1- 1		
0- 1		0- 0		0- 1		AWAY		0- 0		0- 0		0- 0		
0- 4		0- 0		0- 1		NEUTRAL		0- 0		0- 3		0- 0		
6- 10		0- 1		0- 3		CONFERENCE		1- 5		1- 0		4- 1		
3- 5		0- 0		0- 1		HOME		0- 4		1- 0		2- 0		
3- 5		0- 1		0- 2		AWAY		1- 1		0- 0		2- 1		
0- 0		0- 0		0- 0		NEUTRAL		0- 0		0- 0		0- 0		
RPI	S	Opponent		Score	RPI	S	Opponent		Score	RPI	S	Opponent		Score
8	A	North Carolina		0 3	27	A	Florida St.		0 3	54	H	Notre Dame		0 3
25	H	Penn St.		0 3	27	H	Florida St.		1 3	55	H	Hofstra		0 3
					30	N	Iowa St.		0 3	59	H	Duke		1 3
					45	A	UNI		0 3	76	A	North Carolina St.		2 3
					49	A	Georgia Tech		0 3	76	H	North Carolina St.		0 3
										97	H	UConn		1 3
										99	A	Miami (FL)		3 1
										99	H	Miami (FL)		1 3

Non-Div. I Games:

Syracuse

Average RPI Win: 252		WON-LOST RECORD		WINNING PCT. RANK		LAST 10 GAMES		STRENGTH OF SCHEDULE		OPP. STRENGTH OF SCHEDULE		TEAM RPI		ADJ RPI		CONF. RPI		ADJ CONF. RPI	
DIV. I ONLY		13- 13		.5 173		5- 5		250		243		209		.47207 208		23		23	
DIV. I NON-CONF.		6- 8		.42857 207		0- 1		220		245		225		.45622 225		23		23	
TOTALS		RPI 1-25		RPI 26-50		W-L RECORDS		RPI 51-100		RPI 101-150		RPI 150+							
13- 13		0- 0		0- 0		OVERALL		0- 4		1- 1		12- 8							
4- 3		0- 0		0- 0		HOME		0- 0		0- 1		4- 2							
5- 6		0- 0		0- 0		AWAY		0- 2		1- 0		4- 4							
4- 4		0- 0		0- 0		NEUTRAL		0- 2		0- 0		4- 2							
6- 8		0- 0		0- 0		NON-CONFERENCE		0- 4		0- 0		6- 4							
0- 1		0- 0		0- 0		HOME		0- 0		0- 0		0- 1							
2- 3		0- 0		0- 0		AWAY		0- 2		0- 0		2- 1							
4- 4		0- 0		0- 0		NEUTRAL		0- 2		0- 0		4- 2							
7- 5		0- 0		0- 0		CONFERENCE		0- 0		1- 1		6- 4							
4- 2		0- 0		0- 0		HOME		0- 0		0- 1		4- 1							
3- 3		0- 0		0- 0		AWAY		0- 0		1- 0		2- 3							
0- 0		0- 0		0- 0		NEUTRAL		0- 0		0- 0		0- 0							
RPI	S	Opponent		Score	RPI	S	Opponent		Score	RPI	S	Opponent		Score					
							68 N	South Carolina	0 3			126 A	Albany (NY)	3 0					
							73 N	New Mexico St.	1 3			126 H	Albany (NY)	1 3					
							88 A	Northeastern	0 3			158 A	New Hampshire	1 3					
							90 A	Col. of Charleston	0 3			158 H	New Hampshire	3 1					
												167 A	St. John's (NY)	0 3					
												193 A	UMBC	0 3					
												193 H	UMBC	1 3					
												201 H	Cornell	2 3					
												241 N	Central Conn. St.	3 0					
												247 A	Stony Brook	1 3					
												247 H	Stony Brook	3 1					
												258 A	Brown	3 1					
												263 N	UT Martin	1 3					
												264 N	La Salle	0 3					
												271 N	Fordham	3 1					
												272 N	Niagara	3 0					
												278 A	UMass Lowell	3 0					
												278 H	UMass Lowell	3 2					
												279 A	Siena	3 1					
												285 A	Hartford	3 0					
												285 H	Hartford	3 0					
												300 N	Presbyterian	3 1					
LAST 10 GAMES																			
							158 A	New Hampshire	1 3			126 A	Albany (NY)	3 0					
							247 H	Stony Brook	3 1			158 H	New Hampshire	3 1					
							193 H	UMBC	1 3			201 H	Cornell	2 3					
							285 A	Hartford	3 0			193 A	UMBC	0 3					
							278 A	UMass Lowell	3 0			247 A	Stony Brook	1 3					

Non-Div. I Games:

Binghamton

Non-Div. I Games:

Wofford

RPI	S	Opponent	Score	
320	N	Norfolk St.	3	0
328	N	Delaware St.	3	0

Wofford

W
o
f
f
o
r
d

W
o
f
f
o
r
d

Average RPI Win: 240		WON-LOST RECORD		WINNING PCT. RANK		LAST 10 GAMES		STRENGTH OF SCHEDULE		OPP. STRENGTH OF SCHEDULE		TEAM RPI		ADJ RPI		CONF. RPI		ADJ CONF. RPI	
Average RPI Loss: 129		11- 17		.39286 221		3- 7		171		163		207		.4709 210		15		15	
DIV. I ONLY		11- 17		.39286 221		3- 7		171		163		207		.4709 210		15		15	
DIV. I NON-CONF.		6- 6		.5 168		0- 0		129		170		150		.5114 149		15		15	
TOTALS		RPI 1-25		RPI 26-50		W-L RECORDS		RPI 51-100		RPI 101-150		RPI 150+							
11- 17		0- 2		0- 1		OVERALL		0- 4		1- 3		10- 7							
3- 5		0- 0		0- 1		HOME		0- 1		1- 2		2- 1							
3- 9		0- 1		0- 0		AWAY		0- 2		0- 1		3- 5							
5- 3		0- 1		0- 0		NEUTRAL		0- 1		0- 0		5- 1							
6- 6		0- 2		0- 0		NON-CONFERENCE		0- 2		0- 0		6- 2							
0- 0		0- 0		0- 0		HOME		0- 0		0- 0		0- 0							
1- 3		0- 1		0- 0		AWAY		0- 1		0- 0		1- 1							
5- 3		0- 1		0- 0		NEUTRAL		0- 1		0- 0		5- 1							
5- 11		0- 0		0- 1		CONFERENCE		0- 2		1- 3		4- 5							
3- 5		0- 0		0- 1		HOME		0- 1		1- 2		2- 1							
2- 6		0- 0		0- 0		AWAY		0- 1		0- 1		2- 4							
0- 0		0- 0		0- 0		NEUTRAL		0- 0		0- 0		0- 0							
RPI S	Opponent	Score		RPI S	Opponent	Score		RPI S	Opponent	Score		RPI S	Opponent	Score					
5 N	Florida	0	3	46 H	Miami (OH)	0	3	51 A	UCF	2	3	116 H	Bowling Green	0	3				
11 A	Michigan St.	0	3					57 N	Southern Ill.	0	3	136 H	Ohio	3	2				
								67 A	Northern Ill.	1	3	143 A	Toledo	0	3				
								67 H	Northern Ill.	0	3	143 H	Toledo	0	3				
												175 N	Duquesne	3	0				
												183 A	Valparaiso	3	1				
												185 A	IUPUI	0	3				
												192 A	Kent St.	0	3				
												194 A	Western Mich.	0	3				
												194 H	Western Mich.	3	2				
												203 A	Ball St.	2	3				
												203 H	Ball St.	2	3				
												219 N	Central Ark.	0	3				
												248 A	Eastern Mich.	3	2				
												248 H	Eastern Mich.	3	2				
												257 N	UNC Asheville	3	0				
												289 A	Akron	2	3				
												294 N	Southeast Mo. St.	3	1				
												296 N	South Dakota St.	3	0				
												303 A	Buffalo	3	2				
												307 N	Morgan St.	3	1				
				LAST 10 GAMES															
				136 H Ohio				143 H Toledo				0				3			
				248 A Eastern Mich.				289 A Akron				2				3			
				67 A Northern Ill.				303 A Buffalo				3				2			
				194 A Western Mich.				116 H Bowling Green				0				3			
				203 H Ball St.				46 H Miami (OH)				0				3			

Non-Div. I Games:

Central Mich.

U
M
E
S

UMES

Average RPI Win: 204		WON-LOST	WINNING	LAST 10	STRENGTH OF		OPP. STRENGTH	TEAM	ADJ		CONF.	ADJ CONF.			
Average RPI Loss: 157		RECORD	PCT. RANK	GAMES	SCHEDULE		OF SCHEDULE	RPI	RPI		RPI	RPI			
DIV. I ONLY		10- 18	.35714	243	2- 8		134	201	212		.46889	21			
DIV. I NON-CONF.		4- 8	.33333	244	0- 0		149	94	214		.47034	24			
<hr/>															
TOTALS		RPI 1-25		RPI 26-50		W-L RECORDS		RPI 51-100		RPI 101-150		RPI 150+			
10- 18		0- 0		0- 3		OVERALL		1- 3		1- 0		8- 12			
6- 3		0- 0		0- 0		HOME		1- 0		0- 0		5- 3			
2- 11		0- 0		0- 2		AWAY		0- 2		1- 0		1- 7			
2- 4		0- 0		0- 1		NEUTRAL		0- 1		0- 0		2- 2			
4- 8		0- 0		0- 3		NON-CONFERENCE		0- 2		1- 0		3- 3			
1- 0		0- 0		0- 0		HOME		0- 0		0- 0		1- 0			
1- 4		0- 0		0- 2		AWAY		0- 1		1- 0		0- 1			
2- 4		0- 0		0- 1		NEUTRAL		0- 1		0- 0		2- 2			
6- 10		0- 0		0- 0		CONFERENCE		1- 1		0- 0		5- 9			
5- 3		0- 0		0- 0		HOME		1- 0		0- 0		4- 3			
1- 7		0- 0		0- 0		AWAY		0- 1		0- 0		1- 6			
0- 0		0- 0		0- 0		NEUTRAL		0- 0		0- 0		0- 0			
RPI	S	Opponent	Score	RPI	S	Opponent	Score	RPI	S	Opponent	Score				
				34	A	Cincinnati	0 3	68	A	South Carolina	0 3	121	A	Auburn	3 1
				46	A	Miami (OH)	0 3	72	N	Pacific	1 3	154	A	UNCG	0 3
				49	N	Georgia Tech	0 3	100	A	ETSU	1 3	154	H	UNCG	3 1
								100	H	ETSU	3 2	159	A	Samford	1 3
												159	H	Samford	3 1
												166	A	Chattanooga	1 3
												166	H	Chattanooga	0 3
												171	N	Liberty	1 3
												195	A	Mercer	0 3
												195	H	Mercer	2 3
												209	A	Wofford	3 1
												209	H	Wofford	0 3
												221	N	Clemson	3 2
												231	N	USC Upstate	3 0
												235	A	Davidson	0 3
												237	N	Winthrop	2 3
												266	A	Western Caro.	0 3
												266	H	Western Caro.	3 0
												281	H	Charlotte	3 1
												297	A	The Citadel	2 3
												297	H	The Citadel	3 1
<hr/>															
LAST 10 GAMES															
				166	A	Chattanooga	1 3	166	H	Chattanooga	0 3				
				100	A	ETSU	1 3	159	A	Samford	1 3				
				159	H	Samford	3 1	209	A	Wofford	3 1				
				195	H	Mercer	2 3	297	A	The Citadel	2 3				
				266	A	Western Caro.	0 3	195	A	Mercer	0 3				

Non-Div. I Games:

Furman

Average RPI Win: 229		WON-LOST	WINNING	LAST 10	STRENGTH OF		OPP. STRENGTH	TEAM	ADJ	CONF.	ADJ CONF.
Average RPI Loss: 124		RECORD	PCT. RANK	GAMES	SCHEDULE		OF SCHEDULE	RPI	RPI	RPI	RPI
DIV. I ONLY		8- 22	.26667	279	1- 9		72	189	214	.46865	213
DIV. I NON-CONF.		6- 8	.42857	207	0- 0		91	257	158	.50479	158
TOTALS		RPI 1-25	RPI 26-50		W-L RECORDS		RPI 51-100		RPI 101-150		RPI 150+
8- 22	0- 0	0- 3		OVERALL		0- 4		0- 8		8- 7	
0- 9	0- 0	0- 1		HOME		0- 1		0- 3		0- 4	
5- 10	0- 0	0- 2		AWAY		0- 1		0- 4		5- 3	
3- 3	0- 0	0- 0		NEUTRAL		0- 2		0- 1		3- 0	
6- 8	0- 0	0- 1		NON-CONFERENCE		0- 2		0- 2		6- 3	
0- 1	0- 0	0- 0		HOME		0- 0		0- 0		0- 1	
3- 4	0- 0	0- 1		AWAY		0- 0		0- 1		3- 2	
3- 3	0- 0	0- 0		NEUTRAL		0- 2		0- 1		3- 0	
2- 14	0- 0	0- 2		CONFERENCE		0- 2		0- 6		2- 4	
0- 8	0- 0	0- 1		HOME		0- 1		0- 3		0- 3	
2- 6	0- 0	0- 1		AWAY		0- 1		0- 3		2- 1	
0- 0	0- 0	0- 0		NEUTRAL		0- 0		0- 0		0- 0	
RPI S	Opponent	Score	RPI S	Opponent	Score	RPI S	Opponent	Score	RPI S	Opponent	Score
			31 A	Dayton	0 3	57 N	Southern Ill.	1 3	102 A	Northern Ky.	0 3
			44 A	Cleveland St.	0 3	63 N	Loyola Marymount	0 3	102 H	Northern Ky.	1 3
			44 H	Cleveland St.	0 3	79 A	Green Bay	0 3	118 N	Murray St.	2 3
						79 H	Green Bay	1 3	123 A	Oakland	0 3
									123 H	Oakland	2 3
									130 A	High Point	0 3
									138 A	Milwaukee	0 3
									138 H	Milwaukee	1 3
									154 A	UNCG	3 1
									175 H	Duquesne	2 3
									183 A	Valparaiso	3 2
									183 H	Valparaiso	1 3
									188 A	Ill.-Chicago	3 2
									188 H	Ill.-Chicago	0 3
									189 A	Elon	1 3
									199 A	Wright St.	0 3
									199 H	Wright St.	0 3
									203 N	Ball St.	3 0
									228 A	Fort Wayne	0 3
									249 N	Eastern Ky.	3 1
									253 A	Robert Morris	3 1
									289 A	Akron	3 0
									315 N	Canisius	3 1
LAST 10 GAMES											
			188 A	Ill.-Chicago	3 2	199 H	Wright St.	0 3			
			102 H	Northern Ky.	1 3	79 A	Green Bay	0 3			
			44 A	Cleveland St.	0 3	138 A	Milwaukee	0 3			
			123 A	Oakland	0 3	188 H	Ill.-Chicago	0 3			
			183 H	Valparaiso	1 3	102 A	Northern Ky.	0 3			

Non-Div. I Games:

Youngstown St.

Average RPI Win:	255	WON-LOST	WINNING	LAST 10	STRENGTH OF	OPP. STRENGTH	TEAM	ADJ	CONF.	ADJ CONF.			
Average RPI Loss:	139	RECORD	PCT. RANK	GAMES	SCHEDULE	OF SCHEDULE	RPI	RPI	RPI	RPI			
DIV. I ONLY	14- 12	.53846	151	1- 9	279	218	211	.46774	214	18	18		
DIV. I NON-CONF.	9- 1	.9	15	0- 1	323	270	153	.50717	155	17	17		
<hr/>													
TOTALS	RPI 1-25	RPI 26-50		W-L RECORDS		RPI 51-100		RPI 101-150		RPI 150+			
14- 12	0- 0	0- 0		OVERALL		0- 0		1- 10		13- 2			
3- 5	0- 0	0- 0		HOME		0- 0		1- 5		2- 0			
5- 7	0- 0	0- 0		AWAY		0- 0		0- 5		5- 2			
6- 0	0- 0	0- 0		NEUTRAL		0- 0		0- 0		6- 0			
<hr/>													
9- 1	0- 0	0- 0		NON-CONFERENCE		0- 0		0- 1		9- 0			
0- 0	0- 0	0- 0		HOME		0- 0		0- 0		0- 0			
3- 1	0- 0	0- 0		AWAY		0- 0		0- 1		3- 0			
6- 0	0- 0	0- 0		NEUTRAL		0- 0		0- 0		6- 0			
<hr/>													
5- 11	0- 0	0- 0		CONFERENCE		0- 0		1- 9		4- 2			
3- 5	0- 0	0- 0		HOME		0- 0		1- 5		2- 0			
2- 6	0- 0	0- 0		AWAY		0- 0		0- 4		2- 2			
0- 0	0- 0	0- 0		NEUTRAL		0- 0		0- 0		0- 0			
<hr/>													
RPI S	Opponent	Score	RPI S	Opponent	Score	RPI S	Opponent	Score	RPI S	Opponent	Score		
									106 A Sacramento St.			0	3
									106 H Sacramento St.			1	3
									108 A Northern Ariz.			0	3
									108 H Northern Ariz.			0	3
									112 H North Dakota			1	3
									125 A Utah Valley			2	3
									131 H Northern Colo.			2	3
									135 A Idaho St.			0	3
									135 H Idaho St.			0	3
									141 A Portland St.			0	3
									141 H Portland St.			3	1
									196 N Drake			3	1
									198 A Eastern Wash.			2	3
									205 H Idaho			3	1
									206 A Houston Baptist			3	0
									236 N Houston			3	1
									255 N Air Force			3	0
									259 A Montana St.			2	3
									275 A Montana			3	1
									284 N UL Lafayette			3	1
									287 A Cal St. Fullerton			3	1
									290 A Southern Utah			3	2
									290 H Southern Utah			3	0
									294 N Southeast Mo. St.			3	1
									297 N The Citadel			3	0
318 A Western Ill.			3	1									
<hr/>													
LAST 10 GAMES													
106 A Sacramento St.			0	3	135 H Idaho St.			0	3				
141 A Portland St.			0	3	198 A Eastern Wash.			2	3				
290 H Southern Utah			3	0	112 H North Dakota			1	3				
108 H Northern Ariz.			0	3	131 H Northern Colo.			2	3				
125 A Utah Valley			2	3	135 A Idaho St.			0	3				

Non-Div. I Games:

Weber St.

Average RPI Win: 242		WON-LOST RECORD		WINNING PCT. RANK		LAST 10 GAMES		STRENGTH OF SCHEDULE		OPP. STRENGTH OF SCHEDULE		TEAM RPI		ADJ RPI		CONF. RPI		ADJ CONF. RPI	
DIV. I ONLY		10- 16		.38462 230		3- 7		168		213		215		.46692 215		16		16	
DIV. I NON-CONF.		5- 7		.41667 212		0- 0		179		218		217		.46813 217		20		21	
TOTALS		RPI 1-25		RPI 26-50		W-L RECORDS		RPI 51-100		RPI 101-150		RPI 150+							
10- 16		0- 0		0- 0		OVERALL		0- 6		1- 3		9- 7							
7- 7		0- 0		0- 0		HOME		0- 4		0- 0		7- 3							
3- 6		0- 0		0- 0		AWAY		0- 2		1- 0		2- 4							
0- 3		0- 0		0- 0		NEUTRAL		0- 0		0- 3		0- 0							
5- 7		0- 0		0- 0		NON-CONFERENCE		0- 2		1- 3		4- 2							
4- 3		0- 0		0- 0		HOME		0- 2		0- 0		4- 1							
1- 1		0- 0		0- 0		AWAY		0- 0		1- 0		0- 1							
0- 3		0- 0		0- 0		NEUTRAL		0- 0		0- 3		0- 0							
5- 9		0- 0		0- 0		CONFERENCE		0- 4		0- 0		5- 5							
3- 4		0- 0		0- 0		HOME		0- 2		0- 0		3- 2							
2- 5		0- 0		0- 0		AWAY		0- 2		0- 0		2- 3							
0- 0		0- 0		0- 0		NEUTRAL		0- 0		0- 0		0- 0							
RPI	S	Opponent		Score	RPI	S	Opponent		Score	RPI	S	Opponent		Score					
							52 H	Temple	0 3			105 A	Delaware	3 1					
							75 H	Villanova	0 3			131 N	Northern Colo.	0 3					
							78 A	Princeton	0 3			143 N	Toledo	2 3					
							78 H	Princeton	2 3			148 N	North Florida	0 3					
							94 A	Yale	0 3			164 A	Columbia	2 3					
							94 H	Yale	0 3			164 H	Columbia	1 3					
												165 H	Howard	0 3					
												200 A	Harvard	3 0					
												200 H	Harvard	3 1					
												201 A	Cornell	2 3					
												201 H	Cornell	2 3					
												206 A	Houston Baptist	0 3					
												240 A	Dartmouth	3 2					
												240 H	Dartmouth	3 2					
												258 A	Brown	1 3					
												258 H	Brown	3 0					
												264 H	La Salle	3 0					
												274 H	George Mason	3 1					
												316 H	Bucknell	3 1					
												322 H	Lafayette	3 1					
LAST 10 GAMES																			
							201 H	Cornell	2 3			200 A	Harvard	3 0					
							164 H	Columbia	1 3			78 A	Princeton	0 3					
							94 A	Yale	0 3			258 H	Brown	3 0					
							258 A	Brown	1 3			94 H	Yale	0 3					
							240 A	Dartmouth	3 2			164 A	Columbia	2 3					

Non-Div. I Games:

Penn

Average RPI Win: 311		WON-LOST RECORD		WINNING PCT. RANK		LAST 10 GAMES		STRENGTH OF SCHEDULE		OPP. STRENGTH OF SCHEDULE		TEAM RPI		ADJ RPI		CONF. RPI		ADJ CONF. RPI	
Average RPI Loss: 152																			
DIV. I ONLY		19- 8		.7037 67		9- 1		321		323		217		.4656 217		32		32	
DIV. I NON-CONF.		3- 8		.27273 274		0- 1		257		237		283		.40345 282		32		32	
TOTALS		RPI 1-25		RPI 26-50		W-L RECORDS		RPI 51-100		RPI 101-150		RPI 150+							
19- 8		0- 0		0- 2		OVERALL		0- 1		0- 1		19- 4							
10- 5		0- 0		0- 0		HOME		0- 1		0- 0		10- 4							
8- 1		0- 0		0- 1		AWAY		0- 0		0- 0		8- 0							
1- 2		0- 0		0- 1		NEUTRAL		0- 0		0- 1		1- 0							
3- 8		0- 0		0- 2		NON-CONFERENCE		0- 1		0- 1		3- 4							
3- 5		0- 0		0- 0		HOME		0- 1		0- 0		3- 4							
0- 1		0- 0		0- 1		AWAY		0- 0		0- 0		0- 0							
0- 2		0- 0		0- 1		NEUTRAL		0- 0		0- 1		0- 0							
16- 0		0- 0		0- 0		CONFERENCE		0- 0		0- 0		16- 0							
7- 0		0- 0		0- 0		HOME		0- 0		0- 0		7- 0							
8- 0		0- 0		0- 0		AWAY		0- 0		0- 0		8- 0							
1- 0		0- 0		0- 0		NEUTRAL		0- 0		0- 0		1- 0							
RPI S	Opponent	Score		RPI S	Opponent	Score		RPI S	Opponent	Score		RPI S	Opponent	Score					
				26 A	Arizona	0	3	81 H	Towson	0	3	110 N	Pepperdine	0	3				
				39 N	SMU	0	3					197 H	Tennessee St.	2	3				
												211 H	UMES	0	3				
												244 A	Texas Southern	3	1				
												244 H	Texas Southern	3	0				
												273 H	Troy	1	3				
												277 H	UAB	0	3				
												304 A	Prairie View	3	0				
												304 H	Prairie View	3	0				
												306 A	Southern U.	3	0				
												309 A	Alabama A&M	3	0				
												309 H	Alabama A&M	3	1				
												312 H	Chicago St.	3	1				
												313 H	N.C. A&T	3	2				
												319 H	Ark.-Pine Bluff	3	0				
												319 N	Ark.-Pine Bluff	3	0				
												325 A	Jackson St.	3	1				
												325 H	Jackson St.	3	0				
												326 A	Grambling	3	0				
												326 H	Grambling	3	0				
												330 H	Savannah St.	3	0				
												332 A	Alcorn	3	0				
												334 A	Mississippi Val.	3	0				
												334 H	Mississippi Val.	3	0				
				LAST 10 GAMES															
				309 A	Alabama A&M	3	0	326 H	Grambling	3	0	334 A	Mississippi Val.	3	0				
				244 H	Texas Southern	3	0	319 H	Ark.-Pine Bluff	3	0	334 H	Mississippi Val.	3	0				
				304 H	Prairie View	3	0	277 H	UAB	0	3								
				334 A	Mississippi Val.	3	0	309 H	Alabama A&M	3	1								
				325 A	Jackson St.	3	1	304 A	Prairie View	3	0								

Non-Div. I Games:

Alabama St.

Average RPI Win:		291	WON-LOST RECORD		WINNING PCT. RANK	LAST 10 GAMES	STRENGTH OF SCHEDULE		OPP. STRENGTH OF SCHEDULE	TEAM RPI	ADJ RPI	CONF. RPI	ADJ CONF. RPI
Average RPI Loss:		140											
DIV. I ONLY			13- 14		.48148 184	7- 3	247		260	219	.46501 218	29	29
DIV. I NON-CONF.			3- 10		.23077 282	0- 0	170		106	256	.43313 254	29	29
TOTALS		RPI 1-25	RPI 26-50		W-L RECORDS		RPI 51-100		RPI 101-150		RPI 150+		
13- 14	0- 2		0- 1		OVERALL		0- 1		0- 3		13- 7		
8- 3	0- 1		0- 0		HOME		0- 0		0- 1		8- 1		
4- 7	0- 0		0- 1		AWAY		0- 0		0- 1		4- 5		
1- 4	0- 1		0- 0		NEUTRAL		0- 1		0- 1		1- 1		
3- 10	0- 2		0- 1		NON-CONFERENCE		0- 1		0- 3		3- 3		
2- 2	0- 1		0- 0		HOME		0- 0		0- 1		2- 0		
0- 4	0- 0		0- 1		AWAY		0- 0		0- 1		0- 2		
1- 4	0- 1		0- 0		NEUTRAL		0- 1		0- 1		1- 1		
10- 4	0- 0		0- 0		CONFERENCE		0- 0		0- 0		10- 4		
6- 1	0- 0		0- 0		HOME		0- 0		0- 0		6- 1		
4- 3	0- 0		0- 0		AWAY		0- 0		0- 0		4- 3		
0- 0	0- 0		0- 0		NEUTRAL		0- 0		0- 0		0- 0		
RPI S	Opponent	Score	RPI S	Opponent	Score	RPI S	Opponent	Score	RPI S	Opponent	Score		
5 H	Florida	0 3	29 A	Ohio St.	0 3	71 N	Wyoming	0 3	120 A	South Fla.	0 3		
6 N	BYU	0 3							124 H	Denver	0 3		
									134 N	Fresno St.	2 3		
									163 A	Sacred Heart	0 3		
									163 H	Sacred Heart	1 3		
									199 N	Wright St.	1 3		
									229 A	Bryant	0 3		
									229 H	Bryant	3 1		
									230 A	Boston College	1 3		
									230 A	Boston College	0 3		
									241 A	Central Conn. St.	3 2		
									241 H	Central Conn. St.	3 1		
									253 A	Robert Morris	0 3		
									253 H	Robert Morris	3 1		
									295 N	Stetson	3 1		
									305 H	NJIT	3 0		
									305 H	NJIT	3 1		
									308 A	St. Francis Brooklyn	3 1		
									308 H	St. Francis Brooklyn	3 1		
									321 A	Saint Francis (PA)	3 2		
									321 H	Saint Francis (PA)	3 1		
									327 A	Fairleigh Dickinson	3 0		
									327 H	Fairleigh Dickinson	3 0		
LAST 10 GAMES													
			253 H	Robert Morris	3 1		163 A	Sacred Heart	0 3				
			321 H	Saint Francis (PA)	3 1		327 A	Fairleigh Dickinson	3 0				
			241 A	Central Conn. St.	3 2		241 H	Central Conn. St.	3 1				
			229 A	Bryant	0 3		229 H	Bryant	3 1				
			308 H	St. Francis Brooklyn	3 1		253 A	Robert Morris	0 3				

Non-Div. I Games:

LIU Brooklyn

Average RPI Win: 260		WON-LOST	WINNING	LAST 10	STRENGTH OF		OPP. STRENGTH	TEAM	ADJ		CONF.	ADJ CONF.
Average RPI Loss: 170		RECORD	PCT. RANK	GAMES	SCHEDULE		OF SCHEDULE	RPI	RPI		RPI	RPI
DIV. I ONLY		15- 13	.53571	155	7- 3		284	259	220	.46428	219	28
DIV. I NON-CONF.		6- 6	.5	168	0- 0		251	239	222	.46205	222	25
<hr/>												
TOTALS		RPI 1-25		RPI 26-50		W-L RECORDS		RPI 51-100		RPI 101-150		RPI 150+
15- 13		0- 0		0- 0		OVERALL		0- 4		0- 0		15- 9
6- 5		0- 0		0- 0		HOME		0- 1		0- 0		6- 4
5- 6		0- 0		0- 0		AWAY		0- 2		0- 0		5- 4
4- 2		0- 0		0- 0		NEUTRAL		0- 1		0- 0		4- 1
6- 6		0- 0		0- 0		NON-CONFERENCE		0- 3		0- 0		6- 3
1- 2		0- 0		0- 0		HOME		0- 0		0- 0		1- 2
1- 2		0- 0		0- 0		AWAY		0- 2		0- 0		1- 0
4- 2		0- 0		0- 0		NEUTRAL		0- 1		0- 0		4- 1
9- 7		0- 0		0- 0		CONFERENCE		0- 1		0- 0		9- 6
5- 3		0- 0		0- 0		HOME		0- 1		0- 0		5- 2
4- 4		0- 0		0- 0		AWAY		0- 0		0- 0		4- 4
0- 0		0- 0		0- 0		NEUTRAL		0- 0		0- 0		0- 0
RPI	S	Opponent	Score	RPI	S	Opponent	Score	RPI	S	Opponent	Score	
						51 A UCF	1 3			153 A Sam Houston St.	0 3	
						53 A Arkansas St.	0 3			153 H Sam Houston St.	3 1	
						66 N Tulsa	1 3			162 A SFA	0 3	
						70 H A&M-Corpus Christi	0 3			162 H SFA	3 0	
										173 N Belmont	2 3	
										187 A Memphis	3 1	
										206 A Houston Baptist	1 3	
										210 N Central Mich.	3 0	
										226 H Oral Roberts	1 3	
										245 H Incarnate Word	1 3	
										246 H Abilene Christian	3 1	
										251 A Northwestern St.	3 2	
										251 H Northwestern St.	0 3	
										257 N UNC Asheville	3 1	
										263 N UT Martin	3 0	
										269 A Lamar University	2 3	
										283 H La.-Monroe	2 3	
										286 A McNeese	3 1	
										302 A Southeastern La.	3 1	
										302 H Southeastern La.	3 0	
										312 N Chicago St.	3 1	
										317 A Nicholls St.	3 1	
										324 H New Orleans	3 0	
										332 H Alcorn	3 0	
LAST 10 GAMES												
						162 H SFA	3 0			153 A Sam Houston St.	0 3	
						153 H Sam Houston St.	3 1			162 A SFA	0 3	
						251 A Northwestern St.	3 2			324 H New Orleans	3 0	
						302 A Southeastern La.	3 1			302 H Southeastern La.	3 0	
						246 H Abilene Christian	3 1			206 A Houston Baptist	1 3	

Non-Div. I Games:

Central Ark.

Average RPI Win: 298		WON-LOST RECORD	WINNING PCT. RANK	LAST 10 GAMES	STRENGTH OF SCHEDULE	OPP. STRENGTH OF SCHEDULE	TEAM RPI	ADJ RPI	CONF. RPI	ADJ CONF. RPI	
Average RPI Loss: 154											
DIV. I ONLY		13- 16	.44828 198	6- 4	184	303	218	.46396 220	30	30	
DIV. I NON-CONF.		1- 10	.09091 313	1- 0	51	157	231	.45301 230	31	31	
<hr/>											
TOTALS		RPI 1-25	RPI 26-50		W-L RECORDS		RPI 51-100		RPI 101-150		RPI 150+
13- 16		0- 1	0- 1		OVERALL		0- 3		0- 4		13- 7
7- 3		0- 0	0- 0		HOME		0- 0		0- 2		7- 1
6- 7		0- 0	0- 0		AWAY		0- 2		0- 1		6- 4
0- 6		0- 1	0- 1		NEUTRAL		0- 1		0- 1		0- 2
1- 10		0- 1	0- 1		NON-CONFERENCE		0- 3		0- 2		1- 3
0- 1		0- 0	0- 0		HOME		0- 0		0- 1		0- 0
1- 3		0- 0	0- 0		AWAY		0- 2		0- 0		1- 1
0- 6		0- 1	0- 1		NEUTRAL		0- 1		0- 1		0- 2
12- 6		0- 0	0- 0		CONFERENCE		0- 0		0- 2		12- 4
7- 2		0- 0	0- 0		HOME		0- 0		0- 1		7- 1
5- 4		0- 0	0- 0		AWAY		0- 0		0- 1		5- 3
0- 0		0- 0	0- 0		NEUTRAL		0- 0		0- 0		0- 0
RPI S	Opponent	Score		RPI S	Opponent	Score		RPI S	Opponent	Score	
11 N	Michigan St.	0	3	48 N	Indiana	0	3	58 N	James Madison	1	3
								64 A	FGCU	0	3
								92 A	San Diego St.	0	3
								124 N	Denver	0	3
								132 A	Fairfield	0	3
								132 H	Fairfield	1	3
								137 H	Army West Point	0	3
								177 N	Colgate	0	3
								191 N	South Ala.	1	3
								201 A	Cornell	1	3
								261 A	Quinnipiac	2	3
								261 H	Quinnipiac	3	0
								262 A	Rider	0	3
								262 H	Rider	3	1
								272 A	Niagara	3	2
								272 H	Niagara	3	2
								279 A	Siena	1	3
								279 H	Siena	3	0
								299 A	Manhattan	3	0
								299 H	Manhattan	0	3
								305 A	NJIT	3	1
								314 A	Iona	3	1
								314 H	Iona	3	0
								315 A	Canisius	3	1
								315 H	Canisius	3	2
								331 A	Saint Peter's	3	0
								331 H	Saint Peter's	3	0
LAST 10 GAMES											
				262 A	Rider	0	3	272 A	Niagara	3	2
				331 A	Saint Peter's	3	0	261 H	Quinnipiac	3	0
				314 H	Iona	3	0	305 A	NJIT	3	1
				299 H	Manhattan	0	3	279 A	Siena	1	3
				315 A	Canisius	3	1	132 A	Fairfield	0	3

Non-Div. I Games:

Marist

Average RPI Win:	173	WON-LOST	WINNING	LAST 10	STRENGTH OF	OPP. STRENGTH	TEAM	ADJ	CONF.	ADJ CONF.			
Average RPI Loss:	116	RECORD	PCT. RANK	GAMES	SCHEDULE	OF SCHEDULE	RPI	RPI	RPI	RPI			
DIV. I ONLY	6- 22	.21429	300	1- 9	68	112	221	.46354	221	9	8		
DIV. I NON-CONF.	5- 7	.41667	212	0- 0	53	196	123	.52914	125	6	6		
<hr/>													
TOTALS	RPI 1-25	RPI 26-50		W-L RECORDS	RPI 51-100		RPI 101-150		RPI 150+				
6- 22	0- 3	0- 4		OVERALL	1- 5		2- 1		3- 9				
4- 10	0- 1	0- 2		HOME	1- 2		1- 1		2- 4				
0- 10	0- 2	0- 2		AWAY	0- 3		0- 0		0- 3				
2- 2	0- 0	0- 0		NEUTRAL	0- 0		1- 0		1- 2				
<hr/>													
5- 7	0- 1	0- 0		NON-CONFERENCE	1- 2		2- 1		2- 3				
3- 3	0- 0	0- 0		HOME	1- 1		1- 1		1- 1				
0- 2	0- 1	0- 0		AWAY	0- 1		0- 0		0- 0				
2- 2	0- 0	0- 0		NEUTRAL	0- 0		1- 0		1- 2				
<hr/>													
1- 15	0- 2	0- 4		CONFERENCE	0- 3		0- 0		1- 6				
1- 7	0- 1	0- 2		HOME	0- 1		0- 0		1- 3				
0- 8	0- 1	0- 2		AWAY	0- 2		0- 0		0- 3				
0- 0	0- 0	0- 0		NEUTRAL	0- 0		0- 0		0- 0				
<hr/>													
RPI S	Opponent	Score	RPI S	Opponent	Score	RPI S	Opponent	Score	RPI S	Opponent	Score		
8 A	North Carolina	0 3	32 A	Pittsburgh	0 3	59 A	Duke	0 3	112 H	North Dakota	1 3		
8 H	North Carolina	1 3	32 H	Pittsburgh	0 3	68 A	South Carolina	1 3	130 H	High Point	3 1		
25 A	Penn St.	0 3	49 A	Georgia Tech	0 3	76 A	North Carolina St.	0 3	133 N	Rhode Island	3 0		
			49 H	Georgia Tech	0 3	76 H	North Carolina St.	0 3	165 N	Howard	1 3		
						93 H	Tulane	0 3	170 A	Virginia Tech	0 3		
						100 H	ETSU	3 2	170 H	Virginia Tech	1 3		
									207 H	Syracuse	1 3		
									209 H	Wofford	3 2		
									212 N	Furman	2 3		
									226 H	William & Mary	2 3		
									230 H	Boston College	3 2		
									234 A	Virginia	0 3		
									234 H	Virginia	1 3		
									237 N	Winthrop	3 2		
									239 A	Wake Forest	2 3		
<hr/>													
LAST 10 GAMES													
76 A North Carolina St.						0 3	49 A Georgia Tech						0 3
8 A North Carolina						0 3	239 A Wake Forest						2 3
170 H Virginia Tech						1 3	59 A Duke						0 3
32 H Pittsburgh						0 3	230 H Boston College						3 2
234 H Virginia						1 3	207 H Syracuse						1 3

Non-Div. I Games:

Clemson

UTEP

Average RPI Win: 244		WON-LOST RECORD		WINNING PCT. RANK		LAST 10 GAMES		STRENGTH OF SCHEDULE		OPP. STRENGTH OF SCHEDULE		TEAM RPI		ADJ RPI		CONF. RPI		ADJ CONF. RPI	
DIV. I ONLY		8- 20		.28571 270		4- 6		116		154		222		.46279 222		14		14	
DIV. I NON-CONF.		3- 11		.21429 288		1- 0		133		148		241		.44128 241		16		16	
TOTALS		RPI 1-25		RPI 26-50		W-L RECORDS		RPI 51-100		RPI 101-150		RPI 150+							
8- 20		0- 2		0- 0		OVERALL		0- 8		1- 3		7- 7							
4- 6		0- 2		0- 0		HOME		0- 3		1- 1		3- 0							
2- 10		0- 0		0- 0		AWAY		0- 5		0- 2		2- 3							
2- 4		0- 0		0- 0		NEUTRAL		0- 0		0- 0		2- 4							
3- 11		0- 1		0- 0		NON-CONFERENCE		0- 2		1- 3		2- 5							
1- 2		0- 1		0- 0		HOME		0- 0		1- 1		0- 0							
0- 5		0- 0		0- 0		AWAY		0- 2		0- 2		0- 1							
2- 4		0- 0		0- 0		NEUTRAL		0- 0		0- 0		2- 4							
5- 9		0- 1		0- 0		CONFERENCE		0- 6		0- 0		5- 2							
3- 4		0- 1		0- 0		HOME		0- 3		0- 0		3- 0							
2- 5		0- 0		0- 0		AWAY		0- 3		0- 0		2- 2							
0- 0		0- 0		0- 0		NEUTRAL		0- 0		0- 0		0- 0							
RPI S	Opponent	Score		RPI S	Opponent	Score		RPI S	Opponent	Score		RPI S	Opponent	Score					
16 H	Western Ky.	0	3					69 A	UTSA	2	3	106 H	Sacramento St.	0	3				
23 H	Texas A&M	0	3					69 H	UTSA	2	3	112 A	North Dakota	0	3				
								73 A	New Mexico St.	0	3	142 A	Texas Tech	0	3				
								77 A	Rice	2	3	150 H	UTRGV	3	1				
								77 H	Rice	1	3	152 N	New Mexico	2	3				
								87 A	Oklahoma	0	3	159 N	Samford	1	3				
								96 A	Marshall	0	3	168 A	UT Arlington	1	3				
								98 H	Southern Miss.	0	3	172 N	UMKC	0	3				
												176 H	Fla. Atlantic	3	1				
												179 A	North Texas	0	3				
												226 N	Oral Roberts	1	3				
												233 H	FIU	3	2				
												252 A	Louisiana Tech	1	3				
												260 N	Bradley	3	1				
												276 A	Middle Tenn.	3	0				
												277 A	UAB	3	2				
												281 H	Charlotte	3	0				
												296 N	South Dakota St.	3	1				
				LAST 10 GAMES															
				96 A	Marshall	0	3	252 A	Louisiana Tech	1	3								
				176 H	Fla. Atlantic	3	1	77 H	Rice	1	3								
				233 H	FIU	3	2	16 H	Western Ky.	0	3								
				150 H	UTRGV	3	1	69 A	UTSA	2	3								
				276 A	Middle Tenn.	3	0	179 A	North Texas	0	3								

Non-Div. I Games:

UTEP

Average RPI Win: 277		WON-LOST	WINNING	LAST 10	STRENGTH OF		OPP. STRENGTH	TEAM	ADJ		CONF.	ADJ CONF.	
Average RPI Loss: 125		RECORD	PCT. RANK	GAMES	SCHEDULE		OF SCHEDULE	RPI	RPI		RPI	RPI	
DIV. I ONLY		9- 18	.33333	253	5- 5		144	209	223	.46155	223	17	20
DIV. I NON-CONF.		4- 9	.30769	257	1- 0		150	197	228	.45515	227	18	18
TOTALS		RPI 1-25	RPI 26-50		W-L RECORDS		RPI 51-100		RPI 101-150		RPI 150+		
9- 18	0- 1	0- 1		OVERALL		0- 5		0- 6		9- 5			
4- 6	0- 0	0- 0		HOME		0- 2		0- 2		4- 2			
3- 8	0- 1	0- 0		AWAY		0- 2		0- 4		3- 1			
2- 4	0- 0	0- 1		NEUTRAL		0- 1		0- 0		2- 2			
4- 9	0- 1	0- 1		NON-CONFERENCE		0- 1		0- 2		4- 4			
1- 2	0- 0	0- 0		HOME		0- 0		0- 0		1- 2			
1- 3	0- 1	0- 0		AWAY		0- 0		0- 2		1- 0			
2- 4	0- 0	0- 1		NEUTRAL		0- 1		0- 0		2- 2			
5- 9	0- 0	0- 0		CONFERENCE		0- 4		0- 4		5- 1			
3- 4	0- 0	0- 0		HOME		0- 2		0- 2		3- 0			
2- 5	0- 0	0- 0		AWAY		0- 2		0- 2		2- 1			
0- 0	0- 0	0- 0		NEUTRAL		0- 0		0- 0		0- 0			
RPI S	Opponent	Score		RPI S	Opponent	Score		RPI S	Opponent	Score			
5 A	Florida	0 3		46 N	Miami (OH)	0 3		64 A	FGCU	0 3			
								64 H	FGCU	0 3			
								65 A	Lipscomb	0 3			
								65 H	Lipscomb	0 3			
								96 N	Marshall	0 3			
								101 A	UNCW	1 3			
								109 A	Kennesaw St.	0 3			
								109 H	Kennesaw St.	2 3			
								121 A	Auburn	0 3			
								148 A	North Florida	1 3			
								148 H	North Florida	2 3			
								187 N	Memphis	0 3			
								188 H	Ill.-Chicago	0 3			
								216 N	Florida A&M	0 3			
								231 A	USC Upstate	0 3			
								231 H	USC Upstate	3 1			
								235 N	Davidson	3 1			
								237 N	Winthrop	3 1			
								281 H	Charlotte	1 3			
								288 A	Bethune-Cookman	3 1			
								295 A	Stetson	3 1			
								295 H	Stetson	3 2			
								300 H	Presbyterian	3 0			
								305 A	NJIT	3 1			
								305 H	NJIT	3 0			
LAST 10 GAMES													
109 A Kennesaw St.				0	3	295 H Stetson				3	2		
65 A Lipscomb				0	3	148 A North Florida				1	3		
305 H NJIT				3	0	288 A Bethune-Cookman				3	1		
231 H USC Upstate				3	1	295 A Stetson				3	1		
64 H FGCU				0	3	64 A FGCU				0	3		

Non-Div. I Games:

Jacksonville

Average RPI Win:	236	WON-LOST RECORD	WINNING PCT. RANK	LAST 10 GAMES		STRENGTH OF SCHEDULE	OPP. STRENGTH OF SCHEDULE	TEAM RPI	ADJ RPI	CONF. RPI	ADJ CONF. RPI
Average RPI Loss:	116										
DIV. I ONLY		10- 18	.35714 243	2- 8		180	137	224	.46138 224	11	11
DIV. I NON-CONF.		6- 6	.5 168	0- 0		232	231	210	.47165 210	11	11
TOTALS	RPI 1-25	RPI 26-50		W-L RECORDS		RPI 51-100		RPI 101-150		RPI 150+	
10- 18	0- 0	0- 5		OVERALL		1- 2		0- 5		9- 6	
3- 6	0- 0	0- 2		HOME		0- 1		0- 1		3- 2	
3- 10	0- 0	0- 3		AWAY		0- 1		0- 3		3- 3	
4- 2	0- 0	0- 0		NEUTRAL		1- 0		0- 1		3- 1	
6- 6	0- 0	0- 0		NON-CONFERENCE		1- 0		0- 3		5- 3	
1- 1	0- 0	0- 0		HOME		0- 0		0- 0		1- 1	
1- 3	0- 0	0- 0		AWAY		0- 0		0- 2		1- 1	
4- 2	0- 0	0- 0		NEUTRAL		1- 0		0- 1		3- 1	
4- 12	0- 0	0- 5		CONFERENCE		0- 2		0- 2		4- 3	
2- 5	0- 0	0- 2		HOME		0- 1		0- 1		2- 1	
2- 7	0- 0	0- 3		AWAY		0- 1		0- 1		2- 2	
0- 0	0- 0	0- 0		NEUTRAL		0- 0		0- 0		0- 0	
RPI S Opponent Score			RPI S Opponent Score			RPI S Opponent Score			RPI S Opponent Score		
			37 A Wichita St.	0	3	57 A Southern Ill.	0	3	101 N UNCW	0	3
			37 H Wichita St.	1	3	57 H Southern Ill.	1	3	115 A Illinois St.	0	3
			45 A UNI	1	3	96 N Marshall	3	2	115 H Illinois St.	0	3
			47 A Missouri St.	0	3				119 A Butler	1	3
			47 H Missouri St.	0	3				139 A West Virginia	2	3
									157 A Loyola Chicago	3	1
									157 H Loyola Chicago	2	3
									159 A Samford	3	0
									179 A North Texas	0	3
									191 N South Ala.	2	3
									194 H Western Mich.	2	3
									196 A Drake	0	3
									254 A Evansville	3	2
									254 H Evansville	3	0
									260 A Bradley	1	3
									260 H Bradley	3	1
									267 N Morehead St.	3	0
									284 N UL Lafayette	3	2
									310 H Eastern Ill.	3	1
									317 N Nicholls St.	3	0
			LAST 10 GAMES								
			37 A Wichita St.	0	3	115 H Illinois St.	0	3			
			47 A Missouri St.	0	3	260 A Bradley	1	3			
			57 H Southern Ill.	1	3	157 A Loyola Chicago	3	1			
			254 H Evansville	3	0	47 H Missouri St.	0	3			
			196 A Drake	0	3	37 H Wichita St.	1	3			

Non-Div. I Games:

Indiana St.

Average RPI Win:		279	WON-LOST RECORD		WINNING PCT. RANK	LAST 10 GAMES	STRENGTH OF SCHEDULE		OPP. STRENGTH OF SCHEDULE	TEAM RPI	ADJ RPI	CONF. RPI	ADJ CONF. RPI
Average RPI Loss:		126											
DIV. I ONLY		15- 17			.46875 191	4- 6	259		237	225	.45959 225	22	22
DIV. I NON-CONF.		8- 8			.5 168	1- 0	247		251	221	.46289 221	19	19
TOTALS		RPI 1-25	RPI 26-50		W-L RECORDS		RPI 51-100		RPI 101-150		RPI 150+		
15- 17	0- 2	0- 2		OVERALL		0- 5		0- 2		15- 6			
9- 7	0- 0	0- 1		HOME		0- 3		0- 1		9- 2			
5- 7	0- 1	0- 1		AWAY		0- 1		0- 0		5- 4			
1- 3	0- 1	0- 0		NEUTRAL		0- 1		0- 1		1- 0			
8- 8	0- 2	0- 0		NON-CONFERENCE		0- 3		0- 2		8- 1			
6- 2	0- 0	0- 0		HOME		0- 1		0- 1		6- 0			
1- 3	0- 1	0- 0		AWAY		0- 1		0- 0		1- 1			
1- 3	0- 1	0- 0		NEUTRAL		0- 1		0- 1		1- 0			
7- 9	0- 0	0- 2		CONFERENCE		0- 2		0- 0		7- 5			
3- 5	0- 0	0- 1		HOME		0- 2		0- 0		3- 2			
4- 4	0- 0	0- 1		AWAY		0- 0		0- 0		4- 3			
0- 0	0- 0	0- 0		NEUTRAL		0- 0		0- 0		0- 0			
RPI S	Opponent	Score	RPI S	Opponent	Score	RPI S	Opponent	Score	RPI S	Opponent	Score		
8 N	North Carolina	0 3	42 A	Coastal Caro.	0 3	53 H	Arkansas St.	0 3	139 N	West Virginia	0 3		
25 A	Penn St.	0 3	42 H	Coastal Caro.	0 3	62 A	Alabama	0 3	148 H	North Florida	1 3		
						68 H	South Carolina	2 3	168 H	UT Arlington	1 3		
						83 H	Texas St.	0 3	191 A	South Ala.	0 3		
						100 N	ETSU	0 3	191 H	South Ala.	3 2		
									202 H	Little Rock	2 3		
									237 A	Winthrop	2 3		
									239 H	Wake Forest	3 1		
									250 A	Georgia St.	3 1		
									250 H	Georgia St.	3 1		
									273 A	Troy	3 2		
									273 H	Troy	3 0		
									280 H	Charleston So.	3 1		
									283 A	La.-Monroe	0 3		
									284 A	UL Lafayette	3 2		
									293 H	Jacksonville St.	3 0		
									297 H	The Citadel	3 2		
									298 A	Appalachian St.	3 2		
									298 A	Appalachian St.	0 3		
									300 N	Presbyterian	3 1		
									303 H	Buffalo	3 2		
									330 A	Savannah St.	3 1		
									330 H	Savannah St.	3 1		
			LAST 10 GAMES										
			250 H	Georgia St.	3 1	42 H	Coastal Caro.	0 3					
			250 A	Georgia St.	3 1	202 H	Little Rock	2 3					
			298 A	Appalachian St.	3 2	53 H	Arkansas St.	0 3					
			298 A	Appalachian St.	0 3	330 A	Savannah St.	3 1					
			42 A	Coastal Caro.	0 3	83 H	Texas St.	0 3					

Non-Div. I Games:

Ga. Southern

Average RPI Win: 226		WON-LOST	WINNING	LAST 10	STRENGTH OF	OPP. STRENGTH	TEAM	ADJ	CONF.	ADJ CONF.				
Average RPI Loss: 120		RECORD	PCT. RANK	GAMES	SCHEDULE	OF SCHEDULE	RPI	RPI	RPI	RPI				
DIV. I ONLY		8- 21	.27586	274	0- 10	121	144	227	.45947	226	8	9		
DIV. I NON-CONF.		6- 7	.46154	190	0- 0	253	273	236	.44791	236	12	12		
<hr/>														
TOTALS		RPI 1-25		RPI 26-50		W-L RECORDS		RPI 51-100		RPI 101-150		RPI 150+		
8- 21	0- 0	0- 0		OVERALL		1- 10		1- 4		6- 7				
5- 7	0- 0	0- 0		HOME		1- 4		1- 1		3- 2				
1- 10	0- 0	0- 0		AWAY		0- 6		0- 2		1- 2				
2- 4	0- 0	0- 0		NEUTRAL		0- 0		0- 1		2- 3				
<hr/>														
6- 7	0- 0	0- 0		NON-CONFERENCE		0- 1		0- 1		6- 5				
3- 1	0- 0	0- 0		HOME		0- 0		0- 0		3- 1				
1- 2	0- 0	0- 0		AWAY		0- 1		0- 0		1- 1				
2- 4	0- 0	0- 0		NEUTRAL		0- 0		0- 1		2- 3				
<hr/>														
2- 14	0- 0	0- 0		CONFERENCE		1- 9		1- 3		0- 2				
2- 6	0- 0	0- 0		HOME		1- 4		1- 1		0- 1				
0- 8	0- 0	0- 0		AWAY		0- 5		0- 2		0- 1				
0- 0	0- 0	0- 0		NEUTRAL		0- 0		0- 0		0- 0				
<hr/>														
RPI S	Opponent	Score	RPI S	Opponent	Score	RPI S	Opponent	Score	RPI S	Opponent	Score			
						55 A Hofstra	1	3	101 A UNCW	0	3			
						55 H Hofstra	0	3	101 H UNCW	3	2			
						58 A James Madison	0	3	105 A Delaware	0	3			
						58 H James Madison	1	3	105 H Delaware	2	3			
						68 A South Carolina	1	3	130 N High Point	2	3			
						81 A Towson	0	3	160 H VCU	2	3			
						81 H Towson	0	3	173 A Belmont	0	3			
						88 A Northeastern	0	3	189 A Elon	0	3			
						88 H Northeastern	2	3	189 H Elon	0	3			
						90 A Col. of Charleston	0	3	195 N Mercer	1	3			
						90 H Col. of Charleston	3	1	209 N Wofford	2	3			
									221 A Clemson	3	2			
									235 N Davidson	3	2			
									250 N Georgia St.	0	3			
						266 H Western Caro.	3	0						
						281 H Charlotte	3	1						
						282 N Gardner-Webb	3	0						
						329 H Coppin St.	3	0						
						LAST 10 GAMES								
						105 H Delaware	2	3	189 H Elon	0	3			
						81 H Towson	0	3	88 H Northeastern	2	3			
						90 A Col. of Charleston	0	3	55 H Hofstra	0	3			
						101 A UNCW	0	3	81 A Towson	0	3			
						58 H James Madison	1	3	105 A Delaware	0	3			

Non-Div. I Games:

William & Mary

Average RPI Win:	248	WON-LOST	WINNING	LAST 10	STRENGTH OF	OPP. STRENGTH	TEAM	ADJ	CONF.	ADJ CONF.	
Average RPI Loss:	165	RECORD	PCT. RANK	GAMES	SCHEDULE	OF SCHEDULE	RPI	RPI	RPI	RPI	
DIV. I ONLY	16- 14	.53333	161	5- 5	302	225	227	.45947	226	25	25
DIV. I NON-CONF.	8- 6	.57143	138	0- 0	284	207	216	.46917	216	22	22
<hr/>											
TOTALS	RPI 1-25	RPI 26-50		W-L RECORDS		RPI 51-100		RPI 101-150		RPI 150+	
16- 14	0- 0	0- 0		OVERALL		0- 4		1- 2		15- 8	
6- 3	0- 0	0- 0		HOME		0- 1		1- 0		5- 2	
4- 8	0- 0	0- 0		AWAY		0- 3		0- 2		4- 3	
6- 3	0- 0	0- 0		NEUTRAL		0- 0		0- 0		6- 3	
<hr/>											
8- 6	0- 0	0- 0		NON-CONFERENCE		0- 2		0- 1		8- 3	
1- 0	0- 0	0- 0		HOME		0- 0		0- 0		1- 0	
1- 3	0- 0	0- 0		AWAY		0- 2		0- 1		1- 0	
6- 3	0- 0	0- 0		NEUTRAL		0- 0		0- 0		6- 3	
<hr/>											
8- 8	0- 0	0- 0		CONFERENCE		0- 2		1- 1		7- 5	
5- 3	0- 0	0- 0		HOME		0- 1		1- 0		4- 2	
3- 5	0- 0	0- 0		AWAY		0- 1		0- 1		3- 3	
0- 0	0- 0	0- 0		NEUTRAL		0- 0		0- 0		0- 0	
<hr/>											
RPI S	Opponent	Score	RPI S	Opponent	Score	RPI S	Opponent	Score	RPI S	Opponent	Score
						66 A	Tulsa	1 3	124 A	Denver	0 3
						87 A	Oklahoma	0 3	124 H	Denver	3 2
						91 A	South Dakota	0 3	142 A	Texas Tech	1 3
						91 H	South Dakota	0 3	162 N	SFA	2 3
									172 N	UMKC	0 3
									181 H	Arkansas	3 0
									185 A	IUPUI	1 3
									185 H	IUPUI	3 0
									204 A	North Dakota St.	1 3
									204 H	North Dakota St.	1 3
									219 A	Central Ark.	3 1
									222 N	UTEP	3 1
									228 A	Fort Wayne	3 0
									228 H	Fort Wayne	3 0
									245 N	Incarnate Word	3 0
									246 N	Abilene Christian	3 0
									251 N	Northwestern St.	3 2
									252 N	Louisiana Tech	1 3
									268 A	Omaha	2 3
									268 H	Omaha	2 3
			LAST 10 GAMES			283 N	La.-Monroe	3 0			
						296 A	South Dakota St.	3 2			
						296 H	South Dakota St.	3 0			
						318 A	Western Ill.	3 0			
						318 H	Western Ill.	3 0			
						332 N	Alcorn	3 0			
						185 H	IUPUI	3 0			
						228 H	Fort Wayne	3 0			
						268 A	Omaha	2 3			
						124 A	Denver	0 3			
			LAST 10 GAMES			318 A	Western Ill.	3 0			
						185 A	IUPUI	1 3			
						296 A	South Dakota St.	3 2			
						204 H	North Dakota St.	1 3			
						91 H	South Dakota	0 3			
						228 A	Fort Wayne	3 0			
						185 A	IUPUI	1 3			
						296 A	South Dakota St.	3 2			
						296 H	South Dakota St.	3 0			
						318 A	Western Ill.	3 0			

Non-Div. I Games:

Oral Roberts

Average RPI Win:	235	WON-LOST RECORD	WINNING PCT. RANK	LAST 10 GAMES	STRENGTH OF SCHEDULE	OPP. STRENGTH OF SCHEDULE	TEAM RPI	ADJ RPI	CONF. RPI	ADJ CONF. RPI		
DIV. I ONLY		13- 17	.43333	202	4- 6	230	221	226	.45925	228	25	25
DIV. I NON-CONF.		4- 10	.28571	269	0- 1	166	174	238	.44547	238	22	22
<hr/>												
TOTALS	RPI 1-25	RPI 26-50		W-L RECORDS		RPI 51-100		RPI 101-150		RPI 150+		
13- 17	0- 0	0- 0		OVERALL		1- 3		1- 6		11- 8		
9- 4	0- 0	0- 0		HOME		1- 0		1- 1		7- 3		
3- 10	0- 0	0- 0		AWAY		0- 2		0- 3		3- 5		
1- 3	0- 0	0- 0		NEUTRAL		0- 1		0- 2		1- 0		
<hr/>												
4- 10	0- 0	0- 0		NON-CONFERENCE		0- 2		0- 5		4- 3		
3- 2	0- 0	0- 0		HOME		0- 0		0- 1		3- 1		
0- 5	0- 0	0- 0		AWAY		0- 1		0- 2		0- 2		
1- 3	0- 0	0- 0		NEUTRAL		0- 1		0- 2		1- 0		
<hr/>												
9- 7	0- 0	0- 0		CONFERENCE		1- 1		1- 1		7- 5		
6- 2	0- 0	0- 0		HOME		1- 0		1- 0		4- 2		
3- 5	0- 0	0- 0		AWAY		0- 1		0- 1		3- 3		
0- 0	0- 0	0- 0		NEUTRAL		0- 0		0- 0		0- 0		
<hr/>												
RPI	S	Opponent	Score	RPI	S	Opponent	Score	RPI	S	Opponent	Score	
				55 A Hofstra 2 3				102 N Northern Ky. 0 3				
				91 A South Dakota 2 3				104 N American 1 3				
				91 H South Dakota 3 0				116 A Bowling Green 0 3				
				96 N Marshall 0 3				118 H Murray St. 1 3				
								124 A Denver 1 3				
								124 H Denver 3 0				
								143 A Toledo 1 3				
								183 H Valparaiso 1 3				
								185 A IUPUI 2 3				
								185 H IUPUI 3 0				
								194 A Western Mich. 2 3				
								203 H Ball St. 3 2				
								204 A North Dakota St. 3 2				
								204 H North Dakota St. 2 3				
								213 H Youngstown St. 3 0				
								226 A Oral Roberts 0 3				
								226 H Oral Roberts 0 3				
								247 A Stony Brook 2 3				
								248 H Eastern Mich. 3 0				
								268 A Omaha 3 2				
				268 H Omaha 3 1								
				296 A South Dakota St. 1 3								
				296 H South Dakota St. 3 1								
				318 A Western Ill. 3 0								
				318 H Western Ill. 3 0								
				321 N Saint Francis (PA) 3 1								
<hr/>												
				LAST 10 GAMES								
				226 A Oral Roberts 0 3				124 A Denver 1 3				
				91 H South Dakota 3 0				183 H Valparaiso 1 3				
				204 H North Dakota St. 2 3				268 H Omaha 3 1				
				185 H IUPUI 3 0				318 H Western Ill. 3 0				
				296 A South Dakota St. 1 3				185 A IUPUI 2 3				

Non-Div. I Games:

Fort Wayne

B
r
y
a
n
t

Bryant

RPI	S	Opponent	Score	
308	H	St. Francis Brooklyn	3	0
311	N	Hampton	3	0
321	A	Saint Francis (PA)	3	1
321	H	Saint Francis (PA)	3	1
327	A	Fairleigh Dickinson	3	1
327	H	Fairleigh Dickinson	3	0

B
r
y
a
n
t


























B
r
y
a
n
t

Bryant

Average RPI Win: 248		WON-LOST	WINNING	LAST 10	STRENGTH OF		OPP. STRENGTH	TEAM	ADJ	CONF.	ADJ CONF.
Average RPI Loss: 102		RECORD	PCT. RANK	GAMES	SCHEDULE		OF SCHEDULE	RPI	RPI	RPI	RPI
DIV. I ONLY		8- 18	.30769	265	3- 7		163	113	230	.45837	230
DIV. I NON-CONF.		5- 5	.5	168	0- 0		233	248	215	.46989	215
TOTALS		RPI 1-25	RPI 26-50		W-L RECORDS		RPI 51-100		RPI 101-150		RPI 150+
8- 18	0- 2	0- 3		OVERALL		0- 6		0- 2		8- 5	
7- 10	0- 1	0- 1		HOME		0- 4		0- 2		7- 2	
1- 8	0- 1	0- 2		AWAY		0- 2		0- 0		1- 3	
0- 0	0- 0	0- 0		NEUTRAL		0- 0		0- 0		0- 0	
5- 5	0- 0	0- 0		NON-CONFERENCE		0- 1		0- 1		5- 3	
5- 4	0- 0	0- 0		HOME		0- 1		0- 1		5- 2	
0- 1	0- 0	0- 0		AWAY		0- 0		0- 0		0- 1	
0- 0	0- 0	0- 0		NEUTRAL		0- 0		0- 0		0- 0	
3- 13	0- 2	0- 3		CONFERENCE		0- 5		0- 1		3- 2	
2- 6	0- 1	0- 1		HOME		0- 3		0- 1		2- 0	
1- 7	0- 1	0- 2		AWAY		0- 2		0- 0		1- 2	
0- 0	0- 0	0- 0		NEUTRAL		0- 0		0- 0		0- 0	
RPI S	Opponent	Score	RPI S	Opponent	Score	RPI S	Opponent	Score	RPI S	Opponent	Score
8 A	North Carolina	0 3	27 A	Florida St.	0 3	54 H	Notre Dame	0 3	134 H	Fresno St.	0 3
8 H	North Carolina	2 3	27 H	Florida St.	1 3	59 H	Duke	1 3	149 H	Louisville	2 3
			49 A	Georgia Tech	1 3	76 A	North Carolina St.	1 3	158 H	New Hampshire	2 3
						88 H	Northeastern	0 3	169 H	Georgia	2 3
						99 A	Miami (FL)	0 3	200 A	Harvard	2 3
						99 H	Miami (FL)	1 3	207 A	Syracuse	1 3
									207 H	Syracuse	3 1
									218 H	LIU Brooklyn	3 0
									218 H	LIU Brooklyn	3 1
									221 A	Clemson	2 3
									234 A	Virginia	3 2
									239 H	Wake Forest	3 1
									262 H	Rider	3 2
									278 H	UMass Lowell	3 2
									327 H	Fairleigh Dickinson	3 0
			LAST 10 GAMES								
			99 H	Miami (FL)	1 3	59 H	Duke	1 3			
			27 H	Florida St.	1 3	76 A	North Carolina St.	1 3			
			234 A	Virginia	3 2	8 A	North Carolina	0 3			
			207 H	Syracuse	3 1	221 A	Clemson	2 3			
			239 H	Wake Forest	3 1	49 A	Georgia Tech	1 3			

Non-Div. I Games:

Boston College

Average RPI Win: 258		WON-LOST	WINNING	LAST 10	STRENGTH OF		OPP. STRENGTH	TEAM	ADJ	CONF.	ADJ CONF.
Average RPI Loss: 150		RECORD	PCT. RANK	GAMES	SCHEDULE		OF SCHEDULE	RPI	RPI	RPI	RPI
DIV. I ONLY		12- 18	.4	218	3- 7		204	242	231	.4563	231
DIV. I NON-CONF.		7- 9	.4375	205	0- 0		230	276	233	.45223	232
TOTALS		RPI 1-25	RPI 26-50		W-L RECORDS		RPI 51-100		RPI 101-150		RPI 150+
12- 18	0- 0	0- 0		OVERALL		0- 7		1- 4		11- 7	
5- 5	0- 0	0- 0		HOME		0- 2		0- 2		5- 1	
4- 8	0- 0	0- 0		AWAY		0- 3		1- 1		3- 4	
3- 5	0- 0	0- 0		NEUTRAL		0- 2		0- 1		3- 2	
7- 9	0- 0	0- 0		NON-CONFERENCE		0- 3		0- 1		7- 5	
2- 1	0- 0	0- 0		HOME		0- 0		0- 0		2- 1	
2- 3	0- 0	0- 0		AWAY		0- 1		0- 0		2- 2	
3- 5	0- 0	0- 0		NEUTRAL		0- 2		0- 1		3- 2	
5- 9	0- 0	0- 0		CONFERENCE		0- 4		1- 3		4- 2	
3- 4	0- 0	0- 0		HOME		0- 2		0- 2		3- 0	
2- 5	0- 0	0- 0		AWAY		0- 2		1- 1		1- 2	
0- 0	0- 0	0- 0		NEUTRAL		0- 0		0- 0		0- 0	
RPI S	Opponent	Score	RPI S	Opponent	Score	RPI S	Opponent	Score	RPI S	Opponent	Score
						64 A	FGCU	0 	109 A	Kennesaw St.	0 
						64 H	FGCU	2 	109 H	Kennesaw St.	2 
						65 A	Lipscomb	1 	140 N	Austin Peay	2 
						65 H	Lipscomb	2 	148 A	North Florida	3 0
						81 N	Towson	2 	148 H	North Florida	0 
						100 A	ETSU	0 	171 A	Liberty	0 
						100 N	ETSU	1 	171 N	Liberty	3 2
									195 A	Mercer	1 
									209 A	Wofford	3 2
									212 N	Furman	0 
									223 A	Jacksonville	1 
									223 H	Jacksonville	3 0
									235 A	Davidson	3 1
									273 N	Troy	2 
									281 H	Charlotte	3 2
									282 H	Gardner-Webb	2 
									295 A	Stetson	3 2
									295 H	Stetson	3 0
									300 H	Presbyterian	3 2
									305 A	NJIT	1 
									305 H	NJIT	3 2
									311 N	Hampton	3 0
									327 N	Fairleigh Dickinson	3 1
LAST 10 GAMES											
						295 H	Stetson	3 0	65 H	Lipscomb	2 
						64 H	FGCU	2 	305 A	NJIT	1 
						148 A	North Florida	3 0	65 A	Lipscomb	1 
						223 A	Jacksonville	1 	109 A	Kennesaw St.	0 
						109 H	Kennesaw St.	2 	223 H	Jacksonville	3 0

Non-Div. I Games: Limestone 3 0

USC Upstate

Average RPI Win:	247	WON-LOST	WINNING	LAST 10	STRENGTH OF	OPP. STRENGTH	TEAM	ADJ	CONF.	ADJ CONF.		
Average RPI Loss:	146	RECORD	PCT. RANK	GAMES	SCHEDULE	OF SCHEDULE	RPI	RPI	RPI	RPI		
DIV. I ONLY		11- 18	.37931	231	5- 5	200	208	232	.45624	232	19	17
DIV. I NON-CONF.		7- 8	.46667	187	1- 1	193	184	198	.47951	198	21	20
<hr/>												
TOTALS	RPI 1-25	RPI 26-50		W-L RECORDS		RPI 51-100		RPI 101-150		RPI 150+		
11- 18	0- 0	0- 2		OVERALL		0- 4		1- 4		10- 8		
4- 7	0- 0	0- 0		HOME		0- 2		0- 2		4- 3		
3- 9	0- 0	0- 2		AWAY		0- 1		1- 1		2- 5		
4- 2	0- 0	0- 0		NEUTRAL		0- 1		0- 1		4- 0		
7- 8	0- 0	0- 1		NON-CONFERENCE		0- 3		1- 2		6- 2		
1- 3	0- 0	0- 0		HOME		0- 2		0- 1		1- 0		
2- 3	0- 0	0- 1		AWAY		0- 0		1- 0		1- 2		
4- 2	0- 0	0- 0		NEUTRAL		0- 1		0- 1		4- 0		
4- 10	0- 0	0- 1		CONFERENCE		0- 1		0- 2		4- 6		
3- 4	0- 0	0- 0		HOME		0- 0		0- 1		3- 3		
1- 6	0- 0	0- 1		AWAY		0- 1		0- 1		1- 3		
0- 0	0- 0	0- 0		NEUTRAL		0- 0		0- 0		0- 0		
RPI	S	Opponent	Score	RPI	S	Opponent	Score	RPI	S	Opponent	Score	
				31	A	Dayton	1 3	107	H	Tennessee	0 3	
				41	A	Washington St.	0 3	133	A	Rhode Island	1 3	
								81	N	Towson	0 3	
								82	A	Saint Louis	0 3	
								146	A	Seton Hall	3 1	
								147	N	Northwestern	0 3	
								160	A	VCU	0 3	
								160	H	VCU	1 3	
								175	H	Duquesne	2 3	
								193	H	UMBC	3 2	
								205	N	Idaho	3 0	
								211	N	UMES	3 0	
								234	A	Virginia	0 3	
								235	A	Davidson	2 3	
								235	H	Davidson	3 0	
								242	A	Lehigh	2 3	
								264	H	La Salle	3 0	
								271	A	Fordham	1 3	
								271	H	Fordham	0 3	
								274	A	George Mason	3 2	
								274	H	George Mason	3 2	
								301	A	Loyola Maryland	3 1	
								303	N	Buffalo	3 2	
								315	N	Canisius	3 0	
				LAST 10 GAMES								
				274	H	George Mason	3 2	193	H	UMBC	3 2	
				271	A	Fordham	1 3	235	H	Davidson	3 0	
				133	A	Rhode Island	1 3	160	H	VCU	1 3	
				175	H	Duquesne	2 3	274	A	George Mason	3 2	
				264	H	La Salle	3 0	242	A	Lehigh	2 3	

Non-Div. I Games:

George Washington

Average RPI Win:		185	WON-LOST		WINNING		LAST 10		STRENGTH OF		OPP. STRENGTH		TEAM	ADJ		CONF.	ADJ CONF.	
Average RPI Loss:		100	RECORD		PCT. RANK		GAMES		SCHEDULE		OF SCHEDULE		RPI	RPI		RPI	RPI	
DIV. I ONLY			7- 21		.25 286		3- 7		141		64		234	.45561		234	9	8
DIV. I NON-CONF.			3- 9		.25 280		0- 0		102		33		207	.47241		207	6	6
TOTALS		RPI 1-25		RPI 26-50		W-L RECORDS		RPI 51-100		RPI 101-150		RPI 150+						
7- 21		0- 1		0- 7		OVERALL		1- 7		2- 1		4- 5						
3- 8		0- 0		0- 2		HOME		0- 2		0- 1		3- 3						
4- 7		0- 1		0- 3		AWAY		1- 1		2- 0		1- 2						
0- 6		0- 0		0- 2		NEUTRAL		0- 4		0- 0		0- 0						
3- 9		0- 1		0- 3		NON-CONFERENCE		0- 4		1- 1		2- 0						
2- 1		0- 0		0- 0		HOME		0- 0		0- 1		2- 0						
1- 2		0- 1		0- 1		AWAY		0- 0		1- 0		0- 0						
0- 6		0- 0		0- 2		NEUTRAL		0- 4		0- 0		0- 0						
4- 12		0- 0		0- 4		CONFERENCE		1- 3		1- 0		2- 5						
1- 7		0- 0		0- 2		HOME		0- 2		0- 0		1- 3						
3- 5		0- 0		0- 2		AWAY		1- 1		1- 0		1- 2						
0- 0		0- 0		0- 0		NEUTRAL		0- 0		0- 0		0- 0						
RPI	S	Opponent		Score		RPI	S	Opponent		Score		RPI	S	Opponent		Score		
18	A	Kentucky		0	3	27	H	Florida St.		0	3	54	A	Notre Dame		3	2	
						32	A	Pittsburgh		0	3	59	A	Duke		1	3	
						35	N	Marquette		0	3	59	H	Duke		2	3	
						38	A	Baylor		0	3	82	N	Saint Louis		2	3	
						41	N	Washington St.		0	3	90	N	Col. of Charleston		2	3	
						49	A	Georgia Tech		0	3	97	N	UConn		0	3	
						49	H	Georgia Tech		0	3	98	N	Southern Miss.		0	3	
												99	H	Miami (FL)		0	3	

Non-Div. I Games:

Virginia

Average RPI Win: 232		WON-LOST	WINNING	LAST 10	STRENGTH OF		OPP. STRENGTH	TEAM	ADJ	CONF.	ADJ CONF.
Average RPI Loss: 155		RECORD	PCT. RANK	GAMES	SCHEDULE		OF SCHEDULE	RPI	RPI	RPI	RPI
DIV. I ONLY		10- 18	.35714	243	3- 7		195	187	236	.45407	235
DIV. I NON-CONF.		5- 9	.35714	236	1- 0		246	182	255	.43328	253
TOTALS		RPI 1-25	RPI 26-50		W-L RECORDS		RPI 51-100		RPI 101-150		RPI 150+
10- 18	0- 0	0- 2		OVERALL		0- 4		1- 1		9- 11	
6- 6	0- 0	0- 1		HOME		0- 1		0- 1		6- 3	
4- 6	0- 0	0- 1		AWAY		0- 2		1- 0		3- 3	
0- 6	0- 0	0- 0		NEUTRAL		0- 1		0- 0		0- 5	
5- 9	0- 0	0- 0		NON-CONFERENCE		0- 2		1- 0		4- 7	
3- 2	0- 0	0- 0		HOME		0- 0		0- 0		3- 2	
2- 1	0- 0	0- 0		AWAY		0- 1		1- 0		1- 0	
0- 6	0- 0	0- 0		NEUTRAL		0- 1		0- 0		0- 5	
5- 9	0- 0	0- 2		CONFERENCE		0- 2		0- 1		5- 4	
3- 4	0- 0	0- 1		HOME		0- 1		0- 1		3- 1	
2- 5	0- 0	0- 1		AWAY		0- 1		0- 0		2- 3	
0- 0	0- 0	0- 0		NEUTRAL		0- 0		0- 0		0- 0	
RPI S	Opponent	Score	RPI S	Opponent	Score	RPI S	Opponent	Score	RPI S	Opponent	Score
			31 A	Dayton	0 3	68 A	South Carolina	0 3	101 A	UNCW	3 0
			31 H	Dayton	0 3	82 A	Saint Louis	1 3	133 H	Rhode Island	1 3
						82 H	Saint Louis	0 3	157 N	Loyola Chicago	2 3
						90 N	Col. of Charleston	0 3	160 A	VCU	1 3
									160 H	VCU	2 3
									171 H	Liberty	3 1
									175 A	Duquesne	2 3
									189 H	Elon	1 3
									212 H	Furman	3 0
									223 N	Jacksonville	1 3
									226 N	William & Mary	2 3
									231 H	USC Upstate	1 3
									232 A	George Washington	0 3
									232 H	George Washington	3 2
									237 N	Winthrop	0 3
									239 A	Wake Forest	3 1
									264 A	La Salle	3 2
									271 H	Fordham	3 0
									274 A	George Mason	3 0
									274 H	George Mason	3 2
									281 H	Charlotte	3 0
									282 N	Gardner-Webb	2 3
			LAST 10 GAMES								
			82 A	Saint Louis	1 3	232 A	George Washington	0 3			
			31 A	Dayton	0 3	274 A	George Mason	3 0			
			160 H	VCU	2 3	31 H	Dayton	0 3			
			271 H	Fordham	3 0	82 H	Saint Louis	0 3			
			133 H	Rhode Island	1 3	281 H	Charlotte	3 0			

Non-Div. I Games:

Davidson

Average RPI Win: 257		WON-LOST	WINNING	LAST 10	STRENGTH OF		OPP. STRENGTH	TEAM	ADJ	CONF.	ADJ CONF.
Average RPI Loss: 108		RECORD	PCT. RANK	GAMES	SCHEDULE		OF SCHEDULE	RPI	RPI	RPI	RPI
DIV. I ONLY		5- 22	.18519 309	0- 10	76		126	239	.45299 236	6	6
DIV. I NON-CONF.		5- 6	.45455 198	0- 0	168		269	202	.47688 202	9	10
TOTALS		RPI 1-25	RPI 26-50		W-L RECORDS		RPI 51-100		RPI 101-150		RPI 150+
5- 22	0- 0		0- 3		OVERALL		0- 11		0- 2		5- 6
3- 12	0- 0		0- 2		HOME		0- 5		0- 1		3- 4
1- 8	0- 0		0- 1		AWAY		0- 5		0- 1		1- 1
1- 2	0- 0		0- 0		NEUTRAL		0- 1		0- 0		1- 1
5- 6	0- 0		0- 0		NON-CONFERENCE		0- 2		0- 1		5- 3
3- 4	0- 0		0- 0		HOME		0- 1		0- 1		3- 2
1- 1	0- 0		0- 0		AWAY		0- 1		0- 0		1- 0
1- 1	0- 0		0- 0		NEUTRAL		0- 0		0- 0		1- 1
0- 16	0- 0		0- 3		CONFERENCE		0- 9		0- 1		0- 3
0- 8	0- 0		0- 2		HOME		0- 4		0- 0		0- 2
0- 7	0- 0		0- 1		AWAY		0- 4		0- 1		0- 1
0- 1	0- 0		0- 0		NEUTRAL		0- 1		0- 0		0- 0
RPI S	Opponent	Score	RPI S	Opponent	Score	RPI S	Opponent	Score	RPI S	Opponent	Score
			34 H Cincinnati	0	3	51 N UCF	0	3	120 A South Fla.	1	3
			39 A SMU	0	3	52 A Temple	1	3	135 H Idaho St.	1	3
			39 H SMU	0	3	52 H Temple	0	3	182 H San Jose St.	2	3
						66 A Tulsa	0	3	184 H East Carolina	0	3
						66 H Tulsa	2	3	187 A Memphis	0	3
						77 A Rice	0	3	187 H Memphis	2	3
						93 A Tulane	0	3	206 A Houston Baptist	3	0
						93 H Tulane	1	3	206 H Houston Baptist	0	3
						94 H Yale	0	3	214 N Weber St.	1	3
						97 A UConn	0	3	244 H Texas Southern	3	1
						97 H UConn	1	3	269 H Lamar University	3	2
									283 H La.-Monroe	3	2
									284 N UL Lafayette	3	1
LAST 10 GAMES											
			187 H Memphis	2	3	39 A SMU	0	3			
			93 A Tulane	0	3	187 A Memphis	0	3			
			97 H UConn	1	3	93 H Tulane	1	3			
			52 H Temple	0	3	184 H East Carolina	0	3			
			66 A Tulsa	0	3	34 H Cincinnati	0	3			

Non-Div. I Games:

Houston

Average RPI Win: 256		WON-LOST	WINNING	LAST 10	STRENGTH OF		OPP. STRENGTH	TEAM	ADJ		CONF.	ADJ CONF.			
Average RPI Loss: 190		RECORD	PCT. RANK	GAMES	SCHEDULE		OF SCHEDULE	RPI	RPI		RPI	RPI			
DIV. I ONLY		15- 17	.46875	191	6- 4		266	280	235		.45153	237	24	24	
DIV. I NON-CONF.		9- 7	.5625	145	0- 0		289	284	224		.45644	224	27	27	
<hr/>															
TOTALS		RPI 1-25		RPI 26-50		W-L RECORDS		RPI 51-100		RPI 101-150		RPI 150+			
15- 17		0- 0		0- 0		OVERALL		0- 1		1- 5		14- 11			
5- 6		0- 0		0- 0		HOME		0- 0		0- 2		5- 4			
5- 8		0- 0		0- 0		AWAY		0- 1		1- 3		4- 4			
5- 3		0- 0		0- 0		NEUTRAL		0- 0		0- 0		5- 3			
9- 7		0- 0		0- 0		NON-CONFERENCE		0- 1		0- 2		9- 4			
3- 0		0- 0		0- 0		HOME		0- 0		0- 0		3- 0			
1- 4		0- 0		0- 0		AWAY		0- 1		0- 2		1- 1			
5- 3		0- 0		0- 0		NEUTRAL		0- 0		0- 0		5- 3			
6- 10		0- 0		0- 0		CONFERENCE		0- 0		1- 3		5- 7			
2- 6		0- 0		0- 0		HOME		0- 0		0- 2		2- 4			
4- 4		0- 0		0- 0		AWAY		0- 0		1- 1		3- 3			
0- 0		0- 0		0- 0		NEUTRAL		0- 0		0- 0		0- 0			
RPI	S	Opponent	Score	RPI	S	Opponent	Score	RPI	S	Opponent	Score	RPI	S	Opponent	Score
								68	A	South Carolina	0 3	101	A	UNCW	0 3
												122	A	Radford	0 3
												122	H	Radford	0 3
												130	A	High Point	3 0
												130	H	High Point	0 3
												139	A	West Virginia	0 3
												171	A	Liberty	2 3
												171	H	Liberty	1 3
												180	A	Campbell	3 2
												180	H	Campbell	0 3
												193	A	UMBC	0 3
												212	N	Furman	3 2
												221	N	Clemson	2 3
												223	N	Jacksonville	1 3
												225	H	Ga. Southern	3 2
												235	N	Davidson	3 0
												240	N	Dartmouth	3 1
												253	N	Robert Morris	3 2
												257	A	UNC Asheville	1 3
												257	H	UNC Asheville	1 3
												266	H	Western Caro.	3 0
												280	A	Charleston So.	3 0
												280	H	Charleston So.	3 2
												282	A	Gardner-Webb	3 2
												282	H	Gardner-Webb	0 3
												289	N	Akron	0 3
												300	A	Presbyterian	2 3
<hr/>															
LAST 10 GAMES															
						257 H UNC Asheville	1 3					180 A Campbell	3 2		
						300 H Presbyterian	3 1					280 H Charleston So.	3 2		
						282 A Gardner-Webb	3 2					122 H Radford	0 3		
						280 A Charleston So.	3 0					171 H Liberty	1 3		
						130 A High Point	3 0					300 A Presbyterian	2 3		

Non-Div. I Games:

Winthrop

RPI	S	Opponent	Score	
300	H	Presbyterian	3	1
307	N	Morgan St.	3	0
323	A	N.C. Central	3	0
323	H	N.C. Central	3	0

Winthrop

W
i
n
t
h
r
o
p

W
i
n
t
h
r
o
p

Average RPI Win:	271	WON-LOST RECORD	WINNING PCT. RANK	LAST 10 GAMES	STRENGTH OF SCHEDULE	OPP. STRENGTH OF SCHEDULE	TEAM RPI	ADJ RPI	CONF. RPI	ADJ CONF. RPI			
DIV. I ONLY		13- 19	.40625	216	1- 9	249	184	237	.45099	238	10	10	
DIV. I NON-CONF.		12- 4	.75	50	0- 0	317	307	204	.47353	206	8	8	
<hr/>													
TOTALS	RPI 1-25	RPI 26-50		W-L RECORDS		RPI 51-100		RPI 101-150		RPI 150+			
13- 19	0- 2	0- 2		OVERALL		0- 3		0- 6		13- 6			
4- 6	0- 0	0- 1		HOME		0- 1		0- 3		4- 1			
3- 12	0- 2	0- 1		AWAY		0- 2		0- 3		3- 4			
6- 1	0- 0	0- 0		NEUTRAL		0- 0		0- 0		6- 1			
<hr/>													
12- 4	0- 0	0- 0		NON-CONFERENCE		0- 0		0- 0		12- 4			
3- 1	0- 0	0- 0		HOME		0- 0		0- 0		3- 1			
3- 2	0- 0	0- 0		AWAY		0- 0		0- 0		3- 2			
6- 1	0- 0	0- 0		NEUTRAL		0- 0		0- 0		6- 1			
<hr/>													
1- 15	0- 2	0- 2		CONFERENCE		0- 3		0- 6		1- 2			
1- 5	0- 0	0- 1		HOME		0- 1		0- 3		1- 0			
0- 10	0- 2	0- 1		AWAY		0- 2		0- 3		0- 2			
0- 0	0- 0	0- 0		NEUTRAL		0- 0		0- 0		0- 0			
<hr/>													
RPI S	Opponent	Score	RPI S	Opponent	Score	RPI S	Opponent	Score	RPI S	Opponent	Score		
17 A	Creighton	0 3	35 A	Marquette	0 3	75 A	Villanova	0 3	114 A	DePaul	0 3		
17 A	Creighton	0 3	35 H	Marquette	0 3	80 A	Xavier	0 3	114 H	DePaul	2 3		
						80 H	Xavier	1 3	119 A	Butler	0 3		
											119 H	Butler	1 3
											146 A	Seton Hall	0 3
											146 H	Seton Hall	1 3
											164 A	Columbia	0 3
											167 A	St. John's (NY)	0 3
											167 H	St. John's (NY)	3 1
											182 A	San Jose St.	0 3
											193 N	UMBC	1 3
											229 H	Bryant	3 2
											242 A	Lehigh	3 2
											243 A	Georgetown	1 3
											256 H	Holy Cross	3 0
											258 A	Brown	3 2
											261 H	Quinnipiac	2 3
											264 H	La Salle	3 1
											271 N	Fordham	3 1
											278 N	UMass Lowell	3 0
											285 N	Hartford	3 1
											299 N	Manhattan	3 0
					322 A	Lafayette	3 0						
					327 N	Fairleigh Dickinson	3 0						
					331 N	Saint Peter's	3 0						
<hr/>													
LAST 10 GAMES													
17 A Creighton						0 3	167 A St. John's (NY)						0 3
17 A Creighton						0 3	114 A DePaul						0 3
119 H Butler						1 3	35 A Marquette						0 3
80 H Xavier						1 3	167 H St. John's (NY)						3 1
146 A Seton Hall						0 3	146 H Seton Hall						1 3

Non-Div. I Games:

Providence

Average RPI Win:	202	WON-LOST	WINNING	LAST 10	STRENGTH OF	OPP. STRENGTH	TEAM	ADJ	CONF.	ADJ CONF.		
Average RPI Loss:	132	RECORD	PCT. RANK	GAMES	SCHEDULE	OF SCHEDULE	RPI	RPI	RPI	RPI		
DIV. I ONLY		9- 18	.33333	253	2- 8	217	108	243	.45034	239	9	8
DIV. I NON-CONF.		4- 7	.36364	233	0- 0	215	222	240	.44336	240	6	6
<hr/>												
TOTALS	RPI 1-25	RPI 26-50		W-L RECORDS		RPI 51-100		RPI 101-150		RPI 150+		
9- 18	0- 0	1- 2		OVERALL		1- 5		1- 3		6- 8		
6- 9	0- 0	1- 1		HOME		1- 2		0- 2		4- 4		
2- 8	0- 0	0- 1		AWAY		0- 2		1- 1		1- 4		
1- 1	0- 0	0- 0		NEUTRAL		0- 1		0- 0		1- 0		
<hr/>												
4- 7	0- 0	0- 0		NON-CONFERENCE		1- 1		0- 2		3- 4		
3- 4	0- 0	0- 0		HOME		1- 0		0- 1		2- 3		
0- 2	0- 0	0- 0		AWAY		0- 0		0- 1		0- 1		
1- 1	0- 0	0- 0		NEUTRAL		0- 1		0- 0		1- 0		
<hr/>												
5- 11	0- 0	1- 2		CONFERENCE		0- 4		1- 1		3- 4		
3- 5	0- 0	1- 1		HOME		0- 2		0- 1		2- 1		
2- 6	0- 0	0- 1		AWAY		0- 2		1- 0		1- 3		
0- 0	0- 0	0- 0		NEUTRAL		0- 0		0- 0		0- 0		
<hr/>												
RPI S	Opponent	Score	RPI S	Opponent	Score	RPI S	Opponent	Score	RPI S	Opponent	Score	
			32 A	Pittsburgh	0 3	54 A	Notre Dame	1 3	122 A	Radford	2 3	
			32 H	Pittsburgh	3 1	54 H	Notre Dame	0 3	130 H	High Point	1 3	
			49 H	Georgia Tech	2 3	59 A	Duke	1 3	149 A	Louisville	3 1	
						59 H	Duke	2 3	149 H	Louisville	0 3	
						68 N	South Carolina	2 3	157 H	Loyola Chicago	2 3	
						90 H	Col. of Charleston	3 0	170 A	Virginia Tech	0 3	
									170 H	Virginia Tech	0 3	
									207 A	Syracuse	2 3	
									209 H	Wofford	2 3	
									221 H	Clemson	3 2	
									225 A	Ga. Southern	1 3	
									230 A	Boston College	1 3	
									234 A	Virginia	3 1	
									234 H	Virginia	3 2	
									235 H	Davidson	1 3	
									276 H	Middle Tenn.	3 0	
									281 H	Charlotte	3 1	
									303 N	Buffalo	3 0	
<hr/>												
LAST 10 GAMES												
			170 A	Virginia Tech	0 3	207 A	Syracuse	2 3				
			32 A	Pittsburgh	0 3	221 H	Clemson	3 2				
			149 H	Louisville	0 3	49 H	Georgia Tech	2 3				
			54 H	Notre Dame	0 3	234 H	Virginia	3 2				
			230 A	Boston College	1 3	59 H	Duke	2 3				

Non-Div. I Games:

Wake Forest

Average RPI Win:	229	WON-LOST RECORD	WINNING PCT. RANK	LAST 10 GAMES	STRENGTH OF SCHEDULE	OPP. STRENGTH OF SCHEDULE	TEAM RPI	ADJ RPI	CONF. RPI	ADJ CONF. RPI		
DIV. I ONLY		9- 16	.36	241	3- 7	186	246	241	.45032	240	16	16
DIV. I NON-CONF.		7- 4	.63636	110	1- 0	194	291	151	.50958	151	20	21
<hr/>												
TOTALS	RPI 1-25	RPI 26-50		W-L RECORDS		RPI 51-100		RPI 101-150		RPI 150+		
9- 16	0- 0	0- 0		OVERALL		0- 4		1- 2		8- 10		
6- 6	0- 0	0- 0		HOME		0- 2		0- 1		6- 3		
1- 8	0- 0	0- 0		AWAY		0- 2		0- 1		1- 5		
2- 2	0- 0	0- 0		NEUTRAL		0- 0		1- 0		1- 2		
<hr/>												
7- 4	0- 0	0- 0		NON-CONFERENCE		0- 0		1- 2		6- 2		
4- 1	0- 0	0- 0		HOME		0- 0		0- 1		4- 0		
1- 1	0- 0	0- 0		AWAY		0- 0		0- 1		1- 0		
2- 2	0- 0	0- 0		NEUTRAL		0- 0		1- 0		1- 2		
<hr/>												
2- 12	0- 0	0- 0		CONFERENCE		0- 4		0- 0		2- 8		
2- 5	0- 0	0- 0		HOME		0- 2		0- 0		2- 3		
0- 7	0- 0	0- 0		AWAY		0- 2		0- 0		0- 5		
0- 0	0- 0	0- 0		NEUTRAL		0- 0		0- 0		0- 0		
<hr/>												
RPI S	Opponent	Score	RPI S	Opponent	Score	RPI S	Opponent	Score	RPI S	Opponent	Score	
						78 A Princeton	0	3	137 H Army West Point	0	3	
						78 H Princeton	0	3	138 N Milwaukee	3	0	
						94 A Yale	0	3	139 A West Virginia	0	3	
						94 H Yale	2	3	163 A Sacred Heart	3	0	
									164 A Columbia	0	3	
									164 H Columbia	1	3	
									200 A Harvard	1	3	
									200 H Harvard	0	3	
									201 A Cornell	0	3	
									201 H Cornell	3	2	
									215 A Penn	2	3	
									215 H Penn	2	3	
									229 H Bryant	3	1	
									237 N Winthrop	1	3	
									241 H Central Conn. St.	3	2	
									258 A Brown	1	3	
									258 H Brown	3	2	
									272 H Niagara	3	0	
									274 N George Mason	3	0	
									285 H Hartford	3	0	
			289 N Akron	1	3							
			LAST 10 GAMES									
			94 H Yale	2	3	78 H Princeton	0	3				
			258 H Brown	3	2	200 A Harvard	1	3				
			201 A Cornell	0	3	229 H Bryant	3	1				
			164 A Columbia	0	3	164 H Columbia	1	3				
			215 H Penn	2	3	201 H Cornell	3	2				

Non-Div. I Games:

Dartmouth

Average RPI Win:	283	WON-LOST	WINNING	LAST 10	STRENGTH OF	OPP. STRENGTH	TEAM	ADJ	CONF.	ADJ CONF.				
Average RPI Loss:	201	RECORD	PCT. RANK	GAMES	SCHEDULE	OF SCHEDULE	RPI	RPI	RPI	RPI				
DIV. I ONLY	14- 12	.53846	151	5- 5	292	305	238	.44966	241	29	29			
DIV. I NON-CONF.	5- 7	.41667	212	0- 0	260	285	254	.42975	258	29	29			
<hr/>														
TOTALS	RPI 1-25	RPI 26-50		W-L RECORDS		RPI 51-100		RPI 101-150		RPI 150+				
14- 12	0- 0	0- 0		OVERALL		0- 1		0- 2		14- 9				
8- 2	0- 0	0- 0		HOME		0- 0		0- 0		8- 2				
4- 6	0- 0	0- 0		AWAY		0- 0		0- 0		4- 6				
2- 4	0- 0	0- 0		NEUTRAL		0- 1		0- 2		2- 1				
<hr/>														
5- 7	0- 0	0- 0		NON-CONFERENCE		0- 1		0- 2		5- 4				
3- 0	0- 0	0- 0		HOME		0- 0		0- 0		3- 0				
0- 3	0- 0	0- 0		AWAY		0- 0		0- 0		0- 3				
2- 4	0- 0	0- 0		NEUTRAL		0- 1		0- 2		2- 1				
<hr/>														
9- 5	0- 0	0- 0		CONFERENCE		0- 0		0- 0		9- 5				
5- 2	0- 0	0- 0		HOME		0- 0		0- 0		5- 2				
4- 3	0- 0	0- 0		AWAY		0- 0		0- 0		4- 3				
0- 0	0- 0	0- 0		NEUTRAL		0- 0		0- 0		0- 0				
<hr/>														
RPI S	Opponent	Score	RPI S	Opponent	Score	RPI S	Opponent	Score	RPI S	Opponent	Score			
						73 N	New Mexico St.	0 3	133 N	Rhode Island	0 3			
						137 N	Army West Point	0 3						
						163 A	Sacred Heart	2 3						
						163 H	Sacred Heart	3 2						
						208 N	Binghamton	0 3						
						218 A	LIU Brooklyn	1 3						
						218 H	LIU Brooklyn	2 3						
						229 A	Bryant	1 3						
						229 H	Bryant	3 0						
						240 A	Dartmouth	2 3						
						242 H	Lehigh	3 2						
						253 A	Robert Morris	3 2						
						253 H	Robert Morris	1 3						
						258 A	Brown	2 3						
						271 H	Fordham	3 1						
						272 N	Niagara	3 2						
						285 A	Hartford	2 3						
						299 N	Manhattan	3 1						
						308 A	St. Francis Brooklyn	79 61						
						308 H	St. Francis Brooklyn	3 0						
						314 H	Iona	3 1						
						LAST 10 GAMES						321 A	Saint Francis (PA)	3 2
						163 A	Sacred Heart	2 3	321 H	Saint Francis (PA)	3 0	321 H	Saint Francis (PA)	3 0
						327 A	Fairleigh Dickinson	3 0	253 H	Robert Morris	1 3	327 A	Fairleigh Dickinson	3 0
						218 H	LIU Brooklyn	2 3	218 A	LIU Brooklyn	1 3	327 H	Fairleigh Dickinson	3 1
308 H	St. Francis Brooklyn	3 0	308 A	St. Francis Brooklyn	79 61									
229 A	Bryant	1 3	163 H	Sacred Heart	3 2									

Non-Div. I Games:

Central Conn. St.

Average RPI Win: 274		WON-LOST RECORD		WINNING PCT. RANK		LAST 10 GAMES		STRENGTH OF SCHEDULE		OPP. STRENGTH OF SCHEDULE		TEAM RPI		ADJ RPI		CONF. RPI		ADJ CONF. RPI	
DIV. I ONLY		13- 17		.43333 202		4- 6		248		275		240		.44934 242		27		27	
DIV. I NON-CONF.		5- 9		.35714 236		0- 0		229		244		247		.43621 247		28		28	
TOTALS		RPI 1-25		RPI 26-50		W-L RECORDS		RPI 51-100		RPI 101-150		RPI 150+							
13- 17		0- 1		0- 1		OVERALL		0- 3		1- 3		12- 9							
8- 4		0- 0		0- 0		HOME		0- 0		1- 1		7- 3							
3- 9		0- 0		0- 1		AWAY		0- 2		0- 2		3- 4							
2- 4		0- 1		0- 0		NEUTRAL		0- 1		0- 0		2- 2							
5- 9		0- 1		0- 1		NON-CONFERENCE		0- 3		0- 0		5- 4							
3- 1		0- 0		0- 0		HOME		0- 0		0- 0		3- 1							
0- 4		0- 0		0- 1		AWAY		0- 2		0- 0		0- 1							
2- 4		0- 1		0- 0		NEUTRAL		0- 1		0- 0		2- 2							
8- 8		0- 0		0- 0		CONFERENCE		0- 0		1- 3		7- 5							
5- 3		0- 0		0- 0		HOME		0- 0		1- 1		4- 2							
3- 5		0- 0		0- 0		AWAY		0- 0		0- 2		3- 3							
0- 0		0- 0		0- 0		NEUTRAL		0- 0		0- 0		0- 0							
RPI S	Opponent	Score		RPI S	Opponent	Score		RPI S	Opponent	Score		RPI S	Opponent	Score					
16 N	Western Ky.	0	3	32 A	Pittsburgh	0	3	62 A	Alabama	0	3	104 A	American	0	3				
								75 A	Villanova	0	3	104 H	American	3	0				
								98 N	Southern Miss.	0	3	137 A	Army West Point	1	3				
												137 H	Army West Point	1	3				
												177 A	Colgate	0	3				
												177 H	Colgate	0	3				
												186 A	Navy	3	1				
												186 H	Navy	2	3				
												232 H	George Washington	3	2				
												238 H	Providence	2	3				
												241 A	Central Conn. St.	2	3				
												251 N	Northwestern St.	1	3				
												253 N	Robert Morris	3	1				
												256 A	Holy Cross	0	3				
												256 H	Holy Cross	3	0				
												271 N	Fordham	2	3				
												301 A	Loyola Maryland	3	0				
												301 H	Loyola Maryland	3	0				
												314 N	Iona	3	2				
												316 A	Bucknell	1	3				
												316 H	Bucknell	3	1				
												322 A	Lafayette	3	2				
												322 H	Lafayette	3	0				
												327 H	Fairleigh Dickinson	3	0				
												331 H	Saint Peter's	3	0				
LAST 10 GAMES																			
				256 A	Holy Cross	0	3	186 H	Navy	2	3	322 H	Lafayette	3	0				
				137 A	Army West Point	1	3	301 H	Loyola Maryland	3	0	327 H	Fairleigh Dickinson	3	0				
				104 H	American	3	0	322 A	Lafayette	3	2	331 H	Saint Peter's	3	0				
				177 H	Colgate	0	3	137 H	Army West Point	1	3								
				316 A	Bucknell	1	3	256 H	Holy Cross	3	0								

Non-Div. I Games:

Lehigh

Average RPI Win: 238		WON-LOST RECORD		WINNING PCT. RANK		LAST 10 GAMES		STRENGTH OF SCHEDULE		OPP. STRENGTH OF SCHEDULE		TEAM RPI		ADJ RPI		CONF. RPI		ADJ CONF. RPI	
DIV. I ONLY		6- 23		.2069 305		0- 10		102		140		244		.44838 243		10		10	
DIV. I NON-CONF.		4- 9		.30769 257		0- 0		144		258		234		.45173 234		8		8	
TOTALS		RPI 1-25		RPI 26-50		W-L RECORDS		RPI 51-100		RPI 101-150		RPI 150+							
6- 23		0- 1		0- 2		OVERALL		1- 5		0- 10		5- 5							
1- 11		0- 1		0- 1		HOME		0- 4		0- 4		1- 1							
3- 8		0- 0		0- 1		AWAY		1- 1		0- 5		2- 1							
2- 4		0- 0		0- 0		NEUTRAL		0- 0		0- 1		2- 3							
4- 9		0- 0		0- 0		NON-CONFERENCE		0- 2		0- 4		4- 3							
0- 3		0- 0		0- 0		HOME		0- 2		0- 1		0- 0							
2- 2		0- 0		0- 0		AWAY		0- 0		0- 2		2- 0							
2- 4		0- 0		0- 0		NEUTRAL		0- 0		0- 1		2- 3							
2- 14		0- 1		0- 2		CONFERENCE		1- 3		0- 6		1- 2							
1- 8		0- 1		0- 1		HOME		0- 2		0- 3		1- 1							
1- 6		0- 0		0- 1		AWAY		1- 1		0- 3		0- 1							
0- 0		0- 0		0- 0		NEUTRAL		0- 0		0- 0		0- 0							
RPI	S	Opponent		Score		RPI	S	Opponent		Score		RPI	S	Opponent		Score			
17	H	Creighton		0 3		35	A	Marquette		1 3		75	A	Villanova		3 0			
						35	H	Marquette		1 3		75	H	Villanova		1 3			
												78	H	Princeton		2 3			
												80	A	Xavier		0 3			
												80	H	Xavier		0 3			
												81	H	Towson		1 3			
															104	A	American		
															113	H	Maryland		
															114	A	DePaul		
															114	H	DePaul		
															119	A	Butler		
															119	H	Butler		
															124	A	Denver		
															131	N	Northern Colo.		
															146	A	Seton Hall		
															146	H	Seton Hall		
															165	N	Howard		
															167	A	St. John's (NY)		
															167	H	St. John's (NY)		
															176	N	Fla. Atlantic		
															238	H	Providence		
															255	A	Air Force		
															266	N	Western Caro.		
															274	A	George Mason		
															290	N	Southern Utah		
															295	N	Stetson		
LAST 10 GAMES																			
						80	H	Xavier		0 3		114	H	DePaul		1 3			
						119	H	Butler		2 3		75	H	Villanova		1 3			
						167	A	St. John's (NY)		2 3		119	A	Butler		0 3			
						146	A	Seton Hall		1 3		80	A	Xavier		0 3			
						35	H	Marquette		1 3		17	H	Creighton		0 3			

Non-Div. I Games:

Georgetown

Average RPI Win:	315	WON-LOST	WINNING	LAST 10	STRENGTH OF	OPP. STRENGTH	TEAM	ADJ	CONF.	ADJ CONF.	
Average RPI Loss:	188	RECORD	PCT. RANK	GAMES	SCHEDULE	OF SCHEDULE	RPI	RPI	RPI	RPI	
DIV. I ONLY	17- 10	.62963	98	9- 1	318	325	245	.44821	244	32	32
DIV. I NON-CONF.	2- 8	.2	290	0- 0	234	228	288	.39561	288	32	32
<hr/>											
TOTALS	RPI 1-25	RPI 26-50		W-L RECORDS		RPI 51-100		RPI 101-150		RPI 150+	
17- 10	0- 0	0- 0		OVERALL		0- 1		0- 2		17- 7	
6- 2	0- 0	0- 0		HOME		0- 0		0- 0		6- 2	
8- 3	0- 0	0- 0		AWAY		0- 0		0- 0		8- 3	
3- 5	0- 0	0- 0		NEUTRAL		0- 1		0- 2		3- 2	
<hr/>											
2- 8	0- 0	0- 0		NON-CONFERENCE		0- 1		0- 2		2- 5	
0- 1	0- 0	0- 0		HOME		0- 0		0- 0		0- 1	
0- 2	0- 0	0- 0		AWAY		0- 0		0- 0		0- 2	
2- 5	0- 0	0- 0		NEUTRAL		0- 1		0- 2		2- 2	
<hr/>											
15- 2	0- 0	0- 0		CONFERENCE		0- 0		0- 0		15- 2	
6- 1	0- 0	0- 0		HOME		0- 0		0- 0		6- 1	
8- 1	0- 0	0- 0		AWAY		0- 0		0- 0		8- 1	
1- 0	0- 0	0- 0		NEUTRAL		0- 0		0- 0		1- 0	
<hr/>											
RPI S	Opponent	Score	RPI S	Opponent	Score	RPI S	Opponent	Score	RPI S	Opponent	Score
						81 N	Towson	0 3	134 N	Fresno St.	0 3
						135 N	Idaho St.	1 3			
						197 N	Tennessee St.	0 3			
						206 H	Houston Baptist	1 3			
						211 N	UMES	1 3			
						217 A	Alabama St.	0 3			
						217 H	Alabama St.	1 3			
						236 A	Houston	1 3			
						245 A	Incarnate Word	0 3			
						269 N	Lamar University	3 2			
						304 A	Prairie View	3 1			
						304 H	Prairie View	3 0			
						304 N	Prairie View	3 1			
						306 A	Southern U.	3 0			
						306 H	Southern U.	3 0			
						309 A	Alabama A&M	3 1			
						309 H	Alabama A&M	3 1			
						313 N	N.C. A&T	3 0			
						319 A	Ark.-Pine Bluff	3 1			
						325 A	Jackson St.	3 0			
						325 H	Jackson St.	3 0			
						326 A	Grambling	3 1			
						332 A	Alcorn	3 0			
						332 H	Alcorn	3 0			
						334 A	Mississippi Val.	3 0			
						334 H	Mississippi Val.	3 0			
						LAST 10 GAMES			LAST 10 GAMES		
						332 A	Alcorn	3 0	325 H	Jackson St.	3 0
306 A	Southern U.	3 0	334 H	Mississippi Val.	3 0						
217 A	Alabama St.	0 3	306 H	Southern U.	3 0						
309 A	Alabama A&M	3 1	332 H	Alcorn	3 0						
304 A	Prairie View	3 1	309 H	Alabama A&M	3 1						

Non-Div. I Games:	St. Thomas (TX)	3	0
--------------------------	------------------------	----------	----------

Texas Southern

[illegible]

Non-Div. I Games:

Incarnate Word

Average RPI Win:	250	WON-LOST	WINNING	LAST 10	STRENGTH OF	OPP. STRENGTH	TEAM	ADJ	CONF.	ADJ CONF.	
Average RPI Loss:	168	RECORD	PCT. RANK	GAMES	SCHEDULE	OF SCHEDULE	RPI	RPI	RPI	RPI	
DIV. I ONLY	12- 19	.3871	227	7- 3	233	248	246	.44534	246	28	28
DIV. I NON-CONF.	1- 14	.06667	319	0- 0	122	173	281	.40582	278	25	25
<hr/>											
TOTALS	RPI 1-25	RPI 26-50		W-L RECORDS		RPI 51-100		RPI 101-150		RPI 150+	
12- 19	0- 0	0- 0		OVERALL		0- 4		0- 5		12- 10	
9- 0	0- 0	0- 0		HOME		0- 0		0- 0		9- 0	
3- 9	0- 0	0- 0		AWAY		0- 1		0- 1		3- 7	
0- 10	0- 0	0- 0		NEUTRAL		0- 3		0- 4		0- 3	
<hr/>											
1- 14	0- 0	0- 0		NON-CONFERENCE		0- 3		0- 5		1- 6	
1- 0	0- 0	0- 0		HOME		0- 0		0- 0		1- 0	
0- 4	0- 0	0- 0		AWAY		0- 0		0- 1		0- 3	
0- 10	0- 0	0- 0		NEUTRAL		0- 3		0- 4		0- 3	
<hr/>											
11- 5	0- 0	0- 0		CONFERENCE		0- 1		0- 0		11- 4	
8- 0	0- 0	0- 0		HOME		0- 0		0- 0		8- 0	
3- 5	0- 0	0- 0		AWAY		0- 1		0- 0		3- 4	
0- 0	0- 0	0- 0		NEUTRAL		0- 0		0- 0		0- 0	
<hr/>											
RPI S	Opponent	Score	RPI S	Opponent	Score	RPI S	Opponent	Score	RPI S	Opponent	Score
						64 N	FGCU	1 3	127 N	Arizona St.	0 3
						70 A	A&M-Corpus Christi	0 3	132 N	Fairfield	0 3
						91 N	South Dakota	1 3	142 A	Texas Tech	0 3
						93 N	Tulane	0 3	150 N	UTRGV	0 3
						150 N	UTRGV	2 3			
						152 A	New Mexico	0 3			
						153 H	Sam Houston St.	3 2			
						162 H	SFA	3 2			
						168 H	UT Arlington	3 2			
						172 N	UMKC	0 3			
						176 A	Fla. Atlantic	1 3			
						205 N	Idaho	1 3			
						206 A	Houston Baptist	0 3			
						206 H	Houston Baptist	3 1			
						219 A	Central Ark.	1 3			
						226 N	Oral Roberts	0 3			
						245 A	Incarnate Word	3 2			
						251 A	Northwestern St.	3 0			
						268 A	Omaha	2 3			
						269 A	Lamar University	0 3			
			LAST 10 GAMES			269 H	Lamar University	3 0			
						286 A	McNeese	0 3			
						286 H	McNeese	3 0			
						302 H	Southeastern La.	3 1			
						317 A	Nicholls St.	3 0			
						317 H	Nicholls St.	3 0			
						324 H	New Orleans	3 1			

Non-Div. I Games:

Abilene Christian

Average RPI Win: 270		WON-LOST RECORD		WINNING PCT. RANK		LAST 10 GAMES		STRENGTH OF SCHEDULE		OPP. STRENGTH OF SCHEDULE		TEAM RPI		ADJ RPI		CONF. RPI		ADJ CONF. RPI	
Average RPI Loss: 141																			
DIV. I ONLY		8- 20		.28571 270		3- 7		149		222		248		.44512 247		23		23	
DIV. I NON-CONF.		4- 12		.25 280		0- 1		109		190		227		.45531 226		23		23	
TOTALS		RPI 1-25		RPI 26-50		W-L RECORDS		RPI 51-100		RPI 101-150		RPI 150+							
8- 20		0- 0		0- 0		OVERALL		0- 4		0- 8		8- 8							
6- 5		0- 0		0- 0		HOME		0- 0		0- 3		6- 2							
1- 10		0- 0		0- 0		AWAY		0- 2		0- 3		1- 5							
1- 5		0- 0		0- 0		NEUTRAL		0- 2		0- 2		1- 1							
4- 12		0- 0		0- 0		NON-CONFERENCE		0- 4		0- 6		4- 2							
3- 2		0- 0		0- 0		HOME		0- 0		0- 2		3- 0							
0- 5		0- 0		0- 0		AWAY		0- 2		0- 2		0- 1							
1- 5		0- 0		0- 0		NEUTRAL		0- 2		0- 2		1- 1							
4- 8		0- 0		0- 0		CONFERENCE		0- 0		0- 2		4- 6							
3- 3		0- 0		0- 0		HOME		0- 0		0- 1		3- 2							
1- 5		0- 0		0- 0		AWAY		0- 0		0- 1		1- 4							
0- 0		0- 0		0- 0		NEUTRAL		0- 0		0- 0		0- 0							
RPI S	Opponent	Score		RPI S	Opponent	Score		RPI S	Opponent	Score		RPI S	Opponent	Score					
								51 A	UCF	0	3	104 H	American	1	3				
								54 N	Notre Dame	0	3	121 N	Auburn	0	3				
								55 A	Hofstra	0	3	126 A	Albany (NY)	0	3				
								92 N	San Diego St.	2	3	126 H	Albany (NY)	2	3				
												129 N	Santa Clara	0	3				
												132 H	Fairfield	2	3				
												133 A	Rhode Island	0	3				
												149 A	Louisville	1	3				
												158 A	New Hampshire	0	3				
												158 H	New Hampshire	1	3				
												163 A	Sacred Heart	0	3				
												192 N	Kent St.	1	3				
												193 A	UMBC	2	3				
												193 H	UMBC	2	3				
												208 A	Binghamton	1	3				
												208 H	Binghamton	3	1				
												228 H	Fort Wayne	3	2				
												271 H	Fordham	3	2				
												278 A	UMass Lowell	3	0				
												278 H	UMass Lowell	3	1				
												285 A	Hartford	1	3				
												285 H	Hartford	3	1				
												295 N	Stetson	3	0				
												314 H	Iona	3	1				
LAST 10 GAMES																			
												</							

Non-Div. I Games:

Stony Brook

Average RPI Win:		210	WON-LOST RECORD		WINNING PCT. RANK		LAST 10 GAMES		STRENGTH OF SCHEDULE		OPP. STRENGTH OF SCHEDULE		TEAM RPI		ADJ RPI		CONF. RPI		ADJ CONF. RPI				
Average RPI Loss:		146																					
DIV. I ONLY			8- 21		.27586 274		1- 9		162		161		249		.44395 248		15		15				
DIV. I NON-CONF.			5- 8		.38462 225		0- 0		137		160		194		.48147 192		15		15				
TOTALS		RPI 1-25		RPI 26-50		W-L RECORDS		RPI 51-100		RPI 101-150		RPI 150+											
8- 21		0- 1		0- 2		OVERALL		0- 3		2- 5		6- 10											
3- 8		0- 0		0- 1		HOME		0- 1		1- 2		2- 4											
2- 11		0- 1		0- 1		AWAY		0- 2		1- 2		1- 5											
3- 2		0- 0		0- 0		NEUTRAL		0- 0		0- 1		3- 1											
5- 8		0- 1		0- 1		NON-CONFERENCE		0- 1		1- 2		4- 3											
2- 1		0- 0		0- 0		HOME		0- 0		1- 0		1- 1											
0- 5		0- 1		0- 1		AWAY		0- 1		0- 1		0- 1											
3- 2		0- 0		0- 0		NEUTRAL		0- 0		0- 1		3- 1											
3- 13		0- 0		0- 1		CONFERENCE		0- 2		1- 3		2- 7											
1- 7		0- 0		0- 1		HOME		0- 1		0- 2		1- 3											
2- 6		0- 0		0- 0		AWAY		0- 1		1- 1		1- 4											
0- 0		0- 0		0- 0		NEUTRAL		0- 0		0- 0		0- 0											
RPI	S	Opponent		Score		RPI	S	Opponent		Score		RPI	S	Opponent		Score		RPI	S	Opponent		Score	
15	A	Michigan		0 3		44	A	Cleveland St.		0 3		67	A	Northern Ill.		0 3		107	N	Tennessee		1 3	
						46	H	Miami (OH)		1 3								113	A	Maryland		0 3	
												90	A	Col. of Charleston		1 3		116	H	Bowling Green		0 3	
																		121	H	Auburn		3 1	
																		136	A	Ohio		2 3	
																		143	A	Toledo		3 2	
																		143	H	Toledo		0 3	
																		160	N	VCU		3 1	
																		163	N	Sacred Heart		3 1	
																		177	H	Colgate		0 3	
																		192	H	Kent St.		1 3	
																		194	A	Western Mich.		1 3	
																		194	H	Western Mich.		3 1	
																		199	N	Wright St.		0 3	
																		203	A	Ball St.		2 3	
																		203	H	Ball St.		1 3	
																		210	A	Central Mich.		2 3	
																		210	H	Central Mich.		2 3	
																		228	A	Fort Wayne		0 3	
																		280	H	Charleston So.		3 1	
																		289	A	Akron		3 0	
																		303	A	Buffalo		2 3	
																		328	N	Delaware St.		3 0	
LAST 10 GAMES																							
						192	H	Kent St.		1 3		203	H	Ball St.		1 3		328	N	Delaware St.		3 0	
						210	H	Central Mich.		2 3		303	A	Buffalo		2 3							
						194	A	Western Mich.		1 3		289	A	Akron		3 0							
						67	A	Northern Ill.		0 3		46	H	Miami (OH)		1 3							
						143	H	Toledo		0 3		116	H	Bowling Green		0 3							

Non-Div. I Games:

Eastern Mich.

Average RPI Win:	279	WON-LOST RECORD	WINNING PCT. RANK	LAST 10 GAMES	STRENGTH OF SCHEDULE	OPP. STRENGTH OF SCHEDULE	TEAM RPI	ADJ RPI	CONF. RPI	ADJ CONF. RPI				
DIV. I ONLY		14- 14	.5 173	7- 3	290	279	242	.44368	249	26	26			
DIV. I NON-CONF.		5- 7	.41667 212	0- 0	310	260	277	.40447	280	26	26			
<hr/>														
TOTALS	RPI 1-25	RPI 26-50		W-L RECORDS	RPI 51-100		RPI 101-150		RPI 150+					
14- 14	0- 0	0- 0		OVERALL	0- 1		0- 4		14- 9					
6- 2	0- 0	0- 0		HOME	0- 0		0- 1		6- 1					
5- 7	0- 0	0- 0		AWAY	0- 1		0- 2		5- 4					
3- 5	0- 0	0- 0		NEUTRAL	0- 0		0- 1		3- 4					
<hr/>														
5- 7	0- 0	0- 0		NON-CONFERENCE	0- 1		0- 1		5- 5					
0- 0	0- 0	0- 0		HOME	0- 0		0- 0		0- 0					
2- 2	0- 0	0- 0		AWAY	0- 1		0- 0		2- 1					
3- 5	0- 0	0- 0		NEUTRAL	0- 0		0- 1		3- 4					
<hr/>														
9- 7	0- 0	0- 0		CONFERENCE	0- 0		0- 3		9- 4					
6- 2	0- 0	0- 0		HOME	0- 0		0- 1		6- 1					
3- 5	0- 0	0- 0		AWAY	0- 0		0- 2		3- 3					
0- 0	0- 0	0- 0		NEUTRAL	0- 0		0- 0		0- 0					
<hr/>														
RPI S	Opponent	Score	RPI S	Opponent	Score	RPI S	Opponent	Score	RPI S	Opponent	Score			
						59 A	Duke	2 3	111 A	SIUE	0 3			
						117 N	LSU	0 3						
						118 A	Murray St.	1 3						
						140 H	Austin Peay	1 3						
						154 N	UNCG	2 3						
						173 A	Belmont	2 3						
						173 H	Belmont	2 3						
						186 N	Navy	0 3						
						197 A	Tennessee St.	3 1						
						197 H	Tennessee St.	3 0						
						198 N	Eastern Wash.	2 3						
						213 N	Youngstown St.	1 3						
						263 H	UT Martin	3 1						
						267 A	Morehead St.	3 2						
						267 H	Morehead St.	3 0						
						287 N	Cal St. Fullerton	3 1						
						289 A	Akron	3 1						
						291 A	Tennessee Tech	1 3						
						291 H	Tennessee Tech	3 0						
						292 A	Grand Canyon	1 3						
						293 A	Jacksonville St.	0 3						
						LAST 10 GAMES						293 H	Jacksonville St.	3 2
						197 A	Tennessee St.	3 1	293 H	Jacksonville St.	3 2	294 H	Southeast Mo. St.	3 2
						173 A	Belmont	2 3	263 H	UT Martin	3 1	310 A	Eastern Ill.	3 2
						118 A	Murray St.	1 3	294 H	Southeast Mo. St.	3 2	314 N	Iona	3 0
267 A	Morehead St.	3 2	111 A	SIUE	0 3	315 N	Canisius	3 0						
291 H	Tennessee Tech	3 0	310 A	Eastern Ill.	3 2	321 A	Saint Francis (PA)	3 0						

Non-Div. I Games:

Eastern Ky.

Average RPI Win:	264	WON-LOST	WINNING	LAST 10	STRENGTH OF	OPP. STRENGTH	TEAM	ADJ	CONF.	ADJ CONF.			
Average RPI Loss:	151	RECORD	PCT. RANK	GAMES	SCHEDULE	OF SCHEDULE	RPI	RPI	RPI	RPI			
DIV. I ONLY		10- 17	.37037	236	3- 7	234	229	251	.44353	250	22	22	
DIV. I NON-CONF.		4- 7	.36364	233	0- 0	228	240	244	.43817	244	19	19	
<hr/>													
TOTALS	RPI 1-25	RPI 26-50		W-L RECORDS		RPI 51-100		RPI 101-150		RPI 150+			
10- 17	0- 0	0- 3		OVERALL		0- 3		0- 1		10- 10			
5- 6	0- 0	0- 1		HOME		0- 2		0- 0		5- 3			
2- 8	0- 0	0- 2		AWAY		0- 1		0- 0		2- 5			
3- 3	0- 0	0- 0		NEUTRAL		0- 0		0- 1		3- 2			
<hr/>													
4- 7	0- 0	0- 1		NON-CONFERENCE		0- 1		0- 1		4- 4			
1- 1	0- 0	0- 0		HOME		0- 0		0- 0		1- 1			
0- 3	0- 0	0- 1		AWAY		0- 1		0- 0		0- 1			
3- 3	0- 0	0- 0		NEUTRAL		0- 0		0- 1		3- 2			
<hr/>													
6- 10	0- 0	0- 2		CONFERENCE		0- 2		0- 0		6- 6			
4- 5	0- 0	0- 1		HOME		0- 2		0- 0		4- 2			
2- 5	0- 0	0- 1		AWAY		0- 0		0- 0		2- 4			
0- 0	0- 0	0- 0		NEUTRAL		0- 0		0- 0		0- 0			
<hr/>													
RPI	S	Opponent	Score	RPI	S	Opponent	Score	RPI	S	Opponent	Score		
				42	A	Coastal Caro.	0 3	53	H	Arkansas St.	0 3		
				42	H	Coastal Caro.	0 3	58	A	James Madison	1 3		
				49	A	Georgia Tech	0 3	83	H	Texas St.	2 3		
										109	N	Kennesaw St.	1 3
										168	H	UT Arlington	3 2
										169	N	Georgia	0 3
										173	A	Belmont	0 3
										184	H	East Carolina	1 3
										191	A	South Ala.	0 3
										191	H	South Ala.	3 1
										195	N	Mercer	0 3
										202	H	Little Rock	0 3
										225	A	Ga. Southern	1 3
										225	H	Ga. Southern	1 3
										226	N	William & Mary	3 0
										256	N	Holy Cross	3 0
										273	A	Troy	3 1
										273	H	Troy	3 2
										283	A	La.-Monroe	1 3
										284	A	UL Lafayette	0 3
										298	A	Appalachian St.	3 2
										298	H	Appalachian St.	3 2
										323	N	N.C. Central	3 0
										333	H	South Carolina St.	3 0
<hr/>													
LAST 10 GAMES													
225 A Ga. Southern				1	3	168 H UT Arlington				3	2		
42 A Coastal Caro.				0	3	83 H Texas St.				2	3		
298 A Appalachian St.				3	2	273 A Troy				3	1		
53 H Arkansas St.				0	3	191 A South Ala.				0	3		
202 H Little Rock				0	3	225 H Ga. Southern				1	3		

Non-Div. I Games:

Georgia St.

Average RPI Win: 280		WON-LOST	WINNING	LAST 10	STRENGTH OF		OPP. STRENGTH	TEAM	ADJ		CONF.	ADJ CONF.
Average RPI Loss: 157		RECORD	PCT. RANK	GAMES	SCHEDULE		OF SCHEDULE	RPI	RPI		RPI	RPI
DIV. I ONLY		12- 19	.3871	227	3- 7		235	256	250		.44219	251
DIV. I NON-CONF.		5- 10	.33333	244	0- 0		162	214	230		.45313	229
TOTALS		RPI 1-25	RPI 26-50		W-L RECORDS		RPI 51-100		RPI 101-150		RPI 150+	
12- 19	0- 0	0- 1		OVERALL		0- 6		0- 0		12- 12		
3- 6	0- 0	0- 0		HOME		0- 1		0- 0		3- 5		
7- 6	0- 0	0- 0		AWAY		0- 2		0- 0		7- 4		
2- 7	0- 0	0- 1		NEUTRAL		0- 3		0- 0		2- 3		
5- 10	0- 0	0- 1		NON-CONFERENCE		0- 5		0- 0		5- 4		
1- 0	0- 0	0- 0		HOME		0- 0		0- 0		1- 0		
2- 3	0- 0	0- 0		AWAY		0- 2		0- 0		2- 1		
2- 7	0- 0	0- 1		NEUTRAL		0- 3		0- 0		2- 3		
7- 9	0- 0	0- 0		CONFERENCE		0- 1		0- 0		7- 8		
2- 6	0- 0	0- 0		HOME		0- 1		0- 0		2- 5		
5- 3	0- 0	0- 0		AWAY		0- 0		0- 0		5- 3		
0- 0	0- 0	0- 0		NEUTRAL		0- 0		0- 0		0- 0		
RPI S	Opponent	Score	RPI S	Opponent	Score	RPI S	Opponent	Score	RPI S	Opponent	Score	
			33 N	Boise St.	0 3	53 N	Arkansas St.	0 3	153 A	Sam Houston St.	2 3	
						62 A	Alabama	1 3	153 H	Sam Houston St.	1 3	
						66 A	Tulsa	1 3	159 A	Samford	0 3	
						70 H	A&M-Corpus Christi	0 3	162 A	SFA	0 3	
						76 N	North Carolina St.	0 3	162 H	SFA	0 3	
						98 N	Southern Miss.	0 3	206 A	Houston Baptist	1 3	
									219 A	Central Ark.	3 0	
									219 H	Central Ark.	2 3	
									226 N	Oral Roberts	2 3	
									242 N	Lehigh	3 1	
									245 H	Incarnate Word	3 1	
									246 H	Abilene Christian	0 3	
									252 N	Louisiana Tech	1 3	
									269 A	Lamar University	3 2	
									277 A	UAB	3 0	
									283 H	La.-Monroe	3 1	
									284 A	UL Lafayette	3 2	
									286 A	McNeese	3 0	
									291 N	Tennessee Tech	0 3	
									294 N	Southeast Mo. St.	3 1	
									302 H	Southeastern La.	2 3	
									317 A	Nicholls St.	3 1	
									324 A	New Orleans	3 1	
									324 H	New Orleans	3 0	
LAST 10 GAMES			153 H	Sam Houston St.	1 3	162 A	SFA	0 3	324 A	New Orleans	3 1	
			162 H	SFA	0 3	153 A	Sam Houston St.	2 3	324 H	New Orleans	3 0	
			219 H	Central Ark.	2 3	302 H	Southeastern La.	2 3				
			324 A	New Orleans	3 1	324 H	New Orleans	3 0				
			246 H	Abilene Christian	0 3	269 A	Lamar University	3 2				

Non-Div. I Games:

Northwestern St.

Average RPI Win: 272		WON-LOST RECORD		WINNING PCT. RANK		LAST 10 GAMES		STRENGTH OF SCHEDULE		OPP. STRENGTH OF SCHEDULE		TEAM RPI		ADJ RPI		CONF. RPI		ADJ CONF. RPI	
DIV. I ONLY		13- 17		.43333 202		4- 6		274		255		252		.43693 252		14		14	
DIV. I NON-CONF.		9- 7		.5625 145		1- 0		315		314		258		.4263 261		16		16	
TOTALS		RPI 1-25		RPI 26-50		W-L RECORDS		RPI 51-100		RPI 101-150		RPI 150+							
13- 17		0- 1		0- 0		OVERALL		1- 5		0- 1		12- 10							
6- 5		0- 1		0- 0		HOME		1- 2		0- 0		5- 2							
3- 8		0- 0		0- 0		AWAY		0- 3		0- 0		3- 5							
4- 4		0- 0		0- 0		NEUTRAL		0- 0		0- 1		4- 3							
9- 7		0- 0		0- 0		NON-CONFERENCE		0- 1		0- 1		9- 5							
3- 1		0- 0		0- 0		HOME		0- 0		0- 0		3- 1							
2- 2		0- 0		0- 0		AWAY		0- 1		0- 0		2- 1							
4- 4		0- 0		0- 0		NEUTRAL		0- 0		0- 1		4- 3							
4- 10		0- 1		0- 0		CONFERENCE		1- 4		0- 0		3- 5							
3- 4		0- 1		0- 0		HOME		1- 2		0- 0		2- 1							
1- 6		0- 0		0- 0		AWAY		0- 2		0- 0		1- 4							
0- 0		0- 0		0- 0		NEUTRAL		0- 0		0- 0		0- 0							
RPI S	Opponent	Score		RPI S	Opponent	Score		RPI S	Opponent	Score		RPI S	Opponent	Score					
16 H	Western Ky.	0 3						66 A	Tulsa	1 3		116 N	Bowling Green	2 3					
								69 H	UTSA	3 0		176 A	Fla. Atlantic	0 3					
								77 A	Rice	0 3		179 A	North Texas	1 3					
								96 H	Marshall	1 3		179 H	North Texas	0 3					
								98 A	Southern Miss.	0 3		187 A	Memphis	1 3					
								98 H	Southern Miss.	0 3		188 N	Ill.-Chicago	2 3					
												196 N	Drake	0 3					
												222 H	UTEP	3 1					
												226 N	Oral Roberts	3 1					
												233 A	FIU	1 3					
												251 N	Northwestern St.	3 1					
												276 H	Middle Tenn.	3 1					
												277 A	UAB	1 3					
												281 A	Charlotte	3 1					
												283 H	La.-Monroe	0 3					
												294 A	Southeast Mo. St.	3 2					
												310 A	Eastern Ill.	3 2					
												310 N	Eastern Ill.	3 1					
												319 H	Ark.-Pine Bluff	3 0					
												324 N	New Orleans	1 3					
												325 H	Jackson St.	3 0					
												325 N	Jackson St.	3 0					
												326 H	Grambling	3 0					
				LAST 10 GAMES															

Average RPI Win: 294		WON-LOST RECORD		WINNING PCT. RANK		LAST 10 GAMES		STRENGTH OF SCHEDULE		OPP. STRENGTH OF SCHEDULE		TEAM RPI		ADJ RPI		CONF. RPI		ADJ CONF. RPI	
DIV. I ONLY		14- 16		.46667 193		6- 4		297		293		257		.43584 253		29		29	
DIV. I NON-CONF.		6- 10		.375 231		0- 1		273		268		270		.41801 269		29		29	
TOTALS		RPI 1-25		RPI 26-50		W-L RECORDS		RPI 51-100		RPI 101-150		RPI 150+							
14- 16		0- 1		0- 1		OVERALL		0- 0		0- 1		14- 13							
7- 5		0- 0		0- 0		HOME		0- 0		0- 1		7- 4							
6- 6		0- 0		0- 1		AWAY		0- 0		0- 0		6- 5							
1- 5		0- 1		0- 0		NEUTRAL		0- 0		0- 0		1- 4							
6- 10		0- 1		0- 1		NON-CONFERENCE		0- 0		0- 1		6- 7							
3- 2		0- 0		0- 0		HOME		0- 0		0- 1		3- 1							
2- 3		0- 0		0- 1		AWAY		0- 0		0- 0		2- 2							
1- 5		0- 1		0- 0		NEUTRAL		0- 0		0- 0		1- 4							
8- 6		0- 0		0- 0		CONFERENCE		0- 0		0- 0		8- 6							
4- 3		0- 0		0- 0		HOME		0- 0		0- 0		4- 3							
4- 3		0- 0		0- 0		AWAY		0- 0		0- 0		4- 3							
0- 0		0- 0		0- 0		NEUTRAL		0- 0		0- 0		0- 0							
RPI S	Opponent	Score		RPI S	Opponent	Score		RPI S	Opponent	Score		RPI S	Opponent	Score					
16 N	Western Ky.	0 3		32 A	Pittsburgh	0 3				139 H	West Virginia	0 3							
										163 A	Sacred Heart	0 3							
										163 H	Sacred Heart	1 3							
										175 A	Duquesne	0 3							
										192 A	Kent St.	0 3							
										193 A	UMBC	3 2							
										213 H	Youngstown St.	1 3							
										218 A	LIU Brooklyn	1 3							
										218 H	LIU Brooklyn	3 0							
										229 A	Bryant	2 3							
										229 H	Bryant	1 3							
										237 N	Winthrop	2 3							
										241 A	Central Conn. St.	3 1							
										241 H	Central Conn. St.	2 3							
										242 N	Lehigh	1 3							
										267 N	Morehead St.	1 3							
										282 N	Gardner-Webb	1 3							
										297 A	The Citadel	3 2							
										303 H	Buffalo	3 0							
										307 N	Morgan St.	3 0							
										308 A	St. Francis Brooklyn	3 1							
										308 H	St. Francis Brooklyn	3 1							
										316 H	Bucknell	3 2							
										321 A	Saint Francis (PA)	3 2							
										321 H	Saint Francis (PA)	3 0							
										327 A	Fairleigh Dickinson	3 0							
										327 H	Fairleigh Dickinson	3 0							
				LAST 10 GAMES															
				218 A	LIU Brooklyn	1 3		229 A	Bryant	2 3		316 H	Bucknell	3 2					
				308 A	St. Francis Brooklyn	3 1		241 A	Central Conn. St.	3 1		321 A	Saint Francis (PA)	3 2					
				321 A	Saint Francis (PA)	3 2		321 H	Saint Francis (PA)	3 0		321 H	Saint Francis (PA)	3 0					
				163 H	Sacred Heart	1 3		139 H	West Virginia	0 3		327 A	Fairleigh Dickinson	3 0					
				327 H	Fairleigh Dickinson	3 0		218 H	LIU Brooklyn	3 0		327 H	Fairleigh Dickinson	3 0					

Non-Div. I Games:

Robert Morris

RPI	S	Opponent	Score	
329	H	Coppin St.	3	1

Robert Morris

R
o
b
e
r
t
M
o
r
r
i
s

R
o
b
e
r
t
M
o
r
r
i
s

Average RPI Win: 269		WON-LOST	WINNING	LAST 10	STRENGTH OF		OPP. STRENGTH	TEAM	ADJ	CONF.	ADJ CONF.
Average RPI Loss: 123		RECORD	PCT. RANK	GAMES	SCHEDULE		OF SCHEDULE	RPI	RPI	RPI	RPI
DIV. I ONLY		5- 24	.17241	313	1- 9		107	159	256	.43477	254
DIV. I NON-CONF.		4- 9	.30769	257	0- 0		82	242	195	.4797	197
TOTALS		RPI 1-25	RPI 26-50		W-L RECORDS		RPI 51-100		RPI 101-150		RPI 150+
5- 24	0- 0	0- 6		OVERALL		0- 4		0- 6		5- 8	
3- 8	0- 0	0- 2		HOME		0- 1		0- 2		3- 3	
0- 12	0- 0	0- 4		AWAY		0- 1		0- 2		0- 5	
2- 4	0- 0	0- 0		NEUTRAL		0- 2		0- 2		2- 0	
4- 9	0- 0	0- 2		NON-CONFERENCE		0- 2		0- 4		4- 1	
2- 2	0- 0	0- 1		HOME		0- 0		0- 1		2- 0	
0- 3	0- 0	0- 1		AWAY		0- 0		0- 1		0- 1	
2- 4	0- 0	0- 0		NEUTRAL		0- 2		0- 2		2- 0	
1- 15	0- 0	0- 4		CONFERENCE		0- 2		0- 2		1- 7	
1- 6	0- 0	0- 1		HOME		0- 1		0- 1		1- 3	
0- 9	0- 0	0- 3		AWAY		0- 1		0- 1		0- 4	
0- 0	0- 0	0- 0		NEUTRAL		0- 0		0- 0		0- 0	
RPI S	Opponent	Score	RPI S	Opponent	Score	RPI S	Opponent	Score	RPI S	Opponent	Score
			31 H	Dayton	0 3	57 A	Southern Ill.	0 3	102 N	Northern Ky.	0 3
			37 A	Wichita St.	0 3	57 H	Southern Ill.	2 3	109 N	Kennesaw St.	0 3
			45 A	UNI	0 3	79 N	Green Bay	0 3	111 A	SIUE	0 3
			45 H	UNI	0 3	96 N	Marshall	0 3	115 A	Illinois St.	0 3
			47 A	Missouri St.	0 3				115 H	Illinois St.	0 3
			48 A	Indiana	0 3				140 H	Austin Peay	0 3
									157 A	Loyola Chicago	0 3
									157 H	Loyola Chicago	2 3
									192 H	Kent St.	3 2
									196 A	Drake	1 3
									196 H	Drake	2 3
									224 A	Indiana St.	0 3
									224 H	Indiana St.	2 3
									260 A	Bradley	0 3
									260 H	Bradley	3 2
									283 N	La.-Monroe	3 2
									293 A	Jacksonville St.	2 3
									294 H	Southeast Mo. St.	3 2
									317 N	Nicholls St.	3 1
LAST 10 GAMES											
			57 H	Southern Ill.	2 3	196 A	Drake	1 3			
			115 A	Illinois St.	0 3	45 A	UNI	0 3			
			224 A	Indiana St.	0 3	57 A	Southern Ill.	0 3			
			157 H	Loyola Chicago	2 3	47 A	Missouri St.	0 3			
			260 H	Bradley	3 2	224 H	Indiana St.	2 3			

Non-Div. I Games:

Evansville

Average RPI Win: 265		WON-LOST RECORD		WINNING PCT. RANK		LAST 10 GAMES		STRENGTH OF SCHEDULE		OPP. STRENGTH OF SCHEDULE		TEAM RPI		ADJ RPI		CONF. RPI		ADJ CONF. RPI	
DIV. I ONLY		10- 18		.35714 243		1- 9		265		152		253		.43404 255		7		7	
DIV. I NON-CONF.		9- 4		.69231 74		0- 0		321		297		226		.45188 233		7		7	
TOTALS		RPI 1-25		RPI 26-50		W-L RECORDS		RPI 51-100		RPI 101-150		RPI 150+							
10- 18		0- 2		0- 1		OVERALL		0- 4		1- 4		9- 7							
4- 10		0- 1		0- 1		HOME		0- 2		1- 2		3- 4							
2- 7		0- 1		0- 0		AWAY		0- 2		0- 2		2- 2							
4- 1		0- 0		0- 0		NEUTRAL		0- 0		0- 0		4- 1							
9- 4		0- 0		0- 0		NON-CONFERENCE		0- 0		0- 1		9- 3							
3- 3		0- 0		0- 0		HOME		0- 0		0- 1		3- 2							
2- 0		0- 0		0- 0		AWAY		0- 0		0- 0		2- 0							
4- 1		0- 0		0- 0		NEUTRAL		0- 0		0- 0		4- 1							
1- 14		0- 2		0- 1		CONFERENCE		0- 4		1- 3		0- 4							
1- 7		0- 1		0- 1		HOME		0- 2		1- 1		0- 2							
0- 7		0- 1		0- 0		AWAY		0- 2		0- 2		0- 2							
0- 0		0- 0		0- 0		NEUTRAL		0- 0		0- 0		0- 0							
RPI S	Opponent	Score		RPI S	Opponent	Score		RPI S	Opponent	Score		RPI S	Opponent	Score					
24 A	UNLV	0 3		33 H	Boise St.	0 3		85 A	Nevada	0 3		128 A	Utah St.	0 3					
24 H	UNLV	0 3						85 H	Nevada	1 3		128 H	Utah St.	1 3					
								92 A	San Diego St.	1 3		131 H	Northern Colo.	0 3					
								92 H	San Diego St.	0 3		134 A	Fresno St.	2 3					
												134 H	Fresno St.	3 0					
												152 A	New Mexico	0 3					
												152 H	New Mexico	0 3					
												177 N	Colgate	3 2					
												182 A	San Jose St.	0 3					
												182 H	San Jose St.	2 3					
												214 N	Weber St.	0 3					
												243 H	Georgetown	0 3					
												259 H	Montana St.	3 2					
												284 A	UL Lafayette	3 2					
												287 A	Cal St. Fullerton	3 1					
												290 H	Southern Utah	3 1					
												292 H	Grand Canyon	2 3					
												293 H	Jacksonville St.	3 2					
												297 N	The Citadel	3 1					
												309 N	Alabama A&M	3 1					
												317 N	Nicholls St.	3 1					
LAST 10 GAMES																			
134 H Fresno St.				3 0				152 H New Mexico				0 3							
182 H San Jose St.				2 3				24 H UNLV				0 3							
128 A Utah St.				0 3				182 A San Jose St.				0 3							
85 A Nevada				0 3				134 A Fresno St.				2 3							
92 A San Diego St.				1 3				128 H Utah St.				1 3							

Non-Div. I Games:

Air Force

RPI	S	Opponent	Score	
323	N	N.C. Central	3	0

Holy Cross

H
o
l
y
C
r
o
s
s

H
o
l
y
C
r
o
s
s

Average RPI Win:		272	WON-LOST RECORD		WINNING PCT. RANK		LAST 10 GAMES		STRENGTH OF SCHEDULE		OPP. STRENGTH OF SCHEDULE		TEAM RPI		ADJ RPI		CONF. RPI		ADJ CONF. RPI	
DIV. I ONLY			11- 15		.42308 210		5- 5		272		283		255		.43274 257		24		24	
DIV. I NON-CONF.			5- 5		.5 168		0- 0		320		298		278		.40551 279		27		27	
TOTALS		RPI 1-25		RPI 26-50		W-L RECORDS		RPI 51-100		RPI 101-150		RPI 150+								
11- 15		0- 0		0- 0		OVERALL		0- 1		1- 3		10- 11								
8- 4		0- 0		0- 0		HOME		0- 0		1- 1		7- 3								
2- 8		0- 0		0- 0		AWAY		0- 1		0- 2		2- 5								
1- 3		0- 0		0- 0		NEUTRAL		0- 0		0- 0		1- 3								
5- 5		0- 0		0- 0		NON-CONFERENCE		0- 1		0- 0		5- 4								
4- 0		0- 0		0- 0		HOME		0- 0		0- 0		4- 0								
0- 2		0- 0		0- 0		AWAY		0- 1		0- 0		0- 1								
1- 3		0- 0		0- 0		NEUTRAL		0- 0		0- 0		1- 3								
6- 10		0- 0		0- 0		CONFERENCE		0- 0		1- 3		5- 7								
4- 4		0- 0		0- 0		HOME		0- 0		1- 1		3- 3								
2- 6		0- 0		0- 0		AWAY		0- 0		0- 2		2- 4								
0- 0		0- 0		0- 0		NEUTRAL		0- 0		0- 0		0- 0								
RPI	S	Opponent		Score	RPI	S	Opponent		Score	RPI	S	Opponent		Score						
							51	A	UCF	0	3	122	A	Radford	2	3				
												122	H	Radford	1	3				
												130	A	High Point	0	3				
												130	H	High Point	3	0				
												169	A	Georgia	1	3				
												171	A	Liberty	0	3				
												171	H	Liberty	2	3				
												180	A	Campbell	0	3				
												180	H	Campbell	1	3				
												210	N	Central Mich.	0	3				
												219	N	Central Ark.	1	3				
												237	A	Winthrop	3	1				
												237	H	Winthrop	3	1				
												266	H	Western Caro.	3	0				
												270	N	San Francisco	1	3				
												280	A	Charleston So.	1	3				
												280	H	Charleston So.	1	3				
												282	A	Gardner-Webb	3	2				
												282	H	Gardner-Webb	3	2				
												295	H	Stetson	3	2				
												300	A	Presbyterian	2	3				
												300	H	Presbyterian	3	2				
												309	H	Alabama A&M	3	0				
												323	H	N.C. Central	3	0				
												330	N	Savannah St.	3	0				
LAST 10 GAMES																				

Non-Div. I Games: Montreat 3 0

UNC Asheville

B
r
o
w
n

Brown

Average RPI Win: 273		WON-LOST RECORD		WINNING PCT. RANK		LAST 10 GAMES		STRENGTH OF SCHEDULE		OPP. STRENGTH OF SCHEDULE		TEAM RPI		ADJ RPI		CONF. RPI		ADJ CONF. RPI			
DIV. I ONLY		5- 20		.2 306		1- 9		136		187		262		.43146 259		18		18			
DIV. I NON-CONF.		2- 7		.22222 285		0- 0		84		129		218		.46769 218		17		17			
TOTALS		RPI 1-25		RPI 26-50		W-L RECORDS		RPI 51-100		RPI 101-150		RPI 150+									
5- 20		0- 2		0- 0		OVERALL		0- 2		0- 10		5- 6									
2- 7		0- 1		0- 0		HOME		0- 0		0- 4		2- 2									
1- 10		0- 1		0- 0		AWAY		0- 0		0- 5		1- 4									
2- 3		0- 0		0- 0		NEUTRAL		0- 2		0- 1		2- 0									
2- 7		0- 2		0- 0		NON-CONFERENCE		0- 2		0- 2		2- 1									
0- 1		0- 1		0- 0		HOME		0- 0		0- 0		0- 0									
0- 3		0- 1		0- 0		AWAY		0- 0		0- 1		0- 1									
2- 3		0- 0		0- 0		NEUTRAL		0- 2		0- 1		2- 0									
3- 13		0- 0		0- 0		CONFERENCE		0- 0		0- 8		3- 5									
2- 6		0- 0		0- 0		HOME		0- 0		0- 4		2- 2									
1- 7		0- 0		0- 0		AWAY		0- 0		0- 4		1- 3									
0- 0		0- 0		0- 0		NEUTRAL		0- 0		0- 0		0- 0									
RPI	S	Opponent		Score		RPI	S	Opponent		Score		RPI	S	Opponent		Score					
2	A	Nebraska		0	3			63	N	Loyola Marymount		0	3	106	H	Sacramento St.		1	3		
17	H	Creighton		0	3			84	N	Gonzaga		0	3	108	A	Northern Ariz.		0	3		
														112	A	North Dakota		0	3		
														112	H	North Dakota		0	3		
														124	A	Denver		0	3		
														128	N	Utah St.		0	3		
														131	A	Northern Colo.		0	3		
														131	H	Northern Colo.		1	3		
														135	H	Idaho St.		1	3		
														141	A	Portland St.		0	3		
														198	A	Eastern Wash.		1	3		
														198	H	Eastern Wash.		1	3		
														205	A	Idaho		2	3		
														205	H	Idaho		1	3		
														214	H	Weber St.		3	2		
														255	A	Air Force		2	3		
														275	A	Montana		0	3		
														275	H	Montana		3	1		
														290	A	Southern Utah		3	0		
														292	N	Grand Canyon		3	2		
														293	N	Jacksonville St.		3	1		
LAST 10 GAMES																					
205 A Idaho						2	3	131 H Northern Colo.						1	3						
198 A Eastern Wash.						1	3	290 A Southern Utah						3	0						
275 A Montana						0	3	108 A Northern Ariz.						0	3						
106 H Sacramento St.						1	3	131 A Northern Colo.						0	3						
112 H North Dakota						0	3	112 A North Dakota						0	3						

Non-Div. I Games:

Montana St.

Average RPI Win: 264		WON-LOST RECORD		WINNING PCT. RANK		LAST 10 GAMES		STRENGTH OF SCHEDULE		OPP. STRENGTH OF SCHEDULE		TEAM RPI		ADJ RPI		CONF. RPI		ADJ CONF. RPI	
DIV. I ONLY		7- 21		.25 286		1- 9		198		136		263		.43032 260		11		11	
DIV. I NON-CONF.		5- 6		.45455 198		0- 0		294		224		259		.43087 256		11		11	
TOTALS		RPI 1-25		RPI 26-50		W-L RECORDS		RPI 51-100		RPI 101-150		RPI 150+							
7- 21		0- 0		0- 6		OVERALL		0- 3		0- 3		7- 9							
2- 6		0- 0		0- 3		HOME		0- 1		0- 1		2- 1							
1- 12		0- 0		0- 3		AWAY		0- 1		0- 2		1- 6							
4- 3		0- 0		0- 0		NEUTRAL		0- 1		0- 0		4- 2							
5- 6		0- 0		0- 0		NON-CONFERENCE		0- 1		0- 1		5- 4							
0- 0		0- 0		0- 0		HOME		0- 0		0- 0		0- 0							
1- 3		0- 0		0- 0		AWAY		0- 0		0- 1		1- 2							
4- 3		0- 0		0- 0		NEUTRAL		0- 1		0- 0		4- 2							
2- 15		0- 0		0- 6		CONFERENCE		0- 2		0- 2		2- 5							
2- 6		0- 0		0- 3		HOME		0- 1		0- 1		2- 1							
0- 9		0- 0		0- 3		AWAY		0- 1		0- 1		0- 4							
0- 0		0- 0		0- 0		NEUTRAL		0- 0		0- 0		0- 0							
RPI	S	Opponent		Score		RPI	S	Opponent		Score		RPI	S	Opponent		Score			
		37	A	Wichita St.	0	3	57	A	Southern Ill.	0	3	115	A	Illinois St.	0	3			
		37	H	Wichita St.	0	3	57	H	Southern Ill.	0	3	115	H	Illinois St.	0	3			
		45	A	UNI	0	3	67	N	Northern Ill.	0	3	138	A	Milwaukee	2	3			
		45	H	UNI	0	3						157	A	Loyola Chicago	1	3			
		47	A	Missouri St.	0	3						172	A	UMKC	0	3			
		47	H	Missouri St.	0	3						194	N	Western Mich.	1	3			
												196	A	Drake	1	3			
												196	H	Drake	1	3			
												201	N	Cornell	3	0			
												204	A	North Dakota St.	0	3			
												222	N	UTEP	1	3			
												224	A	Indiana St.	1	3			
												224	H	Indiana St.	3	1			
												254	A	Evansville	2	3			
												254	H	Evansville	3	0			
												268	N	Omaha	3	1			
												289	N	Akron	3	0			
												296	A	South Dakota St.	3	0			
												318	N	Western Ill.	3	0			
LAST 10 GAMES																			
		45	A	UNI	0	3	254	A	Evansville	2	3								
		196	A	Drake	1	3	224	H	Indiana St.	3	1								
		47	H	Missouri St.	0	3	115	H	Illinois St.	0	3								
		37	H	Wichita St.	0	3	157	A	Loyola Chicago	1	3								
		57	A	Southern Ill.	0	3	196	H	Drake	1	3								

Non-Div. I Games:

Bradley

Average RPI Win:	290	WON-LOST RECORD	WINNING PCT. RANK	LAST 10 GAMES	STRENGTH OF SCHEDULE	OPP. STRENGTH OF SCHEDULE	TEAM RPI	ADJ RPI	CONF. RPI	ADJ CONF. RPI		
DIV. I ONLY		19- 12	.6129 106	5- 5	327	318	254	.42916 261	30	30		
DIV. I NON-CONF.		8- 5	.61538 119	0- 0	329	321	269	.41418 273	31	31		
<hr/>												
TOTALS	RPI 1-25	RPI 26-50		W-L RECORDS		RPI 51-100		RPI 101-150		RPI 150+		
19- 12	0- 0	0- 0		OVERALL		0- 0		0- 2		19- 10		
9- 3	0- 0	0- 0		HOME		0- 0		0- 1		9- 2		
5- 8	0- 0	0- 0		AWAY		0- 0		0- 1		5- 7		
5- 1	0- 0	0- 0		NEUTRAL		0- 0		0- 0		5- 1		
<hr/>												
8- 5	0- 0	0- 0		NON-CONFERENCE		0- 0		0- 0		8- 5		
2- 1	0- 0	0- 0		HOME		0- 0		0- 0		2- 1		
1- 3	0- 0	0- 0		AWAY		0- 0		0- 0		1- 3		
5- 1	0- 0	0- 0		NEUTRAL		0- 0		0- 0		5- 1		
<hr/>												
11- 7	0- 0	0- 0		CONFERENCE		0- 0		0- 2		11- 5		
7- 2	0- 0	0- 0		HOME		0- 0		0- 1		7- 1		
4- 5	0- 0	0- 0		AWAY		0- 0		0- 1		4- 4		
0- 0	0- 0	0- 0		NEUTRAL		0- 0		0- 0		0- 0		
<hr/>												
RPI S	Opponent	Score	RPI S	Opponent	Score	RPI S	Opponent	Score	RPI S	Opponent	Score	
									132	A Fairfield	1	3
									132	H Fairfield	0	3
									220	A Marist	0	3
									220	H Marist	3	2
									229	H Bryant	3	0
									238	A Providence	3	2
									256	N Holy Cross	1	3
									262	A Rider	3	2
									262	H Rider	3	1
									264	A La Salle	0	3
									264	N La Salle	3	2
									271	A Fordham	0	3
									272	A Niagara	1	3
									272	H Niagara	2	3
									278	H UMass Lowell	0	3
									279	A Siena	3	0
									279	H Siena	3	1
									299	A Manhattan	2	3
									299	H Manhattan	3	0
									305	N NJIT	3	0
305	N NJIT	3	1									
LAST 10 GAMES									307	N Morgan St.	3	1
									308	A St. Francis Brooklyn	2	3
									314	A Iona	3	1
									314	H Iona	3	0
									315	A Canisius	2	3
									315	H Canisius	3	0
									132	A Fairfield	1	3
315	A Canisius	2	3	299	A Manhattan	2	3					
272	A Niagara	1	3	314	A Iona	3	1					
262	H Rider	3	1	279	H Siena	3	1					
331	H Saint Peter's	3	0	220	H Marist	3	2					

Non-Div. I Games:

Quinnipiac

RPI	S	Opponent	Score	
321	N	Saint Francis (PA)	3	1
327	H	Fairleigh Dickinson	3	1
331	A	Saint Peter's	3	0
331	H	Saint Peter's	3	0

Quinnipiac

Q
u
i
n
n
i
p
i
a
c

Q
u
i
n
n
i
p
i
a
c

R
i
d
e
r

Rider

RPI	S	Opponent	Score	
331	A	Saint Peter's	3	0
331	H	Saint Peter's	3	0
333	N	South Carolina St.	3	0

Rider

R
i
d
e
r

R
i
d
e
r

Average RPI Win: 275		WON-LOST RECORD		WINNING PCT. RANK		LAST 10 GAMES		STRENGTH OF SCHEDULE		OPP. STRENGTH OF SCHEDULE		TEAM RPI		ADJ RPI		CONF. RPI		ADJ CONF. RPI	
DIV. I ONLY		9- 22		.29032 269		4- 6		179		258		259		.42892 263		26		26	
DIV. I NON-CONF.		4- 11		.26667 276		0- 0		154		225		242		.43982 242		26		26	
TOTALS		RPI 1-25		RPI 26-50		W-L RECORDS		RPI 51-100		RPI 101-150		RPI 150+							
9- 22		0- 0		0- 0		OVERALL		0- 5		0- 7		9- 10							
4- 6		0- 0		0- 0		HOME		0- 0		0- 4		4- 2							
3- 9		0- 0		0- 0		AWAY		0- 2		0- 3		3- 4							
2- 7		0- 0		0- 0		NEUTRAL		0- 3		0- 0		2- 4							
4- 11		0- 0		0- 0		NON-CONFERENCE		0- 5		0- 1		4- 5							
1- 1		0- 0		0- 0		HOME		0- 0		0- 1		1- 0							
1- 3		0- 0		0- 0		AWAY		0- 2		0- 0		1- 1							
2- 7		0- 0		0- 0		NEUTRAL		0- 3		0- 0		2- 4							
5- 11		0- 0		0- 0		CONFERENCE		0- 0		0- 6		5- 5							
3- 5		0- 0		0- 0		HOME		0- 0		0- 3		3- 2							
2- 6		0- 0		0- 0		AWAY		0- 0		0- 3		2- 3							
0- 0		0- 0		0- 0		NEUTRAL		0- 0		0- 0		0- 0							
RPI S	Opponent	Score	RPI S	Opponent	Score	RPI S	Opponent	Score	RPI S	Opponent	Score								
						53 A	Arkansas St.	0 3	108 H	Northern Ariz.	1 3								
						66 N	Tulsa	0 3	111 A	SIUE	1 3								
						68 N	South Carolina	0 3	111 H	SIUE	1 3								
						87 N	Oklahoma	1 3	118 A	Murray St.	0 3								
						90 A	Col. of Charleston	0 3	118 H	Murray St.	0 3								
									140 A	Austin Peay	0 3								
									140 H	Austin Peay	0 3								
									161 N	Mississippi St.	0 3								
									173 H	Belmont	1 3								
									187 N	Memphis	0 3								
									197 H	Tennessee St.	3 2								
									202 A	Little Rock	0 3								
									208 N	Binghamton	3 1								
									219 N	Central Ark.	0 3								
									249 A	Eastern Ky.	1 3								
									267 A	Morehead St.	3 0								
									277 A	UAB	3 1								
									284 N	UL Lafayette	1 3								
									291 A	Tennessee Tech	1 3								
									293 H	Jacksonville St.	3 0								
									294 A	Southeast Mo. St.	0 3								
									294 H	Southeast Mo. St.	3 2								
									309 H	Alabama A&M	3 0								
									310 A	Eastern Ill.	3 2								
									310 H	Eastern Ill.	1 3								
									319 N	Ark.-Pine Bluff	3 0								
LAST 10 GAMES																			
			293 H	Jacksonville St.	3 0	140 H	Austin Peay	0 3											
			294 A	Southeast Mo. St.	0 3	249 A	Eastern Ky.	1 3											
			111 A	SIUE	1 3	267 A	Morehead St.	3 0											
			310 A	Eastern Ill.	3 2	173 H	Belmont	1 3											
			118 H	Murray St.	0 3	197 H	Tennessee St.	3 2											

Non-Div. I Games:

UT Martin

Average RPI Win:	292	WON-LOST RECORD	WINNING PCT. RANK	LAST 10 GAMES	STRENGTH OF SCHEDULE	OPP. STRENGTH OF SCHEDULE	TEAM RPI	ADJ RPI	CONF. RPI	ADJ CONF. RPI	
Average RPI Loss:	164										
DIV. I ONLY		10- 20	.33333 253	2- 8	242	263	266	.42887 264	19	17	
DIV. I NON-CONF.		9- 7	.5625 145	1- 0	302	302	239	.4436 239	21	20	
<hr/>											
TOTALS	RPI 1-25	RPI 26-50		W-L RECORDS	RPI 51-100		RPI 101-150		RPI 150+		
10- 20	0- 0	0- 2		OVERALL	0- 4		0- 2		10- 12		
5- 8	0- 0	0- 1		HOME	0- 3		0- 1		5- 3		
3- 10	0- 0	0- 1		AWAY	0- 1		0- 1		3- 7		
2- 2	0- 0	0- 0		NEUTRAL	0- 0		0- 0		2- 2		
<hr/>											
9- 7	0- 0	0- 0		NON-CONFERENCE	0- 2		0- 0		9- 5		
4- 2	0- 0	0- 0		HOME	0- 2		0- 0		4- 0		
3- 3	0- 0	0- 0		AWAY	0- 0		0- 0		3- 3		
2- 2	0- 0	0- 0		NEUTRAL	0- 0		0- 0		2- 2		
<hr/>											
1- 13	0- 0	0- 2		CONFERENCE	0- 2		0- 2		1- 7		
1- 6	0- 0	0- 1		HOME	0- 1		0- 1		1- 3		
0- 7	0- 0	0- 1		AWAY	0- 1		0- 1		0- 4		
0- 0	0- 0	0- 0		NEUTRAL	0- 0		0- 0		0- 0		
<hr/>											
RPI S	Opponent	Score	RPI S	Opponent	Score	RPI S	Opponent	Score	RPI S	Opponent	Score
			31 A Dayton	0 3	52 H Temple	1 3	133 A Rhode Island	0 3			
			31 H Dayton	0 3	75 H Villanova	1 3	133 H Rhode Island	0 3			
					82 A Saint Louis	0 3	160 H VCU	0 3			
					82 H Saint Louis	0 3	167 A St. John's (NY)	0 3			
							175 A Duquesne	0 3			
							175 H Duquesne	2 3			
							208 N Binghamton	3 0			
							215 A Penn	0 3			
							232 A George Washington	0 3			
							235 H Davidson	2 3			
							238 A Providence	1 3			
							256 N Holy Cross	0 3			
							261 H Quinnipiac	3 0			
							261 N Quinnipiac	2 3			
							271 A Fordham	1 3			
							271 H Fordham	3 2			
							272 N Niagara	3 1			
							274 A George Mason	2 3			
							305 H NJIT	3 0			
							307 H Morgan St.	3 0			
							321 H Saint Francis (PA)	3 1			
							322 A Lafayette	3 0			
							327 A Fairleigh Dickinson	3 2			
							328 A Delaware St.	3 0			
<hr/>											
LAST 10 GAMES											
			175 A Duquesne	0 3	82 A Saint Louis	0 3	322 A Lafayette	3 0			
			31 H Dayton	0 3	31 A Dayton	0 3	327 A Fairleigh Dickinson	3 2			
			82 H Saint Louis	0 3	328 A Delaware St.	3 0	328 A Delaware St.	3 0			
			274 A George Mason	2 3	271 H Fordham	3 2					
			232 A George Washington	0 3	133 H Rhode Island	0 3					

Non-Div. I Games:

La Salle

Average RPI Win: 236		WON-LOST	WINNING	LAST 10	STRENGTH OF		OPP. STRENGTH	TEAM	ADJ		CONF.	ADJ CONF.			
Average RPI Loss: 125		RECORD	PCT. RANK	GAMES	SCHEDULE		OF SCHEDULE	RPI	RPI		RPI	RPI			
DIV. I ONLY		8- 18	.30769	265	3- 7		264	111	264	.42876	265	13	12		
DIV. I NON-CONF.		5- 7	.41667	212	0- 0		309	141	268	.41812	268	10	9		
<hr/>															
TOTALS		RPI 1-25		RPI 26-50		W-L RECORDS		RPI 51-100		RPI 101-150		RPI 150+			
8- 18		0- 0		0- 2		OVERALL		2- 4		0- 5		6- 7			
2- 5		0- 0		0- 1		HOME		1- 2		0- 0		1- 2			
1- 10		0- 0		0- 1		AWAY		1- 1		0- 3		0- 5			
5- 3		0- 0		0- 0		NEUTRAL		0- 1		0- 2		5- 0			
5- 7		0- 0		0- 0		NON-CONFERENCE		0- 1		0- 4		5- 2			
0- 0		0- 0		0- 0		HOME		0- 0		0- 0		0- 0			
0- 4		0- 0		0- 0		AWAY		0- 0		0- 2		0- 2			
5- 3		0- 0		0- 0		NEUTRAL		0- 1		0- 2		5- 0			
3- 11		0- 0		0- 2		CONFERENCE		2- 3		0- 1		1- 5			
2- 5		0- 0		0- 1		HOME		1- 2		0- 0		1- 2			
1- 6		0- 0		0- 1		AWAY		1- 1		0- 1		0- 3			
0- 0		0- 0		0- 0		NEUTRAL		0- 0		0- 0		0- 0			
RPI	S	Opponent	Score	RPI	S	Opponent	Score	RPI	S	Opponent	Score	RPI	S	Opponent	Score
				36	A	Hawaii	0 3	56	A	Cal Poly	0 3	108	N	Northern Ariz.	2 3
				36	H	Hawaii	0 3	56	H	Cal Poly	0 3	128	A	Utah St.	0 3
								61	H	Long Beach St.	1 3	141	N	Portland St.	0 3
								85	N	Nevada	0 3	144	A	CSUN	0 3
								86	A	UC Santa Barbara	3 2	145	A	St. Mary's (CA)	1 3
								86	H	UC Santa Barbara	3 1	151	A	UC Davis	1 3
												151	H	UC Davis	1 3
												155	A	California	2 3
												156	A	CSU Bakersfield	0 3
												178	A	UC Irvine	0 3
												178	H	UC Irvine	1 3
												270	N	San Francisco	3 2
												276	N	Middle Tenn.	3 1
												287	A	Cal St. Fullerton	1 3
												287	H	Cal St. Fullerton	3 0
												290	N	Southern Utah	3 0
												290	N	Southern Utah	3 1
												302	N	Southeastern La.	3 0
LAST 10 GAMES															
				86	A	UC Santa Barbara	3 2	36	H	Hawaii	0 3				
				56	A	Cal Poly	0 3	178	A	UC Irvine	0 3				
				151	H	UC Davis	1 3	151	A	UC Davis	1 3				
				287	H	Cal St. Fullerton	3 0	56	H	Cal Poly	0 3				
				144	A	CSUN	0 3	86	H	UC Santa Barbara	3 1				

Non-Div. I Games:

UC Riverside

Average RPI Win:	250	WON-LOST RECORD	WINNING PCT. RANK	LAST 10 GAMES	STRENGTH OF SCHEDULE	OPP. STRENGTH OF SCHEDULE	TEAM RPI	ADJ RPI	CONF. RPI	ADJ CONF. RPI			
Average RPI Loss:	189												
DIV. I ONLY		11- 18	.37931 231	4- 6	275	250	265	.42833 266	21	21			
DIV. I NON-CONF.		5- 8	.38462 225	0- 0	325	264	304	.37729 304	24	24			
<hr/>													
TOTALS	RPI 1-25	RPI 26-50		W-L RECORDS		RPI 51-100		RPI 101-150		RPI 150+			
11- 18	0- 0	0- 0		OVERALL		0- 2		0- 1		11- 15			
8- 4	0- 0	0- 0		HOME		0- 1		0- 0		8- 3			
1- 11	0- 0	0- 0		AWAY		0- 1		0- 1		1- 9			
2- 3	0- 0	0- 0		NEUTRAL		0- 0		0- 0		2- 3			
<hr/>													
5- 8	0- 0	0- 0		NON-CONFERENCE		0- 0		0- 1		5- 7			
3- 1	0- 0	0- 0		HOME		0- 0		0- 0		3- 1			
0- 4	0- 0	0- 0		AWAY		0- 0		0- 1		0- 3			
2- 3	0- 0	0- 0		NEUTRAL		0- 0		0- 0		2- 3			
<hr/>													
6- 10	0- 0	0- 0		CONFERENCE		0- 2		0- 0		6- 8			
5- 3	0- 0	0- 0		HOME		0- 1		0- 0		5- 2			
1- 7	0- 0	0- 0		AWAY		0- 1		0- 0		1- 6			
0- 0	0- 0	0- 0		NEUTRAL		0- 0		0- 0		0- 0			
<hr/>													
RPI S	Opponent	Score	RPI S	Opponent	Score	RPI S	Opponent	Score	RPI S	Opponent	Score		
						100 A ETSU	2	3	120 A	South Fla.	0	3	
						100 H ETSU	1	3	152 N	New Mexico	0	3	
										154 A	UNCG	1	3
										154 H	UNCG	0	3
										159 A	Samford	0	3
										159 H	Samford	3	1
										166 A	Chattanooga	1	3
										166 H	Chattanooga	3	1
										176 N	Fla. Atlantic	1	3
										195 A	Mercer	1	3
										195 H	Mercer	3	2
										209 A	Wofford	1	3
										209 H	Wofford	0	3
										212 A	Furman	0	3
										212 H	Furman	3	0
										226 A	William & Mary	0	3
										237 A	Winthrop	0	3
										243 N	Georgetown	3	0
										257 A	UNC Asheville	0	3
										277 H	UAB	3	2
				280 H	Charleston So.	3	2						
LAST 10 GAMES						281 N	Charlotte	1	3				
						291 H	Tennessee Tech	1	3				
						297 A	The Citadel	3	0				
						297 H	The Citadel	3	0				
						298 H	Appalachian St.	3	2				
						329 N	Coppin St.	3	0				
297 A	The Citadel	3	0										
195 A	Mercer	1	3										
209 A	Wofford	1	3										
154 A	UNCG	1	3										
159 A	Samford	0	3										
100 H	ETSU	1	3										
212 H	Furman	3	0										
195 H	Mercer	3	2										

Non-Div. I Games:

Western Caro.

Average RPI Win: 267		WON-LOST RECORD		WINNING PCT. RANK		LAST 10 GAMES		STRENGTH OF SCHEDULE		OPP. STRENGTH OF SCHEDULE		TEAM RPI		ADJ RPI		CONF. RPI		ADJ CONF. RPI	
DIV. I ONLY		11- 19		.36667 239		4- 6		269		276		268		.42515 267		26		26	
DIV. I NON-CONF.		4- 10		.28571 269		0- 1		275		247		287		.39564 287		26		26	
TOTALS		RPI 1-25		RPI 26-50		W-L RECORDS		RPI 51-100		RPI 101-150		RPI 150+							
11- 19		0- 0		0- 1		OVERALL		0- 1		1- 4		10- 13							
7- 9		0- 0		0- 1		HOME		0- 0		1- 1		6- 7							
2- 7		0- 0		0- 0		AWAY		0- 0		0- 2		2- 5							
2- 3		0- 0		0- 0		NEUTRAL		0- 1		0- 1		2- 1							
4- 10		0- 0		0- 1		NON-CONFERENCE		0- 1		0- 2		4- 6							
2- 6		0- 0		0- 1		HOME		0- 0		0- 1		2- 4							
0- 1		0- 0		0- 0		AWAY		0- 0		0- 0		0- 1							
2- 3		0- 0		0- 0		NEUTRAL		0- 1		0- 1		2- 1							
7- 9		0- 0		0- 0		CONFERENCE		0- 0		1- 2		6- 7							
5- 3		0- 0		0- 0		HOME		0- 0		1- 0		4- 3							
2- 6		0- 0		0- 0		AWAY		0- 0		0- 2		2- 4							
0- 0		0- 0		0- 0		NEUTRAL		0- 0		0- 0		0- 0							
RPI S	Opponent	Score		RPI S	Opponent	Score		RPI S	Opponent	Score		RPI S	Opponent	Score					
				31 H	Dayton	0	3	96 N	Marshall	1	3	102 H	Northern Ky.	1	3				
												111 A	SIUE	2	3				
												118 H	Murray St.	3	0				
												139 N	West Virginia	2	3				
												140 A	Austin Peay	1	3				
												173 A	Belmont	0	3				
												173 H	Belmont	3	1				
												192 H	Kent St.	0	3				
												197 A	Tennessee St.	1	4				
												197 H	Tennessee St.	2	3				
												199 H	Wright St.	1	3				
												203 H	Ball St.	1	3				
												224 N	Indiana St.	0	3				
												249 A	Eastern Ky.	0	3				
												249 H	Eastern Ky.	2	3				
												253 N	Robert Morris	3	1				
												263 H	UT Martin	0	3				
												275 H	Montana	2	3				
												282 N	Gardner-Webb	3	1				
												291 A	Tennessee Tech	3	0				
												291 H	Tennessee Tech	3	1				
												293 A	Jacksonville St.	1	3				
												293 H	Jacksonville St.	3	0				
												294 H	Southeast Mo. St.	3	1				
												297 A	The Citadel	2	3				
												298 H	Appalachian St.	3	2				
												310 A	Eastern Ill.	3	2				
				LAST 10 GAMES															
				173 A	Belmont	0	3	291 H	Tennessee Tech	3	1	293 A	Jacksonville St.	1	3				
				197 A	Tennessee St.	1	4	31 H	Dayton	0	3	294 H	Southeast Mo. St.	3	1				
				140 A	Austin Peay	1	3	294 H	Southeast Mo. St.	3	1	297 A	The Citadel	2	3				
				249 H	Eastern Ky.	2	3	263 H	UT Martin	0	3	298 H	Appalachian St.	3	2				
				293 H	Jacksonville St.	3	0	310 A	Eastern Ill.	3	2	310 A	Eastern Ill.	3	2				

Non-Div. I Games:

Morehead St.

RPI	S	Opponent	Score	
329	H	Coppin St.	3	1

Morehead St.

M
o
r
e
h
e
a
d
s
t
.

M
o
r
e
h
e
a
d
s
t
.

Average RPI Win: 253		WON-LOST RECORD		WINNING PCT. RANK		LAST 10 GAMES		STRENGTH OF SCHEDULE		OPP. STRENGTH OF SCHEDULE		TEAM RPI		ADJ RPI		CONF. RPI		ADJ CONF. RPI					
DIV. I ONLY		6- 22		.21429 300		3- 7		154		240		269		.42427 269		28		28					
DIV. I NON-CONF.		0- 12		0 322		0- 0		67		151		267		.41984 267		25		25					
TOTALS		RPI 1-25		RPI 26-50		W-L RECORDS		RPI 51-100		RPI 101-150		RPI 150+											
6- 22		0- 1		0- 0		OVERALL		0- 7		0- 2		6- 12											
3- 5		0- 0		0- 0		HOME		0- 1		0- 0		3- 4											
3- 9		0- 0		0- 0		AWAY		0- 3		0- 0		3- 6											
0- 8		0- 1		0- 0		NEUTRAL		0- 3		0- 2		0- 2											
0- 12		0- 1		0- 0		NON-CONFERENCE		0- 5		0- 2		0- 4											
0- 0		0- 0		0- 0		HOME		0- 0		0- 0		0- 0											
0- 4		0- 0		0- 0		AWAY		0- 2		0- 0		0- 2											
0- 8		0- 1		0- 0		NEUTRAL		0- 3		0- 2		0- 2											
6- 10		0- 0		0- 0		CONFERENCE		0- 2		0- 0		6- 8											
3- 5		0- 0		0- 0		HOME		0- 1		0- 0		3- 4											
3- 5		0- 0		0- 0		AWAY		0- 1		0- 0		3- 4											
0- 0		0- 0		0- 0		NEUTRAL		0- 0		0- 0		0- 0											
RPI	S	Opponent		Score		RPI	S	Opponent		Score		RPI	S	Opponent		Score							
10	N	Kansas		0 3								135	N	Idaho St.		0 3							
												136	N	Ohio		0 3							
												153	H	Sam Houston St.		1 3							
												161	A	Mississippi St.		2 3							
												162	H	SFA		0 3							
												198	N	Eastern Wash.		0 3							
												206	A	Houston Baptist		3 2							
												206	H	Houston Baptist		3 2							
												219	H	Central Ark.		3 2							
												236	A	Houston		2 3							
												244	N	Texas Southern		2 3							
												245	A	Incarnate Word		2 3							
												245	H	Incarnate Word		2 3							
												246	A	Abilene Christian		0 3							
												246	H	Abilene Christian		3 0							
												251	H	Northwestern St.		2 3							
												286	A	McNeese		2 3							
												302	A	Southeastern La.		2 3							
												317	A	Nicholls St.		3 0							
												324	A	New Orleans		3 1							
LAST 10 GAMES																							
245 H Incarnate Word						2 3						162 H SFA						0 3					
70 H A&M-Corpus Christi						1 3						286 A McNeese						2 3					
246 A Abilene Christian						0 3						317 A Nicholls St.						3 0					
206 H Houston Baptist						3 2						246 H Abilene Christian						3 0					
153 H Sam Houston St.						1 3						70 A A&M-Corpus Christi						0 3					

Non-Div. I Games:

Lamar University

Average RPI Win:		252	WON-LOST RECORD		WINNING PCT. RANK		LAST 10 GAMES		STRENGTH OF SCHEDULE		OPP. STRENGTH OF SCHEDULE		TEAM RPI		ADJ RPI		CONF. RPI		ADJ CONF. RPI				
DIV. I ONLY			4- 24		.14286 319		0- 10		152		100		272		.42159 270		5		5				
DIV. I NON-CONF.			4- 9		.30769 257		0- 0		198		208		249		.43548 249		5		5				
<hr/>																							
TOTALS		RPI 1-25		RPI 26-50				W-L RECORDS				RPI 51-100				RPI 101-150				RPI 150+			
4- 24		0- 2		0- 1				OVERALL				0- 9				0- 7				4- 5			
2- 11		0- 0		0- 1				HOME				0- 5				0- 3				2- 2			
0- 10		0- 2		0- 0				AWAY				0- 4				0- 3				0- 1			
2- 3		0- 0		0- 0				NEUTRAL				0- 0				0- 1				2- 2			
4- 9		0- 0		0- 1				NON-CONFERENCE				0- 2				0- 1				4- 5			
2- 5		0- 0		0- 1				HOME				0- 2				0- 0				2- 2			
0- 1		0- 0		0- 0				AWAY				0- 0				0- 0				0- 1			
2- 3		0- 0		0- 0				NEUTRAL				0- 0				0- 1				2- 2			
0- 15		0- 2		0- 0				CONFERENCE				0- 7				0- 6				0- 0			
0- 6		0- 0		0- 0				HOME				0- 3				0- 3				0- 0			
0- 9		0- 2		0- 0				AWAY				0- 4				0- 3				0- 0			
0- 0		0- 0		0- 0				NEUTRAL				0- 0				0- 0				0- 0			
RPI	S	Opponent		Score		RPI	S	Opponent		Score		RPI	S	Opponent		Score		RPI	S	Opponent		Score	
6	A	BYU		0	3	48	H	Indiana		1	3	63	A	Loyola Marymount		0	3	108	N	Northern Ariz.		0	3
8	A	San Diego		0	3							63	H	Loyola Marymount		0	3	110	A	Pepperdine		1	3
												72	A	Pacific		0	3	110	H	Pepperdine		0	3
												78	H	Princeton		0	3	129	A	Santa Clara		0	3
												84	A	Gonzaga		0	3	129	H	Santa Clara		0	3
												84	H	Gonzaga		0	3	145	A	St. Mary's (CA)		0	3
												86	H	UC Santa Barbara		0	3	145	H	St. Mary's (CA)		0	3
												95	A	Portland		0	3	164	H	Columbia		3	0
												95	H	Portland		2	3	167	H	St. John's (NY)		0	3
																		169	A	Georgia		1	3
																		178	N	UC Irvine		0	3
																		180	H	Campbell		2	3
																		257	N	UNC Asheville		3	1
																		258	H	Brown		3	1
																		265	N	UC Riverside		2	3
																		330	N	Savannah St.		3	0
<hr/>																							
LAST 10 GAMES																							
110 A Pepperdine						1	3	72 A Pacific						0	3								
63 A Loyola Marymount						0	3	145 A St. Mary's (CA)						0	3								
129 A Santa Clara						0	3	63 H Loyola Marymount						0	3								
95 H Portland						2	3	110 H Pepperdine						0	3								
84 H Gonzaga						0	3	129 H Santa Clara						0	3								

Non-Div. I Games:

San Francisco

Average RPI Win: 276		WON-LOST RECORD		WINNING PCT. RANK		LAST 10 GAMES		STRENGTH OF SCHEDULE		OPP. STRENGTH OF SCHEDULE		TEAM RPI		ADJ RPI		CONF. RPI		ADJ CONF. RPI	
DIV. I ONLY		11- 18		.37931 231		1- 9		285		274		270		.4201 271		19		17	
DIV. I NON-CONF.		7- 8		.46667 187		0- 0		312		312		274		.40979 274		21		20	
TOTALS		RPI 1-25		RPI 26-50		W-L RECORDS		RPI 51-100		RPI 101-150		RPI 150+							
11- 18		0- 0		0- 1		OVERALL		0- 2		0- 2		11- 13							
5- 6		0- 0		0- 1		HOME		0- 1		0- 1		5- 3							
2- 10		0- 0		0- 0		AWAY		0- 1		0- 1		2- 8							
4- 2		0- 0		0- 0		NEUTRAL		0- 0		0- 0		4- 2							
7- 8		0- 0		0- 0		NON-CONFERENCE		0- 1		0- 0		7- 7							
3- 1		0- 0		0- 0		HOME		0- 0		0- 0		3- 1							
0- 5		0- 0		0- 0		AWAY		0- 1		0- 0		0- 4							
4- 2		0- 0		0- 0		NEUTRAL		0- 0		0- 0		4- 2							
4- 10		0- 0		0- 1		CONFERENCE		0- 1		0- 2		4- 6							
2- 5		0- 0		0- 1		HOME		0- 1		0- 1		2- 2							
2- 5		0- 0		0- 0		AWAY		0- 0		0- 1		2- 4							
0- 0		0- 0		0- 0		NEUTRAL		0- 0		0- 0		0- 0							
RPI S	Opponent	Score		RPI S	Opponent	Score		RPI S	Opponent	Score		RPI S	Opponent	Score					
				31 H Dayton		0 3		82 H Saint Louis		1 3		133 A Rhode Island		0 3					
								88 A Northeastern		1 3		133 H Rhode Island		0 3					
												160 A VCU		0 3					
												164 A Columbia		0 3					
												175 A Duquesne		0 3					
												175 H Duquesne		1 3					
												208 N Binghamton		1 3					
												232 A George Washington		3 0					
												232 H George Washington		3 1					
												235 A Davidson		0 3					
												238 N Providence		1 3					
												241 A Central Conn. St.		1 3					
												242 N Lehigh		3 2					
												247 A Stony Brook		2 3					
												261 H Quinnipiac		3 0					
												264 A La Salle		2 3					
												264 H La Salle		3 1					
												274 A George Mason		3 1					
												274 H George Mason		2 3					
												285 N Hartford		3 2					
												299 H Manhattan		3 0					
												300 N Presbyterian		3 0					
												305 H NJIT		2 3					
												308 A St. Francis Brooklyn		2 3					
												314 N Iona		3 1					
												331 H Saint Peter's		3 0					
LAST 10 GAMES																			
				133 H Rhode Island		0 3		133 A Rhode Island		0 3		305 H NJIT		2 3					
				232 H George Washington		3 1		264 A La Salle		2 3		308 A St. Francis Brooklyn		2 3					
				274 H George Mason		2 3		175 A Duquesne		0 3		314 N Iona		3 1					
				235 A Davidson		0 3		31 H Dayton		0 3		331 H Saint Peter's		3 0					
				160 A VCU		0 3		82 H Saint Louis		1 3									

Non-Div. I Games:

Fordham

Average RPI Win:		299	WON-LOST RECORD		WINNING PCT. RANK		LAST 10 GAMES		STRENGTH OF SCHEDULE		OPP. STRENGTH OF SCHEDULE		TEAM RPI		ADJ RPI		CONF. RPI		ADJ CONF. RPI	
Average RPI Loss:		198																		
DIV. I ONLY			12- 18		.4 218		5- 5		286		306		271		.41942 272		30		30	
DIV. I NON-CONF.			2- 10		.16667 297		0- 0		238		212		299		.3858 296		31		31	
TOTALS		RPI 1-25		RPI 26-50		W-L RECORDS		RPI 51-100		RPI 101-150		RPI 150+								
12- 18		0- 1		0- 0		OVERALL		0- 1		0- 4		12- 12								
7- 3		0- 0		0- 0		HOME		0- 0		0- 1		7- 2								
5- 8		0- 0		0- 0		AWAY		0- 1		0- 1		5- 6								
0- 7		0- 1		0- 0		NEUTRAL		0- 0		0- 2		0- 4								
2- 10		0- 1		0- 0		NON-CONFERENCE		0- 1		0- 2		2- 6								
1- 0		0- 0		0- 0		HOME		0- 0		0- 0		1- 0								
1- 3		0- 0		0- 0		AWAY		0- 1		0- 0		1- 2								
0- 7		0- 1		0- 0		NEUTRAL		0- 0		0- 2		0- 4								
10- 8		0- 0		0- 0		CONFERENCE		0- 0		0- 2		10- 6								
6- 3		0- 0		0- 0		HOME		0- 0		0- 1		6- 2								
4- 5		0- 0		0- 0		AWAY		0- 0		0- 1		4- 4								
0- 0		0- 0		0- 0		NEUTRAL		0- 0		0- 0		0- 0								
RPI	S	Opponent		Score		RPI	S	Opponent		Score		RPI	S	Opponent		Score				
12	N	UCLA		0 3								63	A	Loyola Marymount		1 3				
														115 N Illinois St.		0 3				
														132 A Fairfield		0 3				
														132 H Fairfield		2 3				
														137 N Army West Point		0 3				
														167 A St. John's (NY)		1 3				
														208 N Binghamton		0 3				
														220 A Marist		2 3				
														220 H Marist		2 3				
														240 A Dartmouth		0 3				
														241 N Central Conn. St.		2 3				
														261 A Quinnipiac		3 2				
														261 H Quinnipiac		3 1				
														262 A Rider		0 3				
														262 H Rider		3 1				
														264 N La Salle		1 3				
														279 A Siena		1 3				
														279 H Siena		0 3				
														285 N Hartford		2 3				
														287 A Cal St. Fullerton		3 1				
														299 A Manhattan		2 3				
														299 H Manhattan		3 1				
														303 H Buffalo		3 1				
														314 A Iona		3 2				
														314 H Iona		3 0				
														315 A Canisius		3 0				
														315 H Canisius		3 0				
														331 A Saint Peter's		3 0				
														314 A Iona		3 0				

Non-Div. I Games:

Niagara

Niagara

Average RPI Win: 277		WON-LOST RECORD	WINNING PCT. RANK		LAST 10 GAMES		STRENGTH OF SCHEDULE		OPP. STRENGTH OF SCHEDULE		TEAM RPI		ADJ RPI		CONF. RPI		ADJ CONF. RPI	
Average RPI Loss: 170																		
DIV. I ONLY		10- 23	.30303	267	4- 6		253		252		274		.41798	273	22		22	
DIV. I NON-CONF.		6- 11	.35294	243	0- 0		240		288		264		.42233	265	19		19	
TOTALS		RPI 1-25		RPI 26-50		W-L RECORDS		RPI 51-100		RPI 101-150		RPI 150+						
10- 23	0- 0			0- 2		OVERALL		0- 5		0- 2		10- 14						
4- 9	0- 0			0- 1		HOME		0- 2		0- 1		4- 5						
3- 10	0- 0			0- 1		AWAY		0- 2		0- 0		3- 7						
3- 4	0- 0			0- 0		NEUTRAL		0- 1		0- 1		3- 2						
6- 11	0- 0			0- 0		NON-CONFERENCE		0- 3		0- 2		6- 6						
2- 4	0- 0			0- 0		HOME		0- 1		0- 1		2- 2						
1- 3	0- 0			0- 0		AWAY		0- 1		0- 0		1- 2						
3- 4	0- 0			0- 0		NEUTRAL		0- 1		0- 1		3- 2						
4- 12	0- 0			0- 2		CONFERENCE		0- 2		0- 0		4- 8						
2- 5	0- 0			0- 1		HOME		0- 1		0- 0		2- 3						
2- 7	0- 0			0- 1		AWAY		0- 1		0- 0		2- 5						
0- 0	0- 0			0- 0		NEUTRAL		0- 0		0- 0		0- 0						
RPI S	Opponent	Score	RPI S	Opponent	Score	RPI S	Opponent	Score	RPI S	Opponent	Score							
			42 A Coastal Caro.		0 3	53 A Arkansas St.		0 3	107 H Tennessee		0 3							
			42 H Coastal Caro.		0 3	73 H New Mexico St.		0 3	140 N Austin Peay		0 3							
						83 H Texas St.		0 3	161 A Mississippi St.		0 3							
						95 N Portland		2 3	168 H UT Arlington		0 3							
						100 A ETSU		0 3	183 H Valparaiso		1 3							
									191 A South Ala.		0 3							
									191 H South Ala.		3 1							
									202 A Little Rock		1 3							
									216 H Florida A&M		1 3							
									217 A Alabama St.		3 1							
									225 A Ga. Southern		0 3							
									225 H Ga. Southern		2 3							
									231 N USC Upstate		3 2							
									233 N FIU		0 3							
									250 A Georgia St.		2 3							
									250 H Georgia St.		1 3							
									277 A UAB		2 3							
									283 A La.-Monroe		3 0							
									284 A UL Lafayette		0 3							
									298 A Appalachian St.		3 2							
									298 H Appalachian St.		3 2							
LAST 10 GAMES																		
			298 A Appalachian St.		3 2	298 H Appalachian St.		3 2	302 H Southeastern La.		3 0							
			42 A Coastal Caro.		0 3	191 H South Ala.		3 1	306 H Southern U.		3 0							
			283 A La.-Monroe		3 0	53 A Arkansas St.		0 3	310 N Eastern Ill.		0 3							
			284 A UL Lafayette		0 3	202 A Little Rock		1 3	312 N Chicago St.		3 1							
			42 H Coastal Caro.		0 3	250 H Georgia St.		1 3	330 N Savannah St.		3 1							

Non-Div. I Games:

Troy

Average RPI Win:	280	WON-LOST	WINNING	LAST 10	STRENGTH OF	OPP. STRENGTH	TEAM	ADJ	CONF.	ADJ CONF.					
Average RPI Loss:	178	RECORD	PCT. RANK	GAMES	SCHEDULE	OF SCHEDULE	RPI	RPI	RPI	RPI					
DIV. I ONLY		7- 20	.25926	283	3- 7	211	266	278	.41789	274	19	17			
DIV. I NON-CONF.		4- 9	.30769	257	0- 0	225	301	272	.41713	271	21	20			
<hr/>															
TOTALS	RPI 1-25	RPI 26-50		W-L RECORDS		RPI 51-100		RPI 101-150		RPI 150+					
7- 20	0- 0	0- 1		OVERALL		0- 1		0- 4		7- 14					
4- 8	0- 0	0- 0		HOME		0- 0		0- 2		4- 6					
1- 8	0- 0	0- 1		AWAY		0- 1		0- 1		1- 5					
2- 4	0- 0	0- 0		NEUTRAL		0- 0		0- 1		2- 3					
<hr/>															
4- 9	0- 0	0- 0		NON-CONFERENCE		0- 0		0- 2		4- 7					
2- 3	0- 0	0- 0		HOME		0- 0		0- 1		2- 2					
0- 2	0- 0	0- 0		AWAY		0- 0		0- 0		0- 2					
2- 4	0- 0	0- 0		NEUTRAL		0- 0		0- 1		2- 3					
<hr/>															
3- 11	0- 0	0- 1		CONFERENCE		0- 1		0- 2		3- 7					
2- 5	0- 0	0- 0		HOME		0- 0		0- 1		2- 4					
1- 6	0- 0	0- 1		AWAY		0- 1		0- 1		1- 3					
0- 0	0- 0	0- 0		NEUTRAL		0- 0		0- 0		0- 0					
<hr/>															
RPI	S	Opponent	Score	RPI	S	Opponent	Score	RPI	S	Opponent	Score				
				31	A	Dayton	1 3	82	A	Saint Louis	0 3				
										104	H	American	2 3		
										133	A	Rhode Island	0 3		
										133	H	Rhode Island	0 3		
										138	N	Milwaukee	0 3		
										160	A	VCU	0 3		
										160	H	VCU	1 3		
										163	A	Sacred Heart	0 3		
										165	N	Howard	0 3		
										165	N	Howard	1 3		
										175	H	Duquesne	3 2		
										215	A	Penn	1 3		
										229	H	Bryant	1 3		
										232	A	George Washington	2 3		
										232	H	George Washington	2 3		
										235	A	Davidson	2 3		
										235	H	Davidson	0 3		
										240	N	Dartmouth	0 3		
										243	H	Georgetown	1 3		
										264	H	La Salle	3 2		
										271	A	Fordham	3 2		
										271	H	Fordham	1 3		
				LAST 10 GAMES						301	H	Loyola Maryland	3 0		
				232	A	George Washington	2 3	160	H	VCU	1 3	311	H	Hampton	3 0
				133	A	Rhode Island	0 3	235	H	Davidson	0 3	316	N	Bucknell	3 2
				271	A	Fordham	3 2	232	H	George Washington	2 3	322	N	Lafayette	3 1
				264	H	La Salle	3 2	235	A	Davidson	2 3				
				175	H	Duquesne	3 2	160	A	VCU	0 3				

Non-Div. I Games:

George Mason

Average RPI Win: 252		WON-LOST RECORD		WINNING PCT. RANK		LAST 10 GAMES		STRENGTH OF SCHEDULE		OPP. STRENGTH OF SCHEDULE		TEAM RPI		ADJ RPI		CONF. RPI		ADJ CONF. RPI			
DIV. I ONLY		5- 21		.19231 307		1- 9		176		179		276		.41769 275		18		18			
DIV. I NON-CONF.		3- 7		.3 268		0- 0		153		143		229		.45484 228		17		17			
TOTALS		RPI 1-25		RPI 26-50		W-L RECORDS		RPI 51-100		RPI 101-150		RPI 150+									
5- 21		0- 0		0- 2		OVERALL		0- 3		0- 8		5- 8									
2- 7		0- 0		0- 0		HOME		0- 1		0- 4		2- 2									
1- 10		0- 0		0- 2		AWAY		0- 0		0- 4		1- 4									
2- 4		0- 0		0- 0		NEUTRAL		0- 2		0- 0		2- 2									
3- 7		0- 0		0- 2		NON-CONFERENCE		0- 3		0- 0		3- 2									
0- 1		0- 0		0- 0		HOME		0- 1		0- 0		0- 0									
1- 2		0- 0		0- 2		AWAY		0- 0		0- 0		1- 0									
2- 4		0- 0		0- 0		NEUTRAL		0- 2		0- 0		2- 2									
2- 14		0- 0		0- 0		CONFERENCE		0- 0		0- 8		2- 6									
2- 6		0- 0		0- 0		HOME		0- 0		0- 4		2- 2									
0- 8		0- 0		0- 0		AWAY		0- 0		0- 4		0- 4									
0- 0		0- 0		0- 0		NEUTRAL		0- 0		0- 0		0- 0									
RPI	S	Opponent		Score		RPI	S	Opponent		Score		RPI	S	Opponent		Score					
				30	A	Iowa St.		0	3	60	N	Iowa		0	3	106	A	Sacramento St.		0	3
				39	A	SMU		0	3	69	N	UTSA		0	3	108	A	Northern Ariz.		0	3
										84	H	Gonzaga		0	3	112	A	North Dakota		0	3
																112	H	North Dakota		1	3
																131	A	Northern Colo.		0	3
																131	H	Northern Colo.		0	3
																135	H	Idaho St.		1	3
																141	H	Portland St.		0	3
																192	N	Kent St.		0	3
																198	A	Eastern Wash.		0	3
																198	H	Eastern Wash.		1	3
																202	N	Little Rock		3	2
																204	N	North Dakota St.		0	3
																205	A	Idaho		0	3
																205	H	Idaho		3	2
																214	H	Weber St.		1	3
																259	A	Montana St.		1	3
																259	H	Montana St.		3	0
																267	A	Morehead St.		3	2
																290	A	Southern Utah		1	3
																329	N	Coppin St.		3	0
LAST 10 GAMES																					
				198	A	Eastern Wash.		0	3	112	H	North Dakota		1	3						
				205	A	Idaho		0	3	108	A	Northern Ariz.		0	3						
				259	H	Montana St.		3	0	290	A	Southern Utah		1	3						
				141	H	Portland St.		0	3	112	A	North Dakota		0	3						
				131	H	Northern Colo.		0	3	131	A	Northern Colo.		0	3						

Non-Div. I Games:

Montana

Average RPI Win: 288		WON-LOST RECORD		WINNING PCT. RANK		LAST 10 GAMES		STRENGTH OF SCHEDULE		OPP. STRENGTH OF SCHEDULE		TEAM RPI		ADJ RPI		CONF. RPI		ADJ CONF. RPI	
DIV. I ONLY		5- 24		.17241 313		1- 9		164		176		279		.41766 276		14		14	
DIV. I NON-CONF.		3- 12		.2 290		0- 1		210		185		280		.40666 277		16		16	
TOTALS		RPI 1-25		RPI 26-50		W-L RECORDS		RPI 51-100		RPI 101-150		RPI 150+							
5- 24		0- 2		0- 1		OVERALL		0- 5		0- 5		5- 11							
1- 10		0- 1		0- 0		HOME		0- 3		0- 3		1- 3							
2- 10		0- 1		0- 0		AWAY		0- 1		0- 2		2- 6							
2- 4		0- 0		0- 1		NEUTRAL		0- 1		0- 0		2- 2							
3- 12		0- 0		0- 1		NON-CONFERENCE		0- 1		0- 5		3- 5							
1- 3		0- 0		0- 0		HOME		0- 0		0- 3		1- 0							
0- 5		0- 0		0- 0		AWAY		0- 0		0- 2		0- 3							
2- 4		0- 0		0- 1		NEUTRAL		0- 1		0- 0		2- 2							
2- 12		0- 2		0- 0		CONFERENCE		0- 4		0- 0		2- 6							
0- 7		0- 1		0- 0		HOME		0- 3		0- 0		0- 3							
2- 5		0- 1		0- 0		AWAY		0- 1		0- 0		2- 3							
0- 0		0- 0		0- 0		NEUTRAL		0- 0		0- 0		0- 0							
RPI S	Opponent	Score		RPI S	Opponent	Score		RPI S	Opponent	Score		RPI S	Opponent	Score					
16 A	Western Ky.	0	3	34 N	Cincinnati	1	3	69 H	UTSA	1	3	107 A	Tennessee	0	3				
16 H	Western Ky.	0	3					77 H	Rice	0	3	115 H	Illinois St.	0	3				
								85 N	Nevada	0	3	140 H	Austin Peay	2	3				
								96 A	Marshall	0	3	145 A	St. Mary's (CA)	1	3				
								98 H	Southern Miss.	0	3	146 H	Seton Hall	0	3				
												160 A	VCU	0	3				
												171 N	Liberty	0	3				
												176 A	Fla. Atlantic	0	3				
												179 H	North Texas	0	3				
												197 A	Tennessee St.	1	3				
												222 H	UTEP	0	3				
												233 A	FIU	2	3				
												239 A	Wake Forest	0	3				
												252 A	Louisiana Tech	1	3				
												265 N	UC Riverside	1	3				
												277 A	UAB	3	1				
												277 H	UAB	1	3				
												281 A	Charlotte	3	2				
												283 N	La.-Monroe	3	0				
												291 H	Tennessee Tech	3	2				
												307 N	Morgan St.	3	1				
LAST 10 GAMES																			
179 H North Texas				0	3	98 H Southern Miss.				0	3								
233 A FIU				2	3	140 H Austin Peay				2	3								
16 A Western Ky.				0	3	281 A Charlotte				3	2								
222 H UTEP				0	3	69 H UTSA				1	3								
277 H UAB				1	3	176 A Fla. Atlantic				0	3								

Non-Div. I Games:

Middle Tenn.

UAB		Through Games Of Nov. 13, 2016											
Average RPI Win:	286	WON-LOST RECORD	WINNING PCT. RANK	LAST 10 GAMES	STRENGTH OF SCHEDULE	OPP. STRENGTH OF SCHEDULE	TEAM RPI	ADJ RPI	CONF. RPI	ADJ CONF. RPI			
Average RPI Loss:	180 <td></td> <td></td> <td></td> <td></td> <td></td> <td></td> <td></td> <td></td> <td></td> <td colspan="2"></td>												
DIV. I ONLY		11- 19	.36667	239	3- 7	283	267	273	.41625	277	14	14	
DIV. I NON-CONF.		8- 8	.5	168	1- 0	318	324	276	.4033	283	16	16	
<hr/>													
TOTALS		RPI 1-25	RPI 26-50		W-L RECORDS		RPI 51-100		RPI 101-150		RPI 150+		
11- 19	0- 2	0- 0		OVERALL		0- 4		0- 1		11- 12			
4- 11	0- 1	0- 0		HOME		0- 2		0- 1		4- 7			
3- 7	0- 1	0- 0		AWAY		0- 2		0- 0		3- 4			
4- 1	0- 0	0- 0		NEUTRAL		0- 0		0- 0		4- 1			
<hr/>													
8- 8	0- 0	0- 0		NON-CONFERENCE		0- 0		0- 1		8- 7			
3- 5	0- 0	0- 0		HOME		0- 0		0- 1		3- 4			
1- 2	0- 0	0- 0		AWAY		0- 0		0- 0		1- 2			
4- 1	0- 0	0- 0		NEUTRAL		0- 0		0- 0		4- 1			
<hr/>													
3- 11	0- 2	0- 0		CONFERENCE		0- 4		0- 0		3- 5			
1- 6	0- 1	0- 0		HOME		0- 2		0- 0		1- 3			
2- 5	0- 1	0- 0		AWAY		0- 2		0- 0		2- 2			
0- 0	0- 0	0- 0		NEUTRAL		0- 0		0- 0		0- 0			
<hr/>													
RPI S	Opponent	Score	RPI S	Opponent	Score	RPI S	Opponent	Score	RPI S	Opponent	Score		
16 A	Western Ky.	1 3				69 H	UTSA	1 3	122 H	Radford	0 3		
16 H	Western Ky.	0 3				77 A	Rice	0 3	176 A	Fla. Atlantic	0 3		
						96 H	Marshall	1 3	179 H	North Texas	1 3		
						98 A	Southern Miss.	0 3	187 H	Memphis	0 3		
									217 A	Alabama St.	3 0		
									222 H	UTEP	2 3		
									233 A	FIU	0 3		
									251 H	Northwestern St.	0 3		
									252 H	Louisiana Tech	3 1		
									263 H	UT Martin	1 3		
									266 A	Western Caro.	2 3		
									273 H	Troy	3 2		
									276 A	Middle Tenn.	3 1		
									276 H	Middle Tenn.	1 3		
									280 N	Charleston So.	3 1		
									281 A	Charlotte	3 0		
									284 H	UL Lafayette	1 3		
									291 H	Tennessee Tech	3 0		
									291 N	Tennessee Tech	2 3		
									293 A	Jacksonville St.	1 3		
									294 H	Southeast Mo. St.	3 0		
									324 N	New Orleans	3 0		
									325 N	Jackson St.	3 0		
									334 N	Mississippi Val.	3 0		
<hr/>													
			LAST 10 GAMES										
			96 H	Marshall	1 3	276 A	Middle Tenn.	3 1					
			176 A	Fla. Atlantic	0 3	217 A	Alabama St.	3 0					
			98 A	Southern Miss.	0 3	77 A	Rice	0 3					
			16 H	Western Ky.	0 3	16 A	Western Ky.	1 3					
			69 H	UTSA	1 3	252 H	Louisiana Tech	3 1					

Non-Div. I Games:

UAB

Average RPI Win: 276		WON-LOST RECORD		WINNING PCT. RANK		LAST 10 GAMES		STRENGTH OF SCHEDULE		OPP. STRENGTH OF SCHEDULE		TEAM RPI		ADJ RPI		CONF. RPI		ADJ CONF. RPI	
Average RPI Loss: 186																			
DIV. I ONLY		6- 22		.21429 300		1- 9		167		287		281		.41476 278		23		23	
DIV. I NON-CONF.		5- 11		.3125 252		0- 1		125		308		235		.45134 235		23		23	
TOTALS		RPI 1-25		RPI 26-50		W-L RECORDS		RPI 51-100		RPI 101-150		RPI 150+							
6- 22		0- 0		0- 0		OVERALL		0- 1		0- 5		6- 16							
1- 8		0- 0		0- 0		HOME		0- 1		0- 1		1- 6							
3- 9		0- 0		0- 0		AWAY		0- 0		0- 1		3- 8							
2- 5		0- 0		0- 0		NEUTRAL		0- 0		0- 3		2- 2							
5- 11		0- 0		0- 0		NON-CONFERENCE		0- 1		0- 3		5- 7							
1- 2		0- 0		0- 0		HOME		0- 1		0- 0		1- 1							
2- 4		0- 0		0- 0		AWAY		0- 0		0- 0		2- 4							
2- 5		0- 0		0- 0		NEUTRAL		0- 0		0- 3		2- 2							
1- 11		0- 0		0- 0		CONFERENCE		0- 0		0- 2		1- 9							
0- 6		0- 0		0- 0		HOME		0- 0		0- 1		0- 5							
1- 5		0- 0		0- 0		AWAY		0- 0		0- 1		1- 4							
0- 0		0- 0		0- 0		NEUTRAL		0- 0		0- 0		0- 0							
RPI S	Opponent	Score		RPI S	Opponent	Score		RPI S	Opponent	Score		RPI S	Opponent	Score					
								88 H	Northeastern	0	3	111 N	SIUE	1	3				
												116 N	Bowling Green	0	3				
												126 A	Albany (NY)	1	3				
												126 H	Albany (NY)	2	3				
												132 N	Fairfield	1	3				
												158 A	New Hampshire	0	3				
												158 H	New Hampshire	1	3				
												163 H	Sacred Heart	1	3				
												182 A	San Jose St.	0	3				
												188 A	Ill.-Chicago	0	3				
												193 A	UMBC	0	3				
												193 H	UMBC	0	3				
												208 A	Binghamton	2	3				
												208 H	Binghamton	0	3				
												229 A	Bryant	2	3				
												229 N	Bryant	3	2				
												230 A	Boston College	2	3				
												238 N	Providence	0	3				
												247 A	Stony Brook	1	3				
												247 H	Stony Brook	0	3				
												256 A	Holy Cross	3	0				
												261 A	Quinnipiac	3	0				
												262 N	Rider	0	3				
												285 A	Hartford	3	2				
												285 H	Hartford	2	3				
												299 N	Manhattan	3	0				
												327 H	Fairleigh Dickinson	3	2				
LAST 10 GAMES																			
			247 A	Stony Brook	1	3	208 H	Binghamton	0	3									
			193 A	UMBC	0	3	285 A	Hartford	3	2									
			163 H	Sacred Heart	1	3	193 H	UMBC	0	3									
			158 A	New Hampshire	0	3	247 H	Stony Brook	0	3									
			126 H	Albany (NY)	2	3	158 H	New Hampshire	1	3									

Non-Div. I Games:

UMass Lowell

Average RPI Win: 298		WON-LOST RECORD		WINNING PCT. RANK		LAST 10 GAMES		STRENGTH OF SCHEDULE		OPP. STRENGTH OF SCHEDULE		TEAM RPI		ADJ RPI		CONF. RPI		ADJ CONF. RPI	
Average RPI Loss: 196																			
DIV. I ONLY		11- 17		.39286 221		6- 4		293		299		277		.4145 279		30		30	
DIV. I NON-CONF.		1- 9		.1 309		0- 0		254		139		312		.36701 310		31		31	
TOTALS		RPI 1-25		RPI 26-50		W-L RECORDS		RPI 51-100		RPI 101-150		RPI 150+							
11- 17		0- 1		0- 0		OVERALL		0- 1		0- 2		11- 13							
6- 4		0- 0		0- 0		HOME		0- 0		0- 1		6- 3							
4- 8		0- 0		0- 0		AWAY		0- 0		0- 1		4- 7							
1- 5		0- 1		0- 0		NEUTRAL		0- 1		0- 0		1- 3							
1- 9		0- 1		0- 0		NON-CONFERENCE		0- 1		0- 0		1- 7							
0- 1		0- 0		0- 0		HOME		0- 0		0- 0		0- 1							
0- 3		0- 0		0- 0		AWAY		0- 0		0- 0		0- 3							
1- 5		0- 1		0- 0		NEUTRAL		0- 1		0- 0		1- 3							
10- 8		0- 0		0- 0		CONFERENCE		0- 0		0- 2		10- 6							
6- 3		0- 0		0- 0		HOME		0- 0		0- 1		6- 2							
4- 5		0- 0		0- 0		AWAY		0- 0		0- 1		4- 4							
0- 0		0- 0		0- 0		NEUTRAL		0- 0		0- 0		0- 0							
RPI S	Opponent	Score		RPI S	Opponent	Score		RPI S	Opponent	Score		RPI S	Opponent	Score					
25 N	Penn St.	0 3						55 N	Hofstra	0 3		132 A	Fairfield	0 3					
												132 H	Fairfield	1 3					
												158 N	New Hampshire	2 3					
												169 N	Georgia	0 3					
												170 A	Virginia Tech	0 3					
												200 A	Harvard	0 3					
												207 A	Syracuse	1 3					
												208 H	Binghamton	1 3					
												220 A	Marist	0 3					
												220 H	Marist	3 1					
												261 A	Quinnipiac	1 3					
												261 H	Quinnipiac	0 3					
												262 A	Rider	1 3					
												262 H	Rider	2 3					
												272 A	Niagara	3 0					
												272 H	Niagara	3 1					
												298 N	Appalachian St.	0 3					
												299 A	Manhattan	3 2					
												299 H	Manhattan	3 1					
												308 N	St. Francis Brooklyn	3 2					
												314 A	Iona	0 3					
												314 H	Iona	3 0					
												315 A	Canisius	3 1					
												315 H	Canisius	3 0					
												331 A	Saint Peter's	3 0					
												331 H	Saint Peter's	3 0					

Average RPI Win:	268	WON-LOST RECORD	WINNING PCT. RANK	LAST 10 GAMES	STRENGTH OF SCHEDULE	OPP. STRENGTH OF SCHEDULE	TEAM RPI	ADJ RPI	CONF. RPI	ADJ CONF. RPI			
DIV. I ONLY	13- 19	.40625	216	3- 7	299	298	275	.41288	280	24	24		
DIV. I NON-CONF.	5- 11	.3125	252	0- 0	327	322	321	.3397	321	27	27		
<hr/>													
TOTALS	RPI 1-25	RPI 26-50		W-L RECORDS	RPI 51-100		RPI 101-150		RPI 150+				
13- 19	0- 0	0- 0		OVERALL	0- 1		1- 4		12- 14				
4- 5	0- 0	0- 0		HOME	0- 0		1- 1		3- 4				
7- 9	0- 0	0- 0		AWAY	0- 1		0- 2		7- 6				
2- 5	0- 0	0- 0		NEUTRAL	0- 0		0- 1		2- 4				
<hr/>													
5- 11	0- 0	0- 0		NON-CONFERENCE	0- 1		0- 1		5- 9				
0- 1	0- 0	0- 0		HOME	0- 0		0- 0		0- 1				
3- 5	0- 0	0- 0		AWAY	0- 1		0- 0		3- 4				
2- 5	0- 0	0- 0		NEUTRAL	0- 0		0- 1		2- 4				
<hr/>													
8- 8	0- 0	0- 0		CONFERENCE	0- 0		1- 3		7- 5				
4- 4	0- 0	0- 0		HOME	0- 0		1- 1		3- 3				
4- 4	0- 0	0- 0		AWAY	0- 0		0- 2		4- 2				
0- 0	0- 0	0- 0		NEUTRAL	0- 0		0- 0		0- 0				
<hr/>													
RPI S	Opponent	Score	RPI S	Opponent	Score	RPI S	Opponent	Score	RPI S	Opponent	Score		
						90 A	Col. of Charleston	1 3	122 A	Radford	0 3		
						122 H	Radford	3 1					
						130 A	High Point	0 3					
						130 H	High Point	1 3					
						140 N	Austin Peay	0 3					
						160 N	VCU	0 3					
						171 A	Liberty	3 2					
						171 H	Liberty	2 3					
						180 A	Campbell	2 3					
						180 H	Campbell	3 2					
						189 H	Elon	0 3					
						225 A	Ga. Southern	1 3					
						237 A	Winthrop	2 3					
						237 H	Winthrop	0 3					
						248 A	Eastern Mich.	1 3					
						257 A	UNC Asheville	3 1					
						257 H	UNC Asheville	3 1					
						266 A	Western Caro.	2 3					
						277 N	UAB	1 3					
						282 A	Gardner-Webb	3 1					
			282 H	Gardner-Webb	2 3								
						LAST 10 GAMES			291 N	Tennessee Tech	0 3		
						171 A	Liberty	3 2	293 N	Jacksonville St.	3 2		
						122 A	Radford	0 3	297 A	The Citadel	1 3		
						237 H	Winthrop	0 3	297 N	The Citadel	2 3		
						282 H	Gardner-Webb	2 3	300 A	Presbyterian	3 1		
						300 H	Presbyterian	3 1	300 H	Presbyterian	3 1		
									257 H			UNC Asheville	3 1
									180 A			Campbell	2 3
									130 A			High Point	0 3
237 A									Winthrop	2 3			
130 H			High Point	1 3									

Non-Div. I Games:

Charleston So.

RPI	S	Opponent	Score	
330	A	Savannah St.	3	1
330	A	Savannah St.	3	1
330	N	Savannah St.	3	0
333	A	South Carolina St.	3	0

Charleston So.

C
h
a
r
l
e
s
t
o
n
S
o
.

C
h
a
r
l
e
s
t
o
n
S
o
.

Average RPI Win:		239	WON-LOST RECORD		WINNING PCT. RANK		LAST 10 GAMES		STRENGTH OF SCHEDULE		OPP. STRENGTH OF SCHEDULE		TEAM RPI		ADJ RPI		CONF. RPI		ADJ CONF. RPI								
Average RPI Loss:		175																									
DIV. I ONLY			7- 23		.23333 294		1- 9		227		214		284		.41227 281		14		14								
DIV. I NON-CONF.			6- 10		.375 231		0- 1		280		246		271		.41755 270		16		16								
TOTALS		RPI 1-25		RPI 26-50		W-L RECORDS		RPI 51-100		RPI 101-150		RPI 150+															
7- 23		0- 1		0- 0		OVERALL		0- 5		1- 1		6- 16															
2- 9		0- 0		0- 0		HOME		0- 2		0- 1		2- 6															
1- 12		0- 1		0- 0		AWAY		0- 3		0- 0		1- 8															
4- 2		0- 0		0- 0		NEUTRAL		0- 0		1- 0		3- 2															
6- 10		0- 0		0- 0		NON-CONFERENCE		0- 0		1- 1		5- 9															
1- 3		0- 0		0- 0		HOME		0- 0		0- 1		1- 2															
1- 5		0- 0		0- 0		AWAY		0- 0		0- 0		1- 5															
4- 2		0- 0		0- 0		NEUTRAL		0- 0		1- 0		3- 2															
1- 13		0- 1		0- 0		CONFERENCE		0- 5		0- 0		1- 7															
1- 6		0- 0		0- 0		HOME		0- 2		0- 0		1- 4															
0- 7		0- 1		0- 0		AWAY		0- 3		0- 0		0- 3															
0- 0		0- 0		0- 0		NEUTRAL		0- 0		0- 0		0- 0															
RPI	S	Opponent		Score		RPI	S	Opponent		Score		RPI	S	Opponent		Score											
16	A	Western Ky.		0 3								69	H	UTSA		1 3		120	H	South Fla.		0 3					
												77	A	Rice		0 3		130	N	High Point		3 2					
												96	A	Marshall		0 3		154	H	UNCG		0 3					
												96	H	Marshall		2 3		176	A	Fla. Atlantic		0 3					
												98	A	Southern Miss.		0 3		176	H	Fla. Atlantic		0 3					
																		179	A	North Texas		0 3					
																		188	N	Ill.-Chicago		1 3					
																		189	H	Elon		3 1					
																		195	H	Mercer		1 3					
																		209	N	Wofford		1 3					
																		212	A	Furman		1 3					
																		222	A	UTEP		0 3					
																		223	A	Jacksonville		3 1					
																		226	A	William & Mary		1 3					
																		231	A	USC Upstate		2 3					
																		233	H	FIU		3 0					
																		235	A	Davidson		0 3					
																		239	A	Wake Forest		1 3					
																		252	H	Louisiana Tech		1 3					
																		266	N	Western Caro.		3 1					
																		276	H	Middle Tenn.		2 3					
																		277	H	UAB		0 3					
						LAST 10 GAMES												300	N	Presbyterian		3 1					
						176 A Fla. Atlantic						0 3		98 A Southern Miss.						0 3		329	N	Coppin St.		3 0	
						69 H UTSA						1 3		179 A North Texas						0 3							
						96 H Marshall						2 3		154 H UNCG						0 3							
						252 H Louisiana Tech						1 3		276 H Middle Tenn.						2 3							
						77 A Rice						0 3		233 H FIU						3 0							

Non-Div. I Games:

Charlotte

Average RPI Win:	290	WON-LOST	WINNING	LAST 10	STRENGTH OF	OPP. STRENGTH	TEAM	ADJ	CONF.	ADJ CONF.	
Average RPI Loss:	199	RECORD	PCT. RANK	GAMES	SCHEDULE	OF SCHEDULE	RPI	RPI	RPI	RPI	
DIV. I ONLY	12- 18	.4	218	3- 7	305	296	280	.41145	282	24	24
DIV. I NON-CONF.	9- 5	.64286	105	1- 0	326	323	257	.42872	259	27	27
<hr/>											
TOTALS	RPI 1-25	RPI 26-50		W-L RECORDS		RPI 51-100		RPI 101-150		RPI 150+	
12- 18	0- 0	0- 0		OVERALL		0- 1		0- 4		12- 13	
2- 8	0- 0	0- 0		HOME		0- 0		0- 2		2- 6	
6- 8	0- 0	0- 0		AWAY		0- 1		0- 2		6- 5	
4- 2	0- 0	0- 0		NEUTRAL		0- 0		0- 0		4- 2	
<hr/>											
9- 5	0- 0	0- 0		NON-CONFERENCE		0- 1		0- 0		9- 4	
2- 0	0- 0	0- 0		HOME		0- 0		0- 0		2- 0	
3- 3	0- 0	0- 0		AWAY		0- 1		0- 0		3- 2	
4- 2	0- 0	0- 0		NEUTRAL		0- 0		0- 0		4- 2	
<hr/>											
3- 13	0- 0	0- 0		CONFERENCE		0- 0		0- 4		3- 9	
0- 8	0- 0	0- 0		HOME		0- 0		0- 2		0- 6	
3- 5	0- 0	0- 0		AWAY		0- 0		0- 2		3- 3	
0- 0	0- 0	0- 0		NEUTRAL		0- 0		0- 0		0- 0	
<hr/>											
RPI S	Opponent	Score	RPI S	Opponent	Score	RPI S	Opponent	Score	RPI S	Opponent	Score
						68 A	South Carolina	0 3	122 A	Radford	1 3
						122 H	Radford	0 3			
						130 A	High Point	1 3			
						130 H	High Point	0 3			
						171 A	Liberty	0 3			
						171 H	Liberty	2 3			
						180 A	Campbell	1 3			
						180 H	Campbell	0 3			
						189 A	Elon	1 3			
						226 N	William & Mary	0 3			
						231 A	USC Upstate	3 2			
						235 N	Davidson	3 2			
						237 A	Winthrop	3 0			
						237 H	Winthrop	2 3			
						253 N	Robert Morris	3 1			
						257 A	UNC Asheville	2 3			
						257 H	UNC Asheville	2 3			
						267 N	Morehead St.	1 3			
						280 A	Charleston So.	3 2			
						280 H	Charleston So.	1 3			
297 A	The Citadel	2 3									
LAST 10 GAMES						300 A	Presbyterian	3 0			
180 A	Campbell	1 3	257 A	UNC Asheville	2 3	300 H	Presbyterian	0 3			
130 A	High Point	1 3	171 H	Liberty	2 3	313 H	N.C. A&T	3 0			
237 H	Winthrop	2 3	122 H	Radford	0 3	320 N	Norfolk St.	3 0			
280 A	Charleston So.	3 2	323 H	N.C. Central	3 0	323 A	N.C. Central	3 0			
300 A	Presbyterian	3 0	180 H	Campbell	0 3	323 H	N.C. Central	3 0			

Non-Div. I Games:	Limestone	3	0
-------------------	-----------	---	---

Gardner-Webb

RPI	S	Opponent	Score	
328	N	Delaware St.	3	0
333	A	South Carolina St.	3	0

Gardner-Webb

G
a
r
d
n
e
r
-
W
e
b
b

G
a
r
d
n
e
r
-
W
e
b
b

Average RPI Win:	258	WON-LOST	WINNING	LAST 10	STRENGTH OF	OPP. STRENGTH	TEAM	ADJ	CONF.	ADJ CONF.	
Average RPI Loss:	173	RECORD	PCT. RANK	GAMES	SCHEDULE	OF SCHEDULE	RPI	RPI	RPI	RPI	
DIV. I ONLY		9- 25	.26471 281	1- 9	257	235	283	.41108 283	22	22	
DIV. I NON-CONF.		6- 12	.33333 244	0- 0	258	266	273	.41537 272	19	19	
<hr/>											
TOTALS	RPI 1-25	RPI 26-50		W-L RECORDS		RPI 51-100		RPI 101-150		RPI 150+	
9- 25	0- 0	0- 2		OVERALL		0- 5		0- 2		9- 16	
3- 7	0- 0	0- 0		HOME		0- 3		0- 0		3- 4	
3- 12	0- 0	0- 1		AWAY		0- 2		0- 1		3- 8	
3- 6	0- 0	0- 1		NEUTRAL		0- 0		0- 1		3- 4	
<hr/>											
6- 12	0- 0	0- 1		NON-CONFERENCE		0- 1		0- 2		6- 8	
0- 1	0- 0	0- 0		HOME		0- 1		0- 0		0- 0	
3- 5	0- 0	0- 0		AWAY		0- 0		0- 1		3- 4	
3- 6	0- 0	0- 1		NEUTRAL		0- 0		0- 1		3- 4	
<hr/>											
3- 13	0- 0	0- 1		CONFERENCE		0- 4		0- 0		3- 8	
3- 6	0- 0	0- 0		HOME		0- 2		0- 0		3- 4	
0- 7	0- 0	0- 1		AWAY		0- 2		0- 0		0- 4	
0- 0	0- 0	0- 0		NEUTRAL		0- 0		0- 0		0- 0	
<hr/>											
RPI S	Opponent	Score	RPI S	Opponent	Score	RPI S	Opponent	Score	RPI S	Opponent	Score
			34 N	Cincinnati	0 3	53 A	Arkansas St.	0 3	107 A	Tennessee	0 3
			42 A	Coastal Caro.	0 3	53 H	Arkansas St.	0 3	109 N	Kennesaw St.	0 3
						83 A	Texas St.	1 3	162 A	SFA	1 3
						83 H	Texas St.	0 3	168 A	UT Arlington	0 3
						98 H	Southern Miss.	0 3	168 H	UT Arlington	1 3
									182 N	San Jose St.	0 3
									191 H	South Ala.	3 2
									202 A	Little Rock	0 3
									202 H	Little Rock	2 3
									206 A	Houston Baptist	0 3
									219 A	Central Ark.	3 2
									225 H	Ga. Southern	3 0
									226 N	Oral Roberts	0 3
									236 A	Houston	2 3
									245 N	Incarnate Word	3 0
									250 H	Georgia St.	3 1
									251 A	Northwestern St.	1 3
									252 A	Louisiana Tech	3 0
									254 N	Evansville	2 3
									273 H	Troy	0 3
									276 N	Middle Tenn.	0 3
									284 A	UL Lafayette	2 3
									284 H	UL Lafayette	2 3
									293 A	Jacksonville St.	3 2
									298 A	Appalachian St.	0 3
									317 N	Nicholls St.	3 1
									332 N	Alcorn	3 0
<hr/>											
			LAST 10 GAMES								
			168 H	UT Arlington	1 3	83 A	Texas St.	1 3	284 H	UL Lafayette	2 3
			83 H	Texas St.	0 3	168 A	UT Arlington	0 3	293 A	Jacksonville St.	3 2
			284 H	UL Lafayette	2 3	42 A	Coastal Caro.	0 3	298 A	Appalachian St.	0 3
			273 H	Troy	0 3	298 A	Appalachian St.	0 3	317 N	Nicholls St.	3 1
			191 H	South Ala.	3 2	53 H	Arkansas St.	0 3	332 N	Alcorn	3 0

Non-Div. I Games:

La.-Monroe

ULLafayette

■ Loss,
 ■ Non-Conf,
 S Site,
 H Home,
 A Away,
 N Neutral

Page 300

Average RPI Win:	255	WON-LOST RECORD	WINNING PCT. RANK	LAST 10 GAMES	STRENGTH OF SCHEDULE	OPP. STRENGTH OF SCHEDULE	TEAM RPI	ADJ RPI	CONF. RPI	ADJ CONF. RPI	
Average RPI Loss:	195										
DIV. I ONLY		6- 19	.24 293	2- 8	226	257	287	.40987 285	23	23	
DIV. I NON-CONF.		3- 10	.23077 282	0- 0	221	279	282	.40348 281	23	23	
<hr/>											
TOTALS	RPI 1-25	RPI 26-50		W-L RECORDS	RPI 51-100		RPI 101-150		RPI 150+		
6- 19	0- 0	0- 0		OVERALL	0- 0		0- 5		6- 14		
3- 7	0- 0	0- 0		HOME	0- 0		0- 3		3- 4		
2- 7	0- 0	0- 0		AWAY	0- 0		0- 1		2- 6		
1- 5	0- 0	0- 0		NEUTRAL	0- 0		0- 1		1- 4		
<hr/>											
3- 10	0- 0	0- 0		NON-CONFERENCE	0- 0		0- 3		3- 7		
2- 2	0- 0	0- 0		HOME	0- 0		0- 2		2- 0		
0- 3	0- 0	0- 0		AWAY	0- 0		0- 0		0- 3		
1- 5	0- 0	0- 0		NEUTRAL	0- 0		0- 1		1- 4		
<hr/>											
3- 9	0- 0	0- 0		CONFERENCE	0- 0		0- 2		3- 7		
1- 5	0- 0	0- 0		HOME	0- 0		0- 1		1- 4		
2- 4	0- 0	0- 0		AWAY	0- 0		0- 1		2- 3		
0- 0	0- 0	0- 0		NEUTRAL	0- 0		0- 0		0- 0		
<hr/>											
RPI S	Opponent	Score	RPI S	Opponent	Score	RPI S	Opponent	Score	RPI S	Opponent	Score
									126 A	Albany (NY)	1 3
									126 H	Albany (NY)	0 3
									133 H	Rhode Island	0 3
									134 H	Fresno St.	0 3
									137 N	Army West Point	0 3
									158 A	New Hampshire	0 3
									158 H	New Hampshire	1 3
									164 A	Columbia	0 3
									190 N	Rutgers	0 3
									193 A	UMBC	3 1
									193 H	UMBC	2 3
									208 A	Binghamton	0 3
									208 H	Binghamton	0 3
									229 A	Bryant	0 3
									238 N	Providence	1 3
									240 A	Dartmouth	0 3
									241 H	Central Conn. St.	3 2
									247 A	Stony Brook	1 3
									247 H	Stony Brook	3 1
									262 N	Rider	2 3
									271 N	Fordham	2 3
									272 N	Niagara	3 2
									278 A	UMass Lowell	3 2
									278 H	UMass Lowell	2 3
									299 H	Manhattan	3 2
278 A	UMass Lowell	3 2									
278 H	UMass Lowell	2 3									
299 H	Manhattan	3 2									
272 N	Niagara	3 2									
193 A	UMBC	3 1	278 H	UMass Lowell	2 3	278 A	UMass Lowell	3 2	278 H	UMass Lowell	2 3
247 A	Stony Brook	1 3	247 H	Stony Brook	3 1	278 H	UMass Lowell	2 3	299 H	Manhattan	3 2
158 A	New Hampshire	0 3	193 H	UMBC	2 3	299 H	Manhattan	3 2	272 N	Niagara	3 2
208 H	Binghamton	0 3	158 H	New Hampshire	1 3	272 N	Niagara	3 2	278 A	UMass Lowell	3 2
126 H	Albany (NY)	0 3	126 A	Albany (NY)	1 3	278 A	UMass Lowell	3 2	278 H	UMass Lowell	2 3

Non-Div. I Games:

Hartford

Average RPI Win: 301		WON-LOST RECORD		WINNING PCT. RANK		LAST 10 GAMES		STRENGTH OF SCHEDULE		OPP. STRENGTH OF SCHEDULE		TEAM RPI		ADJ RPI		CONF. RPI		ADJ CONF. RPI	
Average RPI Loss: 167																			
DIV. I ONLY		10- 21		.32258 258		4- 6		287		253		286		.40796 286		28		28	
DIV. I NON-CONF.		4- 11		.26667 276		0- 0		189		191		260		.43001 257		25		25	
TOTALS		RPI 1-25		RPI 26-50		W-L RECORDS		RPI 51-100		RPI 101-150		RPI 150+							
10- 21		0- 0		0- 1		OVERALL		0- 6		0- 0		10- 14							
4- 4		0- 0		0- 0		HOME		0- 0		0- 0		4- 4							
3- 11		0- 0		0- 1		AWAY		0- 3		0- 0		3- 7							
3- 6		0- 0		0- 0		NEUTRAL		0- 3		0- 0		3- 3							
4- 11		0- 0		0- 1		NON-CONFERENCE		0- 5		0- 0		4- 5							
0- 0		0- 0		0- 0		HOME		0- 0		0- 0		0- 0							
1- 5		0- 0		0- 1		AWAY		0- 2		0- 0		1- 2							
3- 6		0- 0		0- 0		NEUTRAL		0- 3		0- 0		3- 3							
6- 10		0- 0		0- 0		CONFERENCE		0- 1		0- 0		6- 9							
4- 4		0- 0		0- 0		HOME		0- 0		0- 0		4- 4							
2- 6		0- 0		0- 0		AWAY		0- 1		0- 0		2- 5							
0- 0		0- 0		0- 0		NEUTRAL		0- 0		0- 0		0- 0							
RPI S	Opponent	Score		RPI S	Opponent	Score		RPI S	Opponent	Score		RPI S	Opponent	Score					
				47 A	Missouri St.	0	3	70 A	A&M-Corpus Christi	0	3	153 A	Sam Houston St.	1	3				
								76 N	North Carolina St.	0	3	161 A	Mississippi St.	2	3				
								79 N	Green Bay	2	3	162 A	SFA	0	3				
								89 A	Ole Miss	0	3	168 N	UT Arlington	1	3				
								93 N	Tulane	2	3	169 A	Georgia	1	3				
								98 A	Southern Miss.	1	3	185 N	IUPUI	0	3				
												191 N	South Ala.	2	3				
												206 H	Houston Baptist	2	3				
												219 H	Central Ark.	1	3				
												245 A	Incarnate Word	0	3				
												246 A	Abilene Christian	0	3				
												246 H	Abilene Christian	3	0				
												251 H	Northwestern St.	0	3				
												269 H	Lamar University	3	2				
												284 A	UL Lafayette	3	1				
												288 N	Bethune-Cookman	3	2				
												302 A	Southeastern La.	1	3				
												302 H	Southeastern La.	2	3				
												317 A	Nicholls St.	3	2				
												317 H	Nicholls St.	3	1				
												318 N	Western Ill.	3	2				
												324 A	New Orleans	3	1				
												324 H	New Orleans	3	0				
												326 N	Grambling	3	0				
LAST 10 GAMES																			
				246 A	Abilene Christian	0	3	324 H	New Orleans	3	0	324 H	New Orleans	3	0				
				317 A	Nicholls St.	3	2	269 H	Lamar University	3	2	326 N	Grambling	3	0				
				245 A	Incarnate Word	0	3	206 H	Houston Baptist	2	3								
				70 A	A&M-Corpus Christi	0	3	302 A	Southeastern La.	1	3								
				302 H	Southeastern La.	2	3	317 H	Nicholls St.	3	1								

Non-Div. I Games:

McNeese

Average RPI Win: 283		WON-LOST RECORD		WINNING PCT. RANK		LAST 10 GAMES		STRENGTH OF SCHEDULE		OPP. STRENGTH OF SCHEDULE		TEAM RPI		ADJ RPI		CONF. RPI		ADJ CONF. RPI					
DIV. I ONLY		6- 22		.21429 300		0- 10		243		191		289		.40648 287		13		12					
DIV. I NON-CONF.		5- 9		.35714 236		0- 0		282		292		279		.4075 276		10		9					
TOTALS		RPI 1-25		RPI 26-50		W-L RECORDS		RPI 51-100		RPI 101-150		RPI 150+											
6- 22		0- 1		0- 2		OVERALL		0- 6		0- 1		6- 12											
3- 9		0- 0		0- 1		HOME		0- 2		0- 1		3- 5											
1- 10		0- 1		0- 1		AWAY		0- 4		0- 0		1- 4											
2- 3		0- 0		0- 0		NEUTRAL		0- 0		0- 0		2- 3											
5- 9		0- 1		0- 0		NON-CONFERENCE		0- 1		0- 0		5- 7											
2- 3		0- 0		0- 0		HOME		0- 0		0- 0		2- 3											
1- 3		0- 1		0- 0		AWAY		0- 1		0- 0		1- 1											
2- 3		0- 0		0- 0		NEUTRAL		0- 0		0- 0		2- 3											
1- 13		0- 0		0- 2		CONFERENCE		0- 5		0- 1		1- 5											
1- 6		0- 0		0- 1		HOME		0- 2		0- 1		1- 2											
0- 7		0- 0		0- 1		AWAY		0- 3		0- 0		0- 3											
0- 0		0- 0		0- 0		NEUTRAL		0- 0		0- 0		0- 0											
RPI	S	Opponent		Score		RPI	S	Opponent		Score		RPI	S	Opponent		Score							
8	A	San Diego		0 3		36	A	Hawaii		0 3		56	A	Cal Poly		0 3							
						36	H	Hawaii		0 3		56	H	Cal Poly		0 3							
												61	A	Long Beach St.		0 3							
												86	A	UC Santa Barbara		1 3							
												86	H	UC Santa Barbara		1 3							
												92	A	San Diego St.		0 3							
												144	H	CSUN		1 3							
												151	A	UC Davis		1 3							
												151	H	UC Davis		1 3							
												166	A	Chattanooga		0 3							
												177	H	Colgate		3 2							
												178	A	UC Irvine		0 3							
												178	H	UC Irvine		0 3							
												182	N	San Jose St.		2 3							
												198	N	Eastern Wash.		0 3							
												214	H	Weber St.		1 3							
												249	N	Eastern Ky.		1 3							
												255	H	Air Force		1 3							
												265	A	UC Riverside		0 3							
												265	H	UC Riverside		3 1							
												272	H	Niagara		1 3							
												292	A	Grand Canyon		3 1							
												297	H	The Citadel		3 0							
												333	N	South Carolina St.		3 0							
												334	N	Mississippi Val.		3 0							
LAST 10 GAMES																							
56 A Cal Poly						0 3						36 H Hawaii						0 3					
86 A UC Santa Barbara						1 3						151 A UC Davis						1 3					
144 H CSUN						1 3						178 A UC Irvine						0 3					
265 A UC Riverside						0 3						86 H UC Santa Barbara						1 3					
61 A Long Beach St.						0 3						56 H Cal Poly						0 3					

Non-Div. I Games:

Cal St. Fullerton

Average RPI Win:	298	WON-LOST	WINNING	LAST 10	STRENGTH OF	OPP. STRENGTH	TEAM	ADJ	CONF.	ADJ CONF.		
Average RPI Loss:	174	RECORD	PCT. RANK	GAMES	SCHEDULE	OF SCHEDULE	RPI	RPI	RPI	RPI		
DIV. I ONLY		9- 20	.31034	263	6- 4	261	304	285	.40559	288	31	31
DIV. I NON-CONF.		1- 16	.05882	321	0- 2	100	203	275	.4077	275	30	30
<hr/>												
TOTALS	RPI 1-25	RPI 26-50		W-L RECORDS		RPI 51-100		RPI 101-150		RPI 150+		
9- 20	0- 0	0- 0		OVERALL		1- 3		0- 5		8- 12		
4- 3	0- 0	0- 0		HOME		0- 1		0- 0		4- 2		
5- 10	0- 0	0- 0		AWAY		1- 1		0- 3		4- 5		
0- 7	0- 0	0- 0		NEUTRAL		0- 1		0- 2		0- 4		
<hr/>												
1- 16	0- 0	0- 0		NON-CONFERENCE		1- 3		0- 5		0- 8		
0- 2	0- 0	0- 0		HOME		0- 1		0- 0		0- 1		
1- 7	0- 0	0- 0		AWAY		1- 1		0- 3		0- 3		
0- 7	0- 0	0- 0		NEUTRAL		0- 1		0- 2		0- 4		
<hr/>												
8- 4	0- 0	0- 0		CONFERENCE		0- 0		0- 0		8- 4		
4- 1	0- 0	0- 0		HOME		0- 0		0- 0		4- 1		
4- 3	0- 0	0- 0		AWAY		0- 0		0- 0		4- 3		
0- 0	0- 0	0- 0		NEUTRAL		0- 0		0- 0		0- 0		
<hr/>												
RPI	S	Opponent	Score	RPI	S	Opponent	Score	RPI	S	Opponent	Score	
				64 A FGCU				1	3	108 A Northern Ariz.	0	3
				64 H FGCU				0	3	108 A Northern Ariz.	0	3
				88 N Northeastern				0	3	148 A North Florida	1	3
				93 A Tulane				3	2	148 N North Florida	1	3
										150 N UTRGV	0	3
										153 N Sam Houston St.	0	3
										165 A Howard	1	3
										169 A Georgia	0	3
										176 A Fla. Atlantic	0	3
										191 N South Ala.	0	3
				196 N Drake				0	3			
				216 A Florida A&M				0	3			
				216 H Florida A&M				1	3			
				223 H Jacksonville				1	3			
				286 N McNeese				2	3			
				295 A Stetson				2	3			
				307 A Morgan St.				3	0			
				313 A N.C. A&T				1	3			
				313 H N.C. A&T				3	1			
				323 A N.C. Central				3	0			
LAST 10 GAMES				323 H N.C. Central				3	0			
				330 A Savannah St.				3	0			
				313 H N.C. A&T				3	1			
				223 H Jacksonville				1	3			
				307 A Morgan St.				3	0			
				330 A Savannah St.				3	0			
				64 A FGCU				1	3			
				165 A Howard				1	3			
				333 A South Carolina St.				3	0			
				323 A N.C. Central				3	0			
						330 H Savannah St.	3	0				
						333 A South Carolina St.	3	0				
						333 H South Carolina St.	3	0				

Non-Div. I Games:

Bethune-Cookman

Average RPI Win: 268		WON-LOST	WINNING	LAST 10	STRENGTH OF		OPP. STRENGTH	TEAM	ADJ		CONF.	ADJ CONF.
Average RPI Loss: 172		RECORD	PCT. RANK	GAMES	SCHEDULE		OF SCHEDULE	RPI	RPI		RPI	RPI
DIV. I ONLY		8- 20	.28571	270	3- 7		280	217	288		.40455	289
DIV. I NON-CONF.		5- 7	.41667	212	0- 0		322	278	295		.38783	295
TOTALS		RPI 1-25	RPI 26-50		W-L RECORDS		RPI 51-100		RPI 101-150		RPI 150+	
8- 20		0- 0	0- 2		OVERALL		0- 1		0- 7		8- 10	
3- 8		0- 0	0- 1		HOME		0- 0		0- 3		3- 4	
1- 10		0- 0	0- 1		AWAY		0- 1		0- 4		1- 4	
4- 2		0- 0	0- 0		NEUTRAL		0- 0		0- 0		4- 2	
5- 7		0- 0	0- 0		NON-CONFERENCE		0- 0		0- 2		5- 5	
1- 2		0- 0	0- 0		HOME		0- 0		0- 0		1- 2	
0- 3		0- 0	0- 0		AWAY		0- 0		0- 2		0- 1	
4- 2		0- 0	0- 0		NEUTRAL		0- 0		0- 0		4- 2	
3- 13		0- 0	0- 2		CONFERENCE		0- 1		0- 5		3- 5	
2- 6		0- 0	0- 1		HOME		0- 0		0- 3		2- 2	
1- 7		0- 0	0- 1		AWAY		0- 1		0- 2		1- 3	
0- 0		0- 0	0- 0		NEUTRAL		0- 0		0- 0		0- 0	
RPI S	Opponent	Score	RPI S	Opponent	Score	RPI S	Opponent	Score	RPI S	Opponent	Score	
			46 A	Miami (OH)	0 3	67 A	Northern Ill.	2 3	116 A	Bowling Green	0 3	
			46 H	Miami (OH)	1 3				116 H	Bowling Green	1 3	
									136 A	Ohio	0 3	
									136 H	Ohio	1 3	
									138 A	Milwaukee	0 3	
									139 A	West Virginia	0 3	
									143 H	Toledo	1 3	
									192 A	Kent St.	1 3	
									192 H	Kent St.	3 2	
									193 A	UMBC	1 3	
									194 A	Western Mich.	0 3	
									203 A	Ball St.	0 3	
									210 H	Central Mich.	3 2	
									213 H	Youngstown St.	0 3	
									237 N	Winthrop	3 0	
									240 N	Dartmouth	3 1	
									248 H	Eastern Mich.	0 3	
									249 H	Eastern Ky.	1 3	
									260 N	Bradley	0 3	
									301 N	Loyola Maryland	1 3	
									303 A	Buffalo	3 2	
									303 H	Buffalo	2 3	
									315 H	Canisius	3 0	
									318 N	Western Ill.	3 2	
									328 N	Delaware St.	3 0	
LAST 10 GAMES			116 A	Bowling Green	0 3	192 H	Kent St.	3 2	315 H	Canisius	3 0	
			46 A	Miami (OH)	0 3	210 H	Central Mich.	3 2	318 N	Western Ill.	3 2	
			203 A	Ball St.	0 3	248 H	Eastern Mich.	0 3	328 N	Delaware St.	3 0	
			303 A	Buffalo	3 2	67 A	Northern Ill.	2 3				
			136 H	Ohio	1 3	194 A	Western Mich.	0 3				

Non-Div. I Games:

Akron

Average RPI Win: 186		WON-LOST RECORD		WINNING PCT. RANK		LAST 10 GAMES		STRENGTH OF SCHEDULE		OPP. STRENGTH OF SCHEDULE		TEAM RPI		ADJ RPI		CONF. RPI		ADJ CONF. RPI	
DIV. I ONLY		4- 24		.14286 319		2- 8		187		180		294		.40249 290		18		18	
DIV. I NON-CONF.		2- 10		.16667 297		0- 0		259		158		302		.38267 299		17		17	
TOTALS		RPI 1-25		RPI 26-50		W-L RECORDS		RPI 51-100		RPI 101-150		RPI 150+							
4- 24		0- 0		0- 0		OVERALL		0- 2		1- 11		3- 11							
2- 6		0- 0		0- 0		HOME		0- 0		1- 4		1- 2							
0- 13		0- 0		0- 0		AWAY		0- 1		0- 7		0- 5							
2- 5		0- 0		0- 0		NEUTRAL		0- 1		0- 0		2- 4							
2- 10		0- 0		0- 0		NON-CONFERENCE		0- 2		0- 2		2- 6							
0- 0		0- 0		0- 0		HOME		0- 0		0- 0		0- 0							
0- 5		0- 0		0- 0		AWAY		0- 1		0- 2		0- 2							
2- 5		0- 0		0- 0		NEUTRAL		0- 1		0- 0		2- 4							
2- 14		0- 0		0- 0		CONFERENCE		0- 0		1- 9		1- 5							
2- 6		0- 0		0- 0		HOME		0- 0		1- 4		1- 2							
0- 8		0- 0		0- 0		AWAY		0- 0		0- 5		0- 3							
0- 0		0- 0		0- 0		NEUTRAL		0- 0		0- 0		0- 0							
RPI	S	Opponent		Score	RPI	S	Opponent		Score	RPI	S	Opponent		Score					
							84 N	Gonzaga	2 3			106 A	Sacramento St.	0 3					
							85 A	Nevada	1 3			106 H	Sacramento St.	3 2					
												108 A	Northern Ariz.	0 3					
												108 H	Northern Ariz.	0 3					
												112 A	North Dakota	0 3					
												124 A	Denver	0 3					
												125 A	Utah Valley	0 3					
												131 H	Northern Colo.	0 3					
												135 A	Idaho St.	1 3					
												135 H	Idaho St.	1 3					
												141 A	Portland St.	0 3					
												141 H	Portland St.	1 3					
												151 N	UC Davis	2 3					
												155 A	California	0 3					
												179 N	North Texas	3 0					
												182 N	San Jose St.	3 2					
												198 A	Eastern Wash.	0 3					
												205 A	Idaho	2 3					
												214 A	Weber St.	0 3					
												214 H	Weber St.	2 3					
												243 N	Georgetown	2 3					
												255 A	Air Force	1 3					
												259 H	Montana St.	0 3					
												265 N	UC Riverside	1 3					
												265 N	UC Riverside	0 3					
												275 H	Montana	3 1					
LAST 10 GAMES																			
							108 A	Northern Ariz.	0 3			141 A	Portland St.	0 3					
							131 H	Northern Colo.	0 3			259 H	Montana St.	0 3					
							214 A	Weber St.	0 3			275 H	Montana	3 1					
							135 A	Idaho St.	1 3			141 H	Portland St.	1 3					
							106 A	Sacramento St.	0 3			106 H	Sacramento St.	3 2					

Non-Div. I Games:

Southern Utah

Average RPI Win:		271	WON-LOST RECORD		WINNING PCT. RANK		LAST 10 GAMES		STRENGTH OF SCHEDULE		OPP. STRENGTH OF SCHEDULE		TEAM RPI		ADJ RPI		CONF. RPI		ADJ CONF. RPI	
Average RPI Loss:		193																		
DIV. I ONLY			7- 22		.24138	291	1- 9		240	270	290	.40194	291	26	26					
DIV. I NON-CONF.			4- 9		.30769	257	0- 0		237	220	265	.42239	264	26	26					
TOTALS		RPI 1-25		RPI 26-50		W-L RECORDS		RPI 51-100		RPI 101-150		RPI 150+								
7- 22	0- 0			0- 0	OVERALL		0- 1		0- 7		7- 14									
3- 5	0- 0			0- 0	HOME		0- 0		0- 1		3- 4									
1- 12	0- 0			0- 0	AWAY		0- 0		0- 2		1- 10									
3- 5	0- 0			0- 0	NEUTRAL		0- 1		0- 4		3- 0									
4- 9	0- 0			0- 0	NON-CONFERENCE		0- 1		0- 4		4- 4									
0- 0	0- 0			0- 0	HOME		0- 0		0- 0		0- 0									
1- 4	0- 0			0- 0	AWAY		0- 0		0- 0		1- 4									
3- 5	0- 0			0- 0	NEUTRAL		0- 1		0- 4		3- 0									
3- 13	0- 0			0- 0	CONFERENCE		0- 0		0- 3		3- 10									
3- 5	0- 0			0- 0	HOME		0- 0		0- 1		3- 4									
0- 8	0- 0			0- 0	AWAY		0- 0		0- 2		0- 6									
0- 0	0- 0			0- 0	NEUTRAL		0- 0		0- 0		0- 0									
RPI	S	Opponent		Score	RPI	S	Opponent		Score	RPI	S	Opponent		Score						
							71	N	Wyoming	0	3	103	N	Oregon St.	0	3				
												111	H	SIUE	0	3				
												115	N	Illinois St.	0	3				
												118	A	Murray St.	0	3				
												122	N	Radford	0	3				
												140	A	Austin Peay	0	3				
												146	N	Seton Hall	0	3				
												159	A	Samford	1	3				
												173	A	Belmont	1	3				
												173	H	Belmont	0	3				
												197	A	Tennessee St.	2	3				
												197	H	Tennessee St.	0	3				
												205	A	Idaho	1	3				
												249	A	Eastern Ky.	0	3				
												249	H	Eastern Ky.	3	1				
												251	N	Northwestern St.	3	0				
												263	H	UT Martin	3	1				
												266	A	Western Caro.	3	1				
												267	A	Morehead St.	1	3				
												267	H	Morehead St.	0	3				
												276	A	Middle Tenn.	2	3				
												277	A	UAB	0	3				
												277	N	UAB	3	2				
												280	N	Charleston So.	3	0				
												293	A	Jacksonville St.	0	3				
												293	H	Jacksonville St.	1	3				
												294	A	Southeast Mo. St.	0	3				
					LAST 10 GAMES															
							294	A	Southeast Mo. St.	0	3									
							293	A	Jacksonville St.	0	3									
							173	H	Belmont	0	3									
							197	H	Tennessee St.	0	3									
							249	A	Eastern Ky.	0	3									
							267	A	Morehead St.	1	3									
							310	H	Eastern Ill.	3	2									
							111	H	SIUE	0	3									
							140	A	Austin Peay	0	3									
							118	A	Murray St.	0	3									

Non-Div. I Games:

Tennessee Tech

RPI	S	Opponent	Score
310	H	Eastern Ill.	3 2

Average RPI Win: 261		WON-LOST	WINNING	LAST 10	STRENGTH OF		OPP. STRENGTH	TEAM	ADJ	CONF.	ADJ CONF.
Average RPI Loss: 154		RECORD	PCT. RANK	GAMES	SCHEDULE		OF SCHEDULE	RPI	RPI	RPI	RPI
DIV. I ONLY		5- 21	.19231	307	1- 9		225	194	292	.40048	292
DIV. I NON-CONF.		4- 8	.33333	244	0- 0		222	213	250	.43351	252
TOTALS		RPI 1-25	RPI 26-50		W-L RECORDS		RPI 51-100		RPI 101-150		RPI 150+
5- 21	0- 0	0- 0		OVERALL		0- 4		0- 7		5- 10	
3- 7	0- 0	0- 0		HOME		0- 1		0- 2		3- 4	
1- 9	0- 0	0- 0		AWAY		0- 1		0- 3		1- 5	
1- 5	0- 0	0- 0		NEUTRAL		0- 2		0- 2		1- 1	
4- 8	0- 0	0- 0		NON-CONFERENCE		0- 2		0- 3		4- 3	
2- 1	0- 0	0- 0		HOME		0- 0		0- 0		2- 1	
1- 2	0- 0	0- 0		AWAY		0- 0		0- 1		1- 1	
1- 5	0- 0	0- 0		NEUTRAL		0- 2		0- 2		1- 1	
1- 13	0- 0	0- 0		CONFERENCE		0- 2		0- 4		1- 7	
1- 6	0- 0	0- 0		HOME		0- 1		0- 2		1- 3	
0- 7	0- 0	0- 0		AWAY		0- 1		0- 2		0- 4	
0- 0	0- 0	0- 0		NEUTRAL		0- 0		0- 0		0- 0	
RPI S	Opponent	Score	RPI S	Opponent	Score	RPI S	Opponent	Score	RPI S	Opponent	Score
						56 N	Cal Poly	1 3	106 A	Sacramento St.	0 3
						73 A	New Mexico St.	0 3	125 A	Utah Valley	0 3
						73 H	New Mexico St.	0 3	125 H	Utah Valley	1 3
						85 N	Nevada	0 3	129 N	Santa Clara	0 3
									139 N	West Virginia	0 3
									150 A	UTRGV	0 3
									150 H	UTRGV	1 3
									155 A	California	0 3
									156 A	CSU Bakersfield	0 3
									156 H	CSU Bakersfield	0 3
									172 A	UMKC	2 3
									172 H	UMKC	0 3
									174 A	Seattle U	2 3
									174 H	Seattle U	2 3
									198 H	Eastern Wash.	3 0
									249 H	Eastern Ky.	3 1
									255 A	Air Force	3 2
									259 N	Montana St.	2 3
									287 H	Cal St. Fullerton	1 3
									293 N	Jacksonville St.	3 0
									312 A	Chicago St.	2 3
									312 H	Chicago St.	3 1
LAST 10 GAMES											
						174 A	Seattle U	2 3	73 A	New Mexico St.	0 3
						125 A	Utah Valley	0 3	156 H	CSU Bakersfield	0 3
						312 H	Chicago St.	3 1	125 H	Utah Valley	1 3
						172 H	UMKC	0 3	174 H	Seattle U	2 3
						150 A	UTRGV	0 3	172 A	UMKC	2 3

Non-Div. I Games:

Grand Canyon

Average RPI Win:	297	WON-LOST	WINNING	LAST 10	STRENGTH OF	OPP. STRENGTH	TEAM	ADJ	CONF.	ADJ CONF.	
Average RPI Loss:	213	RECORD	PCT. RANK	GAMES	SCHEDULE	OF SCHEDULE	RPI	RPI	RPI	RPI	
DIV. I ONLY	18- 18	.5	173	2- 8	329	307	291	.3993	293	26	26
DIV. I NON-CONF.	12- 8	.6	123	1- 0	334	328	300	.3798	302	26	26
<hr/>											
TOTALS	RPI 1-25	RPI 26-50		W-L RECORDS		RPI 51-100		RPI 101-150		RPI 150+	
18- 18	0- 0	0- 0		OVERALL		0- 0		0- 5		18- 13	
11- 7	0- 0	0- 0		HOME		0- 0		0- 3		11- 4	
5- 8	0- 0	0- 0		AWAY		0- 0		0- 2		5- 6	
2- 3	0- 0	0- 0		NEUTRAL		0- 0		0- 0		2- 3	
<hr/>											
12- 8	0- 0	0- 0		NON-CONFERENCE		0- 0		0- 2		12- 6	
7- 3	0- 0	0- 0		HOME		0- 0		0- 2		7- 1	
3- 2	0- 0	0- 0		AWAY		0- 0		0- 0		3- 2	
2- 3	0- 0	0- 0		NEUTRAL		0- 0		0- 0		2- 3	
<hr/>											
6- 10	0- 0	0- 0		CONFERENCE		0- 0		0- 3		6- 7	
4- 4	0- 0	0- 0		HOME		0- 0		0- 1		4- 3	
2- 6	0- 0	0- 0		AWAY		0- 0		0- 2		2- 4	
0- 0	0- 0	0- 0		NEUTRAL		0- 0		0- 0		0- 0	
<hr/>											
RPI S	Opponent	Score	RPI S	Opponent	Score	RPI S	Opponent	Score	RPI S	Opponent	Score
						109 H Kennesaw St.			1	3	
						111 H SIUE			1	3	
						112 H North Dakota			0	3	
						118 A Murray St.			0	3	
						140 A Austin Peay			0	3	
						173 A Belmont			3	1	
						173 H Belmont			2	3	
						197 A Tennessee St.			2	3	
						197 H Tennessee St.			1	3	
						225 A Ga. Southern			0	3	
						249 A Eastern Ky.			2	3	
						249 H Eastern Ky.			3	0	
						254 H Evansville			3	2	
						255 A Air Force			2	3	
						259 N Montana St.			1	3	
						263 A UT Martin			0	3	
						267 A Morehead St.			0	3	
						267 H Morehead St.			3	1	
						277 H UAB			3	1	
						280 N Charleston So.			2	3	
						283 H La.-Monroe			2	3	
						291 A Tennessee Tech			3	1	
						291 H Tennessee Tech			3	0	
						292 N Grand Canyon			0	3	
						294 H Southeast Mo. St.			3	0	
297 N The Citadel			3	0							
310 H Eastern Ill.			2	3							
<hr/>											
			LAST 10 GAMES								
263 A UT Martin			0	3	249 A Eastern Ky.			2	3	291 H Tennessee Tech	
291 H Tennessee Tech			3	0	111 H SIUE			1	3	292 N Grand Canyon	
197 H Tennessee St.			1	3	310 H Eastern Ill.			2	3	294 H Southeast Mo. St.	
173 H Belmont			2	3	334 A Mississippi Val.			3	0	297 N The Citadel	
267 A Morehead St.			0	3	118 A Murray St.			0	3	310 H Eastern Ill.	

Non-Div. I Games:

Jacksonville St.

RPI	S	Opponent	Score	
317	H	Nicholls St.	3	0
324	H	New Orleans	3	2
325	A	Jackson St.	3	0
325	H	Jackson St.	3	0
330	N	Savannah St.	3	0
332	A	Alcorn	3	0
332	H	Alcorn	3	0
334	A	Mississippi Val.	3	0
334	H	Mississippi Val.	3	0

Jacksonville St.

J
a
c
k
s
o
n
v
i
l
l
e
s
t
.

J
a
c
k
s
o
n
v
i
l
l
e
s
t
.

Average RPI Win:	267	WON-LOST	WINNING	LAST 10	STRENGTH OF	OPP. STRENGTH	TEAM	ADJ	CONF.	ADJ CONF.							
Average RPI Loss:	196	RECORD	PCT. RANK	GAMES	SCHEDULE	OF SCHEDULE	RPI	RPI	RPI	RPI							
DIV. I ONLY		7- 23	.23333 294	5- 5	241	277	293	.39904 294	26	26							
DIV. I NON-CONF.		1- 13	.07143 318	0- 0	263	277	320	.34459 319	26	26							
<hr/>																	
TOTALS	RPI 1-25	RPI 26-50		W-L RECORDS	RPI 51-100		RPI 101-150		RPI 150+								
7- 23	0- 0	0- 0		OVERALL	0- 1		0- 7		7- 15								
6- 6	0- 0	0- 0		HOME	0- 1		0- 3		6- 2								
1- 11	0- 0	0- 0		AWAY	0- 0		0- 3		1- 8								
0- 6	0- 0	0- 0		NEUTRAL	0- 0		0- 1		0- 5								
<hr/>																	
1- 13	0- 0	0- 0		NON-CONFERENCE	0- 1		0- 1		1- 11								
1- 3	0- 0	0- 0		HOME	0- 1		0- 0		1- 2								
0- 4	0- 0	0- 0		AWAY	0- 0		0- 0		0- 4								
0- 6	0- 0	0- 0		NEUTRAL	0- 0		0- 1		0- 5								
<hr/>																	
6- 10	0- 0	0- 0		CONFERENCE	0- 0		0- 6		6- 4								
5- 3	0- 0	0- 0		HOME	0- 0		0- 3		5- 0								
1- 7	0- 0	0- 0		AWAY	0- 0		0- 3		1- 4								
0- 0	0- 0	0- 0		NEUTRAL	0- 0		0- 0		0- 0								
<hr/>																	
RPI S	Opponent	Score	RPI S	Opponent	Score	RPI S	Opponent	Score	RPI S	Opponent	Score						
						57 H	Southern Ill.	0 3	111 A	SIUE	1 3						
						111 H	SIUE	2 3									
						118 A	Murray St.	0 3									
						118 H	Murray St.	0 3									
						122 N	Radford	0 3									
						140 A	Austin Peay	0 3									
						140 H	Austin Peay	2 3									
						173 H	Belmont	3 2									
						175 N	Duquesne	2 3									
						183 A	Valparaiso	0 3									
						188 H	Ill.-Chicago	1 3									
						196 N	Drake	0 3									
						197 H	Tennessee St.	3 1									
						210 N	Central Mich.	1 3									
						214 N	Weber St.	1 3									
						249 A	Eastern Ky.	2 3									
						251 N	Northwestern St.	1 3									
						252 H	Louisiana Tech	2 3									
						254 A	Evansville	2 3									
						263 A	UT Martin	2 3									
						263 H	UT Martin	3 0									
									LAST 10 GAMES								
									267 A	Morehead St.	1 3						
									277 A	UAB	0 3						
									291 H	Tennessee Tech	3 0						
									293 A	Jacksonville St.	0 3						
310 A	Eastern Ill.	3 0															
310 H	Eastern Ill.	3 0															

Non-Div. I Games:

Southeast Mo. St.

RPI	S	Opponent	Score	
318	A	Western Ill.	0	3
324	H	New Orleans	3	1

Southeast Mo. St.
.
S
t
.

S
o
u
t
h
e
a
s
t
M
o
.
S
t
.

Average RPI Win:	306	WON-LOST RECORD	WINNING PCT. RANK	LAST 10 GAMES	STRENGTH OF SCHEDULE	OPP. STRENGTH OF SCHEDULE	TEAM RPI	ADJ RPI	CONF. RPI	ADJ CONF. RPI	
Average RPI Loss:	162										
DIV. I ONLY	4- 25	.13793	321	0- 10	201	215	297	.39385	295	17	20
DIV. I NON-CONF.	3- 12	.2	290	0- 0	249	226	297	.38891	294	18	18
<hr/>											
TOTALS	RPI 1-25	RPI 26-50		W-L RECORDS	RPI 51-100		RPI 101-150		RPI 150+		
4- 25	0- 0	0- 0		OVERALL	0- 6		0- 6		4- 13		
2- 7	0- 0	0- 0		HOME	0- 3		0- 2		2- 2		
0- 11	0- 0	0- 0		AWAY	0- 3		0- 4		0- 4		
2- 7	0- 0	0- 0		NEUTRAL	0- 0		0- 0		2- 7		
<hr/>											
3- 12	0- 0	0- 0		NON-CONFERENCE	0- 2		0- 2		3- 8		
1- 1	0- 0	0- 0		HOME	0- 1		0- 0		1- 0		
0- 4	0- 0	0- 0		AWAY	0- 1		0- 2		0- 1		
2- 7	0- 0	0- 0		NEUTRAL	0- 0		0- 0		2- 7		
<hr/>											
1- 13	0- 0	0- 0		CONFERENCE	0- 4		0- 4		1- 5		
1- 6	0- 0	0- 0		HOME	0- 2		0- 2		1- 2		
0- 7	0- 0	0- 0		AWAY	0- 2		0- 2		0- 3		
0- 0	0- 0	0- 0		NEUTRAL	0- 0		0- 0		0- 0		
<hr/>											
RPI S	Opponent	Score	RPI S	Opponent	Score	RPI S	Opponent	Score	RPI S	Opponent	Score
						51 A	UCF	0 3	109 A	Kennesaw St.	0 3
						64 A	FGCU	0 3	109 H	Kennesaw St.	0 3
						64 H	FGCU	0 3	120 A	South Fla.	0 3
						65 A	Lipscomb	1 3	120 A	South Fla.	0 3
						65 H	Lipscomb	1 3	148 A	North Florida	0 3
						96 H	Marshall	0 3	148 H	North Florida	1 3
									152 N	New Mexico	1 3
									176 N	Fla. Atlantic	0 3
									192 N	Kent St.	1 3
									199 N	Wright St.	0 3
									218 N	LIU Brooklyn	1 3
									223 A	Jacksonville	2 3
									223 H	Jacksonville	1 3
									231 A	USC Upstate	0 3
									231 H	USC Upstate	2 3
									243 N	Georgetown	0 3
									247 N	Stony Brook	0 3
									257 A	UNC Asheville	2 3
									288 H	Bethune-Cookman	3 2
									305 A	NJIT	2 3
									305 H	NJIT	3 0
									309 N	Alabama A&M	3 0
									323 N	N.C. Central	3 0

Non-Div. I Games:

Stetson

Average RPI Win:	288	WON-LOST	WINNING	LAST 10	STRENGTH OF	OPP. STRENGTH	TEAM	ADJ	CONF.	ADJ CONF.				
Average RPI Loss:	172	RECORD	PCT. RANK	GAMES	SCHEDULE	OF SCHEDULE	RPI	RPI	RPI	RPI				
DIV. I ONLY	5- 23	.17857	311	3- 7	239	239	299	.39369	296	25	25			
DIV. I NON-CONF.	1- 11	.08333	314	0- 0	190	195	301	.38303	298	22	22			
<hr/>														
TOTALS	RPI 1-25	RPI 26-50		W-L RECORDS	RPI 51-100		RPI 101-150		RPI 150+					
5- 23	0- 0	0- 0		OVERALL	0- 4		0- 4		5- 15					
3- 7	0- 0	0- 0		HOME	0- 1		0- 2		3- 4					
1- 10	0- 0	0- 0		AWAY	0- 2		0- 1		1- 7					
1- 6	0- 0	0- 0		NEUTRAL	0- 1		0- 1		1- 4					
<hr/>														
1- 11	0- 0	0- 0		NON-CONFERENCE	0- 2		0- 2		1- 7					
0- 2	0- 0	0- 0		HOME	0- 0		0- 1		0- 1					
0- 3	0- 0	0- 0		AWAY	0- 1		0- 0		0- 2					
1- 6	0- 0	0- 0		NEUTRAL	0- 1		0- 1		1- 4					
<hr/>														
4- 12	0- 0	0- 0		CONFERENCE	0- 2		0- 2		4- 8					
3- 5	0- 0	0- 0		HOME	0- 1		0- 1		3- 3					
1- 7	0- 0	0- 0		AWAY	0- 1		0- 1		1- 5					
0- 0	0- 0	0- 0		NEUTRAL	0- 0		0- 0		0- 0					
<hr/>														
RPI S	Opponent	Score	RPI S	Opponent	Score	RPI S	Opponent	Score	RPI S	Opponent	Score			
						67 N	Northern Ill.	0 3	112 H	North Dakota	1 3			
						79 A	Green Bay	0 3	124 A	Denver	0 3			
						91 A	South Dakota	0 3	124 H	Denver	0 3			
						91 H	South Dakota	0 3	142 N	Texas Tech	0 3			
									162 N	SFA	0 3			
									175 N	Duquesne	0 3			
									183 A	Valparaiso	0 3			
									185 A	IUPUI	0 3			
									185 H	IUPUI	0 3			
									196 A	Drake	2 3			
									204 A	North Dakota St.	1 3			
									204 H	North Dakota St.	2 3			
									210 N	Central Mich.	0 3			
									222 N	UTEP	1 3			
									226 A	Oral Roberts	0 3			
									226 H	Oral Roberts	2 3			
									228 A	Fort Wayne	1 3			
									228 H	Fort Wayne	3 1			
									260 H	Bradley	0 3			
									268 A	Omaha	2 3			
						268 H	Omaha	3 0	310 N	Eastern Ill.	3 0			
						91 A	South Dakota	0 3	226 H	Oral Roberts	2 3	318 A	Western Ill.	3 2
						204 A	North Dakota St.	1 3	185 A	IUPUI	0 3	318 H	Western Ill.	3 2
						318 H	Western Ill.	3 2	124 H	Denver	0 3			
						268 A	Omaha	2 3	318 A	Western Ill.	3 2			
						228 H	Fort Wayne	3 1	228 A	Fort Wayne	1 3			

Non-Div. I Games:

South Dakota St.

Average RPI Win:	289	WON-LOST RECORD	WINNING PCT. RANK	LAST 10 GAMES	STRENGTH OF SCHEDULE	OPP. STRENGTH OF SCHEDULE	TEAM RPI	ADJ RPI	CONF. RPI	ADJ CONF. RPI							
DIV. I ONLY		8- 24	.25 286	1- 9	263	294	296	.39121	297	21	21						
DIV. I NON-CONF.		7- 9	.4375 205	0- 0	305	332	284	.39775	285	24	24						
<hr/>																	
TOTALS	RPI 1-25	RPI 26-50		W-L RECORDS	RPI 51-100		RPI 101-150		RPI 150+								
8- 24	0- 0	0- 0		OVERALL	0- 2		0- 1		8- 21								
5- 10	0- 0	0- 0		HOME	0- 1		0- 1		5- 8								
1- 10	0- 0	0- 0		AWAY	0- 1		0- 0		1- 9								
2- 4	0- 0	0- 0		NEUTRAL	0- 0		0- 0		2- 4								
<hr/>																	
7- 9	0- 0	0- 0		NON-CONFERENCE	0- 0		0- 1		7- 8								
4- 3	0- 0	0- 0		HOME	0- 0		0- 1		4- 2								
1- 2	0- 0	0- 0		AWAY	0- 0		0- 0		1- 2								
2- 4	0- 0	0- 0		NEUTRAL	0- 0		0- 0		2- 4								
<hr/>																	
1- 15	0- 0	0- 0		CONFERENCE	0- 2		0- 0		1- 13								
1- 7	0- 0	0- 0		HOME	0- 1		0- 0		1- 6								
0- 8	0- 0	0- 0		AWAY	0- 1		0- 0		0- 7								
0- 0	0- 0	0- 0		NEUTRAL	0- 0		0- 0		0- 0								
<hr/>																	
RPI S	Opponent	Score	RPI S	Opponent	Score	RPI S	Opponent	Score	RPI S	Opponent	Score						
						100 A	ETSU	0	3	140 H	Austin Peay	0	3				
						100 H	ETSU	0	3	154 A	UNCG	1	3				
						154 H	UNCG	1	3								
						159 A	Samford	0	3								
						159 H	Samford	0	3								
						166 A	Chattanooga	2	3								
						166 H	Chattanooga	2	3								
						177 N	Colgate	1	3								
						189 H	Elon	0	3								
						195 A	Mercer	1	3								
						195 H	Mercer	1	3								
						209 A	Wofford	1	3								
						209 H	Wofford	1	3								
						212 A	Furman	1	3								
						212 H	Furman	3	2								
						214 N	Weber St.	0	3								
						225 A	Ga. Southern	2	3								
						253 H	Robert Morris	2	3								
						255 N	Air Force	1	3								
						266 A	Western Caro.	0	3								
						266 H	Western Caro.	0	3								
						LAST 10 GAMES						267 H	Morehead St.	3	2		
						266 H	Western Caro.	0	3	159 H	Samford	0	3	280 H	Charleston So.	3	1
						100 H	ETSU	0	3	100 A	ETSU	0	3	280 N	Charleston So.	3	2
						209 A	Wofford	1	3	166 A	Chattanooga	2	3	282 H	Gardner-Webb	3	2
						154 A	UNCG	1	3	195 A	Mercer	1	3	287 A	Cal St. Fullerton	0	3
166 H	Chattanooga	2	3	212 H	Furman	3	2	293 N	Jacksonville St.	0	3						

Non-Div. I Games:

The Citadel

RPI	S	Opponent	Score	
330	H	Savannah St.	3	0
330	N	Savannah St.	3	0
333	A	South Carolina St.	3	1

The Citadel

T
h
e
C
i
t
a
d
e
l

T
h
e
C
i
t
a
d
e
l

Average RPI Win: 277		WON-LOST RECORD		WINNING PCT. RANK		LAST 10 GAMES		STRENGTH OF SCHEDULE		OPP. STRENGTH OF SCHEDULE		TEAM RPI		ADJ RPI		CONF. RPI		ADJ CONF. RPI	
DIV. I ONLY		4- 25		.13793 321		2- 8		213		223		303		.39079 298		22		22	
DIV. I NON-CONF.		2- 11		.15385 301		0- 0		213		227		293		.39078 291		19		19	
TOTALS		RPI 1-25		RPI 26-50		W-L RECORDS		RPI 51-100		RPI 101-150		RPI 150+							
4- 25		0- 0		0- 2		OVERALL		0- 3		0- 3		4- 17							
2- 11		0- 0		0- 1		HOME		0- 1		0- 2		2- 7							
0- 10		0- 0		0- 1		AWAY		0- 1		0- 0		0- 8							
2- 4		0- 0		0- 0		NEUTRAL		0- 1		0- 1		2- 2							
2- 11		0- 0		0- 0		NON-CONFERENCE		0- 1		0- 3		2- 7							
0- 3		0- 0		0- 0		HOME		0- 0		0- 2		0- 1							
0- 4		0- 0		0- 0		AWAY		0- 0		0- 0		0- 4							
2- 4		0- 0		0- 0		NEUTRAL		0- 1		0- 1		2- 2							
2- 14		0- 0		0- 2		CONFERENCE		0- 2		0- 0		2- 10							
2- 8		0- 0		0- 1		HOME		0- 1		0- 0		2- 6							
0- 6		0- 0		0- 1		AWAY		0- 1		0- 0		0- 4							
0- 0		0- 0		0- 0		NEUTRAL		0- 0		0- 0		0- 0							
RPI S	Opponent	Score		RPI S	Opponent	Score		RPI S	Opponent	Score		RPI S	Opponent	Score					
				42 A	Coastal Caro.	1	3	53 H	Arkansas St.	0	3	101 H	UNCW	0	3				
				42 H	Coastal Caro.	0	3	83 A	Texas St.	2	3	102 N	Northern Ky.	1	3				
								89 N	Ole Miss	0	3	136 H	Ohio	0	3				
												166 A	Chattanooga	2	3				
												168 A	UT Arlington	0	3				
												170 A	Virginia Tech	2	3				
												191 A	South Ala.	1	3				
												191 H	South Ala.	2	3				
												197 N	Tennessee St.	1	3				
												202 H	Little Rock	0	3				
												203 N	Ball St.	2	3				
												209 H	Wofford	2	3				
												225 H	Ga. Southern	3	0				
												225 H	Ga. Southern	2	3				
												250 A	Georgia St.	2	3				
												250 H	Georgia St.	2	3				
												266 A	Western Caro.	2	3				
												267 A	Morehead St.	2	3				
												273 A	Troy	2	3				
												273 H	Troy	2	3				
												279 N	Siena	3	0				
												283 H	La.-Monroe	3	0				
												284 H	UL Lafayette	1	3				
												320 N	Norfolk St.	3	0				
LAST 10 GAMES																			
				273 H	Troy	2	3	191 A	South Ala.	1	3	284 H	UL Lafayette	1	3				
				191 H	South Ala.	2	3	273 A	Troy	2	3	320 N	Norfolk St.	3	0				
				225 H	Ga. Southern	2	3	284 H	UL Lafayette	1	3								
				225 H	Ga. Southern	3	0	283 H	La.-Monroe	3	0								
				250 H	Georgia St.	2	3	42 A	Coastal Caro.	1	3								

Non-Div. I Games:

Appalachian St.

M
a
n
h
a
t
t
a
n

Manhattan

RPI	S	Opponent	Score	
315	H	Canisius	3	1
322	A	Lafayette	3	1
327	H	Fairleigh Dickinson	3	0
331	A	Saint Peter's	3	0
331	H	Saint Peter's	3	0

Manhattan

M
a
n
h
a
t
t
a
n

M
a
n
h
a
t
t
a
n

Average RPI Win: 289		WON-LOST RECORD		WINNING PCT. RANK		LAST 10 GAMES		STRENGTH OF SCHEDULE		OPP. STRENGTH OF SCHEDULE		TEAM RPI		ADJ RPI		CONF. RPI		ADJ CONF. RPI	
DIV. I ONLY		5- 26		.16129 316		1- 9		216		284		304		.38932 300		24		24	
DIV. I NON-CONF.		2- 13		.13333 304		0- 1		266		293		315		.35952 315		27		27	
TOTALS		RPI 1-25		RPI 26-50		W-L RECORDS		RPI 51-100		RPI 101-150		RPI 150+							
5- 26		0- 0		0- 0		OVERALL		0- 3		0- 4		5- 19							
2- 7		0- 0		0- 0		HOME		0- 0		0- 2		2- 5							
1- 13		0- 0		0- 0		AWAY		0- 2		0- 2		1- 9							
2- 6		0- 0		0- 0		NEUTRAL		0- 1		0- 0		2- 5							
2- 13		0- 0		0- 0		NON-CONFERENCE		0- 3		0- 0		2- 10							
0- 1		0- 0		0- 0		HOME		0- 0		0- 0		0- 1							
0- 6		0- 0		0- 0		AWAY		0- 2		0- 0		0- 4							
2- 6		0- 0		0- 0		NEUTRAL		0- 1		0- 0		2- 5							
3- 13		0- 0		0- 0		CONFERENCE		0- 0		0- 4		3- 9							
2- 6		0- 0		0- 0		HOME		0- 0		0- 2		2- 4							
1- 7		0- 0		0- 0		AWAY		0- 0		0- 2		1- 5							
0- 0		0- 0		0- 0		NEUTRAL		0- 0		0- 0		0- 0							
RPI S	Opponent	Score		RPI S	Opponent	Score		RPI S	Opponent	Score		RPI S	Opponent	Score					
								62 A	Alabama	2	3	122 A	Radford	1	3				
								88 A	Northeastern	0	3	122 H	Radford	0	3				
								100 N	ETSU	0	3	130 A	High Point	0	3				
												130 H	High Point	0	3				
												166 A	Chattanooga	0	3				
												171 A	Liberty	0	3				
												171 H	Liberty	2	3				
												180 A	Campbell	0	3				
												180 H	Campbell	0	3				
												188 N	Ill.-Chicago	1	3				
												208 N	Binghamton	1	3				
												209 A	Wofford	0	3				
												209 H	Wofford	1	3				
												223 A	Jacksonville	0	3				
												225 N	Ga. Southern	1	3				
												231 A	USC Upstate	2	3				
												237 A	Winthrop	1	3				
												237 H	Winthrop	3	2				
												257 A	UNC Asheville	2	3				
												257 H	UNC Asheville	3	2				
												271 N	Fordham	0	3				
												280 A	Charleston So.	1	3				
												280 H	Charleston So.	1	3				
												281 N	Charlotte	1	3				
												282 A	Gardner-Webb	3	0				
												282 H	Gardner-Webb	0	3				
												333 N	South Carolina St.	3	0				
				LAST 10 GAMES															
								130 A	High Point	0	3	171 A	Liberty	0	3				
								237 A	Winthrop	1	3	282 H	Gardner-Webb	0	3				
								280 A	Charleston So.	1	3	209 H	Wofford	1	3				
								257 H	UNC Asheville	3	2	180 H	Campbell	0	3				
								122 A	Radford	1	3	130 H	High Point	0	3				

Non-Div. I Games:

Presbyterian

RPI	S	Opponent	Score	
334	N	Mississippi Val.	3	0

Presbyterian

P
r
e
s
b
y
t
e
r
i
a
n

P
r
e
s
b
y
t
e
r
i
a
n

Average RPI Win: 303		WON-LOST	WINNING	LAST 10	STRENGTH OF		OPP. STRENGTH	TEAM	ADJ	CONF.	ADJ CONF.
Average RPI Loss: 199		RECORD	PCT. RANK	GAMES	SCHEDULE		OF SCHEDULE	RPI	RPI	RPI	RPI
DIV. I ONLY		6- 21	.22222	299	2- 8		256	297	300	.38696	301
DIV. I NON-CONF.		3- 8	.27273	274	0- 0		244	315	286	.39697	286
TOTALS		RPI 1-25	RPI 26-50		W-L RECORDS		RPI 51-100		RPI 101-150		RPI 150+
6- 21	0- 0	0- 0		OVERALL		0- 2		0- 4		6- 15	
0- 9	0- 0	0- 0		HOME		0- 0		0- 2		0- 7	
3- 9	0- 0	0- 0		AWAY		0- 1		0- 2		3- 6	
3- 3	0- 0	0- 0		NEUTRAL		0- 1		0- 0		3- 2	
3- 8	0- 0	0- 0		NON-CONFERENCE		0- 2		0- 0		3- 6	
0- 1	0- 0	0- 0		HOME		0- 0		0- 0		0- 1	
0- 4	0- 0	0- 0		AWAY		0- 1		0- 0		0- 3	
3- 3	0- 0	0- 0		NEUTRAL		0- 1		0- 0		3- 2	
3- 13	0- 0	0- 0		CONFERENCE		0- 0		0- 4		3- 9	
0- 8	0- 0	0- 0		HOME		0- 0		0- 2		0- 6	
3- 5	0- 0	0- 0		AWAY		0- 0		0- 2		3- 3	
0- 0	0- 0	0- 0		NEUTRAL		0- 0		0- 0		0- 0	
RPI S	Opponent	Score	RPI S	Opponent	Score	RPI S	Opponent	Score	RPI S	Opponent	Score
						94 N	Yale	0 3	104 A	American	0 3
						97 A	UConn	0 3	104 H	American	0 3
									137 A	Army West Point	1 3
									137 H	Army West Point	0 3
									165 A	Howard	0 3
									177 A	Colgate	0 3
									177 H	Colgate	0 3
									186 A	Navy	0 3
									186 H	Navy	0 3
									193 A	UMBC	0 3
									229 N	Bryant	0 3
									232 H	George Washington	1 3
									242 A	Lehigh	0 3
									242 H	Lehigh	0 3
									256 A	Holy Cross	3 1
									256 H	Holy Cross	1 3
									274 A	George Mason	0 3
									289 N	Akron	3 1
									308 N	St. Francis Brooklyn	3 1
									311 N	Hampton	2 3
									316 A	Bucknell	3 1
									316 H	Bucknell	1 3
									322 A	Lafayette	3 2
									322 H	Lafayette	2 3
									328 N	Delaware St.	3 0
LAST 10 GAMES											
						186 H	Navy	0 3	137 H	Army West Point	0 3
						104 A	American	0 3	322 A	Lafayette	3 2
						177 A	Colgate	0 3	242 A	Lehigh	0 3
						316 A	Bucknell	3 1	186 A	Navy	0 3
						256 H	Holy Cross	1 3	104 H	American	0 3

Non-Div. I Games:

Loyola Maryland

[illegible]

Non-Div. I Games:

Southeastern La.

Average RPI Win: 249		WON-LOST RECORD		WINNING PCT. RANK		LAST 10 GAMES		STRENGTH OF SCHEDULE		OPP. STRENGTH OF SCHEDULE		TEAM RPI		ADJ RPI		CONF. RPI		ADJ CONF. RPI	
Average RPI Loss: 177																			
DIV. I ONLY		4- 25		.13793 321		2- 8		237		212		307		.38228 303		15		15	
DIV. I NON-CONF.		1- 12		.07692 316		0- 0		295		250		326		.33167 326		15		15	
TOTALS		RPI 1-25		RPI 26-50		W-L RECORDS		RPI 51-100		RPI 101-150		RPI 150+							
4- 25		0- 0		0- 2		OVERALL		0- 2		1- 6		3- 15							
1- 7		0- 0		0- 1		HOME		0- 0		0- 2		1- 4							
3- 11		0- 0		0- 1		AWAY		0- 1		1- 2		2- 7							
0- 7		0- 0		0- 0		NEUTRAL		0- 1		0- 2		0- 4							
1- 12		0- 0		0- 0		NON-CONFERENCE		0- 1		0- 2		1- 9							
0- 0		0- 0		0- 0		HOME		0- 0		0- 0		0- 0							
1- 5		0- 0		0- 0		AWAY		0- 0		0- 0		1- 5							
0- 7		0- 0		0- 0		NEUTRAL		0- 1		0- 2		0- 4							
3- 13		0- 0		0- 2		CONFERENCE		0- 1		1- 4		2- 6							
1- 7		0- 0		0- 1		HOME		0- 0		0- 2		1- 4							
2- 6		0- 0		0- 1		AWAY		0- 1		1- 2		1- 2							
0- 0		0- 0		0- 0		NEUTRAL		0- 0		0- 0		0- 0							
RPI S	Opponent	Score		RPI S	Opponent	Score		RPI S	Opponent	Score		RPI S	Opponent	Score					
				46 A	Miami (OH)	0 3		67 A	Northern Ill.	0 3		116 A	Bowling Green	0 3					
				46 H	Miami (OH)	0 3		68 N	South Carolina	0 3		116 H	Bowling Green	0 3					
												123 N	Oakland	0 3					
												136 A	Ohio	0 3					
												136 H	Ohio	1 3					
												143 A	Toledo	3 2					
												147 N	Northwestern	0 3					
												175 A	Duquesne	0 3					
												192 A	Kent St.	0 3					
												192 H	Kent St.	1 3					
												194 A	Western Mich.	1 3					
												201 N	Cornell	1 3					
												203 H	Ball St.	0 3					
												210 H	Central Mich.	2 3					
												225 A	Ga. Southern	2 3					
												232 N	George Washington	2 3					
												234 A	Virginia	0 3					
												239 N	Wake Forest	0 3					
												248 H	Eastern Mich.	3 2					
												253 A	Robert Morris	0 3					
												272 A	Niagara	1 3					
												289 A	Akron	3 2					
												289 H	Akron	2 3					
												316 A	Bucknell	3 2					
												321 N	Saint Francis (PA)	2 3					
LAST 10 GAMES																			
				46 A	Miami (OH)	0 3		136 H	Ohio	1 3		289 H	Akron	2 3					
				116 A	Bowling Green	0 3		248 H	Eastern Mich.	3 2		316 A	Bucknell	3 2					
				143 A	Toledo	3 2		210 H	Central Mich.	2 3		321 N	Saint Francis (PA)	2 3					
				289 H	Akron	2 3		194 A	Western Mich.	1 3									
				192 H	Kent St.	1 3		67 A	Northern Ill.	0 3									

Non-Div. I Games:

Buffalo

Average RPI Win: 326		WON-LOST	WINNING	LAST 10	STRENGTH OF		OPP. STRENGTH	TEAM	ADJ	CONF.	ADJ CONF.
Average RPI Loss: 215		RECORD	PCT. RANK	GAMES	SCHEDULE		OF SCHEDULE	RPI	RPI	RPI	RPI
DIV. I ONLY		8- 17	.32	262	4- 6		304	326	305	.38122	304
DIV. I NON-CONF.		0- 8	0	322	0- 0		112	175	290	.39349	289
TOTALS		RPI 1-25	RPI 26-50		W-L RECORDS		RPI 51-100		RPI 101-150		RPI 150+
8- 17	0- 0	0- 1		OVERALL		0- 1		0- 3		8- 12	
4- 4	0- 0	0- 0		HOME		0- 0		0- 0		4- 4	
4- 9	0- 0	0- 1		AWAY		0- 0		0- 1		4- 7	
0- 4	0- 0	0- 0		NEUTRAL		0- 1		0- 2		0- 1	
0- 8	0- 0	0- 1		NON-CONFERENCE		0- 1		0- 3		0- 3	
0- 1	0- 0	0- 0		HOME		0- 0		0- 0		0- 1	
0- 4	0- 0	0- 1		AWAY		0- 0		0- 1		0- 2	
0- 3	0- 0	0- 0		NEUTRAL		0- 1		0- 2		0- 0	
8- 9	0- 0	0- 0		CONFERENCE		0- 0		0- 0		8- 9	
4- 3	0- 0	0- 0		HOME		0- 0		0- 0		4- 3	
4- 5	0- 0	0- 0		AWAY		0- 0		0- 0		4- 5	
0- 1	0- 0	0- 0		NEUTRAL		0- 0		0- 0		0- 1	
RPI S	Opponent	Score	RPI S	Opponent	Score	RPI S	Opponent	Score	RPI S	Opponent	Score
			38 A	Baylor	0 3	70 N	A&M-Corpus Christi	0 3	134 N	Fresno St.	0 3
									150 A	UTRGV	0 3
									150 N	UTRGV	0 3
									206 A	Houston Baptist	0 3
									217 A	Alabama St.	0 3
									217 H	Alabama St.	0 3
									244 A	Texas Southern	0 3
									244 H	Texas Southern	1 3
									244 N	Texas Southern	1 3
									245 A	Incarnate Word	0 3
									245 H	Incarnate Word	1 3
									306 A	Southern U.	1 3
									306 H	Southern U.	2 3
									309 A	Alabama A&M	1 3
									309 H	Alabama A&M	3 1
									319 A	Ark.-Pine Bluff	3 0
									325 A	Jackson St.	3 1
									325 H	Jackson St.	3 0
									326 A	Grambling	2 3
									332 A	Alcorn	3 0
									332 H	Alcorn	3 0
									334 A	Mississippi Val.	3 0
									334 H	Mississippi Val.	3 0
LAST 10 GAMES			306 A	Southern U.	1 3	325 H	Jackson St.	3 0			
			332 A	Alcorn	3 0	334 H	Mississippi Val.	3 0			
			309 A	Alabama A&M	1 3	332 H	Alcorn	3 0			
			217 A	Alabama St.	0 3	306 H	Southern U.	2 3			
			244 H	Texas Southern	1 3	217 H	Alabama St.	0 3			

Non-Div. I Games: St. Thomas (TX) 3 0

Prairie View

N
J
I
T

NJIT

RPI	S	Opponent	Score	
331	A	Saint Peter's	3	0
331	H	Saint Peter's	3	1

NJIT

N
J
I
T

N
J
I
T

Average RPI Win:		321	WON-LOST RECORD		WINNING PCT. RANK		LAST 10 GAMES		STRENGTH OF SCHEDULE		OPP. STRENGTH OF SCHEDULE		TEAM RPI	ADJ RPI		CONF. RPI		ADJ CONF. RPI		
DIV. I ONLY			12- 12	.5	173	8- 2		330		330		298	.37954	306	32	32				
DIV. I NON-CONF.			1- 7	.125	306	0- 0		269		306		319	.34186	320	32	32				
TOTALS		RPI 1-25		RPI 26-50		W-L RECORDS		RPI 51-100		RPI 101-150		RPI 150+								
12- 12		0- 0		0- 0		OVERALL		0- 2		0- 1		12- 9								
6- 4		0- 0		0- 0		HOME		0- 0		0- 0		6- 4								
6- 6		0- 0		0- 0		AWAY		0- 1		0- 0		6- 5								
0- 2		0- 0		0- 0		NEUTRAL		0- 1		0- 1		0- 0								
1- 7		0- 0		0- 0		NON-CONFERENCE		0- 2		0- 1		1- 4								
0- 1		0- 0		0- 0		HOME		0- 0		0- 0		0- 1								
1- 4		0- 0		0- 0		AWAY		0- 1		0- 0		1- 3								
0- 2		0- 0		0- 0		NEUTRAL		0- 1		0- 1		0- 0								
11- 5		0- 0		0- 0		CONFERENCE		0- 0		0- 0		11- 5								
6- 3		0- 0		0- 0		HOME		0- 0		0- 0		6- 3								
5- 2		0- 0		0- 0		AWAY		0- 0		0- 0		5- 2								
0- 0		0- 0		0- 0		NEUTRAL		0- 0		0- 0		0- 0								
RPI	S	Opponent		Score		RPI	S	Opponent		Score		RPI	S	Opponent		Score				
								73	N	New Mexico St.	0	3	140	N	Austin Peay	0	3			
								98	A	Southern Miss.	0	3	217	H	Alabama St.	0	3			
														244	A	Texas Southern	0	3		
														244	H	Texas Southern	0	3		
														273	A	Troy	0	3		
														302	A	Southeastern La.	1	3		
														302	A	Southeastern La.	3	1		
														304	A	Prairie View	3	2		
														304	H	Prairie View	3	1		
														309	H	Alabama A&M	3	2		
														317	A	Nicholls St.	0	3		
														317	H	Nicholls St.	0	3		
														319	A	Ark.-Pine Bluff	2	3		
														319	H	Ark.-Pine Bluff	3	1		
														325	A	Jackson St.	3	0		
														325	H	Jackson St.	1	3		
														326	A	Grambling	3	0		
														326	H	Grambling	3	0		
														332	A	Alcorn	3	0		
														332	H	Alcorn	3	1		
														334	A	Mississippi Val.	3	1		
														334	H	Mississippi Val.	3	0		
				LAST 10 GAMES																
				304	H	Prairie View	3	1	326	H	Grambling	3	0							
				244	H	Texas Southern	0	3	332	H	Alcorn	3	1							
				334	A	Mississippi Val.	3	1	244	A	Texas Southern	0	3							
				325	A	Jackson St.	3	0	304	A	Prairie View	3	2							
				319	H	Ark.-Pine Bluff	3	1	334	H	Mississippi Val.	3	0							

Non-Div. I Games:

Southern U.

Average RPI Win:		324	WON-LOST RECORD		WINNING PCT. RANK		LAST 10 GAMES		STRENGTH OF SCHEDULE		OPP. STRENGTH OF SCHEDULE		TEAM RPI		ADJ RPI		CONF. RPI		ADJ CONF. RPI	
DIV. I ONLY			7- 20		.25926 283		5- 5		289		302		310		.37897 307		31		31	
DIV. I NON-CONF.			0- 14		0 322		0- 0		152		272		311		.36584 312		30		30	
TOTALS		RPI 1-25		RPI 26-50		W-L RECORDS		RPI 51-100		RPI 101-150		RPI 150+								
7- 20		0- 2		0- 0		OVERALL		0- 0		0- 1		7- 17								
4- 4		0- 0		0- 0		HOME		0- 0		0- 1		4- 3								
3- 7		0- 1		0- 0		AWAY		0- 0		0- 0		3- 6								
0- 9		0- 1		0- 0		NEUTRAL		0- 0		0- 0		0- 8								
0- 14		0- 2		0- 0		NON-CONFERENCE		0- 0		0- 1		0- 11								
0- 1		0- 0		0- 0		HOME		0- 0		0- 1		0- 0								
0- 4		0- 1		0- 0		AWAY		0- 0		0- 0		0- 3								
0- 9		0- 1		0- 0		NEUTRAL		0- 0		0- 0		0- 8								
7- 6		0- 0		0- 0		CONFERENCE		0- 0		0- 0		7- 6								
4- 3		0- 0		0- 0		HOME		0- 0		0- 0		4- 3								
3- 3		0- 0		0- 0		AWAY		0- 0		0- 0		3- 3								
0- 0		0- 0		0- 0		NEUTRAL		0- 0		0- 0		0- 0								
RPI	S	Opponent		Score		RPI	S	Opponent		Score		RPI	S	Opponent		Score				
5	N	Florida		0	3							104	H	American		0	3			
11	A	Michigan St.		0	3							160	A	VCU		0	3			
												165	A	Howard		0	3			
												165	H	Howard		0	3			
												171	N	Liberty		0	3			
												193	A	UMBC		0	3			
												210	N	Central Mich.		1	3			
												211	A	UMES		0	3			
												211	H	UMES		0	3			
												237	N	Winthrop		0	3			
												253	N	Robert Morris		0	3			
												261	N	Quinnipiac		1	3			
												264	A	La Salle		0	3			
												276	N	Middle Tenn.		1	3			
												288	H	Bethune-Cookman		0	3			
												305	N	NJIT		1	3			
												311	A	Hampton		1	3			
												311	H	Hampton		3	1			
												320	A	Norfolk St.		3	2			
												320	H	Norfolk St.		3	0			
												321	N	Saint Francis (PA)		0	3			
												328	A	Delaware St.		3	0			
												328	H	Delaware St.		3	0			
												329	A	Coppin St.		3	1			
												329	H	Coppin St.		3	0			

Non-Div. I Games:

Morgan St.

Average RPI Win:	311	WON-LOST	WINNING	LAST 10	STRENGTH OF	OPP. STRENGTH	TEAM	ADJ	CONF.	ADJ CONF.	
Average RPI Loss:	228	RECORD	PCT. RANK	GAMES	SCHEDULE	OF SCHEDULE	RPI	RPI	RPI	RPI	
DIV. I ONLY	9- 21	.3	268	3- 7	298	320	306	.37711	308	29	29
DIV. I NON-CONF.	5- 11	.3125	252	0- 0	279	327	298	.3779	303	29	29
<hr/>											
TOTALS	RPI 1-25	RPI 26-50		W-L RECORDS		RPI 51-100		RPI 101-150		RPI 150+	
9- 21	0- 0	0- 0		OVERALL		0- 2		0- 1		9- 18	
4- 6	0- 0	0- 0		HOME		0- 0		0- 0		4- 6	
4- 9	0- 0	0- 0		AWAY		0- 0		0- 0		4- 4	
1- 6	0- 0	0- 0		NEUTRAL		0- 1		0- 0		1- 5	
5- 11	0- 0	0- 0		NON-CONFERENCE		0- 2		0- 1		5- 8	
2- 1	0- 0	0- 0		HOME		0- 0		0- 0		2- 1	
2- 4	0- 0	0- 0		AWAY		0- 1		0- 1		2- 2	
1- 6	0- 0	0- 0		NEUTRAL		0- 1		0- 0		1- 5	
4- 10	0- 0	0- 0		CONFERENCE		0- 0		0- 0		4- 10	
2- 5	0- 0	0- 0		HOME		0- 0		0- 0		2- 5	
2- 5	0- 0	0- 0		AWAY		0- 0		0- 0		2- 5	
0- 0	0- 0	0- 0		NEUTRAL		0- 0		0- 0		0- 0	
RPI S	Opponent	Score	RPI S	Opponent	Score	RPI S	Opponent	Score	RPI S	Opponent	Score
						94 N	Yale	0 3	122 A	Radford	0 3
						97 A	UConn	0 3	163 A	Sacred Heart	0 3
									163 H	Sacred Heart	1 3
									193 N	UMBC	2 3
									218 A	LIU Brooklyn	1 3
									218 H	LIU Brooklyn	1 3
									229 A	Bryant	0 3
									229 H	Bryant	0 3
									241 A	Central Conn. St.	0 3
									241 H	Central Conn. St.	61 79
									253 A	Robert Morris	1 3
									253 H	Robert Morris	1 3
									261 H	Quinnipiac	3 2
									262 A	Rider	1 3
									271 H	Fordham	3 2
									279 N	Siena	2 3
									299 N	Manhattan	1 3
									301 N	Loyola Maryland	1 3
									305 H	NJIT	0 3
									305 N	NJIT	2 3
									314 A	Iona	0 3
									320 N	Norfolk St.	3 0
									321 A	Saint Francis (PA)	3 0
									321 H	Saint Francis (PA)	3 2
									322 A	Lafayette	3 1
									327 A	Fairleigh Dickinson	3 1
									327 H	Fairleigh Dickinson	3 2
LAST 10 GAMES											
						321 H	Saint Francis (PA)	3 2	327 A	Fairleigh Dickinson	3 1
						253 H	Robert Morris	1 3	163 A	Sacred Heart	0 3
						229 A	Bryant	0 3	229 H	Bryant	0 3
						241 A	Central Conn. St.	0 3	241 H	Central Conn. St.	61 79
						218 A	LIU Brooklyn	1 3	321 A	Saint Francis (PA)	3 0

Non-Div. I Games:

St. Francis Brooklyn

RPI	S	Opponent	Score	
328	A	Delaware St.	3	1

St. Francis Brooklyn

S
t
.
F
r
a
n
c
i
s
B
r
o
o
k
l
y
n

S
t
.
F
r
a
n
c
i
s
B
r
o
o
k
l
y
n

Average RPI Win:		323	WON-LOST RECORD		WINNING PCT. RANK		LAST 10 GAMES		STRENGTH OF SCHEDULE		OPP. STRENGTH OF SCHEDULE		TEAM RPI		ADJ RPI		CONF. RPI		ADJ CONF. RPI	
Average RPI Loss:		233																		
DIV. I ONLY			10- 20		.33333	253	5- 5		308	329	308	.37667	309	32	32					
DIV. I NON-CONF.			1- 14		.06667	319	0- 2		256	305	322	.33631	323	32	32					
TOTALS		RPI 1-25		RPI 26-50		W-L RECORDS		RPI 51-100		RPI 101-150		RPI 150+								
10- 20	0- 0			0- 0	OVERALL		0- 1		0- 2		10- 17									
5- 3	0- 0			0- 0	HOME		0- 0		0- 0		5- 3									
4- 9	0- 0			0- 0	AWAY		0- 0		0- 1		4- 8									
1- 8	0- 0			0- 0	NEUTRAL		0- 1		0- 1		1- 6									
1- 14	0- 0			0- 0	NON-CONFERENCE		0- 1		0- 2		1- 11									
0- 1	0- 0			0- 0	HOME		0- 0		0- 0		0- 1									
0- 5	0- 0			0- 0	AWAY		0- 0		0- 1		0- 4									
1- 8	0- 0			0- 0	NEUTRAL		0- 1		0- 1		1- 6									
9- 6	0- 0			0- 0	CONFERENCE		0- 0		0- 0		9- 6									
5- 2	0- 0			0- 0	HOME		0- 0		0- 0		5- 2									
4- 4	0- 0			0- 0	AWAY		0- 0		0- 0		4- 4									
0- 0	0- 0			0- 0	NEUTRAL		0- 0		0- 0		0- 0									
RPI	S	Opponent	Score	RPI	S	Opponent	Score	RPI	S	Opponent	Score	RPI	S	Opponent	Score					
								81	N	Towson	0 3	108	N	Northern Ariz.	0 3					
												140	A	Austin Peay	0 3					
												197	A	Tennessee St.	0 3					
												197	H	Tennessee St.	0 3					
												197	N	Tennessee St.	0 3					
												211	N	UMES	0 3					
												217	A	Alabama St.	1 3					
												217	H	Alabama St.	0 3					
												244	A	Texas Southern	1 3					
												244	H	Texas Southern	1 3					
												255	N	Air Force	1 3					
												257	A	UNC Asheville	0 3					
												263	A	UT Martin	0 3					
												284	A	UL Lafayette	0 3					
												295	N	Stetson	0 3					
												304	A	Prairie View	1 3					
												304	H	Prairie View	3 1					
												306	A	Southern U.	2 3					
												313	N	N.C. A&T	3 2					
												317	N	Nicholls St.	0 3					
												319	A	Ark.-Pine Bluff	3 1					
												319	H	Ark.-Pine Bluff	3 0					
												323	N	N.C. Central	1 3					
												325	A	Jackson St.	3 1					
												325	H	Jackson St.	3 1					
												326	A	Grambling	3 2					
												326	H	Grambling	3 0					
LAST 10 GAMES																				
						217	H	Alabama St.	0 3	140	A	Austin Peay	0 3	323	N	N.C. Central	1 3			
						304	H	Prairie View	3 1	319	H	Ark.-Pine Bluff	3 0	325	A	Jackson St.	3 1			
						244	H	Texas Southern	1 3	326	H	Grambling	3 0	325	H	Jackson St.	3 1			
						334	A	Mississippi Val.	3 1	217	A	Alabama St.	1 3	326	A	Grambling	3 2			
						325	A	Jackson St.	3 1	197	H	Tennessee St.	0 3	326	H	Grambling	3 0			

Non-Div. I Games:

Alabama A&M

RPI	S	Opponent	Score	
334	A	Mississippi Val.	3	1
334	H	Mississippi Val.	3	0

Alabama A&M

A
l
a
b
a
m
a
A
&
M

A
l
a
b
a
m
a
A
&
M

Average RPI Win:	294	WON-LOST	WINNING	LAST 10	STRENGTH OF	OPP. STRENGTH	TEAM	ADJ	CONF.	ADJ CONF.				
Average RPI Loss:	194	RECORD	PCT. RANK	GAMES	SCHEDULE	OF SCHEDULE	RPI	RPI	RPI	RPI				
DIV. I ONLY		5- 26	.16129 316	1- 9	260	262	311	.37539 310	26	26				
DIV. I NON-CONF.		3- 12	.2 290	0- 0	278	259	308	.37194 307	26	26				
<hr/>														
TOTALS	RPI 1-25	RPI 26-50		W-L RECORDS	RPI 51-100		RPI 101-150		RPI 150+					
5- 26	0- 0	0- 0		OVERALL	0- 1		0- 8		5- 17					
0- 12	0- 0	0- 0		HOME	0- 0		0- 5		0- 7					
3- 10	0- 0	0- 0		AWAY	0- 1		0- 3		3- 6					
2- 4	0- 0	0- 0		NEUTRAL	0- 0		0- 0		2- 4					
<hr/>														
3- 12	0- 0	0- 0		NON-CONFERENCE	0- 1		0- 2		3- 9					
0- 4	0- 0	0- 0		HOME	0- 0		0- 2		0- 2					
1- 4	0- 0	0- 0		AWAY	0- 1		0- 0		1- 3					
2- 4	0- 0	0- 0		NEUTRAL	0- 0		0- 0		2- 4					
<hr/>														
2- 14	0- 0	0- 0		CONFERENCE	0- 0		0- 6		2- 8					
0- 8	0- 0	0- 0		HOME	0- 0		0- 3		0- 5					
2- 6	0- 0	0- 0		AWAY	0- 0		0- 3		2- 3					
0- 0	0- 0	0- 0		NEUTRAL	0- 0		0- 0		0- 0					
<hr/>														
RPI S	Opponent	Score	RPI S	Opponent	Score	RPI S	Opponent	Score	RPI S	Opponent	Score			
						79 A	Green Bay	0 3	111 A	SIUE	0 3			
						111 H	SIUE	0 3						
						116 H	Bowling Green	2 3						
						118 A	Murray St.	1 3						
						118 H	Murray St.	0 3						
						119 H	Butler	2 3						
						140 A	Austin Peay	0 3						
						140 H	Austin Peay	0 3						
						161 A	Mississippi St.	0 3						
						162 N	SFA	1 3						
						173 H	Belmont	1 3						
						187 A	Memphis	0 3						
						196 H	Drake	1 3						
						197 A	Tennessee St.	0 3						
						224 A	Indiana St.	1 3						
						233 N	FIU	0 3						
						249 H	Eastern Ky.	2 3						
						252 H	Louisiana Tech	2 3						
						252 N	Louisiana Tech	1 3						
						263 A	UT Martin	3 1						
						263 H	UT Martin	2 3						
						267 H	Morehead St.	2 3						
						273 N	Troy	3 0						
						291 A	Tennessee Tech	2 3						
						293 A	Jacksonville St.	3 2						
						294 A	Southeast Mo. St.	0 3						
294 H	Southeast Mo. St.	0 3												
			LAST 10 GAMES			111 H	SIUE	0 3						
						291 A	Tennessee Tech	2 3						
						293 A	Jacksonville St.	3 2						
						267 H	Morehead St.	2 3						
						249 H	Eastern Ky.	2 3						
140 A	Austin Peay	0 3	118 A	Murray St.	1 3	294 H	Southeast Mo. St.	0 3	263 H	UT Martin	2 3	197 A	Tennessee St.	0 3

Non-Div. I Games:

Eastern Ill.

E
a
s
t
e
r
n
I
l
l
.

Eastern Illinois.

Eastern Ill.

Average RPI Win:	320	WON-LOST RECORD	WINNING PCT. RANK	LAST 10 GAMES	STRENGTH OF SCHEDULE	OPP. STRENGTH OF SCHEDULE	TEAM RPI	ADJ RPI	CONF. RPI	ADJ CONF. RPI	
DIV. I ONLY	6- 17	.26087	282	4- 6	288	310	309	.37527	311	31	31
DIV. I NON-CONF.	1- 9	.1	309	0- 0	96	255	266	.42054	266	30	30
TOTALS	RPI 1-25	RPI 26-50	W-L RECORDS	RPI 51-100	RPI 101-150	RPI 150+					
6- 17	0- 0	0- 0	OVERALL	0- 2	0- 2	6- 13					
3- 3	0- 0	0- 0	HOME	0- 0	0- 0	3- 3					
2- 9	0- 0	0- 0	AWAY	0- 1	0- 0	2- 8					
1- 5	0- 0	0- 0	NEUTRAL	0- 1	0- 2	1- 2					
1- 9	0- 0	0- 0	NON-CONFERENCE	0- 2	0- 2	1- 5					
0- 0	0- 0	0- 0	HOME	0- 0	0- 0	0- 0					
0- 4	0- 0	0- 0	AWAY	0- 1	0- 0	0- 3					
1- 5	0- 0	0- 0	NEUTRAL	0- 1	0- 2	1- 2					
5- 8	0- 0	0- 0	CONFERENCE	0- 0	0- 0	5- 8					
3- 3	0- 0	0- 0	HOME	0- 0	0- 0	3- 3					
2- 5	0- 0	0- 0	AWAY	0- 0	0- 0	2- 5					
0- 0	0- 0	0- 0	NEUTRAL	0- 0	0- 0	0- 0					
RPI	S	Opponent	Score	RPI	S	Opponent	Score	RPI	S	Opponent	Score
						52 A Temple	0 3	108 N Northern Ariz.		0 3	
						100 N ETSU	0 3	122 N Radford		0 3	
								154 A UNCG		0 3	
								165 A Howard		0 3	
								165 H Howard		0 3	
								171 A Liberty		0 3	
								211 A UMES		0 3	
								211 H UMES		1 3	
								229 N Bryant		0 3	
								231 N USC Upstate		0 3	
								274 A George Mason		0 3	
								301 N Loyola Maryland		3 2	
								307 A Morgan St.		1 3	
								307 H Morgan St.		3 1	
								313 A N.C. A&T		0 3	
								320 A Norfolk St.		1 3	
								320 H Norfolk St.		2 3	
								328 A Delaware St.		3 0	
								328 H Delaware St.		3 0	
								329 A Coppin St.		3 2	
								329 H Coppin St.		3 0	
				LAST 10 GAMES							
				320 A Norfolk St.	1 3			211 A UMES		0 3	
				328 A Delaware St.	3 0			320 H Norfolk St.		2 3	
				165 A Howard	0 3			165 H Howard		0 3	
				329 H Coppin St.	3 0			211 H UMES		1 3	
				307 H Morgan St.	3 1			328 H Delaware St.		3 0	

Non-Div. I Games:

Hampton

Average RPI Win:		315	WON-LOST RECORD		WINNING PCT. RANK		LAST 10 GAMES		STRENGTH OF SCHEDULE		OPP. STRENGTH OF SCHEDULE		TEAM RPI		ADJ RPI		CONF. RPI		ADJ CONF. RPI				
DIV. I ONLY			3- 26		.10345 326		0- 10		244		198		313		.37394 312		20		19				
DIV. I NON-CONF.			2- 13		.13333 304		0- 1		252		221		309		.36839 308		14		14				
TOTALS		RPI 1-25		RPI 26-50				W-L RECORDS				RPI 51-100				RPI 101-150				RPI 150+			
3- 26		0- 1		0- 1				OVERALL				0- 3				0- 5				3- 16			
1- 8		0- 0		0- 0				HOME				0- 1				0- 2				1- 5			
0- 12		0- 1		0- 0				AWAY				0- 2				0- 2				0- 7			
2- 6		0- 0		0- 1				NEUTRAL				0- 0				0- 1				2- 4			
2- 13		0- 1		0- 1				NON-CONFERENCE				0- 1				0- 1				2- 9			
0- 2		0- 0		0- 0				HOME				0- 0				0- 0				0- 2			
0- 5		0- 1		0- 0				AWAY				0- 1				0- 0				0- 3			
2- 6		0- 0		0- 1				NEUTRAL				0- 0				0- 1				2- 4			
1- 13		0- 0		0- 0				CONFERENCE				0- 2				0- 4				1- 7			
1- 6		0- 0		0- 0				HOME				0- 1				0- 2				1- 3			
0- 7		0- 0		0- 0				AWAY				0- 1				0- 2				0- 4			
0- 0		0- 0		0- 0				NEUTRAL				0- 0				0- 0				0- 0			
RPI	S	Opponent		Score		RPI	S	Opponent		Score		RPI	S	Opponent		Score		RPI	S	Opponent		Score	
10	A	Kansas		0 3		43	N	Colorado St.		0 3		73	A	New Mexico St.		0 3		113	N	Maryland		0 3	
												73	H	New Mexico St.		2 3		125	A	Utah Valley		0 3	
												74	A	Colorado		0 3		125	H	Utah Valley		1 3	
																		150	A	UTRGV		0 3	
																		150	H	UTRGV		0 3	
																		156	A	CSU Bakersfield		0 3	
																		156	H	CSU Bakersfield		1 3	
																		172	A	UMKC		0 3	
																		172	H	UMKC		0 3	
																		173	N	Belmont		0 3	
																		174	A	Seattle U		0 3	
																		174	H	Seattle U		2 3	
																		181	N	Arkansas		1 3	
																		183	H	Valparaiso		0 3	
																		187	A	Memphis		0 3	
																		188	H	Ill.-Chicago		0 3	
																		217	A	Alabama St.		1 3	
																		219	N	Central Ark.		1 3	
																		273	N	Troy		1 3	
																		292	A	Grand Canyon		1 3	
																		292	H	Grand Canyon		3 2	
																		318	A	Western Ill.		1 3	
																		324	N	New Orleans		3 1	
																		330	N	Savannah St.		3 0	
LAST 10 GAMES																							
150 H UTRGV						0 3						174 H Seattle U						2 3					
73 H New Mexico St.						2 3						172 A UMKC						0 3					
292 A Grand Canyon						1 3						183 H Valparaiso						0 3					
156 A CSU Bakersfield						0 3						73 A New Mexico St.						0 3					
125 H Utah Valley						1 3						150 A UTRGV						0 3					

Average RPI Win:		321	WON-LOST RECORD		WINNING PCT. RANK		LAST 10 GAMES		STRENGTH OF SCHEDULE		OPP. STRENGTH OF SCHEDULE		TEAM RPI		ADJ RPI		CONF. RPI		ADJ CONF. RPI								
Average RPI Loss:		232																									
DIV. I ONLY			9- 14		.3913	225	5- 5		326	328	312	.37103	313	31	31												
DIV. I NON-CONF.			1- 9		.1	309	0- 0		141	317	292	.38993	293	30	30												
TOTALS		RPI 1-25		RPI 26-50		W-L RECORDS		RPI 51-100		RPI 101-150		RPI 150+															
9- 14	0- 0			0- 0		OVERALL		0- 0		0- 1		9- 13															
5- 5	0- 0			0- 0		HOME		0- 0		0- 1		5- 4															
3- 7	0- 0			0- 0		AWAY		0- 0		0- 0		3- 6															
1- 2	0- 0			0- 0		NEUTRAL		0- 0		0- 0		1- 2															
1- 9	0- 0			0- 0		NON-CONFERENCE		0- 0		0- 1		1- 8															
0- 3	0- 0			0- 0		HOME		0- 0		0- 1		0- 2															
0- 4	0- 0			0- 0		AWAY		0- 0		0- 0		0- 4															
1- 2	0- 0			0- 0		NEUTRAL		0- 0		0- 0		1- 2															
8- 5	0- 0			0- 0		CONFERENCE		0- 0		0- 0		8- 5															
5- 2	0- 0			0- 0		HOME		0- 0		0- 0		5- 2															
3- 3	0- 0			0- 0		AWAY		0- 0		0- 0		3- 3															
0- 0	0- 0			0- 0		NEUTRAL		0- 0		0- 0		0- 0															
RPI	S	Opponent		Score		RPI	S	Opponent		Score		RPI	S	Opponent		Score											
												122	H	Radford				2	3								
												154	A	UNCG				0	3								
												180	A	Campbell				0	3								
												184	H	East Carolina				0	3								
												189	H	Elon				0	3								
												216	A	Florida A&M				1	3								
												216	H	Florida A&M				0	3								
												217	A	Alabama St.				2	3								
												244	N	Texas Southern				0	3								
												282	A	Gardner-Webb				0	3								
												288	A	Bethune-Cookman				1	3								
												288	H	Bethune-Cookman				3	1								
												309	N	Alabama A&M				2	3								
												311	H	Hampton				3	0								
												320	A	Norfolk St.				2	3								
												320	H	Norfolk St.				3	0								
												323	A	N.C. Central				3	2								
												323	H	N.C. Central				2	3								
												325	N	Jackson St.				3	0								
												330	A	Savannah St.				3	0								
												330	H	Savannah St.				3	1								
												333	A	South Carolina St.				3	0								
												333	H	South Carolina St.				3	1								
												LAST 10 GAMES															
												323	H	N.C. Central				2	3	323	A	N.C. Central				3	2
												216	A	Florida A&M				1	3	320	A	Norfolk St.				2	3
												288	A	Bethune-Cookman				1	3	216	H	Florida A&M				0	3
333	H	South Carolina St.				3	1	288	H	Bethune-Cookman				3	1												
330	H	Savannah St.				3	1	320	H	Norfolk St.				3	0												

Non-Div. I Games:

N.C. A&T

Average RPI Win:	310	WON-LOST RECORD	WINNING PCT. RANK	LAST 10 GAMES	STRENGTH OF SCHEDULE	OPP. STRENGTH OF SCHEDULE	TEAM RPI	ADJ RPI	CONF. RPI	ADJ CONF. RPI	
Average RPI Loss:	230										
DIV. I ONLY	7- 24	.22581	298	3- 7	295	313	315	.36576	314	30	30
DIV. I NON-CONF.	2- 11	.15385	301	0- 0	264	289	313	.36369	313	31	31
<hr/>											
TOTALS	RPI 1-25	RPI 26-50		W-L RECORDS	RPI 51-100		RPI 101-150		RPI 150+		
7- 24	0- 0	0- 0		OVERALL	0- 1		0- 3		7- 20		
6- 6	0- 0	0- 0		HOME	0- 0		0- 1		6- 5		
1- 12	0- 0	0- 0		AWAY	0- 1		0- 1		1- 10		
0- 6	0- 0	0- 0		NEUTRAL	0- 0		0- 1		0- 5		
2- 11	0- 0	0- 0		NON-CONFERENCE	0- 1		0- 1		2- 9		
2- 1	0- 0	0- 0		HOME	0- 0		0- 0		2- 1		
0- 4	0- 0	0- 0		AWAY	0- 1		0- 0		0- 3		
0- 6	0- 0	0- 0		NEUTRAL	0- 0		0- 1		0- 5		
5- 13	0- 0	0- 0		CONFERENCE	0- 0		0- 2		5- 11		
4- 5	0- 0	0- 0		HOME	0- 0		0- 1		4- 4		
1- 8	0- 0	0- 0		AWAY	0- 0		0- 1		1- 7		
0- 0	0- 0	0- 0		NEUTRAL	0- 0		0- 0		0- 0		
RPI S	Opponent	Score	RPI S	Opponent	Score	RPI S	Opponent	Score	RPI S	Opponent	Score
						94 A	Yale	0 3	126 N	Albany (NY)	1 3
									132 A	Fairfield	0 3
									132 H	Fairfield	0 3
									167 H	St. John's (NY)	0 3
									186 N	Navy	0 3
									190 N	Rutgers	1 3
									220 A	Marist	0 3
									220 H	Marist	1 3
									241 A	Central Conn. St.	1 3
									242 N	Lehigh	2 3
									247 A	Stony Brook	1 3
									249 N	Eastern Ky.	0 3
									261 A	Quinnipiac	0 3
									261 H	Quinnipiac	1 3
									262 A	Rider	1 3
									262 H	Rider	2 3
									271 N	Fordham	1 3
									272 A	Niagara	0 3
									272 H	Niagara	2 3
									279 A	Siena	0 3
									279 H	Siena	3 0
									299 A	Manhattan	1 3
									299 H	Manhattan	3 2
									305 H	NJIT	3 0
									308 H	St. Francis Brooklyn	3 0
									315 A	Canisius	2 3
									315 H	Canisius	3 0
	</										

Non-Div. I Games:

Iona

RPI	S	Opponent	Score	
321	A	Saint Francis (PA)	0	3
331	A	Saint Peter's	3	1
331	H	Saint Peter's	3	0

Iona

I
o
n
a

I
o
n
a

Average RPI Win:	311	WON-LOST RECORD	WINNING PCT. RANK	LAST 10 GAMES	STRENGTH OF SCHEDULE	OPP. STRENGTH OF SCHEDULE	TEAM RPI	ADJ RPI	CONF. RPI	ADJ CONF. RPI		
Average RPI Loss:	230											
DIV. I ONLY		7- 20	.25926	283	2- 8	313	311	318	.36467	315	30	30
DIV. I NON-CONF.		2- 7	.22222	285	0- 0	311	263	316	.35803	316	31	31
<hr/>												
TOTALS	RPI 1-25	RPI 26-50		W-L RECORDS		RPI 51-100		RPI 101-150		RPI 150+		
7- 20	0- 0	0- 0		OVERALL		0- 1		0- 3		7- 16		
4- 5	0- 0	0- 0		HOME		0- 0		0- 1		4- 4		
2- 10	0- 0	0- 0		AWAY		0- 0		0- 2		2- 8		
1- 5	0- 0	0- 0		NEUTRAL		0- 1		0- 0		1- 4		
<hr/>												
2- 7	0- 0	0- 0		NON-CONFERENCE		0- 1		0- 1		2- 5		
0- 0	0- 0	0- 0		HOME		0- 0		0- 0		0- 0		
1- 2	0- 0	0- 0		AWAY		0- 0		0- 1		1- 1		
1- 5	0- 0	0- 0		NEUTRAL		0- 1		0- 0		1- 4		
<hr/>												
5- 13	0- 0	0- 0		CONFERENCE		0- 0		0- 2		5- 11		
4- 5	0- 0	0- 0		HOME		0- 0		0- 1		4- 4		
1- 8	0- 0	0- 0		AWAY		0- 0		0- 1		1- 7		
0- 0	0- 0	0- 0		NEUTRAL		0- 0		0- 0		0- 0		
<hr/>												
RPI S	Opponent	Score	RPI S	Opponent	Score	RPI S	Opponent	Score	RPI S	Opponent	Score	
						81 N	Towson	0 3	132 A	Fairfield	0 3	
						132 H	Fairfield	0 3				
						146 A	Seton Hall	0 3				
						184 N	East Carolina	0 3				
						213 N	Youngstown St.	1 3				
						220 A	Marist	2 3				
						220 H	Marist	1 3				
						232 N	George Washington	0 3				
						249 N	Eastern Ky.	0 3				
						261 A	Quinnipiac	0 3				
						261 H	Quinnipiac	3 2				
						262 A	Rider	1 3				
						262 H	Rider	0 3				
						272 A	Niagara	0 3				
						272 H	Niagara	0 3				
						279 A	Siena	0 3				
						279 H	Siena	1 3				
						289 A	Akron	0 3				
						299 A	Manhattan	1 3				
						299 H	Manhattan	3 2				
						314 A	Iona	0 3				
						314 H	Iona	3 2				
						316 A	Bucknell	3 2				
						327 N	Fairleigh Dickinson	3 0				
						331 A	Saint Peter's	3 1				
331 H	Saint Peter's	3 1										
LAST 10 GAMES												
299 A Manhattan			1 3	220 H Marist			1 3	316 A Bucknell			3 2	
314 A Iona			0 3	279 H Siena			1 3	327 N Fairleigh Dickinson			3 0	
261 H Quinnipiac			3 2	331 A Saint Peter's			3 1	331 A Saint Peter's			3 1	
132 H Fairfield			0 3	262 A Rider			1 3	331 H Saint Peter's			3 1	
272 A Niagara			0 3	272 H Niagara			0 3					

Non-Div. I Games:

Canisius

Average RPI Win: 304		WON-LOST	WINNING	LAST 10	STRENGTH OF		OPP. STRENGTH	TEAM	ADJ		CONF.	ADJ CONF.
Average RPI Loss: 208		RECORD	PCT. RANK	GAMES	SCHEDULE		OF SCHEDULE	RPI	RPI		RPI	RPI
DIV. I ONLY		5- 23	.17857 311	1- 9	276		291	316	.36361 316		27	27
DIV. I NON-CONF.		2- 10	.16667 297	0- 0	304		311	323	.33783 322		28	28
TOTALS		RPI 1-25	RPI 26-50	W-L RECORDS	RPI 51-100		RPI 101-150	RPI 150+				
5- 23	0- 0		0- 0	OVERALL	0- 0		0- 5	5- 18				
3- 11	0- 0		0- 0	HOME	0- 0		0- 3	3- 8				
1- 10	0- 0		0- 0	AWAY	0- 0		0- 2	1- 8				
1- 2	0- 0		0- 0	NEUTRAL	0- 0		0- 0	1- 2				
2- 10	0- 0		0- 0	NON-CONFERENCE	0- 0		0- 1	2- 9				
1- 5	0- 0		0- 0	HOME	0- 0		0- 1	1- 4				
0- 3	0- 0		0- 0	AWAY	0- 0		0- 0	0- 3				
1- 2	0- 0		0- 0	NEUTRAL	0- 0		0- 0	1- 2				
3- 13	0- 0		0- 0	CONFERENCE	0- 0		0- 4	3- 9				
2- 6	0- 0		0- 0	HOME	0- 0		0- 2	2- 4				
1- 7	0- 0		0- 0	AWAY	0- 0		0- 2	1- 5				
0- 0	0- 0		0- 0	NEUTRAL	0- 0		0- 0	0- 0				
RPI S	Opponent	Score	RPI S	Opponent	Score	RPI S	Opponent	Score	RPI S	Opponent	Score	
									104 A	American	0	3
									104 H	American	0	3
									123 H	Oakland	0	3
									137 A	Army West Point	0	3
									137 H	Army West Point	0	3
									165 N	Howard	0	3
									175 A	Duquesne	0	3
									177 A	Colgate	1	3
									177 H	Colgate	2	3
									184 H	East Carolina	1	3
									186 A	Navy	0	3
									186 H	Navy	1	3
									201 H	Cornell	0	3
									215 A	Penn	1	3
									242 A	Lehigh	1	3
									242 H	Lehigh	3	1
									253 A	Robert Morris	2	3
									256 A	Holy Cross	0	3
									256 H	Holy Cross	0	3
									274 N	George Mason	2	3
									301 A	Loyola Maryland	3	1
									301 H	Loyola Maryland	1	3
									303 H	Buffalo	2	3
									315 H	Canisius	2	3
									322 A	Lafayette	1	3
									322 H	Lafayette	3	0
									327 H	Fairleigh Dickinson	3	0
LAST 10 GAMES												
			137 A	Army West Point	0	3	242 H	Lehigh	3	1		
			256 A	Holy Cross	0	3	104 H	American	0	3		
			301 H	Loyola Maryland	1	3	186 H	Navy	1	3		
			177 A	Colgate	1	3	256 H	Holy Cross	0	3		
			322 A	Lafayette	1	3	177 H	Colgate	2	3		

Non-Div. I Games:

Bucknell

RPI	S	Opponent	Score	
329	N	Coppin St.	3	1

Bucknell

B
u
c
k
n
e
l
l

B
u
c
k
n
e
l
l

Average RPI Win:	311	WON-LOST	WINNING	LAST 10	STRENGTH OF	OPP. STRENGTH	TEAM	ADJ	CONF.	ADJ CONF.	
Average RPI Loss:	220 <th>RECORD</th> <th>PCT. RANK</th> <th>GAMES</th> <th>SCHEDULE</th> <th>OF SCHEDULE</th> <th>RPI</th> <th>RPI</th> <th>RPI</th> <th>RPI</th>	RECORD	PCT. RANK	GAMES	SCHEDULE	OF SCHEDULE	RPI	RPI	RPI	RPI	
DIV. I ONLY	8- 24	.25	286	3- 7	315	292	320	.36353	317	28	28
DIV. I NON-CONF.	5- 11	.3125	252	0- 0	288	310	291	.39004	292	25	25
<hr/>											
TOTALS	RPI 1-25	RPI 26-50		W-L RECORDS		RPI 51-100		RPI 101-150		RPI 150+	
8- 24	0- 0	0- 0		OVERALL		0- 1		0- 2		8- 21	
3- 6	0- 0	0- 0		HOME		0- 0		0- 0		3- 6	
4- 10	0- 0	0- 0		AWAY		0- 1		0- 1		4- 8	
1- 8	0- 0	0- 0		NEUTRAL		0- 0		0- 1		1- 7	
<hr/>											
5- 11	0- 0	0- 0		NON-CONFERENCE		0- 0		0- 2		5- 9	
1- 0	0- 0	0- 0		HOME		0- 0		0- 0		1- 0	
3- 3	0- 0	0- 0		AWAY		0- 0		0- 1		3- 2	
1- 8	0- 0	0- 0		NEUTRAL		0- 0		0- 1		1- 7	
<hr/>											
3- 13	0- 0	0- 0		CONFERENCE		0- 1		0- 0		3- 12	
2- 6	0- 0	0- 0		HOME		0- 0		0- 0		2- 6	
1- 7	0- 0	0- 0		AWAY		0- 1		0- 0		1- 6	
0- 0	0- 0	0- 0		NEUTRAL		0- 0		0- 0		0- 0	
<hr/>											
RPI S	Opponent	Score	RPI S	Opponent	Score	RPI S	Opponent	Score	RPI S	Opponent	Score
						70 A	A&M-Corpus Christi	0 3	109 N	Kennesaw St.	0 3
						148 A	North Florida	0 3			
						153 A	Sam Houston St.	0 3			
						159 A	Samford	2 3			
						162 A	SFA	1 3			
						191 N	South Ala.	0 3			
						195 N	Mercer	0 3			
						206 H	Houston Baptist	2 3			
						219 H	Central Ark.	1 3			
						224 N	Indiana St.	0 3			
						233 N	FIU	1 3			
						245 A	Incarnate Word	1 3			
						246 A	Abilene Christian	0 3			
						246 H	Abilene Christian	0 3			
						251 H	Northwestern St.	1 3			
						254 N	Evansville	1 3			
						255 N	Air Force	1 3			
						269 H	Lamar University	0 3			
						283 N	La.-Monroe	1 3			
						284 A	UL Lafayette	3 1			
						286 A	McNeese	1 3			
						LAST 10 GAMES			286 H	McNeese	2 3
						246 A	Abilene Christian	0 3	302 H	Southeastern La.	3 2
						286 H	McNeese	2 3	206 H	Houston Baptist	2 3
						70 A	A&M-Corpus Christi	0 3	269 H	Lamar University	0 3
						245 A	Incarnate Word	1 3	324 A	New Orleans	3 2
						324 H	New Orleans	3 1	286 A	McNeese	1 3
									286 H	McNeese	2 3
			293 A	Jacksonville St.	0 3						
			302 A	Southeastern La.	1 3						
			302 H	Southeastern La.	3 2						
			306 A	Southern U.	3 0						
			306 H	Southern U.	3 0						

Non-Div. I Games:

Nicholls St.

RPI	S	Opponent	Score	
309	N	Alabama A&M	3	0
324	A	New Orleans	3	2
324	H	New Orleans	3	1
334	A	Mississippi Val.	3	0

Nicholls St.

N
i
c
h
o
l
l
s
s
t
.

N
i
c
h
o
l
l
s
s
t
.

Average RPI Win: 268		WON-LOST	WINNING	LAST 10	STRENGTH OF		OPP. STRENGTH	TEAM	ADJ	CONF.	ADJ CONF.
Average RPI Loss: 185		RECORD	PCT. RANK	GAMES	SCHEDULE		OF SCHEDULE	RPI	RPI	RPI	RPI
DIV. I ONLY		4- 28	.125	325	0- 10		270	231	317	.36317	318
DIV. I NON-CONF.		3- 13	.1875	296	0- 0		243	209	294	.38467	297
TOTALS		RPI 1-25	RPI 26-50		W-L RECORDS		RPI 51-100		RPI 101-150		RPI 150+
4- 28	0- 0	0- 1		OVERALL		0- 5		0- 5		4- 17	
3- 12	0- 0	0- 0		HOME		0- 2		0- 1		3- 9	
1- 10	0- 0	0- 1		AWAY		0- 2		0- 2		1- 5	
0- 6	0- 0	0- 0		NEUTRAL		0- 1		0- 2		0- 3	
3- 13	0- 0	0- 1		NON-CONFERENCE		0- 3		0- 3		3- 6	
3- 4	0- 0	0- 0		HOME		0- 1		0- 0		3- 3	
0- 3	0- 0	0- 1		AWAY		0- 1		0- 1		0- 0	
0- 6	0- 0	0- 0		NEUTRAL		0- 1		0- 2		0- 3	
1- 15	0- 0	0- 0		CONFERENCE		0- 2		0- 2		1- 11	
0- 8	0- 0	0- 0		HOME		0- 1		0- 1		0- 6	
1- 7	0- 0	0- 0		AWAY		0- 1		0- 1		1- 5	
0- 0	0- 0	0- 0		NEUTRAL		0- 0		0- 0		0- 0	
RPI S	Opponent	Score	RPI S	Opponent	Score	RPI S	Opponent	Score	RPI S	Opponent	Score
			47 A	Missouri St.	0 3	60 A	Iowa	1 3	119 N	Butler	0 3
						79 N	Green Bay	0 3	123 N	Oakland	2 3
						82 H	Saint Louis	1 3	124 A	Denver	0 3
						91 A	South Dakota	0 3	124 H	Denver	0 3
						91 H	South Dakota	0 3	138 A	Milwaukee	0 3
									183 H	Valparaiso	0 3
									185 A	IUPUI	0 3
									185 H	IUPUI	0 3
									196 H	Drake	3 2
									204 A	North Dakota St.	0 3
									204 H	North Dakota St.	1 3
									214 H	Weber St.	1 3
									226 A	Oral Roberts	0 3
									226 H	Oral Roberts	0 3
									228 A	Fort Wayne	0 3
									228 H	Fort Wayne	0 3
									260 N	Bradley	0 3
									268 A	Omaha	3 1
									268 H	Omaha	2 3
									286 N	McNeese	2 3
									289 N	Akron	2 3
									294 H	Southeast Mo. St.	3 0
									296 A	South Dakota St.	2 3
									296 H	South Dakota St.	2 3
									310 H	Eastern Ill.	1 3
									312 H	Chicago St.	3 1
LAST 10 GAMES			268 H	Omaha	2 3	204 A	North Dakota St.	0 3	296 A	South Dakota St.	2 3
			185 H	IUPUI	0 3	124 H	Denver	0 3	296 H	South Dakota St.	2 3
			296 A	South Dakota St.	2 3	228 A	Fort Wayne	0 3	310 H	Eastern Ill.	1 3
			226 H	Oral Roberts	0 3	296 H	South Dakota St.	2 3	312 H	Chicago St.	3 1
			91 A	South Dakota	0 3	124 A	Denver	0 3			

Non-Div. I Games:

Western Ill.

Average RPI Win: 327 Average RPI Loss: 231		WON-LOST RECORD	WINNING PCT. RANK	LAST 10 GAMES	STRENGTH OF SCHEDULE	OPP. STRENGTH OF SCHEDULE	TEAM RPI	ADJ RPI	CONF. RPI	ADJ CONF. RPI	
DIV. I ONLY		8- 15	.34783 248	6- 4	325	327	319	.36191 319	32	32	
DIV. I NON-CONF.		0- 7	0 322	0- 0	212	168	317	.35755 317	32	32	
TOTALS		RPI 1-25	RPI 26-50		W-L RECORDS		RPI 51-100		RPI 101-150		RPI 150+
8- 15	0- 0		0- 0		OVERALL		0- 1		0- 1	8- 13	
5- 3	0- 0		0- 0		HOME		0- 0		0- 0	5- 3	
3- 7	0- 0		0- 0		AWAY		0- 0		0- 0	3- 7	
0- 5	0- 0		0- 0		NEUTRAL		0- 1		0- 1	0- 3	
0- 7	0- 0		0- 0		NON-CONFERENCE		0- 1		0- 1	0- 5	
0- 0	0- 0		0- 0		HOME		0- 0		0- 0	0- 0	
0- 3	0- 0		0- 0		AWAY		0- 0		0- 0	0- 3	
0- 4	0- 0		0- 0		NEUTRAL		0- 1		0- 1	0- 2	
8- 8	0- 0		0- 0		CONFERENCE		0- 0		0- 0	8- 8	
5- 3	0- 0		0- 0		HOME		0- 0		0- 0	5- 3	
3- 4	0- 0		0- 0		AWAY		0- 0		0- 0	3- 4	
0- 1	0- 0		0- 0		NEUTRAL		0- 0		0- 0	0- 1	
RPI S	Opponent	Score	RPI S	Opponent	Score	RPI S	Opponent	Score	RPI S	Opponent	Score
						87 N	Oklahoma	0 3	106 N	Sacramento St.	0 3
									153 N	Sam Houston St.	0 3
									168 A	UT Arlington	0 3
									202 A	Little Rock	0 3
									217 A	Alabama St.	0 3
									217 N	Alabama St.	0 3
									244 H	Texas Southern	1 3
									252 A	Louisiana Tech	0 3
									263 N	UT Martin	0 3
									304 H	Prairie View	0 3
									306 A	Southern U.	1 3
									306 H	Southern U.	3 2
									309 A	Alabama A&M	0 3
									309 H	Alabama A&M	1 3
									325 A	Jackson St.	0 3
									325 H	Jackson St.	3 0
									326 A	Grambling	3 1
									326 H	Grambling	3 0
									332 A	Alcorn	3 1
									332 H	Alcorn	3 1
									334 A	Mississippi Val.	3 1
									334 H	Mississippi Val.	3 0
LAST 10 GAMES											
						325 H	Jackson St.	3 0	309 A	Alabama A&M	0 3
						334 H	Mississippi Val.	3 0	217 A	Alabama St.	0 3
						326 H	Grambling	3 0	334 A	Mississippi Val.	3 1
						306 A	Southern U.	1 3	325 A	Jackson St.	0 3
						332 A	Alcorn	3 1	326 A	Grambling	3 1

Non-Div. I Games:

Ark.-Pine Bluff

Average RPI Win: 322		WON-LOST	WINNING	LAST 10	STRENGTH OF		OPP. STRENGTH	TEAM	ADJ	CONF.	ADJ CONF.
Average RPI Loss: 225		RECORD	PCT. RANK	GAMES	SCHEDULE		OF SCHEDULE	RPI	RPI	RPI	RPI
DIV. I ONLY		7- 19	.26923	277	4- 6		309	321	314	.35944	320
DIV. I NON-CONF.		0- 10	0	322	0- 1		114	309	306	.37516	305
TOTALS		RPI 1-25	RPI 26-50		W-L RECORDS		RPI 51-100		RPI 101-150		RPI 150+
7- 19	0- 0	0- 0		OVERALL		0- 0		0- 2		7- 17	
3- 4	0- 0	0- 0		HOME		0- 0		0- 0		3- 4	
3- 8	0- 0	0- 0		AWAY		0- 0		0- 1		3- 7	
1- 7	0- 0	0- 0		NEUTRAL		0- 0		0- 1		1- 6	
0- 10	0- 0	0- 0		NON-CONFERENCE		0- 0		0- 2		0- 8	
0- 0	0- 0	0- 0		HOME		0- 0		0- 0		0- 0	
0- 3	0- 0	0- 0		AWAY		0- 0		0- 1		0- 2	
0- 7	0- 0	0- 0		NEUTRAL		0- 0		0- 1		0- 6	
7- 9	0- 0	0- 0		CONFERENCE		0- 0		0- 0		7- 9	
3- 4	0- 0	0- 0		HOME		0- 0		0- 0		3- 4	
3- 5	0- 0	0- 0		AWAY		0- 0		0- 0		3- 5	
1- 0	0- 0	0- 0		NEUTRAL		0- 0		0- 0		1- 0	
RPI S	Opponent	Score	RPI S	Opponent	Score	RPI S	Opponent	Score	RPI S	Opponent	Score
									104 N	American	0 3
									122 A	Radford	0 3
									160 A	VCU	0 3
									165 A	Howard	0 3
									165 H	Howard	0 3
									186 N	Navy	0 3
									189 A	Elon	0 3
									193 N	UMBC	0 3
									209 N	Wofford	0 3
									211 A	UMES	0 3
									211 A	UMES	1 3
									211 H	UMES	1 3
									282 N	Gardner-Webb	0 3
									298 N	Appalachian St.	0 3
									307 A	Morgan St.	0 3
									307 H	Morgan St.	2 3
									308 N	St. Francis Brooklyn	0 3
									311 A	Hampton	3 2
									311 H	Hampton	3 1
									313 A	N.C. A&T	0 3
									313 H	N.C. A&T	3 2
									328 A	Delaware St.	3 0
									328 H	Delaware St.	3 1
									329 A	Coppin St.	3 2
									329 H	Coppin St.	2 3
									333 N	South Carolina St.	3 0
			LAST 10 GAMES								
			165 H	Howard	0 3	307 H	Morgan St.	2 3	328 H	Delaware St.	3 1
			311 H	Hampton	3 1	329 H	Coppin St.	2 3	329 A	Coppin St.	3 2
			211 A	UMES	1 3	328 A	Delaware St.	3 0	329 H	Coppin St.	2 3
			165 A	Howard	0 3	311 A	Hampton	3 2	333 N	South Carolina St.	3 0
			160 A	VCU	0 3	313 H	N.C. A&T	3 2			

Non-Div. I Games:

Norfolk St.

Average RPI Win:	316	WON-LOST RECORD	WINNING PCT. RANK	LAST 10 GAMES	STRENGTH OF SCHEDULE	OPP. STRENGTH OF SCHEDULE	TEAM RPI	ADJ RPI	CONF. RPI	ADJ CONF. RPI	
Average RPI Loss:	230										
DIV. I ONLY		5- 22	.18519 309	1- 9	291	315	321	.35623 321	29	29	
DIV. I NON-CONF.		4- 9	.30769 257	0- 0	271	319	289	.39227 290	29	29	
<hr/>											
TOTALS	RPI 1-25	RPI 26-50		W-L RECORDS		RPI 51-100		RPI 101-150		RPI 150+	
5- 22	0- 0	0- 0		OVERALL		0- 1		0- 1		5- 20	
2- 8	0- 0	0- 0		HOME		0- 0		0- 0		2- 8	
0- 10	0- 0	0- 0		AWAY		0- 0		0- 1		0- 9	
3- 4	0- 0	0- 0		NEUTRAL		0- 1		0- 0		3- 3	
<hr/>											
4- 9	0- 0	0- 0		NON-CONFERENCE		0- 1		0- 1		4- 7	
1- 2	0- 0	0- 0		HOME		0- 0		0- 0		1- 2	
0- 3	0- 0	0- 0		AWAY		0- 0		0- 1		0- 2	
3- 4	0- 0	0- 0		NEUTRAL		0- 1		0- 0		3- 3	
<hr/>											
1- 13	0- 0	0- 0		CONFERENCE		0- 0		0- 0		1- 13	
1- 6	0- 0	0- 0		HOME		0- 0		0- 0		1- 6	
0- 7	0- 0	0- 0		AWAY		0- 0		0- 0		0- 7	
0- 0	0- 0	0- 0		NEUTRAL		0- 0		0- 0		0- 0	
<hr/>											
RPI S	Opponent	Score	RPI S	Opponent	Score	RPI S	Opponent	Score	RPI S	Opponent	Score
						96 N	Marshall	0 3	143 A	Toledo	1 3
									163 A	Sacred Heart	0 3
									163 H	Sacred Heart	0 3
									175 A	Duquesne	0 3
									186 H	Navy	0 3
									218 A	LIU Brooklyn	1 3
									218 H	LIU Brooklyn	2 3
									228 N	Fort Wayne	1 3
									229 A	Bryant	1 3
									229 H	Bryant	1 3
									241 A	Central Conn. St.	0 3
									241 H	Central Conn. St.	2 3
									249 H	Eastern Ky.	0 3
									253 A	Robert Morris	0 3
									253 H	Robert Morris	2 3
									261 N	Quinnipiac	1 3
									264 A	La Salle	1 3
									303 N	Buffalo	3 2
									305 N	NJIT	0 3
									307 N	Morgan St.	3 0
									308 A	St. Francis Brooklyn	2 3
									308 H	St. Francis Brooklyn	0 3
									314 H	Iona	3 0
									327 A	Fairleigh Dickinson	2 3
									327 H	Fairleigh Dickinson	3 2
									329 N	Coppin St.	3 0
LAST 10 GAMES											
			308 A	St. Francis Brooklyn	2 3		241 A	Central Conn. St.	0 3		
			218 A	LIU Brooklyn	1 3		229 A	Bryant	1 3		
			253 H	Robert Morris	2 3		253 A	Robert Morris	0 3		
			327 H	Fairleigh Dickinson	3 2		308 H	St. Francis Brooklyn	0 3		
			163 H	Sacred Heart	0 3		218 H	LIU Brooklyn	2 3		

Non-Div. I Games:

Saint Francis (PA)

Average RPI Win:	319	WON-LOST	WINNING	LAST 10	STRENGTH OF	OPP. STRENGTH	TEAM	ADJ	CONF.	ADJ CONF.		
Average RPI Loss:	222	RECORD	PCT. RANK	GAMES	SCHEDULE	OF SCHEDULE	RPI	RPI	RPI	RPI		
DIV. I ONLY	4- 22	.15385	318	1- 9	306	300	322	.34287	322	27	27	
DIV. I NON-CONF.	2- 8	.2	290	0- 0	328	325	329	.30672	329	28	28	
<hr/>												
TOTALS	RPI 1-25	RPI 26-50		W-L RECORDS		RPI 51-100		RPI 101-150		RPI 150+		
4- 22	0- 0	0- 0		OVERALL		0- 0		0- 4		4- 18		
3- 12	0- 0	0- 0		HOME		0- 0		0- 2		3- 10		
1- 8	0- 0	0- 0		AWAY		0- 0		0- 2		1- 6		
0- 2	0- 0	0- 0		NEUTRAL		0- 0		0- 0		0- 2		
<hr/>												
2- 8	0- 0	0- 0		NON-CONFERENCE		0- 0		0- 0		2- 8		
2- 5	0- 0	0- 0		HOME		0- 0		0- 0		2- 5		
0- 1	0- 0	0- 0		AWAY		0- 0		0- 0		0- 1		
0- 2	0- 0	0- 0		NEUTRAL		0- 0		0- 0		0- 2		
<hr/>												
2- 14	0- 0	0- 0		CONFERENCE		0- 0		0- 4		2- 10		
1- 7	0- 0	0- 0		HOME		0- 0		0- 2		1- 5		
1- 7	0- 0	0- 0		AWAY		0- 0		0- 2		1- 5		
0- 0	0- 0	0- 0		NEUTRAL		0- 0		0- 0		0- 0		
<hr/>												
RPI	S	Opponent	Score	RPI	S	Opponent	Score	RPI	S	Opponent	Score	
								104	A	American	0	3
								104	H	American	0	3
								137	A	Army West Point	0	3
								137	H	Army West Point	0	3
								165	N	Howard	1	3
								177	A	Colgate	0	3
								177	H	Colgate	0	3
								186	A	Navy	0	3
								186	H	Navy	1	3
								215	A	Penn	1	3
								238	H	Providence	0	3
								242	A	Lehigh	0	3
								242	H	Lehigh	2	3
								256	A	Holy Cross	1	3
								256	H	Holy Cross	1	3
								264	H	La Salle	0	3
								274	N	George Mason	1	3
								299	H	Manhattan	1	3
								301	A	Loyola Maryland	3	2
								301	H	Loyola Maryland	2	3
								305	H	NJIT	1	3
								308	H	St. Francis Brooklyn	1	3
								316	A	Bucknell	0	3
								316	H	Bucknell	3	1
								327	H	Fairleigh Dickinson	3	1
								331	H	Saint Peter's	3	0
								LAST 10 GAMES				
186 H Navy				1	3	104 H American				0	3	
177 H Colgate				0	3	242 H Lehigh				2	3	
256 A Holy Cross				1	3	177 A Colgate				0	3	
137 A Army West Point				0	3	186 A Navy				0	3	
316 H Bucknell				3	1							

Non-Div. I Games:

Lafayette

Average RPI Win: 325		WON-LOST RECORD		WINNING PCT. RANK		LAST 10 GAMES		STRENGTH OF SCHEDULE		OPP. STRENGTH OF SCHEDULE		TEAM RPI		ADJ RPI		CONF. RPI		ADJ CONF. RPI	
Average RPI Loss: 241																			
DIV. I ONLY		6- 16		.27273 276		3- 7		333		317		325		.33336 323		31		31	
DIV. I NON-CONF.		1- 11		.08333 314		0- 3		291		287		325		.33309 325		30		30	
TOTALS		RPI 1-25		RPI 26-50		W-L RECORDS		RPI 51-100		RPI 101-150		RPI 150+							
6- 16		0- 0		0- 0		OVERALL		0- 1		0- 0		6- 15							
2- 6		0- 0		0- 0		HOME		0- 0		0- 0		2- 6							
3- 7		0- 0		0- 0		AWAY		0- 1		0- 0		3- 6							
1- 3		0- 0		0- 0		NEUTRAL		0- 0		0- 0		1- 3							
1- 11		0- 0		0- 0		NON-CONFERENCE		0- 1		0- 0		1- 10							
0- 3		0- 0		0- 0		HOME		0- 0		0- 0		0- 3							
0- 5		0- 0		0- 0		AWAY		0- 1		0- 0		0- 4							
1- 3		0- 0		0- 0		NEUTRAL		0- 0		0- 0		1- 3							
5- 5		0- 0		0- 0		CONFERENCE		0- 0		0- 0		5- 5							
2- 3		0- 0		0- 0		HOME		0- 0		0- 0		2- 3							
3- 2		0- 0		0- 0		AWAY		0- 0		0- 0		3- 2							
0- 0		0- 0		0- 0		NEUTRAL		0- 0		0- 0		0- 0							
RPI	S	Opponent	Score	RPI	S	Opponent	Score	RPI	S	Opponent	Score	RPI	S	Opponent	Score				
								58	A	James Madison	0 3	189	A	Elon	0 3				
												189	H	Elon	0 3				
												216	A	Florida A&M	0 3				
												216	H	Florida A&M	0 3				
												237	A	Winthrop	0 3				
												237	H	Winthrop	0 3				
												250	N	Georgia St.	0 3				
												256	N	Holy Cross	0 3				
												257	A	UNC Asheville	0 3				
												282	A	Gardner-Webb	0 3				
												282	H	Gardner-Webb	0 3				
												288	A	Bethune-Cookman	0 3				
												288	H	Bethune-Cookman	0 3				
												295	N	Stetson	0 3				
												309	N	Alabama A&M	3 1				
												313	A	N.C. A&T	3 2				
												313	H	N.C. A&T	2 3				
												330	A	Savannah St.	3 0				
												330	H	Savannah St.	3 1				
												333	A	South Carolina St.	3 1				
												333	H	South Carolina St.	3 0				
LAST 10 GAMES																			
								313	H	South Carolina St.	3 0								
								288	A	Bethune-Cookman	0 3								
								216	A	Florida A&M	0 3								
								189	A	Elon	0 3								
								330	H	Savannah St.	3 1								

Non-Div. I Games:

N.C. Central

Average RPI Win:		308	WON-LOST	WINNING	LAST 10	STRENGTH OF		OPP. STRENGTH	TEAM	ADJ	CONF.	ADJ CONF.
Average RPI Loss:		216	RECORD	PCT. RANK	GAMES	SCHEDULE		OF SCHEDULE	RPI	RPI	RPI	RPI
DIV. I ONLY			5- 25	.16667	315	1- 9		314	286	323	.33325	324
DIV. I NON-CONF.			4- 10	.28571	269	1- 0		285	295	296	.38116	301
TOTALS		RPI 1-25	RPI 26-50		W-L RECORDS		RPI 51-100		RPI 101-150		RPI 150+	
5- 25	0- 0		0- 1		OVERALL		0- 3		0- 1		5- 20	
0- 8	0- 0		0- 0		HOME		0- 1		0- 0		0- 7	
2- 12	0- 0		0- 1		AWAY		0- 2		0- 0		2- 9	
3- 5	0- 0		0- 0		NEUTRAL		0- 0		0- 1		3- 4	
4- 10	0- 0		0- 1		NON-CONFERENCE		0- 2		0- 1		4- 6	
0- 0	0- 0		0- 0		HOME		0- 0		0- 0		0- 0	
1- 5	0- 0		0- 1		AWAY		0- 2		0- 0		1- 2	
3- 5	0- 0		0- 0		NEUTRAL		0- 0		0- 1		3- 4	
1- 15	0- 0		0- 0		CONFERENCE		0- 1		0- 0		1- 14	
0- 8	0- 0		0- 0		HOME		0- 1		0- 0		0- 7	
1- 7	0- 0		0- 0		AWAY		0- 0		0- 0		1- 7	
0- 0	0- 0		0- 0		NEUTRAL		0- 0		0- 0		0- 0	
RPI S	Opponent	Score	RPI S	Opponent	Score	RPI S	Opponent	Score	RPI S	Opponent	Score	
			43 A	Colorado St.	0 3	64 A	FGCU	0 3	105 N	Delaware	1 3	
						70 H	A&M-Corpus Christi	1 3	153 A	Sam Houston St.	0 3	
						74 A	Colorado	0 3	160 N	VCU	1 3	
									162 A	SFA	1 3	
									188 N	Ill.-Chicago	0 3	
									206 H	Houston Baptist	0 3	
									219 A	Central Ark.	0 3	
									245 H	Incarnate Word	0 3	
									246 A	Abilene Christian	1 3	
									251 A	Northwestern St.	0 3	
									251 H	Northwestern St.	1 3	
									252 N	Louisiana Tech	3 1	
									269 H	Lamar University	1 3	
									277 N	UAB	0 3	
									286 A	McNeese	0 3	
									286 H	McNeese	1 3	
									293 A	Jacksonville St.	2 3	
									294 A	Southeast Mo. St.	1 3	
									302 A	Southeastern La.	3 2	
									302 H	Southeastern La.	2 3	
									312 N	Chicago St.	1 3	
									317 A	Nicholls St.	1 3	
									317 H	Nicholls St.	2 3	
									325 A	Jackson St.	3 0	
									325 N	Jackson St.	3 0	
									334 N	Mississippi Val.	3 0	
LAST 10 GAMES			302 H	Southeastern La.	2 3	317 A	Nicholls St.	1 3				
			325 A	Jackson St.	3 0	286 A	McNeese	0 3				
			153 A	Sam Houston St.	0 3	245 H	Incarnate Word	0 3				
			162 A	SFA	1 3	70 H	A&M-Corpus Christi	1 3				
			251 H	Northwestern St.	1 3	317 H	Nicholls St.	2 3				

Non-Div. I Games:

New Orleans

Average RPI Win: 325		WON-LOST RECORD		WINNING PCT. RANK		LAST 10 GAMES		STRENGTH OF SCHEDULE		OPP. STRENGTH OF SCHEDULE		TEAM RPI		ADJ RPI		CONF. RPI		ADJ CONF. RPI	
Average RPI Loss: 265																			
DIV. I ONLY		7- 23		.23333 294		3- 7		323		331		324		.31665 325		32		32	
DIV. I NON-CONF.		0- 13		0 322		0- 1		298		326		332		.28384 332		32		32	
TOTALS		RPI 1-25		RPI 26-50		W-L RECORDS		RPI 51-100		RPI 101-150		RPI 150+							
7- 23		0- 0		0- 0		OVERALL		0- 1		0- 0		7- 22							
3- 7		0- 0		0- 0		HOME		0- 0		0- 0		3- 7							
4- 8		0- 0		0- 0		AWAY		0- 0		0- 0		4- 7							
0- 8		0- 0		0- 0		NEUTRAL		0- 1		0- 0		0- 7							
0- 13		0- 0		0- 0		NON-CONFERENCE		0- 1		0- 0		0- 12							
0- 2		0- 0		0- 0		HOME		0- 0		0- 0		0- 2							
0- 3		0- 0		0- 0		AWAY		0- 0		0- 0		0- 3							
0- 8		0- 0		0- 0		NEUTRAL		0- 1		0- 0		0- 7							
7- 10		0- 0		0- 0		CONFERENCE		0- 0		0- 0		7- 10							
3- 5		0- 0		0- 0		HOME		0- 0		0- 0		3- 5							
4- 5		0- 0		0- 0		AWAY		0- 0		0- 0		4- 5							
0- 0		0- 0		0- 0		NEUTRAL		0- 0		0- 0		0- 0							
RPI S	Opponent	Score		RPI S	Opponent	Score		RPI S	Opponent	Score		RPI S	Opponent	Score					
								81 N	Towson	0	3	187 A	Memphis	0	3				
												197 N	Tennessee St.	1	3				
												211 N	UMES	0	3				
												217 A	Alabama St.	0	3				
												217 H	Alabama St.	1	3				
												244 A	Texas Southern	0	3				
												244 H	Texas Southern	0	3				
												252 A	Louisiana Tech	0	3				
												252 N	Louisiana Tech	0	3				
												277 N	UAB	0	3				
												293 A	Jacksonville St.	0	3				
												293 H	Jacksonville St.	0	3				
												304 A	Prairie View	0	3				
												304 H	Prairie View	1	3				
												306 A	Southern U.	3	1				
												306 H	Southern U.	0	3				
												309 A	Alabama A&M	1	3				
												309 H	Alabama A&M	1	3				
												310 N	Eastern Ill.	0	3				
												313 N	N.C. A&T	0	3				
												319 A	Ark.-Pine Bluff	0	3				
						LAST 10 GAMES						319 H	Ark.-Pine Bluff	3	0				
						319 A Ark.-Pine Bluff		0	3			217 H	Alabama St.	1	3	324 H	New Orleans	0	3
						326 A Grambling		3	0			309 H	Alabama A&M	1	3	324 N	New Orleans	0	3
						324 H New Orleans		0	3			304 A	Prairie View	0	3	326 A	Grambling	3	0
						306 H Southern U.		0	3			244 A	Texas Southern	0	3	326 H	Grambling	3	2
						332 H Alcorn		3	0			326 H	Grambling	3	2	332 A	Alcorn	3	0

Non-Div. I Games:

Jackson St.

J a c k s o n s t .

Jackson, S. T.

Jackson St.

Average RPI Win:	327	WON-LOST RECORD	WINNING PCT. RANK	LAST 10 GAMES	STRENGTH OF SCHEDULE	OPP. STRENGTH OF SCHEDULE	TEAM RPI	ADJ RPI	CONF. RPI	ADJ CONF. RPI	
Average RPI Loss:	262										
DIV. I ONLY	5- 15	.25	286	3- 6	328	332	326	.31476	326	32	32
DIV. I NON-CONF.	0- 4	0	322	0- 0	156	254	310	.36635	311	32	32
<hr/>											
TOTALS	RPI 1-25	RPI 26-50		W-L RECORDS	RPI 51-100		RPI 101-150		RPI 150+		
5- 15	0- 0	0- 0		OVERALL	0- 2		0- 0		5- 13		
3- 6	0- 0	0- 0		HOME	0- 0		0- 0		3- 6		
2- 7	0- 0	0- 0		AWAY	0- 1		0- 0		2- 6		
0- 2	0- 0	0- 0		NEUTRAL	0- 1		0- 0		0- 1		
<hr/>											
0- 4	0- 0	0- 0		NON-CONFERENCE	0- 2		0- 0		0- 2		
0- 0	0- 0	0- 0		HOME	0- 0		0- 0		0- 0		
0- 2	0- 0	0- 0		AWAY	0- 1		0- 0		0- 1		
0- 2	0- 0	0- 0		NEUTRAL	0- 1		0- 0		0- 1		
<hr/>											
5- 11	0- 0	0- 0		CONFERENCE	0- 0		0- 0		5- 11		
3- 6	0- 0	0- 0		HOME	0- 0		0- 0		3- 6		
2- 5	0- 0	0- 0		AWAY	0- 0		0- 0		2- 5		
0- 0	0- 0	0- 0		NEUTRAL	0- 0		0- 0		0- 0		
<hr/>											
RPI	S	Opponent	Score	RPI	S	Opponent	Score	RPI	S	Opponent	Score
				93	N	Tulane	0 3	217	A	Alabama St.	0 3
				98	A	Southern Miss.	0 3	217	H	Alabama St.	0 3
								244	H	Texas Southern	1 3
								252	A	Louisiana Tech	0 3
								286	N	McNeese	0 3
								304	H	Prairie View	3 2
								306	A	Southern U.	0 3
								306	H	Southern U.	0 3
								309	A	Alabama A&M	0 3
								309	H	Alabama A&M	2 3
								319	A	Ark.-Pine Bluff	0 3
								319	H	Ark.-Pine Bluff	1 3
								325	A	Jackson St.	2 3
								325	H	Jackson St.	0 3
								332	A	Alcorn	3 0
								332	H	Alcorn	3 0
								334	A	Mississippi Val.	3 1
								334	H	Mississippi Val.	3 0
<hr/>											
LAST 10 GAMES											
				334	H	Mississippi Val.	3 0	217	A	Alabama St.	0 3
				325	H	Jackson St.	0 3	309	A	Alabama A&M	0 3
				319	A	Ark.-Pine Bluff	0 3	325	A	Jackson St.	2 3
				332	A	Alcorn	3 0	334	A	Mississippi Val.	3 1
				306	A	Southern U.	0 3	252	A	Louisiana Tech	0 3

Non-Div. I Games: Southern Ark. 0 3 Jarvis Christian 3 2 Dillard 3 1

Grambling

Average RPI Win: 319		WON-LOST	WINNING	LAST 10	STRENGTH OF		OPP. STRENGTH	TEAM	ADJ	CONF.	ADJ CONF.
Average RPI Loss: 246		RECORD	PCT. RANK	GAMES	SCHEDULE		OF SCHEDULE	RPI	RPI	RPI	RPI
DIV. I ONLY		3- 29	.09375	327	1- 9		312	312	327	.31213	327
DIV. I NON-CONF.		2- 16	.11111	307	1- 1		314	318	328	.30757	328
TOTALS		RPI 1-25	RPI 26-50		W-L RECORDS		RPI 51-100		RPI 101-150		RPI 150+
3- 29	0- 0	0- 0		OVERALL		0- 1		0- 0		3- 28	
3- 7	0- 0	0- 0		HOME		0- 0		0- 0		3- 7	
0- 16	0- 0	0- 0		AWAY		0- 0		0- 0		0- 16	
0- 6	0- 0	0- 0		NEUTRAL		0- 1		0- 0		0- 5	
2- 16	0- 0	0- 0		NON-CONFERENCE		0- 1		0- 0		2- 15	
2- 1	0- 0	0- 0		HOME		0- 0		0- 0		2- 1	
0- 9	0- 0	0- 0		AWAY		0- 0		0- 0		0- 9	
0- 6	0- 0	0- 0		NEUTRAL		0- 1		0- 0		0- 5	
1- 13	0- 0	0- 0		CONFERENCE		0- 0		0- 0		1- 13	
1- 6	0- 0	0- 0		HOME		0- 0		0- 0		1- 6	
0- 7	0- 0	0- 0		AWAY		0- 0		0- 0		0- 7	
0- 0	0- 0	0- 0		NEUTRAL		0- 0		0- 0		0- 0	
RPI S	Opponent	Score	RPI S	Opponent	Score	RPI S	Opponent	Score	RPI S	Opponent	Score
						81 N	Towson	0 3	163 A	Sacred Heart	0 3
									163 H	Sacred Heart	1 3
									184 N	East Carolina	0 3
									195 A	Mercer	1 3
									218 A	LIU Brooklyn	0 3
									218 H	LIU Brooklyn	0 3
									229 A	Bryant	0 3
									229 H	Bryant	1 3
									230 A	Boston College	0 3
									231 N	USC Upstate	1 3
									238 N	Providence	0 3
									241 A	Central Conn. St.	1 3
									241 H	Central Conn. St.	0 3
									242 A	Lehigh	0 3
									253 A	Robert Morris	0 3
									253 H	Robert Morris	0 3
									261 A	Quinnipiac	1 3
									262 A	Rider	0 3
									262 N	Rider	0 3
									264 H	La Salle	2 3
									278 A	UMass Lowell	2 3
									299 A	Manhattan	0 3
									305 H	NJIT	3 0
									308 A	St. Francis Brooklyn	2 3
									308 H	St. Francis Brooklyn	1 3
									315 N	Canisius	0 3
									316 A	Bucknell	0 3
LAST 10 GAMES											
			229 H	Bryant	1 3	308 H	St. Francis Brooklyn	1 3			
			241 H	Central Conn. St.	0 3	218 H	LIU Brooklyn	0 3			
			163 A	Sacred Heart	0 3	305 H	NJIT	3 0			
			321 A	Saint Francis (PA)	2 3	163 H	Sacred Heart	1 3			
			253 A	Robert Morris	0 3	299 A	Manhattan	0 3			

Non-Div. I Games:

Fairleigh Dickinson

RPI	S	Opponent	Score	
321	A	Saint Francis (PA)	2	3
321	H	Saint Francis (PA)	3	2
322	A	Lafayette	1	3
331	H	Saint Peter's	3	0

Fairleigh Dickinson

F
a
i
r
l
e
i
g
h
D
i
c
k
i
n
s
o
n

F
a
i
r
l
e
i
g
h
D
i
c
k
i
n
s
o
n

[illegible]

Non-Div. I Games:

Delaware St.

RPI	S	Opponent	Score
329	H	Coppin St.	0 3

Delaware St.

D
e
l
a
w
a
r
e
s
t
.

D
e
l
a
w
a
r
e
s
t
.

Average RPI Win: 324		WON-LOST	WINNING	LAST 10	STRENGTH OF		OPP. STRENGTH	TEAM	ADJ		CONF.	ADJ CONF.		
Average RPI Loss: 240		RECORD	PCT. RANK	GAMES	SCHEDULE		OF SCHEDULE	RPI	RPI		RPI	RPI		
DIV. I ONLY		2- 24	.07692	328	2- 8		319	301	329	.2986	329	31	31	
DIV. I NON-CONF.		0- 14	0	322	0- 0		277	282	327	.31599	327	30	30	
TOTALS		RPI 1-25	RPI 26-50		W-L RECORDS		RPI 51-100		RPI 101-150		RPI 150+			
2- 24		0- 0	0- 0		OVERALL		0- 0		0- 2		2- 22			
0- 6		0- 0	0- 0		HOME		0- 0		0- 0		0- 6			
2- 10		0- 0	0- 0		AWAY		0- 0		0- 1		2- 9			
0- 8		0- 0	0- 0		NEUTRAL		0- 0		0- 1		0- 7			
0- 14		0- 0	0- 0		NON-CONFERENCE		0- 0		0- 2		0- 12			
0- 0		0- 0	0- 0		HOME		0- 0		0- 0		0- 0			
0- 6		0- 0	0- 0		AWAY		0- 0		0- 1		0- 5			
0- 8		0- 0	0- 0		NEUTRAL		0- 0		0- 1		0- 7			
2- 10		0- 0	0- 0		CONFERENCE		0- 0		0- 0		2- 10			
0- 6		0- 0	0- 0		HOME		0- 0		0- 0		0- 6			
2- 4		0- 0	0- 0		AWAY		0- 0		0- 0		2- 4			
0- 0		0- 0	0- 0		NEUTRAL		0- 0		0- 0		0- 0			
RPI S	Opponent	Score	RPI S	Opponent	Score	RPI S	Opponent	Score	RPI S	Opponent	Score			
									104 A	American	0	3		
									105 N	Delaware	0	3		
									158 N	New Hampshire	0	3		
									165 A	Howard	0	3		
									165 H	Howard	0	3		
									175 A	Duquesne	0	3		
									186 A	Navy	1	3		
									192 N	Kent St.	2	3		
									211 A	UMES	0	3		
									211 H	UMES	1	3		
									226 A	William & Mary	0	3		
									253 A	Robert Morris	1	3		
									266 N	Western Caro.	0	3		
									267 A	Morehead St.	1	3		
									275 N	Montana	0	3		
									281 N	Charlotte	0	3		
									307 A	Morgan St.	0	3		
									307 H	Morgan St.	1	3		
									311 A	Hampton	0	3		
									311 H	Hampton	2	3		
									316 N	Bucknell	1	3		
LAST 10 GAMES									320 A	Norfolk St.	3	2		
			307 H	Morgan St.	1	3	165 H	Howard	0	3	320 H	Norfolk St.	2	3
			211 H	UMES	1	3	307 A	Morgan St.	0	3	321 N	Saint Francis (PA)	0	3
			328 H	Delaware St.	1	3	211 A	UMES	0	3	328 A	Delaware St.	3	0
			311 A	Hampton	0	3	328 A	Delaware St.	3	0	328 H	Delaware St.	1	3
			320 A	Norfolk St.	3	2	165 A	Howard	0	3				

Non-Div. I Games:

Coppin St.

Average RPI Win:	333	WON-LOST	WINNING	LAST 10	STRENGTH OF	OPP. STRENGTH	TEAM	ADJ	CONF.	ADJ CONF.			
Average RPI Loss:	259	RECORD	PCT. RANK	GAMES	SCHEDULE	OF SCHEDULE	RPI	RPI	RPI	RPI			
DIV. I ONLY		2- 25	.07407 330	2- 8	331	319	330	.27183 330	31	31			
DIV. I NON-CONF.		0- 17	0 322	0- 2	300	303	330	.29409 330	30	30			
<hr/>													
TOTALS	RPI 1-25	RPI 26-50		W-L RECORDS	RPI 51-100		RPI 101-150		RPI 150+				
2- 25	0- 0	0- 0		OVERALL	0- 0		0- 1		2- 24				
1- 8	0- 0	0- 0		HOME	0- 0		0- 0		1- 8				
1- 8	0- 0	0- 0		AWAY	0- 0		0- 0		1- 8				
0- 9	0- 0	0- 0		NEUTRAL	0- 0		0- 1		0- 8				
<hr/>													
0- 17	0- 0	0- 0		NON-CONFERENCE	0- 0		0- 1		0- 16				
0- 4	0- 0	0- 0		HOME	0- 0		0- 0		0- 4				
0- 4	0- 0	0- 0		AWAY	0- 0		0- 0		0- 4				
0- 9	0- 0	0- 0		NEUTRAL	0- 0		0- 1		0- 8				
<hr/>													
2- 8	0- 0	0- 0		CONFERENCE	0- 0		0- 0		2- 8				
1- 4	0- 0	0- 0		HOME	0- 0		0- 0		1- 4				
1- 4	0- 0	0- 0		AWAY	0- 0		0- 0		1- 4				
0- 0	0- 0	0- 0		NEUTRAL	0- 0		0- 0		0- 0				
<hr/>													
RPI S	Opponent	Score	RPI S	Opponent	Score	RPI S	Opponent	Score	RPI S	Opponent	Score		
						140 N Austin Peay					0	3	
						169 A Georgia					0	3	
						184 H East Carolina					0	3	
						189 N Elon					0	3	
						216 A Florida A&M					0	3	
						216 H Florida A&M					0	3	
						217 A Alabama St.					0	3	
						225 A Ga. Southern					1	3	
						225 H Ga. Southern					1	3	
						257 N UNC Asheville					0	3	
						270 N San Francisco					0	3	
						273 N Troy					1	3	
						280 H Charleston So.					1	3	
						280 H Charleston So.					1	3	
						280 N Charleston So.					0	3	
						288 A Bethune-Cookman					0	3	
						288 H Bethune-Cookman					0	3	
						293 N Jacksonville St.					0	3	
						297 A The Citadel					0	3	
						297 N The Citadel					0	3	
312 N Chicago St.					0	3							
LAST 10 GAMES					313 A N.C. A&T					1	3		
280 H Charleston So.			1	3	216 H Florida A&M			0	3	313 H N.C. A&T		0	3
333 A South Carolina St.			3	1	288 H Bethune-Cookman			0	3	323 A N.C. Central		1	3
323 A N.C. Central			1	3	333 H South Carolina St.			3	1	323 H N.C. Central		0	3
313 A N.C. A&T			1	3	323 H N.C. Central			0	3	333 A South Carolina St.		3	1
225 H Ga. Southern			1	3	313 H N.C. A&T			0	3	333 H South Carolina St.		3	1

Non-Div. I Games:

Savannah St.

Average RPI Win: 0		WON-LOST RECORD		WINNING PCT. RANK		LAST 10 GAMES		STRENGTH OF SCHEDULE		OPP. STRENGTH OF SCHEDULE		TEAM RPI		ADJ RPI		CONF. RPI		ADJ CONF. RPI	
Average RPI Loss: 269		0-25		0 333		0-10		317		324		331		.26866 331		30		30	
DIV. I ONLY		0-7		0 322		0-0		332		329		334		.23139 334		31		31	
DIV. I NON-CONF.																			
TOTALS		RPI 1-25		RPI 26-50		W-L RECORDS		RPI 51-100		RPI 101-150		RPI 150+							
0-25		0-0		0-0		OVERALL		0-0		0-2		0-23							
0-10		0-0		0-0		HOME		0-0		0-1		0-9							
0-14		0-0		0-0		AWAY		0-0		0-1		0-13							
0-1		0-0		0-0		NEUTRAL		0-0		0-0		0-1							
0-7		0-0		0-0		NON-CONFERENCE		0-0		0-0		0-7							
0-1		0-0		0-0		HOME		0-0		0-0		0-1							
0-5		0-0		0-0		AWAY		0-0		0-0		0-5							
0-1		0-0		0-0		NEUTRAL		0-0		0-0		0-1							
0-18		0-0		0-0		CONFERENCE		0-0		0-2		0-16							
0-9		0-0		0-0		HOME		0-0		0-1		0-8							
0-9		0-0		0-0		AWAY		0-0		0-1		0-8							
0-0		0-0		0-0		NEUTRAL		0-0		0-0		0-0							
RPI	S	Opponent	Score	RPI	S	Opponent	Score	RPI	S	Opponent	Score	RPI	S	Opponent	Score				
										132	A	Fairfield	0	3					
										132	H	Fairfield	0	3					
										220	A	Marist	0	3					
										220	H	Marist	0	3					
										238	N	Providence	0	3					
										242	A	Lehigh	0	3					
										261	A	Quinnipiac	0	3					
										261	H	Quinnipiac	0	3					
										262	A	Rider	0	3					
										262	H	Rider	0	3					
										271	A	Fordham	0	3					
										272	A	Niagara	0	3					
										272	H	Niagara	0	3					
										279	A	Siena	0	3					
										279	H	Siena	0	3					
										299	A	Manhattan	0	3					
										299	H	Manhattan	0	3					
										305	A	NJIT	1	3					
										305	H	NJIT	0	3					
										314	A	Iona	0	3					
										314	H	Iona	1	3					
										315	A	Canisius	1	3					
										315	H	Canisius	1	3					
										322	A	Lafayette	0	3					
										327	A	Fairleigh Dickinson	0	3					

Average RPI Win: 334		WON-LOST RECORD		WINNING PCT. RANK		LAST 10 GAMES		STRENGTH OF SCHEDULE		OPP. STRENGTH OF SCHEDULE		TEAM RPI		ADJ RPI		CONF. RPI		ADJ CONF. RPI	
Average RPI Loss: 280																			
DIV. I ONLY		1- 21		.04545 331		0- 10		324		334		332		.25906 332		32		32	
DIV. I NON-CONF.		0- 7		0 322		0- 0		195		331		324		.33576 324		32		32	
TOTALS		RPI 1-25		RPI 26-50		W-L RECORDS		RPI 51-100		RPI 101-150		RPI 150+							
1- 21		0- 0		0- 0		OVERALL		0- 0		0- 1		1- 20							
1- 8		0- 0		0- 0		HOME		0- 0		0- 0		1- 8							
0- 9		0- 0		0- 0		AWAY		0- 0		0- 0		0- 9							
0- 4		0- 0		0- 0		NEUTRAL		0- 0		0- 1		0- 3							
0- 7		0- 0		0- 0		NON-CONFERENCE		0- 0		0- 1		0- 6							
0- 1		0- 0		0- 0		HOME		0- 0		0- 0		0- 1							
0- 2		0- 0		0- 0		AWAY		0- 0		0- 0		0- 2							
0- 4		0- 0		0- 0		NEUTRAL		0- 0		0- 1		0- 3							
1- 14		0- 0		0- 0		CONFERENCE		0- 0		0- 0		1- 14							
1- 7		0- 0		0- 0		HOME		0- 0		0- 0		1- 7							
0- 7		0- 0		0- 0		AWAY		0- 0		0- 0		0- 7							
0- 0		0- 0		0- 0		NEUTRAL		0- 0		0- 0		0- 0							
RPI	S	Opponent	Score	RPI	S	Opponent	Score	RPI	S	Opponent	Score	RPI	S	Opponent	Score				
										112 N	North Dakota	0			3				
										217 H	Alabama St.	0			3				
										219 A	Central Ark.	0			3				
										226 N	Oral Roberts	0			3				
										244 A	Texas Southern	0			3				
										244 H	Texas Southern	0			3				
										245 N	Incarnate Word	0			3				
										283 N	La.-Monroe	0			3				
										293 A	Jacksonville St.	0			3				
										293 H	Jacksonville St.	0			3				
										304 A	Prairie View	0			3				
										304 H	Prairie View	0			3				
										306 A	Southern U.	1			3				
										306 H	Southern U.	0			3				
										319 A	Ark.-Pine Bluff	1			3				
										319 H	Ark.-Pine Bluff	1			3				
										325 A	Jackson St.	0			3				
										325 H	Jackson St.	0			3				
										326 A	Grambling	0			3				
										326 H	Grambling	0			3				
										334 A	Mississippi Val.	2			3				
										334 H	Mississippi Val.	3			0				
				LAST 10 GAMES															
						244 H	Texas Southern	0		3				319 H	Ark.-Pine Bluff	1			3
						304 H	Prairie View	0		3				306 A	Southern U.	1			3
						334 A	Mississippi Val.	2		3				304 A	Prairie View	0			3
						325 A	Jackson St.	0		3				244 A	Texas Southern	0			3
						326 H	Grambling	0		3				325 H	Jackson St.	0			3

Non-Div. I Games: Albany St. (GA) 3 2 Miles 1 3

Alcorn

Average RPI Win:		0	WON-LOST		WINNING		LAST 10		STRENGTH OF		OPP. STRENGTH		TEAM		ADJ		CONF.		ADJ CONF.	
Average RPI Loss:		267	RECORD		PCT. RANK		GAMES		SCHEDULE		OF SCHEDULE		RPI		RPI		RPI		RPI	
DIV. I ONLY			0- 25		0 333		0- 10		332		322		334		.24314 333		31		31	
DIV. I NON-CONF.			0- 13		0 322		0- 1		299		313		331		.29317 331		30		30	
TOTALS		RPI 1-25		RPI 26-50		W-L RECORDS		RPI 51-100		RPI 101-150		RPI 150+								
0- 25		0- 0		0- 0		OVERALL		0- 0		0- 0		0- 25								
0- 8		0- 0		0- 0		HOME		0- 0		0- 0		0- 8								
0- 9		0- 0		0- 0		AWAY		0- 0		0- 0		0- 9								
0- 8		0- 0		0- 0		NEUTRAL		0- 0		0- 0		0- 8								
0- 13		0- 0		0- 0		NON-CONFERENCE		0- 0		0- 0		0- 13								
0- 3		0- 0		0- 0		HOME		0- 0		0- 0		0- 3								
0- 3		0- 0		0- 0		AWAY		0- 0		0- 0		0- 3								
0- 7		0- 0		0- 0		NEUTRAL		0- 0		0- 0		0- 7								
0- 12		0- 0		0- 0		CONFERENCE		0- 0		0- 0		0- 12								
0- 5		0- 0		0- 0		HOME		0- 0		0- 0		0- 5								
0- 6		0- 0		0- 0		AWAY		0- 0		0- 0		0- 6								
0- 1		0- 0		0- 0		NEUTRAL		0- 0		0- 0		0- 1								
RPI	S	Opponent		Score		RPI	S	Opponent		Score		RPI	S	Opponent		Score				
														166	A	Chattanooga	0	3		
														180	A	Campbell	0	3		
														184	N	East Carolina	0	3		
														184	N	East Carolina	0	3		
														186	N	Navy	0	3		
														211	A	UMES	0	3		
														216	A	Florida A&M	0	3		
														216	H	Florida A&M	0	3		
														250	A	Georgia St.	0	3		
														262	N	Rider	0	3		
														280	H	Charleston So.	0	3		
														282	H	Gardner-Webb	0	3		
														287	N	Cal St. Fullerton	0	3		
														288	A	Bethune-Cookman	0	3		
														288	H	Bethune-Cookman	0	3		
														297	H	The Citadel	1	3		
														300	N	Presbyterian	0	3		
														313	A	N.C. A&T	1	3		
														313	H	N.C. A&T	0	3		
														320	N	Norfolk St.	0	3		
														323	A	N.C. Central	0	3		
						LAST 10 GAMES								323	H	N.C. Central	1	3		
						330	H	Savannah St.	1	3				323	H	The Citadel	1	3		
						313	A	N.C. A&T	1	3				330	A	Savannah St.	1	3		
						323	A	N.C. Central	0	3				330	H	Savannah St.	1	3		
						288	H	Bethune-Cookman	0	3				313	H	N.C. A&T	0	3		
						216	H	Florida A&M	0	3				323	H	N.C. Central	1	3		
														288	A	Bethune-Cookman	0	3		
														334	N	Mississippi Val.	2	3		

Non-Div. I Games:

South Carolina St.

Average RPI Win: 333		WON-LOST RECORD		WINNING PCT. RANK		LAST 10 GAMES		STRENGTH OF SCHEDULE		OPP. STRENGTH OF SCHEDULE		TEAM RPI		ADJ RPI		CONF. RPI		ADJ CONF. RPI	
Average RPI Loss: 290																			
DIV. I ONLY		2- 24		.07692 328		1- 9		334		333		333		.23411 334		32		32	
DIV. I NON-CONF.		1- 8		.11111 307		0- 1		331		333		333		.25445 333		32		32	
TOTALS		RPI 1-25		RPI 26-50		W-L RECORDS		RPI 51-100		RPI 101-150		RPI 150+							
2- 24		0- 0		0- 0		OVERALL		0- 0		0- 0		2- 24							
1- 10		0- 0		0- 0		HOME		0- 0		0- 0		1- 10							
0- 10		0- 0		0- 0		AWAY		0- 0		0- 0		0- 10							
1- 4		0- 0		0- 0		NEUTRAL		0- 0		0- 0		1- 4							
1- 8		0- 0		0- 0		NON-CONFERENCE		0- 0		0- 0		1- 8							
0- 2		0- 0		0- 0		HOME		0- 0		0- 0		0- 2							
0- 2		0- 0		0- 0		AWAY		0- 0		0- 0		0- 2							
1- 4		0- 0		0- 0		NEUTRAL		0- 0		0- 0		1- 4							
1- 16		0- 0		0- 0		CONFERENCE		0- 0		0- 0		1- 16							
1- 8		0- 0		0- 0		HOME		0- 0		0- 0		1- 8							
0- 8		0- 0		0- 0		AWAY		0- 0		0- 0		0- 8							
0- 0		0- 0		0- 0		NEUTRAL		0- 0		0- 0		0- 0							
RPI	S	Opponent	Score	RPI	S	Opponent	Score	RPI	S	Opponent	Score	RPI	S	Opponent	Score				
												166	A	Chattanooga	0	3			
												217	A	Alabama St.	0	3			
												217	H	Alabama St.	0	3			
												244	A	Texas Southern	0	3			
												244	H	Texas Southern	0	3			
												277	N	UAB	0	3			
												287	N	Cal St. Fullerton	0	3			
												293	A	Jacksonville St.	0	3			
												293	H	Jacksonville St.	0	3			
												300	N	Presbyterian	0	3			
												304	A	Prairie View	0	3			
												304	H	Prairie View	0	3			
												306	A	Southern U.	0	3			
												306	H	Southern U.	1	3			
												309	A	Alabama A&M	0	3			
												309	H	Alabama A&M	1	3			
												317	H	Nicholls St.	0	3			
												319	A	Ark.-Pine Bluff	0	3			
												319	H	Ark.-Pine Bluff	1	3			
												324	N	New Orleans	0	3			
												325	H	Jackson St.	1	3			
												326	A	Grambling	0	3			
												326	H	Grambling	1	3			
												332	A	Alcorn	0	3			
												332	H	Alcorn	3	2			
												333	N	South Carolina St.	3	2			
LAST 10 GAMES																			

Non-Div. I Games: Mississippi Col. 0 3 Tuskegee 3 1

Mississippi Val.