

Average RPI Win:	53	WON-LOST RECORD	WINNING PCT. RANK	LAST 10 GAMES	STRENGTH OF SCHEDULE	OPP. STRENGTH OF SCHEDULE	TEAM RPI	ADJ RPI	CONF. RPI	ADJ CONF. RPI				
DIV. I ONLY		24- 2	.92308	2	10- 0	1	8	1	.75576	1	2	2		
DIV. I NON-CONF.		8- 2	.8	47	0- 0	2	15	3	.71077	4	2	2		

TOTALS	RPI 1-25	RPI 26-50		W-L RECORDS		RPI 51-100		RPI 101-150		RPI 150+				
24- 2	7- 2	8- 0		OVERALL		5- 0		3- 0		1- 0				
13- 0	4- 0	4- 0		HOME		3- 0		1- 0		1- 0				
8- 2	2- 2	3- 0		AWAY		2- 0		1- 0		0- 0				
3- 0	1- 0	1- 0		NEUTRAL		0- 0		1- 0		0- 0				
8- 2	1- 2	3- 0		NON-CONFERENCE		2- 0		1- 0		1- 0				
4- 0	0- 0	1- 0		HOME		2- 0		0- 0		1- 0				
1- 2	0- 2	1- 0		AWAY		0- 0		0- 0		0- 0				
3- 0	1- 0	1- 0		NEUTRAL		0- 0		1- 0		0- 0				
16- 0	6- 0	5- 0		CONFERENCE		3- 0		2- 0		0- 0				
9- 0	4- 0	3- 0		HOME		1- 0		1- 0		0- 0				
7- 0	2- 0	2- 0		AWAY		2- 0		1- 0		0- 0				
0- 0	0- 0	0- 0		NEUTRAL		0- 0		0- 0		0- 0				
RPI	S	Opponent	Score		RPI	S	Opponent	Score		RPI	S	Opponent	Score	
2	A	Penn St.	2	3	32	A	St. Mary's (CA)	3	1	54	H	San Francisco	3	0
6	H	UCLA	3	2	32	N	St. Mary's (CA)	3	0	55	A	Oregon St.	3	0
9	A	Oregon	3	0	37	H	California	3	0	55	H	Oregon St.	3	0
9	H	Oregon	3	2	39	A	Arizona St.	3	1	79	H	Pacific	3	0
11	N	Florida	3	1	39	H	Arizona St.	3	1	80	A	Utah	3	1
13	H	Southern California	3	0	41	H	Santa Clara	3	0					
14	A	Washington	3	2	45	A	Arizona	3	1					
14	H	Washington	3	1	45	H	Arizona	3	0					
19	A	Hawaii	1	3										
LAST 10 GAMES														
		14 H Washington	3	1			45 H Arizona	3	0					
		124 H Washington St.	3	0			124 A Washington St.	3	2					
		9 A Oregon	3	0			14 A Washington	3	2					
		55 A Oregon St.	3	0			6 H UCLA	3	2					
		39 H Arizona St.	3	1			13 H Southern California	3	0					

Non-Div. I Games:

Stanford

Average RPI Win:	70	WON-LOST RECORD	WINNING PCT. RANK	LAST 10 GAMES	STRENGTH OF SCHEDULE	OPP. STRENGTH OF SCHEDULE	TEAM RPI	ADJ RPI	CONF. RPI	ADJ CONF. RPI		
Average RPI Loss:	30											
DIV. I ONLY		25- 2	.92593	1	9- 1	11	6	3	.73384	2	1	1
DIV. I NON-CONF.		10- 1	.90909	17	0- 0	9	24	4	.71194	3	1	1
<hr/>												
TOTALS	RPI 1-25	RPI 26-50		W-L RECORDS		RPI 51-100		RPI 101-150		RPI 150+		
25- 2	8- 1	6- 0		OVERALL		3- 1		4- 0		4- 0		
13- 0	5- 0	2- 0		HOME		1- 0		3- 0		2- 0		
8- 1	3- 1	3- 0		AWAY		1- 0		1- 0		0- 0		
4- 1	0- 0	1- 0		NEUTRAL		1- 1		0- 0		2- 0		
10- 1	3- 0	1- 0		NON-CONFERENCE		1- 1		1- 0		4- 0		
5- 0	2- 0	0- 0		HOME		0- 0		1- 0		2- 0		
1- 0	1- 0	0- 0		AWAY		0- 0		0- 0		0- 0		
4- 1	0- 0	1- 0		NEUTRAL		1- 1		0- 0		2- 0		
15- 1	5- 1	5- 0		CONFERENCE		2- 0		3- 0		0- 0		
8- 0	3- 0	2- 0		HOME		1- 0		2- 0		0- 0		
7- 1	2- 1	3- 0		AWAY		1- 0		1- 0		0- 0		
0- 0	0- 0	0- 0		NEUTRAL		0- 0		0- 0		0- 0		
RPI S	Opponent	Score	RPI S	Opponent	Score	RPI S	Opponent	Score	RPI S	Opponent	Score	
1 H	Stanford	3 2	26 A	Michigan	3 2	55 N	Oregon St.	2 3	104 H	Indiana	3 1	
3 H	Texas	3 0	30 N	Western Ky.	3 0	65 A	Wisconsin	3 0	108 H	Duquesne	3 0	
4 A	Nebraska	2 3	40 A	Illinois	3 2	65 H	Wisconsin	3 0	125 A	Iowa	3 0	
4 H	Nebraska	3 1	40 H	Illinois	3 0	73 N	Morehead St.	3 0	125 H	Iowa	3 1	
5 A	Louisville	3 0	50 A	Northwestern	3 0				157 H	Portland	3 0	
8 A	Minnesota	3 0	50 H	Northwestern	3 0				158 N	Ill.-Chicago	3 0	
8 H	Minnesota	3 1							201 N	DePaul	3 0	
20 H	Purdue	3 0							257 H	Eastern Ill.	3 0	
23 A	Ohio St.	3 0										
			LAST 10 GAMES									
			50 H	Northwestern	3 0	125 A	Iowa	3 0				
			40 H	Illinois	3 0	26 A	Michigan	3 2				
			65 H	Wisconsin	3 0	23 A	Ohio St.	3 0				
			8 H	Minnesota	3 1	104 H	Indiana	3 1				
			4 A	Nebraska	2 3	20 H	Purdue	3 0				

Non-Div. I Games:

Penn St.

Average RPI Win: 60		WON-LOST	WINNING	LAST 10	STRENGTH OF		OPP. STRENGTH	TEAM	ADJ	CONF.	ADJ CONF.
Average RPI Loss: 17		RECORD	PCT. RANK	GAMES	SCHEDULE		OF SCHEDULE	RPI	RPI	RPI	RPI
DIV. I ONLY		21- 3	.875	11	3		1	2	.73375	3	3
DIV. I NON-CONF.		8- 3	.72727	66	21		1	17	.66648	13	3
TOTALS		RPI 1-25	RPI 26-50		W-L RECORDS		RPI 51-100		RPI 101-150		RPI 150+
21- 3		8- 2	3- 1		OVERALL		6- 0		1- 0		3- 0
12- 2		4- 1	2- 1		HOME		4- 0		0- 0		2- 0
8- 1		3- 1	1- 0		AWAY		2- 0		1- 0		1- 0
1- 0		1- 0	0- 0		NEUTRAL		0- 0		0- 0		0- 0
8- 3		4- 2	0- 1		NON-CONFERENCE		2- 0		0- 0		2- 0
6- 2		2- 1	0- 1		HOME		2- 0		0- 0		2- 0
1- 1		1- 1	0- 0		AWAY		0- 0		0- 0		0- 0
1- 0		1- 0	0- 0		NEUTRAL		0- 0		0- 0		0- 0
13- 0		4- 0	3- 0		CONFERENCE		4- 0		1- 0		1- 0
6- 0		2- 0	2- 0		HOME		2- 0		0- 0		0- 0
7- 0		2- 0	1- 0		AWAY		2- 0		1- 0		1- 0
0- 0		0- 0	0- 0		NEUTRAL		0- 0		0- 0		0- 0
RPI S	Opponent	Score		RPI S	Opponent	Score		RPI S	Opponent	Score	
2 A	Penn St.	0	3	27 A	Oklahoma	3	0	51 A	Baylor	3	0
5 A	Louisville	3	2	27 H	Oklahoma	3	0	51 H	Baylor	3	1
7 A	Kansas	3	2	28 H	Iowa St.	3	2	59 A	TCU	3	0
7 H	Kansas	3	0	40 H	Illinois	2	3	59 H	TCU	3	0
8 H	Minnesota	1	3					75 H	LSU	3	0
8 H	Minnesota	3	1					85 H	Cincinnati	3	0
11 N	Florida	3	0								
15 A	Kansas St.	3	0								
15 H	Kansas St.	3	0								
24 H	San Diego	3	0								
				LAST 10 GAMES							
				7 A	Kansas	3	2	28 H	Iowa St.	3	2
				15 H	Kansas St.	3	0	7 H	Kansas	3	0
				59 A	TCU	3	0	5 A	Louisville	3	2
				27 A	Oklahoma	3	0	15 A	Kansas St.	3	0
				51 H	Baylor	3	1	59 H	TCU	3	0

Non-Div. I Games:

Texas

Average RPI Win: 65		WON-LOST	WINNING	LAST 10	STRENGTH OF		OPP. STRENGTH	TEAM	ADJ	CONF.	ADJ CONF.
Average RPI Loss: 23		RECORD	PCT. RANK	GAMES	SCHEDULE		OF SCHEDULE	RPI	RPI	RPI	RPI
DIV. I ONLY		20-5	.8	25	7-3		6	4	4	.71057	4
DIV. I NON-CONF.		8-1	.88889	23	0-0		28	10	8	.69053	6
TOTALS		RPI 1-25	RPI 26-50		W-L RECORDS		RPI 51-100		RPI 101-150		RPI 150+
20-5		7-2	5-3		OVERALL		1-0		4-0		3-0
13-1		5-1	4-0		HOME		1-0		2-0		1-0
6-4		2-1	1-3		AWAY		0-0		2-0		1-0
1-0		0-0	0-0		NEUTRAL		0-0		0-0		1-0
8-1		2-0	2-1		NON-CONFERENCE		0-0		1-0		3-0
6-0		2-0	2-0		HOME		0-0		1-0		1-0
1-1		0-0	0-1		AWAY		0-0		0-0		1-0
1-0		0-0	0-0		NEUTRAL		0-0		0-0		1-0
12-4		5-2	3-2		CONFERENCE		1-0		3-0		0-0
7-1		3-1	2-0		HOME		1-0		1-0		0-0
5-3		2-1	1-2		AWAY		0-0		2-0		0-0
0-0		0-0	0-0		NEUTRAL		0-0		0-0		0-0
RPI S	Opponent	Score		RPI S	Opponent	Score		RPI S	Opponent	Score	
2 A	Penn St.	1	3	26 A	Michigan	2	3	65 H	Wisconsin	3	0
2 H	Penn St.	3	2	26 H	Michigan	3	1				
6 H	UCLA	3	2	27 H	Oklahoma	3	0				
8 H	Minnesota	3	1	28 A	Iowa St.	1	3				
20 A	Purdue	3	0	34 H	Notre Dame	3	0				
20 H	Purdue	3	2	38 A	Michigan St.	2	3				
22 H	Kentucky	3	1	38 H	Michigan St.	3	0				
23 A	Ohio St.	3	1	40 A	Illinois	3	0				
23 H	Ohio St.	1	3								
				LAST 10 GAMES							
				20 H	Purdue	3	2	23 H	Ohio St.	1	3
				104 H	Indiana	3	1	40 A	Illinois	3	0
				38 A	Michigan St.	2	3	125 A	Iowa	3	0
				26 A	Michigan	2	3	8 H	Minnesota	3	1
				2 H	Penn St.	3	2	65 H	Wisconsin	3	0

Non-Div. I Games:

Nebraska

[illegible]

Non-Div. I Games:

Louisville

Average RPI Win: 66		WON-LOST	WINNING	LAST 10	STRENGTH OF		OPP. STRENGTH	TEAM	ADJ	CONF.	ADJ CONF.
Average RPI Loss: 15		RECORD	PCT. RANK	GAMES	SCHEDULE		OF SCHEDULE	RPI	RPI	RPI	RPI
DIV. I ONLY		20-5	.8	25	9		7	6	.69116	6	2
DIV. I NON-CONF.		8-1	.88889	23	1		21	1	.73589	1	2
TOTALS		RPI 1-25	RPI 26-50		W-L RECORDS		RPI 51-100		RPI 101-150		RPI 150+
20-5		2-4	8-1		OVERALL		5-0		5-0		0-0
8-0		1-0	3-0		HOME		3-0		1-0		0-0
8-5		1-4	3-1		AWAY		2-0		2-0		0-0
4-0		0-0	2-0		NEUTRAL		0-0		2-0		0-0
8-1		1-1	4-0		NON-CONFERENCE		0-0		3-0		0-0
1-0		0-0	1-0		HOME		0-0		0-0		0-0
3-1		1-1	1-0		AWAY		0-0		1-0		0-0
4-0		0-0	2-0		NEUTRAL		0-0		2-0		0-0
12-4		1-3	4-1		CONFERENCE		5-0		2-0		0-0
7-0		1-0	2-0		HOME		3-0		1-0		0-0
5-4		0-3	2-1		AWAY		2-0		1-0		0-0
0-0		0-0	0-0		NEUTRAL		0-0		0-0		0-0
RPI S	Opponent	Score		RPI S	Opponent	Score		RPI S	Opponent	Score	
1 A	Stanford	2	3	34 N	Notre Dame	3	1	55 H	Oregon St.	3	0
4 A	Nebraska	2	3	35 A	Colorado St.	3	2	80 A	Utah	3	2
13 A	Southern California	1	3	36 H	Pepperdine	3	0	80 H	Utah	3	0
14 A	Washington	2	3	37 A	California	3	0	88 A	Colorado	3	0
14 H	Washington	3	1	39 A	Arizona St.	3	1	88 H	Colorado	3	0
19 A	Hawaii	3	1	39 H	Arizona St.	3	0				
				45 A	Arizona	0	3				
				45 H	Arizona	3	0				
				46 N	San Diego St.	3	0				
				LAST 10 GAMES							
				80 A	Utah	3	2	124 H	Washington St.	3	0
				88 A	Colorado	3	0	88 H	Colorado	3	0
				39 A	Arizona St.	3	1	80 H	Utah	3	0
				45 A	Arizona	0	3	37 A	California	3	0
				14 H	Washington	3	1	1 A	Stanford	2	3

Non-Div. I Games:

UCLA

Average RPI Win:		86	WON-LOST		WINNING		LAST 10		STRENGTH OF		OPP. STRENGTH		TEAM	ADJ		CONF.		ADJ CONF.					
Average RPI Loss:		24	RECORD		PCT. RANK		GAMES		SCHEDULE		OF SCHEDULE		RPI	RPI		RPI		RPI					
DIV. I ONLY			21- 6		.77778		34	6- 4		4		35		7	.68503		7	3		3			
DIV. I NON-CONF.			12- 2		.85714		28	0- 0		7		62		6	.69008		7	3		3			
TOTALS		RPI 1-25		RPI 26-50				W-L RECORDS				RPI 51-100				RPI 101-150				RPI 150+			
21- 6		2- 3		5- 2				OVERALL				7- 1				4- 0				3- 0			
13- 1		1- 1		3- 0				HOME				6- 0				2- 0				1- 0			
4- 5		1- 2		1- 2				AWAY				0- 1				1- 0				1- 0			
4- 0		0- 0		1- 0				NEUTRAL				1- 0				1- 0				1- 0			
12- 2		0- 1		3- 1				NON-CONFERENCE				5- 0				3- 0				1- 0			
8- 0		0- 0		2- 0				HOME				4- 0				2- 0				0- 0			
0- 2		0- 1		0- 1				AWAY				0- 0				0- 0				0- 0			
4- 0		0- 0		1- 0				NEUTRAL				1- 0				1- 0				1- 0			
9- 4		2- 2		2- 1				CONFERENCE				2- 1				1- 0				2- 0			
5- 1		1- 1		1- 0				HOME				2- 0				0- 0				1- 0			
4- 3		1- 1		1- 1				AWAY				0- 1				1- 0				1- 0			
0- 0		0- 0		0- 0				NEUTRAL				0- 0				0- 0				0- 0			
RPI	S	Opponent		Score		RPI	S	Opponent		Score		RPI	S	Opponent		Score		RPI	S	Opponent		Score	
3	A	Texas		0 3		27	A	Oklahoma		3 2		51	A	Baylor		1 3		105	A	Texas Tech		3 0	
3	H	Texas		2 3		28	A	Iowa St.		1 3		51	H	Baylor		3 2		109	N	Northwestern St.		3 0	
15	A	Kansas St.		3 1		28	H	Iowa St.		3 2		57	H	Tulsa		3 1		122	H	Arkansas St.		3 1	
15	H	Kansas St.		3 1		31	H	Creighton		3 2		59	H	TCU		3 1		138	H	UMKC		3 0	
25	A	Arkansas		1 3		34	A	Notre Dame		1 3		64	N	Xavier		3 0		189	A	West Virginia		3 1	
						39	H	Arizona St.		3 1		70	H	Col. of Charleston		3 0		189	H	West Virginia		3 0	
						48	N	Loyola Marymount		3 1		90	H	Wyoming		3 0		275	N	UT Martin		3 0	
												93	H	Sam Houston St.		3 0							
LAST 10 GAMES																							
						3	H	Texas		2 3		59	H	TCU		3 1							
						15	A	Kansas St.		3 1		15	H	Kansas St.		3 1							
						51	A	Baylor		1 3		3	A	Texas		0 3							
						189	H	West Virginia		3 0		27	A	Oklahoma		3 2							
						28	A	Iowa St.		1 3		51	H	Baylor		3 2							

Non-Div. I Games:

Kansas

Average RPI Win:		87	WON-LOST RECORD		20- 7	WINNING PCT. RANK		.74074	43	LAST 10 GAMES		6- 4	STRENGTH OF SCHEDULE		5	OPP. STRENGTH OF SCHEDULE		13	TEAM RPI		8	ADJ RPI		.68466	8	CONF. RPI		1	ADJ CONF. RPI		1
Average RPI Loss:		13			9- 2			.81818	38			0- 0			21			47			13			.66248	15			1			1
DIV. I ONLY				DIV. I NON-CONF.																											
TOTALS		RPI 1-25		RPI 26-50		W-L RECORDS		RPI 51-100		RPI 101-150		RPI 150+																			
20- 7		4- 5		7- 2		OVERALL		2- 0		3- 0		4- 0																			
11- 1		2- 1		4- 0		HOME		1- 0		2- 0		2- 0																			
7- 5		2- 3		2- 2		AWAY		1- 0		1- 0		1- 0																			
2- 1		0- 1		1- 0		NEUTRAL		0- 0		0- 0		1- 0																			
9- 2		1- 2		1- 0		NON-CONFERENCE		1- 0		2- 0		4- 0																			
4- 0		0- 0		0- 0		HOME		0- 0		2- 0		2- 0																			
3- 1		1- 1		0- 0		AWAY		1- 0		0- 0		1- 0																			
2- 1		0- 1		1- 0		NEUTRAL		0- 0		0- 0		1- 0																			
11- 5		3- 3		6- 2		CONFERENCE		1- 0		1- 0		0- 0																			
7- 1		2- 1		4- 0		HOME		1- 0		0- 0		0- 0																			
4- 4		1- 2		2- 2		AWAY		0- 0		1- 0		0- 0																			
0- 0		0- 0		0- 0		NEUTRAL		0- 0		0- 0		0- 0																			
RPI	S	Opponent		Score		RPI	S	Opponent		Score		RPI	S	Opponent		Score		RPI	S	Opponent		Score									
2	A	Penn St.		1	3	26	A	Michigan		0	3	57	A	Tulsa		3	0	125	A	Iowa		3	1								
2	H	Penn St.		0	3	26	H	Michigan		3	1	65	H	Wisconsin		3	0	132	H	LIU Brooklyn		3	0								
3	A	Texas		3	1	29	N	Dayton		3	0							149	H	Albany (NY)		3	0								
3	A	Texas		1	3	38	A	Michigan St.		1	3							163	H	North Dakota St.		3	0								
4	A	Nebraska		1	3	38	H	Michigan St.		3	2							199	A	James Madison		3	1								
15	N	Kansas St.		2	3	40	A	Illinois		3	0							235	H	Miami (OH)		3	0								
20	H	Purdue		3	1	40	H	Illinois		3	0							282	N	Appalachian St.		3	0								
23	A	Ohio St.		3	2	50	A	Northwestern		3	1																				
23	H	Ohio St.		3	0	50	H	Northwestern		3	0																				
LAST 10 GAMES																															
26	A	Michigan		0	3	50	H	Northwestern		3	0																				
38	A	Michigan St.		1	3	20	H	Purdue		3	1																				
23	A	Ohio St.		3	2	65	H	Wisconsin		3	0																				
2	A	Penn St.		1	3	4	A	Nebraska		1	3																				
40	H	Illinois		3	0	125	A	Iowa		3	1																				

Non-Div. I Games:

Minnesota

Average RPI Win: 81		WON-LOST	WINNING	LAST 10	STRENGTH OF		OPP. STRENGTH	TEAM	ADJ	CONF.	ADJ CONF.
Average RPI Loss: 13		RECORD	PCT. RANK	GAMES	SCHEDULE		OF SCHEDULE	RPI	RPI	RPI	RPI
DIV. I ONLY		22- 3	.88	10	8- 2		47	5	9	.68269	9
DIV. I NON-CONF.		9- 0	1	1	0- 0		123	22	16	.66147	16
TOTALS		RPI 1-25	RPI 26-50		W-L RECORDS		RPI 51-100		RPI 101-150		RPI 150+
22- 3		4- 2	6- 1		OVERALL		7- 0		2- 0		3- 0
9- 2		1- 1	3- 1		HOME		3- 0		2- 0		0- 0
9- 1		2- 1	3- 0		AWAY		4- 0		0- 0		0- 0
4- 0		1- 0	0- 0		NEUTRAL		0- 0		0- 0		3- 0
9- 0		2- 0	1- 0		NON-CONFERENCE		2- 0		1- 0		3- 0
2- 0		0- 0	1- 0		HOME		0- 0		1- 0		0- 0
3- 0		1- 0	0- 0		AWAY		2- 0		0- 0		0- 0
4- 0		1- 0	0- 0		NEUTRAL		0- 0		0- 0		3- 0
13- 3		2- 2	5- 1		CONFERENCE		5- 0		1- 0		0- 0
7- 2		1- 1	2- 1		HOME		3- 0		1- 0		0- 0
6- 1		1- 1	3- 0		AWAY		2- 0		0- 0		0- 0
0- 0		0- 0	0- 0		NEUTRAL		0- 0		0- 0		0- 0
RPI S	Opponent	Score	RPI S	Opponent	Score	RPI S	Opponent	Score	RPI S	Opponent	Score
1 A	Stanford	2 3	32 H	St. Mary's (CA)	3 0	55 H	Oregon St.	3 0	101 H	UC Santa Barbara	3 1
1 H	Stanford	0 3	37 A	California	3 1	60 A	Ohio	3 1	124 H	Washington St.	3 0
13 A	Southern California	3 0	37 H	California	2 3	80 A	Utah	3 0	211 N	Houston	3 0
14 H	Washington	3 1	39 A	Arizona St.	3 0	80 H	Utah	3 0	218 N	Toledo	3 0
22 N	Kentucky	3 0	39 H	Arizona St.	3 2	86 A	Portland St.	3 0	274 N	Western Caro.	3 0
23 A	Ohio St.	3 2	45 A	Arizona	3 0	88 A	Colorado	3 0			
			45 H	Arizona	3 0	88 H	Colorado	3 0			
LAST 10 GAMES											
			45 H	Arizona	3 0	88 A	Colorado	3 0			
			39 H	Arizona St.	3 2	39 A	Arizona St.	3 0			
			1 H	Stanford	0 3	45 A	Arizona	3 0			
			37 H	California	2 3	14 H	Washington	3 1			
			80 A	Utah	3 0	124 H	Washington St.	3 0			

Non-Div. I Games:

Oregon

Average RPI Win:	86	WON-LOST	WINNING	LAST 10	STRENGTH OF	OPP. STRENGTH	TEAM	ADJ	CONF.	ADJ CONF.		
Average RPI Loss:	25	RECORD	PCT. RANK	GAMES	SCHEDULE	OF SCHEDULE	RPI	RPI	RPI	RPI		
DIV. I ONLY		24- 3	.88889	8	9- 1	42	19	10	.68125	10	6	6
DIV. I NON-CONF.		9- 1	.9	20	1- 0	52	12	11	.67846	10	6	6
<hr/>												
TOTALS	RPI 1-25	RPI 26-50		W-L RECORDS		RPI 51-100		RPI 101-150		RPI 150+		
24- 3	4- 2	3- 1		OVERALL		9- 0		5- 0		3- 0		
9- 0	2- 0	1- 0		HOME		3- 0		2- 0		1- 0		
12- 2	1- 2	1- 0		AWAY		5- 0		3- 0		2- 0		
3- 1	1- 0	1- 1		NEUTRAL		1- 0		0- 0		0- 0		
9- 1	3- 0	1- 1		NON-CONFERENCE		2- 0		0- 0		3- 0		
3- 0	1- 0	0- 0		HOME		1- 0		0- 0		1- 0		
3- 0	1- 0	0- 0		AWAY		0- 0		0- 0		2- 0		
3- 1	1- 0	1- 1		NEUTRAL		1- 0		0- 0		0- 0		
15- 2	1- 2	2- 0		CONFERENCE		7- 0		5- 0		0- 0		
6- 0	1- 0	1- 0		HOME		2- 0		2- 0		0- 0		
9- 2	0- 2	1- 0		AWAY		5- 0		3- 0		0- 0		
0- 0	0- 0	0- 0		NEUTRAL		0- 0		0- 0		0- 0		
RPI S	Opponent	Score	RPI S	Opponent	Score	RPI S	Opponent	Score	RPI S	Opponent	Score	
11 H	Florida	3 0	28 N	Iowa St.	3 2	52 A	Georgia Tech	3 2	135 A	Virginia	3 1	
16 A	Tennessee	3 0	36 N	Pepperdine	0 3	53 A	Virginia Tech	3 2	135 H	Virginia	3 0	
18 A	North Carolina	1 3	43 A	North Carolina St.	3 0	53 H	Virginia Tech	3 0	143 A	Wake Forest	3 1	
18 H	North Carolina	3 0	43 H	North Carolina St.	3 0	58 H	Georgia	3 1	143 H	Wake Forest	3 1	
21 A	Miami (FL)	1 3				61 A	Clemson	3 0	146 A	Boston College	3 0	
23 N	Ohio St.	3 1				66 A	Duke	3 0	182 H	FIU	3 0	
						66 H	Duke	3 1	211 A	Houston	3 0	
						81 A	Maryland	3 1	221 A	Florida A&M	3 0	
						85 N	Cincinnati	3 0				
<hr/>												
			LAST 10 GAMES									
			143 A Wake Forest 3 1			135 H Virginia 3 0						
			66 A Duke 3 0			11 H Florida 3 0						
			18 A North Carolina 1 3			61 A Clemson 3 0						
			43 A North Carolina St. 3 0			52 A Georgia Tech 3 2						
			53 H Virginia Tech 3 0			81 A Maryland 3 1						

Non-Div. I Games:

Florida St.

Average RPI Win:	100	WON-LOST RECORD	WINNING PCT. RANK	LAST 10 GAMES	STRENGTH OF SCHEDULE	OPP. STRENGTH OF SCHEDULE	TEAM RPI	ADJ RPI	CONF. RPI	ADJ CONF. RPI			
DIV. I ONLY		21- 4	.84	16	8- 2	27	26	11	.67976	11	4	4	
DIV. I NON-CONF.		6- 3	.66667	91	0- 1	12	40	35	.62961	34	4	4	
<hr/>													
TOTALS	RPI 1-25	RPI 26-50		W-L RECORDS		RPI 51-100		RPI 101-150		RPI 150+			
21- 4	5- 4	3- 0		OVERALL		5- 0		2- 0		6- 0			
13- 1	2- 1	2- 0		HOME		3- 0		1- 0		5- 0			
8- 1	3- 1	1- 0		AWAY		2- 0		1- 0		1- 0			
0- 2	0- 2	0- 0		NEUTRAL		0- 0		0- 0		0- 0			
6- 3	0- 3	0- 0		NON-CONFERENCE		1- 0		1- 0		4- 0			
6- 0	0- 0	0- 0		HOME		1- 0		1- 0		4- 0			
0- 1	0- 1	0- 0		AWAY		0- 0		0- 0		0- 0			
0- 2	0- 2	0- 0		NEUTRAL		0- 0		0- 0		0- 0			
15- 1	5- 1	3- 0		CONFERENCE		4- 0		1- 0		2- 0			
7- 1	2- 1	2- 0		HOME		2- 0		0- 0		1- 0			
8- 0	3- 0	1- 0		AWAY		2- 0		1- 0		1- 0			
0- 0	0- 0	0- 0		NEUTRAL		0- 0		0- 0		0- 0			
RPI	S	Opponent	Score	RPI	S	Opponent	Score	RPI	S	Opponent	Score		
1	N	Stanford	1 3	47	A	Missouri	3 0	52	H	Georgia Tech	3 1		
3	N	Texas	0 3	47	H	Missouri	3 0	58	H	Georgia	3 0		
10	A	Florida St.	0 3	49	H	Auburn	3 0	99	A	South Carolina	3 1		
16	H	Tennessee	2 3					100	A	Ole Miss	3 0		
17	A	Texas A&M	3 2					100	H	Ole Miss	3 0		
22	A	Kentucky	3 0							197	H	La.-Lafayette	3 1
22	H	Kentucky	3 2							221	H	Florida A&M	3 0
25	A	Arkansas	3 2							222	H	Jacksonville	3 0
25	H	Arkansas	3 0										
				LAST 10 GAMES									
		100	A	Ole Miss	3	0		10	A	Florida St.	0	3	
		47	A	Missouri	3	0		17	A	Texas A&M	3	2	
		16	H	Tennessee	2	3		102	A	Alabama	3	0	
		58	H	Georgia	3	0		49	H	Auburn	3	0	
		196	H	Mississippi St.	3	0		100	H	Ole Miss	3	0	

Non-Div. I Games:

Florida

Average RPI Win:	95	WON-LOST	WINNING	LAST 10	STRENGTH OF	OPP. STRENGTH	TEAM	ADJ	CONF.	ADJ CONF.				
Average RPI Loss:	16	RECORD	PCT. RANK	GAMES	SCHEDULE	OF SCHEDULE	RPI	RPI	RPI	RPI				
DIV. I ONLY	24- 4	.85714	13	8- 2	48	18	15	.66945	13	2	2			
DIV. I NON-CONF.	12- 0	1	1	0- 0	121	45	20	.65634	19	2	2			
<hr/>														
TOTALS	RPI 1-25	RPI 26-50		W-L RECORDS		RPI 51-100		RPI 101-150		RPI 150+				
24- 4	4- 3	6- 1		OVERALL		5- 0		4- 0		5- 0				
13- 1	3- 1	4- 0		HOME		2- 0		2- 0		2- 0				
7- 3	1- 2	2- 1		AWAY		3- 0		1- 0		0- 0				
4- 0	0- 0	0- 0		NEUTRAL		0- 0		1- 0		3- 0				
12- 0	2- 0	2- 0		NON-CONFERENCE		1- 0		2- 0		5- 0				
6- 0	1- 0	2- 0		HOME		0- 0		1- 0		2- 0				
2- 0	1- 0	0- 0		AWAY		1- 0		0- 0		0- 0				
4- 0	0- 0	0- 0		NEUTRAL		0- 0		1- 0		3- 0				
12- 4	2- 3	4- 1		CONFERENCE		4- 0		2- 0		0- 0				
7- 1	2- 1	2- 0		HOME		2- 0		1- 0		0- 0				
5- 3	0- 2	2- 1		AWAY		2- 0		1- 0		0- 0				
0- 0	0- 0	0- 0		NEUTRAL		0- 0		0- 0		0- 0				
<hr/>														
RPI	S	Opponent	Score		RPI	S	Opponent	Score		RPI	S	Opponent	Score	
1	A	Stanford	0	3	34	H	Notre Dame	3	0	59	A	TCU	3	0
6	H	UCLA	3	1	37	A	California	3	0	80	A	Utah	3	1
9	H	Oregon	0	3	39	A	Arizona St.	0	3	80	H	Utah	3	0
14	A	Washington	0	3	39	H	Arizona St.	3	1	88	A	Colorado	3	0
14	H	Washington	3	2	44	H	UNI	3	0	88	H	Colorado	3	0
17	A	Texas A&M	3	1	45	A	Arizona	3	1					
24	H	San Diego	3	2	45	H	Arizona	3	0					
<hr/>														
LAST 10 GAMES														
88 A Colorado					3	0	14 H Washington					3	2	
80 A Utah					3	1	88 H Colorado					3	0	
45 A Arizona					3	1	80 H Utah					3	0	
39 A Arizona St.					0	3	37 A California					3	0	
124 H Washington St.					3	0	1 A Stanford					0	3	

Non-Div. I Games:

Southern California

Average RPI Win:	86	WON-LOST RECORD	WINNING PCT. RANK		LAST 10 GAMES		STRENGTH OF SCHEDULE		OPP. STRENGTH OF SCHEDULE		TEAM RPI	ADJ RPI	CONF. RPI	ADJ CONF. RPI			
DIV. I ONLY		20- 5	.8	25	5- 5		28		9		14	.66786	14	2	2		
DIV. I NON-CONF.		9- 0	1	1	0- 0		137		36		24	.64645	25	2	2		

TOTALS		RPI 1-25		RPI 26-50		W-L RECORDS		RPI 51-100		RPI 101-150		RPI 150+					
20- 5		3- 5		3- 0		OVERALL		8- 0		2- 0		4- 0					
11- 1		2- 1		1- 0		HOME		4- 0		1- 0		3- 0					
7- 4		0- 4		2- 0		AWAY		3- 0		1- 0		1- 0					
2- 0		1- 0		0- 0		NEUTRAL		1- 0		0- 0		0- 0					
9- 0		1- 0		0- 0		NON-CONFERENCE		3- 0		1- 0		4- 0					
5- 0		0- 0		0- 0		HOME		2- 0		0- 0		3- 0					
2- 0		0- 0		0- 0		AWAY		0- 0		1- 0		1- 0					
2- 0		1- 0		0- 0		NEUTRAL		1- 0		0- 0		0- 0					
11- 5		2- 5		3- 0		CONFERENCE		5- 0		1- 0		0- 0					
6- 1		2- 1		1- 0		HOME		2- 0		1- 0		0- 0					
5- 4		0- 4		2- 0		AWAY		3- 0		0- 0		0- 0					
0- 0		0- 0		0- 0		NEUTRAL		0- 0		0- 0		0- 0					
RPI	S	Opponent		Score		RPI	S	Opponent		Score		RPI	S	Opponent		Score	
1	A	Stanford		1 3		37	A	California		3 2		55	A	Oregon St.		3 0	
1	H	Stanford		2 3		37	H	California		3 0		63	H	Long Beach St.		3 0	
6	A	UCLA		1 3		45	A	Arizona		3 1		75	N	LSU		3 0	
6	H	UCLA		3 2								80	A	Utah		3 1	
9	A	Oregon		1 3								80	H	Utah		3 2	
13	A	Southern California		2 3								86	H	Portland St.		3 0	
13	H	Southern California		3 0								88	A	Colorado		3 0	
20	N	Purdue		3 0								88	H	Colorado		3 0	

Non-Div. I Games:

Washington

Average RPI Win:		95	WON-LOST RECORD		WINNING PCT. RANK		LAST 10 GAMES		STRENGTH OF SCHEDULE		OPP. STRENGTH OF SCHEDULE		TEAM RPI	ADJ RPI		CONF. RPI	ADJ CONF. RPI										
DIV. I ONLY			21- 5		.80769		23		6- 4		20		21		12	.66779		15	3	3							
DIV. I NON-CONF.			13- 0		1		1		0- 0		42		28		5	.69836		5	3	3							
TOTALS		RPI 1-25		RPI 26-50		W-L RECORDS		RPI 51-100		RPI 101-150		RPI 150+															
21- 5		1- 4		4- 1		OVERALL		7- 0		4- 0		5- 0															
12- 2		0- 2		2- 0		HOME		4- 0		3- 0		3- 0															
5- 3		0- 2		1- 1		AWAY		3- 0		0- 0		1- 0															
4- 0		1- 0		1- 0		NEUTRAL		0- 0		1- 0		1- 0															
13- 0		1- 0		3- 0		NON-CONFERENCE		3- 0		3- 0		3- 0															
7- 0		0- 0		1- 0		HOME		2- 0		2- 0		2- 0															
2- 0		0- 0		1- 0		AWAY		1- 0		0- 0		0- 0															
4- 0		1- 0		1- 0		NEUTRAL		0- 0		1- 0		1- 0															
8- 5		0- 4		1- 1		CONFERENCE		4- 0		1- 0		2- 0															
5- 2		0- 2		1- 0		HOME		2- 0		1- 0		1- 0															
3- 3		0- 2		0- 1		AWAY		2- 0		0- 0		1- 0															
0- 0		0- 0		0- 0		NEUTRAL		0- 0		0- 0		0- 0															
RPI	S	Opponent		Score		RPI	S	Opponent		Score		RPI	S	Opponent		Score		RPI	S	Opponent		Score					
3	A	Texas		0 3		27	A	Oklahoma		0 3		51	A	Baylor		3 1		105	H	Texas Tech		3 2					
3	H	Texas		0 3		28	H	Iowa St.		3 0		51	H	Baylor		3 1		107	H	Utah St.		3 0					
7	A	Kansas		1 3		29	N	Dayton		3 0		55	H	Oregon St.		3 2		130	N	Denver		3 0					
7	H	Kansas		1 3		31	A	Creighton		3 0		57	A	Tulsa		3 0		131	H	Oakland		3 0					
8	N	Minnesota		3 2		32	H	St. Mary's (CA)		3 0		59	A	TCU		3 0		166	H	UC Irvine		3 0					
												59	H	TCU		3 0		189	A	West Virginia		3 0					
												89	H	Missouri St.		3 0		189	H	West Virginia		3 0					
																		192	N	Syracuse		3 0					
																		246	H	Neb. Omaha		3 0					
						LAST 10 GAMES																					
						59 H TCU						3 0		105 H Texas Tech						3 2							
						7 H Kansas						1 3		7 A Kansas						1 3							
						3 A Texas						0 3		59 A TCU						3 0							
						51 H Baylor						3 1		3 H Texas						0 3							
						189 A West Virginia						3 0		28 H Iowa St.						3 0							

Non-Div. I Games:

Kansas St.

Average RPI Win:		80	WON-LOST		WINNING	LAST 10		STRENGTH OF		OPP. STRENGTH	TEAM	ADJ		CONF.	ADJ CONF.
Average RPI Loss:		23	RECORD		PCT. RANK	GAMES		SCHEDULE		OF SCHEDULE	RPI	RPI		RPI	RPI
DIV. I ONLY			19-6		.76	39		24		15	19	.66201		16	4
DIV. I NON-CONF.			7-2		.77778	55		20		8	14	.66504		14	4
TOTALS		RPI 1-25		RPI 26-50		W-L RECORDS		RPI 51-100		RPI 101-150		RPI 150+			
19-6		3-5		4-1		OVERALL		7-0		3-0		2-0			
6-3		0-3		2-0		HOME		3-0		1-0		0-0			
10-2		3-1		1-1		AWAY		4-0		1-0		1-0			
3-1		0-1		1-0		NEUTRAL		0-0		1-0		1-0			
7-2		0-2		3-0		NON-CONFERENCE		2-0		1-0		1-0			
2-1		0-1		1-0		HOME		1-0		0-0		0-0			
2-0		0-0		1-0		AWAY		1-0		0-0		0-0			
3-1		0-1		1-0		NEUTRAL		0-0		1-0		1-0			
12-4		3-3		1-1		CONFERENCE		5-0		2-0		1-0			
4-2		0-2		1-0		HOME		2-0		1-0		0-0			
8-2		3-1		0-1		AWAY		3-0		1-0		1-0			
0-0		0-0		0-0		NEUTRAL		0-0		0-0		0-0			
RPI S	Opponent	Score		RPI S	Opponent	Score		RPI S	Opponent	Score		RPI S	Opponent	Score	
10 H	Florida St.	0	3	28 H	Iowa St.	3	2	58 H	Georgia	3	2	102 A	Alabama	3	1
11 A	Florida	3	2	35 N	Colorado St.	3	2	75 A	LSU	3	2	102 H	Alabama	3	0
12 N	BYU	1	3	42 A	Wichita St.	3	2	81 A	Maryland	3	0	146 N	Boston College	3	0
17 A	Texas A&M	3	0	47 A	Missouri	2	3	85 H	Cincinnati	3	1	165 N	George Washington	3	0
22 A	Kentucky	0	3	47 H	Missouri	3	2	99 A	South Carolina	3	0	196 A	Mississippi St.	3	0
22 H	Kentucky	2	3					99 H	South Carolina	3	1				
25 A	Arkansas	3	0					100 A	Ole Miss	3	0				
25 H	Arkansas	1	3												
				LAST 10 GAMES											
				99 A South Carolina				22 H Kentucky				2			
				100 A Ole Miss				17 A Texas A&M				3			
				11 A Florida				25 A Arkansas				3			
				196 A Mississippi St.				75 A LSU				3			
				102 H Alabama				58 H Georgia				3			

Non-Div. I Games:

Tennessee

Average RPI Win:		103	WON-LOST RECORD		WINNING PCT. RANK		LAST 10 GAMES		STRENGTH OF SCHEDULE		OPP. STRENGTH OF SCHEDULE		TEAM RPI	ADJ RPI		CONF. RPI	ADJ CONF. RPI
DIV. I ONLY			21- 5		.80769 23		7- 3		22		52		16	.66194 17		4	4
DIV. I NON-CONF.			8- 1		.88889 23		0- 0		16		156		10	.66745 11		4	4
TOTALS		RPI 1-25		RPI 26-50		W-L RECORDS		RPI 51-100		RPI 101-150		RPI 150+					
21- 5		2- 5		3- 0		OVERALL		7- 0		4- 0		5- 0					
8- 4		1- 4		1- 0		HOME		2- 0		2- 0		2- 0					
9- 1		1- 1		2- 0		AWAY		4- 0		2- 0		0- 0					
4- 0		0- 0		0- 0		NEUTRAL		1- 0		0- 0		3- 0					
8- 1		0- 1		0- 0		NON-CONFERENCE		2- 0		2- 0		4- 0					
2- 1		0- 1		0- 0		HOME		0- 0		1- 0		1- 0					
2- 0		0- 0		0- 0		AWAY		1- 0		1- 0		0- 0					
4- 0		0- 0		0- 0		NEUTRAL		1- 0		0- 0		3- 0					
13- 4		2- 4		3- 0		CONFERENCE		5- 0		2- 0		1- 0					
6- 3		1- 3		1- 0		HOME		2- 0		1- 0		1- 0					
7- 1		1- 1		2- 0		AWAY		3- 0		1- 0		0- 0					
0- 0		0- 0		0- 0		NEUTRAL		0- 0		0- 0		0- 0					
RPI	S	Opponent		Score		RPI	S	Opponent		Score		RPI	S	Opponent		Score	
11	H	Florida		2 3		47	A	Missouri		3 1		58	A	Georgia		3 2	
13	H	Southern California		1 3		49	A	Auburn		3 1		64	N	Xavier		3 0	
16	H	Tennessee		0 3		49	H	Auburn		3 1		72	A	Yale		3 1	
22	A	Kentucky		0 3								75	A	LSU		3 1	
22	H	Kentucky		2 3								99	A	South Carolina		3 0	
25	A	Arkansas		3 2								99	H	South Carolina		3 0	
25	H	Arkansas		3 1								100	H	Ole Miss		3 0	

Non-Div. I Games:

Texas A&M

Average RPI Win:		83	WON-LOST RECORD		WINNING PCT. RANK		LAST 10 GAMES		STRENGTH OF SCHEDULE		OPP. STRENGTH OF SCHEDULE		TEAM RPI		ADJ RPI		CONF. RPI		ADJ CONF. RPI			
DIV. I ONLY			22- 5		.81481		20		31		28		17		.66104		18		6		6	
DIV. I NON-CONF.			9- 1		.9		20		62		20		15		.66008		18		6		6	
TOTALS		RPI 1-25		RPI 26-50		W-L RECORDS		RPI 51-100		RPI 101-150		RPI 150+										
22- 5		2- 3		1- 1		OVERALL		13- 1		5- 0		1- 0										
12- 0		2- 0		0- 0		HOME		7- 0		2- 0		1- 0										
6- 5		0- 3		0- 1		AWAY		3- 1		3- 0		0- 0										
4- 0		0- 0		1- 0		NEUTRAL		3- 0		0- 0		0- 0										
9- 1		0- 1		1- 0		NON-CONFERENCE		6- 0		1- 0		1- 0										
4- 0		0- 0		0- 0		HOME		3- 0		0- 0		1- 0										
1- 1		0- 1		0- 0		AWAY		0- 0		1- 0		0- 0										
4- 0		0- 0		1- 0		NEUTRAL		3- 0		0- 0		0- 0										
13- 4		2- 2		0- 1		CONFERENCE		7- 1		4- 0		0- 0										
8- 0		2- 0		0- 0		HOME		4- 0		2- 0		0- 0										
5- 4		0- 2		0- 1		AWAY		3- 1		2- 0		0- 0										
0- 0		0- 0		0- 0		NEUTRAL		0- 0		0- 0		0- 0										
RPI	S	Opponent		Score		RPI	S	Opponent		Score		RPI	S	Opponent		Score						
10	A	Florida St.		0 3		41	N	Santa Clara		3 2		52	A	Georgia Tech		2 3						
10	H	Florida St.		3 1		43	A	North Carolina St.		1 3		52	H	Georgia Tech		3 0						
21	A	Miami (FL)		1 3								53	A	Virginia Tech		3 0						
21	H	Miami (FL)		3 0								60	H	Ohio		3 2						
22	A	Kentucky		0 3								61	A	Clemson		3 1						
												61	H	Clemson		3 1						
												63	N	Long Beach St.		3 2						
												66	A	Duke		3 1						
												66	H	Duke		3 2						
												69	H	Western Mich.		3 1						
												75	H	LSU		3 0						
												80	N	Utah		3 0						
												81	H	Maryland		3 1						
												96	N	Lipscomb		3 0						
LAST 10 GAMES																						
						61	A	Clemson		3 1		66	A	Duke		3 1						
						52	A	Georgia Tech		2 3		146	H	Boston College		3 0						
						10	H	Florida St.		3 1		81	H	Maryland		3 1						
						21	H	Miami (FL)		3 0		53	A	Virginia Tech		3 0						
						143	A	Wake Forest		3 0		135	A	Virginia		3 2						

Non-Div. I Games:

North Carolina

Average RPI Win: 79		WON-LOST RECORD		WINNING PCT. RANK		LAST 10 GAMES		STRENGTH OF SCHEDULE		OPP. STRENGTH OF SCHEDULE		TEAM RPI		ADJ RPI		CONF. RPI		ADJ CONF. RPI	
DIV. I ONLY		19- 8		.7037 57		6- 4		15		10		21		.65353 20		1		1	
DIV. I NON-CONF.		9- 2		.81818 38		0- 0		38		33		22		.6484 24		1		1	
TOTALS		RPI 1-25		RPI 26-50		W-L RECORDS		RPI 51-100		RPI 101-150		RPI 150+							
19- 8		1- 6		9- 0		OVERALL		3- 0		3- 2		3- 0							
10- 2		0- 1		5- 0		HOME		1- 0		1- 1		3- 0							
8- 4		1- 3		4- 0		AWAY		1- 0		2- 1		0- 0							
1- 2		0- 2		0- 0		NEUTRAL		1- 0		0- 0		0- 0							
9- 2		0- 2		1- 0		NON-CONFERENCE		3- 0		2- 0		3- 0							
6- 0		0- 0		1- 0		HOME		1- 0		1- 0		3- 0							
2- 0		0- 0		0- 0		AWAY		1- 0		1- 0		0- 0							
1- 2		0- 2		0- 0		NEUTRAL		1- 0		0- 0		0- 0							
10- 6		1- 4		8- 0		CONFERENCE		0- 0		1- 2		0- 0							
4- 2		0- 1		4- 0		HOME		0- 0		0- 1		0- 0							
6- 4		1- 3		4- 0		AWAY		0- 0		1- 1		0- 0							
0- 0		0- 0		0- 0		NEUTRAL		0- 0		0- 0		0- 0							
RPI	S	Opponent		Score		RPI	S	Opponent		Score		RPI	S	Opponent		Score			
2	A	Penn St.		0 3		26	A	Michigan		3 2		71	H	Bowling Green		3 0			
4	A	Nebraska		2 3		26	H	Michigan		3 0		75	N	LSU		3 0			
4	H	Nebraska		0 3		38	A	Michigan St.		3 2		85	A	Cincinnati		3 1			
5	N	Louisville		0 3		38	H	Michigan St.		3 2									
8	A	Minnesota		1 3		40	A	Illinois		3 2									
14	N	Washington		0 3		40	H	Illinois		3 2									
23	A	Ohio St.		3 1		44	H	UNI		3 0									
						50	A	Northwestern		3 0									
						50	H	Northwestern		3 1									
LAST 10 GAMES																			
		4 A Nebraska		2 3				26 H Michigan		3 0									
		125 A Iowa		3 0				8 A Minnesota		1 3									
		50 A Northwestern		3 0				104 A Indiana		1 3									
		40 A Illinois		3 2				23 A Ohio St.		3 1									
		38 H Michigan St.		3 2				2 A Penn St.		0 3									

Non-Div. I Games:

Purdue

Average RPI Win:	98	WON-LOST	WINNING	LAST 10	STRENGTH OF	OPP. STRENGTH	TEAM	ADJ	CONF.	ADJ CONF.							
Average RPI Loss:	44	RECORD	PCT. RANK	GAMES	SCHEDULE	OF SCHEDULE	RPI	RPI	RPI	RPI							
DIV. I ONLY		23- 4	.85185	14	9- 1	56	32	20	.65348	21	6	6					
DIV. I NON-CONF.		8- 2	.8	47	0- 0	75	50	41	.61723	41	6	6					
<hr/>																	
TOTALS	RPI 1-25	RPI 26-50		W-L RECORDS		RPI 51-100		RPI 101-150		RPI 150+							
23- 4	2- 2	2- 0		OVERALL		9- 2		7- 0		3- 0							
11- 0	2- 0	1- 0		HOME		3- 0		4- 0		1- 0							
8- 4	0- 2	1- 0		AWAY		4- 2		3- 0		0- 0							
4- 0	0- 0	0- 0		NEUTRAL		2- 0		0- 0		2- 0							
<hr/>																	
8- 2	0- 1	0- 0		NON-CONFERENCE		3- 1		2- 0		3- 0							
4- 0	0- 0	0- 0		HOME		1- 0		2- 0		1- 0							
0- 2	0- 1	0- 0		AWAY		0- 1		0- 0		0- 0							
4- 0	0- 0	0- 0		NEUTRAL		2- 0		0- 0		2- 0							
<hr/>																	
15- 2	2- 1	2- 0		CONFERENCE		6- 1		5- 0		0- 0							
7- 0	2- 0	1- 0		HOME		2- 0		2- 0		0- 0							
8- 2	0- 1	1- 0		AWAY		4- 1		3- 0		0- 0							
0- 0	0- 0	0- 0		NEUTRAL		0- 0		0- 0		0- 0							
<hr/>																	
RPI S	Opponent	Score		RPI S	Opponent	Score		RPI S	Opponent	Score							
5 A	Louisville	1	3	43 A	North Carolina St.	3	1	52 A	Georgia Tech	3	0	111 H	Samford	3	1		
10 H	Florida St.	3	1	43 H	North Carolina St.	3	1	53 A	Virginia Tech	0	3	127 H	Rutgers	3	0		
18 A	North Carolina	0	3					53 H	Virginia Tech	3	0	135 A	Virginia	3	0		
18 H	North Carolina	3	1					55 N	Oregon St.	3	1	135 H	Virginia	3	0		
								61 A	Clemson	3	2	143 A	Wake Forest	3	0		
								66 A	Duke	3	2	143 H	Wake Forest	3	0		
								66 H	Duke	3	1	146 A	Boston College	3	2		
								81 A	Maryland	3	0	173 N	Middle Tenn.	3	1		
								82 N	UNLV	3	1	200 H	Wofford	3	0		
								98 A	Illinois St.	1	3	216 N	Presbyterian	3	0		
								100 H	Ole Miss	3	2						
<hr/>																	
LAST 10 GAMES																	
66 A Duke													3	2	53 H Virginia Tech	3	0
143 A Wake Forest													3	0	52 A Georgia Tech	3	0
43 A North Carolina St.													3	1	61 A Clemson	3	2
18 A North Carolina													0	3	146 A Boston College	3	2
135 H Virginia													3	0	81 A Maryland	3	0

Non-Div. I Games:

Miami (FL)

Average RPI Win:	80	WON-LOST RECORD	WINNING PCT. RANK	LAST 10 GAMES	STRENGTH OF SCHEDULE	OPP. STRENGTH OF SCHEDULE	TEAM RPI	ADJ RPI	CONF. RPI	ADJ CONF. RPI	
DIV. I ONLY		17- 10	.62963	102	7- 3	12	24	.65021	22	4	4
DIV. I NON-CONF.		6- 4	.6	122	0- 0	13	25	.64864	23	4	4
<hr/>											
TOTALS	RPI 1-25	RPI 26-50		W-L RECORDS		RPI 51-100		RPI 101-150		RPI 150+	
17- 10	5- 7	1- 1		OVERALL		8- 1		1- 1		2- 0	
10- 2	3- 2	1- 0		HOME		5- 0		0- 0		1- 0	
5- 6	2- 4	0- 0		AWAY		3- 1		0- 1		0- 0	
2- 2	0- 1	0- 1		NEUTRAL		0- 0		1- 0		1- 0	
6- 4	1- 3	0- 1		NON-CONFERENCE		3- 0		1- 0		1- 0	
3- 0	1- 0	0- 0		HOME		2- 0		0- 0		0- 0	
1- 2	0- 2	0- 0		AWAY		1- 0		0- 0		0- 0	
2- 2	0- 1	0- 1		NEUTRAL		0- 0		1- 0		1- 0	
11- 6	4- 4	1- 0		CONFERENCE		5- 1		0- 1		1- 0	
7- 2	2- 2	1- 0		HOME		3- 0		0- 0		1- 0	
4- 4	2- 2	0- 0		AWAY		2- 1		0- 1		0- 0	
0- 0	0- 0	0- 0		NEUTRAL		0- 0		0- 0		0- 0	
RPI S	Opponent	Score		RPI S	Opponent	Score		RPI S	Opponent	Score	
4 A	Nebraska	1	3	27 N	Oklahoma	1	3	58 A	Georgia	3	2
5 A	Louisville	1	3	49 H	Auburn	3	1	60 A	Ohio	3	1
9 N	Oregon	0	3					63 H	Long Beach St.	3	1
11 A	Florida	2	3					75 A	LSU	2	3
11 H	Florida	0	3					75 H	LSU	3	0
16 A	Tennessee	3	2					96 H	Lipscomb	3	2
16 H	Tennessee	3	0					99 H	South Carolina	3	0
17 A	Texas A&M	3	2					100 A	Ole Miss	3	0
17 H	Texas A&M	3	0					100 H	Ole Miss	3	1
18 H	North Carolina	3	0								
25 A	Arkansas	2	3								
25 H	Arkansas	0	3								
				LAST 10 GAMES							
				25 A	Arkansas	2	3	16 A	Tennessee	3	2
				102 A	Alabama	1	3	75 H	LSU	3	0
				99 H	South Carolina	3	0	25 H	Arkansas	0	3
				100 H	Ole Miss	3	1	17 H	Texas A&M	3	0
				58 A	Georgia	3	2	196 H	Mississippi St.	3	0

Non-Div. I Games:

Kentucky

Average RPI Win:		93	WON-LOST RECORD		WINNING PCT. RANK		LAST 10 GAMES		STRENGTH OF SCHEDULE		OPP. STRENGTH OF SCHEDULE		TEAM RPI		ADJ RPI		CONF. RPI		ADJ CONF. RPI				
DIV. I ONLY			20- 5		.8 25		7- 3		61		14		23		.64587 24		5 5						
DIV. I NON-CONF.			8- 2		.8 47		0- 0		67		6		33		.63644 31		5 5						
TOTALS		RPI 1-25		RPI 26-50		W-L RECORDS		RPI 51-100		RPI 101-150		RPI 150+											
20- 5		0- 3		7- 2		OVERALL		6- 0		1- 0		6- 0											
9- 1		0- 0		3- 1		HOME		3- 0		1- 0		2- 0											
7- 4		0- 3		3- 1		AWAY		2- 0		0- 0		2- 0											
4- 0		0- 0		1- 0		NEUTRAL		1- 0		0- 0		2- 0											
8- 2		0- 2		1- 0		NON-CONFERENCE		4- 0		1- 0		2- 0											
3- 0		0- 0		0- 0		HOME		2- 0		1- 0		0- 0											
1- 2		0- 2		0- 0		AWAY		1- 0		0- 0		0- 0											
4- 0		0- 0		1- 0		NEUTRAL		1- 0		0- 0		2- 0											
12- 3		0- 1		6- 2		CONFERENCE		2- 0		0- 0		4- 0											
6- 1		0- 0		3- 1		HOME		1- 0		0- 0		2- 0											
6- 2		0- 1		3- 1		AWAY		1- 0		0- 0		2- 0											
0- 0		0- 0		0- 0		NEUTRAL		0- 0		0- 0		0- 0											
RPI	S	Opponent		Score		RPI	S	Opponent		Score		RPI	S	Opponent		Score		RPI	S	Opponent		Score	
3	A	Texas		0	3	32	A	St. Mary's (CA)		2	3	54	A	San Francisco		3	2	101	H	UC Santa Barbara		3	1
12	A	BYU		1	3	32	H	St. Mary's (CA)		3	1	54	H	San Francisco		3	1	157	A	Portland		3	1
13	A	Southern California		2	3	34	N	Notre Dame		3	2	63	A	Long Beach St.		3	0	157	H	Portland		3	1
						36	A	Pepperdine		3	1	72	H	Yale		3	0	170	A	Gonzaga		3	0
						36	H	Pepperdine		3	2	74	H	Fresno St.		3	0	170	H	Gonzaga		3	1
						41	A	Santa Clara		3	1	75	N	LSU		3	0	217	N	Cal Poly		3	0
						41	H	Santa Clara		2	3							217	N	Cal Poly		3	0
						48	A	Loyola Marymount		3	1												
						48	H	Loyola Marymount		3	0												
						LAST 10 GAMES																	
						170	A	Gonzaga		3	0	32	A	St. Mary's (CA)		2	3						
						157	A	Portland		3	1	54	A	San Francisco		3	2						
						36	H	Pepperdine		3	2	48	H	Loyola Marymount		3	0						
						12	A	BYU		1	3	170	H	Gonzaga		3	1						
						41	H	Santa Clara		2	3	36	A	Pepperdine		3	1						

Non-Div. I Games:

San Diego

Average RPI Win:	107	WON-LOST RECORD	WINNING PCT. RANK	LAST 10 GAMES	STRENGTH OF SCHEDULE	OPP. STRENGTH OF SCHEDULE	TEAM RPI	ADJ RPI	CONF. RPI	ADJ CONF. RPI
DIV. I ONLY		19- 8	.7037 57	6- 4	17	33	25	.64532 25	4	4
DIV. I NON-CONF.		9- 2	.81818 38	0- 0	53	76	31	.63577 33	4	4
<hr/>										
TOTALS	RPI 1-25	RPI 26-50		W-L RECORDS	RPI 51-100		RPI 101-150		RPI 150+	
19- 8	4- 5	2- 3		OVERALL	4- 0		5- 0		4- 0	
12- 4	2- 3	2- 1		HOME	2- 0		4- 0		2- 0	
5- 4	2- 2	0- 2		AWAY	2- 0		0- 0		1- 0	
2- 0	0- 0	0- 0		NEUTRAL	0- 0		1- 0		1- 0	
9- 2	1- 0	0- 2		NON-CONFERENCE	1- 0		4- 0		3- 0	
7- 1	1- 0	0- 1		HOME	1- 0		3- 0		2- 0	
0- 1	0- 0	0- 1		AWAY	0- 0		0- 0		0- 0	
2- 0	0- 0	0- 0		NEUTRAL	0- 0		1- 0		1- 0	
10- 6	3- 5	2- 1		CONFERENCE	3- 0		1- 0		1- 0	
5- 3	1- 3	2- 0		HOME	1- 0		1- 0		0- 0	
5- 3	2- 2	0- 1		AWAY	2- 0		0- 0		1- 0	
0- 0	0- 0	0- 0		NEUTRAL	0- 0		0- 0		0- 0	
<hr/>										
RPI S	Opponent	Score		RPI S	Opponent	Score		RPI S	Opponent	Score
7 H	Kansas	3	1	26 A	Michigan	2	3	57 H	Tulsa	3 0
11 A	Florida	0	3	27 H	Oklahoma	1	3	58 A	Georgia	3 0
11 H	Florida	2	3	47 H	Missouri	3	0	75 H	LSU	3 1
16 A	Tennessee	3	1	49 A	Auburn	2	3	100 A	Ole Miss	3 1
16 H	Tennessee	0	3	49 H	Auburn	3	0			
17 A	Texas A&M	1	3							
17 H	Texas A&M	2	3							
22 A	Kentucky	3	0							
22 H	Kentucky	3	2							
<hr/>										
LAST 10 GAMES										
22 H Kentucky				3	2	196 A Mississippi St.		3	0	
17 A Texas A&M				1	3	22 A Kentucky		3	0	
49 A Auburn				2	3	16 H Tennessee		0	3	
47 H Missouri				3	0	17 H Texas A&M		2	3	
102 H Alabama				3	2	100 A Ole Miss		3	1	
<hr/>										

Non-Div. I Games:

Arkansas

Average RPI Win:		98	WON-LOST RECORD		WINNING PCT. RANK		LAST 10 GAMES		STRENGTH OF SCHEDULE		OPP. STRENGTH OF SCHEDULE		TEAM RPI		ADJ RPI		CONF. RPI		ADJ CONF. RPI	
DIV. I ONLY			21- 9		.7 61		7- 3		25		20		29		.64486 26		1		1	
DIV. I NON-CONF.			12- 2		.85714 28		0- 0		45		55		18		.66047 17		1		1	
TOTALS		RPI 1-25		RPI 26-50		W-L RECORDS		RPI 51-100		RPI 101-150		RPI 150+								
21- 9		3- 5		4- 3		OVERALL		4- 1		6- 0		4- 0								
12- 4		3- 2		2- 2		HOME		3- 0		3- 0		1- 0								
3- 5		0- 3		1- 1		AWAY		0- 1		2- 0		0- 0								
6- 0		0- 0		1- 0		NEUTRAL		1- 0		1- 0		3- 0								
12- 2		1- 0		2- 2		NON-CONFERENCE		3- 0		2- 0		4- 0								
5- 1		1- 0		0- 1		HOME		2- 0		1- 0		1- 0								
1- 1		0- 0		1- 1		AWAY		0- 0		0- 0		0- 0								
6- 0		0- 0		1- 0		NEUTRAL		1- 0		1- 0		3- 0								
9- 7		2- 5		2- 1		CONFERENCE		1- 1		4- 0		0- 0								
7- 3		2- 2		2- 1		HOME		1- 0		2- 0		0- 0								
2- 4		0- 3		0- 0		AWAY		0- 1		2- 0		0- 0								
0- 0		0- 0		0- 0		NEUTRAL		0- 0		0- 0		0- 0								
RPI	S	Opponent		Score		RPI	S	Opponent		Score		RPI	S	Opponent		Score				
2	H	Penn St.		2 3		30	H	Western Ky.		2 3		53	N	Virginia Tech		3 2				
4	A	Nebraska		1 3		33	A	Marquette		1 3		65	A	Wisconsin		0 3				
4	H	Nebraska		3 2		38	H	Michigan St.		0 3		65	H	Wisconsin		3 0				
8	A	Minnesota		1 3		40	H	Illinois		3 0		66	H	Duke		3 2				
8	H	Minnesota		3 0		44	N	UNI		3 1		95	H	Eastern Mich.		3 0				
20	A	Purdue		0 3		47	A	Missouri		3 0										
20	H	Purdue		2 3		50	H	Northwestern		3 0										
25	H	Arkansas		3 2																
						LAST 10 GAMES														
						8 H Minnesota						20 A Purdue								
						65 H Wisconsin						2 H Penn St.								
						125 H Iowa						38 H Michigan St.								
						4 H Nebraska						50 H Northwestern								
						104 A Indiana						40 H Illinois								

Non-Div. I Games:

Michigan

Average RPI Win:		103	WON-LOST RECORD		WINNING PCT. RANK		LAST 10 GAMES		STRENGTH OF SCHEDULE		OPP. STRENGTH OF SCHEDULE		TEAM RPI		ADJ RPI		CONF. RPI		ADJ CONF. RPI	
DIV. I ONLY			19- 9		.67857 69		6- 4		13		30		28		.63647 27		3		3	
DIV. I NON-CONF.			11- 4		.73333 63		0- 0		29		30		32		.63842 29		3		3	
TOTALS		RPI 1-25		RPI 26-50		W-L RECORDS		RPI 51-100		RPI 101-150		RPI 150+								
19- 9		3- 4		0- 4		OVERALL		6- 1		4- 0		6- 0								
10- 4		1- 2		0- 2		HOME		4- 0		2- 0		3- 0								
5- 5		1- 2		0- 2		AWAY		2- 1		1- 0		1- 0								
4- 0		1- 0		0- 0		NEUTRAL		0- 0		1- 0		2- 0								
11- 4		2- 1		0- 2		NON-CONFERENCE		3- 1		2- 0		4- 0								
6- 1		0- 0		0- 1		HOME		3- 0		1- 0		2- 0								
1- 3		1- 1		0- 1		AWAY		0- 1		0- 0		0- 0								
4- 0		1- 0		0- 0		NEUTRAL		0- 0		1- 0		2- 0								
8- 5		1- 3		0- 2		CONFERENCE		3- 0		2- 0		2- 0								
4- 3		1- 2		0- 1		HOME		1- 0		1- 0		1- 0								
4- 2		0- 1		0- 1		AWAY		2- 0		1- 0		1- 0								
0- 0		0- 0		0- 0		NEUTRAL		0- 0		0- 0		0- 0								
RPI	S	Opponent		Score		RPI	S	Opponent		Score		RPI	S	Opponent		Score				
3	A	Texas		0 3		28	A	Iowa St.		0 3		51	A	Baylor		3 1				
3	H	Texas		0 3		28	H	Iowa St.		0 3		51	H	Baylor		3 0				
4	A	Nebraska		0 3		35	A	Colorado St.		1 3		57	H	Tulsa		3 2				
7	H	Kansas		2 3		42	H	Wichita St.		1 3		59	A	TCU		3 0				
15	H	Kansas St.		3 0								69	H	Western Mich.		3 0				
22	N	Kentucky		3 1								89	H	Missouri St.		3 1				
25	A	Arkansas		3 1								92	A	Northern Colo.		2 3				

Non-Div. I Games:

Oklahoma

Average RPI Win:	86	WON-LOST RECORD	WINNING PCT. RANK	LAST 10 GAMES	STRENGTH OF SCHEDULE	OPP. STRENGTH OF SCHEDULE	TEAM RPI	ADJ RPI	CONF. RPI	ADJ CONF. RPI	
DIV. I ONLY		16- 7	.69565 64	8- 2	34	3	30	.63607 28	3	3	
DIV. I NON-CONF.		7- 4	.63636 107	1- 0	107	4	76	.58043 67	3	3	
<hr/>											
TOTALS	RPI 1-25	RPI 26-50		W-L RECORDS	RPI 51-100		RPI 101-150		RPI 150+		
16- 7	2- 5	4- 1		OVERALL	4- 0		4- 0		2- 1		
10- 1	2- 0	2- 0		HOME	2- 0		2- 0		2- 1		
5- 5	0- 4	2- 1		AWAY	1- 0		2- 0		0- 0		
1- 1	0- 1	0- 0		NEUTRAL	1- 0		0- 0		0- 0		
7- 4	1- 2	2- 1		NON-CONFERENCE	1- 0		2- 0		1- 1		
4- 1	1- 0	1- 0		HOME	0- 0		1- 0		1- 1		
2- 2	0- 1	1- 1		AWAY	0- 0		1- 0		0- 0		
1- 1	0- 1	0- 0		NEUTRAL	1- 0		0- 0		0- 0		
9- 3	1- 3	2- 0		CONFERENCE	3- 0		2- 0		1- 0		
6- 0	1- 0	1- 0		HOME	2- 0		1- 0		1- 0		
3- 3	0- 3	1- 0		AWAY	1- 0		1- 0		0- 0		
0- 0	0- 0	0- 0		NEUTRAL	0- 0		0- 0		0- 0		
<hr/>											
RPI S	Opponent	Score		RPI S	Opponent	Score		RPI S	Opponent	Score	
3 A	Texas	2	3	27 A	Oklahoma	3	0	51 H	Baylor	3	1
4 H	Nebraska	3	1	27 H	Oklahoma	3	0	59 A	TCU	3	0
7 A	Kansas	2	3	40 A	Illinois	0	3	59 H	TCU	3	0
7 H	Kansas	3	1	40 A	Illinois	3	2	85 N	Cincinnati	3	0
10 N	Florida St.	2	3	44 H	UNI	3	1				
15 A	Kansas St.	0	3								
16 A	Tennessee	2	3								

Non-Div. I Games:

Iowa St.

Average RPI Win: 143		WON-LOST RECORD		WINNING PCT. RANK		LAST 10 GAMES		STRENGTH OF SCHEDULE		OPP. STRENGTH OF SCHEDULE		TEAM RPI		ADJ RPI		CONF. RPI		ADJ CONF. RPI	
DIV. I ONLY		23- 4		.85185 14		10- 0		67		74		26		.63585 29		14		14	
DIV. I NON-CONF.		9- 4		.69231 81		1- 0		46		11		39		.62347 36		13		15	
TOTALS		RPI 1-25		RPI 26-50		W-L RECORDS		RPI 51-100		RPI 101-150		RPI 150+							
23- 4		0- 3		2- 1		OVERALL		7- 0		4- 0		10- 0							
11- 0		0- 0		2- 0		HOME		3- 0		2- 0		4- 0							
9- 1		0- 0		0- 1		AWAY		4- 0		1- 0		4- 0							
3- 3		0- 3		0- 0		NEUTRAL		0- 0		1- 0		2- 0							
9- 4		0- 3		2- 1		NON-CONFERENCE		4- 0		1- 0		2- 0							
4- 0		0- 0		2- 0		HOME		2- 0		0- 0		0- 0							
2- 1		0- 0		0- 1		AWAY		2- 0		0- 0		0- 0							
3- 3		0- 3		0- 0		NEUTRAL		0- 0		1- 0		2- 0							
14- 0		0- 0		0- 0		CONFERENCE		3- 0		3- 0		8- 0							
7- 0		0- 0		0- 0		HOME		1- 0		2- 0		4- 0							
7- 0		0- 0		0- 0		AWAY		2- 0		1- 0		4- 0							
0- 0		0- 0		0- 0		NEUTRAL		0- 0		0- 0		0- 0							
RPI S	Opponent		Score		RPI S	Opponent		Score		RPI S	Opponent		Score		RPI S	Opponent		Score	
8 N	Minnesota		0 3		30 A	Western Ky.		1 3		57 A	Tulsa		3 0		108 H	Duquesne		3 0	
15 N	Kansas St.		0 3		36 H	Pepperdine		3 1		60 H	Ohio		3 1		119 N	Oral Roberts		3 0	
23 N	Ohio St.		2 3		40 H	Illinois		3 0		62 A	VCU		3 0		145 A	Butler		3 1	
										64 A	Xavier		3 1		145 H	Butler		3 1	
										64 H	Xavier		3 1		165 H	George Washington		3 0	
										85 H	Cincinnati		3 0		179 A	Saint Louis		3 0	
										89 A	Missouri St.		3 0		179 H	Saint Louis		3 0	
															180 A	Temple		3 0	
															184 N	Austin Peay		3 0	
															223 H	Rhode Island		3 0	
															230 A	Charlotte		3 0	
															273 H	Fordham		3 0	
															296 A	La Salle		3 0	
															302 N	Tennessee Tech		3 0	
					LAST 10 GAMES														

Non-Div. I Games:

Dayton

Average RPI Win:		158	WON-LOST RECORD		WINNING PCT. RANK		LAST 10 GAMES		STRENGTH OF SCHEDULE		OPP. STRENGTH OF SCHEDULE		TEAM RPI		ADJ RPI		CONF. RPI		ADJ CONF. RPI				
DIV. I ONLY			29- 3		.90625	5	10- 0		98		89	27	.63151	30	15	15							
DIV. I NON-CONF.			14- 3		.82353	37	0- 0		37		32	21	.65155	21	12	12							
TOTALS		RPI 1-25		RPI 26-50		W-L RECORDS		RPI 51-100		RPI 101-150		RPI 150+											
29- 3		0- 3		2- 0		OVERALL		5- 0		5- 0		17- 0											
12- 1		0- 1		1- 0		HOME		1- 0		2- 0		8- 0											
12- 1		0- 1		1- 0		AWAY		1- 0		2- 0		8- 0											
5- 1		0- 1		0- 0		NEUTRAL		3- 0		1- 0		1- 0											
14- 3		0- 3		2- 0		NON-CONFERENCE		5- 0		3- 0		4- 0											
5- 1		0- 1		1- 0		HOME		1- 0		1- 0		2- 0											
4- 1		0- 1		1- 0		AWAY		1- 0		1- 0		1- 0											
5- 1		0- 1		0- 0		NEUTRAL		3- 0		1- 0		1- 0											
15- 0		0- 0		0- 0		CONFERENCE		0- 0		2- 0		13- 0											
7- 0		0- 0		0- 0		HOME		0- 0		1- 0		6- 0											
8- 0		0- 0		0- 0		AWAY		0- 0		1- 0		7- 0											
0- 0		0- 0		0- 0		NEUTRAL		0- 0		0- 0		0- 0											
RPI	S	Opponent		Score		RPI	S	Opponent		Score		RPI	S	Opponent		Score							
2	N	Penn St.		0	3	26	A	Michigan		3	2	66	N	Duke		3	1	114	H	IUPUI	3	0	
5	A	Louisville		1	3	29	H	Dayton		3	1	73	N	Morehead St.		3	0	118	A	North Texas	3	0	
23	H	Ohio St.		1	3							85	A	Cincinnati		3	1	122	H	Arkansas St.	3	0	
												95	N	Eastern Mich.		3	1	135	A	Virginia	3	1	
												96	H	Lipscomb		3	0	136	N	Delaware	3	0	
														151 A Troy				151	A	Troy	3	0	
														151 H Troy				151	H	Troy	3	0	
														162 H UALR				162	H	UALR	3	0	
														173 A Middle Tenn.				173	A	Middle Tenn.	3	0	
														173 H Middle Tenn.				173	H	Middle Tenn.	3	0	
														182 A FIU				182	A	FIU	3	1	
														182 H FIU				182	H	FIU	3	0	
														183 A Belmont				183	A	Belmont	3	0	
														184 H Austin Peay				184	H	Austin Peay	3	0	
														197 A La.-Lafayette				197	A	La.-Lafayette	3	0	
														202 N Lehigh				202	N	Lehigh	3	0	
														207 A South Ala.				207	A	South Ala.	3	0	
														207 H South Ala.				207	H	South Ala.	3	0	
														259 A La.-Monroe				259	A	La.-Monroe	3	0	
														281 A Fla. Atlantic				281	A	Fla. Atlantic	3	0	
														281 H Fla. Atlantic				281	H	Fla. Atlantic	3	0	
														302 H Tennessee Tech				302	H	Tennessee Tech	3	0	
						LAST 10 GAMES																	
								173 H Middle Tenn.		3	0			162 H UALR		3	0						
								207 A South Ala.		3	0			122 H Arkansas St.		3	0						
								151 A Troy		3	0			281 H Fla. Atlantic		3	0						
								281 A Fla. Atlantic		3	0			182 H FIU		3	0						
								182 A FIU		3	1			259 A La.-Monroe		3	0						

Non-Div. I Games:

Western Ky.

Average RPI Win: 149		WON-LOST	WINNING	LAST 10	STRENGTH OF		OPP. STRENGTH	TEAM	ADJ	CONF.	ADJ CONF.
Average RPI Loss: 33		RECORD	PCT. RANK	GAMES	SCHEDULE		OF SCHEDULE	RPI	RPI	RPI	RPI
DIV. I ONLY		24- 3	.88889	8	10- 0		104	92	31	.6244	31
DIV. I NON-CONF.		9- 2	.81818	38	0- 0		40	42	23	.64465	26
TOTALS		RPI 1-25	RPI 26-50		W-L RECORDS		RPI 51-100		RPI 101-150		RPI 150+
24- 3		0- 2	3- 0		OVERALL		7- 1		3- 0		11- 0
12- 1		0- 1	2- 0		HOME		3- 0		1- 0		6- 0
8- 2		0- 1	1- 0		AWAY		2- 1		1- 0		4- 0
4- 0		0- 0	0- 0		NEUTRAL		2- 0		1- 0		1- 0
9- 2		0- 2	0- 0		NON-CONFERENCE		3- 0		3- 0		3- 0
3- 1		0- 1	0- 0		HOME		0- 0		1- 0		2- 0
2- 1		0- 1	0- 0		AWAY		1- 0		1- 0		0- 0
4- 0		0- 0	0- 0		NEUTRAL		2- 0		1- 0		1- 0
15- 1		0- 0	3- 0		CONFERENCE		4- 1		0- 0		8- 0
9- 0		0- 0	2- 0		HOME		3- 0		0- 0		4- 0
6- 1		0- 0	1- 0		AWAY		1- 1		0- 0		4- 0
0- 0		0- 0	0- 0		NEUTRAL		0- 0		0- 0		0- 0
RPI S	Opponent	Score	RPI S	Opponent	Score	RPI S	Opponent	Score	RPI S	Opponent	Score
7 A	Kansas	2 3	42 H	Wichita St.	3 1	57 N	Tulsa	3 1	126 A	South Fla.	3 0
15 H	Kansas St.	0 3	44 A	UNI	3 2	65 N	Wisconsin	3 1	129 N	Ball St.	3 0
			44 H	UNI	3 1	78 A	Southern Ill.	1 3	130 H	Denver	3 1
						78 H	Southern Ill.	3 1	156 H	South Dakota	3 1
						89 H	Missouri St.	3 2	185 N	UCF	3 1
						92 A	Northern Colo.	3 0	192 H	Syracuse	3 0
						98 A	Illinois St.	3 0	205 A	Evansville	3 1
						98 H	Illinois St.	3 1	205 H	Evansville	3 0
									234 A	Bradley	3 1
									234 H	Bradley	3 1
									253 A	Drake	3 0
									253 H	Drake	3 0
									288 A	Indiana St.	3 0
									288 H	Indiana St.	3 0
			LAST 10 GAMES								
			98 H	Illinois St.	3 1	205 H	Evansville	3 0			
			288 H	Indiana St.	3 0	253 A	Drake	3 0			
			44 A	UNI	3 2	288 A	Indiana St.	3 0			
			234 A	Bradley	3 1	98 A	Illinois St.	3 0			
			78 H	Southern Ill.	3 1	234 H	Bradley	3 1			

Non-Div. I Games:

Creighton

Average RPI Win:	118	WON-LOST	WINNING	LAST 10	STRENGTH OF	OPP. STRENGTH	TEAM	ADJ	CONF.	ADJ CONF.	
Average RPI Loss:	20	RECORD	PCT. RANK	GAMES	SCHEDULE	OF SCHEDULE	RPI	RPI	RPI	RPI	
DIV. I ONLY	15- 10	.6	111	7- 3	12	28	35	.62376	32	5	5
DIV. I NON-CONF.	5- 6	.45455	189	0- 0	8	16	55	.59052	52	5	5
<hr/>											
TOTALS	RPI 1-25	RPI 26-50		W-L RECORDS		RPI 51-100		RPI 101-150		RPI 150+	
15- 10	2- 7	3- 3		OVERALL		1- 0		2- 0		7- 0	
6- 2	2- 1	1- 1		HOME		1- 0		0- 0		2- 0	
5- 7	0- 5	2- 2		AWAY		0- 0		0- 0		3- 0	
4- 1	0- 1	0- 0		NEUTRAL		0- 0		2- 0		2- 0	
5- 6	0- 5	0- 1		NON-CONFERENCE		0- 0		2- 0		3- 0	
0- 1	0- 1	0- 0		HOME		0- 0		0- 0		0- 0	
1- 4	0- 3	0- 1		AWAY		0- 0		0- 0		1- 0	
4- 1	0- 1	0- 0		NEUTRAL		0- 0		2- 0		2- 0	
10- 4	2- 2	3- 2		CONFERENCE		1- 0		0- 0		4- 0	
6- 1	2- 0	1- 1		HOME		1- 0		0- 0		2- 0	
4- 3	0- 2	2- 1		AWAY		0- 0		0- 0		2- 0	
0- 0	0- 0	0- 0		NEUTRAL		0- 0		0- 0		0- 0	
RPI S	Opponent	Score	RPI S	Opponent	Score	RPI S	Opponent	Score	RPI S	Opponent	Score
1 H	Stanford	1 3	36 A	Pepperdine	1 3	54 H	San Francisco	3 0	107 N	Utah St.	3 0
1 N	Stanford	0 3	36 H	Pepperdine	3 2				149 N	Albany (NY)	3 1
9 A	Oregon	0 3	37 A	California	1 3				154 N	Boise St.	3 0
12 A	BYU	0 3	41 A	Santa Clara	3 0				157 A	Portland	3 0
12 H	BYU	3 1	48 A	Loyola Marymount	3 1				157 H	Portland	3 0
15 A	Kansas St.	0 3	48 H	Loyola Marymount	0 3				170 A	Gonzaga	3 0
19 A	Hawaii	1 3							170 H	Gonzaga	3 0
24 A	San Diego	1 3							191 A	Sacramento St.	3 0
24 H	San Diego	3 2							304 N	Morgan St.	3 0
<hr/>											
LAST 10 GAMES											
157 A Portland 3 0						24 H San Diego 3 2					
170 A Gonzaga 3 0						12 A BYU 0 3					
36 A Pepperdine 1 3						170 H Gonzaga 3 0					
54 H San Francisco 3 0						48 A Loyola Marymount 3 1					
41 A Santa Clara 3 0						24 A San Diego 1 3					

Non-Div. I Games:

St. Mary's (CA)

Average RPI Win: 137		WON-LOST	WINNING	LAST 10	STRENGTH OF		OPP. STRENGTH	TEAM	ADJ	CONF.	ADJ CONF.
Average RPI Loss: 37		RECORD	PCT. RANK	GAMES	SCHEDULE		OF SCHEDULE	RPI	RPI	RPI	RPI
DIV. I ONLY		24- 5	.82759	18	85		67	32	.62323	33	8
DIV. I NON-CONF.		11- 3	.78571	51	151		48	61	.58601	58	9
TOTALS		RPI 1-25	RPI 26-50		W-L RECORDS		RPI 51-100		RPI 101-150		RPI 150+
24- 5	0- 2	3- 2		OVERALL		5- 1		8- 0		8- 0	
14- 4	0- 1	2- 2		HOME		3- 1		6- 0		3- 0	
8- 1	0- 1	1- 0		AWAY		1- 0		2- 0		4- 0	
2- 0	0- 0	0- 0		NEUTRAL		1- 0		0- 0		1- 0	
11- 3	0- 0	1- 2		NON-CONFERENCE		4- 1		2- 0		4- 0	
7- 3	0- 0	1- 2		HOME		2- 1		2- 0		2- 0	
2- 0	0- 0	0- 0		AWAY		1- 0		0- 0		1- 0	
2- 0	0- 0	0- 0		NEUTRAL		1- 0		0- 0		1- 0	
13- 2	0- 2	2- 0		CONFERENCE		1- 0		6- 0		4- 0	
7- 1	0- 1	1- 0		HOME		1- 0		4- 0		1- 0	
6- 1	0- 1	1- 0		AWAY		0- 0		2- 0		3- 0	
0- 0	0- 0	0- 0		NEUTRAL		0- 0		0- 0		0- 0	
RPI S	Opponent	Score	RPI S	Opponent	Score	RPI S	Opponent	Score	RPI S	Opponent	Score
5 A	Louisville	0 3	26 H	Michigan	3 1	64 A	Xavier	3 0	113 H	Connecticut	3 1
5 H	Louisville	1 3	34 A	Notre Dame	3 2	69 H	Western Mich.	3 0	115 H	St. John's (NY)	3 1
			34 H	Notre Dame	3 0	71 H	Bowling Green	3 0	120 H	Pittsburgh	3 1
			44 H	UNI	2 3	79 H	Pacific	2 3	121 A	Seton Hall	3 2
			50 H	Northwestern	1 3	85 H	Cincinnati	3 0	125 H	Iowa	3 0
						100 N	Ole Miss	3 0	126 H	South Fla.	3 2
									127 A	Rutgers	3 2
									143 H	Wake Forest	3 0
									192 H	Syracuse	3 0
									201 A	DePaul	3 0
									203 A	Villanova	3 0
									213 A	Georgetown	3 1
									220 A	Milwaukee	3 0
									220 H	Milwaukee	3 1
									257 H	Eastern Ill.	3 0
									302 N	Tennessee Tech	3 0
			LAST 10 GAMES								
			34 H	Notre Dame	3 0	203 A	Villanova	3 0			
			5 A	Louisville	0 3	213 A	Georgetown	3 1			
			115 H	St. John's (NY)	3 1	5 H	Louisville	1 3			
			113 H	Connecticut	3 1	85 H	Cincinnati	3 0			
			220 A	Milwaukee	3 0	127 A	Rutgers	3 2			

Non-Div. I Games:

Marquette

Average RPI Win:	142	WON-LOST RECORD	WINNING PCT. RANK	LAST 10 GAMES	STRENGTH OF SCHEDULE	OPP. STRENGTH OF SCHEDULE	TEAM RPI	ADJ RPI	CONF. RPI	ADJ CONF. RPI		
DIV. I ONLY		20- 7	.74074	43	9- 1	55	57	33	.62185	34	8	8
DIV. I NON-CONF.		7- 5	.58333	133	0- 0	54	18	62	.58946	55	9	9
<hr/>												
TOTALS	RPI 1-25	RPI 26-50		W-L RECORDS		RPI 51-100		RPI 101-150		RPI 150+		
20- 7	2- 4	0- 3		OVERALL		3- 0		6- 0		9- 0		
11- 2	1- 0	0- 2		HOME		2- 0		4- 0		4- 0		
7- 3	1- 2	0- 1		AWAY		1- 0		2- 0		3- 0		
2- 2	0- 2	0- 0		NEUTRAL		0- 0		0- 0		2- 0		
7- 5	1- 4	0- 1		NON-CONFERENCE		1- 0		0- 0		5- 0		
5- 1	1- 0	0- 1		HOME		1- 0		0- 0		3- 0		
0- 2	0- 2	0- 0		AWAY		0- 0		0- 0		0- 0		
2- 2	0- 2	0- 0		NEUTRAL		0- 0		0- 0		2- 0		
13- 2	1- 0	0- 2		CONFERENCE		2- 0		6- 0		4- 0		
6- 1	0- 0	0- 1		HOME		1- 0		4- 0		1- 0		
7- 1	1- 0	0- 1		AWAY		1- 0		2- 0		3- 0		
0- 0	0- 0	0- 0		NEUTRAL		0- 0		0- 0		0- 0		
RPI S	Opponent	Score		RPI S	Opponent	Score		RPI S	Opponent	Score		
4 A	Nebraska	0	3	33 A	Marquette	0	3	64 H	Xavier	3	2	
5 A	Louisville	3	2	33 H	Marquette	2	3	85 A	Cincinnati	3	2	
6 N	UCLA	1	3	48 H	Loyola Marymount	1	3	85 H	Cincinnati	3	2	
7 H	Kansas	3	1									
13 A	Southern California	0	3									
24 N	San Diego	2	3									

Non-Div. I Games:

Notre Dame

Average RPI Win:		125	WON-LOST RECORD		WINNING PCT. RANK	LAST 10 GAMES	STRENGTH OF SCHEDULE		OPP. STRENGTH OF SCHEDULE	TEAM RPI	ADJ RPI	CONF. RPI	ADJ CONF. RPI
Average RPI Loss:		44											
DIV. I ONLY		17-7			.70833 56	8-2	39		60	34	.61894 35	7	7
DIV. I NON-CONF.		7-4			.63636 107	0-0	24		17	40	.6233 37	8	8
TOTALS		RPI 1-25	RPI 26-50		W-L RECORDS		RPI 51-100		RPI 101-150		RPI 150+		
17-7		0-3	3-2		OVERALL		6-1		2-1		6-0		
14-1		0-1	3-0		HOME		4-0		2-0		5-0		
3-4		0-0	0-2		AWAY		2-1		0-1		1-0		
0-2		0-2	0-0		NEUTRAL		0-0		0-0		0-0		
7-4		0-3	2-1		NON-CONFERENCE		1-0		2-0		2-0		
7-1		0-1	2-0		HOME		1-0		2-0		2-0		
0-1		0-0	0-1		AWAY		0-0		0-0		0-0		
0-2		0-2	0-0		NEUTRAL		0-0		0-0		0-0		
10-3		0-0	1-1		CONFERENCE		5-1		0-1		4-0		
7-0		0-0	1-0		HOME		3-0		0-0		3-0		
3-3		0-0	0-1		AWAY		2-1		0-1		1-0		
0-0		0-0	0-0		NEUTRAL		0-0		0-0		0-0		
RPI S	Opponent	Score	RPI S	Opponent	Score	RPI S	Opponent	Score	RPI S	Opponent	Score		
6 H	UCLA	2 3	27 H	Oklahoma	3 1	74 A	Fresno St.	2 3	110 A	New Mexico	2 3		
12 N	BYU	1 3	36 H	Pepperdine	3 0	74 H	Fresno St.	3 1	130 H	Denver	3 0		
16 N	Tennessee	2 3	42 A	Wichita St.	1 3	82 A	UNLV	3 0	135 H	Virginia	3 0		
			46 A	San Diego St.	1 3	82 H	UNLV	3 0	154 H	Boise St.	3 0		
			46 H	San Diego St.	3 0	90 A	Wyoming	3 0	178 H	Air Force	3 0		
						90 H	Wyoming	3 0	182 H	FIU	3 1		
						94 H	New Mexico St.	3 1	223 H	Rhode Island	3 0		
									247 A	Nevada	3 0		
									247 H	Nevada	3 0		
			LAST 10 GAMES										
			74 H	Fresno St.	3 1	178 H	Air Force	3 0					
			82 H	UNLV	3 0	154 H	Boise St.	3 0					
			90 A	Wyoming	3 0	82 A	UNLV	3 0					
			247 A	Nevada	3 0	74 A	Fresno St.	2 3					
			46 A	San Diego St.	1 3	90 H	Wyoming	3 0					

Non-Div. I Games:

Colorado St.

Average RPI Win:	104	WON-LOST RECORD	WINNING PCT. RANK	LAST 10 GAMES	STRENGTH OF SCHEDULE	OPP. STRENGTH OF SCHEDULE	TEAM RPI	ADJ RPI	CONF. RPI	ADJ CONF. RPI	
DIV. I ONLY		18- 10	.64286 92	7- 3	38	24	38	.61805 36	5	5	
DIV. I NON-CONF.		11- 3	.78571 51	1- 0	47	19	26	.6496 22	5	5	
<hr/>											
TOTALS	RPI 1-25	RPI 26-50		W-L RECORDS	RPI 51-100		RPI 101-150		RPI 150+		
18- 10	2- 4	5- 5		OVERALL	3- 1		2- 0		6- 0		
8- 1	0- 1	4- 0		HOME	1- 0		1- 0		2- 0		
4- 9	0- 3	0- 5		AWAY	0- 1		1- 0		3- 0		
6- 0	2- 0	1- 0		NEUTRAL	2- 0		0- 0		1- 0		
<hr/>											
11- 3	2- 1	2- 2		NON-CONFERENCE	2- 0		2- 0		3- 0		
3- 0	0- 0	1- 0		HOME	0- 0		1- 0		1- 0		
2- 3	0- 1	0- 2		AWAY	0- 0		1- 0		1- 0		
6- 0	2- 0	1- 0		NEUTRAL	2- 0		0- 0		1- 0		
<hr/>											
7- 7	0- 3	3- 3		CONFERENCE	1- 1		0- 0		3- 0		
5- 1	0- 1	3- 0		HOME	1- 0		0- 0		1- 0		
2- 6	0- 2	0- 3		AWAY	0- 1		0- 0		2- 0		
0- 0	0- 0	0- 0		NEUTRAL	0- 0		0- 0		0- 0		
<hr/>											
RPI S	Opponent	Score	RPI S	Opponent	Score	RPI S	Opponent	Score	RPI S	Opponent	Score
6 A	UCLA	0 3	29 A	Dayton	1 3	54 A	San Francisco	1 3	101 A	UC Santa Barbara	3 1
10 N	Florida St.	3 0	32 A	St. Mary's (CA)	2 3	54 H	San Francisco	3 1	148 H	Cal St. Fullerton	3 0
12 A	BYU	0 3	32 H	St. Mary's (CA)	3 1	60 N	Ohio	3 0	157 A	Portland	3 0
23 N	Ohio St.	3 0	35 A	Colorado St.	0 3	94 N	New Mexico St.	3 1	157 H	Portland	3 1
24 A	San Diego	2 3	40 N	Illinois	3 0				170 A	Gonzaga	3 0
24 H	San Diego	1 3	41 A	Santa Clara	1 3				182 N	FIU	3 0
			41 H	Santa Clara	3 2				211 A	Houston	3 0
			45 H	Arizona	3 2				294 H	Bucknell	3 0
			48 A	Loyola Marymount	1 3						
			48 H	Loyola Marymount	3 2						
<hr/>											
LAST 10 GAMES											
			54 A	San Francisco	1 3	170 A	Gonzaga	3 0			
			48 A	Loyola Marymount	1 3	157 A	Portland	3 0			
			24 A	San Diego	2 3	41 H	Santa Clara	3 2			
			32 H	St. Mary's (CA)	3 1	54 H	San Francisco	3 1			
			48 H	Loyola Marymount	3 2	294 H	Bucknell	3 0			

Non-Div. I Games:

Pepperdine

Average RPI Win:	91	WON-LOST RECORD	WINNING PCT. RANK	LAST 10 GAMES	STRENGTH OF SCHEDULE	OPP. STRENGTH OF SCHEDULE	TEAM RPI	ADJ RPI	CONF. RPI	ADJ CONF. RPI					
DIV. I ONLY		14- 12	.53846	147	5- 5	8	22	37	.61571	37	2	2			
DIV. I NON-CONF.		6- 4	.6	122	0- 0	33	65	48	.60013	44	2	2			
<hr/>															
TOTALS	RPI 1-25	RPI 26-50		W-L RECORDS		RPI 51-100		RPI 101-150		RPI 150+					
14- 12	2- 6	3- 3		OVERALL		4- 3		3- 0		2- 0					
7- 5	0- 4	2- 1		HOME		2- 0		1- 0		2- 0					
6- 5	2- 2	1- 2		AWAY		2- 1		1- 0		0- 0					
1- 2	0- 0	0- 0		NEUTRAL		0- 2		1- 0		0- 0					
6- 4	1- 0	1- 1		NON-CONFERENCE		1- 3		1- 0		2- 0					
4- 0	0- 0	1- 0		HOME		1- 0		0- 0		2- 0					
1- 2	1- 0	0- 1		AWAY		0- 1		0- 0		0- 0					
1- 2	0- 0	0- 0		NEUTRAL		0- 2		1- 0		0- 0					
8- 8	1- 6	2- 2		CONFERENCE		3- 0		2- 0		0- 0					
3- 5	0- 4	1- 1		HOME		1- 0		1- 0		0- 0					
5- 3	1- 2	1- 1		AWAY		2- 0		1- 0		0- 0					
0- 0	0- 0	0- 0		NEUTRAL		0- 0		0- 0		0- 0					
RPI	S	Opponent	Score	RPI	S	Opponent	Score	RPI	S	Opponent	Score				
1	A	Stanford	0 3	32	H	St. Mary's (CA)	3 1	51	N	Baylor	0 3	124	A	Washington St.	3 0
6	H	UCLA	0 3	39	A	Arizona St.	0 3	54	A	San Francisco	0 3	124	H	Washington St.	3 1
9	A	Oregon	3 2	39	H	Arizona St.	2 3	54	N	San Francisco	2 3	136	N	Delaware	3 0
9	H	Oregon	1 3	45	A	Arizona	3 1	55	A	Oregon St.	3 1	193	H	Penn	3 0
13	H	Southern California	0 3	45	H	Arizona	3 0	55	H	Oregon St.	3 0	266	H	UC Riverside	3 0
14	A	Washington	0 3	46	A	San Diego St.	2 3	84	H	Northern Ariz.	3 1				
14	H	Washington	2 3					88	A	Colorado	3 2				
19	A	Hawaii	3 2												
<hr/>															
LAST 10 GAMES															
124	H	Washington St.	3 1	45	H	Arizona	3 0								
14	H	Washington	2 3	14	A	Washington	0 3								
55	A	Oregon St.	3 1	124	A	Washington St.	3 0								
9	A	Oregon	3 2	6	H	UCLA	0 3								
39	H	Arizona St.	2 3	13	H	Southern California	0 3								

Non-Div. I Games:

California

Average RPI Win: 129		WON-LOST	WINNING	LAST 10	STRENGTH OF		OPP. STRENGTH	TEAM	ADJ	CONF.	ADJ CONF.
Average RPI Loss: 24		RECORD	PCT. RANK	GAMES	SCHEDULE		OF SCHEDULE	RPI	RPI	RPI	RPI
DIV. I ONLY		21- 7	.75	41	6- 4		72	34	36	.6139	38
DIV. I NON-CONF.		12- 0	1	1	0- 0		166	144	37	.61955	39
TOTALS		RPI 1-25	RPI 26-50		W-L RECORDS		RPI 51-100		RPI 101-150		RPI 150+
21- 7		2- 5	1- 2		OVERALL		5- 0		6- 0		7- 0
11- 4		2- 2	0- 2		HOME		3- 0		3- 0		3- 0
6- 3		0- 3	1- 0		AWAY		2- 0		3- 0		0- 0
4- 0		0- 0	0- 0		NEUTRAL		0- 0		0- 0		4- 0
12- 0		0- 0	0- 0		NON-CONFERENCE		3- 0		2- 0		7- 0
6- 0		0- 0	0- 0		HOME		2- 0		1- 0		3- 0
2- 0		0- 0	0- 0		AWAY		1- 0		1- 0		0- 0
4- 0		0- 0	0- 0		NEUTRAL		0- 0		0- 0		4- 0
9- 7		2- 5	1- 2		CONFERENCE		2- 0		4- 0		0- 0
5- 4		2- 2	0- 2		HOME		1- 0		2- 0		0- 0
4- 3		0- 3	1- 0		AWAY		1- 0		2- 0		0- 0
0- 0		0- 0	0- 0		NEUTRAL		0- 0		0- 0		0- 0
RPI S	Opponent	Score	RPI S	Opponent	Score	RPI S	Opponent	Score	RPI S	Opponent	Score
4 A	Nebraska	0 3	26 A	Michigan	3 0	58 H	Georgia	3 0	104 A	Indiana	3 1
4 H	Nebraska	3 2	40 H	Illinois	2 3	65 A	Wisconsin	3 1	104 H	Indiana	3 0
8 A	Minnesota	2 3	50 H	Northwestern	1 3	65 H	Wisconsin	3 0	113 A	Connecticut	3 0
8 H	Minnesota	3 1				67 H	IPFW	3 2	125 A	Iowa	3 0
20 A	Purdue	2 3				70 A	Col. of Charleston	3 1	125 H	Iowa	3 0
20 H	Purdue	2 3							149 H	Albany (NY)	3 0
23 H	Ohio St.	1 3							169 N	Fairfield	3 0
									198 H	Youngstown St.	3 1
									213 N	Georgetown	3 0
									216 N	Presbyterian	3 0
									264 H	Eastern Ky.	3 0
									265 H	McNeese St.	3 0
									305 N	Dartmouth	3 0
LAST 10 GAMES											
65 H	Wisconsin	3 0	104 A	Indiana	3 1						
8 H	Minnesota	3 1	23 H	Ohio St.	1 3						
4 H	Nebraska	3 2	26 A	Michigan	3 0						
125 H	Iowa	3 0	40 H	Illinois	2 3						
20 A	Purdue	2 3	50 H	Northwestern	1 3						

Non-Div. I Games:

Michigan St.

Average RPI Win:	118	WON-LOST	WINNING	LAST 10	STRENGTH OF	OPP. STRENGTH	TEAM	ADJ	CONF.	ADJ CONF.			
Average RPI Loss:	30	RECORD	PCT. RANK	GAMES	SCHEDULE	OF SCHEDULE	RPI	RPI	RPI	RPI			
DIV. I ONLY		17- 12	.58621	119	4- 6	23	27	39	.607	39	2	2	
DIV. I NON-CONF.		11- 2	.84615	30	0- 0	100	81	42	.61496	42	2	2	
<hr/>													
TOTALS	RPI 1-25	RPI 26-50		W-L RECORDS		RPI 51-100		RPI 101-150		RPI 150+			
17- 12	1- 8	3- 1		OVERALL		5- 3		2- 0		6- 0			
8- 3	1- 3	1- 0		HOME		1- 0		1- 0		4- 0			
5- 8	0- 5	2- 1		AWAY		1- 2		1- 0		1- 0			
4- 1	0- 0	0- 0		NEUTRAL		3- 1		0- 0		1- 0			
<hr/>													
11- 2	0- 1	1- 0		NON-CONFERENCE		3- 1		1- 0		6- 0			
4- 0	0- 0	0- 0		HOME		0- 0		0- 0		4- 0			
3- 1	0- 1	1- 0		AWAY		0- 0		1- 0		1- 0			
4- 1	0- 0	0- 0		NEUTRAL		3- 1		0- 0		1- 0			
<hr/>													
6- 10	1- 7	2- 1		CONFERENCE		2- 2		1- 0		0- 0			
4- 3	1- 3	1- 0		HOME		1- 0		1- 0		0- 0			
2- 7	0- 4	1- 1		AWAY		1- 2		0- 0		0- 0			
0- 0	0- 0	0- 0		NEUTRAL		0- 0		0- 0		0- 0			
<hr/>													
RPI S	Opponent	Score	RPI S	Opponent	Score	RPI S	Opponent	Score	RPI S	Opponent	Score		
1 A	Stanford	1 3	37 A	California	3 2	55 A	Oregon St.	3 0	124 H	Washington St.	3 1		
1 H	Stanford	1 3	37 H	California	3 0	55 H	Oregon St.	3 0	147 A	UTEP	3 1		
6 A	UCLA	0 3	45 A	Arizona	1 3	68 N	Idaho St.	3 2	166 A	UC Irvine	3 2		
6 H	UCLA	1 3	48 A	Loyola Marymount	3 1	70 N	Col. of Charleston	3 0	170 H	Gonzaga	3 1		
7 A	Kansas	1 3				74 N	Fresno St.	3 0	188 N	Colgate	3 0		
9 A	Oregon	2 3				80 A	Utah	0 3	203 H	Villanova	3 0		
9 H	Oregon	0 3				88 A	Colorado	2 3	266 H	UC Riverside	3 1		
13 A	Southern California	1 3				90 N	Wyoming	2 3	281 H	Fla. Atlantic	3 0		
13 H	Southern California	3 0											
<hr/>													
LAST 10 GAMES													
9 A Oregon						2 3	1 A Stanford						1 3
55 A Oregon St.						3 0	9 H Oregon						0 3
6 H UCLA						1 3	55 H Oregon St.						3 0
13 H Southern California						3 0	80 A Utah						0 3
37 A California						3 2	88 A Colorado						2 3

Non-Div. I Games:

Arizona St.

Average RPI Win: 73		WON-LOST	WINNING	LAST 10	STRENGTH OF		OPP. STRENGTH	TEAM	ADJ	CONF.	ADJ CONF.
Average RPI Loss: 20		RECORD	PCT. RANK	GAMES	SCHEDULE		OF SCHEDULE	RPI	RPI	RPI	RPI
DIV. I ONLY		11- 15	.42308	210	3- 7		2	2	43	.60639	40
DIV. I NON-CONF.		6- 4	.6	122	0- 0		5	3	27	.64197	27
TOTALS		RPI 1-25	RPI 26-50		W-L RECORDS		RPI 51-100		RPI 101-150		RPI 150+
11- 15	1- 10	3- 4		OVERALL		4- 1		2- 0		1- 0	
4- 6	0- 5	2- 1		HOME		1- 0		1- 0		0- 0	
4- 7	1- 4	1- 2		AWAY		1- 1		1- 0		0- 0	
3- 2	0- 1	0- 1		NEUTRAL		2- 0		0- 0		1- 0	
6- 4	1- 1	1- 3		NON-CONFERENCE		3- 0		0- 0		1- 0	
1- 1	0- 0	1- 1		HOME		0- 0		0- 0		0- 0	
2- 1	1- 0	0- 1		AWAY		1- 0		0- 0		0- 0	
3- 2	0- 1	0- 1		NEUTRAL		2- 0		0- 0		1- 0	
5- 11	0- 9	2- 1		CONFERENCE		1- 1		2- 0		0- 0	
3- 5	0- 5	1- 0		HOME		1- 0		1- 0		0- 0	
2- 6	0- 4	1- 1		AWAY		0- 1		1- 0		0- 0	
0- 0	0- 0	0- 0		NEUTRAL		0- 0		0- 0		0- 0	
RPI S	Opponent	Score		RPI S	Opponent	Score		RPI S	Opponent	Score	
2 A	Penn St.	0	3	26 A	Michigan	0	3	60 N	Ohio	3	1
2 H	Penn St.	2	3	28 H	Iowa St.	2	3	65 A	Wisconsin	1	3
3 A	Texas	3	2	28 H	Iowa St.	3	0	65 H	Wisconsin	3	2
4 H	Nebraska	0	3	29 A	Dayton	0	3	85 A	Cincinnati	3	1
5 N	Louisville	2	3	36 N	Pepperdine	0	3	85 N	Cincinnati	3	1
8 A	Minnesota	0	3	38 A	Michigan St.	3	2				
8 H	Minnesota	0	3	50 H	Northwestern	3	2				
20 A	Purdue	2	3								
20 H	Purdue	2	3								
23 A	Ohio St.	2	3								
23 H	Ohio St.	2	3								
				LAST 10 GAMES							
				23 A	Ohio St.	2	3	65 A	Wisconsin	1	3
				2 A	Penn St.	0	3	4 H	Nebraska	0	3
				104 H	Indiana	3	1	50 H	Northwestern	3	2
				20 H	Purdue	2	3	38 A	Michigan St.	3	2
				8 A	Minnesota	0	3	26 A	Michigan	0	3

Non-Div. I Games:

Illinois

Average RPI Win:		137	WON-LOST RECORD		WINNING PCT. RANK	LAST 10 GAMES		STRENGTH OF SCHEDULE		OPP. STRENGTH OF SCHEDULE	TEAM RPI	ADJ RPI	CONF. RPI	ADJ CONF. RPI			
Average RPI Loss:		34															
DIV. I ONLY			20- 9		.68966	65	6- 4		65		50	42	.6026	41	5	5	
DIV. I NON-CONF.			11- 4		.73333	63	1- 0		98		72	57	.5855	59	5	5	
TOTALS		RPI 1-25		RPI 26-50		W-L RECORDS		RPI 51-100		RPI 101-150		RPI 150+					
20- 9		2- 4		2- 3		OVERALL		3- 2		2- 0		11- 0					
6- 2		1- 1		1- 1		HOME		1- 0		0- 0		3- 0					
8- 4		1- 2		0- 2		AWAY		1- 0		2- 0		4- 0					
6- 3		0- 1		1- 0		NEUTRAL		1- 2		0- 0		4- 0					
11- 4		0- 2		1- 0		NON-CONFERENCE		1- 2		2- 0		7- 0					
1- 0		0- 0		0- 0		HOME		0- 0		0- 0		1- 0					
4- 1		0- 1		0- 0		AWAY		0- 0		2- 0		2- 0					
6- 3		0- 1		1- 0		NEUTRAL		1- 2		0- 0		4- 0					
9- 5		2- 2		1- 3		CONFERENCE		2- 0		0- 0		4- 0					
5- 2		1- 1		1- 1		HOME		1- 0		0- 0		2- 0					
4- 3		1- 1		0- 2		AWAY		1- 0		0- 0		2- 0					
0- 0		0- 0		0- 0		NEUTRAL		0- 0		0- 0		0- 0					
RPI	S	Opponent		Score		RPI	S	Opponent		Score		RPI	S	Opponent		Score	
1	A	Stanford		0	3	32	H	St. Mary's (CA)		0	3	54	A	San Francisco		3	2
12	A	BYU		0	3	36	A	Pepperdine		2	3	54	H	San Francisco		3	2
12	H	BYU		3	2	36	H	Pepperdine		3	1	55	N	Oregon St.		1	3
18	N	North Carolina		2	3	46	N	San Diego St.		3	2	79	N	Pacific		2	3
24	A	San Diego		3	2	48	A	Loyola Marymount		0	3	80	N	Utah		3	2
24	H	San Diego		1	3												

Non-Div. I Games:

Santa Clara

Average RPI Win:		152	WON-LOST RECORD		WINNING PCT. RANK	LAST 10 GAMES	STRENGTH OF SCHEDULE		OPP. STRENGTH OF SCHEDULE	TEAM RPI	ADJ RPI	CONF. RPI	ADJ CONF. RPI				
Average RPI Loss:		48															
DIV. I ONLY			19- 7		.73077	47	8- 2		79	83	45	.60081	42	10	10		
DIV. I NON-CONF.			7- 3		.7	75	0- 0		17	29	29	.64066	28	10	10		
TOTALS		RPI 1-25		RPI 26-50		W-L RECORDS		RPI 51-100		RPI 101-150		RPI 150+					
19- 7		0- 2		3- 3		OVERALL		5- 2		1- 0		10- 0					
7- 3		0- 2		1- 1		HOME		3- 0		0- 0		3- 0					
9- 3		0- 0		1- 2		AWAY		2- 1		1- 0		5- 0					
3- 1		0- 0		1- 0		NEUTRAL		0- 1		0- 0		2- 0					
7- 3		0- 2		3- 0		NON-CONFERENCE		0- 1		1- 0		3- 0					
1- 2		0- 2		1- 0		HOME		0- 0		0- 0		0- 0					
3- 0		0- 0		1- 0		AWAY		0- 0		1- 0		1- 0					
3- 1		0- 0		1- 0		NEUTRAL		0- 1		0- 0		2- 0					
12- 4		0- 0		0- 3		CONFERENCE		5- 1		0- 0		7- 0					
6- 1		0- 0		0- 1		HOME		3- 0		0- 0		3- 0					
6- 3		0- 0		0- 2		AWAY		2- 1		0- 0		4- 0					
0- 0		0- 0		0- 0		NEUTRAL		0- 0		0- 0		0- 0					
RPI	S	Opponent		Score		RPI	S	Opponent		Score		RPI	S	Opponent		Score	
12	H	BYU		2	3	27	A	Oklahoma		3	1	78	A	Southern Ill.		3	1
16	H	Tennessee		2	3	31	A	Creighton		1	3	78	H	Southern Ill.		3	0
						35	H	Colorado St.		3	1	89	A	Missouri St.		3	1
						44	A	UNI		1	3	89	H	Missouri St.		3	1
						44	H	UNI		0	3	94	N	New Mexico St.		1	3
						49	N	Auburn		3	1	98	A	Illinois St.		1	3
												98	H	Illinois St.		3	1

Non-Div. I Games:

Wichita St.

Average RPI Win:		133	WON-LOST RECORD		WINNING PCT. RANK		LAST 10 GAMES		STRENGTH OF SCHEDULE		OPP. STRENGTH OF SCHEDULE		TEAM RPI		ADJ RPI		CONF. RPI		ADJ CONF. RPI					
DIV. I ONLY			20- 8		.71429		49		5- 5		71		59		41		.59777		43		6		6	
DIV. I NON-CONF.			10- 1		.90909		17		0- 0		183		136		47		.59123		51		6		6	
TOTALS		RPI 1-25		RPI 26-50		W-L RECORDS		RPI 51-100		RPI 101-150		RPI 150+												
20- 8		1- 4		0- 0		OVERALL		8- 3		5- 1		6- 0												
14- 3		1- 2		0- 0		HOME		5- 1		4- 0		4- 0												
4- 5		0- 2		0- 0		AWAY		3- 2		1- 1		0- 0												
2- 0		0- 0		0- 0		NEUTRAL		0- 0		0- 0		2- 0												
10- 1		0- 0		0- 0		NON-CONFERENCE		2- 1		2- 0		6- 0												
7- 1		0- 0		0- 0		HOME		1- 1		2- 0		4- 0												
1- 0		0- 0		0- 0		AWAY		1- 0		0- 0		0- 0												
2- 0		0- 0		0- 0		NEUTRAL		0- 0		0- 0		2- 0												
10- 7		1- 4		0- 0		CONFERENCE		6- 2		3- 1		0- 0												
7- 2		1- 2		0- 0		HOME		4- 0		2- 0		0- 0												
3- 5		0- 2		0- 0		AWAY		2- 2		1- 1		0- 0												
0- 0		0- 0		0- 0		NEUTRAL		0- 0		0- 0		0- 0												
RPI	S	Opponent		Score		RPI	S	Opponent		Score		RPI	S	Opponent		Score								
10	A	Florida St.		0 3								123	H	Central Mich.		3 1								
10	H	Florida St.		0 3								126	H	South Fla.		3 1								
18	H	North Carolina		3 1								135	A	Virginia		3 1								
21	A	Miami (FL)		1 3								143	A	Wake Forest		2 3								
21	H	Miami (FL)		1 3								143	H	Wake Forest		3 0								
												146	H	Boston College		3 0								
												191	N	Sacramento St.		3 0								
												222	N	Jacksonville		3 0								
												227	H	UNC Wilmington		3 2								
												237	H	Kent St.		3 0								
												274	H	Western Caro.		3 0								
												311	H	Campbell		3 0								
LAST 10 GAMES																								
52 A Georgia Tech						1 3						143 A Wake Forest						2 3						
61 A Clemson						3 0						81 H Maryland						3 0						
21 H Miami (FL)						1 3						146 H Boston College						3 0						
10 H Florida St.						0 3						135 A Virginia						3 1						
66 A Duke						2 3						53 A Virginia Tech						3 1						

Non-Div. I Games:

North Carolina St.

Average RPI Win: 147		WON-LOST RECORD		WINNING PCT. RANK		LAST 10 GAMES		STRENGTH OF SCHEDULE		OPP. STRENGTH OF SCHEDULE		TEAM RPI		ADJ RPI		CONF. RPI		ADJ CONF. RPI	
DIV. I ONLY		23- 8		.74194 42		8- 2		94		72		46		.59724 44		10		10	
DIV. I NON-CONF.		9- 5		.64286 99		0- 0		70		23		59		.58745 56		10		10	
TOTALS		RPI 1-25		RPI 26-50		W-L RECORDS		RPI 51-100		RPI 101-150		RPI 150+							
23- 8		0- 2		3- 4		OVERALL		6- 1		5- 1		9- 0							
9- 1		0- 0		1- 1		HOME		3- 0		2- 0		3- 0							
8- 5		0- 2		2- 2		AWAY		2- 1		0- 0		4- 0							
6- 2		0- 0		0- 1		NEUTRAL		1- 0		3- 1		2- 0							
9- 5		0- 2		1- 2		NON-CONFERENCE		1- 0		5- 1		2- 0							
2- 0		0- 0		0- 0		HOME		0- 0		2- 0		0- 0							
1- 3		0- 2		1- 1		AWAY		0- 0		0- 0		0- 0							
6- 2		0- 0		0- 1		NEUTRAL		1- 0		3- 1		2- 0							
14- 3		0- 0		2- 2		CONFERENCE		5- 1		0- 0		7- 0							
7- 1		0- 0		1- 1		HOME		3- 0		0- 0		3- 0							
7- 2		0- 0		1- 1		AWAY		2- 1		0- 0		4- 0							
0- 0		0- 0		0- 0		NEUTRAL		0- 0		0- 0		0- 0							
RPI	S	Opponent		Score		RPI	S	Opponent		Score		RPI	S	Opponent		Score			
13	A	Southern California		0	3	26	N	Michigan		1	3	63	N	Long Beach St.		3	1		
20	A	Purdue		0	3	28	A	Iowa St.		1	3	78	A	Southern Ill.		3	1		
						31	A	Creighton		1	3	78	H	Southern Ill.		3	0		
						31	H	Creighton		2	3	89	A	Missouri St.		1	3		
						33	A	Marquette		3	2	89	H	Missouri St.		3	0		
						42	A	Wichita St.		3	0	98	A	Illinois St.		3	0		
						42	H	Wichita St.		3	1	98	H	Illinois St.		3	1		
														Northern Ill.		3	1		
														Pittsburgh		3	0		
														Arkansas St.		1	3		
														Wake Forest		3	0		
														Boston College		3	1		
														South Dakota St.		3	1		
														George Washington		3	0		
														Mississippi St.		3	0		
														Evansville		3	0		
														Evansville		3	1		
														Bradley		3	0		
														Drake		3	1		
														Drake		3	0		
														Indiana St.		3	0		
														Indiana St.		3	0		
LAST 10 GAMES																			
						205	A	Evansville		3	0	42	A	Wichita St.		3	0		
						78	A	Southern Ill.		3	1	98	H	Illinois St.		3	1		
						31	H	Creighton		2	3	288	H	Indiana St.		3	0		
						253	H	Drake		3	0	78	H	Southern Ill.		3	0		
						89	A	Missouri St.		1	3	205	H	Evansville		3	1		

Non-Div. I Games:

UNI

Average RPI Win: 119		WON-LOST	WINNING	LAST 10	STRENGTH OF		OPP. STRENGTH	TEAM	ADJ	CONF.	ADJ CONF.
Average RPI Loss: 25		RECORD	PCT. RANK	GAMES	SCHEDULE		OF SCHEDULE	RPI	RPI	RPI	RPI
DIV. I ONLY		14- 13	.51852	160	5- 5		10	25	44	.59533	45
DIV. I NON-CONF.		8- 3	.72727	66	0- 0		92	114	64	.58053	65
TOTALS		RPI 1-25	RPI 26-50		W-L RECORDS		RPI 51-100		RPI 101-150		RPI 150+
14- 13		1- 8	1- 3		OVERALL		5- 2		1- 0		6- 0
10- 7		1- 4	1- 1		HOME		2- 2		0- 0		6- 0
3- 6		0- 4	0- 2		AWAY		3- 0		0- 0		0- 0
1- 0		0- 0	0- 0		NEUTRAL		0- 0		1- 0		0- 0
8- 3		0- 0	0- 1		NON-CONFERENCE		1- 2		1- 0		6- 0
7- 2		0- 0	0- 0		HOME		1- 2		0- 0		6- 0
0- 1		0- 0	0- 1		AWAY		0- 0		0- 0		0- 0
1- 0		0- 0	0- 0		NEUTRAL		0- 0		1- 0		0- 0
6- 10		1- 8	1- 2		CONFERENCE		4- 0		0- 0		0- 0
3- 5		1- 4	1- 1		HOME		1- 0		0- 0		0- 0
3- 5		0- 4	0- 1		AWAY		3- 0		0- 0		0- 0
0- 0		0- 0	0- 0		NEUTRAL		0- 0		0- 0		0- 0
RPI S	Opponent	Score	RPI S	Opponent	Score	RPI S	Opponent	Score	RPI S	Opponent	Score
1 A	Stanford	0 3	36 A	Pepperdine	2 3	55 A	Oregon St.	3 2	148 N	Cal St. Fullerton	3 0
1 H	Stanford	1 3	37 A	California	0 3	55 H	Oregon St.	3 1	154 H	Boise St.	3 0
6 A	UCLA	0 3	37 H	California	1 3	59 H	TCU	1 3	155 H	Utah Valley	3 0
6 H	UCLA	3 0	39 H	Arizona St.	3 1	80 A	Utah	3 2	166 H	UC Irvine	3 0
9 A	Oregon	0 3				87 H	Cal St. Northridge	2 3	174 H	American	3 0
9 H	Oregon	0 3				88 A	Colorado	3 1	205 H	Evansville	3 0
13 A	Southern California	0 3				96 H	Lipscomb	3 0	250 H	Iona	3 0
13 H	Southern California	1 3									
14 H	Washington	1 3									
LAST 10 GAMES											
9 A	Oregon	0 3	1 A	Stanford	0 3						
55 A	Oregon St.	3 2	55 H	Oregon St.	3 1						
13 H	Southern California	1 3	9 H	Oregon	0 3						
6 H	UCLA	3 0	88 A	Colorado	3 1						
37 A	California	0 3	80 A	Utah	3 2						

Non-Div. I Games:

Arizona

Average RPI Win:		133	WON-LOST RECORD		WINNING PCT. RANK		LAST 10 GAMES		STRENGTH OF SCHEDULE		OPP. STRENGTH OF SCHEDULE		TEAM RPI		ADJ RPI		CONF. RPI		ADJ CONF. RPI						
DIV. I ONLY			20- 7		.74074 43		9- 1		78		73		40		.5944 46		7 7								
DIV. I NON-CONF.			9- 4		.69231 81		1- 0		108		59		75		.57823 70		8 8								
TOTALS		RPI 1-25		RPI 26-50		W-L RECORDS		RPI 51-100		RPI 101-150		RPI 150+													
20- 7		0- 2		2- 2		OVERALL		6- 1		5- 0		7- 2													
12- 0		0- 0		2- 0		HOME		3- 0		3- 0		4- 0													
6- 4		0- 1		0- 1		AWAY		3- 0		1- 0		2- 2													
2- 3		0- 1		0- 1		NEUTRAL		0- 1		1- 0		1- 0													
9- 4		0- 2		1- 1		NON-CONFERENCE		0- 1		4- 0		4- 0													
5- 0		0- 0		1- 0		HOME		0- 0		2- 0		2- 0													
2- 1		0- 1		0- 0		AWAY		0- 0		1- 0		1- 0													
2- 3		0- 1		0- 1		NEUTRAL		0- 1		1- 0		1- 0													
11- 3		0- 0		1- 1		CONFERENCE		6- 0		1- 0		3- 2													
7- 0		0- 0		1- 0		HOME		3- 0		1- 0		2- 0													
4- 3		0- 0		0- 1		AWAY		3- 0		0- 0		1- 2													
0- 0		0- 0		0- 0		NEUTRAL		0- 0		0- 0		0- 0													
RPI	S	Opponent		Score		RPI	S	Opponent		Score		RPI	S	Opponent		Score									
6	N	UCLA		0	3	35	A	Colorado St.		0	3	55	N	Oregon St.		1	3	107	H	Utah St.	3	1			
19	A	Hawaii		1	3	35	H	Colorado St.		3	1	74	A	Fresno St.		3	1	110	H	New Mexico	3	2			
						37	H	California		3	2	74	H	Fresno St.		3	2	133	N	Idaho	3	2			
						41	N	Santa Clara		2	3	82	A	UNLV		3	1	136	H	Delaware	3	0			
												82	H	UNLV		3	2	148	A	Cal St. Fullerton	3	1			
												90	A	Wyoming		3	2	154	A	Boise St.	1	3			
												90	H	Wyoming		3	1	154	H	Boise St.	3	0			
																		166	A	UC Irvine	3	0			
																		178	A	Air Force	3	2			
																		178	H	Air Force	3	0			
																		240	H	Montana	3	0			
																		247	A	Nevada	2	3			
																		270	H	Sacred Heart	3	0			
																		272	N	Brown	3	0			
LAST 10 GAMES																									
154 H Boise St.						3	0	35 H Colorado St.						3	1	110 H New Mexico						3	2		
178 H Air Force						3	0	166 A UC Irvine						3	0	178 A Air Force						3	2		
74 A Fresno St.						3	1	178 A Air Force						3	2	154 A Boise St.						1	3		
82 A UNLV						3	1																		
90 H Wyoming						3	1																		

Non-Div. I Games:

San Diego St.

Average RPI Win: 130		WON-LOST	WINNING	LAST 10	STRENGTH OF		OPP. STRENGTH	TEAM	ADJ	CONF.	ADJ CONF.				
Average RPI Loss: 37		RECORD	PCT. RANK	GAMES	SCHEDULE		OF SCHEDULE	RPI	RPI	RPI	RPI				
DIV. I ONLY		18- 9	.66667	76	6- 4		73	46	47	.59004	47	4	4		
DIV. I NON-CONF.		9- 2	.81818	38	1- 0		142	133	60	.58542	60	4	4		
<hr/>															
TOTALS		RPI 1-25	RPI 26-50		W-L RECORDS		RPI 51-100		RPI 101-150		RPI 150+				
18- 9		1- 5	1- 1		OVERALL		7- 3		3- 0		6- 0				
10- 3		1- 2	0- 1		HOME		5- 0		1- 0		3- 0				
4- 6		0- 3	1- 0		AWAY		2- 3		1- 0		0- 0				
4- 0		0- 0	0- 0		NEUTRAL		0- 0		1- 0		3- 0				
9- 2		0- 0	0- 1		NON-CONFERENCE		2- 1		2- 0		5- 0				
4- 1		0- 0	0- 1		HOME		1- 0		1- 0		2- 0				
1- 1		0- 0	0- 0		AWAY		1- 1		0- 0		0- 0				
4- 0		0- 0	0- 0		NEUTRAL		0- 0		1- 0		3- 0				
9- 7		1- 5	1- 0		CONFERENCE		5- 2		1- 0		1- 0				
6- 2		1- 2	0- 0		HOME		4- 0		0- 0		1- 0				
3- 5		0- 3	1- 0		AWAY		1- 2		1- 0		0- 0				
0- 0		0- 0	0- 0		NEUTRAL		0- 0		0- 0		0- 0				
RPI	S	Opponent	Score	RPI	S	Opponent	Score	RPI	S	Opponent	Score	RPI	S	Opponent	Score
11	A	Florida	0 3	26	H	Michigan	0 3	53	H	Virginia Tech	3 1	102	A	Alabama	3 1
11	H	Florida	0 3	49	A	Auburn	3 2	58	A	Georgia	0 3	122	H	Arkansas St.	3 0
16	A	Tennessee	2 3					58	H	Georgia	3 0	139	N	Valparaiso	3 0
16	H	Tennessee	3 2					73	A	Morehead St.	2 3	159	H	North Florida	3 0
17	H	Texas A&M	1 3					75	A	LSU	3 1	186	H	Nicholls St.	3 0
25	A	Arkansas	0 3					75	H	LSU	3 0	196	H	Mississippi St.	3 0
								96	A	Lipscomb	3 0	211	N	Houston	3 0
								99	H	South Carolina	3 0	282	N	Appalachian St.	3 0
								100	A	Ole Miss	1 3	329	N	Savannah St.	3 0
								100	H	Ole Miss	3 0				
<hr/>															
LAST 10 GAMES															

Non-Div. I Games:

Missouri

Average RPI Win: 136		WON-LOST	WINNING	LAST 10	STRENGTH OF		OPP. STRENGTH	TEAM	ADJ	CONF.	ADJ CONF.
Average RPI Loss: 36		RECORD	PCT. RANK	GAMES	SCHEDULE		OF SCHEDULE	RPI	RPI	RPI	RPI
DIV. I ONLY		17- 11	.60714	109	58		37	50	.58657	48	5
DIV. I NON-CONF.		10- 4	.71429	70	85		49	50	.59313	48	5
TOTALS		RPI 1-25	RPI 26-50		W-L RECORDS		RPI 51-100		RPI 101-150		RPI 150+
17- 11	0- 5	4- 3		OVERALL		2- 2		1- 1		10- 0	
9- 6	0- 2	2- 2		HOME		0- 1		1- 1		6- 0	
6- 3	0- 2	2- 1		AWAY		1- 0		0- 0		3- 0	
2- 2	0- 1	0- 0		NEUTRAL		1- 1		0- 0		1- 0	
10- 4	0- 1	1- 1		NON-CONFERENCE		2- 1		1- 1		6- 0	
5- 2	0- 0	0- 1		HOME		0- 0		1- 1		4- 0	
3- 0	0- 0	1- 0		AWAY		1- 0		0- 0		1- 0	
2- 2	0- 1	0- 0		NEUTRAL		1- 1		0- 0		1- 0	
7- 7	0- 4	3- 2		CONFERENCE		0- 1		0- 0		4- 0	
4- 4	0- 2	2- 1		HOME		0- 1		0- 0		2- 0	
3- 3	0- 2	1- 1		AWAY		0- 0		0- 0		2- 0	
0- 0	0- 0	0- 0		NEUTRAL		0- 0		0- 0		0- 0	
RPI S	Opponent	Score	RPI S	Opponent	Score	RPI S	Opponent	Score	RPI S	Opponent	Score
7 N	Kansas	1 3	32 A	St. Mary's (CA)	3 0	53 N	Virginia Tech	2 3	101 H	UC Santa Barbara	0 3
12 A	BYU	0 3	32 H	St. Mary's (CA)	1 3	54 H	San Francisco	2 3	113 H	Connecticut	3 0
12 H	BYU	2 3	34 A	Notre Dame	3 1	64 N	Xavier	3 1	157 A	Portland	3 0
24 A	San Diego	0 3	36 A	Pepperdine	2 3	87 A	Cal St. Northridge	3 2	157 H	Portland	3 0
24 H	San Diego	1 3	36 H	Pepperdine	3 1				164 A	High Point	3 1
			39 H	Arizona St.	1 3				166 H	UC Irvine	3 0
			41 H	Santa Clara	3 0				170 A	Gonzaga	3 0
									170 H	Gonzaga	3 0
									188 H	Colgate	3 1
									211 H	CSU Bakersfield	3 0
									250 H	Iona	3 0
									276 N	George Mason	3 0
LAST 10 GAMES											
87 A	Cal St. Northridge	3 2	36 A	Pepperdine	2 3						
36 H	Pepperdine	3 1	157 A	Portland	3 0						
12 A	BYU	0 3	170 A	Gonzaga	3 0						
157 H	Portland	3 0	24 A	San Diego	0 3						
170 H	Gonzaga	3 0	41 H	Santa Clara	3 0						

Non-Div. I Games:

Loyola Marymount

Average RPI Win: 140		WON-LOST RECORD		WINNING PCT. RANK		LAST 10 GAMES		STRENGTH OF SCHEDULE		OPP. STRENGTH OF SCHEDULE		TEAM RPI		ADJ RPI		CONF. RPI		ADJ CONF. RPI	
DIV. I ONLY		17- 9		.65385 86		5- 5		66		55		48		.58538 49		4		4	
DIV. I NON-CONF.		9- 1		.9 20		0- 0		76		168		34		.6269 35		4		4	
TOTALS		RPI 1-25		RPI 26-50		W-L RECORDS		RPI 51-100		RPI 101-150		RPI 150+							
17- 9		1- 5		0- 2		OVERALL		5- 2		2- 0		9- 0							
8- 3		1- 1		0- 1		HOME		3- 1		1- 0		3- 0							
6- 5		0- 4		0- 0		AWAY		2- 1		0- 0		4- 0							
3- 1		0- 0		0- 1		NEUTRAL		0- 0		1- 0		2- 0							
9- 1		0- 0		0- 1		NON-CONFERENCE		1- 0		1- 0		7- 0							
3- 0		0- 0		0- 0		HOME		1- 0		0- 0		2- 0							
3- 0		0- 0		0- 0		AWAY		0- 0		0- 0		3- 0							
3- 1		0- 0		0- 1		NEUTRAL		0- 0		1- 0		2- 0							
8- 8		1- 5		0- 1		CONFERENCE		4- 2		1- 0		2- 0							
5- 3		1- 1		0- 1		HOME		2- 1		1- 0		1- 0							
3- 5		0- 4		0- 0		AWAY		2- 1		0- 0		1- 0							
0- 0		0- 0		0- 0		NEUTRAL		0- 0		0- 0		0- 0							
RPI S	Opponent	Score		RPI S	Opponent	Score		RPI S	Opponent	Score		RPI S	Opponent	Score					
11 A	Florida	0	3	42 N	Wichita St.	1	3	58 A	Georgia	0	3	102 H	Alabama	3	1				
17 A	Texas A&M	1	3	47 H	Missouri	2	3	58 H	Georgia	3	1	123 N	Central Mich.	3	2				
17 H	Texas A&M	1	3					75 H	LSU	1	3	151 A	Troy	3	0				
22 A	Kentucky	1	3					76 H	Ga. Southern	3	1	152 N	Texas St.	3	0				
25 A	Arkansas	0	3					99 A	South Carolina	3	0	164 H	High Point	3	0				
25 H	Arkansas	3	2					99 H	South Carolina	3	1	177 A	Green Bay	3	0				
								100 A	Ole Miss	3	0	196 A	Mississippi St.	3	0				
												196 H	Mississippi St.	3	0				
												204 A	SMU	3	0				
												206 H	Jacksonville St.	3	0				
												253 N	Drake	3	0				
				LAST 10 GAMES															
				17 H	Texas A&M	1	3	47 H	Missouri	2	3								
				58 H	Georgia	3	1	75 H	LSU	1	3								
				25 H	Arkansas	3	2	11 A	Florida	0	3								
				100 A	Ole Miss	3	0	58 A	Georgia	0	3								
				99 A	South Carolina	3	0	196 H	Mississippi St.	3	0								

Non-Div. I Games:

Auburn

Average RPI Win: 171		WON-LOST	WINNING	LAST 10	STRENGTH OF		OPP. STRENGTH	TEAM	ADJ	CONF.	ADJ CONF.
Average RPI Loss: 26		RECORD	PCT. RANK	GAMES	SCHEDULE		OF SCHEDULE	RPI	RPI	RPI	RPI
DIV. I ONLY		18- 10	.64286	92	5- 5		70	58	51	.5817	51
DIV. I NON-CONF.		13- 2	.86667	27	0- 0		188	173	69	.57736	71
TOTALS		RPI 1-25	RPI 26-50		W-L RECORDS		RPI 51-100		RPI 101-150		RPI 150+
18- 10		1- 6	1- 3		OVERALL		2- 0		4- 1		10- 0
8- 3		1- 2	0- 1		HOME		1- 0		2- 0		4- 0
3- 7		0- 4	0- 2		AWAY		0- 0		0- 1		3- 0
7- 0		0- 0	1- 0		NEUTRAL		1- 0		2- 0		3- 0
13- 2		0- 1	1- 0		NON-CONFERENCE		1- 0		3- 1		8- 0
4- 0		0- 0	0- 0		HOME		0- 0		1- 0		3- 0
2- 2		0- 1	0- 0		AWAY		0- 0		0- 1		2- 0
7- 0		0- 0	1- 0		NEUTRAL		1- 0		2- 0		3- 0
5- 8		1- 5	0- 3		CONFERENCE		1- 0		1- 0		2- 0
4- 3		1- 2	0- 1		HOME		1- 0		1- 0		1- 0
1- 5		0- 3	0- 2		AWAY		0- 0		0- 0		1- 0
0- 0		0- 0	0- 0		NEUTRAL		0- 0		0- 0		0- 0
RPI S	Opponent	Score	RPI S	Opponent	Score	RPI S	Opponent	Score	RPI S	Opponent	Score
3 A	Texas	1 3	27 A	Oklahoma	0 3	54 N	San Francisco	3 1	103 H	A&M-Corpus Christi	3 0
3 H	Texas	0 3	27 H	Oklahoma	1 3	59 H	TCU	3 2	105 H	Texas Tech	3 1
7 A	Kansas	2 3	28 A	Iowa St.	1 3				118 A	North Texas	0 3
7 H	Kansas	3 1	37 N	California	3 0				122 N	Arkansas St.	3 1
15 A	Kansas St.	1 3							147 N	UTEP	3 0
15 H	Kansas St.	1 3							152 H	Texas St.	3 0
19 A	Hawaii	0 3							189 A	West Virginia	3 0
									189 H	West Virginia	3 0
									247 H	Nevada	3 1
									249 N	Hampton	3 2
									255 N	Binghamton	3 2
									265 A	McNeese St.	3 1
									285 A	Tulane	3 0
									285 H	Tulane	3 1
									322 N	Bethune-Cookman	3 0
LAST 10 GAMES											
189 A West Virginia			3 0	189 H West Virginia			3 0				
27 H Oklahoma			1 3	59 H TCU			3 2				
7 H Kansas			3 1	27 A Oklahoma			0 3				
15 A Kansas St.			1 3	105 H Texas Tech			3 1				
3 A Texas			1 3	7 A Kansas			2 3				

Non-Div. I Games:

Baylor

Average RPI Win:	131	WON-LOST	WINNING	LAST 10	STRENGTH OF	OPP. STRENGTH	TEAM	ADJ	CONF.	ADJ CONF.		
Average RPI Loss:	54	RECORD	PCT. RANK	GAMES	SCHEDULE	OF SCHEDULE	RPI	RPI	RPI	RPI		
DIV. I ONLY		18- 10	.64286	92	4- 6	81	43	53	.57956	52	6	6
DIV. I NON-CONF.		9- 2	.81818	38	1- 0	144	84	52	.58634	57	6	6
<hr/>												
TOTALS	RPI 1-25	RPI 26-50		W-L RECORDS		RPI 51-100		RPI 101-150		RPI 150+		
18- 10	1- 4	1- 1		OVERALL		6- 3		5- 2		5- 0		
11- 2	1- 2	1- 0		HOME		3- 0		3- 0		3- 0		
3- 8	0- 2	0- 1		AWAY		1- 3		2- 2		0- 0		
4- 0	0- 0	0- 0		NEUTRAL		2- 0		0- 0		2- 0		
9- 2	0- 1	0- 0		NON-CONFERENCE		3- 0		1- 1		5- 0		
4- 0	0- 0	0- 0		HOME		0- 0		1- 0		3- 0		
1- 2	0- 1	0- 0		AWAY		1- 0		0- 1		0- 0		
4- 0	0- 0	0- 0		NEUTRAL		2- 0		0- 0		2- 0		
9- 8	1- 3	1- 1		CONFERENCE		3- 3		4- 1		0- 0		
7- 2	1- 2	1- 0		HOME		3- 0		2- 0		0- 0		
2- 6	0- 1	0- 1		AWAY		0- 3		2- 1		0- 0		
0- 0	0- 0	0- 0		NEUTRAL		0- 0		0- 0		0- 0		
<hr/>												
RPI S	Opponent	Score	RPI S	Opponent	Score	RPI S	Opponent	Score	RPI S	Opponent	Score	
10 H	Florida St.	2 3	43 A	North Carolina St.	2 3	53 A	Virginia Tech	1 3	104 A	Indiana	1 3	
11 A	Florida	1 3	43 H	North Carolina St.	3 1	53 H	Virginia Tech	3 1	135 A	Virginia	2 3	
18 A	North Carolina	0 3				58 A	Georgia	3 1	135 H	Virginia	3 0	
18 H	North Carolina	3 2				61 H	Clemson	3 0	143 A	Wake Forest	3 0	
21 H	Miami (FL)	0 3				66 A	Duke	2 3	146 A	Boston College	3 0	
						71 N	Bowling Green	3 1	146 H	Boston College	3 0	
						81 A	Maryland	2 3	148 H	Cal St. Fullerton	3 1	
						81 H	Maryland	3 0	197 N	La.-Lafayette	3 0	
						83 N	Cleveland St.	3 0	204 H	SMU	3 2	
									222 N	Jacksonville	3 0	
									245 H	Georgia St.	3 0	
									295 H	Charleston So.	3 0	
<hr/>												
LAST 10 GAMES												
43 H North Carolina St.						3	1	81 A Maryland	2	3		
18 H North Carolina						3	2	21 H Miami (FL)	0	3		
53 A Virginia Tech						1	3	10 H Florida St.	2	3		
135 A Virginia						2	3	58 A Georgia	3	1		
146 A Boston College						3	0	66 A Duke	2	3		

Non-Div. I Games:

Georgia Tech

Average RPI Win:	128	WON-LOST	WINNING	LAST 10	STRENGTH OF	OPP. STRENGTH	TEAM	ADJ	CONF.	ADJ CONF.	
Average RPI Loss:	50	RECORD	PCT. RANK	GAMES	SCHEDULE	OF SCHEDULE	RPI	RPI	RPI	RPI	
DIV. I ONLY	15- 12	.55556	137	4- 6	32	56	52	.57808	53	6	6
DIV. I NON-CONF.	7- 3	.7	75	0- 0	69	103	53	.5849	62	6	6
<hr/>											
TOTALS	RPI 1-25	RPI 26-50		W-L RECORDS		RPI 51-100		RPI 101-150		RPI 150+	
15- 12	1- 4	1- 3		OVERALL		4- 4		5- 0		4- 1	
8- 5	1- 2	0- 1		HOME		3- 2		2- 0		2- 0	
3- 6	0- 2	0- 1		AWAY		1- 2		2- 0		0- 1	
4- 1	0- 0	1- 1		NEUTRAL		0- 0		1- 0		2- 0	
7- 3	0- 0	1- 2		NON-CONFERENCE		1- 0		1- 0		4- 1	
3- 0	0- 0	0- 0		HOME		1- 0		0- 0		2- 0	
0- 2	0- 0	0- 1		AWAY		0- 0		0- 0		0- 1	
4- 1	0- 0	1- 1		NEUTRAL		0- 0		1- 0		2- 0	
8- 9	1- 4	0- 1		CONFERENCE		3- 4		4- 0		0- 0	
5- 5	1- 2	0- 1		HOME		2- 2		2- 0		0- 0	
3- 4	0- 2	0- 0		AWAY		1- 2		2- 0		0- 0	
0- 0	0- 0	0- 0		NEUTRAL		0- 0		0- 0		0- 0	
<hr/>											
RPI S	Opponent	Score	RPI S	Opponent	Score	RPI S	Opponent	Score	RPI S	Opponent	Score
10 A	Florida St.	0 3	26 N	Michigan	2 3	52 A	Georgia Tech	1 3	128 N	Liberty	3 1
10 H	Florida St.	2 3	43 H	North Carolina St.	1 3	52 H	Georgia Tech	3 1	135 A	Virginia	3 0
18 H	North Carolina	0 3	47 A	Missouri	1 3	61 A	Clemson	0 3	143 H	Wake Forest	3 1
21 A	Miami (FL)	0 3	48 N	Loyola Marymount	3 2	61 H	Clemson	2 3	146 A	Boston College	3 0
21 H	Miami (FL)	3 0				66 H	Duke	3 1	146 H	Boston College	3 0
						77 H	Towson	3 0	164 A	High Point	1 3
						81 A	Maryland	3 2	173 H	Middle Tenn.	3 1
						81 H	Maryland	1 3	186 N	Nicholls St.	3 0
									238 H	Harvard	3 0
									276 N	George Mason	3 0
<hr/>											
LAST 10 GAMES											
81 H Maryland			1 3	21 A Miami (FL)			0 3				
146 H Boston College			3 0	66 H Duke			3 1				
52 H Georgia Tech			3 1	143 H Wake Forest			3 1				
61 H Clemson			2 3	18 H North Carolina			0 3				
10 A Florida St.			0 3	43 H North Carolina St.			1 3				

Non-Div. I Games:

Virginia Tech

Average RPI Win:	147	WON-LOST	WINNING	LAST 10	STRENGTH OF	OPP. STRENGTH	TEAM	ADJ	CONF.	ADJ CONF.		
Average RPI Loss:	32	RECORD	PCT. RANK	GAMES	SCHEDULE	OF SCHEDULE	RPI	RPI	RPI	RPI		
DIV. I ONLY		15- 12	.55556	137	4- 6	51	40	62	.57672	54	5	5
DIV. I NON-CONF.		9- 4	.69231	81	0- 0	74	61	51	.5926	49	5	5
<hr/>												
TOTALS	RPI 1-25	RPI 26-50		W-L RECORDS		RPI 51-100		RPI 101-150		RPI 150+		
15- 12	0- 6	4- 4		OVERALL		1- 2		2- 0		8- 0		
7- 3	0- 2	2- 1		HOME		1- 0		1- 0		3- 0		
4- 8	0- 4	1- 3		AWAY		0- 1		1- 0		2- 0		
4- 1	0- 0	1- 0		NEUTRAL		0- 1		0- 0		3- 0		
9- 4	0- 2	2- 0		NON-CONFERENCE		1- 2		2- 0		4- 0		
4- 0	0- 0	1- 0		HOME		1- 0		1- 0		1- 0		
1- 3	0- 2	0- 0		AWAY		0- 1		1- 0		0- 0		
4- 1	0- 0	1- 0		NEUTRAL		0- 1		0- 0		3- 0		
6- 8	0- 4	2- 4		CONFERENCE		0- 0		0- 0		4- 0		
3- 3	0- 2	1- 1		HOME		0- 0		0- 0		2- 0		
3- 5	0- 2	1- 3		AWAY		0- 0		0- 0		2- 0		
0- 0	0- 0	0- 0		NEUTRAL		0- 0		0- 0		0- 0		
RPI S	Opponent	Score	RPI S	Opponent	Score	RPI S	Opponent	Score	RPI S	Opponent	Score	
1 A	Stanford	0 3	32 A	St. Mary's (CA)	0 3	51 N	Baylor	1 3	132 H	LIU Brooklyn	3 0	
12 A	BYU	1 3	36 A	Pepperdine	1 3	87 H	Cal St. Northridge	3 0	140 A	UC Davis	3 1	
12 H	BYU	1 3	36 H	Pepperdine	3 1	90 A	Wyoming	0 3	157 A	Portland	3 0	
19 A	Hawaii	0 3	37 H	California	3 0				157 H	Portland	3 0	
24 A	San Diego	1 3	37 N	California	3 2				170 A	Gonzaga	3 2	
24 H	San Diego	2 3	41 A	Santa Clara	2 3				170 H	Gonzaga	3 0	
			41 H	Santa Clara	2 3				216 N	Presbyterian	3 0	
			48 A	Loyola Marymount	3 2				236 N	Seattle	3 0	
									291 N	Eastern Wash.	3 1	
									296 H	La Salle	3 1	
<hr/>												
LAST 10 GAMES												
36 H Pepperdine						157 H Portland						
41 A Santa Clara						24 H San Diego						
170 H Gonzaga						12 A BYU						
41 H Santa Clara						36 A Pepperdine						
32 A St. Mary's (CA)						157 A Portland						

Non-Div. I Games:

San Francisco

Average RPI Win:		115	WON-LOST	WINNING	LAST 10	STRENGTH OF		OPP. STRENGTH	TEAM	ADJ	CONF.	ADJ CONF.
Average RPI Loss:		32	RECORD	PCT. RANK	GAMES	SCHEDULE		OF SCHEDULE	RPI	RPI	RPI	RPI
DIV. I ONLY		13- 15		.46429	192	1- 9		26	11	64	.57654	55
DIV. I NON-CONF.		10- 2		.83333	34	0- 0		23	44	12	.66686	12
TOTALS		RPI 1-25		RPI 26-50		W-L RECORDS		RPI 51-100		RPI 101-150		RPI 150+
13- 15		1- 7		2- 6		OVERALL		3- 2		3- 0		4- 0
3- 5		0- 2		0- 3		HOME		2- 0		1- 0		0- 0
2- 9		0- 4		0- 3		AWAY		1- 2		1- 0		0- 0
8- 1		1- 1		2- 0		NEUTRAL		0- 0		1- 0		4- 0
10- 2		1- 2		2- 0		NON-CONFERENCE		1- 0		2- 0		4- 0
0- 0		0- 0		0- 0		HOME		0- 0		0- 0		0- 0
2- 1		0- 1		0- 0		AWAY		1- 0		1- 0		0- 0
8- 1		1- 1		2- 0		NEUTRAL		0- 0		1- 0		4- 0
3- 13		0- 5		0- 6		CONFERENCE		2- 2		1- 0		0- 0
3- 5		0- 2		0- 3		HOME		2- 0		1- 0		0- 0
0- 8		0- 3		0- 3		AWAY		0- 2		0- 0		0- 0
0- 0		0- 0		0- 0		NEUTRAL		0- 0		0- 0		0- 0
RPI S	Opponent	Score	RPI S	Opponent	Score	RPI S	Opponent	Score	RPI S	Opponent	Score	
1 A	Stanford	0 3	37 A	California	0 3	80 A	Utah	1 3	124 H	Washington St.	3 1	
1 H	Stanford	0 3	37 H	California	1 3	80 H	Utah	3 1	131 N	Oakland	3 0	
2 N	Penn St.	3 2	39 A	Arizona St.	0 3	88 A	Colorado	1 3	148 A	Cal St. Fullerton	3 0	
6 A	UCLA	0 3	39 H	Arizona St.	0 3	88 H	Colorado	3 1	158 N	Ill.-Chicago	3 0	
9 A	Oregon	0 3	41 N	Santa Clara	3 1	98 A	Illinois St.	3 2	166 N	UC Irvine	3 1	
14 H	Washington	0 3	45 A	Arizona	1 3				201 N	DePaul	3 2	
15 A	Kansas St.	2 3	45 H	Arizona	2 3				216 N	Presbyterian	3 0	
21 N	Miami (FL)	1 3	46 N	San Diego St.	3 1							
LAST 10 GAMES												
45 H	Arizona	2 3	80 A	Utah	1 3							
39 H	Arizona St.	0 3	45 A	Arizona	1 3							
37 H	California	1 3	39 A	Arizona St.	0 3							
1 H	Stanford	0 3	124 H	Washington St.	3 1							
88 A	Colorado	1 3	14 H	Washington	0 3							

Non-Div. I Games:

Oregon St.

Average RPI Win:	205	WON-LOST RECORD	WINNING PCT. RANK	LAST 10 GAMES	STRENGTH OF SCHEDULE	OPP. STRENGTH OF SCHEDULE	TEAM RPI	ADJ RPI	CONF. RPI	ADJ CONF. RPI		
DIV. I ONLY		27- 4	.87097	12	8- 2	206	202	54	.57513	56	13	13
DIV. I NON-CONF.		12- 1	.92308	12	0- 0	282	273	91	.55191	93	17	17
<hr/>												
TOTALS	RPI 1-25	RPI 26-50		W-L RECORDS		RPI 51-100		RPI 101-150		RPI 150+		
27- 4	0- 0	0- 0		OVERALL		1- 2		7- 2		19- 0		
13- 1	0- 0	0- 0		HOME		0- 1		5- 0		8- 0		
9- 3	0- 0	0- 0		AWAY		1- 1		2- 2		6- 0		
5- 0	0- 0	0- 0		NEUTRAL		0- 0		0- 0		5- 0		
<hr/>												
12- 1	0- 0	0- 0		NON-CONFERENCE		0- 1		1- 0		11- 0		
5- 0	0- 0	0- 0		HOME		0- 0		1- 0		4- 0		
2- 1	0- 0	0- 0		AWAY		0- 1		0- 0		2- 0		
5- 0	0- 0	0- 0		NEUTRAL		0- 0		0- 0		5- 0		
<hr/>												
15- 3	0- 0	0- 0		CONFERENCE		1- 1		6- 2		8- 0		
8- 1	0- 0	0- 0		HOME		0- 1		4- 0		4- 0		
7- 2	0- 0	0- 0		AWAY		1- 0		2- 2		4- 0		
0- 0	0- 0	0- 0		NEUTRAL		0- 0		0- 0		0- 0		
<hr/>												
RPI S	Opponent	Score	RPI S	Opponent	Score	RPI S	Opponent	Score	RPI S	Opponent	Score	
						89 A	Missouri St.	1 3	103 A	A&M-Corpus Christi	2 3	
						93 A	Sam Houston St.	3 0	103 H	A&M-Corpus Christi	3 1	
						93 H	Sam Houston St.	1 3	105 H	Texas Tech	3 1	
									109 A	Northwestern St.	3 2	
									109 H	Northwestern St.	3 0	
									119 A	Oral Roberts	2 3	
									119 H	Oral Roberts	3 2	
									137 A	Stephen F. Austin	3 2	
									137 H	Stephen F. Austin	3 0	
									156 H	South Dakota	3 1	
									186 A	Nicholls St.	3 0	
									186 H	Nicholls St.	3 0	
									200 N	Wofford	3 0	
									206 H	Jacksonville St.	3 0	
									207 N	South Ala.	3 1	
									239 A	Lamar	3 0	
									239 H	Lamar	3 0	
									242 A	Southeastern La.	3 1	
									242 H	Southeastern La.	3 2	
									249 N	Hampton	3 0	
									260 H	Jackson St.	3 0	
									265 A	McNeese St.	3 0	
									265 H	McNeese St.	3 1	
									279 A	Southern Miss.	3 0	
									281 N	Fla. Atlantic	3 0	
									308 N	Louisiana Tech	3 0	
									309 H	Ark.-Pine Bluff	3 0	
<hr/>												
			LAST 10 GAMES									
						137 H	Stephen F. Austin	3 0	103 H	A&M-Corpus Christi	3 1	
						109 H	Northwestern St.	3 0	119 A	Oral Roberts	2 3	
						265 A	McNeese St.	3 0	242 A	Southeastern La.	3 1	
						239 A	Lamar	3 0	186 A	Nicholls St.	3 0	
						93 H	Sam Houston St.	1 3	119 H	Oral Roberts	3 2	

Non-Div. I Games:

Central Ark.

RPI	S	Opponent	Score	
312	A	Stetson	3	0

Central Ark.

C
e
n
t
r
a
l
A
r
k
.

C
e
n
t
r
a
l
A
r
k
.

Average RPI Win:		184	WON-LOST RECORD		WINNING PCT. RANK		LAST 10 GAMES		STRENGTH OF SCHEDULE		OPP. STRENGTH OF SCHEDULE		TEAM RPI		ADJ RPI		CONF. RPI		ADJ CONF. RPI				
DIV. I ONLY			19- 9		.67857 69		9- 1		102		84		69		.57184 60		11		11				
DIV. I NON-CONF.			5- 7		.41667 209		0- 0		44		27		105		.54868 97		11		11				
TOTALS		RPI 1-25		RPI 26-50		W-L RECORDS		RPI 51-100		RPI 101-150		RPI 150+											
19- 9		0- 3		0- 4		OVERALL		3- 1		2- 1		14- 0											
12- 2		0- 2		0- 0		HOME		3- 0		1- 0		8- 0											
7- 5		0- 1		0- 2		AWAY		0- 1		1- 1		6- 0											
0- 2		0- 0		0- 2		NEUTRAL		0- 0		0- 0		0- 0											
5- 7		0- 3		0- 4		NON-CONFERENCE		0- 0		0- 0		5- 0											
4- 2		0- 2		0- 0		HOME		0- 0		0- 0		4- 0											
1- 3		0- 1		0- 2		AWAY		0- 0		0- 0		1- 0											
0- 2		0- 0		0- 2		NEUTRAL		0- 0		0- 0		0- 0											
14- 2		0- 0		0- 0		CONFERENCE		3- 1		2- 1		9- 0											
8- 0		0- 0		0- 0		HOME		3- 0		1- 0		4- 0											
6- 2		0- 0		0- 0		AWAY		0- 1		1- 1		5- 0											
0- 0		0- 0		0- 0		NEUTRAL		0- 0		0- 0		0- 0											
RPI	S	Opponent		Score		RPI	S	Opponent		Score		RPI	S	Opponent		Score							
9	H	Oregon		1	3	29	A	Dayton		1	3	69	H	Western Mich.		3	0						
18	A	North Carolina		2	3	36	N	Pepperdine		0	3	71	A	Bowling Green		0	3						
22	H	Kentucky		1	3	40	N	Illinois		1	3	71	H	Bowling Green		3	0						
						43	A	North Carolina St.		0	3	95	H	Eastern Mich.		3	0						
															117	H	Northern Ill.	3	1				
															123	A	Central Mich.	2	3				
															129	A	Ball St.	3	0				
															160	H	Montana St.	3	0				
															167	A	Akron	3	1				
															167	H	Akron	3	0				
															183	H	Belmont	3	0				
															210	A	UNC Greensboro	3	0				
															218	A	Toledo	3	2				
															224	H	Niagara	3	0				
															231	A	Buffalo	3	0				
															231	H	Buffalo	3	0				
															235	A	Miami (OH)	3	0				
															235	H	Miami (OH)	3	1				
															237	A	Kent St.	3	0				
															237	H	Kent St.	3	0				
															274	H	Western Caro.	3	0				
LAST 10 GAMES																							
167 A Akron						3 1						235 H Miami (OH)						3 1					
231 A Buffalo						3 0						69 H Western Mich.						3 0					
123 A Central Mich.						2 3						117 H Northern Ill.						3 1					
237 A Kent St.						3 0						129 A Ball St.						3 0					
71 H Bowling Green						3 0						218 A Toledo						3 2					

Non-Div. I Games:

Ohio

Average RPI Win:	158	WON-LOST RECORD	WINNING PCT. RANK	LAST 10 GAMES	STRENGTH OF SCHEDULE	OPP. STRENGTH OF SCHEDULE	TEAM RPI	ADJ RPI	CONF. RPI	ADJ CONF. RPI					
DIV. I ONLY		18- 10	.64286	92	6- 4	80	69	57	.57145	61	6	6			
DIV. I NON-CONF.		9- 2	.81818	38	0- 0	138	235	68	.57649	73	6	6			
<hr/>															
TOTALS	RPI 1-25	RPI 26-50		W-L RECORDS		RPI 51-100		RPI 101-150		RPI 150+					
18- 10	0- 4	0- 2		OVERALL		5- 4		5- 0		8- 0					
9- 5	0- 3	0- 1		HOME		2- 1		2- 0		5- 0					
6- 5	0- 1	0- 1		AWAY		3- 3		3- 0		0- 0					
3- 0	0- 0	0- 0		NEUTRAL		0- 0		0- 0		3- 0					
9- 2	0- 0	0- 0		NON-CONFERENCE		1- 2		0- 0		8- 0					
6- 0	0- 0	0- 0		HOME		1- 0		0- 0		5- 0					
0- 2	0- 0	0- 0		AWAY		0- 2		0- 0		0- 0					
3- 0	0- 0	0- 0		NEUTRAL		0- 0		0- 0		3- 0					
9- 8	0- 4	0- 2		CONFERENCE		4- 2		5- 0		0- 0					
3- 5	0- 3	0- 1		HOME		1- 1		2- 0		0- 0					
6- 3	0- 1	0- 1		AWAY		3- 1		3- 0		0- 0					
0- 0	0- 0	0- 0		NEUTRAL		0- 0		0- 0		0- 0					
RPI	S	Opponent	Score	RPI	S	Opponent	Score	RPI	S	Opponent	Score				
10	H	Florida St.	0 <div>3</div>	43	A	North Carolina St.	1 <div>3</div>	52	A	Georgia Tech	0 <div>3</div>	135	A	Virginia	3 1
18	A	North Carolina	1 <div>3</div>	43	H	North Carolina St.	0 <div>3</div>	53	A	Virginia Tech	3 2	135	H	Virginia	3 0
18	H	North Carolina	1 <div>3</div>					53	H	Virginia Tech	3 0	143	A	Wake Forest	3 0
21	H	Miami (FL)	2 <div>3</div>					64	H	Xavier	3 0	146	A	Boston College	3 0
								66	A	Duke	3 2	146	H	Boston College	3 0
								81	A	Maryland	3 2	161	H	East Tenn. St.	3 0
								81	H	Maryland	0 <div>3</div>	168	N	UAB	3 0
								97	A	Furman	1 <div>3</div>	225	H	Coastal Caro.	3 0
								99	A	South Carolina	0 <div>3</div>	230	H	Charlotte	3 1
												243	H	Chattanooga	3 0
												245	N	Georgia St.	3 0
												254	N	Winthrop	3 0
												299	H	South Carolina St.	3 0
				LAST 10 GAMES											
		18 H North Carolina	1 <div>3</div>			146 A Boston College	3 0								
		43 H North Carolina St.	0 <div>3</div>			10 H Florida St.	0 <div>3</div>								
		135 A Virginia	3 1			21 H Miami (FL)	2 <div>3</div>								
		53 A Virginia Tech	3 2			143 A Wake Forest	3 0								
		81 A Maryland	3 2			66 A Duke	3 2								

Non-Div. I Games:

Clemson

Average RPI Win:	188	WON-LOST RECORD	WINNING PCT. RANK	LAST 10 GAMES	STRENGTH OF SCHEDULE	OPP. STRENGTH OF SCHEDULE	TEAM RPI	ADJ RPI	CONF. RPI	ADJ CONF. RPI		
DIV. I ONLY		24- 5	.82759	18	8- 2	198	137	58	.57137	62	14	14
DIV. I NON-CONF.		14- 1	.93333	9	1- 0	223	127	54	.59	54	13	15
<hr/>												
TOTALS	RPI 1-25	RPI 26-50		W-L RECORDS		RPI 51-100		RPI 101-150		RPI 150+		
24- 5	0- 0	1- 1		OVERALL		1- 1		7- 2		15- 1		
10- 2	0- 0	0- 1		HOME		0- 1		4- 0		6- 0		
9- 2	0- 0	1- 0		AWAY		0- 0		2- 1		6- 1		
5- 1	0- 0	0- 0		NEUTRAL		1- 0		1- 1		3- 0		
<hr/>												
14- 1	0- 0	1- 0		NON-CONFERENCE		1- 0		5- 1		7- 0		
5- 0	0- 0	0- 0		HOME		0- 0		2- 0		3- 0		
4- 0	0- 0	1- 0		AWAY		0- 0		2- 0		1- 0		
5- 1	0- 0	0- 0		NEUTRAL		1- 0		1- 1		3- 0		
<hr/>												
10- 4	0- 0	0- 1		CONFERENCE		0- 1		2- 1		8- 1		
5- 2	0- 0	0- 1		HOME		0- 1		2- 0		3- 0		
5- 2	0- 0	0- 0		AWAY		0- 0		0- 1		5- 1		
0- 0	0- 0	0- 0		NEUTRAL		0- 0		0- 0		0- 0		
<hr/>												
RPI	S	Opponent	Score	RPI	S	Opponent	Score	RPI	S	Opponent	Score	
				29	H	Dayton	0 3	64	H	Xavier	0 3	
				43	A	North Carolina St.	3 2	98	N	Illinois St.	3 1	
										108	A Duquesne	1 3
										108	H Duquesne	3 0
										126	N South Fla.	0 3
										128	H Liberty	3 0
										129	A Ball St.	3 1
										135	H Virginia	3 2
										144	A Army	3 1
										145	H Butler	3 0
										149	N Albany (NY)	3 0
										165	A George Washington	3 0
										165	H George Washington	3 0
										173	H Middle Tenn.	3 2
										179	H Saint Louis	3 1
										180	A Temple	3 0
										213	H Georgetown	3 1
										223	A Rhode Island	3 0
										230	A Charlotte	3 0
										230	H Charlotte	3 0
										237	N Kent St.	3 1
										270	N Sacred Heart	3 0
										273	A Fordham	1 3
										282	H Appalachian St.	3 2
										290	A Norfolk St.	3 0
										293	N Gardner-Webb	3 1
										296	A La Salle	3 0
				LAST 10 GAMES								
				230	H	Charlotte	3 0	108	H	Duquesne	3 0	
				29	H	Dayton	0 3	165	H	George Washington	3 0	
				64	H	Xavier	0 3	145	H	Butler	3 0	
				296	A	La Salle	3 0	179	H	Saint Louis	3 1	
				180	A	Temple	3 0	290	A	Norfolk St.	3 0	

Non-Div. I Games:

VCU

[illegible]

Non-Div. I Games:

Long Beach St.

Average RPI Win:	185	WON-LOST	WINNING	LAST 10	STRENGTH OF	OPP. STRENGTH	TEAM	ADJ	CONF.	ADJ CONF.		
Average RPI Loss:	54	RECORD	PCT. RANK	GAMES	SCHEDULE	OF SCHEDULE	RPI	RPI	RPI	RPI		
DIV. I ONLY		19- 10	.65517	83	8- 2	77	97	59	.5696	64	14	14
DIV. I NON-CONF.		8- 7	.53333	156	0- 0	73	66	97	.54956	96	13	15
<hr/>												
TOTALS	RPI 1-25	RPI 26-50		W-L RECORDS		RPI 51-100		RPI 101-150		RPI 150+		
19- 10	0- 2	0- 5		OVERALL		3- 2		4- 0		12- 1		
8- 3	0- 0	0- 2		HOME		1- 1		2- 0		5- 0		
8- 4	0- 0	0- 2		AWAY		2- 1		2- 0		4- 1		
3- 3	0- 2	0- 1		NEUTRAL		0- 0		0- 0		3- 0		
<hr/>												
8- 7	0- 2	0- 3		NON-CONFERENCE		2- 2		1- 0		5- 0		
2- 2	0- 0	0- 1		HOME		1- 1		0- 0		1- 0		
3- 2	0- 0	0- 1		AWAY		1- 1		1- 0		1- 0		
3- 3	0- 2	0- 1		NEUTRAL		0- 0		0- 0		3- 0		
<hr/>												
11- 3	0- 0	0- 2		CONFERENCE		1- 0		3- 0		7- 1		
6- 1	0- 0	0- 1		HOME		0- 0		2- 0		4- 0		
5- 2	0- 0	0- 1		AWAY		1- 0		1- 0		3- 1		
0- 0	0- 0	0- 0		NEUTRAL		0- 0		0- 0		0- 0		
<hr/>												
RPI	S	Opponent	Score	RPI	S	Opponent	Score	RPI	S	Opponent	Score	
7	N	Kansas	0 3	29	A	Dayton	1 3	61	A	Clemson	0 3	
17	N	Texas A&M	0 3	29	H	Dayton	1 3	62	A	VCU	3 0	
				33	H	Marquette	0 3	73	A	Morehead St.	3 0	
				34	A	Notre Dame	2 3	85	H	Cincinnati	3 2	
				48	N	Loyola Marymount	1 3	100	H	Ole Miss	2 3	
								108	H	Duquesne	3 0	
								136	A	Delaware	3 0	
								145	A	Butler	3 0	
								145	H	Butler	3 0	
								153	N	Columbia	3 0	
								165	H	George Washington	3 2	
								179	A	Saint Louis	3 0	
				179	H	Saint Louis	3 1					
				180	A	Temple	2 3					
				223	H	Rhode Island	3 0					
				225	N	Coastal Caro.	3 2					
				230	A	Charlotte	3 0					
				235	A	Miami (OH)	3 2					
				273	H	Fordham	3 0					
				296	A	La Salle	3 0					
				299	N	South Carolina St.	3 0					
				302	H	Tennessee Tech	3 0					
<hr/>												
				LAST 10 GAMES								
				29	H	Dayton	1 3	179	A	Saint Louis	3 0	
				230	A	Charlotte	3 0	145	A	Butler	3 0	
				62	A	VCU	3 0	273	H	Fordham	3 0	
				165	H	George Washington	3 2	223	H	Rhode Island	3 0	
				108	H	Duquesne	3 0	29	A	Dayton	1 3	

Non-Div. I Games:

Xavier

Average RPI Win:	148	WON-LOST	WINNING	LAST 10	STRENGTH OF	OPP. STRENGTH	TEAM	ADJ	CONF.	ADJ CONF.	
Average RPI Loss:	30	RECORD	PCT. RANK	GAMES	SCHEDULE	OF SCHEDULE	RPI	RPI	RPI	RPI	
DIV. I ONLY	16- 13	.55172	141	2- 8	59	36	72	.56813	65	1	1
DIV. I NON-CONF.	12- 1	.92308	12	0- 0	178	150	45	.59533	47	1	1
<hr/>											
TOTALS	RPI 1-25	RPI 26-50		W-L RECORDS		RPI 51-100		RPI 101-150		RPI 150+	
16- 13	0- 6	3- 6		OVERALL		3- 0		2- 1		8- 0	
5- 5	0- 2	2- 2		HOME		0- 0		0- 1		3- 0	
5- 7	0- 4	1- 3		AWAY		2- 0		2- 0		0- 0	
6- 1	0- 0	0- 1		NEUTRAL		1- 0		0- 0		5- 0	
12- 1	0- 0	0- 1		NON-CONFERENCE		3- 0		1- 0		8- 0	
3- 0	0- 0	0- 0		HOME		0- 0		0- 0		3- 0	
3- 0	0- 0	0- 0		AWAY		2- 0		1- 0		0- 0	
6- 1	0- 0	0- 1		NEUTRAL		1- 0		0- 0		5- 0	
4- 12	0- 6	3- 5		CONFERENCE		0- 0		1- 1		0- 0	
2- 5	0- 2	2- 2		HOME		0- 0		0- 1		0- 0	
2- 7	0- 4	1- 3		AWAY		0- 0		1- 0		0- 0	
0- 0	0- 0	0- 0		NEUTRAL		0- 0		0- 0		0- 0	
<hr/>											
RPI S	Opponent	Score	RPI S	Opponent	Score	RPI S	Opponent	Score	RPI S	Opponent	Score
2 A	Penn St.	0 3	26 A	Michigan	0 3	63 A	Long Beach St.	3 1	104 H	Indiana	1 3
2 H	Penn St.	0 3	26 H	Michigan	3 0	76 A	Ga. Southern	3 2	125 A	Iowa	3 2
4 A	Nebraska	0 3	31 N	Creighton	1 3	87 N	Cal St. Northridge	3 1	126 A	South Fla.	3 0
8 A	Minnesota	0 3	38 A	Michigan St.	0 3				163 H	North Dakota St.	3 0
23 A	Ohio St.	1 3	38 H	Michigan St.	1 3				185 N	UCF	3 0
23 H	Ohio St.	1 3	40 A	Illinois	2 3				199 N	James Madison	3 0
			40 H	Illinois	3 1				207 N	South Ala.	3 1
			50 A	Northwestern	3 1				220 H	Milwaukee	3 0
			50 H	Northwestern	2 3				222 N	Jacksonville	3 0
									253 H	Drake	3 0
									329 N	Savannah St.	3 0
<hr/>											
LAST 10 GAMES											
38 A	Michigan St.	0 3	40 H	Illinois	3 1						
26 A	Michigan	0 3	104 H	Indiana	1 3						
2 A	Penn St.	0 3	8 A	Minnesota	0 3						
23 A	Ohio St.	1 3	125 A	Iowa	3 2						
50 H	Northwestern	2 3	4 A	Nebraska	0 3						

Non-Div. I Games:

Wisconsin

Duke		Average RPI Win:	148	WON-LOST RECORD	WINNING PCT. RANK	LAST 10 GAMES	STRENGTH OF SCHEDULE	OPP. STRENGTH OF SCHEDULE	TEAM RPI	ADJ RPI	CONF. RPI	ADJ CONF. RPI
DIV. I ONLY			14- 15		.48276 182	4- 6	16	63	61	.56706 66	6	6
DIV. I NON-CONF.			9- 3		.75 59	0- 0	32	147	36	.62007 38	6	6
TOTALS		RPI 1-25	RPI 26-50		W-L RECORDS		RPI 51-100		RPI 101-150		RPI 150+	
14- 15	0- 7		1- 3		OVERALL		3- 3		4- 2		6- 0	
9- 6	0- 3		1- 0		HOME		2- 1		1- 2		5- 0	
2- 8	0- 4		0- 2		AWAY		0- 2		2- 0		0- 0	
3- 1	0- 0		0- 1		NEUTRAL		1- 0		1- 0		1- 0	
9- 3	0- 1		0- 2		NON-CONFERENCE		1- 0		2- 0		6- 0	
6- 0	0- 0		0- 0		HOME		0- 0		1- 0		5- 0	
0- 2	0- 1		0- 1		AWAY		0- 0		0- 0		0- 0	
3- 1	0- 0		0- 1		NEUTRAL		1- 0		1- 0		1- 0	
5- 12	0- 6		1- 1		CONFERENCE		2- 3		2- 2		0- 0	
3- 6	0- 3		1- 0		HOME		2- 1		0- 2		0- 0	
2- 6	0- 3		0- 1		AWAY		0- 2		2- 0		0- 0	
0- 0	0- 0		0- 0		NEUTRAL		0- 0		0- 0		0- 0	
RPI S	Opponent	Score	RPI S	Opponent	Score	RPI S	Opponent	Score	RPI S	Opponent	Score	
5 A	Louisville	0 3	26 A	Michigan	2 3	52 H	Georgia Tech	3 2	106 H	Northeastern	3 1	
10 A	Florida St.	1 3	30 N	Western Ky.	1 3	53 A	Virginia Tech	1 3	111 N	Samford	3 1	
10 H	Florida St.	0 3	43 A	North Carolina St.	1 3	61 H	Clemson	2 3	135 A	Virginia	3 1	
18 A	North Carolina	2 3	43 H	North Carolina St.	3 2	81 A	Maryland	2 3	143 H	Wake Forest	1 3	
18 H	North Carolina	1 3				81 H	Maryland	3 0	146 A	Boston College	3 2	
21 A	Miami (FL)	1 3				95 N	Eastern Mich.	3 1	146 H	Boston College	0 3	
21 H	Miami (FL)	2 3							169 H	Fairfield	3 0	
									181 N	Marshall	3 0	
									195 H	William & Mary	3 0	
									215 H	Elon	3 0	
									220 H	Milwaukee	3 0	
									316 H	East Carolina	3 0	
LAST 10 GAMES												
21 H	Miami (FL)	2 3	18 H	North Carolina	1 3							
10 H	Florida St.	0 3	53 A	Virginia Tech	1 3							
81 A	Maryland	2 3	135 A	Virginia	3 1							
146 A	Boston College	3 2	143 H	Wake Forest	1 3							
43 H	North Carolina St.	3 2	52 H	Georgia Tech	3 2							

Non-Div. I Games:

Duke

IPFW

Average RPI Win: 179		WON-LOST RECORD	WINNING PCT. RANK		LAST 10 GAMES		STRENGTH OF SCHEDULE		OPP. STRENGTH OF SCHEDULE		TEAM RPI	ADJ RPI	CONF. RPI	ADJ CONF. RPI	
Average RPI Loss: 108															
DIV. I ONLY		23- 6	.7931	31	7- 3		185		115		68	.56684	67	12	12
DIV. I NON-CONF.		11- 2	.84615	30	1- 0		230		82		81	.56986	79	14	13
TOTALS		RPI 1-25		RPI 26-50		W-L RECORDS		RPI 51-100		RPI 101-150		RPI 150+			
23- 6	0- 0			0- 1		OVERALL		2- 1				7- 4		14- 0	
11- 2	0- 0			0- 0		HOME		0- 1				4- 1		7- 0	
8- 4	0- 0			0- 1		AWAY		0- 0				2- 3		6- 0	
4- 0	0- 0			0- 0		NEUTRAL		2- 0				1- 0		1- 0	
11- 2	0- 0			0- 1		NON-CONFERENCE		2- 1				3- 0		6- 0	
4- 1	0- 0			0- 0		HOME		0- 1				1- 0		3- 0	
3- 1	0- 0			0- 1		AWAY		0- 0				1- 0		2- 0	
4- 0	0- 0			0- 0		NEUTRAL		2- 0				1- 0		1- 0	
12- 4	0- 0			0- 0		CONFERENCE		0- 0				4- 4		8- 0	
7- 1	0- 0			0- 0		HOME		0- 0				3- 1		4- 0	
5- 3	0- 0			0- 0		AWAY		0- 0				1- 3		4- 0	
0- 0	0- 0			0- 0		NEUTRAL		0- 0				0- 0		0- 0	
RPI	S	Opponent	Score	RPI	S	Opponent	Score	RPI	S	Opponent	Score	RPI	S	Opponent	Score
				38	A	Michigan St.	2 3	58	N	Georgia	3 1	114	A	IUPUI	2 3
								83	H	Cleveland St.	0 3	114	H	IUPUI	3 1
								95	N	Eastern Mich.	3 0	123	A	Central Mich.	3 1
												129	H	Ball St.	3 1
												131	A	Oakland	2 3
												131	H	Oakland	1 3
												138	A	UMKC	3 0
												138	H	UMKC	3 0
												149	N	Albany (NY)	3 0
												150	A	South Dakota St.	2 3
												150	H	South Dakota St.	3 0
												156	A	South Dakota	3 1
												156	H	South Dakota	3 2
												158	A	Ill.-Chicago	3 0
												163	A	North Dakota St.	3 2
												163	H	North Dakota St.	3 2
												218	A	Toledo	3 1
												226	A	Western Ill.	3 0
												226	H	Western Ill.	3 1
												228	N	Texas-Arlington	3 0
												237	H	Kent St.	3 0
												246	A	Neb. Omaha	3 2
												246	H	Neb. Omaha	3 0
												292	H	Murray St.	3 0
												298	H	Wright St.	3 0
LAST 10 GAMES															
				114	A	IUPUI	2 3	156	H	South Dakota	3 2	246	H	Neb. Omaha	3 0
				226	A	Western Ill.	3 0	138	H	UMKC	3 0	292	H	Murray St.	3 0
				246	H	Neb. Omaha	3 0	218	A	Toledo	3 1	298	H	Wright St.	3 0
				150	A	South Dakota St.	2 3	131	H	Oakland	1 3				
				163	A	North Dakota St.	3 2	226	H	Western Ill.	3 1				

Non-Div. I Games:

IPFW

Average RPI Win: 189		WON-LOST	WINNING	LAST 10	STRENGTH OF		OPP. STRENGTH	TEAM	ADJ	CONF.	ADJ CONF.
Average RPI Loss: 103		RECORD	PCT. RANK	GAMES	SCHEDULE		OF SCHEDULE	RPI	RPI	RPI	RPI
DIV. I ONLY		22- 5	.81481	20	9- 1		183	155	60	.56654	68
DIV. I NON-CONF.		6- 3	.66667	91	0- 0		198	121	119	.52627	119
TOTALS		RPI 1-25	RPI 26-50	W-L RECORDS		RPI 51-100	RPI 101-150	RPI 150+			
22- 5	0- 0		0- 1	OVERALL		5- 2	4- 0	13- 2			
10- 0	0- 0		0- 0	HOME		3- 0	1- 0	6- 0			
8- 3	0- 0		0- 0	AWAY		1- 1	3- 0	4- 2			
4- 2	0- 0		0- 1	NEUTRAL		1- 1	0- 0	3- 0			
6- 3	0- 0		0- 1	NON-CONFERENCE		1- 1	2- 0	3- 1			
0- 0	0- 0		0- 0	HOME		0- 0	0- 0	0- 0			
2- 1	0- 0		0- 0	AWAY		0- 0	2- 0	0- 1			
4- 2	0- 0		0- 1	NEUTRAL		1- 1	0- 0	3- 0			
16- 2	0- 0		0- 0	CONFERENCE		4- 1	2- 0	10- 1			
10- 0	0- 0		0- 0	HOME		3- 0	1- 0	6- 0			
6- 2	0- 0		0- 0	AWAY		1- 1	1- 0	4- 1			
0- 0	0- 0		0- 0	NEUTRAL		0- 0	0- 0	0- 0			
RPI	S	Opponent	Score	RPI	S	Opponent	Score	RPI	S	Opponent	Score
				39	N	Arizona St.	2 3	74	N	Fresno St.	0 3
								82	N	UNLV	3 1
								84	A	Northern Ariz.	1 3
								84	H	Northern Ariz.	3 1
								86	H	Portland St.	3 0
								92	A	Northern Colo.	3 0
								92	H	Northern Colo.	3 2
								115	A	St. John's (NY)	3 1
								142	A	North Dakota	3 0
								142	H	North Dakota	3 1
								147	A	UTEP	3 0
								157	A	Portland	2 3
								160	A	Montana St.	2 3
								160	H	Montana St.	3 0
								191	A	Sacramento St.	3 2
								191	H	Sacramento St.	3 2
								219	N	Tennessee St.	3 0
								240	A	Montana	3 2
								240	H	Montana	3 0
								244	A	Southern Utah	3 1
								244	H	Southern Utah	3 0
								262	A	Weber St.	3 1
								262	H	Weber St.	3 0
								291	H	Eastern Wash.	3 0
								313	N	Fairleigh Dickinson	3 0
								323	N	St. Francis (NY)	3 0
LAST 10 GAMES											
				191	H	Sacramento St.	3 2	142	A	North Dakota	3 0
				262	A	Weber St.	3 1	84	A	Northern Ariz.	1 3
				160	H	Montana St.	3 0	244	A	Southern Utah	3 1
				240	H	Montana	3 0	291	H	Eastern Wash.	3 0
				92	A	Northern Colo.	3 0	86	H	Portland St.	3 0

Non-Div. I Games:

Idaho St.

Average RPI Win:		167	WON-LOST RECORD		WINNING PCT. RANK		LAST 10 GAMES		STRENGTH OF SCHEDULE		OPP. STRENGTH OF SCHEDULE		TEAM RPI	ADJ RPI		CONF. RPI	ADJ CONF. RPI		
DIV. I ONLY			20- 9		.68966 65		9- 1		116		82		73	.56593 69		11	11		
DIV. I NON-CONF.			7- 6		.53846 153		0- 0		94		35		109	.54422 103		11	11		
TOTALS		RPI 1-25		RPI 26-50		W-L RECORDS		RPI 51-100		RPI 101-150		RPI 150+							
20- 9		0- 1		0- 3		OVERALL		3- 4		6- 1		11- 0							
8- 0		0- 0		0- 0		HOME		1- 0		3- 0		4- 0							
6- 7		0- 1		0- 3		AWAY		1- 2		2- 1		3- 0							
6- 2		0- 0		0- 0		NEUTRAL		1- 2		1- 0		4- 0							
7- 6		0- 1		0- 3		NON-CONFERENCE		1- 2		1- 0		5- 0							
0- 0		0- 0		0- 0		HOME		0- 0		0- 0		0- 0							
1- 4		0- 1		0- 3		AWAY		0- 0		0- 0		1- 0							
6- 2		0- 0		0- 0		NEUTRAL		1- 2		1- 0		4- 0							
13- 3		0- 0		0- 0		CONFERENCE		2- 2		5- 1		6- 0							
8- 0		0- 0		0- 0		HOME		1- 0		3- 0		4- 0							
5- 3		0- 0		0- 0		AWAY		1- 2		2- 1		2- 0							
0- 0		0- 0		0- 0		NEUTRAL		0- 0		0- 0		0- 0							
RPI	S	Opponent		Score		RPI	S	Opponent		Score		RPI	S	Opponent		Score			
18	A	North Carolina		1	3	27	A	Oklahoma		0	3	117	A	Northern Ill.		3	0		
						33	A	Marquette		0	3	117	H	Northern Ill.		3	1		
						50	A	Northwestern		1	3	123	A	Central Mich.		1	3		
												123	H	Central Mich.		3	0		
												129	A	Ball St.		3	0		
												129	H	Ball St.		3	1		
												136	N	Delaware		3	0		
												167	H	Akron		3	1		
												173	N	Middle Tenn.		3	0		
												179	N	Saint Louis		3	0		
												190	N	Southeast Mo. St.		3	0		
												218	A	Toledo		3	1		
												218	H	Toledo		3	0		
												220	A	Milwaukee		3	2		
												231	H	Buffalo		3	0		
												234	N	Bradley		3	0		
												235	H	Miami (OH)		3	0		
												237	A	Kent St.		3	1		
LAST 10 GAMES																			
235 H Miami (OH)						3	0	123 H Central Mich.						3	0				
117 H Northern Ill.						3	1	60 A Ohio						0	3				
218 A Toledo						3	1	237 A Kent St.						3	1				
129 A Ball St.						3	0	231 H Buffalo						3	0				
95 H Eastern Mich.						3	0	167 H Akron						3	1				

Non-Div. I Games:

Western Mich.

Average RPI Win:	214	WON-LOST RECORD	WINNING PCT. RANK	LAST 10 GAMES	STRENGTH OF SCHEDULE	OPP. STRENGTH OF SCHEDULE	TEAM RPI	ADJ RPI	CONF. RPI	ADJ CONF. RPI	
Average RPI Loss:	66										
DIV. I ONLY	23- 7	.76667	37	9- 1	126	180	63	.56543	70	20	20
DIV. I NON-CONF.	9- 5	.64286	99	1- 0	136	119	107	.53907	108	22	22
<hr/>											
TOTALS	RPI 1-25	RPI 26-50		W-L RECORDS	RPI 51-100		RPI 101-150		RPI 150+		
23- 7	0- 1	0- 3		OVERALL	3- 2		1- 0		19- 1		
13- 5	0- 0	0- 2		HOME	0- 2		1- 0		12- 1		
9- 1	0- 1	0- 0		AWAY	2- 0		0- 0		7- 0		
1- 1	0- 0	0- 1		NEUTRAL	1- 0		0- 0		0- 0		
<hr/>											
9- 5	0- 1	0- 3		NON-CONFERENCE	1- 0		0- 0		8- 1		
7- 3	0- 0	0- 2		HOME	0- 0		0- 0		7- 1		
1- 1	0- 1	0- 0		AWAY	0- 0		0- 0		1- 0		
1- 1	0- 0	0- 1		NEUTRAL	1- 0		0- 0		0- 0		
<hr/>											
14- 2	0- 0	0- 0		CONFERENCE	2- 2		1- 0		11- 0		
6- 2	0- 0	0- 0		HOME	0- 2		1- 0		5- 0		
8- 0	0- 0	0- 0		AWAY	2- 0		0- 0		6- 0		
0- 0	0- 0	0- 0		NEUTRAL	0- 0		0- 0		0- 0		
<hr/>											
RPI S	Opponent	Score	RPI S	Opponent	Score	RPI S	Opponent	Score	RPI S	Opponent	Score
7	A Kansas	0 3	38	H Michigan St.	1 3	76	A Ga. Southern	3 0	111	H Samford	3 0
			39	N Arizona St.	0 3	76	H Ga. Southern	1 3	159	H North Florida	2 3
			43	H North Carolina St.	1 3	90	N Wyoming	3 1	191	H Sacramento St.	3 1
						97	A Furman	3 2	200	A Wofford	3 0
						97	H Furman	1 3	200	H Wofford	3 0
									209	A Davidson	3 0
									209	H Davidson	3 1
									210	H UNC Greensboro	3 0
									213	H Georgetown	3 2
									215	A Elon	3 0
									216	H Presbyterian	3 1
									222	H Jacksonville	3 2
									225	H Coastal Caro.	3 1
									241	H Memphis	3 1
									243	H Chattanooga	3 0
									274	A Western Caro.	3 1
									282	A Appalachian St.	3 1
									295	A Charleston So.	3 1
									299	H South Carolina St.	3 0
									306	A Citadel	3 0
									306	H Citadel	3 0
<hr/>											
LAST 10 GAMES											
			210	H UNC Greensboro	3 0	76	H Ga. Southern	1 3			
			306	H Citadel	3 0	274	A Western Caro.	3 1			
			97	A Furman	3 2	282	A Appalachian St.	3 1			
			200	A Wofford	3 0	299	H South Carolina St.	3 0			
			209	H Davidson	3 1	243	H Chattanooga	3 0			

Non-Div. I Games:

Col. of Charleston

Average RPI Win:		167	WON-LOST RECORD		WINNING PCT. RANK		LAST 10 GAMES		STRENGTH OF SCHEDULE		OPP. STRENGTH OF SCHEDULE		TEAM RPI		ADJ RPI		CONF. RPI		ADJ CONF. RPI	
Average RPI Loss:		64																		
DIV. I ONLY			18- 10		.64286 92		7- 3		92		93		74		.56524 71		11		11	
DIV. I NON-CONF.			5- 7		.41667 209		0- 0		25		41		90		.55638 88		11		11	
TOTALS		RPI 1-25		RPI 26-50		W-L RECORDS		RPI 51-100		RPI 101-150		RPI 150+								
18- 10		0- 2		0- 2		OVERALL		4- 4		3- 2		11- 0								
8- 1		0- 0		0- 0		HOME		2- 0		1- 1		5- 0								
7- 5		0- 2		0- 1		AWAY		1- 1		2- 1		4- 0								
3- 4		0- 0		0- 1		NEUTRAL		1- 3		0- 0		2- 0								
5- 7		0- 2		0- 2		NON-CONFERENCE		1- 3		2- 0		2- 0								
1- 0		0- 0		0- 0		HOME		0- 0		1- 0		0- 0								
1- 3		0- 2		0- 1		AWAY		0- 0		1- 0		0- 0								
3- 4		0- 0		0- 1		NEUTRAL		1- 3		0- 0		2- 0								
13- 3		0- 0		0- 0		CONFERENCE		3- 1		1- 2		9- 0								
7- 1		0- 0		0- 0		HOME		2- 0		0- 1		5- 0								
6- 2		0- 0		0- 0		AWAY		1- 1		1- 1		4- 0								
0- 0		0- 0		0- 0		NEUTRAL		0- 0		0- 0		0- 0								
RPI S	Opponent		Score		RPI S	Opponent		Score		RPI S	Opponent		Score		RPI S	Opponent		Score		
12 A	BYU		0	3	33 A	Marquette		0	3	52 N	Georgia Tech		1	3	104 A	Indiana		3	1	
20 A	Purdue		0	3	50 N	Northwestern		1	3	60 A	Ohio		0	3	117 A	Northern Ill.		1	3	
										60 H	Ohio		3	0	123 A	Central Mich.		3	2	
										69 H	Western Mich.		3	2	129 H	Ball St.		1	3	
										80 N	Utah		2	3	131 H	Oakland		3	2	
										83 N	Cleveland St.		0	3	167 A	Akron		3	0	
										86 N	Portland St.		3	1	167 H	Akron		3	1	
										95 A	Eastern Mich.		3	2	168 N	UAB		3	1	
															206 N	Jacksonville St.		3	1	
															218 H	Toledo		3	1	
															231 A	Buffalo		3	1	
															231 H	Buffalo		3	2	
															235 A	Miami (OH)		3	0	
															235 H	Miami (OH)		3	0	
															237 A	Kent St.		3	2	
															237 H	Kent St.		3	0	
				LAST 10 GAMES																
																	</			

Non-Div. I Games:

Bowling Green

Average RPI Win:		222	WON-LOST RECORD		WINNING PCT. RANK		LAST 10 GAMES		STRENGTH OF SCHEDULE		OPP. STRENGTH OF SCHEDULE		TEAM RPI		ADJ RPI		CONF. RPI		ADJ CONF. RPI			
DIV. I ONLY			18- 5		.78261 32		10- 0		177		166		76		.56391 72		23		23			
DIV. I NON-CONF.			4- 5		.44444 196		0- 0		63		51		115		.53506 112		21		21			
TOTALS		RPI 1-25		RPI 26-50		W-L RECORDS		RPI 51-100		RPI 101-150		RPI 150+										
18- 5		0- 2		0- 1		OVERALL		0- 1		1- 1		17- 0										
11- 2		0- 1		0- 1		HOME		0- 0		1- 0		10- 0										
7- 1		0- 1		0- 0		AWAY		0- 0		0- 0		7- 0										
0- 2		0- 0		0- 0		NEUTRAL		0- 1		0- 1		0- 0										
4- 5		0- 2		0- 1		NON-CONFERENCE		0- 1		1- 1		3- 0										
4- 2		0- 1		0- 1		HOME		0- 0		1- 0		3- 0										
0- 1		0- 1		0- 0		AWAY		0- 0		0- 0		0- 0										
0- 2		0- 0		0- 0		NEUTRAL		0- 1		0- 1		0- 0										
14- 0		0- 0		0- 0		CONFERENCE		0- 0		0- 0		14- 0										
7- 0		0- 0		0- 0		HOME		0- 0		0- 0		7- 0										
7- 0		0- 0		0- 0		AWAY		0- 0		0- 0		7- 0										
0- 0		0- 0		0- 0		NEUTRAL		0- 0		0- 0		0- 0										
RPI	S	Opponent			Score		RPI	S	Opponent			Score		RPI	S	Opponent			Score			
17	H	Texas A&M			1 3		50	H	Northwestern			1 3		74	N	Fresno St.			0 3			
24	A	San Diego			0 3								101	N	UC Santa Barbara			1 3				
													149	H	Albany (NY)			3 0				
													153	A	Columbia			3 0				
													153	H	Columbia			3 1				
													174	H	American			3 0				
													193	A	Penn			3 1				
													193	H	Penn			3 0				
													194	A	Princeton			3 0				
													194	H	Princeton			3 1				
													203	H	Villanova			3 1				
													238	A	Harvard			3 0				
													238	H	Harvard			3 0				
													248	H	Stony Brook			3 0				
													256	A	Cornell			3 0				
													256	H	Cornell			3 1				
													272	A	Brown			3 1				
													272	H	Brown			3 0				
													305	A	Dartmouth			3 1				
													305	H	Dartmouth			3 0				
							LAST 10 GAMES															
							305 H Dartmouth						3 0		153 H Columbia						3 1	
							238 H Harvard						3 0		272 H Brown						3 0	
							194 A Princeton						3 0		193 H Penn						3 0	
							193 A Penn						3 1		194 H Princeton						3 1	
							256 H Cornell						3 1		238 A Harvard						3 0	

Non-Div. I Games:

Yale

Average RPI Win:		228	WON-LOST RECORD		WINNING PCT. RANK		LAST 10 GAMES		STRENGTH OF SCHEDULE		OPP. STRENGTH OF SCHEDULE		TEAM RPI		ADJ RPI		CONF. RPI		ADJ CONF. RPI								
DIV. I ONLY			24- 6		.8		25		169		214		71		.56292		73		24								
DIV. I NON-CONF.			8- 6		.57143		139		61		140		88		.55387		90		23								
TOTALS		RPI 1-25		RPI 26-50		W-L RECORDS		RPI 51-100		RPI 101-150		RPI 150+															
24- 6		0- 2		1- 1		OVERALL		0- 1		1- 1		22- 1															
13- 2		0- 0		1- 0		HOME		0- 1		1- 1		11- 0															
9- 2		0- 1		0- 0		AWAY		0- 0		0- 0		9- 0															
2- 2		0- 1		0- 1		NEUTRAL		0- 0		0- 0		2- 0															
8- 6		0- 2		1- 1		NON-CONFERENCE		0- 1		1- 1		6- 1															
5- 2		0- 0		1- 0		HOME		0- 1		1- 1		3- 0															
1- 2		0- 1		0- 0		AWAY		0- 0		0- 0		1- 1															
2- 2		0- 1		0- 1		NEUTRAL		0- 0		0- 0		2- 0															
16- 0		0- 0		0- 0		CONFERENCE		0- 0		0- 0		16- 0															
8- 0		0- 0		0- 0		HOME		0- 0		0- 0		8- 0															
8- 0		0- 0		0- 0		AWAY		0- 0		0- 0		8- 0															
0- 0		0- 0		0- 0		NEUTRAL		0- 0		0- 0		0- 0															
RPI	S	Opponent		Score		RPI	S	Opponent		Score		RPI	S	Opponent		Score											
2	N	Penn St.		0	3	30	N	Western Ky.		0	3	64	H	Xavier		0	3	139	H	Valparaiso		3	2				
5	A	Louisville		1	3	47	H	Missouri		3	2							141	H	Northern Ky.		1	3				
																				181	A	Marshall		2	3		
																				183	A	Belmont		3	1		
																				183	H	Belmont		3	0		
																				184	A	Austin Peay		3	0		
																				190	H	Southeast Mo. St.		3	0		
																				198	N	Youngstown St.		3	0		
																				205	H	Evansville		3	1		
																				206	A	Jacksonville St.		3	2		
																				206	H	Jacksonville St.		3	2		
																				210	A	UNC Greensboro		3	2		
																				219	A	Tennessee St.		3	1		
																				219	H	Tennessee St.		3	0		
																				227	N	UNC Wilmington		3	0		
																				257	A	Eastern Ill.		3	2		
																				264	A	Eastern Ky.		3	1		
																				264	H	Eastern Ky.		3	0		
																				275	H	UT Martin		3	0		
																				284	A	SIU Edwardsville		3	1		
																				286	H	Alabama A&M		3	0		
																				292	H	Murray St.		3	0		
																				302	A	Tennessee Tech		3	1		
																				302	H	Tennessee Tech		3	0		
																				329	H	Savannah St.		3	0		

Non-Div. I Games:

Morehead St.

Average RPI Win:	116	WON-LOST RECORD	WINNING PCT. RANK	LAST 10 GAMES	STRENGTH OF SCHEDULE	OPP. STRENGTH OF SCHEDULE	TEAM RPI	ADJ RPI	CONF. RPI	ADJ CONF. RPI		
DIV. I ONLY		12- 14	.46154	197	6- 4	44	16	85	.56264	75	4	4
DIV. I NON-CONF.		4- 5	.44444	196	0- 0	17	5	72	.58107	64	4	4
<hr/>												
TOTALS	RPI 1-25	RPI 26-50		W-L RECORDS		RPI 51-100		RPI 101-150		RPI 150+		
12- 14	1- 9	1- 2		OVERALL		4- 2		2- 1		4- 0		
5- 4	1- 2	0- 1		HOME		2- 1		1- 0		1- 0		
4- 7	0- 4	1- 1		AWAY		1- 1		1- 1		1- 0		
3- 3	0- 3	0- 0		NEUTRAL		1- 0		0- 0		2- 0		
4- 5	0- 5	0- 0		NON-CONFERENCE		1- 0		1- 0		2- 0		
0- 0	0- 0	0- 0		HOME		0- 0		0- 0		0- 0		
1- 2	0- 2	0- 0		AWAY		0- 0		1- 0		0- 0		
3- 3	0- 3	0- 0		NEUTRAL		1- 0		0- 0		2- 0		
8- 9	1- 4	1- 2		CONFERENCE		3- 2		1- 1		2- 0		
5- 4	1- 2	0- 1		HOME		2- 1		1- 0		1- 0		
3- 5	0- 2	1- 1		AWAY		1- 1		0- 1		1- 0		
0- 0	0- 0	0- 0		NEUTRAL		0- 0		0- 0		0- 0		
RPI S	Opponent	Score	RPI S	Opponent	Score	RPI S	Opponent	Score	RPI S	Opponent	Score	
3 A	Texas	0 3	47 A	Missouri	0 3	58 A	Georgia	3 1	102 A	Alabama	0 3	
14 N	Washington	0 3	47 H	Missouri	1 3	58 H	Georgia	2 3	102 H	Alabama	3 1	
16 H	Tennessee	2 3	49 A	Auburn	3 1	69 N	Western Mich.	3 1	112 A	Rice	3 0	
17 H	Texas A&M	1 3				99 A	South Carolina	2 3	173 N	Middle Tenn.	3 0	
18 A	North Carolina	0 3				99 H	South Carolina	3 0	196 A	Mississippi St.	3 2	
20 N	Purdue	0 3				100 H	Ole Miss	3 1	196 H	Mississippi St.	3 0	
22 A	Kentucky	0 3							217 N	Cal Poly	3 0	
22 H	Kentucky	3 2										
24 N	San Diego	0 3										
25 A	Arkansas	1 3										
<hr/>												
LAST 10 GAMES												
47 A Missouri					0 3	22 A Kentucky					0 3	
58 A Georgia					3 1	49 A Auburn					3 1	
100 H Ole Miss					3 1	102 H Alabama					3 1	
196 H Mississippi St.					3 0	16 H Tennessee					2 3	
17 H Texas A&M					1 3	99 H South Carolina					3 0	

Non-Div. I Games:

LSU

Average RPI Win:	206	WON-LOST	WINNING	LAST 10	STRENGTH OF	OPP. STRENGTH	TEAM	ADJ	CONF.	ADJ CONF.	
Average RPI Loss:	76	RECORD	PCT. RANK	GAMES	SCHEDULE	OF SCHEDULE	RPI	RPI	RPI	RPI	
DIV. I ONLY	24- 6	.8	25	10- 0	205	161	75	.56119	76	20	20
DIV. I NON-CONF.	9- 5	.64286	99	0- 0	252	88	139	.5078	135	22	22
<hr/>											
TOTALS	RPI 1-25	RPI 26-50		W-L RECORDS		RPI 51-100		RPI 101-150		RPI 150+	
24- 6	0- 0	0- 1		OVERALL		3- 3		1- 2		20- 0	
11- 2	0- 0	0- 0		HOME		1- 2		0- 0		10- 0	
8- 3	0- 0	0- 1		AWAY		2- 1		1- 1		5- 0	
5- 1	0- 0	0- 0		NEUTRAL		0- 0		0- 1		5- 0	
<hr/>											
9- 5	0- 0	0- 1		NON-CONFERENCE		0- 2		0- 2		9- 0	
4- 1	0- 0	0- 0		HOME		0- 1		0- 0		4- 0	
0- 3	0- 0	0- 1		AWAY		0- 1		0- 1		0- 0	
5- 1	0- 0	0- 0		NEUTRAL		0- 0		0- 1		5- 0	
<hr/>											
15- 1	0- 0	0- 0		CONFERENCE		3- 1		1- 0		11- 0	
7- 1	0- 0	0- 0		HOME		1- 1		0- 0		6- 0	
8- 0	0- 0	0- 0		AWAY		2- 0		1- 0		5- 0	
0- 0	0- 0	0- 0		NEUTRAL		0- 0		0- 0		0- 0	
<hr/>											
RPI S	Opponent	Score	RPI S	Opponent	Score	RPI S	Opponent	Score	RPI S	Opponent	Score
			49 A	Auburn	1 3	58 A	Georgia	1 3	101 N	UC Santa Barbara	2 3
						65 H	Wisconsin	2 3	110 A	New Mexico	2 3
						70 A	Col. of Charleston	3 1	111 A	Samford	3 2
						70 H	Col. of Charleston	0 3	151 N	Troy	3 1
						97 A	Furman	3 0	157 N	Portland	3 1
						97 H	Furman	3 0	164 N	High Point	3 1
									200 A	Wofford	3 1
									200 H	Wofford	3 1
									206 N	Jacksonville St.	3 0
									207 H	South Ala.	3 1
									209 A	Davidson	3 0
									209 H	Davidson	3 1
									210 H	UNC Greensboro	3 0
									215 H	Elon	3 2
									222 H	Jacksonville	3 1
									229 H	Mercer	3 0
									243 A	Chattanooga	3 0
									245 N	Georgia St.	3 1
									274 H	Western Caro.	3 2
									282 A	Appalachian St.	3 1
									306 A	Citadel	3 0
									306 H	Citadel	3 0
									329 H	Savannah St.	3 0
			LAST 10 GAMES								
			200 H	Wofford	3 1	70 A	Col. of Charleston	3 1			
			97 H	Furman	3 0	243 A	Chattanooga	3 0			
			209 H	Davidson	3 1	111 A	Samford	3 2			
			274 H	Western Caro.	3 2	215 H	Elon	3 2			
			306 A	Citadel	3 0	210 H	UNC Greensboro	3 0			

Non-Div. I Games:

Ga. Southern

Average RPI Win: 208		WON-LOST RECORD	WINNING PCT. RANK		LAST 10 GAMES	STRENGTH OF SCHEDULE	OPP. STRENGTH OF SCHEDULE	TEAM RPI	ADJ RPI		CONF. RPI	ADJ CONF. RPI		
Average RPI Loss: 155														
DIV. I ONLY		25- 3	.89286	6	10- 0	264	176	66	.55996	77	19	18		
DIV. I NON-CONF.		13- 3	.8125	45	0- 0	257	174	108	.53454	114	19	19		
<hr/>														
TOTALS		RPI 1-25		RPI 26-50		W-L RECORDS		RPI 51-100		RPI 101-150		RPI 150+		
25- 3		0- 0		0- 0		OVERALL		1- 1		5- 0		19- 2		
8- 0		0- 0		0- 0		HOME		0- 0		2- 0		6- 0		
9- 2		0- 0		0- 0		AWAY		0- 1		1- 0		8- 1		
8- 1		0- 0		0- 0		NEUTRAL		1- 0		2- 0		5- 1		
<hr/>														
13- 3		0- 0		0- 0		NON-CONFERENCE		1- 1		2- 0		10- 2		
2- 0		0- 0		0- 0		HOME		0- 0		0- 0		2- 0		
3- 2		0- 0		0- 0		AWAY		0- 1		0- 0		3- 1		
8- 1		0- 0		0- 0		NEUTRAL		1- 0		2- 0		5- 1		
<hr/>														
12- 0		0- 0		0- 0		CONFERENCE		0- 0		3- 0		9- 0		
6- 0		0- 0		0- 0		HOME		0- 0		2- 0		4- 0		
6- 0		0- 0		0- 0		AWAY		0- 0		1- 0		5- 0		
0- 0		0- 0		0- 0		NEUTRAL		0- 0		0- 0		0- 0		
<hr/>														
RPI	S	Opponent	Score	RPI	S	Opponent	Score	RPI	S	Opponent	Score			
						53 A	Virginia Tech	0		3	105 N	Texas Tech	3	0
						97 N	Furman	3		1	106 H	Northeastern	3	0
											115 N	St. John's (NY)	3	0
											136 A	Delaware	3	1
											136 H	Delaware	3	0
											173 N	Middle Tenn.	1	3
											175 H	Hofstra	3	0
											193 A	Penn	3	2
											195 A	William & Mary	3	0
											195 H	William & Mary	3	1
											199 A	James Madison	3	2
											214 N	Kennesaw St.	3	0
											227 A	UNC Wilmington	3	0
											227 H	UNC Wilmington	3	1
											230 A	Charlotte	3	1
											233 N	UMBC	3	0
											238 N	Harvard	3	0
											240 A	Montana	2	3
											245 A	Georgia St.	3	0
											245 H	Georgia St.	3	0
											258 H	Loyola Maryland	3	0
											269 N	UNC Asheville	3	0
											276 A	George Mason	3	1
											283 N	Coppin St.	3	0
											296 H	La Salle	3	1
											304 A	Morgan St.	3	0
<hr/>														
				LAST 10 GAMES										
						195 H	William & Mary	3		1	175 H	Hofstra	3	0
						227 H	UNC Wilmington	3		1	199 A	James Madison	3	2
						245 A	Georgia St.	3		0	276 A	George Mason	3	1
						136 A	Delaware	3		1	227 A	UNC Wilmington	3	0
						106 H	Northeastern	3		0	195 A	William & Mary	3	0

Non-Div. I Games:

Towson

Average RPI Win:	197	WON-LOST	WINNING	LAST 10	STRENGTH OF	OPP. STRENGTH	TEAM	ADJ	CONF.	ADJ CONF.	
Average RPI Loss:	55	RECORD	PCT. RANK	GAMES	SCHEDULE	OF SCHEDULE	RPI	RPI	RPI	RPI	
DIV. I ONLY	20- 7	.74074	43	6- 4	166	120	77	.55948	78	10	10
DIV. I NON-CONF.	10- 1	.90909	17	0- 0	203	193	65	.57927	68	10	10
<hr/>											
TOTALS	RPI 1-25	RPI 26-50		W-L RECORDS		RPI 51-100		RPI 101-150		RPI 150+	
20- 7	0- 0	1- 5		OVERALL		2- 2		1- 0		16- 0	
11- 2	0- 0	1- 2		HOME		2- 0		0- 0		8- 0	
6- 4	0- 0	0- 3		AWAY		0- 1		0- 0		6- 0	
3- 1	0- 0	0- 0		NEUTRAL		0- 1		1- 0		2- 0	
<hr/>											
10- 1	0- 0	0- 0		NON-CONFERENCE		0- 1		1- 0		9- 0	
4- 0	0- 0	0- 0		HOME		0- 0		0- 0		4- 0	
3- 0	0- 0	0- 0		AWAY		0- 0		0- 0		3- 0	
3- 1	0- 0	0- 0		NEUTRAL		0- 1		1- 0		2- 0	
<hr/>											
10- 6	0- 0	1- 5		CONFERENCE		2- 1		0- 0		7- 0	
7- 2	0- 0	1- 2		HOME		2- 0		0- 0		4- 0	
3- 4	0- 0	0- 3		AWAY		0- 1		0- 0		3- 0	
0- 0	0- 0	0- 0		NEUTRAL		0- 0		0- 0		0- 0	
<hr/>											
RPI S	Opponent	Score	RPI S	Opponent	Score	RPI S	Opponent	Score	RPI S	Opponent	Score
			31 A	Creighton	1 3	89 A	Missouri St.	1 3	139 N	Valparaiso	3 0
			31 H	Creighton	3 1	89 H	Missouri St.	3 1	162 H	UALR	3 0
			42 A	Wichita St.	0 3	95 N	Eastern Mich.	1 3	179 A	Saint Louis	3 1
			42 H	Wichita St.	1 3	98 H	Illinois St.	3 0	184 N	Austin Peay	3 0
			44 A	UNI	0 3				186 H	Nicholls St.	3 0
			44 H	UNI	1 3				190 H	Southeast Mo. St.	3 2
									205 A	Evansville	3 1
									205 H	Evansville	3 0
									207 N	South Ala.	3 1
									234 A	Bradley	3 2
									234 H	Bradley	3 1
									241 A	Memphis	3 0
									253 A	Drake	3 1
									253 H	Drake	3 1
									275 H	UT Martin	3 0
									288 H	Indiana St.	3 0
									292 A	Murray St.	3 2
			LAST 10 GAMES								
			234 H	Bradley	3 1	89 H	Missouri St.	3 1			
			44 H	UNI	1 3	42 H	Wichita St.	1 3			
			205 A	Evansville	3 1	44 A	UNI	0 3			
			31 A	Creighton	1 3	234 A	Bradley	3 2			
			253 A	Drake	3 1	205 H	Evansville	3 0			

Non-Div. I Games:

Southern Ill.

Average RPI Win: 164		WON-LOST	WINNING	LAST 10	STRENGTH OF		OPP. STRENGTH	TEAM	ADJ		CONF.	ADJ CONF.
Average RPI Loss: 78		RECORD	PCT. RANK	GAMES	SCHEDULE		OF SCHEDULE	RPI	RPI		RPI	RPI
DIV. I ONLY		20- 8	.71429	49	5- 5		189	71	83		.55648	79
DIV. I NON-CONF.		12- 1	.92308	12	0- 0		112	56	30		.63642	32
TOTALS		RPI 1-25	RPI 26-50		W-L RECORDS		RPI 51-100		RPI 101-150		RPI 150+	
20- 8		0- 2	2- 0		OVERALL		1- 3		6- 3		11- 0	
7- 2		0- 0	0- 0		HOME		1- 1		2- 1		4- 0	
7- 6		0- 2	1- 0		AWAY		0- 2		2- 2		4- 0	
6- 0		0- 0	1- 0		NEUTRAL		0- 0		2- 0		3- 0	
12- 1		0- 1	2- 0		NON-CONFERENCE		1- 0		4- 0		5- 0	
3- 0		0- 0	0- 0		HOME		1- 0		1- 0		1- 0	
3- 1		0- 1	1- 0		AWAY		0- 0		1- 0		1- 0	
6- 0		0- 0	1- 0		NEUTRAL		0- 0		2- 0		3- 0	
8- 7		0- 1	0- 0		CONFERENCE		0- 3		2- 3		6- 0	
4- 2		0- 0	0- 0		HOME		0- 1		1- 1		3- 0	
4- 5		0- 1	0- 0		AWAY		0- 2		1- 2		3- 0	
0- 0		0- 0	0- 0		NEUTRAL		0- 0		0- 0		0- 0	
RPI S	Opponent	Score	RPI S	Opponent	Score	RPI S	Opponent	Score	RPI S	Opponent	Score	
1 A	Stanford	0 3	33 A	Marquette	3 2	63 A	Long Beach St.	0 3	101 A	UC Santa Barbara	3 2	
19 A	Hawaii	2 3	41 N	Santa Clara	3 2	63 H	Long Beach St.	1 3	101 H	UC Santa Barbara	2 3	
						86 H	Portland St.	3 0	117 H	Northern Ill.	3 0	
						87 A	Cal St. Northridge	2 3	124 N	Washington St.	3 0	
									125 N	Iowa	3 1	
									133 A	Idaho	3 2	
									140 A	UC Davis	1 3	
									148 A	Cal St. Fullerton	2 3	
									148 H	Cal St. Fullerton	3 2	
									166 A	UC Irvine	3 0	
									166 H	UC Irvine	3 2	
									171 N	Loyola Chicago	3 0	
									187 A	San Jose St.	3 0	
									217 A	Cal Poly	3 2	
									217 H	Cal Poly	3 0	
									220 N	Milwaukee	3 1	
									240 N	Montana	3 2	
									247 H	Nevada	3 0	
									266 A	UC Riverside	3 2	
									266 H	UC Riverside	3 0	
			LAST 10 GAMES									
			217 A	Cal Poly	3 2	266 A	UC Riverside	3 2				
			101 A	UC Santa Barbara	3 2	19 A	Hawaii	2 3				
			166 H	UC Irvine	3 2	87 A	Cal St. Northridge	2 3				
			63 H	Long Beach St.	1 3	101 H	UC Santa Barbara	2 3				
			148 A	Cal St. Fullerton	2 3	217 H	Cal Poly	3 0				

Non-Div. I Games:

Pacific

Average RPI Win:	152	WON-LOST RECORD	WINNING PCT. RANK	LAST 10 GAMES	STRENGTH OF SCHEDULE	OPP. STRENGTH OF SCHEDULE	TEAM RPI	ADJ RPI	CONF. RPI	ADJ CONF. RPI						
DIV. I ONLY		12- 17	.41379	214	2- 8	29	31	86	.55417	80	2	2				
DIV. I NON-CONF.		9- 4	.69231	81	0- 0	117	71	79	.57166	77	2	2				
<hr/>																
TOTALS	RPI 1-25	RPI 26-50		W-L RECORDS		RPI 51-100		RPI 101-150		RPI 150+						
12- 17	0- 11	1- 2		OVERALL		2- 3		3- 1		6- 0						
6- 6	0- 5	1- 1		HOME		1- 0		1- 0		3- 0						
2- 8	0- 5	0- 0		AWAY		0- 2		2- 1		0- 0						
4- 3	0- 1	0- 1		NEUTRAL		1- 1		0- 0		3- 0						
9- 4	0- 2	0- 1		NON-CONFERENCE		1- 1		2- 0		6- 0						
3- 0	0- 0	0- 0		HOME		0- 0		0- 0		3- 0						
2- 1	0- 1	0- 0		AWAY		0- 0		2- 0		0- 0						
4- 3	0- 1	0- 1		NEUTRAL		1- 1		0- 0		3- 0						
3- 13	0- 9	1- 1		CONFERENCE		1- 2		1- 1		0- 0						
3- 6	0- 5	1- 1		HOME		1- 0		1- 0		0- 0						
0- 7	0- 4	0- 0		AWAY		0- 2		0- 1		0- 0						
0- 0	0- 0	0- 0		NEUTRAL		0- 0		0- 0		0- 0						
<hr/>																
RPI	S	Opponent	Score	RPI	S	Opponent	Score	RPI	S	Opponent	Score					
1	H	Stanford	1 3	39	H	Arizona St.	3 0	55	A	Oregon St.	1 3	107	A	Utah St.	3 2	
6	A	UCLA	0 3	41	N	Santa Clara	2 3	55	H	Oregon St.	3 1	124	A	Washington St.	2 3	
6	H	UCLA	2 3	45	H	Arizona	2 3	71	N	Bowling Green	3 2	124	H	Washington St.	3 1	
9	A	Oregon	0 3					86	N	Portland St.	1 3	140	A	UC Davis	3 0	
9	H	Oregon	0 3					88	A	Colorado	0 3	155	H	Utah Valley	3 0	
12	A	BYU	0 3									157	N	Portland	3 0	
13	A	Southern California	0 3									217	H	Cal Poly	3 0	
13	H	Southern California	1 3									244	N	Southern Utah	3 0	
14	A	Washington	2 3									247	H	Nevada	3 0	
14	H	Washington	1 3									262	N	Weber St.	3 0	
18	N	North Carolina	0 3													
<hr/>																
LAST 10 GAMES																
6 H UCLA							2	3	55 H Oregon St.						3	1
13 H Southern California							1	3	13 A Southern California						0	3
14 A Washington							2	3	6 A UCLA						0	3
124 A Washington St.							2	3	39 H Arizona St.						3	0
9 H Oregon							0	3	45 H Arizona						2	3

Non-Div. I Games:

Utah

Average RPI Win: 153		WON-LOST	WINNING	LAST 10	STRENGTH OF		OPP. STRENGTH	TEAM	ADJ	CONF.	ADJ CONF.
Average RPI Loss: 59		RECORD	PCT. RANK	GAMES	SCHEDULE		OF SCHEDULE	RPI	RPI	RPI	RPI
DIV. I ONLY		16- 13	.55172	141	63		65	79	.55407	81	6
DIV. I NON-CONF.		9- 3	.75	59	60		201	43	.5959	46	6
TOTALS		RPI 1-25	RPI 26-50		W-L RECORDS		RPI 51-100		RPI 101-150		RPI 150+
16- 13	0- 5	0- 1		OVERALL		4- 4		5- 3		7- 0	
6- 8	0- 4	0- 0		HOME		2- 2		2- 2		2- 0	
6- 5	0- 1	0- 1		AWAY		2- 2		2- 1		2- 0	
4- 0	0- 0	0- 0		NEUTRAL		0- 0		1- 0		3- 0	
9- 3	0- 2	0- 0		NON-CONFERENCE		0- 0		2- 1		7- 0	
2- 3	0- 2	0- 0		HOME		0- 0		0- 1		2- 0	
3- 0	0- 0	0- 0		AWAY		0- 0		1- 0		2- 0	
4- 0	0- 0	0- 0		NEUTRAL		0- 0		1- 0		3- 0	
7- 10	0- 3	0- 1		CONFERENCE		4- 4		3- 2		0- 0	
4- 5	0- 2	0- 0		HOME		2- 2		2- 1		0- 0	
3- 5	0- 1	0- 1		AWAY		2- 2		1- 1		0- 0	
0- 0	0- 0	0- 0		NEUTRAL		0- 0		0- 0		0- 0	
RPI S	Opponent	Score	RPI S	Opponent	Score	RPI S	Opponent	Score	RPI S	Opponent	Score
10 H	Florida St.	1 3	43 A	North Carolina St.	0 3	52 A	Georgia Tech	0 3	115 N	St. John's (NY)	3 0
16 H	Tennessee	0 3				52 H	Georgia Tech	3 2	121 H	Seton Hall	1 3
18 A	North Carolina	1 3				53 A	Virginia Tech	3 1	132 A	LIU Brooklyn	3 0
21 H	Miami (FL)	0 3				53 H	Virginia Tech	2 3	135 A	Virginia	3 0
23 H	Ohio St.	2 3				61 A	Clemson	3 0	135 H	Virginia	3 1
						61 H	Clemson	2 3	143 A	Wake Forest	1 3
						66 A	Duke	0 3	143 H	Wake Forest	3 1
						66 H	Duke	3 2	146 H	Boston College	1 3
									165 H	George Washington	3 0
									174 A	American	3 0
									203 A	Villanova	3 0
									232 N	New Hampshire	3 2
									252 N	Robert Morris	3 0
									255 H	Binghamton	3 0
									268 N	NJIT	3 0
			LAST 10 GAMES								
			53 A	Virginia Tech	3 1	52 H	Georgia Tech	3 2			
			135 A	Virginia	3 0	174 A	American	3 0			
			66 H	Duke	3 2	43 A	North Carolina St.	0 3			
			143 H	Wake Forest	3 1	18 A	North Carolina	1 3			
			61 H	Clemson	2 3	10 H	Florida St.	1 3			

Non-Div. I Games:

Maryland

UNLV				Through Games Of Sunday, Nov. 11, 2012										
Average RPI Win: 189		WON-LOST	WINNING	LAST 10	STRENGTH OF		OPP. STRENGTH	TEAM	ADJ		CONF.	ADJ CONF.		
Average RPI Loss: 59		RECORD	PCT. RANK	GAMES	SCHEDULE		OF SCHEDULE	RPI	RPI		RPI	RPI		
DIV. I ONLY		16- 10	.61538	107	5- 5		86	106	80	.55329	82	7	7	
DIV. I NON-CONF.		8- 5	.61538	115	0- 0		104	166	103	.54167	105	8	8	
<hr/>														
TOTALS		RPI 1-25		RPI 26-50		W-L RECORDS		RPI 51-100		RPI 101-150		RPI 150+		
16- 10		0- 2		0- 4		OVERALL		2- 3		2- 0		12- 1		
9- 3		0- 0		0- 2		HOME		1- 1		1- 0		7- 0		
5- 5		0- 1		0- 2		AWAY		1- 1		1- 0		3- 1		
2- 2		0- 1		0- 0		NEUTRAL		0- 1		0- 0		2- 0		
<hr/>														
8- 5		0- 2		0- 0		NON-CONFERENCE		0- 2		0- 0		8- 1		
6- 1		0- 0		0- 0		HOME		0- 1		0- 0		6- 0		
0- 2		0- 1		0- 0		AWAY		0- 0		0- 0		0- 1		
2- 2		0- 1		0- 0		NEUTRAL		0- 1		0- 0		2- 0		
<hr/>														
8- 5		0- 0		0- 4		CONFERENCE		2- 1		2- 0		4- 0		
3- 2		0- 0		0- 2		HOME		1- 0		1- 0		1- 0		
5- 3		0- 0		0- 2		AWAY		1- 1		1- 0		3- 0		
0- 0		0- 0		0- 0		NEUTRAL		0- 0		0- 0		0- 0		
<hr/>														
RPI	S	Opponent	Score		RPI	S	Opponent	Score		RPI	S	Opponent	Score	
5	A	Louisville	1	3	35	A	Colorado St.	0	3	68	N	Idaho St.	1	3
21	N	Miami (FL)	1	3	35	H	Colorado St.	0	3	74	A	Fresno St.	3	1
					46	A	San Diego St.	2	3	84	H	Northern Ariz.	1	3
					46	H	San Diego St.	1	3	90	A	Wyoming	1	3
										90	H	Wyoming	3	2
												110	A	New Mexico
												110	H	New Mexico
												154	A	Boise St.
												155	H	Utah Valley
												157	A	Portland
												170	H	Gonzaga
												173	N	Middle Tenn.
												178	A	Air Force
												211	H	CSU Bakersfield
												219	N	Tennessee St.
												247	A	Nevada
												247	H	Nevada
												287	H	Prairie View
												289	H	Texas Southern
												306	H	Citadel
<hr/>														
					LAST 10 GAMES									
					90 A Wyoming					74 A Fresno St.				
					35 A Colorado St.					35 H Colorado St.				
					247 H Nevada					90 H Wyoming				
					46 H San Diego St.					46 A San Diego St.				
					110 A New Mexico					247 A Nevada				

Non-Div. I Games:

UNLV

Average RPI Win:	195	WON-LOST RECORD	WINNING PCT. RANK	LAST 10 GAMES	STRENGTH OF SCHEDULE	OPP. STRENGTH OF SCHEDULE	TEAM RPI	ADJ RPI	CONF. RPI	ADJ CONF. RPI	
Average RPI Loss:	128										
DIV. I ONLY	21- 6	.77778	34	10- 0	204	163	81	.55268	83	18	19
DIV. I NON-CONF.	8- 5	.61538	115	0- 0	229	104	140	.50754	136	20	20
<hr/>											
TOTALS	RPI 1-25	RPI 26-50		W-L RECORDS	RPI 51-100		RPI 101-150		RPI 150+		
21- 6	0- 0	0- 0		OVERALL	3- 1		2- 3		16- 2		
8- 3	0- 0	0- 0		HOME	0- 0		1- 2		7- 1		
9- 2	0- 0	0- 0		AWAY	2- 0		1- 1		6- 1		
4- 1	0- 0	0- 0		NEUTRAL	1- 1		0- 0		3- 0		
<hr/>											
8- 5	0- 0	0- 0		NON-CONFERENCE	3- 1		0- 3		5- 1		
2- 2	0- 0	0- 0		HOME	0- 0		0- 2		2- 0		
2- 2	0- 0	0- 0		AWAY	2- 0		0- 1		0- 1		
4- 1	0- 0	0- 0		NEUTRAL	1- 1		0- 0		3- 0		
<hr/>											
13- 1	0- 0	0- 0		CONFERENCE	0- 0		2- 0		11- 1		
6- 1	0- 0	0- 0		HOME	0- 0		1- 0		5- 1		
7- 0	0- 0	0- 0		AWAY	0- 0		1- 0		6- 0		
0- 0	0- 0	0- 0		NEUTRAL	0- 0		0- 0		0- 0		
<hr/>											
RPI S	Opponent	Score	RPI S	Opponent	Score	RPI S	Opponent	Score	RPI S	Opponent	Score
						52 N	Georgia Tech	0 3	104 A	Indiana	1 3
						67 A	IPFW	3 0	120 H	Pittsburgh	0 3
						71 N	Bowling Green	3 0	131 H	Oakland	2 3
						95 A	Eastern Mich.	3 2	139 A	Valparaiso	3 2
									139 H	Valparaiso	3 2
									158 A	Ill.-Chicago	3 1
									158 H	Ill.-Chicago	3 0
									171 A	Loyola Chicago	3 1
									171 H	Loyola Chicago	0 3
									177 A	Green Bay	3 1
									177 H	Green Bay	3 0
									189 A	West Virginia	2 3
									198 A	Youngstown St.	3 0
									198 H	Youngstown St.	3 0
									220 A	Milwaukee	3 0
									220 H	Milwaukee	3 0
									231 H	Buffalo	3 1
									237 N	Kent St.	3 0
									264 H	Eastern Ky.	3 0
									292 N	Murray St.	3 0
									292 N	Murray St.	3 1
									298 A	Wright St.	3 0
									298 H	Wright St.	3 0
			LAST 10 GAMES								
			198 H	Youngstown St.	3 0	177 H	Green Bay	3 0			
			139 H	Valparaiso	3 2	220 H	Milwaukee	3 0			
			298 H	Wright St.	3 0	198 A	Youngstown St.	3 0			
			171 A	Loyola Chicago	3 1	298 A	Wright St.	3 0			
			158 A	Ill.-Chicago	3 1	139 A	Valparaiso	3 2			

Non-Div. I Games:

Cleveland St.

Average RPI Win: 189		WON-LOST	WINNING	LAST 10	STRENGTH OF		OPP. STRENGTH	TEAM	ADJ	CONF.	ADJ CONF.
Average RPI Loss: 135		RECORD	PCT. RANK	GAMES	SCHEDULE		OF SCHEDULE	RPI	RPI	RPI	RPI
DIV. I ONLY		22- 5	.81481	20	8- 2		239	140	78	.55077	84
DIV. I NON-CONF.		8- 1	.88889	23	0- 0		214	98	66	.57873	69
TOTALS		RPI 1-25	RPI 26-50		W-L RECORDS		RPI 51-100		RPI 101-150		RPI 150+
22- 5	0- 0	0- 1		OVERALL		6- 2		1- 0		15- 2	
7- 1	0- 0	0- 0		HOME		2- 0		0- 0		5- 1	
9- 4	0- 0	0- 1		AWAY		3- 2		1- 0		5- 1	
6- 0	0- 0	0- 0		NEUTRAL		1- 0		0- 0		5- 0	
8- 1	0- 0	0- 1		NON-CONFERENCE		3- 0		0- 0		5- 0	
0- 0	0- 0	0- 0		HOME		0- 0		0- 0		0- 0	
2- 1	0- 0	0- 1		AWAY		2- 0		0- 0		0- 0	
6- 0	0- 0	0- 0		NEUTRAL		1- 0		0- 0		5- 0	
14- 4	0- 0	0- 0		CONFERENCE		3- 2		1- 0		10- 2	
7- 1	0- 0	0- 0		HOME		2- 0		0- 0		5- 1	
7- 3	0- 0	0- 0		AWAY		1- 2		1- 0		5- 1	
0- 0	0- 0	0- 0		NEUTRAL		0- 0		0- 0		0- 0	
RPI S	Opponent	Score	RPI S	Opponent	Score	RPI S	Opponent	Score	RPI S	Opponent	Score
			37 A	California	1 3	68 A	Idaho St.	1 3	142 A	North Dakota	3 0
						68 H	Idaho St.	3 1	160 A	Montana St.	3 2
						74 N	Fresno St.	3 1	160 H	Montana St.	3 0
						82 A	UNLV	3 1	191 A	Sacramento St.	2 3
						86 A	Portland St.	0 3	191 H	Sacramento St.	3 1
						86 H	Portland St.	3 1	193 N	Penn	3 1
						88 A	Colorado	3 1	211 N	CSU Bakersfield	3 1
						92 A	Northern Colo.	3 1	240 A	Montana	3 0
									240 H	Montana	3 0
									244 A	Southern Utah	3 1
									244 H	Southern Utah	3 0
									256 N	Cornell	3 0
									262 A	Weber St.	3 0
									262 H	Weber St.	3 2
									266 N	UC Riverside	3 0
									291 A	Eastern Wash.	3 1
									291 H	Eastern Wash.	2 3
									306 N	Citadel	3 0
LAST 10 GAMES											
			160 A	Montana St.	3 2		191 A	Sacramento St.	2 3		
			240 A	Montana	3 0		68 H	Idaho St.	3 1		
			86 H	Portland St.	3 1		262 H	Weber St.	3 2		
			291 H	Eastern Wash.	2 3		142 A	North Dakota	3 0		
			244 H	Southern Utah	3 0		92 A	Northern Colo.	3 1		

Non-Div. I Games:

Northern Ariz.

Average RPI Win:		185	WON-LOST RECORD		WINNING PCT. RANK		LAST 10 GAMES		STRENGTH OF SCHEDULE		OPP. STRENGTH OF SCHEDULE		TEAM RPI		ADJ RPI		CONF. RPI		ADJ CONF. RPI	
DIV. I ONLY			19- 10		.65517 83		7- 3		111		102		84		.5503 86		16		17	
DIV. I NON-CONF.			4- 7		.36364 234		0- 0		57		31		129		.51763 125		15		14	
TOTALS		RPI 1-25		RPI 26-50		W-L RECORDS		RPI 51-100		RPI 101-150		RPI 150+								
19- 10		0- 3		0- 0		OVERALL		4- 4		2- 2		13- 1								
8- 2		0- 1		0- 0		HOME		2- 0		1- 1		5- 0								
7- 6		0- 2		0- 0		AWAY		1- 3		0- 1		6- 0								
4- 2		0- 0		0- 0		NEUTRAL		1- 1		1- 0		2- 1								
4- 7		0- 3		0- 0		NON-CONFERENCE		1- 2		1- 1		2- 1								
0- 2		0- 1		0- 0		HOME		0- 0		0- 1		0- 0								
0- 3		0- 2		0- 0		AWAY		0- 1		0- 0		0- 0								
4- 2		0- 0		0- 0		NEUTRAL		1- 1		1- 0		2- 1								
15- 3		0- 0		0- 0		CONFERENCE		3- 2		1- 1		11- 0								
8- 0		0- 0		0- 0		HOME		2- 0		1- 0		5- 0								
7- 3		0- 0		0- 0		AWAY		1- 2		0- 1		6- 0								
0- 0		0- 0		0- 0		NEUTRAL		0- 0		0- 0		0- 0								
RPI	S	Opponent			Score		RPI	S	Opponent			Score		RPI	S	Opponent			Score	
9	H	Oregon			0 3				68 A Idaho St.			0 3		101	H	UC Santa Barbara			1 3	
12	A	BYU			0 3				71 N Bowling Green			1 3		117	N	Northern Ill.			3 0	
14	A	Washington			0 3				79 A Pacific			0 3		142	A	North Dakota			0 3	
									80 N Utah			3 1		142	H	North Dakota			3 0	
									84 A Northern Ariz.			1 3		154	N	Boise St.			3 2	
									84 H Northern Ariz.			3 0		160	A	Montana St.			3 1	
									92 A Northern Colo.			3 2		160	H	Montana St.			3 1	
									92 H Northern Colo.			3 0		170	N	Gonzaga			2 3	
														191	A	Sacramento St.			3 2	
														191	H	Sacramento St.			3 1	
														240	A	Montana			3 2	
														240	H	Montana			3 1	
														244	A	Southern Utah			3 2	
														244	H	Southern Utah			3 1	
														247	N	Nevada			3 0	
														262	A	Weber St.			3 0	
														291	A	Eastern Wash.			3 0	
														291	H	Eastern Wash.			3 0	
LAST 10 GAMES																				
						92 A Northern Colo.	3 2				160 H Montana St.	3 1								
						142 A North Dakota	0 3				191 H Sacramento St.	3 1								
						84 A Northern Ariz.	1 3				291 H Eastern Wash.	3 0								
						244 A Southern Utah	3 2				262 A Weber St.	3 0								
						240 H Montana	3 1				68 A Idaho St.	0 3								

Non-Div. I Games:

Portland St.

Average RPI Win:	148	WON-LOST RECORD	WINNING PCT. RANK	LAST 10 GAMES	STRENGTH OF SCHEDULE	OPP. STRENGTH OF SCHEDULE	TEAM RPI	ADJ RPI	CONF. RPI	ADJ CONF. RPI		
Average RPI Loss:	88											
DIV. I ONLY		18- 9	.66667	76	6- 4	129	75	82	.54985	87	9	9
DIV. I NON-CONF.		9- 4	.69231	81	0- 1	115	80	80	.56892	81	7	7
<hr/>												
TOTALS	RPI 1-25	RPI 26-50		W-L RECORDS		RPI 51-100		RPI 101-150		RPI 150+		
18- 9	0- 2	1- 1		OVERALL		3- 2		8- 1		6- 3		
6- 3	0- 1	0- 1		HOME		2- 0		3- 0		1- 1		
6- 4	0- 1	1- 0		AWAY		1- 1		2- 1		2- 1		
6- 2	0- 0	0- 0		NEUTRAL		0- 1		3- 0		3- 1		
<hr/>												
9- 4	0- 0	1- 1		NON-CONFERENCE		0- 2		5- 0		3- 1		
1- 1	0- 0	0- 1		HOME		0- 0		1- 0		0- 0		
2- 1	0- 0	1- 0		AWAY		0- 1		1- 0		0- 0		
6- 2	0- 0	0- 0		NEUTRAL		0- 1		3- 0		3- 1		
<hr/>												
9- 5	0- 2	0- 0		CONFERENCE		3- 0		3- 1		3- 2		
5- 2	0- 1	0- 0		HOME		2- 0		2- 0		1- 1		
4- 3	0- 1	0- 0		AWAY		1- 0		1- 1		2- 1		
0- 0	0- 0	0- 0		NEUTRAL		0- 0		0- 0		0- 0		
<hr/>												
RPI S	Opponent	Score	RPI S	Opponent	Score	RPI S	Opponent	Score	RPI S	Opponent	Score	
19 A	Hawaii	1 3	45 A	Arizona	3 2	54 A	San Francisco	0 3	101 A	UC Santa Barbara	0 3	
19 H	Hawaii	2 3	48 H	Loyola Marymount	2 3	63 A	Long Beach St.	3 2	101 H	UC Santa Barbara	3 1	
						63 H	Long Beach St.	3 1	105 N	Texas Tech	3 0	
						65 N	Wisconsin	1 3	112 A	Rice	3 0	
						79 H	Pacific	3 2	132 N	LIU Brooklyn	3 2	
						133 H Idaho 3 1						
						134 N Houston Baptist 3 0						
						140 H UC Davis 3 1						
						148 A Cal St. Fullerton 3 1						
						155 N Utah Valley 1 3						
						166 A UC Irvine 0 3						
						166 H UC Irvine 1 3						
						199 N James Madison 3 0						
						205 N Evansville 3 0						
						217 A Cal Poly 3 0						
						217 H Cal Poly 3 0						
						266 A UC Riverside 3 2						
						296 N La Salle 3 0						
<hr/>												
LAST 10 GAMES												
48 H Loyola Marymount 2 3						140 H UC Davis 3 1						
101 H UC Santa Barbara 3 1						79 H Pacific 3 2						
217 H Cal Poly 3 0						19 A Hawaii 1 3						
63 A Long Beach St. 3 2						217 A Cal Poly 3 0						
166 A UC Irvine 0 3						101 A UC Santa Barbara 0 3						

Non-Div. I Games:

Cal St. Northridge

Average RPI Win: 187		WON-LOST RECORD		WINNING PCT. RANK		LAST 10 GAMES		STRENGTH OF SCHEDULE		OPP. STRENGTH OF SCHEDULE		TEAM RPI		ADJ RPI		CONF. RPI		ADJ CONF. RPI	
DIV. I ONLY		14- 14		.5 170		2- 8		54		68		89		.54968 88		2		2	
DIV. I NON-CONF.		10- 2		.83333 34		0- 0		171		269		83		.56466 86		2		2	
TOTALS		RPI 1-25		RPI 26-50		W-L RECORDS		RPI 51-100		RPI 101-150		RPI 150+							
14- 14		0- 8		1- 2		OVERALL		3- 3		1- 1		9- 0							
7- 8		0- 4		1- 2		HOME		2- 2		1- 0		3- 0							
3- 6		0- 4		0- 0		AWAY		1- 1		0- 1		2- 0							
4- 0		0- 0		0- 0		NEUTRAL		0- 0		0- 0		4- 0							
10- 2		0- 0		0- 0		NON-CONFERENCE		1- 2		0- 0		9- 0							
3- 2		0- 0		0- 0		HOME		0- 2		0- 0		3- 0							
3- 0		0- 0		0- 0		AWAY		1- 0		0- 0		2- 0							
4- 0		0- 0		0- 0		NEUTRAL		0- 0		0- 0		4- 0							
4- 12		0- 8		1- 2		CONFERENCE		2- 1		1- 1		0- 0							
4- 6		0- 4		1- 2		HOME		2- 0		1- 0		0- 0							
0- 6		0- 4		0- 0		AWAY		0- 1		0- 1		0- 0							
0- 0		0- 0		0- 0		NEUTRAL		0- 0		0- 0		0- 0							
RPI S	Opponent		Score		RPI S	Opponent		Score		RPI S	Opponent		Score		RPI S	Opponent		Score	
6	A	UCLA	0	3	37	H	California	2	3	55	A	Oregon St.	1	3	124	A	Washington St.	0	3
6	H	UCLA	0	3	39	H	Arizona St.	3	2	55	H	Oregon St.	3	1	124	H	Washington St.	3	0
9	A	Oregon	0	3	45	H	Arizona	1	3	74	H	Fresno St.	0	3	178	A	Air Force	3	2
9	H	Oregon	0	3						80	H	Utah	3	0	197	N	La.-Lafayette	3	0
13	A	Southern California	0	3						84	H	Northern Ariz.	1	3	211	H	CSU Bakersfield	3	2
13	H	Southern California	0	3						93	A	Sam Houston St.	3	2	233	A	UMBC	3	2
14	A	Washington	0	3											252	N	Robert Morris	3	0
14	H	Washington	0	3											256	H	Cornell	3	0
															289	N	Texas Southern	3	0
															290	H	Norfolk St.	3	0
															320	N	Howard	3	0
LAST 10 GAMES																			
13	H	Southern California	0	3	9	H	Oregon	0	3	13	A	Southern California	0	3					
6	H	UCLA	0	3	6	A	UCLA	0	3	45	H	Arizona	1	3					
14	A	Washington	0	3	39	H	Arizona St.	3	2										
124	A	Washington St.	0	3															
55	H	Oregon St.	3	1															

Non-Div. I Games:

Colorado

[illegible]

Non-Div. I Games:

Missouri St.

Average RPI Win:		175	WON-LOST RECORD		WINNING PCT. RANK		LAST 10 GAMES		STRENGTH OF SCHEDULE		OPP. STRENGTH OF SCHEDULE		TEAM RPI		ADJ RPI		CONF. RPI		ADJ CONF. RPI		
DIV. I ONLY			17- 10		.62963 102		5- 4		133		80		96		.54733 90		7 7				
DIV. I NON-CONF.			11- 3		.78571 51		0- 0		192		86		86		.56469 85		8 8				
TOTALS		RPI 1-25		RPI 26-50				W-L RECORDS		RPI 51-100				RPI 101-150				RPI 150+			
17- 10		0- 1		1- 4				OVERALL		3- 3				3- 2				10- 0			
13- 2		0- 0		0- 2				HOME		3- 0				2- 0				8- 0			
1- 7		0- 1		0- 2				AWAY		0- 2				0- 2				1- 0			
3- 1		0- 0		1- 0				NEUTRAL		0- 1				1- 0				1- 0			
11- 3		0- 1		1- 0				NON-CONFERENCE		1- 1				3- 1				6- 0			
8- 0		0- 0		0- 0				HOME		1- 0				2- 0				5- 0			
0- 2		0- 1		0- 0				AWAY		0- 0				0- 1				0- 0			
3- 1		0- 0		1- 0				NEUTRAL		0- 1				1- 0				1- 0			
6- 7		0- 0		0- 4				CONFERENCE		2- 2				0- 1				4- 0			
5- 2		0- 0		0- 2				HOME		2- 0				0- 0				3- 0			
1- 5		0- 0		0- 2				AWAY		0- 2				0- 1				1- 0			
0- 0		0- 0		0- 0				NEUTRAL		0- 0				0- 0				0- 0			
RPI	S	Opponent		Score		RPI	S	Opponent		Score		RPI	S	Opponent		Score					
7	A	Kansas		0 3		35	A	Colorado St.		0 3		54	H	San Francisco		3 0		110	A	New Mexico 1 3	
						35	H	Colorado St.		0 3		70	N	Col. of Charleston		1 3		116	H	FGCU 3 0	
						39	N	Arizona St.		3 2		74	A	Fresno St.		2 3		120	N	Pittsburgh 3 0	
						46	A	San Diego St.		1 3		74	H	Fresno St.		3 0		129	A	Ball St. 1 3	
						46	H	San Diego St.		2 3		82	A	UNLV		2 3		138	H	UMKC 3 0	
												82	H	UNLV		3 1		154	H	Boise St. 3 1	
																		165	H	George Washington 3 0	
																		178	H	Air Force 3 0	
																		216	H	Presbyterian 3 1	
																		236	H	Seattle 3 1	
																		247	A	Nevada 3 0	
																		247	H	Nevada 3 2	
																		291	H	Eastern Wash. 3 0	
																		298	N	Wright St. 3 0	
																		322	H	Bethune-Cookman 3 0	
LAST 10 GAMES																					
						82	H	UNLV		3 1		154	H	Boise St.		3 1					
						74	H	Fresno St.		3 0		178	H	Air Force		3 0					
						35	H	Colorado St.		0 3		74	A	Fresno St.		2 3					
						46	A	San Diego St.		1 3		82	A	UNLV		2 3					
						247	A	Nevada		3 0		35	A	Colorado St.		0 3					

Non-Div. I Games: Colorado St.-Pueblo 3 0 Regis (CO) 3 1

Wyoming

Average RPI Win:	187	WON-LOST RECORD	WINNING PCT. RANK	LAST 10 GAMES	STRENGTH OF SCHEDULE	OPP. STRENGTH OF SCHEDULE	TEAM RPI	ADJ RPI	CONF. RPI	ADJ CONF. RPI		
DIV. I ONLY		19- 8	.7037	57	7- 3	146	173	88	.54603	91	17	16
DIV. I NON-CONF.		7- 3	.7	75	0- 0	84	153	74	.57458	75	16	16
<hr/>												
TOTALS	RPI 1-25	RPI 26-50		W-L RECORDS		RPI 51-100		RPI 101-150		RPI 150+		
19- 8	0- 0	0- 0		OVERALL		1- 2		5- 5		13- 1		
12- 2	0- 0	0- 0		HOME		1- 0		4- 2		7- 0		
6- 5	0- 0	0- 0		AWAY		0- 1		1- 3		5- 1		
1- 1	0- 0	0- 0		NEUTRAL		0- 1		0- 0		1- 0		
7- 3	0- 0	0- 0		NON-CONFERENCE		0- 1		2- 2		5- 0		
4- 1	0- 0	0- 0		HOME		0- 0		2- 1		2- 0		
2- 1	0- 0	0- 0		AWAY		0- 0		0- 1		2- 0		
1- 1	0- 0	0- 0		NEUTRAL		0- 1		0- 0		1- 0		
12- 5	0- 0	0- 0		CONFERENCE		1- 1		3- 3		8- 1		
8- 1	0- 0	0- 0		HOME		1- 0		2- 1		5- 0		
4- 4	0- 0	0- 0		AWAY		0- 1		1- 2		3- 1		
0- 0	0- 0	0- 0		NEUTRAL		0- 0		0- 0		0- 0		
RPI	S	Opponent	Score	RPI	S	Opponent	Score	RPI	S	Opponent	Score	
						94 A New Mexico St.	0 3	107 A Utah St.			3 0	
						94 H New Mexico St.	3 1	107 H Utah St.			1 3	
						97 N Furman	0 3	112 H Rice			1 3	
								130 A Denver			1 3	
								130 H Denver			3 1	
								133 A Idaho			1 3	
								133 H Idaho			3 1	
								134 A Houston Baptist			0 3	
								134 H Houston Baptist			3 0	
								147 H UTEP			3 2	
								152 A Texas St.			2 3	
								152 H Texas St.			3 0	
								168 N UAB			3 2	
								173 A Middle Tenn.			3 1	
								183 H Belmont			3 1	
								183 H Belmont			3 0	
								187 H San Jose St.			3 1	
								211 A Houston			3 1	
								228 A Texas-Arlington			3 0	
								228 H Texas-Arlington			3 0	
								236 A Seattle			3 1	
								236 H Seattle			3 0	
								308 A Louisiana Tech			3 0	
								308 H Louisiana Tech			3 0	
<hr/>												
				LAST 10 GAMES								
						94 H New Mexico St.	3 1	133 H Idaho			3 1	
						130 H Denver	3 1	152 A Texas St.			2 3	
						308 A Louisiana Tech	3 0	107 A Utah St.			3 0	
						228 A Texas-Arlington	3 0	130 A Denver			1 3	
						236 H Seattle	3 0	94 A New Mexico St.			0 3	

Non-Div. I Games:

UTSA

Average RPI Win:	190	WON-LOST RECORD	WINNING PCT. RANK	LAST 10 GAMES	STRENGTH OF SCHEDULE	OPP. STRENGTH OF SCHEDULE	TEAM RPI	ADJ RPI	CONF. RPI	ADJ CONF. RPI		
DIV. I ONLY		19- 9	.67857	69	6- 4	158	119	94	.54482	92	16	17
DIV. I NON-CONF.		7- 3	.7	75	0- 1	89	63	63	.58517	61	15	14

TOTALS	RPI 1-25	RPI 26-50		W-L RECORDS		RPI 51-100		RPI 101-150		RPI 150+		
19- 9	0- 0	1- 1		OVERALL		1- 6		3- 1		14- 1		
11- 5	0- 0	1- 1		HOME		0- 4		2- 0		8- 0		
6- 4	0- 0	0- 0		AWAY		0- 2		1- 1		5- 1		
2- 0	0- 0	0- 0		NEUTRAL		1- 0		0- 0		1- 0		
7- 3	0- 0	1- 1		NON-CONFERENCE		1- 1		1- 1		4- 0		
4- 2	0- 0	1- 1		HOME		0- 1		1- 0		2- 0		
1- 1	0- 0	0- 0		AWAY		0- 0		0- 1		1- 0		
2- 0	0- 0	0- 0		NEUTRAL		1- 0		0- 0		1- 0		
12- 6	0- 0	0- 0		CONFERENCE		0- 5		2- 0		10- 1		
7- 3	0- 0	0- 0		HOME		0- 3		1- 0		6- 0		
5- 3	0- 0	0- 0		AWAY		0- 2		1- 0		4- 1		
0- 0	0- 0	0- 0		NEUTRAL		0- 0		0- 0		0- 0		
RPI	S	Opponent	Score	RPI	S	Opponent	Score	RPI	S	Opponent	Score	
				27	H	Oklahoma	3 2	57	H	Tulsa	2 3	
				31	H	Creighton	0 3	59	N	TCU	3 1	
								68	A	Idaho St.	2 3	
								68	H	Idaho St.	0 3	
								84	H	Northern Ariz.	1 3	
								86	A	Portland St.	0 3	
								86	H	Portland St.	2 3	

Non-Div. I Games:

Northern Colo.

Average RPI Win:		188	WON-LOST RECORD		WINNING PCT. RANK		LAST 10 GAMES		STRENGTH OF SCHEDULE		OPP. STRENGTH OF SCHEDULE		TEAM RPI		ADJ RPI		CONF. RPI		ADJ CONF. RPI	
DIV. I ONLY			20- 10		.66667 76		9- 1		120		143		87		.54216 93		13		13	
DIV. I NON-CONF.			5- 7		.41667 209		0- 0		185		124		213		.46137 209		17		17	
TOTALS		RPI 1-25		RPI 26-50		W-L RECORDS		RPI 51-100		RPI 101-150		RPI 150+								
20- 10		0- 1		0- 0		OVERALL		1- 2		7- 5		12- 2								
11- 2		0- 0		0- 0		HOME		0- 2		5- 0		6- 0								
8- 5		0- 1		0- 0		AWAY		1- 0		2- 3		5- 1								
1- 3		0- 0		0- 0		NEUTRAL		0- 0		0- 2		1- 1								
5- 7		0- 1		0- 0		NON-CONFERENCE		0- 1		1- 3		4- 2								
3- 1		0- 0		0- 0		HOME		0- 1		1- 0		2- 0								
1- 3		0- 1		0- 0		AWAY		0- 0		0- 1		1- 1								
1- 3		0- 0		0- 0		NEUTRAL		0- 0		0- 2		1- 1								
15- 3		0- 0		0- 0		CONFERENCE		1- 1		6- 2		8- 0								
8- 1		0- 0		0- 0		HOME		0- 1		4- 0		4- 0								
7- 2		0- 0		0- 0		AWAY		1- 0		2- 2		4- 0								
0- 0		0- 0		0- 0		NEUTRAL		0- 0		0- 0		0- 0								
RPI	S	Opponent		Score		RPI	S	Opponent		Score		RPI	S	Opponent		Score				
7	A	Kansas		0 3								103	A	A&M-Corpus Christi		3 0				
								56 A Central Ark.		3 1		103	H	A&M-Corpus Christi		3 1				
								56 H Central Ark.		0 3		109	A	Northwestern St.		0 3				
								88 H Colorado		2 3		109	H	Northwestern St.		3 1				
												112	A	Rice		0 3				
												119	A	Oral Roberts		3 2				
												119	H	Oral Roberts		3 0				
												120	N	Pittsburgh		1 3				
												122	N	Arkansas St.		1 3				
												134	H	Houston Baptist		3 0				
												137	A	Stephen F. Austin		2 3				
												137	H	Stephen F. Austin		3 0				
												152	A	Texas St.		2 3				
												186	A	Nicholls St.		3 0				
												186	H	Nicholls St.		3 0				
												196	N	Mississippi St.		0 3				
												197	H	La.-Lafayette		3 2				
												239	A	Lamar		3 1				
												239	H	Lamar		3 0				
												242	A	Southeastern La.		3 0				
												242	H	Southeastern La.		3 0				
												246	N	Neb. Omaha		3 1				
												265	A	McNeese St.		3 0				
												265	H	McNeese St.		3 0				
												285	A	Tulane		3 0				
												289	H	Texas Southern		3 0				
LAST 10 GAMES																				
						239	H	Lamar		3 0		56	A	Central Ark.		3 1				
						265	H	McNeese St.		3 0		119	A	Oral Roberts		3 2				
						109	A	Northwestern St.		0 3		103	H	A&M-Corpus Christi		3 1				
						186	H	Nicholls St.		3 0		239	A	Lamar		3 1				
						242	H	Southeastern La.		3 0		265	A	McNeese St.		3 0				

Non-Div. I Games:

Sam Houston St.

Average RPI Win: 173		WON-LOST	WINNING	LAST 10	STRENGTH OF		OPP. STRENGTH	TEAM	ADJ	CONF.	ADJ CONF.				
Average RPI Loss: 106		RECORD	PCT. RANK	GAMES	SCHEDULE		OF SCHEDULE	RPI	RPI	RPI	RPI				
DIV. I ONLY		19- 9	.67857	69	6- 4		159	113	95	.54152	94	17	16		
DIV. I NON-CONF.		7- 4	.63636	107	1- 0		113	37	85	.5648	84	16	16		
<hr/>															
TOTALS		RPI 1-25		RPI 26-50		W-L RECORDS		RPI 51-100		RPI 101-150		RPI 150+			
19- 9		0- 0		1- 3		OVERALL		2- 1		5- 3		11- 2			
8- 3		0- 0		0- 1		HOME		2- 0		1- 1		5- 1			
8- 5		0- 0		0- 1		AWAY		0- 1		4- 2		4- 1			
3- 1		0- 0		1- 1		NEUTRAL		0- 0		0- 0		2- 0			
<hr/>															
7- 4		0- 0		1- 3		NON-CONFERENCE		1- 0		2- 1		3- 0			
2- 1		0- 0		0- 1		HOME		1- 0		0- 0		1- 0			
2- 2		0- 0		0- 1		AWAY		0- 0		2- 1		0- 0			
3- 1		0- 0		1- 1		NEUTRAL		0- 0		0- 0		2- 0			
<hr/>															
12- 5		0- 0		0- 0		CONFERENCE		1- 1		3- 2		8- 2			
6- 2		0- 0		0- 0		HOME		1- 0		1- 1		4- 1			
6- 3		0- 0		0- 0		AWAY		0- 1		2- 1		4- 1			
0- 0		0- 0		0- 0		NEUTRAL		0- 0		0- 0		0- 0			
<hr/>															
RPI	S	Opponent	Score	RPI	S	Opponent	Score	RPI	S	Opponent	Score	RPI	S	Opponent	Score
				35	A	Colorado St.	1 3	85	H	Cincinnati	3 1	107	A	Utah St.	0 3
				36	N	Pepperdine	1 3	91	A	UTSA	1 3	107	H	Utah St.	1 3
				42	N	Wichita St.	3 1	91	H	UTSA	3 0	110	A	New Mexico	3 0
				50	H	Northwestern	1 3					117	A	Northern Ill.	3 1
												130	A	Denver	3 0
												130	H	Denver	3 0
												133	A	Idaho	3 2
												147	A	UTEP	2 3
												152	A	Texas St.	3 1
												152	H	Texas St.	2 3
												163	N	North Dakota St.	3 1
												182	N	FIU	3 0
												187	A	San Jose St.	3 1
												187	H	San Jose St.	3 0
												228	A	Texas-Arlington	1 3
												228	H	Texas-Arlington	3 0
												236	A	Seattle	3 2
												236	H	Seattle	3 1
												253	H	Drake	3 1
												308	A	Louisiana Tech	3 1
												308	H	Louisiana Tech	3 1
<hr/>															
LAST 10 GAMES															
				91	A	UTSA	1 3	130	A	Denver	3 0				
				152	A	Texas St.	3 1	110	A	New Mexico	3 0				
				107	H	Utah St.	1 3	308	A	Louisiana Tech	3 1				
				187	H	San Jose St.	3 0	228	A	Texas-Arlington	1 3				
				236	H	Seattle	3 1	152	H	Texas St.	2 3				

Non-Div. I Games:

New Mexico St.

Average RPI Win: 164		WON-LOST	WINNING	LAST 10	STRENGTH OF		OPP. STRENGTH	TEAM	ADJ	CONF.	ADJ CONF.
Average RPI Loss: 95		RECORD	PCT. RANK	GAMES	SCHEDULE		OF SCHEDULE	RPI	RPI	RPI	RPI
DIV. I ONLY		18- 14	.5625	135	5- 5		75	111	92	.54118	95
DIV. I NON-CONF.		10- 6	.625	113	0- 0		34	111	49	.59251	50
TOTALS		RPI 1-25	RPI 26-50		W-L RECORDS		RPI 51-100		RPI 101-150		RPI 150+
18- 14	0- 0	0- 2		OVERALL		1- 7		7- 3		10- 2	
4- 5	0- 0	0- 0		HOME		0- 3		2- 1		2- 1	
7- 6	0- 0	0- 1		AWAY		0- 2		3- 2		4- 1	
7- 3	0- 0	0- 1		NEUTRAL		1- 2		2- 0		4- 0	
10- 6	0- 0	0- 2		NON-CONFERENCE		1- 3		3- 1		6- 0	
0- 1	0- 0	0- 0		HOME		0- 1		0- 0		0- 0	
3- 2	0- 0	0- 1		AWAY		0- 0		1- 1		2- 0	
7- 3	0- 0	0- 1		NEUTRAL		1- 2		2- 0		4- 0	
8- 8	0- 0	0- 0		CONFERENCE		0- 4		4- 2		4- 2	
4- 4	0- 0	0- 0		HOME		0- 2		2- 1		2- 1	
4- 4	0- 0	0- 0		AWAY		0- 2		2- 1		2- 1	
0- 0	0- 0	0- 0		NEUTRAL		0- 0		0- 0		0- 0	
RPI S	Opponent	Score		RPI S	Opponent	Score		RPI S	Opponent	Score	
26 A	Michigan	0	3	60 A	Ohio	0	3	103 N	A&M-Corpus Christi	3	0
30 N	Western Ky.	1	3	66 N	Duke	1	3	117 A	Northern Ill.	3	1
				67 N	IPFW	0	3	117 H	Northern Ill.	3	0
				69 A	Western Mich.	0	3	118 A	North Texas	3	2
				69 H	Western Mich.	2	3	119 N	Oral Roberts	3	2
				71 H	Bowling Green	2	3	123 A	Central Mich.	0	3
				78 N	Southern Ill.	3	1	123 H	Central Mich.	3	0
				83 H	Cleveland St.	2	3	129 A	Ball St.	3	1
								129 H	Ball St.	0	3
								131 A	Oakland	2	3
								158 A	Ill.-Chicago	3	1
								162 N	UALR	3	1
								167 A	Akron	1	3
								175 N	Hofstra	3	0
								184 N	Austin Peay	3	0
								218 A	Toledo	3	2
								218 H	Toledo	3	2
								228 N	Texas-Arlington	3	2
								231 A	Buffalo	3	1
								235 H	Miami (OH)	0	3
								237 H	Kent St.	3	0
								241 A	Memphis	3	0
LAST 10 GAMES											
218 H	Toledo	3	2	117 A	Northern Ill.	3	1				
129 H	Ball St.	0	3	231 A	Buffalo	3	1				
237 H	Kent St.	3	0	167 A	Akron	1	3				
123 H	Central Mich.	3	0	235 H	Miami (OH)	0	3				
69 A	Western Mich.	0	3	71 H	Bowling Green	2	3				

Non-Div. I Games:

Eastern Mich.

Average RPI Win: 222		WON-LOST RECORD		WINNING PCT. RANK		LAST 10 GAMES		STRENGTH OF SCHEDULE		OPP. STRENGTH OF SCHEDULE		TEAM RPI		ADJ RPI		CONF. RPI		ADJ CONF. RPI	
Average RPI Loss: 81																			
DIV. I ONLY		18- 11		.62069 106		8- 2		109		153		98		.54051 96		21		21	
DIV. I NON-CONF.		3- 8		.27273 264		0- 0		91		26		193		.47936 182		24		24	
TOTALS		RPI 1-25		RPI 26-50		W-L RECORDS		RPI 51-100		RPI 101-150		RPI 150+							
18- 11		0- 2		0- 3		OVERALL		0- 2		2- 2		16- 2							
10- 3		0- 0		0- 1		HOME		0- 0		1- 1		9- 1							
7- 5		0- 1		0- 2		AWAY		0- 0		1- 1		6- 1							
1- 3		0- 1		0- 0		NEUTRAL		0- 2		0- 0		1- 0							
3- 8		0- 2		0- 3		NON-CONFERENCE		0- 2		0- 0		3- 1							
2- 2		0- 0		0- 1		HOME		0- 0		0- 0		2- 1							
0- 3		0- 1		0- 2		AWAY		0- 0		0- 0		0- 0							
1- 3		0- 1		0- 0		NEUTRAL		0- 2		0- 0		1- 0							
15- 3		0- 0		0- 0		CONFERENCE		0- 0		2- 2		13- 1							
8- 1		0- 0		0- 0		HOME		0- 0		1- 1		7- 0							
7- 2		0- 0		0- 0		AWAY		0- 0		1- 1		6- 1							
0- 0		0- 0		0- 0		NEUTRAL		0- 0		0- 0		0- 0							
RPI S	Opponent	Score		RPI S	Opponent	Score		RPI S	Opponent	Score		RPI S	Opponent	Score					
18 N	North Carolina	0	3	30 A	Western Ky.	0	3	59 N	TCU	0	3	116 A	FGCU	0	3				
22 A	Kentucky	2	3	45 A	Arizona	0	3	63 N	Long Beach St.	0	3	116 H	FGCU	0	3				
				47 H	Missouri	0	3					141 A	Northern Ky.	3	2				
												141 H	Northern Ky.	3	0				
												159 A	North Florida	1	3				
												159 H	North Florida	3	2				
												161 A	East Tenn. St.	3	1				
												161 H	East Tenn. St.	3	0				
												184 H	Austin Peay	3	0				
												211 H	Houston	1	3				
												214 A	Kennesaw St.	3	0				
												214 H	Kennesaw St.	3	1				
												222 A	Jacksonville	3	1				
												222 H	Jacksonville	3	0				
												229 A	Mercer	3	1				
												229 H	Mercer	3	0				
												250 N	Iona	3	0				
												277 A	USC Upstate	3	0				
												277 H	USC Upstate	3	0				
												282 H	Appalachian St.	3	0				
												312 A	Stetson	3	1				
												312 H	Stetson	3	0				
				LAST 10 GAMES															
				312 A	Stetson	3	1	277 H	USC Upstate	3	0								
				116 A	FGCU	0	3	161 H	East Tenn. St.	3	0								
				229 H	Mercer	3	0	222 A	Jacksonville	3	1								
				214 H	Kennesaw St.	3	1	159 A	North Florida	1	3								
				141 H	Northern Ky.	3	0	312 H	Stetson	3	0								

Non-Div. I Games:

Lipscomb

Average RPI Win: 212		WON-LOST RECORD	WINNING PCT. RANK	LAST 10 GAMES	STRENGTH OF SCHEDULE	OPP. STRENGTH OF SCHEDULE	TEAM RPI	ADJ RPI	CONF. RPI	ADJ CONF. RPI	
Average RPI Loss: 119											
DIV. I ONLY		22- 9	.70968 54	6- 4	147	199	90	.53967 97	20	20	
DIV. I NON-CONF.		12- 3	.8 47	1- 0	157	170	77	.57149 78	22	22	
<hr/>											
TOTALS		RPI 1-25	RPI 26-50		W-L RECORDS		RPI 51-100		RPI 101-150		RPI 150+
22- 9		0- 0	0- 0		OVERALL		3- 4		1- 3		18- 2
7- 3		0- 0	0- 0		HOME		1- 2		0- 0		6- 1
10- 3		0- 0	0- 0		AWAY		1- 1		1- 1		8- 1
5- 3		0- 0	0- 0		NEUTRAL		1- 1		0- 2		4- 0
<hr/>											
12- 3		0- 0	0- 0		NON-CONFERENCE		2- 1		1- 2		9- 0
2- 0		0- 0	0- 0		HOME		1- 0		0- 0		1- 0
5- 0		0- 0	0- 0		AWAY		0- 0		1- 0		4- 0
5- 3		0- 0	0- 0		NEUTRAL		1- 1		0- 2		4- 0
<hr/>											
10- 6		0- 0	0- 0		CONFERENCE		1- 3		0- 1		9- 2
5- 3		0- 0	0- 0		HOME		0- 2		0- 0		5- 1
5- 3		0- 0	0- 0		AWAY		1- 1		0- 1		4- 1
0- 0		0- 0	0- 0		NEUTRAL		0- 0		0- 0		0- 0
<hr/>											
RPI S	Opponent	Score	RPI S	Opponent	Score	RPI S	Opponent	Score	RPI S	Opponent	Score
						61 H	Clemson	3 1	105 N	Texas Tech	2 3
						70 A	Col. of Charleston	3 1	111 A	Samford	2 3
						70 H	Col. of Charleston	2 3	140 N	UC Davis	0 3
						76 A	Ga. Southern	0 3	143 A	Wake Forest	3 0
						76 H	Ga. Southern	0 3	168 N	UAB	3 2
						77 N	Towson	1 3	173 A	Middle Tenn.	3 0
						91 N	UTSA	3 0	200 A	Wofford	3 0
									200 H	Wofford	2 3
									208 N	Canisius	3 0
									209 A	Davidson	3 0
									209 H	Davidson	3 0
									210 A	UNC Greensboro	3 2
									215 A	Elon	1 3
									216 H	Presbyterian	3 0
									229 N	Mercer	3 1
									240 A	Montana	3 1
									243 H	Chattanooga	3 1
									254 A	Winthrop	3 0
									274 H	Western Caro.	3 0
									277 N	USC Upstate	3 0
									282 H	Appalachian St.	3 0
									295 A	Charleston So.	3 0
									306 A	Citadel	3 0
									306 H	Citadel	3 0
			LAST 10 GAMES								
			209 A	Davidson	3 0	200 H	Wofford	2 3	306 A	Citadel	3 0
			76 A	Ga. Southern	0 3	254 A	Winthrop	3 0	306 H	Citadel	3 0
			70 H	Col. of Charleston	2 3	215 A	Elon	1 3			
			306 H	Citadel	3 0	210 A	UNC Greensboro	3 2			
			243 H	Chattanooga	3 1	282 H	Appalachian St.	3 0			

Non-Div. I Games:

Furman

Average RPI Win:		199	WON-LOST RECORD		WINNING PCT. RANK		LAST 10 GAMES		STRENGTH OF SCHEDULE		OPP. STRENGTH OF SCHEDULE		TEAM RPI		ADJ RPI		CONF. RPI		ADJ CONF. RPI	
DIV. I ONLY			15- 11		.57692 125		6- 4		112		101		116		.53901 98		10		10	
DIV. I NON-CONF.			6- 4		.6 122		0- 0		102		125		104		.54983 95		10		10	
TOTALS		RPI 1-25		RPI 26-50				W-L RECORDS		RPI 51-100				RPI 101-150				RPI 150+		
15- 11		1- 0		1- 5				OVERALL		1- 4				1- 2				11- 0		
6- 4		1- 0		1- 2				HOME		0- 2				0- 0				4- 0		
6- 6		0- 0		0- 3				AWAY		1- 1				0- 2				5- 0		
3- 1		0- 0		0- 0				NEUTRAL		0- 1				1- 0				2- 0		
6- 4		1- 0		0- 0				NON-CONFERENCE		0- 2				1- 2				4- 0		
2- 1		1- 0		0- 0				HOME		0- 1				0- 0				1- 0		
1- 2		0- 0		0- 0				AWAY		0- 0				0- 2				1- 0		
3- 1		0- 0		0- 0				NEUTRAL		0- 1				1- 0				2- 0		
9- 7		0- 0		1- 5				CONFERENCE		1- 2				0- 0				7- 0		
4- 3		0- 0		1- 2				HOME		0- 1				0- 0				3- 0		
5- 4		0- 0		0- 3				AWAY		1- 1				0- 0				4- 0		
0- 0		0- 0		0- 0				NEUTRAL		0- 0				0- 0				0- 0		
RPI S	Opponent		Score		RPI S	Opponent		Score		RPI S	Opponent		Score		RPI S	Opponent		Score		
21 H	Miami (FL)		3	1	31 A	Creighton		1	3	55 H	Oregon St.		2	3	116 N	FGCU		3	0	
					31 H	Creighton		0	3	62 N	VCU		1	3	129 A	Ball St.		1	3	
					42 A	Wichita St.		1	3	78 A	Southern Ill.		0	3	139 A	Valparaiso		1	3	
					42 H	Wichita St.		3	1	89 A	Missouri St.		3	2	205 A	Evansville		3	0	
					44 A	UNI		1	3	89 H	Missouri St.		2	3	216 H	Presbyterian		3	0	
					44 H	UNI		0	3						218 A	Toledo		3	1	
															234 A	Bradley		3	0	
															234 H	Bradley		3	1	
															241 N	Memphis		3	0	
															253 A	Drake		3	0	
															253 H	Drake		3	0	
															288 A	Indiana St.		3	0	
															288 H	Indiana St.		3	0	
															293 N	Gardner-Webb		3	0	
				LAST 10 GAMES																
				31 A	Creighton		1	3	44 A	UNI		1	3							
				253 A	Drake		3	0	234 A	Bradley		3	0							
				42 H	Wichita St.		3	1	253 H	Drake		3	0							
				89 H	Missouri St.		2	3	31 H	Creighton		0	3							
				288 H	Indiana St.		3	0	89 A	Missouri St.		3	2							

Non-Div. I Games:

Illinois St.

Average RPI Win:		185	WON-LOST RECORD		WINNING PCT. RANK		LAST 10 GAMES		STRENGTH OF SCHEDULE		OPP. STRENGTH OF SCHEDULE		TEAM RPI		ADJ RPI		CONF. RPI		ADJ CONF. RPI	
DIV. I ONLY			16- 13		.55172 141		3- 7		101		64		102		.5389 99		4		4	
DIV. I NON-CONF.			12- 0		1 1		1- 0		148		236		38		.61874 40		4		4	
TOTALS		RPI 1-25		RPI 26-50		W-L RECORDS		RPI 51-100		RPI 101-150		RPI 150+								
16- 13		0- 6		0- 3		OVERALL		3- 3		0- 1		13- 0								
10- 6		0- 3		0- 1		HOME		3- 1		0- 1		7- 0								
3- 7		0- 3		0- 2		AWAY		0- 2		0- 0		3- 0								
3- 0		0- 0		0- 0		NEUTRAL		0- 0		0- 0		3- 0								
12- 0		0- 0		0- 0		NON-CONFERENCE		1- 0		0- 0		11- 0								
7- 0		0- 0		0- 0		HOME		1- 0		0- 0		6- 0								
2- 0		0- 0		0- 0		AWAY		0- 0		0- 0		2- 0								
3- 0		0- 0		0- 0		NEUTRAL		0- 0		0- 0		3- 0								
4- 13		0- 6		0- 3		CONFERENCE		2- 3		0- 1		2- 0								
3- 6		0- 3		0- 1		HOME		2- 1		0- 1		1- 0								
1- 7		0- 3		0- 2		AWAY		0- 2		0- 0		1- 0								
0- 0		0- 0		0- 0		NEUTRAL		0- 0		0- 0		0- 0								
RPI	S	Opponent		Score		RPI	S	Opponent		Score		RPI	S	Opponent		Score				
11	H	Florida		1	3	47	A	Missouri		0	3	58	H	Georgia		3	0			
16	A	Tennessee		1	3	49	A	Auburn		1	3	61	H	Clemson		3	0			
16	H	Tennessee		0	3	49	H	Auburn		0	3	75	A	LSU		0	3			
17	A	Texas A&M		0	3							75	H	LSU		3	2			
17	H	Texas A&M		0	3							100	A	Ole Miss		0	3			
22	A	Kentucky		0	3							100	H	Ole Miss		0	3			
LAST 10 GAMES																				
		16 H Tennessee		0	3			49 H Auburn		0	3			102 H Alabama		1	3			
		196 H Mississippi St.		3	0			100 A Ole Miss		0	3			161 H East Tenn. St.		3	2			
		22 A Kentucky		0	3			196 A Mississippi St.		3	0			167 H Akron		3	0			
		47 A Missouri		0	3			225 A Coastal Caro.		3	0			168 H UAB		3	1			
		17 H Texas A&M		0	3			102 H Alabama		1	3			180 H Temple		3	0			
														189 N West Virginia		3	0			
														196 A Mississippi St.		3	0			
														196 H Mississippi St.		3	0			
														224 N Niagara		3	1			
														225 A Coastal Caro.		3	0			
														254 H Winthrop		3	0			
														263 N Navy		3	0			
														269 H UNC Asheville		3	0			
														276 A George Mason		3	0			

Non-Div. I Games:

South Carolina

Average RPI Win:	146	WON-LOST RECORD	WINNING PCT. RANK	LAST 10 GAMES	STRENGTH OF SCHEDULE	OPP. STRENGTH OF SCHEDULE	TEAM RPI	ADJ RPI	CONF. RPI	ADJ CONF. RPI	
DIV. I ONLY		10- 15	.4 217	2- 8	33	42	104	.53845 100	4	4	
DIV. I NON-CONF.		6- 3	.66667 91	0- 0	68	132	70	.57438 76	4	4	
<hr/>											
TOTALS	RPI 1-25	RPI 26-50		W-L RECORDS	RPI 51-100		RPI 101-150		RPI 150+		
10- 15	0- 8	1- 3		OVERALL	3- 2		3- 1		3- 1		
6- 5	0- 4	1- 1		HOME	1- 0		2- 0		2- 0		
2- 8	0- 4	0- 1		AWAY	2- 2		0- 1		0- 0		
2- 2	0- 0	0- 1		NEUTRAL	0- 0		1- 0		1- 1		
6- 3	0- 1	0- 1		NON-CONFERENCE	1- 0		3- 0		2- 1		
3- 0	0- 0	0- 0		HOME	0- 0		2- 0		1- 0		
1- 1	0- 1	0- 0		AWAY	1- 0		0- 0		0- 0		
2- 2	0- 0	0- 1		NEUTRAL	0- 0		1- 0		1- 1		
4- 12	0- 7	1- 2		CONFERENCE	2- 2		0- 1		1- 0		
3- 5	0- 4	1- 1		HOME	1- 0		0- 0		1- 0		
1- 7	0- 3	0- 1		AWAY	1- 2		0- 1		0- 0		
0- 0	0- 0	0- 0		NEUTRAL	0- 0		0- 0		0- 0		
<hr/>											
RPI S	Opponent	Score	RPI S	Opponent	Score	RPI S	Opponent	Score	RPI S	Opponent	Score
11 A	Florida	0 3	33 N	Marquette	0 3	58 A	Georgia	2 3	102 A	Alabama	1 3
11 H	Florida	0 3	47 A	Missouri	0 3	64 A	Xavier	3 2	111 N	Samford	3 1
16 H	Tennessee	0 3	47 H	Missouri	3 1	75 A	LSU	1 3	112 H	Rice	3 0
17 A	Texas A&M	0 3	49 H	Auburn	0 3	99 A	South Carolina	3 0	142 H	North Dakota	3 1
21 A	Miami (FL)	2 3				99 H	South Carolina	3 0	196 H	Mississippi St.	3 1
22 A	Kentucky	1 3							200 N	Wofford	2 3
22 H	Kentucky	0 3							286 H	Alabama A&M	3 0
25 H	Arkansas	1 3							302 N	Tennessee Tech	3 0
<hr/>											
LAST 10 GAMES											
11 H	Florida	0 3	99 H	South Carolina	3 0						
16 H	Tennessee	0 3	47 H	Missouri	3 1						
75 A	LSU	1 3	58 A	Georgia	2 3						
22 A	Kentucky	1 3	11 A	Florida	0 3						
49 H	Auburn	0 3	25 H	Arkansas	1 3						

Non-Div. I Games:

Ole Miss

UC Santa Barbara						Through Games Of Sunday, Nov. 11, 2012																	
Average RPI Win:		137	WON-LOST RECORD		WINNING PCT. RANK	LAST 10 GAMES		STRENGTH OF SCHEDULE		OPP. STRENGTH OF SCHEDULE		TEAM RPI		ADJ RPI		CONF. RPI		ADJ CONF. RPI					
Average RPI Loss:		78																					
DIV. I ONLY			13- 16		.44828	200	4- 6		35		81		97		.53798		101	9					
DIV. I NON-CONF.			7- 8		.46667	178	0- 0		14		52		73		.57606		74	7					
TOTALS		RPI 1-25		RPI 26-50		W-L RECORDS		RPI 51-100		RPI 101-150		RPI 150+											
13- 16		0- 5		1- 1		OVERALL		5- 4		3- 4		4- 2											
5- 6		0- 2		0- 1		HOME		1- 1		2- 2		1- 1											
5- 7		0- 3		1- 0		AWAY		2- 2		1- 1		1- 1											
3- 3		0- 0		0- 0		NEUTRAL		2- 1		0- 1		1- 1											
7- 8		0- 3		1- 1		NON-CONFERENCE		3- 1		2- 2		1- 1											
2- 2		0- 1		0- 1		HOME		0- 0		2- 0		0- 0											
2- 3		0- 2		1- 0		AWAY		1- 0		0- 1		0- 0											
3- 3		0- 0		0- 0		NEUTRAL		2- 1		0- 1		1- 1											
6- 8		0- 2		0- 0		CONFERENCE		2- 3		1- 2		3- 1											
3- 4		0- 1		0- 0		HOME		1- 1		0- 2		2- 0											
3- 4		0- 1		0- 0		AWAY		1- 2		1- 0		1- 1											
0- 0		0- 0		0- 0		NEUTRAL		0- 0		0- 0		0- 0											
RPI	S	Opponent		Score		RPI	S	Opponent		Score		RPI	S	Opponent		Score		RPI	S	Opponent		Score	
6	H	UCLA		1	3	36	H	Pepperdine		1	3	63	A	Long Beach St.		0	3	106	H	Northeastern		3	0
9	A	Oregon		1	3	48	A	Loyola Marymount		3	0	72	N	Yale		3	1	110	A	New Mexico		2	3
19	A	Hawaii		0	3							74	N	Fresno St.		2	3	113	N	Connecticut		0	3
19	H	Hawaii		0	3							76	N	Ga. Southern		3	2	133	H	Idaho		3	2
24	A	San Diego		1	3							79	A	Pacific		3	2	140	A	UC Davis		3	1
												79	H	Pacific		2	3	140	H	UC Davis		0	3
												86	A	Portland St.		3	1	148	H	Cal St. Fullerton		2	3
												87	A	Cal St. Northridge		1	3	157	N	Portland		2	3
												87	H	Cal St. Northridge		3	0	166	A	UC Irvine		1	3
																		217	A	Cal Poly		3	0
																		217	H	Cal Poly		3	1
																		250	N	Iona		3	1
																		266	H	UC Riverside		3	1
LAST 10 GAMES																							
						140	H	UC Davis		0	3	266	H	UC Riverside		3	1						
						79	H	Pacific		2	3	148	H	Cal St. Fullerton		2	3						
						87	A	Cal St. Northridge		1	3	79	A	Pacific		3	2						
						19	A	Hawaii		0	3	140	A	UC Davis		3	1						
						217	H	Cal Poly		3	1	19	H	Hawaii		0	3						

Non-Div. I Games:

UC Santa Barbara

Average RPI Win: 200		WON-LOST	WINNING	LAST 10	STRENGTH OF	OPP. STRENGTH	TEAM	ADJ	CONF.	ADJ CONF.				
Average RPI Loss: 41		RECORD	PCT. RANK	GAMES	SCHEDULE	OF SCHEDULE	RPI	RPI	RPI	RPI				
DIV. I ONLY		16- 12	.57143	127	3- 7	114	79	112	.53754	102	4	4		
DIV. I NON-CONF.		11- 1	.91667	16	0- 0	276	290	94	.55042	94	4	4		
<hr/>														
TOTALS		RPI 1-25	RPI 26-50		W-L RECORDS		RPI 51-100		RPI 101-150		RPI 150+			
16- 12		1- 6	0- 2		OVERALL		3- 3		1- 1		11- 0			
9- 5		1- 3	0- 1		HOME		2- 1		1- 0		5- 0			
4- 6		0- 3	0- 1		AWAY		1- 2		0- 0		3- 0			
3- 1		0- 0	0- 0		NEUTRAL		0- 0		0- 1		3- 0			
11- 1		0- 0	0- 0		NON-CONFERENCE		0- 0		1- 1		10- 0			
6- 0		0- 0	0- 0		HOME		0- 0		1- 0		5- 0			
2- 0		0- 0	0- 0		AWAY		0- 0		0- 0		2- 0			
3- 1		0- 0	0- 0		NEUTRAL		0- 0		0- 1		3- 0			
5- 11		1- 6	0- 2		CONFERENCE		3- 3		0- 0		1- 0			
3- 5		1- 3	0- 1		HOME		2- 1		0- 0		0- 0			
2- 6		0- 3	0- 1		AWAY		1- 2		0- 0		1- 0			
0- 0		0- 0	0- 0		NEUTRAL		0- 0		0- 0		0- 0			
RPI	S	Opponent	Score		RPI	S	Opponent	Score		RPI	S	Opponent	Score	
11	H	Florida	0	3	47	H	Missouri	1	3	58	A	Georgia	2	3
16	A	Tennessee	0	3	49	A	Auburn	1	3	58	H	Georgia	0	3
16	H	Tennessee	1	3						75	A	LSU	1	3
17	A	Texas A&M	0	3						75	H	LSU	3	0
17	H	Texas A&M	0	3						99	A	South Carolina	3	1
22	H	Kentucky	3	1						100	H	Ole Miss	3	1
25	A	Arkansas	2	3										

Non-Div. I Games:

Alabama

Average RPI Win:	206	WON-LOST	WINNING	LAST 10	STRENGTH OF	OPP. STRENGTH	TEAM	ADJ	CONF.	ADJ CONF.		
Average RPI Loss:	102	RECORD	PCT. RANK	GAMES	SCHEDULE	OF SCHEDULE	RPI	RPI	RPI	RPI		
DIV. I ONLY	21- 10	.67742	73	6- 4	153	169	99	.53688	103	13	13	
DIV. I NON-CONF.	9- 4	.69231	81	2- 0	218	195	121	.51724	126	17	17	
<hr/>												
TOTALS	RPI 1-25	RPI 26-50		W-L RECORDS		RPI 51-100		RPI 101-150		RPI 150+		
21- 10	0- 0	0- 0		OVERALL		1- 6		5- 3		15- 1		
9- 1	0- 0	0- 0		HOME		1- 1		3- 0		5- 0		
8- 7	0- 0	0- 0		AWAY		0- 4		1- 3		7- 0		
4- 2	0- 0	0- 0		NEUTRAL		0- 1		1- 0		3- 1		
9- 4	0- 0	0- 0		NON-CONFERENCE		0- 3		2- 0		7- 1		
1- 0	0- 0	0- 0		HOME		0- 0		0- 0		1- 0		
4- 2	0- 0	0- 0		AWAY		0- 2		1- 0		3- 0		
4- 2	0- 0	0- 0		NEUTRAL		0- 1		1- 0		3- 1		
12- 6	0- 0	0- 0		CONFERENCE		1- 3		3- 3		8- 0		
8- 1	0- 0	0- 0		HOME		1- 1		3- 0		4- 0		
4- 5	0- 0	0- 0		AWAY		0- 2		0- 3		4- 0		
0- 0	0- 0	0- 0		NEUTRAL		0- 0		0- 0		0- 0		
RPI	S	Opponent	Score	RPI	S	Opponent	Score	RPI	S	Opponent	Score	
						51 A Baylor	0 3	109 A Northwestern St.		1 3		
						56 A Central Ark.	1 3	109 H Northwestern St.		3 1		
						56 H Central Ark.	3 2	118 A North Texas		3 0		
						59 A TCU	0 3	119 A Oral Roberts		0 3		
						93 A Sam Houston St.	1 3	119 H Oral Roberts		3 0		
						93 H Sam Houston St.	0 3	137 A Stephen F. Austin		0 3		
						95 N Eastern Mich.	0 3	137 H Stephen F. Austin		3 0		
								144 N Army		3 0		
								175 N Hofstra		3 0		
								186 A Nicholls St.		3 0		
								186 H Nicholls St.		3 1		
								204 N SMU		0 3		
								228 A Texas-Arlington		3 0		
								239 A Lamar		3 1		
								239 H Lamar		3 1		
								242 A Southeastern La.		3 1		
								242 H Southeastern La.		3 0		
								247 N Nevada		3 1		
								265 A McNeese St.		3 1		
								265 H McNeese St.		3 0		
								280 A Tex.-Pan American		3 1		
								280 H Tex.-Pan American		3 0		
								285 N Tulane		3 0		
								287 A Prairie View		3 0		
				LAST 10 GAMES								
				265 H McNeese St.		3 0	186 H Nicholls St.		3 1	285 N Tulane		3 0
				239 H Lamar		3 1	119 A Oral Roberts		0 3	287 A Prairie View		3 0
				137 A Stephen F. Austin		0 3	56 A Central Ark.		1 3			
				287 A Prairie View		3 0	93 A Sam Houston St.		1 3			
				242 H Southeastern La.		3 0	280 H Tex.-Pan American		3 0			

Non-Div. I Games:

A&M-Corpus Christi

Average RPI Win:	151	WON-LOST RECORD		WINNING PCT. RANK		LAST 10 GAMES		STRENGTH OF SCHEDULE		OPP. STRENGTH OF SCHEDULE		TEAM RPI		ADJ RPI		CONF. RPI		ADJ CONF. RPI			
DIV. I ONLY		12- 16		.42857	205	4- 6		52		53		113		.5359	104	1		1			
DIV. I NON-CONF.		8- 4		.66667	91	0- 0		106		242		92		.54865	98	1		1			
<hr/>																					
TOTALS		RPI 1-25		RPI 26-50		W-L RECORDS		RPI 51-100		RPI 101-150		RPI 150+									
12- 16		1- 4		1- 7		OVERALL		3- 1		2- 4		5- 0									
5- 8		1- 1		0- 4		HOME		2- 1		0- 2		2- 0									
4- 7		0- 3		1- 3		AWAY		1- 0		2- 1		0- 0									
3- 1		0- 0		0- 0		NEUTRAL		0- 0		0- 1		3- 0									
8- 4		0- 0		0- 0		NON-CONFERENCE		2- 1		1- 3		5- 0									
4- 2		0- 0		0- 0		HOME		2- 1		0- 1		2- 0									
1- 1		0- 0		0- 0		AWAY		0- 0		1- 1		0- 0									
3- 1		0- 0		0- 0		NEUTRAL		0- 0		0- 1		3- 0									
4- 12		1- 4		1- 7		CONFERENCE		1- 0		1- 1		0- 0									
1- 6		1- 1		0- 4		HOME		0- 0		0- 1		0- 0									
3- 6		0- 3		1- 3		AWAY		1- 0		1- 0		0- 0									
0- 0		0- 0		0- 0		NEUTRAL		0- 0		0- 0		0- 0									
RPI	S	Opponent		Score		RPI	S	Opponent		Score		RPI	S	Opponent		Score					
2	A	Penn St.		1 3		26	A	Michigan		1 3		52	H	Georgia Tech		3 1		125	A	Iowa	3 0
4	A	Nebraska		1 3		26	H	Michigan		0 3		65	A	Wisconsin		3 1		125	H	Iowa	1 3
4	H	Nebraska		2 3		38	A	Michigan St.		0 3		71	H	Bowling Green		1 3		137	N	Stephen F. Austin	2 3
20	H	Purdue		3 1		38	H	Michigan St.		1 3		83	H	Cleveland St.		3 1		139	H	Valparaiso	2 3
23	A	Ohio St.		1 3		40	A	Illinois		1 3								144	A	Army	3 1
						40	H	Illinois		1 3								145	A	Butler	1 3
						50	A	Northwestern		3 0								226	N	Western Ill.	3 0
						50	H	Northwestern		1 3								235	H	Miami (OH)	3 0
																		243	H	Chattanooga	3 1
																		248	N	Stony Brook	3 1
																		321	N	Quinnipiac	3 0
<hr/>																					
LAST 10 GAMES																					
125 A Iowa						3 0		38 H Michigan St.						1 3							
4 A Nebraska						1 3		65 A Wisconsin						3 1							
40 A Illinois						1 3		20 H Purdue						3 1							
50 A Northwestern						3 0		2 A Penn St.						1 3							
26 H Michigan						0 3		23 A Ohio St.						1 3							

Non-Div. I Games:

Indiana

Average RPI Win: 184		WON-LOST	WINNING	LAST 10	STRENGTH OF		OPP. STRENGTH	TEAM	ADJ	CONF.	ADJ CONF.		
Average RPI Loss: 59		RECORD	PCT. RANK	GAMES	SCHEDULE		OF SCHEDULE	RPI	RPI	RPI	RPI		
DIV. I ONLY		13- 15	.46429	192	2- 8		49	78	100	.53516	105	3	3
DIV. I NON-CONF.		11- 5	.6875	89	0- 1		78	211	78	.56588	83	3	3
TOTALS		RPI 1-25	RPI 26-50		W-L RECORDS		RPI 51-100		RPI 101-150		RPI 150+		
13- 15	0- 3	0- 4		OVERALL		1- 6		4- 1		8- 1			
5- 5	0- 2	0- 2		HOME		0- 1		2- 0		3- 0			
3- 8	0- 1	0- 2		AWAY		0- 3		1- 1		2- 1			
5- 2	0- 0	0- 0		NEUTRAL		1- 2		1- 0		3- 0			
11- 5	0- 0	0- 0		NON-CONFERENCE		1- 3		4- 1		6- 1			
4- 0	0- 0	0- 0		HOME		0- 0		2- 0		2- 0			
2- 3	0- 0	0- 0		AWAY		0- 1		1- 1		1- 1			
5- 2	0- 0	0- 0		NEUTRAL		1- 2		1- 0		3- 0			
2- 10	0- 3	0- 4		CONFERENCE		0- 3		0- 0		2- 0			
1- 5	0- 2	0- 2		HOME		0- 1		0- 0		1- 0			
1- 5	0- 1	0- 2		AWAY		0- 2		0- 0		1- 0			
0- 0	0- 0	0- 0		NEUTRAL		0- 0		0- 0		0- 0			
RPI S	Opponent	Score	RPI S	Opponent	Score	RPI S	Opponent	Score	RPI S	Opponent	Score		
3 H	Texas	0 3	27 A	Oklahoma	0 3	51 A	Baylor	1 3	109 H	Northwestern St.	3 1		
7 H	Kansas	0 3	27 H	Oklahoma	0 3	56 A	Central Ark.	1 3	112 A	Rice	0 3		
15 A	Kansas St.	2 3	28 A	Iowa St.	0 3	59 A	TCU	0 3	118 H	North Texas	3 1		
			28 H	Iowa St.	1 3	59 H	TCU	0 3	134 N	Houston Baptist	3 2		
						77 N	Towson	0 3	146 A	Boston College	3 2		
						87 N	Cal St. Northridge	0 3	176 N	Siena	3 1		
						97 N	Furman	3 2	187 H	San Jose St.	3 0		
									189 A	West Virginia	3 1		
									189 H	West Virginia	3 1		
									240 A	Montana	3 1		
									247 A	Nevada	2 3		
									255 N	Binghamton	3 0		
									273 N	Fordham	3 1		
									280 H	Tex.-Pan American	3 0		
LAST 10 GAMES													
59 H	TCU	0 3	27 H	Oklahoma	0 3								
28 A	Iowa St.	0 3	189 A	West Virginia	3 1								
27 A	Oklahoma	0 3	51 A	Baylor	1 3								
189 H	West Virginia	3 1	28 H	Iowa St.	1 3								
15 A	Kansas St.	2 3	56 A	Central Ark.	1 3								

Non-Div. I Games:

Texas Tech

Average RPI Win:	196	WON-LOST RECORD	WINNING PCT. RANK	LAST 10 GAMES	STRENGTH OF SCHEDULE	OPP. STRENGTH OF SCHEDULE	TEAM RPI	ADJ RPI	CONF. RPI	ADJ CONF. RPI						
DIV. I ONLY		19- 8	.7037	57	7- 3	208	124	101	.53356	107	17	16				
DIV. I NON-CONF.		5- 5	.5	158	0- 1	201	57	172	.48835	166	16	16				
<hr/>																
TOTALS	RPI 1-25	RPI 26-50		W-L RECORDS		RPI 51-100		RPI 101-150		RPI 150+						
19- 8	0- 1	0- 2		OVERALL		3- 2		3- 1		13- 2						
9- 4	0- 0	0- 0		HOME		1- 2		1- 1		7- 1						
8- 3	0- 1	0- 1		AWAY		2- 0		2- 0		4- 1						
2- 1	0- 0	0- 1		NEUTRAL		0- 0		0- 0		2- 0						
<hr/>																
5- 5	0- 1	0- 2		NON-CONFERENCE		0- 1		0- 0		5- 1						
3- 2	0- 0	0- 0		HOME		0- 1		0- 0		3- 1						
0- 2	0- 1	0- 1		AWAY		0- 0		0- 0		0- 0						
2- 1	0- 0	0- 1		NEUTRAL		0- 0		0- 0		2- 0						
<hr/>																
14- 3	0- 0	0- 0		CONFERENCE		3- 1		3- 1		8- 1						
6- 2	0- 0	0- 0		HOME		1- 1		1- 1		4- 0						
8- 1	0- 0	0- 0		AWAY		2- 0		2- 0		4- 1						
0- 0	0- 0	0- 0		NEUTRAL		0- 0		0- 0		0- 0						
<hr/>																
RPI	S	Opponent	Score		RPI	S	Opponent	Score		RPI	S	Opponent	Score			
15	A	Kansas St.	0	3	32	N	St. Mary's (CA)	0	3	80	H	Utah	2	3		
					46	A	San Diego St.	1	3	91	A	UTSA	3	1		
										91	H	UTSA	0	3		
										94	A	New Mexico St.	3	1		
										94	H	New Mexico St.	3	0		
												130	A	Denver	3	2
												130	H	Denver	3	2
												133	A	Idaho	3	2
												133	H	Idaho	0	3
												152	A	Texas St.	3	0
												155	H	Utah Valley	2	3
												157	H	Portland	3	0
												187	A	San Jose St.	0	3
												187	H	San Jose St.	3	0
												228	A	Texas-Arlington	3	0
												228	H	Texas-Arlington	3	0
												236	A	Seattle	3	0
												236	H	Seattle	3	2
												240	N	Montana	3	2
												244	H	Southern Utah	3	1
												262	H	Weber St.	3	0
												270	N	Sacred Heart	3	1
												308	A	Louisiana Tech	3	1
												308	H	Louisiana Tech	3	0
<hr/>																
LAST 10 GAMES																
187 A San Jose St.					0	3	236 A Seattle					3	0			
94 A New Mexico St.					3	1	133 A Idaho					3	2			
130 A Denver					3	2	91 H UTSA					0	3			
308 H Louisiana Tech					3	0	187 H San Jose St.					3	0			
228 H Texas-Arlington					3	0	155 H Utah Valley					2	3			

Non-Div. I Games:

Utah St.

Average RPI Win:	224	WON-LOST RECORD	WINNING PCT. RANK	LAST 10 GAMES	STRENGTH OF SCHEDULE	OPP. STRENGTH OF SCHEDULE	TEAM RPI	ADJ RPI	CONF. RPI	ADJ CONF. RPI
DIV. I ONLY		22- 10	.6875 68	6- 4	175	157	105	.53127 108	14	14
DIV. I NON-CONF.		13- 5	.72222 69	1- 0	206	164	114	.53378 115	13	15
<hr/>										
TOTALS	RPI 1-25	RPI 26-50		W-L RECORDS	RPI 51-100		RPI 101-150		RPI 150+	
22- 10	0- 3	0- 2		OVERALL	1- 2		3- 1		18- 2	
13- 0	0- 0	0- 0		HOME	1- 0		1- 0		11- 0	
5- 8	0- 2	0- 1		AWAY	0- 2		2- 1		3- 2	
4- 2	0- 1	0- 1		NEUTRAL	0- 0		0- 0		4- 0	
<hr/>										
13- 5	0- 3	0- 1		NON-CONFERENCE	0- 0		2- 1		11- 0	
6- 0	0- 0	0- 0		HOME	0- 0		1- 0		5- 0	
3- 3	0- 2	0- 0		AWAY	0- 0		1- 1		2- 0	
4- 2	0- 1	0- 1		NEUTRAL	0- 0		0- 0		4- 0	
<hr/>										
9- 5	0- 0	0- 1		CONFERENCE	1- 2		1- 0		7- 2	
7- 0	0- 0	0- 0		HOME	1- 0		0- 0		6- 0	
2- 5	0- 0	0- 1		AWAY	0- 2		1- 0		1- 2	
0- 0	0- 0	0- 0		NEUTRAL	0- 0		0- 0		0- 0	
<hr/>										
RPI S	Opponent	Score		RPI S	Opponent	Score		RPI S	Opponent	Score
2 A	Penn St.	0	3	27 N	Oklahoma	0	3	62 A	VCU	0 3
4 A	Nebraska	0	3	29 A	Dayton	0	3	62 H	VCU	3 1
22 N	Kentucky	0	3					64 A	Xavier	0 3
										110 A New Mexico 1 3
										110 A New Mexico 3 2
										120 H Pittsburgh 3 0
										145 A Butler 3 1
										157 N Portland 3 1
										165 A George Washington 1 3
										165 H George Washington 3 1
										179 A Saint Louis 3 2
										180 H Temple 3 0
										189 A West Virginia 3 2
										223 H Rhode Island 3 0
										230 A Charlotte 1 3
										230 H Charlotte 3 0
										252 H Robert Morris 3 0
										257 N Eastern Ill. 3 0
										258 H Loyola Maryland 3 1
										273 H Fordham 3 1
										278 A Saint Francis (PA) 3 0
										290 H Norfolk St. 3 0
										294 H Bucknell 3 0
										296 H La Salle 3 0
										324 N Southern U. 3 0
										324 N Southern U. 3 0
										326 H Providence 3 0
<hr/>										
LAST 10 GAMES										
165 H George Washington 3 1				252 H Robert Morris 3 0				324 N Southern U. 3 0		
273 H Fordham 3 1				62 A VCU 0 3				326 H Providence 3 0		
223 H Rhode Island 3 0				230 A Charlotte 1 3						
29 A Dayton 0 3				296 H La Salle 3 0						
64 A Xavier 0 3				180 H Temple 3 0						

Non-Div. I Games:

Duquesne

Average RPI Win:	224	WON-LOST RECORD	WINNING PCT. RANK	LAST 10 GAMES	STRENGTH OF SCHEDULE	OPP. STRENGTH OF SCHEDULE	TEAM RPI	ADJ RPI	CONF. RPI	ADJ CONF. RPI		
Average RPI Loss:	89	20- 10	.66667	76	8- 2	173	160	114	.53098	109	13	13
DIV. I ONLY		8- 4	.66667	91	0- 0	269	172	153	.49726	151	17	17
DIV. I NON-CONF.												
<hr/>												
TOTALS	RPI 1-25	RPI 26-50	W-L RECORDS		RPI 51-100	RPI 101-150	RPI 150+					
20- 10	0- 2	0- 0	OVERALL		1- 3	3- 4	16- 1					
9- 1	0- 0	0- 0	HOME		1- 1	3- 0	5- 0					
5- 7	0- 1	0- 0	AWAY		0- 2	0- 4	5- 0					
6- 2	0- 1	0- 0	NEUTRAL		0- 0	0- 0	6- 1					
<hr/>												
8- 4	0- 2	0- 0	NON-CONFERENCE		0- 0	0- 1	8- 1					
1- 0	0- 0	0- 0	HOME		0- 0	0- 0	1- 0					
1- 2	0- 1	0- 0	AWAY		0- 0	0- 1	1- 0					
6- 2	0- 1	0- 0	NEUTRAL		0- 0	0- 0	6- 1					
<hr/>												
12- 6	0- 0	0- 0	CONFERENCE		1- 3	3- 3	8- 0					
8- 1	0- 0	0- 0	HOME		1- 1	3- 0	4- 0					
4- 5	0- 0	0- 0	AWAY		0- 2	0- 3	4- 0					
0- 0	0- 0	0- 0	NEUTRAL		0- 0	0- 0	0- 0					
<hr/>												
RPI S	Opponent	Score	RPI S	Opponent	Score	RPI S	Opponent	Score	RPI S	Opponent	Score	
7 N	Kansas	0 3				56 A	Central Ark.	0 3	103 A	A&M-Corpus Christi	1 3	
25 A	Arkansas	1 3				56 H	Central Ark.	2 3	103 H	A&M-Corpus Christi	3 1	
						93 A	Sam Houston St.	1 3	105 A	Texas Tech	1 3	
						93 H	Sam Houston St.	3 0	119 A	Oral Roberts	0 3	
									119 H	Oral Roberts	3 1	
									137 A	Stephen F. Austin	1 3	
									137 H	Stephen F. Austin	3 0	
									186 A	Nicholls St.	3 2	
									186 H	Nicholls St.	3 0	
									187 N	San Jose St.	0 3	
									228 A	Texas-Arlington	3 2	
									239 A	Lamar	3 2	
									239 H	Lamar	3 1	
									242 A	Southeastern La.	3 0	
									242 H	Southeastern La.	3 1	
									252 N	Robert Morris	3 0	
									265 A	McNeese St.	3 0	
									265 H	McNeese St.	3 0	
									271 N	Marist	3 1	
									275 N	UT Martin	3 1	
									279 N	Southern Miss.	3 0	
									279 N	Southern Miss.	3 1	
									280 N	Tex.-Pan American	3 0	
									308 H	Louisiana Tech	3 0	
<hr/>												
			LAST 10 GAMES									
			119 A	Oral Roberts	0 3	186 A	Nicholls St.	3 2				
			56 A	Central Ark.	0 3	265 H	McNeese St.	3 0				
			93 H	Sam Houston St.	3 0	239 H	Lamar	3 1				
			137 H	Stephen F. Austin	3 0	186 H	Nicholls St.	3 0				
			242 A	Southeastern La.	3 0	242 H	Southeastern La.	3 1				

Non-Div. I Games:

Northwestern St.

Average RPI Win:	186	WON-LOST RECORD	WINNING PCT. RANK	LAST 10 GAMES	STRENGTH OF SCHEDULE	OPP. STRENGTH OF SCHEDULE	TEAM RPI	ADJ RPI	CONF. RPI	ADJ CONF. RPI	
Average RPI Loss:	95										
DIV. I ONLY	19- 10	.65517	83	4- 6	160	136	108	.53095	110	7	7
DIV. I NON-CONF.	13- 4	.76471	57	0- 2	193	213	100	.54111	106	8	8
<hr/>											
TOTALS	RPI 1-25	RPI 26-50		W-L RECORDS	RPI 51-100		RPI 101-150		RPI 150+		
19- 10	0- 0	1- 2		OVERALL	2- 5		2- 1		14- 2		
10- 5	0- 0	1- 0		HOME	2- 3		2- 1		5- 1		
4- 5	0- 0	0- 2		AWAY	0- 2		0- 0		4- 1		
5- 0	0- 0	0- 0		NEUTRAL	0- 0		0- 0		5- 0		
13- 4	0- 0	0- 1		NON-CONFERENCE	1- 1		2- 1		10- 1		
6- 3	0- 0	0- 0		HOME	1- 1		2- 1		3- 1		
2- 1	0- 0	0- 1		AWAY	0- 0		0- 0		2- 0		
5- 0	0- 0	0- 0		NEUTRAL	0- 0		0- 0		5- 0		
6- 6	0- 0	1- 1		CONFERENCE	1- 4		0- 0		4- 1		
4- 2	0- 0	1- 0		HOME	1- 2		0- 0		2- 0		
2- 4	0- 0	0- 1		AWAY	0- 2		0- 0		2- 1		
0- 0	0- 0	0- 0		NEUTRAL	0- 0		0- 0		0- 0		
RPI S	Opponent	Score	RPI S	Opponent	Score	RPI S	Opponent	Score	RPI S	Opponent	Score
			27 A	Oklahoma	0 3	74 A	Fresno St.	1 3	101 H	UC Santa Barbara	3 2
			35 H	Colorado St.	3 2	74 H	Fresno St.	2 3	108 H	Duquesne	2 3
			46 A	San Diego St.	2 3	76 H	Ga. Southern	3 2	108 H	Duquesne	3 1
						82 A	UNLV	0 3	154 A	Boise St.	0 3
						82 H	UNLV	1 3	154 H	Boise St.	3 2
						90 H	Wyoming	3 1	157 H	Portland	3 0
						94 H	New Mexico St.	0 3	162 N	UALR	3 2
									172 N	UMES	3 1
									178 A	Air Force	3 2
									178 H	Air Force	3 0
									204 N	SMU	3 0
									211 A	CSU Bakersfield	3 1
									211 H	CSU Bakersfield	2 3
									214 N	Kennesaw St.	3 0
									247 A	Nevada	3 0
									269 N	UNC Asheville	3 0
									324 H	Southern U.	3 0
									324 H	Southern U.	3 0
									329 A	Savannah St.	3 0
<hr/>											
LAST 10 GAMES											
			211 H	CSU Bakersfield	2 3	94 H	New Mexico St.	0 3			
			154 A	Boise St.	0 3	247 A	Nevada	3 0			
			178 A	Air Force	3 2	46 A	San Diego St.	2 3			
			74 H	Fresno St.	2 3	178 H	Air Force	3 0			
			82 H	UNLV	1 3	154 H	Boise St.	3 2			

Non-Div. I Games:

New Mexico

Average RPI Win: 240		WON-LOST	WINNING	LAST 10	STRENGTH OF		OPP. STRENGTH	TEAM	ADJ		CONF.	ADJ CONF.
Average RPI Loss: 71		RECORD	PCT. RANK	GAMES	SCHEDULE		OF SCHEDULE	RPI	RPI		RPI	RPI
DIV. I ONLY		21- 8	.72414 48	8- 2	243		185	117	.53089 111		20	20
DIV. I NON-CONF.		7- 6	.53846 153	0- 0	249		121	183	.48182 177		22	22
TOTALS		RPI 1-25	RPI 26-50	W-L RECORDS	RPI 51-100		RPI 101-150		RPI 150+			
21- 8		0- 2	0- 0	OVERALL	1- 4		0- 2		20- 0			
10- 1		0- 0	0- 0	HOME	1- 1		0- 0		9- 0			
8- 4		0- 2	0- 0	AWAY	0- 1		0- 1		8- 0			
3- 3		0- 0	0- 0	NEUTRAL	0- 2		0- 1		3- 0			
7- 6		0- 2	0- 0	NON-CONFERENCE	0- 2		0- 2		7- 0			
3- 0		0- 0	0- 0	HOME	0- 0		0- 0		3- 0			
1- 3		0- 2	0- 0	AWAY	0- 0		0- 1		1- 0			
3- 3		0- 0	0- 0	NEUTRAL	0- 2		0- 1		3- 0			
14- 2		0- 0	0- 0	CONFERENCE	1- 2		0- 0		13- 0			
7- 1		0- 0	0- 0	HOME	1- 1		0- 0		6- 0			
7- 1		0- 0	0- 0	AWAY	0- 1		0- 0		7- 0			
0- 0		0- 0	0- 0	NEUTRAL	0- 0		0- 0		0- 0			
RPI S	Opponent	Score	RPI S	Opponent	Score	RPI S	Opponent	Score	RPI S	Opponent	Score	
5 A	Louisville	1 3				66 N	Duke	1 3	102 A	Alabama	1 3	
21 A	Miami (FL)	1 3				70 A	Col. of Charleston	0 3	127 N	Rutgers	2 3	
						76 H	Ga. Southern	2 3	181 N	Marshall	3 0	
						97 H	Furman	3 2	200 A	Wofford	3 2	
						100 N	Ole Miss	1 3	207 N	South Ala.	3 1	
									209 H	Davidson	3 1	
									210 A	UNC Greensboro	3 0	
									210 H	UNC Greensboro	3 1	
									215 A	Elon	3 1	
									215 H	Elon	3 1	
									229 N	Mercer	3 0	
									243 A	Chattanooga	3 0	
									243 H	Chattanooga	3 1	
									245 A	Georgia St.	3 0	
									274 A	Western Caro.	3 0	
									274 H	Western Caro.	3 0	
									282 A	Appalachian St.	3 0	
									282 H	Appalachian St.	3 0	
									293 H	Gardner-Webb	3 0	
									302 H	Tennessee Tech	3 0	
									306 A	Citadel	3 0	
									330 H	Alcorn	3 0	
			LAST 10 GAMES									
			282 A	Appalachian St.	3 0	200 A	Wofford	3 2				
			274 A	Western Caro.	3 0	209 H	Davidson	3 1				
			210 H	UNC Greensboro	3 1	76 H	Ga. Southern	2 3				
			215 H	Elon	3 1	306 A	Citadel	3 0				
			243 H	Chattanooga	3 1	70 A	Col. of Charleston	0 3				

Non-Div. I Games: North Ala. 3 0

Samford

Average RPI Win:	195	WON-LOST	WINNING	LAST 10	STRENGTH OF	OPP. STRENGTH	TEAM	ADJ	CONF.	ADJ CONF.
Average RPI Loss:	85	RECORD	PCT. RANK	GAMES	SCHEDULE	OF SCHEDULE	RPI	RPI	RPI	RPI

DIV. I ONLY	19- 11	.63333	100	7- 3	150	116	110	.53075	112	22	22
DIV. I NON-CONF.	7- 7	.5	158	0- 0	58	43	95	.55251	92	18	18
TOTALS	RPI 1-25	RPI 26-50		W-L RECORDS		RPI 51-100		RPI 101-150		RPI 150+	
19- 11	0- 3	0- 0		OVERALL		2- 5		5- 1		12- 2	
11- 7	0- 3	0- 0		HOME		1- 3		3- 1		7- 0	
6- 4	0- 0	0- 0		AWAY		1- 2		1- 0		4- 2	
2- 0	0- 0	0- 0		NEUTRAL		0- 0		1- 0		1- 0	
7- 7	0- 3	0- 0		NON-CONFERENCE		2- 3		3- 1		2- 0	
4- 6	0- 3	0- 0		HOME		1- 2		2- 1		1- 0	
1- 1	0- 0	0- 0		AWAY		1- 1		0- 0		0- 0	
2- 0	0- 0	0- 0		NEUTRAL		0- 0		1- 0		1- 0	
12- 4	0- 0	0- 0		CONFERENCE		0- 2		2- 0		10- 2	
7- 1	0- 0	0- 0		HOME		0- 1		1- 0		6- 0	
5- 3	0- 0	0- 0		AWAY		0- 1		1- 0		4- 2	
0- 0	0- 0	0- 0		NEUTRAL		0- 0		0- 0		0- 0	
RPI S Opponent Score	RPI S Opponent Score	RPI S Opponent Score	RPI S Opponent Score	RPI S Opponent Score	RPI S Opponent Score	RPI S Opponent Score	RPI S Opponent Score	RPI S Opponent Score	RPI S Opponent Score	RPI S Opponent Score	RPI S Opponent Score
12 H BYU 0 3				57 A Tulsa 1 3				105 H Texas Tech 3 0			
14 H Washington 0 3				57 H Tulsa 2 3				122 H Arkansas St. 1 3			
20 H Purdue 2 3				75 H LSU 0 3				134 H Houston Baptist 3 1			
				87 H Cal St. Northridge 0 3				142 N North Dakota 3 1			
				91 A UTSA 3 1				147 A UTEP 3 2			
				93 H Sam Houston St. 3 0				147 H UTEP 3 0			
				100 A Ole Miss 0 3				168 A UAB 3 2			
								178 H Air Force 3 0			
								181 A Marshall 0 3			
								185 H UCF 3 0			
								204 A SMU 3 1			
								204 H SMU 3 2			
								211 A Houston 1 3			
								211 H Houston 3 0			
								241 A Memphis 3 0			
								279 H Southern Miss. 3 0			
								285 A Tulane 3 1			
								285 H Tulane 3 0			
								286 N Alabama A&M 3 0			
								316 H East Carolina 3 1			
				LAST 10 GAMES							
				204 A SMU 3 1				147 A UTEP 3 2			
				57 A Tulsa 1 3				285 A Tulane 3 1			
				185 H UCF 3 0				316 H East Carolina 3 1			
				279 H Southern Miss. 3 0				181 A Marshall 0 3			
				211 A Houston 1 3				285 H Tulane 3 0			

Non-Div. I Games:

Rice

Average RPI Win:	196	WON-LOST	WINNING	LAST 10	STRENGTH OF	OPP. STRENGTH	TEAM	ADJ	CONF.	ADJ CONF.	
Average RPI Loss:	84	RECORD	PCT. RANK	GAMES	SCHEDULE	OF SCHEDULE	RPI	RPI	RPI	RPI	
DIV. I ONLY	19- 11	.63333	100	7- 3	156	107	111	.53057	113	8	8
DIV. I NON-CONF.	9- 6	.6	122	0- 0	231	176	160	.49362	157	9	9
<hr/>											
TOTALS	RPI 1-25	RPI 26-50		W-L RECORDS		RPI 51-100		RPI 101-150		RPI 150+	
19- 11	0- 1	0- 4		OVERALL		0- 2		7- 3		12- 1	
8- 3	0- 1	0- 1		HOME		0- 1		3- 0		5- 0	
7- 6	0- 0	0- 3		AWAY		0- 1		2- 2		5- 0	
4- 2	0- 0	0- 0		NEUTRAL		0- 0		2- 1		2- 1	
<hr/>											
9- 6	0- 0	0- 2		NON-CONFERENCE		0- 1		2- 2		7- 1	
3- 1	0- 0	0- 1		HOME		0- 0		0- 0		3- 0	
2- 3	0- 0	0- 1		AWAY		0- 1		0- 1		2- 0	
4- 2	0- 0	0- 0		NEUTRAL		0- 0		2- 1		2- 1	
<hr/>											
10- 5	0- 1	0- 2		CONFERENCE		0- 1		5- 1		5- 0	
5- 2	0- 1	0- 0		HOME		0- 1		3- 0		2- 0	
5- 3	0- 0	0- 2		AWAY		0- 0		2- 1		3- 0	
0- 0	0- 0	0- 0		NEUTRAL		0- 0		0- 0		0- 0	
<hr/>											
RPI S	Opponent	Score	RPI S	Opponent	Score	RPI S	Opponent	Score	RPI S	Opponent	Score
5	H Louisville	1 3	33	A Marquette	1 3	85	H Cincinnati	2 3	101	N UC Santa Barbara	3 0
			34	A Notre Dame	0 3	89	A Missouri St.	0 3	106	A Northeastern	0 3
			38	H Michigan St.	0 3				115	A St. John's (NY)	0 3
			48	A Loyola Marymount	0 3				117	N Northern Ill.	1 3
									120	A Pittsburgh	3 1
									121	H Seton Hall	3 2
									126	A South Fla.	3 2
									126	H South Fla.	3 1
									127	H Rutgers	3 0
									146	N Boston College	3 0
									169	H Fairfield	3 0
									192	A Syracuse	3 0
									201	A DePaul	3 1
									203	H Villanova	3 1
									213	A Georgetown	3 1
									213	H Georgetown	3 1
									238	H Harvard	3 0
									246	N Neb. Omaha	3 2
									250	N Iona	1 3
									270	A Sacred Heart	3 0
									297	N New Orleans	3 0
									303	A Hartford	3 1
									305	H Dartmouth	3 0
<hr/>											
			LAST 10 GAMES								
			126	H South Fla.	3 1	127	H Rutgers	3 0			
			213	A Georgetown	3 1	120	A Pittsburgh	3 1			
			192	A Syracuse	3 0	126	A South Fla.	3 2			
			33	A Marquette	1 3	5	H Louisville	1 3			
			121	H Seton Hall	3 2	85	H Cincinnati	2 3			

Non-Div. I Games:

Connecticut

Average RPI Win:		204	WON-LOST RECORD		WINNING PCT. RANK		LAST 10 GAMES		STRENGTH OF SCHEDULE		OPP. STRENGTH OF SCHEDULE		TEAM RPI		ADJ RPI		CONF. RPI		ADJ CONF. RPI	
Average RPI Loss:		109																		
DIV. I ONLY			21- 9		.7 61		8- 2		210		144		109		.53041 114		12		12	
DIV. I NON-CONF.			8- 6		.57143 139		1- 1		285		148		201		.46725 200		14		13	
TOTALS		RPI 1-25		RPI 26-50		W-L RECORDS		RPI 51-100		RPI 101-150		RPI 150+								
21- 9		0- 1		0- 1		OVERALL		1- 1		5- 5		15- 1								
11- 2		0- 0		0- 0		HOME		1- 0		4- 2		6- 0								
7- 6		0- 0		0- 1		AWAY		0- 1		1- 3		6- 1								
3- 1		0- 1		0- 0		NEUTRAL		0- 0		0- 0		3- 0								
8- 6		0- 1		0- 1		NON-CONFERENCE		0- 0		1- 3		7- 1								
3- 2		0- 0		0- 0		HOME		0- 0		1- 2		2- 0								
2- 3		0- 0		0- 1		AWAY		0- 0		0- 1		2- 1								
3- 1		0- 1		0- 0		NEUTRAL		0- 0		0- 0		3- 0								
13- 3		0- 0		0- 0		CONFERENCE		1- 1		4- 2		8- 0								
8- 0		0- 0		0- 0		HOME		1- 0		3- 0		4- 0								
5- 3		0- 0		0- 0		AWAY		0- 1		1- 2		4- 0								
0- 0		0- 0		0- 0		NEUTRAL		0- 0		0- 0		0- 0								
RPI S	Opponent		Score		RPI S	Opponent		Score		RPI S	Opponent		Score		RPI S	Opponent		Score		
23 N	Ohio St.		1	3	30 A	Western Ky.		0	3	67 A	IPFW		1	3	118 H	North Texas		3	1	
										67 H	IPFW		3	2	129 H	Ball St.		0	3	
															131 A	Oakland		0	3	
															131 H	Oakland		3	1	
															138 A	UMKC		1	3	
															138 H	UMKC		3	1	
															139 A	Valparaiso		2	3	
															145 H	Butler		2	3	
															150 A	South Dakota St.		3	2	
															150 H	South Dakota St.		3	0	
															156 A	South Dakota		3	1	
															156 H	South Dakota		3	1	
															163 A	North Dakota St.		3	1	
															163 H	North Dakota St.		3	1	
															181 A	Marshall		2	3	
															226 A	Western Ill.		3	0	
															226 H	Western Ill.		3	1	
															235 N	Miami (OH)		3	1	
															245 H	Georgia St.		3	0	
															246 A	Neb. Omaha		3	0	
															246 H	Neb. Omaha		3	0	
															257 A	Eastern Ill.		3	1	
															288 H	Indiana St.		3	0	
															298 N	Wright St.		3	0	
															302 N	Tennessee Tech		3	0	
															319 A	Chicago St.		3	0	
				LAST 10 GAMES																
						67 H	IPFW		3	2			139 A	Valparaiso		2	3			
						131 H	Oakland		3	1			150 H	South Dakota St.		3	0			
						226 H	Western Ill.		3	1			163 H	North Dakota St.		3	1			
						257 A	Eastern Ill.		3	1			138 A	UMKC		1	3			
						246 A	Neb. Omaha		3	0			156 A	South Dakota		3	1			

Non-Div. I Games:

IUPUI

Average RPI Win:	230	WON-LOST RECORD	WINNING PCT. RANK	LAST 10 GAMES	STRENGTH OF SCHEDULE	OPP. STRENGTH OF SCHEDULE	TEAM RPI	ADJ RPI	CONF. RPI	ADJ CONF. RPI	
DIV. I ONLY	20- 11	.64516	87	3- 7	141	203	115	.52882	115	8	8
DIV. I NON-CONF.	13- 3	.8125	45	0- 0	196	311	99	.5455	100	9	9
<hr/>											
TOTALS	RPI 1-25	RPI 26-50		W-L RECORDS		RPI 51-100		RPI 101-150		RPI 150+	
20- 11	0- 1	0- 2		OVERALL		0- 4		4- 3		16- 1	
9- 5	0- 1	0- 0		HOME		0- 2		2- 1		7- 1	
6- 4	0- 0	0- 2		AWAY		0- 0		2- 2		4- 0	
5- 2	0- 0	0- 0		NEUTRAL		0- 2		0- 0		5- 0	
<hr/>											
13- 3	0- 0	0- 0		NON-CONFERENCE		0- 3		1- 0		12- 0	
5- 1	0- 0	0- 0		HOME		0- 1		0- 0		5- 0	
3- 0	0- 0	0- 0		AWAY		0- 0		1- 0		2- 0	
5- 2	0- 0	0- 0		NEUTRAL		0- 2		0- 0		5- 0	
<hr/>											
7- 8	0- 1	0- 2		CONFERENCE		0- 1		3- 3		4- 1	
4- 4	0- 1	0- 0		HOME		0- 1		2- 1		2- 1	
3- 4	0- 0	0- 2		AWAY		0- 0		1- 2		2- 0	
0- 0	0- 0	0- 0		NEUTRAL		0- 0		0- 0		0- 0	
<hr/>											
RPI S	Opponent	Score	RPI S	Opponent	Score	RPI S	Opponent	Score	RPI S	Opponent	Score
5	H Louisville	2 3	33	A Marquette	1 3	68	H Idaho St.	1 3	113	H Connecticut	3 0
			34	A Notre Dame	1 3	77	N Towson	0 3	120	A Pittsburgh	0 3
						81	N Maryland	0 3	121	H Seton Hall	3 1
						85	H Cincinnati	1 3	126	A South Fla.	1 3
									127	A Rutgers	3 1
									127	H Rutgers	2 3
									132	A LIU Brooklyn	3 2
									176	H Siena	3 0
									192	A Syracuse	3 1
									201	A DePaul	3 1
									201	H DePaul	1 3
									203	H Villanova	3 2
									213	H Georgetown	3 0
									233	N UMBC	3 1
									250	H Iona	3 0
									251	A Central Conn. St.	3 1
									268	N NJIT	3 0
									272	N Brown	3 0
									283	N Coppin St.	3 0
									304	A Morgan St.	3 0
									307	H Bryant	3 0
									313	H Fairleigh Dickinson	3 0
									314	N Holy Cross	3 0
									323	H St. Francis (NY)	3 0
<hr/>											
			LAST 10 GAMES								
			201	H DePaul	1 3	121	H Seton Hall	3 1			
			127	A Rutgers	3 1	126	A South Fla.	1 3			
			33	A Marquette	1 3	120	A Pittsburgh	0 3			
			192	A Syracuse	3 1	85	H Cincinnati	1 3			
			127	H Rutgers	2 3	5	H Louisville	2 3			

Non-Div. I Games:

St. John's (NY)

Average RPI Win: 214		WON-LOST	WINNING	LAST 10	STRENGTH OF		OPP. STRENGTH	TEAM	ADJ	CONF.	ADJ CONF.
Average RPI Loss: 136		RECORD	PCT. RANK	GAMES	SCHEDULE		OF SCHEDULE	RPI	RPI	RPI	RPI
DIV. I ONLY		22- 9	.70968	54	8- 2		193	212	107	.52855	116
DIV. I NON-CONF.		6- 7	.46154	183	1- 0		250	161	230	.45083	229
TOTALS		RPI 1-25	RPI 26-50		W-L RECORDS		RPI 51-100		RPI 101-150		RPI 150+
22- 9	0- 1	0- 0		OVERALL		2- 2		1- 3		19- 3	
10- 1	0- 0	0- 0		HOME		1- 0		0- 1		9- 0	
8- 5	0- 1	0- 0		AWAY		1- 1		1- 1		6- 2	
4- 3	0- 0	0- 0		NEUTRAL		0- 1		0- 1		4- 1	
6- 7	0- 1	0- 0		NON-CONFERENCE		0- 2		0- 2		6- 2	
2- 0	0- 0	0- 0		HOME		0- 0		0- 0		2- 0	
0- 4	0- 1	0- 0		AWAY		0- 1		0- 1		0- 1	
4- 3	0- 0	0- 0		NEUTRAL		0- 1		0- 1		4- 1	
16- 2	0- 0	0- 0		CONFERENCE		2- 0		1- 1		13- 1	
8- 1	0- 0	0- 0		HOME		1- 0		0- 1		7- 0	
8- 1	0- 0	0- 0		AWAY		1- 0		1- 0		6- 1	
0- 0	0- 0	0- 0		NEUTRAL		0- 0		0- 0		0- 0	
RPI S	Opponent	Score		RPI S	Opponent	Score		RPI S	Opponent	Score	
11 A	Florida	0 3				90 A	Wyoming 0 3	126 A	South Fla.	1 3	
						96 A	Lipscomb 3 0	138 N	UMKC	0 3	
						96 H	Lipscomb 3 0	141 A	Northern Ky.	3 1	
						98 N	Illinois St. 0 3	141 H	Northern Ky.	2 3	
								159 A	North Florida	3 1	
								159 H	North Florida	3 0	
								161 A	East Tenn. St.	2 3	
								161 H	East Tenn. St.	3 0	
								165 N	George Washington	3 0	
								182 H	FIU	3 0	
								182 N	FIU	3 2	
								214 A	Kennesaw St.	3 0	
								214 H	Kennesaw St.	3 1	
								218 A	Toledo	1 3	
								221 N	Florida A&M	3 1	
								222 A	Jacksonville	3 0	
								222 H	Jacksonville	3 0	
								229 A	Mercer	3 2	
								229 H	Mercer	3 2	
								241 N	Memphis	0 3	
								277 A	USC Upstate	3 0	
								277 H	USC Upstate	3 0	
								312 A	Stetson	3 0	
								312 H	Stetson	3 1	
								322 H	Bethune-Cookman	3 1	
								322 N	Bethune-Cookman	3 0	
LAST 10 GAMES				222 H Jacksonville 3 0				312 A Stetson 3 0			
141 H Northern Ky. 2 3				312 H Stetson 3 1				312 H Stetson 3 1			
96 H Lipscomb 3 0				159 A North Florida 3 1				322 H Bethune-Cookman 3 1			
182 H FIU 3 0				214 H Kennesaw St. 3 1				322 N Bethune-Cookman 3 0			
277 A USC Upstate 3 0				229 H Mercer 3 2							
161 A East Tenn. St. 2 3											

Non-Div. I Games:

FGCU

Average RPI Win:	184	WON-LOST	WINNING	LAST 10	STRENGTH OF	OPP. STRENGTH	TEAM	ADJ	CONF.	ADJ CONF.	
Average RPI Loss:	92	RECORD	PCT. RANK	GAMES	SCHEDULE	OF SCHEDULE	RPI	RPI	RPI	RPI	
DIV. I ONLY	19- 13	.59375	115	6- 4	136	118	124	.52635	117	11	11
DIV. I NON-CONF.	9- 7	.5625	144	0- 0	134	137	125	.5236	121	11	11
<hr/>											
TOTALS	RPI 1-25	RPI 26-50		W-L RECORDS	RPI 51-100		RPI 101-150		RPI 150+		
19- 13	0- 0	0- 2		OVERALL	2- 9		5- 0		12- 2		
8- 4	0- 0	0- 1		HOME	1- 3		2- 0		5- 0		
7- 7	0- 0	0- 1		AWAY	1- 4		2- 0		4- 2		
4- 2	0- 0	0- 0		NEUTRAL	0- 2		1- 0		3- 0		
<hr/>											
9- 7	0- 0	0- 2		NON-CONFERENCE	1- 4		1- 0		7- 1		
2- 2	0- 0	0- 1		HOME	0- 1		0- 0		2- 0		
3- 3	0- 0	0- 1		AWAY	1- 1		0- 0		2- 1		
4- 2	0- 0	0- 0		NEUTRAL	0- 2		1- 0		3- 0		
<hr/>											
10- 6	0- 0	0- 0		CONFERENCE	1- 5		4- 0		5- 1		
6- 2	0- 0	0- 0		HOME	1- 2		2- 0		3- 0		
4- 4	0- 0	0- 0		AWAY	0- 3		2- 0		2- 1		
0- 0	0- 0	0- 0		NEUTRAL	0- 0		0- 0		0- 0		
<hr/>											
RPI S	Opponent	Score	RPI S	Opponent	Score	RPI S	Opponent	Score	RPI S	Opponent	Score
			42 H	Wichita St.	2 3	60 A	Ohio	1 3	113 N	Connecticut	3 1
			44 A	UNI	1 3	63 N	Long Beach St.	0 3	123 A	Central Mich.	3 1
						69 A	Western Mich.	1 3	123 H	Central Mich.	3 0
						69 H	Western Mich.	0 3	129 A	Ball St.	3 0
						71 H	Bowling Green	3 1	129 H	Ball St.	3 1
						79 A	Pacific	0 3	158 A	Ill.-Chicago	1 3
						86 N	Portland St.	0 3	163 H	North Dakota St.	3 2
						89 A	Missouri St.	3 2	167 H	Akron	3 2
						94 H	New Mexico St.	1 3	177 H	Green Bay	3 1
						95 A	Eastern Mich.	0 3	218 A	Toledo	3 1
						95 H	Eastern Mich.	1 3	218 H	Toledo	3 0
									231 H	Buffalo	3 0
									234 A	Bradley	3 2
									235 A	Miami (OH)	3 0
									237 A	Kent St.	1 3
									246 N	Neb. Omaha	3 0
									247 N	Nevada	3 0
									284 A	SIU Edwardsville	3 0
									297 N	New Orleans	3 0
<hr/>											
			LAST 10 GAMES								
			71 H	Bowling Green	3 1	95 H	Eastern Mich.	1 3			
			69 A	Western Mich.	1 3	237 A	Kent St.	1 3			
			129 A	Ball St.	3 0	60 A	Ohio	1 3			
			218 A	Toledo	3 1	167 H	Akron	3 2			
			123 H	Central Mich.	3 0	231 H	Buffalo	3 0			

Non-Div. I Games:

Northern Ill.

Average RPI Win:	202	WON-LOST	WINNING	LAST 10	STRENGTH OF	OPP. STRENGTH	TEAM	ADJ	CONF.	ADJ CONF.	
Average RPI Loss:	133	RECORD	PCT. RANK	GAMES	SCHEDULE	OF SCHEDULE	RPI	RPI	RPI	RPI	
DIV. I ONLY	23- 11	.67647	75	6- 4	164	189	106	.52453	118	15	15
DIV. I NON-CONF.	14- 6	.7	75	0- 1	143	215	98	.54383	104	12	12
<hr/>											
TOTALS	RPI 1-25	RPI 26-50		W-L RECORDS		RPI 51-100		RPI 101-150		RPI 150+	
23- 11	0- 0	0- 1		OVERALL		1- 1		6- 4		16- 5	
14- 4	0- 0	0- 1		HOME		1- 1		4- 1		9- 1	
5- 6	0- 0	0- 0		AWAY		0- 0		1- 3		4- 3	
4- 1	0- 0	0- 0		NEUTRAL		0- 0		1- 0		3- 1	
<hr/>											
14- 6	0- 0	0- 0		NON-CONFERENCE		1- 1		4- 4		9- 1	
8- 2	0- 0	0- 0		HOME		1- 1		3- 1		4- 0	
2- 3	0- 0	0- 0		AWAY		0- 0		0- 3		2- 0	
4- 1	0- 0	0- 0		NEUTRAL		0- 0		1- 0		3- 1	
<hr/>											
9- 5	0- 0	0- 1		CONFERENCE		0- 0		2- 0		7- 4	
6- 2	0- 0	0- 1		HOME		0- 0		1- 0		5- 1	
3- 3	0- 0	0- 0		AWAY		0- 0		1- 0		2- 3	
0- 0	0- 0	0- 0		NEUTRAL		0- 0		0- 0		0- 0	
<hr/>											
RPI S	Opponent	Score	RPI S	Opponent	Score	RPI S	Opponent	Score	RPI S	Opponent	Score
			30 H	Western Ky.	0 3	51 H	Baylor	3 0	103 H	A&M-Corpus Christi	0 3
						95 H	Eastern Mich.	2 3	105 A	Texas Tech	1 3
									114 A	IUPUI	1 3
									119 H	Oral Roberts	3 0
									122 A	Arkansas St.	3 0
									122 H	Arkansas St.	3 1
									129 N	Ball St.	3 0
									134 H	Houston Baptist	3 0
									137 A	Stephen F. Austin	0 3
									138 H	UMKC	3 0
									151 A	Troy	0 3
									162 A	UALR	2 3
									162 H	UALR	3 0
									172 N	UMES	2 3
									173 H	Middle Tenn.	3 0
									175 H	Hofstra	3 0
									182 H	FIU	0 3
									197 A	La.-Lafayette	3 2
									197 H	La.-Lafayette	3 2
									207 A	South Ala.	1 3
									228 A	Texas-Arlington	3 2
									239 H	Lamar	3 0
									245 N	Georgia St.	3 0
									259 A	La.-Monroe	3 2
									259 H	La.-Monroe	3 0
									260 N	Jackson St.	3 0
									275 N	UT Martin	3 1
<hr/>											
LAST 10 GAMES											
			162 H	UALR	3 0	281 H	Fla. Atlantic	3 1			
			122 H	Arkansas St.	3 1	182 H	FIU	0 3	259 A	La.-Monroe	3 2
			259 A	La.-Monroe	3 2	207 A	South Ala.	1 3	259 H	La.-Monroe	3 0
			137 A	Stephen F. Austin	0 3	151 A	Troy	0 3	260 N	Jackson St.	3 0
			197 A	La.-Lafayette	3 2	173 H	Middle Tenn.	3 0	275 N	UT Martin	3 1

Non-Div. I Games:

North Texas

RPI	S	Opponent	Score	
281	H	Fla. Atlantic	3	1
287	H	Prairie View	3	0
287	H	Prairie View	3	0
317	A	Alabama St.	3	0

North Texas

N
o
r
t
h
T
e
x
a
s

N
o
r
t
h
T
e
x
a
s

Average RPI Win: 192		WON-LOST	WINNING	LAST 10	STRENGTH OF		OPP. STRENGTH	TEAM	ADJ	CONF.	ADJ CONF.
Average RPI Loss: 109		RECORD	PCT. RANK	GAMES	SCHEDULE		OF SCHEDULE	RPI	RPI	RPI	RPI
DIV. I ONLY		15- 14	.51724	163	76		158	119	.52354	119	13
DIV. I NON-CONF.		4- 7	.36364	234	64		130	149	.49588	153	17
TOTALS		RPI 1-25	RPI 26-50		W-L RECORDS		RPI 51-100		RPI 101-150		RPI 150+
15- 14	0- 0	0- 1		OVERALL		1- 6		2- 5		12- 2	
7- 3	0- 0	0- 0		HOME		1- 2		2- 1		4- 0	
4- 8	0- 0	0- 0		AWAY		0- 3		0- 4		4- 1	
4- 3	0- 0	0- 1		NEUTRAL		0- 1		0- 0		4- 1	
4- 7	0- 0	0- 1		NON-CONFERENCE		0- 3		0- 1		4- 2	
0- 1	0- 0	0- 0		HOME		0- 1		0- 0		0- 0	
0- 3	0- 0	0- 0		AWAY		0- 1		0- 1		0- 1	
4- 3	0- 0	0- 1		NEUTRAL		0- 1		0- 0		4- 1	
11- 7	0- 0	0- 0		CONFERENCE		1- 3		2- 4		8- 0	
7- 2	0- 0	0- 0		HOME		1- 1		2- 1		4- 0	
4- 5	0- 0	0- 0		AWAY		0- 2		0- 3		4- 0	
0- 0	0- 0	0- 0		NEUTRAL		0- 0		0- 0		0- 0	
RPI S	Opponent	Score	RPI S	Opponent	Score	RPI S	Opponent	Score	RPI S	Opponent	Score
			29 N	Dayton	0 3	56 A	Central Ark.	2 3	103 A	A&M-Corpus Christi	0 3
						56 H	Central Ark.	3 2	103 H	A&M-Corpus Christi	3 0
						57 H	Tulsa	2 3	109 A	Northwestern St.	1 3
						89 A	Missouri St.	2 3	109 H	Northwestern St.	3 0
						93 A	Sam Houston St.	0 3	118 A	North Texas	0 3
						93 H	Sam Houston St.	2 3	137 A	Stephen F. Austin	0 3
						95 N	Eastern Mich.	2 3	137 H	Stephen F. Austin	1 3
									162 N	UALR	3 2
									175 N	Hofstra	1 3
									184 N	Austin Peay	3 0
									186 A	Nicholls St.	3 1
									186 H	Nicholls St.	3 0
									187 N	San Jose St.	3 1
									208 N	Canisius	3 0
									231 A	Buffalo	2 3
									239 A	Lamar	3 0
									239 H	Lamar	3 0
									242 A	Southeastern La.	3 1
									242 H	Southeastern La.	3 1
									265 A	McNeese St.	3 0
									265 H	McNeese St.	3 0
			LAST 10 GAMES								
			109 H	Northwestern St.	3 0	93 H	Sam Houston St.	2 3			
			137 H	Stephen F. Austin	1 3	56 H	Central Ark.	3 2			
			239 A	Lamar	3 0	186 A	Nicholls St.	3 1			
			265 A	McNeese St.	3 0	242 A	Southeastern La.	3 1			
			103 H	A&M-Corpus Christi	3 0	56 A	Central Ark.	2 3			

Non-Div. I Games:

Oral Roberts

Average RPI Win: 190		WON-LOST RECORD		WINNING PCT. RANK		LAST 10 GAMES		STRENGTH OF SCHEDULE		OPP. STRENGTH OF SCHEDULE		TEAM RPI		ADJ RPI		CONF. RPI		ADJ CONF. RPI					
Average RPI Loss: 85																							
DIV. I ONLY		17- 13		.56667 133		6- 4		121		98		125		.52337 120		8		8					
DIV. I NON-CONF.		10- 5		.66667 91		1- 0		181		134		116		.53119 117		9		9					
TOTALS		RPI 1-25		RPI 26-50		W-L RECORDS		RPI 51-100		RPI 101-150		RPI 150+											
17- 13		0- 2		0- 3		OVERALL		2- 2		4- 5		11- 1											
7- 5		0- 1		0- 0		HOME		0- 1		3- 2		4- 1											
6- 6		0- 1		0- 2		AWAY		1- 0		1- 3		4- 0											
4- 2		0- 0		0- 1		NEUTRAL		1- 1		0- 0		3- 0											
10- 5		0- 1		0- 1		NON-CONFERENCE		2- 1		1- 2		7- 0											
4- 0		0- 0		0- 0		HOME		0- 0		1- 0		3- 0											
2- 3		0- 1		0- 0		AWAY		1- 0		0- 2		1- 0											
4- 2		0- 0		0- 1		NEUTRAL		1- 1		0- 0		3- 0											
7- 8		0- 1		0- 2		CONFERENCE		0- 1		3- 3		4- 1											
3- 5		0- 1		0- 0		HOME		0- 1		2- 2		1- 1											
4- 3		0- 0		0- 2		AWAY		0- 0		1- 1		3- 0											
0- 0		0- 0		0- 0		NEUTRAL		0- 0		0- 0		0- 0											
RPI	S	Opponent		Score		RPI	S	Opponent		Score		RPI	S	Opponent		Score		RPI	S	Opponent		Score	
5	H	Louisville		0 3		33	A	Marquette		1 3		83	A	Cleveland St.		3 0		108	A	Duquesne		0 3	
20	A	Purdue		0 3		34	A	Notre Dame		1 3		85	H	Cincinnati		0 3		113	H	Connecticut		1 3	
						44	N	UNI		0 3		90	N	Wyoming		0 3		115	H	St. John's (NY)		3 0	
												93	N	Sam Houston St.		3 1		121	A	Seton Hall		1 3	
																		121	H	Seton Hall		3 1	
																		126	H	South Fla.		2 3	
																		127	A	Rutgers		3 2	
																		129	A	Ball St.		0 3	
																		145	H	Butler		3 0	
																		165	N	George Washington		3 1	
																		192	A	Syracuse		3 0	
																		196	N	Mississippi St.		3 1	
																		201	A	DePaul		3 2	
																		203	A	Villanova		3 1	
																		203	H	Villanova		1 3	
																		213	H	Georgetown		3 1	
																		225	H	Coastal Caro.		3 0	
																		252	H	Robert Morris		3 0	
																		285	A	Tulane		3 1	
																		298	N	Wright St.		3 0	
																		320	H	Howard		3 0	
LAST 10 GAMES						LAST 10 GAMES						LAST 10 GAMES						LAST 10 GAMES					
203	A	Villanova		3 1		34	A	Notre Dame		1 3		113	H	Connecticut		1 3		115	H	St. John's (NY)		3 0	
121	H	Seton Hall		3 1		113	H	Connecticut		1 3		203	H	Villanova		1 3		213	H	Georgetown		3 1	
252	H	Robert Morris		3 0		115	H	St. John's (NY)		3 0													
126	H	South Fla.		2 3		203	H	Villanova		1 3													
201	A	DePaul		3 2		213	H	Georgetown		3 1													

Non-Div. I Games:

Pittsburgh

Average RPI Win:	210	WON-LOST RECORD	WINNING PCT. RANK	LAST 10 GAMES	STRENGTH OF SCHEDULE	OPP. STRENGTH OF SCHEDULE	TEAM RPI	ADJ RPI	CONF. RPI	ADJ CONF. RPI										
DIV. I ONLY	18- 10	.64286	92	3- 7	174	135	120	.52217	121	8	8									
DIV. I NON-CONF.	12- 1	.92308	12	0- 0	268	241	87	.55949	87	9	9									
<hr/>																				
TOTALS	RPI 1-25	RPI 26-50		W-L RECORDS	RPI 51-100		RPI 101-150		RPI 150+											
18- 10	0- 2	0- 2		OVERALL	1- 1		3- 3		14- 2											
9- 2	0- 0	0- 2		HOME	0- 0		3- 0		6- 0											
5- 7	0- 1	0- 0		AWAY	1- 1		0- 3		4- 2											
4- 1	0- 1	0- 0		NEUTRAL	0- 0		0- 0		4- 0											
<hr/>																				
12- 1	0- 1	0- 0		NON-CONFERENCE	1- 0		0- 0		11- 0											
4- 0	0- 0	0- 0		HOME	0- 0		0- 0		4- 0											
4- 0	0- 0	0- 0		AWAY	1- 0		0- 0		3- 0											
4- 1	0- 1	0- 0		NEUTRAL	0- 0		0- 0		4- 0											
<hr/>																				
6- 9	0- 1	0- 2		CONFERENCE	0- 1		3- 3		3- 2											
5- 2	0- 0	0- 2		HOME	0- 0		3- 0		2- 0											
1- 7	0- 1	0- 0		AWAY	0- 1		0- 3		1- 2											
0- 0	0- 0	0- 0		NEUTRAL	0- 0		0- 0		0- 0											
<hr/>																				
RPI S	Opponent	Score	RPI S	Opponent	Score	RPI S	Opponent	Score	RPI S	Opponent	Score									
5 A	Louisville	0 3	33 H	Marquette	2 3	81 A	Maryland	3 1	113 A	Connecticut	2 3									
23 N	Ohio St.	0 3	34 H	Notre Dame	1 3	85 A	Cincinnati	2 3	115 A	St. John's (NY)	1 3									
									120 A	Pittsburgh	1 3									
									120 H	Pittsburgh	3 1									
									126 H	South Fla.	3 1									
									127 H	Rutgers	3 2									
									175 A	Hofstra	3 0									
									192 A	Syracuse	2 3									
									192 H	Syracuse	3 1									
									194 H	Princeton	3 0									
									199 A	James Madison	3 1									
									201 H	DePaul	3 0									
									203 A	Villanova	2 3									
									208 N	Canisius	3 0									
									213 A	Georgetown	3 1									
									223 A	Rhode Island	3 2									
									248 H	Stony Brook	3 2									
									255 N	Binghamton	3 2									
									282 N	Appalachian St.	3 1									
									303 N	Hartford	3 0									
									304 H	Morgan St.	3 0									
									325 H	Saint Peter's	3 0									
												LAST 10 GAMES								
												192 A	Syracuse	2 3	115 A			St. John's (NY)	1 3	
												120 A	Pittsburgh	1 3	127 H			Rutgers	3 2	
			201 H	DePaul	3 0	192 H			Syracuse	3 1										
			34 H	Notre Dame	1 3	33 H			Marquette	2 3										
			113 A	Connecticut	2 3	85 A			Cincinnati	2 3										

Non-Div. I Games:

Seton Hall

Average RPI Win:		205	WON-LOST RECORD		WINNING PCT. RANK		LAST 10 GAMES		STRENGTH OF SCHEDULE		OPP. STRENGTH OF SCHEDULE		TEAM RPI		ADJ RPI		CONF. RPI		ADJ CONF. RPI	
Average RPI Loss:		94																		
DIV. I ONLY			18- 13		.58065 122		5- 5		124		130		122		.52104 122		15		15	
DIV. I NON-CONF.			10- 7		.58824 129		0- 1		93		110		101		.5464 99		12		12	
TOTALS		RPI 1-25		RPI 26-50		W-L RECORDS		RPI 51-100		RPI 101-150		RPI 150+								
18- 13		0- 2		1- 2		OVERALL		1- 3		1- 2		15- 4								
5- 2		0- 0		0- 0		HOME		0- 0		0- 1		5- 1								
8- 6		0- 1		0- 2		AWAY		0- 0		1- 1		7- 2								
5- 5		0- 1		1- 0		NEUTRAL		1- 3		0- 0		3- 1								
10- 7		0- 2		1- 1		NON-CONFERENCE		1- 3		1- 0		7- 1								
1- 0		0- 0		0- 0		HOME		0- 0		0- 0		1- 0								
4- 2		0- 1		0- 1		AWAY		0- 0		1- 0		3- 0								
5- 5		0- 1		1- 0		NEUTRAL		1- 3		0- 0		3- 1								
8- 6		0- 0		0- 1		CONFERENCE		0- 0		0- 2		8- 3								
4- 2		0- 0		0- 0		HOME		0- 0		0- 1		4- 1								
4- 4		0- 0		0- 1		AWAY		0- 0		0- 1		4- 2								
0- 0		0- 0		0- 0		NEUTRAL		0- 0		0- 0		0- 0								
RPI	S	Opponent		Score		RPI	S	Opponent		Score		RPI	S	Opponent		Score				
7	A	Kansas		1	3	30	A	Western Ky.		0	3	112	A	Rice		3	1			
12	N	BYU		0	3	44	N	UNI		3	1	118	A	North Texas		1	3			
						47	A	Missouri		0	3	118	H	North Texas		0	3			
												51	N	Baylor		1	3			
												57	N	Tulsa		0	3			
												63	N	Long Beach St.		1	3			
												93	N	Sam Houston St.		3	1			
												151	H	Troy		3	1			
												162	A	UALR		3	0			
												162	H	UALR		2	3			
												173	A	Middle Tenn.		3	1			
												178	N	Air Force		1	3			
												182	A	FIU		0	3			
												190	A	Southeast Mo. St.		3	2			
												197	A	La.-Lafayette		1	3			
												197	H	La.-Lafayette		3	0			
												207	H	South Ala.		3	0			
												234	A	Bradley		3	1			
												241	H	Memphis		3	0			
												246	N	Neb. Omaha		3	1			
												249	N	Hampton		3	0			
												259	A	La.-Monroe		3	1			
												259	H	La.-Monroe		3	0			
												265	A	McNeese St.		3	0			
												281	A	Fla. Atlantic		3	1			
												322	N	Bethune-Cookman		3	0			
LAST 10 GAMES																				
259 A La.-Monroe						3	1	173 A Middle Tenn.						3	1					
118 A North Texas						1	3	30 A Western Ky.						0	3					
47 A Missouri						0	3	162 A UALR						3	0					
197 H La.-Lafayette						3	0	197 A La.-Lafayette						1	3					
162 H UALR						2	3	207 H South Ala.						3	0					

Non-Div. I Games:

Arkansas St.

Average RPI Win:		185	WON-LOST RECORD		WINNING PCT. RANK		LAST 10 GAMES		STRENGTH OF SCHEDULE		OPP. STRENGTH OF SCHEDULE		TEAM RPI		ADJ RPI		CONF. RPI		ADJ CONF. RPI				
DIV. I ONLY			15- 12		.55556 137		4- 6		123		104		126		.51969 123		11		11				
DIV. I NON-CONF.			6- 5		.54545 149		0- 0		111		113		117		.53242 116		11		11				
TOTALS		RPI 1-25		RPI 26-50				W-L RECORDS		RPI 51-100				RPI 101-150				RPI 150+					
15- 12		0- 1		0- 3				OVERALL		3- 4				3- 2				9- 2					
7- 3		0- 0		0- 0				HOME		3- 2				2- 1				2- 0					
4- 7		0- 0		0- 2				AWAY		0- 2				1- 1				3- 2					
4- 2		0- 1		0- 1				NEUTRAL		0- 0				0- 0				4- 0					
6- 5		0- 1		0- 3				NON-CONFERENCE		0- 1				1- 0				5- 0					
1- 1		0- 0		0- 0				HOME		0- 1				1- 0				0- 0					
1- 2		0- 0		0- 2				AWAY		0- 0				0- 0				1- 0					
4- 2		0- 1		0- 1				NEUTRAL		0- 0				0- 0				4- 0					
9- 7		0- 0		0- 0				CONFERENCE		3- 3				2- 2				4- 2					
6- 2		0- 0		0- 0				HOME		3- 1				1- 1				2- 0					
3- 5		0- 0		0- 0				AWAY		0- 2				1- 1				2- 2					
0- 0		0- 0		0- 0				NEUTRAL		0- 0				0- 0				0- 0					
RPI	S	Opponent		Score		RPI	S	Opponent		Score		RPI	S	Opponent		Score		RPI	S	Opponent		Score	
25	N	Arkansas		0	3	26	A	Michigan		0	3	60	H	Ohio		3	2	117	A	Northern Ill.		0	3
						43	A	North Carolina St.		1	3	67	H	IPFW		1	3	117	H	Northern Ill.		1	3
						49	N	Auburn		2	3	69	A	Western Mich.		0	3	129	A	Ball St.		3	2
												69	H	Western Mich.		3	1	129	H	Ball St.		3	2
												71	H	Bowling Green		2	3	131	H	Oakland		3	1
												95	A	Eastern Mich.		0	3	167	A	Akron		1	3
												95	H	Eastern Mich.		3	0	177	A	Green Bay		3	0
																		218	A	Toledo		3	1
																		218	H	Toledo		3	0
																		231	A	Buffalo		1	3
																		233	N	UMBC		3	0
																		235	H	Miami (OH)		3	1
																		237	A	Kent St.		3	0
																		253	N	Drake		3	1
																		274	N	Western Caro.		3	1
																		311	N	Campbell		3	0
						LAST 10 GAMES																	
						129	H	Ball St.		3	2	69	A	Western Mich.		0	3						
						218	H	Toledo		3	0	167	A	Akron		1	3						
						60	H	Ohio		3	2	231	A	Buffalo		1	3						
						95	A	Eastern Mich.		0	3	71	H	Bowling Green		2	3						
						117	A	Northern Ill.		0	3	235	H	Miami (OH)		3	1						

Non-Div. I Games:

Central Mich.

Average RPI Win:	209	WON-LOST	WINNING	LAST 10	STRENGTH OF	OPP. STRENGTH	TEAM	ADJ	CONF.	ADJ CONF.					
Average RPI Loss:	38	RECORD	PCT. RANK	GAMES	SCHEDULE	OF SCHEDULE	RPI	RPI	RPI	RPI					
DIV. I ONLY	12- 16	.42857	205	2- 8	89	45	130	.51961	124	2	2				
DIV. I NON-CONF.	10- 2	.83333	34	0- 0	295	227	120	.52618	120	2	2				
<hr/>															
TOTALS	RPI 1-25	RPI 26-50		W-L RECORDS	RPI 51-100		RPI 101-150		RPI 150+						
12- 16	0- 8	0- 3		OVERALL	2- 4		1- 1		9- 0						
5- 4	0- 3	0- 1		HOME	2- 0		0- 0		3- 0						
2- 11	0- 5	0- 2		AWAY	0- 3		0- 1		2- 0						
5- 1	0- 0	0- 0		NEUTRAL	0- 1		1- 0		4- 0						
10- 2	0- 0	0- 0		NON-CONFERENCE	0- 1		1- 1		9- 0						
3- 0	0- 0	0- 0		HOME	0- 0		0- 0		3- 0						
2- 1	0- 0	0- 0		AWAY	0- 0		0- 1		2- 0						
5- 1	0- 0	0- 0		NEUTRAL	0- 1		1- 0		4- 0						
2- 14	0- 8	0- 3		CONFERENCE	2- 3		0- 0		0- 0						
2- 4	0- 3	0- 1		HOME	2- 0		0- 0		0- 0						
0- 10	0- 5	0- 2		AWAY	0- 3		0- 0		0- 0						
0- 0	0- 0	0- 0		NEUTRAL	0- 0		0- 0		0- 0						
RPI	S	Opponent	Score	RPI	S	Opponent	Score	RPI	S	Opponent	Score				
1	A	Stanford	0 3	37	A	California	1 3	55	A	Oregon St.	1 3	133	A	Idaho	2 3
1	H	Stanford	2 3	37	H	California	0 3	79	N	Pacific	0 3	148	N	Cal St. Fullerton	3 1
6	A	UCLA	0 3	39	A	Arizona St.	1 3	80	A	Utah	1 3	178	A	Air Force	3 1
6	H	UCLA	0 3					80	H	Utah	3 2	211	N	CSU Bakersfield	3 1
9	A	Oregon	0 3					88	A	Colorado	0 3	211	N	CSU Bakersfield	3 0
13	A	Southern California	0 3					88	H	Colorado	3 0	236	H	Seattle	3 0
13	H	Southern California	0 3									240	N	Montana	3 0
14	A	Washington	1 3									247	A	Nevada	3 0
												262	H	Weber St.	3 0
												290	N	Norfolk St.	3 0
												317	H	Alabama St.	3 0
<hr/>															
LAST 10 GAMES															
37	A	California	1 3	6	A	UCLA	0 3								
1	A	Stanford	0 3	1	H	Stanford	2 3								
80	H	Utah	3 2	37	H	California	0 3								
88	H	Colorado	3 0	55	A	Oregon St.	1 3								
13	A	Southern California	0 3	9	A	Oregon	0 3								

Non-Div. I Games:

Washington St.

Iowa

Average RPI Win: 191		WON-LOST RECORD		WINNING PCT. RANK		LAST 10 GAMES		STRENGTH OF SCHEDULE		OPP. STRENGTH OF SCHEDULE		TEAM RPI		ADJ RPI		CONF. RPI		ADJ CONF. RPI	
DIV. I ONLY		10- 19		.34483 250		0- 10		41		44		131		.51922 125		1		1	
DIV. I NON-CONF.		8- 5		.61538 115		0- 0		186		166		132		.51185 132		1		1	
TOTALS		RPI 1-25		RPI 26-50		W-L RECORDS		RPI 51-100		RPI 101-150		RPI 150+							
10- 19		1- 7		0- 7		OVERALL		0- 2		3- 2		6- 1							
3- 10		0- 5		0- 2		HOME		0- 1		2- 1		1- 1							
2- 8		1- 2		0- 5		AWAY		0- 0		1- 1		0- 0							
5- 1		0- 0		0- 0		NEUTRAL		0- 1		0- 0		5- 0							
8- 5		0- 0		0- 2		NON-CONFERENCE		0- 1		2- 1		6- 1							
3- 1		0- 0		0- 0		HOME		0- 0		2- 0		1- 1							
0- 3		0- 0		0- 2		AWAY		0- 0		0- 1		0- 0							
5- 1		0- 0		0- 0		NEUTRAL		0- 1		0- 0		5- 0							
2- 14		1- 7		0- 5		CONFERENCE		0- 1		1- 1		0- 0							
0- 9		0- 5		0- 2		HOME		0- 1		0- 1		0- 0							
2- 5		1- 2		0- 3		AWAY		0- 0		1- 0		0- 0							
0- 0		0- 0		0- 0		NEUTRAL		0- 0		0- 0		0- 0							
RPI	S	Opponent		Score		RPI	S	Opponent		Score		RPI	S	Opponent		Score			
2	A	Penn St.		1 3		26	A	Michigan		0 3		65	H	Wisconsin		2 3			
2	H	Penn St.		0 3		26	H	Michigan		0 3		79	N	Pacific		1 3			
4	H	Nebraska		0 3		28	A	Iowa St.		2 3				131 A Oakland		2 3			
8	H	Minnesota		1 3		33	A	Marquette		0 3				139 H Valparaiso		3 1			
20	A	Purdue		3 0		38	A	Michigan St.		0 3				150 H South Dakota St.		3 1			
20	H	Purdue		0 3		38	H	Michigan St.		0 3				190 H Southeast Mo. St.		2 3			
23	A	Ohio St.		0 3		50	A	Northwestern		0 3				192 N Syracuse		3 2			
23	H	Ohio St.		0 3										218 N Toledo		3 1			
														220 N Milwaukee		3 2			
														257 N Eastern Ill.		3 1			
														291 N Eastern Wash.		3 0			
														319 H Chicago St.		3 0			
LAST 10 GAMES																			
104	H	Indiana		0 3		2	H	Penn St.		0 3									
20	H	Purdue		0 3		50	A	Northwestern		0 3									
26	A	Michigan		0 3		4	H	Nebraska		0 3									
38	A	Michigan St.		0 3		65	H	Wisconsin		2 3									
23	H	Ohio St.		0 3		8	H	Minnesota		1 3									

Non-Div. I Games:

Iowa

Average RPI Win:	172	WON-LOST	WINNING	LAST 10	STRENGTH OF	OPP. STRENGTH	TEAM	ADJ	CONF.	ADJ CONF.	
Average RPI Loss:	106	RECORD	PCT. RANK	GAMES	SCHEDULE	OF SCHEDULE	RPI	RPI	RPI	RPI	
DIV. I ONLY	16- 13	.55172	141	6- 4	103	108	118	.51675	126	8	8
DIV. I NON-CONF.	9- 5	.64286	99	1- 0	128	165	106	.53497	113	9	9
<hr/>											
TOTALS	RPI 1-25	RPI 26-50		W-L RECORDS		RPI 51-100		RPI 101-150		RPI 150+	
16- 13	0- 1	0- 4		OVERALL		2- 1		4- 3		10- 4	
11- 4	0- 1	0- 1		HOME		1- 1		2- 1		8- 0	
3- 7	0- 0	0- 3		AWAY		0- 0		2- 2		1- 2	
2- 2	0- 0	0- 0		NEUTRAL		1- 0		0- 0		1- 2	
<hr/>											
9- 5	0- 0	0- 2		NON-CONFERENCE		1- 1		1- 0		7- 2	
6- 2	0- 0	0- 1		HOME		0- 1		1- 0		5- 0	
1- 1	0- 0	0- 1		AWAY		0- 0		0- 0		1- 0	
2- 2	0- 0	0- 0		NEUTRAL		1- 0		0- 0		1- 2	
<hr/>											
7- 8	0- 1	0- 2		CONFERENCE		1- 0		3- 3		3- 2	
5- 2	0- 1	0- 0		HOME		1- 0		1- 1		3- 0	
2- 6	0- 0	0- 2		AWAY		0- 0		2- 2		0- 2	
0- 0	0- 0	0- 0		NEUTRAL		0- 0		0- 0		0- 0	
<hr/>											
RPI	S	Opponent	Score	RPI	S	Opponent	Score	RPI	S	Opponent	Score
5	H	Louisville	1 3	31	H	Creighton	0 3	62	N	VCU	3 0
				33	A	Marquette	2 3	65	H	Wisconsin	0 3
				34	A	Notre Dame	0 3	85	H	Cincinnati	3 2
				43	A	North Carolina St.	1 3				
				</							

Non-Div. I Games:

South Fla.

Average RPI Win: 227		WON-LOST	WINNING	LAST 10	STRENGTH OF		OPP. STRENGTH	TEAM	ADJ	CONF.	ADJ CONF.
Average RPI Loss: 98		RECORD	PCT. RANK	GAMES	SCHEDULE		OF SCHEDULE	RPI	RPI	RPI	RPI
DIV. I ONLY		18- 12	.6 111	3- 7	144		171	128	.51486	127	8 8
DIV. I NON-CONF.		14- 1	.93333 9	0- 0	205		276	67	.57704	72	9 9
TOTALS		RPI 1-25	RPI 26-50	W-L RECORDS	RPI 51-100		RPI 101-150		RPI 150+		
18- 12	0- 2	0- 2	OVERALL	0- 1		2- 5		16- 2			
6- 5	0- 0	0- 2	HOME	0- 0		0- 3		6- 0			
6- 7	0- 2	0- 0	AWAY	0- 1		1- 2		5- 2			
6- 0	0- 0	0- 0	NEUTRAL	0- 0		1- 0		5- 0			
14- 1	0- 1	0- 0	NON-CONFERENCE	0- 0		1- 0		13- 0			
4- 0	0- 0	0- 0	HOME	0- 0		0- 0		4- 0			
4- 1	0- 1	0- 0	AWAY	0- 0		0- 0		4- 0			
6- 0	0- 0	0- 0	NEUTRAL	0- 0		1- 0		5- 0			
4- 11	0- 1	0- 2	CONFERENCE	0- 1		1- 5		3- 2			
2- 5	0- 0	0- 2	HOME	0- 0		0- 3		2- 0			
2- 6	0- 1	0- 0	AWAY	0- 1		1- 2		1- 2			
0- 0	0- 0	0- 0	NEUTRAL	0- 0		0- 0		0- 0			
RPI S	Opponent	Score	RPI S	Opponent	Score	RPI S	Opponent	Score	RPI S	Opponent	Score
5 A	Louisville	0 3	33 H	Marquette	2 3	85 A	Cincinnati	0 3	111 N	Samford	3 2
21 A	Miami (FL)	0 3	34 H	Notre Dame	1 3				113 A	Connecticut	0 3
									115 A	St. John's (NY)	3 2
									115 H	St. John's (NY)	1 3
									120 H	Pittsburgh	2 3
									121 A	Seton Hall	2 3
									126 H	South Fla.	1 3
									192 H	Syracuse	3 1
									193 A	Penn	3 1
									200 N	Wofford	3 2
									201 A	DePaul	1 3
									201 H	DePaul	3 2
									202 A	Lehigh	3 2
									203 A	Villanova	1 3
									213 A	Georgetown	3 1
									223 H	Rhode Island	3 1
									227 N	UNC Wilmington	3 0
									232 H	New Hampshire	3 0
									250 H	Iona	3 0
									267 N	Radford	3 0
									273 A	Fordham	3 2
									276 N	George Mason	3 2
									290 A	Norfolk St.	3 0
									300 H	Lafayette	3 0
									312 N	Stetson	3 0
			LAST 10 GAMES								
201 A	DePaul	1 3	113 A	Connecticut	0 3	290 A	Norfolk St.	3 0			
115 H	St. John's (NY)	1 3	121 A	Seton Hall	2 3	300 H	Lafayette	3 0			
34 H	Notre Dame	1 3	33 H	Marquette	2 3	312 N	Stetson	3 0			
201 H	DePaul	3 2	192 H	Syracuse	3 1						
115 A	St. John's (NY)	3 2	5 A	Louisville	0 3						

Non-Div. I Games:

Rutgers

Liberty

Liberty

Average RPI Win: 178		WON-LOST	WINNING	LAST 10	STRENGTH OF		OPP. STRENGTH	TEAM	ADJ	CONF.	ADJ CONF.
Average RPI Loss: 96		RECORD	PCT. RANK	GAMES	SCHEDULE		OF SCHEDULE	RPI	RPI	RPI	RPI
DIV. I ONLY		14- 15	.48276	182	5- 5		97	126	136	.51413	129
DIV. I NON-CONF.		7- 6	.53846	153	0- 0		55	142	93	.55348	91
TOTALS		RPI 1-25	RPI 26-50		W-L RECORDS		RPI 51-100		RPI 101-150		RPI 150+
14- 15	0- 0	0- 1		OVERALL		4- 8		2- 5		8- 1	
8- 6	0- 0	0- 0		HOME		2- 4		1- 2		5- 0	
5- 6	0- 0	0- 0		AWAY		2- 3		1- 2		2- 1	
1- 3	0- 0	0- 1		NEUTRAL		0- 1		0- 1		1- 0	
7- 6	0- 0	0- 1		NON-CONFERENCE		2- 4		2- 1		3- 0	
5- 1	0- 0	0- 0		HOME		2- 1		1- 0		2- 0	
1- 2	0- 0	0- 0		AWAY		0- 2		1- 0		0- 0	
1- 3	0- 0	0- 1		NEUTRAL		0- 1		0- 1		1- 0	
7- 9	0- 0	0- 0		CONFERENCE		2- 4		0- 4		5- 1	
3- 5	0- 0	0- 0		HOME		0- 3		0- 2		3- 0	
4- 4	0- 0	0- 0		AWAY		2- 1		0- 2		2- 1	
0- 0	0- 0	0- 0		NEUTRAL		0- 0		0- 0		0- 0	
RPI S	Opponent	Score	RPI S	Opponent	Score	RPI S	Opponent	Score	RPI S	Opponent	Score
			31 N	Creighton	0 3	57 N	Tulsa	1 3	114 A	IUPUI	3 0
						60 H	Ohio	0 3	117 A	Northern Ill.	1 3
						62 H	VCU	1 3	117 H	Northern Ill.	0 3
						67 A	IPFW	1 3	118 N	North Texas	0 3
						69 A	Western Mich.	1 3	120 H	Pittsburgh	3 0
						69 H	Western Mich.	0 3	123 A	Central Mich.	2 3
						71 A	Bowling Green	3 1	123 H	Central Mich.	2 3
						90 H	Wyoming	3 1	167 H	Akron	3 1
						92 A	Northern Colo.	1 3	218 A	Toledo	3 2
						95 A	Eastern Mich.	3 0	218 H	Toledo	3 0
						95 H	Eastern Mich.	1 3	231 A	Buffalo	3 2
						98 H	Illinois St.	3 1	235 A	Miami (OH)	2 3
									237 H	Kent St.	3 0
									245 N	Georgia St.	3 0
									293 H	Gardner-Webb	3 0
									298 H	Wright St.	3 0
LAST 10 GAMES											
			123 A	Central Mich.	2 3		218 A	Toledo	3 2		
			95 A	Eastern Mich.	3 0		235 A	Miami (OH)	2 3		
			117 H	Northern Ill.	0 3		71 A	Bowling Green	3 1		
			69 H	Western Mich.	0 3		60 H	Ohio	0 3		
			231 A	Buffalo	3 2		237 H	Kent St.	3 0		

Non-Div. I Games:

Ball St.

D
e
n
v
e
r

Loss, Non-Conf, S Site, H Home, A Away, N Neutral Page 132

[illegible]

Non-Div. I Games:

Oakland

Average RPI Win:		278	WON-LOST RECORD		WINNING PCT. RANK		LAST 10 GAMES		STRENGTH OF SCHEDULE		OPP. STRENGTH OF SCHEDULE		TEAM RPI		ADJ RPI		CONF. RPI		ADJ CONF. RPI					
DIV. I ONLY			23- 7		.76667		37		10- 0		285		283		139		.5099		132		31		31	
DIV. I NON-CONF.			7- 7		.5		158		0- 0		175		146		173		.4873		168		31		31	
TOTALS		RPI 1-25		RPI 26-50		W-L RECORDS		RPI 51-100		RPI 101-150		RPI 150+												
23- 7		0- 1		0- 0		OVERALL		0- 3		0- 2		23- 1												
9- 2		0- 0		0- 0		HOME		0- 1		0- 1		9- 0												
11- 2		0- 1		0- 0		AWAY		0- 1		0- 0		11- 0												
3- 3		0- 0		0- 0		NEUTRAL		0- 1		0- 1		3- 1												
7- 7		0- 1		0- 0		NON-CONFERENCE		0- 3		0- 2		7- 1												
1- 2		0- 0		0- 0		HOME		0- 1		0- 1		1- 0												
3- 2		0- 1		0- 0		AWAY		0- 1		0- 0		3- 0												
3- 3		0- 0		0- 0		NEUTRAL		0- 1		0- 1		3- 1												
16- 0		0- 0		0- 0		CONFERENCE		0- 0		0- 0		16- 0												
8- 0		0- 0		0- 0		HOME		0- 0		0- 0		8- 0												
8- 0		0- 0		0- 0		AWAY		0- 0		0- 0		8- 0												
0- 0		0- 0		0- 0		NEUTRAL		0- 0		0- 0		0- 0												
RPI	S	Opponent		Score		RPI	S	Opponent		Score		RPI	S	Opponent		Score								
8	A	Minnesota		0 3								115	H	St. John's (NY)		2 3								
												81	H	Maryland		0 3								
												87	N	Cal St. Northridge		2 3								
														175 A Hofstra		3 1								
														227 A UNC Wilmington		3 1								
														235 N Miami (OH)		3 0								
														248 A Stony Brook		3 1								
														251 A Central Conn. St.		3 2								
														251 H Central Conn. St.		3 0								
														252 A Robert Morris		3 0								
														252 H Robert Morris		3 1								
														268 H NJIT		3 1								
														270 A Sacred Heart		3 0								
														270 H Sacred Heart		3 2								
														278 A Saint Francis (PA)		3 0								
														278 H Saint Francis (PA)		3 0								
														296 N La Salle		3 1								
														307 A Bryant		3 0								
														307 H Bryant		3 0								
														313 A Fairleigh Dickinson		3 1								
														313 H Fairleigh Dickinson		3 0								
														315 N Delaware St.		3 0								
														321 A Quinnipiac		3 0								
														321 H Quinnipiac		3 0								
														323 A St. Francis (NY)		3 0								
														323 H St. Francis (NY)		3 0								
LAST 10 GAMES																								

Non-Div. I Games:

LIU Brooklyn

Average RPI Win: 195		WON-LOST RECORD		WINNING PCT. RANK		LAST 10 GAMES		STRENGTH OF SCHEDULE		OPP. STRENGTH OF SCHEDULE		TEAM RPI		ADJ RPI		CONF. RPI		ADJ CONF. RPI	
Average RPI Loss: 98																			
DIV. I ONLY		14- 13		.51852 160		7- 3		118		125		138		.5098 133		17		16	
DIV. I NON-CONF.		2- 8		.2 285		0- 0		66		39		209		.46937 198		16		16	
TOTALS		RPI 1-25		RPI 26-50		W-L RECORDS		RPI 51-100		RPI 101-150		RPI 150+							
14- 13		0- 2		0- 1		OVERALL		1- 4		3- 4		10- 2							
9- 3		0- 0		0- 0		HOME		1- 2		2- 1		6- 0							
5- 7		0- 1		0- 0		AWAY		0- 2		1- 2		4- 2							
0- 3		0- 1		0- 1		NEUTRAL		0- 0		0- 1		0- 0							
2- 8		0- 2		0- 1		NON-CONFERENCE		0- 2		1- 2		1- 1							
2- 1		0- 0		0- 0		HOME		0- 1		1- 0		1- 0							
0- 4		0- 1		0- 0		AWAY		0- 1		0- 1		0- 1							
0- 3		0- 1		0- 1		NEUTRAL		0- 0		0- 1		0- 0							
12- 5		0- 0		0- 0		CONFERENCE		1- 2		2- 2		9- 1							
7- 2		0- 0		0- 0		HOME		1- 1		1- 1		5- 0							
5- 3		0- 0		0- 0		AWAY		0- 1		1- 1		4- 1							
0- 0		0- 0		0- 0		NEUTRAL		0- 0		0- 0		0- 0							
RPI S	Opponent	Score		RPI S	Opponent	Score		RPI S	Opponent	Score		RPI S	Opponent	Score					
6 N	UCLA	0	3	46 N	San Diego St.	2	3	79 H	Pacific	2	3	101 A	UC Santa Barbara	2	3				
19 A	Hawaii	0	3					87 A	Cal St. Northridge	1	3	106 N	Northeastern	1	3				
								91 A	UTSA	1	3	107 A	Utah St.	3	0				
								91 H	UTSA	3	1	107 H	Utah St.	2	3				
								94 H	New Mexico St.	2	3	124 H	Washington St.	3	2				
												130 A	Denver	2	3				
												130 H	Denver	3	0				
												152 A	Texas St.	3	0				
												152 H	Texas St.	3	2				
												187 A	San Jose St.	0	3				
												187 H	San Jose St.	3	1				
												217 A	Cal Poly	2	3				
												228 A	Texas-Arlington	3	1				
												228 H	Texas-Arlington	3	1				
												236 A	Seattle	3	2				
												236 H	Seattle	3	1				
												240 H	Montana	3	1				
												308 A	Louisiana Tech	3	0				
												308 H	Louisiana Tech	3	0				
LAST 10 GAMES																			
				228 H	Texas-Arlington	3	1	91 A	UTSA	1	3								
				308 H	Louisiana Tech	3	0	187 H	San Jose St.	3	1								
				236 H	Seattle	3	1	107 H	Utah St.	2	3								
				130 A	Denver	2	3	308 A	Louisiana Tech	3	0								
				152 A	Texas St.	3	0	228 A	Texas-Arlington	3	1								

Non-Div. I Games:

Idaho

Average RPI Win: 248		WON-LOST RECORD		WINNING PCT. RANK		LAST 10 GAMES		STRENGTH OF SCHEDULE		OPP. STRENGTH OF SCHEDULE		TEAM RPI		ADJ RPI		CONF. RPI		ADJ CONF. RPI			
Average RPI Loss: 113																					
DIV. I ONLY		18- 10		.64286 92		7- 2		215		244		142		.50974 134		28		25			
DIV. I NON-CONF.		11- 9		.55 148		2- 1		155		209		142		.50664 137		25		26			
TOTALS		RPI 1-25		RPI 26-50		W-L RECORDS		RPI 51-100		RPI 101-150		RPI 150+									
18- 10		0- 1		0- 0		OVERALL		1- 3		2- 4		15- 2									
7- 1		0- 0		0- 0		HOME		1- 0		1- 0		5- 1									
6- 6		0- 1		0- 0		AWAY		0- 2		0- 2		6- 1									
5- 3		0- 0		0- 0		NEUTRAL		0- 1		1- 2		4- 0									
11- 9		0- 1		0- 0		NON-CONFERENCE		1- 3		2- 4		8- 1									
4- 0		0- 0		0- 0		HOME		1- 0		1- 0		2- 0									
2- 6		0- 1		0- 0		AWAY		0- 2		0- 2		2- 1									
5- 3		0- 0		0- 0		NEUTRAL		0- 1		1- 2		4- 0									
7- 1		0- 0		0- 0		CONFERENCE		0- 0		0- 0		7- 1									
3- 1		0- 0		0- 0		HOME		0- 0		0- 0		3- 1									
4- 0		0- 0		0- 0		AWAY		0- 0		0- 0		4- 0									
0- 0		0- 0		0- 0		NEUTRAL		0- 0		0- 0		0- 0									
RPI	S	Opponent		Score		RPI	S	Opponent		Score		RPI	S	Opponent		Score					
25	A	Arkansas		0 3								87	N	Cal St. Northridge		0 3					
												91	A	UTSA		0 3					
												91	H	UTSA		3 0					
												93	A	Sam Houston St.		0 3					
												105	N	Texas Tech		2 3					
												112	A	Rice		1 3					
												118	A	North Texas		0 3					
												137	H	Stephen F. Austin		3 1					
												138	N	UMKC		3 0					
												147	N	UTEP		0 3					
												155	A	Utah Valley		3 1					
												155	H	Utah Valley		2 3					
												197	A	La.-Lafayette		1 3					
												239	N	Lamar		3 1					
												259	N	La.-Monroe		3 1					
												265	N	McNeese St.		3 0					
												268	A	NJIT		3 1					
												268	H	NJIT		3 0					
												279	N	Southern Miss.		3 1					
												280	A	Tex.-Pan American		3 0					
												280	H	Tex.-Pan American		3 0					
												287	A	Prairie View		3 1					
												287	H	Prairie View		3 0					
												297	A	New Orleans		3 0					
												297	H	New Orleans		3 0					
												319	A	Chicago St.		3 0					
												319	H	Chicago St.		3 0					
LAST 10 GAMES																					
280 H Tex.-Pan American						3 0		297 H New Orleans						3 0		319 H Chicago St.					
268 H NJIT						3 0		319 H Chicago St.						3 0		93 A Sam Houston St.					
155 A Utah Valley						3 1		93 A Sam Houston St.						0 3		155 H Utah Valley					
280 A Tex.-Pan American						3 0		155 H Utah Valley						2 3		319 A Chicago St.					
137 H Stephen F. Austin						3 1		319 A Chicago St.						3 0							

Non-Div. I Games: Jarvis Christian 3 0

Houston Baptist

Average RPI Win: 168		WON-LOST	WINNING	LAST 10	STRENGTH OF		OPP. STRENGTH	TEAM	ADJ	CONF.	ADJ CONF.
Average RPI Loss: 63		RECORD	PCT. RANK	GAMES	SCHEDULE		OF SCHEDULE	RPI	RPI	RPI	RPI
DIV. I ONLY		9- 19	.32143	263	4- 6		37	62	139	.5085	135
DIV. I NON-CONF.		6- 5	.54545	149	1- 0		80	145	110	.53727	109
TOTALS		RPI 1-25	RPI 26-50		W-L RECORDS		RPI 51-100		RPI 101-150		RPI 150+
9- 19	0- 5	0- 3		OVERALL		1- 8		4- 2		4- 1	
6- 9	0- 3	0- 2		HOME		1- 4		4- 0		1- 0	
1- 8	0- 2	0- 1		AWAY		0- 4		0- 1		1- 0	
2- 2	0- 0	0- 0		NEUTRAL		0- 0		0- 1		2- 1	
6- 5	0- 0	0- 2		NON-CONFERENCE		0- 1		2- 1		4- 1	
3- 1	0- 0	0- 1		HOME		0- 0		2- 0		1- 0	
1- 2	0- 0	0- 1		AWAY		0- 1		0- 0		1- 0	
2- 2	0- 0	0- 0		NEUTRAL		0- 0		0- 1		2- 1	
3- 14	0- 5	0- 1		CONFERENCE		1- 7		2- 1		0- 0	
3- 8	0- 3	0- 1		HOME		1- 4		2- 0		0- 0	
0- 6	0- 2	0- 0		AWAY		0- 3		0- 1		0- 0	
0- 0	0- 0	0- 0		NEUTRAL		0- 0		0- 0		0- 0	
RPI S	Opponent	Score	RPI S	Opponent	Score	RPI S	Opponent	Score	RPI S	Opponent	Score
10 A	Florida St.	0 3	30 H	Western Ky.	1 3	52 A	Georgia Tech	0 3	128 H	Liberty	3 2
10 H	Florida St.	1 3	35 A	Colorado St.	0 3	52 H	Georgia Tech	3 2	130 N	Denver	0 3
18 H	North Carolina	2 3	43 H	North Carolina St.	1 3	53 H	Virginia Tech	0 3	136 H	Delaware	3 0
21 A	Miami (FL)	0 3				61 A	Clemson	0 3	143 H	Wake Forest	3 1
21 H	Miami (FL)	0 3				61 H	Clemson	1 3	146 A	Boston College	0 3
						62 A	VCU	2 3	146 H	Boston College	3 2
						66 H	Duke	1 3	199 A	James Madison	3 2
						81 A	Maryland	1 3	202 H	Lehigh	3 0
						81 H	Maryland	0 3	213 N	Georgetown	0 3
									223 N	Rhode Island	3 0
									282 N	Appalachian St.	3 0
LAST 10 GAMES											
146 H	Boston College	3 2	10 A	Florida St.	0 3	143 H	Wake Forest	3 1	66 H	Duke	1 3
81 H	Maryland	0 3	52 H	Georgia Tech	3 2	199 A	James Madison	3 2	43 H	North Carolina St.	1 3
61 H	Clemson	1 3	21 A	Miami (FL)	0 3						

Non-Div. I Games:

Virginia

Average RPI Win:	188	WON-LOST RECORD	WINNING PCT. RANK	LAST 10 GAMES	STRENGTH OF SCHEDULE	OPP. STRENGTH OF SCHEDULE	TEAM RPI	ADJ RPI	CONF. RPI	ADJ CONF. RPI						
Average RPI Loss:	154															
DIV. I ONLY	21- 11	.65625	82	6- 4	180	181	123	.50831	137	13	13					
DIV. I NON-CONF.	10- 4	.71429	70	1- 1	262	228	136	.49982	148	17	17					
<hr/>																
TOTALS	RPI 1-25	RPI 26-50		W-L RECORDS		RPI 51-100		RPI 101-150		RPI 150+						
21- 11	0- 0	0- 0		OVERALL		1- 3		8- 3		12- 5						
10- 3	0- 0	0- 0		HOME		1- 1		4- 0		5- 2						
7- 6	0- 0	0- 0		AWAY		0- 2		3- 3		4- 1						
4- 2	0- 0	0- 0		NEUTRAL		0- 0		1- 0		3- 2						
<hr/>																
10- 4	0- 0	0- 0		NON-CONFERENCE		0- 0		4- 1		6- 3						
3- 1	0- 0	0- 0		HOME		0- 0		1- 0		2- 1						
3- 1	0- 0	0- 0		AWAY		0- 0		2- 1		1- 0						
4- 2	0- 0	0- 0		NEUTRAL		0- 0		1- 0		3- 2						
<hr/>																
11- 7	0- 0	0- 0		CONFERENCE		1- 3		4- 2		6- 2						
7- 2	0- 0	0- 0		HOME		1- 1		3- 0		3- 1						
4- 5	0- 0	0- 0		AWAY		0- 2		1- 2		3- 1						
0- 0	0- 0	0- 0		NEUTRAL		0- 0		0- 0		0- 0						
<hr/>																
RPI S	Opponent	Score	RPI S	Opponent	Score	RPI S	Opponent	Score	RPI S	Opponent	Score					
						56 A	Central Ark.	0	3	103 A	A&M-Corpus Christi	0	3			
						56 H	Central Ark.	2	3	103 H	A&M-Corpus Christi	3	0			
						93 A	Sam Houston St.	0	3	104 N	Indiana	3	2			
						93 H	Sam Houston St.	3	2	109 A	Northwestern St.	0	3			
										109 H	Northwestern St.	3	1			
										118 H	North Texas	3	0			
										119 A	Oral Roberts	3	1			
										119 H	Oral Roberts	3	0			
										134 A	Houston Baptist	1	3			
										142 A	North Dakota	3	1			
										145 A	Butler	3	0			
										156 N	South Dakota	3	2			
										177 N	Green Bay	2	3			
										186 A	Nicholls St.	3	2			
										186 H	Nicholls St.	3	1			
										226 N	Western Ill.	0	3			
										228 A	Texas-Arlington	3	0			
										239 A	Lamar	3	1			
										239 H	Lamar	3	1			
										242 A	Southeastern La.	2	3			
				242 H	Southeastern La.	2	3									
			LAST 10 GAMES													
			56 A	Central Ark.	0							3	186 A	Nicholls St.	3	2
			119 A	Oral Roberts	3							1	242 A	Southeastern La.	2	3
			103 H	A&M-Corpus Christi	3							0	239 H	Lamar	3	1
			109 A	Northwestern St.	0							3	265 H	McNeese St.	3	1
			118 H	North Texas	3							0	134 A	Houston Baptist	1	3
			252 H	Robert Morris	3							0				
259 H	La.-Monroe	1	3													
265 A	McNeese St.	3	0													
265 H	McNeese St.	3	1													
279 H	Southern Miss.	3	1													
280 N	Tex.-Pan American	3	2													

Non-Div. I Games:

Stephen F. Austin

RPI	S	Opponent	Score	
329	N	Savannah St.	3	0

Stephen F. Austin

S
t
e
p
h
e
n
F
.
A
u
s
t
i
n

S
t
e
p
h
e
n
F
.
A
u
s
t
i
n

UMKC				Through Games Of Sunday, Nov. 11, 2012								
Average RPI Win:	210	WON-LOST	WINNING	LAST 10	STRENGTH OF	OPP. STRENGTH	TEAM	ADJ	CONF.	ADJ CONF.		
Average RPI Loss:	120 <th>RECORD</th> <th>PCT. RANK</th> <th>GAMES</th> <th>SCHEDULE</th> <th>OF SCHEDULE</th> <th>RPI</th> <th>RPI</th> <th>RPI</th> <th>RPI</th>	RECORD	PCT. RANK	GAMES	SCHEDULE	OF SCHEDULE	RPI	RPI	RPI	RPI		
DIV. I ONLY		17- 12	.58621	119	5- 5	152	188	133	.50737	138	12	12
DIV. I NON-CONF.		8- 5	.61538	115	1- 0	195	230	143	.50202	145	14	13
TOTALS		RPI 1-25	RPI 26-50		W-L RECORDS		RPI 51-100		RPI 101-150		RPI 150+	
17- 12	0- 1	0- 0		OVERALL		0- 3		5- 4		12- 4		
6- 3	0- 0	0- 0		HOME		0- 1		3- 0		3- 2		
5- 7	0- 1	0- 0		AWAY		0- 2		1- 3		4- 1		
6- 2	0- 0	0- 0		NEUTRAL		0- 0		1- 1		5- 1		
8- 5	0- 1	0- 0		NON-CONFERENCE		0- 1		1- 2		7- 1		
1- 0	0- 0	0- 0		HOME		0- 0		0- 0		1- 0		
1- 3	0- 1	0- 0		AWAY		0- 1		0- 1		1- 0		
6- 2	0- 0	0- 0		NEUTRAL		0- 0		1- 1		5- 1		
9- 7	0- 0	0- 0		CONFERENCE		0- 2		4- 2		5- 3		
5- 3	0- 0	0- 0		HOME		0- 1		3- 0		2- 2		
4- 4	0- 0	0- 0		AWAY		0- 1		1- 2		3- 1		
0- 0	0- 0	0- 0		NEUTRAL		0- 0		0- 0		0- 0		
RPI S	Opponent	Score		RPI S	Opponent	Score		RPI S	Opponent	Score		
7 A	Kansas	0 3				67 A	IPFW 0 3	114 A	IUPUI	1 3		
						67 H	IPFW 0 3	114 H	IUPUI	3 1		
						90 A	Wyoming 0 3	116 N	FGCU	3 0		
								118 A	North Texas	0 3		
								131 A	Oakland	0 3		
								131 H	Oakland	3 2		
								134 N	Houston Baptist	0 3		
								150 A	South Dakota St.	3 1		
								150 H	South Dakota St.	3 1		
								156 A	South Dakota	3 2		
								156 H	South Dakota	1 3		
								163 A	North Dakota St.	1 3		
								163 H	North Dakota St.	1 3		
								165 N	George Washington	3 2		
								190 H	Southeast Mo. St.	3 0		
								226 A	Western Ill.	3 2		
								226 H	Western Ill.	3 0		
								230 N	Charlotte	2 3		
								239 N	Lamar	3 1		
								246 A	Neb. Omaha	3 1		
								246 H	Neb. Omaha	3 2		
								287 N	Prairie View	3 0		
								293 A	Gardner-Webb	3 2		
								315 N	Delaware St.	3 1		
								322 N	Bethune-Cookman	3 0		
LAST 10 GAMES												
246 A	Neb. Omaha	3 1		131 A	Oakland	0 3		279 A	IPFW	0 3		
150 H	South Dakota St.	3 1		67 A	IPFW	0 3		114 H	IUPUI	3 1		
163 H	North Dakota St.	1 3		226 H	Western Ill.	3 0		163 A	North Dakota St.	1 3		
156 H	South Dakota	1 3										
190 H	Southeast Mo. St.	3 0										

Non-Div. I Games:

UMKC

[illegible]

Non-Div. I Games:

Valparaiso

Average RPI Win:		175	WON-LOST RECORD		WINNING PCT. RANK		LAST 10 GAMES		STRENGTH OF SCHEDULE		OPP. STRENGTH OF SCHEDULE		TEAM RPI		ADJ RPI		CONF. RPI		ADJ CONF. RPI			
Average RPI Loss:		85																				
DIV. I ONLY			15- 13		.53571 149		6- 4		155		77		137		.5071 140		9		9			
DIV. I NON-CONF.			6- 7		.46154 183		0- 0		87		70		122		.51547 127		7		7			
TOTALS		RPI 1-25		RPI 26-50		W-L RECORDS		RPI 51-100		RPI 101-150		RPI 150+										
15- 13		0- 2		0- 1		OVERALL		2- 6		3- 2		10- 2										
4- 7		0- 1		0- 1		HOME		1- 3		0- 2		3- 0										
7- 4		0- 1		0- 0		AWAY		0- 3		3- 0		4- 0										
4- 2		0- 0		0- 0		NEUTRAL		1- 0		0- 0		3- 2										
6- 7		0- 1		0- 1		NON-CONFERENCE		1- 3		1- 0		4- 2										
0- 4		0- 1		0- 1		HOME		0- 2		0- 0		0- 0										
2- 1		0- 0		0- 0		AWAY		0- 1		1- 0		1- 0										
4- 2		0- 0		0- 0		NEUTRAL		1- 0		0- 0		3- 2										
9- 6		0- 1		0- 0		CONFERENCE		1- 3		2- 2		6- 0										
4- 3		0- 0		0- 0		HOME		1- 1		0- 2		3- 0										
5- 3		0- 1		0- 0		AWAY		0- 2		2- 0		3- 0										
0- 0		0- 0		0- 0		NEUTRAL		0- 0		0- 0		0- 0										
RPI	S	Opponent		Score		RPI	S	Opponent		Score		RPI	S	Opponent		Score						
18	H	North Carolina		0	3	41	H	Santa Clara		2	3	54	H	San Francisco		1	3	101	A	UC Santa Barbara	3	0
19	A	Hawaii		1	3							63	A	Long Beach St.		1	3	101	H	UC Santa Barbara	1	3
												63	H	Long Beach St.		1	3	145	A	Butler	3	0
												74	A	Fresno St.		0	3	148	A	Cal St. Fullerton	3	1
												79	H	Pacific		3	1	148	H	Cal St. Fullerton	2	3
												80	H	Utah		0	3	155	N	Utah Valley	3	2
												87	A	Cal St. Northridge		1	3	166	A	UC Irvine	3	0
												97	N	Furman		3	0	166	H	UC Irvine	3	0
																		168	N	UAB	1	3
																		173	A	Middle Tenn.	3	2
																		190	N	Southeast Mo. St.	0	3
																		191	N	Sacramento St.	3	1
																		217	A	Cal Poly	3	0
																		217	H	Cal Poly	3	0
																		237	N	Kent St.	3	0
																		266	A	UC Riverside	3	0
																		266	H	UC Riverside	3	2
LAST 10 GAMES																						
101 A UC Santa Barbara						3	0	148 A Cal St. Fullerton						3	1							
217 A Cal Poly						3	0	87 A Cal St. Northridge						1	3							
63 H Long Beach St.						1	3	19 A Hawaii						1	3							
166 H UC Irvine						3	0	217 H Cal Poly						3	0							
266 A UC Riverside						3	0	101 H UC Santa Barbara						1	3							

Non-Div. I Games:

UC Davis

Average RPI Win: 248		WON-LOST	WINNING	LAST 10	STRENGTH OF		OPP. STRENGTH	TEAM	ADJ	CONF.	ADJ CONF.
Average RPI Loss: 150		RECORD	PCT. RANK	GAMES	SCHEDULE		OF SCHEDULE	RPI	RPI	RPI	RPI
DIV. I ONLY		25- 7	.78125	33	7- 3		299	252	143	.50478	141
DIV. I NON-CONF.		13- 1	.92857	11	1- 0		325	295	169	.48724	169
TOTALS		RPI 1-25	RPI 26-50		W-L RECORDS		RPI 51-100		RPI 101-150		RPI 150+
25- 7	0- 0	0- 0		OVERALL		1- 2		1- 1		23- 4	
7- 3	0- 0	0- 0		HOME		0- 1		0- 1		7- 1	
11- 3	0- 0	0- 0		AWAY		1- 1		1- 0		9- 2	
7- 1	0- 0	0- 0		NEUTRAL		0- 0		0- 0		7- 1	
13- 1	0- 0	0- 0		NON-CONFERENCE		1- 0		0- 0		12- 1	
1- 0	0- 0	0- 0		HOME		0- 0		0- 0		1- 0	
5- 0	0- 0	0- 0		AWAY		1- 0		0- 0		4- 0	
7- 1	0- 0	0- 0		NEUTRAL		0- 0		0- 0		7- 1	
12- 6	0- 0	0- 0		CONFERENCE		0- 2		1- 1		11- 3	
6- 3	0- 0	0- 0		HOME		0- 1		0- 1		6- 1	
6- 3	0- 0	0- 0		AWAY		0- 1		1- 0		5- 2	
0- 0	0- 0	0- 0		NEUTRAL		0- 0		0- 0		0- 0	
RPI S	Opponent	Score	RPI S	Opponent	Score	RPI S	Opponent	Score	RPI S	Opponent	Score
						73 A	Morehead St.	3 1	116 A	FGCU	3 2
						96 A	Lipscomb	0 3	116 H	FGCU	1 3
						96 H	Lipscomb	2 3	159 A	North Florida	1 3
									159 H	North Florida	3 1
									161 A	East Tenn. St.	2 3
									161 H	East Tenn. St.	2 3
									167 N	Akron	3 1
									205 N	Evansville	3 1
									214 A	Kennesaw St.	3 0
									214 H	Kennesaw St.	3 1
									222 A	Jacksonville	3 2
									222 H	Jacksonville	3 1
									229 A	Mercer	3 0
									229 H	Mercer	3 0
									238 A	Harvard	3 0
									261 N	Manhattan	2 3
									264 H	Eastern Ky.	3 0
									274 A	Western Caro.	3 1
									277 A	USC Upstate	3 1
									277 H	USC Upstate	3 0
									286 N	Alabama A&M	3 0
									298 A	Wright St.	3 0
									307 A	Bryant	3 0
									312 A	Stetson	3 0
									312 H	Stetson	3 0
									314 N	Holy Cross	3 0
									325 N	Saint Peter's	3 0
			LAST 10 GAMES								
			116 A	FGCU	3 2	161 H	East Tenn. St.	2 3	307 A	Bryant	3 0
			312 A	Stetson	3 0	277 H	USC Upstate	3 0	312 A	Stetson	3 0
			214 H	Kennesaw St.	3 1	264 H	Eastern Ky.	3 0	312 H	Stetson	3 0
			229 H	Mercer	3 0	159 A	North Florida	1 3	314 N	Holy Cross	3 0
			96 A	Lipscomb	0 3	222 A	Jacksonville	3 2	325 N	Saint Peter's	3 0

Non-Div. I Games:

Northern Ky.

RPI	S	Opponent	Score	
326	N	Providence	3	0
328	N	N.C. A&T	3	1

Northern Ky.

N
o
r
t
h
e
r
n
K
y
.

N
o
r
t
h
e
r
n
K
y
.

Average RPI Win:		215	WON-LOST RECORD		WINNING PCT. RANK		LAST 10 GAMES		STRENGTH OF SCHEDULE		OPP. STRENGTH OF SCHEDULE		TEAM RPI		ADJ RPI		CONF. RPI		ADJ CONF. RPI		
DIV. I ONLY			15- 14		.51724 163		6- 4		130		131		154		.50341 142		16		17		
DIV. I NON-CONF.			5- 6		.45455 189		0- 0		83		75		123		.52084 122		15		14		
TOTALS		RPI 1-25		RPI 26-50		W-L RECORDS		RPI 51-100		RPI 101-150		RPI 150+									
15- 14		0- 2		0- 0		OVERALL		1- 7		0- 3		14- 2									
8- 5		0- 0		0- 0		HOME		1- 3		0- 1		7- 1									
5- 7		0- 1		0- 0		AWAY		0- 4		0- 1		5- 1									
2- 2		0- 1		0- 0		NEUTRAL		0- 0		0- 1		2- 0									
5- 6		0- 2		0- 0		NON-CONFERENCE		0- 1		0- 3		5- 0									
2- 1		0- 0		0- 0		HOME		0- 0		0- 1		2- 0									
1- 3		0- 1		0- 0		AWAY		0- 1		0- 1		1- 0									
2- 2		0- 1		0- 0		NEUTRAL		0- 0		0- 1		2- 0									
10- 8		0- 0		0- 0		CONFERENCE		1- 6		0- 0		9- 2									
6- 4		0- 0		0- 0		HOME		1- 3		0- 0		5- 1									
4- 4		0- 0		0- 0		AWAY		0- 3		0- 0		4- 1									
0- 0		0- 0		0- 0		NEUTRAL		0- 0		0- 0		0- 0									
RPI	S	Opponent			Score		RPI	S	Opponent			Score		RPI	S	Opponent			Score		
13	N	Southern California			0 3									112	N	Rice			1 3		
17	A	Texas A&M			0 3									68	H	Idaho St.			0 3		
														84	H	Northern Ariz.			0 3		
														86	A	Portland St.			0 3		
														86	H	Portland St.			3 0		
														92	A	Northern Colo.			2 3		
														92	H	Northern Colo.			2 3		
														100	A	Ole Miss			1 3		
														112	N	Rice			3 1		
														137	H	Stephen F. Austin			1 3		
														150	A	South Dakota St.			0 3		
														152	N	Texas St.			3 1		
														156	H	South Dakota			3 0		
														160	A	Montana St.			2 3		
														160	H	Montana St.			2 3		
														163	A	North Dakota St.			3 0		
														177	H	Green Bay			3 0		
														191	A	Sacramento St.			3 1		
														191	H	Sacramento St.			3 1		
														240	A	Montana			3 0		
														240	H	Montana			3 0		
														244	H	Southern Utah			3 0		
														262	A	Weber St.			3 2		
														262	H	Weber St.			3 2		
														286	N	Alabama A&M			3 0		
														291	A	Eastern Wash.			3 1		
														291	H	Eastern Wash.			3 1		
LAST 10 GAMES																					
291 H Eastern Wash.						3 1		68 H Idaho St.						0 3							
86 H Portland St.						3 0		160 A Montana St.						2 3							
92 A Northern Colo.						2 3		240 A Montana						3 0							
191 A Sacramento St.						3 1		84 H Northern Ariz.						0 3							
262 H Weber St.						3 2		244 H Southern Utah						3 0							

Non-Div. I Games:

North Dakota

Average RPI Win:		184	WON-LOST RECORD		WINNING PCT. RANK		LAST 10 GAMES		STRENGTH OF SCHEDULE		OPP. STRENGTH OF SCHEDULE		TEAM RPI		ADJ RPI		CONF. RPI		ADJ CONF. RPI				
DIV. I ONLY			10- 19		.34483 250		3- 7		50		66		145		.50294 143		6		6				
DIV. I NON-CONF.			6- 6		.5 158		0- 0		150		179		161		.4906 163		6		6				
TOTALS		RPI 1-25		RPI 26-50				W-L RECORDS				RPI 51-100				RPI 101-150				RPI 150+			
10- 19		0- 6		1- 4				OVERALL				2- 5				1- 2				6- 2			
8- 7		0- 3		1- 0				HOME				1- 3				0- 1				6- 0			
2- 9		0- 3		0- 2				AWAY				1- 2				1- 1				0- 1			
0- 3		0- 0		0- 2				NEUTRAL				0- 0				0- 0				0- 1			
6- 6		0- 0		0- 3				NON-CONFERENCE				0- 1				0- 0				6- 2			
6- 1		0- 0		0- 0				HOME				0- 1				0- 0				6- 0			
0- 2		0- 0		0- 1				AWAY				0- 0				0- 0				0- 1			
0- 3		0- 0		0- 2				NEUTRAL				0- 0				0- 0				0- 1			
4- 13		0- 6		1- 1				CONFERENCE				2- 4				1- 2				0- 0			
2- 6		0- 3		1- 0				HOME				1- 2				0- 1				0- 0			
2- 7		0- 3		0- 1				AWAY				1- 2				1- 1				0- 0			
0- 0		0- 0		0- 0				NEUTRAL				0- 0				0- 0				0- 0			
RPI	S	Opponent		Score		RPI	S	Opponent		Score		RPI	S	Opponent		Score		RPI	S	Opponent		Score	
10	A	Florida St.		1	3	26	N	Michigan		0	3	52	H	Georgia Tech		0	3	135	A	Virginia		1	3
10	H	Florida St.		1	3	33	A	Marquette		0	3	53	A	Virginia Tech		1	3	146	A	Boston College		3	1
18	A	North Carolina		0	3	43	A	North Carolina St.		0	3	61	H	Clemson		0	3	146	H	Boston College		1	3
18	H	North Carolina		0	3	43	H	North Carolina St.		3	2	66	A	Duke		3	1	164	A	High Point		2	3
21	A	Miami (FL)		0	3	44	N	UNI		0	3	81	A	Maryland		1	3	209	H	Davidson		3	2
21	H	Miami (FL)		0	3							81	H	Maryland		3	1	218	H	Toledo		3	0
												97	H	Furman		0	3	227	H	UNC Wilmington		3	2
																		254	H	Winthrop		3	0
																		257	N	Eastern Ill.		1	3
																		282	H	Appalachian St.		3	0
																		311	H	Campbell		3	0
LAST 10 GAMES																							
10 H Florida St.						1	3	43 H North Carolina St.						3	2								
21 H Miami (FL)						0	3	135 A Virginia						1	3								
146 A Boston College						3	1	53 A Virginia Tech						1	3								
81 A Maryland						1	3	66 A Duke						3	1								
18 H North Carolina						0	3	61 H Clemson						0	3								

Non-Div. I Games:

Wake Forest

Average RPI Win: 256		WON-LOST RECORD	WINNING PCT. RANK	LAST 10 GAMES	STRENGTH OF SCHEDULE	OPP. STRENGTH OF SCHEDULE	TEAM RPI	ADJ RPI	CONF. RPI	ADJ CONF. RPI		
Average RPI Loss: 126												
DIV. I ONLY		20- 8	.71429 49	8- 2	273	261	147	.5025 144	27	26		
DIV. I NON-CONF.		9- 5	.64286 99	1- 0	247	184	146	.50426 140	27	25		
<hr/>												
TOTALS		RPI 1-25		RPI 26-50		W-L RECORDS		RPI 51-100		RPI 101-150		RPI 150+
20- 8		0- 0		0- 0		OVERALL		0- 2		1- 3		19- 3
10- 4		0- 0		0- 0		HOME		0- 1		1- 1		9- 2
7- 2		0- 0		0- 0		AWAY		0- 1		0- 0		7- 1
3- 2		0- 0		0- 0		NEUTRAL		0- 0		0- 2		3- 0
9- 5		0- 0		0- 0		NON-CONFERENCE		0- 2		1- 3		8- 0
5- 2		0- 0		0- 0		HOME		0- 1		1- 1		4- 0
1- 1		0- 0		0- 0		AWAY		0- 1		0- 0		1- 0
3- 2		0- 0		0- 0		NEUTRAL		0- 0		0- 2		3- 0
11- 3		0- 0		0- 0		CONFERENCE		0- 0		0- 0		11- 3
5- 2		0- 0		0- 0		HOME		0- 0		0- 0		5- 2
6- 1		0- 0		0- 0		AWAY		0- 0		0- 0		6- 1
0- 0		0- 0		0- 0		NEUTRAL		0- 0		0- 0		0- 0
RPI S	Opponent	Score	RPI S	Opponent	Score	RPI S	Opponent	Score	RPI S	Opponent	Score	
						59 A	TCU	1 3	103 N	A&M-Corpus Christi	0 3	
						62 H	VCU	1 3	104 H	Indiana	1 3	
									130 N	Denver	0 3	
									149 H	Albany (NY)	3 0	
									174 A	American	3 2	
									174 H	American	0 3	
									178 N	Air Force	3 1	
									188 A	Colgate	2 3	
									188 H	Colgate	1 3	
									202 A	Lehigh	3 1	
									202 H	Lehigh	3 0	
									204 N	SMU	3 1	
									248 H	Stony Brook	3 2	
									261 H	Manhattan	3 0	
									263 A	Navy	3 1	
									263 H	Navy	3 0	
									270 H	Sacred Heart	3 0	
									271 A	Marist	3 0	
									294 A	Bucknell	3 0	
									294 H	Bucknell	3 0	
									300 A	Lafayette	3 1	
									300 H	Lafayette	3 0	
									306 N	Citadel	3 0	
									314 A	Holy Cross	3 0	
									314 H	Holy Cross	3 0	
									321 H	Quinnipiac	3 0	
			LAST 10 GAMES									
			202 A	Lehigh	3 1	261 H	Manhattan	3 0	306 N	Citadel	3 0	
			300 A	Lafayette	3 1	174 H	American	0 3	314 A	Holy Cross	3 0	
			294 A	Bucknell	3 0	263 H	Navy	3 0	314 H	Holy Cross	3 0	
			188 A	Colgate	2 3	300 H	Lafayette	3 0	321 H	Quinnipiac	3 0	
			314 A	Holy Cross	3 0	202 H	Lehigh	3 0				

Non-Div. I Games:

Army

Average RPI Win: 219		WON-LOST	WINNING	LAST 10	STRENGTH OF		OPP. STRENGTH	TEAM	ADJ	CONF.	ADJ CONF.
Average RPI Loss: 111		RECORD	PCT. RANK	GAMES	SCHEDULE		OF SCHEDULE	RPI	RPI	RPI	RPI
DIV. I ONLY		17- 11	.60714	109	227		141	152	.50241	145	14
DIV. I NON-CONF.		10- 4	.71429	70	296		177	157	.49427	155	13
TOTALS		RPI 1-25	RPI 26-50		W-L RECORDS		RPI 51-100		RPI 101-150		RPI 150+
17- 11	0- 0	0- 2		OVERALL		0- 3		2- 4		15- 2	
8- 5	0- 0	0- 1		HOME		0- 1		1- 3		7- 0	
6- 5	0- 0	0- 1		AWAY		0- 2		1- 1		5- 1	
3- 1	0- 0	0- 0		NEUTRAL		0- 0		0- 0		3- 1	
10- 4	0- 0	0- 0		NON-CONFERENCE		0- 0		2- 3		8- 1	
4- 2	0- 0	0- 0		HOME		0- 0		1- 2		3- 0	
3- 1	0- 0	0- 0		AWAY		0- 0		1- 1		2- 0	
3- 1	0- 0	0- 0		NEUTRAL		0- 0		0- 0		3- 1	
7- 7	0- 0	0- 2		CONFERENCE		0- 3		0- 1		7- 1	
4- 3	0- 0	0- 1		HOME		0- 1		0- 1		4- 0	
3- 4	0- 0	0- 1		AWAY		0- 2		0- 0		3- 1	
0- 0	0- 0	0- 0		NEUTRAL		0- 0		0- 0		0- 0	
RPI S	Opponent	Score	RPI S	Opponent	Score	RPI S	Opponent	Score	RPI S	Opponent	Score
			29 A Dayton	1 3	62 A VCU	0 3	104 H Indiana	3 1			
			29 H Dayton	1 3	64 A Xavier	0 3	108 H Duquesne	1 3			
					64 H Xavier	0 3	114 A IUPUI	3 2			
							120 A Pittsburgh	0 3			
							137 H Stephen F. Austin	0 3			
							140 H UC Davis	0 3			
							165 H George Washington	3 0			
							179 A Saint Louis	1 3			
							179 H Saint Louis	3 0			
							180 H Temple	3 1			
							190 H Southeast Mo. St.	3 2			
							201 A DePaul	3 2			
							223 A Rhode Island	3 0			
							225 N Coastal Caro.	3 2			
							226 H Western Ill.	3 1			
							230 A Charlotte	3 1			
							237 H Kent St.	3 0			
							257 N Eastern Ill.	3 0			
							273 A Fordham	3 0			
							288 N Indiana St.	1 3			
							296 H La Salle	3 0			
							298 A Wright St.	3 0			
							320 N Howard	3 0			
			LAST 10 GAMES								
			179 H Saint Louis	3 0	29 H Dayton	1 3					
			180 H Temple	3 1	64 H Xavier	0 3					
			296 H La Salle	3 0	62 A VCU	0 3					
			223 A Rhode Island	3 0	230 A Charlotte	3 1					
			273 A Fordham	3 0	179 A Saint Louis	1 3					

Non-Div. I Games:

Butler

Average RPI Win:		173	WON-LOST RECORD		WINNING PCT. RANK	LAST 10 GAMES	STRENGTH OF SCHEDULE		OPP. STRENGTH OF SCHEDULE	TEAM RPI	ADJ RPI	CONF. RPI	ADJ CONF. RPI
Average RPI Loss:		61											
DIV. I ONLY			10- 19		.34483 250	0- 10	74		49	163	.50229 146	6	6
DIV. I NON-CONF.			6- 6		.5 158	0- 0	86		102	118	.52877 118	6	6
TOTALS		RPI 1-25	RPI 26-50		W-L RECORDS		RPI 51-100		RPI 101-150		RPI 150+		
10- 19	0- 5		0- 2		OVERALL		2- 7		2- 5		6- 0		
4- 8	0- 2		0- 0		HOME		0- 4		1- 2		3- 0		
3- 8	0- 2		0- 1		AWAY		2- 3		1- 2		0- 0		
3- 3	0- 1		0- 1		NEUTRAL		0- 0		0- 1		3- 0		
6- 6	0- 2		0- 1		NON-CONFERENCE		0- 0		0- 3		6- 0		
3- 1	0- 0		0- 0		HOME		0- 0		0- 1		3- 0		
0- 2	0- 1		0- 0		AWAY		0- 0		0- 1		0- 0		
3- 3	0- 1		0- 1		NEUTRAL		0- 0		0- 1		3- 0		
4- 13	0- 3		0- 1		CONFERENCE		2- 7		2- 2		0- 0		
1- 7	0- 2		0- 0		HOME		0- 4		1- 1		0- 0		
3- 6	0- 1		0- 1		AWAY		2- 3		1- 1		0- 0		
0- 0	0- 0		0- 0		NEUTRAL		0- 0		0- 0		0- 0		
RPI S	Opponent	Score	RPI S	Opponent	Score	RPI S	Opponent	Score	RPI S	Opponent	Score		
10 H	Florida St.	0 <div>3</div>	43 A	North Carolina St.	0 <div>3</div>	52 A	Georgia Tech	0 <div>3</div>	105 H	Texas Tech	2 <div>3</div>		
13 A	Southern California	1 <div>3</div>	44 N	UNI	1 <div>3</div>	52 H	Georgia Tech	0 <div>3</div>	106 A	Northeastern	1 <div>3</div>		
16 N	Tennessee	0 <div>3</div>				53 A	Virginia Tech	0 <div>3</div>	113 N	Connecticut	0 <div>3</div>		
18 A	North Carolina	0 <div>3</div>				53 H	Virginia Tech	0 <div>3</div>	135 A	Virginia	2 <div>3</div>		
21 H	Miami (FL)	2 <div>3</div>				61 A	Clemson	0 <div>3</div>	135 H	Virginia	3 0		
						61 H	Clemson	0 <div>3</div>	143 A	Wake Forest	3 1		
						66 A	Duke	3 0	143 H	Wake Forest	1 <div>3</div>		
						66 H	Duke	2 <div>3</div>	165 N	George Washington	3 1		
						81 A	Maryland	3 1	176 H	Siena	3 1		
									196 N	Mississippi St.	3 1		
									238 N	Harvard	3 0		
									255 H	Binghamton	3 0		
									273 H	Fordham	3 0		
			LAST 10 GAMES										
			135 A	Virginia	2 <div>3</div>	61 H	Clemson	0 <div>3</div>					
			53 A	Virginia Tech	0 <div>3</div>	18 A	North Carolina	0 <div>3</div>					
			143 H	Wake Forest	1 <div>3</div>	43 A	North Carolina St.	0 <div>3</div>					
			66 H	Duke	2 <div>3</div>	21 H	Miami (FL)	2 <div>3</div>					
			52 H	Georgia Tech	0 <div>3</div>	10 H	Florida St.	0 <div>3</div>					

Non-Div. I Games:

Boston College

UTEP				Through Games Of Sunday, Nov. 11, 2012											
Average RPI Win: 212		WON-LOST	WINNING	LAST 10	STRENGTH OF		OPP. STRENGTH	TEAM	ADJ		CONF.	ADJ CONF.			
Average RPI Loss: 108		RECORD	PCT. RANK	GAMES	SCHEDULE		OF SCHEDULE	RPI	RPI		RPI	RPI			
DIV. I ONLY		16- 12	.57143	127	6- 4		171	167	148	.50227	147	22	22		
DIV. I NON-CONF.		6- 6	.5	158	0- 0		65	117	111	.54034	107	18	18		
<hr/>															
TOTALS		RPI 1-25		RPI 26-50		W-L RECORDS		RPI 51-100		RPI 101-150		RPI 150+			
16- 12		0- 1		0- 1		OVERALL		2- 5		1- 2		13- 3			
8- 4		0- 0		0- 1		HOME		2- 2		0- 1		6- 0			
4- 7		0- 1		0- 0		AWAY		0- 2		0- 1		4- 3			
4- 1		0- 0		0- 0		NEUTRAL		0- 1		1- 0		3- 0			
<hr/>															
6- 6		0- 1		0- 1		NON-CONFERENCE		1- 4		1- 0		4- 0			
1- 3		0- 0		0- 1		HOME		1- 2		0- 0		0- 0			
1- 2		0- 1		0- 0		AWAY		0- 1		0- 0		1- 0			
4- 1		0- 0		0- 0		NEUTRAL		0- 1		1- 0		3- 0			
<hr/>															
10- 6		0- 0		0- 0		CONFERENCE		1- 1		0- 2		9- 3			
7- 1		0- 0		0- 0		HOME		1- 0		0- 1		6- 0			
3- 5		0- 0		0- 0		AWAY		0- 1		0- 1		3- 3			
0- 0		0- 0		0- 0		NEUTRAL		0- 0		0- 0		0- 0			
<hr/>															
RPI S	Opponent	Score		RPI S	Opponent	Score		RPI S	Opponent	Score		RPI S	Opponent	Score	
25 A	Arkansas	1	3	39 H	Arizona St.	1	3	51 N	Baylor	0	3	112 A	Rice	0	3
								57 A	Tulsa	2	3	112 H	Rice	2	3
								57 H	Tulsa	3	2	134 N	Houston Baptist	3	0
								68 H	Idaho St.	0	3	168 H	UAB	3	0
								74 H	Fresno St.	2	3	181 A	Marshall	0	3
								91 A	UTSA	2	3	183 N	Belmont	3	0
								94 H	New Mexico St.	3	2	185 A	UCF	3	0
												204 A	SMU	1	3
												204 H	SMU	3	1
												211 A	Houston	3	0
												211 H	Houston	3	0
												241 H	Memphis	3	1
												255 N	Binghamton	3	0
												259 N	La.-Monroe	3	0
												279 H	Southern Miss.	3	1
												285 A	Tulane	1	3
												285 H	Tulane	3	2
												309 A	Ark.-Pine Bluff	3	0
												316 A	East Carolina	3	1
<hr/>															
LAST 10 GAMES															
181 A Marshall						0	3	112 H Rice						2	3
316 A East Carolina						3	1	211 H Houston						3	0
57 H Tulsa						3	2	204 A SMU						1	3
204 H SMU						3	1	57 A Tulsa						2	3
285 H Tulane						3	2	211 A Houston						3	0

Non-Div. I Games:

UTEP

Average RPI Win:		196	WON-LOST RECORD		WINNING PCT. RANK		LAST 10 GAMES		STRENGTH OF SCHEDULE		OPP. STRENGTH OF SCHEDULE		TEAM RPI		ADJ RPI		CONF. RPI		ADJ CONF. RPI				
Average RPI Loss:		77																					
DIV. I ONLY			14- 13		.51852 160		7- 3		176		88		161		.50195 148		9		9				
DIV. I NON-CONF.			6- 7		.46154 183		0- 0		200		74		190		.48158 178		7		7				
TOTALS		RPI 1-25		RPI 26-50		W-L RECORDS		RPI 51-100		RPI 101-150		RPI 150+											
14- 13		0- 1		0- 4		OVERALL		2- 5		2- 2		10- 1											
6- 6		0- 1		0- 2		HOME		2- 2		0- 1		4- 0											
5- 5		0- 0		0- 1		AWAY		0- 3		2- 0		3- 1											
3- 2		0- 0		0- 1		NEUTRAL		0- 0		0- 1		3- 0											
6- 7		0- 0		0- 4		NON-CONFERENCE		0- 2		0- 1		6- 0											
2- 3		0- 0		0- 2		HOME		0- 1		0- 0		2- 0											
1- 2		0- 0		0- 1		AWAY		0- 1		0- 0		1- 0											
3- 2		0- 0		0- 1		NEUTRAL		0- 0		0- 1		3- 0											
8- 6		0- 1		0- 0		CONFERENCE		2- 3		2- 1		4- 1											
4- 3		0- 1		0- 0		HOME		2- 1		0- 1		2- 0											
4- 3		0- 0		0- 0		AWAY		0- 2		2- 0		2- 1											
0- 0		0- 0		0- 0		NEUTRAL		0- 0		0- 0		0- 0											
RPI	S	Opponent		Score		RPI	S	Opponent		Score		RPI	S	Opponent		Score							
19	H	Hawaii		2 3		36	A	Pepperdine		0 3		52	A	Georgia Tech		1 3		101	A	UC Santa Barbara	3 2		
						41	H	Santa Clara		2 3		55	H	Oregon St.		0 3		124	N	Washington St.	1 3		
						45	N	Arizona		0 3		63	A	Long Beach St.		1 3		140	A	UC Davis	3 2		
						46	H	San Diego St.		1 3		63	H	Long Beach St.		3 1		140	H	UC Davis	1 3		
												79	A	Pacific		2 3		166	A	UC Irvine	3 1		
												79	H	Pacific		3 2		166	H	UC Irvine	3 2		
												87	H	Cal St. Northridge		1 3		204	N	SMU	3 0		
																		211	N	CSU Bakersfield	3 1		
																		217	A	Cal Poly	2 3		
																		247	A	Nevada	3 1		
																		266	A	UC Riverside	3 1		
																		266	H	UC Riverside	3 1		
																		270	H	Sacred Heart	3 0		
																		272	H	Brown	3 0		
																		295	N	Charleston So.	3 0		
LAST 10 GAMES																							
						166	A	UC Irvine		3 1		217	A	Cal Poly		2 3							
						63	A	Long Beach St.		1 3		101	A	UC Santa Barbara		3 2							
						266	H	UC Riverside		3 1		63	H	Long Beach St.		3 1							
						79	H	Pacific		3 2		166	H	UC Irvine		3 2							
						140	H	UC Davis		1 3		266	A	UC Riverside		3 1							

Non-Div. I Games:

Cal St. Fullerton

Average RPI Win:		258	WON-LOST RECORD		WINNING PCT. RANK		LAST 10 GAMES		STRENGTH OF SCHEDULE		OPP. STRENGTH OF SCHEDULE		TEAM RPI		ADJ RPI		CONF. RPI		ADJ CONF. RPI		
DIV. I ONLY			13- 14		.48148 186		7- 3		91		223		150		.50179 149		29		30		
DIV. I NON-CONF.			3- 12		.2 285		0- 1		6		78		131		.51487 128		26		28		
TOTALS		RPI 1-25		RPI 26-50		W-L RECORDS		RPI 51-100		RPI 101-150		RPI 150+									
13- 14		0- 3		0- 2		OVERALL		0- 4		1- 1		12- 4									
5- 2		0- 0		0- 0		HOME		0- 0		0- 0		5- 2									
5- 7		0- 2		0- 1		AWAY		0- 1		0- 1		5- 2									
3- 5		0- 1		0- 1		NEUTRAL		0- 3		1- 0		2- 0									
3- 12		0- 3		0- 2		NON-CONFERENCE		0- 4		1- 1		2- 2									
0- 1		0- 0		0- 0		HOME		0- 0		0- 0		0- 1									
0- 6		0- 2		0- 1		AWAY		0- 1		0- 1		0- 1									
3- 5		0- 1		0- 1		NEUTRAL		0- 3		1- 0		2- 0									
10- 2		0- 0		0- 0		CONFERENCE		0- 0		0- 0		10- 2									
5- 1		0- 0		0- 0		HOME		0- 0		0- 0		5- 1									
5- 1		0- 0		0- 0		AWAY		0- 0		0- 0		5- 1									
0- 0		0- 0		0- 0		NEUTRAL		0- 0		0- 0		0- 0									
RPI	S	Opponent		Score		RPI	S	Opponent		Score		RPI	S	Opponent		Score					
1	N	Stanford		0	3	32	N	St. Mary's (CA)		1	3	132	N	LIU Brooklyn		3	2				
8	A	Minnesota		0	3	38	A	Michigan St.		0	3	144	A	Army		0	3				
19	A	Hawaii		0	3							67	N	IPFW		0	3				
												72	A	Yale		0	3				
														188 H Colgate		1	3				
														232 A New Hampshire		3	2				
														232 H New Hampshire		3	1				
														233 A UMBC		1	3				
														233 H UMBC		3	1				
														235 N Miami (OH)		3	2				
														248 A Stony Brook		3	1				
														248 H Stony Brook		1	3				
														255 A Binghamton		3	1				
														255 H Binghamton		3	0				
														270 N Sacred Heart		3	0				
														303 A Hartford		3	1				
														303 H Hartford		3	1				
														326 A Providence		3	0				
														326 H Providence		3	0				
LAST 10 GAMES																					
232 A New Hampshire						3	2	303 A Hartford						3	1						
326 H Providence						3	0	188 H Colgate						1	3						
255 A Binghamton						3	1	326 A Providence						3	0						
233 A UMBC						1	3	232 H New Hampshire						3	1						
248 H Stony Brook						1	3	233 H UMBC						3	1						

Non-Div. I Games:

Albany (NY)

Average RPI Win:	196	WON-LOST RECORD	WINNING PCT. RANK	LAST 10 GAMES	STRENGTH OF SCHEDULE	OPP. STRENGTH OF SCHEDULE	TEAM RPI	ADJ RPI	CONF. RPI	ADJ CONF. RPI					
DIV. I ONLY		16- 13	.55172	141	4- 6	168	151	156	.5004	150	12	12			
DIV. I NON-CONF.		8- 5	.61538	115	0- 2	232	149	147	.49897	149	14	13			
<hr/>															
TOTALS	RPI 1-25	RPI 26-50		W-L RECORDS		RPI 51-100		RPI 101-150		RPI 150+					
16- 13	0- 0	0- 2		OVERALL		1- 1		4- 6		11- 4					
7- 5	0- 0	0- 1		HOME		1- 0		2- 2		4- 2					
5- 7	0- 0	0- 1		AWAY		0- 1		2- 3		3- 2					
4- 1	0- 0	0- 0		NEUTRAL		0- 0		0- 1		4- 0					
8- 5	0- 0	0- 2		NON-CONFERENCE		0- 0		2- 2		6- 1					
2- 2	0- 0	0- 1		HOME		0- 0		1- 0		1- 1					
2- 2	0- 0	0- 1		AWAY		0- 0		1- 1		1- 0					
4- 1	0- 0	0- 0		NEUTRAL		0- 0		0- 1		4- 0					
8- 8	0- 0	0- 0		CONFERENCE		1- 1		2- 4		5- 3					
5- 3	0- 0	0- 0		HOME		1- 0		1- 2		3- 1					
3- 5	0- 0	0- 0		AWAY		0- 1		1- 2		2- 2					
0- 0	0- 0	0- 0		NEUTRAL		0- 0		0- 0		0- 0					
<hr/>															
RPI	S	Opponent	Score	RPI	S	Opponent	Score	RPI	S	Opponent	Score				
				28	H	Iowa St.	0 3	67	A	IPFW	0 3				
				44	A	UNI	1 3	67	H	IPFW	3 2				
										114	A	IUPUI	0 3		
										114	H	IUPUI	2 3		
										125	A	Iowa	1 3		
										131	A	Oakland	3 2		
										131	H	Oakland	3 1		
										138	A	UMKC	1 3		
										138	H	UMKC	1 3		
										139	A	Valparaiso	3 1		
										139	N	Valparaiso	2 3		
										142	H	North Dakota	3 0		
										156	A	South Dakota	0 3		
										156	H	South Dakota	2 3		
										163	A	North Dakota St.	1 3		
										163	H	North Dakota St.	3 1		
										170	A	Gonzaga	3 2		
										177	H	Green Bay	3 2		
										190	N	Southeast Mo. St.	3 0		
										226	A	Western Ill.	3 1		
										226	H	Western Ill.	3 1		
										234	H	Bradley	2 3		
										246	A	Neb. Omaha	3 0		
										246	H	Neb. Omaha	3 1		
										266	N	UC Riverside	3 1		
										291	N	Eastern Wash.	3 1		
										319	N	Chicago St.	3 0		
<hr/>															
LAST 10 GAMES															
				163	A	North Dakota St.	1 3	131	H	Oakland	3 1	246	H	Neb. Omaha	3 1
				138	A	UMKC	1 3	114	A	IUPUI	0 3	291	N	Eastern Wash.	3 1
				156	A	South Dakota	0 3	226	A	Western Ill.	3 1	319	N	Chicago St.	3 0
				28	H	Iowa St.	0 3	246	H	Neb. Omaha	3 1				
				67	H	IPFW	3 2	44	A	UNI	1 3				

Non-Div. I Games:

South Dakota St.

Average RPI Win: 230		WON-LOST RECORD	WINNING PCT. RANK		LAST 10 GAMES	STRENGTH OF SCHEDULE	OPP. STRENGTH OF SCHEDULE	TEAM RPI	ADJ RPI		CONF. RPI	ADJ CONF. RPI
Average RPI Loss: 125												
DIV. I ONLY		20- 11	.64516	87	7- 3	213	213	134	.49989	151	15	15
DIV. I NON-CONF.		10- 6	.625	113	1- 0	194	282	148	.49183	158	12	12
<hr/>												
TOTALS		RPI 1-25		RPI 26-50		W-L RECORDS		RPI 51-100		RPI 101-150		RPI 150+
20- 11		0- 0		0- 3		OVERALL		0- 2		1- 1		19- 5
7- 3		0- 0		0- 2		HOME		0- 0		1- 0		6- 1
7- 5		0- 0		0- 1		AWAY		0- 1		0- 1		7- 2
6- 3		0- 0		0- 0		NEUTRAL		0- 1		0- 0		6- 2
10- 6		0- 0		0- 1		NON-CONFERENCE		0- 2		0- 0		10- 3
1- 1		0- 0		0- 1		HOME		0- 0		0- 0		1- 0
3- 2		0- 0		0- 0		AWAY		0- 1		0- 0		3- 1
6- 3		0- 0		0- 0		NEUTRAL		0- 1		0- 0		6- 2
10- 5		0- 0		0- 2		CONFERENCE		0- 0		1- 1		9- 2
6- 2		0- 0		0- 1		HOME		0- 0		1- 0		5- 1
4- 3		0- 0		0- 1		AWAY		0- 0		0- 1		4- 1
0- 0		0- 0		0- 0		NEUTRAL		0- 0		0- 0		0- 0
RPI S	Opponent	Score	RPI S	Opponent	Score	RPI S	Opponent	Score	RPI S	Opponent	Score	
			30 A	Western Ky.	0 3	58 A	Georgia	0 3	118 H	North Texas	3 0	
			30 H	Western Ky.	0 3	76 N	Ga. Southern	1 3	122 A	Arkansas St.	1 3	
			49 H	Auburn	0 3				162 A	UALR	3 1	
									172 N	UMES	2 3	
									173 A	Middle Tenn.	3 0	
									173 H	Middle Tenn.	3 1	
									182 A	FIU	1 3	
									182 H	FIU	3 1	
									197 H	La.-Lafayette	1 3	
									201 N	DePaul	3 1	
									207 A	South Ala.	3 1	
									207 H	South Ala.	3 1	
									214 A	Kennesaw St.	1 3	
									219 N	Tennessee St.	3 0	
									221 A	Florida A&M	3 2	
									221 H	Florida A&M	3 0	
									243 N	Chattanooga	3 1	
									245 N	Georgia St.	0 3	
									259 H	La.-Monroe	3 1	
									260 N	Jackson St.	3 0	
									275 A	UT Martin	3 2	
									281 A	Fla. Atlantic	3 0	
									281 H	Fla. Atlantic	3 0	
									298 N	Wright St.	3 2	
									310 N	N.C. Central	3 0	
									317 A	Alabama St.	3 0	
LAST 10 GAMES												
			281 A	Fla. Atlantic	3 0	221 A	Florida A&M	3 2				
			182 A	FIU	1 3	197 H	La.-Lafayette	1 3				
			173 H	Middle Tenn.	3 1	207 H	South Ala.	3 1				
			30 H	Western Ky.	0 3	259 H	La.-Monroe	3 1				
			207 A	South Ala.	3 1	118 H	North Texas	3 0				

Non-Div. I Games:

Troy

Average RPI Win:		217	WON-LOST		WINNING		LAST 10		STRENGTH OF		OPP. STRENGTH		TEAM		ADJ		CONF.		ADJ CONF.	
Average RPI Loss:		94	RECORD		PCT. RANK		GAMES		SCHEDULE		OF SCHEDULE		RPI		RPI		RPI		RPI	
DIV. I ONLY			14- 14		.5 170		5- 5		137		149		164		.49893 152		17		16	
DIV. I NON-CONF.			5- 6		.45455 189		0- 0		77		93		124		.52082 123		16		16	
TOTALS		RPI 1-25		RPI 26-50		W-L RECORDS		RPI 51-100		RPI 101-150		RPI 150+								
14- 14		0- 2		0- 2		OVERALL		3- 3		0- 6		11- 1								
6- 4		0- 0		0- 0		HOME		2- 1		0- 3		4- 0								
6- 6		0- 1		0- 0		AWAY		1- 2		0- 2		5- 1								
2- 4		0- 1		0- 2		NEUTRAL		0- 0		0- 1		2- 0								
5- 6		0- 2		0- 2		NON-CONFERENCE		1- 1		0- 1		4- 0								
1- 0		0- 0		0- 0		HOME		1- 0		0- 0		0- 0								
2- 2		0- 1		0- 0		AWAY		0- 1		0- 0		2- 0								
2- 4		0- 1		0- 2		NEUTRAL		0- 0		0- 1		2- 0								
9- 8		0- 0		0- 0		CONFERENCE		2- 2		0- 5		7- 1								
5- 4		0- 0		0- 0		HOME		1- 1		0- 3		4- 0								
4- 4		0- 0		0- 0		AWAY		1- 1		0- 2		3- 1								
0- 0		0- 0		0- 0		NEUTRAL		0- 0		0- 0		0- 0								
RPI	S	Opponent		Score		RPI	S	Opponent		Score		RPI	S	Opponent		Score				
13	N	Southern California		0	3	42	N	Wichita St.		0	3	51	A	Baylor		0	3			
17	A	Texas A&M		0	3	49	N	Auburn		0	3	91	A	UTSA		0	3			
												91	H	UTSA		3	2			
												93	H	Sam Houston St.		3	2			
												94	A	New Mexico St.		3	2			
												94	H	New Mexico St.		1	3			
														107 H Utah St.		0	3			
														130 A Denver		1	3			
														130 H Denver		2	3			
														133 A Idaho		2	3			
														133 H Idaho		0	3			
														142 N North Dakota		1	3			
														187 A San Jose St.		0	3			
														187 H San Jose St.		3	1			
														204 A SMU		3	0			
														228 A Texas-Arlington		3	1			
														228 H Texas-Arlington		3	1			
														236 A Seattle		3	0			
														236 H Seattle		3	1			
														239 A Lamar		3	0			
														285 N Tulane		3	0			
														299 N South Carolina St.		3	0			
														308 A Louisiana Tech		3	0			
														308 H Louisiana Tech		3	0			
LAST 10 GAMES																				
						130	H	Denver		2	3	236	H	Seattle		3	1			
						94	H	New Mexico St.		1	3	91	H	UTSA		3	2			
						228	A	Texas-Arlington		3	1	187	A	San Jose St.		0	3			
						308	A	Louisiana Tech		3	0	94	A	New Mexico St.		3	2			
						133	H	Idaho		0	3	130	A	Denver		1	3			

Non-Div. I Games:

Texas St.

Average RPI Win:	231	WON-LOST RECORD	WINNING PCT. RANK	LAST 10 GAMES	STRENGTH OF SCHEDULE	OPP. STRENGTH OF SCHEDULE	TEAM RPI	ADJ RPI	CONF. RPI	ADJ CONF. RPI	
DIV. I ONLY		14- 9	.6087 108	7- 3	197	208	146	.49857 153	23	23	
DIV. I NON-CONF.		5- 4	.55556 147	0- 0	71	129	96	.54451 102	21	21	
<hr/>											
TOTALS	RPI 1-25	RPI 26-50		W-L RECORDS	RPI 51-100		RPI 101-150		RPI 150+		
14- 9	0- 1	0- 0		OVERALL	0- 3		1- 1		13- 4		
8- 2	0- 0	0- 0		HOME	0- 1		0- 0		8- 1		
5- 4	0- 0	0- 0		AWAY	0- 1		1- 0		4- 3		
1- 3	0- 1	0- 0		NEUTRAL	0- 1		0- 1		1- 0		
<hr/>											
5- 4	0- 1	0- 0		NON-CONFERENCE	0- 1		1- 1		4- 1		
3- 0	0- 0	0- 0		HOME	0- 0		0- 0		3- 0		
1- 1	0- 0	0- 0		AWAY	0- 0		1- 0		0- 1		
1- 3	0- 1	0- 0		NEUTRAL	0- 1		0- 1		1- 0		
<hr/>											
9- 5	0- 0	0- 0		CONFERENCE	0- 2		0- 0		9- 3		
5- 2	0- 0	0- 0		HOME	0- 1		0- 0		5- 1		
4- 3	0- 0	0- 0		AWAY	0- 1		0- 0		4- 2		
0- 0	0- 0	0- 0		NEUTRAL	0- 0		0- 0		0- 0		
<hr/>											
RPI S	Opponent	Score		RPI S	Opponent	Score		RPI S	Opponent	Score	
17 N	Texas A&M	0 3						128 N	Liberty	1 3	
								136 A	Delaware	3 1	
								175 H	Hofstra	3 2	
								185 A	UCF	0 3	
								188 H	Colgate	3 1	
								193 A	Penn	0 3	
								193 H	Penn	3 1	
								194 A	Princeton	1 3	
								194 H	Princeton	3 1	
								222 N	Jacksonville	3 0	
								223 H	Rhode Island	3 0	
								238 A	Harvard	3 1	
								238 H	Harvard	0 3	
								256 A	Cornell	3 2	
								256 H	Cornell	3 0	
								272 A	Brown	3 0	
								272 H	Brown	3 2	
								305 A	Dartmouth	3 0	
								305 H	Dartmouth	3 1	
				LAST 10 GAMES							
				194 H	Princeton	3 1		72 A	Yale	1 3	
				193 H	Penn	3 1		256 A	Cornell	3 2	
				305 A	Dartmouth	3 0		238 H	Harvard	0 3	
				238 A	Harvard	3 1		305 H	Dartmouth	3 1	
				272 A	Brown	3 0		193 A	Penn	0 3	

Non-Div. I Games:

Columbia

[illegible]

Non-Div. I Games:

Boise St.

Average RPI Win:	215	WON-LOST RECORD	WINNING PCT. RANK	LAST 10 GAMES	STRENGTH OF SCHEDULE	OPP. STRENGTH OF SCHEDULE	TEAM RPI	ADJ RPI	CONF. RPI	ADJ CONF. RPI		
DIV. I ONLY		16- 8	.66667	76	9- 1	267	190	155	.49592	155	28	25
DIV. I NON-CONF.		9- 7	.5625	144	2- 0	202	107	154	.48735	167	25	26
<hr/>												
TOTALS	RPI 1-25	RPI 26-50		W-L RECORDS		RPI 51-100		RPI 101-150		RPI 150+		
16- 8	0- 0	0- 1		OVERALL		2- 2		2- 2		12- 3		
5- 1	0- 0	0- 0		HOME		0- 0		0- 1		5- 0		
6- 5	0- 0	0- 1		AWAY		1- 2		2- 0		3- 2		
5- 2	0- 0	0- 0		NEUTRAL		1- 0		0- 1		4- 1		
<hr/>												
9- 7	0- 0	0- 1		NON-CONFERENCE		2- 2		1- 1		6- 3		
2- 0	0- 0	0- 0		HOME		0- 0		0- 0		2- 0		
2- 5	0- 0	0- 1		AWAY		1- 2		1- 0		0- 2		
5- 2	0- 0	0- 0		NEUTRAL		1- 0		0- 1		4- 1		
<hr/>												
7- 1	0- 0	0- 0		CONFERENCE		0- 0		1- 1		6- 0		
3- 1	0- 0	0- 0		HOME		0- 0		0- 1		3- 0		
4- 0	0- 0	0- 0		AWAY		0- 0		1- 0		3- 0		
0- 0	0- 0	0- 0		NEUTRAL		0- 0		0- 0		0- 0		
<hr/>												
RPI S	Opponent	Score	RPI S	Opponent	Score	RPI S	Opponent	Score	RPI S	Opponent	Score	
			45 A	Arizona	0 3	74 A	Fresno St.	3 2	107 A	Utah St.	3 2	
						80 A	Utah	0 3	134 A	Houston Baptist	3 2	
						82 A	UNLV	1 3	134 H	Houston Baptist	1 3	
						87 N	Cal St. Northridge	3 1	140 N	UC Davis	2 3	
									172 N	UMES	3 0	
									191 N	Sacramento St.	3 0	
									205 N	Evansville	1 3	
									211 A	CSU Bakersfield	2 3	
									211 H	CSU Bakersfield	3 1	
									217 N	Cal Poly	3 1	
									244 A	Southern Utah	0 3	
									247 N	Nevada	3 1	
									262 H	Weber St.	3 0	
									268 A	NJIT	3 1	
									268 H	NJIT	3 2	
									280 A	Tex.-Pan American	3 2	
									280 H	Tex.-Pan American	3 0	
									319 A	Chicago St.	3 0	
									319 H	Chicago St.	3 0	
<hr/>												
			LAST 10 GAMES									
			319 A	Chicago St.	3 0	319 H	Chicago St.	3 0				
			268 A	NJIT	3 1	268 H	NJIT	3 2				
			280 H	Tex.-Pan American	3 0	107 A	Utah St.	3 2				
			134 H	Houston Baptist	1 3	134 A	Houston Baptist	3 2				
			211 H	CSU Bakersfield	3 1	280 A	Tex.-Pan American	3 2				

Non-Div. I Games:

Utah Valley

Average RPI Win:	214	WON-LOST	WINNING	LAST 10	STRENGTH OF	OPP. STRENGTH	TEAM	ADJ	CONF.	ADJ CONF.	
Average RPI Loss:	126	RECORD	PCT. RANK	GAMES	SCHEDULE	OF SCHEDULE	RPI	RPI	RPI	RPI	
DIV. I ONLY	14- 14	.5	170	7- 3	100	219	149	.49503	156	12	12
DIV. I NON-CONF.	6- 6	.5	158	0- 0	96	279	141	.49878	150	14	13
<hr/>											
TOTALS	RPI 1-25	RPI 26-50		W-L RECORDS		RPI 51-100		RPI 101-150		RPI 150+	
14- 14	0- 0	0- 1		OVERALL		0- 3		4- 6		10- 4	
3- 5	0- 0	0- 0		HOME		0- 1		1- 3		2- 1	
5- 6	0- 0	0- 1		AWAY		0- 2		3- 2		2- 1	
6- 3	0- 0	0- 0		NEUTRAL		0- 0		0- 1		6- 2	
<hr/>											
6- 6	0- 0	0- 1		NON-CONFERENCE		0- 1		0- 2		6- 2	
0- 0	0- 0	0- 0		HOME		0- 0		0- 0		0- 0	
0- 3	0- 0	0- 1		AWAY		0- 1		0- 1		0- 0	
6- 3	0- 0	0- 0		NEUTRAL		0- 0		0- 1		6- 2	
<hr/>											
8- 8	0- 0	0- 0		CONFERENCE		0- 2		4- 4		4- 2	
3- 5	0- 0	0- 0		HOME		0- 1		1- 3		2- 1	
5- 3	0- 0	0- 0		AWAY		0- 1		3- 1		2- 1	
0- 0	0- 0	0- 0		NEUTRAL		0- 0		0- 0		0- 0	
<hr/>											
RPI S	Opponent	Score	RPI S	Opponent	Score	RPI S	Opponent	Score	RPI S	Opponent	Score
			31 A	Creighton	1 3	56 A	Central Ark.	1 3	114 A	IUPUI	1 3
						67 A	IPFW	2 3	114 H	IUPUI	1 3
						67 H	IPFW	1 3	131 A	Oakland	3 1
									131 H	Oakland	1 3
									137 N	Stephen F. Austin	2 3
									138 A	UMKC	3 1
									138 H	UMKC	2 3
									142 A	North Dakota	0 3
									150 A	South Dakota St.	3 2
									150 H	South Dakota St.	3 0
									163 A	North Dakota St.	0 3
									163 H	North Dakota St.	3 0
									177 N	Green Bay	0 3
									206 N	Jacksonville St.	3 2
									206 N	Jacksonville St.	2 3
									219 N	Tennessee St.	3 1
									226 A	Western Ill.	3 1
									226 H	Western Ill.	0 3
									242 N	Southeastern La.	3 0
									246 A	Neb. Omaha	3 2
									246 H	Neb. Omaha	3 1
									260 N	Jackson St.	3 1
									309 N	Ark.-Pine Bluff	3 0
									312 N	Stetson	3 0

Non-Div. I Games:

South Dakota

Average RPI Win:		162	WON-LOST RECORD		WINNING PCT. RANK		LAST 10 GAMES		STRENGTH OF SCHEDULE		OPP. STRENGTH OF SCHEDULE		TEAM RPI		ADJ RPI		CONF. RPI		ADJ CONF. RPI	
DIV. I ONLY			6- 23		.2069 299		0- 10		21		61		166		.49469 157		5		5	
DIV. I NON-CONF.			6- 8		.42857 202		0- 0		39		105		112		.53594 111		5		5	
TOTALS		RPI 1-25		RPI 26-50		W-L RECORDS		RPI 51-100		RPI 101-150		RPI 150+								
6- 23		0- 6		0- 8		OVERALL		2- 4		1- 3		3- 2								
3- 9		0- 3		0- 4		HOME		2- 1		0- 0		1- 1								
0- 10		0- 3		0- 4		AWAY		0- 1		0- 2		0- 0								
3- 4		0- 0		0- 0		NEUTRAL		0- 2		1- 1		2- 1								
6- 8		0- 2		0- 0		NON-CONFERENCE		2- 2		1- 3		3- 1								
3- 1		0- 1		0- 0		HOME		2- 0		0- 0		1- 0								
0- 3		0- 1		0- 0		AWAY		0- 0		0- 2		0- 0								
3- 4		0- 0		0- 0		NEUTRAL		0- 2		1- 1		2- 1								
0- 15		0- 4		0- 8		CONFERENCE		0- 2		0- 0		0- 1								
0- 8		0- 2		0- 4		HOME		0- 1		0- 0		0- 1								
0- 7		0- 2		0- 4		AWAY		0- 1		0- 0		0- 0								
0- 0		0- 0		0- 0		NEUTRAL		0- 0		0- 0		0- 0								
RPI	S	Opponent		Score		RPI	S	Opponent		Score		RPI	S	Opponent		Score				
2	A	Penn St.		0	3	32	A	St. Mary's (CA)		0	3	54	A	San Francisco		0	3			
12	A	BYU		0	3	32	H	St. Mary's (CA)		0	3	54	H	San Francisco		0	3			
12	H	BYU		0	3	36	A	Pepperdine		1	3	68	H	Idaho St.		3	2			
14	H	Washington		0	3	36	H	Pepperdine		0	3	76	N	Ga. Southern		1	3			
24	A	San Diego		1	3	41	A	Santa Clara		1	3	80	N	Utah		0	3			
24	H	San Diego		1	3	41	H	Santa Clara		1	3	82	H	UNLV		3	2			
						48	A	Loyola Marymount		0	3									
						48	H	Loyola Marymount		0	3									
LAST 10 GAMES																				
32	H	St. Mary's (CA)		0	3	54	A	San Francisco		0	3									
24	H	San Diego		1	3	48	H	Loyola Marymount		0	3									
41	A	Santa Clara		1	3	36	H	Pepperdine		0	3									
48	A	Loyola Marymount		0	3	12	A	BYU		0	3									
12	H	BYU		0	3	54	H	San Francisco		0	3									

Non-Div. I Games:

Portland

[illegible]

Non-Div. I Games:

Ill.-Chicago

Average RPI Win: 234		WON-LOST	WINNING	LAST 10	STRENGTH OF		OPP. STRENGTH	TEAM	ADJ	CONF.	ADJ CONF.
Average RPI Loss: 143		RECORD	PCT. RANK	GAMES	SCHEDULE		OF SCHEDULE	RPI	RPI	RPI	RPI
DIV. I ONLY		20- 11	.64516	87	9- 1		230	237	151	.49451	159
DIV. I NON-CONF.		9- 4	.69231	81	1- 0		274	254	156	.49159	160
TOTALS		RPI 1-25	RPI 26-50		W-L RECORDS		RPI 51-100		RPI 101-150		RPI 150+
20- 11	0- 0	0- 2		OVERALL		2- 1		1- 3		17- 5	
10- 3	0- 0	0- 0		HOME		1- 0		1- 1		8- 2	
8- 5	0- 0	0- 1		AWAY		1- 1		0- 2		7- 1	
2- 3	0- 0	0- 1		NEUTRAL		0- 0		0- 0		2- 2	
9- 4	0- 0	0- 2		NON-CONFERENCE		1- 0		0- 0		8- 2	
4- 0	0- 0	0- 0		HOME		0- 0		0- 0		4- 0	
3- 1	0- 0	0- 1		AWAY		1- 0		0- 0		2- 0	
2- 3	0- 0	0- 1		NEUTRAL		0- 0		0- 0		2- 2	
11- 7	0- 0	0- 0		CONFERENCE		1- 1		1- 3		9- 3	
6- 3	0- 0	0- 0		HOME		1- 0		1- 1		4- 2	
5- 4	0- 0	0- 0		AWAY		0- 1		0- 2		5- 1	
0- 0	0- 0	0- 0		NEUTRAL		0- 0		0- 0		0- 0	
RPI S	Opponent	Score	RPI S	Opponent	Score	RPI S	Opponent	Score	RPI S	Opponent	Score
26 N	Michigan	1 3	70 A	Col. of Charleston	3 2	116 A	FGCU	0 3			
47 A	Missouri	0 3	96 A	Lipscomb	2 3	116 H	FGCU	1 3			
			96 H	Lipscomb	3 1	141 A	Northern Ky.	1 3			
						141 H	Northern Ky.	3 1			
						161 A	East Tenn. St.	1 3			
						161 H	East Tenn. St.	3 2			
						186 N	Nicholls St.	2 3			
						209 H	Davidson	3 2			
						214 A	Kennesaw St.	3 0			
						214 H	Kennesaw St.	0 3			
						216 H	Presbyterian	3 0			
						221 H	Florida A&M	3 0			
						222 A	Jacksonville	3 1			
						222 H	Jacksonville	3 0			
						229 A	Mercer	3 0			
						229 H	Mercer	2 3			
						241 N	Memphis	0 3			
						254 A	Winthrop	3 0			
						274 N	Western Caro.	3 1			
						277 A	USC Upstate	3 2			
						277 H	USC Upstate	3 0			
LAST 10 GAMES			LAST 10 GAMES			LAST 10 GAMES					
277 H	USC Upstate	3 0	214 A	Kennesaw St.	3 0	312 A	Stetson	3 1			
161 H	East Tenn. St.	3 2	116 H	FGCU	1 3	312 H	Stetson	3 0			
222 H	Jacksonville	3 0	141 H	Northern Ky.	3 1	322 A	Bethune-Cookman	3 0			
312 A	Stetson	3 1	96 H	Lipscomb	3 1	322 H	Bethune-Cookman	3 0			
229 A	Mercer	3 0	322 H	Bethune-Cookman	3 0	328 N	N.C. A&T	3 1			

Non-Div. I Games:

North Florida

Average RPI Win: 222		WON-LOST RECORD		WINNING PCT. RANK		LAST 10 GAMES		STRENGTH OF SCHEDULE		OPP. STRENGTH OF SCHEDULE		TEAM RPI		ADJ RPI		CONF. RPI		ADJ CONF. RPI	
DIV. I ONLY		14- 12		.53846 147		3- 7		151		198		159		.4935 160		16		17	
DIV. I NON-CONF.		6- 2		.75 59		0- 0		182		226		102		.54493 101		15		14	
TOTALS		RPI 1-25		RPI 26-50		W-L RECORDS		RPI 51-100		RPI 101-150		RPI 150+							
14- 12		0- 0		0- 1		OVERALL		1- 8		2- 0		11- 3							
4- 6		0- 0		0- 0		HOME		1- 3		1- 0		2- 3							
6- 5		0- 0		0- 0		AWAY		0- 5		1- 0		5- 0							
4- 1		0- 0		0- 1		NEUTRAL		0- 0		0- 0		4- 0							
6- 2		0- 0		0- 1		NON-CONFERENCE		0- 1		0- 0		6- 0							
0- 0		0- 0		0- 0		HOME		0- 0		0- 0		0- 0							
2- 1		0- 0		0- 0		AWAY		0- 1		0- 0		2- 0							
4- 1		0- 0		0- 1		NEUTRAL		0- 0		0- 0		4- 0							
8- 10		0- 0		0- 0		CONFERENCE		1- 7		2- 0		5- 3							
4- 6		0- 0		0- 0		HOME		1- 3		1- 0		2- 3							
4- 4		0- 0		0- 0		AWAY		0- 4		1- 0		3- 0							
0- 0		0- 0		0- 0		NEUTRAL		0- 0		0- 0		0- 0							
RPI S	Opponent	Score		RPI S	Opponent	Score		RPI S	Opponent	Score		RPI S	Opponent	Score					
				41 N	Santa Clara	2	3	60 A	Ohio	0	3	142 A	North Dakota	3	2				
								68 A	Idaho St.	0	3	142 H	North Dakota	3	2				
								68 H	Idaho St.	3	2	167 A	Akron	3	1				
								84 A	Northern Ariz.	0	3	183 N	Belmont	3	0				
								84 H	Northern Ariz.	2	3	191 H	Sacramento St.	1	3				
								86 A	Portland St.	1	3	224 N	Niagara	3	2				
								86 H	Portland St.	1	3	226 N	Western Ill.	3	2				
								92 A	Northern Colo.	1	3	240 H	Montana	2	3				
								92 H	Northern Colo.	0	3	244 A	Southern Utah	3	1				
												244 H	Southern Utah	1	3				
												262 A	Weber St.	3	2				
												262 H	Weber St.	3	0				
												284 A	SIU Edwardsville	3	1				
												291 A	Eastern Wash.	3	0				
												291 H	Eastern Wash.	3	2				
												321 N	Quinnipiac	3	0				
LAST 10 GAMES																			
				84 H	Northern Ariz.	2	3	86 A	Portland St.	1	3								
				244 H	Southern Utah	1	3	142 H	North Dakota	3	2								
				68 A	Idaho St.	0	3	92 H	Northern Colo.	0	3								
				262 A	Weber St.	3	2	240 H	Montana	2	3								
				291 A	Eastern Wash.	3	0	191 H	Sacramento St.	1	3								

Non-Div. I Games:

Montana St.

Average RPI Win: 221		WON-LOST RECORD		WINNING PCT. RANK		LAST 10 GAMES		STRENGTH OF SCHEDULE		OPP. STRENGTH OF SCHEDULE		TEAM RPI		ADJ RPI		CONF. RPI		ADJ CONF. RPI	
Average RPI Loss: 157																			
DIV. I ONLY		20- 12		.625 104		6- 4		181		226		135		.49342 161		21		21	
DIV. I NON-CONF.		9- 5		.64286 99		0- 0		199		222		134		.50539 138		24		24	
TOTALS		RPI 1-25		RPI 26-50		W-L RECORDS		RPI 51-100		RPI 101-150		RPI 150+							
20- 12		0- 0		0- 0		OVERALL		0- 4		3- 2		17- 6							
10- 1		0- 0		0- 0		HOME		0- 1		2- 0		8- 0							
4- 9		0- 0		0- 0		AWAY		0- 3		1- 2		3- 4							
6- 2		0- 0		0- 0		NEUTRAL		0- 0		0- 0		6- 2							
9- 5		0- 0		0- 0		NON-CONFERENCE		0- 2		0- 1		9- 2							
2- 0		0- 0		0- 0		HOME		0- 0		0- 0		2- 0							
1- 3		0- 0		0- 0		AWAY		0- 2		0- 1		1- 0							
6- 2		0- 0		0- 0		NEUTRAL		0- 0		0- 0		6- 2							
11- 7		0- 0		0- 0		CONFERENCE		0- 2		3- 1		8- 4							
8- 1		0- 0		0- 0		HOME		0- 1		2- 0		6- 0							
3- 6		0- 0		0- 0		AWAY		0- 1		1- 1		2- 4							
0- 0		0- 0		0- 0		NEUTRAL		0- 0		0- 0		0- 0							
RPI	S	Opponent	Score	RPI	S	Opponent	Score	RPI	S	Opponent	Score	RPI	S	Opponent	Score	RPI	S	Opponent	Score
								61	A	Clemson	0 3	102	A	Alabama	0 3				
								96	A	Lipscomb	0 3	116	A	FGCU	0 3				
								96	H	Lipscomb	1 3	116	H	FGCU	3 2				
								99	A	South Carolina	2 3	141	A	Northern Ky.	3 2				
												141	H	Northern Ky.	3 2				
												159	A	North Florida	2 3				
												159	H	North Florida	3 1				
												167	N	Akron	3 1				
												180	N	Temple	3 0				
												181	H	Marshall	3 1				
												184	N	Austin Peay	0 3				
												214	A	Kennesaw St.	3 0				
												214	H	Kennesaw St.	3 1				
												216	A	Presbyterian	3 0				
												222	A	Jacksonville	2 3				
												222	H	Jacksonville	3 0				
												229	A	Mercer	0 3				
												229	H	Mercer	3 1				
												230	N	Charlotte	3 1				
												239	N	Lamar	1 3				
												243	N	Chattanooga	3 0				
												269	N	UNC Asheville	3 2				
												274	H	Western Caro.	3 0				
												277	A	USC Upstate	2 3				
												277	H	USC Upstate	3 0				
												312	A	Stetson	3 2				
												312	H	Stetson	3 0				
LAST 10 GAMES																			

Non-Div. I Games:

East Tenn. St.

RPI	S	Opponent	Score	
317	N	Alabama St.	3	2

East Tenn. St.

E
a
s
t
T
e
n
n
.
S
t
.

E
a
s
t
T
e
n
n
.
S
t
.

Average RPI Win: 206		WON-LOST RECORD		WINNING PCT. RANK		LAST 10 GAMES		STRENGTH OF SCHEDULE		OPP. STRENGTH OF SCHEDULE		TEAM RPI		ADJ RPI		CONF. RPI		ADJ CONF. RPI	
DIV. I ONLY		13- 13		.5 170		5- 5		142		128		162		.49301 162		15		15	
DIV. I NON-CONF.		4- 8		.33333 244		0- 0		135		99		217		.45918 213		12		12	
TOTALS		RPI 1-25		RPI 26-50		W-L RECORDS		RPI 51-100		RPI 101-150		RPI 150+							
13- 13		0- 0		0- 2		OVERALL		0- 3		2- 4		11- 4							
4- 2		0- 0		0- 0		HOME		0- 0		1- 1		3- 1							
6- 6		0- 0		0- 2		AWAY		0- 2		1- 1		5- 1							
3- 5		0- 0		0- 0		NEUTRAL		0- 1		0- 2		3- 2							
4- 8		0- 0		0- 1		NON-CONFERENCE		0- 3		0- 2		4- 2							
0- 0		0- 0		0- 0		HOME		0- 0		0- 0		0- 0							
1- 3		0- 0		0- 1		AWAY		0- 2		0- 0		1- 0							
3- 5		0- 0		0- 0		NEUTRAL		0- 1		0- 2		3- 2							
9- 5		0- 0		0- 1		CONFERENCE		0- 0		2- 2		7- 2							
4- 2		0- 0		0- 0		HOME		0- 0		1- 1		3- 1							
5- 3		0- 0		0- 1		AWAY		0- 0		1- 1		4- 1							
0- 0		0- 0		0- 0		NEUTRAL		0- 0		0- 0		0- 0							
RPI	S	Opponent		Score		RPI	S	Opponent		Score		RPI	S	Opponent		Score			
				27	A	Oklahoma	0	3	78	A	Southern Ill.	0	3	110	N	New Mexico	2	3	
				30	A	Western Ky.	0	3	89	A	Missouri St.	1	3	118	A	North Texas	0	3	
									95	N	Eastern Mich.	1	3	118	H	North Texas	3	2	
														119	N	Oral Roberts	2	3	
														122	A	Arkansas St.	3	2	
														122	H	Arkansas St.	0	3	
														151	H	Troy	1	3	
														173	A	Middle Tenn.	3	2	
														182	A	FIU	3	2	
														184	N	Austin Peay	2	3	
														184	N	Austin Peay	3	2	
														186	N	Nicholls St.	3	0	
														197	A	La.-Lafayette	0	3	
														197	H	La.-Lafayette	3	2	
														204	N	SMU	2	3	
														207	H	South Ala.	3	1	
														241	A	Memphis	3	0	
														259	A	La.-Monroe	3	1	
														259	H	La.-Monroe	3	0	
														275	N	UT Martin	3	1	
														281	A	Fla. Atlantic	3	2	
				LAST 10 GAMES															
				118 A North Texas				173 A Middle Tenn.				3 2							
				259 A La.-Monroe				122 H Arkansas St.				0 3							
				197 H La.-Lafayette				197 A La.-Lafayette				0 3							
				122 A Arkansas St.				151 H Troy				1 3							
				30 A Western Ky.				207 H South Ala.				3 1							

Non-Div. I Games:

UALR

Average RPI Win:		195	WON-LOST RECORD		WINNING PCT. RANK		LAST 10 GAMES		STRENGTH OF SCHEDULE		OPP. STRENGTH OF SCHEDULE		TEAM RPI		ADJ RPI		CONF. RPI		ADJ CONF. RPI				
DIV. I ONLY			12- 16		.42857 205		5- 5		105		103		169		.49151 163		12		12				
DIV. I NON-CONF.			4- 8		.33333 244		1- 1		133		53		203		.47267 191		14		13				
TOTALS		RPI 1-25		RPI 26-50		W-L RECORDS		RPI 51-100		RPI 101-150		RPI 150+											
12- 16		0- 1		0- 2		OVERALL		0- 5		4- 6		8- 2											
5- 5		0- 0		0- 0		HOME		0- 1		2- 3		3- 1											
4- 8		0- 1		0- 0		AWAY		0- 3		2- 3		2- 1											
3- 3		0- 0		0- 2		NEUTRAL		0- 1		0- 0		3- 0											
4- 8		0- 1		0- 2		NON-CONFERENCE		0- 3		0- 2		4- 0											
1- 1		0- 0		0- 0		HOME		0- 0		0- 1		1- 0											
0- 4		0- 1		0- 0		AWAY		0- 2		0- 1		0- 0											
3- 3		0- 0		0- 2		NEUTRAL		0- 1		0- 0		3- 0											
8- 8		0- 0		0- 0		CONFERENCE		0- 2		4- 4		4- 2											
4- 4		0- 0		0- 0		HOME		0- 1		2- 2		2- 1											
4- 4		0- 0		0- 0		AWAY		0- 1		2- 2		2- 1											
0- 0		0- 0		0- 0		NEUTRAL		0- 0		0- 0		0- 0											
RPI	S	Opponent		Score		RPI	S	Opponent		Score		RPI	S	Opponent		Score							
8	A	Minnesota		0 3		27	N	Oklahoma		0 3		65	A	Wisconsin		0 3							
						42	N	Wichita St.				67	A	IPFW		2 3							
												67	H	IPFW		2 3							
												92	A	Northern Colo.		0 3							
												94	N	New Mexico St.		1 3							
														114		A	IUPUI	1 3					
														114		H	IUPUI	1 3					
														117		A	Northern Ill.	2 3					
														131		A	Oakland	3 1					
														131		H	Oakland	1 3					
														138		A	UMKC	3 1					
														138		H	UMKC	3 1					
														142		H	North Dakota	0 3					
														150		A	South Dakota St.	1 3					
														150		H	South Dakota St.	3 1					
														156		A	South Dakota	0 3					
														156		H	South Dakota	3 0					
														178		N	Air Force	3 1					
														220		N	Milwaukee	3 2					
														226		A	Western Ill.	3 1					
														226		H	Western Ill.	2 3					
														246		A	Neb. Omaha	3 0					
														246		H	Neb. Omaha	3 0					
														253		H	Drake	3 1					
														253		N	Drake	3 1					
LAST 10 GAMES																							
150 H South Dakota St.						3 1						226 A Western Ill.						3 1					
156 A South Dakota						0 3						114 A IUPUI						1 3					
138 A UMKC						3 1						253 H Drake						3 1					
131 H Oakland						1 3						246 H Neb. Omaha						3 0					
67 H IPFW						2 3						142 H North Dakota						0 3					

Non-Div. I Games:

North Dakota St.

Average RPI Win:	228	WON-LOST RECORD	WINNING PCT. RANK	LAST 10 GAMES	STRENGTH OF SCHEDULE	OPP. STRENGTH OF SCHEDULE	TEAM RPI	ADJ RPI	CONF. RPI	ADJ CONF. RPI		
Average RPI Loss:	93											
DIV. I ONLY	10- 18	.35714	240	5- 5	62	146	168	.48894	165	14	14	
DIV. I NON-CONF.	3- 11	.21429	280	0- 0	59	115	211	.46641	202	13	15	
<hr/>												
TOTALS	RPI 1-25	RPI 26-50		W-L RECORDS	RPI 51-100		RPI 101-150		RPI 150+			
10- 18	0- 3	0- 2		OVERALL	0- 5		1- 6		9- 2			
7- 4	0- 1	0- 0		HOME	0- 1		1- 0		6- 2			
2- 8	0- 1	0- 1		AWAY	0- 4		0- 2		2- 0			
1- 6	0- 1	0- 1		NEUTRAL	0- 0		0- 4		1- 0			
<hr/>												
3- 11	0- 3	0- 1		NON-CONFERENCE	0- 2		0- 4		3- 1			
2- 2	0- 1	0- 0		HOME	0- 0		0- 0		2- 1			
0- 3	0- 1	0- 0		AWAY	0- 2		0- 0		0- 0			
1- 6	0- 1	0- 1		NEUTRAL	0- 0		0- 4		1- 0			
<hr/>												
7- 7	0- 0	0- 1		CONFERENCE	0- 3		1- 2		6- 1			
5- 2	0- 0	0- 0		HOME	0- 1		1- 0		4- 1			
2- 5	0- 0	0- 1		AWAY	0- 2		0- 2		2- 0			
0- 0	0- 0	0- 0		NEUTRAL	0- 0		0- 0		0- 0			
<hr/>												
RPI S	Opponent	Score	RPI S	Opponent	Score	RPI S	Opponent	Score	RPI S	Opponent	Score	
12 H	BYU	0 3	29 A	Dayton	0 3	62 A	VCU	0 3	108 A	Duquesne	1 3	
16 N	Tennessee	0 3	44 N	UNI	0 3	62 H	VCU	0 3	108 H	Duquesne	3 1	
20 A	Purdue	0 3				64 A	Xavier	2 3	116 N	FGCU	0 3	
						81 A	Maryland	0 3	120 N	Pittsburgh	1 3	
						90 A	Wyoming	0 3	138 N	UMKC	2 3	
									145 A	Butler	0 3	
									146 N	Boston College	1 3	
									179 A	Saint Louis	3 2	
									180 H	Temple	3 2	
									194 H	Princeton	0 3	
									223 H	Rhode Island	2 3	
									230 A	Charlotte	3 1	
									230 H	Charlotte	3 0	
									232 H	New Hampshire	3 1	
									233 H	UMBC	3 2	
									273 H	Fordham	3 0	
									296 H	La Salle	3 0	
									322 N	Bethune-Cookman	3 0	
<hr/>												
LAST 10 GAMES												
108 A Duquesne						1	3	230 A Charlotte				3 1
223 H Rhode Island						2	3	62 A VCU				0 3
273 H Fordham						3	0	180 H Temple				3 2
64 A Xavier						2	3	296 H La Salle				3 0
29 A Dayton						0	3	108 H Duquesne				3 1

Non-Div. I Games:

George Washington

Average RPI Win:		168	WON-LOST RECORD		WINNING PCT. RANK		LAST 10 GAMES		STRENGTH OF SCHEDULE		OPP. STRENGTH OF SCHEDULE		TEAM RPI		ADJ RPI		CONF. RPI		ADJ CONF. RPI								
DIV. I ONLY			10- 19		.34483 250		2- 8		68		87		170		.48856 166		9		9								
DIV. I NON-CONF.			5- 9		.35714 239		0- 1		56		46		133		.51456 129		7		7								
TOTALS		RPI 1-25		RPI 26-50		W-L RECORDS		RPI 51-100		RPI 101-150		RPI 150+															
10- 19		0- 4		0- 4		OVERALL		2- 4		2- 4		6- 3															
4- 9		0- 2		0- 2		HOME		1- 2		1- 2		2- 1															
2- 8		0- 2		0- 2		AWAY		1- 1		0- 2		1- 1															
4- 2		0- 0		0- 0		NEUTRAL		0- 1		1- 0		3- 1															
5- 9		0- 2		0- 4		NON-CONFERENCE		0- 1		1- 0		4- 2															
1- 3		0- 1		0- 2		HOME		0- 0		0- 0		1- 0															
0- 4		0- 1		0- 2		AWAY		0- 0		0- 0		0- 1															
4- 2		0- 0		0- 0		NEUTRAL		0- 1		1- 0		3- 1															
5- 10		0- 2		0- 0		CONFERENCE		2- 3		1- 4		2- 1															
3- 6		0- 1		0- 0		HOME		1- 2		1- 2		1- 1															
2- 4		0- 1		0- 0		AWAY		1- 1		0- 2		1- 0															
0- 0		0- 0		0- 0		NEUTRAL		0- 0		0- 0		0- 0															
RPI	S	Opponent		Score		RPI	S	Opponent		Score		RPI	S	Opponent		Score											
4	H	Nebraska		0	3	39	H	Arizona St.		2	3	55	N	Oregon St.		1	3	101	H UC Santa Barbara	3 1							
15	A	Kansas St.		0	3	45	A	Arizona		0	3	63	H	Long Beach St.		0	3	131	N Oakland	3 0							
19	A	Hawaii		0	3	46	H	San Diego St.		0	3	79	A	Pacific		2	3	140	A UC Davis	0 3							
19	H	Hawaii		2	3	48	A	Loyola Marymount		0	3	79	H	Pacific		0	3	140	H UC Davis	0 3							
												87	A	Cal St. Northridge		3	1	148	A Cal St. Fullerton	2 3							
												87	H	Cal St. Northridge		3	0	148	H Cal St. Fullerton	1 3							
																		154	A Boise St.	1 3							
																		154	N Boise St.	0 3							
																		174	N American	3 1							
																		187	N San Jose St.	3 1							
																		188	H Colgate	3 1							
																		217	H Cal Poly	3 0							
																		244	N Southern Utah	3 0							
																		266	A UC Riverside	3 0							
																		266	H UC Riverside	1 3							
						LAST 10 GAMES																					
						148 H Cal St. Fullerton						1	3	87 H Cal St. Northridge						3	0						
						266 H UC Riverside						1	3	63 H Long Beach St.						0	3						
						79 A Pacific						2	3	46 H San Diego St.						0	3						
						140 A UC Davis						0	3	266 A UC Riverside						3	0						
						19 H Hawaii						2	3	148 A Cal St. Fullerton						2	3						

Non-Div. I Games:

UC Irvine

Average RPI Win: 237		WON-LOST RECORD	WINNING PCT. RANK	LAST 10 GAMES	STRENGTH OF SCHEDULE	OPP. STRENGTH OF SCHEDULE	TEAM RPI	ADJ RPI	CONF. RPI	ADJ CONF. RPI		
Average RPI Loss: 110												
DIV. I ONLY		16- 12	.57143	127	6- 4	238	183	176	.48806	167	11	11
DIV. I NON-CONF.		7- 5	.58333	133	0- 0	251	287	194	.47201	192	11	11
<hr/>												
TOTALS		RPI 1-25		RPI 26-50		W-L RECORDS		RPI 51-100		RPI 101-150		RPI 150+
16- 12		0- 0		0- 0		OVERALL		1- 6		1- 3		14- 3
10- 3		0- 0		0- 0		HOME		1- 2		1- 0		8- 1
4- 6		0- 0		0- 0		AWAY		0- 4		0- 2		4- 0
2- 3		0- 0		0- 0		NEUTRAL		0- 0		0- 1		2- 2
7- 5		0- 0		0- 0		NON-CONFERENCE		0- 1		0- 1		7- 3
4- 1		0- 0		0- 0		HOME		0- 0		0- 0		4- 1
1- 1		0- 0		0- 0		AWAY		0- 1		0- 0		1- 0
2- 3		0- 0		0- 0		NEUTRAL		0- 0		0- 1		2- 2
9- 7		0- 0		0- 0		CONFERENCE		1- 5		1- 2		7- 0
6- 2		0- 0		0- 0		HOME		1- 2		1- 0		4- 0
3- 5		0- 0		0- 0		AWAY		0- 3		0- 2		3- 0
0- 0		0- 0		0- 0		NEUTRAL		0- 0		0- 0		0- 0
RPI S	Opponent	Score	RPI S	Opponent	Score	RPI S	Opponent	Score	RPI S	Opponent	Score	
						60 A Ohio		0 3	117 A Northern Ill.		2 3	
						60 H Ohio		1 3	123 H Central Mich.		3 1	
						69 A Western Mich.		1 3	129 A Ball St.		1 3	
						71 A Bowling Green		1 3	141 N Northern Ky.		1 3	
						71 H Bowling Green		0 3	160 H Montana St.		1 3	
						95 H Eastern Mich.		3 1	161 N East Tenn. St.		1 3	
						99 A South Carolina		0 3	180 N Temple		0 3	
									198 H Youngstown St.		3 1	
									218 H Toledo		3 1	
									231 A Buffalo		3 0	
									231 H Buffalo		3 0	
									235 A Miami (OH)		3 0	
									235 H Miami (OH)		3 2	
									237 A Kent St.		3 0	
									237 H Kent St.		3 0	
									255 H Binghamton		3 2	
									269 N UNC Asheville		3 1	
									284 H SIU Edwardsville		3 0	
									307 A Bryant		3 0	
									314 N Holy Cross		3 0	
									321 H Quinnipiac		3 0	
LAST 10 GAMES												
						60 H Ohio		1 3	231 A Buffalo		3 0	
						237 H Kent St.		3 0	123 H Central Mich.		3 1	
						71 A Bowling Green		1 3	95 H Eastern Mich.		3 1	
						235 A Miami (OH)		3 0	117 A Northern Ill.		2 3	
						218 H Toledo		3 1	69 A Western Mich.		1 3	

Non-Div. I Games:

Akron

Average RPI Win:	265	WON-LOST	WINNING	LAST 10	STRENGTH OF	OPP. STRENGTH	TEAM	ADJ	CONF.	ADJ CONF.	
Average RPI Loss:	158	RECORD	PCT. RANK	GAMES	SCHEDULE	OF SCHEDULE	RPI	RPI	RPI	RPI	
DIV. I ONLY	20- 8	.71429	49	9- 1	280	269	160	.4878	169	26	28
DIV. I NON-CONF.	5- 5	.5	158	0- 0	310	160	251	.42633	246	30	29
<hr/>											
TOTALS	RPI 1-25	RPI 26-50		W-L RECORDS		RPI 51-100		RPI 101-150		RPI 150+	
20- 8	0- 0	0- 1		OVERALL		0- 1		0- 1		20- 5	
10- 0	0- 0	0- 0		HOME		0- 0		0- 0		10- 0	
7- 5	0- 0	0- 0		AWAY		0- 1		0- 1		7- 3	
3- 3	0- 0	0- 1		NEUTRAL		0- 0		0- 0		3- 2	
<hr/>											
5- 5	0- 0	0- 1		NON-CONFERENCE		0- 1		0- 1		5- 2	
1- 0	0- 0	0- 0		HOME		0- 0		0- 0		1- 0	
1- 2	0- 0	0- 0		AWAY		0- 1		0- 1		1- 0	
3- 3	0- 0	0- 1		NEUTRAL		0- 0		0- 0		3- 2	
<hr/>											
15- 3	0- 0	0- 0		CONFERENCE		0- 0		0- 0		15- 3	
9- 0	0- 0	0- 0		HOME		0- 0		0- 0		9- 0	
6- 3	0- 0	0- 0		AWAY		0- 0		0- 0		6- 3	
0- 0	0- 0	0- 0		NEUTRAL		0- 0		0- 0		0- 0	
<hr/>											
RPI S	Opponent	Score	RPI S	Opponent	Score	RPI S	Opponent	Score	RPI S	Opponent	Score
			38 N	Michigan St.	0 3	66 A	Duke	0 3	113 A	Connecticut	0 3
									176 A	Siena	1 3
									176 H	Siena	3 1
									185 N	UCF	3 2
									195 N	William & Mary	1 3
									208 A	Canisius	2 3
									208 H	Canisius	3 0
									220 N	Milwaukee	1 3
									224 A	Niagara	3 0
									224 H	Niagara	3 0
									250 A	Iona	0 3
									250 H	Iona	3 2
									258 A	Loyola Maryland	3 0
									258 H	Loyola Maryland	3 0
									261 A	Manhattan	3 2
									261 H	Manhattan	3 1
									270 A	Sacred Heart	3 0
									271 A	Marist	3 0
									271 H	Marist	3 0
									301 A	Rider	3 0
									301 H	Rider	3 0
			LAST 10 GAMES						305 N	Dartmouth	3 1
			208 H	Canisius	3 0	261 A	Manhattan	3 2	305 N	Dartmouth	3 0
			224 H	Niagara	3 0	325 A	Saint Peter's	3 0	321 H	Quinnipiac	3 0
			258 H	Loyola Maryland	3 0	224 A	Niagara	3 0	325 A	Saint Peter's	3 0
			301 H	Rider	3 0	208 A	Canisius	2 3	325 H	Saint Peter's	3 0
			250 H	Iona	3 2	271 H	Marist	3 0			

Non-Div. I Games:

Fairfield

Average RPI Win:	236	WON-LOST RECORD	WINNING PCT. RANK	LAST 10 GAMES	STRENGTH OF SCHEDULE	OPP. STRENGTH OF SCHEDULE	TEAM RPI	ADJ RPI	CONF. RPI	ADJ CONF. RPI					
DIV. I ONLY		9- 18	.33333	257	0- 10	90	70	182	.48438	170	5	5			
DIV. I NON-CONF.		8- 5	.61538	115	0- 0	233	185	152	.49508	154	5	5			
<hr/>															
TOTALS	RPI 1-25	RPI 26-50		W-L RECORDS		RPI 51-100		RPI 101-150		RPI 150+					
9- 18	0- 5	0- 8		OVERALL		1- 3		0- 1		8- 1					
2- 8	0- 2	0- 4		HOME		0- 1		0- 1		2- 0					
1- 9	0- 3	0- 4		AWAY		0- 2		0- 0		1- 0					
6- 1	0- 0	0- 0		NEUTRAL		1- 0		0- 0		5- 1					
8- 5	0- 1	0- 1		NON-CONFERENCE		1- 1		0- 1		7- 1					
2- 1	0- 0	0- 0		HOME		0- 0		0- 1		2- 0					
0- 3	0- 1	0- 1		AWAY		0- 1		0- 0		0- 0					
6- 1	0- 0	0- 0		NEUTRAL		1- 0		0- 0		5- 1					
1- 13	0- 4	0- 7		CONFERENCE		0- 2		0- 0		1- 0					
0- 7	0- 2	0- 4		HOME		0- 1		0- 0		0- 0					
1- 6	0- 2	0- 3		AWAY		0- 1		0- 0		1- 0					
0- 0	0- 0	0- 0		NEUTRAL		0- 0		0- 0		0- 0					
<hr/>															
RPI	S	Opponent	Score	RPI	S	Opponent	Score	RPI	S	Opponent	Score				
12	A	BYU	0 <div>3</div>	32	A	St. Mary's (CA)	0 <div>3</div>	54	A	San Francisco	0 <div>3</div>	150	H	South Dakota St.	2 <div>3</div>
12	H	BYU	0 <div>3</div>	32	H	St. Mary's (CA)	0 <div>3</div>	54	H	San Francisco	2 <div>3</div>	154	N	Boise St.	0 <div>3</div>
14	A	Washington	0 <div>3</div>	36	H	Pepperdine	0 <div>3</div>	82	A	UNLV	1 <div>3</div>	157	A	Portland	3 1
24	A	San Diego	1 <div>3</div>	39	A	Arizona St.	1 <div>3</div>	86	N	Portland St.	3 2	203	N	Villanova	3 2
24	H	San Diego	0 <div>3</div>	41	A	Santa Clara	1 <div>3</div>					266	H	UC Riverside	3 0
				41	H	Santa Clara	0 <div>3</div>					266	N	UC Riverside	3 0
				48	A	Loyola Marymount	0 <div>3</div>					281	N	Fla. Atlantic	3 2
				48	H	Loyola Marymount	0 <div>3</div>					287	N	Prairie View	3 0
												289	N	Texas Southern	3 0
												291	H	Eastern Wash.	3 0
<hr/>															
				LAST 10 GAMES											
24	H	San Diego	0 <div>3</div>	36	H	Pepperdine	0 <div>3</div>								
32	H	St. Mary's (CA)	0 <div>3</div>	48	H	Loyola Marymount	0 <div>3</div>								
54	A	San Francisco	0 <div>3</div>	32	A	St. Mary's (CA)	0 <div>3</div>								
48	A	Loyola Marymount	0 <div>3</div>	24	A	San Diego	1 <div>3</div>								
12	H	BYU	0 <div>3</div>	41	H	Santa Clara	0 <div>3</div>								

Non-Div. I Games:

Gonzaga

Average RPI Win: 237		WON-LOST	WINNING	LAST 10	STRENGTH OF		OPP. STRENGTH	TEAM	ADJ	CONF.	ADJ CONF.
Average RPI Loss: 140		RECORD	PCT. RANK	GAMES	SCHEDULE		OF SCHEDULE	RPI	RPI	RPI	RPI
DIV. I ONLY		16- 11	.59259	117	5- 5		234	204	171	.4843	171
DIV. I NON-CONF.		8- 5	.61538	115	0- 0		279	207	179	.47467	187
TOTALS		RPI 1-25	RPI 26-50		W-L RECORDS		RPI 51-100		RPI 101-150		RPI 150+
16- 11	0- 1	0- 1		OVERALL		1- 2		1- 1		14- 6	
6- 4	0- 0	0- 0		HOME		0- 1		0- 1		6- 2	
7- 3	0- 1	0- 0		AWAY		1- 0		1- 0		5- 2	
3- 4	0- 0	0- 1		NEUTRAL		0- 1		0- 0		3- 2	
8- 5	0- 1	0- 1		NON-CONFERENCE		0- 1		0- 0		8- 2	
3- 0	0- 0	0- 0		HOME		0- 0		0- 0		3- 0	
2- 1	0- 1	0- 0		AWAY		0- 0		0- 0		2- 0	
3- 4	0- 0	0- 1		NEUTRAL		0- 1		0- 0		3- 2	
8- 6	0- 0	0- 0		CONFERENCE		1- 1		1- 1		6- 4	
3- 4	0- 0	0- 0		HOME		0- 1		0- 1		3- 2	
5- 2	0- 0	0- 0		AWAY		1- 0		1- 0		3- 2	
0- 0	0- 0	0- 0		NEUTRAL		0- 0		0- 0		0- 0	
RPI S	Opponent	Score		RPI S	Opponent	Score		RPI S	Opponent	Score	
1 A	Stanford	1	3	41 N	Santa Clara	0	3	79 N	Pacific	0	3
								83 A	Cleveland St.	3	0
								83 H	Cleveland St.	1	3
								139 A	Valparaiso	3	2
								139 H	Valparaiso	1	3
								158 A	Ill.-Chicago	2	3
								158 H	Ill.-Chicago	1	3
								177 A	Green Bay	0	3
								177 H	Green Bay	3	2
								198 A	Youngstown St.	3	1
								198 H	Youngstown St.	2	3
								201 H	DePaul	3	1
								220 A	Milwaukee	3	1
								220 H	Milwaukee	3	2
								224 N	Niagara	3	0
								226 N	Western Ill.	0	3
								261 N	Manhattan	3	0
								277 H	USC Upstate	3	1
								284 N	SIU Edwardsville	1	3
								288 A	Indiana St.	3	1
								294 N	Bucknell	3	0
								296 A	La Salle	3	0
								298 A	Wright St.	3	2
								298 H	Wright St.	3	1
								319 H	Chicago St.	3	0
LAST 10 GAMES											
				158 A	Ill.-Chicago	2	3	298 A	Wright St.	3	2
				220 A	Milwaukee	3	1	139 A	Valparaiso	3	2
				177 A	Green Bay	0	3	158 H	Ill.-Chicago	1	3
				83 H	Cleveland St.	1	3	177 H	Green Bay	3	2
				198 H	Youngstown St.	2	3	220 H	Milwaukee	3	2

Non-Div. I Games:

Loyola Chicago

Average RPI Win: 274		WON-LOST	WINNING	LAST 10	STRENGTH OF		OPP. STRENGTH	TEAM	ADJ	CONF.	ADJ CONF.
Average RPI Loss: 187		RECORD	PCT. RANK	GAMES	SCHEDULE		OF SCHEDULE	RPI	RPI	RPI	RPI
DIV. I ONLY		25- 5	.83333	17	317		301	165	.48392	172	32
DIV. I NON-CONF.		13- 4	.76471	57	280		286	135	.50078	147	32
TOTALS		RPI 1-25	RPI 26-50		W-L RECORDS		RPI 51-100		RPI 101-150		RPI 150+
25- 5	0- 0	0- 0		OVERALL		0- 0		1- 1		24- 4	
6- 0	0- 0	0- 0		HOME		0- 0		0- 0		6- 0	
9- 3	0- 0	0- 0		AWAY		0- 0		0- 0		9- 3	
10- 2	0- 0	0- 0		NEUTRAL		0- 0		1- 1		9- 1	
13- 4	0- 0	0- 0		NON-CONFERENCE		0- 0		1- 1		12- 3	
0- 0	0- 0	0- 0		HOME		0- 0		0- 0		0- 0	
3- 2	0- 0	0- 0		AWAY		0- 0		0- 0		3- 2	
10- 2	0- 0	0- 0		NEUTRAL		0- 0		1- 1		9- 1	
12- 1	0- 0	0- 0		CONFERENCE		0- 0		0- 0		12- 1	
6- 0	0- 0	0- 0		HOME		0- 0		0- 0		6- 0	
6- 1	0- 0	0- 0		AWAY		0- 0		0- 0		6- 1	
0- 0	0- 0	0- 0		NEUTRAL		0- 0		0- 0		0- 0	
RPI S	Opponent	Score	RPI S	Opponent	Score	RPI S	Opponent	Score	RPI S	Opponent	Score
									110 N	New Mexico	1 3
									118 N	North Texas	3 2
									151 N	Troy	3 2
									155 N	Utah Valley	0 3
									189 A	West Virginia	3 1
									211 A	CSU Bakersfield	1 3
									211 A	CSU Bakersfield	1 3
									214 N	Kennesaw St.	3 0
									244 N	Southern Utah	3 2
									249 A	Hampton	1 3
									249 H	Hampton	3 1
									260 N	Jackson St.	3 0
									267 N	Radford	3 1
									268 N	NJIT	3 1
									269 N	UNC Asheville	3 0
									283 A	Coppin St.	3 0
									283 H	Coppin St.	3 0
									290 A	Norfolk St.	3 2
									290 H	Norfolk St.	3 1
									298 N	Wright St.	3 2
									304 A	Morgan St.	3 1
									304 H	Morgan St.	3 0
									315 A	Delaware St.	3 0
									315 H	Delaware St.	3 0
									317 A	Alabama St.	3 0
									320 A	Howard	3 2
									320 H	Howard	3 0
			LAST 10 GAMES								
			249 A	Hampton	1 3	304 H	Morgan St.	3 0	315 A	Delaware St.	3 0
			290 A	Norfolk St.	3 2	315 H	Delaware St.	3 0	315 H	Delaware St.	3 0
			283 A	Coppin St.	3 0	290 H	Norfolk St.	3 1	317 A	Alabama St.	3 0
			304 A	Morgan St.	3 1	249 H	Hampton	3 1	320 A	Howard	3 2
			320 H	Howard	3 0	283 H	Coppin St.	3 0	320 H	Howard	3 0

Non-Div. I Games:

UMES

RPI	S	Opponent	Score	
323	A	St. Francis (NY)	3	1
325	N	Saint Peter's	3	0
329	A	Savannah St.	3	0

UMES

U
M
E
S

U
M
E
S

Average RPI Win:		207	WON-LOST RECORD		WINNING PCT. RANK		LAST 10 GAMES		STRENGTH OF SCHEDULE		OPP. STRENGTH OF SCHEDULE		TEAM RPI		ADJ RPI		CONF. RPI		ADJ CONF. RPI	
DIV. I ONLY			10- 22		.3125 269		5- 5		45		133		173		.48366 173		15		15	
DIV. I NON-CONF.			3- 14		.17647 295		0- 1		13		94		163		.49123 162		12		12	
TOTALS		RPI 1-25		RPI 26-50		W-L RECORDS		RPI 51-100		RPI 101-150		RPI 150+								
10- 22		0- 3		0- 2		OVERALL		1- 7		0- 3		9- 7								
3- 9		0- 0		0- 1		HOME		0- 2		0- 2		3- 4								
5- 9		0- 2		0- 1		AWAY		0- 2		0- 1		5- 3								
2- 4		0- 1		0- 0		NEUTRAL		1- 3		0- 0		1- 0								
3- 14		0- 3		0- 0		NON-CONFERENCE		1- 7		0- 1		2- 3								
1- 4		0- 0		0- 0		HOME		0- 2		0- 1		1- 1								
0- 6		0- 2		0- 0		AWAY		0- 2		0- 0		0- 2								
2- 4		0- 1		0- 0		NEUTRAL		1- 3		0- 0		1- 0								
7- 8		0- 0		0- 2		CONFERENCE		0- 0		0- 2		7- 4								
2- 5		0- 0		0- 1		HOME		0- 0		0- 1		2- 3								
5- 3		0- 0		0- 1		AWAY		0- 0		0- 1		5- 1								
0- 0		0- 0		0- 0		NEUTRAL		0- 0		0- 0		0- 0								
RPI	S	Opponent		Score		RPI	S	Opponent		Score		RPI	S	Opponent		Score				
5	A	Louisville		0	3	30	A	Western Ky.		0	3	53	A	Virginia Tech		1	3			
18	A	North Carolina		0	3	30	H	Western Ky.		0	3	62	A	VCU		2	3			
21	N	Miami (FL)		1	3							69	N	Western Mich.		0	3			
												75	N	LSU		0	3			
												77	N	Towson		3	1			
												82	N	UNLV		0	3			
												91	H	UTSA		1	3			
												97	H	Furman		0	3			
														118 A North Texas		0	3			
														122 H Arkansas St.		1	3			
														140 H UC Davis		2	3			
														151 A Troy		1	3			
														151 H Troy		0	3			
														162 H UALR		2	3			
														168 A UAB		1	3			
														168 H UAB		3	0			
														182 A FIU		3	0			
														182 H FIU		3	0			
														184 A Austin Peay		2	3			
														184 H Austin Peay		0	3			
														197 A La.-Lafayette		3	1			
														207 A South Ala.		3	1			
														207 H South Ala.		2	3			
														238 N Harvard		3	2			
														259 A La.-Monroe		3	0			
														281 A Fla. Atlantic		3	1			
														281 H Fla. Atlantic		3	1			
LAST 10 GAMES																				
30 A Western Ky.						0	3	122 H Arkansas St.						1	3					
151 A Troy						1	3	162 H UALR						2	3					
207 A South Ala.						3	1	168 A UAB						1	3					
182 A FIU						3	0	182 H FIU						3	0					
281 A Fla. Atlantic						3	1	281 H Fla. Atlantic						3	1					

Non-Div. I Games:

Middle Tenn.

Average RPI Win:	263	WON-LOST RECORD	WINNING PCT. RANK	LAST 10 GAMES	STRENGTH OF SCHEDULE	OPP. STRENGTH OF SCHEDULE	TEAM RPI	ADJ RPI	CONF. RPI	ADJ CONF. RPI		
Average RPI Loss:	125											
DIV. I ONLY		20- 9	.68966	65	8- 2	293	239	175	.4818	174	27	26
DIV. I NON-CONF.		9- 6	.6	122	1- 1	294	159	200	.4663	203	27	25
<hr/>												
TOTALS	RPI 1-25	RPI 26-50		W-L RECORDS		RPI 51-100		RPI 101-150		RPI 150+		
20- 9	0- 1	0- 1		OVERALL		0- 2		1- 1		19- 4		
7- 4	0- 0	0- 0		HOME		0- 1		0- 1		7- 2		
9- 3	0- 0	0- 1		AWAY		0- 1		1- 0		8- 1		
4- 2	0- 1	0- 0		NEUTRAL		0- 0		0- 0		4- 1		
<hr/>												
9- 6	0- 1	0- 1		NON-CONFERENCE		0- 2		0- 0		9- 2		
2- 2	0- 0	0- 0		HOME		0- 1		0- 0		2- 1		
3- 2	0- 0	0- 1		AWAY		0- 1		0- 0		3- 0		
4- 2	0- 1	0- 0		NEUTRAL		0- 0		0- 0		4- 1		
<hr/>												
11- 3	0- 0	0- 0		CONFERENCE		0- 0		1- 1		10- 2		
5- 2	0- 0	0- 0		HOME		0- 0		0- 1		5- 1		
6- 1	0- 0	0- 0		AWAY		0- 0		1- 0		5- 1		
0- 0	0- 0	0- 0		NEUTRAL		0- 0		0- 0		0- 0		
<hr/>												
RPI S	Opponent	Score		RPI S	Opponent	Score		RPI S	Opponent	Score		
17 N	Texas A&M	0 3		45 A	Arizona	0 3		72 A	Yale	0 3		
								81 H	Maryland	0 3		
								144 A	Army	3 0		
								144 H	Army	2 3		
								154 N	Boise St.	3 1		
								166 N	UC Irvine	1 3		
								188 A	Colgate	0 3		
								188 H	Colgate	3 1		
								202 A	Lehigh	3 0		
								202 H	Lehigh	2 3		
								210 A	UNC Greensboro	3 2		
								213 H	Georgetown	0 3		
								248 N	Stony Brook	3 0		
								263 A	Navy	3 1		
								263 H	Navy	3 2		
								269 N	UNC Asheville	3 0		
								276 H	George Mason	3 0		
								283 H	Coppin St.	3 0		
								294 A	Bucknell	3 1		
								294 H	Bucknell	3 0		
								300 A	Lafayette	3 0		
								300 H	Lafayette	3 0		
								304 A	Morgan St.	3 1		
								314 A	Holy Cross	3 2		
								314 H	Holy Cross	3 0		
								320 A	Howard	3 0		
								328 N	N.C. A&T	3 0		
				LAST 10 GAMES								
				294 H	Bucknell	3 0		81 H	Maryland	0 3		
				188 H	Colgate	3 1		144 A	Army	3 0		
				300 A	Lafayette	3 0		314 A	Holy Cross	3 2		
				202 A	Lehigh	3 0		320 A	Howard	3 0		
				263 A	Navy	3 1		188 A	Colgate	0 3		

Non-Div. I Games:

American

Average RPI Win: 243		WON-LOST	WINNING	LAST 10	STRENGTH OF		OPP. STRENGTH	TEAM	ADJ	CONF.	ADJ CONF.
Average RPI Loss: 144		RECORD	PCT. RANK	GAMES	SCHEDULE		OF SCHEDULE	RPI	RPI	RPI	RPI
DIV. I ONLY		18- 13	.58065	122	5- 5		235	232	180	.48058	175
DIV. I NON-CONF.		12- 7	.63158	112	0- 1		235	256	159	.49412	156
TOTALS		RPI 1-25	RPI 26-50		W-L RECORDS		RPI 51-100		RPI 101-150		RPI 150+
18- 13	0- 0	0- 0		OVERALL		0- 2		1- 7		17- 4	
11- 5	0- 0	0- 0		HOME		0- 0		0- 3		11- 2	
4- 6	0- 0	0- 0		AWAY		0- 1		0- 3		4- 2	
3- 2	0- 0	0- 0		NEUTRAL		0- 1		1- 1		2- 0	
12- 7	0- 0	0- 0		NON-CONFERENCE		0- 1		1- 4		11- 2	
8- 2	0- 0	0- 0		HOME		0- 0		0- 2		8- 0	
1- 3	0- 0	0- 0		AWAY		0- 0		0- 1		1- 2	
3- 2	0- 0	0- 0		NEUTRAL		0- 1		1- 1		2- 0	
6- 6	0- 0	0- 0		CONFERENCE		0- 1		0- 3		6- 2	
3- 3	0- 0	0- 0		HOME		0- 0		0- 1		3- 2	
3- 3	0- 0	0- 0		AWAY		0- 1		0- 2		3- 0	
0- 0	0- 0	0- 0		NEUTRAL		0- 0		0- 0		0- 0	
RPI S	Opponent	Score	RPI S	Opponent	Score	RPI S	Opponent	Score	RPI S	Opponent	Score
						77 A	Towson	0 3	103 N	A&M-Corpus Christi	0 3
						95 N	Eastern Mich.	0 3	106 A	Northeastern	1 3
									106 H	Northeastern	0 3
									118 A	North Texas	0 3
									119 N	Oral Roberts	3 1
									121 H	Seton Hall	0 3
									132 H	LIU Brooklyn	1 3
									136 A	Delaware	2 3
									153 A	Columbia	2 3
									176 H	Siena	3 2
									188 N	Colgate	3 2
									194 H	Princeton	3 1
									195 H	William & Mary	2 3
									199 A	James Madison	3 1
									199 H	James Madison	3 1
									223 N	Rhode Island	3 2
									227 A	UNC Wilmington	3 0
									227 H	UNC Wilmington	3 1
									245 H	Georgia St.	3 0
									250 A	Iona	0 3
									266 H	UC Riverside	3 0
									271 H	Marist	3 0
									273 H	Fordham	3 2
									276 A	George Mason	3 0
									276 H	George Mason	1 3
									313 H	Fairleigh Dickinson	3 1
									323 A	St. Francis (NY)	3 0
LAST 10 GAMES						199 A	James Madison	3 1	77 A	Towson	0 3
						276 A	George Mason	3 0	106 H	Northeastern	0 3
						227 A	UNC Wilmington	3 0	276 H	George Mason	1 3
						245 H	Georgia St.	3 0	199 H	James Madison	3 1
						136 A	Delaware	2 3	250 A	Iona	0 3

Non-Div. I Games:

Hofstra

RPI	S	Opponent	Score	
323	H	St. Francis (NY)	3	0
326	H	Providence	3	0

Hofstra

H
o
f
s
t
r
a

H
o
f
s
t
r
a

S
i
e
n
a

Siena

RPI	S	Opponent	Score	
323	N	St. Francis (NY)	3	0
325	A	Saint Peter's	3	0
325	H	Saint Peter's	3	0

Siena

S
i
e
n
a

S
i
e
n
a

Average RPI Win:	224		WON-LOST RECORD	WINNING PCT. RANK	LAST 10 GAMES		STRENGTH OF SCHEDULE	OPP. STRENGTH OF SCHEDULE	TEAM RPI	ADJ RPI	CONF. RPI	ADJ CONF. RPI		
Average RPI Loss:	133													
DIV. I ONLY		15- 13	.53571	149	6- 4		203	196	178	.47949	177	18	19	
DIV. I NON-CONF.		9- 5	.64286	99	1- 0		225	183	137	.50332	143	20	20	
<hr/>														
TOTALS	RPI 1-25		RPI 26-50		W-L RECORDS		RPI 51-100			RPI 101-150		RPI 150+		
15- 13	0- 0		0- 1		OVERALL		0- 2			1- 6		14- 4		
6- 5	0- 0		0- 1		HOME		0- 1			0- 2		6- 1		
4- 8	0- 0		0- 0		AWAY		0- 1			0- 4		4- 3		
5- 0	0- 0		0- 0		NEUTRAL		0- 0			1- 0		4- 0		
<hr/>														
9- 5	0- 0		0- 1		NON-CONFERENCE		0- 0			1- 4		8- 0		
2- 2	0- 0		0- 1		HOME		0- 0			0- 1		2- 0		
2- 3	0- 0		0- 0		AWAY		0- 0			0- 3		2- 0		
5- 0	0- 0		0- 0		NEUTRAL		0- 0			1- 0		4- 0		
<hr/>														
6- 8	0- 0		0- 0		CONFERENCE		0- 2			0- 2		6- 4		
4- 3	0- 0		0- 0		HOME		0- 1			0- 1		4- 1		
2- 5	0- 0		0- 0		AWAY		0- 1			0- 1		2- 3		
0- 0	0- 0		0- 0		NEUTRAL		0- 0			0- 0		0- 0		
<hr/>														
RPI S	Opponent	Score	RPI S	Opponent	Score	RPI S	Opponent	Score	RPI S	Opponent	Score	RPI S	Opponent	Score
			49 H Auburn	0	3				83 A Cleveland St.	0	3	117 A Northern Ill.	1	3
									83 H Cleveland St.	1	3	123 H Central Mich.	0	3
												137 N Stephen F. Austin	3	2
												139 A Valparaiso	0	3
												139 H Valparaiso	0	3
												142 A North Dakota	0	3
												150 A South Dakota St.	2	3
												156 N South Dakota	3	0
												158 A Ill.-Chicago	0	3
												158 H Ill.-Chicago	1	3
												164 N High Point	3	0
												171 A Loyola Chicago	2	3
												171 H Loyola Chicago	3	0
												198 A Youngstown St.	3	2
												198 H Youngstown St.	3	2
												201 A DePaul	3	2
												209 A Davidson	3	2
												220 A Milwaukee	2	3
												220 H Milwaukee	3	1
												234 N Bradley	3	2
						253 H Drake	3	0						
LAST 10 GAMES														
139 A Valparaiso	0	3	83 A Cleveland St.	0	3	298 A Wright St.	3	0						
298 A Wright St.	3	0	198 A Youngstown St.	3	2	310 N N.C. Central	3	0						
158 H Ill.-Chicago	1	3	298 H Wright St.	3	0	319 H Chicago St.	3	0						
171 H Loyola Chicago	3	0	139 H Valparaiso	0	3									
220 H Milwaukee	3	1	319 H Chicago St.	3	0									

Non-Div. I Games:

Green Bay

Average RPI Win:		210	WON-LOST RECORD		WINNING PCT. RANK		LAST 10 GAMES		STRENGTH OF SCHEDULE		OPP. STRENGTH OF SCHEDULE		TEAM RPI		ADJ RPI		CONF. RPI		ADJ CONF. RPI	
DIV. I ONLY			9- 17		.34615 248		2- 8		95		105		186		.47922 178		7		7	
DIV. I NON-CONF.			6- 8		.42857 202		0- 0		97		139		151		.50163 146		8		8	
TOTALS		RPI 1-25		RPI 26-50		W-L RECORDS		RPI 51-100		RPI 101-150		RPI 150+								
9- 17		0- 1		0- 4		OVERALL		1- 4		2- 5		6- 3								
5- 6		0- 0		0- 1		HOME		1- 2		1- 2		3- 1								
1- 7		0- 0		0- 2		AWAY		0- 2		0- 2		1- 1								
3- 4		0- 1		0- 1		NEUTRAL		0- 0		1- 1		2- 1								
6- 8		0- 1		0- 1		NON-CONFERENCE		0- 2		2- 3		4- 1								
3- 2		0- 0		0- 0		HOME		0- 1		1- 1		2- 0								
0- 2		0- 0		0- 0		AWAY		0- 1		0- 1		0- 0								
3- 4		0- 1		0- 1		NEUTRAL		0- 0		1- 1		2- 1								
3- 9		0- 0		0- 3		CONFERENCE		1- 2		0- 2		2- 2								
2- 4		0- 0		0- 1		HOME		1- 1		0- 1		1- 1								
1- 5		0- 0		0- 2		AWAY		0- 1		0- 1		1- 1								
0- 0		0- 0		0- 0		NEUTRAL		0- 0		0- 0		0- 0								
RPI	S	Opponent		Score		RPI	S	Opponent		Score		RPI	S	Opponent		Score				
12	N	BYU		0 3		27	N	Oklahoma		0 3		74	H	Fresno St.		3 1				
						35	A	Colorado St.		0 3		82	H	UNLV		1 3				
						46	A	San Diego St.		0 3		88	H	Colorado		2 3				
						46	H	San Diego St.		2 3		90	A	Wyoming		0 3				
												92	A	Northern Colo.		1 3				
														110 A New Mexico		0 3				
														110 H New Mexico		2 3				
														112 A Rice		0 3				
														122 N Arkansas St.		3 1				
														124 H Washington St.		1 3				
														130 H Denver		3 2				
														144 N Army		1 3				
														154 A Boise St.		0 3				
														154 H Boise St.		0 3				
														163 N North Dakota St.		1 3				
														211 H CSU Bakersfield		3 0				
														247 A Nevada		3 1				
														247 H Nevada		3 1				
														263 N Navy		3 2				
														290 H Norfolk St.		3 0				
														306 N Citadel		3 0				

[illegible]

Non-Div. I Games:

Saint Louis

Average RPI Win:	245	WON-LOST RECORD	WINNING PCT. RANK	LAST 10 GAMES	STRENGTH OF SCHEDULE	OPP. STRENGTH OF SCHEDULE	TEAM RPI	ADJ RPI	CONF. RPI	ADJ CONF. RPI		
Average RPI Loss:	143											
DIV. I ONLY		18- 10	.64286	92	5- 5	275	206	174	.47802	180	14	14
DIV. I NON-CONF.		9- 4	.69231	81	0- 0	289	258	168	.48347	175	13	15
<hr/>												
TOTALS	RPI 1-25	RPI 26-50		W-L RECORDS		RPI 51-100		RPI 101-150		RPI 150+		
18- 10	0- 0	0- 1		OVERALL		1- 2		0- 2		17- 5		
9- 2	0- 0	0- 1		HOME		1- 1		0- 0		8- 0		
4- 6	0- 0	0- 0		AWAY		0- 1		0- 2		4- 3		
5- 2	0- 0	0- 0		NEUTRAL		0- 0		0- 0		5- 2		
<hr/>												
9- 4	0- 0	0- 0		NON-CONFERENCE		0- 1		0- 0		9- 3		
4- 0	0- 0	0- 0		HOME		0- 0		0- 0		4- 0		
1- 2	0- 0	0- 0		AWAY		0- 1		0- 0		1- 1		
4- 2	0- 0	0- 0		NEUTRAL		0- 0		0- 0		4- 2		
<hr/>												
9- 6	0- 0	0- 1		CONFERENCE		1- 1		0- 2		8- 2		
5- 2	0- 0	0- 1		HOME		1- 1		0- 0		4- 0		
3- 4	0- 0	0- 0		AWAY		0- 0		0- 2		3- 2		
1- 0	0- 0	0- 0		NEUTRAL		0- 0		0- 0		1- 0		
<hr/>												
RPI S	Opponent	Score	RPI S	Opponent	Score	RPI S	Opponent	Score	RPI S	Opponent	Score	
			29 H Dayton	0	3	62 H VCU	0	3	108 A Duquesne	0	3	
						64 H Xavier	3	2	145 A Butler	1	3	
						99 A South Carolina	0	3	161 N East Tenn. St.	0	3	
									165 A George Washington	2	3	
									167 N Akron	3	0	
									179 A Saint Louis	3	2	
									193 A Penn	3	1	
									203 N Villanova	2	3	
									223 A Rhode Island	2	3	
									223 H Rhode Island	3	0	
									230 H Charlotte	3	0	
									235 A Miami (OH)	1	3	
									251 H Central Conn. St.	3	1	
									256 H Cornell	3	0	
									263 H Navy	3	0	
									268 H NJIT	3	0	
									269 N UNC Asheville	3	0	
									273 A Fordham	3	2	
									273 H Fordham	3	0	
									288 N Indiana St.	3	1	
									296 A La Salle	3	0	
			LAST 10 GAMES						296 H La Salle	3	0	
			296 H La Salle	3	0	223 A Rhode Island	2	3	296 N La Salle	3	0	
			145 A Butler	1	3	273 A Fordham	3	2	319 N Chicago St.	3	0	
			179 A Saint Louis	3	2	165 A George Washington	2	3				
			230 H Charlotte	3	0	108 A Duquesne	0	3				
			62 H VCU	0	3	296 A La Salle	3	0				

Non-Div. I Games:

Temple

Average RPI Win: 218		WON-LOST RECORD		WINNING PCT. RANK		LAST 10 GAMES		STRENGTH OF SCHEDULE		OPP. STRENGTH OF SCHEDULE		TEAM RPI		ADJ RPI		CONF. RPI		ADJ CONF. RPI					
DIV. I ONLY		18- 12		.6 111		3- 7		237		209		167		.4736 181		22		22					
DIV. I NON-CONF.		10- 4		.71429 70		0- 0		110		175		82		.56701 82		18		18					
TOTALS		RPI 1-25		RPI 26-50		W-L RECORDS		RPI 51-100		RPI 101-150		RPI 150+											
18- 12		0- 1		0- 0		OVERALL		1- 2		4- 1		13- 8											
11- 2		0- 0		0- 0		HOME		1- 0		3- 0		7- 2											
3- 8		0- 1		0- 0		AWAY		0- 1		0- 0		3- 6											
4- 2		0- 0		0- 0		NEUTRAL		0- 1		1- 1		3- 0											
10- 4		0- 1		0- 0		NON-CONFERENCE		1- 1		2- 1		7- 1											
5- 0		0- 0		0- 0		HOME		1- 0		1- 0		3- 0											
1- 2		0- 1		0- 0		AWAY		0- 0		0- 0		1- 1											
4- 2		0- 0		0- 0		NEUTRAL		0- 1		1- 1		3- 0											
8- 8		0- 0		0- 0		CONFERENCE		0- 1		2- 0		6- 7											
6- 2		0- 0		0- 0		HOME		0- 0		2- 0		4- 2											
2- 6		0- 0		0- 0		AWAY		0- 1		0- 0		2- 5											
0- 0		0- 0		0- 0		NEUTRAL		0- 0		0- 0		0- 0											
RPI	S	Opponent		Score		RPI	S	Opponent		Score		RPI	S	Opponent		Score							
5	A	Louisville		0 3								57	A	Tulsa		0 3		111	N	Samford		0 3	
												66	N	Duke		0 3		112	H	Rice		3 0	
												73	H	Morehead St.		3 2		114	H	IUPUI		3 2	
																		128	N	Liberty		3 0	
																		147	H	UTEP		3 0	
																		161	A	East Tenn. St.		1 3	
																		168	A	UAB		0 3	
																		168	H	UAB		2 3	
																		185	A	UCF		1 3	
																		185	H	UCF		3 2	
																		204	A	SMU		3 2	
																		211	A	Houston		1 3	
																		225	N	Coastal Caro.		3 0	
																		233	N	UMBC		3 1	
																		235	H	Miami (OH)		3 2	
																		237	A	Kent St.		3 0	
																		241	A	Memphis		2 3	
																		241	H	Memphis		2 3	
																		264	H	Eastern Ky.		3 0	
																		278	N	Saint Francis (PA)		3 0	
																		279	A	Southern Miss.		0 3	
																		279	H	Southern Miss.		3 2	
																		285	H	Tulane		3 0	
																		298	H	Wright St.		3 0	
																		316	A	East Carolina		3 1	
																		316	H	East Carolina		3 1	

Non-Div. I Games:

Marshall

Average RPI Win:	244	WON-LOST	WINNING	LAST 10	STRENGTH OF	OPP. STRENGTH	TEAM	ADJ	CONF.	ADJ CONF.	
Average RPI Loss:	133	RECORD	PCT. RANK	GAMES	SCHEDULE	OF SCHEDULE	RPI	RPI	RPI	RPI	
DIV. I ONLY	15- 15	.5	170	7- 3	163	215	181	.47247	183	24	24
DIV. I NON-CONF.	4- 10	.28571	261	0- 0	79	143	199	.46694	201	23	23
<hr/>											
TOTALS	RPI 1-25	RPI 26-50		W-L RECORDS		RPI 51-100		RPI 101-150		RPI 150+	
15- 15	0- 0	0- 1		OVERALL		0- 7		0- 1		15- 6	
7- 5	0- 0	0- 1		HOME		0- 3		0- 0		7- 1	
6- 7	0- 0	0- 0		AWAY		0- 4		0- 0		6- 3	
2- 3	0- 0	0- 0		NEUTRAL		0- 0		0- 1		2- 2	
<hr/>											
4- 10	0- 0	0- 1		NON-CONFERENCE		0- 5		0- 1		4- 3	
1- 3	0- 0	0- 1		HOME		0- 2		0- 0		1- 0	
1- 4	0- 0	0- 0		AWAY		0- 3		0- 0		1- 1	
2- 3	0- 0	0- 0		NEUTRAL		0- 0		0- 1		2- 2	
<hr/>											
11- 5	0- 0	0- 0		CONFERENCE		0- 2		0- 0		11- 3	
6- 2	0- 0	0- 0		HOME		0- 1		0- 0		6- 1	
5- 3	0- 0	0- 0		AWAY		0- 1		0- 0		5- 2	
0- 0	0- 0	0- 0		NEUTRAL		0- 0		0- 0		0- 0	
<hr/>											
RPI	S	Opponent	Score	RPI	S	Opponent	Score	RPI	S	Opponent	Score
				30	H	Western Ky.	0 3	59	H	TCU	0 3
								60	A	Ohio	0 3
								73	A	Morehead St.	0 3
								73	H	Morehead St.	1 3
								91	A	UTSA	0 3
								91	A	UTSA	1 3
								92	H	Northern Colo.	0 3
								147	N	UTEP	0 3
								158	N	Ill.-Chicago	3 1
								160	N	Montana St.	0 3
								184	H	Austin Peay	3 1
								190	A	Southeast Mo. St.	2 3
								197	N	La.-Lafayette	0 3
								205	A	Evansville	3 2
								206	A	Jacksonville St.	3 0
								206	H	Jacksonville St.	3 0
								219	A	Tennessee St.	3 0
								219	H	Tennessee St.	2 3
								224	N	Niagara	3 0
								241	A	Memphis	1 3
								257	A	Eastern Ill.	3 2
								264	A	Eastern Ky.	3 0
								264	H	Eastern Ky.	3 1
								275	A	UT Martin	2 3
								284	H	SIU Edwardsville	3 0
								286	H	Alabama A&M	3 0
								292	H	Murray St.	3 0
								302	A	Tennessee Tech	3 2
								302	H	Tennessee Tech	3 0
<hr/>											
LAST 10 GAMES											
				257	A	Eastern Ill.	3 2	184	H	Austin Peay	3 1
				219	A	Tennessee St.	3 0	206	A	Jacksonville St.	3 0
				73	H	Morehead St.	1 3	302	A	Tennessee Tech	3 2
				264	H	Eastern Ky.	3 1	275	A	UT Martin	2 3
				292	H	Murray St.	3 0	190	A	Southeast Mo. St.	2 3

Non-Div. I Games:

Belmont

Average RPI Win:	243	WON-LOST	WINNING	LAST 10	STRENGTH OF	OPP. STRENGTH	TEAM	ADJ	CONF.	ADJ CONF.	
Average RPI Loss:	132	RECORD	PCT. RANK	GAMES	SCHEDULE	OF SCHEDULE	RPI	RPI	RPI	RPI	
DIV. I ONLY	17- 15	.53125	158	7- 3	222	194	184	.47133	184	24	24
DIV. I NON-CONF.	7- 9	.4375	201	0- 0	120	83	150	.50234	144	23	23
<hr/>											
TOTALS	RPI 1-25	RPI 26-50		W-L RECORDS	RPI 51-100		RPI 101-150		RPI 150+		
17- 15	0- 0	0- 2		OVERALL	0- 5		0- 2		17- 6		
7- 2	0- 0	0- 0		HOME	0- 1		0- 0		7- 1		
6- 8	0- 0	0- 1		AWAY	0- 2		0- 1		6- 4		
4- 5	0- 0	0- 1		NEUTRAL	0- 2		0- 1		4- 1		
<hr/>											
7- 9	0- 0	0- 2		NON-CONFERENCE	0- 4		0- 2		7- 1		
1- 0	0- 0	0- 0		HOME	0- 0		0- 0		1- 0		
2- 4	0- 0	0- 1		AWAY	0- 2		0- 1		2- 0		
4- 5	0- 0	0- 1		NEUTRAL	0- 2		0- 1		4- 1		
<hr/>											
10- 6	0- 0	0- 0		CONFERENCE	0- 1		0- 0		10- 5		
6- 2	0- 0	0- 0		HOME	0- 1		0- 0		6- 1		
4- 4	0- 0	0- 0		AWAY	0- 0		0- 0		4- 4		
0- 0	0- 0	0- 0		NEUTRAL	0- 0		0- 0		0- 0		
<hr/>											
RPI S	Opponent	Score	RPI S	Opponent	Score	RPI S	Opponent	Score	RPI S	Opponent	Score
			29 N	Dayton	0 3	73 H	Morehead St.	0 3	102 A	Alabama	1 3
			30 A	Western Ky.	0 3	78 N	Southern Ill.	0 3	119 N	Oral Roberts	0 3
						89 A	Missouri St.	0 3	161 N	East Tenn. St.	3 0
						95 N	Eastern Mich.	0 3	162 N	UALR	2 3
						96 A	Lipscomb	0 3	162 N	UALR	3 2
									173 A	Middle Tenn.	3 0
									173 H	Middle Tenn.	3 2
									183 A	Belmont	1 3
									190 A	Southeast Mo. St.	1 3
									190 H	Southeast Mo. St.	3 2
									206 H	Jacksonville St.	1 3
									219 A	Tennessee St.	3 1
									239 N	Lamar	3 0
									241 A	Memphis	3 2
									257 A	Eastern Ill.	2 3
									257 H	Eastern Ill.	3 0
									264 A	Eastern Ky.	0 3
									275 A	UT Martin	3 0
									275 H	UT Martin	3 0
									284 A	SIU Edwardsville	3 2
									284 H	SIU Edwardsville	3 0
									292 A	Murray St.	3 1
									292 H	Murray St.	3 0
									302 H	Tennessee Tech	3 1
									317 N	Alabama St.	3 0
<hr/>											
			LAST 10 GAMES								
			73 H	Morehead St.	0 3	183 A	Belmont	1 3	292 H	Murray St.	3 0
			292 H	Murray St.	3 0	257 A	Eastern Ill.	2 3	302 H	Tennessee Tech	3 1
			190 H	Southeast Mo. St.	3 2	284 A	SIU Edwardsville	3 2	317 N	Alabama St.	3 0
			275 H	UT Martin	3 0	284 H	SIU Edwardsville	3 0			
			219 A	Tennessee St.	3 1	257 H	Eastern Ill.	3 0			

Non-Div. I Games:

Austin Peay

Average RPI Win:		230	WON-LOST RECORD		WINNING PCT. RANK		LAST 10 GAMES		STRENGTH OF SCHEDULE		OPP. STRENGTH OF SCHEDULE		TEAM RPI		ADJ RPI		CONF. RPI		ADJ CONF. RPI				
Average RPI Loss:		126																					
DIV. I ONLY			14- 14		.5 170		8- 2		223		159		188		.46879 185		22		22				
DIV. I NON-CONF.			3- 9		.25 268		0- 0		114		64		229		.4555 222		18		18				
TOTALS		RPI 1-25		RPI 26-50		W-L RECORDS		RPI 51-100		RPI 101-150		RPI 150+											
14- 14		0- 1		0- 2		OVERALL		1- 2		0- 4		13- 5											
8- 3		0- 0		0- 0		HOME		1- 0		0- 2		7- 1											
6- 5		0- 1		0- 0		AWAY		0- 0		0- 2		6- 2											
0- 6		0- 0		0- 2		NEUTRAL		0- 2		0- 0		0- 2											
3- 9		0- 1		0- 2		NON-CONFERENCE		0- 2		0- 2		3- 2											
2- 1		0- 0		0- 0		HOME		0- 0		0- 1		2- 0											
1- 2		0- 1		0- 0		AWAY		0- 0		0- 1		1- 0											
0- 6		0- 0		0- 2		NEUTRAL		0- 2		0- 0		0- 2											
11- 5		0- 0		0- 0		CONFERENCE		1- 0		0- 2		10- 3											
6- 2		0- 0		0- 0		HOME		1- 0		0- 1		5- 1											
5- 3		0- 0		0- 0		AWAY		0- 0		0- 1		5- 2											
0- 0		0- 0		0- 0		NEUTRAL		0- 0		0- 0		0- 0											
RPI	S	Opponent		Score		RPI	S	Opponent		Score		RPI	S	Opponent		Score							
3	A	Texas		0	3	31	N	Creighton		1	3	57	H	Tulsa		3	1	112	A	Rice	0	3	
						40	N	Illinois		0	3	65	N	Wisconsin		0	3	126	A	South Fla.	2	3	
												85	N	Cincinnati		0	3	128	H	Liberty	2	3	
																		147	H	UTEP	0	3	
																		153	H	Columbia	3	0	
																		168	A	UAB	2	3	
																		168	H	UAB	3	1	
																		169	N	Fairfield	2	3	
																		181	A	Marshall	2	3	
																		181	H	Marshall	3	1	
																		204	H	SMU	1	3	
																		211	A	Houston	3	1	
																		222	H	Jacksonville	3	0	
																		241	A	Memphis	3	0	
																		241	H	Memphis	3	0	
																		270	A	Sacred Heart	3	0	
																		279	A	Southern Miss.	3	0	
																		279	H	Southern Miss.	3	1	
																		285	A	Tulane	3	1	
																		305	N	Dartmouth	0	3	
																		316	A	East Carolina	3	0	
																		316	H	East Carolina	3	0	
						LAST 10 GAMES																	
						241	H	Memphis		3	0	316	H	East Carolina		3	0						
						168	H	UAB		3	1	279	A	Southern Miss.		3	0						
						112	A	Rice		0	3	279	H	Southern Miss.		3	1						
						211	A	Houston		3	1	168	A	UAB		2	3						
						181	H	Marshall		3	1	241	A	Memphis		3	0						

Non-Div. I Games:

UCF

Average RPI Win: 259		WON-LOST RECORD		WINNING PCT. RANK		LAST 10 GAMES		STRENGTH OF SCHEDULE		OPP. STRENGTH OF SCHEDULE		TEAM RPI		ADJ RPI		CONF. RPI		ADJ CONF. RPI	
Average RPI Loss: 100																			
DIV. I ONLY		11- 18		.37931 233		3- 7		114		193		199		.46812 186		13		13	
DIV. I NON-CONF.		5- 6		.45455 189		0- 0		176		245		208		.46453 205		17		17	
TOTALS		RPI 1-25		RPI 26-50		W-L RECORDS		RPI 51-100		RPI 101-150		RPI 150+							
11- 18		0- 0		0- 2		OVERALL		0- 6		0- 8		11- 2							
4- 6		0- 0		0- 0		HOME		0- 2		0- 4		4- 0							
5- 9		0- 0		0- 1		AWAY		0- 3		0- 4		5- 1							
2- 3		0- 0		0- 1		NEUTRAL		0- 1		0- 0		2- 1							
5- 6		0- 0		0- 2		NON-CONFERENCE		0- 2		0- 0		5- 2							
1- 0		0- 0		0- 0		HOME		0- 0		0- 0		1- 0							
2- 3		0- 0		0- 1		AWAY		0- 1		0- 0		2- 1							
2- 3		0- 0		0- 1		NEUTRAL		0- 1		0- 0		2- 1							
6- 12		0- 0		0- 0		CONFERENCE		0- 4		0- 8		6- 0							
3- 6		0- 0		0- 0		HOME		0- 2		0- 4		3- 0							
3- 6		0- 0		0- 0		AWAY		0- 2		0- 4		3- 0							
0- 0		0- 0		0- 0		NEUTRAL		0- 0		0- 0		0- 0							
RPI S	Opponent	Score		RPI S	Opponent	Score		RPI S	Opponent	Score		RPI S	Opponent	Score					
26 N	Michigan	0 3		53 N	Virginia Tech	0 3		103 A	A&M-Corpus Christi	1 3									
47 A	Missouri	0 3		56 A	Central Ark.	0 3		103 H	A&M-Corpus Christi	0 3									
				56 H	Central Ark.	0 3		109 A	Northwestern St.	0 3									
				78 A	Southern Ill.	0 3		109 H	Northwestern St.	2 3									
				93 A	Sam Houston St.	0 3		119 A	Oral Roberts	0 3									
				93 H	Sam Houston St.	0 3		119 H	Oral Roberts	1 3									
								137 A	Stephen F. Austin	1 3									
								137 H	Stephen F. Austin	2 3									
								159 N	North Florida	3 2									
								162 N	UALR	0 3									
								207 A	South Ala.	0 3									
								239 A	Lamar	3 2									
								239 H	Lamar	3 1									
								242 A	Southeastern La.	3 1									
								242 H	Southeastern La.	3 0									
								265 A	McNeese St.	3 1									
								265 H	McNeese St.	3 1									
								275 N	UT Martin	3 0									
								297 A	New Orleans	3 1									
								297 H	New Orleans	3 2									
								327 A	Grambling	3 0									
LAST 10 GAMES																			
242 A	Southeastern La.	3 1		265 A	McNeese St.	3 1													
93 A	Sam Houston St.	0 3		119 H	Oral Roberts	1 3													
103 A	A&M-Corpus Christi	1 3		56 H	Central Ark.	0 3													
137 H	Stephen F. Austin	2 3		239 A	Lamar	3 2													
109 H	Northwestern St.	2 3		109 A	Northwestern St.	0 3													

Non-Div. I Games:

Nicholls St.

Average RPI Win:	208	WON-LOST	WINNING	LAST 10	STRENGTH OF	OPP. STRENGTH	TEAM	ADJ	CONF.	ADJ CONF.				
Average RPI Loss:	133	RECORD	PCT. RANK	GAMES	SCHEDULE	OF SCHEDULE	RPI	RPI	RPI	RPI				
DIV. I ONLY		13- 14	.48148	186	5- 5	200	172	190	.46652	187	17	16		
DIV. I NON-CONF.		4- 6	.4	216	0- 0	169	155	216	.45787	218	16	16		
<hr/>														
TOTALS	RPI 1-25	RPI 26-50		W-L RECORDS		RPI 51-100		RPI 101-150		RPI 150+				
13- 14	0- 0	0- 0		OVERALL		0- 4		4- 5		9- 5				
7- 2	0- 0	0- 0		HOME		0- 2		3- 0		4- 0				
3- 9	0- 0	0- 0		AWAY		0- 2		0- 4		3- 3				
3- 3	0- 0	0- 0		NEUTRAL		0- 0		1- 1		2- 2				
<hr/>														
4- 6	0- 0	0- 0		NON-CONFERENCE		0- 1		1- 2		3- 3				
0- 1	0- 0	0- 0		HOME		0- 1		0- 0		0- 0				
1- 2	0- 0	0- 0		AWAY		0- 0		0- 1		1- 1				
3- 3	0- 0	0- 0		NEUTRAL		0- 0		1- 1		2- 2				
<hr/>														
9- 8	0- 0	0- 0		CONFERENCE		0- 3		3- 3		6- 2				
7- 1	0- 0	0- 0		HOME		0- 1		3- 0		4- 0				
2- 7	0- 0	0- 0		AWAY		0- 2		0- 3		2- 2				
0- 0	0- 0	0- 0		NEUTRAL		0- 0		0- 0		0- 0				
<hr/>														
RPI S	Opponent	Score	RPI S	Opponent	Score	RPI S	Opponent	Score	RPI S	Opponent	Score			
						79 H	Pacific	0	3	105 A	Texas Tech	0	3	
						91 A	UTSA	1	3	107 A	Utah St.	0	3	
						94 A	New Mexico St.	0	3	107 H	Utah St.	3	0	
						94 H	New Mexico St.	1	3	109 N	Northwestern St.	3	0	
									119 N	Oral Roberts	1	3		
									130 A	Denver	0	3		
									130 H	Denver	3	0		
									133 A	Idaho	1	3		
									133 H	Idaho	3	0		
									152 A	Texas St.	1	3		
									152 H	Texas St.	3	0		
									154 A	Boise St.	2	3		
									166 N	UC Irvine	1	3		
									208 N	Canisius	1	3		
									228 A	Texas-Arlington	1	3		
									228 H	Texas-Arlington	3	1		
			231 A	Buffalo	3	1								
			236 A	Seattle	3	0								
			236 H	Seattle	3	2								
			244 N	Southern Utah	3	2								
			280 N	Tex.-Pan American	3	0								
			308 A	Louisiana Tech	3	0								
			308 H	Louisiana Tech	3	1								
<hr/>														
			LAST 10 GAMES											
			107 H	Utah St.	3	0	133 A	Idaho	1	3	308 H	Louisiana Tech	3	1
			130 A	Denver	0	3	236 A	Seattle	3	0				
			94 A	New Mexico St.	0	3	152 H	Texas St.	3	0				
			228 H	Texas-Arlington	3	1	107 A	Utah St.	0	3				
			308 H	Louisiana Tech	3	1	94 H	New Mexico St.	1	3				

Non-Div. I Games:

San Jose St.

Average RPI Win: 237		WON-LOST RECORD		WINNING PCT. RANK		LAST 10 GAMES		STRENGTH OF SCHEDULE		OPP. STRENGTH OF SCHEDULE		TEAM RPI		ADJ RPI		CONF. RPI		ADJ CONF. RPI	
DIV. I ONLY		15- 13		.53571 149		8- 2		186		238		179		.46536 188		27		26	
DIV. I NON-CONF.		3- 11		.21429 280		1- 0		139		120		250		.4145 255		27		25	
TOTALS		RPI 1-25		RPI 26-50		W-L RECORDS		RPI 51-100		RPI 101-150		RPI 150+							
15- 13		0- 1		0- 2		OVERALL		0- 0		3- 0		12- 10							
7- 5		0- 0		0- 0		HOME		0- 0		1- 0		6- 5							
7- 5		0- 0		0- 1		AWAY		0- 0		2- 0		5- 4							
1- 3		0- 1		0- 1		NEUTRAL		0- 0		0- 0		1- 1							
3- 11		0- 1		0- 2		NON-CONFERENCE		0- 0		1- 0		2- 8							
1- 4		0- 0		0- 0		HOME		0- 0		0- 0		1- 4							
1- 4		0- 0		0- 1		AWAY		0- 0		1- 0		0- 3							
1- 3		0- 1		0- 1		NEUTRAL		0- 0		0- 0		1- 1							
12- 2		0- 0		0- 0		CONFERENCE		0- 0		2- 0		10- 2							
6- 1		0- 0		0- 0		HOME		0- 0		1- 0		5- 1							
6- 1		0- 0		0- 0		AWAY		0- 0		1- 0		5- 1							
0- 0		0- 0		0- 0		NEUTRAL		0- 0		0- 0		0- 0							
RPI	S	Opponent		Score		RPI	S	Opponent		Score		RPI	S	Opponent		Score			
4	N	Nebraska		0 3		39	N	Arizona St.		0 3		144	A	Army		3 1			
						48	A	Loyola Marymount		1 3		144	H	Army		3 2			
												149	A	Albany (NY)		3 1			
												153	A	Columbia		1 3			
												158	H	Ill.-Chicago		0 3			
												166	A	UC Irvine		1 3			
												174	A	American		1 3			
												174	H	American		3 0			
												175	N	Hofstra		2 3			
												176	H	Siena		3 0			
												192	H	Syracuse		1 3			
												194	H	Princeton		0 3			
												202	A	Lehigh		3 0			
												202	H	Lehigh		1 3			
												223	N	Rhode Island		3 1			
												256	A	Cornell		2 3			
												263	A	Navy		3 1			
												263	H	Navy		3 0			
												294	A	Bucknell		3 1			
												294	H	Bucknell		3 1			
												300	A	Lafayette		3 0			
												300	H	Lafayette		3 0			
												307	H	Bryant		2 3			
												314	A	Holy Cross		3 0			
												314	H	Holy Cross		3 0			
LAST 10 GAMES																			
263	A	Navy		3 1		202	H	Lehigh		1 3		307	H	Bryant		2 3			
174	A	American		1 3		300	H	Lafayette		3 0		314	A	Holy Cross		3 0			
314	H	Holy Cross		3 0		149	A	Albany (NY)		3 1		314	H	Holy Cross		3 0			
144	H	Army		3 2		174	H	American		3 0									
294	H	Bucknell		3 1		263	H	Navy		3 0									

Non-Div. I Games:

Colgate

Average RPI Win:		255	WON-LOST RECORD		WINNING PCT. RANK		LAST 10 GAMES		STRENGTH OF SCHEDULE		OPP. STRENGTH OF SCHEDULE		TEAM RPI		ADJ RPI		CONF. RPI		ADJ CONF. RPI				
DIV. I ONLY			8- 19		.2963 276		0- 10		82		94		191		.46425 189		3		3				
DIV. I NON-CONF.			8- 6		.57143 139		0- 1		226		305		191		.46305 206		3		3				
TOTALS		RPI 1-25		RPI 26-50				W-L RECORDS		RPI 51-100				RPI 101-150				RPI 150+					
8- 19		0- 5		0- 3				OVERALL		1- 4				0- 3				7- 4					
7- 10		0- 3		0- 1				HOME		1- 2				0- 2				6- 2					
0- 8		0- 2		0- 2				AWAY		0- 1				0- 1				0- 2					
1- 1		0- 0		0- 0				NEUTRAL		0- 1				0- 0				1- 0					
8- 6		0- 0		0- 0				NON-CONFERENCE		1- 1				0- 1				7- 4					
7- 3		0- 0		0- 0				HOME		1- 0				0- 1				6- 2					
0- 2		0- 0		0- 0				AWAY		0- 0				0- 0				0- 2					
1- 1		0- 0		0- 0				NEUTRAL		0- 1				0- 0				1- 0					
0- 13		0- 5		0- 3				CONFERENCE		0- 3				0- 2				0- 0					
0- 7		0- 3		0- 1				HOME		0- 2				0- 1				0- 0					
0- 6		0- 2		0- 2				AWAY		0- 1				0- 1				0- 0					
0- 0		0- 0		0- 0				NEUTRAL		0- 0				0- 0				0- 0					
RPI	S	Opponent		Score		RPI	S	Opponent		Score		RPI	S	Opponent		Score		RPI	S	Opponent		Score	
3	H	Texas		0	3	27	A	Oklahoma		1	3	51	A	Baylor		0	3	105	A	Texas Tech		1	3
7	A	Kansas		0	3	27	H	Oklahoma		0	3	51	H	Baylor		0	3	105	H	Texas Tech		1	3
7	H	Kansas		1	3	28	A	Iowa St.		0	3	59	H	TCU		2	3	108	H	Duquesne		2	3
15	A	Kansas St.		0	3							83	H	Cleveland St.		3	2	172	H	UMES		1	3
15	H	Kansas St.		0	3							99	N	South Carolina		0	3	251	H	Central Conn. St.		3	0
																		252	A	Robert Morris		2	3
																		258	H	Loyola Maryland		3	0
																		263	N	Navy		3	0
																		267	H	Radford		3	1
																		276	A	George Mason		0	3
																		278	H	Saint Francis (PA)		2	3
																		292	H	Murray St.		3	2
																		298	H	Wright St.		3	0
																		325	H	Saint Peter's		3	0
LAST 10 GAMES																							
51		H Baylor		0	3	51		A Baylor		0	3	105		H Texas Tech		1	3						
27		H Oklahoma		0	3	105		H Texas Tech		1	3	28		A Iowa St.		0	3						
7		A Kansas		0	3	108		H Duquesne		2	3	7		H Kansas		1	3						
105		A Texas Tech		1	3	7		H Kansas		1	3												
15		H Kansas St.		0	3																		

Non-Div. I Games:

West Virginia

Average RPI Win:	233	WON-LOST	WINNING	LAST 10	STRENGTH OF	OPP. STRENGTH	TEAM	ADJ	CONF.	ADJ CONF.	
Average RPI Loss:	157	RECORD	PCT. RANK	GAMES	SCHEDULE	OF SCHEDULE	RPI	RPI	RPI	RPI	
DIV. I ONLY	20- 12	.625	104	5- 5	283	207	185	.46356	190	24	24
DIV. I NON-CONF.	8- 8	.5	158	0- 1	248	127	205	.4596	212	23	23
<hr/>											
TOTALS	RPI 1-25	RPI 26-50		W-L RECORDS		RPI 51-100		RPI 101-150		RPI 150+	
20- 12	0- 0	0- 0		OVERALL		0- 3		4- 4		16- 5	
7- 2	0- 0	0- 0		HOME		0- 0		0- 1		7- 1	
6- 8	0- 0	0- 0		AWAY		0- 2		1- 2		5- 4	
7- 2	0- 0	0- 0		NEUTRAL		0- 1		3- 1		4- 0	
<hr/>											
8- 8	0- 0	0- 0		NON-CONFERENCE		0- 2		4- 4		4- 2	
0- 1	0- 0	0- 0		HOME		0- 0		0- 1		0- 0	
1- 5	0- 0	0- 0		AWAY		0- 1		1- 2		0- 2	
7- 2	0- 0	0- 0		NEUTRAL		0- 1		3- 1		4- 0	
<hr/>											
12- 4	0- 0	0- 0		CONFERENCE		0- 1		0- 0		12- 3	
7- 1	0- 0	0- 0		HOME		0- 0		0- 0		7- 1	
5- 3	0- 0	0- 0		AWAY		0- 1		0- 0		5- 2	
0- 0	0- 0	0- 0		NEUTRAL		0- 0		0- 0		0- 0	
<hr/>											
RPI S	Opponent	Score	RPI S	Opponent	Score	RPI S	Opponent	Score	RPI S	Opponent	Score
						69 N	Western Mich.	0 3	122 H	Arkansas St.	2 3
						73 A	Morehead St.	0 3	125 A	Iowa	3 2
						78 A	Southern Ill.	2 3	126 N	South Fla.	3 2
									138 A	UMKC	0 3
									139 N	Valparaiso	3 1
									140 N	UC Davis	3 0
									145 A	Butler	2 3
									150 N	South Dakota St.	0 3
									179 A	Saint Louis	1 3
									183 H	Belmont	3 2
									184 A	Austin Peay	2 3
									184 H	Austin Peay	3 1
									205 N	Evansville	3 0
									206 A	Jacksonville St.	3 0
						219 H	Tennessee St.	3 2			
						220 A	Milwaukee	0 3			
						237 N	Kent St.	3 0			
						257 A	Eastern Ill.	3 1			
						257 H	Eastern Ill.	2 3			
						264 A	Eastern Ky.	2 3			
						275 A	UT Martin	3 1			
						275 H	UT Martin	3 1			
						284 A	SIU Edwardsville	3 1			
						284 H	SIU Edwardsville	3 0			
						292 A	Murray St.	3 1			
						292 H	Murray St.	3 0			
						302 H	Tennessee Tech	3 1			
302 H	Tennessee Tech	3 1									
275 A	UT Martin	3 1									
284 A	UMKC	0 3									
264 A	Eastern Ky.	2 3									
73 A	Morehead St.	0 3									
						LAST 10 GAMES			219 H	Tennessee St.	3 2
									284 H	SIU Edwardsville	3 0
									292 A	Murray St.	3 1
									257 H	Eastern Ill.	2 3
									284 H	SIU Edwardsville	3 0
									219 H	Tennessee St.	3 2

Non-Div. I Games:

Southeast Mo. St.

RPI	S	Opponent	Score	
316	N	East Carolina	3	0
319	N	Chicago St.	3	0

Southeast Mo. St.

S
o
u
t
h
e
a
s
t
M
o
.
S
t
.

S
o
u
t
h
e
a
s
t
M
o
.
S
t
.

Average RPI Win:	206	WON-LOST	WINNING	LAST 10	STRENGTH OF	OPP. STRENGTH	TEAM	ADJ	CONF.	ADJ CONF.		
Average RPI Loss:	118	RECORD	PCT. RANK	GAMES	SCHEDULE	OF SCHEDULE	RPI	RPI	RPI	RPI		
DIV. I ONLY		10- 18	.35714	240	4- 6	108	148	196	.46115	191	16	17
DIV. I NON-CONF.		4- 6	.4	216	0- 1	81	77	138	.51129	133	15	14
<hr/>												
TOTALS	RPI 1-25	RPI 26-50		W-L RECORDS		RPI 51-100		RPI 101-150		RPI 150+		
10- 18	0- 0	0- 3		OVERALL		2- 8		0- 3		8- 4		
6- 5	0- 0	0- 1		HOME		1- 3		0- 1		5- 0		
3- 10	0- 0	0- 1		AWAY		1- 5		0- 1		2- 3		
1- 3	0- 0	0- 1		NEUTRAL		0- 0		0- 1		1- 1		
<hr/>												
4- 6	0- 0	0- 3		NON-CONFERENCE		1- 1		0- 1		3- 1		
2- 1	0- 0	0- 1		HOME		0- 0		0- 0		2- 0		
1- 2	0- 0	0- 1		AWAY		1- 1		0- 0		0- 0		
1- 3	0- 0	0- 1		NEUTRAL		0- 0		0- 1		1- 1		
<hr/>												
6- 12	0- 0	0- 0		CONFERENCE		1- 7		0- 2		5- 3		
4- 4	0- 0	0- 0		HOME		1- 3		0- 1		3- 0		
2- 8	0- 0	0- 0		AWAY		0- 4		0- 1		2- 3		
0- 0	0- 0	0- 0		NEUTRAL		0- 0		0- 0		0- 0		
<hr/>												
RPI S	Opponent	Score	RPI S	Opponent	Score	RPI S	Opponent	Score	RPI S	Opponent	Score	
			32 H	St. Mary's (CA)	0 3	68 A	Idaho St.	2 3	140 N	UC Davis	1 3	
			41 A	Santa Clara	0 3	68 H	Idaho St.	2 3	142 A	North Dakota	1 3	
			43 N	North Carolina St.	0 3	70 A	Col. of Charleston	1 3	142 H	North Dakota	1 3	
						74 A	Fresno St.	3 2	154 H	Boise St.	3 1	
						84 A	Northern Ariz.	1 3	155 N	Utah Valley	0 3	
						84 H	Northern Ariz.	3 2	160 A	Montana St.	3 1	
						86 A	Portland St.	1 3	222 N	Jacksonville	3 0	
						86 H	Portland St.	2 3	240 A	Montana	1 3	
						92 A	Northern Colo.	0 3	244 A	Southern Utah	1 3	
						92 H	Northern Colo.	2 3	244 H	Southern Utah	3 0	
									262 A	Weber St.	3 1	
									262 H	Weber St.	3 1	
									291 A	Eastern Wash.	0 3	
									291 H	Eastern Wash.	3 0	
									304 H	Morgan St.	3 1	
<hr/>												
LAST 10 GAMES												
			262 A	Weber St.	3 1	244 H	Southern Utah	3 0				
			68 A	Idaho St.	2 3	291 A	Eastern Wash.	0 3				
			142 H	North Dakota	1 3	86 A	Portland St.	1 3				
			92 H	Northern Colo.	2 3	41 A	Santa Clara	0 3				
			84 H	Northern Ariz.	3 2	160 A	Montana St.	3 1				

Non-Div. I Games:

Sacramento St.

Loss, Non-Conf, S Site, H Home, A Away, N Neutral Page 201

Average RPI Win: 244		WON-LOST	WINNING	LAST 10	STRENGTH OF		OPP. STRENGTH	TEAM	ADJ	CONF.	ADJ CONF.
Average RPI Loss: 146		RECORD	PCT. RANK	GAMES	SCHEDULE		OF SCHEDULE	RPI	RPI	RPI	RPI
DIV. I ONLY		13- 12	.52	159	6- 4		236	220	195	.45955	193
DIV. I NON-CONF.		5- 6	.45455	189	0- 0		158	198	184	.47475	186
TOTALS		RPI 1-25	RPI 26-50		W-L RECORDS		RPI 51-100		RPI 101-150		RPI 150+
13- 12	0- 0	0- 1		OVERALL		0- 4		1- 1		12- 6	
8- 6	0- 0	0- 0		HOME		0- 2		0- 1		8- 3	
4- 5	0- 0	0- 1		AWAY		0- 1		1- 0		3- 3	
1- 1	0- 0	0- 0		NEUTRAL		0- 1		0- 0		1- 0	
5- 6	0- 0	0- 1		NON-CONFERENCE		0- 2		1- 1		4- 2	
3- 4	0- 0	0- 0		HOME		0- 1		0- 1		3- 2	
1- 1	0- 0	0- 1		AWAY		0- 0		1- 0		0- 0	
1- 1	0- 0	0- 0		NEUTRAL		0- 1		0- 0		1- 0	
8- 6	0- 0	0- 0		CONFERENCE		0- 2		0- 0		8- 4	
5- 2	0- 0	0- 0		HOME		0- 1		0- 0		5- 1	
3- 4	0- 0	0- 0		AWAY		0- 1		0- 0		3- 3	
0- 0	0- 0	0- 0		NEUTRAL		0- 0		0- 0		0- 0	
RPI S	Opponent	Score	RPI S	Opponent	Score	RPI S	Opponent	Score	RPI S	Opponent	Score
			37 A	California	0 3	72 A	Yale	0 3	127 H	Rutgers	1 3
						72 H	Yale	1 3	136 A	Delaware	3 2
						77 H	Towson	2 3	153 A	Columbia	1 3
						84 N	Northern Ariz.	1 3	153 H	Columbia	3 0
									180 H	Temple	1 3
									194 A	Princeton	3 2
									194 H	Princeton	2 3
									203 H	Villanova	3 0
									238 A	Harvard	2 3
									238 H	Harvard	3 0
									256 A	Cornell	1 3
									256 H	Cornell	3 0
									266 N	UC Riverside	3 0
									267 H	Radford	1 3
									272 A	Brown	3 1
									272 H	Brown	3 1
									276 H	George Mason	3 1
									296 H	La Salle	3 1
									305 A	Dartmouth	3 0
									305 H	Dartmouth	3 0
			LAST 10 GAMES								
			256 A	Cornell	1 3	238 H	Harvard	3 0			
			153 A	Columbia	1 3	194 A	Princeton	3 2			
			272 H	Brown	3 1	72 A	Yale	0 3			
			72 H	Yale	1 3	272 A	Brown	3 1			
			305 H	Dartmouth	3 0	153 H	Columbia	3 0			

Non-Div. I Games:

Penn

Average RPI Win:		242	WON-LOST RECORD		WINNING PCT. RANK		LAST 10 GAMES		STRENGTH OF SCHEDULE		OPP. STRENGTH OF SCHEDULE		TEAM RPI		ADJ RPI		CONF. RPI		ADJ CONF. RPI				
DIV. I ONLY			12- 12		.5 170		5- 5		192		229		187		.45908 194		23		23				
DIV. I NON-CONF.			3- 7		.3 256		0- 0		95		216		221		.44729 231		21		21				
TOTALS		RPI 1-25		RPI 26-50		W-L RECORDS		RPI 51-100		RPI 101-150		RPI 150+											
12- 12		0- 1		0- 0		OVERALL		0- 2		0- 1		12- 8											
5- 3		0- 0		0- 0		HOME		0- 1		0- 0		5- 2											
6- 5		0- 0		0- 0		AWAY		0- 1		0- 1		6- 3											
1- 4		0- 1		0- 0		NEUTRAL		0- 0		0- 0		1- 3											
3- 7		0- 1		0- 0		NON-CONFERENCE		0- 0		0- 1		3- 5											
0- 1		0- 0		0- 0		HOME		0- 0		0- 0		0- 1											
2- 2		0- 0		0- 0		AWAY		0- 0		0- 1		2- 1											
1- 4		0- 1		0- 0		NEUTRAL		0- 0		0- 0		1- 3											
9- 5		0- 0		0- 0		CONFERENCE		0- 2		0- 0		9- 3											
5- 2		0- 0		0- 0		HOME		0- 1		0- 0		5- 1											
4- 3		0- 0		0- 0		AWAY		0- 1		0- 0		4- 2											
0- 0		0- 0		0- 0		NEUTRAL		0- 0		0- 0		0- 0											
RPI	S	Opponent		Score		RPI	S	Opponent		Score		RPI	S	Opponent		Score							
12	N	BYU		0 3				72 A Yale		1 3		121	A	Seton Hall		0 3							
								72 H Yale		0 3		153	A	Columbia		1 3							
												153	H	Columbia		3 1							
												165	A	George Washington		3 0							
												175	A	Hofstra		1 3							
												176	N	Siena		2 3							
												176	N	Siena		2 3							
												188	A	Colgate		3 0							
												193	A	Penn		3 2							
												193	H	Penn		2 3							
												202	H	Lehigh		2 3							
												232	N	New Hampshire		2 3							
												238	A	Harvard		3 2							
												238	H	Harvard		3 0							
												256	A	Cornell		1 3							
												256	H	Cornell		3 1							
												272	A	Brown		3 0							
												272	H	Brown		3 0							
												305	A	Dartmouth		3 0							
												305	H	Dartmouth		3 0							
												323	N	St. Francis (NY)		3 1							
LAST 10 GAMES																							
153 A Columbia						1 3						305 H Dartmouth						3 0					
256 A Cornell						1 3						193 H Penn						2 3					
72 H Yale						0 3						272 A Brown						3 0					
272 H Brown						3 0						72 A Yale						1 3					
238 H Harvard						3 0						256 H Cornell						3 1					

Non-Div. I Games:

Princeton

Average RPI Win: 246		WON-LOST RECORD		WINNING PCT. RANK		LAST 10 GAMES		STRENGTH OF SCHEDULE		OPP. STRENGTH OF SCHEDULE		TEAM RPI		ADJ RPI		CONF. RPI		ADJ CONF. RPI	
DIV. I ONLY		13- 13		.5 170		3- 7		198		258		194		.45819 195		19		18	
DIV. I NON-CONF.		8- 6		.57143 139		0- 1		264		283		212		.4518 227		19		19	
TOTALS		RPI 1-25		RPI 26-50		W-L RECORDS		RPI 51-100		RPI 101-150		RPI 150+							
13- 13		0- 0		0- 0		OVERALL		0- 3		0- 5		13- 5							
7- 5		0- 0		0- 0		HOME		0- 1		0- 2		7- 2							
4- 6		0- 0		0- 0		AWAY		0- 2		0- 3		4- 1							
2- 2		0- 0		0- 0		NEUTRAL		0- 0		0- 0		2- 2							
8- 6		0- 0		0- 0		NON-CONFERENCE		0- 1		0- 1		8- 4							
5- 1		0- 0		0- 0		HOME		0- 0		0- 0		5- 1							
1- 3		0- 0		0- 0		AWAY		0- 1		0- 1		1- 1							
2- 2		0- 0		0- 0		NEUTRAL		0- 0		0- 0		2- 2							
5- 7		0- 0		0- 0		CONFERENCE		0- 2		0- 4		5- 1							
2- 4		0- 0		0- 0		HOME		0- 1		0- 2		2- 1							
3- 3		0- 0		0- 0		AWAY		0- 1		0- 2		3- 0							
0- 0		0- 0		0- 0		NEUTRAL		0- 0		0- 0		0- 0							
RPI	S	Opponent		Score		RPI	S	Opponent		Score		RPI	S	Opponent		Score			

Non-Div. I Games:

William & Mary

Average RPI Win: 224		WON-LOST	WINNING	LAST 10	STRENGTH OF	OPP. STRENGTH	TEAM	ADJ	CONF.	ADJ CONF.				
Average RPI Loss: 66		RECORD	PCT. RANK	GAMES	SCHEDULE	OF SCHEDULE	RPI	RPI	RPI	RPI				
DIV. I ONLY		4- 21	.16	306	0- 10	57	54	217	.45789	196	4	4		
DIV. I NON-CONF.		4- 5	.44444	196	0- 0	122	162	164	.48917	164	4	4		
<hr/>														
TOTALS		RPI 1-25		RPI 26-50		W-L RECORDS		RPI 51-100		RPI 101-150		RPI 150+		
4- 21		0- 7		0- 4		OVERALL		1- 6		0- 3		3- 1		
2- 9		0- 3		0- 1		HOME		0- 3		0- 1		2- 1		
1- 9		0- 4		0- 2		AWAY		0- 3		0- 0		1- 0		
1- 3		0- 0		0- 1		NEUTRAL		1- 0		0- 2		0- 0		
4- 5		0- 1		0- 1		NON-CONFERENCE		1- 0		0- 2		3- 1		
2- 1		0- 0		0- 0		HOME		0- 0		0- 0		2- 1		
1- 1		0- 1		0- 0		AWAY		0- 0		0- 0		1- 0		
1- 3		0- 0		0- 1		NEUTRAL		1- 0		0- 2		0- 0		
0- 16		0- 6		0- 3		CONFERENCE		0- 6		0- 1		0- 0		
0- 8		0- 3		0- 1		HOME		0- 3		0- 1		0- 0		
0- 8		0- 3		0- 2		AWAY		0- 3		0- 0		0- 0		
0- 0		0- 0		0- 0		NEUTRAL		0- 0		0- 0		0- 0		
RPI	S	Opponent		Score	RPI	S	Opponent		Score	RPI	S	Opponent		Score
11	A	Florida		0 3	44	N	UNI		0 3	58	H	Georgia		1 3
11	H	Florida		0 3	47	A	Missouri		0 3	75	A	LSU		0 3
13	A	Southern California		0 3	49	A	Auburn		0 3	75	H	LSU		2 3
16	H	Tennessee		0 3	49	H	Auburn		0 3	93	N	Sam Houston St.		3 0
17	A	Texas A&M		0 3						99	A	South Carolina		0 3
22	A	Kentucky		0 3						99	H	South Carolina		0 3
25	H	Arkansas		0 3						100	A	Ole Miss		1 3
						</								

Non-Div. I Games:

Mississippi St.

Average RPI Win: 233		WON-LOST	WINNING	LAST 10	STRENGTH OF		OPP. STRENGTH	TEAM	ADJ	CONF.	ADJ CONF.
Average RPI Loss: 138		RECORD	PCT. RANK	GAMES	SCHEDULE		OF SCHEDULE	RPI	RPI	RPI	RPI
DIV. I ONLY		16- 15	.51613	166	6- 4		240	187	193	.45718	197
DIV. I NON-CONF.		10- 7	.58824	129	2- 0		254	233	182	.474	188
TOTALS		RPI 1-25	RPI 26-50		W-L RECORDS		RPI 51-100		RPI 101-150		RPI 150+
16- 15	0- 1	0- 1		OVERALL		0- 3		2- 3		14- 7	
8- 3	0- 0	0- 1		HOME		0- 0		2- 1		6- 1	
5- 8	0- 1	0- 0		AWAY		0- 1		0- 2		5- 4	
3- 4	0- 0	0- 0		NEUTRAL		0- 2		0- 0		3- 2	
10- 7	0- 1	0- 0		NON-CONFERENCE		0- 3		1- 0		9- 3	
5- 0	0- 0	0- 0		HOME		0- 0		1- 0		4- 0	
2- 3	0- 1	0- 0		AWAY		0- 1		0- 0		2- 1	
3- 4	0- 0	0- 0		NEUTRAL		0- 2		0- 0		3- 2	
6- 8	0- 0	0- 1		CONFERENCE		0- 0		1- 3		5- 4	
3- 3	0- 0	0- 1		HOME		0- 0		1- 1		2- 1	
3- 5	0- 0	0- 0		AWAY		0- 0		0- 2		3- 3	
0- 0	0- 0	0- 0		NEUTRAL		0- 0		0- 0		0- 0	
RPI S	Opponent	Score		RPI S	Opponent	Score		RPI S	Opponent	Score	
11 A	Florida	1	3	30 H	Western Ky.	0	3	52 N	Georgia Tech	0	3
								88 N	Colorado	0	3
								93 A	Sam Houston St.	2	3
								118 A	North Texas	2	3
								118 H	North Texas	2	3
								122 A	Arkansas St.	0	3
								122 H	Arkansas St.	3	1
								134 H	Houston Baptist	3	1
								151 A	Troy	3	1
								158 N	Ill.-Chicago	2	3
								162 A	UALR	2	3
								162 H	UALR	3	0
								173 H	Middle Tenn.	1	3
								182 A	FIU	3	1
								183 N	Belmont	3	0
								207 A	South Ala.	1	3
								222 N	Jacksonville	2	3
								239 A	Lamar	1	3
								241 A	Memphis	3	1
								259 A	La.-Monroe	3	0
								259 H	La.-Monroe	3	0
								265 H	McNeese St.	3	0
								279 H	Southern Miss.	3	0
								281 A	Fla. Atlantic	2	3
								286 N	Alabama A&M	3	0
								289 N	Texas Southern	3	0
								297 A	New Orleans	3	0
								297 H	New Orleans	3	0
								324 H	Southern U.	3	0
LAST 10 GAMES				297 H	New Orleans	3	0	207 A	South Ala.	1	3
				162 A	UALR	2	3	151 A	Troy	3	1
				122 A	Arkansas St.	0	3	297 A	New Orleans	3	0
				118 H	North Texas	2	3	162 H	UALR	3	0
				259 H	La.-Monroe	3	0	122 H	Arkansas St.	3	1

Non-Div. I Games:

La.-Lafayette

Average RPI Win:	258	WON-LOST RECORD	WINNING PCT. RANK	LAST 10 GAMES	STRENGTH OF SCHEDULE	OPP. STRENGTH OF SCHEDULE	TEAM RPI	ADJ RPI	CONF. RPI	ADJ CONF. RPI	
DIV. I ONLY		15- 13	.53571 149	4- 6	253	250	198	.45588 198	18	19	
DIV. I NON-CONF.		10- 4	.71429 70	0- 0	286	293	165	.48865 165	20	20	
<hr/>											
TOTALS	RPI 1-25	RPI 26-50		W-L RECORDS	RPI 51-100		RPI 101-150		RPI 150+		
15- 13	0- 0	0- 1		OVERALL	0- 3		0- 2		15- 7		
4- 4	0- 0	0- 0		HOME	0- 1		0- 1		4- 2		
4- 7	0- 0	0- 1		AWAY	0- 1		0- 1		4- 4		
7- 2	0- 0	0- 0		NEUTRAL	0- 1		0- 0		7- 1		
<hr/>											
10- 4	0- 0	0- 1		NON-CONFERENCE	0- 1		0- 0		10- 2		
1- 0	0- 0	0- 0		HOME	0- 0		0- 0		1- 0		
2- 2	0- 0	0- 1		AWAY	0- 0		0- 0		2- 1		
7- 2	0- 0	0- 0		NEUTRAL	0- 1		0- 0		7- 1		
<hr/>											
5- 9	0- 0	0- 0		CONFERENCE	0- 2		0- 2		5- 5		
3- 4	0- 0	0- 0		HOME	0- 1		0- 1		3- 2		
2- 5	0- 0	0- 0		AWAY	0- 1		0- 1		2- 3		
0- 0	0- 0	0- 0		NEUTRAL	0- 0		0- 0		0- 0		
<hr/>											
RPI S	Opponent	Score	RPI S	Opponent	Score	RPI S	Opponent	Score	RPI S	Opponent	Score
			38 A	Michigan St.	1 3	73 N	Morehead St.	0 3	139 A	Valparaiso	1 3
						83 A	Cleveland St.	0 3	139 H	Valparaiso	1 3
						83 H	Cleveland St.	0 3	158 A	Ill.-Chicago	0 3
									158 H	Ill.-Chicago	3 2
									167 A	Akron	1 3
									171 A	Loyola Chicago	3 2
									171 H	Loyola Chicago	1 3
									177 A	Green Bay	2 3
									177 H	Green Bay	2 3
									210 A	UNC Greensboro	3 1
									220 A	Milwaukee	1 3
									220 H	Milwaukee	3 1
									227 N	UNC Wilmington	3 1
									252 H	Robert Morris	3 0
									255 N	Binghamton	3 2
									264 N	Eastern Ky.	2 3
									265 N	McNeese St.	3 2
									283 A	Coppin St.	3 1
									284 N	SIU Edwardsville	3 1
									298 A	Wright St.	3 0
									298 H	Wright St.	3 0
			LAST 10 GAMES						307 N	Bryant	3 0
			83 A	Cleveland St.	0 3	220 H	Milwaukee	3 1	319 N	Chicago St.	3 0
			298 H	Wright St.	3 0	177 H	Green Bay	2 3	328 N	N.C. A&T	3 0
			139 H	Valparaiso	1 3	83 H	Cleveland St.	0 3			
			158 A	Ill.-Chicago	0 3	139 A	Valparaiso	1 3			
			171 A	Loyola Chicago	3 2	298 A	Wright St.	3 0			

Non-Div. I Games:

Youngstown St.

Average RPI Win: 239		WON-LOST RECORD		WINNING PCT. RANK		LAST 10 GAMES		STRENGTH OF SCHEDULE		OPP. STRENGTH OF SCHEDULE		TEAM RPI		ADJ RPI		CONF. RPI		ADJ CONF. RPI	
DIV. I ONLY		12- 15		.44444 201		3- 7		216		179		208		.45468 199		19		18	
DIV. I NON-CONF.		7- 8		.46667 178		0- 1		189		163		198		.47799 184		19		19	
TOTALS		RPI 1-25		RPI 26-50		W-L RECORDS		RPI 51-100		RPI 101-150		RPI 150+							
12- 15		0- 1		0- 0		OVERALL		0- 4		2- 5		10- 5							
6- 5		0- 1		0- 0		HOME		0- 1		2- 2		4- 1							
2- 8		0- 0		0- 0		AWAY		0- 1		0- 3		2- 4							
4- 2		0- 0		0- 0		NEUTRAL		0- 2		0- 0		4- 0							
7- 8		0- 1		0- 0		NON-CONFERENCE		0- 3		0- 4		7- 0							
2- 3		0- 1		0- 0		HOME		0- 0		0- 2		2- 0							
1- 3		0- 0		0- 0		AWAY		0- 1		0- 2		1- 0							
4- 2		0- 0		0- 0		NEUTRAL		0- 2		0- 0		4- 0							
5- 7		0- 0		0- 0		CONFERENCE		0- 1		2- 1		3- 5							
4- 2		0- 0		0- 0		HOME		0- 1		2- 0		2- 1							
1- 5		0- 0		0- 0		AWAY		0- 0		0- 1		1- 4							
0- 0		0- 0		0- 0		NEUTRAL		0- 0		0- 0		0- 0							
RPI	S	Opponent		Score		RPI	S	Opponent		Score		RPI	S	Opponent		Score			
8	H	Minnesota		1 3				63	A	Long Beach St.	0 3			106	A	Northeastern	0 3		
								65	N	Wisconsin	0 3			106	H	Northeastern	3 0		
								77	H	Towson	2 3			121	H	Seton Hall	1 3		
								87	N	Cal St. Northridge	0 3			126	A	South Fla.	1 3		
														128	A	Liberty	0 3		
														135	H	Virginia	2 3		
														136	H	Delaware	3 0		
														175	A	Hofstra	1 3		
														175	H	Hofstra	1 3		
														182	N	FIU	3 1		
														195	A	William & Mary	2 3		
														227	A	UNC Wilmington	1 3		
														233	A	UMBC	3 1		
														245	A	Georgia St.	3 0		
														245	H	Georgia St.	3 0		
														252	N	Robert Morris	3 0		
														267	H	Radford	3 0		
														276	A	George Mason	2 3		
														276	H	George Mason	3 1		
														282	H	Appalachian St.	3 0		
														320	N	Howard	3 1		
														322	N	Bethune-Cookman	3 0		
LAST 10 GAMES						LAST 10 GAMES						LAST 10 GAMES							
						175	H	Hofstra	1	3	245	A	Georgia St.	3	0				
						106	H	Northeastern	3	0	135	H	Virginia	2	3				
						276	A	George Mason	2	3	77	H	Towson	2	3				
						227	A	UNC Wilmington	1	3	136	H	Delaware	3	0				
						195	A	William & Mary	2	3	106	A	Northeastern	0	3				

Non-Div. I Games:

James Madison

Average RPI Win: 267		WON-LOST RECORD		WINNING PCT. RANK		LAST 10 GAMES		STRENGTH OF SCHEDULE		OPP. STRENGTH OF SCHEDULE		TEAM RPI		ADJ RPI		CONF. RPI		ADJ CONF. RPI			
Average RPI Loss: 128																					
DIV. I ONLY		14- 14		.5 170		3- 6		228		234		201		.45453 200		20		20			
DIV. I NON-CONF.		8- 3		.72727 66		0- 0		277		270		145		.50512 139		22		22			
TOTALS		RPI 1-25		RPI 26-50		W-L RECORDS		RPI 51-100		RPI 101-150		RPI 150+									
14- 14		0- 1		0- 0		OVERALL		2- 6		0- 2		12- 5									
3- 5		0- 0		0- 0		HOME		0- 3		0- 1		3- 1									
6- 7		0- 1		0- 0		AWAY		1- 2		0- 0		5- 3									
5- 2		0- 0		0- 0		NEUTRAL		1- 1		0- 1		4- 0									
8- 3		0- 1		0- 0		NON-CONFERENCE		1- 1		0- 1		7- 0									
0- 0		0- 0		0- 0		HOME		0- 0		0- 0		0- 0									
4- 1		0- 1		0- 0		AWAY		0- 0		0- 0		4- 0									
4- 2		0- 0		0- 0		NEUTRAL		1- 1		0- 1		3- 0									
6- 11		0- 0		0- 0		CONFERENCE		1- 5		0- 1		5- 5									
3- 5		0- 0		0- 0		HOME		0- 3		0- 1		3- 1									
2- 6		0- 0		0- 0		AWAY		1- 2		0- 0		1- 4									
1- 0		0- 0		0- 0		NEUTRAL		0- 0		0- 0		1- 0									
RPI S	Opponent	Score		RPI S	Opponent	Score		RPI S	Opponent	Score		RPI S	Opponent	Score							
21 A	Miami (FL)	0 3						56 N	Central Ark.	0 3		111 H	Samford	2 3							
								70 A	Col. of Charleston	0 3		127 N	Rutgers	2 3							
								70 H	Col. of Charleston	0 3		209 A	Davidson	0 3							
								76 A	Ga. Southern	1 3		209 H	Davidson	0 3							
								76 H	Ga. Southern	1 3		210 A	UNC Greensboro	0 3							
								97 A	Furman	3 2		215 A	Elon	2 3							
								97 H	Furman	0 3		243 A	Chattanooga	2 3							
								100 N	Ole Miss	3 2		249 N	Hampton	3 1							
												274 H	Western Caro.	3 1							
												281 N	Fla. Atlantic	3 1							
												282 H	Appalachian St.	3 0							
												293 A	Gardner-Webb	3 1							
												295 A	Charleston So.	3 1							
												306 A	Citadel	3 1							
												306 H	Citadel	3 0							
												306 N	Citadel	3 2							
												312 A	Stetson	3 1							
												312 N	Stetson	3 0							
												328 A	N.C. A&T	3 1							
				LAST 10 GAMES																	
				209 A Davidson 0 3				97 A Furman 3 2													
				76 A Ga. Southern 1 3				210 A UNC Greensboro 0 3													
				306 H Citadel 3 0				215 A Elon 2 3													
				70 H Col. of Charleston 0 3				274 H Western Caro. 3 1													
				111 H Samford 2 3				282 H Appalachian St. 3 0													

Non-Div. I Games: Converse 3 0

Wofford

DePaul

DePaul				Through Games Of Sunday, Nov. 11, 2012								
Average RPI Win: 222		WON-LOST RECORD	WINNING PCT. RANK	LAST 10 GAMES	STRENGTH OF SCHEDULE	OPP. STRENGTH OF SCHEDULE	TEAM RPI	ADJ RPI	CONF. RPI	ADJ CONF. RPI		
Average RPI Loss: 116												
DIV. I ONLY		10- 18	.35714 240	4- 6	128	112	206	.45394 201	8	8		
DIV. I NON-CONF.		5- 8	.38462 228	0- 0	263	186	253	.41932 252	9	9		
TOTALS		RPI 1-25	RPI 26-50		W-L RECORDS		RPI 51-100		RPI 101-150		RPI 150+	
10- 18	0- 2		0- 2	OVERALL	0- 2			3- 6		7- 6		
4- 8	0- 0		0- 2	HOME	0- 0			2- 4		2- 2		
3- 6	0- 1		0- 0	AWAY	0- 1			1- 2		2- 2		
3- 4	0- 1		0- 0	NEUTRAL	0- 1			0- 0		3- 2		
5- 8	0- 1		0- 0	NON-CONFERENCE	0- 1			0- 1		5- 5		
1- 3	0- 0		0- 0	HOME	0- 0			0- 1		1- 2		
1- 1	0- 0		0- 0	AWAY	0- 0			0- 0		1- 1		
3- 4	0- 1		0- 0	NEUTRAL	0- 1			0- 0		3- 2		
5- 10	0- 1		0- 2	CONFERENCE	0- 1			3- 5		2- 1		
3- 5	0- 0		0- 2	HOME	0- 0			2- 3		1- 0		
2- 5	0- 1		0- 0	AWAY	0- 1			1- 2		1- 1		
0- 0	0- 0		0- 0	NEUTRAL	0- 0			0- 0		0- 0		
RPI S	Opponent	Score	RPI S	Opponent	Score	RPI S	Opponent	Score	RPI S	Opponent	Score	
2 N	Penn St.	0 3	33 H	Marquette	0 3	55 N	Oregon St.	2 3	113 H	Connecticut	1 3	
5 A	Louisville	0 3	34 H	Notre Dame	0 3	85 A	Cincinnati	1 3	115 A	St. John's (NY)	3 1	
								115 H St. John's (NY)				1 3
								120 H Pittsburgh				2 3
								121 A Seton Hall				0 3
								126 H South Fla.				3 1
								127 A Rutgers				2 3
								127 H Rutgers				3 1
								145 H Butler				2 3
								151 N Troy				1 3
								158 N Ill.-Chicago				0 3
								171 A Loyola Chicago				1 3
								177 H Green Bay				2 3
								192 H Syracuse				3 1
								203 A Villanova				3 1
								213 A Georgetown				0 3
								257 H Eastern Ill.				1 3
								275 A UT Martin				3 2
								277 N USC Upstate				3 0
								288 H Indiana St.				3 2
								298 N Wright St.				3 0
								319 N Chicago St.				3 0
				LAST 10 GAMES								
				127 H Rutgers				126 H South Fla.				3 1
				115 A St. John's (NY)				213 A Georgetown				0 3
				121 A Seton Hall				203 A Villanova				3 1
				127 A Rutgers				34 H Notre Dame				0 3
				120 H Pittsburgh				113 H Connecticut				1 3

Non-Div. I Games:

DePaul

Average RPI Win: 270		WON-LOST	WINNING	LAST 10	STRENGTH OF		OPP. STRENGTH	TEAM	ADJ	CONF.	ADJ CONF.
Average RPI Loss: 147		RECORD	PCT. RANK	GAMES	SCHEDULE		OF SCHEDULE	RPI	RPI	RPI	RPI
DIV. I ONLY		12- 13	.48 188	6- 4	220		264	209	.45322 202	27	26
DIV. I NON-CONF.		4- 7	.36364 234	1- 0	154		157	220	.4628 207	27	25
TOTALS		RPI 1-25	RPI 26-50	W-L RECORDS	RPI 51-100		RPI 101-150	RPI 150+			
12- 13	0- 1	0- 1	OVERALL	0- 1	0- 1		0- 5	12- 5			
6- 4	0- 0	0- 0	HOME	0- 0	0- 0		0- 2	6- 2			
5- 6	0- 0	0- 0	AWAY	0- 1	0- 1		0- 2	5- 3			
1- 3	0- 1	0- 1	NEUTRAL	0- 0	0- 0		0- 1	1- 0			
4- 7	0- 1	0- 1	NON-CONFERENCE	0- 1	0- 1		0- 3	4- 1			
2- 1	0- 0	0- 0	HOME	0- 0	0- 0		0- 1	2- 0			
1- 3	0- 0	0- 0	AWAY	0- 1	0- 1		0- 1	1- 1			
1- 3	0- 1	0- 1	NEUTRAL	0- 0	0- 0		0- 1	1- 0			
8- 6	0- 0	0- 0	CONFERENCE	0- 0	0- 0		0- 2	8- 4			
4- 3	0- 0	0- 0	HOME	0- 0	0- 0		0- 1	4- 2			
4- 3	0- 0	0- 0	AWAY	0- 0	0- 0		0- 1	4- 2			
0- 0	0- 0	0- 0	NEUTRAL	0- 0	0- 0		0- 0	0- 0			
RPI S	Opponent	Score	RPI S	Opponent	Score	RPI S	Opponent	Score	RPI S	Opponent	Score
13 N	Southern California	0 3	30 N	Western Ky.	0 3	59 A	TCU	0 3	127 H	Rutgers	2 3
									135 A	Virginia	0 3
									136 N	Delaware	1 3
									144 A	Army	0 3
									144 H	Army	1 3
									174 A	American	3 2
									174 H	American	0 3
									188 A	Colgate	3 1
									188 H	Colgate	0 3
									194 A	Princeton	3 2
									203 A	Villanova	1 3
									263 A	Navy	2 3
									263 H	Navy	3 0
									287 N	Prairie View	3 0
									294 A	Bucknell	2 3
									294 H	Bucknell	3 1
									300 A	Lafayette	3 0
									300 H	Lafayette	3 0
									301 H	Rider	3 1
									314 A	Holy Cross	3 0
									314 H	Holy Cross	3 1
									315 H	Delaware St.	3 0
			LAST 10 GAMES								
			144 H	Army	1 3	315 H	Delaware St.	3 0			
			314 H	Holy Cross	3 1	188 A	Colgate	3 1			
			263 H	Navy	3 0	294 A	Bucknell	2 3			
			174 H	American	0 3	314 A	Holy Cross	3 0			
			300 H	Lafayette	3 0	144 A	Army	0 3			

Non-Div. I Games:

Lehigh

Average RPI Win:	201	WON-LOST	WINNING	LAST 10	STRENGTH OF	OPP. STRENGTH	TEAM	ADJ	CONF.	ADJ CONF.		
Average RPI Loss:	122	RECORD	PCT. RANK	GAMES	SCHEDULE	OF SCHEDULE	RPI	RPI	RPI	RPI		
DIV. I ONLY	11- 19	.36667	236	2- 8	131	117	203	.45114	203	8	8	
DIV. I NON-CONF.	6- 9	.4	216	0- 1	213	187	236	.43612	237	9	9	
<hr/>												
TOTALS	RPI 1-25	RPI 26-50		W-L RECORDS		RPI 51-100		RPI 101-150		RPI 150+		
11- 19	0- 1	0- 4		OVERALL		0- 3		3- 5		8- 6		
6- 5	0- 0	0- 2		HOME		0- 1		2- 1		4- 1		
2- 10	0- 1	0- 1		AWAY		0- 2		1- 4		1- 2		
3- 4	0- 0	0- 1		NEUTRAL		0- 0		0- 0		3- 3		
6- 9	0- 0	0- 2		NON-CONFERENCE		0- 2		0- 1		6- 4		
3- 1	0- 0	0- 0		HOME		0- 1		0- 0		3- 0		
0- 4	0- 0	0- 1		AWAY		0- 1		0- 1		0- 1		
3- 4	0- 0	0- 1		NEUTRAL		0- 0		0- 0		3- 3		
5- 10	0- 1	0- 2		CONFERENCE		0- 1		3- 4		2- 2		
3- 4	0- 0	0- 2		HOME		0- 0		2- 1		1- 1		
2- 6	0- 1	0- 0		AWAY		0- 1		1- 3		1- 1		
0- 0	0- 0	0- 0		NEUTRAL		0- 0		0- 0		0- 0		
<hr/>												
RPI S	Opponent	Score	RPI S	Opponent	Score	RPI S	Opponent	Score	RPI S	Opponent	Score	
5	A Louisville	0 3	33	H Marquette	0 3	72	A Yale	1 3	113	A Connecticut	1 3	
			34	H Notre Dame	0 3	81	H Maryland	0 3	115	A St. John's (NY)	2 3	
			39	A Arizona St.	0 3	85	A Cincinnati	0 3	120	A Pittsburgh	3 1	
			50	N Northwestern	1 3				120	H Pittsburgh	1 3	
									121	H Seton Hall	3 2	
									126	A South Fla.	0 3	
									127	H Rutgers	3 1	
									136	A Delaware	0 3	
									170	N Gonzaga	2 3	
									180	N Temple	3 2	
									192	A Syracuse	0 3	
									192	H Syracuse	3 1	
									193	A Penn	0 3	
									201	H DePaul	1 3	
									202	H Lehigh	3 1	
									213	A Georgetown	3 1	
									232	H New Hampshire	3 2	
									252	H Robert Morris	3 0	
									266	N UC Riverside	0 3	
									272	N Brown	3 0	
									281	N Fla. Atlantic	1 3	
									296	N La Salle	3 0	
<hr/>												
LAST 10 GAMES												
120 H Pittsburgh						1	3	192 H Syracuse				3 1
192 A Syracuse						0	3	34 H Notre Dame				0 3
85 A Cincinnati						0	3	201 H DePaul				1 3
5 A Louisville						0	3	136 A Delaware				0 3
33 H Marquette						0	3	120 A Pittsburgh				3 1

Non-Div. I Games:

Villanova

Average RPI Win: 222		WON-LOST	WINNING	LAST 10	STRENGTH OF		OPP. STRENGTH	TEAM	ADJ	CONF.	ADJ CONF.
Average RPI Loss: 117		RECORD	PCT. RANK	GAMES	SCHEDULE		OF SCHEDULE	RPI	RPI	RPI	RPI
DIV. I ONLY		10- 18	.35714	240	5- 5		127	164	213	.45017	204
DIV. I NON-CONF.		3- 9	.25	268	0- 0		48	97	176	.48462	172
TOTALS		RPI 1-25	RPI 26-50		W-L RECORDS		RPI 51-100		RPI 101-150		RPI 150+
10- 18	0- 0	0- 3		OVERALL		0- 4		2- 6		8- 5	
5- 6	0- 0	0- 2		HOME		0- 1		1- 1		4- 2	
2- 9	0- 0	0- 1		AWAY		0- 3		0- 2		2- 3	
3- 3	0- 0	0- 0		NEUTRAL		0- 0		1- 3		2- 0	
3- 9	0- 0	0- 3		NON-CONFERENCE		0- 2		1- 3		2- 1	
0- 3	0- 0	0- 2		HOME		0- 0		0- 0		0- 1	
0- 3	0- 0	0- 1		AWAY		0- 2		0- 0		0- 0	
3- 3	0- 0	0- 0		NEUTRAL		0- 0		1- 3		2- 0	
7- 9	0- 0	0- 0		CONFERENCE		0- 2		1- 3		6- 4	
5- 3	0- 0	0- 0		HOME		0- 1		1- 1		4- 1	
2- 6	0- 0	0- 0		AWAY		0- 1		0- 2		2- 3	
0- 0	0- 0	0- 0		NEUTRAL		0- 0		0- 0		0- 0	
RPI S	Opponent	Score	RPI S	Opponent	Score	RPI S	Opponent	Score	RPI S	Opponent	Score
27 A	Oklahoma	0 3	52 A	Georgia Tech	2 3	103 N	A&M-Corpus Christi	3 0			
42 H	Wichita St.	2 3	57 A	Tulsa	1 3	110 N	New Mexico	0 3			
49 H	Auburn	0 3	57 H	Tulsa	0 3	112 A	Rice	2 3			
			59 A	TCU	0 3	112 H	Rice	1 3			
						144 N	Army	1 3			
						147 A	UTEP	1 3			
						147 H	UTEP	3 1			
						148 N	Cal St. Fullerton	0 3			
						152 H	Texas St.	0 3			
						162 N	UALR	3 2			
						168 A	UAB	2 3			
						181 H	Marshall	2 3			
						185 A	UCF	3 1			
						211 A	Houston	0 3			
						211 H	Houston	3 1			
						241 H	Memphis	3 2			
						279 A	Southern Miss.	3 0			
						285 A	Tulane	0 3			
						285 H	Tulane	3 2			
						295 N	Charleston So.	3 0			
						316 H	East Carolina	3 0			
			LAST 10 GAMES								
	112 H	Rice	1	3		168 A	UAB	2 3			
	211 H	Houston	3	1		57 H	Tulsa	0 3			
	285 A	Tulane	0	3		147 H	UTEP	3 1			
	147 A	UTEP	1	3		285 H	Tulane	3 2			
	241 H	Memphis	3	2		279 A	Southern Miss.	3 0			

Non-Div. I Games:

SMU

Average RPI Win: 240		WON-LOST	WINNING	LAST 10	STRENGTH OF		OPP. STRENGTH	TEAM	ADJ	CONF.	ADJ CONF.		
Average RPI Loss: 104		RECORD	PCT. RANK	GAMES	SCHEDULE		OF SCHEDULE	RPI	RPI	RPI	RPI		
DIV. I ONLY		9- 20	.31034	272	2- 8		110	138	214	.44856	205	10	10
DIV. I NON-CONF.		5- 8	.38462	228	0- 0		152	208	215	.45834	216	10	10
<hr/>													
TOTALS		RPI 1-25		RPI 26-50		W-L RECORDS		RPI 51-100		RPI 101-150		RPI 150+	
9- 20		0- 0		0- 7		OVERALL		1- 6		0- 2		8- 5	
6- 6		0- 0		0- 3		HOME		1- 2		0- 0		5- 1	
1- 10		0- 0		0- 4		AWAY		0- 3		0- 0		1- 3	
2- 4		0- 0		0- 0		NEUTRAL		0- 1		0- 2		2- 1	
5- 8		0- 0		0- 1		NON-CONFERENCE		0- 2		0- 2		5- 3	
2- 1		0- 0		0- 0		HOME		0- 0		0- 0		2- 1	
1- 3		0- 0		0- 1		AWAY		0- 1		0- 0		1- 1	
2- 4		0- 0		0- 0		NEUTRAL		0- 1		0- 2		2- 1	
4- 12		0- 0		0- 6		CONFERENCE		1- 4		0- 0		3- 2	
4- 5		0- 0		0- 3		HOME		1- 2		0- 0		3- 0	
0- 7		0- 0		0- 3		AWAY		0- 2		0- 0		0- 2	
0- 0		0- 0		0- 0		NEUTRAL		0- 0		0- 0		0- 0	
RPI S	Opponent	Score	RPI S	Opponent	Score	RPI S	Opponent	Score	RPI S	Opponent	Score		
			31 A	Creighton	0 3	73 A	Morehead St.	1 3	126 N	South Fla.	1 3		
			31 H	Creighton	1 3	78 A	Southern Ill.	0 3	141 N	Northern Ky.	1 3		
			42 A	Wichita St.	0 3	78 H	Southern Ill.	1 3	155 N	Utah Valley	3 1		
			42 H	Wichita St.	1 3	87 N	Cal St. Northridge	0 3	179 A	Saint Louis	1 3		
			44 A	UNI	1 3	89 A	Missouri St.	0 3	183 H	Belmont	2 3		
			44 H	UNI	0 3	89 H	Missouri St.	3 0	190 N	Southeast Mo. St.	0 3		
			45 A	Arizona	0 3	98 H	Illinois St.	0 3	234 A	Bradley	0 3		
									234 H	Bradley	3 0		
									253 A	Drake	0 3		
									253 H	Drake	3 1		
									275 H	UT Martin	3 0		
									284 A	SIU Edwardsville	3 0		
									286 N	Alabama A&M	3 0		
									288 H	Indiana St.	3 2		
									292 H	Murray St.	3 0		
<hr/>													
LAST 10 GAMES													
			44 H	UNI	0 3	42 H	Wichita St.	1 3					
			234 H	Bradley	3 0	89 H	Missouri St.	3 0					
			78 H	Southern Ill.	1 3	234 A	Bradley	0 3					
			253 A	Drake	0 3	44 A	UNI	1 3					
			31 A	Creighton	0 3	78 A	Southern Ill.	0 3					

Non-Div. I Games:

Evansville

Average RPI Win: 264		WON-LOST	WINNING	LAST 10	STRENGTH OF		OPP. STRENGTH	TEAM	ADJ	CONF.	ADJ CONF.
Average RPI Loss: 139		RECORD	PCT. RANK	GAMES	SCHEDULE		OF SCHEDULE	RPI	RPI	RPI	RPI
DIV. I ONLY		14- 16	.46667	191	4- 6		178	247	200	.44829	206
DIV. I NON-CONF.		6- 8	.42857	202	0- 0		90	239	162	.49166	159
TOTALS		RPI 1-25	RPI 26-50		W-L RECORDS		RPI 51-100		RPI 101-150		RPI 150+
14- 16	0- 1	0- 1		OVERALL		0- 5		0- 0		14- 9	
2- 6	0- 0	0- 0		HOME		0- 1		0- 0		2- 5	
7- 5	0- 1	0- 1		AWAY		0- 2		0- 0		7- 1	
5- 5	0- 0	0- 0		NEUTRAL		0- 2		0- 0		5- 3	
6- 8	0- 1	0- 1		NON-CONFERENCE		0- 3		0- 0		6- 3	
0- 0	0- 0	0- 0		HOME		0- 0		0- 0		0- 0	
1- 3	0- 1	0- 1		AWAY		0- 1		0- 0		1- 0	
5- 5	0- 0	0- 0		NEUTRAL		0- 2		0- 0		5- 3	
8- 8	0- 0	0- 0		CONFERENCE		0- 2		0- 0		8- 6	
2- 6	0- 0	0- 0		HOME		0- 1		0- 0		2- 5	
6- 2	0- 0	0- 0		AWAY		0- 1		0- 0		6- 1	
0- 0	0- 0	0- 0		NEUTRAL		0- 0		0- 0		0- 0	
RPI S	Opponent	Score		RPI S	Opponent	Score		RPI S	Opponent	Score	
20 A	Purdue	1	3	49 A	Auburn	0	3	56 A	Central Ark.	0	3
								71 N	Bowling Green	1	3
								73 A	Morehead St.	2	3
								73 H	Morehead St.	2	3
								76 N	Ga. Southern	0	3
									156 N	South Dakota	3 2
									156 N	South Dakota	2 3
									164 N	High Point	2 3
									168 N	UAB	0 3
									183 A	Belmont	0 3
									183 H	Belmont	0 3
									184 A	Austin Peay	3 1
									190 H	Southeast Mo. St.	0 3
									219 A	Tennessee St.	3 1
									219 H	Tennessee St.	1 3
									242 N	Southeastern La.	3 0
									257 H	Eastern Ill.	1 3
									260 N	Jackson St.	3 0
									264 A	Eastern Ky.	3 2
									264 H	Eastern Ky.	3 2
									275 A	UT Martin	3 2
									284 H	SIU Edwardsville	1 3
									292 A	Murray St.	3 0
									302 A	Tennessee Tech	3 0
									302 H	Tennessee Tech	3 1
									309 N	Ark.-Pine Bluff	3 0
									312 N	Stetson	3 2
									317 A	Alabama St.	3 0
LAST 10 GAMES											
				275 A	UT Martin	3	2	264 A	Eastern Ky.	3	2
				302 H	Tennessee Tech	3	1	183 H	Belmont	0	3
				284 H	SIU Edwardsville	1	3	219 H	Tennessee St.	1	3
				257 H	Eastern Ill.	1	3	264 H	Eastern Ky.	3	2
				73 A	Morehead St.	2	3	73 H	Morehead St.	2	3

Non-Div. I Games:

Jacksonville St.

Average RPI Win: 231		WON-LOST RECORD		WINNING PCT. RANK		LAST 10 GAMES		STRENGTH OF SCHEDULE		OPP. STRENGTH OF SCHEDULE		TEAM RPI		ADJ RPI		CONF. RPI		ADJ CONF. RPI	
DIV. I ONLY		13- 17		.43333 204		3- 7		211		170		211		.44785 207		15		15	
DIV. I NON-CONF.		7- 8		.46667 178		0- 1		210		218		218		.45814 217		12		12	
TOTALS		RPI 1-25		RPI 26-50		W-L RECORDS		RPI 51-100		RPI 101-150		RPI 150+							
13- 17		0- 0		0- 2		OVERALL		0- 4		1- 3		12- 8							
6- 4		0- 0		0- 1		HOME		0- 0		1- 0		5- 3							
3- 8		0- 0		0- 1		AWAY		0- 1		0- 1		3- 5							
4- 5		0- 0		0- 0		NEUTRAL		0- 3		0- 2		4- 0							
7- 8		0- 0		0- 0		NON-CONFERENCE		0- 4		0- 2		7- 2							
1- 1		0- 0		0- 0		HOME		0- 0		0- 0		1- 1							
2- 2		0- 0		0- 0		AWAY		0- 1		0- 0		2- 1							
4- 5		0- 0		0- 0		NEUTRAL		0- 3		0- 2		4- 0							
6- 9		0- 0		0- 2		CONFERENCE		0- 0		1- 1		5- 6							
5- 3		0- 0		0- 1		HOME		0- 0		1- 0		4- 2							
1- 6		0- 0		0- 1		AWAY		0- 0		0- 1		1- 4							
0- 0		0- 0		0- 0		NEUTRAL		0- 0		0- 0		0- 0							
RPI S	Opponent	Score		RPI S	Opponent	Score		RPI S	Opponent	Score		RPI S	Opponent	Score					
				30 A	Western Ky.	0	3	56 N	Central Ark.	1	3	111 N	Samford	1	3				
				30 H	Western Ky.	0	3	65 N	Wisconsin	1	3	118 H	North Texas	3	1				
								76 A	Ga. Southern	1	3	122 A	Arkansas St.	0	3				
								78 N	Southern Ill.	1	3	139 N	Valparaiso	1	3				
												151 A	Troy	1	3				
												151 H	Troy	1	3				
												162 A	UALR	1	3				
												173 A	Middle Tenn.	3	2				
												173 H	Middle Tenn.	1	3				
												179 A	Saint Louis	0	3				
												182 A	FIU	2	3				
												182 H	FIU	3	0				
												186 H	Nicholls St.	3	0				
												197 H	La.-Lafayette	3	1				
												222 N	Jacksonville	3	0				
												229 N	Mercer	3	1				
												245 A	Georgia St.	3	2				
												259 H	La.-Monroe	3	2				
												260 H	Jackson St.	2	3				
												279 A	Southern Miss.	3	0				
												281 A	Fla. Atlantic	2	3				
												281 H	Fla. Atlantic	3	0				
												308 N	Louisiana Tech	3	1				
												329 N	Savannah St.	3	0				
LAST 10 GAMES																			
				182 A	FIU	2	3	260 H	Jackson St.	2	3	308 N	Louisiana Tech	3	1				
				281 A	Fla. Atlantic	2	3	197 H	La.-Lafayette	3	1	329 N	Savannah St.	3	0				
				30 H	Western Ky.	0	3	151 A	Troy	1	3								
				173 H	Middle Tenn.	1	3	118 H	North Texas	3	1								
				151 H	Troy	1	3	259 H	La.-Monroe	3	2								

Non-Div. I Games:

South Ala.

Average RPI Win:	262	WON-LOST RECORD	WINNING PCT. RANK	LAST 10 GAMES	STRENGTH OF SCHEDULE	OPP. STRENGTH OF SCHEDULE	TEAM RPI	ADJ RPI	CONF. RPI	ADJ CONF. RPI				
Average RPI Loss:	197													
DIV. I ONLY		16- 12	.57143	127	6- 4	241	285	189	.44733	208	26	28		
DIV. I NON-CONF.		3- 7	.3	256	0- 0	238	250	267	.39815	266	30	29		
<hr/>														
TOTALS	RPI 1-25	RPI 26-50		W-L RECORDS		RPI 51-100		RPI 101-150		RPI 150+				
16- 12	0- 0	0- 0		OVERALL		0- 1		0- 2		16- 9				
7- 2	0- 0	0- 0		HOME		0- 0		0- 0		7- 2				
6- 6	0- 0	0- 0		AWAY		0- 0		0- 0		6- 6				
3- 4	0- 0	0- 0		NEUTRAL		0- 1		0- 2		3- 1				
<hr/>														
3- 7	0- 0	0- 0		NON-CONFERENCE		0- 1		0- 2		3- 4				
0- 0	0- 0	0- 0		HOME		0- 0		0- 0		0- 0				
0- 3	0- 0	0- 0		AWAY		0- 0		0- 0		0- 3				
3- 4	0- 0	0- 0		NEUTRAL		0- 1		0- 2		3- 1				
<hr/>														
13- 5	0- 0	0- 0		CONFERENCE		0- 0		0- 0		13- 5				
7- 2	0- 0	0- 0		HOME		0- 0		0- 0		7- 2				
6- 3	0- 0	0- 0		AWAY		0- 0		0- 0		6- 3				
0- 0	0- 0	0- 0		NEUTRAL		0- 0		0- 0		0- 0				
<hr/>														
RPI S	Opponent	Score	RPI S	Opponent	Score	RPI S	Opponent	Score	RPI S	Opponent	Score			
						97 N	Furman	0 3	119 N	Oral Roberts	0 3			
						121 N	Seton Hall	0 3						
						169 A	Fairfield	0 3						
						169 H	Fairfield	3 2						
						176 A	Siena	3 1						
						176 H	Siena	0 3						
						187 N	San Jose St.	3 1						
						223 A	Rhode Island	2 3						
						224 A	Niagara	1 3						
						224 H	Niagara	1 3						
						229 N	Mercer	1 3						
						231 A	Buffalo	1 3						
						250 A	Iona	2 3						
						250 H	Iona	3 1						
						258 A	Loyola Maryland	3 2						
						258 H	Loyola Maryland	3 0						
						261 A	Manhattan	3 1						
						261 H	Manhattan	3 1						
						271 A	Marist	3 1						
						271 H	Marist	3 1						
						277 N	USC Upstate	3 1						
						295 A	Charleston So.	2 3						
						LAST 10 GAMES			LAST 10 GAMES			LAST 10 GAMES		
						169 A	Fairfield	0 3	301 A	Rider	3 0	301 A	Rider	3 0
						250 A	Iona	2 3	271 H	Marist	3 1	301 H	Rider	3 0
325 H	Saint Peter's	3 0	176 H	Siena	0 3	303 N	Hartford	3 0						
261 H	Manhattan	3 1	224 A	Niagara	1 3	325 A	Saint Peter's	3 0						
258 A	Loyola Maryland	3 2	250 H	Iona	3 1	325 H	Saint Peter's	3 0						

Non-Div. I Games:

Canisius

Average RPI Win: 260		WON-LOST RECORD		WINNING PCT. RANK		LAST 10 GAMES		STRENGTH OF SCHEDULE		OPP. STRENGTH OF SCHEDULE		TEAM RPI		ADJ RPI		CONF. RPI		ADJ CONF. RPI	
DIV. I ONLY		11- 15		.42308 210		4- 6		149		241		202		.44721 209		20		20	
DIV. I NON-CONF.		4- 6		.4 216		0- 0		228		271		247		.42292 250		22		22	
TOTALS		RPI 1-25		RPI 26-50		W-L RECORDS		RPI 51-100		RPI 101-150		RPI 150+							
11- 15		0- 0		0- 0		OVERALL		0- 6		0- 2		11- 7							
6- 6		0- 0		0- 0		HOME		0- 3		0- 0		6- 3							
3- 7		0- 0		0- 0		AWAY		0- 3		0- 2		3- 2							
2- 2		0- 0		0- 0		NEUTRAL		0- 0		0- 0		2- 2							
4- 6		0- 0		0- 0		NON-CONFERENCE		0- 0		0- 1		4- 5							
2- 2		0- 0		0- 0		HOME		0- 0		0- 0		2- 2							
0- 2		0- 0		0- 0		AWAY		0- 0		0- 1		0- 1							
2- 2		0- 0		0- 0		NEUTRAL		0- 0		0- 0		2- 2							
7- 9		0- 0		0- 0		CONFERENCE		0- 6		0- 1		7- 2							
4- 4		0- 0		0- 0		HOME		0- 3		0- 0		4- 1							
3- 5		0- 0		0- 0		AWAY		0- 3		0- 1		3- 1							
0- 0		0- 0		0- 0		NEUTRAL		0- 0		0- 0		0- 0							
RPI	S	Opponent		Score	RPI	S	Opponent		Score	RPI	S	Opponent		Score					
							70 A	Col. of Charleston	1 3			111 A	Samford	1 3					
							70 H	Col. of Charleston	0 3			143 A	Wake Forest	2 3					
							76 A	Ga. Southern	1 3			159 A	North Florida	2 3					
							76 H	Ga. Southern	0 3			164 H	High Point	0 3					
							97 A	Furman	0 3			177 H	Green Bay	2 3					
							97 H	Furman	0 3			200 A	Wofford	3 0					
												200 H	Wofford	3 0					
												210 H	UNC Greensboro	3 2					
												215 H	Elon	1 3					
												216 N	Presbyterian	2 3					
												221 N	Florida A&M	2 3					
												227 N	UNC Wilmington	3 1					
												243 A	Chattanooga	1 3					
												254 N	Winthrop	3 2					
												274 A	Western Caro.	3 0					
												282 H	Appalachian St.	3 1					
												293 H	Gardner-Webb	3 0					
												306 A	Citadel	3 2					
												306 H	Citadel	3 0					
												310 H	N.C. Central	3 0					
LAST 10 GAMES																			
							200 H	Wofford	3 0			70 A	Col. of Charleston	1 3					
							97 H	Furman	0 3			111 A	Samford	1 3					
							76 A	Ga. Southern	1 3			243 A	Chattanooga	1 3					
							282 H	Appalachian St.	3 1			210 H	UNC Greensboro	3 2					
							306 A	Citadel	3 2			215 H	Elon	1 3					

Non-Div. I Games:

Davidson

Average RPI Win:	257	WON-LOST	WINNING	LAST 10	STRENGTH OF	OPP. STRENGTH	TEAM	ADJ	CONF.	ADJ CONF.							
Average RPI Loss:	156	RECORD	PCT. RANK	GAMES	SCHEDULE	OF SCHEDULE	RPI	RPI	RPI	RPI							
DIV. I ONLY	13- 15	.46429	192	3- 7	162	274	197	.44637	210	20	20						
DIV. I NON-CONF.	6- 6	.5	158	0- 0	127	314	171	.4786	183	22	22						
<hr/>																	
TOTALS	RPI 1-25	RPI 26-50		W-L RECORDS		RPI 51-100		RPI 101-150		RPI 150+							
13- 15	0- 0	0- 0		OVERALL		0- 5		1- 2		12- 8							
8- 8	0- 0	0- 0		HOME		0- 3		0- 1		8- 4							
3- 7	0- 0	0- 0		AWAY		0- 2		0- 1		3- 4							
2- 0	0- 0	0- 0		NEUTRAL		0- 0		1- 0		1- 0							
<hr/>																	
6- 6	0- 0	0- 0		NON-CONFERENCE		0- 2		1- 0		5- 4							
3- 5	0- 0	0- 0		HOME		0- 2		0- 0		3- 3							
1- 1	0- 0	0- 0		AWAY		0- 0		0- 0		1- 1							
2- 0	0- 0	0- 0		NEUTRAL		0- 0		1- 0		1- 0							
<hr/>																	
7- 9	0- 0	0- 0		CONFERENCE		0- 3		0- 2		7- 4							
5- 3	0- 0	0- 0		HOME		0- 1		0- 1		5- 1							
2- 6	0- 0	0- 0		AWAY		0- 2		0- 1		2- 3							
0- 0	0- 0	0- 0		NEUTRAL		0- 0		0- 0		0- 0							
<hr/>																	
RPI S	Opponent	Score	RPI S	Opponent	Score	RPI S	Opponent	Score	RPI S	Opponent	Score						
						60 H	Ohio	0 3	111 A	Samford	1 3						
						70 A	Col. of Charleston	0 3	111 H	Samford	0 3						
						73 H	Morehead St.	2 3	128 N	Liberty	3 2						
						76 A	Ga. Southern	0 3	164 A	High Point	2 3						
						97 H	Furman	2 3	174 H	American	2 3						
									198 H	Youngstown St.	1 3						
									200 H	Wofford	3 0						
									209 A	Davidson	2 3						
									215 A	Elon	3 2						
									215 H	Elon	1 3						
									227 H	UNC Wilmington	3 2						
									243 A	Chattanooga	2 3						
									243 H	Chattanooga	3 1						
									249 N	Hampton	3 1						
									269 H	UNC Asheville	2 3						
									274 A	Western Caro.	0 3						
									274 H	Western Caro.	3 1						
									282 A	Appalachian St.	3 1						
									282 H	Appalachian St.	3 1						
									299 H	South Carolina St.	3 0						
									306 H	Citadel	3 2						
									310 A	N.C. Central	3 1						
									328 H	N.C. A&T	3 0						
									LAST 10 GAMES								
									70 A	Col. of Charleston	0 3	274 H	Western Caro.	3 1			
			215 H	Elon	1 3	200 H	Wofford	3 0									
			111 A	Samford	1 3	97 H	Furman	2 3									
			243 A	Chattanooga	2 3	209 A	Davidson	2 3									
			282 H	Appalachian St.	3 1	76 A	Ga. Southern	0 3									

Non-Div. I Games:

UNC Greensboro

Average RPI Win:		214	WON-LOST RECORD		WINNING PCT. RANK		LAST 10 GAMES		STRENGTH OF SCHEDULE		OPP. STRENGTH OF SCHEDULE		TEAM RPI		ADJ RPI		CONF. RPI		ADJ CONF. RPI		
DIV. I ONLY			8- 18		.30769 275		4- 6		117		120		218		.44476 211		22		22		
DIV. I NON-CONF.			1- 9		.1 307		0- 0		30		25		202		.46997 197		18		18		
TOTALS		RPI 1-25		RPI 26-50		W-L RECORDS		RPI 51-100		RPI 101-150		RPI 150+									
8- 18		0- 4		0- 2		OVERALL		1- 3		1- 3		6- 6									
5- 7		0- 2		0- 1		HOME		0- 2		1- 1		4- 1									
3- 7		0- 1		0- 0		AWAY		1- 1		0- 2		2- 3									
0- 4		0- 1		0- 1		NEUTRAL		0- 0		0- 0		0- 2									
1- 9		0- 4		0- 2		NON-CONFERENCE		1- 1		0- 0		0- 2									
0- 4		0- 2		0- 1		HOME		0- 1		0- 0		0- 0									
1- 1		0- 1		0- 0		AWAY		1- 0		0- 0		0- 0									
0- 4		0- 1		0- 1		NEUTRAL		0- 0		0- 0		0- 2									
7- 9		0- 0		0- 0		CONFERENCE		0- 2		1- 3		6- 4									
5- 3		0- 0		0- 0		HOME		0- 1		1- 1		4- 1									
2- 6		0- 0		0- 0		AWAY		0- 1		0- 2		2- 3									
0- 0		0- 0		0- 0		NEUTRAL		0- 0		0- 0		0- 0									
RPI S	Opponent		Score		RPI S	Opponent		Score		RPI S	Opponent		Score		RPI S	Opponent		Score			
9 N	Oregon		0	3	36 H	Pepperdine		0	3	57 A	Tulsa		0	3	112 A	Rice		0	3		
10 H	Florida St.		0	3	47 N	Missouri		0	3	57 H	Tulsa		2	3	112 H	Rice		3	1		
23 A	Ohio St.		0	3						91 H	UTSA		1	3	147 A	UTEP		0	3		
23 H	Ohio St.		1	3						96 A	Lipscomb		3	1	147 H	UTEP		0	3		
															168 A	UAB		2	3		
															181 H	Marshall		3	1		
															185 H	UCF		1	3		
															204 A	SMU		1	3		
															204 H	SMU		3	0		
															218 N	Toledo		2	3		
															241 A	Memphis		3	1		
															279 H	Southern Miss.		3	0		
															282 N	Appalachian St.		2	3		
															285 A	Tulane		1	3		
															285 H	Tulane		3	1		
															316 A	East Carolina		3	0		
LAST 10 GAMES																					
							57 A	Tulsa	0	3							285 A	Tulane	1	3	
							204 A	SMU	1	3							147 A	UTEP	0	3	
							279 H	Southern Miss.	3	0							181 H	Marshall	3	1	
							185 H	UCF	1	3							316 A	East Carolina	3	0	
							112 H	Rice	3	1							147 H	UTEP	0	3	

Non-Div. I Games:

Houston

Average RPI Win: 243		WON-LOST RECORD		WINNING PCT. RANK		LAST 10 GAMES		STRENGTH OF SCHEDULE		OPP. STRENGTH OF SCHEDULE		TEAM RPI		ADJ RPI		CONF. RPI		ADJ CONF. RPI	
DIV. I ONLY		13- 15		.46429 192		3- 5		232		200		212		.44476 211		30		29	
DIV. I NON-CONF.		13- 15		.46429 182		3- 5		204		206		214		.44476 232		29		30	
TOTALS		RPI 1-25		RPI 26-50		W-L RECORDS		RPI 51-100		RPI 101-150		RPI 150+							
13- 15		0- 0		0- 1		OVERALL		0- 5		1- 4		12- 5							
6- 3		0- 0		0- 0		HOME		0- 1		0- 1		6- 1							
4- 8		0- 0		0- 1		AWAY		0- 3		1- 0		3- 4							
3- 4		0- 0		0- 0		NEUTRAL		0- 1		0- 3		3- 0							
13- 15		0- 0		0- 1		NON-CONFERENCE		0- 5		1- 4		12- 5							
6- 3		0- 0		0- 0		HOME		0- 1		0- 1		6- 1							
4- 8		0- 0		0- 1		AWAY		0- 3		1- 0		3- 4							
3- 4		0- 0		0- 0		NEUTRAL		0- 1		0- 3		3- 0							
0- 0		0- 0		0- 0		CONFERENCE		0- 0		0- 0		0- 0							
0- 0		0- 0		0- 0		HOME		0- 0		0- 0		0- 0							
0- 0		0- 0		0- 0		AWAY		0- 0		0- 0		0- 0							
0- 0		0- 0		0- 0		NEUTRAL		0- 0		0- 0		0- 0							
RPI	S	Opponent		Score		RPI	S	Opponent		Score		RPI	S	Opponent		Score			
				48	A	Loyola Marymount	0	3	74	A	Fresno St.	0	3	110	A	New Mexico	3	2	
									74	H	Fresno St.	1	3	110	H	New Mexico	1	3	
									82	A	UNLV	0	3	124	N	Washington St.	0	3	
									84	N	Northern Ariz.	1	3	124	N	Washington St.	1	3	
									88	A	Colorado	2	3	148	N	Cal St. Fullerton	1	3	
														154	A	Boise St.	0	3	
														154	H	Boise St.	1	3	
														155	A	Utah Valley	1	3	
														155	H	Utah Valley	3	2	
														172	H	UMES	3	1	
														172	H	UMES	3	1	
														178	A	Air Force	0	3	
														217	H	Cal Poly	3	2	
														244	H	Southern Utah	3	1	
														247	A	Nevada	3	1	
														266	A	UC Riverside	1	3	
														290	N	Norfolk St.	3	0	
														294	H	Bucknell	3	0	
														306	N	Citadel	3	0	
														317	A	Alabama St.	3	1	
														317	A	Alabama St.	3	0	
														319	N	Chicago St.	3	0	
LAST 10 GAMES				110	A	New Mexico	3	2	319	N	Chicago St.	3	0						
				154	A	Boise St.	0	3	155	A	Utah Valley	1	3						
				266	A	UC Riverside	1	3	74	A	Fresno St.	0	3						
				244	H	Southern Utah	3	1	317	A	Alabama St.	3	1						
				74	H	Fresno St.	1	3	317	A	Alabama St.	3	0						

Non-Div. I Games: Hawaii Pacific 1 3 Chaminade 3 1

CSU Bakersfield

Average RPI Win: 222		WON-LOST	WINNING	LAST 10	STRENGTH OF		OPP. STRENGTH	TEAM	ADJ	CONF.	ADJ CONF.
Average RPI Loss: 116		RECORD	PCT. RANK	GAMES	SCHEDULE		OF SCHEDULE	RPI	RPI	RPI	RPI
DIV. I ONLY		7- 21	.25 286	1- 9	93		127	221	.44439 213	8	8
DIV. I NON-CONF.		6- 7	.46154 183	0- 0	130		212	167	.4835 174	9	9
TOTALS		RPI 1-25	RPI 26-50	W-L RECORDS	RPI 51-100		RPI 101-150	RPI 150+			
7- 21	0- 1		0- 3	OVERALL	0- 3		1- 10	6- 4			
1- 8	0- 0		0- 2	HOME	0- 0		0- 4	1- 2			
2- 10	0- 1		0- 0	AWAY	0- 3		0- 6	2- 0			
4- 3	0- 0		0- 1	NEUTRAL	0- 0		1- 0	3- 2			
6- 7	0- 0		0- 1	NON-CONFERENCE	0- 2		1- 2	5- 2			
0- 1	0- 0		0- 0	HOME	0- 0		0- 1	0- 0			
2- 3	0- 0		0- 0	AWAY	0- 2		0- 1	2- 0			
4- 3	0- 0		0- 1	NEUTRAL	0- 0		1- 0	3- 2			
1- 14	0- 1		0- 2	CONFERENCE	0- 1		0- 8	1- 2			
1- 7	0- 0		0- 2	HOME	0- 0		0- 3	1- 2			
0- 7	0- 1		0- 0	AWAY	0- 1		0- 5	0- 0			
0- 0	0- 0		0- 0	NEUTRAL	0- 0		0- 0	0- 0			
RPI S Opponent	Score	RPI S Opponent	Score	RPI S Opponent	Score	RPI S Opponent	Score	RPI S Opponent	Score		
5 A Louisville	0 3	33 H Marquette	1 3	62 A VCU	1 3	113 A Connecticut	1 3	113 H Connecticut	1 3		
		34 H Notre Dame	0 3	70 A Col. of Charleston	2 3	115 A St. John's (NY)	0 3	120 A Pittsburgh	1 3		
		38 N Michigan St.	0 3	85 A Cincinnati	0 3	121 H Seton Hall	1 3	126 A South Fla.	0 3		
						126 A South Fla.	2 3	127 H Rutgers	1 3		
						128 H Liberty	1 3	135 N Virginia	3 0		
						136 A Delaware	0 3	174 A American	3 0		
						192 H Syracuse	2 3	195 A William & Mary	3 1		
						201 H DePaul	3 0	203 H Villanova	1 3		
						216 N Presbyterian	1 3	261 N Manhattan	3 0		
						276 N George Mason	3 0	282 N Appalachian St.	2 3		
						311 N Campbell	3 1				
		LAST 10 GAMES									
		126 A South Fla.	0 3	33 H Marquette	1 3						
		113 H Connecticut	1 3	201 H DePaul	3 0						
		5 A Louisville	0 3	34 H Notre Dame	0 3						
		85 A Cincinnati	0 3	126 A South Fla.	2 3						
		192 H Syracuse	2 3	120 A Pittsburgh	1 3						

Non-Div. I Games:

Georgetown

Average RPI Win: 254		WON-LOST	WINNING	LAST 10	STRENGTH OF		OPP. STRENGTH	TEAM	ADJ	CONF.	ADJ CONF.
Average RPI Loss: 162		RECORD	PCT. RANK	GAMES	SCHEDULE		OF SCHEDULE	RPI	RPI	RPI	RPI
DIV. I ONLY		16- 17	.48485	181	214		270	205	.44415	214	21
DIV. I NON-CONF.		11- 4	.73333	63	239		303	130	.50978	134	24
TOTALS		RPI 1-25	RPI 26-50		W-L RECORDS		RPI 51-100		RPI 101-150		RPI 150+
16- 17	0- 0	0- 0		OVERALL		0- 3		0- 5		16- 9	
6- 7	0- 0	0- 0		HOME		0- 1		0- 2		6- 4	
7- 6	0- 0	0- 0		AWAY		0- 1		0- 2		7- 3	
3- 4	0- 0	0- 0		NEUTRAL		0- 1		0- 1		3- 2	
11- 4	0- 0	0- 0		NON-CONFERENCE		0- 1		0- 1		11- 2	
4- 0	0- 0	0- 0		HOME		0- 0		0- 0		4- 0	
4- 0	0- 0	0- 0		AWAY		0- 0		0- 0		4- 0	
3- 4	0- 0	0- 0		NEUTRAL		0- 1		0- 1		3- 2	
5- 13	0- 0	0- 0		CONFERENCE		0- 2		0- 4		5- 7	
2- 7	0- 0	0- 0		HOME		0- 1		0- 2		2- 4	
3- 6	0- 0	0- 0		AWAY		0- 1		0- 2		3- 3	
0- 0	0- 0	0- 0		NEUTRAL		0- 0		0- 0		0- 0	
RPI S	Opponent	Score	RPI S	Opponent	Score	RPI S	Opponent	Score	RPI S	Opponent	Score
						77 N	Towson	0 3	110 N	New Mexico	0 3
						96 A	Lipscomb	1 3	116 A	FGCU	1 3
						96 H	Lipscomb	0 3	116 H	FGCU	0 3
									141 A	Northern Ky.	1 3
									141 H	Northern Ky.	0 3
									151 H	Troy	3 1
									159 A	North Florida	3 0
									159 H	North Florida	0 3
									161 A	East Tenn. St.	1 3
									161 H	East Tenn. St.	0 3
									172 N	UMES	0 3
									196 A	Mississippi St.	3 2
									219 H	Tennessee St.	3 0
									222 A	Jacksonville	3 2
									222 H	Jacksonville	2 3
									229 A	Mercer	0 3
									229 H	Mercer	2 3
									230 A	Charlotte	3 0
									243 H	Chattanooga	3 1
									244 N	Southern Utah	0 3
									259 N	La.-Monroe	3 1
									260 N	Jackson St.	3 1
									269 N	UNC Asheville	3 0
									277 A	USC Upstate	0 3
									277 H	USC Upstate	3 1
									310 H	N.C. Central	3 0
									312 A	Stetson	3 0
LAST 10 GAMES											
						229 A	Mercer	0 3	159 H	North Florida	0 3
						161 A	East Tenn. St.	1 3	116 A	FGCU	1 3
						141 A	Northern Ky.	1 3	312 A	Stetson	3 0
						96 A	Lipscomb	1 3	161 H	East Tenn. St.	0 3
						222 H	Jacksonville	2 3	229 H	Mercer	2 3

Non-Div. I Games:

Kennesaw St.

Average RPI Win: 261		WON-LOST	WINNING	LAST 10	STRENGTH OF		OPP. STRENGTH	TEAM	ADJ		CONF.	ADJ CONF.	
Average RPI Loss: 156		RECORD	PCT. RANK	GAMES	SCHEDULE		OF SCHEDULE	RPI	RPI		RPI	RPI	
DIV. I ONLY		16- 15	.51613	166	7- 3		248	265	207	.44405	215	20	20
DIV. I NON-CONF.		7- 8	.46667	178	0- 0		260	299	243	.42728	245	22	22
TOTALS		RPI 1-25	RPI 26-50		W-L RECORDS		RPI 51-100		RPI 101-150		RPI 150+		
16- 15	0- 0	0- 0		OVERALL		1- 3		0- 5		15- 7			
8- 5	0- 0	0- 0		HOME		1- 1		0- 2		7- 2			
5- 6	0- 0	0- 0		AWAY		0- 2		0- 1		5- 3			
3- 4	0- 0	0- 0		NEUTRAL		0- 0		0- 2		3- 2			
7- 8	0- 0	0- 0		NON-CONFERENCE		0- 1		0- 3		7- 4			
3- 2	0- 0	0- 0		HOME		0- 0		0- 1		3- 1			
1- 2	0- 0	0- 0		AWAY		0- 1		0- 0		1- 1			
3- 4	0- 0	0- 0		NEUTRAL		0- 0		0- 2		3- 2			
9- 7	0- 0	0- 0		CONFERENCE		1- 2		0- 2		8- 3			
5- 3	0- 0	0- 0		HOME		1- 1		0- 1		4- 1			
4- 4	0- 0	0- 0		AWAY		0- 1		0- 1		4- 2			
0- 0	0- 0	0- 0		NEUTRAL		0- 0		0- 0		0- 0			
RPI S	Opponent	Score	RPI S	Opponent	Score	RPI S	Opponent	Score	RPI S	Opponent	Score		
						66 A	Duke	0 3	102 H	Alabama	0 3		
						70 H	Col. of Charleston	0 3	106 N	Northeastern	0 3		
						76 A	Ga. Southern	2 3	111 A	Samford	1 3		
						97 H	Furman	3 1	111 H	Samford	1 3		
									128 N	Liberty	0 3		
									164 H	High Point	1 3		
									195 A	William & Mary	1 3		
									200 H	Wofford	3 2		
									209 A	Davidson	3 1		
									210 A	UNC Greensboro	3 1		
									210 H	UNC Greensboro	2 3		
									234 N	Bradley	0 3		
									243 A	Chattanooga	2 3		
									243 H	Chattanooga	3 0		
									249 N	Hampton	3 0		
									249 N	Hampton	2 3		
									267 A	Radford	3 2		
									274 A	Western Caro.	3 0		
									274 H	Western Caro.	3 1		
									282 A	Appalachian St.	1 3		
									282 H	Appalachian St.	3 0		
									293 H	Gardner-Webb	3 0		
									306 A	Citadel	3 0		
									310 H	N.C. Central	3 0		
									316 N	East Carolina	3 1		
									320 N	Howard	3 0		
									328 H	N.C. A&T	3 0		
LAST 10 GAMES													
			306 A	Citadel	3 0	282 H	Appalachian St.	3 0	306 A	Citadel	3 0		
			210 A	UNC Greensboro	3 1	97 H	Furman	3 1	310 H	N.C. Central	3 0		
			243 A	Chattanooga	2 3	200 H	Wofford	3 2	316 N	East Carolina	3 1		
			111 A	Samford	1 3	76 A	Ga. Southern	2 3	320 N	Howard	3 0		
			274 H	Western Caro.	3 1	209 A	Davidson	3 1	328 H	N.C. A&T	3 0		

Non-Div. I Games:

Elon

Average RPI Win: 268		WON-LOST RECORD		WINNING PCT. RANK		LAST 10 GAMES		STRENGTH OF SCHEDULE		OPP. STRENGTH OF SCHEDULE		TEAM RPI		ADJ RPI		CONF. RPI		ADJ CONF. RPI	
DIV. I ONLY		12- 17		.41379 214		6- 4		165		225		210		.44401 216		25		27	
DIV. I NON-CONF.		3- 12		.2 285		0- 0		99		109		237		.43855 235		28		27	
TOTALS		RPI 1-25		RPI 26-50		W-L RECORDS		RPI 51-100		RPI 101-150		RPI 150+							
12- 17		0- 1		0- 1		OVERALL		0- 6		0- 1		12- 8							
5- 3		0- 0		0- 0		HOME		0- 0		0- 0		5- 3							
4- 8		0- 0		0- 0		AWAY		0- 4		0- 1		4- 3							
3- 6		0- 1		0- 1		NEUTRAL		0- 2		0- 0		3- 2							
3- 12		0- 1		0- 1		NON-CONFERENCE		0- 6		0- 0		3- 4							
0- 1		0- 0		0- 0		HOME		0- 0		0- 0		0- 1							
0- 5		0- 0		0- 0		AWAY		0- 4		0- 0		0- 1							
3- 6		0- 1		0- 1		NEUTRAL		0- 2		0- 0		3- 2							
9- 5		0- 0		0- 0		CONFERENCE		0- 0		0- 1		9- 4							
5- 2		0- 0		0- 0		HOME		0- 0		0- 0		5- 2							
4- 3		0- 0		0- 0		AWAY		0- 0		0- 1		4- 2							
0- 0		0- 0		0- 0		NEUTRAL		0- 0		0- 0		0- 0							
RPI S	Opponent	Score		RPI S	Opponent	Score		RPI S	Opponent	Score		RPI S	Opponent	Score					
21 N	Miami (FL)	0 3		38 N	Michigan St.	0 3		54 N	San Francisco	0 3		128 A	Liberty	0 3					
								55 N	Oregon St.	0 3		159 A	North Florida	0 3					
								70 A	Col. of Charleston	1 3		161 H	East Tenn. St.	0 3					
								90 A	Wyoming	1 3		164 H	High Point	2 3					
								97 A	Furman	0 3		209 N	Davidson	3 2					
								98 A	Illinois St.	0 3		213 N	Georgetown	3 1					
												221 N	Florida A&M	0 3					
												225 A	Coastal Caro.	2 3					
												225 H	Coastal Caro.	3 1					
												236 N	Seattle	1 3					
												254 A	Winthrop	3 1					
												254 H	Winthrop	1 3					
												267 A	Radford	3 0					
												269 A	UNC Asheville	2 3					
												269 H	UNC Asheville	3 0					
												291 N	Eastern Wash.	3 0					
												293 A	Gardner-Webb	3 0					
												293 H	Gardner-Webb	3 0					
												295 A	Charleston So.	3 0					
												295 H	Charleston So.	3 1					
												311 H	Campbell	3 0					
				LAST 10 GAMES															
				254 H	Winthrop	1 3		267 A	Radford	3 0									
				293 A	Gardner-Webb	3 0		128 A	Liberty	0 3									
				269 A	UNC Asheville	2 3		164 H	High Point	2 3									
				225 H	Coastal Caro.	3 1		311 H	Campbell	3 0									
				295 H	Charleston So.	3 1		269 H	UNC Asheville	3 0									

Non-Div. I Games:

Presbyterian

Average RPI Win:		182	WON-LOST RECORD		WINNING PCT. RANK		LAST 10 GAMES		STRENGTH OF SCHEDULE		OPP. STRENGTH OF SCHEDULE		TEAM RPI		ADJ RPI		CONF. RPI		ADJ CONF. RPI				
DIV. I ONLY			3- 23		.11538 312		2- 8		43		76		228		.44396 217		9		9				
DIV. I NON-CONF.			1- 11		.08333 312		0- 0		36		38		225		.45343 226		7		7				
TOTALS		RPI 1-25		RPI 26-50		W-L RECORDS		RPI 51-100		RPI 101-150		RPI 150+											
3- 23		0- 6		0- 1		OVERALL		0- 7		2- 5		1- 4											
3- 5		0- 1		0- 0		HOME		0- 2		2- 2		1- 0											
0- 11		0- 3		0- 0		AWAY		0- 4		0- 2		0- 2											
0- 7		0- 2		0- 1		NEUTRAL		0- 1		0- 1		0- 2											
1- 11		0- 4		0- 1		NON-CONFERENCE		0- 2		1- 1		0- 3											
1- 0		0- 0		0- 0		HOME		0- 0		1- 0		0- 0											
0- 4		0- 2		0- 0		AWAY		0- 1		0- 0		0- 1											
0- 7		0- 2		0- 1		NEUTRAL		0- 1		0- 1		0- 2											
2- 12		0- 2		0- 0		CONFERENCE		0- 5		1- 4		1- 1											
2- 5		0- 1		0- 0		HOME		0- 2		1- 2		1- 0											
0- 7		0- 1		0- 0		AWAY		0- 3		0- 2		0- 1											
0- 0		0- 0		0- 0		NEUTRAL		0- 0		0- 0		0- 0											
RPI	S	Opponent		Score		RPI	S	Opponent		Score		RPI	S	Opponent		Score							
3	A	Texas		0	3	34	N	Notre Dame		0	3	63	A	Long Beach St.		1	3	101	A	UC Santa Barbara		1	3
13	A	Southern California		0	3							75	N	LSU		0	3	101	H	UC Santa Barbara		0	3
19	A	Hawaii		0	3							79	A	Pacific		0	3	106	N	Northeastern		0	3
19	H	Hawaii		1	3							79	H	Pacific		2	3	133	H	Idaho		3	2
24	N	San Diego		0	3							80	A	Utah		0	3	140	A	UC Davis		0	3
24	N	San Diego		0	3							87	A	Cal St. Northridge		0	3	140	H	UC Davis		0	3
												87	H	Cal St. Northridge		0	3	148	H	Cal St. Fullerton		3	2
																		155	N	Utah Valley		1	3
																		166	A	UC Irvine		0	3
																		211	A	CSU Bakersfield		2	3
																		247	N	Nevada		1	3
																		266	H	UC Riverside		3	2
						LAST 10 GAMES																	
						79	H	Pacific		2	3	148	H	Cal St. Fullerton		3	2						
						140	H	UC Davis		0	3	266	H	UC Riverside		3	2						
						19	A	Hawaii		0	3	140	A	UC Davis		0	3						
						87	A	Cal St. Northridge		0	3	79	A	Pacific		0	3						
						101	A	UC Santa Barbara		1	3	87	H	Cal St. Northridge		0	3						

Non-Div. I Games:

Cal Poly

Average RPI Win: 236		WON-LOST RECORD		WINNING PCT. RANK		LAST 10 GAMES		STRENGTH OF SCHEDULE		OPP. STRENGTH OF SCHEDULE		TEAM RPI		ADJ RPI		CONF. RPI		ADJ CONF. RPI	
DIV. I ONLY		8- 21		.27586 280		1- 9		145		99		235		.44369 218		11		11	
DIV. I NON-CONF.		6- 7		.46154 183		0- 1		165		106		175		.49139 161		11		11	
TOTALS		RPI 1-25		RPI 26-50		W-L RECORDS		RPI 51-100		RPI 101-150		RPI 150+							
8- 21		0- 2		0- 0		OVERALL		0- 8		1- 9		7- 2							
4- 8		0- 0		0- 0		HOME		0- 5		1- 3		3- 0							
0- 11		0- 1		0- 0		AWAY		0- 3		0- 5		0- 2							
4- 2		0- 1		0- 0		NEUTRAL		0- 0		0- 1		4- 0							
6- 7		0- 2		0- 0		NON-CONFERENCE		0- 2		1- 3		5- 0							
2- 2		0- 0		0- 0		HOME		0- 2		1- 0		1- 0							
0- 3		0- 1		0- 0		AWAY		0- 0		0- 2		0- 0							
4- 2		0- 1		0- 0		NEUTRAL		0- 0		0- 1		4- 0							
2- 14		0- 0		0- 0		CONFERENCE		0- 6		0- 6		2- 2							
2- 6		0- 0		0- 0		HOME		0- 3		0- 3		2- 0							
0- 8		0- 0		0- 0		AWAY		0- 3		0- 3		0- 2							
0- 0		0- 0		0- 0		NEUTRAL		0- 0		0- 0		0- 0							
RPI	S	Opponent		Score		RPI	S	Opponent		Score		RPI	S	Opponent		Score			
9	N	Oregon		0	3			60	H	Ohio	2	3	116	H	FGCU	3	1		
23	A	Ohio St.		0	3			67	H	IPFW	1	3	117	A	Northern Ill.	0	3		
								69	A	Western Mich.	0	3	117	H	Northern Ill.	1	3		
								69	H	Western Mich.	1	3	123	A	Central Mich.	0	3		
								71	A	Bowling Green	1	3	123	H	Central Mich.	1	3		
								95	A	Eastern Mich.	2	3	125	N	Iowa	1	3		
								95	H	Eastern Mich.	2	3	129	A	Ball St.	0	3		
								98	H	Illinois St.	1	3	129	H	Ball St.	2	3		
													131	A	Oakland	0	3		
													143	A	Wake Forest	0	3		
													167	A	Akron	1	3		
													211	N	Houston	3	2		
													231	H	Buffalo	3	1		
													235	A	Miami (OH)	0	3		
													237	H	Kent St.	3	0		
													241	H	Memphis	3	1		
													257	N	Eastern Ill.	3	2		
													282	N	Appalachian St.	3	0		
													311	N	Campbell	3	0		
LAST 10 GAMES																			
						95	A	Eastern Mich.	2	3	129	H	Ball St.	2	3				
						123	A	Central Mich.	0	3	71	A	Bowling Green	1	3				
						69	H	Western Mich.	1	3	235	A	Miami (OH)	0	3				
						117	H	Northern Ill.	1	3	67	H	IPFW	1	3				
						167	A	Akron	1	3	237	H	Kent St.	3	0				

Non-Div. I Games:

Toledo

Average RPI Win: 269		WON-LOST	WINNING	LAST 10	STRENGTH OF		OPP. STRENGTH	TEAM	ADJ	CONF.	ADJ CONF.
Average RPI Loss: 157		RECORD	PCT. RANK	GAMES	SCHEDULE		OF SCHEDULE	RPI	RPI	RPI	RPI
DIV. I ONLY		17- 13	.56667	133	291		240	215	.44294	219	24
DIV. I NON-CONF.		7- 7	.5	158	292		249	242	.43106	242	23
TOTALS		RPI 1-25	RPI 26-50		W-L RECORDS		RPI 51-100		RPI 101-150		RPI 150+
17- 13	0- 0	0- 0		OVERALL		0- 4		0- 0		17- 9	
6- 4	0- 0	0- 0		HOME		0- 1		0- 0		6- 3	
8- 4	0- 0	0- 0		AWAY		0- 1		0- 0		8- 3	
3- 5	0- 0	0- 0		NEUTRAL		0- 2		0- 0		3- 3	
7- 7	0- 0	0- 0		NON-CONFERENCE		0- 2		0- 0		7- 5	
2- 0	0- 0	0- 0		HOME		0- 0		0- 0		2- 0	
2- 2	0- 0	0- 0		AWAY		0- 0		0- 0		2- 2	
3- 5	0- 0	0- 0		NEUTRAL		0- 2		0- 0		3- 3	
10- 6	0- 0	0- 0		CONFERENCE		0- 2		0- 0		10- 4	
4- 4	0- 0	0- 0		HOME		0- 1		0- 0		4- 3	
6- 2	0- 0	0- 0		AWAY		0- 1		0- 0		6- 1	
0- 0	0- 0	0- 0		NEUTRAL		0- 0		0- 0		0- 0	
RPI S	Opponent	Score	RPI S	Opponent	Score	RPI S	Opponent	Score	RPI S	Opponent	Score
						68 N	Idaho St.	0 3	151 N	Troy	0 3
						73 A	Morehead St.	0 3	156 N	South Dakota	1 3
						73 H	Morehead St.	1 3	157 A	Portland	2 3
						82 N	UNLV	0 3	183 A	Belmont	3 2
									183 H	Belmont	0 3
									184 H	Austin Peay	1 3
									190 A	Southeast Mo. St.	2 3
									206 A	Jacksonville St.	3 1
									206 H	Jacksonville St.	1 3
									214 A	Kennesaw St.	0 3
									241 H	Memphis	3 2
									242 N	Southeastern La.	3 1
									243 N	Chattanooga	3 1
									257 H	Eastern Ill.	3 0
									264 A	Eastern Ky.	3 1
									264 H	Eastern Ky.	3 2
									275 A	UT Martin	3 1
									284 A	SIU Edwardsville	3 1
									286 A	Alabama A&M	3 0
									292 H	Murray St.	3 0
									302 A	Tennessee Tech	3 0
									302 H	Tennessee Tech	3 0
									309 H	Ark.-Pine Bluff	3 0
									310 N	N.C. Central	0 3
									312 N	Stetson	3 1
									317 A	Alabama St.	3 0
LAST 10 GAMES						184 H	Austin Peay	1 3	310 N	N.C. Central	0 3
			284 A	SIU Edwardsville	3 1	292 H	Murray St.	3 0	312 N	Stetson	3 1
			183 H	Belmont	0 3	302 A	Tennessee Tech	3 0	317 A	Alabama St.	3 0
			264 H	Eastern Ky.	3 2	206 A	Jacksonville St.	3 1			
			73 H	Morehead St.	1 3	241 H	Memphis	3 2			
			286 A	Alabama A&M	3 0						

Non-Div. I Games:

Tennessee St.

Average RPI Win: 233		WON-LOST	WINNING	LAST 10	STRENGTH OF		OPP. STRENGTH	TEAM	ADJ	CONF.	ADJ CONF.
Average RPI Loss: 123		RECORD	PCT. RANK	GAMES	SCHEDULE		OF SCHEDULE	RPI	RPI	RPI	RPI
DIV. I ONLY		9- 19	.32143	263	2- 8		119	175	220	.44243	220
DIV. I NON-CONF.		5- 9	.35714	239	0- 1		132	116	204	.46529	204
TOTALS		RPI 1-25	RPI 26-50		W-L RECORDS		RPI 51-100		RPI 101-150		RPI 150+
9- 19	0- 0	0- 2		OVERALL		0- 6		0- 3		9- 8	
5- 7	0- 0	0- 1		HOME		0- 2		0- 1		5- 3	
1- 9	0- 0	0- 1		AWAY		0- 3		0- 1		1- 4	
3- 3	0- 0	0- 0		NEUTRAL		0- 1		0- 1		3- 1	
5- 9	0- 0	0- 2		NON-CONFERENCE		0- 4		0- 1		5- 2	
2- 3	0- 0	0- 1		HOME		0- 1		0- 0		2- 1	
0- 3	0- 0	0- 1		AWAY		0- 2		0- 0		0- 0	
3- 3	0- 0	0- 0		NEUTRAL		0- 1		0- 1		3- 1	
4- 10	0- 0	0- 0		CONFERENCE		0- 2		0- 2		4- 6	
3- 4	0- 0	0- 0		HOME		0- 1		0- 1		3- 2	
1- 6	0- 0	0- 0		AWAY		0- 1		0- 1		1- 4	
0- 0	0- 0	0- 0		NEUTRAL		0- 0		0- 0		0- 0	
RPI S	Opponent	Score		RPI S	Opponent	Score		RPI S	Opponent	Score	
33 A	Marquette	1	3	65 A	Wisconsin	0	3	125 N	Iowa	2	3
33 H	Marquette	0	3	66 A	Duke	0	3	139 A	Valparaiso	0	3
				69 H	Western Mich.	2	3	139 H	Valparaiso	2	3
				79 N	Pacific	1	3	158 A	Ill.-Chicago	2	3
				83 A	Cleveland St.	0	3	158 H	Ill.-Chicago	1	3
				83 H	Cleveland St.	0	3	163 N	North Dakota St.	2	3
								169 N	Fairfield	3	1
								171 A	Loyola Chicago	2	3
								171 H	Loyola Chicago	1	3
								177 A	Green Bay	1	3
								177 H	Green Bay	3	2
								190 H	Southeast Mo. St.	3	0
								195 N	William & Mary	3	1
								198 A	Youngstown St.	1	3
								198 H	Youngstown St.	3	1
								234 H	Bradley	2	3
								253 N	Drake	3	0
								298 A	Wright St.	3	2
								298 H	Wright St.	3	1
								316 H	East Carolina	3	0
LAST 10 GAMES											
139 A	Valparaiso	0	3	177 A	Green Bay	1	3				
298 A	Wright St.	3	2	198 A	Youngstown St.	1	3				
171 H	Loyola Chicago	1	3	83 A	Cleveland St.	0	3				
158 H	Ill.-Chicago	1	3	139 H	Valparaiso	2	3				
33 H	Marquette	0	3	298 H	Wright St.	3	1				

Non-Div. I Games:

Milwaukee

Average RPI Win:		300	WON-LOST RECORD		WINNING PCT. RANK		LAST 10 GAMES		STRENGTH OF SCHEDULE		OPP. STRENGTH OF SCHEDULE		TEAM RPI		ADJ RPI		CONF. RPI		ADJ CONF. RPI	
DIV. I ONLY			12- 10		.54545 146		8- 2		300		279		242		.44036 221		32		32	
DIV. I NON-CONF.			2- 10		.16667 297		0- 2		72		73		233		.4486 230		32		32	
TOTALS		RPI 1-25		RPI 26-50		W-L RECORDS		RPI 51-100		RPI 101-150		RPI 150+								
12- 10		0- 2		0- 0		OVERALL		0- 1		0- 2		12- 5								
5- 4		0- 1		0- 0		HOME		0- 1		0- 0		5- 2								
5- 4		0- 1		0- 0		AWAY		0- 0		0- 1		5- 2								
2- 2		0- 0		0- 0		NEUTRAL		0- 0		0- 1		2- 1								
2- 10		0- 2		0- 0		NON-CONFERENCE		0- 1		0- 2		2- 5								
0- 4		0- 1		0- 0		HOME		0- 1		0- 0		0- 2								
0- 4		0- 1		0- 0		AWAY		0- 0		0- 1		0- 2								
2- 2		0- 0		0- 0		NEUTRAL		0- 0		0- 1		2- 1								
10- 0		0- 0		0- 0		CONFERENCE		0- 0		0- 0		10- 0								
5- 0		0- 0		0- 0		HOME		0- 0		0- 0		5- 0								
5- 0		0- 0		0- 0		AWAY		0- 0		0- 0		5- 0								
0- 0		0- 0		0- 0		NEUTRAL		0- 0		0- 0		0- 0								
RPI	S	Opponent		Score		RPI	S	Opponent		Score		RPI	S	Opponent		Score				
10	H	Florida St.		0 3								58	H	Georgia		0 3				
11	A	Florida		0 3																

Average RPI Win: 258		WON-LOST	WINNING	LAST 10	STRENGTH OF		OPP. STRENGTH	TEAM	ADJ	CONF.	ADJ CONF.
Average RPI Loss: 130		RECORD	PCT. RANK	GAMES	SCHEDULE		OF SCHEDULE	RPI	RPI	RPI	RPI
DIV. I ONLY		10- 22	.3125	269	6- 4		107	221	222	.43868	222
DIV. I NON-CONF.		3- 11	.21429	280	1- 0		109	181	241	.43543	239
TOTALS		RPI 1-25	RPI 26-50		W-L RECORDS		RPI 51-100		RPI 101-150		RPI 150+
10- 22	0- 1	0- 1		OVERALL		0- 6		0- 5		10- 9	
4- 5	0- 0	0- 0		HOME		0- 1		0- 2		4- 2	
4- 10	0- 1	0- 0		AWAY		0- 3		0- 2		4- 4	
2- 7	0- 0	0- 1		NEUTRAL		0- 2		0- 1		2- 3	
3- 11	0- 1	0- 1		NON-CONFERENCE		0- 4		0- 1		3- 4	
0- 0	0- 0	0- 0		HOME		0- 0		0- 0		0- 0	
1- 4	0- 1	0- 0		AWAY		0- 2		0- 0		1- 1	
2- 7	0- 0	0- 1		NEUTRAL		0- 2		0- 1		2- 3	
7- 11	0- 0	0- 0		CONFERENCE		0- 2		0- 4		7- 5	
4- 5	0- 0	0- 0		HOME		0- 1		0- 2		4- 2	
3- 6	0- 0	0- 0		AWAY		0- 1		0- 2		3- 3	
0- 0	0- 0	0- 0		NEUTRAL		0- 0		0- 0		0- 0	
RPI S	Opponent	Score		RPI S	Opponent	Score		RPI S	Opponent	Score	
11 A	Florida	0 3		43 N	North Carolina St.	0 3		52 N	Georgia Tech	0 3	
								65 N	Wisconsin	0 3	
								70 A	Col. of Charleston	2 3	
								76 A	Ga. Southern	1 3	
								96 A	Lipscomb	0 3	
								96 H	Lipscomb	1 3	

Non-Div. I Games:

Jacksonville

Average RPI Win:	242	WON-LOST RECORD	WINNING PCT. RANK	LAST 10 GAMES	STRENGTH OF SCHEDULE	OPP. STRENGTH OF SCHEDULE	TEAM RPI	ADJ RPI	CONF. RPI	ADJ CONF. RPI	
DIV. I ONLY		11- 17	.39286 221	5- 5	179	201	219	.43695 223	14	14	
DIV. I NON-CONF.		5- 9	.35714 239	1- 0	197	225	244	.43134 241	13	15	
<hr/>											
TOTALS	RPI 1-25	RPI 26-50		W-L RECORDS	RPI 51-100		RPI 101-150		RPI 150+		
11- 17	0- 0	0- 2		OVERALL	0- 2		0- 6		11- 7		
6- 4	0- 0	0- 0		HOME	0- 1		0- 2		6- 1		
3- 9	0- 0	0- 2		AWAY	0- 1		0- 2		3- 4		
2- 4	0- 0	0- 0		NEUTRAL	0- 0		0- 2		2- 2		
5- 9	0- 0	0- 1		NON-CONFERENCE	0- 0		0- 4		5- 4		
2- 1	0- 0	0- 0		HOME	0- 0		0- 1		2- 0		
1- 4	0- 0	0- 1		AWAY	0- 0		0- 1		1- 2		
2- 4	0- 0	0- 0		NEUTRAL	0- 0		0- 2		2- 2		
6- 8	0- 0	0- 1		CONFERENCE	0- 2		0- 2		6- 3		
4- 3	0- 0	0- 0		HOME	0- 1		0- 1		4- 1		
2- 5	0- 0	0- 1		AWAY	0- 1		0- 1		2- 2		
0- 0	0- 0	0- 0		NEUTRAL	0- 0		0- 0		0- 0		
<hr/>											
RPI S	Opponent	Score	RPI S	Opponent	Score	RPI S	Opponent	Score	RPI S	Opponent	Score
			29 A	Dayton	0 3	62 H	VCU	0 3	108 A	Duquesne	0 3
			35 A	Colorado St.	0 3	64 A	Xavier	0 3	121 H	Seton Hall	2 3
									127 A	Rutgers	1 3
									130 N	Denver	0 3
									135 N	Virginia	0 3
									145 H	Butler	0 3
									153 A	Columbia	0 3
									165 A	George Washington	3 2
									175 N	Hofstra	2 3
									179 H	Saint Louis	3 2
									180 A	Temple	0 3
									180 H	Temple	3 2
									188 N	Colgate	1 3
									208 H	Canisius	3 2
									230 H	Charlotte	3 0
									232 N	New Hampshire	3 2
									250 N	Iona	3 2
									272 A	Brown	1 3
									273 A	Fordham	2 3
									273 H	Fordham	1 3
									296 A	La Salle	3 0
									296 H	La Salle	3 2
									303 H	Hartford	3 0
									326 A	Providence	3 0
			LAST 10 GAMES								
			273 A	Fordham	2 3	179 H	Saint Louis	3 2			
			326 A	Providence	3 0	180 H	Temple	3 2			
			165 A	George Washington	3 2	296 H	La Salle	3 2			
			108 A	Duquesne	0 3	29 A	Dayton	0 3			
			145 H	Butler	0 3	64 A	Xavier	0 3			

Non-Div. I Games:

Rhode Island

Average RPI Win:	266	WON-LOST	WINNING	LAST 10	STRENGTH OF	OPP. STRENGTH	TEAM	ADJ	CONF.	ADJ CONF.			
Average RPI Loss:	188	RECORD	PCT. RANK	GAMES	SCHEDULE	OF SCHEDULE	RPI	RPI	RPI	RPI			
DIV. I ONLY	15- 13	.53571	149	6- 4	259	275	204	.43437	224	26	28		
DIV. I NON-CONF.	3- 7	.3	256	0- 0	272	191	277	.39115	271	30	29		
<hr/>													
TOTALS	RPI 1-25	RPI 26-50		W-L RECORDS		RPI 51-100		RPI 101-150		RPI 150+			
15- 13	0- 0	0- 0		OVERALL		0- 2		0- 0		15- 11			
7- 2	0- 0	0- 0		HOME		0- 0		0- 0		7- 2			
6- 7	0- 0	0- 0		AWAY		0- 1		0- 0		6- 6			
2- 4	0- 0	0- 0		NEUTRAL		0- 1		0- 0		2- 3			
<hr/>													
3- 7	0- 0	0- 0		NON-CONFERENCE		0- 2		0- 0		3- 5			
0- 0	0- 0	0- 0		HOME		0- 0		0- 0		0- 0			
1- 3	0- 0	0- 0		AWAY		0- 1		0- 0		1- 2			
2- 4	0- 0	0- 0		NEUTRAL		0- 1		0- 0		2- 3			
<hr/>													
12- 6	0- 0	0- 0		CONFERENCE		0- 0		0- 0		12- 6			
7- 2	0- 0	0- 0		HOME		0- 0		0- 0		7- 2			
5- 4	0- 0	0- 0		AWAY		0- 0		0- 0		5- 4			
0- 0	0- 0	0- 0		NEUTRAL		0- 0		0- 0		0- 0			
<hr/>													
RPI S	Opponent	Score	RPI S	Opponent	Score	RPI S	Opponent	Score	RPI S	Opponent	Score		
						60 A	Ohio	0	3	160 N	Montana St.	2	3
						99 N	South Carolina	1	3	169 A	Fairfield	0	3
						169 H	Fairfield	0	3				
						171 N	Loyola Chicago	0	3				
						176 A	Siena	1	3				
						176 H	Siena	3	2				
						183 N	Belmont	0	3				
						192 A	Syracuse	2	3				
						208 A	Canisius	3	1				
						208 H	Canisius	3	1				
						250 A	Iona	1	3				
						250 H	Iona	3	0				
						258 A	Loyola Maryland	3	1				
						258 H	Loyola Maryland	3	1				
						261 A	Manhattan	1	3				
						261 H	Manhattan	2	3				
						263 N	Navy	3	2				
						271 A	Marist	3	0				
						271 H	Marist	3	0				
						276 A	George Mason	3	0				
						294 N	Bucknell	3	0				
						296 A	La Salle	2	3				
						301 A	Rider	3	1				
						301 H	Rider	3	1				
						325 A	Saint Peter's	3	0				
325 H	Saint Peter's	3	1										
LAST 10 GAMES			LAST 10 GAMES			LAST 10 GAMES			LAST 10 GAMES				
250 A	Iona	1	3	258 A	Loyola Maryland	3	1	301 A	Rider	3	1		
169 A	Fairfield	0	3	176 H	Siena	3	2	301 H	Rider	3	1		
261 H	Manhattan	2	3	271 H	Marist	3	0	325 A	Saint Peter's	3	0		
325 H	Saint Peter's	3	1	208 H	Canisius	3	1	325 H	Saint Peter's	3	1		
301 A	Rider	3	1	169 H	Fairfield	0	3						

Non-Div. I Games:

Niagara

Average RPI Win:	253	WON-LOST	WINNING	LAST 10	STRENGTH OF	OPP. STRENGTH	TEAM	ADJ	CONF.	ADJ CONF.				
Average RPI Loss:	177	RECORD	PCT. RANK	GAMES	SCHEDULE	OF SCHEDULE	RPI	RPI	RPI	RPI				
DIV. I ONLY	12- 13	.48	188	7- 3	226	278	216	.43417	225	25	27			
DIV. I NON-CONF.	2- 9	.18182	292	0- 1	184	229	279	.3881	274	28	27			
<hr/>														
TOTALS	RPI 1-25	RPI 26-50		W-L RECORDS		RPI 51-100		RPI 101-150		RPI 150+				
12- 13	0- 0	0- 0		OVERALL		0- 4		1- 2		11- 7				
6- 2	0- 0	0- 0		HOME		0- 1		1- 0		5- 1				
5- 6	0- 0	0- 0		AWAY		0- 2		0- 1		5- 3				
1- 5	0- 0	0- 0		NEUTRAL		0- 1		0- 1		1- 3				
<hr/>														
2- 9	0- 0	0- 0		NON-CONFERENCE		0- 4		0- 2		2- 3				
0- 1	0- 0	0- 0		HOME		0- 1		0- 0		0- 0				
1- 3	0- 0	0- 0		AWAY		0- 2		0- 1		1- 0				
1- 5	0- 0	0- 0		NEUTRAL		0- 1		0- 1		1- 3				
<hr/>														
10- 4	0- 0	0- 0		CONFERENCE		0- 0		1- 0		9- 4				
6- 1	0- 0	0- 0		HOME		0- 0		1- 0		5- 1				
4- 3	0- 0	0- 0		AWAY		0- 0		0- 0		4- 3				
0- 0	0- 0	0- 0		NEUTRAL		0- 0		0- 0		0- 0				
<hr/>														
RPI S	Opponent	Score	RPI S	Opponent	Score	RPI S	Opponent	Score	RPI S	Opponent	Score			
						61 A	Clemson	0 3	120 A	Pittsburgh	0 3			
						64 N	Xavier	2 3	128 H	Liberty	3 1			
						70 A	Col. of Charleston	1 3	145 N	Butler	2 3			
						99 H	South Carolina	0 3	164 A	High Point	3 2			
									164 H	High Point	3 2			
									181 N	Marshall	0 3			
									216 A	Presbyterian	1 3			
									216 H	Presbyterian	3 2			
									233 N	UMBC	1 3			
									254 A	Winthrop	3 2			
									254 H	Winthrop	2 3			
									267 H	Radford	3 2			
									269 A	UNC Asheville	2 3			
									293 A	Gardner-Webb	3 0			
									295 A	Charleston So.	2 3			
									295 H	Charleston So.	3 0			
									299 N	South Carolina St.	2 3			
									311 A	Campbell	3 2			
									311 H	Campbell	3 0			
									316 A	East Carolina	3 2			
			320 N	Howard	3 0									
<hr/>														
			LAST 10 GAMES											
			164 H High Point			3 2			269 A UNC Asheville			2 3		
			311 H Campbell			3 0			293 A Gardner-Webb			3 0		
			295 H Charleston So.			3 0			99 H South Carolina			0 3		
			216 A Presbyterian			1 3			128 H Liberty			3 1		
			254 A Winthrop			3 2			267 H Radford			3 2		

Non-Div. I Games:

Coastal Caro.

Average RPI Win:	218	WON-LOST RECORD	WINNING PCT. RANK	LAST 10 GAMES	STRENGTH OF SCHEDULE	OPP. STRENGTH OF SCHEDULE	TEAM RPI	ADJ RPI	CONF. RPI	ADJ CONF. RPI	
DIV. I ONLY		11- 17	.39286 221	3- 7	221	162	225	.43359	226	12	12
DIV. I NON-CONF.		7- 5	.58333 133	1- 0	298	192	222	.45378	224	14	13
<hr/>											
TOTALS	RPI 1-25	RPI 26-50		W-L RECORDS	RPI 51-100		RPI 101-150		RPI 150+		
11- 17	0- 0	0- 1		OVERALL	0- 2		2- 9		9- 5		
1- 8	0- 0	0- 0		HOME	0- 1		0- 4		1- 3		
7- 6	0- 0	0- 0		AWAY	0- 1		1- 4		6- 1		
3- 3	0- 0	0- 1		NEUTRAL	0- 0		1- 1		2- 1		
<hr/>											
7- 5	0- 0	0- 1		NON-CONFERENCE	0- 0		1- 2		6- 2		
1- 0	0- 0	0- 0		HOME	0- 0		0- 0		1- 0		
3- 2	0- 0	0- 0		AWAY	0- 0		0- 1		3- 1		
3- 3	0- 0	0- 1		NEUTRAL	0- 0		1- 1		2- 1		
<hr/>											
4- 12	0- 0	0- 0		CONFERENCE	0- 2		1- 7		3- 3		
0- 8	0- 0	0- 0		HOME	0- 1		0- 4		0- 3		
4- 4	0- 0	0- 0		AWAY	0- 1		1- 3		3- 0		
0- 0	0- 0	0- 0		NEUTRAL	0- 0		0- 0		0- 0		
<hr/>											
RPI S	Opponent	Score	RPI S	Opponent	Score	RPI S	Opponent	Score	RPI S	Opponent	Score
			41 N	Santa Clara	0 3	67 A	IPFW	1 3	104 N	Indiana	0 3
						67 H	IPFW	0 3	114 A	IUPUI	1 3
									114 H	IUPUI	0 3
									131 A	Oakland	3 2
									131 H	Oakland	1 3
									137 N	Stephen F. Austin	3 0
									138 A	UMKC	0 3
									138 H	UMKC	2 3
									145 A	Butler	1 3
									150 A	South Dakota St.	1 3
									150 H	South Dakota St.	1 3
									156 A	South Dakota	3 0
									156 H	South Dakota	1 3
									160 N	Montana St.	2 3
									163 A	North Dakota St.	3 2
									163 H	North Dakota St.	1 3
									171 N	Loyola Chicago	3 0
									179 A	Saint Louis	3 0
									246 A	Neb. Omaha	3 1
									246 H	Neb. Omaha	2 3
									284 A	SIU Edwardsville	1 3
									284 N	SIU Edwardsville	3 2
									288 A	Indiana St.	3 2
									319 A	Chicago St.	3 2
									319 H	Chicago St.	3 0
<hr/>											
LAST 10 GAMES											
	131 H	Oakland	1	3	163 H	North Dakota St.	1	3	288 A	Indiana St.	3 2
	67 H	IPFW	0	3	150 H	South Dakota St.	1	3	319 A	Chicago St.	3 2
	319 A	Chicago St.	3	2	156 A	South Dakota	3	0	319 H	Chicago St.	3 0
	114 A	IUPUI	1	3	138 A	UMKC	0	3			
	246 A	Neb. Omaha	3	1	67 A	IPFW	1	3			

Non-Div. I Games:

Western Ill.

Average RPI Win:		267	WON-LOST RECORD		WINNING PCT. RANK		LAST 10 GAMES		STRENGTH OF SCHEDULE		OPP. STRENGTH OF SCHEDULE		TEAM RPI		ADJ RPI		CONF. RPI		ADJ CONF. RPI	
Average RPI Loss:		145																		
DIV. I ONLY			11- 17		.39286 221		4- 6		187		245		227		.43324 227		19		18	
DIV. I NON-CONF.			8- 8		.5 158		1- 0		244		268		226		.45159 228		19		19	
TOTALS		RPI 1-25		RPI 26-50		W-L RECORDS		RPI 51-100		RPI 101-150		RPI 150+								
11- 17		0- 0		0- 1		OVERALL		0- 3		0- 6		11- 7								
7- 5		0- 0		0- 0		HOME		0- 1		0- 2		7- 2								
2- 8		0- 0		0- 1		AWAY		0- 1		0- 3		2- 3								
2- 4		0- 0		0- 0		NEUTRAL		0- 1		0- 1		2- 2								
8- 8		0- 0		0- 1		NON-CONFERENCE		0- 1		0- 3		8- 3								
5- 1		0- 0		0- 0		HOME		0- 0		0- 1		5- 0								
1- 3		0- 0		0- 1		AWAY		0- 0		0- 1		1- 1								
2- 4		0- 0		0- 0		NEUTRAL		0- 1		0- 1		2- 2								
3- 9		0- 0		0- 0		CONFERENCE		0- 2		0- 3		3- 4								
2- 4		0- 0		0- 0		HOME		0- 1		0- 1		2- 2								
1- 5		0- 0		0- 0		AWAY		0- 1		0- 2		1- 2								
0- 0		0- 0		0- 0		NEUTRAL		0- 0		0- 0		0- 0								
RPI S	Opponent		Score		RPI S	Opponent		Score		RPI S	Opponent		Score		RPI S	Opponent		Score		
					43 A	North Carolina St.		2	3	73 N	Morehead St.		0	3	106 A	Northeastern		1	3	
										77 A	Towson		1	3	127 N	Rutgers		0	3	
										77 H	Towson		0	3	132 H	LIU Brooklyn		1	3	
															136 A	Delaware		0	3	
															136 H	Delaware		2	3	
															143 A	Wake Forest		2	3	
															164 H	High Point		3	0	
															175 A	Hofstra		1	3	
															175 H	Hofstra		0	3	
															195 A	William & Mary		3	1	
															195 H	William & Mary		0	3	
															198 N	Youngstown St.		1	3	
															199 H	James Madison		3	1	
															209 N	Davidson		1	3	
															210 A	UNC Greensboro		2	3	
															245 A	Georgia St.		2	3	
															254 N	Winthrop		3	0	
															276 H	George Mason		3	2	
															290 A	Norfolk St.		3	0	
															306 H	Citadel		3	0	
															310 H	N.C. Central		3	0	
															311 H	Campbell		3	0	
															312 N	Stetson		3	0	
															315 H	Delaware St.		3	0	
				LAST 10 GAMES																
					136 A	Delaware		0	3	310 H	N.C. Central		3	0	311 H			3	0	
					77 A	Towson		1	3	195 A	William & Mary		3	1	312 N			3	0	
					175 H	Hofstra		0	3	245 A	Georgia St.		2	3	315 H					
					199 H	James Madison		3	1	77 H	Towson		0	3						
					276 H	George Mason		3	2	136 H	Delaware		2	3						

Non-Div. I Games:

UNC Wilmington

Average RPI Win: 233		WON-LOST	WINNING	LAST 10	STRENGTH OF		OPP. STRENGTH	TEAM	ADJ	CONF.	ADJ CONF.		
Average RPI Loss: 129		RECORD	PCT. RANK	GAMES	SCHEDULE		OF SCHEDULE	RPI	RPI	RPI	RPI		
DIV. I ONLY		8- 21	.27586	280	2- 8		122	195	238	.43287	228	17	16
DIV. I NON-CONF.		4- 8	.33333	244	0- 0		129	220	228	.45911	214	16	16
<hr/>													
TOTALS		RPI 1-25		RPI 26-50		W-L RECORDS		RPI 51-100		RPI 101-150		RPI 150+	
8- 21		0- 0		0- 0		OVERALL		1- 6		0- 10		7- 5	
6- 10		0- 0		0- 0		HOME		1- 1		0- 7		5- 2	
2- 9		0- 0		0- 0		AWAY		0- 2		0- 3		2- 3	
0- 2		0- 0		0- 0		NEUTRAL		0- 2		0- 0		0- 0	
4- 8		0- 0		0- 0		NON-CONFERENCE		0- 3		0- 4		4- 1	
3- 5		0- 0		0- 0		HOME		0- 0		0- 4		3- 1	
1- 1		0- 0		0- 0		AWAY		0- 1		0- 0		1- 0	
0- 2		0- 0		0- 0		NEUTRAL		0- 2		0- 0		0- 0	
4- 13		0- 0		0- 0		CONFERENCE		1- 3		0- 6		3- 4	
3- 5		0- 0		0- 0		HOME		1- 1		0- 3		2- 1	
1- 8		0- 0		0- 0		AWAY		0- 2		0- 3		1- 3	
0- 0		0- 0		0- 0		NEUTRAL		0- 0		0- 0		0- 0	
RPI S	Opponent	Score	RPI S	Opponent	Score	RPI S	Opponent	Score	RPI S	Opponent	Score		
						59 A	TCU	0 3	103 H	A&M-Corpus Christi	0 3		
						67 N	IPFW	0 3	107 A	Utah St.	0 3		
						91 A	UTSA	0 3	107 H	Utah St.	0 3		
						91 H	UTSA	0 3	109 H	Northwestern St.	2 3		
						94 A	New Mexico St.	0 3	118 H	North Texas	2 3		
						94 H	New Mexico St.	3 1	130 A	Denver	0 3		
						95 N	Eastern Mich.	2 3	130 H	Denver	1 3		
									133 A	Idaho	1 3		
									133 H	Idaho	1 3		
									137 H	Stephen F. Austin	0 3		
									152 A	Texas St.	1 3		
									152 H	Texas St.	1 3		
									158 A	Ill.-Chicago	3 1		
									187 A	San Jose St.	1 3		
									187 H	San Jose St.	3 1		
									236 A	Seattle	2 3		
									236 H	Seattle	3 0		
									271 H	Marist	3 0		
									279 H	Southern Miss.	0 3		
									280 H	Tex.-Pan American	3 1		
									308 A	Louisiana Tech	3 1		
									329 H	Savannah St.	3 0		
LAST 10 GAMES													
						133 A	Idaho	1 3	107 A	Utah St.	0 3		
						236 A	Seattle	2 3	130 H	Denver	1 3		
						152 H	Texas St.	1 3	94 H	New Mexico St.	3 1		
						91 H	UTSA	0 3	236 H	Seattle	3 0		
						187 A	San Jose St.	1 3	133 H	Idaho	1 3		

Non-Div. I Games:

Texas-Arlington

Average RPI Win: 250		WON-LOST RECORD	WINNING PCT. RANK		LAST 10 GAMES	STRENGTH OF SCHEDULE	OPP. STRENGTH OF SCHEDULE	TEAM RPI	ADJ RPI	CONF. RPI	ADJ CONF. RPI	
Average RPI Loss: 161												
DIV. I ONLY		11- 17	.39286	221	4- 6	167	255	223	.43095	229	21	21
DIV. I NON-CONF.		4- 6	.4	216	0- 0	217	275	245	.42807	244	24	24
<hr/>												
TOTALS		RPI 1-25		RPI 26-50		W-L RECORDS		RPI 51-100		RPI 101-150		RPI 150+
11- 17		0- 0		0- 0		OVERALL		0- 4		0- 5		11- 8
3- 6		0- 0		0- 0		HOME		0- 1		0- 2		3- 3
5- 8		0- 0		0- 0		AWAY		0- 2		0- 2		5- 4
3- 3		0- 0		0- 0		NEUTRAL		0- 1		0- 1		3- 1
4- 6		0- 0		0- 0		NON-CONFERENCE		0- 2		0- 1		4- 3
0- 0		0- 0		0- 0		HOME		0- 0		0- 0		0- 0
1- 3		0- 0		0- 0		AWAY		0- 1		0- 0		1- 2
3- 3		0- 0		0- 0		NEUTRAL		0- 1		0- 1		3- 1
7- 11		0- 0		0- 0		CONFERENCE		0- 2		0- 4		7- 5
3- 6		0- 0		0- 0		HOME		0- 1		0- 2		3- 3
4- 5		0- 0		0- 0		AWAY		0- 1		0- 2		4- 2
0- 0		0- 0		0- 0		NEUTRAL		0- 0		0- 0		0- 0
RPI S	Opponent	Score	RPI S	Opponent	Score	RPI S	Opponent	Score	RPI S	Opponent	Score	
						76 A	Ga. Southern	0 3	111 N	Samford	0 3	
						96 A	Lipscomb	0 3	116 A	FGCU	2 3	
						96 H	Lipscomb	1 3	116 H	FGCU	2 3	
						97 N	Furman	1 3	141 A	Northern Ky.	0 3	
									141 H	Northern Ky.	0 3	
									159 A	North Florida	3 2	
									159 H	North Florida	0 3	
									161 A	East Tenn. St.	1 3	
									161 H	East Tenn. St.	3 0	
									207 N	South Ala.	1 3	
									208 N	Canisius	3 1	
									214 A	Kennesaw St.	3 2	
									214 H	Kennesaw St.	3 0	
									222 A	Jacksonville	2 3	
									222 H	Jacksonville	1 3	
									245 A	Georgia St.	1 3	
									254 A	Winthrop	0 3	
									274 N	Western Caro.	3 1	
									277 A	USC Upstate	3 0	
									277 H	USC Upstate	0 3	
									295 A	Charleston So.	3 0	
									312 A	Stetson	3 0	
									312 H	Stetson	3 1	
									328 N	N.C. A&T	3 1	
LAST 10 GAMES												
			214 H	Kennesaw St.	3 0		222 H	Jacksonville	1 3			
			277 A	USC Upstate	3 0		312 A	Stetson	3 0			
			96 A	Lipscomb	0 3		116 A	FGCU	2 3			
			141 A	Northern Ky.	0 3		277 H	USC Upstate	0 3			
			159 H	North Florida	0 3		214 A	Kennesaw St.	3 2			

Non-Div. I Games:

Mercer

Average RPI Win: 261		WON-LOST	WINNING	LAST 10	STRENGTH OF		OPP. STRENGTH	TEAM	ADJ	CONF.	ADJ CONF.
Average RPI Loss: 136		RECORD	PCT. RANK	GAMES	SCHEDULE		OF SCHEDULE	RPI	RPI	RPI	RPI
DIV. I ONLY		10- 16	.38462	230	2- 8		190	217	226	.42926	230
DIV. I NON-CONF.		8- 4	.66667	91	0- 0		284	292	178	.4811	181
TOTALS		RPI 1-25	RPI 26-50		W-L RECORDS		RPI 51-100		RPI 101-150		RPI 150+
10- 16	0- 0	0- 1		OVERALL		0- 5		2- 2		8- 8	
2- 8	0- 0	0- 1		HOME		0- 3		1- 1		1- 3	
3- 7	0- 0	0- 0		AWAY		0- 2		0- 1		3- 4	
5- 1	0- 0	0- 0		NEUTRAL		0- 0		1- 0		4- 1	
8- 4	0- 0	0- 0		NON-CONFERENCE		0- 2		1- 0		7- 2	
1- 2	0- 0	0- 0		HOME		0- 1		0- 0		1- 1	
2- 1	0- 0	0- 0		AWAY		0- 1		0- 0		2- 0	
5- 1	0- 0	0- 0		NEUTRAL		0- 0		1- 0		4- 1	
2- 12	0- 0	0- 1		CONFERENCE		0- 3		1- 2		1- 6	
1- 6	0- 0	0- 1		HOME		0- 2		1- 1		0- 2	
1- 6	0- 0	0- 0		AWAY		0- 1		0- 1		1- 4	
0- 0	0- 0	0- 0		NEUTRAL		0- 0		0- 0		0- 0	
RPI S	Opponent	Score	RPI S	Opponent	Score	RPI S	Opponent	Score	RPI S	Opponent	Score
			29 H Dayton	0	3	61 A Clemson	1	3	108 A Duquesne	0	3
						62 A VCU	0	3	108 H Duquesne	3	1
						62 H VCU	0	3	138 N UMKC	3	2
						64 H Xavier	0	3	145 H Butler	1	3
						77 H Towson	1	3	161 N East Tenn. St.	1	3
									165 A George Washington	0	3
									165 H George Washington	1	3
									179 H Saint Louis	0	3
									180 A Temple	0	3
									214 H Kennesaw St.	0	3
									223 A Rhode Island	0	3
									243 N Chattanooga	3	0
									269 H UNC Asheville	3	1
									273 A Fordham	1	3
									293 A Gardner-Webb	3	2
									296 A La Salle	3	1
									311 N Campbell	3	0
									315 N Delaware St.	3	0
									316 A East Carolina	3	0
									322 N Bethune-Cookman	3	0
LAST 10 GAMES											
			62 A VCU	0	3	165 H George Washington	1	3			
			64 H Xavier	0	3	108 H Duquesne	3	1			
			29 H Dayton	0	3	179 H Saint Louis	0	3			
			180 A Temple	0	3	145 H Butler	1	3			
			296 A La Salle	3	1	62 H VCU	0	3			

Non-Div. I Games:

Charlotte

Average RPI Win: 222		WON-LOST	WINNING	LAST 10	STRENGTH OF		OPP. STRENGTH	TEAM	ADJ	CONF.	ADJ CONF.
Average RPI Loss: 129		RECORD	PCT. RANK	GAMES	SCHEDULE		OF SCHEDULE	RPI	RPI	RPI	RPI
DIV. I ONLY		10- 18	.35714	240	3- 7		201	142	231	.42899	231
DIV. I NON-CONF.		6- 6	.5	158	0- 0		191	205	186	.47059	196
TOTALS		RPI 1-25	RPI 26-50		W-L RECORDS		RPI 51-100		RPI 101-150		RPI 150+
10- 18	0- 0	0- 1		OVERALL		0- 7		2- 3		8- 7	
8- 6	0- 0	0- 0		HOME		0- 3		2- 1		6- 2	
1- 9	0- 0	0- 1		AWAY		0- 4		0- 1		1- 3	
1- 3	0- 0	0- 0		NEUTRAL		0- 0		0- 1		1- 2	
6- 6	0- 0	0- 1		NON-CONFERENCE		0- 1		1- 1		5- 3	
5- 1	0- 0	0- 0		HOME		0- 0		1- 0		4- 1	
0- 2	0- 0	0- 1		AWAY		0- 1		0- 0		0- 0	
1- 3	0- 0	0- 0		NEUTRAL		0- 0		0- 1		1- 2	
4- 12	0- 0	0- 0		CONFERENCE		0- 6		1- 2		3- 4	
3- 5	0- 0	0- 0		HOME		0- 3		1- 1		2- 1	
1- 7	0- 0	0- 0		AWAY		0- 3		0- 1		1- 3	
0- 0	0- 0	0- 0		NEUTRAL		0- 0		0- 0		0- 0	
RPI S	Opponent	Score	RPI S	Opponent	Score	RPI S	Opponent	Score	RPI S	Opponent	Score
			34 A	Notre Dame	1 3	60 A	Ohio	0 3	117 A	Northern Ill.	0 3
						60 H	Ohio	0 3	119 H	Oral Roberts	3 2
						69 A	Western Mich.	0 3	123 H	Central Mich.	3 1
						71 A	Bowling Green	2 3	129 H	Ball St.	2 3
						71 H	Bowling Green	1 3	131 N	Oakland	0 3
						83 A	Cleveland St.	1 3	167 A	Akron	0 3
						95 H	Eastern Mich.	1 3	167 H	Akron	0 3
									168 N	UAB	0 3
									187 H	San Jose St.	1 3
									192 H	Syracuse	3 0
									208 H	Canisius	3 1
									218 A	Toledo	1 3
									235 A	Miami (OH)	3 0
									235 H	Miami (OH)	3 0
									237 A	Kent St.	1 3
									237 H	Kent St.	3 1
									264 N	Eastern Ky.	2 3
									264 N	Eastern Ky.	3 0
									303 H	Hartford	3 0
									305 H	Dartmouth	3 2
LAST 10 GAMES											
			237 H	Kent St.	3 1	167 H	Akron	0 3			
			60 H	Ohio	0 3	95 H	Eastern Mich.	1 3			
			235 A	Miami (OH)	3 0	123 H	Central Mich.	3 1			
			71 A	Bowling Green	2 3	69 A	Western Mich.	0 3			
			129 H	Ball St.	2 3	117 A	Northern Ill.	0 3			

Non-Div. I Games:

Buffalo

Average RPI Win:		269	WON-LOST RECORD		WINNING PCT. RANK	LAST 10 GAMES	STRENGTH OF SCHEDULE		OPP. STRENGTH OF SCHEDULE	TEAM RPI	ADJ RPI	CONF. RPI	ADJ CONF. RPI				
Average RPI Loss:		170															
DIV. I ONLY			15- 13	.53571	149	5- 5	294		263	229	.42825	232	29	30			
DIV. I NON-CONF.			8- 8	.5	158	0- 0	216		217	207	.45759	219	26	28			
TOTALS		RPI 1-25		RPI 26-50		W-L RECORDS		RPI 51-100		RPI 101-150		RPI 150+					
15- 13		0- 1		0- 0		OVERALL		0- 1		0- 4		15- 7					
8- 4		0- 0		0- 0		HOME		0- 0		0- 2		8- 2					
4- 6		0- 0		0- 0		AWAY		0- 0		0- 2		4- 4					
3- 3		0- 1		0- 0		NEUTRAL		0- 1		0- 0		3- 1					
8- 8		0- 1		0- 0		NON-CONFERENCE		0- 1		0- 2		8- 4					
4- 2		0- 0		0- 0		HOME		0- 0		0- 1		4- 1					
1- 3		0- 0		0- 0		AWAY		0- 0		0- 1		1- 2					
3- 3		0- 1		0- 0		NEUTRAL		0- 1		0- 0		3- 1					
7- 5		0- 0		0- 0		CONFERENCE		0- 0		0- 2		7- 3					
4- 2		0- 0		0- 0		HOME		0- 0		0- 1		4- 1					
3- 3		0- 0		0- 0		AWAY		0- 0		0- 1		3- 2					
0- 0		0- 0		0- 0		NEUTRAL		0- 0		0- 0		0- 0					
RPI	S	Opponent		Score		RPI	S	Opponent		Score		RPI	S	Opponent		Score	
12	N	BYU		0 3								81	N	Maryland		2 3	
												106	H	Northeastern		0 3	
												127	A	Rutgers		0 3	
												149	A	Albany (NY)		1 3	
												149	H	Albany (NY)		2 3	
												165	A	George Washington		1 3	
												194	N	Princeton		3 2	
												195	H	William & Mary		2 3	
												203	A	Villanova		2 3	
												223	N	Rhode Island		2 3	
												233	A	UMBC		3 2	
												233	H	UMBC		3 2	
												238	H	Harvard		3 2	
												248	A	Stony Brook		1 3	
												248	H	Stony Brook		3 1	
												250	N	Iona		3 0	
												251	H	Central Conn. St.		3 2	
												252	N	Robert Morris		3 0	
												255	A	Binghamton		3 1	
												255	H	Binghamton		2 3	
												303	A	Hartford		2 3	
												303	H	Hartford		3 0	
												305	H	Dartmouth		3 0	
												307	A	Bryant		3 1	
												314	H	Holy Cross		3 0	
												326	A	Providence		3 0	
												326	H	Providence		3 0	
LAST 10 GAMES																	
				149 H Albany (NY)		2 3				326 A Providence		3 0					
				303 H Hartford		3 0				303 A Hartford		2 3					
				248 A Stony Brook		1 3				149 A Albany (NY)		1 3					
				233 H UMBC		3 2				248 H Stony Brook		3 1					
				255 H Binghamton		2 3				255 A Binghamton		3 1					

Non-Div. I Games:

New Hampshire

Average RPI Win: 246		WON-LOST	WINNING	LAST 10	STRENGTH OF		OPP. STRENGTH	TEAM	ADJ	CONF.	ADJ CONF.
Average RPI Loss: 112		RECORD	PCT. RANK	GAMES	SCHEDULE		OF SCHEDULE	RPI	RPI	RPI	RPI
DIV. I ONLY		9- 19	.32143	263	3- 7		195	134	243	.42713	234
DIV. I NON-CONF.		6- 5	.54545	149	0- 0		237	219	189	.47399	189
TOTALS		RPI 1-25	RPI 26-50		W-L RECORDS		RPI 51-100		RPI 101-150		RPI 150+
9- 19	0- 0	0- 5		OVERALL		0- 7		1- 2		8- 5	
3- 9	0- 0	0- 3		HOME		0- 3		0- 2		3- 1	
3- 8	0- 0	0- 2		AWAY		0- 3		1- 0		2- 3	
3- 2	0- 0	0- 0		NEUTRAL		0- 1		0- 0		3- 1	
6- 5	0- 0	0- 0		NON-CONFERENCE		0- 1		1- 2		5- 2	
0- 3	0- 0	0- 0		HOME		0- 0		0- 2		0- 1	
3- 0	0- 0	0- 0		AWAY		0- 0		1- 0		2- 0	
3- 2	0- 0	0- 0		NEUTRAL		0- 1		0- 0		3- 1	
3- 14	0- 0	0- 5		CONFERENCE		0- 6		0- 0		3- 3	
3- 6	0- 0	0- 3		HOME		0- 3		0- 0		3- 0	
0- 8	0- 0	0- 2		AWAY		0- 3		0- 0		0- 3	
0- 0	0- 0	0- 0		NEUTRAL		0- 0		0- 0		0- 0	
RPI S	Opponent	Score	RPI S	Opponent	Score	RPI S	Opponent	Score	RPI S	Opponent	Score
			31 A	Creighton	1 3	69 N	Western Mich.	0 3	117 H	Northern Ill.	2 3
			31 H	Creighton	1 3	78 A	Southern Ill.	1 3	122 H	Arkansas St.	1 3
			42 A	Wichita St.	0 3	78 H	Southern Ill.	2 3	150 A	South Dakota St.	3 2
			42 H	Wichita St.	1 3	89 A	Missouri St.	1 3	177 N	Green Bay	2 3
			44 H	UNI	0 3	89 H	Missouri St.	0 3	179 H	Saint Louis	1 3
						98 A	Illinois St.	1 3	205 A	Evansville	0 3
						98 H	Illinois St.	0 3	205 H	Evansville	3 0
									215 N	Elon	3 0
									220 A	Milwaukee	3 2
									253 A	Drake	2 3
									253 H	Drake	3 1
									254 N	Winthrop	3 0
									288 A	Indiana St.	1 3
									288 H	Indiana St.	3 0
									310 A	N.C. Central	3 1
									316 N	East Carolina	3 0
LAST 10 GAMES											
			78 A	Southern Ill.	1 3	89 A	Missouri St.	1 3			
			205 A	Evansville	0 3	288 H	Indiana St.	3 0			
			253 H	Drake	3 1	98 H	Illinois St.	0 3			
			31 H	Creighton	1 3	205 H	Evansville	3 0			
			42 A	Wichita St.	0 3	78 H	Southern Ill.	2 3			

Non-Div. I Games:

Bradley

Average RPI Win:		223	WON-LOST RECORD		WINNING PCT. RANK		LAST 10 GAMES		STRENGTH OF SCHEDULE		OPP. STRENGTH OF SCHEDULE		TEAM RPI		ADJ RPI		CONF. RPI		ADJ CONF. RPI				
DIV. I ONLY			9- 20		.31034 272		4- 6		188		129		245		.42678 235		11		11				
DIV. I NON-CONF.			5- 8		.38462 228		0- 0		177		154		227		.46054 211		11		11				
TOTALS		RPI 1-25		RPI 26-50				W-L RECORDS		RPI 51-100				RPI 101-150				RPI 150+					
9- 20		0- 1		0- 0				OVERALL		1- 6				1- 7				7- 6					
5- 7		0- 0		0- 0				HOME		0- 3				1- 1				4- 3					
2- 9		0- 1		0- 0				AWAY		1- 3				0- 2				1- 3					
2- 4		0- 0		0- 0				NEUTRAL		0- 0				0- 4				2- 0					
5- 8		0- 1		0- 0				NON-CONFERENCE		0- 1				0- 5				5- 1					
3- 1		0- 0		0- 0				HOME		0- 1				0- 0				3- 0					
0- 3		0- 1		0- 0				AWAY		0- 0				0- 1				0- 1					
2- 4		0- 0		0- 0				NEUTRAL		0- 0				0- 4				2- 0					
4- 12		0- 0		0- 0				CONFERENCE		1- 5				1- 2				2- 5					
2- 6		0- 0		0- 0				HOME		0- 2				1- 1				1- 3					
2- 6		0- 0		0- 0				AWAY		1- 3				0- 1				1- 2					
0- 0		0- 0		0- 0				NEUTRAL		0- 0				0- 0				0- 0					
RPI	S	Opponent		Score		RPI	S	Opponent		Score		RPI	S	Opponent		Score		RPI	S	Opponent		Score	
8	A	Minnesota		0	3					60	A	Ohio	1	3	104	A	Indiana	0	3				
										60	H	Ohio	0	3	114	N	IUPUI	1	3				
										64	H	Xavier	2	3	117	H	Northern Ill.	0	3				
										69	A	Western Mich.	0	3	123	A	Central Mich.	1	3				
										71	A	Bowling Green	0	3	129	H	Ball St.	3	2				
										71	H	Bowling Green	0	3	132	N	LIU Brooklyn	0	3				
										95	A	Eastern Mich.	3	0	139	N	Valparaiso	0	3				
															149	N	Albany (NY)	2	3				
															167	A	Akron	2	3				
															167	H	Akron	0	3				
															180	H	Temple	3	1				
															181	A	Marshall	2	3				
															218	H	Toledo	3	0				
															231	A	Buffalo	0	3				
															231	H	Buffalo	0	3				
															237	A	Kent St.	3	1				
															237	H	Kent St.	2	3				
															243	N	Chattanooga	3	2				
															288	H	Indiana St.	3	2				
															298	N	Wright St.	3	0				
															319	H	Chicago St.	3	0				
LAST 10 GAMES																							
69 A Western Mich.						0	3	60 A Ohio						1	3								
71 H Bowling Green						0	3	129 H Ball St.						3	2								
231 H Buffalo						0	3	218 H Toledo						3	0								
167 H Akron						0	3	95 A Eastern Mich.						3	0								
237 A Kent St.						3	1	123 A Central Mich.						1	3								

Non-Div. I Games:

Miami (OH)

Average RPI Win: 246		WON-LOST RECORD		WINNING PCT. RANK		LAST 10 GAMES		STRENGTH OF SCHEDULE		OPP. STRENGTH OF SCHEDULE		TEAM RPI		ADJ RPI		CONF. RPI		ADJ CONF. RPI	
DIV. I ONLY		9- 18		.33333 257		3- 7		219		154		250		.42646 236		17		16	
DIV. I NON-CONF.		5- 5		.5 158		0- 0		211		112		185		.48133 180		16		16	
TOTALS		RPI 1-25		RPI 26-50		W-L RECORDS		RPI 51-100		RPI 101-150		RPI 150+							
9- 18		0- 1		0- 0		OVERALL		0- 7		1- 5		8- 5							
4- 7		0- 0		0- 0		HOME		0- 3		1- 2		3- 2							
1- 10		0- 1		0- 0		AWAY		0- 3		0- 3		1- 3							
4- 1		0- 0		0- 0		NEUTRAL		0- 1		0- 0		4- 0							
5- 5		0- 1		0- 0		NON-CONFERENCE		0- 3		0- 1		5- 0							
1- 1		0- 0		0- 0		HOME		0- 1		0- 0		1- 0							
0- 3		0- 1		0- 0		AWAY		0- 1		0- 1		0- 0							
4- 1		0- 0		0- 0		NEUTRAL		0- 1		0- 0		4- 0							
4- 13		0- 0		0- 0		CONFERENCE		0- 4		1- 4		3- 5							
3- 6		0- 0		0- 0		HOME		0- 2		1- 2		2- 2							
1- 7		0- 0		0- 0		AWAY		0- 2		0- 2		1- 3							
0- 0		0- 0		0- 0		NEUTRAL		0- 0		0- 0		0- 0							
RPI S	Opponent	Score		RPI S	Opponent	Score		RPI S	Opponent	Score		RPI S	Opponent	Score					
14 A	Washington	0 3						54 N	San Francisco	0 3		107 A	Utah St.	2 3					
								63 H	Long Beach St.	0 3		107 H	Utah St.	0 3					
								90 A	Wyoming	1 3		124 A	Washington St.	0 3					
								91 A	UTSA	0 3		130 H	Denver	3 2					
								91 H	UTSA	1 3		133 A	Idaho	1 3					
								94 A	New Mexico St.	1 3		133 H	Idaho	2 3					
								94 H	New Mexico St.	2 3		152 A	Texas St.	1 3					
												152 H	Texas St.	0 3					
												154 H	Boise St.	3 2					
												187 A	San Jose St.	2 3					
												187 H	San Jose St.	0 3					
												216 N	Presbyterian	3 1					
												228 A	Texas-Arlington	0 3					
												228 H	Texas-Arlington	3 2					
												262 N	Weber St.	3 2					
												291 N	Eastern Wash.	3 1					
												308 A	Louisiana Tech	3 2					
												308 H	Louisiana Tech	3 2					
												317 N	Alabama St.	3 0					
				LAST 10 GAMES															
				308 H	Louisiana Tech	3 2		152 A	Texas St.	1 3									
				228 H	Texas-Arlington	3 2		107 H	Utah St.	0 3									
				133 A	Idaho	1 3		187 H	San Jose St.	0 3									
				94 A	New Mexico St.	1 3		228 A	Texas-Arlington	0 3									
				91 A	UTSA	0 3		308 A	Louisiana Tech	3 2									

Non-Div. I Games:

Seattle

Average RPI Win: 213		WON-LOST	WINNING	LAST 10	STRENGTH OF		OPP. STRENGTH	TEAM	ADJ	CONF.	ADJ CONF.
Average RPI Loss: 124		RECORD	PCT. RANK	GAMES	SCHEDULE		OF SCHEDULE	RPI	RPI	RPI	RPI
DIV. I ONLY		6- 22	.21429	297	1- 9		87	177	232	.42639	237
DIV. I NON-CONF.		3- 9	.25	268	0- 0		31	244	174	.48308	176
TOTALS		RPI 1-25	RPI 26-50		W-L RECORDS		RPI 51-100		RPI 101-150		RPI 150+
6- 22	0- 0	0- 1		OVERALL		0- 9		2- 5		4- 7	
3- 8	0- 0	0- 0		HOME		0- 3		1- 2		2- 3	
1- 10	0- 0	0- 1		AWAY		0- 4		0- 2		1- 3	
2- 4	0- 0	0- 0		NEUTRAL		0- 2		1- 1		1- 1	
3- 9	0- 0	0- 1		NON-CONFERENCE		0- 3		1- 3		2- 2	
1- 2	0- 0	0- 0		HOME		0- 0		0- 1		1- 1	
0- 3	0- 0	0- 1		AWAY		0- 1		0- 1		0- 0	
2- 4	0- 0	0- 0		NEUTRAL		0- 2		1- 1		1- 1	
3- 13	0- 0	0- 0		CONFERENCE		0- 6		1- 2		2- 5	
2- 6	0- 0	0- 0		HOME		0- 3		1- 1		1- 2	
1- 7	0- 0	0- 0		AWAY		0- 3		0- 1		1- 3	
0- 0	0- 0	0- 0		NEUTRAL		0- 0		0- 0		0- 0	
RPI S	Opponent	Score	RPI S	Opponent	Score	RPI S	Opponent	Score	RPI S	Opponent	Score
			43 A	North Carolina St.	0 3	60 A	Ohio	0 3	117 H	Northern Ill.	3 1
						60 H	Ohio	0 3	123 H	Central Mich.	0 3
						62 N	VCU	1 3	126 N	South Fla.	3 2
						67 A	IPFW	0 3	128 H	Liberty	2 3
						69 H	Western Mich.	1 3	129 A	Ball St.	0 3
						71 A	Bowling Green	0 3	140 N	UC Davis	0 3
						71 H	Bowling Green	2 3	145 A	Butler	0 3
						83 N	Cleveland St.	0 3	167 A	Akron	0 3
						95 A	Eastern Mich.	0 3	167 H	Akron	0 3
									181 H	Marshall	0 3
									190 N	Southeast Mo. St.	0 3
									218 A	Toledo	0 3
									231 A	Buffalo	1 3
									231 H	Buffalo	3 1
									235 A	Miami (OH)	3 2
									235 H	Miami (OH)	1 3
									278 H	Saint Francis (PA)	3 0
									292 N	Murray St.	3 0
			LAST 10 GAMES								
			231 A	Buffalo	1 3	71 H	Bowling Green	2 3			
			167 A	Akron	0 3	117 H	Northern Ill.	3 1			
			95 A	Eastern Mich.	0 3	69 H	Western Mich.	1 3			
			60 H	Ohio	0 3	218 A	Toledo	0 3			
			235 H	Miami (OH)	1 3	129 A	Ball St.	0 3			
































Non-Div. I Games:

Kent St.

Average RPI Win: 261		WON-LOST	WINNING	LAST 10	STRENGTH OF		OPP. STRENGTH	TEAM	ADJ	CONF.	ADJ CONF.
Average RPI Loss: 148		RECORD	PCT. RANK	GAMES	SCHEDULE		OF SCHEDULE	RPI	RPI	RPI	RPI
DIV. I ONLY		10- 15	.4 217	5- 5	233		231	236	.42521 238	23	23
DIV. I NON-CONF.		3- 8	.27273 264	0- 0	170		234	256	.41873 253	21	21
TOTALS		RPI 1-25	RPI 26-50	W-L RECORDS	RPI 51-100		RPI 101-150		RPI 150+		
10- 15	0- 0		0- 0	OVERALL	0- 4		0- 4		10- 7		
7- 4	0- 0		0- 0	HOME	0- 1		0- 1		7- 2		
3- 8	0- 0		0- 0	AWAY	0- 2		0- 2		3- 4		
0- 3	0- 0		0- 0	NEUTRAL	0- 1		0- 1		0- 1		
3- 8	0- 0		0- 0	NON-CONFERENCE	0- 2		0- 4		3- 2		
3- 1	0- 0		0- 0	HOME	0- 0		0- 1		3- 0		
0- 4	0- 0		0- 0	AWAY	0- 1		0- 2		0- 1		
0- 3	0- 0		0- 0	NEUTRAL	0- 1		0- 1		0- 1		
7- 7	0- 0		0- 0	CONFERENCE	0- 2		0- 0		7- 5		
4- 3	0- 0		0- 0	HOME	0- 1		0- 0		4- 2		
3- 4	0- 0		0- 0	AWAY	0- 1		0- 0		3- 3		
0- 0	0- 0		0- 0	NEUTRAL	0- 0		0- 0		0- 0		
RPI S	Opponent	Score	RPI S	Opponent	Score	RPI S	Opponent	Score	RPI S	Opponent	Score
						53 A	Virginia Tech	0 3	106 A	Northeastern	0 3
						72 A	Yale	0 3	113 A	Connecticut	0 3
						72 H	Yale	0 3	141 H	Northern Ky.	0 3
						77 N	Towson	0 3	146 N	Boston College	0 3
									153 A	Columbia	3 0
									153 H	Columbia	1 3
									173 N	Middle Tenn.	2 3
									193 A	Penn	0 3
									193 H	Penn	3 2
									194 A	Princeton	0 3
									194 H	Princeton	2 3
									232 A	New Hampshire	2 3
									256 A	Cornell	3 1
									256 H	Cornell	3 0
									261 H	Manhattan	3 0
									272 A	Brown	3 1
									272 H	Brown	3 0
									305 A	Dartmouth	2 3
									305 H	Dartmouth	3 1
									314 H	Holy Cross	3 1
									326 H	Providence	3 0
			LAST 10 GAMES								
			272 A	Brown	3 1	193 A	Penn	0 3			
			72 A	Yale	0 3	305 H	Dartmouth	3 1			
			256 H	Cornell	3 0	153 A	Columbia	3 0			
			153 H	Columbia	1 3	256 A	Cornell	3 1			
			194 A	Princeton	0 3	72 H	Yale	0 3			

Non-Div. I Games:

Harvard

Average RPI Win: 266		WON-LOST	WINNING	LAST 10	STRENGTH OF		OPP. STRENGTH	TEAM	ADJ	CONF.	ADJ CONF.
Average RPI Loss: 134		RECORD	PCT. RANK	GAMES	SCHEDULE		OF SCHEDULE	RPI	RPI	RPI	RPI
DIV. I ONLY		10- 22	.3125	269	1- 9		161	218	246	.42432	239
DIV. I NON-CONF.		8- 6	.57143	139	0- 0		245	290	196	.47096	195
TOTALS		RPI 1-25	RPI 26-50		W-L RECORDS		RPI 51-100		RPI 101-150		RPI 150+
10- 22	0- 0	0- 0		OVERALL		0- 4		0- 12		10- 6	
6- 9	0- 0	0- 0		HOME		0- 2		0- 4		6- 3	
1- 10	0- 0	0- 0		AWAY		0- 2		0- 6		1- 2	
3- 3	0- 0	0- 0		NEUTRAL		0- 0		0- 2		3- 1	
8- 6	0- 0	0- 0		NON-CONFERENCE		0- 0		0- 4		8- 2	
5- 1	0- 0	0- 0		HOME		0- 0		0- 0		5- 1	
0- 2	0- 0	0- 0		AWAY		0- 0		0- 2		0- 0	
3- 3	0- 0	0- 0		NEUTRAL		0- 0		0- 2		3- 1	
2- 16	0- 0	0- 0		CONFERENCE		0- 4		0- 8		2- 4	
1- 8	0- 0	0- 0		HOME		0- 2		0- 4		1- 2	
1- 8	0- 0	0- 0		AWAY		0- 2		0- 4		1- 2	
0- 0	0- 0	0- 0		NEUTRAL		0- 0		0- 0		0- 0	
RPI S	Opponent	Score	RPI S	Opponent	Score	RPI S	Opponent	Score	RPI S	Opponent	Score
						56 A	Central Ark.	0 	102 A	Alabama	0 
						56 H	Central Ark.	0 	103 A	A&M-Corpus Christi	1 
						93 A	Sam Houston St.	0 	103 H	A&M-Corpus Christi	1 
						93 H	Sam Houston St.	1 	109 A	Northwestern St.	1 
									109 H	Northwestern St.	2 
									118 A	North Texas	0 
									119 A	Oral Roberts	0 
									119 H	Oral Roberts	0 
									134 N	Houston Baptist	1 
									137 A	Stephen F. Austin	1 
									137 H	Stephen F. Austin	1 
									138 N	UMKC	1 
									152 H	Texas St.	0 
									161 N	East Tenn. St.	3 1
									184 N	Austin Peay	0 
									186 A	Nicholls St.	1 
									186 H	Nicholls St.	2 
									197 H	La.-Lafayette	3 1
									242 A	Southeastern La.	3 2
									242 H	Southeastern La.	1 
									265 A	McNeese St.	0 
									265 H	McNeese St.	3 0
									285 H	Tulane	3 2
									287 N	Prairie View	3 1
									297 H	New Orleans	3 0
									299 H	South Carolina St.	3 0
									308 H	Louisiana Tech	3 1
LAST 10 GAMES											
						93 A	Sam Houston St.	0 	242 H	Southeastern La.	1 
						103 A	A&M-Corpus Christi	1 	137 A	Stephen F. Austin	1 
						119 H	Oral Roberts	0 	109 A	Northwestern St.	1 
						56 H	Central Ark.	0 	186 H	Nicholls St.	2 
						265 H	McNeese St.	3 0	93 H	Sam Houston St.	1 

Non-Div. I Games:

Lamar

RPI	S	Opponent	Score	
317	N	Alabama St.	3	0

Lamar

L
a
m
a
r

L
a
m
a
r

Average RPI Win: 180		WON-LOST	WINNING	LAST 10	STRENGTH OF	OPP. STRENGTH	TEAM	ADJ	CONF.	ADJ CONF.					
Average RPI Loss: 136		RECORD	PCT. RANK	GAMES	SCHEDULE	OF SCHEDULE	RPI	RPI	RPI	RPI					
DIV. I ONLY		6- 21	.22222	292	3- 7	96	174	237	.42358	240	16	17			
DIV. I NON-CONF.		2- 7	.22222	279	0- 0	43	126	181	.48541	170	15	14			
<hr/>															
TOTALS		RPI 1-25		RPI 26-50		W-L RECORDS		RPI 51-100		RPI 101-150		RPI 150+			
6- 21		0- 0		0- 1		OVERALL		2- 9		0- 6		4- 5			
4- 8		0- 0		0- 0		HOME		2- 4		0- 2		2- 2			
1- 10		0- 0		0- 1		AWAY		0- 4		0- 2		1- 3			
1- 3		0- 0		0- 0		NEUTRAL		0- 1		0- 2		1- 0			
<hr/>															
2- 7		0- 0		0- 1		NON-CONFERENCE		1- 2		0- 4		1- 0			
1- 2		0- 0		0- 0		HOME		1- 1		0- 1		0- 0			
0- 2		0- 0		0- 1		AWAY		0- 0		0- 1		0- 0			
1- 3		0- 0		0- 0		NEUTRAL		0- 1		0- 2		1- 0			
<hr/>															
4- 14		0- 0		0- 0		CONFERENCE		1- 7		0- 2		3- 5			
3- 6		0- 0		0- 0		HOME		1- 3		0- 1		2- 2			
1- 8		0- 0		0- 0		AWAY		0- 4		0- 1		1- 3			
0- 0		0- 0		0- 0		NEUTRAL		0- 0		0- 0		0- 0			
<hr/>															
RPI	S	Opponent	Score	RPI	S	Opponent	Score	RPI	S	Opponent	Score	RPI	S	Opponent	Score
				46	A	San Diego St.	0 3	68	A	Idaho St.	0 3	105	H	Texas Tech	1 3
								68	H	Idaho St.	2 3	107	N	Utah St.	2 3
								77	H	Towson	3 2	124	N	Washington St.	0 3
								79	N	Pacific	2 3	133	A	Idaho	1 3
								84	A	Northern Ariz.	0 3	142	A	North Dakota	0 3
								84	H	Northern Ariz.	0 3	142	H	North Dakota	0 3
								86	A	Portland St.	1 3	160	A	Montana St.	3 2
								86	H	Portland St.	2 3	191	H	Sacramento St.	3 1
								92	A	Northern Colo.	1 3	244	A	Southern Utah	0 3
								92	H	Northern Colo.	3 1	244	H	Southern Utah	2 3
								97	H	Furman	1 3	262	A	Weber St.	2 3
												262	H	Weber St.	2 3
												270	N	Sacred Heart	3 0
												291	A	Eastern Wash.	0 3
												291	H	Eastern Wash.	3 0
<hr/>															
LAST 10 GAMES															
				244	H	Southern Utah	2 3	291	A	Eastern Wash.	0 3				
				84	H	Northern Ariz.	0 3	92	H	Northern Colo.	3 1				
				262	A	Weber St.	2 3	142	H	North Dakota	0 3				
				68	A	Idaho St.	0 3	160	A	Montana St.	3 2				
				86	A	Portland St.	1 3	191	H	Sacramento St.	3 1				

Non-Div. I Games:

Montana

Average RPI Win:	228	WON-LOST RECORD	WINNING PCT. RANK	LAST 10 GAMES	STRENGTH OF SCHEDULE	OPP. STRENGTH OF SCHEDULE	TEAM RPI	ADJ RPI	CONF. RPI	ADJ CONF. RPI			
DIV. I ONLY		12- 19	.3871 228	6- 4	182	216	224	.42101 241	22	22			
DIV. I NON-CONF.		5- 10	.33333 244	0- 1	88	190	192	.46137 209	18	18			
<hr/>													
TOTALS	RPI 1-25	RPI 26-50		W-L RECORDS		RPI 51-100		RPI 101-150		RPI 150+			
12- 19	0- 0	0- 0		OVERALL		0- 5		1- 3		11- 11			
6- 10	0- 0	0- 0		HOME		0- 3		0- 1		6- 6			
4- 8	0- 0	0- 0		AWAY		0- 1		0- 2		4- 5			
2- 1	0- 0	0- 0		NEUTRAL		0- 1		1- 0		1- 0			
<hr/>													
5- 10	0- 0	0- 0		NON-CONFERENCE		0- 4		1- 1		4- 5			
3- 5	0- 0	0- 0		HOME		0- 2		0- 0		3- 3			
0- 4	0- 0	0- 0		AWAY		0- 1		0- 1		0- 2			
2- 1	0- 0	0- 0		NEUTRAL		0- 1		1- 0		1- 0			
<hr/>													
7- 9	0- 0	0- 0		CONFERENCE		0- 1		0- 2		7- 6			
3- 5	0- 0	0- 0		HOME		0- 1		0- 1		3- 3			
4- 4	0- 0	0- 0		AWAY		0- 0		0- 1		4- 3			
0- 0	0- 0	0- 0		NEUTRAL		0- 0		0- 0		0- 0			
<hr/>													
RPI S	Opponent	Score	RPI S	Opponent	Score	RPI S	Opponent	Score	RPI S	Opponent	Score		
						57 H	Tulsa	0	3	112 H	Rice	0	3
						70 A	Col. of Charleston	1	3	116 N	FGCU	3	0
						78 H	Southern Ill.	0	3	122 A	Arkansas St.	0	3
						95 H	Eastern Mich.	0	3	147 A	UTEP	1	3
						98 N	Illinois St.	0	3	158 H	Ill.-Chicago	3	2
									159 N	North Florida	3	0	
									162 H	UALR	0	3	
									168 A	UAB	1	3	
									168 H	UAB	2	3	
									181 A	Marshall	3	2	
									181 H	Marshall	3	2	
									183 H	Belmont	3	1	
									184 H	Austin Peay	2	3	
									185 A	UCF	0	3	
									185 H	UCF	0	3	
									197 H	La.-Lafayette	1	3	
									204 A	SMU	2	3	
									211 H	Houston	1	3	
									218 A	Toledo	1	3	
									219 A	Tennessee St.	2	3	
			279 A	Southern Miss.	3	2							
			279 H	Southern Miss.	3	2							
			285 A	Tulane	3	1							
			286 H	Alabama A&M	3	0							
			316 A	East Carolina	3	1							
			316 H	East Carolina	3	1							
			204 A	SMU	2	3							
			279 H	Southern Miss.	3	2							

Non-Div. I Games:

Memphis

Average RPI Win:	263	WON-LOST RECORD	WINNING PCT. RANK	LAST 10 GAMES	STRENGTH OF SCHEDULE	OPP. STRENGTH OF SCHEDULE	TEAM RPI	ADJ RPI	CONF. RPI	ADJ CONF. RPI	
DIV. I ONLY		11- 18	.37931 233	4- 6	225	246	247	.41858 242	13	13	
DIV. I NON-CONF.		6- 5	.54545 149	1- 0	319	329	270	.39752 267	17	17	
<hr/>											
TOTALS	RPI 1-25	RPI 26-50		W-L RECORDS	RPI 51-100		RPI 101-150		RPI 150+		
11- 18	0- 0	0- 0		OVERALL	0- 4		2- 6		9- 8		
7- 8	0- 0	0- 0		HOME	0- 2		1- 3		6- 3		
4- 7	0- 0	0- 0		AWAY	0- 2		1- 3		3- 2		
0- 3	0- 0	0- 0		NEUTRAL	0- 0		0- 0		0- 3		
6- 5	0- 0	0- 0		NON-CONFERENCE	0- 0		0- 0		6- 5		
5- 1	0- 0	0- 0		HOME	0- 0		0- 0		5- 1		
1- 1	0- 0	0- 0		AWAY	0- 0		0- 0		1- 1		
0- 3	0- 0	0- 0		NEUTRAL	0- 0		0- 0		0- 3		
5- 13	0- 0	0- 0		CONFERENCE	0- 4		2- 6		3- 3		
2- 7	0- 0	0- 0		HOME	0- 2		1- 3		1- 2		
3- 6	0- 0	0- 0		AWAY	0- 2		1- 3		2- 1		
0- 0	0- 0	0- 0		NEUTRAL	0- 0		0- 0		0- 0		
<hr/>											
RPI S	Opponent	Score	RPI S	Opponent	Score	RPI S	Opponent	Score	RPI S	Opponent	Score
						56 A	Central Ark.	2 <div>3</div>	103 A	A&M-Corpus Christi	0 <div>3</div>
						56 H	Central Ark.	1 <div>3</div>	103 H	A&M-Corpus Christi	1 <div>3</div>
						93 A	Sam Houston St.	0 <div>3</div>	109 A	Northwestern St.	1 <div>3</div>
						93 H	Sam Houston St.	0 <div>3</div>	109 H	Northwestern St.	0 <div>3</div>
									119 A	Oral Roberts	1 <div>3</div>
									119 H	Oral Roberts	1 <div>3</div>
									137 A	Stephen F. Austin	3 2
									137 H	Stephen F. Austin	3 2
									156 N	South Dakota	0 <div>3</div>
									186 A	Nicholls St.	0 <div>3</div>
									186 H	Nicholls St.	1 <div>3</div>
									206 N	Jacksonville St.	0 <div>3</div>
									219 N	Tennessee St.	1 <div>3</div>
									239 A	Lamar	3 1
									239 H	Lamar	2 <div>3</div>
									260 A	Jackson St.	1 <div>3</div>
									262 H	Weber St.	1 <div>3</div>
									265 A	McNeese St.	3 2
									265 H	McNeese St.	3 1
									280 H	Tex.-Pan American	3 0
			289 H	Texas Southern	3 0						
			308 H	Louisiana Tech	3 0						
			317 A	Alabama St.	3 1						
			324 H	Southern U.	3 0						
			327 H	Grambling	3 0						
<hr/>											
			LAST 10 GAMES								
			186 H	Nicholls St.	1 <div>3</div>	137 H	Stephen F. Austin	3 2	317 A	Alabama St.	3 1
			289 H	Texas Southern	3 0	239 A	Lamar	3 1	324 H	Southern U.	3 0
			103 A	A&M-Corpus Christi	0 <div>3</div>	56 H	Central Ark.	1 <div>3</div>	327 H	Grambling	3 0
			93 A	Sam Houston St.	0 <div>3</div>	119 H	Oral Roberts	1 <div>3</div>			
			109 H	Northwestern St.	0 <div>3</div>	265 A	McNeese St.	3 2			

Non-Div. I Games:

Southeastern La.

Average RPI Win:	271	WON-LOST	WINNING	LAST 10	STRENGTH OF	OPP. STRENGTH	TEAM	ADJ	CONF.	ADJ CONF.	
Average RPI Loss:	158	RECORD	PCT. RANK	GAMES	SCHEDULE	OF SCHEDULE	RPI	RPI	RPI	RPI	
DIV. I ONLY	14- 17	.45161	199	6- 4	271	249	239	.41851	243	20	20
DIV. I NON-CONF.	6- 9	.4	216	0- 0	303	277	275	.39001	272	22	22
<hr/>											
TOTALS	RPI 1-25	RPI 26-50		W-L RECORDS		RPI 51-100		RPI 101-150		RPI 150+	
14- 17	0- 0	0- 0		OVERALL		0- 4		0- 4		14- 9	
10- 3	0- 0	0- 0		HOME		0- 1		0- 1		10- 1	
3- 8	0- 0	0- 0		AWAY		0- 3		0- 2		3- 3	
1- 6	0- 0	0- 0		NEUTRAL		0- 0		0- 1		1- 5	
<hr/>											
6- 9	0- 0	0- 0		NON-CONFERENCE		0- 1		0- 2		6- 6	
5- 0	0- 0	0- 0		HOME		0- 0		0- 0		5- 0	
0- 3	0- 0	0- 0		AWAY		0- 1		0- 1		0- 1	
1- 6	0- 0	0- 0		NEUTRAL		0- 0		0- 1		1- 5	
<hr/>											
8- 8	0- 0	0- 0		CONFERENCE		0- 3		0- 2		8- 3	
5- 3	0- 0	0- 0		HOME		0- 1		0- 1		5- 1	
3- 5	0- 0	0- 0		AWAY		0- 2		0- 1		3- 2	
0- 0	0- 0	0- 0		NEUTRAL		0- 0		0- 0		0- 0	
<hr/>											
RPI S	Opponent	Score	RPI S	Opponent	Score	RPI S	Opponent	Score	RPI S	Opponent	Score
						61 A	Clemson	0 3	104 A	Indiana	1 3
						70 A	Col. of Charleston	0 3	111 A	Samford	1 3
						76 H	Ga. Southern	0 3	111 H	Samford	0 3
						97 A	Furman	1 3	139 N	Valparaiso	0 3
						151 N	Troy	1 3			
						161 N	East Tenn. St.	0 3			
						200 H	Wofford	3 2			
						209 H	Davidson	3 1			
						210 A	UNC Greensboro	1 3			
						210 H	UNC Greensboro	3 2			
						214 A	Kennesaw St.	1 3			
						215 A	Elon	0 3			
						215 H	Elon	3 2			
						219 N	Tennessee St.	1 3			
						230 N	Charlotte	0 3			
						235 N	Miami (OH)	2 3			
						274 A	Western Caro.	3 0			
						274 H	Western Caro.	1 3			
						277 H	USC Upstate	3 1			
						282 A	Appalachian St.	3 1			
282 H	Appalachian St.	3 0									
			LAST 10 GAMES			286 H	Alabama A&M	3 1			
			282 A	Appalachian St.	3 1	302 H	Tennessee Tech	3 0			
			274 A	Western Caro.	3 0	76 H	Ga. Southern	0 3	306 A	Citadel	3 2
			215 H	Elon	3 2	209 H	Davidson	3 1	310 N	N.C. Central	3 0
			210 H	UNC Greensboro	3 2	306 A	Citadel	3 2	317 H	Alabama St.	3 0
			111 A	Samford	1 3	70 A	Col. of Charleston	0 3	330 H	Alcorn	3 0

Non-Div. I Games:

Chattanooga

Average RPI Win:	238	WON-LOST RECORD	WINNING PCT. RANK	LAST 10 GAMES	STRENGTH OF SCHEDULE	OPP. STRENGTH OF SCHEDULE	TEAM RPI	ADJ RPI	CONF. RPI	ADJ CONF. RPI			
Average RPI Loss:	136												
DIV. I ONLY	11- 19	.36667	236	3- 7	217	178	234	.41839	244	16	17		
DIV. I NON-CONF.	4- 8	.33333	244	0- 1	241	203	258	.40923	260	15	14		
<hr/>													
TOTALS	RPI 1-25	RPI 26-50		W-L RECORDS		RPI 51-100		RPI 101-150		RPI 150+			
11- 19	0- 0	0- 0		OVERALL		0- 8		0- 2		11- 9			
4- 5	0- 0	0- 0		HOME		0- 3		0- 0		4- 2			
5- 9	0- 0	0- 0		AWAY		0- 4		0- 2		5- 3			
2- 5	0- 0	0- 0		NEUTRAL		0- 1		0- 0		2- 4			
<hr/>													
4- 8	0- 0	0- 0		NON-CONFERENCE		0- 1		0- 1		4- 6			
1- 0	0- 0	0- 0		HOME		0- 0		0- 0		1- 0			
1- 3	0- 0	0- 0		AWAY		0- 0		0- 1		1- 2			
2- 5	0- 0	0- 0		NEUTRAL		0- 1		0- 0		2- 4			
<hr/>													
7- 11	0- 0	0- 0		CONFERENCE		0- 7		0- 1		7- 3			
3- 5	0- 0	0- 0		HOME		0- 3		0- 0		3- 2			
4- 6	0- 0	0- 0		AWAY		0- 4		0- 1		4- 1			
0- 0	0- 0	0- 0		NEUTRAL		0- 0		0- 0		0- 0			
<hr/>													
RPI S	Opponent	Score	RPI S	Opponent	Score	RPI S	Opponent	Score	RPI S	Opponent	Score		
						68 A	Idaho St.	0	3	107 A	Utah St.	1	3
						68 H	Idaho St.	1	3	142 A	North Dakota	0	3
						80 N	Utah	0	3	154 A	Boise St.	0	3
						84 A	Northern Ariz.	0	3	155 H	Utah Valley	3	0
						84 H	Northern Ariz.	1	3	157 N	Portland	0	3
						86 A	Portland St.	1	3	160 A	Montana St.	3	1
						86 H	Portland St.	2	3	160 H	Montana St.	1	3
						92 A	Northern Colo.	0	3	166 N	UC Irvine	0	3
										172 N	UMES	2	3
										187 N	San Jose St.	2	3
										191 A	Sacramento St.	0	3
										191 H	Sacramento St.	3	1
										211 A	CSU Bakersfield	1	3
										214 N	Kennesaw St.	3	0
										240 A	Montana	3	2
										240 H	Montana	3	0
										262 A	Weber St.	3	1
										262 H	Weber St.	3	0
										269 N	UNC Asheville	3	0
										291 A	Eastern Wash.	3	2
				291 H	Eastern Wash.	0	3						
			LAST 10 GAMES							329 A	Savannah St.	3	0
						211 A	CSU Bakersfield	1	3				
						191 A	Sacramento St.	0	3				
						262 H	Weber St.	3	0				
						68 H	Idaho St.	1	3				
						92 A	Northern Colo.	0	3				

Non-Div. I Games:

Southern Utah

Average RPI Win:	221	WON-LOST	WINNING	LAST 10	STRENGTH OF	OPP. STRENGTH	TEAM	ADJ	CONF.	ADJ CONF.							
Average RPI Loss:	134	RECORD	PCT. RANK	GAMES	SCHEDULE	OF SCHEDULE	RPI	RPI	RPI	RPI							
DIV. I ONLY	4- 20	.16667	305	2- 8	83	184	257	.41586	245	19	18						
DIV. I NON-CONF.	2- 10	.16667	297	0- 0	50	135	224	.45836	215	19	19						
<hr/>																	
TOTALS	RPI 1-25	RPI 26-50		W-L RECORDS		RPI 51-100		RPI 101-150		RPI 150+							
4- 20	0- 0	0- 0		OVERALL		0- 6		0- 7		4- 7							
3- 6	0- 0	0- 0		HOME		0- 1		0- 2		3- 3							
0- 10	0- 0	0- 0		AWAY		0- 3		0- 3		0- 4							
1- 4	0- 0	0- 0		NEUTRAL		0- 2		0- 2		1- 0							
<hr/>																	
2- 10	0- 0	0- 0		NON-CONFERENCE		0- 4		0- 4		2- 2							
1- 2	0- 0	0- 0		HOME		0- 0		0- 1		1- 1							
0- 4	0- 0	0- 0		AWAY		0- 2		0- 1		0- 1							
1- 4	0- 0	0- 0		NEUTRAL		0- 2		0- 2		1- 0							
<hr/>																	
2- 10	0- 0	0- 0		CONFERENCE		0- 2		0- 3		2- 5							
2- 4	0- 0	0- 0		HOME		0- 1		0- 1		2- 2							
0- 6	0- 0	0- 0		AWAY		0- 1		0- 2		0- 3							
0- 0	0- 0	0- 0		NEUTRAL		0- 0		0- 0		0- 0							
<hr/>																	
RPI S	Opponent	Score	RPI S	Opponent	Score	RPI S	Opponent	Score	RPI S	Opponent	Score						
						52 A	Georgia Tech	0 3	106 A	Northeastern	0 3						
						58 A	Georgia	0 3	111 H	Samford	0 3						
						61 N	Clemson	0 3	114 A	IUPUI	0 3						
						76 N	Ga. Southern	1 3	118 N	North Texas	0 3						
						77 A	Towson	0 3	129 N	Ball St.	0 3						
						77 H	Towson	0 3	136 A	Delaware	0 3						
									136 H	Delaware	1 3						
									151 N	Troy	3 0						
									168 A	UAB	1 3						
									175 A	Hofstra	0 3						
									195 H	William & Mary	1 3						
									199 A	James Madison	0 3						
									199 H	James Madison	0 3						
									207 H	South Ala.	2 3						
									227 H	UNC Wilmington	3 2						
									229 H	Mercer	3 1						
									276 A	George Mason	0 3						
									276 H	George Mason	3 0						
						<hr/>											
									LAST 10 GAMES								
			77 H	Towson	0 3	199 H	James Madison	0 3									
			136 H	Delaware	1 3	195 H	William & Mary	1 3									
			106 A	Northeastern	0 3	227 H	UNC Wilmington	3 2									
			175 A	Hofstra	0 3	136 A	Delaware	0 3									
			276 H	George Mason	3 0	77 A	Towson	0 3									

Non-Div. I Games:

Georgia St.

Average RPI Win:	262	WON-LOST RECORD	WINNING PCT. RANK	LAST 10 GAMES	STRENGTH OF SCHEDULE	OPP. STRENGTH OF SCHEDULE	TEAM RPI	ADJ RPI	CONF. RPI	ADJ CONF. RPI		
DIV. I ONLY		6- 22	.21429	297	0- 10	113	182	258	.4151	246	12	12
DIV. I NON-CONF.		5- 7	.41667	209	0- 0	156	214	206	.46791	199	14	13
<hr/>												
TOTALS	RPI 1-25	RPI 26-50		W-L RECORDS		RPI 51-100		RPI 101-150		RPI 150+		
6- 22	0- 1	0- 0		OVERALL		0- 4		0- 11		6- 6		
1- 9	0- 0	0- 0		HOME		0- 1		0- 4		1- 4		
2- 8	0- 1	0- 0		AWAY		0- 1		0- 4		2- 2		
3- 5	0- 0	0- 0		NEUTRAL		0- 2		0- 3		3- 0		
<hr/>												
5- 7	0- 1	0- 0		NON-CONFERENCE		0- 2		0- 3		5- 1		
1- 1	0- 0	0- 0		HOME		0- 0		0- 0		1- 1		
1- 1	0- 1	0- 0		AWAY		0- 0		0- 0		1- 0		
3- 5	0- 0	0- 0		NEUTRAL		0- 2		0- 3		3- 0		
<hr/>												
1- 15	0- 0	0- 0		CONFERENCE		0- 2		0- 8		1- 5		
0- 8	0- 0	0- 0		HOME		0- 1		0- 4		0- 3		
1- 7	0- 0	0- 0		AWAY		0- 1		0- 4		1- 2		
0- 0	0- 0	0- 0		NEUTRAL		0- 0		0- 0		0- 0		
<hr/>												
RPI S	Opponent	Score		RPI S	Opponent	Score		RPI S	Opponent	Score		
15 A	Kansas St.	0	3			57 N	Tulsa 0 3	113 N	Connecticut	2	3	
						67 A	IPFW 0 3	114 A	IUPUI	0	3	
						67 H	IPFW 2 3	114 H	IUPUI	0	3	
						93 N	Sam Houston St. 1 3	117 N	Northern Ill.	0	3	
								122 N	Arkansas St.	1	3	
								131 A	Oakland	0	3	
								131 H	Oakland	1	3	
								138 A	UMKC	2	3	
								138 H	UMKC	1	3	
								150 A	South Dakota St.	1	3	
								150 H	South Dakota St.	0	3	
								156 A	South Dakota	1	3	
								156 H	South Dakota	2	3	
								163 A	North Dakota St.	0	3	
								163 H	North Dakota St.	0	3	
								192 H	Syracuse	3	0	
								226 A	Western Ill.	3	2	
								226 H	Western Ill.	1	3	
								253 H	Drake	2	3	
								263 A	Navy	3	0	
								290 N	Norfolk St.	3	1	
								297 N	New Orleans	3	0	
								303 N	Hartford	3	0	
<hr/>												
				LAST 10 GAMES								
				156 H	South Dakota	2	3	114 H	IUPUI	0	3	
				138 H	UMKC	1	3	156 A	South Dakota	1	3	
				67 A	IPFW	0	3	163 A	North Dakota St.	0	3	
				131 A	Oakland	0	3	150 A	South Dakota St.	1	3	
				226 H	Western Ill.	1	3	131 H	Oakland	1	3	

Non-Div. I Games:

Neb. Omaha

Average RPI Win:	163	WON-LOST RECORD	WINNING PCT. RANK	LAST 10 GAMES	STRENGTH OF SCHEDULE	OPP. STRENGTH OF SCHEDULE	TEAM RPI	ADJ RPI	CONF. RPI	ADJ CONF. RPI	
DIV. I ONLY		4- 23	.14815 308	0- 10	106	85	262	.41501 247	7	7	
DIV. I NON-CONF.		3- 10	.23077 277	0- 0	161	91	252	.42602 247	8	8	
<hr/>											
TOTALS	RPI 1-25	RPI 26-50		W-L RECORDS	RPI 51-100		RPI 101-150		RPI 150+		
4- 23	0- 0	1- 2		OVERALL	0- 10		1- 5		2- 6		
2- 10	0- 0	1- 1		HOME	0- 3		1- 3		0- 3		
0- 9	0- 0	0- 1		AWAY	0- 6		0- 0		0- 2		
2- 4	0- 0	0- 0		NEUTRAL	0- 1		0- 2		2- 1		
3- 10	0- 0	0- 0		NON-CONFERENCE	0- 4		1- 4		2- 2		
1- 3	0- 0	0- 0		HOME	0- 0		1- 2		0- 1		
0- 3	0- 0	0- 0		AWAY	0- 3		0- 0		0- 0		
2- 4	0- 0	0- 0		NEUTRAL	0- 1		0- 2		2- 1		
1- 13	0- 0	1- 2		CONFERENCE	0- 6		0- 1		0- 4		
1- 7	0- 0	1- 1		HOME	0- 3		0- 1		0- 2		
0- 6	0- 0	0- 1		AWAY	0- 3		0- 0		0- 2		
0- 0	0- 0	0- 0		NEUTRAL	0- 0		0- 0		0- 0		
RPI S	Opponent	Score	RPI S	Opponent	Score	RPI S	Opponent	Score	RPI S	Opponent	Score
			35 A	Colorado St.	0 3	51 A	Baylor	1 3	103 N	A&M-Corpus Christi	1 3
			35 H	Colorado St.	0 3	74 A	Fresno St.	0 3	105 H	Texas Tech	3 2
			46 H	San Diego St.	3 2	74 H	Fresno St.	0 3	110 H	New Mexico	0 3
						79 A	Pacific	0 3	117 N	Northern Ill.	0 3
						80 A	Utah	0 3	124 H	Washington St.	0 3
						82 A	UNLV	0 3	148 H	Cal St. Fullerton	1 3
						82 H	UNLV	2 3	154 A	Boise St.	2 3
						86 N	Portland St.	0 3	154 H	Boise St.	0 3
						90 A	Wyoming	2 3	155 N	Utah Valley	1 3
						90 H	Wyoming	0 3	178 A	Air Force	1 3
									178 H	Air Force	1 3
									211 H	CSU Bakersfield	1 3
									217 N	Cal Poly	3 1
									285 N	Tulane	3 2
<hr/>											
LAST 10 GAMES											
			178 H	Air Force	1 3	90 H	Wyoming	0 3			
			154 H	Boise St.	0 3	110 H	New Mexico	0 3			
			82 A	UNLV	0 3	154 A	Boise St.	2 3			
			74 A	Fresno St.	0 3	178 A	Air Force	1 3			
			35 H	Colorado St.	0 3	74 H	Fresno St.	0 3			

Non-Div. I Games:

Nevada

Average RPI Win:		281	WON-LOST RECORD		WINNING PCT. RANK		LAST 10 GAMES		STRENGTH OF SCHEDULE		OPP. STRENGTH OF SCHEDULE		TEAM RPI		ADJ RPI		CONF. RPI		ADJ CONF. RPI	
DIV. I ONLY			11- 14		.44 203		5- 5		270		280		251		.41245 248		29		30	
DIV. I NON-CONF.			5- 8		.38462 228		0- 0		147		257		223		.45559 221		26		28	
TOTALS		RPI 1-25		RPI 26-50		W-L RECORDS		RPI 51-100		RPI 101-150		RPI 150+								
11- 14		0- 1		0- 0		OVERALL		0- 1		1- 5		10- 7								
3- 4		0- 0		0- 0		HOME		0- 0		0- 2		3- 2								
4- 6		0- 0		0- 0		AWAY		0- 1		1- 2		3- 3								
4- 4		0- 1		0- 0		NEUTRAL		0- 0		0- 1		4- 2								
5- 8		0- 1		0- 0		NON-CONFERENCE		0- 1		0- 4		5- 2								
0- 1		0- 0		0- 0		HOME		0- 0		0- 1		0- 0								
1- 3		0- 0		0- 0		AWAY		0- 1		0- 2		1- 0								
4- 4		0- 1		0- 0		NEUTRAL		0- 0		0- 1		4- 2								
6- 6		0- 0		0- 0		CONFERENCE		0- 0		1- 1		5- 5								
3- 3		0- 0		0- 0		HOME		0- 0		0- 1		3- 2								
3- 3		0- 0		0- 0		AWAY		0- 0		1- 0		2- 3								
0- 0		0- 0		0- 0		NEUTRAL		0- 0		0- 0		0- 0								
RPI	S	Opponent		Score		RPI	S	Opponent		Score		RPI	S	Opponent		Score				
17	N	Texas A&M		0 3								72	A	Yale		0 3				
												104	N	Indiana		1 3				
												121	A	Seton Hall		2 3				
												132	H	LIU Brooklyn		1 3				
												144	A	Army		2 3				
												149	A	Albany (NY)		3 1				
												149	H	Albany (NY)		1 3				
												174	N	American		0 3				
												232	A	New Hampshire		1 3				
												232	H	New Hampshire		3 1				
												233	A	UMBC		0 3				
												233	H	UMBC		1 3				
												255	A	Binghamton		2 3				
												255	H	Binghamton		2 3				
												256	N	Cornell		3 0				
												268	N	NJIT		2 3				
												273	A	Fordham		3 2				
												294	N	Bucknell		3 2				
												303	A	Hartford		3 1				
												303	H	Hartford		3 1				
												304	N	Morgan St.		3 0				
												321	N	Quinnipiac		3 0				
												326	A	Providence		3 0				
												326	H	Providence		3 0				
LAST 10 GAMES																				
						255	H	Binghamton		2	3	149	A	Albany (NY)		3	1			
						233	H	UMBC		1	3	233	A	UMBC		0	3			
						232	H	New Hampshire		3	1	255	A	Binghamton		2	3			
						326	H	Providence		3	0	326	A	Providence		3	0			
						303	A	Hartford		3	1	232	A	New Hampshire		1	3			

Non-Div. I Games:

Stony Brook

Average RPI Win:	288	WON-LOST	WINNING	LAST 10	STRENGTH OF	OPP. STRENGTH	TEAM	ADJ	CONF.	ADJ CONF.							
Average RPI Loss:	203	RECORD	PCT. RANK	GAMES	SCHEDULE	OF SCHEDULE	RPI	RPI	RPI	RPI							
DIV. I ONLY	18- 13	.58065	122	7- 3	306	307	241	.40822	249	32	32						
DIV. I NON-CONF.	5- 9	.35714	239	0- 0	207	255	249	.41253	256	32	32						
<hr/>																	
TOTALS	RPI 1-25	RPI 26-50		W-L RECORDS		RPI 51-100		RPI 101-150		RPI 150+							
18- 13	0- 0	0- 0		OVERALL		0- 2		0- 1		18- 10							
6- 1	0- 0	0- 0		HOME		0- 0		0- 0		6- 1							
7- 4	0- 0	0- 0		AWAY		0- 0		0- 0		7- 4							
5- 8	0- 0	0- 0		NEUTRAL		0- 2		0- 1		5- 5							
<hr/>																	
5- 9	0- 0	0- 0		NON-CONFERENCE		0- 2		0- 1		5- 6							
1- 0	0- 0	0- 0		HOME		0- 0		0- 0		1- 0							
2- 1	0- 0	0- 0		AWAY		0- 0		0- 0		2- 1							
2- 8	0- 0	0- 0		NEUTRAL		0- 2		0- 1		2- 5							
<hr/>																	
13- 4	0- 0	0- 0		CONFERENCE		0- 0		0- 0		13- 4							
5- 1	0- 0	0- 0		HOME		0- 0		0- 0		5- 1							
5- 3	0- 0	0- 0		AWAY		0- 0		0- 0		5- 3							
3- 0	0- 0	0- 0		NEUTRAL		0- 0		0- 0		3- 0							
<hr/>																	
RPI S	Opponent	Score	RPI S	Opponent	Score	RPI S	Opponent	Score	RPI S	Opponent	Score						
						51 N	Baylor	2 3	122 N	Arkansas St.	0 3						
						56 N	Central Ark.	0 3	172 A	UMES	1 3						
						172 H	UMES	3 1									
						195 A	William & Mary	0 3									
						200 N	Wofford	1 3									
						210 N	UNC Greensboro	1 3									
						215 N	Elon	3 2									
						215 N	Elon	0 3									
						254 N	Winthrop	2 3									
						265 A	McNeese St.	3 1									
						267 H	Radford	3 1									
						280 N	Tex.-Pan American	0 3									
						281 N	Fla. Atlantic	3 2									
						283 A	Coppin St.	3 1									
						283 H	Coppin St.	3 0									
						290 A	Norfolk St.	3 2									
						290 A	Norfolk St.	0 3									
						290 H	Norfolk St.	0 3									
						299 N	South Carolina St.	3 1									
						304 A	Morgan St.	3 0									
						304 H	Morgan St.	3 0									
						310 A	N.C. Central	0 3									
						312 A	Stetson	3 1									
						315 A	Delaware St.	3 0									
						315 H	Delaware St.	3 0									
320 A	Howard	3 0															
320 H	Howard	3 0															
									LAST 10 GAMES								
									172 H	UMES	3 1	290 H	Norfolk St.	0 3	312 A	Stetson	3 1
									315 H	Delaware St.	3 0	290 A	Norfolk St.	0 3	315 A	Delaware St.	3 0
									320 A	Howard	3 0	315 A	Delaware St.	3 0	315 H	Delaware St.	3 0
									304 H	Morgan St.	3 0	172 A	UMES	1 3	320 A	Howard	3 0
283 H	Coppin St.	3 0	320 H	Howard	3 0	320 H	Howard	3 0									

Non-Div. I Games:

Hampton

Hampton

[illegible]

Non-Div. I Games:

Central Conn. St.

RPI	S	Opponent	Score	
323	A	St. Francis (NY)	3	0
323	H	St. Francis (NY)	3	0

Central Conn. St.
.
S
t
.

C
e
n
t
r
a
l
C
o
n
n
.
S
t
.

Average RPI Win: 293		WON-LOST	WINNING	LAST 10	STRENGTH OF		OPP. STRENGTH	TEAM	ADJ	CONF.	ADJ CONF.							
Average RPI Loss: 176		RECORD	PCT. RANK	GAMES	SCHEDULE		OF SCHEDULE	RPI	RPI	RPI	RPI							
DIV. I ONLY		17- 16	.51515	169	7- 3		298	293	253	.40773	252	31	31					
DIV. I NON-CONF.		4- 13	.23529	275	0- 2		271	238	290	.35872	290	31	31					
<hr/>																		
TOTALS		RPI 1-25		RPI 26-50		W-L RECORDS		RPI 51-100		RPI 101-150		RPI 150+						
17- 16		0- 0		0- 0		OVERALL		0- 2		0- 6		17- 8						
10- 2		0- 0		0- 0		HOME		0- 0		0- 1		10- 1						
6- 8		0- 0		0- 0		AWAY		0- 0		0- 4		6- 4						
1- 6		0- 0		0- 0		NEUTRAL		0- 2		0- 1		1- 3						
4- 13		0- 0		0- 0		NON-CONFERENCE		0- 2		0- 4		4- 7						
3- 1		0- 0		0- 0		HOME		0- 0		0- 0		3- 1						
0- 6		0- 0		0- 0		AWAY		0- 0		0- 3		0- 3						
1- 6		0- 0		0- 0		NEUTRAL		0- 2		0- 1		1- 3						
13- 3		0- 0		0- 0		CONFERENCE		0- 0		0- 2		13- 1						
7- 1		0- 0		0- 0		HOME		0- 0		0- 1		7- 0						
6- 2		0- 0		0- 0		AWAY		0- 0		0- 1		6- 1						
0- 0		0- 0		0- 0		NEUTRAL		0- 0		0- 0		0- 0						
RPI	S	Opponent	Score	RPI	S	Opponent	Score	RPI	S	Opponent	Score	RPI	S	Opponent	Score			
								81	N	Maryland	0	3		108	A	Duquesne	0	3
								88	N	Colorado	0	3		109	N	Northwestern St.	0	3
														120	A	Pittsburgh	0	3
														132	A	LIU Brooklyn	1	3
														132	H	LIU Brooklyn	0	3
														137	A	Stephen F. Austin	0	3
														189	H	West Virginia	3	2
														198	A	Youngstown St.	0	3
														199	N	James Madison	0	3
														203	A	Villanova	0	3
														232	N	New Hampshire	0	3
														233	A	UMBC	0	3
														251	A	Central Conn. St.	3	0
														251	H	Central Conn. St.	3	1
														270	A	Sacred Heart	2	3
														270	H	Sacred Heart	3	1
														278	A	Saint Francis (PA)	3	0
														278	H	Saint Francis (PA)	3	2
														279	N	Southern Miss.	0	3
														290	H	Norfolk St.	3	1
														294	H	Bucknell	1	3
														307	A	Bryant	3	0
														307	H	Bryant	3	1
														313	A	Fairleigh Dickinson	3	1
														313	H	Fairleigh Dickinson	3	1
														320	N	Howard	3	0
														321	A	Quinnipiac	3	0
<hr/>																		
LAST 10 GAMES																		
				132	A	LIU Brooklyn	1	3	278	A	Saint Francis (PA)	3	0	307	A	Bryant	3	0
				323	A	St. Francis (NY)	3	0	321	H	Quinnipiac	3	0	313	A	Fairleigh Dickinson	3	1
				120	A	Pittsburgh	0	3	251	H	Central Conn. St.	3	1	313	H	Fairleigh Dickinson	3	1
				313	H	Fairleigh Dickinson	3	1	108	A	Duquesne	0	3	320	N	Howard	3	0
				270	H	Sacred Heart	3	1	307	A	Bryant	3	0	321	A	Quinnipiac	3	0

Non-Div. I Games:

Robert Morris

RPI	S	Opponent	Score	
321	H	Quinnipiac	3	0
323	A	St. Francis (NY)	3	0
323	H	St. Francis (NY)	3	1
326	H	Providence	3	0

Robert Morris

R
o
b
e
r
t
M
o
r
r
i
s

R
o
b
e
r
t
M
o
r
r
i
s

Average RPI Win: 252		WON-LOST	WINNING	LAST 10	STRENGTH OF	OPP. STRENGTH	TEAM	ADJ	CONF.	ADJ CONF.	
Average RPI Loss: 103		RECORD	PCT. RANK	GAMES	SCHEDULE	OF SCHEDULE	RPI	RPI	RPI	RPI	
DIV. I ONLY		5- 22	.18519 303	3- 7	154	91	266	.40767 253	10	10	
DIV. I NON-CONF.		1- 10	.09091 309	0- 1	209	54	291	.37652 281	10	10	
TOTALS		RPI 1-25	RPI 26-50		W-L RECORDS		RPI 51-100		RPI 101-150		RPI 150+
5- 22	0- 0	0- 7		OVERALL		0- 8		0- 1		5- 6	
3- 6	0- 0	0- 3		HOME		0- 3		0- 0		3- 0	
2- 10	0- 0	0- 2		AWAY		0- 4		0- 0		2- 4	
0- 6	0- 0	0- 2		NEUTRAL		0- 1		0- 1		0- 2	
1- 10	0- 0	0- 2		NON-CONFERENCE		0- 3		0- 1		1- 4	
0- 0	0- 0	0- 0		HOME		0- 0		0- 0		0- 0	
1- 4	0- 0	0- 0		AWAY		0- 2		0- 0		1- 2	
0- 6	0- 0	0- 2		NEUTRAL		0- 1		0- 1		0- 2	
4- 12	0- 0	0- 5		CONFERENCE		0- 5		0- 0		4- 2	
3- 6	0- 0	0- 3		HOME		0- 3		0- 0		3- 0	
1- 6	0- 0	0- 2		AWAY		0- 2		0- 0		1- 2	
0- 0	0- 0	0- 0		NEUTRAL		0- 0		0- 0		0- 0	
RPI S	Opponent	Score	RPI S	Opponent	Score	RPI S	Opponent	Score	RPI S	Opponent	Score
			31 A Creighton	0 3	65 A Wisconsin	0 3	123 N Central Mich.	1 3			
			31 H Creighton	0 3	78 A Southern Ill.	1 3	163 A North Dakota St.	1 3			
			42 H Wichita St.	0 3	78 H Southern Ill.	1 3	163 N North Dakota St.	1 3			
			44 A UNI	0 3	85 N Cincinnati	0 3	177 A Green Bay	0 3			
			44 H UNI	1 3	89 H Missouri St.	0 3	205 A Evansville	1 3			
			49 N Auburn	0 3	94 A New Mexico St.	1 3	205 H Evansville	3 0			
			50 N Northwestern	0 3	98 A Illinois St.	0 3	220 N Milwaukee	0 3			
					98 H Illinois St.	0 3	234 A Bradley	1 3			
							234 H Bradley	3 2			
							246 A Neb. Omaha	3 2			
							288 A Indiana St.	3 1			
							288 H Indiana St.	3 1			
LAST 10 GAMES											
			288 H Indiana St.	3 1	78 H Southern Ill.	1 3					
			98 H Illinois St.	0 3	31 H Creighton	0 3					
			234 A Bradley	1 3	163 A North Dakota St.	1 3					
			44 A UNI	0 3	98 A Illinois St.	0 3					
			205 H Evansville	3 0	288 A Indiana St.	3 1					

Non-Div. I Games:

Drake

Average RPI Win:	267	WON-LOST	WINNING	LAST 10	STRENGTH OF	OPP. STRENGTH	TEAM	ADJ	CONF.	ADJ CONF.	
Average RPI Loss:	187	RECORD	PCT. RANK	GAMES	SCHEDULE	OF SCHEDULE	RPI	RPI	RPI	RPI	
DIV. I ONLY	14- 15	.48276	182	6- 4	282	266	240	.40726	254	25	27
DIV. I NON-CONF.	6- 9	.4	216	0- 1	270	237	257	.41012	258	28	27
<hr/>											
TOTALS	RPI 1-25	RPI 26-50		W-L RECORDS		RPI 51-100		RPI 101-150		RPI 150+	
14- 15	0- 0	0- 0		OVERALL		0- 3		0- 2		14- 10	
8- 5	0- 0	0- 0		HOME		0- 1		0- 0		8- 4	
5- 5	0- 0	0- 0		AWAY		0- 1		0- 2		5- 2	
1- 5	0- 0	0- 0		NEUTRAL		0- 1		0- 0		1- 4	
<hr/>											
6- 9	0- 0	0- 0		NON-CONFERENCE		0- 3		0- 1		6- 5	
4- 2	0- 0	0- 0		HOME		0- 1		0- 0		4- 1	
1- 2	0- 0	0- 0		AWAY		0- 1		0- 1		1- 0	
1- 5	0- 0	0- 0		NEUTRAL		0- 1		0- 0		1- 4	
<hr/>											
8- 6	0- 0	0- 0		CONFERENCE		0- 0		0- 1		8- 5	
4- 3	0- 0	0- 0		HOME		0- 0		0- 0		4- 3	
4- 3	0- 0	0- 0		AWAY		0- 0		0- 1		4- 2	
0- 0	0- 0	0- 0		NEUTRAL		0- 0		0- 0		0- 0	
<hr/>											
RPI S	Opponent	Score	RPI S	Opponent	Score	RPI S	Opponent	Score	RPI S	Opponent	Score
						61 N	Clemson	0 3	128 A	Liberty	0 3
						97 H	Furman	0 3	143 A	Wake Forest	0 3
						99 A	South Carolina	0 3	159 H	North Florida	0 3
									164 H	High Point	3 2
									168 N	UAB	0 3
									209 N	Davidson	2 3
									216 A	Presbyterian	3 1
									216 H	Presbyterian	1 3
									225 A	Coastal Caro.	3 2
									225 H	Coastal Caro.	2 3
									227 N	UNC Wilmington	0 3
									229 H	Mercer	3 0
									234 N	Bradley	0 3
									249 N	Hampton	3 2
									267 A	Radford	3 2
									269 A	UNC Asheville	0 3
									269 H	UNC Asheville	1 3
									274 H	Western Caro.	3 0
									282 H	Appalachian St.	3 0
									293 A	Gardner-Webb	3 2
									293 H	Gardner-Webb	3 0
									295 A	Charleston So.	2 3
									295 H	Charleston So.	3 0
									310 A	N.C. Central	3 0
									311 H	Campbell	3 1
									328 H	N.C. A&T	3 0
<hr/>											
			LAST 10 GAMES								
			216 A	Presbyterian	3 1	97 H	Furman	0 3	295 H	Charleston So.	3 0
			269 A	UNC Asheville	0 3	128 A	Liberty	0 3	310 A	N.C. Central	3 0
			293 A	Gardner-Webb	3 2	267 A	Radford	3 2	311 H	Campbell	3 1
			295 H	Charleston So.	3 0	311 H	Campbell	3 1	328 H	N.C. A&T	3 0
			225 H	Coastal Caro.	2 3	164 H	High Point	3 2			

Non-Div. I Games:

Winthrop

Average RPI Win: 260		WON-LOST RECORD		WINNING PCT. RANK		LAST 10 GAMES		STRENGTH OF SCHEDULE		OPP. STRENGTH OF SCHEDULE		TEAM RPI		ADJ RPI		CONF. RPI		ADJ CONF. RPI	
DIV. I ONLY		11- 17		.39286 221		6- 4		257		242		255		.40676 255		29		30	
DIV. I NON-CONF.		3- 13		.1875 291		0- 1		162		158		264		.39303 269		26		28	
TOTALS		RPI 1-25		RPI 26-50		W-L RECORDS		RPI 51-100		RPI 101-150		RPI 150+							
11- 17		0- 1		0- 0		OVERALL		0- 2		0- 6		11- 8							
4- 2		0- 0		0- 0		HOME		0- 0		0- 1		4- 1							
6- 7		0- 0		0- 0		AWAY		0- 1		0- 2		6- 4							
1- 8		0- 1		0- 0		NEUTRAL		0- 1		0- 3		1- 3							
3- 13		0- 1		0- 0		NON-CONFERENCE		0- 2		0- 4		3- 6							
0- 0		0- 0		0- 0		HOME		0- 0		0- 0		0- 0							
2- 5		0- 0		0- 0		AWAY		0- 1		0- 1		2- 3							
1- 8		0- 1		0- 0		NEUTRAL		0- 1		0- 3		1- 3							
8- 4		0- 0		0- 0		CONFERENCE		0- 0		0- 2		8- 2							
4- 2		0- 0		0- 0		HOME		0- 0		0- 1		4- 1							
4- 2		0- 0		0- 0		AWAY		0- 0		0- 1		4- 1							
0- 0		0- 0		0- 0		NEUTRAL		0- 0		0- 0		0- 0							
RPI	S	Opponent		Score		RPI	S	Opponent		Score		RPI	S	Opponent		Score			
23	N	Ohio St.		0 3								105	N	Texas Tech		0 3			
												121	N	Seton Hall		2 3			
												146	A	Boston College		0 3			
												147	N	UTEP		0 3			
												149	A	Albany (NY)		0 3			
												149	H	Albany (NY)		1 3			
												167	A	Akron		2 3			
												176	A	Siena		3 1			
												176	N	Siena		2 3			
												192	A	Syracuse		3 2			
												198	N	Youngstown St.		2 3			
												232	A	New Hampshire		3 2			
												232	H	New Hampshire		1 3			
												233	A	UMBC		1 3			
												233	H	UMBC		3 0			
												248	A	Stony Brook		3 2			
												248	H	Stony Brook		3 2			
												256	A	Cornell		2 3			
												273	N	Fordham		3 0			
												284	N	SIU Edwardsville		0 3			
												285	A	Tulane		2 3			
												303	A	Hartford		3 0			
												303	H	Hartford		3 0			
												326	A	Providence		3 2			
												326	H	Providence		3 0			
LAST 10 GAMES																			
248 A		Stony Brook		3 2		233 A		UMBC		1 3		303 H		Hartford		3 0			
149 H		Albany (NY)		1 3		248 H		Stony Brook		3 2		326 A		Providence		3 2			
303 H		Hartford		3 0		256 A		Cornell		2 3		326 H		Providence		3 0			
326 A		Providence		3 2		303 A		Hartford		3 0									
232 A		New Hampshire		3 2		149 A		Albany (NY)		0 3									

Non-Div. I Games:

Binghamton

Average RPI Win: 251		WON-LOST	WINNING	LAST 10	STRENGTH OF		OPP. STRENGTH	TEAM	ADJ	CONF.	ADJ CONF.
Average RPI Loss: 175		RECORD	PCT. RANK	GAMES	SCHEDULE		OF SCHEDULE	RPI	RPI	RPI	RPI
DIV. I ONLY		9- 16	.36	239	5- 5		224	251	256	.40534	256
DIV. I NON-CONF.		4- 7	.36364	234	1- 0		141	265	232	.44331	233
TOTALS		RPI 1-25	RPI 26-50		W-L RECORDS		RPI 51-100		RPI 101-150		RPI 150+
9- 16	0- 0	0- 0		OVERALL		0- 5		0- 0		9- 11	
6- 3	0- 0	0- 0		HOME		0- 1		0- 0		6- 2	
1- 9	0- 0	0- 0		AWAY		0- 2		0- 0		1- 7	
2- 4	0- 0	0- 0		NEUTRAL		0- 2		0- 0		2- 2	
4- 7	0- 0	0- 0		NON-CONFERENCE		0- 3		0- 0		4- 4	
2- 0	0- 0	0- 0		HOME		0- 0		0- 0		2- 0	
0- 3	0- 0	0- 0		AWAY		0- 1		0- 0		0- 2	
2- 4	0- 0	0- 0		NEUTRAL		0- 2		0- 0		2- 2	
5- 9	0- 0	0- 0		CONFERENCE		0- 2		0- 0		5- 7	
4- 3	0- 0	0- 0		HOME		0- 1		0- 0		4- 2	
1- 6	0- 0	0- 0		AWAY		0- 1		0- 0		1- 5	
0- 0	0- 0	0- 0		NEUTRAL		0- 0		0- 0		0- 0	
RPI S	Opponent	Score	RPI S	Opponent	Score	RPI S	Opponent	Score	RPI S	Opponent	Score
						72 A Yale	1	3	153 A Columbia	0	3
						72 H Yale	0	3	153 H Columbia	2	3
						74 N Fresno St.	0	3	180 A Temple	0	3
						84 N Northern Ariz.	0	3	188 H Colgate	3	2
						88 A Colorado	0	3	193 A Penn	0	3
									193 H Penn	3	1
									194 A Princeton	1	3
									194 H Princeton	3	1
									238 A Harvard	0	3
									238 H Harvard	1	3
									248 N Stony Brook	0	3
									251 N Central Conn. St.	3	1
									255 H Binghamton	3	2
									268 N NJIT	2	3
									272 A Brown	1	3
									272 H Brown	3	1
									273 A Fordham	2	3
									294 N Bucknell	3	2
									305 A Dartmouth	3	0
									305 H Dartmouth	3	2
LAST 10 GAMES											
						193 H Penn	3	1	272 A Brown	1	3
						194 H Princeton	3	1	153 H Columbia	2	3
						238 A Harvard	0	3	305 H Dartmouth	3	2
						305 A Dartmouth	3	0	238 H Harvard	1	3
						72 A Yale	1	3	255 H Binghamton	3	2

Non-Div. I Games:

Cornell

Average RPI Win:		241	WON-LOST RECORD		WINNING PCT. RANK		LAST 10 GAMES		STRENGTH OF SCHEDULE		OPP. STRENGTH OF SCHEDULE		TEAM RPI		ADJ RPI		CONF. RPI		ADJ CONF. RPI				
Average RPI Loss:		154																					
DIV. I ONLY			11- 20		.35484 246		6- 4		242		168		252		.40514 257		24		24				
DIV. I NON-CONF.			3- 12		.2 285		0- 2		159		60		254		.42088 251		23		23				
TOTALS		RPI 1-25		RPI 26-50		W-L RECORDS		RPI 51-100		RPI 101-150		RPI 150+											
11- 20		0- 1		0- 2		OVERALL		0- 1		1- 5		10- 11											
4- 6		0- 0		0- 0		HOME		0- 1		0- 1		4- 4											
5- 8		0- 1		0- 1		AWAY		0- 0		0- 1		5- 5											
2- 6		0- 0		0- 1		NEUTRAL		0- 0		1- 3		1- 2											
3- 12		0- 1		0- 2		NON-CONFERENCE		0- 0		1- 5		2- 4											
0- 2		0- 0		0- 0		HOME		0- 0		0- 1		0- 1											
1- 4		0- 1		0- 1		AWAY		0- 0		0- 1		1- 1											
2- 6		0- 0		0- 1		NEUTRAL		0- 0		1- 3		1- 2											
8- 8		0- 0		0- 0		CONFERENCE		0- 1		0- 0		8- 7											
4- 4		0- 0		0- 0		HOME		0- 1		0- 0		4- 3											
4- 4		0- 0		0- 0		AWAY		0- 0		0- 0		4- 4											
0- 0		0- 0		0- 0		NEUTRAL		0- 0		0- 0		0- 0											
RPI	S	Opponent		Score		RPI	S	Opponent		Score		RPI	S	Opponent		Score							
2	A	Penn St.		0	3	26	N	Michigan		0	3	73	H	Morehead St.		2	3						
						33	A	Marquette		0	3												
														108 N Duquesne		0	3						
														114 H IUPUI		1	3						
														125 N Iowa		1	3						
														131 A Oakland		0	3						
														143 N Wake Forest		3	1						
														145 N Butler		0	3						
														157 N Portland		2	3						
														158 A Ill.-Chicago		0	3						
														179 H Saint Louis		1	3						
														183 H Belmont		2	3						
														184 A Austin Peay		0	3						
														184 H Austin Peay		3	2						
														190 A Southeast Mo. St.		3	2						
														190 H Southeast Mo. St.		1	3						
														201 A DePaul		3	1						
														206 A Jacksonville St.		3	1						
														218 N Toledo		2	3						
														219 A Tennessee St.		0	3						
														264 H Eastern Ky.		3	1						
														275 A UT Martin		1	3						
														275 H UT Martin		1	3						
														284 A SIU Edwardsville		0	3						
														284 H SIU Edwardsville		3	1						
														288 N Indiana St.		3	2						
														292 A Murray St.		3	1						
														292 H Murray St.		3	0						
														302 A Tennessee Tech		3	1						
						LAST 10 GAMES																	
														183 H Belmont		2	3	190 A Southeast Mo. St.		3 2			
														275 A UT Martin		1	3	288 N Indiana St.		3 2			
														179 H Saint Louis		1	3	292 A Murray St.		3 1			
														184 H Austin Peay		3	2	292 H Murray St.		3 0			
														292 H Murray St.		3	0	302 A Tennessee Tech		3 1			
														292 H Murray St.		3	0	302 A Tennessee Tech		3 1			

Non-Div. I Games:

Eastern Ill.

Average RPI Win:	292	WON-LOST RECORD	WINNING PCT. RANK	LAST 10 GAMES	STRENGTH OF SCHEDULE	OPP. STRENGTH OF SCHEDULE	TEAM RPI	ADJ RPI	CONF. RPI	ADJ CONF. RPI	
DIV. I ONLY		13- 15	.46429 192	3- 7	262	309	244	.40048 258	26	28	
DIV. I NON-CONF.		7- 4	.63636 107	0- 0	259	322	187	.47285 190	30	29	
<hr/>											
TOTALS	RPI 1-25	RPI 26-50		W-L RECORDS	RPI 51-100		RPI 101-150		RPI 150+		
13- 15	0- 0	0- 0		OVERALL	0- 1		0- 1		13- 13		
6- 6	0- 0	0- 0		HOME	0- 0		0- 0		6- 6		
3- 8	0- 0	0- 0		AWAY	0- 1		0- 1		3- 6		
4- 1	0- 0	0- 0		NEUTRAL	0- 0		0- 0		4- 1		
7- 4	0- 0	0- 0		NON-CONFERENCE	0- 1		0- 1		7- 2		
3- 0	0- 0	0- 0		HOME	0- 0		0- 0		3- 0		
0- 3	0- 0	0- 0		AWAY	0- 1		0- 1		0- 1		
4- 1	0- 0	0- 0		NEUTRAL	0- 0		0- 0		4- 1		
6- 11	0- 0	0- 0		CONFERENCE	0- 0		0- 0		6- 11		
3- 6	0- 0	0- 0		HOME	0- 0		0- 0		3- 6		
3- 5	0- 0	0- 0		AWAY	0- 0		0- 0		3- 5		
0- 0	0- 0	0- 0		NEUTRAL	0- 0		0- 0		0- 0		
RPI S	Opponent	Score	RPI S	Opponent	Score	RPI S	Opponent	Score	RPI S	Opponent	Score
						77 A	Towson	0 3	108 A	Duquesne	1 3
									169 A	Fairfield	0 3
									169 H	Fairfield	0 3
									176 A	Siena	1 3
									176 H	Siena	1 3
									189 A	West Virginia	0 3
									208 A	Canisius	0 3
									208 H	Canisius	2 3
									224 A	Niagara	1 3
									224 H	Niagara	1 3
									250 H	Iona	3 2
									251 N	Central Conn. St.	3 1
									261 A	Manhattan	0 3
									261 H	Manhattan	2 3
									271 A	Marist	3 2
									271 H	Marist	2 3
									278 N	Saint Francis (PA)	3 1
									283 H	Coppin St.	3 0
									290 N	Norfolk St.	3 0
									294 N	Bucknell	1 3
									295 H	Charleston So.	3 1
									301 A	Rider	3 1
									301 H	Rider	3 2
									304 H	Morgan St.	3 0
									325 A	Saint Peter's	3 0
									325 H	Saint Peter's	3 0
									326 N	Providence	3 2
LAST 10 GAMES											
			176 H	Siena	1 3	301 A	Rider	3 1			
			271 H	Marist	2 3	325 A	Saint Peter's	3 0			
			169 A	Fairfield	0 3	271 A	Marist	3 2			
			208 H	Canisius	2 3	176 A	Siena	1 3			
			224 H	Niagara	1 3	261 A	Manhattan	0 3			

Non-Div. I Games:

Loyola Maryland

Average RPI Win:		253	WON-LOST RECORD		WINNING PCT. RANK		LAST 10 GAMES		STRENGTH OF SCHEDULE		OPP. STRENGTH OF SCHEDULE		TEAM RPI		ADJ RPI		CONF. RPI		ADJ CONF. RPI	
Average RPI Loss:		148																		
DIV. I ONLY			5- 18		.21739 296		1- 9		125		211		265		.39939 259		15		15	
DIV. I NON-CONF.			4- 5		.44444 196		0- 0		131		280		188		.4714 194		12		12	
TOTALS		RPI 1-25		RPI 26-50		W-L RECORDS		RPI 51-100		RPI 101-150		RPI 150+								
5- 18		0- 1		0- 1		OVERALL		0- 0		1- 6		4- 10								
1- 7		0- 0		0- 1		HOME		0- 0		0- 2		1- 4								
3- 8		0- 1		0- 0		AWAY		0- 0		1- 2		2- 5								
1- 3		0- 0		0- 0		NEUTRAL		0- 0		0- 2		1- 1								
4- 5		0- 1		0- 0		NON-CONFERENCE		0- 0		1- 2		3- 2								
0- 0		0- 0		0- 0		HOME		0- 0		0- 0		0- 0								
3- 2		0- 1		0- 0		AWAY		0- 0		1- 0		2- 1								
1- 3		0- 0		0- 0		NEUTRAL		0- 0		0- 2		1- 1								
1- 13		0- 0		0- 1		CONFERENCE		0- 0		0- 4		1- 8								
1- 7		0- 0		0- 1		HOME		0- 0		0- 2		1- 4								
0- 6		0- 0		0- 0		AWAY		0- 0		0- 2		0- 4								
0- 0		0- 0		0- 0		NEUTRAL		0- 0		0- 0		0- 0								
RPI S	Opponent		Score		RPI S	Opponent		Score		RPI S	Opponent		Score		RPI S	Opponent		Score		
25 A	Arkansas		0 3		30 H	Western Ky.		0 3							118 A	North Texas		0 3		
															118 H	North Texas		2 3		
															122 A	Arkansas St.		0 3		
															122 H	Arkansas St.		1 3		
															134 N	Houston Baptist		1 3		
															137 A	Stephen F. Austin		3 1		
															147 N	UTEP		0 3		
															151 A	Troy		1 3		
															162 A	UALR		0 3		
															162 H	UALR		1 3		
															173 H	Middle Tenn.		0 3		
															182 H	FIU		1 3		
															196 A	Mississippi St.		1 3		
															197 A	La.-Lafayette		0 3		
															197 H	La.-Lafayette		0 3		
															207 A	South Ala.		2 3		
															214 N	Kennesaw St.		1 3		
															260 A	Jackson St.		3 1		
															260 N	Jackson St.		3 1		
															281 H	Fla. Atlantic		3 1		
															327 A	Grambling		3 0		
LAST 10 GAMES																				
122 H Arkansas St.					1 3					281 H Fla. Atlantic					3 1					
162 H UALR					1 3					151 A Troy					1 3					
118 H North Texas					2 3					207 A South Ala.					2 3					
197 A La.-Lafayette					0 3					30 H Western Ky.					0 3					
182 H FIU					1 3					173 H Middle Tenn.					0 3					

Non-Div. I Games:

La.-Monroe

Average RPI Win: Average RPI Loss:	306 187	WON-LOST RECORD	WINNING PCT. RANK	LAST 10 GAMES		STRENGTH OF SCHEDULE	OPP. STRENGTH OF SCHEDULE	TEAM RPI	ADJ RPI	CONF. RPI	ADJ CONF. RPI
DIV. I ONLY		20- 11	.64516 87	10- 0		327	324	270	.39676 260	33	33
DIV. I NON-CONF.		3- 11	.21429 280	1- 0		242	232	283	.36801 286	33	33
TOTALS	RPI 1-25		RPI 26-50		W-L RECORDS		RPI 51-100		RPI 101-150		RPI 150+
20- 11	0- 0		0- 0		OVERALL		0- 1		0- 1		20- 9
9- 1	0- 0		0- 0		HOME		0- 0		0- 0		9- 1
7- 2	0- 0		0- 0		AWAY		0- 1		0- 0		7- 1
4- 8	0- 0		0- 0		NEUTRAL		0- 0		0- 1		4- 7
3- 11	0- 0		0- 0		NON-CONFERENCE		0- 1		0- 1		3- 9
2- 1	0- 0		0- 0		HOME		0- 0		0- 0		2- 1
1- 2	0- 0		0- 0		AWAY		0- 1		0- 0		1- 1
0- 8	0- 0		0- 0		NEUTRAL		0- 0		0- 1		0- 7
17- 0	0- 0		0- 0		CONFERENCE		0- 0		0- 0		17- 0
7- 0	0- 0		0- 0		HOME		0- 0		0- 0		7- 0
6- 0	0- 0		0- 0		AWAY		0- 0		0- 0		6- 0
4- 0	0- 0		0- 0		NEUTRAL		0- 0		0- 0		4- 0
RPI S Opponent	Score		RPI S Opponent	Score		RPI S Opponent	Score		RPI S Opponent	Score	
						56 A Central Ark.	0 3		118 N North Texas	0 3	
									151 N Troy	0 3	
									156 N South Dakota	1 3	
									172 N UMES	0 3	
									196 A Mississippi St.	0 3	
									206 N Jacksonville St.	0 3	
									207 A South Ala.	3 2	
									214 N Kennesaw St.	1 3	
									242 H Southeastern La.	3 1	
									259 H La.-Monroe	1 3	
									259 N La.-Monroe	1 3	
									275 N UT Martin	1 3	
									286 A Alabama A&M	3 2	
									286 H Alabama A&M	3 1	
									287 N Prairie View	3 0	
									297 H New Orleans	3 0	
									309 N Ark.-Pine Bluff	3 0	
									317 A Alabama St.	3 0	
									317 H Alabama St.	3 2	
									317 N Alabama St.	3 1	
									318 A Mississippi Val.	3 0	
					LAST 10 GAMES				318 H Mississippi Val.	3 0	
					330 H Alcorn	3 0	207 A South Ala.	3 2	324 A Southern U.	3 0	
					318 A Mississippi Val.	3 0	318 H Mississippi Val.	3 0	324 H Southern U.	3 0	
					317 A Alabama St.	3 0	286 H Alabama A&M	3 1	324 H Southern U.	3 0	
					286 A Alabama A&M	3 2	317 H Alabama St.	3 2	327 A Grambling	3 0	
					327 A Grambling	3 0	287 N Prairie View	3 0	327 H Grambling	3 0	

Non-Div. I Games:

Jackson St.

RPI	S	Opponent	Score	
327	N	Grambling	3	0
330	A	Alcorn	3	0
330	H	Alcorn	3	0

Jackson St.

J
a
c
k
s
o
n
S
t
.

J
a
c
k
s
o
n
S
t
.

Average RPI Win: 267		WON-LOST	WINNING	LAST 10	STRENGTH OF		OPP. STRENGTH	TEAM	ADJ	CONF.	ADJ CONF.
Average RPI Loss: 221		RECORD	PCT. RANK	GAMES	SCHEDULE		OF SCHEDULE	RPI	RPI	RPI	RPI
DIV. I ONLY		15- 15	.5	170	5- 5		287	292	249	.39403	261
DIV. I NON-CONF.		5- 7	.41667	209	0- 1		316	301	286	.36933	285
TOTALS		RPI 1-25	RPI 26-50		W-L RECORDS		RPI 51-100		RPI 101-150		RPI 150+
15- 15	0- 0	0- 0		OVERALL		0- 0		1- 1		14- 14	
8- 2	0- 0	0- 0		HOME		0- 0		0- 0		8- 2	
5- 9	0- 0	0- 0		AWAY		0- 0		0- 1		5- 8	
2- 4	0- 0	0- 0		NEUTRAL		0- 0		1- 0		1- 4	
5- 7	0- 0	0- 0		NON-CONFERENCE		0- 0		1- 1		4- 6	
1- 0	0- 0	0- 0		HOME		0- 0		0- 0		1- 0	
2- 3	0- 0	0- 0		AWAY		0- 0		0- 1		2- 2	
2- 4	0- 0	0- 0		NEUTRAL		0- 0		1- 0		1- 4	
10- 8	0- 0	0- 0		CONFERENCE		0- 0		0- 0		10- 8	
7- 2	0- 0	0- 0		HOME		0- 0		0- 0		7- 2	
3- 6	0- 0	0- 0		AWAY		0- 0		0- 0		3- 6	
0- 0	0- 0	0- 0		NEUTRAL		0- 0		0- 0		0- 0	
RPI S	Opponent	Score	RPI S	Opponent	Score	RPI S	Opponent	Score	RPI S	Opponent	Score
									141 N	Northern Ky.	3 2
									144 A	Army	0 3
									169 A	Fairfield	1 3
									169 H	Fairfield	2 3
									171 N	Loyola Chicago	0 3
									176 A	Siena	0 3
									176 H	Siena	3 2
									195 A	William & Mary	1 3
									208 A	Canisius	1 3
									208 H	Canisius	1 3
									213 N	Georgetown	0 3
									224 A	Niagara	3 2
									224 H	Niagara	3 1
									238 A	Harvard	0 3
									250 A	Iona	1 3
									250 H	Iona	3 2
									258 A	Loyola Maryland	3 2
									258 H	Loyola Maryland	3 0
									271 A	Marist	2 3
									271 H	Marist	3 1
									294 N	Bucknell	1 3
									296 A	La Salle	3 1
									300 H	Lafayette	3 0
									301 A	Rider	2 3
									301 H	Rider	3 0
									311 N	Campbell	1 3
									323 A	St. Francis (NY)	3 0
			LAST 10 GAMES								
			325 H	Saint Peter's	3 0	144 A	Army	0 3			
			224 A	Niagara	3 2	169 H	Fairfield	2 3			
			208 A	Canisius	1 3	250 H	Iona	3 2			
			271 A	Marist	2 3	325 A	Saint Peter's	3 1			
			176 A	Siena	0 3	258 H	Loyola Maryland	3 0			

Non-Div. I Games:

Manhattan

RPI	S	Opponent	Score	
325	A	Saint Peter's	3	1
325	H	Saint Peter's	3	0
326	N	Providence	3	1

Manhattan

M
a
n
h
a
t
t
a
n

M
a
n
h
a
t
t
a
n

Loss, Non-Conf, S Site, H Home, A Away, N Neutral Page 278

Average RPI Win: 287		WON-LOST	WINNING	LAST 10	STRENGTH OF		OPP. STRENGTH	TEAM	ADJ	CONF.	ADJ CONF.
Average RPI Loss: 183		RECORD	PCT. RANK	GAMES	SCHEDULE		OF SCHEDULE	RPI	RPI	RPI	RPI
DIV. I ONLY		11- 15	.42308	210	4- 6		284	277	264	.39273	263
DIV. I NON-CONF.		4- 8	.33333	244	0- 0		301	246	282	.37494	282
TOTALS		RPI 1-25	RPI 26-50		W-L RECORDS		RPI 51-100		RPI 101-150		RPI 150+
11- 15	0- 0	0- 0		OVERALL		0- 1		0- 3		11- 11	
5- 5	0- 0	0- 0		HOME		0- 0		0- 1		5- 4	
3- 5	0- 0	0- 0		AWAY		0- 0		0- 1		3- 4	
3- 5	0- 0	0- 0		NEUTRAL		0- 1		0- 1		3- 3	
4- 8	0- 0	0- 0		NON-CONFERENCE		0- 1		0- 1		4- 6	
1- 2	0- 0	0- 0		HOME		0- 0		0- 0		1- 2	
1- 1	0- 0	0- 0		AWAY		0- 0		0- 0		1- 1	
2- 5	0- 0	0- 0		NEUTRAL		0- 1		0- 1		2- 3	
7- 7	0- 0	0- 0		CONFERENCE		0- 0		0- 2		7- 5	
4- 3	0- 0	0- 0		HOME		0- 0		0- 1		4- 2	
2- 4	0- 0	0- 0		AWAY		0- 0		0- 1		2- 3	
1- 0	0- 0	0- 0		NEUTRAL		0- 0		0- 0		1- 0	
RPI S	Opponent	Score	RPI S	Opponent	Score	RPI S	Opponent	Score	RPI S	Opponent	Score
						99 N	South Carolina	0 3	130 N	Denver	1 3
									144 A	Army	0 3
									144 H	Army	1 3
									174 A	American	2 3
									174 H	American	1 3
									178 N	Air Force	2 3
									180 A	Temple	0 3
									188 A	Colgate	0 3
									188 H	Colgate	1 3
									189 N	West Virginia	0 3
									202 A	Lehigh	0 3
									202 H	Lehigh	3 2
									224 N	Niagara	2 3
									246 H	Neb. Omaha	0 3
									251 N	Central Conn. St.	3 0
									276 A	George Mason	3 1
									290 H	Norfolk St.	1 3
									294 A	Bucknell	3 0
									294 H	Bucknell	3 2
									300 H	Lafayette	3 2
									300 N	Lafayette	3 0
									303 H	Hartford	3 2
									306 N	Citadel	3 1
									314 A	Holy Cross	3 0
									314 H	Holy Cross	3 0
LAST 10 GAMES											
						188 H	Colgate	1 3	314 A	Holy Cross	3 0
						294 H	Bucknell	3 2	144 A	Army	0 3
						202 A	Lehigh	0 3	294 A	Bucknell	3 0
						300 N	Lafayette	3 0	188 A	Colgate	0 3
						174 H	American	1 3	174 A	American	2 3

Non-Div. I Games:

Navy

Average RPI Win: 249		WON-LOST RECORD		WINNING PCT. RANK		LAST 10 GAMES		STRENGTH OF SCHEDULE		OPP. STRENGTH OF SCHEDULE		TEAM RPI		ADJ RPI		CONF. RPI		ADJ CONF. RPI	
DIV. I ONLY		9- 19		.32143 263		4- 6		212		228		259		.39214 264		24		24	
DIV. I NON-CONF.		4- 8		.33333 244		1- 1		125		194		219		.45452 223		23		23	
TOTALS		RPI 1-25		RPI 26-50		W-L RECORDS		RPI 51-100		RPI 101-150		RPI 150+							
9- 19		0- 0		0- 2		OVERALL		0- 3		0- 2		9- 12							
5- 4		0- 0		0- 0		HOME		0- 1		0- 0		5- 3							
1- 12		0- 0		0- 2		AWAY		0- 2		0- 1		1- 7							
3- 3		0- 0		0- 0		NEUTRAL		0- 0		0- 1		3- 2							
4- 8		0- 0		0- 2		NON-CONFERENCE		0- 1		0- 2		4- 3							
1- 0		0- 0		0- 0		HOME		0- 0		0- 0		1- 0							
0- 5		0- 0		0- 2		AWAY		0- 1		0- 1		0- 1							
3- 3		0- 0		0- 0		NEUTRAL		0- 0		0- 1		3- 2							
5- 11		0- 0		0- 0		CONFERENCE		0- 2		0- 0		5- 9							
4- 4		0- 0		0- 0		HOME		0- 1		0- 0		4- 3							
1- 7		0- 0		0- 0		AWAY		0- 1		0- 0		1- 6							
0- 0		0- 0		0- 0		NEUTRAL		0- 0		0- 0		0- 0							
RPI	S	Opponent		Score		RPI	S	Opponent		Score		RPI	S	Opponent		Score			
				34	A	Notre Dame	0	3	73	A	Morehead St.	0	3	131	N	Oakland	0	3	
				38	A	Michigan St.	0	3	73	H	Morehead St.	1	3	141	A	Northern Ky.	0	3	
									83	A	Cleveland St.	0	3	168	N	UAB	0	3	
														181	A	Marshall	0	3	
														183	A	Belmont	1	3	
														183	H	Belmont	0	3	
														184	H	Austin Peay	3	0	
														190	H	Southeast Mo. St.	3	2	
														198	N	Youngstown St.	3	2	
														206	A	Jacksonville St.	2	3	
														206	H	Jacksonville St.	2	3	
														219	A	Tennessee St.	2	3	
														219	H	Tennessee St.	1	3	
														231	N	Buffalo	3	2	
														231	N	Buffalo	0	3	
														257	A	Eastern Ill.	1	3	
														265	N	McNeese St.	3	0	
														275	H	UT Martin	3	0	
														284	A	SIU Edwardsville	0	3	
														292	A	Murray St.	2	3	
														298	H	Wright St.	3	0	
														302	A	Tennessee Tech	3	1	
														302	H	Tennessee Tech	3	2	
LAST 10 GAMES																			
				292	A	Murray St.	2	3	302	H	Tennessee Tech	3	2						
				73	A	Morehead St.	0	3	206	H	Jacksonville St.	2	3						
				219	A	Tennessee St.	2	3	141	A	Northern Ky.	0	3						
				183	A	Belmont	1	3	190	H	Southeast Mo. St.	3	2						
				298	H	Wright St.	3	0	275	H	UT Martin	3	0						

Non-Div. I Games:

Eastern Ky.

Average RPI Win: 287		WON-LOST RECORD		WINNING PCT. RANK		LAST 10 GAMES		STRENGTH OF SCHEDULE		OPP. STRENGTH OF SCHEDULE		TEAM RPI		ADJ RPI		CONF. RPI		ADJ CONF. RPI	
Average RPI Loss: 143																			
DIV. I ONLY		7- 25		.21875 294		1- 9		148		222		271		.39101 265		13		13	
DIV. I NON-CONF.		6- 8		.42857 202		1- 0		234		297		240		.42881 243		17		17	
TOTALS		RPI 1-25		RPI 26-50		W-L RECORDS		RPI 51-100		RPI 101-150		RPI 150+							
7- 25		0- 0		0- 1		OVERALL		0- 5		0- 10		7- 9							
4- 11		0- 0		0- 0		HOME		0- 3		0- 5		4- 3							
2- 11		0- 0		0- 1		AWAY		0- 1		0- 3		2- 4							
1- 3		0- 0		0- 0		NEUTRAL		0- 0		0- 1		1- 2							
6- 8		0- 0		0- 1		NON-CONFERENCE		0- 1		0- 2		6- 4							
3- 3		0- 0		0- 0		HOME		0- 1		0- 1		3- 1							
2- 2		0- 0		0- 1		AWAY		0- 0		0- 0		2- 1							
1- 3		0- 0		0- 0		NEUTRAL		0- 0		0- 1		1- 2							
1- 17		0- 0		0- 0		CONFERENCE		0- 4		0- 8		1- 5							
1- 8		0- 0		0- 0		HOME		0- 2		0- 4		1- 2							
0- 9		0- 0		0- 0		AWAY		0- 2		0- 4		0- 3							
0- 0		0- 0		0- 0		NEUTRAL		0- 0		0- 0		0- 0							
RPI S	Opponent	Score		RPI S	Opponent	Score		RPI S	Opponent	Score		RPI S	Opponent	Score					
				38 A	Michigan St.	0	3	51 H	Baylor	1	3	103 A	A&M-Corpus Christi	0	3				
								56 A	Central Ark.	1	3	103 H	A&M-Corpus Christi	1	3				
								56 H	Central Ark.	0	3	109 A	Northwestern St.	0	3				
								93 A	Sam Houston St.	0	3	109 H	Northwestern St.	0	3				
								93 H	Sam Houston St.	0	3	119 A	Oral Roberts	0	3				
												119 H	Oral Roberts	0	3				
												122 H	Arkansas St.	0	3				
												134 N	Houston Baptist	0	3				
												137 A	Stephen F. Austin	1	3				
												137 H	Stephen F. Austin	0	3				
												186 A	Nicholls St.	1	3				
												186 H	Nicholls St.	1	3				
												197 A	La.-Lafayette	0	3				
												198 N	Youngstown St.	2	3				
												239 A	Lamar	0	3				
												239 H	Lamar	3	0				
												242 A	Southeastern La.	1	3				
												242 H	Southeastern La.	2	3				
												249 H	Hampton	1	3				
												264 N	Eastern Ky.	0	3				
												279 N	Southern Miss.	3	2				
												287 A	Prairie View	3	1				
												287 H	Prairie View	3	1				
												297 A	New Orleans	3	1				
												297 H	New Orleans	3	0				
												322 H	Bethune-Cookman	3	0				
LAST 10 GAMES																			
				103 A	A&M-Corpus Christi	0	3	297 H	New Orleans	3	0								
				93 A	Sam Houston St.	0	3	186 H	Nicholls St.	1	3								
				56 H	Central Ark.	0	3	109 A	Northwestern St.	0	3								
				119 H	Oral Roberts	0	3	137 A	Stephen F. Austin	1	3								
				239 A	Lamar	0	3	242 H	Southeastern La.	2	3								

Non-Div. I Games:

McNeese St.

Average RPI Win:	256	WON-LOST RECORD	WINNING PCT. RANK	LAST 10 GAMES	STRENGTH OF SCHEDULE	OPP. STRENGTH OF SCHEDULE	TEAM RPI	ADJ RPI	CONF. RPI	ADJ CONF. RPI	
Average RPI Loss:	118										
DIV. I ONLY		7- 21	.25 286	2- 8	244	114	277	.39074 266	9	9	
DIV. I NON-CONF.		6- 8	.42857 202	1- 0	293	182	255	.41578 254	7	7	
<hr/>											
TOTALS	RPI 1-25	RPI 26-50		W-L RECORDS	RPI 51-100		RPI 101-150		RPI 150+		
7- 21	0- 1	0- 2		OVERALL	0- 6		0- 6		7- 6		
1- 7	0- 1	0- 0		HOME	0- 3		0- 2		1- 1		
1- 10	0- 0	0- 2		AWAY	0- 2		0- 3		1- 3		
5- 4	0- 0	0- 0		NEUTRAL	0- 1		0- 1		5- 2		
<hr/>											
6- 8	0- 0	0- 2		NON-CONFERENCE	0- 1		0- 1		6- 4		
1- 0	0- 0	0- 0		HOME	0- 0		0- 0		1- 0		
0- 4	0- 0	0- 2		AWAY	0- 0		0- 0		0- 2		
5- 4	0- 0	0- 0		NEUTRAL	0- 1		0- 1		5- 2		
<hr/>											
1- 13	0- 1	0- 0		CONFERENCE	0- 5		0- 5		1- 2		
0- 7	0- 1	0- 0		HOME	0- 3		0- 2		0- 1		
1- 6	0- 0	0- 0		AWAY	0- 2		0- 3		1- 1		
0- 0	0- 0	0- 0		NEUTRAL	0- 0		0- 0		0- 0		
<hr/>											
RPI S Opponent	Score		RPI S Opponent	Score		RPI S Opponent	Score		RPI S Opponent	Score	
19 H Hawaii	0 3		37 A California	0 3		63 A Long Beach St.	0 3		101 A UC Santa Barbara	1 3	
			39 A Arizona St.	1 3		63 H Long Beach St.	1 3		140 A UC Davis	2 3	
						79 A Pacific	0 3		140 H UC Davis	0 3	
						79 H Pacific	2 3		148 A Cal St. Fullerton	1 3	
						84 N Northern Ariz.	0 3		148 H Cal St. Fullerton	1 3	
						87 H Cal St. Northridge	2 3		150 N South Dakota St.	1 3	
									166 A UC Irvine	3 1	
									166 H UC Irvine	0 3	
									170 A Gonzaga	0 3	
									170 N Gonzaga	0 3	
									175 A Hofstra	0 3	
									193 N Penn	0 3	
									203 N Villanova	3 0	
									211 H CSU Bakersfield	3 1	
									217 A Cal Poly	2 3	
									281 N Fla. Atlantic	3 2	
									291 N Eastern Wash.	3 0	
									313 N Fairleigh Dickinson	3 0	
									326 N Providence	3 0	
<hr/>											
			LAST 10 GAMES								
			63 A Long Beach St.	0 3		79 H Pacific	2 3				
			166 A UC Irvine	3 1		101 A UC Santa Barbara	1 3				
			148 A Cal St. Fullerton	1 3		217 A Cal Poly	2 3				
			211 H CSU Bakersfield	3 1		166 H UC Irvine	0 3				
			140 H UC Davis	0 3		63 H Long Beach St.	1 3				

Non-Div. I Games:

UC Riverside

Average RPI Win: 291		WON-LOST	WINNING	LAST 10	STRENGTH OF		OPP. STRENGTH	TEAM	ADJ	CONF.	ADJ CONF.
Average RPI Loss: 201		RECORD	PCT. RANK	GAMES	SCHEDULE		OF SCHEDULE	RPI	RPI	RPI	RPI
DIV. I ONLY		16- 15	.51613	166	5- 5		305	290	260	.38823	267
DIV. I NON-CONF.		10- 7	.58824	129	1- 0		321	306	259	.40432	261
TOTALS		RPI 1-25	RPI 26-50		W-L RECORDS		RPI 51-100		RPI 101-150		RPI 150+
16- 15	0- 0	0- 0		OVERALL		0- 0		0- 3		16- 12	
6- 6	0- 0	0- 0		HOME		0- 0		0- 1		6- 5	
6- 7	0- 0	0- 0		AWAY		0- 0		0- 1		6- 6	
4- 2	0- 0	0- 0		NEUTRAL		0- 0		0- 1		4- 1	
10- 7	0- 0	0- 0		NON-CONFERENCE		0- 0		0- 1		10- 6	
3- 2	0- 0	0- 0		HOME		0- 0		0- 0		3- 2	
3- 3	0- 0	0- 0		AWAY		0- 0		0- 0		3- 3	
4- 2	0- 0	0- 0		NEUTRAL		0- 0		0- 1		4- 1	
6- 8	0- 0	0- 0		CONFERENCE		0- 0		0- 2		6- 6	
3- 4	0- 0	0- 0		HOME		0- 0		0- 1		3- 3	
3- 4	0- 0	0- 0		AWAY		0- 0		0- 1		3- 3	
0- 0	0- 0	0- 0		NEUTRAL		0- 0		0- 0		0- 0	
RPI S	Opponent	Score	RPI S	Opponent	Score	RPI S	Opponent	Score	RPI S	Opponent	Score
									127 N	Rutgers	0 3
									128 A	Liberty	0 3
									128 H	Liberty	2 3
									164 A	High Point	0 3
									164 H	High Point	1 3
									172 N	UMES	1 3
									189 A	West Virginia	1 3
									193 A	Penn	3 1
									199 A	James Madison	0 3
									215 H	Elon	2 3
									216 H	Presbyterian	0 3
									225 A	Coastal Caro.	2 3
									249 A	Hampton	1 3
									254 H	Winthrop	2 3
									268 N	NJIT	3 1
									269 A	UNC Asheville	3 0
									269 H	UNC Asheville	3 0
									276 N	George Mason	3 0
									278 H	Saint Francis (PA)	3 0
									292 H	Murray St.	0 3
									293 A	Gardner-Webb	1 3
									293 H	Gardner-Webb	3 1
									295 A	Charleston So.	3 0
									298 N	Wright St.	3 0
									306 H	Citadel	3 2
									310 H	N.C. Central	3 1
									311 A	Campbell	3 0
LAST 10 GAMES			LAST 10 GAMES			LAST 10 GAMES			LAST 10 GAMES		
			269 H	UNC Asheville	3 0				216 H	Presbyterian	0 3
			293 H	Gardner-Webb	3 1				254 H	Winthrop	2 3
			164 A	High Point	0 3				295 A	Charleston So.	3 0
			311 A	Campbell	3 0				225 A	Coastal Caro.	2 3
			128 H	Liberty	2 3				328 A	N.C. A&T	3 0

Non-Div. I Games:

Radford

RPI	S	Opponent	Score	
311	H	Campbell	3	0
323	A	St. Francis (NY)	3	0
325	N	Saint Peter's	3	0
328	A	N.C. A&T	3	0

Radford

R
a
d
f
o
r
d

R
a
d
f
o
r
d

Average RPI Win:	293	WON-LOST	WINNING	LAST 10	STRENGTH OF	OPP. STRENGTH	TEAM	ADJ	CONF.	ADJ CONF.				
Average RPI Loss:	195	RECORD	PCT. RANK	GAMES	SCHEDULE	OF SCHEDULE	RPI	RPI	RPI	RPI				
DIV. I ONLY	11- 15	.42308	210	5- 5	288	295	272	.38649	268	28	25			
DIV. I NON-CONF.	8- 10	.44444	196	2- 1	283	312	260	.40006	263	25	26			
<hr/>														
TOTALS	RPI 1-25	RPI 26-50		W-L RECORDS		RPI 51-100		RPI 101-150		RPI 150+				
11- 15	0- 0	0- 0		OVERALL		0- 1		0- 4		11- 10				
2- 3	0- 0	0- 0		HOME		0- 0		0- 1		2- 2				
7- 6	0- 0	0- 0		AWAY		0- 0		0- 2		7- 3				
2- 6	0- 0	0- 0		NEUTRAL		0- 1		0- 1		2- 4				
<hr/>														
8- 10	0- 0	0- 0		NON-CONFERENCE		0- 1		0- 2		8- 7				
1- 0	0- 0	0- 0		HOME		0- 0		0- 0		1- 0				
5- 4	0- 0	0- 0		AWAY		0- 0		0- 1		5- 3				
2- 6	0- 0	0- 0		NEUTRAL		0- 1		0- 1		2- 4				
<hr/>														
3- 5	0- 0	0- 0		CONFERENCE		0- 0		0- 2		3- 3				
1- 3	0- 0	0- 0		HOME		0- 0		0- 1		1- 2				
2- 2	0- 0	0- 0		AWAY		0- 0		0- 1		2- 1				
0- 0	0- 0	0- 0		NEUTRAL		0- 0		0- 0		0- 0				
<hr/>														
RPI S	Opponent	Score	RPI S	Opponent	Score	RPI S	Opponent	Score	RPI S	Opponent	Score			
						81 N	Maryland	0 3	115 N	St. John's (NY)	0 3			
						132 A	LIU Brooklyn	1 3						
						134 A	Houston Baptist	0 3						
						134 H	Houston Baptist	1 3						
						155 A	Utah Valley	2 3						
						155 H	Utah Valley	1 3						
						172 N	UMES	1 3						
						180 A	Temple	0 3						
						248 N	Stony Brook	3 2						
						250 A	Iona	1 3						
						256 N	Cornell	3 2						
						267 N	Radford	1 3						
						271 A	Marist	3 1						
						273 A	Fordham	3 1						
						273 N	Fordham	2 3						
						280 A	Tex.-Pan American	3 2						
						280 H	Tex.-Pan American	1 3						
						296 A	La Salle	2 3						
						300 A	Lafayette	3 2						
						303 N	Hartford	1 3						
						313 A	Fairleigh Dickinson	3 1						
						LAST 10 GAMES						319 A	Chicago St.	3 0
						155 H	Utah Valley	1 3	296 A	La Salle	2 3	319 H	Chicago St.	3 0
						280 A	Tex.-Pan American	3 2	155 A	Utah Valley	2 3	323 A	St. Francis (NY)	3 2
						134 A	Houston Baptist	0 3	319 A	Chicago St.	3 0	325 H	Saint Peter's	3 0
319 H	Chicago St.	3 0	325 H	Saint Peter's	3 0									
300 A	Lafayette	3 2	280 H	Tex.-Pan American	1 3									

Non-Div. I Games:

NJIT

[illegible]

Non-Div. I Games:

UNC Asheville

RPI	S	Opponent	Score	
328	N	N.C. A&T	3	0
329	A	Savannah St.	3	0

UNC Asheville

U
N
C
A
s
h
e
v
i
l
l
e

U
N
C
A
s
h
e
v
i
l
l
e

Average RPI Win: 309		WON-LOST RECORD		WINNING PCT. RANK		LAST 10 GAMES		STRENGTH OF SCHEDULE		OPP. STRENGTH OF SCHEDULE		TEAM RPI		ADJ RPI		CONF. RPI		ADJ CONF. RPI	
DIV. I ONLY		10- 20		.33333 257		5- 5		247		294		275		.38358 270		31		31	
DIV. I NON-CONF.		2- 12		.14286 301		0- 0		119		197		263		.41012 258		31		31	
TOTALS		RPI 1-25		RPI 26-50		W-L RECORDS		RPI 51-100		RPI 101-150		RPI 150+							
10- 20		0- 0		0- 1		OVERALL		0- 1		0- 9		10- 9							
5- 7		0- 0		0- 0		HOME		0- 0		0- 2		5- 5							
5- 8		0- 0		0- 1		AWAY		0- 0		0- 3		5- 3							
0- 5		0- 0		0- 0		NEUTRAL		0- 1		0- 3		0- 1							
2- 12		0- 0		0- 1		NON-CONFERENCE		0- 1		0- 7		2- 3							
1- 3		0- 0		0- 0		HOME		0- 0		0- 1		1- 2							
1- 4		0- 0		0- 1		AWAY		0- 0		0- 3		1- 0							
0- 5		0- 0		0- 0		NEUTRAL		0- 1		0- 3		0- 1							
8- 8		0- 0		0- 0		CONFERENCE		0- 0		0- 2		8- 6							
4- 4		0- 0		0- 0		HOME		0- 0		0- 1		4- 3							
4- 4		0- 0		0- 0		AWAY		0- 0		0- 1		4- 3							
0- 0		0- 0		0- 0		NEUTRAL		0- 0		0- 0		0- 0							
RPI	S	Opponent		Score		RPI	S	Opponent		Score		RPI	S	Opponent		Score			
						46	A	San Diego St.	0	3		62	N	VCU	0	3			
														102	N	Alabama	1	3	
														106	A	Northeastern	1	3	
														107	N	Utah St.	1	3	
														113	H	Connecticut	0	3	
														132	A	LIU Brooklyn	2	3	
														132	H	LIU Brooklyn	0	3	
														144	A	Army	0	3	
														148	A	Cal St. Fullerton	0	3	
														149	N	Albany (NY)	0	3	
														169	H	Fairfield	0	3	
														185	H	UCF	0	3	
														240	N	Montana	0	3	
														251	A	Central Conn. St.	0	3	
														251	H	Central Conn. St.	1	3	
														252	A	Robert Morris	1	3	
														252	H	Robert Morris	3	2	
														278	A	Saint Francis (PA)	0	3	
														278	H	Saint Francis (PA)	2	3	
														305	H	Dartmouth	3	0	
														307	A	Bryant	3	1	
														307	H	Bryant	3	0	
														313	A	Fairleigh Dickinson	3	0	
														313	H	Fairleigh Dickinson	1	3	
														314	A	Holy Cross	3	0	
														321	A	Quinnipiac	3	0	
														321	H	Quinnipiac	3	0	
														323	A	St. Francis (NY)	3	0	
						</													

Non-Div. I Games:

Sacred Heart

Average RPI Win:	291	WON-LOST RECORD	WINNING PCT. RANK	LAST 10 GAMES	STRENGTH OF SCHEDULE	OPP. STRENGTH OF SCHEDULE	TEAM RPI	ADJ RPI	CONF. RPI	ADJ CONF. RPI	
Average RPI Loss:	205										
DIV. I ONLY		12- 16	.42857 205	6- 4	274	298	261	.38332 271	26	28	
DIV. I NON-CONF.		4- 6	.4 216	0- 0	302	315	278	.38678 276	30	29	
<hr/>											
TOTALS	RPI 1-25	RPI 26-50		W-L RECORDS	RPI 51-100		RPI 101-150		RPI 150+		
12- 16	0- 0	0- 0		OVERALL	0- 0		0- 2		12- 14		
6- 7	0- 0	0- 0		HOME	0- 0		0- 1		6- 6		
4- 7	0- 0	0- 0		AWAY	0- 0		0- 0		4- 7		
2- 2	0- 0	0- 0		NEUTRAL	0- 0		0- 1		2- 1		
<hr/>											
4- 6	0- 0	0- 0		NON-CONFERENCE	0- 0		0- 2		4- 4		
2- 2	0- 0	0- 0		HOME	0- 0		0- 1		2- 1		
0- 2	0- 0	0- 0		AWAY	0- 0		0- 0		0- 2		
2- 2	0- 0	0- 0		NEUTRAL	0- 0		0- 1		2- 1		
<hr/>											
8- 10	0- 0	0- 0		CONFERENCE	0- 0		0- 0		8- 10		
4- 5	0- 0	0- 0		HOME	0- 0		0- 0		4- 5		
4- 5	0- 0	0- 0		AWAY	0- 0		0- 0		4- 5		
0- 0	0- 0	0- 0		NEUTRAL	0- 0		0- 0		0- 0		
<hr/>											
RPI S	Opponent	Score	RPI S	Opponent	Score	RPI S	Opponent	Score	RPI S	Opponent	Score
							109 N	Northwestern St.	1	3	
							144 H	Army	0	3	
							169 A	Fairfield	0	3	
							169 H	Fairfield	0	3	
							175 A	Hofstra	0	3	
							176 A	Siena	2	3	
							176 H	Siena	1	3	
							208 A	Canisius	1	3	
							208 H	Canisius	1	3	
							224 A	Niagara	0	3	
							224 H	Niagara	0	3	
							228 A	Texas-Arlington	0	3	
							250 A	Iona	3	2	
							250 H	Iona	3	0	
							258 A	Loyola Maryland	3	2	
							258 H	Loyola Maryland	2	3	
							261 A	Manhattan	1	3	
							261 H	Manhattan	3	2	
							268 H	NJIT	1	3	
							273 H	Fordham	3	1	
							279 N	Southern Miss.	0	3	
							301 A	Rider	3	2	
							301 H	Rider	3	1	
							303 H	Hartford	3	1	
							313 N	Fairleigh Dickinson	3	0	
							325 A	Saint Peter's	3	2	
							325 H	Saint Peter's	3	0	
<hr/>											
			LAST 10 GAMES								
				301 A Rider	3 2		250 H Iona	3 0			
				258 A Loyola Maryland	3 2		208 A Canisius	1 3			
				176 H Siena	1 3		224 A Niagara	0 3			
				261 H Manhattan	3 2		258 H Loyola Maryland	2 3			
				325 H Saint Peter's	3 0		301 H Rider	3 1			

Non-Div. I Games:

Marist

RPI	S	Opponent	Score	
326	N	Providence	3	0

Marist

M
a
r
i
s
t

M
a
r
i
s
t

Average RPI Win: 283		WON-LOST RECORD		WINNING PCT. RANK		LAST 10 GAMES		STRENGTH OF SCHEDULE		OPP. STRENGTH OF SCHEDULE		TEAM RPI		ADJ RPI		CONF. RPI		ADJ CONF. RPI	
DIV. I ONLY		7- 17		.29167 277		3- 7		265		210		280		.38285 272		23		23	
DIV. I NON-CONF.		4- 6		.4 216		0- 0		219		169		235		.44314 234		21		21	
TOTALS		RPI 1-25		RPI 26-50		W-L RECORDS		RPI 51-100		RPI 101-150		RPI 150+							
7- 17		0- 0		0- 3		OVERALL		0- 2		0- 2		7- 10							
4- 5		0- 0		0- 0		HOME		0- 1		0- 0		4- 4							
2- 7		0- 0		0- 0		AWAY		0- 1		0- 1		2- 5							
1- 5		0- 0		0- 3		NEUTRAL		0- 0		0- 1		1- 1							
4- 6		0- 0		0- 3		NON-CONFERENCE		0- 0		0- 2		4- 1							
2- 0		0- 0		0- 0		HOME		0- 0		0- 0		2- 0							
1- 1		0- 0		0- 0		AWAY		0- 0		0- 1		1- 0							
1- 5		0- 0		0- 3		NEUTRAL		0- 0		0- 1		1- 1							
3- 11		0- 0		0- 0		CONFERENCE		0- 2		0- 0		3- 9							
2- 5		0- 0		0- 0		HOME		0- 1		0- 0		2- 4							
1- 6		0- 0		0- 0		AWAY		0- 1		0- 0		1- 5							
0- 0		0- 0		0- 0		NEUTRAL		0- 0		0- 0		0- 0							
RPI	S	Opponent		Score	RPI	S	Opponent		Score	RPI	S	Opponent		Score					
		41	N	Santa Clara	0	3	72	A	Yale	0	3	115	N	St. John's (NY)	0	3			
		46	N	San Diego St.	0	3	72	H	Yale	1	3	148	A	Cal St. Fullerton	0	3			
		50	N	Northwestern	0	3						153	A	Columbia	2	3			
												153	H	Columbia	0	3			
												193	A	Penn	1	3			
												193	H	Penn	1	3			
												194	A	Princeton	0	3			
												194	H	Princeton	0	3			
												203	N	Villanova	0	3			
												223	H	Rhode Island	3	1			
												238	A	Harvard	0	3			
												238	H	Harvard	1	3			
												251	A	Central Conn. St.	3	0			
												256	A	Cornell	1	3			
												256	H	Cornell	3	1			
												305	A	Dartmouth	3	0			
												305	H	Dartmouth	3	0			
												314	N	Holy Cross	3	1			
												326	H	Providence	3	0			
LAST 10 GAMES																			
		238	H	Harvard	1	3	256	H	Cornell	3	1								
		305	H	Dartmouth	3	0	72	A	Yale	0	3								
		193	A	Penn	1	3	194	H	Princeton	0	3								
		194	A	Princeton	0	3	193	H	Penn	1	3								
		153	H	Columbia	0	3	305	A	Dartmouth	3	0								

Non-Div. I Games:

Brown

Average RPI Win: 264		WON-LOST	WINNING	LAST 10	STRENGTH OF		OPP. STRENGTH	TEAM	ADJ		CONF.	ADJ CONF.		
Average RPI Loss: 181		RECORD	PCT. RANK	GAMES	SCHEDULE		OF SCHEDULE	RPI	RPI		RPI	RPI		
DIV. I ONLY		14- 19	.42424	209	3- 7		289	248	263	.38239	273	14	14	
DIV. I NON-CONF.		8- 11	.42105	207	0- 0		317	302	285	.3586	291	13	15	
<hr/>														
TOTALS		RPI 1-25		RPI 26-50		W-L RECORDS		RPI 51-100		RPI 101-150		RPI 150+		
14- 19		0- 0		0- 1		OVERALL		1- 1		0- 5		13- 12		
8- 7		0- 0		0- 0		HOME		1- 0		0- 2		7- 5		
3- 8		0- 0		0- 1		AWAY		0- 1		0- 2		3- 4		
3- 4		0- 0		0- 0		NEUTRAL		0- 0		0- 1		3- 3		
8- 11		0- 0		0- 0		NON-CONFERENCE		0- 0		0- 3		8- 8		
4- 4		0- 0		0- 0		HOME		0- 0		0- 1		4- 3		
1- 3		0- 0		0- 0		AWAY		0- 0		0- 1		1- 2		
3- 4		0- 0		0- 0		NEUTRAL		0- 0		0- 1		3- 3		
6- 8		0- 0		0- 1		CONFERENCE		1- 1		0- 2		5- 4		
4- 3		0- 0		0- 0		HOME		1- 0		0- 1		3- 2		
2- 5		0- 0		0- 1		AWAY		0- 1		0- 1		2- 2		
0- 0		0- 0		0- 0		NEUTRAL		0- 0		0- 0		0- 0		
RPI	S	Opponent	Score		RPI	S	Opponent	Score		RPI	S	Opponent	Score	
					29	A	Dayton	0	3	62	H	VCU	3	1
										64	A	Xavier	0	3
										105	N	Texas Tech	1	3
										108	A	Duquesne	1	3
										127	H	Rutgers	2	3
										145	H	Butler	0	3
										146	A	Boston College	0	3
										165	A	George Washington	0	3
										175	A	Hofstra	2	3
										176	N	Siena	0	3
										179	H	Saint Louis	0	3
										180	A	Temple	0	3
										180	H	Temple	2	3
										223	A	Rhode Island	3	1
										223	H	Rhode Island	3	2
										230	H	Charlotte	3	1
										248	H	Stony Brook	2	3
										255	N	Binghamton	0	3
										256	H	Cornell	3	2
										268	H	NJIT	1	3
										268	N	NJIT	3	2
										271	A	Marist	1	3
										294	A	Bucknell	3	0
										294	H	Bucknell	3	0
										296	A	La Salle	3	1
										296	H	La Salle	3	2
										300	H	Lafayette	3	1
										303	N	Hartford	2	3
										313	H	Fairleigh Dickinson	3	2
<hr/>														
LAST 10 GAMES														
					223	H	Rhode Island	3	2	296	H	La Salle	3	2
					108	A	Duquesne	1	3	180	H	Temple	2	3
					165	A	George Washington	0	3	64	A	Xavier	0	3
					179	H	Saint Louis	0	3	29	A	Dayton	0	3
					145	H	Butler	0	3	223	A	Rhode Island	3	1

Non-Div. I Games:

Fordham

RPI	S	Opponent	Score	
321	N	Quinnipiac	3	1
323	H	St. Francis (NY)	2	3
326	N	Providence	3	0

Fordham

F
o
r
d
h
a
m

F
o
r
d
h
a
m

Average RPI Win:	287	WON-LOST RECORD	WINNING PCT. RANK	LAST 10 GAMES	STRENGTH OF SCHEDULE	OPP. STRENGTH OF SCHEDULE	TEAM RPI	ADJ RPI	CONF. RPI	ADJ CONF. RPI		
DIV. I ONLY		8- 23	.25806	285	1- 9	172	226	268	.38227	274	20	20
DIV. I NON-CONF.		4- 11	.26667	266	0- 0	180	224	261	.41018	257	22	22
<hr/>												
TOTALS	RPI 1-25	RPI 26-50		W-L RECORDS		RPI 51-100		RPI 101-150		RPI 150+		
8- 23	0- 2	0- 1		OVERALL		0- 4		0- 4		8- 12		
6- 6	0- 0	0- 0		HOME		0- 1		0- 2		6- 3		
1- 12	0- 0	0- 1		AWAY		0- 3		0- 1		1- 7		
1- 5	0- 2	0- 0		NEUTRAL		0- 0		0- 1		1- 2		
4- 11	0- 2	0- 1		NON-CONFERENCE		0- 1		0- 2		4- 5		
3- 1	0- 0	0- 0		HOME		0- 0		0- 1		3- 0		
0- 5	0- 0	0- 1		AWAY		0- 1		0- 0		0- 3		
1- 5	0- 2	0- 0		NEUTRAL		0- 0		0- 1		1- 2		
4- 12	0- 0	0- 0		CONFERENCE		0- 3		0- 2		4- 7		
3- 5	0- 0	0- 0		HOME		0- 1		0- 1		3- 3		
1- 7	0- 0	0- 0		AWAY		0- 2		0- 1		1- 4		
0- 0	0- 0	0- 0		NEUTRAL		0- 0		0- 0		0- 0		
RPI S	Opponent	Score	RPI S	Opponent	Score	RPI S	Opponent	Score	RPI S	Opponent	Score	
9 N	Oregon	0 3	43 A	North Carolina St.	0 3	60 A	Ohio	0 3	111 A	Samford	0 3	
22 N	Kentucky	0 3				70 H	Col. of Charleston	1 3	111 H	Samford	0 3	
						76 A	Ga. Southern	2 3	123 N	Central Mich.	1 3	
						97 A	Furman	0 3	141 H	Northern Ky.	1 3	
									159 N	North Florida	1 3	
									161 A	East Tenn. St.	0 3	
									200 A	Wofford	1 3	
									209 H	Davidson	0 3	
									210 A	UNC Greensboro	1 3	
									210 H	UNC Greensboro	3 0	
									215 A	Elon	1 3	
									215 H	Elon	0 3	
									229 N	Mercer	1 3	
									243 A	Chattanooga	3 1	
									243 H	Chattanooga	0 3	
									254 A	Winthrop	0 3	
									269 A	UNC Asheville	2 3	
									282 A	Appalachian St.	0 3	
									282 H	Appalachian St.	3 2	
									293 H	Gardner-Webb	3 0	
									306 H	Citadel	3 0	
									311 N	Campbell	3 2	
									325 H	Saint Peter's	3 0	
									328 H	N.C. A&T	3 0	

Non-Div. I Games:

Western Caro.

U
T
M
a
r
t
i
n

Loss, Non-Conf, S Site, H Home, A Away, N Neutral Page 296

Average RPI Win: 208		WON-LOST	WINNING	LAST 10	STRENGTH OF		OPP. STRENGTH	TEAM	ADJ	CONF.	ADJ CONF.
Average RPI Loss: 165		RECORD	PCT. RANK	GAMES	SCHEDULE		OF SCHEDULE	RPI	RPI	RPI	RPI
DIV. I ONLY		5- 20	.2 300	2- 8	140		205	273	.37839	276	19 18
DIV. I NON-CONF.		2- 11	.15385 300	0- 0	145		204	271	.38553	278	19 19
TOTALS		RPI 1-25	RPI 26-50	W-L RECORDS	RPI 51-100		RPI 101-150		RPI 150+		
5- 20	0- 0		0- 1	OVERALL	0- 3		0- 4		5- 12		
4- 7	0- 0		0- 0	HOME	0- 2		0- 2		4- 3		
1- 8	0- 0		0- 0	AWAY	0- 0		0- 1		1- 7		
0- 5	0- 0		0- 1	NEUTRAL	0- 1		0- 1		0- 2		
2- 11	0- 0		0- 1	NON-CONFERENCE	0- 2		0- 1		2- 7		
2- 3	0- 0		0- 0	HOME	0- 1		0- 0		2- 2		
0- 3	0- 0		0- 0	AWAY	0- 0		0- 0		0- 3		
0- 5	0- 0		0- 1	NEUTRAL	0- 1		0- 1		0- 2		
3- 9	0- 0		0- 0	CONFERENCE	0- 1		0- 3		3- 5		
2- 4	0- 0		0- 0	HOME	0- 1		0- 2		2- 1		
1- 5	0- 0		0- 0	AWAY	0- 0		0- 1		1- 4		
0- 0	0- 0		0- 0	NEUTRAL	0- 0		0- 0		0- 0		
RPI S	Opponent	Score	RPI S	Opponent	Score	RPI S	Opponent	Score	RPI S	Opponent	Score
			48 N	Loyola Marymount	0 3	53 N	Virginia Tech	0 3	106 A	Northeastern	0 3
						77 H	Towson	1 3	106 H	Northeastern	0 3
						99 H	South Carolina	0 3	127 N	Rutgers	2 3
									136 H	Delaware	2 3
									164 A	High Point	2 3
									174 A	American	0 3
									175 A	Hofstra	3 1
									175 H	Hofstra	0 3
									189 H	West Virginia	3 0
									193 A	Penn	1 3
									195 A	William & Mary	0 3
									199 A	James Madison	1 3
									199 H	James Madison	3 2
									213 N	Georgetown	0 3
									224 H	Niagara	0 3
									227 A	UNC Wilmington	2 3
									233 H	UMBC	3 2
									245 A	Georgia St.	0 3
									245 H	Georgia St.	3 0
									263 H	Navy	1 3
									267 N	Radford	0 3
			LAST 10 GAMES								
			106 H	Northeastern	0 3	245 A	Georgia St.	0 3			
			175 H	Hofstra	0 3	136 H	Delaware	2 3			
			199 H	James Madison	3 2	77 H	Towson	1 3			
			195 A	William & Mary	0 3	175 A	Hofstra	3 1			
			227 A	UNC Wilmington	2 3	106 A	Northeastern	0 3			

Non-Div. I Games:

George Mason

Average RPI Win: 277		WON-LOST RECORD		WINNING PCT. RANK		LAST 10 GAMES		STRENGTH OF SCHEDULE		OPP. STRENGTH OF SCHEDULE		TEAM RPI		ADJ RPI		CONF. RPI		ADJ CONF. RPI	
DIV. I ONLY		12- 19		.3871 228		4- 6		290		268		276		.37778 277		21		21	
DIV. I NON-CONF.		6- 7		.46154 183		1- 0		327		317		306		.34427 305		24		24	
TOTALS		RPI 1-25		RPI 26-50		W-L RECORDS		RPI 51-100		RPI 101-150		RPI 150+							
12- 19		0- 0		0- 0		OVERALL		0- 3		0- 4		12- 12							
6- 5		0- 0		0- 0		HOME		0- 1		0- 2		6- 2							
3- 11		0- 0		0- 0		AWAY		0- 1		0- 2		3- 8							
3- 3		0- 0		0- 0		NEUTRAL		0- 1		0- 0		3- 2							
6- 7		0- 0		0- 0		NON-CONFERENCE		0- 1		0- 0		6- 6							
2- 0		0- 0		0- 0		HOME		0- 0		0- 0		2- 0							
1- 4		0- 0		0- 0		AWAY		0- 0		0- 0		1- 4							
3- 3		0- 0		0- 0		NEUTRAL		0- 1		0- 0		3- 2							
6- 12		0- 0		0- 0		CONFERENCE		0- 2		0- 4		6- 6							
4- 5		0- 0		0- 0		HOME		0- 1		0- 2		4- 2							
2- 7		0- 0		0- 0		AWAY		0- 1		0- 2		2- 4							
0- 0		0- 0		0- 0		NEUTRAL		0- 0		0- 0		0- 0							
RPI S	Opponent	Score		RPI S	Opponent	Score		RPI S	Opponent	Score		RPI S	Opponent	Score					
								96 A Lipscomb	0 3	116 A FGCU	0 3								
								96 H Lipscomb	0 3	116 H FGCU	0 3								
								97 N Furman	0 3	141 A Northern Ky.	0 3								
										141 H Northern Ky.	1 3								
										159 A North Florida	0 3								
										159 H North Florida	2 3								
										161 A East Tenn. St.	0 3								
										161 H East Tenn. St.	3 2								
										171 A Loyola Chicago	1 3								
										201 N DePaul	0 3								
										208 N Canisius	1 3								
										214 A Kennesaw St.	1 3								
										214 H Kennesaw St.	3 0								
										222 A Jacksonville	2 3								
										222 H Jacksonville	3 0								
										229 A Mercer	3 0								
										229 H Mercer	0 3								
										243 A Chattanooga	1 3								
										269 H UNC Asheville	3 1								
										293 A Gardner-Webb	1 3								
										295 A Charleston So.	2 3								
										302 N Tennessee Tech	3 0								
										312 A Stetson	3 0								
										312 H Stetson	3 0								
										319 N Chicago St.	3 0								
										329 A Savannah St.	3 1								
										329 H Savannah St.	3 0								

RPI	S	Opponent	Score	
330	N	Alcorn	3	0

USC Upstate

U
S
C
U
p
s
t
a
t
e

U
S
C
U
p
s
t
a
t
e

Average RPI Win: 298		WON-LOST RECORD		WINNING PCT. RANK		LAST 10 GAMES		STRENGTH OF SCHEDULE		OPP. STRENGTH OF SCHEDULE		TEAM RPI		ADJ RPI		CONF. RPI		ADJ CONF. RPI	
DIV. I ONLY		14- 15		.48276 182		7- 3		309		310		274		.375 278		31		31	
DIV. I NON-CONF.		4- 8		.33333 244		0- 0		305		260		287		.36778 288		31		31	
TOTALS		RPI 1-25		RPI 26-50		W-L RECORDS		RPI 51-100		RPI 101-150		RPI 150+							
14- 15		0- 0		0- 0		OVERALL		0- 0		0- 4		14- 11							
5- 5		0- 0		0- 0		HOME		0- 0		0- 2		5- 3							
7- 5		0- 0		0- 0		AWAY		0- 0		0- 1		7- 4							
2- 5		0- 0		0- 0		NEUTRAL		0- 0		0- 1		2- 4							
4- 8		0- 0		0- 0		NON-CONFERENCE		0- 0		0- 2		4- 6							
0- 2		0- 0		0- 0		HOME		0- 0		0- 1		0- 1							
2- 2		0- 0		0- 0		AWAY		0- 0		0- 0		2- 2							
2- 4		0- 0		0- 0		NEUTRAL		0- 0		0- 1		2- 3							
10- 7		0- 0		0- 0		CONFERENCE		0- 0		0- 2		10- 5							
5- 3		0- 0		0- 0		HOME		0- 0		0- 1		5- 2							
5- 3		0- 0		0- 0		AWAY		0- 0		0- 1		5- 2							
0- 1		0- 0		0- 0		NEUTRAL		0- 0		0- 0		0- 1							
RPI	S	Opponent		Score	RPI	S	Opponent		Score	RPI	S	Opponent		Score					
												108 H	Duquesne	0 3					
												128 N	Liberty	0 3					
												132 A	LIU Brooklyn	0 3					
												132 H	LIU Brooklyn	0 3					
												181 N	Marshall	0 3					
												189 A	West Virginia	3 2					
												233 H	UMBC	2 3					
												237 A	Kent St.	0 3					
												251 A	Central Conn. St.	1 3					
												251 H	Central Conn. St.	1 3					
												251 N	Central Conn. St.	1 3					
												252 A	Robert Morris	2 3					
												252 H	Robert Morris	0 3					
												258 N	Loyola Maryland	1 3					
												267 A	Radford	0 3					
												270 A	Sacred Heart	3 2					
												270 H	Sacred Heart	3 0					
												292 N	Murray St.	3 2					
												296 N	La Salle	2 3					
												306 N	Citadel	3 2					
												307 A	Bryant	3 0					
												307 H	Bryant	3 2					
												313 A	Fairleigh Dickinson	3 0					
												313 H	Fairleigh Dickinson	3 1					
												315 A	Delaware St.	3 1					
												321 A	Quinnipiac	3 0					
												321 H	Quinnipiac	3 2					
												LAST 10 GAMES							
												323 A	St. Francis (NY)	3 1					
												321 H	Quinnipiac	3 2					
												251 H	Central Conn. St.	1 3					
												307 A	Bryant	3 0					
												270 A	Sacred Heart	3 2					
												313 A	Fairleigh Dickinson	3 0					
												321 H	Quinnipiac	3 2					

Non-Div. I Games:

Saint Francis (PA)

RPI	S	Opponent	Score	
323	A	St. Francis (NY)	3	1
323	H	St. Francis (NY)	3	1

Saint Francis (PA)
(
P
A
)

S
a
i
n
t
F
r
a
n
c
i
s
(
P
A
)

S
a
i
n
t
F
r
a
n
c
i
s
(
P
A
)

Average RPI Win:	270	WON-LOST RECORD	WINNING PCT. RANK	LAST 10 GAMES	STRENGTH OF SCHEDULE	OPP. STRENGTH OF SCHEDULE	TEAM RPI	ADJ RPI	CONF. RPI	ADJ CONF. RPI		
DIV. I ONLY		8- 20	.28571	279	2- 8	251	230	279	.37262	279	22	22
DIV. I NON-CONF.		4- 8	.33333	244	0- 0	168	247	238	.43341	240	18	18
<hr/>												
TOTALS	RPI 1-25	RPI 26-50		W-L RECORDS		RPI 51-100		RPI 101-150		RPI 150+		
8- 20	0- 0	0- 0		OVERALL		0- 2		0- 6		8- 12		
4- 7	0- 0	0- 0		HOME		0- 2		0- 0		4- 5		
2- 9	0- 0	0- 0		AWAY		0- 0		0- 3		2- 6		
2- 4	0- 0	0- 0		NEUTRAL		0- 0		0- 3		2- 1		
<hr/>												
4- 8	0- 0	0- 0		NON-CONFERENCE		0- 1		0- 4		4- 3		
1- 2	0- 0	0- 0		HOME		0- 1		0- 0		1- 1		
1- 2	0- 0	0- 0		AWAY		0- 0		0- 1		1- 1		
2- 4	0- 0	0- 0		NEUTRAL		0- 0		0- 3		2- 1		
<hr/>												
4- 12	0- 0	0- 0		CONFERENCE		0- 1		0- 2		4- 9		
3- 5	0- 0	0- 0		HOME		0- 1		0- 0		3- 4		
1- 7	0- 0	0- 0		AWAY		0- 0		0- 2		1- 5		
0- 0	0- 0	0- 0		NEUTRAL		0- 0		0- 0		0- 0		
<hr/>												
RPI S	Opponent	Score	RPI S	Opponent	Score	RPI S	Opponent	Score	RPI S	Opponent	Score	
						56 H	Central Ark.	0 3	109 N	Northwestern St.	1 3	
						57 H	Tulsa	1 3	109 N	Northwestern St.	0 3	
									112 A	Rice	0 3	
									134 N	Houston Baptist	1 3	
									137 A	Stephen F. Austin	1 3	
									147 A	UTEP	1 3	
									168 A	UAB	0 3	
									168 H	UAB	1 3	
									181 A	Marshall	2 3	
									181 H	Marshall	3 0	
									185 A	UCF	1 3	
									185 H	UCF	0 3	
									197 A	La.-Lafayette	0 3	
									204 H	SMU	0 3	
									207 H	South Ala.	0 3	
									211 A	Houston	0 3	
									228 A	Texas-Arlington	3 0	
									241 A	Memphis	2 3	
									241 H	Memphis	2 3	
									252 N	Robert Morris	3 0	
									265 N	McNeese St.	2 3	
									271 N	Marist	3 0	
									285 H	Tulane	3 2	
									308 H	Louisiana Tech	3 0	
									316 A	East Carolina	3 2	
									316 H	East Carolina	3 2	
							</					

Non-Div. I Games:

Southern Miss.

Average RPI Win:	298	WON-LOST RECORD	WINNING PCT. RANK	LAST 10 GAMES	STRENGTH OF SCHEDULE	OPP. STRENGTH OF SCHEDULE	TEAM RPI	ADJ RPI	CONF. RPI	ADJ CONF. RPI	
DIV. I ONLY		10- 16	.38462 230	2- 7	292	291	281	.37048 280	28	25	
DIV. I NON-CONF.		7- 11	.38889 227	0- 2	290	308	272	.37702 280	25	26	
<hr/>											
TOTALS	RPI 1-25	RPI 26-50		W-L RECORDS	RPI 51-100		RPI 101-150		RPI 150+		
10- 16	0- 0	0- 0		OVERALL	0- 0		0- 7		10- 9		
2- 4	0- 0	0- 0		HOME	0- 0		0- 2		2- 2		
4- 7	0- 0	0- 0		AWAY	0- 0		0- 3		4- 4		
4- 5	0- 0	0- 0		NEUTRAL	0- 0		0- 2		4- 3		
7- 11	0- 0	0- 0		NON-CONFERENCE	0- 0		0- 5		7- 6		
1- 1	0- 0	0- 0		HOME	0- 0		0- 1		1- 0		
2- 5	0- 0	0- 0		AWAY	0- 0		0- 2		2- 3		
4- 5	0- 0	0- 0		NEUTRAL	0- 0		0- 2		4- 3		
3- 5	0- 0	0- 0		CONFERENCE	0- 0		0- 2		3- 3		
1- 3	0- 0	0- 0		HOME	0- 0		0- 1		1- 2		
2- 2	0- 0	0- 0		AWAY	0- 0		0- 1		2- 1		
0- 0	0- 0	0- 0		NEUTRAL	0- 0		0- 0		0- 0		
RPI S	Opponent	Score	RPI S	Opponent	Score	RPI S	Opponent	Score	RPI S	Opponent	Score
						103 A A&M-Corpus Christi			0	3	
						103 H A&M-Corpus Christi			1	3	
						105 A Texas Tech			0	3	
						109 N Northwestern St.			0	3	
						134 A Houston Baptist			0	3	
						134 H Houston Baptist			0	3	
						137 N Stephen F. Austin			2	3	
						155 A Utah Valley			0	3	
						155 H Utah Valley			2	3	
						187 N San Jose St.			0	3	
						228 A Texas-Arlington			1	3	
						242 A Southeastern La.			0	3	
						249 N Hampton			3	0	
						262 A Weber St.			1	3	
						262 N Weber St.			1	3	
						268 A NJIT			3	1	
						268 H NJIT			2	3	
						289 A Texas Southern			3	1	
						289 H Texas Southern			3	0	
						290 A Norfolk St.			3	0	
						299 N South Carolina St.			3	2	
						308 N Louisiana Tech			1	3	
						134 A Houston Baptist			0	3	
						319 A Chicago St.			3	1	
						103 A A&M-Corpus Christi			0	3	
						319 H Chicago St.			3	2	
319 H Chicago St.			3	2							
324 N Southern U.			3	0							
329 N Savannah St.			3	0							
268 H NJIT			2	3							
155 H Utah Valley			2	3							
268 A NJIT			3	1							
155 A Utah Valley			0	3							

Average RPI Win: 267		WON-LOST	WINNING	LAST 10	STRENGTH OF		OPP. STRENGTH	TEAM	ADJ	CONF.	ADJ CONF.
Average RPI Loss: 154		RECORD	PCT. RANK	GAMES	SCHEDULE		OF SCHEDULE	RPI	RPI	RPI	RPI
DIV. I ONLY		7- 19	.26923	284	272		165	283	.37022	281	15
DIV. I NON-CONF.		5- 6	.45455	189	318		243	276	.39134	270	12
TOTALS		RPI 1-25	RPI 26-50		W-L RECORDS		RPI 51-100		RPI 101-150		RPI 150+
7- 19	0- 0	0- 3		OVERALL		0- 1		0- 2		7- 13	
4- 6	0- 0	0- 1		HOME		0- 0		0- 1		4- 4	
2- 8	0- 0	0- 2		AWAY		0- 0		0- 1		2- 5	
1- 5	0- 0	0- 0		NEUTRAL		0- 1		0- 0		1- 4	
5- 6	0- 0	0- 1		NON-CONFERENCE		0- 1		0- 0		5- 4	
2- 0	0- 0	0- 0		HOME		0- 0		0- 0		2- 0	
2- 1	0- 0	0- 1		AWAY		0- 0		0- 0		2- 0	
1- 5	0- 0	0- 0		NEUTRAL		0- 1		0- 0		1- 4	
2- 13	0- 0	0- 2		CONFERENCE		0- 0		0- 2		2- 9	
2- 6	0- 0	0- 1		HOME		0- 0		0- 1		2- 4	
0- 7	0- 0	0- 1		AWAY		0- 0		0- 1		0- 5	
0- 0	0- 0	0- 0		NEUTRAL		0- 0		0- 0		0- 0	
RPI S	Opponent	Score	RPI S	Opponent	Score	RPI S	Opponent	Score	RPI S	Opponent	Score
			30 A	Western Ky.	0 3	56 N	Central Ark.	0 3	118 A	North Texas	1 3
			30 H	Western Ky.	0 3				122 H	Arkansas St.	1 3
			39 A	Arizona St.	0 3				151 A	Troy	0 3
									151 H	Troy	0 3
									162 H	UALR	2 3
									170 N	Gonzaga	2 3
									173 A	Middle Tenn.	1 3
									173 H	Middle Tenn.	1 3
									182 A	FIU	0 3
									182 H	FIU	2 3
									197 H	La.-Lafayette	3 2
									200 N	Wofford	1 3
									203 N	Villanova	3 1
									207 A	South Ala.	0 3
									207 H	South Ala.	3 2
									249 N	Hampton	2 3
									259 A	La.-Monroe	1 3
									266 N	UC Riverside	2 3
									312 A	Stetson	3 2
									312 A	Stetson	3 2
									314 H	Holy Cross	3 0
									322 H	Bethune-Cookman	3 0
LAST 10 GAMES											
			151 H	Troy	0 3		118 A	North Texas	1 3		
			207 H	South Ala.	3 2		259 A	La.-Monroe	1 3		
			182 A	FIU	0 3		30 A	Western Ky.	0 3		
			30 H	Western Ky.	0 3		173 A	Middle Tenn.	1 3		
			173 H	Middle Tenn.	1 3		314 H	Holy Cross	3 0		

Non-Div. I Games:

Fla. Atlantic

Average RPI Win: 265		WON-LOST RECORD		WINNING PCT. RANK		LAST 10 GAMES		STRENGTH OF SCHEDULE		OPP. STRENGTH OF SCHEDULE		TEAM RPI		ADJ RPI		CONF. RPI		ADJ CONF. RPI	
DIV. I ONLY		7- 23		.23333 289		2- 8		229		192		282		.3684 282		20		20	
DIV. I NON-CONF.		4- 10		.28571 261		0- 0		255		131		269		.40112 262		22		22	
TOTALS		RPI 1-25		RPI 26-50		W-L RECORDS		RPI 51-100		RPI 101-150		RPI 150+							
7- 23		0- 1		0- 1		OVERALL		0- 5		0- 5		7- 11							
4- 5		0- 0		0- 0		HOME		0- 2		0- 1		4- 2							
0- 13		0- 0		0- 0		AWAY		0- 3		0- 2		0- 8							
3- 5		0- 1		0- 1		NEUTRAL		0- 0		0- 2		3- 1							
4- 10		0- 1		0- 1		NON-CONFERENCE		0- 2		0- 3		4- 3							
1- 0		0- 0		0- 0		HOME		0- 0		0- 0		1- 0							
0- 5		0- 0		0- 0		AWAY		0- 2		0- 1		0- 2							
3- 5		0- 1		0- 1		NEUTRAL		0- 0		0- 2		3- 1							
3- 13		0- 0		0- 0		CONFERENCE		0- 3		0- 2		3- 8							
3- 5		0- 0		0- 0		HOME		0- 2		0- 1		3- 2							
0- 8		0- 0		0- 0		AWAY		0- 1		0- 1		0- 6							
0- 0		0- 0		0- 0		NEUTRAL		0- 0		0- 0		0- 0							
RPI S	Opponent	Score		RPI S	Opponent	Score		RPI S	Opponent	Score		RPI S	Opponent	Score					
8 N	Minnesota	0 3		47 N	Missouri	0 3		62 A	VCU	2 3		111 A	Samford	0 3					
								70 H	Col. of Charleston	1 3		111 H	Samford	0 3					
								76 H	Ga. Southern	1 3		121 N	Seton Hall	1 3					
								96 A	Lipscomb	0 3		135 N	Virginia	0 3					
								97 A	Furman	0 3		143 A	Wake Forest	0 3					
												199 A	James Madison	0 3					
												200 A	Wofford	0 3					
												209 A	Davidson	1 3					
												210 A	UNC Greensboro	1 3					
												210 H	UNC Greensboro	1 3					
												211 N	Houston	3 2					
												213 N	Georgetown	3 2					
												215 A	Elon	0 3					
												215 H	Elon	3 1					
												218 N	Toledo	0 3					
												243 A	Chattanooga	0 3					
												243 H	Chattanooga	1 3					
												254 A	Winthrop	0 3					
												274 A	Western Caro.	2 3					
												274 H	Western Caro.	3 0					
												306 H	Citadel	3 1					
												311 N	Campbell	3 0					
												328 H	N.C. A&T	3 0					
LAST 10 GAMES																			
				111 H	Samford	0 3		215 A	Elon	0 3									
				243 H	Chattanooga	1 3		306 H	Citadel	3 1									
				209 A	Davidson	1 3		70 H	Col. of Charleston	1 3									
				274 H	Western Caro.	3 0		97 A	Furman	0 3									
				210 A	UNC Greensboro	1 3		200 A	Wofford	0 3									

Non-Div. I Games:

Appalachian St.

Average RPI Win:	313	WON-LOST	WINNING	LAST 10	STRENGTH OF	OPP. STRENGTH	TEAM	ADJ	CONF.	ADJ CONF.
Average RPI Loss:	216	RECORD	PCT. RANK	GAMES	SCHEDULE	OF SCHEDULE	RPI	RPI	RPI	RPI

DIV. I ONLY	11- 13	.45833	198	5- 5	312	322	285	.36647	283	32	32
DIV. I NON-CONF.	3- 7	.3	256	0- 0	224	320	274	.38958	273	32	32
TOTALS	RPI 1-25		RPI 26-50	W-L RECORDS		RPI 51-100			RPI 101-150		RPI 150+
11- 13	0- 0		0- 0	OVERALL		0- 1			0- 1		11- 11
6- 5	0- 0		0- 0	HOME		0- 0			0- 0		6- 5
4- 5	0- 0		0- 0	AWAY		0- 0			0- 0		4- 5
1- 3	0- 0		0- 0	NEUTRAL		0- 1			0- 1		1- 1
3- 7	0- 0		0- 0	NON-CONFERENCE		0- 1			0- 1		3- 5
1- 2	0- 0		0- 0	HOME		0- 0			0- 0		1- 2
1- 2	0- 0		0- 0	AWAY		0- 0			0- 0		1- 2
1- 3	0- 0		0- 0	NEUTRAL		0- 1			0- 1		1- 1
8- 6	0- 0		0- 0	CONFERENCE		0- 0			0- 0		8- 6
5- 3	0- 0		0- 0	HOME		0- 0			0- 0		5- 3
3- 3	0- 0		0- 0	AWAY		0- 0			0- 0		3- 3
0- 0	0- 0		0- 0	NEUTRAL		0- 0			0- 0		0- 0

RPI	S	Opponent	Score
77	N	Towson	0 3
115	N	St. John's (NY)	0 3
172	A	UMES	0 3
172	H	UMES	0 3
174	A	American	0 3
198	H	Youngstown St.	1 3
233	N	UMBC	0 3
249	A	Hampton	0 3
249	H	Hampton	1 3
258	A	Loyola Maryland	0 3
290	A	Norfolk St.	0 3
290	H	Norfolk St.	3 0
300	A	Lafayette	3 2
304	A	Morgan St.	3 1
304	H	Morgan St.	1 3
307	H	Bryant	3 1
315	A	Delaware St.	3 1
315	H	Delaware St.	3 0
319	H	Chicago St.	1 3
320	A	Howard	3 2
320	H	Howard	3 0
322	H	Bethune-Cookman	3 1
323	N	St. Francis (NY)	3 0
328	H	N.C. A&T	3 1

Coppin St.

Average RPI Win:	248	WON-LOST	WINNING	LAST 10	STRENGTH OF	OPP. STRENGTH	TEAM	ADJ	CONF.	ADJ CONF.	
Average RPI Loss:	192	RECORD	PCT. RANK	GAMES	SCHEDULE	OF SCHEDULE	RPI	RPI	RPI	RPI	
DIV. I ONLY	9- 18	.33333	257	2- 8	276	236	278	.36371	284	24	24
DIV. I NON-CONF.	4- 7	.36364	234	0- 0	215	199	246	.42304	248	23	23
<hr/>											
TOTALS	RPI 1-25	RPI 26-50		W-L RECORDS		RPI 51-100		RPI 101-150		RPI 150+	
9- 18	0- 0	0- 1		OVERALL		0- 1		0- 1		9- 15	
5- 8	0- 0	0- 1		HOME		0- 1		0- 1		5- 5	
2- 8	0- 0	0- 0		AWAY		0- 0		0- 0		2- 8	
2- 2	0- 0	0- 0		NEUTRAL		0- 0		0- 0		2- 2	
4- 7	0- 0	0- 1		NON-CONFERENCE		0- 0		0- 1		4- 5	
1- 4	0- 0	0- 1		HOME		0- 0		0- 1		1- 2	
1- 1	0- 0	0- 0		AWAY		0- 0		0- 0		1- 1	
2- 2	0- 0	0- 0		NEUTRAL		0- 0		0- 0		2- 2	
5- 11	0- 0	0- 0		CONFERENCE		0- 1		0- 0		5- 10	
4- 4	0- 0	0- 0		HOME		0- 1		0- 0		4- 3	
1- 7	0- 0	0- 0		AWAY		0- 0		0- 0		1- 7	
0- 0	0- 0	0- 0		NEUTRAL		0- 0		0- 0		0- 0	
RPI S	Opponent	Score	RPI S	Opponent	Score	RPI S	Opponent	Score	RPI S	Opponent	Score
			41 H	Santa Clara	1 3	73 H	Morehead St.	1 3	117 H	Northern Ill.	0 3
									160 H	Montana St.	1 3
									167 A	Akron	0 3
									171 N	Loyola Chicago	3 1
									183 A	Belmont	0 3
									184 A	Austin Peay	0 3
									184 H	Austin Peay	2 3
									190 A	Southeast Mo. St.	0 3
									190 H	Southeast Mo. St.	1 3
									198 N	Youngstown St.	1 3
									205 H	Evansville	0 3
									206 A	Jacksonville St.	3 1
									219 H	Tennessee St.	1 3
									226 H	Western Ill.	3 1
									226 N	Western Ill.	2 3
									255 N	Binghamton	3 0
									257 A	Eastern Ill.	1 3
									257 H	Eastern Ill.	3 0
									264 H	Eastern Ky.	3 0
									275 A	UT Martin	2 3
									275 H	UT Martin	3 0
			LAST 10 GAMES						288 A	Indiana St.	3 2
			219 H	Tennessee St.	1 3	190 A	Southeast Mo. St.	0 3	292 A	Murray St.	1 3
			257 A	Eastern Ill.	1 3	292 H	Murray St.	3 0	292 H	Murray St.	3 0
			206 A	Jacksonville St.	3 1	184 H	Austin Peay	2 3	302 A	Tennessee Tech	1 3
			302 A	Tennessee Tech	1 3	184 A	Austin Peay	0 3			
			275 A	UT Martin	2 3	292 A	Murray St.	1 3			

Non-Div. I Games:

SIU Edwardsville

T
u
l
a
n
e

Tulane					Through Games Of Sunday, Nov. 11, 2012						
Average RPI Win:		216	WON-LOST	WINNING	LAST 10	STRENGTH OF	OPP. STRENGTH	TEAM	ADJ	CONF.	ADJ CONF.
Average RPI Loss:		160	RECORD	PCT. RANK	GAMES	SCHEDULE	OF SCHEDULE	RPI	RPI	RPI	RPI
DIV. I ONLY			6- 21	.22222 292	2- 8	268	152	289	.3581 285	22	22
DIV. I NON-CONF.			2- 9	.18182 292	0- 0	278	108	295	.36674 289	18	18
<hr/>											
TOTALS		RPI 1-25	RPI 26-50		W-L RECORDS	RPI 51-100		RPI 101-150		RPI 150+	
6- 21	0- 0		0- 0		OVERALL	0- 5		1- 5		5- 11	
5- 8	0- 0		0- 0		HOME	0- 3		1- 2		4- 3	
0- 10	0- 0		0- 0		AWAY	0- 2		0- 2		0- 6	
1- 3	0- 0		0- 0		NEUTRAL	0- 0		0- 1		1- 2	
<hr/>											
2- 9	0- 0		0- 0		NON-CONFERENCE	0- 3		0- 2		2- 4	
1- 4	0- 0		0- 0		HOME	0- 2		0- 1		1- 1	
0- 2	0- 0		0- 0		AWAY	0- 1		0- 0		0- 1	
1- 3	0- 0		0- 0		NEUTRAL	0- 0		0- 1		1- 2	
<hr/>											
4- 12	0- 0		0- 0		CONFERENCE	0- 2		1- 3		3- 7	
4- 4	0- 0		0- 0		HOME	0- 1		1- 1		3- 2	
0- 8	0- 0		0- 0		AWAY	0- 1		0- 2		0- 5	
0- 0	0- 0		0- 0		NEUTRAL	0- 0		0- 0		0- 0	
<hr/>											
RPI S	Opponent	Score	RPI S	Opponent	Score	RPI S	Opponent	Score	RPI S	Opponent	Score
						51 A	Baylor	1 3	103 N	A&M-Corpus Christi	0 3
						51 H	Baylor	0 3	112 A	Rice	0 3
						57 A	Tulsa	0 3	112 H	Rice	1 3
						57 H	Tulsa	2 3	120 H	Pittsburgh	1 3
						93 H	Sam Houston St.	0 3	147 A	UTEP	2 3
						147 H	UTEP	3 1			
						152 N	Texas St.	0 3			
						168 H	UAB	3 2			
						181 A	Marshall	0 3			
						185 H	UCF	1 3			
						196 H	Mississippi St.	2 3			
						204 A	SMU	2 3			
						204 H	SMU	3 0			
						211 A	Houston	1 3			
						211 H	Houston	3 1			
						239 A	Lamar	2 3			
						241 H	Memphis	1 3			
						247 N	Nevada	2 3			
						255 H	Binghamton	3 2			
						279 A	Southern Miss.	2 3			
308 N	Louisiana Tech	3 1									
			LAST 10 GAMES			316 A	East Carolina	1 3			
						211 H	Houston	3 1			
						112 H	Rice	1 3			
						57 A	Tulsa	0 3			
						204 A	SMU	2 3			
57 H	Tulsa	2 3	112 A	Rice	0 3						
147 A	UTEP	2 3									

Non-Div. I Games:

Tulane

T
u
l
a
n
e

Average RPI Win: 322		WON-LOST RECORD		WINNING PCT. RANK		LAST 10 GAMES		STRENGTH OF SCHEDULE		OPP. STRENGTH OF SCHEDULE		TEAM RPI		ADJ RPI		CONF. RPI		ADJ CONF. RPI	
Average RPI Loss: 170																			
DIV. I ONLY		6- 19		.24 288		4- 4		231		300		291		.35807 286		33		33	
DIV. I NON-CONF.		0- 17		0 318		0- 2		124		189		294		.35014 300		33		33	
TOTALS		RPI 1-25		RPI 26-50		W-L RECORDS		RPI 51-100		RPI 101-150		RPI 150+							
6- 19		0- 0		0- 0		OVERALL		0- 4		0- 4		6- 11							
3- 2		0- 0		0- 0		HOME		0- 0		0- 0		3- 2							
3- 9		0- 0		0- 0		AWAY		0- 2		0- 1		3- 6							
0- 8		0- 0		0- 0		NEUTRAL		0- 2		0- 3		0- 3							
0- 17		0- 0		0- 0		NON-CONFERENCE		0- 4		0- 4		0- 9							
0- 1		0- 0		0- 0		HOME		0- 0		0- 0		0- 1							
0- 8		0- 0		0- 0		AWAY		0- 2		0- 1		0- 5							
0- 8		0- 0		0- 0		NEUTRAL		0- 2		0- 3		0- 3							
6- 2		0- 0		0- 0		CONFERENCE		0- 0		0- 0		6- 2							
3- 1		0- 0		0- 0		HOME		0- 0		0- 0		3- 1							
3- 1		0- 0		0- 0		AWAY		0- 0		0- 0		3- 1							
0- 0		0- 0		0- 0		NEUTRAL		0- 0		0- 0		0- 0							
RPI	S	Opponent		Score	RPI	S	Opponent		Score	RPI	S	Opponent		Score	RPI	S	Opponent		Score
										59	N	TCU		0 3	102	A	Alabama		0 3
										73	A	Morehead St.		0 3	112	N	Rice		0 3
										92	N	Northern Colo.		0 3	141	N	Northern Ky.		0 3
										100	A	Ole Miss		0 3	142	N	North Dakota		0 3
															158	N	Ill.-Chicago		1 3
															168	A	UAB		0 3
															183	A	Belmont		0 3
															197	N	La.-Lafayette		0 3
															205	N	Evansville		0 3
															219	H	Tennessee St.		0 3
															241	A	Memphis		0 3
															243	A	Chattanooga		1 3
															260	A	Jackson St.		1 3
															260	H	Jackson St.		2 3
															275	A	UT Martin		1 3
															317	A	Alabama St.		3 1
															317	H	Alabama St.		3 1
															318	A	Mississippi Val.		3 1
															318	H	Mississippi Val.		3 0
															330	A	Alcorn		3 0
															330	H	Alcorn		3 0
					LAST 10 GAMES														
										317	A	Alabama St.		3 1	260	A	Jackson St.		1 3
										260	H	Jackson St.		2 3	168	A	UAB		0 3
										219	H	Tennessee St.		0 3	318	H	Mississippi Val.		3 0
										318	A	Mississippi Val.		3 1	317	H	Alabama St.		3 1
										330	A	Alcorn		3 0	330	H	Alcorn		3 0

Non-Div. I Games: Ala.-Huntsville 3 0 Albany St. (GA) 3 0 Albany St. (GA) 3 2

Alabama A&M

Average RPI Win: 233		WON-LOST	WINNING	LAST 10	STRENGTH OF		OPP. STRENGTH	TEAM	ADJ	CONF.	ADJ CONF.
Average RPI Loss: 143		RECORD	PCT. RANK	GAMES	SCHEDULE		OF SCHEDULE	RPI	RPI	RPI	RPI
DIV. I ONLY		3- 23	.11538	312	0- 10		170	147	292	.35473	288
DIV. I NON-CONF.		2- 8	.2	285	0- 0		275	261	304	.34802	304
TOTALS		RPI 1-25	RPI 26-50		W-L RECORDS		RPI 51-100		RPI 101-150		RPI 150+
3- 23	0- 0	0- 6		OVERALL		0- 5		1- 1		2- 11	
1- 9	0- 0	0- 3		HOME		0- 2		0- 0		1- 4	
0- 12	0- 0	0- 3		AWAY		0- 3		0- 1		0- 5	
2- 2	0- 0	0- 0		NEUTRAL		0- 0		1- 0		1- 2	
2- 8	0- 0	0- 0		NON-CONFERENCE		0- 0		1- 1		1- 7	
0- 3	0- 0	0- 0		HOME		0- 0		0- 0		0- 3	
0- 3	0- 0	0- 0		AWAY		0- 0		0- 1		0- 2	
2- 2	0- 0	0- 0		NEUTRAL		0- 0		1- 0		1- 2	
1- 15	0- 0	0- 6		CONFERENCE		0- 5		0- 0		1- 4	
1- 6	0- 0	0- 3		HOME		0- 2		0- 0		1- 1	
0- 9	0- 0	0- 3		AWAY		0- 3		0- 0		0- 3	
0- 0	0- 0	0- 0		NEUTRAL		0- 0		0- 0		0- 0	
RPI S	Opponent	Score	RPI S	Opponent	Score	RPI S	Opponent	Score	RPI S	Opponent	Score
			31 A	Creighton	0 3	78 A	Southern Ill.	0 3	114 A	IUPUI	0 3
			31 H	Creighton	0 3	89 A	Missouri St.	2 3	145 N	Butler	3 1
			42 A	Wichita St.	0 3	89 H	Missouri St.	0 3	171 H	Loyola Chicago	1 3
			42 H	Wichita St.	2 3	98 A	Illinois St.	0 3	180 N	Temple	1 3
			44 A	UNI	0 3	98 H	Illinois St.	0 3	201 A	DePaul	2 3
			44 H	UNI	0 3				205 A	Evansville	2 3
									226 H	Western Ill.	2 3
									234 A	Bradley	0 3
									234 H	Bradley	3 1
									235 A	Miami (OH)	2 3
									253 A	Drake	1 3
									253 H	Drake	1 3
									257 N	Eastern Ill.	2 3
									284 H	SIU Edwardsville	2 3
									319 N	Chicago St.	3 0
LAST 10 GAMES											
			253 A	Drake	1 3	234 A	Bradley	0 3			
			31 A	Creighton	0 3	44 A	UNI	0 3			
			89 H	Missouri St.	0 3	31 H	Creighton	0 3			
			42 H	Wichita St.	2 3	253 H	Drake	1 3			
			98 A	Illinois St.	0 3	42 A	Wichita St.	0 3			

Non-Div. I Games:

Indiana St.

Average RPI Win:		312	WON-LOST RECORD		WINNING PCT. RANK	LAST 10 GAMES	STRENGTH OF SCHEDULE		OPP. STRENGTH OF SCHEDULE	TEAM RPI	ADJ RPI	CONF. RPI	ADJ CONF. RPI			
Average RPI Loss:		219														
DIV. I ONLY			11- 12		.47826	190	5- 3		323	325	296	.3531	289	33	33	
DIV. I NON-CONF.			1- 8		.11111	304	0- 1		258	223	311	.33942	307	33	33	
TOTALS		RPI 1-25		RPI 26-50		W-L RECORDS		RPI 51-100		RPI 101-150		RPI 150+				
11- 12		0- 0		0- 0		OVERALL		0- 3		0- 0		11- 9				
6- 2		0- 0		0- 0		HOME		0- 0		0- 0		6- 2				
2- 6		0- 0		0- 0		AWAY		0- 2		0- 0		2- 4				
3- 4		0- 0		0- 0		NEUTRAL		0- 1		0- 0		3- 3				
1- 8		0- 0		0- 0		NON-CONFERENCE		0- 3		0- 0		1- 5				
1- 1		0- 0		0- 0		HOME		0- 0		0- 0		1- 1				
0- 4		0- 0		0- 0		AWAY		0- 2		0- 0		0- 2				
0- 3		0- 0		0- 0		NEUTRAL		0- 1		0- 0		0- 2				
10- 4		0- 0		0- 0		CONFERENCE		0- 0		0- 0		10- 4				
5- 1		0- 0		0- 0		HOME		0- 0		0- 0		5- 1				
2- 2		0- 0		0- 0		AWAY		0- 0		0- 0		2- 2				
3- 1		0- 0		0- 0		NEUTRAL		0- 0		0- 0		3- 1				
RPI	S	Opponent	Score	RPI	S	Opponent	Score	RPI	S	Opponent	Score	RPI	S	Opponent	Score	
								82	A	UNLV	0 3	170	N	Gonzaga	0 3	
								88	N	Colorado	0 3	197	N	La.-Lafayette	0 3	
								93	A	Sam Houston St.	0 3	242	A	Southeastern La.	0 3	
												280	A	Tex.-Pan American	0 3	
												280	H	Tex.-Pan American	1 3	
												287	A	Prairie View	1 3	
												287	H	Prairie View	2 3	
												287	H	Prairie View	3 2	
												287	N	Prairie View	3 2	
												297	H	New Orleans	3 2	
												309	A	Ark.-Pine Bluff	0 3	
												309	H	Ark.-Pine Bluff	3 0	
												309	N	Ark.-Pine Bluff	3 1	
												317	N	Alabama St.	1 3	
												318	H	Mississippi Val.	3 1	
												318	N	Mississippi Val.	3 1	
												324	A	Southern U.	3 1	
												324	H	Southern U.	3 0	
												327	A	Grambling	3 0	
												327	H	Grambling	3 0	
LAST 10 GAMES																
						242	A	Southeastern La.	0 3			287	H	Prairie View	3 2	
						309	H	Ark.-Pine Bluff	3 0			317	N	Alabama St.	1 3	
						324	H	Southern U.	3 0			309	N	Ark.-Pine Bluff	3 1	
						327	A	Grambling	3 0			318	N	Mississippi Val.	3 1	
						287	A	Prairie View	1 3			324	A	Southern U.	3 1	
Non-Div. I Games:		Dillard	3	0	Texas-Brownsville		0	3	Dillard		3	0	Huston-Tillotson		3	0
													Texas Southern			

Average RPI Win: 290		WON-LOST RECORD		WINNING PCT. RANK		LAST 10 GAMES		STRENGTH OF SCHEDULE		OPP. STRENGTH OF SCHEDULE		TEAM RPI		ADJ RPI		CONF. RPI		ADJ CONF. RPI	
DIV. I ONLY		13- 19		.40625 216		8- 2		301		297		284		.35248 290		32		32	
DIV. I NON-CONF.		3- 14		.17647 295		0- 0		288		248		308		.32811 312		32		32	
TOTALS		RPI 1-25		RPI 26-50		W-L RECORDS		RPI 51-100		RPI 101-150		RPI 150+							
13- 19		0- 0		0- 0		OVERALL		0- 2		0- 3		13- 14							
6- 8		0- 0		0- 0		HOME		0- 1		0- 1		6- 6							
6- 6		0- 0		0- 0		AWAY		0- 1		0- 1		6- 4							
1- 5		0- 0		0- 0		NEUTRAL		0- 0		0- 1		1- 4							
3- 14		0- 0		0- 0		NON-CONFERENCE		0- 2		0- 3		3- 9							
1- 5		0- 0		0- 0		HOME		0- 1		0- 1		1- 3							
1- 4		0- 0		0- 0		AWAY		0- 1		0- 1		1- 2							
1- 5		0- 0		0- 0		NEUTRAL		0- 0		0- 1		1- 4							
10- 5		0- 0		0- 0		CONFERENCE		0- 0		0- 0		10- 5							
5- 3		0- 0		0- 0		HOME		0- 0		0- 0		5- 3							
5- 2		0- 0		0- 0		AWAY		0- 0		0- 0		5- 2							
0- 0		0- 0		0- 0		NEUTRAL		0- 0		0- 0		0- 0							
RPI S	Opponent	Score		RPI S	Opponent	Score		RPI S	Opponent	Score		RPI S	Opponent	Score					
								62 H	VCU	0	3	108 A	Duquesne	0	3				
								88 A	Colorado	0	3	124 N	Washington St.	0	3				
												127 H	Rutgers	0	3				
												172 A	UMES	1	3				
												172 H	UMES	2	3				
												178 A	Air Force	0	3				
												195 H	William & Mary	3	1				
												211 N	CSU Bakersfield	0	3				
												227 H	UNC Wilmington	0	3				
												246 N	Neb. Omaha	1	3				
												249 A	Hampton	3	0				
												249 H	Hampton	3	0				
												249 H	Hampton	2	3				
												252 A	Robert Morris	1	3				
												258 N	Loyola Maryland	0	3				
												263 A	Navy	3	1				
												280 H	Tex.-Pan American	0	3				
												283 A	Coppin St.	0	3				
												283 H	Coppin St.	3	0				
												299 H	South Carolina St.	1	3				
												303 N	Hartford	1	3				
												304 A	Morgan St.	3	0				
												304 H	Morgan St.	3	1				
												312 H	Stetson	2	3				
												315 A	Delaware St.	3	1				
												315 H	Delaware St.	3	1				
												320 A	Howard	3	1				
LAST 10 GAMES																			
				315 H	Delaware St.	3	1	249 A	Hampton	3	0	304 A	Morgan St.	3	0				
				172 H	UMES	2	3	249 H	Hampton	3	0	312 H	Stetson	2	3				
				283 H	Coppin St.	3	0	328 A	N.C. A&T	3	2	315 A	Delaware St.	3	1				
				320 A	Howard	3	1	172 A	UMES	1	3	315 H	Delaware St.	3	1				
				304 H	Morgan St.	3	1	315 A	Delaware St.	3	1	320 A	Howard	3	1				

Non-Div. I Games:

Norfolk St.

RPI	S	Opponent	Score	
320	H	Howard	3	2
326	N	Providence	3	1
328	A	N.C. A&T	3	2

Norfolk St.

N
o
r
f
o
l
k
S
t
.

N
o
r
f
o
l
k
S
t
.

Average RPI Win: 190		WON-LOST RECORD		WINNING PCT. RANK		LAST 10 GAMES		STRENGTH OF SCHEDULE		OPP. STRENGTH OF SCHEDULE		TEAM RPI		ADJ RPI		CONF. RPI		ADJ CONF. RPI	
DIV. I ONLY		4- 25		.13793 309		4- 6		196		132		290		.34914 291		16		17	
DIV. I NON-CONF.		0- 11		0 318		0- 0		253		86		319		.32309 313		15		14	
TOTALS		RPI 1-25		RPI 26-50		W-L RECORDS		RPI 51-100		RPI 101-150		RPI 150+							
4- 25		0- 0		0- 1		OVERALL		1- 8		0- 4		3- 12							
2- 6		0- 0		0- 0		HOME		0- 3		0- 1		2- 2							
2- 12		0- 0		0- 1		AWAY		1- 4		0- 1		1- 6							
0- 7		0- 0		0- 0		NEUTRAL		0- 1		0- 2		0- 4							
0- 11		0- 0		0- 1		NON-CONFERENCE		0- 2		0- 2		0- 6							
0- 0		0- 0		0- 0		HOME		0- 0		0- 0		0- 0							
0- 4		0- 0		0- 1		AWAY		0- 1		0- 0		0- 2							
0- 7		0- 0		0- 0		NEUTRAL		0- 1		0- 2		0- 4							
4- 14		0- 0		0- 0		CONFERENCE		1- 6		0- 2		3- 6							
2- 6		0- 0		0- 0		HOME		0- 3		0- 1		2- 2							
2- 8		0- 0		0- 0		AWAY		1- 3		0- 1		1- 4							
0- 0		0- 0		0- 0		NEUTRAL		0- 0		0- 0		0- 0							
RPI	S	Opponent		Score	RPI	S	Opponent		Score	RPI	S	Opponent		Score					
					28	A	Iowa St.	0	3	54	N	San Francisco	1	3					
										68	A	Idaho St.	0	3					
										84	A	Northern Ariz.	3	2					
										84	H	Northern Ariz.	1	3					
										86	A	Portland St.	0	3					
										86	H	Portland St.	0	3					
										90	A	Wyoming	0	3					
										92	A	Northern Colo.	0	3					
										92	H	Northern Colo.	0	3					
										125	N	Iowa	0	3					
										142	A	North Dakota	1	3					
										142	H	North Dakota	1	3					
										150	N	South Dakota St.	1	3					
										154	A	Boise St.	0	3					
										160	A	Montana St.	2	3					
										160	H	Montana St.	0	3					
										170	A	Gonzaga	0	3					
										191	A	Sacramento St.	0	3					
										191	H	Sacramento St.	3	0					
										192	N	Syracuse	0	3					
										216	N	Presbyterian	0	3					
										236	N	Seattle	1	3					
										240	A	Montana	0	3					
										240	H	Montana	3	0					
										244	A	Southern Utah	3	0					
										244	H	Southern Utah	2	3					
										262	A	Weber St.	0	3					
										266	N	UC Riverside	0	3					
LAST 10 GAMES					LAST 10 GAMES					LAST 10 GAMES									
					142	A	North Dakota	1	3	240	H	Montana	3	0					
					92	A	Northern Colo.	0	3	191	H	Sacramento St.	3	0					
					244	A	Southern Utah	3	0	86	A	Portland St.	0	3					
					84	A	Northern Ariz.	3	2	68	A	Idaho St.	0	3					
					160	H	Montana St.	0	3	262	A	Weber St.	0	3					

Non-Div. I Games:

Eastern Wash.

Average RPI Win:	283	WON-LOST	WINNING	LAST 10	STRENGTH OF	OPP. STRENGTH	TEAM	ADJ	CONF.	ADJ CONF.	
Average RPI Loss:	186	RECORD	PCT. RANK	GAMES	SCHEDULE	OF SCHEDULE	RPI	RPI	RPI	RPI	
DIV. I ONLY	6- 20	.23077	290	3- 7	256	257	292	.34493	292	24	24
DIV. I NON-CONF.	2- 8	.2	285	0- 0	163	221	266	.39977	264	23	23
<hr/>											
TOTALS	RPI 1-25	RPI 26-50		W-L RECORDS		RPI 51-100		RPI 101-150		RPI 150+	
6- 20	0- 0	0- 0		OVERALL		0- 5		0- 0		6- 15	
4- 5	0- 0	0- 0		HOME		0- 1		0- 0		4- 4	
1- 11	0- 0	0- 0		AWAY		0- 2		0- 0		1- 9	
1- 4	0- 0	0- 0		NEUTRAL		0- 2		0- 0		1- 2	
<hr/>											
2- 8	0- 0	0- 0		NON-CONFERENCE		0- 4		0- 0		2- 4	
0- 1	0- 0	0- 0		HOME		0- 1		0- 0		0- 0	
1- 3	0- 0	0- 0		AWAY		0- 1		0- 0		1- 2	
1- 4	0- 0	0- 0		NEUTRAL		0- 2		0- 0		1- 2	
<hr/>											
4- 12	0- 0	0- 0		CONFERENCE		0- 1		0- 0		4- 11	
4- 4	0- 0	0- 0		HOME		0- 0		0- 0		4- 4	
0- 8	0- 0	0- 0		AWAY		0- 1		0- 0		0- 7	
0- 0	0- 0	0- 0		NEUTRAL		0- 0		0- 0		0- 0	
<hr/>											
RPI S	Opponent	Score	RPI S	Opponent	Score	RPI S	Opponent	Score	RPI S	Opponent	Score
						67 A	IPFW	0 3	183 A	Belmont	0 3
						73 A	Morehead St.	0 3	184 A	Austin Peay	0 3
						78 H	Southern Ill.	2 3	184 H	Austin Peay	1 3
						83 N	Cleveland St.	1 3	189 A	West Virginia	2 3
						83 N	Cleveland St.	0 3	190 A	Southeast Mo. St.	0 3
									190 H	Southeast Mo. St.	1 3
									205 A	Evansville	0 3
									206 H	Jacksonville St.	0 3
									219 A	Tennessee St.	0 3
									237 N	Kent St.	0 3
									257 A	Eastern Ill.	0 3
									257 H	Eastern Ill.	1 3
									264 H	Eastern Ky.	3 2
									267 A	Radford	3 0
									275 A	UT Martin	1 3
									275 H	UT Martin	3 1
									278 N	Saint Francis (PA)	2 3
									284 A	SIU Edwardsville	0 3
									284 H	SIU Edwardsville	3 1
									302 H	Tennessee Tech	3 0
			306 N	Citadel	3 0						
			LAST 10 GAMES								
			264 H	Eastern Ky.	3 2	183 A	Belmont	0 3			
			184 A	Austin Peay	0 3	284 A	SIU Edwardsville	0 3			
			275 H	UT Martin	3 1	257 A	Eastern Ill.	0 3			
			190 H	Southeast Mo. St.	1 3	257 H	Eastern Ill.	1 3			
			219 A	Tennessee St.	0 3	284 H	SIU Edwardsville	3 1			

Non-Div. I Games:

Murray St.

Average RPI Win: 296		WON-LOST RECORD		WINNING PCT. RANK		LAST 10 GAMES		STRENGTH OF SCHEDULE		OPP. STRENGTH OF SCHEDULE		TEAM RPI		ADJ RPI		CONF. RPI		ADJ CONF. RPI	
DIV. I ONLY		9- 22		.29032 278		2- 8		279		281		294		.34021 293		25		27	
DIV. I NON-CONF.		5- 12		.29412 260		0- 0		299		281		296		.35671 294		28		27	
TOTALS		RPI 1-25		RPI 26-50		W-L RECORDS		RPI 51-100		RPI 101-150		RPI 150+							
9- 22		0- 0		0- 0		OVERALL		0- 2		0- 6		9- 14							
4- 9		0- 0		0- 0		HOME		0- 0		0- 2		4- 7							
2- 10		0- 0		0- 0		AWAY		0- 0		0- 3		2- 7							
3- 3		0- 0		0- 0		NEUTRAL		0- 2		0- 1		3- 0							
5- 12		0- 0		0- 0		NON-CONFERENCE		0- 2		0- 4		5- 6							
2- 4		0- 0		0- 0		HOME		0- 0		0- 1		2- 3							
0- 5		0- 0		0- 0		AWAY		0- 0		0- 2		0- 3							
3- 3		0- 0		0- 0		NEUTRAL		0- 2		0- 1		3- 0							
4- 10		0- 0		0- 0		CONFERENCE		0- 0		0- 2		4- 8							
2- 5		0- 0		0- 0		HOME		0- 0		0- 1		2- 4							
2- 5		0- 0		0- 0		AWAY		0- 0		0- 1		2- 4							
0- 0		0- 0		0- 0		NEUTRAL		0- 0		0- 0		0- 0							
RPI	S	Opponent		Score	RPI	S	Opponent		Score	RPI	S	Opponent		Score					
							62 N	VCU	1 3			102 N	Alabama	0 3					
							98 N	Illinois St.	0 3			111 A	Samford	0 3					
												128 A	Liberty	0 3					
												128 H	Liberty	0 3					
												129 A	Ball St.	0 3					
												138 H	UMKC	2 3					
												164 A	High Point	1 3					
												200 H	Wofford	1 3					
												209 A	Davidson	0 3					
												215 A	Elon	0 3					
												216 A	Presbyterian	0 3					
												216 H	Presbyterian	0 3					
												225 H	Coastal Caro.	0 3					
												230 H	Charlotte	2 3					
												254 A	Winthrop	0 3					
												254 H	Winthrop	2 3					
												267 A	Radford	1 3					
												267 H	Radford	3 1					
												269 A	UNC Asheville	3 1					
												269 H	UNC Asheville	3 1					
												274 A	Western Caro.	0 3					
												277 H	USC Upstate	3 1					
												295 H	Charleston So.	0 3					
												302 N	Tennessee Tech	3 1					
												310 N	N.C. Central	3 1					
												311 A	Campbell	3 0					
												315 H	Delaware St.	2 3					
LAST 10 GAMES				LAST 10 GAMES				LAST 10 GAMES				LAST 10 GAMES							
							128 A	Liberty	0 3				311 A	Campbell	3 0				
							267 A	Radford	1 3				295 H	Charleston So.	0 3				
							216 H	Presbyterian	0 3				225 H	Coastal Caro.	0 3				
							254 H	Winthrop	2 3				269 A	UNC Asheville	3 1				
							164 A	High Point	1 3				254 A	Winthrop	0 3				

Non-Div. I Games:

Gardner-Webb

RPI	S	Opponent	Score	
328	H	N.C. A&T	3	0
330	N	Alcorn	3	0

Gardner-Webb

G
a
r
d
n
e
r
-
W
e
b
b

G
a
r
d
n
e
r
-
W
e
b
b

Average RPI Win: 281		WON-LOST RECORD		WINNING PCT. RANK		LAST 10 GAMES		STRENGTH OF SCHEDULE		OPP. STRENGTH OF SCHEDULE		TEAM RPI		ADJ RPI		CONF. RPI		ADJ CONF. RPI	
DIV. I ONLY		9- 20		.31034 272		3- 7		281		286		288		.33995 294		27		26	
DIV. I NON-CONF.		6- 9		.4 216		0- 1		287		288		265		.38771 275		27		25	
TOTALS		RPI 1-25		RPI 26-50		W-L RECORDS		RPI 51-100		RPI 101-150		RPI 150+							
9- 20		0- 0		0- 1		OVERALL		0- 0		0- 3		9- 16							
5- 5		0- 0		0- 0		HOME		0- 0		0- 1		5- 4							
2- 11		0- 0		0- 1		AWAY		0- 0		0- 2		2- 8							
2- 4		0- 0		0- 0		NEUTRAL		0- 0		0- 0		2- 4							
6- 9		0- 0		0- 1		NON-CONFERENCE		0- 0		0- 1		6- 7							
2- 1		0- 0		0- 0		HOME		0- 0		0- 0		2- 1							
2- 4		0- 0		0- 1		AWAY		0- 0		0- 1		2- 2							
2- 4		0- 0		0- 0		NEUTRAL		0- 0		0- 0		2- 4							
3- 11		0- 0		0- 0		CONFERENCE		0- 0		0- 2		3- 9							
3- 4		0- 0		0- 0		HOME		0- 0		0- 1		3- 3							
0- 7		0- 0		0- 0		AWAY		0- 0		0- 1		0- 6							
0- 0		0- 0		0- 0		NEUTRAL		0- 0		0- 0		0- 0							
RPI S	Opponent	Score		RPI S	Opponent	Score		RPI S	Opponent	Score		RPI S	Opponent	Score					
				36 A	Pepperdine	0	3			108 A	Duquesne	0	3						
										144 A	Army	0	3						
										144 H	Army	0	3						
										171 N	Loyola Chicago	0	3						
										174 A	American	0	3						
										174 H	American	1	3						
										188 A	Colgate	1	3						
										188 H	Colgate	1	3						
										202 A	Lehigh	1	3						
										202 H	Lehigh	3	2						
										211 A	CSU Bakersfield	0	3						
										224 N	Niagara	0	3						
										248 N	Stony Brook	2	3						
										252 A	Robert Morris	3	1						
										256 N	Cornell	2	3						
										258 N	Loyola Maryland	3	1						
										261 N	Manhattan	3	1						
										263 A	Navy	2	3						
										263 H	Navy	0	3						
										273 A	Fordham	0	3						
										273 H	Fordham	0	3						
										296 A	La Salle	3	1						
										300 A	Lafayette	1	3						
										300 H	Lafayette	3	2						
										314 A	Holy Cross	1	3						
										314 H	Holy Cross	3	0						
										321 H	Quinnipiac	3	0						
				LAST 10 GAMES															
				174 A	American	0	3	300 H	Lafayette	3	2	300 A	Lafayette	1	3				
				263 A	Navy	2	3	202 H	Lehigh	3	2	300 H	Lafayette	3	2				
				144 H	Army	0	3	263 H	Navy	0	3	314 A	Holy Cross	1	3				
				314 H	Holy Cross	3	0	174 H	American	1	3	314 H	Holy Cross	3	0				
				188 A	Colgate	1	3	36 A	Pepperdine	0	3	321 H	Quinnipiac	3	0				

Non-Div. I Games:

Bucknell

RPI	S	Opponent	Score	
326	H	Providence	3	0

Bucknell

B
u
c
k
n
e
l
l

B
u
c
k
n
e
l
l

Average RPI Win:	291	WON-LOST	WINNING	LAST 10	STRENGTH OF	OPP. STRENGTH	TEAM	ADJ	CONF.	ADJ CONF.	
Average RPI Loss:	204	RECORD	PCT. RANK	GAMES	SCHEDULE	OF SCHEDULE	RPI	RPI	RPI	RPI	
DIV. I ONLY	13- 20	.39394	220	4- 6	307	287	286	.33973	295	25	27
DIV. I NON-CONF.	8- 11	.42105	207	2- 0	320	298	289	.35459	297	28	27
<hr/>											
TOTALS	RPI 1-25	RPI 26-50		W-L RECORDS		RPI 51-100		RPI 101-150		RPI 150+	
13- 20	0- 0	0- 0		OVERALL		0- 3		0- 2		13- 15	
8- 9	0- 0	0- 0		HOME		0- 2		0- 1		8- 6	
3- 8	0- 0	0- 0		AWAY		0- 1		0- 0		3- 7	
2- 3	0- 0	0- 0		NEUTRAL		0- 0		0- 1		2- 2	
<hr/>											
8- 11	0- 0	0- 0		NON-CONFERENCE		0- 3		0- 1		8- 7	
5- 5	0- 0	0- 0		HOME		0- 2		0- 0		5- 3	
1- 3	0- 0	0- 0		AWAY		0- 1		0- 0		1- 2	
2- 3	0- 0	0- 0		NEUTRAL		0- 0		0- 1		2- 2	
<hr/>											
5- 9	0- 0	0- 0		CONFERENCE		0- 0		0- 1		5- 8	
3- 4	0- 0	0- 0		HOME		0- 0		0- 1		3- 3	
2- 5	0- 0	0- 0		AWAY		0- 0		0- 0		2- 5	
0- 0	0- 0	0- 0		NEUTRAL		0- 0		0- 0		0- 0	
<hr/>											
RPI S	Opponent	Score	RPI S	Opponent	Score	RPI S	Opponent	Score	RPI S	Opponent	Score
						52 A	Georgia Tech	0 3	128 H	Liberty	2 3
						70 H	Col. of Charleston	1 3	148 N	Cal St. Fullerton	0 3
						97 H	Furman	0 3	164 A	High Point	0 3
						164 H	High Point	1 3			
						200 H	Wofford	1 3			
						204 N	SMU	0 3			
						208 H	Canisius	3 2			
						216 A	Presbyterian	1 3			
						216 H	Presbyterian	0 3			
						225 A	Coastal Caro.	0 3			
						225 H	Coastal Caro.	3 2			
						229 H	Mercer	0 3			
						254 A	Winthrop	0 3			
						254 H	Winthrop	3 2			
						258 A	Loyola Maryland	1 3			
						267 H	Radford	0 3			
						269 A	UNC Asheville	1 3			
						277 H	USC Upstate	3 2			
						293 A	Gardner-Webb	3 0			
						299 H	South Carolina St.	3 1			
						301 N	Rider	1 3			
						304 N	Morgan St.	3 0			
						306 A	Citadel	2 3			
						306 H	Citadel	0 3			
						311 A	Campbell	3 0			
311 H	Campbell	3 0									
312 H	Stetson	3 0									
<hr/>											
			LAST 10 GAMES								
			311 H	Campbell	3 0	216 A	Presbyterian	1 3			
			164 H	High Point	1 3	299 H	South Carolina St.	3 1			
			225 A	Coastal Caro.	0 3	293 A	Gardner-Webb	3 0			
			329 H	Savannah St.	3 0	269 A	UNC Asheville	1 3			
			254 A	Winthrop	0 3	267 H	Radford	0 3			

Non-Div. I Games:

Charleston So.

RPI	S	Opponent	Score	
329	A	Savannah St.	3	0
329	H	Savannah St.	3	0
329	N	Savannah St.	3	0

Charleston So.

C
h
a
r
l
e
s
t
o
n
S
o
.

C
h
a
r
l
e
s
t
o
n
S
o
.

Average RPI Win: 268		WON-LOST RECORD		WINNING PCT. RANK		LAST 10 GAMES		STRENGTH OF SCHEDULE		OPP. STRENGTH OF SCHEDULE		TEAM RPI		ADJ RPI		CONF. RPI		ADJ CONF. RPI	
DIV. I ONLY		4- 26		.13333 310		1- 9		134		262		287		.33683 296		14		14	
DIV. I NON-CONF.		4- 11		.26667 266		1- 0		164		304		262		.39502 268		13		15	
TOTALS		RPI 1-25		RPI 26-50		W-L RECORDS		RPI 51-100		RPI 101-150		RPI 150+							
4- 26		0- 0		0- 1		OVERALL		0- 5		0- 3		4- 17							
3- 11		0- 0		0- 1		HOME		0- 2		0- 0		3- 8							
0- 11		0- 0		0- 0		AWAY		0- 2		0- 2		0- 7							
1- 4		0- 0		0- 0		NEUTRAL		0- 1		0- 1		1- 2							
4- 11		0- 0		0- 0		NON-CONFERENCE		0- 3		0- 1		4- 7							
3- 4		0- 0		0- 0		HOME		0- 0		0- 0		3- 4							
0- 4		0- 0		0- 0		AWAY		0- 2		0- 0		0- 2							
1- 3		0- 0		0- 0		NEUTRAL		0- 1		0- 1		1- 1							
0- 15		0- 0		0- 1		CONFERENCE		0- 2		0- 2		0- 10							
0- 7		0- 0		0- 1		HOME		0- 2		0- 0		0- 4							
0- 7		0- 0		0- 0		AWAY		0- 0		0- 2		0- 5							
0- 1		0- 0		0- 0		NEUTRAL		0- 0		0- 0		0- 1							
RPI	S	Opponent		Score		RPI	S	Opponent		Score		RPI	S	Opponent		Score			
						29	H	Dayton		0 3		54	A	San Francisco		1 3			
												62	H	VCU		0 3			
												64	H	Xavier		0 3			
												77	A	Towson		1 3			
												87	N	Cal St. Northridge		0 3			
												108	A	Duquesne		0 3			
												132	N	LIU Brooklyn		1 3			
												145	A	Butler		0 3			
												165	A	George Washington		0 3			
												171	H	Loyola Chicago		0 3			
												179	A	Saint Louis		0 3			
												180	A	Temple		0 3			
												180	H	Temple		0 3			
												180	N	Temple		0 3			
												193	A	Penn		1 3			
												203	N	Villanova		0 3			
												223	A	Rhode Island		2 3			
												223	H	Rhode Island		0 3			
												224	H	Niagara		3 2			
												230	H	Charlotte		1 3			
												261	H	Manhattan		1 3			
												268	H	NJIT		3 2			
												273	A	Fordham		2 3			
												273	H	Fordham		1 3			
												278	N	Saint Francis (PA)		3 2			
												294	H	Bucknell		1 3			
												300	H	Lafayette		2 3			
												301	H	Rider		3 2			
												315	A	Delaware St.		0 3			
				LAST 10 GAMES															
						180	A	Temple		0 3		273	A	Fordham		2 3			
						179	A	Saint Louis		0 3		223	A	Rhode Island		2 3			
						145	A	Butler		0 3		268	H	NJIT		3 2			
						62	H	VCU		0 3		108	A	Duquesne		0 3			
						230	H	Charlotte		1 3		165	A	George Washington		0 3			

Non-Div. I Games:

La Salle

Average RPI Win:		317	WON-LOST RECORD		WINNING PCT. RANK	LAST 10 GAMES	STRENGTH OF SCHEDULE		OPP. STRENGTH OF SCHEDULE	TEAM RPI	ADJ RPI	CONF. RPI	ADJ CONF. RPI
Average RPI Loss:		194											
DIV. I ONLY			7- 15		.31818 268	4- 5	322		302	309	.32964 297	30	29
DIV. I NON-CONF.			7- 15		.31818 255	4- 5	314		316	307	.32964 310	29	30
TOTALS		RPI 1-25	RPI 26-50		W-L RECORDS		RPI 51-100		RPI 101-150		RPI 150+		
7- 15	0- 0		0- 0		OVERALL		0- 1		0- 4		7- 10		
3- 4	0- 0		0- 0		HOME		0- 0		0- 1		3- 3		
2- 8	0- 0		0- 0		AWAY		0- 1		0- 1		2- 6		
2- 3	0- 0		0- 0		NEUTRAL		0- 0		0- 2		2- 1		
7- 15	0- 0		0- 0		NON-CONFERENCE		0- 1		0- 4		7- 10		
3- 4	0- 0		0- 0		HOME		0- 0		0- 1		3- 3		
2- 8	0- 0		0- 0		AWAY		0- 1		0- 1		2- 6		
2- 3	0- 0		0- 0		NEUTRAL		0- 0		0- 2		2- 1		
0- 0	0- 0		0- 0		CONFERENCE		0- 0		0- 0		0- 0		
0- 0	0- 0		0- 0		HOME		0- 0		0- 0		0- 0		
0- 0	0- 0		0- 0		AWAY		0- 0		0- 0		0- 0		
0- 0	0- 0		0- 0		NEUTRAL		0- 0		0- 0		0- 0		
RPI S	Opponent	Score	RPI S	Opponent	Score	RPI S	Opponent	Score	RPI S	Opponent	Score		
						89 A	Missouri St.	0 3	113 N	Connecticut	0 3		
									117 N	Northern Ill.	0 3		
									134 A	Houston Baptist	0 3		
									134 H	Houston Baptist	0 3		
									186 A	Nicholls St.	2 3		
									186 H	Nicholls St.	1 3		
									197 A	La.-Lafayette	0 3		
									197 H	La.-Lafayette	0 3		
									239 A	Lamar	0 3		
									246 N	Neb. Omaha	0 3		
									260 A	Jackson St.	0 3		
									265 A	McNeese St.	0 3		
									265 H	McNeese St.	1 3		
									287 N	Prairie View	3 2		
									289 A	Texas Southern	2 3		
									309 H	Ark.-Pine Bluff	3 0		
									318 N	Mississippi Val.	3 0		
									324 A	Southern U.	3 1		
									324 H	Southern U.	3 0		
									330 A	Alcorn	3 0		
									330 H	Alcorn	3 0		
LAST 10 GAMES						197 A	La.-Lafayette	0 3	309 H	Ark.-Pine Bluff	3 0		
						265 A	McNeese St.	0 3	330 H	Alcorn	3 0		
						197 H	La.-Lafayette	0 3	186 H	Nicholls St.	1 3		
						134 A	Houston Baptist	0 3	324 H	Southern U.	3 0		
						324 A	Southern U.	3 1	260 A	Jackson St.	0 3		

Non-Div. I Games: Centenary (LA) 3 1

New Orleans

Average RPI Win:	322	WON-LOST RECORD	WINNING PCT. RANK	LAST 10 GAMES	STRENGTH OF SCHEDULE	OPP. STRENGTH OF SCHEDULE	TEAM RPI	ADJ RPI	CONF. RPI	ADJ CONF. RPI										
Average RPI Loss:	168																			
DIV. I ONLY	2- 30	.0625	325	0- 10	143	233	298	.32649	298	18	19									
DIV. I NON-CONF.	2- 16	.11111	304	0- 1	187	251	297	.34926	303	20	20									
<hr/>																				
TOTALS	RPI 1-25	RPI 26-50		W-L RECORDS	RPI 51-100		RPI 101-150		RPI 150+											
2- 30	0- 0	0- 0		OVERALL	0- 4		0- 7		2- 19											
1- 9	0- 0	0- 0		HOME	0- 1		0- 3		1- 5											
0- 13	0- 0	0- 0		AWAY	0- 2		0- 2		0- 9											
1- 8	0- 0	0- 0		NEUTRAL	0- 1		0- 2		1- 5											
<hr/>																				
2- 16	0- 0	0- 0		NON-CONFERENCE	0- 2		0- 5		2- 9											
1- 2	0- 0	0- 0		HOME	0- 0		0- 2		1- 0											
0- 6	0- 0	0- 0		AWAY	0- 1		0- 1		0- 4											
1- 8	0- 0	0- 0		NEUTRAL	0- 1		0- 2		1- 5											
<hr/>																				
0- 14	0- 0	0- 0		CONFERENCE	0- 2		0- 2		0- 10											
0- 7	0- 0	0- 0		HOME	0- 1		0- 1		0- 5											
0- 7	0- 0	0- 0		AWAY	0- 1		0- 1		0- 5											
0- 0	0- 0	0- 0		NEUTRAL	0- 0		0- 0		0- 0											
<hr/>																				
RPI S	Opponent	Score	RPI S	Opponent	Score	RPI S	Opponent	Score	RPI S	Opponent	Score									
						67 A	IPFW	0 3	114 N	IUPUI	0 3									
						83 A	Cleveland St.	0 3	120 N	Pittsburgh	0 3									
						83 H	Cleveland St.	0 3	129 A	Ball St.	0 3									
						90 N	Wyoming	0 3	139 A	Valparaiso	0 3									
						139 H	Valparaiso	2 3	141 H	Northern Ky.	0 3									
						145 H	Butler	0 3	151 N	Troy	2 3									
						158 A	Ill.-Chicago	1 3	158 H	Ill.-Chicago	0 3									
						171 A	Loyola Chicago	1 3	171 H	Loyola Chicago	2 3									
						172 N	UMES	2 3	177 A	Green Bay	0 3									
						177 H	Green Bay	0 3	181 A	Marshall	0 3									
						189 A	West Virginia	0 3	198 A	Youngstown St.	0 3									
						198 H	Youngstown St.	0 3	201 N	DePaul	0 3									
						220 A	Milwaukee	1 3	220 H	Milwaukee	2 3									
						220 H	Milwaukee	2 3	235 N	Miami (OH)	0 3									
						264 A	Eastern Ky.	0 3	264 A	Eastern Ky.	0 3									
						267 N	Radford	0 3	275 A	UT Martin	1 3									
						319 H	Chicago St.	3 1												
									LAST 10 GAMES											
									220 H	Milwaukee	2 3							139 A	Valparaiso	0 3
									177 H	Green Bay	0 3							171 H	Loyola Chicago	2 3
198 A	Youngstown St.	0 3	158 H	Ill.-Chicago	0 3															
83 A	Cleveland St.	0 3	177 A	Green Bay	0 3															
264 A	Eastern Ky.	0 3	220 A	Milwaukee	1 3															

Non-Div. I Games:

Wright St.

RPI	S	Opponent	Score	
325	N	Saint Peter's	3	1

Wright St.

W
r
i
g
h
t
S
t
.

W
r
i
g
h
t
S
t
.

Average RPI Win: 307		WON-LOST	WINNING	LAST 10	STRENGTH OF		OPP. STRENGTH	TEAM	ADJ	CONF.	ADJ CONF.
Average RPI Loss: 215		RECORD	PCT. RANK	GAMES	SCHEDULE		OF SCHEDULE	RPI	RPI	RPI	RPI
DIV. I ONLY		9- 14	.3913	227	4- 6		326	314	306	.32634	299
DIV. I NON-CONF.		2- 9	.18182	292	0- 3		256	231	298	.35728	293
TOTALS		RPI 1-25	RPI 26-50		W-L RECORDS		RPI 51-100		RPI 101-150		RPI 150+
9- 14	0- 0	0- 0		OVERALL		0- 3		0- 0		9- 11	
3- 3	0- 0	0- 0		HOME		0- 0		0- 0		3- 3	
4- 7	0- 0	0- 0		AWAY		0- 2		0- 0		4- 4	
2- 4	0- 0	0- 0		NEUTRAL		0- 1		0- 0		2- 3	
2- 9	0- 0	0- 0		NON-CONFERENCE		0- 3		0- 0		2- 6	
0- 1	0- 0	0- 0		HOME		0- 0		0- 0		0- 1	
0- 5	0- 0	0- 0		AWAY		0- 2		0- 0		0- 3	
2- 3	0- 0	0- 0		NEUTRAL		0- 1		0- 0		2- 2	
7- 5	0- 0	0- 0		CONFERENCE		0- 0		0- 0		7- 5	
3- 2	0- 0	0- 0		HOME		0- 0		0- 0		3- 2	
4- 2	0- 0	0- 0		AWAY		0- 0		0- 0		4- 2	
0- 1	0- 0	0- 0		NEUTRAL		0- 0		0- 0		0- 1	
RPI S	Opponent	Score	RPI S	Opponent	Score	RPI S	Opponent	Score	RPI S	Opponent	Score
						61 A	Clemson	0 3	152 N	Texas St.	0 3
						64 N	Xavier	0 3	210 A	UNC Greensboro	0 3
						70 A	Col. of Charleston	0 3	221 A	Florida A&M	0 3
									221 H	Florida A&M	2 3
									225 N	Coastal Caro.	3 2
									239 A	Lamar	0 3
									249 N	Hampton	1 3
									280 N	Tex.-Pan American	2 3
									290 A	Norfolk St.	3 1
									295 A	Charleston So.	1 3
									308 N	Louisiana Tech	3 1
									310 A	N.C. Central	3 1
									310 H	N.C. Central	0 3
									311 H	Campbell	1 3
									322 A	Bethune-Cookman	3 2
									322 H	Bethune-Cookman	3 0
									328 A	N.C. A&T	0 3
									328 H	N.C. A&T	3 1
									329 A	Savannah St.	3 1
									329 H	Savannah St.	3 0
LAST 10 GAMES											
						328 A	N.C. A&T	0 3	295 A	Charleston So.	1 3
						310 A	N.C. Central	3 1	70 A	Col. of Charleston	0 3
						329 H	Savannah St.	3 0	310 H	N.C. Central	0 3
						322 H	Bethune-Cookman	3 0	328 H	N.C. A&T	3 1
						221 H	Florida A&M	2 3	210 A	UNC Greensboro	0 3

Non-Div. I Games:

South Carolina St.

Average RPI Win: 312		WON-LOST RECORD		WINNING PCT. RANK		LAST 10 GAMES		STRENGTH OF SCHEDULE		OPP. STRENGTH OF SCHEDULE		TEAM RPI		ADJ RPI		CONF. RPI		ADJ CONF. RPI					
Average RPI Loss: 221																							
DIV. I ONLY		9- 17		.34615 248		1- 9		316		299		302		.32622 300		27		26					
DIV. I NON-CONF.		7- 5		.58333 133		0- 1		324		328		281		.38315 279		27		25					
TOTALS		RPI 1-25		RPI 26-50		W-L RECORDS		RPI 51-100		RPI 101-150		RPI 150+											
9- 17		0- 0		0- 0		OVERALL		0- 0		0- 3		9- 14											
6- 7		0- 0		0- 0		HOME		0- 0		0- 1		6- 6											
3- 9		0- 0		0- 0		AWAY		0- 0		0- 2		3- 7											
0- 1		0- 0		0- 0		NEUTRAL		0- 0		0- 0		0- 1											
7- 5		0- 0		0- 0		NON-CONFERENCE		0- 0		0- 1		7- 4											
5- 2		0- 0		0- 0		HOME		0- 0		0- 0		5- 2											
2- 3		0- 0		0- 0		AWAY		0- 0		0- 1		2- 2											
0- 0		0- 0		0- 0		NEUTRAL		0- 0		0- 0		0- 0											
2- 12		0- 0		0- 0		CONFERENCE		0- 0		0- 2		2- 10											
1- 5		0- 0		0- 0		HOME		0- 0		0- 1		1- 4											
1- 6		0- 0		0- 0		AWAY		0- 0		0- 1		1- 5											
0- 1		0- 0		0- 0		NEUTRAL		0- 0		0- 0		0- 1											
RPI	S	Opponent		Score		RPI	S	Opponent		Score		RPI	S	Opponent		Score		RPI	S	Opponent		Score	
														127	A	Rutgers	0	3					
														144	A	Army	0	3					
														144	H	Army	1	3					
														174	A	American	0	3					
														174	H	American	0	3					
														188	A	Colgate	0	3					
														188	H	Colgate	0	3					
														202	A	Lehigh	0	3					
														202	H	Lehigh	0	3					
														261	A	Manhattan	0	3					
														263	A	Navy	2	3					
														263	N	Navy	0	3					
														268	H	NJIT	2	3					
														273	A	Fordham	1	3					
														283	H	Coppin St.	2	3					
														294	A	Bucknell	2	3					
														294	H	Bucknell	3	1					
														296	A	La Salle	3	2					
														301	H	Rider	3	1					
														313	H	Fairleigh Dickinson	3	2					
														314	A	Holy Cross	3	1					
														314	H	Holy Cross	0	3					
														315	H	Delaware St.	3	1					
														323	A	St. Francis (NY)	3	2					
														323	H	St. Francis (NY)	3	2					
														325	H	Saint Peter's	3	1					
LAST 10 GAMES																							

Non-Div. I Games:

Lafayette

Loss, Non-Conf, S Site, H Home, A Away, N Neutral Page 329

RPI	S	Opponent	Score	
326	H	Providence	3	0

Rider

R
i
d
e
r

R
i
d
e
r

Average RPI Win:	315	WON-LOST	WINNING	LAST 10	STRENGTH OF	OPP. STRENGTH	TEAM	ADJ	CONF.	ADJ CONF.	
Average RPI Loss:	175	RECORD	PCT. RANK	GAMES	SCHEDULE	OF SCHEDULE	RPI	RPI	RPI	RPI	
DIV. I ONLY	3- 25	.10714	316	1- 9	207	259	303	.32287	302	24	24
DIV. I NON-CONF.	2- 10	.16667	297	0- 0	149	252	273	.39866	265	23	23
<hr/>											
TOTALS	RPI 1-25	RPI 26-50		W-L RECORDS		RPI 51-100		RPI 101-150		RPI 150+	
3- 25	0- 0	0- 3		OVERALL		0- 4		0- 2		3- 16	
1- 7	0- 0	0- 0		HOME		0- 1		0- 0		1- 6	
0- 12	0- 0	0- 1		AWAY		0- 2		0- 1		0- 8	
2- 6	0- 0	0- 2		NEUTRAL		0- 1		0- 1		2- 2	
<hr/>											
2- 10	0- 0	0- 3		NON-CONFERENCE		0- 2		0- 2		2- 3	
0- 0	0- 0	0- 0		HOME		0- 0		0- 0		0- 0	
0- 4	0- 0	0- 1		AWAY		0- 1		0- 1		0- 1	
2- 6	0- 0	0- 2		NEUTRAL		0- 1		0- 1		2- 2	
<hr/>											
1- 15	0- 0	0- 0		CONFERENCE		0- 2		0- 0		1- 13	
1- 7	0- 0	0- 0		HOME		0- 1		0- 0		1- 6	
0- 8	0- 0	0- 0		AWAY		0- 1		0- 0		0- 7	
0- 0	0- 0	0- 0		NEUTRAL		0- 0		0- 0		0- 0	
<hr/>											
RPI S	Opponent	Score	RPI S	Opponent	Score	RPI S	Opponent	Score	RPI S	Opponent	Score
			29 N	Dayton	0 3	64 A	Xavier	0 3	111 A	Samford	0 3
			30 A	Western Ky.	0 3	73 A	Morehead St.	0 3	114 N	IUPUI	0 3
			33 N	Marquette	0 3	73 H	Morehead St.	1 3	183 A	Belmont	0 3
						100 N	Ole Miss	0 3	183 H	Belmont	2 3
									184 A	Austin Peay	1 3
									190 A	Southeast Mo. St.	1 3
									206 A	Jacksonville St.	1 3
									206 H	Jacksonville St.	0 3
									219 A	Tennessee St.	0 3
									219 H	Tennessee St.	0 3
									243 A	Chattanooga	0 3
									257 H	Eastern Ill.	1 3
									264 A	Eastern Ky.	2 3
									264 H	Eastern Ky.	1 3
									275 H	UT Martin	2 3
									277 N	USC Upstate	0 3
									284 H	SIU Edwardsville	3 1
									292 A	Murray St.	0 3
									293 N	Gardner-Webb	1 3
									330 N	Alcorn	3 0
									330 N	Alcorn	3 0
<hr/>											
			LAST 10 GAMES								
			190 A	Southeast Mo. St.	1 3	73 A	Morehead St.	0 3			
			206 A	Jacksonville St.	1 3	219 H	Tennessee St.	0 3			
			257 H	Eastern Ill.	1 3	183 H	Belmont	2 3			
			284 H	SIU Edwardsville	3 1	73 H	Morehead St.	1 3			
			264 A	Eastern Ky.	2 3	264 H	Eastern Ky.	1 3			

Non-Div. I Games:

Tennessee Tech

[illegible]

Non-Div. I Games:

Hartford

RPI	S	Opponent	Score	
326	H	Providence	3	0

Hartford

H
a
r
t
f
o
r
d

H
a
r
t
f
o
r
d

Average RPI Win:	311	WON-LOST	WINNING	LAST 10	STRENGTH OF	OPP. STRENGTH	TEAM	ADJ	CONF.	ADJ CONF.	
Average RPI Loss:	208	RECORD	PCT. RANK	GAMES	SCHEDULE	OF SCHEDULE	RPI	RPI	RPI	RPI	
DIV. I ONLY		5- 21	.19231 301	5- 5	245	308	301	.32102 304	32	32	
DIV. I NON-CONF.		0- 13	0 318	0- 0	118	253	299	.34972 301	32	32	
<hr/>											
TOTALS	RPI 1-25	RPI 26-50		W-L RECORDS		RPI 51-100		RPI 101-150		RPI 150+	
5- 21	0- 0	0- 1		OVERALL		0- 1		0- 3		5- 16	
3- 8	0- 0	0- 0		HOME		0- 1		0- 1		3- 6	
2- 8	0- 0	0- 0		AWAY		0- 0		0- 2		2- 6	
0- 5	0- 0	0- 1		NEUTRAL		0- 0		0- 0		0- 4	
<hr/>											
0- 13	0- 0	0- 1		NON-CONFERENCE		0- 1		0- 3		0- 8	
0- 4	0- 0	0- 0		HOME		0- 1		0- 1		0- 2	
0- 4	0- 0	0- 0		AWAY		0- 0		0- 2		0- 2	
0- 5	0- 0	0- 1		NEUTRAL		0- 0		0- 0		0- 4	
<hr/>											
5- 8	0- 0	0- 0		CONFERENCE		0- 0		0- 0		5- 8	
3- 4	0- 0	0- 0		HOME		0- 0		0- 0		3- 4	
2- 4	0- 0	0- 0		AWAY		0- 0		0- 0		2- 4	
0- 0	0- 0	0- 0		NEUTRAL		0- 0		0- 0		0- 0	
<hr/>											
RPI S	Opponent	Score	RPI S	Opponent	Score	RPI S	Opponent	Score	RPI S	Opponent	Score
			32 N	St. Mary's (CA)	0 3	77 H	Towson	0 3	115 H	St. John's (NY)	0 3
									121 A	Seton Hall	0 3
									136 A	Delaware	0 3
									154 N	Boise St.	0 3
									172 A	UMES	0 3
									172 H	UMES	1 3
									174 H	American	1 3
									191 A	Sacramento St.	1 3
									233 H	UMBC	0 3
									248 N	Stony Brook	0 3
									249 A	Hampton	0 3
									249 H	Hampton	0 3
									258 A	Loyola Maryland	0 3
									283 A	Coppin St.	3 1
									283 H	Coppin St.	1 3
									290 A	Norfolk St.	1 3
									290 H	Norfolk St.	0 3
									295 N	Charleston So.	0 3
									301 N	Rider	1 3
									315 A	Delaware St.	3 1
									315 H	Delaware St.	3 2
			LAST 10 GAMES						320 A	Howard	1 3
			320 A	Howard	1 3	322 H	Bethune-Cookman	3 0	320 H	Howard	3 0
			315 H	Delaware St.	3 2	172 A	UMES	0 3	322 H	Bethune-Cookman	3 0
			172 H	UMES	1 3	283 A	Coppin St.	3 1			
			249 A	Hampton	0 3	320 H	Howard	3 0			
			290 A	Norfolk St.	1 3	315 A	Delaware St.	3 1			

Non-Div. I Games:

Morgan St.

Average RPI Win:	212	WON-LOST RECORD	WINNING PCT. RANK	LAST 10 GAMES		STRENGTH OF SCHEDULE	OPP. STRENGTH OF SCHEDULE	TEAM RPI	ADJ RPI	CONF. RPI	ADJ CONF. RPI		
DIV. I ONLY		2- 22	.08333	321	0- 10	202	254	305	.31662	305	23	23	
DIV. I NON-CONF.		1- 9	.1	307	0- 0	140	263	284	.36785	287	21	21	
<hr/>													
TOTALS	RPI 1-25			RPI 26-50	W-L RECORDS		RPI 51-100			RPI 101-150		RPI 150+	
2- 22	0- 0			0- 1	OVERALL		0- 2			0- 1		2- 18	
1- 6	0- 0			0- 0	HOME		0- 1			0- 0		1- 5	
0- 11	0- 0			0- 0	AWAY		0- 1			0- 1		0- 9	
1- 5	0- 0			0- 1	NEUTRAL		0- 0			0- 0		1- 4	
<hr/>													
1- 9	0- 0			0- 1	NON-CONFERENCE		0- 0			0- 1		1- 7	
0- 0	0- 0			0- 0	HOME		0- 0			0- 0		0- 0	
0- 4	0- 0			0- 0	AWAY		0- 0			0- 1		0- 3	
1- 5	0- 0			0- 1	NEUTRAL		0- 0			0- 0		1- 4	
<hr/>													
1- 13	0- 0			0- 0	CONFERENCE		0- 2			0- 0		1- 11	
1- 6	0- 0			0- 0	HOME		0- 1			0- 0		1- 5	
0- 7	0- 0			0- 0	AWAY		0- 1			0- 0		0- 6	
0- 0	0- 0			0- 0	NEUTRAL		0- 0			0- 0		0- 0	
<hr/>													
RPI	S	Opponent	Score	RPI	S	Opponent	Score	RPI	S	Opponent	Score		
				38	N	Michigan St.	0 3	72	A	Yale	0 3		
								72	H	Yale	1 3		
										113	A	Connecticut	0 3
										153	A	Columbia	1 3
										153	H	Columbia	0 3
										169	N	Fairfield	1 3
										169	N	Fairfield	0 3
										185	N	UCF	3 0
										192	N	Syracuse	1 3
										193	A	Penn	0 3
										193	H	Penn	0 3
										194	A	Princeton	0 3
										194	H	Princeton	0 3
										231	A	Buffalo	2 3
										232	A	New Hampshire	0 3
										238	A	Harvard	1 3
										238	H	Harvard	3 2
										256	A	Cornell	2 3
										256	H	Cornell	0 3
										270	A	Sacred Heart	0 3
										272	A	Brown	0 3
										272	H	Brown	0 3
										303	N	Hartford	1 3
				LAST 10 GAMES									
				72	A	Yale	0 3	194	A	Princeton	0 3		
				272	A	Brown	0 3	238	A	Harvard	1 3		
				153	H	Columbia	0 3	256	A	Cornell	2 3		
				256	H	Cornell	0 3	153	A	Columbia	1 3		
				193	A	Penn	0 3	272	H	Brown	0 3		

Non-Div. I Games:

Dartmouth

Average RPI Win:	315	WON-LOST	WINNING	LAST 10	STRENGTH OF	OPP. STRENGTH	TEAM	ADJ	CONF.	ADJ CONF.				
Average RPI Loss:	178	RECORD	PCT. RANK	GAMES	SCHEDULE	OF SCHEDULE	RPI	RPI	RPI	RPI				
DIV. I ONLY		6- 28	.17647	304	2- 8	249	271	299	.31523	306	20	20		
DIV. I NON-CONF.		6- 11	.35294	243	2- 0	309	313	293	.35553	295	22	22		
<hr/>														
TOTALS	RPI 1-25	RPI 26-50		W-L RECORDS		RPI 51-100		RPI 101-150		RPI 150+				
6- 28	0- 0	0- 0		OVERALL		0- 8		0- 3		6- 17				
3- 8	0- 0	0- 0		HOME		0- 3		0- 1		3- 4				
2- 11	0- 0	0- 0		AWAY		0- 4		0- 0		2- 7				
1- 9	0- 0	0- 0		NEUTRAL		0- 1		0- 2		1- 6				
<hr/>														
6- 11	0- 0	0- 0		NON-CONFERENCE		0- 2		0- 2		6- 7				
3- 0	0- 0	0- 0		HOME		0- 0		0- 0		3- 0				
2- 3	0- 0	0- 0		AWAY		0- 1		0- 0		2- 2				
1- 8	0- 0	0- 0		NEUTRAL		0- 1		0- 2		1- 5				
<hr/>														
0- 17	0- 0	0- 0		CONFERENCE		0- 6		0- 1		0- 10				
0- 8	0- 0	0- 0		HOME		0- 3		0- 1		0- 4				
0- 8	0- 0	0- 0		AWAY		0- 3		0- 0		0- 5				
0- 1	0- 0	0- 0		NEUTRAL		0- 0		0- 0		0- 1				
<hr/>														
RPI S	Opponent	Score	RPI S	Opponent	Score	RPI S	Opponent	Score	RPI S	Opponent	Score			
						70 A Col. of Charleston	0	3	111 H Samford	0	3			
						70 H Col. of Charleston	0	3	130 N Denver	1	3			
						76 A Ga. Southern	0	3	144 N Army	0	3			
						76 H Ga. Southern	0	3	178 N Air Force	0	3			
						82 A UNLV	0	3	200 A Wofford	0	3			
						84 N Northern Ariz.	0	3	200 H Wofford	1	3			
						97 A Furman	0	3	200 N Wofford	2	3			
						97 H Furman	0	3	209 A Davidson	0	3			
									209 H Davidson	2	3			
									210 A UNC Greensboro	2	3			
									211 N CSU Bakersfield	0	3			
									215 H Elon	0	3			
									227 A UNC Wilmington	0	3			
									243 H Chattanooga	2	3			
									263 N Navy	1	3			
						267 A Radford	2	3						
						274 A Western Caro.	0	3						
						278 N Saint Francis (PA)	2	3						
						282 A Appalachian St.	1	3						
						292 N Murray St.	0	3						
						295 A Charleston So.	3	0						
						295 H Charleston So.	3	2						
						312 N Stetson	3	2						
						328 H N.C. A&T	3	0						
						329 A Savannah St.	3	0						
						329 H Savannah St.	3	0						
						LAST 10 GAMES			LAST 10 GAMES			LAST 10 GAMES		
						215 H Elon	0	3	209 H Davidson	2	3	295 H Charleston So.	3	2
						70 A Col. of Charleston	0	3	76 H Ga. Southern	0	3	312 N Stetson	3	2
						200 A Wofford	0	3	328 H N.C. A&T	3	0	328 H N.C. A&T	3	0
97 A Furman	0	3	282 A Appalachian St.	1	3	329 A Savannah St.	3	0						
329 A Savannah St.	3	0	274 A Western Caro.	0	3	329 H Savannah St.	3	0						

Non-Div. I Games:

Citadel

RPI	S	Opponent	Score	
321	H	Quinnipiac	3	1
323	A	St. Francis (NY)	3	1
323	H	St. Francis (NY)	3	1
323	N	St. Francis (NY)	3	0
326	H	Providence	3	0
328	N	N.C. A&T	3	2

Bryant

B
r
y
a
n
t

B
r
y
a
n
t

Average RPI Win: 310		WON-LOST RECORD		WINNING PCT. RANK		LAST 10 GAMES		STRENGTH OF SCHEDULE		OPP. STRENGTH OF SCHEDULE		TEAM RPI		ADJ RPI		CONF. RPI		ADJ CONF. RPI	
DIV. I ONLY		3- 26		.10345 318		0- 10		261		243		310		.31193 308		17		16	
DIV. I NON-CONF.		3- 9		.25 268		0- 0		315		318		317		.31943 315		16		16	
TOTALS		RPI 1-25		RPI 26-50		W-L RECORDS		RPI 51-100		RPI 101-150		RPI 150+							
3- 26		0- 0		0- 0		OVERALL		0- 5		0- 7		3- 14							
1- 9		0- 0		0- 0		HOME		0- 2		0- 3		1- 4							
0- 12		0- 0		0- 0		AWAY		0- 2		0- 4		0- 6							
2- 5		0- 0		0- 0		NEUTRAL		0- 1		0- 0		2- 4							
3- 9		0- 0		0- 0		NON-CONFERENCE		0- 1		0- 1		3- 7							
1- 0		0- 0		0- 0		HOME		0- 0		0- 0		1- 0							
0- 4		0- 0		0- 0		AWAY		0- 0		0- 1		0- 3							
2- 5		0- 0		0- 0		NEUTRAL		0- 1		0- 0		2- 4							
0- 17		0- 0		0- 0		CONFERENCE		0- 4		0- 6		0- 7							
0- 9		0- 0		0- 0		HOME		0- 2		0- 3		0- 4							
0- 8		0- 0		0- 0		AWAY		0- 2		0- 3		0- 3							
0- 0		0- 0		0- 0		NEUTRAL		0- 0		0- 0		0- 0							
RPI	S	Opponent		Score	RPI	S	Opponent		Score	RPI	S	Opponent		Score					
							56 N	Central Ark.	0 3			107 A	Utah St.	0 3					
							91 A	UTSA	0 3			107 H	Utah St.	1 3					
							91 H	UTSA	0 3			109 A	Northwestern St.	0 3					
							94 A	New Mexico St.	1 3			130 A	Denver	0 3					
							94 H	New Mexico St.	1 3			130 H	Denver	1 3					
												133 A	Idaho	0 3					
												133 H	Idaho	0 3					
												152 A	Texas St.	0 3					
												152 H	Texas St.	0 3					
												187 A	San Jose St.	1 3					
												187 H	San Jose St.	0 3					
												207 N	South Ala.	1 3					
												228 H	Texas-Arlington	1 3					
												236 A	Seattle	2 3					
												236 H	Seattle	2 3					
												239 A	Lamar	1 3					
												242 A	Southeastern La.	0 3					
												262 N	Weber St.	0 3					
												279 A	Southern Miss.	0 3					
												280 N	Tex.-Pan American	3 1					
												285 N	Tulane	1 3					
												299 N	South Carolina St.	1 3					
												324 N	Southern U.	3 0					
												327 H	Grambling	3 0					
LAST 10 GAMES																			
							236 A	Seattle	2 3			187 A	San Jose St.	1 3					
							133 A	Idaho	0 3			94 H	New Mexico St.	1 3					
							91 H	UTSA	0 3			130 H	Denver	1 3					
							152 H	Texas St.	0 3			133 H	Idaho	0 3					
							107 A	Utah St.	0 3			236 H	Seattle	2 3					

Non-Div. I Games:

Louisiana Tech

Average RPI Win: 321		WON-LOST RECORD		WINNING PCT. RANK		LAST 10 GAMES		STRENGTH OF SCHEDULE		OPP. STRENGTH OF SCHEDULE		TEAM RPI		ADJ RPI		CONF. RPI		ADJ CONF. RPI	
DIV. I ONLY		8- 13		.38095 232		4- 2		325		329		314		.30244 309		33		33	
DIV. I NON-CONF.		0- 6		0 318		0- 0		116		266		300		.35473 296		33		33	
TOTALS		RPI 1-25		RPI 26-50		W-L RECORDS		RPI 51-100		RPI 101-150		RPI 150+							
8- 13		0- 0		0- 0		OVERALL		0- 1		0- 1		8- 11							
5- 2		0- 0		0- 0		HOME		0- 0		0- 1		5- 1							
3- 7		0- 0		0- 0		AWAY		0- 1		0- 0		3- 6							
0- 4		0- 0		0- 0		NEUTRAL		0- 0		0- 0		0- 4							
0- 6		0- 0		0- 0		NON-CONFERENCE		0- 1		0- 1		0- 4							
0- 1		0- 0		0- 0		HOME		0- 0		0- 1		0- 0							
0- 3		0- 0		0- 0		AWAY		0- 1		0- 0		0- 2							
0- 2		0- 0		0- 0		NEUTRAL		0- 0		0- 0		0- 2							
8- 7		0- 0		0- 0		CONFERENCE		0- 0		0- 0		8- 7							
5- 1		0- 0		0- 0		HOME		0- 0		0- 0		5- 1							
3- 4		0- 0		0- 0		AWAY		0- 0		0- 0		3- 4							
0- 2		0- 0		0- 0		NEUTRAL		0- 0		0- 0		0- 2							
RPI S	Opponent	Score		RPI S	Opponent	Score		RPI S	Opponent	Score		RPI S	Opponent	Score					
								56 A	Central Ark.	0	3	147 H	UTEP	0	3				
												156 N	South Dakota	0	3				
												206 N	Jacksonville St.	0	3				
												219 A	Tennessee St.	0	3				
												260 N	Jackson St.	0	3				
												287 A	Prairie View	2	3				
												287 H	Prairie View	0	3				
												289 A	Texas Southern	0	3				
												289 H	Texas Southern	3	0				
												289 N	Texas Southern	1	3				
												297 A	New Orleans	0	3				
												318 A	Mississippi Val.	1	3				
												318 H	Mississippi Val.	3	1				
												324 A	Southern U.	3	1				
												324 A	Southern U.	2	3				
												324 H	Southern U.	3	0				
												327 A	Grambling	3	1				
												327 H	Grambling	3	0				
												330 A	Alcorn	3	0				
												330 H	Alcorn	3	0				
LAST 10 GAMES																			
						324 H	Southern U.	3	0	324 A	Southern U.	3	1						
						289 A	Texas Southern	0	3	287 H	Prairie View	0	3						
						287 A	Prairie View	2	3	297 A	New Orleans	0	3						
						327 A	Grambling	3	1	289 N	Texas Southern	1	3						
						330 H	Alcorn	3	0	324 A	Southern U.	2	3						
Non-Div. I Games:		Fisk		3 0		Ark.-Monticello		1 3		Henderson St.		1 3		Ark.-Monticello		1 3		Ark.-Pine Bluff	
		Henderson St.		3 1															

Average RPI Win: 300		WON-LOST RECORD		WINNING PCT. RANK		LAST 10 GAMES		STRENGTH OF SCHEDULE		OPP. STRENGTH OF SCHEDULE		TEAM RPI		ADJ RPI		CONF. RPI		ADJ CONF. RPI	
Average RPI Loss: 227																			
DIV. I ONLY		8- 21		.27586 280		5- 5		313		318		312		.29006 310		32		32	
DIV. I NON-CONF.		1- 17		.05556 315		0- 1		227		284		315		.29785 319		32		32	
TOTALS		RPI 1-25		RPI 26-50		W-L RECORDS		RPI 51-100		RPI 101-150		RPI 150+							
8- 21		0- 0		0- 0		OVERALL		0- 0		0- 2		8- 19							
3- 8		0- 0		0- 0		HOME		0- 0		0- 1		3- 7							
4- 7		0- 0		0- 0		AWAY		0- 0		0- 0		4- 7							
1- 6		0- 0		0- 0		NEUTRAL		0- 0		0- 1		1- 5							
1- 17		0- 0		0- 0		NON-CONFERENCE		0- 0		0- 2		1- 15							
0- 5		0- 0		0- 0		HOME		0- 0		0- 1		0- 4							
0- 6		0- 0		0- 0		AWAY		0- 0		0- 0		0- 6							
1- 6		0- 0		0- 0		NEUTRAL		0- 0		0- 1		1- 5							
7- 4		0- 0		0- 0		CONFERENCE		0- 0		0- 0		7- 4							
3- 3		0- 0		0- 0		HOME		0- 0		0- 0		3- 3							
4- 1		0- 0		0- 0		AWAY		0- 0		0- 0		4- 1							
0- 0		0- 0		0- 0		NEUTRAL		0- 0		0- 0		0- 0							
RPI S	Opponent	Score		RPI S	Opponent	Score		RPI S	Opponent	Score		RPI S	Opponent	Score					
												102 N	Alabama	0		3			
												128 H	Liberty	0		3			
												151 N	Troy	0		3			
												164 N	High Point	0		3			
												177 N	Green Bay	0		3			
												209 A	Davidson	0		3			
												210 H	UNC Greensboro	1		3			
												214 A	Kennesaw St.	0		3			
												215 A	Elon	0		3			
												219 N	Tennessee St.	3		0			
												221 A	Florida A&M	0		3			
												221 H	Florida A&M	2		3			
												227 A	UNC Wilmington	0		3			
												234 H	Bradley	1		3			
												243 N	Chattanooga	0		3			
												249 H	Hampton	3		0			
												254 H	Winthrop	0		3			
												267 A	Radford	1		3			
												293 N	Gardner-Webb	1		3			
												299 A	South Carolina St.	3		0			
												299 H	South Carolina St.	1		3			
						LAST 10 GAMES						311 A	Campbell	0		3			
						329 H Savannah St.		3	0			311 H	Campbell	0		3			
						299 H South Carolina St.		1	3			322 A	Bethune-Cookman	3		0			
						221 A Florida A&M		0	3			322 H	Bethune-Cookman	0		3			
						322 A Bethune-Cookman		3	0			328 A	N.C. A&T	3		2			
						328 H N.C. A&T		3	1			328 H	N.C. A&T	3		1			

Non-Div. I Games:

N.C. Central

RPI	S	Opponent	Score	
329	A	Savannah St.	3	0
329	H	Savannah St.	3	0

N.C. Central

N
.
C
.
C
e
n
t
r
a
l

N
.
C
.
C
e
n
t
r
a
l

Average RPI Win:	307	WON-LOST	WINNING	LAST 10	STRENGTH OF	OPP. STRENGTH	TEAM	ADJ	CONF.	ADJ CONF.	
Average RPI Loss:	214	RECORD	PCT. RANK	GAMES	SCHEDULE	OF SCHEDULE	RPI	RPI	RPI	RPI	
DIV. I ONLY	7- 24	.22581	291	0- 10	302	282	311	.28934	311	25	27
DIV. I NON-CONF.	7- 10	.41176	214	0- 0	323	278	301	.34947	302	28	27
<hr/>											
TOTALS	RPI 1-25	RPI 26-50		W-L RECORDS	RPI 51-100		RPI 101-150		RPI 150+		
7- 24	0- 0	0- 1		OVERALL	0- 0		0- 4		7- 19		
2- 7	0- 0	0- 0		HOME	0- 0		0- 1		2- 6		
3- 11	0- 0	0- 1		AWAY	0- 0		0- 2		3- 8		
2- 6	0- 0	0- 0		NEUTRAL	0- 0		0- 1		2- 5		
<hr/>											
7- 10	0- 0	0- 1		NON-CONFERENCE	0- 0		0- 2		7- 7		
2- 0	0- 0	0- 0		HOME	0- 0		0- 0		2- 0		
3- 4	0- 0	0- 1		AWAY	0- 0		0- 1		3- 2		
2- 6	0- 0	0- 0		NEUTRAL	0- 0		0- 1		2- 5		
<hr/>											
0- 14	0- 0	0- 0		CONFERENCE	0- 0		0- 2		0- 12		
0- 7	0- 0	0- 0		HOME	0- 0		0- 1		0- 6		
0- 7	0- 0	0- 0		AWAY	0- 0		0- 1		0- 6		
0- 0	0- 0	0- 0		NEUTRAL	0- 0		0- 0		0- 0		
<hr/>											
RPI S	Opponent	Score	RPI S	Opponent	Score	RPI S	Opponent	Score	RPI S	Opponent	Score
			43 A	North Carolina St.	0 3				123 N	Central Mich.	0 3
									128 A	Liberty	0 3
									128 H	Liberty	0 3
									143 A	Wake Forest	0 3
									164 A	High Point	1 3
									164 H	High Point	1 3
									195 A	William & Mary	1 3
									213 N	Georgetown	1 3
									216 A	Presbyterian	0 3
									218 N	Toledo	0 3
									225 A	Coastal Caro.	0 3
									225 H	Coastal Caro.	2 3
									227 A	UNC Wilmington	0 3
									230 N	Charlotte	0 3
									254 A	Winthrop	1 3
									261 N	Manhattan	3 1
									267 A	Radford	0 3
									267 H	Radford	0 3
									269 H	UNC Asheville	0 3
									274 N	Western Caro.	2 3
									282 N	Appalachian St.	0 3
			LAST 10 GAMES						293 H	Gardner-Webb	0 3
			295 A	Charleston So.	0 3	293 H	Gardner-Webb	0 3	295 A	Charleston So.	0 3
			225 A	Coastal Caro.	0 3	164 A	High Point	1 3	295 H	Charleston So.	0 3
			128 H	Liberty	0 3	254 A	Winthrop	1 3	299 A	South Carolina St.	3 1
			267 H	Radford	0 3	216 A	Presbyterian	0 3	310 A	N.C. Central	3 0
			269 H	UNC Asheville	0 3	267 A	Radford	0 3	310 H	N.C. Central	3 0

Non-Div. I Games:

Campbell

RPI	S	Opponent	Score	
316	A	East Carolina	3	2
322	N	Bethune-Cookman	3	0
328	H	N.C. A&T	3	2

Campbell

C
a
m
p
b
e
l
l

C
a
m
p
b
e
l
l

Average RPI Win: 315		WON-LOST RECORD		WINNING PCT. RANK		LAST 10 GAMES		STRENGTH OF SCHEDULE		OPP. STRENGTH OF SCHEDULE		TEAM RPI		ADJ RPI		CONF. RPI		ADJ CONF. RPI	
DIV. I ONLY		4- 31		.11429 315		0- 10		254		272		307		.28781 312		21		21	
DIV. I NON-CONF.		4- 13		.23529 275		0- 0		306		310		313		.31792 316		24		24	
TOTALS		RPI 1-25		RPI 26-50		W-L RECORDS		RPI 51-100		RPI 101-150		RPI 150+							
4- 31		0- 0		0- 0		OVERALL		0- 3		0- 5		4- 23							
2- 14		0- 0		0- 0		HOME		0- 2		0- 2		2- 10							
2- 10		0- 0		0- 0		AWAY		0- 1		0- 2		2- 7							
0- 7		0- 0		0- 0		NEUTRAL		0- 0		0- 1		0- 6							
4- 13		0- 0		0- 0		NON-CONFERENCE		0- 1		0- 1		4- 11							
2- 5		0- 0		0- 0		HOME		0- 1		0- 0		2- 4							
2- 1		0- 0		0- 0		AWAY		0- 0		0- 0		2- 1							
0- 7		0- 0		0- 0		NEUTRAL		0- 0		0- 1		0- 6							
0- 18		0- 0		0- 0		CONFERENCE		0- 2		0- 4		0- 12							
0- 9		0- 0		0- 0		HOME		0- 1		0- 2		0- 6							
0- 9		0- 0		0- 0		AWAY		0- 1		0- 2		0- 6							
0- 0		0- 0		0- 0		NEUTRAL		0- 0		0- 0		0- 0							
RPI	S	Opponent		Score	RPI	S	Opponent		Score	RPI	S	Opponent		Score					
							56 H	Central Ark.	0 3			116 A	FGCU	1 3					
							96 A	Lipscomb	0 3			116 H	FGCU	0 3					
							96 H	Lipscomb	1 3			127 N	Rutgers	0 3					
												141 A	Northern Ky.	0 3					
												141 H	Northern Ky.	0 3					
												156 N	South Dakota	0 3					
												159 A	North Florida	0 3					
												159 H	North Florida	1 3					
												161 A	East Tenn. St.	0 3					
												161 H	East Tenn. St.	2 3					
												200 H	Wofford	1 3					
												200 N	Wofford	0 3					
												206 N	Jacksonville St.	2 3					
												214 A	Kennesaw St.	0 3					
												214 H	Kennesaw St.	0 3					
												219 N	Tennessee St.	1 3					
												222 A	Jacksonville	0 3					
												222 H	Jacksonville	0 3					
												227 N	UNC Wilmington	0 3					
												229 A	Mercer	1 3					
												229 H	Mercer	0 3					
												249 H	Hampton	1 3					
												277 A	USC Upstate	0 3					
												277 H	USC Upstate	0 3					
												281 H	Fla. Atlantic	2 3					
												281 H	Fla. Atlantic	2 3					
												290 A	Norfolk St.	3 2					
					LAST 10 GAMES														
							96 H	Lipscomb	1 3			116 A	FGCU	1 3					
							141 H	Northern Ky.	0 3			222 A	Jacksonville	0 3					
							161 A	East Tenn. St.	0 3			229 H	Mercer	0 3					
							277 A	USC Upstate	0 3			214 H	Kennesaw St.	0 3					
							159 H	North Florida	1 3			96 A	Lipscomb	0 3					

Non-Div. I Games:

Stetson

RPI	S	Opponent	Score	
295	A	Charleston So.	0	3
306	N	Citadel	2	3
317	A	Alabama St.	3	1
322	H	Bethune-Cookman	3	0
329	H	Savannah St.	3	0

Stetson

S
t
e
t
s
o
n

S
t
e
t
s
o
n

[illegible]

Non-Div. I Games:

Fairleigh Dickinson

RPI	S	Opponent	Score	
326	N	Providence	3	2

Fairleigh Dickinson

F
a
i
r
l
e
i
g
h
D
i
c
k
i
n
s
o
n

F
a
i
r
l
e
i
g
h
D
i
c
k
i
n
s
o
n

[illegible]

Non-Div. I Games:

Holy Cross

RPI	S	Opponent	Score	
303	H	Hartford	2	3
307	A	Bryant	0	3
307	H	Bryant	3	0

Holy Cross

H
o
l
y
c
r
o
s
s

H
o
l
y
c
r
o
s
s

Average RPI Win:	311	WON-LOST	WINNING	LAST 10	STRENGTH OF	OPP. STRENGTH	TEAM	ADJ	CONF.	ADJ CONF.	
Average RPI Loss:	239	RECORD	PCT. RANK	GAMES	SCHEDULE	OF SCHEDULE	RPI	RPI	RPI	RPI	
DIV. I ONLY	5- 21	.19231	301	1- 9	304	312	318	.27702	315	32	32
DIV. I NON-CONF.	3- 11	.21429	280	0- 2	297	307	312	.32823	311	32	32
<hr/>											
TOTALS	RPI 1-25	RPI 26-50		W-L RECORDS		RPI 51-100		RPI 101-150		RPI 150+	
5- 21	0- 0	0- 0		OVERALL		0- 0		0- 3		5- 18	
2- 7	0- 0	0- 0		HOME		0- 0		0- 0		2- 7	
2- 9	0- 0	0- 0		AWAY		0- 0		0- 1		2- 8	
1- 5	0- 0	0- 0		NEUTRAL		0- 0		0- 2		1- 3	
3- 11	0- 0	0- 0		NON-CONFERENCE		0- 0		0- 3		3- 8	
1- 2	0- 0	0- 0		HOME		0- 0		0- 0		1- 2	
1- 4	0- 0	0- 0		AWAY		0- 0		0- 1		1- 3	
1- 5	0- 0	0- 0		NEUTRAL		0- 0		0- 2		1- 3	
2- 10	0- 0	0- 0		CONFERENCE		0- 0		0- 0		2- 10	
1- 5	0- 0	0- 0		HOME		0- 0		0- 0		1- 5	
1- 5	0- 0	0- 0		AWAY		0- 0		0- 0		1- 5	
0- 0	0- 0	0- 0		NEUTRAL		0- 0		0- 0		0- 0	
RPI	S	Opponent	Score	RPI	S	Opponent	Score	RPI	S	Opponent	Score
								132	N	LIU Brooklyn	0 3
								136	A	Delaware	0 3
								138	N	UMKC	1 3
								164	N	High Point	0 3
								172	A	UMES	0 3
								172	H	UMES	0 3
								202	A	Lehigh	0 3
								227	A	UNC Wilmington	0 3
								230	N	Charlotte	0 3
								249	A	Hampton	0 3
								249	H	Hampton	0 3
								278	H	Saint Francis (PA)	1 3
								283	A	Coppin St.	0 3
								283	H	Coppin St.	1 3
								290	A	Norfolk St.	1 3
								290	H	Norfolk St.	1 3
								293	A	Gardner-Webb	3 2
								296	H	La Salle	3 0
								300	A	Lafayette	1 3
								301	H	Rider	1 3
								304	A	Morgan St.	2 3
								304	H	Morgan St.	1 3
								313	N	Fairleigh Dickinson	2 3
								320	A	Howard	3 0
								320	H	Howard	3 2
								325	N	Saint Peter's	3 0
LAST 10 GAMES											
		290 A Norfolk St.	1 3			301 H Rider	1 3			313 N Fairleigh Dickinson	2 3
		249 A Hampton	0 3			202 A Lehigh	0 3			320 A Howard	3 0
		304 A Morgan St.	2 3			172 A UMES	0 3			320 H Howard	3 2
		283 A Coppin St.	0 3			249 H Hampton	0 3			325 N Saint Peter's	3 0
		320 H Howard	3 2			290 H Norfolk St.	1 3				

Non-Div. I Games:

Delaware St.

[illegible]

Non-Div. I Games:

East Carolina

Average RPI Win: 316		WON-LOST RECORD		WINNING PCT. RANK		LAST 10 GAMES		STRENGTH OF SCHEDULE		OPP. STRENGTH OF SCHEDULE		TEAM RPI		ADJ RPI		CONF. RPI		ADJ CONF. RPI	
Average RPI Loss: 222																			
DIV. I ONLY		7- 25		.21875 294		4- 6		303		319		315		.27403 317		33		33	
DIV. I NON-CONF.		1- 19		.05 317		1- 2		261		262		321		.28686 323		33		33	
TOTALS		RPI 1-25		RPI 26-50		W-L RECORDS		RPI 51-100		RPI 101-150		RPI 150+							
7- 25		0- 0		0- 0		OVERALL		0- 0		0- 3		7- 22							
1- 14		0- 0		0- 0		HOME		0- 0		0- 1		1- 13							
3- 5		0- 0		0- 0		AWAY		0- 0		0- 2		3- 3							
3- 6		0- 0		0- 0		NEUTRAL		0- 0		0- 0		3- 6							
1- 19		0- 0		0- 0		NON-CONFERENCE		0- 0		0- 3		1- 16							
0- 11		0- 0		0- 0		HOME		0- 0		0- 1		0- 10							
1- 3		0- 0		0- 0		AWAY		0- 0		0- 2		1- 1							
0- 5		0- 0		0- 0		NEUTRAL		0- 0		0- 0		0- 5							
6- 6		0- 0		0- 0		CONFERENCE		0- 0		0- 0		6- 6							
1- 3		0- 0		0- 0		HOME		0- 0		0- 0		1- 3							
2- 2		0- 0		0- 0		AWAY		0- 0		0- 0		2- 2							
3- 1		0- 0		0- 0		NEUTRAL		0- 0		0- 0		3- 1							
RPI S	Opponent	Score		RPI S	Opponent	Score		RPI S	Opponent	Score		RPI S	Opponent	Score					
												102 A	Alabama	0 3					
												118 H	North Texas	0 3					
												124 A	Washington St.	0 3					
												151 H	Troy	0 3					
												161 N	East Tenn. St.	2 3					
												172 H	UMES	0 3					
												184 N	Austin Peay	0 3					
												206 H	Jacksonville St.	0 3					
												211 H	CSU Bakersfield	1 3					
												211 H	CSU Bakersfield	0 3					
												214 H	Kennesaw St.	0 3					
												219 H	Tennessee St.	0 3					
												236 N	Seattle	0 3					
												239 N	Lamar	0 3					
												242 H	Southeastern La.	1 3					
												243 A	Chattanooga	0 3					
												260 A	Jackson St.	2 3					
												260 H	Jackson St.	0 3					
												260 N	Jackson St.	1 3					
												262 N	Weber St.	0 3					
												275 H	UT Martin	0 3					
						LAST 10 GAMES						286 A	Alabama A&M	1 3					
						318 H Mississippi Val.		2 3			329 A Savannah St.	3 0	286 H Alabama A&M	1 3					
						286 H Alabama A&M		1 3			211 H CSU Bakersfield	1 3	287 N Prairie View	3 0					
						260 H Jackson St.		0 3			211 H CSU Bakersfield	0 3	289 N Texas Southern	3 1					
						318 A Mississippi Val.		3 0			260 A Jackson St.	2 3	312 H Stetson	1 3					
						330 A Alcorn		3 0			289 N Texas Southern	3 1	318 A Mississippi Val.	3 0					

Non-Div. I Games:

Alabama St.

RPI	S	Opponent	Score	
318	H	Mississippi Val.	2	3
327	N	Grambling	3	0
329	A	Savannah St.	3	0
330	A	Alcorn	3	0
330	H	Alcorn	3	0

Alabama St.

A
l
a
b
a
m
a
S
t
.

A
l
a
b
a
m
a
S
t
.

Average RPI Win:	324	WON-LOST	WINNING	LAST 10	STRENGTH OF	OPP. STRENGTH	TEAM	ADJ	CONF.	ADJ CONF.									
Average RPI Loss:	288	RECORD	PCT. RANK	GAMES	SCHEDULE	OF SCHEDULE	RPI	RPI	RPI	RPI									
DIV. I ONLY	8- 10	.44444	201	5- 4	330	330	323	.27373	318	33	33								
DIV. I NON-CONF.	0- 1	0	318	0- 0	328	330	330	.21367	329	33	33								
<hr/>																			
TOTALS	RPI 1-25	RPI 26-50		W-L RECORDS		RPI 51-100		RPI 101-150		RPI 150+									
8- 10	0- 0	0- 0		OVERALL		0- 0		0- 0		8- 10									
4- 3	0- 0	0- 0		HOME		0- 0		0- 0		4- 3									
4- 4	0- 0	0- 0		AWAY		0- 0		0- 0		4- 4									
0- 3	0- 0	0- 0		NEUTRAL		0- 0		0- 0		0- 3									
<hr/>																			
0- 1	0- 0	0- 0		NON-CONFERENCE		0- 0		0- 0		0- 1									
0- 0	0- 0	0- 0		HOME		0- 0		0- 0		0- 0									
0- 0	0- 0	0- 0		AWAY		0- 0		0- 0		0- 0									
0- 1	0- 0	0- 0		NEUTRAL		0- 0		0- 0		0- 1									
<hr/>																			
8- 9	0- 0	0- 0		CONFERENCE		0- 0		0- 0		8- 9									
4- 3	0- 0	0- 0		HOME		0- 0		0- 0		4- 3									
4- 4	0- 0	0- 0		AWAY		0- 0		0- 0		4- 4									
0- 2	0- 0	0- 0		NEUTRAL		0- 0		0- 0		0- 2									
<hr/>																			
RPI	S	Opponent	Score	RPI	S	Opponent	Score	RPI	S	Opponent	Score								
								260	A	Jackson St.	0	3							
								260	H	Jackson St.	0	3							
								286	A	Alabama A&M	0	3							
								286	H	Alabama A&M	1	3							
								287	N	Prairie View	1	3							
								289	A	Texas Southern	1	3							
								289	N	Texas Southern	1	3							
								297	N	New Orleans	0	3							
								309	A	Ark.-Pine Bluff	1	3							
								309	H	Ark.-Pine Bluff	3	1							
								317	A	Alabama St.	3	2							
								317	H	Alabama St.	0	3							
								324	A	Southern U.	3	1							
								324	H	Southern U.	3	0							
								327	A	Grambling	3	2							
								327	H	Grambling	3	0							
								330	A	Alcorn	3	0							
								330	H	Alcorn	3	0							
								<hr/>											
								LAST 10 GAMES											
317 A Alabama St.				3	2	260 A Jackson St.				0	3								
260 H Jackson St.				0	3	330 H Alcorn				3	0								
330 A Alcorn				3	0	327 H Grambling				3	0								
317 H Alabama St.				0	3	324 A Southern U.				3	1								
286 H Alabama A&M				1	3	289 N Texas Southern				1	3								
<hr/>																			
Non-Div. I Games:	Union (TN)	0	3	Tougaloo	1	3	Tougaloo	3	1	Ark.-Monticello	1	3							
Mississippi Val.																			

Average RPI Win:	306	WON-LOST	WINNING	LAST 10	STRENGTH OF	OPP. STRENGTH	TEAM	ADJ	CONF.	ADJ CONF.				
Average RPI Loss:	203	RECORD	PCT. RANK	GAMES	SCHEDULE	OF SCHEDULE	RPI	RPI	RPI	RPI				
DIV. I ONLY		2- 28	.06667	324	0- 10	269	276	317	.26837	319	28	25		
DIV. I NON-CONF.		2- 20	.09091	309	0- 4	266	267	318	.28991	321	25	26		
<hr/>														
TOTALS	RPI 1-25	RPI 26-50		W-L RECORDS		RPI 51-100		RPI 101-150		RPI 150+				
2- 28	0- 0	0- 0		OVERALL		0- 0		0- 7		2- 21				
0- 7	0- 0	0- 0		HOME		0- 0		0- 3		0- 4				
1- 11	0- 0	0- 0		AWAY		0- 0		0- 2		1- 9				
1- 10	0- 0	0- 0		NEUTRAL		0- 0		0- 2		1- 8				
<hr/>														
2- 20	0- 0	0- 0		NON-CONFERENCE		0- 0		0- 5		2- 15				
0- 3	0- 0	0- 0		HOME		0- 0		0- 2		0- 1				
1- 7	0- 0	0- 0		AWAY		0- 0		0- 1		1- 6				
1- 10	0- 0	0- 0		NEUTRAL		0- 0		0- 2		1- 8				
<hr/>														
0- 8	0- 0	0- 0		CONFERENCE		0- 0		0- 2		0- 6				
0- 4	0- 0	0- 0		HOME		0- 0		0- 1		0- 3				
0- 4	0- 0	0- 0		AWAY		0- 0		0- 1		0- 3				
0- 0	0- 0	0- 0		NEUTRAL		0- 0		0- 0		0- 0				
<hr/>														
RPI	S	Opponent	Score	RPI	S	Opponent	Score	RPI	S	Opponent	Score			
								114	H	IUPUI	0	3		
								125	A	Iowa	0	3		
								134	A	Houston Baptist	0	3		
								134	H	Houston Baptist	0	3		
								139	H	Valparaiso	1	3		
								139	N	Valparaiso	0	3		
								150	N	South Dakota St.	0	3		
								155	A	Utah Valley	0	3		
								155	H	Utah Valley	0	3		
								158	A	Ill.-Chicago	0	3		
								171	A	Loyola Chicago	0	3		
								177	A	Green Bay	0	3		
								180	N	Temple	0	3		
								190	N	Southeast Mo. St.	0	3		
								198	N	Youngstown St.	0	3		
								201	N	DePaul	0	3		
								211	N	CSU Bakersfield	0	3		
								226	A	Western Ill.	0	3		
								226	H	Western Ill.	2	3		
								235	A	Miami (OH)	0	3		
								268	A	NJIT	0	3		
								268	H	NJIT	0	3		
LAST 10 GAMES								277	N	USC Upstate	0	3		
155	H	Utah Valley	0	3	158	A	Ill.-Chicago	0	3	280	A	Tex.-Pan American	2	3
280	H	Tex.-Pan American	1	3	211	N	CSU Bakersfield	0	3	280	H	Tex.-Pan American	1	3
226	H	Western Ill.	2	3	155	A	Utah Valley	0	3	283	A	Coppin St.	3	1
139	H	Valparaiso	1	3	280	A	Tex.-Pan American	2	3	288	N	Indiana St.	0	3
268	A	NJIT	0	3	134	A	Houston Baptist	0	3					

Non-Div. I Games: Judson (IL)

1 3

Chicago St.

RPI	S	Opponent	Score	
298	A	Wright St.	1	3
307	N	Bryant	0	3
328	N	N.C. A&T	3	1

Chicago St.

C
h
i
c
a
g
o
s
t
.

C
h
i
c
a
g
o
s
t
.

Average RPI Win: 304		WON-LOST	WINNING	LAST 10	STRENGTH OF		OPP. STRENGTH	TEAM	ADJ	CONF.	ADJ CONF.
Average RPI Loss: 231		RECORD	PCT. RANK	GAMES	SCHEDULE		OF SCHEDULE	RPI	RPI	RPI	RPI
DIV. I ONLY		1- 23	.04167	326	1- 9		250	313	320	.26053	320
DIV. I NON-CONF.		0- 11	0	318	0- 1		153	272	309	.33017	309
TOTALS		RPI 1-25	RPI 26-50		W-L RECORDS		RPI 51-100		RPI 101-150		RPI 150+
1- 23	0- 0	0- 0		OVERALL		0- 1		0- 2		1- 20	
1- 6	0- 0	0- 0		HOME		0- 0		0- 0		1- 6	
0- 10	0- 0	0- 0		AWAY		0- 0		0- 1		0- 9	
0- 7	0- 0	0- 0		NEUTRAL		0- 1		0- 1		0- 5	
0- 11	0- 0	0- 0		NON-CONFERENCE		0- 1		0- 2		0- 8	
0- 1	0- 0	0- 0		HOME		0- 0		0- 0		0- 1	
0- 4	0- 0	0- 0		AWAY		0- 0		0- 1		0- 3	
0- 6	0- 0	0- 0		NEUTRAL		0- 1		0- 1		0- 4	
1- 12	0- 0	0- 0		CONFERENCE		0- 0		0- 0		1- 12	
1- 5	0- 0	0- 0		HOME		0- 0		0- 0		1- 5	
0- 6	0- 0	0- 0		AWAY		0- 0		0- 0		0- 6	
0- 1	0- 0	0- 0		NEUTRAL		0- 0		0- 0		0- 1	
RPI S	Opponent	Score	RPI S	Opponent	Score	RPI S	Opponent	Score	RPI S	Opponent	Score
						88 N	Colorado	0 3	120 A	Pittsburgh	0 3
									145 N	Butler	0 3
									172 A	UMES	0 3
									172 H	UMES	2 3
									174 H	American	0 3
									195 A	William & Mary	0 3
									199 N	James Madison	1 3
									215 N	Elon	0 3
									225 N	Coastal Caro.	0 3
									233 A	UMBC	0 3
									249 A	Hampton	0 3
									249 H	Hampton	0 3
									249 N	Hampton	0 3
									252 N	Robert Morris	0 3
									283 A	Coppin St.	0 3
									283 H	Coppin St.	2 3
									290 A	Norfolk St.	2 3
									290 H	Norfolk St.	1 3
									301 A	Rider	0 3
									304 A	Morgan St.	0 3
									304 H	Morgan St.	3 1
									315 A	Delaware St.	2 3
									315 H	Delaware St.	0 3
LAST 10 GAMES											
						283 H	Coppin St.	2 3	172 A	UMES	0 3
						304 H	Morgan St.	3 1	174 H	American	0 3
						249 H	Hampton	0 3	304 A	Morgan St.	0 3
						290 H	Norfolk St.	1 3	283 A	Coppin St.	0 3
						315 A	Delaware St.	2 3	290 A	Norfolk St.	2 3

Non-Div. I Games:

Howard

Quinnipiac

Quinnipiac

Average RPI Win:	325	WON-LOST RECORD	WINNING PCT. RANK	LAST 10 GAMES	STRENGTH OF SCHEDULE	OPP. STRENGTH OF SCHEDULE	TEAM RPI	ADJ RPI	CONF. RPI	ADJ CONF. RPI				
DIV. I ONLY		5- 27	.15625	307	2- 8	321	288	322	.25027	322	32	32		
DIV. I NON-CONF.		0- 19	0	318	0- 2	273	180	322	.28717	322	32	32		

TOTALS	RPI 1-25	RPI 26-50		W-L RECORDS		RPI 51-100		RPI 101-150		RPI 150+				
5- 27	0- 0	0- 0		OVERALL		0- 2		0- 5		5- 20				
2- 5	0- 0	0- 0		HOME		0- 0		0- 0		2- 5				
3- 12	0- 0	0- 0		AWAY		0- 1		0- 2		3- 9				
0- 10	0- 0	0- 0		NEUTRAL		0- 1		0- 3		0- 6				
0- 19	0- 0	0- 0		NON-CONFERENCE		0- 2		0- 5		0- 12				
0- 2	0- 0	0- 0		HOME		0- 0		0- 0		0- 2				
0- 8	0- 0	0- 0		AWAY		0- 1		0- 2		0- 5				
0- 9	0- 0	0- 0		NEUTRAL		0- 1		0- 3		0- 5				
5- 8	0- 0	0- 0		CONFERENCE		0- 0		0- 0		5- 8				
2- 3	0- 0	0- 0		HOME		0- 0		0- 0		2- 3				
3- 4	0- 0	0- 0		AWAY		0- 0		0- 0		3- 4				
0- 1	0- 0	0- 0		NEUTRAL		0- 0		0- 0		0- 1				
RPI	S	Opponent	Score	RPI	S	Opponent	Score	RPI	S	Opponent	Score			
								51	N	Baylor	0	3		
								90	A	Wyoming	0	3		
								116	A	FGCU	1	3		
								116	N	FGCU	0	3		
								122	N	Arkansas St.	0	3		
								126	A	South Fla.	0	3		
								138	N	UMKC	0	3		
								159	A	North Florida	0	3		
								159	H	North Florida	0	3		
								165	N	George Washington	0	3		
								182	N	FIU	0	3		
								199	N	James Madison	0	3		
								221	A	Florida A&M	0	3		
								221	H	Florida A&M	0	3		
								222	H	Jacksonville	0	3		
								230	N	Charlotte	0	3		
								249	N	Hampton	2	3		
								265	A	McNeese St.	0	3		
								281	A	Fla. Atlantic	0	3		
								283	A	Coppin St.	1	3		
299	A	South Carolina St.	0	3										
299	H	South Carolina St.	2	3										
304	A	Morgan St.	0	3										
LAST 10 GAMES								310	A	N.C. Central	3	0		
221	H	Florida A&M	0	3	329	A	Savannah St.	3	1	310	H	N.C. Central	0	3
222	H	Jacksonville	0	3	304	A	Morgan St.	0	3	311	N	Campbell	0	3
328	H	N.C. A&T	3	2	283	A	Coppin St.	1	3	312	A	Stetson	0	3
310	H	N.C. Central	0	3	159	A	North Florida	0	3	316	A	East Carolina	1	3
299	A	South Carolina St.	0	3	221	A	Florida A&M	0	3	328	A	N.C. A&T	3	2

Non-Div. I Games:

Bethune-Cookman

RPI	S	Opponent	Score	
328	H N.C.	A&T	3	2
329	A	Savannah St.	3	1
329	H	Savannah St.	3	0

Bethune-Cookman

B
e
t
h
u
n
e
-
C
o
o
k
m
a
n

B
e
t
h
u
n
e
-
C
o
o
k
m
a
n

[illegible]

Non-Div. I Games:

St. Francis (NY)

RPI	S	Opponent	Score	
313	A	Fairleigh Dickinson	0	3
313	H	Fairleigh Dickinson	3	2
321	A	Quinnipiac	0	3
321	H	Quinnipiac	3	1
325	H	Saint Peter's	3	0

St. Francis (NY)

S
t
.
F
r
a
n
c
i
s
(
N
Y
)

S
t
.
F
r
a
n
c
i
s
(
N
Y
)

Average RPI Win: 328		WON-LOST RECORD		WINNING PCT. RANK		LAST 10 GAMES		STRENGTH OF SCHEDULE		OPP. STRENGTH OF SCHEDULE		TEAM RPI		ADJ RPI		CONF. RPI		ADJ CONF. RPI	
DIV. I ONLY		1- 31		.03125 328		0- 10		297		303		324		.20847 325		26		28	
DIV. I NON-CONF.		1- 13		.07143 313		0- 0		322		327		327		.24143 325		30		29	
TOTALS		RPI 1-25		RPI 26-50		W-L RECORDS		RPI 51-100		RPI 101-150		RPI 150+							
1- 31		0- 0		0- 0		OVERALL		0- 0		0- 2		1- 29							
0- 10		0- 0		0- 0		HOME		0- 0		0- 0		0- 10							
0- 15		0- 0		0- 0		AWAY		0- 0		0- 1		0- 14							
1- 6		0- 0		0- 0		NEUTRAL		0- 0		0- 1		1- 5							
1- 13		0- 0		0- 0		NON-CONFERENCE		0- 0		0- 2		1- 11							
0- 1		0- 0		0- 0		HOME		0- 0		0- 0		0- 1							
0- 6		0- 0		0- 0		AWAY		0- 0		0- 1		0- 5							
1- 6		0- 0		0- 0		NEUTRAL		0- 0		0- 1		1- 5							
0- 18		0- 0		0- 0		CONFERENCE		0- 0		0- 0		0- 18							
0- 9		0- 0		0- 0		HOME		0- 0		0- 0		0- 9							
0- 9		0- 0		0- 0		AWAY		0- 0		0- 0		0- 9							
0- 0		0- 0		0- 0		NEUTRAL		0- 0		0- 0		0- 0							
RPI S	Opponent	Score		RPI S	Opponent	Score		RPI S	Opponent	Score		RPI S	Opponent	Score					
										121 A	Seton Hall	0	3						
										141 N	Northern Ky.	0	3						
										169 A	Fairfield	0	3						
										169 H	Fairfield	0	3						
										172 N	UMES	0	3						
										176 A	Siena	0	3						
										176 H	Siena	0	3						
										189 A	West Virginia	0	3						
										208 A	Canisius	0	3						
										208 H	Canisius	0	3						
										224 A	Niagara	1	3						
										224 H	Niagara	0	3						
										250 A	Iona	0	3						
										250 H	Iona	0	3						
										258 A	Loyola Maryland	0	3						
										258 H	Loyola Maryland	0	3						
										261 A	Manhattan	0	3						
										261 H	Manhattan	1	3						
										267 N	Radford	0	3						
										268 A	NJIT	0	3						
										271 A	Marist	0	3						
										271 H	Marist	2	3						
										274 A	Western Caro.	0	3						
										298 N	Wright St.	1	3						
										300 A	Lafayette	1	3						
										301 A	Rider	0	3						
										301 H	Rider	0	3						
LAST 10 GAMES																			
	261 A	Manhattan	0	3		250 H	Iona	0	3		274 A	Western Caro.	0	3					
	208 A	Canisius	0	3		169 H	Fairfield	0	3		298 N	Wright St.	1	3					
	224 A	Niagara	1	3		301 H	Rider	0	3		300 A	Lafayette	1	3					
	176 A	Siena	0	3		258 H	Loyola Maryland	0	3		301 A	Rider	0	3					
	271 A	Marist	0	3		261 H	Manhattan	1	3		301 H	Rider	0	3					

Non-Div. I Games:

Saint Peter's

RPI	S	Opponent	Score	
313	N	Fairleigh Dickinson	1	3
315	N	Delaware St.	0	3
323	A	St. Francis (NY)	0	3
326	H	Providence	1	3
328	N	N.C. A&T	3	1

Saint Peter's

S
a
i
n
t
P
e
t
e
r
'
s

S
a
i
n
t
P
e
t
e
r
'
s

Average RPI Win: 325		WON-LOST RECORD		WINNING PCT. RANK		LAST 10 GAMES		STRENGTH OF SCHEDULE		OPP. STRENGTH OF SCHEDULE		TEAM RPI		ADJ RPI		CONF. RPI		ADJ CONF. RPI	
Average RPI Loss: 247																			
DIV. I ONLY		1- 30		.03226 327		0- 10		308		306		326		.20014 326		29		30	
DIV. I NON-CONF.		1- 18		.05263 316		0- 1		308		324		325		.24057 326		26		28	
TOTALS		RPI 1-25		RPI 26-50		W-L RECORDS		RPI 51-100		RPI 101-150		RPI 150+							
1- 30		0- 0		0- 0		OVERALL		0- 0		0- 4		1- 26							
0- 7		0- 0		0- 0		HOME		0- 0		0- 1		0- 6							
1- 14		0- 0		0- 0		AWAY		0- 0		0- 2		1- 12							
0- 9		0- 0		0- 0		NEUTRAL		0- 0		0- 1		0- 8							
1- 18		0- 0		0- 0		NON-CONFERENCE		0- 0		0- 2		1- 16							
0- 1		0- 0		0- 0		HOME		0- 0		0- 0		0- 1							
1- 8		0- 0		0- 0		AWAY		0- 0		0- 1		1- 7							
0- 9		0- 0		0- 0		NEUTRAL		0- 0		0- 1		0- 8							
0- 12		0- 0		0- 0		CONFERENCE		0- 0		0- 2		0- 10							
0- 6		0- 0		0- 0		HOME		0- 0		0- 1		0- 5							
0- 6		0- 0		0- 0		AWAY		0- 0		0- 1		0- 5							
0- 0		0- 0		0- 0		NEUTRAL		0- 0		0- 0		0- 0							
RPI S	Opponent	Score		RPI S	Opponent	Score		RPI S	Opponent	Score		RPI S	Opponent	Score					
												108 A	Duquesne	0		3			
												141 N	Northern Ky.	0		3			
												149 A	Albany (NY)	0		3			
												149 H	Albany (NY)	0		3			
												175 A	Hofstra	0		3			
												223 H	Rhode Island	0		3			
												232 A	New Hampshire	0		3			
												232 H	New Hampshire	0		3			
												233 A	UMBC	1		3			
												233 H	UMBC	1		3			
												238 A	Harvard	0		3			
												248 A	Stony Brook	0		3			
												248 H	Stony Brook	0		3			
												252 A	Robert Morris	0		3			
												255 A	Binghamton	0		3			
												255 H	Binghamton	2		3			
												258 N	Loyola Maryland	2		3			
												261 N	Manhattan	1		3			
												266 N	UC Riverside	0		3			
												271 N	Marist	0		3			
												272 A	Brown	0		3			
												273 N	Fordham	0		3			
												290 N	Norfolk St.	1		3			
												294 A	Bucknell	0		3			
												301 A	Rider	0		3			
												303 A	Hartford	0		3			
												303 H	Hartford	2		3			
				LAST 10 GAMES															
												303 H	Hartford	2		3			
												232 H	New Hampshire	0		3			
												149 H	Albany (NY)	0		3			
												303 A	Hartford	0		3			
												248 H	Stony Brook	0		3			

Non-Div. I Games:

Providence

RPI	S	Opponent	Score	
307	A	Bryant	0	3
313	N	Fairleigh Dickinson	2	3
321	N	Quinnipiac	2	3
325	A	Saint Peter's	3	1

Providence

P
r
o
v
i
d
e
n
c
e

P
r
o
v
i
d
e
n
c
e

Average RPI Win: 327		WON-LOST	WINNING	LAST 10	STRENGTH OF		OPP. STRENGTH	TEAM	ADJ	CONF.	ADJ CONF.
Average RPI Loss: 284		RECORD	PCT. RANK	GAMES	SCHEDULE		OF SCHEDULE	RPI	RPI	RPI	RPI
DIV. I ONLY		2- 17	.10526	317	2- 8		328	328	329	.19579	327
DIV. I NON-CONF.		0- 4	0	318	0- 1		329	202	329	.21629	328
TOTALS		RPI 1-25	RPI 26-50		W-L RECORDS		RPI 51-100		RPI 101-150		RPI 150+
2- 17	0- 0	0- 0		OVERALL		0- 0		0- 0		2- 17	
1- 7	0- 0	0- 0		HOME		0- 0		0- 0		1- 7	
1- 8	0- 0	0- 0		AWAY		0- 0		0- 0		1- 8	
0- 2	0- 0	0- 0		NEUTRAL		0- 0		0- 0		0- 2	
0- 4	0- 0	0- 0		NON-CONFERENCE		0- 0		0- 0		0- 4	
0- 2	0- 0	0- 0		HOME		0- 0		0- 0		0- 2	
0- 2	0- 0	0- 0		AWAY		0- 0		0- 0		0- 2	
0- 0	0- 0	0- 0		NEUTRAL		0- 0		0- 0		0- 0	
2- 13	0- 0	0- 0		CONFERENCE		0- 0		0- 0		2- 13	
1- 5	0- 0	0- 0		HOME		0- 0		0- 0		1- 5	
1- 6	0- 0	0- 0		AWAY		0- 0		0- 0		1- 6	
0- 2	0- 0	0- 0		NEUTRAL		0- 0		0- 0		0- 2	
RPI S	Opponent	Score	RPI S	Opponent	Score	RPI S	Opponent	Score	RPI S	Opponent	Score
									186 H	Nicholls St.	0 3
									242 A	Southeastern La.	0 3
									259 H	La.-Monroe	0 3
									260 A	Jackson St.	0 3
									260 H	Jackson St.	0 3
									260 N	Jackson St.	0 3
									287 A	Prairie View	0 3
									287 H	Prairie View	0 3
									289 A	Texas Southern	0 3
									289 H	Texas Southern	0 3
									308 A	Louisiana Tech	0 3
									309 A	Ark.-Pine Bluff	0 3
									309 H	Ark.-Pine Bluff	1 3
									317 N	Alabama St.	0 3
									318 A	Mississippi Val.	0 3
									318 H	Mississippi Val.	2 3
									324 A	Southern U.	0 3
									324 H	Southern U.	3 2
									330 A	Alcorn	3 0
LAST 10 GAMES											
						324 H	Southern U.	3 2	324 A	Southern U.	0 3
						330 A	Alcorn	3 0	318 A	Mississippi Val.	0 3
						260 H	Jackson St.	0 3	242 A	Southeastern La.	0 3
						309 H	Ark.-Pine Bluff	1 3	317 N	Alabama St.	0 3
						289 H	Texas Southern	0 3	260 N	Jackson St.	0 3

Non-Div. I Games: Wiley 0 3 Wiley 0 3

Grambling

Average RPI Win: 319		WON-LOST RECORD		WINNING PCT. RANK		LAST 10 GAMES		STRENGTH OF SCHEDULE		OPP. STRENGTH OF SCHEDULE		TEAM RPI		ADJ RPI		CONF. RPI		ADJ CONF. RPI					
Average RPI Loss: 258																							
DIV. I ONLY		3- 29		.09375 320		3- 7		324		320		327		.18672 328		32		32					
DIV. I NON-CONF.		0- 20		0 318		0- 2		304		300		326		.2304 327		32		32					
TOTALS		RPI 1-25		RPI 26-50		W-L RECORDS		RPI 51-100		RPI 101-150		RPI 150+											
3- 29		0- 0		0- 0		OVERALL		0- 0		0- 1		3- 28											
2- 7		0- 0		0- 0		HOME		0- 0		0- 0		2- 7											
1- 13		0- 0		0- 0		AWAY		0- 0		0- 0		1- 13											
0- 9		0- 0		0- 0		NEUTRAL		0- 0		0- 1		0- 8											
0- 20		0- 0		0- 0		NON-CONFERENCE		0- 0		0- 1		0- 19											
0- 3		0- 0		0- 0		HOME		0- 0		0- 0		0- 3											
0- 8		0- 0		0- 0		AWAY		0- 0		0- 0		0- 8											
0- 9		0- 0		0- 0		NEUTRAL		0- 0		0- 1		0- 8											
3- 9		0- 0		0- 0		CONFERENCE		0- 0		0- 0		3- 9											
2- 4		0- 0		0- 0		HOME		0- 0		0- 0		2- 4											
1- 5		0- 0		0- 0		AWAY		0- 0		0- 0		1- 5											
0- 0		0- 0		0- 0		NEUTRAL		0- 0		0- 0		0- 0											
RPI	S	Opponent		Score		RPI	S	Opponent		Score		RPI	S	Opponent		Score		RPI	S	Opponent		Score	
														141	N	Northern Ky.	1	3					
														159	N	North Florida	1	3					
														164	H	High Point	1	3					
														174	N	American	0	3					
														198	N	Youngstown St.	0	3					
														200	H	Wofford	1	3					
														210	A	UNC Greensboro	0	3					
														215	A	Elon	0	3					
														221	A	Florida A&M	0	3					
														221	H	Florida A&M	0	3					
														229	N	Mercer	1	3					
														254	A	Winthrop	0	3					
														267	H	Radford	0	3					
														269	N	UNC Asheville	0	3					
														274	A	Western Caro.	0	3					
														282	A	Appalachian St.	0	3					
														283	A	Coppin St.	1	3					
														290	H	Norfolk St.	2	3					
														293	A	Gardner-Webb	0	3					
														299	A	South Carolina St.	1	3					
														299	H	South Carolina St.	3	0					
						LAST 10 GAMES								306	A	Citadel	0	3					
						299	H	South Carolina St.	3	0	306	A	Citadel	0	3	307	N	Bryant	2	3			
						329	H	Savannah St.	3	0	290	H	Norfolk St.	2	3	310	A	N.C. Central	1	3			
						322	A	Bethune-Cookman	2	3	329	A	Savannah St.	3	0	310	H	N.C. Central	2	3			
						221	A	Florida A&M	0	3	299	A	South Carolina St.	1	3	311	A	Campbell	2	3			
						310	A	N.C. Central	1	3	267	H	Radford	0	3	319	N	Chicago St.	1	3			

Non-Div. I Games:

N.C. A&T

RPI	S	Opponent	Score	
322	A	Bethune-Cookman	2	3
322	H	Bethune-Cookman	2	3
325	N	Saint Peter's	1	3
329	A	Savannah St.	3	0
329	H	Savannah St.	3	0

N.C. A&T

N
.
C
.
A
&
T

N
.
C
.
A
&
T

Average RPI Win:	0	WON-LOST	WINNING	LAST 10	STRENGTH OF	OPP. STRENGTH	TEAM	ADJ	CONF.	ADJ CONF.	
Average RPI Loss:	239	RECORD	PCT. RANK	GAMES	SCHEDULE	OF SCHEDULE	RPI	RPI	RPI	RPI	
DIV. I ONLY		0- 34	0 329	0- 10	318	305	328	.17854	329	32	32
DIV. I NON-CONF.		0- 23	0 318	0- 4	291	259	324	.25029	324	32	32
<hr/>											
TOTALS	RPI 1-25	RPI 26-50		W-L RECORDS		RPI 51-100		RPI 101-150		RPI 150+	
0- 34	0- 0	0- 1		OVERALL		0- 3		0- 3		0- 27	
0- 14	0- 0	0- 0		HOME		0- 0		0- 1		0- 13	
0- 12	0- 0	0- 0		AWAY		0- 2		0- 0		0- 10	
0- 8	0- 0	0- 1		NEUTRAL		0- 1		0- 2		0- 4	
<hr/>											
0- 23	0- 0	0- 1		NON-CONFERENCE		0- 3		0- 3		0- 16	
0- 8	0- 0	0- 0		HOME		0- 0		0- 1		0- 7	
0- 7	0- 0	0- 0		AWAY		0- 2		0- 0		0- 5	
0- 8	0- 0	0- 1		NEUTRAL		0- 1		0- 2		0- 4	
<hr/>											
0- 11	0- 0	0- 0		CONFERENCE		0- 0		0- 0		0- 11	
0- 6	0- 0	0- 0		HOME		0- 0		0- 0		0- 6	
0- 5	0- 0	0- 0		AWAY		0- 0		0- 0		0- 5	
0- 0	0- 0	0- 0		NEUTRAL		0- 0		0- 0		0- 0	
<hr/>											
RPI S	Opponent	Score	RPI S	Opponent	Score	RPI S	Opponent	Score	RPI S	Opponent	Score
			47 N	Missouri	0 3	65 N	Wisconsin	0 3	110 H	New Mexico	0 3
						73 A	Morehead St.	0 3	137 N	Stephen F. Austin	0 3
						76 A	Ga. Southern	0 3	139 N	Valparaiso	0 3
									172 H	UMES	0 3
									207 N	South Ala.	0 3
									214 H	Kennesaw St.	0 3
									221 A	Florida A&M	0 3
									221 H	Florida A&M	0 3
									222 N	Jacksonville	0 3
									228 A	Texas-Arlington	0 3
									244 H	Southern Utah	0 3
									269 H	UNC Asheville	0 3
									277 A	USC Upstate	0 3
									277 H	USC Upstate	1 3
									280 N	Tex.-Pan American	0 3
									295 A	Charleston So.	0 3
									295 H	Charleston So.	0 3
									295 N	Charleston So.	0 3
									299 A	South Carolina St.	0 3
									299 H	South Carolina St.	1 3
									306 A	Citadel	0 3
									306 H	Citadel	0 3
			LAST 10 GAMES								
			310 A	N.C. Central	0 3	295 A	Charleston So.	0 3	310 A	N.C. Central	0 3
			328 A	N.C. A&T	0 3	221 H	Florida A&M	0 3	310 H	N.C. Central	0 3
			277 H	USC Upstate	1 3	322 H	Bethune-Cookman	1 3	312 A	Stetson	0 3
			299 A	South Carolina St.	0 3	317 H	Alabama St.	0 3	317 H	Alabama St.	0 3
			306 H	Citadel	0 3	328 H	N.C. A&T	0 3	322 A	Bethune-Cookman	0 3

Non-Div. I Games:

Savannah St.

RPI	S	Opponent	Score
322	H	Bethune-Cookman	1 3
328	A	N.C. A&T	0 3
328	H	N.C. A&T	0 3

Savannah St.

S
a
v
a
n
n
a
h
S
t
.

S
a
v
a
n
n
a
h
S
t
.

Average RPI Win: 0		WON-LOST	WINNING	LAST 10	STRENGTH OF		OPP. STRENGTH	TEAM	ADJ	CONF.	ADJ CONF.
Average RPI Loss: 288		RECORD	PCT. RANK	GAMES	SCHEDULE		OF SCHEDULE	RPI	RPI	RPI	RPI
DIV. I ONLY		0- 21	0 329	0- 8	329		326	330	.13431	330	33
DIV. I NON-CONF.		0- 8	0 318	0- 0	326		321	328	.20118	330	33
TOTALS		RPI 1-25	RPI 26-50		W-L RECORDS		RPI 51-100		RPI 101-150		RPI 150+
0- 21	0- 0	0- 0		OVERALL		0- 0		0- 1		0- 20	
0- 8	0- 0	0- 0		HOME		0- 0		0- 0		0- 8	
0- 9	0- 0	0- 0		AWAY		0- 0		0- 1		0- 8	
0- 4	0- 0	0- 0		NEUTRAL		0- 0		0- 0		0- 4	
0- 8	0- 0	0- 0		NON-CONFERENCE		0- 0		0- 1		0- 7	
0- 1	0- 0	0- 0		HOME		0- 0		0- 0		0- 1	
0- 3	0- 0	0- 0		AWAY		0- 0		0- 1		0- 2	
0- 4	0- 0	0- 0		NEUTRAL		0- 0		0- 0		0- 4	
0- 13	0- 0	0- 0		CONFERENCE		0- 0		0- 0		0- 13	
0- 7	0- 0	0- 0		HOME		0- 0		0- 0		0- 7	
0- 6	0- 0	0- 0		AWAY		0- 0		0- 0		0- 6	
0- 0	0- 0	0- 0		NEUTRAL		0- 0		0- 0		0- 0	
RPI S	Opponent	Score	RPI S	Opponent	Score	RPI S	Opponent	Score	RPI S	Opponent	Score
									111 A	Samford	0 3
									243 A	Chattanooga	0 3
									260 A	Jackson St.	0 3
									260 H	Jackson St.	0 3
									277 N	USC Upstate	0 3
									286 A	Alabama A&M	0 3
									286 H	Alabama A&M	0 3
									287 A	Prairie View	0 3
									293 N	Gardner-Webb	0 3
									297 A	New Orleans	0 3
									297 H	New Orleans	0 3
									302 N	Tennessee Tech	0 3
									302 N	Tennessee Tech	0 3
									309 A	Ark.-Pine Bluff	0 3
									309 H	Ark.-Pine Bluff	0 3
									317 A	Alabama St.	0 3
									317 H	Alabama St.	0 3
									318 A	Mississippi Val.	0 3
									318 H	Mississippi Val.	0 3
									324 H	Southern U.	0 3
									327 H	Grambling	0 3
LAST 10 GAMES											
						260 A	Jackson St.	0 3	286 H	Alabama A&M	0 3
						287 A	Prairie View	0 3	309 A	Ark.-Pine Bluff	0 3
						318 H	Mississippi Val.	0 3	318 A	Mississippi Val.	0 3
						327 H	Grambling	0 3	297 A	New Orleans	0 3
						317 H	Alabama St.	0 3	324 H	Southern U.	0 3
Non-Div. I Games:	Belhaven	0 3	Rust	3 0	Belhaven	0 3	Southern-N.O.	1 3	Alcorn		
	Dillard	0 3	Mississippi Col.	0 3							