

Average RPI Win: 36		WON-LOST RECORD		WINNING PCT. RANK		LAST 10 GAMES		STRENGTH OF SCHEDULE		OPP. STRENGTH OF SCHEDULE		TEAM RPI		ADJ RPI		CONF. RPI		ADJ CONF. RPI	
Average RPI Loss: 25		10-4-4		.66667 38		6-2-2		1		4		2		.66036 1		1		1	
DIV. I ONLY		5-2-2		.66667 38		1-0-0		10		29		13		.61589 9		2		2	
DIV. I NON-CONF.																			
TOTALS		RPI 1-25		RPI 26-50		W-L RECORDS		RPI 51-100		RPI 101-150		RPI 150+							
10-4-4		3-2-2		5-2-0		OVERALL		2-0-1		0-0-1		0-0-0							
3-1-3		1-1-1		1-0-0		HOME		1-0-1		0-0-1		0-0-0							
7-2-1		2-1-1		4-1-0		AWAY		1-0-0		0-0-0		0-0-0							
0-1-0		0-0-0		0-1-0		NEUTRAL		0-0-0		0-0-0		0-0-0							
5-2-2		1-0-0		3-2-0		NON-CONFERENCE		1-0-1		0-0-1		0-0-0							
1-0-2		0-0-0		0-0-0		HOME		1-0-1		0-0-1		0-0-0							
4-1-0		1-0-0		3-0-		AWAY		0-0-0		0-0-0		0-0-0							
0-1-0		0-0-0		0-1-0		NEUTRAL		0-0-0		0-0-0		0-0-0							
5-2-2		2-2-2		2-0-0		CONFERENCE		1-0-0		0-0-0		0-0-0							
2-1-1		1-1-1		1-0-0		HOME		0-0-0		0-0-0		0-0-0							
3-1-1		1-1-1		1-0-0		AWAY		1-0-0		0-0-0		0-0-0							
0-0-0		0-0-0		0-0-0		NEUTRAL		0-0-0		0-0-0		0-0-0							
RPI	S	Opponent		Score		RPI	S	Opponent		Score		RPI	S	Opponent		Score			
2	A	Stanford		1	1	30	A	New Mexico		2	1	54	H	CSUN		3	0		
2	H	Stanford		2	2	31	N	American		1	2	83	A	San Diego St.		1	0		
8	A	Washington		2	1	32	A	Wake Forest		3	1	94	H	Santa Clara		0	0		
8	H	Washington		2	1	37	A	Oregon St.		2	1								
12	A	California		2	3	37	H	Oregon St.		3	0								
12	H	California		0	1	45	A	San Diego		0	1								
21	A	North Carolina		1	0	47	A	UC Santa Barbara		1	0								
						LAST 10 GAMES													
		12 H California		0	1	8		H Washington		2	1								
		2 H Stanford		2	2	2		A Stanford		1	1								
		37 A Oregon St.		2	1	12		A California		2	3								
		8 A Washington		2	1	83		A San Diego St.		1	0								
		37 H Oregon St.		3	0	54		H CSUN		3	0								

Non-Div. I Games:

UCLA

Average RPI Win: 80		WON-LOST	WINNING	LAST 10	STRENGTH OF		OPP. STRENGTH	TEAM	ADJ	CONF.	ADJ CONF.
Average RPI Loss: 9		RECORD	PCT. RANK	GAMES	SCHEDULE		OF SCHEDULE	RPI	RPI	RPI	RPI
DIV. I ONLY		12-2-3	.79412	4	5		14	1	.64203	2	1
DIV. I NON-CONF.		7-1-0	.875	5	27		113	9	.60469	12	2
TOTALS		RPI 1-25	RPI 26-50		W-L RECORDS		RPI 51-100		RPI 101-150		RPI 150+
12-2-3		1-2-3	3-0-0		OVERALL		4-0-0		4-0-0		0-0-0
8-0-2		1-0-2	2-0-0		HOME		2-0-0		3-0-0		0-0-0
4-2-1		0-2-1	1-0-0		AWAY		2-0-0		1-0-0		0-0-0
0-0-0		0-0-0	0-0-0		NEUTRAL		0-0-0		0-0-0		0-0-0
7-1-0		0-1-0	1-0-0		NON-CONFERENCE		2-0-0		4-0-0		0-0-0
5-0-0		0-0-0	1-0-0		HOME		1-0-0		3-0-0		0-0-0
2-1-0		0-1-0	0-0-		AWAY		1-0-0		1-0-0		0-0-0
0-0-0		0-0-0	0-0-0		NEUTRAL		0-0-0		0-0-0		0-0-0
5-1-3		1-1-3	2-0-0		CONFERENCE		2-0-0		0-0-0		0-0-0
3-0-2		1-0-2	1-0-0		HOME		1-0-0		0-0-0		0-0-0
2-1-1		0-1-1	1-0-0		AWAY		1-0-0		0-0-0		0-0-0
0-0-0		0-0-0	0-0-0		NEUTRAL		0-0-0		0-0-0		0-0-0
RPI S	Opponent	Score	RPI S	Opponent	Score	RPI S	Opponent	Score	RPI S	Opponent	Score
1 A	UCLA	2 2	37 A	Oregon St.	1 0	57 A	San Francisco	3 0	110 A	Omaha	2 1
1 H	UCLA	1 1	37 H	Oregon St.	2 1	64 H	Delaware	2 1	141 H	SIUE	2 1
8 A	Washington	1 3	47 H	UC Santa Barbara	4 1	83 A	San Diego St.	1 0	142 H	Gonzaga	3 0
8 H	Washington	2 0				83 H	San Diego St.	2 0	147 H	San Jose St.	2 0
9 A	Creighton	0 2									
12 H	California	1 1									
LAST 10 GAMES											
			37 H	Oregon St.	2 1	12 H	California	1 1			
			8 H	Washington	2 0	1 H	UCLA	1 1			
			83 A	San Diego St.	1 0	83 H	San Diego St.	2 0			
			1 A	UCLA	2 2	8 A	Washington	1 3			
			57 A	San Francisco	3 0	37 A	Oregon St.	1 0			

Non-Div. I Games:

Stanford

C
h
a
r
l
o
t
t
e

Charlotte

Average RPI Win:	50	WON-LOST RECORD	WINNING PCT. RANK	LAST 10 GAMES	STRENGTH OF SCHEDULE	OPP. STRENGTH OF SCHEDULE	TEAM RPI	ADJ RPI	CONF. RPI	ADJ CONF. RPI			
Average RPI Loss:	32												
DIV. I ONLY		11-4-3	.69444	20	6-3-1	4	1	5	.63866	4	2	3	
DIV. I NON-CONF.		4-3-2	.55556	83	1-2-1	3	1	2	.63155	3	3	3	
<hr/>													
TOTALS	RPI 1-25	RPI 26-50		W-L RECORDS		RPI 51-100		RPI 101-150		RPI 150+			
11-4-3	5-2-3	3-1-0		OVERALL		2-1-0		0-0-0		1-0-0			
7-2-1	4-1-1	1-1-0		HOME		2-0-0		0-0-0		0-0-0			
3-2-1	1-1-1	1-0-0		AWAY		0-1-0		0-0-0		1-0-0			
1-0-1	0-0-1	1-0-0		NEUTRAL		0-0-0		0-0-0		0-0-0			
<hr/>													
4-3-2	1-2-2	2-0-0		NON-CONFERENCE		1-1-0		0-0-0		0-0-0			
3-1-1	1-1-1	1-0-0		HOME		1-0-0		0-0-0		0-0-0			
0-2-0	0-1-0	0-0-		AWAY		0-1-0		0-0-0		0-0-0			
1-0-1	0-0-1	1-0-0		NEUTRAL		0-0-0		0-0-0		0-0-0			
<hr/>													
7-1-1	4-0-1	1-1-0		CONFERENCE		1-0-0		0-0-0		1-0-0			
4-1-0	3-0-0	0-1-0		HOME		1-0-0		0-0-0		0-0-0			
3-0-1	1-0-1	1-0-0		AWAY		0-0-0		0-0-0		1-0-0			
0-0-0	0-0-0	0-0-0		NEUTRAL		0-0-0		0-0-0		0-0-0			
<hr/>													
RPI S	Opponent	Score		RPI S	Opponent	Score		RPI S	Opponent	Score			
5 N	Georgetown	0	0	29 H	Dartmouth	4	1	53 A	Michigan	2	3		
6 A	Indiana	0	1	43 H	Boston College	0	1	81 H	Virginia Tech	3	1		
7 H	Michigan St.	1	1	48 N	Marquette	2	1	100 H	VCU	1	0		
10 A	Syracuse	1	0	49 A	Duke	4	1						
11 A	Virginia	1	1										
11 H	Virginia	3	0										
20 H	Northwestern	1	0										
21 H	North Carolina	2	0										
22 H	Louisville	3	2										
25 H	Kentucky	0	1										
<hr/>													
LAST 10 GAMES													
11 H Virginia						3	0	49 A Duke				4	1
164 A Pittsburgh						4	1	20 H Northwestern				1	0
7 H Michigan St.						1	1	22 H Louisville				3	2
81 H Virginia Tech						3	1	53 A Michigan				2	3
6 A Indiana						0	1	43 H Boston College				0	1

Non-Div. I Games:

Notre Dame

Average RPI Win:	65	WON-LOST	WINNING	LAST 10	STRENGTH OF	OPP. STRENGTH	TEAM	ADJ	CONF.	ADJ CONF.			
Average RPI Loss:	60	RECORD	PCT. RANK	GAMES	SCHEDULE	OF SCHEDULE	RPI	RPI	RPI	RPI			
DIV. I ONLY	11-3-4	.72222	11	7-2-1	14	8	8	.63432	5	4	4		
DIV. I NON-CONF.	5-1-3	.72222	22	1-0-0	15	5	5	.6341	2	4	4		
<hr/>													
TOTALS	RPI 1-25	RPI 26-50		W-L RECORDS		RPI 51-100		RPI 101-150		RPI 150+			
11-3-4	3-1-3	1-0-1		OVERALL		4-2-0		3-0-0		0-0-0			
5-2-2	1-1-1	0-0-1		HOME		2-1-0		2-0-0		0-0-0			
6-1-1	2-0-1	1-0-0		AWAY		2-1-0		1-0-0		0-0-0			
0-0-1	0-0-1	0-0-0		NEUTRAL		0-0-0		0-0-0		0-0-0			
<hr/>													
5-1-3	1-0-3	1-0-0		NON-CONFERENCE		1-1-0		2-0-0		0-0-0			
3-1-1	0-0-1	0-0-0		HOME		1-1-0		2-0-0		0-0-0			
2-0-1	1-0-1	1-0-		AWAY		0-0-0		0-0-0		0-0-0			
0-0-1	0-0-1	0-0-0		NEUTRAL		0-0-0		0-0-0		0-0-0			
<hr/>													
6-2-1	2-1-0	0-0-1		CONFERENCE		3-1-0		1-0-0		0-0-0			
2-1-1	1-1-0	0-0-1		HOME		1-0-0		0-0-0		0-0-0			
4-1-0	1-0-0	0-0-0		AWAY		2-1-0		1-0-0		0-0-0			
0-0-0	0-0-0	0-0-0		NEUTRAL		0-0-0		0-0-0		0-0-0			
<hr/>													
RPI S	Opponent	Score		RPI S	Opponent	Score		RPI S	Opponent	Score			
4 N	Notre Dame	0	0	36 A	Princeton	3	1	55 H	Harvard	2	0		
6 A	Indiana	1	1	48 H	Marquette	0	0	58 A	Butler	2	0		
9 A	Creighton	1	0					67 A	Seton Hall	0	1		
13 H	Providence	0	2					84 A	Villanova	2	1		
16 A	Maryland	1	0					85 H	St. John's (NY)	1	0		
17 H	UC Irvine	1	1					100 H	VCU	1	2		
18 H	Xavier	1	0										
<hr/>													
LAST 10 GAMES													
84 A Villanova						2	1	13 H Providence				0	2
85 H St. John's (NY)						1	0	124 A DePaul				2	0
18 H Xavier						1	0	48 H Marquette				0	0
9 A Creighton						1	0	16 A Maryland				1	0
67 A Seton Hall						0	1	58 A Butler				2	0

Non-Div. I Games:

Georgetown

Average RPI Win: 63		WON-LOST RECORD		WINNING PCT. RANK		LAST 10 GAMES		STRENGTH OF SCHEDULE		OPP. STRENGTH OF SCHEDULE		TEAM RPI		ADJ RPI		CONF. RPI		ADJ CONF. RPI	
DIV. I ONLY		11-4-4		.68421		32		6-2-2		10		31		11		.62637		7	
DIV. I NON-CONF.		6-2-2		.7		31		2-1-1		19		95		19		.59208		16	
TOTALS		RPI 1-25		RPI 26-50		W-L RECORDS		RPI 51-100		RPI 101-150		RPI 150+							
11-4-4		4-1-2		1-0-0		OVERALL		3-3-1		3-0-1		0-0-0							
6-2-2		0-0-1		1-0-0		HOME		2-2-1		3-0-0		0-0-0							
5-2-2		4-1-1		0-0-0		AWAY		1-1-0		0-0-1		0-0-0							
0-0-0		0-0-0		0-0-0		NEUTRAL		0-0-0		0-0-0		0-0-0							
6-2-2		0-0-1		1-0-0		NON-CONFERENCE		3-2-0		2-0-1		0-0-0							
5-1-0		0-0-0		1-0-0		HOME		2-1-0		2-0-0		0-0-0							
1-1-2		0-0-1		0-0-		AWAY		1-1-0		0-0-1		0-0-0							
0-0-0		0-0-0		0-0-0		NEUTRAL		0-0-0		0-0-0		0-0-0							
5-2-2		4-1-1		0-0-0		CONFERENCE		0-1-1		1-0-0		0-0-0							
1-1-2		0-0-1		0-0-0		HOME		0-1-1		1-0-0		0-0-0							
4-1-0		4-1-0		0-0-0		AWAY		0-0-0		0-0-0		0-0-0							
0-0-0		0-0-0		0-0-0		NEUTRAL		0-0-0		0-0-0		0-0-0							
RPI	S	Opponent		Score		RPI	S	Opponent		Score		RPI	S	Opponent		Score			
4	A	Notre Dame		1	1	27	H	Akron		1	0	53	H	Michigan		2	3		
6	A	Indiana		3	2							69	A	Bowling Green		1	0		
16	A	Maryland		1	0							79	H	SMU		1	0		
19	A	Penn St.		2	0							87	H	Valparaiso		0	1		
19	A	Penn St.		1	0							92	A	Oakland		0	2		
20	H	Northwestern		1	1							95	H	Western Mich.		4	0		
23	A	Ohio St.		2	3							99	H	Rutgers		0	0		
LAST 10 GAMES																			
19	A	Penn St.		1	0	92	A	Oakland		0	2								
6	A	Indiana		3	2	19	A	Penn St.		2	0								
53	H	Michigan		2	3	95	H	Western Mich.		4	0								
4	A	Notre Dame		1	1	126	H	Wisconsin		2	1								
20	H	Northwestern		1	1	27	H	Akron		1	0								

Non-Div. I Games:

Michigan St.

Average RPI Win: 73		WON-LOST	WINNING	LAST 10	STRENGTH OF		OPP. STRENGTH	TEAM	ADJ	CONF.	ADJ CONF.
Average RPI Loss: 17		RECORD	PCT. RANK	GAMES	SCHEDULE		OF SCHEDULE	RPI	RPI	RPI	RPI
DIV. I ONLY		12-4-1	.73529	10	6-3-1		11	5	6	.62591	8
DIV. I NON-CONF.		7-1-0	.875	5	1-0-0		69	90	27	.57416	29
TOTALS		RPI 1-25	RPI 26-50		W-L RECORDS		RPI 51-100		RPI 101-150		RPI 150+
12-4-1		3-3-0	1-0-1		OVERALL		4-1-0		3-0-0		1-0-0
6-2-0		2-1-0	1-0-0		HOME		2-1-0		1-0-0		0-0-0
6-2-1		1-2-0	0-0-1		AWAY		2-0-0		2-0-0		1-0-0
0-0-0		0-0-0	0-0-0		NEUTRAL		0-0-0		0-0-0		0-0-0
7-1-0		0-0-0	1-0-0		NON-CONFERENCE		2-1-0		3-0-0		1-0-0
3-1-0		0-0-0	1-0-0		HOME		1-1-0		1-0-0		0-0-0
4-0-0		0-0-0	0-0-		AWAY		1-0-0		2-0-0		1-0-0
0-0-0		0-0-0	0-0-0		NEUTRAL		0-0-0		0-0-0		0-0-0
5-3-1		3-3-0	0-0-1		CONFERENCE		2-0-0		0-0-0		0-0-0
3-1-0		2-1-0	0-0-0		HOME		1-0-0		0-0-0		0-0-0
2-2-1		1-2-0	0-0-1		AWAY		1-0-0		0-0-0		0-0-0
0-0-0		0-0-0	0-0-0		NEUTRAL		0-0-0		0-0-0		0-0-0
RPI S	Opponent	Score		RPI S	Opponent	Score		RPI S	Opponent	Score	
1 A	UCLA	1	2	37 A	Oregon St.	1	1	51 A	South Fla.	2	1
1 H	UCLA	1	2	46 H	Seattle	4	1	52 H	UConn	3	1
2 A	Stanford	0	2					62 H	St. Mary's (CA)	1	2
2 H	Stanford	3	1					83 A	San Diego St.	3	2
12 A	California	3	2					83 H	San Diego St.	1	0
12 H	California	3	2								
				LAST 10 GAMES							
				12 A	California	3	2	1 A	UCLA	1	2
				2 A	Stanford	0	2	37 A	Oregon St.	1	1
				83 H	San Diego St.	1	0	2 H	Stanford	3	1
				1 H	UCLA	1	2	12 H	California	3	2
				83 A	San Diego St.	3	2	160 A	Portland	2	1

Non-Div. I Games:

Washington

Average RPI Win:		91	WON-LOST RECORD		WINNING PCT. RANK		LAST 10 GAMES		STRENGTH OF SCHEDULE		OPP. STRENGTH OF SCHEDULE		TEAM RPI		ADJ RPI		CONF. RPI		ADJ CONF. RPI					
DIV. I ONLY			14-2-2		.83333		3		8-1-1		23		24		3		.62374		9		4		4	
DIV. I NON-CONF.			7-1-1		.83333		9		2-0-0		34		62		4		.616		8		4		4	
TOTALS		RPI 1-25		RPI 26-50		W-L RECORDS		RPI 51-100		RPI 101-150		RPI 150+												
14-2-2		2-2-1		1-0-1		OVERALL		5-0-0		4-0-0		2-0-0												
10-2-0		2-2-0		1-0-0		HOME		3-0-0		3-0-0		1-0-0												
4-0-2		0-0-1		0-0-1		AWAY		2-0-0		1-0-0		1-0-0												
0-0-0		0-0-0		0-0-0		NEUTRAL		0-0-0		0-0-0		0-0-0												
7-1-1		1-1-0		0-0-1		NON-CONFERENCE		1-0-0		3-0-0		2-0-0												
6-1-0		1-1-0		0-0-0		HOME		1-0-0		3-0-0		1-0-0												
1-0-1		0-0-0		0-1-		AWAY		0-0-0		0-0-0		1-0-0												
0-0-0		0-0-0		0-0-0		NEUTRAL		0-0-0		0-0-0		0-0-0												
7-1-1		1-1-1		1-0-0		CONFERENCE		4-0-0		1-0-0		0-0-0												
4-1-0		1-1-0		1-0-0		HOME		2-0-0		0-0-0		0-0-0												
3-0-1		0-0-1		0-0-0		AWAY		2-0-0		1-0-0		0-0-0												
0-0-0		0-0-0		0-0-0		NEUTRAL		0-0-0		0-0-0		0-0-0												
RPI	S	Opponent		Score		RPI	S	Opponent		Score		RPI	S	Opponent		Score								
2	H	Stanford		2	0	40	A	Tulsa		1	1	58	H	Butler		2	1							
5	H	Georgetown		0	1	48	H	Marquette		2	0	67	H	Seton Hall		3	2							
13	H	Providence		3	0							84	A	Villanova		1	0							
14	H	Saint Louis		0	1							85	A	St. John's (NY)		1	0							
18	A	Xavier		1	1							94	H	Santa Clara		1	0							

Average RPI Win:	81	WON-LOST RECORD	WINNING PCT. RANK	LAST 10 GAMES	STRENGTH OF SCHEDULE	OPP. STRENGTH OF SCHEDULE	TEAM RPI	ADJ RPI	CONF. RPI	ADJ CONF. RPI	
DIV. I ONLY	15-2-1	.86111	1	8-1-1	66	12	7	.61865	10	2	3
DIV. I NON-CONF.	9-0-0	1	1	3-0-0	135	64	22	.57943	26	3	3
TOTALS	RPI 1-25	RPI 26-50	W-L RECORDS		RPI 51-100	RPI 101-150		RPI 150+			
15-2-1	2-2-0	3-0-0	OVERALL		6-0-1	1-0-0		3-0-0			
9-1-0	1-1-0	3-0-0	HOME		2-0-0	1-0-0		2-0-0			
6-1-1	1-1-0	0-0-0	AWAY		4-0-1	0-0-0		1-0-0			
0-0-0	0-0-0	0-0-0	NEUTRAL		0-0-0	0-0-0		0-0-0			
9-0-0	0-0-0	0-0-0	NON-CONFERENCE		5-0-0	1-0-0		3-0-0			
5-0-0	0-0-0	0-0-0	HOME		2-0-0	1-0-0		2-0-0			
4-0-0	0-0-0	0-0-	AWAY		3-0-0	0-0-0		1-0-0			
0-0-0	0-0-0	0-0-0	NEUTRAL		0-0-0	0-0-0		0-0-0			
6-2-1	2-2-0	3-0-0	CONFERENCE		1-0-1	0-0-0		0-0-0			
4-1-0	1-1-0	3-0-0	HOME		0-0-0	0-0-0		0-0-0			
2-1-1	1-1-0	0-0-0	AWAY		1-0-1	0-0-0		0-0-0			
0-0-0	0-0-0	0-0-0	NEUTRAL		0-0-0	0-0-0		0-0-0			
RPI S	Opponent	Score	RPI S	Opponent	Score	RPI S	Opponent	Score	RPI S	Opponent	Score
4	H Notre Dame	0 1	32	H Wake Forest	3 1	52	A UConn	4 0	106	H Bucknell	4 1
11	H Virginia	1 0	43	H Boston College	2 1	61	H Cornell	3 0	165	H Niagara	3 0
15	A Clemson	1 0	49	H Duke	2 0	62	H St. Mary's (CA)	3 0	171	H Albany (NY)	2 1
22	A Louisville	1 2				81	A Virginia Tech	1 0	176	A Binghamton	1 0
						85	A St. John's (NY)	1 0			
						89	A North Carolina St.	0 0			
						99	A Rutgers	1 0			
LAST 10 GAMES											
			49	H Duke	2 0	52	A UConn	4 0			
			43	H Boston College	2 1	32	H Wake Forest	3 1			
			89	A North Carolina St.	0 0	171	H Albany (NY)	2 1			
			106	H Bucknell	4 1	81	A Virginia Tech	1 0			
			22	A Louisville	1 2	11	H Virginia	1 0			

Non-Div. I Games:

Syracuse

Average RPI Win:		72	WON-LOST RECORD		WINNING PCT. RANK		LAST 10 GAMES		STRENGTH OF SCHEDULE		OPP. STRENGTH OF SCHEDULE		TEAM RPI		ADJ RPI		CONF. RPI		ADJ CONF. RPI					
DIV. I ONLY			10-6-2		.61111		58		6-3-1		3		19		10		.6111		11		2		3	
DIV. I NON-CONF.			6-2-0		.75		18		3-0-0		1		30		8		.61687		7		3		3	
TOTALS		RPI 1-25		RPI 26-50		W-L RECORDS		RPI 51-100		RPI 101-150		RPI 150+												
10-6-2		0-3-2		5-3-0		OVERALL		3-0-0		1-0-0		1-0-0												
7-2-1		0-0-1		3-2-0		HOME		3-0-0		1-0-0		0-0-0												
2-4-1		0-3-1		1-1-0		AWAY		0-0-0		0-0-0		1-0-0												
1-0-0		0-0-0		1-0-0		NEUTRAL		0-0-0		0-0-0		0-0-0												
6-2-0		0-0-0		4-2-0		NON-CONFERENCE		1-0-0		1-0-0		0-0-0												
4-1-0		0-0-0		2-1-0		HOME		1-0-0		1-0-0		0-0-0												
1-1-0		0-0-0		1-0-		AWAY		0-0-0		0-0-0		0-0-0												
1-0-0		0-0-0		1-0-0		NEUTRAL		0-0-0		0-0-0		0-0-0												
4-4-2		0-3-2		1-1-0		CONFERENCE		2-0-0		0-0-0		1-0-0												
3-1-1		0-0-1		1-1-0		HOME		2-0-0		0-0-0		0-0-0												
1-3-1		0-3-1		0-0-0		AWAY		0-0-0		0-0-0		1-0-0												
0-0-0		0-0-0		0-0-0		NEUTRAL		0-0-0		0-0-0		0-0-0												
RPI	S	Opponent		Score		RPI	S	Opponent		Score		RPI	S	Opponent		Score								
4	A	Notre Dame		0 3		26	N	UAB		2 1		81	H	Virginia Tech		1 0								
4	H	Notre Dame		1 1		32	H	Wake Forest		1 2		81	H	Virginia Tech		1 0								
10	A	Syracuse		0 1		34	A	George Mason		1 0		100	H	VCU		1 0								
15	A	Clemson		1 2		38	H	Davidson		1 2														
21	A	North Carolina		1 1		39	H	Old Dominion		1 0														
						40	A	Tulsa		0 1														
						44	H	Radford		3 0														
						49	H	Duke		1 0														
LAST 10 GAMES																								
4	A	Notre Dame		0 3		15	A	Clemson		1 2														
81	H	Virginia Tech		1 0		49	H	Duke		1 0														
21	A	North Carolina		1 1		34	A	George Mason		1 0														
32	H	Wake Forest		1 2		164	A	Pittsburgh		3 0														
44	H	Radford		3 0		102	H	James Madison		2 1														

Non-Div. I Games:

Virginia

Average RPI Win:		80	WON-LOST RECORD		WINNING PCT. RANK		LAST 10 GAMES		STRENGTH OF SCHEDULE		OPP. STRENGTH OF SCHEDULE		TEAM RPI		ADJ RPI		CONF. RPI		ADJ CONF. RPI					
Average RPI Loss:		22																						
DIV. I ONLY			10-5-1		.65625		45		5-4-1		21		3		14		.60312		12		1		1	
DIV. I NON-CONF.			6-1-0		.85714		8		1-0-0		87		85		47		.54817		46		2		2	
TOTALS		RPI 1-25		RPI 26-50		W-L RECORDS		RPI 51-100		RPI 101-150		RPI 150+												
10-5-1		2-3-1		1-2-0		OVERALL		4-0-0		2-0-0		1-0-0												
6-2-0		1-1-0		0-1-0		HOME		2-0-0		2-0-0		1-0-0												
4-3-1		1-2-1		1-1-0		AWAY		2-0-0		0-0-0		0-0-0												
0-0-0		0-0-0		0-0-0		NEUTRAL		0-0-0		0-0-0		0-0-0												
6-1-0		0-1-0		1-0-0		NON-CONFERENCE		2-0-0		2-0-0		1-0-0												
4-0-0		0-0-0		0-0-0		HOME		1-0-0		2-0-0		1-0-0												
2-1-0		0-1-0		1-0-		AWAY		1-0-0		0-0-0		0-0-0												
0-0-0		0-0-0		0-0-0		NEUTRAL		0-0-0		0-0-0		0-0-0												
4-4-1		2-2-1		0-2-0		CONFERENCE		2-0-0		0-0-0		0-0-0												
2-2-0		1-1-0		0-1-0		HOME		1-0-0		0-0-0		0-0-0												
2-2-1		1-1-1		0-1-0		AWAY		1-0-0		0-0-0		0-0-0												
0-0-0		0-0-0		0-0-0		NEUTRAL		0-0-0		0-0-0		0-0-0												
RPI	S	Opponent		Score		RPI	S	Opponent		Score		RPI	S	Opponent		Score		RPI	S	Opponent		Score		
1	A	UCLA		1	0	32	A	Wake Forest		4	1	64	H	Delaware		4	2	141	H	SIUE		2	1	
1	H	UCLA		3	2	37	A	Oregon St.		2	6	83	A	San Diego St.		2	1	142	H	Gonzaga		1	0	
2	A	Stanford		1	1	37	H	Oregon St.		3	4	83	H	San Diego St.		4	3	159	H	Cleveland St.		6	1	
8	A	Washington		2	3							94	A	Santa Clara		4	0							
8	H	Washington		2	3																			
21	A	North Carolina		1	3																			
LAST 10 GAMES																								
		8	H	Washington	2	3		83	H	San Diego St.	4	3												
		37	H	Oregon St.	3	4		1	H	UCLA	3	2												
		1	A	UCLA	1	0		37	A	Oregon St.	2	6												
		83	A	San Diego St.	2	1		8	A	Washington	2	3												
		2	A	Stanford	1	1		94	A	Santa Clara	4	0												

Non-Div. I Games:

California

Average RPI Win:	82	WON-LOST	WINNING	LAST 10	STRENGTH OF	OPP. STRENGTH	TEAM	ADJ	CONF.	ADJ CONF.				
Average RPI Loss:	40	RECORD	PCT. RANK	GAMES	SCHEDULE	OF SCHEDULE	RPI	RPI	RPI	RPI				
DIV. I ONLY		10-4-2	.6875	29	6-2-2	17	23	12	.5987	13	4	4		
DIV. I NON-CONF.		5-2-0	.71429	28	1-0-0	24	69	17	.58635	22	4	4		
<hr/>														
TOTALS	RPI 1-25	RPI 26-50		W-L RECORDS		RPI 51-100		RPI 101-150		RPI 150+				
10-4-2	1-2-1	0-0-1		OVERALL		6-2-0		3-0-0		0-0-0				
6-1-1	0-1-1	0-0-0		HOME		4-0-0		2-0-0		0-0-0				
4-3-1	1-1-0	0-0-1		AWAY		2-2-0		1-0-0		0-0-0				
0-0-0	0-0-0	0-0-0		NEUTRAL		0-0-0		0-0-0		0-0-0				
<hr/>														
5-2-0	0-1-0	0-0-0		NON-CONFERENCE		3-1-0		2-0-0		0-0-0				
3-1-0	0-1-0	0-0-0		HOME		2-0-0		1-0-0		0-0-0				
2-1-0	0-0-0	0-0-		AWAY		1-1-0		1-0-0		0-0-0				
0-0-0	0-0-0	0-0-0		NEUTRAL		0-0-0		0-0-0		0-0-0				
<hr/>														
5-2-2	1-1-1	0-0-1		CONFERENCE		3-1-0		1-0-0		0-0-0				
3-0-1	0-0-1	0-0-0		HOME		2-0-0		1-0-0		0-0-0				
2-2-1	1-1-0	0-0-1		AWAY		1-1-0		0-0-0		0-0-0				
0-0-0	0-0-0	0-0-0		NEUTRAL		0-0-0		0-0-0		0-0-0				
<hr/>														
RPI	S	Opponent	Score		RPI	S	Opponent	Score		RPI	S	Opponent	Score	
5	A	Georgetown	2	0	48	A	Marquette	1	1	58	A	Butler	0	2
9	A	Creighton	0	3						65	H	Rhode Island	5	1
15	H	Clemson	1	2						67	A	Seton Hall	3	0
18	H	Xavier	0	0						77	A	Brown	3	2
										78	A	Quinnipiac	1	3
										84	H	Villanova	2	1
										85	H	St. John's (NY)	3	2
										86	H	Northeastern	3	1
<hr/>														
LAST 10 GAMES														
		9 A Creighton	0	3			85 H St. John's (NY)	3	2					
		58 A Butler	0	2			5 A Georgetown	2	0					
		124 H DePaul	2	1			84 H Villanova	2	1					
		67 A Seton Hall	3	0			18 H Xavier	0	0					
		48 A Marquette	1	1			86 H Northeastern	3	1					

Non-Div. I Games:

Providence

Average RPI Win:	101	WON-LOST RECORD	WINNING PCT. RANK	LAST 10 GAMES	STRENGTH OF SCHEDULE	OPP. STRENGTH OF SCHEDULE	TEAM RPI	ADJ RPI	CONF. RPI	ADJ CONF. RPI				
Average RPI Loss:	49													
DIV. I ONLY	12-3-2	.76471	6	6-2-2	50	41	15	.59386	14	11	11			
DIV. I NON-CONF.	7-2-0	.77778	15	1-1-0	43	14	12	.60605	10	13	13			
<hr/>														
TOTALS	RPI 1-25	RPI 26-50		W-L RECORDS	RPI 51-100		RPI 101-150		RPI 150+					
12-3-2	2-1-0	1-1-1		OVERALL	4-0-1		2-1-0		3-0-0					
10-0-0	1-0-0	1-0-0		HOME	3-0-0		2-0-0		3-0-0					
2-3-2	1-1-0	0-1-1		AWAY	1-0-1		0-1-0		0-0-0					
0-0-0	0-0-0	0-0-0		NEUTRAL	0-0-0		0-0-0		0-0-0					
7-2-0	2-1-0	1-0-0		NON-CONFERENCE	1-0-0		2-1-0		1-0-0					
6-0-0	1-0-0	1-0-0		HOME	1-0-0		2-0-0		1-0-0					
1-2-0	1-1-0	0-0-		AWAY	0-0-0		0-1-0		0-0-0					
0-0-0	0-0-0	0-0-0		NEUTRAL	0-0-0		0-0-0		0-0-0					
5-1-2	0-0-0	0-1-1		CONFERENCE	3-0-1		0-0-0		2-0-0					
4-0-0	0-0-0	0-0-0		HOME	2-0-0		0-0-0		2-0-0					
1-1-2	0-0-0	0-1-1		AWAY	1-0-1		0-0-0		0-0-0					
0-0-0	0-0-0	0-0-0		NEUTRAL	0-0-0		0-0-0		0-0-0					
RPI	S	Opponent	Score		RPI	S	Opponent	Score		RPI	S	Opponent	Score	
6	A	Indiana	1	3	34	A	George Mason	2	3	65	H	Rhode Island	1	0
9	A	Creighton	1	0	38	A	Davidson	0	0	71	A	Dayton	2	2
22	H	Louisville	1	0	40	H	Tulsa	1	0	81	H	Virginia Tech	3	1
										90	H	Duquesne	1	0
										100	A	VCU	1	0
												</		

Non-Div. I Games:

Saint Louis

Average RPI Win: 67		WON-LOST RECORD		WINNING PCT. RANK		LAST 10 GAMES		STRENGTH OF SCHEDULE		OPP. STRENGTH OF SCHEDULE		TEAM RPI		ADJ RPI		CONF. RPI		ADJ CONF. RPI	
Average RPI Loss: 35																			
DIV. I ONLY		10-6-2		.61111 58		6-2-2		9		17		16		.59333 15		2		3	
DIV. I NON-CONF.		5-4-0		.55556 83		2-1-0		21		18		25		.58258 23		3		3	
TOTALS		RPI 1-25		RPI 26-50		W-L RECORDS		RPI 51-100		RPI 101-150		RPI 150+							
10-6-2		2-4-1		4-0-1		OVERALL		2-2-0		0-0-0		2-0-0							
7-2-1		1-2-0		3-0-1		HOME		2-0-0		0-0-0		1-0-0							
3-3-1		1-1-1		1-0-0		AWAY		0-2-0		0-0-0		1-0-0							
0-1-0		0-1-0		0-0-0		NEUTRAL		0-0-0		0-0-0		0-0-0							
5-4-0		1-2-0		2-0-0		NON-CONFERENCE		1-2-0		0-0-0		1-0-0							
4-1-0		0-1-0		2-0-0		HOME		1-0-0		0-0-0		1-0-0							
1-2-0		1-0-0		0-0-		AWAY		0-2-0		0-0-0		0-0-0							
0-1-0		0-1-0		0-0-0		NEUTRAL		0-0-0		0-0-0		0-0-0							
5-2-2		1-2-1		2-0-1		CONFERENCE		1-0-0		0-0-0		1-0-0							
3-1-1		1-1-0		1-0-1		HOME		1-0-0		0-0-0		0-0-0							
2-1-1		0-1-1		1-0-0		AWAY		0-0-0		0-0-0		1-0-0							
0-0-0		0-0-0		0-0-0		NEUTRAL		0-0-0		0-0-0		0-0-0							
RPI S	Opponent	Score		RPI S	Opponent	Score		RPI S	Opponent	Score		RPI S	Opponent	Score					
3 H	Charlotte	0	1	28 H	Coastal Caro.	2	1	51 H	South Fla.	3	0	164 A	Pittsburgh	2	0				
10 H	Syracuse	0	1	32 H	Wake Forest	3	1	76 A	South Carolina	1	2	197 H	Gardner-Webb	6	0				
11 H	Virginia	2	1	32 H	Wake Forest	1	1	83 A	San Diego St.	1	2								
13 A	Providence	2	1	43 A	Boston College	2	0	89 H	North Carolina St.	2	0								
17 N	UC Irvine	1	2	44 H	Radford	1	0												
21 A	North Carolina	2	3																
22 A	Louisville	0	0																
LAST 10 GAMES																			
				32 H	Wake Forest	1	1	11 H	Virginia	2	1								
				89 H	North Carolina St.	2	0	164 A	Pittsburgh	2	0								
				51 H	South Fla.	3	0	3 H	Charlotte	0	1								
				22 A	Louisville	0	0	21 A	North Carolina	2	3								
				28 H	Coastal Caro.	2	1	32 H	Wake Forest	3	1								

Non-Div. I Games:

Clemson

Average RPI Win: 77		WON-LOST RECORD		WINNING PCT. RANK		LAST 10 GAMES		STRENGTH OF SCHEDULE		OPP. STRENGTH OF SCHEDULE		TEAM RPI		ADJ RPI		CONF. RPI		ADJ CONF. RPI	
DIV. I ONLY		12-5-2		.68421 32		9-1-0		22		13		13		.59314 16		3		2	
DIV. I NON-CONF.		6-3-1		.65 43		4-0-0		22		28		15		.59159 17		1		1	
TOTALS		RPI 1-25		RPI 26-50		W-L RECORDS		RPI 51-100		RPI 101-150		RPI 150+							
12-5-2		3-4-0		1-1-0		OVERALL		6-0-2		1-0-0		1-0-0							
10-2-1		2-2-0		1-0-0		HOME		5-0-1		1-0-0		1-0-0							
2-3-1		1-2-0		0-1-0		AWAY		1-0-1		0-0-0		0-0-0							
0-0-0		0-0-0		0-0-0		NEUTRAL		0-0-0		0-0-0		0-0-0							
6-3-1		0-2-0		1-1-0		NON-CONFERENCE		4-0-1		0-0-0		1-0-0							
6-1-1		0-1-0		1-0-0		HOME		4-0-1		0-0-0		1-0-0							
0-2-0		0-1-0		0-0-		AWAY		0-0-0		0-0-0		0-0-0							
0-0-0		0-0-0		0-0-0		NEUTRAL		0-0-0		0-0-0		0-0-0							
6-2-1		3-2-0		0-0-0		CONFERENCE		2-0-1		1-0-0		0-0-0							
4-1-0		2-1-0		0-0-0		HOME		1-0-0		1-0-0		0-0-0							
2-1-1		1-1-0		0-0-0		AWAY		1-0-1		0-0-0		0-0-0							
0-0-0		0-0-0		0-0-0		NEUTRAL		0-0-0		0-0-0		0-0-0							
RPI S	Opponent	Score		RPI S	Opponent	Score		RPI S	Opponent	Score		RPI S	Opponent	Score					
5 H	Georgetown	0	1	28 H	Coastal Caro.	3	2	53 A	Michigan	1	1	126 H	Wisconsin	2	0				
6 A	Indiana	2	1	50 A	Navy	1	2	63 H	UMBC	0	0	184 H	Hartwick	5	2				
7 H	Michigan St.	0	1					71 H	Dayton	1	0								
19 H	Penn St.	4	0					74 H	Lehigh	2	0								
20 A	Northwestern	2	3					94 H	Santa Clara	3	1								
22 A	Louisville	0	1					99 A	Rutgers	3	2								
23 H	Ohio St.	1	0					99 H	Rutgers	2	0								
								100 H	VCU	1	0								
LAST 10 GAMES																			
				99 H	Rutgers	2	0	6 A	Indiana	2	1								
				99 A	Rutgers	3	2	74 H	Lehigh	2	0								
				23 H	Ohio St.	1	0	19 H	Penn St.	4	0								
				184 H	Hartwick	5	2	100 H	VCU	1	0								
				94 H	Santa Clara	3	1	20 A	Northwestern	2	3								

Non-Div. I Games:

Maryland

Average RPI Win:	83	WON-LOST RECORD	WINNING PCT. RANK	LAST 10 GAMES	STRENGTH OF SCHEDULE	OPP. STRENGTH OF SCHEDULE	TEAM RPI	ADJ RPI	CONF. RPI	ADJ CONF. RPI									
DIV. I ONLY	13-5-2	.7	19	5-5-0	49	47	24	.59062	17	6	6								
DIV. I NON-CONF.	8-0-1	.94444	2	0-0-0	8	81	7	.62698	6	6	6								
<hr/>																			
TOTALS	RPI 1-25	RPI 26-50		W-L RECORDS	RPI 51-100		RPI 101-150		RPI 150+										
13-5-2	1-0-1	2-1-0		OVERALL	6-4-0		3-0-1		1-0-0										
6-2-0	0-0-0	1-0-0		HOME	2-2-0		2-0-0		1-0-0										
4-3-2	0-0-1	1-1-0		AWAY	3-2-0		0-0-1		0-0-0										
3-0-0	1-0-0	0-0-0		NEUTRAL	1-0-0		1-0-0		0-0-0										
<hr/>																			
8-0-1	1-0-1	2-0-0		NON-CONFERENCE	3-0-0		1-0-0		1-0-0										
2-0-0	0-0-0	1-0-0		HOME	0-0-0		0-0-0		1-0-0										
3-0-1	0-0-1	1-0-		AWAY	2-0-0		0-0-0		0-0-0										
3-0-0	1-0-0	0-0-0		NEUTRAL	1-0-0		1-0-0		0-0-0										
<hr/>																			
5-5-1	0-0-0	0-1-0		CONFERENCE	3-4-0		2-0-1		0-0-0										
4-2-0	0-0-0	0-0-0		HOME	2-2-0		2-0-0		0-0-0										
1-3-1	0-0-0	0-1-0		AWAY	1-2-0		0-0-1		0-0-0										
0-0-0	0-0-0	0-0-0		NEUTRAL	0-0-0		0-0-0		0-0-0										
<hr/>																			
RPI	S	Opponent	Score		RPI	S	Opponent	Score		RPI	S	Opponent	Score						
5	A	Georgetown	1	1	35	A	West Virginia	3	2	54	A	CSUN	0	2					
15	N	Clemson	2	1	45	H	San Diego	1	0	54	H	CSUN	0	3					
					47	A	UC Santa Barbara	0	1	56	A	UNLV	4	2					
										59	A	Loyola Marymount	3	2	107	N	Denver	2	1
										66	A	Cal St. Fullerton	1	0	116	A	Cal Poly	1	1
										66	H	Cal St. Fullerton	1	0	135	H	Sacramento St.	2	0
										70	H	UC Davis	1	0	135	H	Sacramento St.	2	0
										88	N	Utah Valley	2	1	200	H	Pacific	3	0
										93	A	UC Riverside	1	2					
										93	H	UC Riverside	0	2					
										LAST 10 GAMES									
										135	H	Sacramento St.	2	0	93	A	UC Riverside	1	2
93	H	UC Riverside	0	2	66	H	Cal St. Fullerton	1	0										
54	A	CSUN	0	2	135	H	Sacramento St.	2	0										
66	A	Cal St. Fullerton	1	0	70	H	UC Davis	1	0										
54	H	CSUN	0	3	47	A	UC Santa Barbara	0	1										

Non-Div. I Games:

UC Irvine

Average RPI Win: 97		WON-LOST RECORD		WINNING PCT. RANK		LAST 10 GAMES		STRENGTH OF SCHEDULE		OPP. STRENGTH OF SCHEDULE		TEAM RPI		ADJ RPI		CONF. RPI		ADJ CONF. RPI					
DIV. I ONLY		12-4-2		.72222		11		7-1-2		42		38		18		.5889		18		4		4	
DIV. I NON-CONF.		6-3-0		.66667		38		1-0-0		83		131		38		.55524		39		4		4	
TOTALS		RPI 1-25		RPI 26-50		W-L RECORDS		RPI 51-100		RPI 101-150		RPI 150+											
12-4-2		0-2-2		1-0-0		OVERALL		6-1-0		3-1-0		2-0-0											
8-1-1		0-0-1		0-0-0		HOME		5-1-0		1-0-0		2-0-0											
4-3-1		0-2-1		1-0-0		AWAY		1-0-0		2-1-0		0-0-0											
0-0-0		0-0-0		0-0-0		NEUTRAL		0-0-0		0-0-0		0-0-0											
6-3-0		0-1-0		0-0-0		NON-CONFERENCE		2-1-0		2-1-0		2-0-0											
4-1-0		0-0-0		0-0-0		HOME		2-1-0		0-0-0		2-0-0											
2-2-0		0-1-0		0-0-		AWAY		0-0-0		2-1-0		0-0-0											
0-0-0		0-0-0		0-0-0		NEUTRAL		0-0-0		0-0-0		0-0-0											
6-1-2		0-1-2		1-0-0		CONFERENCE		4-0-0		1-0-0		0-0-0											
4-0-1		0-0-1		0-0-0		HOME		3-0-0		1-0-0		0-0-0											
2-1-1		0-1-1		1-0-0		AWAY		1-0-0		0-0-0		0-0-0											
0-0-0		0-0-0		0-0-0		NEUTRAL		0-0-0		0-0-0		0-0-0											
RPI	S	Opponent		Score		RPI	S	Opponent		Score		RPI	S	Opponent		Score							
5	A	Georgetown		0 1		48	A	Marquette		1 0		58	H	Butler		2 0							
9	H	Creighton		1 1								59	H	Loyola Marymount		2 0							
13	A	Providence		0 0								61	H	Cornell		1 0							
25	A	Kentucky		0 1								67	A	Seton Hall		3 1							
												84	H	Villanova		3 0							
												85	H	St. John's (NY)		1 0							
												91	H	Lipscomb		2 3							

Non-Div. I Games:

Xavier

Average RPI Win: 82		WON-LOST RECORD		WINNING PCT. RANK		LAST 10 GAMES		STRENGTH OF SCHEDULE		OPP. STRENGTH OF SCHEDULE		TEAM RPI		ADJ RPI		CONF. RPI		ADJ CONF. RPI					
DIV. I ONLY		12-5-1		.69444		20		5-5-0		47		11		19		.5854		19		3		2	
DIV. I NON-CONF.		7-1-1		.83333		9		2-1-0		84		49		36		.55763		38		1		1	
TOTALS		RPI 1-25		RPI 26-50		W-L RECORDS		RPI 51-100		RPI 101-150		RPI 150+											
12-5-1		2-4-0		1-1-0		OVERALL		5-0-0		3-0-1		1-0-0											
9-3-0		1-2-0		1-1-0		HOME		4-0-0		2-0-0		1-0-0											
3-2-1		1-2-0		0-0-0		AWAY		1-0-0		1-0-1		0-0-0											
0-0-0		0-0-0		0-0-0		NEUTRAL		0-0-0		0-0-0		0-0-0											
7-1-1		0-0-0		1-1-0		NON-CONFERENCE		3-0-0		2-0-1		1-0-0											
6-1-0		0-0-0		1-1-0		HOME		3-0-0		1-0-0		1-0-0											
1-0-1		0-0-0		0-0-		AWAY		0-0-0		1-0-1		0-0-0											
0-0-0		0-0-0		0-0-0		NEUTRAL		0-0-0		0-0-0		0-0-0											
5-4-0		2-4-0		0-0-0		CONFERENCE		2-0-0		1-0-0		0-0-0											
3-2-0		1-2-0		0-0-0		HOME		1-0-0		1-0-0		0-0-0											
2-2-0		1-2-0		0-0-0		AWAY		1-0-0		0-0-0		0-0-0											
0-0-0		0-0-0		0-0-0		NEUTRAL		0-0-0		0-0-0		0-0-0											
RPI	S	Opponent		Score		RPI	S	Opponent		Score		RPI	S	Opponent		Score							
6	A	Indiana		1 0		27	H	Akron		1 0		53	A	Michigan		1 0							
7	H	Michigan St.		0 2		35	H	West Virginia		1 2		72	H	Saint Francis (PA)		3 0							
7	H	Michigan St.		0 1								85	H	St. John's (NY)		3 0							
16	A	Maryland		0 4								92	H	Oakland		1 0							
20	A	Northwestern		1 2								99	H	Rutgers		1 0							
23	H	Ohio St.		1 0																			
LAST 10 GAMES																							
		7 H Michigan St.		0 1				7 H Michigan St.		0 2													
		27 H Akron		1 0				16 A Maryland		0 4													
		20 A Northwestern		1 2				99 H Rutgers		1 0													
		126 H Wisconsin		2 1				106 A Bucknell		2 0													
		35 H West Virginia		1 2				53 A Michigan		1 0													

Non-Div. I Games:

Penn St.

Average RPI Win:	86	WON-LOST	WINNING	LAST 10	STRENGTH OF	OPP. STRENGTH	TEAM	ADJ	CONF.	ADJ CONF.		
Average RPI Loss:	49	RECORD	PCT. RANK	GAMES	SCHEDULE	OF SCHEDULE	RPI	RPI	RPI	RPI		
DIV. I ONLY		9-3-6	.66667	38	5-2-3	19	16	22	.58536	20	3	2
DIV. I NON-CONF.		5-2-2	.66667	38	1-2-0	42	56	34	.56155	36	1	1
<hr/>												
TOTALS	RPI 1-25	RPI 26-50		W-L RECORDS		RPI 51-100		RPI 101-150		RPI 150+		
9-3-6	2-2-3	0-0-1		OVERALL		4-0-2		3-1-0		0-0-0		
7-0-2	2-0-1	0-0-0		HOME		3-0-1		2-0-0		0-0-0		
2-3-3	0-2-2	0-0-1		AWAY		1-0-0		1-1-0		0-0-0		
0-0-1	0-0-0	0-0-0		NEUTRAL		0-0-1		0-0-0		0-0-0		
5-2-2	0-1-0	0-0-1		NON-CONFERENCE		3-0-1		2-1-0		0-0-0		
4-0-0	0-0-0	0-0-0		HOME		3-0-0		1-0-0		0-0-0		
1-2-1	0-1-0	0-1-		AWAY		0-0-0		1-1-0		0-0-0		
0-0-1	0-0-0	0-0-0		NEUTRAL		0-0-1		0-0-0		0-0-0		
4-1-4	2-1-3	0-0-0		CONFERENCE		1-0-1		1-0-0		0-0-0		
3-0-2	2-0-1	0-0-0		HOME		0-0-1		1-0-0		0-0-0		
1-1-2	0-1-2	0-0-0		AWAY		1-0-0		0-0-0		0-0-0		
0-0-0	0-0-0	0-0-0		NEUTRAL		0-0-0		0-0-0		0-0-0		
RPI	S	Opponent	Score	RPI	S	Opponent	Score	RPI	S	Opponent	Score	
4	A	Notre Dame	0 1	47	A	UC Santa Barbara	1 1	53	H	Michigan	0 0	
6	A	Indiana	1 1					66	N	Cal St. Fullerton	0 0	
6	H	Indiana	1 1					75	H	Hofstra	3 0	
7	A	Michigan St.	1 1					78	H	Quinnipiac	2 0	
16	H	Maryland	3 2					87	H	Valparaiso	1 0	
19	H	Penn St.	2 1					99	A	Rutgers	2 0	
23	A	Ohio St.	0 2									
				LAST 10 GAMES								
		6 H Indiana	1 1			99 A Rutgers	2 0					
		126 H Wisconsin	2 0			4 A Notre Dame	0 1					
		19 H Penn St.	2 1			146 A Northern Ill.	2 0					
		119 A Loyola Chicago	0 1			16 H Maryland	3 2					
		7 A Michigan St.	1 1			6 A Indiana	1 1					

Non-Div. I Games:

Northwestern

Average RPI Win:		96	WON-LOST RECORD		WINNING PCT. RANK	LAST 10 GAMES		STRENGTH OF SCHEDULE		OPP. STRENGTH OF SCHEDULE	TEAM RPI	ADJ RPI	CONF. RPI	ADJ CONF. RPI			
Average RPI Loss:		20															
DIV. I ONLY			12-5-1		.69444	20		45		15	17	.58517	21	2	3		
DIV. I NON-CONF.			7-2-0		.77778	15		53		47	23	.57954	25	3	3		
TOTALS		RPI 1-25		RPI 26-50		W-L RECORDS		RPI 51-100		RPI 101-150		RPI 150+					
12-5-1		2-4-1		2-1-0		OVERALL		3-0-0		1-0-0		4-0-0					
7-2-1		2-2-1		0-0-0		HOME		1-0-0		0-0-0		4-0-0					
5-3-0		0-2-0		2-1-0		AWAY		2-0-0		1-0-0		0-0-0					
0-0-0		0-0-0		0-0-0		NEUTRAL		0-0-0		0-0-0		0-0-0					
7-2-0		1-2-0		1-0-0		NON-CONFERENCE		1-0-0		1-0-0		3-0-0					
4-1-0		1-1-0		0-0-0		HOME		0-0-0		0-0-0		3-0-0					
3-1-0		0-1-0		1-0-		AWAY		1-0-0		1-0-0		0-0-0					
0-0-0		0-0-0		0-0-0		NEUTRAL		0-0-0		0-0-0		0-0-0					
5-3-1		1-2-1		1-1-0		CONFERENCE		2-0-0		0-0-0		1-0-0					
3-1-1		1-1-1		0-0-0		HOME		1-0-0		0-0-0		1-0-0					
2-2-0		0-1-0		1-1-0		AWAY		1-0-0		0-0-0		0-0-0					
0-0-0		0-0-0		0-0-0		NEUTRAL		0-0-0		0-0-0		0-0-0					
RPI	S	Opponent		Score		RPI	S	Opponent		Score		RPI	S	Opponent		Score	
1	H	UCLA		0	1	39	A	Old Dominion		1	0	81	H	Virginia Tech		5	0
4	A	Notre Dame		0	2	43	A	Boston College		2	0	89	A	North Carolina St.		1	0
11	H	Virginia		1	1	49	A	Duke		1	2	100	A	VCU		1	0
12	H	California		3	1												
15	H	Clemson		3	2												
22	H	Louisville		0	1												
24	A	UNCW		3	4												
LAST 10 GAMES																	
		22 H Louisville		0	1			167 H Georgia St.		4	0						
		11 H Virginia		1	1			81 H Virginia Tech		5	0						
		172 H Ga. Southern		6	2			162 H Campbell		3	0						
		43 A Boston College		2	0			15 H Clemson		3	2						
		89 A North Carolina St.		1	0			24 A UNCW		3	4						

Non-Div. I Games:

North Carolina

Average RPI Win: 65		WON-LOST RECORD		WINNING PCT. RANK		LAST 10 GAMES		STRENGTH OF SCHEDULE		OPP. STRENGTH OF SCHEDULE		TEAM RPI		ADJ RPI		CONF. RPI		ADJ CONF. RPI					
DIV. I ONLY		9-6-3		.58333		73		4-4-2		7		18		23		.58412		22		2		3	
DIV. I NON-CONF.		4-3-2		.55556		83		2-1-1		18		22		28		.57354		30		3		3	
TOTALS		RPI 1-25		RPI 26-50		W-L RECORDS		RPI 51-100		RPI 101-150		RPI 150+											
9-6-3		4-4-1		2-1-0		OVERALL		0-1-1		2-0-1		1-0-0											
6-2-3		2-2-1		1-0-0		HOME		0-0-1		2-0-1		1-0-0											
3-4-0		2-2-0		1-1-0		AWAY		0-1-0		0-0-0		0-0-0											
0-0-0		0-0-0		0-0-0		NEUTRAL		0-0-0		0-0-0		0-0-0											
4-3-2		2-3-0		0-0-0		NON-CONFERENCE		0-0-1		2-0-1		0-0-0											
3-2-2		1-2-0		0-0-0		HOME		0-0-1		2-0-1		0-0-0											
1-1-0		1-1-0		0-0-		AWAY		0-0-0		0-0-0		0-0-0											
0-0-0		0-0-0		0-0-0		NEUTRAL		0-0-0		0-0-0		0-0-0											
5-3-1		2-1-1		2-1-0		CONFERENCE		0-1-0		0-0-0		1-0-0											
3-0-1		1-0-1		1-0-0		HOME		0-0-0		0-0-0		1-0-0											
2-3-0		1-1-0		1-1-0		AWAY		0-1-0		0-0-0		0-0-0											
0-0-0		0-0-0		0-0-0		NEUTRAL		0-0-0		0-0-0		0-0-0											
RPI	S	Opponent		Score		RPI	S	Opponent		Score		RPI	S	Opponent		Score							
4	A	Notre Dame		2	3	32	A	Wake Forest		0	1	61	H	Cornell		0	0						
6	H	Indiana		0	3	43	A	Boston College		3	2	89	A	North Carolina St.		1	2						
10	H	Syracuse		2	1	49	H	Duke		5	0												
14	A	Saint Louis		0	1																		
15	H	Clemson		0	0																		
16	H	Maryland		1	0																		
21	A	North Carolina		1	0																		
23	H	Ohio St.		0	1																		
25	A	Kentucky		2	1																		
LAST 10 GAMES																							
21	A	North Carolina		1	0	10	H	Syracuse		2	1												
32	A	Wake Forest		0	1	125	H	FGCU		2	1												
141	H	SIUE		0	0	4	A	Notre Dame		2	3												
15	H	Clemson		0	0	6	H	Indiana		0	3												
130	H	Evansville		3	0	89	A	North Carolina St.		1	2												

Non-Div. I Games:

Louisville

Average RPI Win: 55		WON-LOST	WINNING	LAST 10	STRENGTH OF		OPP. STRENGTH	TEAM	ADJ	CONF.	ADJ CONF.
Average RPI Loss: 39		RECORD	PCT. RANK	GAMES	SCHEDULE		OF SCHEDULE	RPI	RPI	RPI	RPI
DIV. I ONLY		9-6-4	.57895	80	6-3-1		13	7	26	.58252	23
DIV. I NON-CONF.		3-3-4	.5	105	1-1-1		13	10	24	.58949	19
TOTALS		RPI 1-25	RPI 26-50		W-L RECORDS		RPI 51-100		RPI 101-150		RPI 150+
9-6-4		3-3-2	1-1-0		OVERALL		4-2-2		1-0-0		0-0-0
5-2-3		2-1-1	0-1-0		HOME		3-0-2		0-0-0		0-0-0
3-4-1		1-2-1	0-0-0		AWAY		1-2-0		1-0-0		0-0-0
1-0-0		0-0-0	1-0-0		NEUTRAL		0-0-0		0-0-0		0-0-0
3-3-4		1-0-2	1-1-0		NON-CONFERENCE		1-2-2		0-0-0		0-0-0
1-1-3		0-0-1	0-1-0		HOME		1-0-2		0-0-0		0-0-0
1-2-1		1-0-1	0-0-		AWAY		0-2-0		0-0-0		0-0-0
1-0-0		0-0-0	1-0-0		NEUTRAL		0-0-0		0-0-0		0-0-0
6-3-0		2-3-0	0-0-0		CONFERENCE		3-0-0		1-0-0		0-0-0
4-1-0		2-1-0	0-0-0		HOME		2-0-0		0-0-0		0-0-0
2-2-0		0-2-0	0-0-0		AWAY		1-0-0		1-0-0		0-0-0
0-0-0		0-0-0	0-0-0		NEUTRAL		0-0-0		0-0-0		0-0-0
RPI S	Opponent	Score	RPI S	Opponent	Score	RPI S	Opponent	Score	RPI S	Opponent	Score
6 H	Indiana	1 2	27 H	Akron	1 3	53 A	Michigan	2 1	126 A	Wisconsin	2 0
7 H	Michigan St.	3 2	42 N	Elon	1 0	53 H	Michigan	1 0			
16 A	Maryland	0 1				58 H	Butler	2 2			
19 A	Penn St.	0 1				69 H	Bowling Green	3 0			
20 H	Northwestern	2 0				70 H	UC Davis	0 0			
22 A	Louisville	1 0				71 A	Dayton	0 1			
24 A	UNCW	1 1				92 A	Oakland	0 1			
25 H	Kentucky	1 1				99 H	Rutgers	4 1			
LAST 10 GAMES											
			53 H	Michigan	1 0	69 H	Bowling Green	3 0			
			53 A	Michigan	2 1	126 A	Wisconsin	2 0			
			16 A	Maryland	0 1	6 H	Indiana	1 2			
			25 H	Kentucky	1 1	92 A	Oakland	0 1			
			99 H	Rutgers	4 1	7 H	Michigan St.	3 2			

Non-Div. I Games:

Ohio St.

UNCW

Average RPI Win: 98		WON-LOST RECORD		WINNING PCT. RANK		LAST 10 GAMES		STRENGTH OF SCHEDULE		OPP. STRENGTH OF SCHEDULE		TEAM RPI		ADJ RPI		CONF. RPI		ADJ CONF. RPI	
DIV. I ONLY		12-3-2		.76471 6		7-2-1		67		48		20		.58005 24		8		8	
DIV. I NON-CONF.		7-1-1		.83333 9		2-0-0		51		27		14		.59765 14		7		9	
TOTALS		RPI 1-25		RPI 26-50		W-L RECORDS		RPI 51-100		RPI 101-150		RPI 150+							
12-3-2		1-0-1		2-2-0		OVERALL		3-1-0		3-0-1		3-0-0							
5-3-1		1-0-1		1-2-0		HOME		1-1-0		0-0-0		2-0-0							
7-0-1		0-0-0		1-0-0		AWAY		2-0-0		3-0-1		1-0-0							
0-0-0		0-0-0		0-0-0		NEUTRAL		0-0-0		0-0-0		0-0-0							
7-1-1		1-0-1		2-1-0		NON-CONFERENCE		1-0-0		1-0-0		2-0-0							
3-1-1		1-0-1		1-1-0		HOME		0-0-0		0-0-0		1-0-0							
4-0-0		0-0-0		1-0-		AWAY		1-0-0		1-0-0		1-0-0							
0-0-0		0-0-0		0-0-0		NEUTRAL		0-0-0		0-0-0		0-0-0							
5-2-1		0-0-0		0-1-0		CONFERENCE		2-1-0		2-0-1		1-0-0							
2-2-0		0-0-0		0-1-0		HOME		1-1-0		0-0-0		1-0-0							
3-0-1		0-0-0		0-0-0		AWAY		1-0-0		2-0-1		0-0-0							
0-0-0		0-0-0		0-0-0		NEUTRAL		0-0-0		0-0-0		0-0-0							
RPI S	Opponent		Score		RPI S	Opponent		Score		RPI S	Opponent		Score		RPI S	Opponent		Score	
21 H	North Carolina		4	3	39 A	Old Dominion		2	1	64 H	Delaware		0	1	101 A	High Point		2	0
23 H	Ohio St.		1	1	41 H	Winthrop		1	2	75 H	Hofstra		2	0	102 A	James Madison		1	1
					42 H	Elon		1	2	76 A	South Carolina		2	1	109 A	William & Mary		1	0
					49 H	Duke		2	1	86 A	Northeastern		2	0	150 A	Drexel		3	0
															151 H	UNC Greensboro		2	1
															161 H	Col. of Charleston		2	0
															162 A	Campbell		1	0
				LAST 10 GAMES															
					150 A	Drexel		3	0	161 H	Col. of Charleston		2	0					
					75 H	Hofstra		2	0	64 H	Delaware		0	1					
					86 A	Northeastern		2	0	21 H	North Carolina		4	3					
					42 H	Elon		1	2	109 A	William & Mary		1	0					
					102 A	James Madison		1	1	49 H	Duke		2	1					

Non-Div. I Games:

UNCW

Average RPI Win:	88	WON-LOST	WINNING	LAST 10	STRENGTH OF	OPP. STRENGTH	TEAM	ADJ	CONF.	ADJ CONF.				
Average RPI Loss:	37	RECORD	PCT. RANK	GAMES	SCHEDULE	OF SCHEDULE	RPI	RPI	RPI	RPI				
DIV. I ONLY	10-4-4	.66667	38	6-1-3	34	30	27	.5778	25	5	5			
DIV. I NON-CONF.	5-3-2	.6	64	1-0-1	40	24	29	.58123	24	5	5			
<hr/>														
TOTALS	RPI 1-25	RPI 26-50		W-L RECORDS		RPI 51-100		RPI 101-150		RPI 150+				
10-4-4	2-3-1	2-0-1		OVERALL		1-0-1		4-1-0		1-0-1				
5-2-2	1-2-0	1-0-1		HOME		0-0-1		2-0-0		1-0-0				
5-1-2	1-0-1	1-0-0		AWAY		1-0-0		2-1-0		0-0-1				
0-1-0	0-1-0	0-0-0		NEUTRAL		0-0-0		0-0-0		0-0-0				
<hr/>														
5-3-2	2-2-1	0-0-0		NON-CONFERENCE		0-0-1		2-1-0		1-0-0				
3-1-1	1-1-0	0-0-0		HOME		0-0-1		1-0-0		1-0-0				
2-1-1	1-0-1	0-0-		AWAY		0-0-0		1-1-0		0-0-0				
0-1-0	0-1-0	0-0-0		NEUTRAL		0-0-0		0-0-0		0-0-0				
<hr/>														
5-1-2	0-1-0	2-0-1		CONFERENCE		1-0-0		2-0-0		0-0-1				
2-1-1	0-1-0	1-0-1		HOME		0-0-0		1-0-0		0-0-0				
3-0-1	0-0-0	1-0-0		AWAY		1-0-0		1-0-0		0-0-1				
0-0-0	0-0-0	0-0-0		NEUTRAL		0-0-0		0-0-0		0-0-0				
<hr/>														
RPI	S	Opponent	Score		RPI	S	Opponent	Score		RPI	S	Opponent	Score	
3	H	Charlotte	1	2	26	A	UAB	1	0	60	H	Furman	0	0
4	A	Notre Dame	1	0	30	H	New Mexico	1	0	76	A	South Carolina	4	3
6	N	Indiana	0	1	39	H	Old Dominion	1	1					
18	H	Xavier	1	0										
22	H	Louisville	1	2										
23	A	Ohio St.	1	1										
<hr/>														
LAST 10 GAMES														
3	H	Charlotte	1	2	130	A	Evansville	5	1					
114	A	FIU	1	0	145	H	Marshall	2	0					
23	A	Ohio St.	1	1	26	A	UAB	1	0					
76	A	South Carolina	4	3	39	H	Old Dominion	1	1					
30	H	New Mexico	1	0	192	A	Fla. Atlantic	0	0					

Non-Div. I Games:

Kentucky

UAB

Average RPI Win: 97		WON-LOST RECORD		WINNING PCT. RANK		LAST 10 GAMES		STRENGTH OF SCHEDULE		OPP. STRENGTH OF SCHEDULE		TEAM RPI		ADJ RPI		CONF. RPI		ADJ CONF. RPI	
Average RPI Loss: 27																			
DIV. I ONLY		10-6-1		.61765 57		6-4-0		20		34		25		.57502 26		5		5	
DIV. I NON-CONF.		5-3-1		.61111 57		1-1-0		17		34		20		.58973 18		5		5	
TOTALS		RPI 1-25		RPI 26-50		W-L RECORDS		RPI 51-100		RPI 101-150		RPI 150+							
10-6-1		0-3-0		2-2-0		OVERALL		3-1-1		4-0-0		1-0-0							
5-2-1		0-1-0		1-1-0		HOME		1-0-1		3-0-0		0-0-0							
5-2-0		0-1-0		1-1-0		AWAY		2-0-0		1-0-0		1-0-0							
0-2-0		0-1-0		0-0-0		NEUTRAL		0-1-0		0-0-0		0-0-0							
5-3-1		0-1-0		1-1-0		NON-CONFERENCE		2-1-1		2-0-0		0-0-0							
3-0-1		0-0-0		0-0-0		HOME		1-0-1		2-0-0		0-0-0							
2-1-0		0-0-0		1-0-		AWAY		1-0-0		0-0-0		0-0-0							
0-2-0		0-1-0		0-0-0		NEUTRAL		0-1-0		0-0-0		0-0-0							
5-3-0		0-2-0		1-1-0		CONFERENCE		1-0-0		2-0-0		1-0-0							
2-2-0		0-1-0		1-1-0		HOME		0-0-0		1-0-0		0-0-0							
3-1-0		0-1-0		0-0-0		AWAY		1-0-0		1-0-0		1-0-0							
0-0-0		0-0-0		0-0-0		NEUTRAL		0-0-0		0-0-0		0-0-0							
RPI S	Opponent	Score		RPI S	Opponent	Score		RPI S	Opponent	Score		RPI S	Opponent	Score					
3 A	Charlotte	0	1	27 A	Akron	0	1	54 N	CSUN	0	2	108 H	Memphis	3	1				
11 N	Virginia	1	2	28 A	Coastal Caro.	2	1	68 H	Missouri St.	3	1	114 A	FIU	3	2				
25 H	Kentucky	0	1	30 H	New Mexico	3	2	71 H	Dayton	0	0	133 H	Vermont	4	1				
				39 H	Old Dominion	2	3	76 A	South Carolina	1	0	145 H	Marshall	7	2				
								80 A	Mercer	2	1	192 A	Fla. Atlantic	3	0				
				LAST 10 GAMES															
				192 A	Fla. Atlantic	3	0	76 A	South Carolina	1	0								
				39 H	Old Dominion	2	3	25 H	Kentucky	0	1								
				30 H	New Mexico	3	2	27 A	Akron	0	1								
				3 A	Charlotte	0	1	114 A	FIU	3	2								
				145 H	Marshall	7	2	68 H	Missouri St.	3	1								

Non-Div. I Games:

UAB

Average RPI Win: 88		WON-LOST RECORD		WINNING PCT. RANK		LAST 10 GAMES		STRENGTH OF SCHEDULE		OPP. STRENGTH OF SCHEDULE		TEAM RPI		ADJ RPI		CONF. RPI		ADJ CONF. RPI	
DIV. I ONLY		11-6-1		.63889 52		7-3-0		31		40		28		.57261 27		7		7	
DIV. I NON-CONF.		7-5-1		.57692 74		3-2-0		35		16		26		.57936 27		9		8	
TOTALS		RPI 1-25		RPI 26-50		W-L RECORDS		RPI 51-100		RPI 101-150		RPI 150+							
11-6-1		1-2-0		3-2-0		OVERALL		3-2-0		1-0-1		3-0-0							
8-1-0		0-0-0		3-0-0		HOME		2-1-0		0-0-0		3-0-0							
3-5-1		1-2-0		0-2-0		AWAY		1-1-0		1-0-1		0-0-0							
0-0-0		0-0-0		0-0-0		NEUTRAL		0-0-0		0-0-0		0-0-0							
7-5-1		1-2-0		2-2-0		NON-CONFERENCE		2-1-0		0-0-1		2-0-0							
6-0-0		0-0-0		2-0-0		HOME		2-0-0		0-0-0		2-0-0							
1-5-1		1-2-0		0-0-		AWAY		0-1-0		0-0-1		0-0-0							
0-0-0		0-0-0		0-0-0		NEUTRAL		0-0-0		0-0-0		0-0-0							
4-1-0		0-0-0		1-0-0		CONFERENCE		1-1-0		1-0-0		1-0-0							
2-1-0		0-0-0		1-0-0		HOME		0-1-0		0-0-0		1-0-0							
2-0-0		0-0-0		0-0-0		AWAY		1-0-0		1-0-0		0-0-0							
0-0-0		0-0-0		0-0-0		NEUTRAL		0-0-0		0-0-0		0-0-0							
RPI	S	Opponent		Score		RPI	S	Opponent		Score		RPI	S	Opponent		Score			
7	A	Michigan St.		0	1	26	H	UAB		1	0	51	A	South Fla.		1	2		
19	A	Penn St.		0	1	30	A	New Mexico		0	1	53	H	Michigan		3	0		
23	A	Ohio St.		3	1	32	A	Wake Forest		1	2	69	A	Bowling Green		1	0		
						35	H	West Virginia		3	2	82	H	Hartford		2	0		
						40	H	Tulsa		3	0	95	H	Western Mich.		0	1		
								LAST 10 GAMES											
						155	H	Buffalo		4	0	35	H	West Virginia		3	2		
						19	A	Penn St.		0	1	53	H	Michigan		3	0		
						146	A	Northern Ill.		2	1	69	A	Bowling Green		1	0		
						159	H	Cleveland St.		5	0	7	A	Michigan St.		0	1		
						95	H	Western Mich.		0	1	26	H	UAB		1	0		

Non-Div. I Games:

Akron

Average RPI Win:	114	WON-LOST RECORD	WINNING PCT. RANK	LAST 10 GAMES	STRENGTH OF SCHEDULE	OPP. STRENGTH OF SCHEDULE	TEAM RPI	ADJ RPI	CONF. RPI	ADJ CONF. RPI				
DIV. I ONLY		12-5-1	.69444	20	7-2-1	54	93	30	.57246	28	20	20		
DIV. I NON-CONF.		5-4-0	.55556	83	1-1-0	5	7	3	.63125	4	16	18		
<hr/>														
TOTALS	RPI 1-25	RPI 26-50		W-L RECORDS		RPI 51-100		RPI 101-150		RPI 150+				
12-5-1	1-2-0	2-2-0		OVERALL		3-1-0		1-0-1		5-0-0				
6-2-1	0-0-0	2-1-0		HOME		1-1-0		0-0-1		3-0-0				
6-3-0	1-2-0	0-1-0		AWAY		2-0-0		1-0-0		2-0-0				
0-0-0	0-0-0	0-0-0		NEUTRAL		0-0-0		0-0-0		0-0-0				
5-4-0	1-2-0	1-1-0		NON-CONFERENCE		3-1-0		0-0-0		0-0-0				
2-2-0	0-0-0	1-1-0		HOME		1-1-0		0-0-0		0-0-0				
3-2-0	1-2-0	0-0-		AWAY		2-0-0		0-0-0		0-0-0				
0-0-0	0-0-0	0-0-0		NEUTRAL		0-0-0		0-0-0		0-0-0				
7-1-1	0-0-0	1-1-0		CONFERENCE		0-0-0		1-0-1		5-0-0				
4-0-1	0-0-0	1-0-0		HOME		0-0-0		0-0-1		3-0-0				
3-1-0	0-0-0	0-1-0		AWAY		0-0-0		1-0-0		2-0-0				
0-0-0	0-0-0	0-0-0		NEUTRAL		0-0-0		0-0-0		0-0-0				
RPI	S	Opponent	Score		RPI	S	Opponent	Score		RPI	S	Opponent	Score	
3	A	Charlotte	2	1	26	H	UAB	1	2	52	A	UConn	3	2
15	A	Clemson	1	2	41	H	Winthrop	2	0	60	H	Furman	0	1
16	A	Maryland	2	3	42	H	Elon	3	1	76	H	South Carolina	3	0
					44	A	Radford	0	1	89	A	North Carolina St.	3	1

Non-Div. I Games:

Coastal Caro.

Average RPI Win:	112	WON-LOST	WINNING	LAST 10	STRENGTH OF	OPP. STRENGTH	TEAM	ADJ	CONF.	ADJ CONF.	
Average RPI Loss:	37	RECORD	PCT. RANK	GAMES	SCHEDULE	OF SCHEDULE	RPI	RPI	RPI	RPI	
DIV. I ONLY	10-4-2	.6875	29	7-2-1	46	73	29	.57245	29	10	9
DIV. I NON-CONF.	6-3-1	.65	43	3-1-0	56	38	32	.56978	32	12	11
<hr/>											
TOTALS	RPI 1-25	RPI 26-50		W-L RECORDS		RPI 51-100		RPI 101-150		RPI 150+	
10-4-2	0-2-0	2-1-0		OVERALL		2-0-1		4-1-1		2-0-0	
4-2-1	0-0-0	0-1-0		HOME		0-0-1		2-1-0		2-0-0	
6-1-1	0-1-0	2-0-0		AWAY		2-0-0		2-0-1		0-0-0	
0-1-0	0-1-0	0-0-0		NEUTRAL		0-0-0		0-0-0		0-0-0	
<hr/>											
6-3-1	0-2-0	1-1-0		NON-CONFERENCE		1-0-0		3-0-1		1-0-0	
3-1-0	0-0-0	0-1-0		HOME		0-0-0		2-0-0		1-0-0	
3-1-1	0-1-0	1-0-		AWAY		1-0-0		1-0-1		0-0-0	
0-1-0	0-1-0	0-0-0		NEUTRAL		0-0-0		0-0-0		0-0-0	
<hr/>											
4-1-1	0-0-0	1-0-0		CONFERENCE		1-0-1		1-1-0		1-0-0	
1-1-1	0-0-0	0-0-0		HOME		0-0-1		0-1-0		1-0-0	
3-0-0	0-0-0	1-0-0		AWAY		1-0-0		1-0-0		0-0-0	
0-0-0	0-0-0	0-0-0		NEUTRAL		0-0-0		0-0-0		0-0-0	
<hr/>											
RPI S	Opponent	Score		RPI S	Opponent	Score		RPI S	Opponent	Score	
4 A	Notre Dame	1	4	33 H	Boston U.	1	3	55 H	Harvard	1	1
6 N	Indiana	0	1	36 A	Princeton	2	1	61 A	Cornell	3	0
				43 A	Boston College	1	0	75 A	Hofstra	2	1
										104 H	Penn
										112 A	Holy Cross
										121 A	Columbia
										132 H	UMass Lowell
										133 A	Vermont
										136 H	Fordham
										181 H	Central Conn. St.
										199 H	Yale
<hr/>											
LAST 10 GAMES											
61 A	Cornell	3	0	33 H	Boston U.	1	3	199 H	Yale	4	1
55 H	Harvard	1	1	181 H	Central Conn. St.	3	1	36 A	Princeton	2	1
43 A	Boston College	1	0	133 A	Vermont	2	1				
121 A	Columbia	1	0								
104 H	Penn	1	2								

Non-Div. I Games:

Dartmouth

Average RPI Win:		77	WON-LOST RECORD		WINNING PCT. RANK		LAST 10 GAMES		STRENGTH OF SCHEDULE		OPP. STRENGTH OF SCHEDULE		TEAM RPI		ADJ RPI		CONF. RPI		ADJ CONF. RPI		
DIV. I ONLY			11-5-1		.67647 36		6-4-0		39		22		21		.56995 30		5		5		
DIV. I NON-CONF.			7-1-1		.83333 9		2-0-0		32		6		18		.58689 21		5		5		
TOTALS		RPI 1-25		RPI 26-50		W-L RECORDS		RPI 51-100		RPI 101-150		RPI 150+									
11-5-1		0-3-0		4-1-0		OVERALL		5-0-0		1-1-1		1-0-0									
8-2-1		0-1-0		3-0-0		HOME		4-0-0		1-1-1		0-0-0									
3-3-0		0-2-0		1-1-0		AWAY		1-0-0		0-0-0		1-0-0									
0-0-0		0-0-0		0-0-0		NEUTRAL		0-0-0		0-0-0		0-0-0									
7-1-1		0-1-0		3-0-0		NON-CONFERENCE		4-0-0		0-0-1		0-0-0									
5-1-1		0-1-0		2-0-0		HOME		3-0-0		0-0-1		0-0-0									
2-0-0		0-0-0		1-0-		AWAY		1-0-0		0-0-0		0-0-0									
0-0-0		0-0-0		0-0-0		NEUTRAL		0-0-0		0-0-0		0-0-0									
4-4-0		0-2-0		1-1-0		CONFERENCE		1-0-0		1-1-0		1-0-0									
3-1-0		0-0-0		1-0-0		HOME		1-0-0		1-1-0		0-0-0									
1-3-0		0-2-0		0-1-0		AWAY		0-0-0		0-0-0		1-0-0									
0-0-0		0-0-0		0-0-0		NEUTRAL		0-0-0		0-0-0		0-0-0									
RPI	S	Opponent		Score		RPI	S	Opponent		Score		RPI	S	Opponent		Score					
1	H	UCLA		1	2	26	A	UAB		2	3	54	A	CSUN		1	0	114	H	FIU	2 0
3	A	Charlotte		0	2	27	H	Akron		1	0	68	H	Missouri St.		2	0	145	H	Marshall	1 2
25	A	Kentucky		0	1	35	H	West Virginia		6	1	76	H	South Carolina		2	1	150	H	Drexel	1 1
						39	H	Old Dominion		4	0	93	H	UC Riverside		2	1	192	A	Fla. Atlantic	2 0
						45	A	San Diego		2	0	100	H	VCU		2	0				
						LAST 10 GAMES															
						76	H	South Carolina		2	1	68	H	Missouri St.		2	0				
						145	H	Marshall		1	2	192	A	Fla. Atlantic		2	0				
						26	A	UAB		2	3	114	H	FIU		2	0				
						39	H	Old Dominion		4	0	35	H	West Virginia		6	1				
						25	A	Kentucky		0	1	3	A	Charlotte		0	2				

Non-Div. I Games:

New Mexico

A
m
e
r
i
c
a
n

American

Average RPI Win:	86	WON-LOST RECORD	WINNING PCT. RANK	LAST 10 GAMES	STRENGTH OF SCHEDULE	OPP. STRENGTH OF SCHEDULE	TEAM RPI	ADJ RPI	CONF. RPI	ADJ CONF. RPI				
DIV. I ONLY		10-7-1	.58333	73	6-3-1	37	10	38	.56548	32	2	3		
DIV. I NON-CONF.		5-4-0	.55556	83	2-2-0	85	42	59	.53013	61	3	3		
<hr/>														
TOTALS	RPI 1-25	RPI 26-50		W-L RECORDS		RPI 51-100		RPI 101-150		RPI 150+				
10-7-1	2-5-1	3-0-0		OVERALL		2-2-0		0-0-0		3-0-0				
9-4-0	1-3-0	3-0-0		HOME		2-1-0		0-0-0		3-0-0				
1-3-1	1-2-1	0-0-0		AWAY		0-1-0		0-0-0		0-0-0				
0-0-0	0-0-0	0-0-0		NEUTRAL		0-0-0		0-0-0		0-0-0				
5-4-0	0-3-0	1-0-0		NON-CONFERENCE		1-1-0		0-0-0		3-0-0				
5-4-0	0-3-0	1-0-0		HOME		1-1-0		0-0-0		3-0-0				
0-0-0	0-0-0	0-0-		AWAY		0-0-0		0-0-0		0-0-0				
0-0-0	0-0-0	0-0-0		NEUTRAL		0-0-0		0-0-0		0-0-0				
5-3-1	2-2-1	2-0-0		CONFERENCE		1-1-0		0-0-0		0-0-0				
4-0-0	1-0-0	2-0-0		HOME		1-0-0		0-0-0		0-0-0				
1-3-1	1-2-1	0-0-0		AWAY		0-1-0		0-0-0		0-0-0				
0-0-0	0-0-0	0-0-0		NEUTRAL		0-0-0		0-0-0		0-0-0				
RPI	S	Opponent	Score		RPI	S	Opponent	Score		RPI	S	Opponent	Score	
1	H	UCLA	1	3	27	H	Akron	2	1	159	H	Cleveland St.	4	1
3	H	Charlotte	0	1	43	H	Boston College	4	1	75	H	Hofstra	0	1
10	A	Syracuse	1	3	49	H	Duke	4	1	81	A	Virginia Tech	0	2
11	A	Virginia	2	1						89	H	North Carolina St.	2	1
12	H	California	1	4										
15	A	Clemson	1	1										
15	A	Clemson	1	3										
22	H	Louisville	1	0										
<hr/>														
LAST 10 GAMES														
15	A	Clemson	1	1	43	H	Boston College	4	1					
22	H	Louisville	1	0	10	A	Syracuse	1	3					
3	H	Charlotte	0	1	75	H	Hofstra	0	1					
11	A	Virginia	2	1	49	H	Duke	4	1					
201	H	Howard	4	0	27	H	Akron	2	1					

Non-Div. I Games:

Wake Forest

Average RPI Win:	106	WON-LOST RECORD	WINNING PCT. RANK	LAST 10 GAMES	STRENGTH OF SCHEDULE	OPP. STRENGTH OF SCHEDULE	TEAM RPI	ADJ RPI	CONF. RPI	ADJ CONF. RPI	
Average RPI Loss:	73										
DIV. I ONLY	11-3-4	.72222	11	6-1-3	75	56	35	.56521	33	9	10
DIV. I NON-CONF.	5-3-1	.61111	57	1-1-0	89	40	37	.56372	35	10	10
<hr/>											
TOTALS	RPI 1-25	RPI 26-50		W-L RECORDS	RPI 51-100		RPI 101-150		RPI 150+		
11-3-4	0-0-0	2-1-2		OVERALL	3-2-0		4-0-2		2-0-0		
7-1-2	0-0-0	1-0-2		HOME	1-1-0		3-0-0		2-0-0		
4-2-2	0-0-0	1-1-0		AWAY	2-1-0		1-0-2		0-0-0		
0-0-0	0-0-0	0-0-0		NEUTRAL	0-0-0		0-0-0		0-0-0		
<hr/>											
5-3-1	0-0-0	1-1-1		NON-CONFERENCE	2-2-0		1-0-0		1-0-0		
3-1-1	0-0-0	0-0-1		HOME	1-1-0		1-0-0		1-0-0		
2-2-0	0-0-0	1-0-		AWAY	1-1-0		0-0-0		0-0-0		
0-0-0	0-0-0	0-0-0		NEUTRAL	0-0-0		0-0-0		0-0-0		
<hr/>											
6-0-3	0-0-0	1-0-1		CONFERENCE	1-0-0		3-0-2		1-0-0		
4-0-1	0-0-0	1-0-1		HOME	0-0-0		2-0-0		1-0-0		
2-0-2	0-0-0	0-0-0		AWAY	1-0-0		1-0-2		0-0-0		
0-0-0	0-0-0	0-0-0		NEUTRAL	0-0-0		0-0-0		0-0-0		
<hr/>											
RPI S	Opponent	Score	RPI S	Opponent	Score	RPI S	Opponent	Score	RPI S	Opponent	Score
			29 A	Dartmouth	3 1	74 A	Lehigh	2 0	106 A	Bucknell	1 1
			31 H	American	0 0	77 H	Brown	0 1	112 A	Holy Cross	1 0
			36 H	Princeton	2 2	86 A	Northeastern	2 1	118 H	Army	2 0
			43 A	Boston College	1 3	96 H	Iona	1 0	127 H	Colgate	2 0
			50 H	Navy	2 1	98 A	Siena	0 1	131 A	Loyola Maryland	1 1
									136 H	Fordham	1 0
									156 H	Lafayette	3 1
									177 H	Massachusetts	2 0
<hr/>											
LAST 10 GAMES											
			106 A	Bucknell	1 1	156 H	Lafayette	3 1			
			31 H	American	0 0	29 A	Dartmouth	3 1			
			127 H	Colgate	2 0	74 A	Lehigh	2 0			
			131 A	Loyola Maryland	1 1	112 A	Holy Cross	1 0			
			43 A	Boston College	1 3	118 H	Army	2 0			

Non-Div. I Games:

Boston U.

Average RPI Win:	115	WON-LOST RECORD	WINNING PCT. RANK	LAST 10 GAMES	STRENGTH OF SCHEDULE	OPP. STRENGTH OF SCHEDULE	TEAM RPI	ADJ RPI	CONF. RPI	ADJ CONF. RPI	
DIV. I ONLY	11-3-4	.72222	11	4-3-3	64	78	33	.56489	34	11	11
DIV. I NON-CONF.	7-1-2	.8	13	0-1-1	134	59	54	.54246	49	13	13
<hr/>											
TOTALS	RPI 1-25	RPI 26-50		W-L RECORDS		RPI 51-100		RPI 101-150		RPI 150+	
11-3-4	1-1-0	2-0-1		OVERALL		1-2-2		3-0-0		4-0-1	
8-1-0	1-1-0	1-0-0		HOME		1-0-0		3-0-0		2-0-0	
2-2-4	0-0-0	1-0-1		AWAY		0-2-2		0-0-0		1-0-1	
1-0-0	0-0-0	0-0-0		NEUTRAL		0-0-0		0-0-0		1-0-0	
<hr/>											
7-1-2	0-1-0	1-0-1		NON-CONFERENCE		1-0-1		1-0-0		4-0-0	
4-1-0	0-1-0	0-0-0		HOME		1-0-0		1-0-0		2-0-0	
2-0-2	0-0-0	1-1-		AWAY		0-0-1		0-0-0		1-0-0	
1-0-0	0-0-0	0-0-0		NEUTRAL		0-0-0		0-0-0		1-0-0	
<hr/>											
4-2-2	1-0-0	1-0-0		CONFERENCE		0-2-1		2-0-0		0-0-1	
4-0-0	1-0-0	1-0-0		HOME		0-0-0		2-0-0		0-0-0	
0-2-2	0-0-0	0-0-0		AWAY		0-2-1		0-0-0		0-0-1	
0-0-0	0-0-0	0-0-0		NEUTRAL		0-0-0		0-0-0		0-0-0	
<hr/>											
RPI S	Opponent	Score		RPI S	Opponent	Score		RPI S	Opponent	Score	
11 H	Virginia	0	1	31 A	American	1	0	63 H	UMBC	3	0
14 H	Saint Louis	3	2	38 H	Davidson	2	1	65 A	Rhode Island	1	3
				50 A	Navy	1	1	67 A	Seton Hall	0	0
								71 A	Dayton	1	1
								100 A	VCU	0	3

Non-Div. I Games:

George Mason

Average RPI Win:		96	WON-LOST RECORD		WINNING PCT. RANK		LAST 10 GAMES		STRENGTH OF SCHEDULE		OPP. STRENGTH OF SCHEDULE		TEAM RPI		ADJ RPI		CONF. RPI		ADJ CONF. RPI					
Average RPI Loss:		48																						
DIV. I ONLY			11-6-1		.63889		52		7-2-1		40		60		34		.56403		35		7		7	
DIV. I NON-CONF.			8-5-0		.61538		56		4-1-0		47		46		33		.57029		31		9		8	
TOTALS		RPI 1-25		RPI 26-50		W-L RECORDS		RPI 51-100		RPI 101-150		RPI 150+												
11-6-1		1-1-0		0-3-0		OVERALL		6-1-0		2-1-1		2-0-0												
7-2-0		0-1-0		0-0-0		HOME		5-1-0		0-0-0		2-0-0												
4-4-1		1-0-0		0-3-0		AWAY		1-0-0		2-1-1		0-0-0												
0-0-0		0-0-0		0-0-0		NEUTRAL		0-0-0		0-0-0		0-0-0												
8-5-0		1-1-0		0-2-0		NON-CONFERENCE		4-1-0		2-1-0		1-0-0												
5-2-0		0-1-0		0-0-0		HOME		4-1-0		0-0-0		1-0-0												
3-3-0		1-0-0		0-0-		AWAY		0-0-0		2-1-0		0-0-0												
0-0-0		0-0-0		0-0-0		NEUTRAL		0-0-0		0-0-0		0-0-0												
3-1-1		0-0-0		0-1-0		CONFERENCE		2-0-0		0-0-1		1-0-0												
2-0-0		0-0-0		0-0-0		HOME		1-0-0		0-0-0		1-0-0												
1-1-1		0-0-0		0-1-0		AWAY		1-0-0		0-0-1		0-0-0												
0-0-0		0-0-0		0-0-0		NEUTRAL		0-0-0		0-0-0		0-0-0												
RPI	S	Opponent		Score		RPI	S	Opponent		Score		RPI	S	Opponent		Score		RPI	S	Opponent		Score		
17	H	UC Irvine		2	3	27	A	Akron		2	3	69	H	Bowling Green		2	1	101	A	High Point		2	1	
19	A	Penn St.		2	1	30	A	New Mexico		1	6	72	H	Saint Francis (PA)		0	1	102	A	James Madison		3	4	
						42	A	Elon		0	1	81	H	Virginia Tech		3	0	104	A	Penn		1	0	
												85	H	St. John's (NY)		1	0	146	A	Northern Ill.		1	1	
												90	H	Duquesne		3	0	155	H	Buffalo		3	0	
												92	H	Oakland		4	1	165	H	Niagara		2	0	
												95	A	Western Mich.		2	1							
LAST 10 GAMES																								
						95	A	Western Mich.		2	1	27	A	Akron		2	3							
						155	H	Buffalo		3	0	146	A	Northern Ill.		1	1							
						104	A	Penn		1	0	90	H	Duquesne		3	0							
						69	H	Bowling Green		2	1	30	A	New Mexico		1	6							
						19	A	Penn St.		2	1	165	H	Niagara		2	0							

Non-Div. I Games:

West Virginia

Average RPI Win:	95	WON-LOST	WINNING	LAST 10	STRENGTH OF	OPP. STRENGTH	TEAM	ADJ	CONF.	ADJ CONF.							
Average RPI Loss:	75	RECORD	PCT. RANK	GAMES	SCHEDULE	OF SCHEDULE	RPI	RPI	RPI	RPI							
DIV. I ONLY		10-3-3	.71875	15	8-1-1	73	49	31	.56351	36	10	9					
DIV. I NON-CONF.		6-2-2	.7	31	4-0-0	136	23	50	.54099	50	12	11					
<hr/>																	
TOTALS	RPI 1-25	RPI 26-50		W-L RECORDS		RPI 51-100		RPI 101-150		RPI 150+							
10-3-3	0-1-0	1-1-1		OVERALL		5-0-1		3-0-1		1-1-0							
6-2-1	0-1-0	0-1-0		HOME		3-0-1		2-0-0		1-0-0							
4-1-2	0-0-0	1-0-1		AWAY		2-0-0		1-0-1		0-1-0							
0-0-0	0-0-0	0-0-0		NEUTRAL		0-0-0		0-0-0		0-0-0							
<hr/>																	
6-2-2	0-1-0	1-0-1		NON-CONFERENCE		2-0-1		2-0-0		1-1-0							
3-1-1	0-1-0	0-0-0		HOME		1-0-1		1-0-0		1-0-0							
3-1-1	0-0-0	1-1-		AWAY		1-0-0		1-0-0		0-1-0							
0-0-0	0-0-0	0-0-0		NEUTRAL		0-0-0		0-0-0		0-0-0							
<hr/>																	
4-1-1	0-0-0	0-1-0		CONFERENCE		3-0-0		1-0-1		0-0-0							
3-1-0	0-0-0	0-1-0		HOME		2-0-0		1-0-0		0-0-0							
1-0-1	0-0-0	0-0-0		AWAY		1-0-0		0-0-1		0-0-0							
0-0-0	0-0-0	0-0-0		NEUTRAL		0-0-0		0-0-0		0-0-0							
<hr/>																	
RPI	S	Opponent	Score		RPI	S	Opponent	Score		RPI	S	Opponent	Score				
5	H	Georgetown	1	3	29	H	Dartmouth	1	2	55	H	Harvard	3	2			
					31	A	American	2	0	61	A	Cornell	2	1			
					33	A	Boston U.	2	2	67	A	Seton Hall	5	4			
										77	H	Brown	2	1			
										85	H	St. John's (NY)	0	0			
										99	H	Rutgers	5	2			
												104	H	Penn	3	2	
												121	A	Columbia	1	1	
												131	H	Loyola Maryland	1	0	
												150	A	Drexel	1	0	
												176	H	Binghamton	2	0	
												190	A	Fairleigh Dickinson	2	3	
<hr/>																	
LAST 10 GAMES																	
104 H Penn					3 2					131 H Loyola Maryland				1 0			
31 A American					2 0					77 H Brown				2 1			
61 A Cornell					2 1					99 H Rutgers				5 2			
55 H Harvard					3 2					29 H Dartmouth				1 2			
121 A Columbia					1 1					176 H Binghamton				2 0			

Non-Div. I Games:

Princeton

Average RPI Win: 103		WON-LOST	WINNING	LAST 10	STRENGTH OF		OPP. STRENGTH	TEAM	ADJ	CONF.	ADJ CONF.
Average RPI Loss: 26		RECORD	PCT. RANK	GAMES	SCHEDULE		OF SCHEDULE	RPI	RPI	RPI	RPI
DIV. I ONLY		9-7-1	.55882	85	25		9	37	.56267	37	1
DIV. I NON-CONF.		6-2-0	.75	18	118		126	94	.49994	93	2
TOTALS		RPI 1-25	RPI 26-50		W-L RECORDS		RPI 51-100		RPI 101-150		RPI 150+
9-7-1		2-4-1	0-2-0		OVERALL		3-1-0		1-0-0		3-0-0
7-2-1		1-2-1	0-0-0		HOME		3-0-0		1-0-0		2-0-0
2-5-0		1-2-0	0-2-0		AWAY		0-1-0		0-0-0		1-0-0
0-0-0		0-0-0	0-0-0		NEUTRAL		0-0-0		0-0-0		0-0-0
6-2-0		0-0-0	0-2-0		NON-CONFERENCE		2-0-0		1-0-0		3-0-0
5-0-0		0-0-0	0-0-0		HOME		2-0-0		1-0-0		2-0-0
1-2-0		0-0-0	0-0-		AWAY		0-0-0		0-0-0		1-0-0
0-0-0		0-0-0	0-0-0		NEUTRAL		0-0-0		0-0-0		0-0-0
3-5-1		2-4-1	0-0-0		CONFERENCE		1-1-0		0-0-0		0-0-0
2-2-1		1-2-1	0-0-0		HOME		1-0-0		0-0-0		0-0-0
1-3-0		1-2-0	0-0-0		AWAY		0-1-0		0-0-0		0-0-0
0-0-0		0-0-0	0-0-0		NEUTRAL		0-0-0		0-0-0		0-0-0
RPI S	Opponent	Score	RPI S	Opponent	Score	RPI S	Opponent	Score	RPI S	Opponent	Score
1 A	UCLA	0 3	46 A	Seattle	0 1	83 A	San Diego St.	0 1	130 H	Evansville	3 1
1 H	UCLA	1 2	48 A	Marquette	0 1	83 H	San Diego St.	2 0	157 A	Milwaukee	2 0
2 A	Stanford	1 2				90 H	Duquesne	2 1	160 H	Portland	2 0
2 H	Stanford	0 1				98 H	Siena	1 0	183 H	UCF	1 0
8 H	Washington	1 1									
12 A	California	4 3									
12 H	California	6 2									
LAST 10 GAMES											
2 A	Stanford	1 2	83 A	San Diego St.	0 1						
12 A	California	4 3	8 H	Washington	1 1						
1 H	UCLA	1 2	12 H	California	6 2						
83 H	San Diego St.	2 0	2 H	Stanford	0 1						
1 A	UCLA	0 3	46 A	Seattle	0 1						

Non-Div. I Games: Northwest Chrst. 11 1

Oregon St.

Average RPI Win:	126	WON-LOST RECORD	WINNING PCT. RANK	LAST 10 GAMES	STRENGTH OF SCHEDULE	OPP. STRENGTH OF SCHEDULE	TEAM RPI	ADJ RPI	CONF. RPI	ADJ CONF. RPI										
DIV. I ONLY		10-2-4	.75	8	5-2-3	114	69	39	.55951	38	11	11								
DIV. I NON-CONF.		6-0-2	.875	5	1-0-1	91	71	35	.56969	33	13	13								
<hr/>																				
TOTALS	RPI 1-25	RPI 26-50		W-L RECORDS		RPI 51-100		RPI 101-150		RPI 150+										
10-2-4	1-0-1	1-1-0		OVERALL		1-1-2		2-0-1		5-0-0										
5-0-2	0-0-1	0-0-0		HOME		1-0-1		1-0-0		3-0-0										
5-2-2	1-0-0	1-1-0		AWAY		0-1-1		1-0-1		2-0-0										
0-0-0	0-0-0	0-0-0		NEUTRAL		0-0-0		0-0-0		0-0-0										
<hr/>																				
6-0-2	1-0-0	1-0-0		NON-CONFERENCE		0-0-2		2-0-0		2-0-0										
2-0-1	0-0-0	0-0-0		HOME		0-0-1		1-0-0		1-0-0										
4-0-1	1-0-0	1-0-		AWAY		0-0-1		1-0-0		1-0-0										
0-0-0	0-0-0	0-0-0		NEUTRAL		0-0-0		0-0-0		0-0-0										
<hr/>																				
4-2-2	0-0-1	0-1-0		CONFERENCE		1-1-0		0-0-1		3-0-0										
3-0-1	0-0-1	0-0-0		HOME		1-0-0		0-0-0		2-0-0										
1-2-1	0-0-0	0-1-0		AWAY		0-1-0		0-0-1		1-0-0										
0-0-0	0-0-0	0-0-0		NEUTRAL		0-0-0		0-0-0		0-0-0										
<hr/>																				
RPI S	Opponent	Score		RPI S	Opponent	Score		RPI S	Opponent	Score		RPI S	Opponent	Score						
11 A	Virginia	2	1	34 A	George Mason	1	2	71 A	Dayton	0	2	113 A	Liberty	2	1					
14 H	Saint Louis	0	0	49 A	Duke	2	1	81 A	Virginia Tech	0	0	116 H	Cal Poly	4	3					
								87 H	Valparaiso	0	0	139 A	George Washington	1	1					
								90 H	Duquesne	1	0	152 A	Saint Joseph's	3	0					
																	162 A	Campbell	3	1
																	177 H	Massachusetts	4	1
																	188 H	Jacksonville	2	0
																	198 H	St. Bonaventure	2	0
<hr/>																				
				LAST 10 GAMES																
				139 A George Washington				1	1	34 A George Mason				1	2					
				152 A Saint Joseph's				3	0	198 H St. Bonaventure				2	0					
				177 H Massachusetts				4	1	49 A Duke				2	1					
				90 H Duquesne				1	0	14 H Saint Louis				0	0					
				81 A Virginia Tech				0	0	71 A Dayton				0	2					

Non-Div. I Games: Belmont Abbey 1 1

Davidson

Average RPI Win:		97	WON-LOST RECORD		WINNING PCT. RANK		LAST 10 GAMES		STRENGTH OF SCHEDULE		OPP. STRENGTH OF SCHEDULE		TEAM RPI		ADJ RPI		CONF. RPI		ADJ CONF. RPI				
DIV. I ONLY			9-6-1		.59375 68		6-3-1		52		25		41		.55589 39		5		5				
DIV. I NON-CONF.			5-3-0		.625 50		2-0-0		67		17		46		.54463 47		5		5				
TOTALS		RPI 1-25			RPI 26-50			W-L RECORDS			RPI 51-100			RPI 101-150			RPI 150+						
9-6-1		1-3-1			1-1-0			OVERALL			3-1-0			2-1-0			2-0-0						
6-3-0		1-2-0			0-0-0			HOME			2-1-0			1-0-0			2-0-0						
3-3-1		0-1-1			1-1-0			AWAY			1-0-0			1-1-0			0-0-0						
0-0-0		0-0-0			0-0-0			NEUTRAL			0-0-0			0-0-0			0-0-0						
5-3-0		0-3-0			0-0-0			NON-CONFERENCE			3-0-0			1-0-0			1-0-0						
3-2-0		0-2-0			0-0-0			HOME			2-0-0			0-0-0			1-0-0						
2-1-0		0-1-0			0-0-			AWAY			1-0-0			1-0-0			0-0-0						
0-0-0		0-0-0			0-0-0			NEUTRAL			0-0-0			0-0-0			0-0-0						
4-3-1		1-0-1			1-1-0			CONFERENCE			0-1-0			1-1-0			1-0-0						
3-1-0		1-0-0			0-0-0			HOME			0-1-0			1-0-0			1-0-0						
1-2-1		0-0-1			1-1-0			AWAY			0-0-0			0-1-0			0-0-0						
0-0-0		0-0-0			0-0-0			NEUTRAL			0-0-0			0-0-0			0-0-0						
RPI	S	Opponent			Score			RPI	S	Opponent			Score			RPI	S	Opponent			Score		
3	H	Charlotte			2 1			26	A	UAB			3 2			51	H	South Fla.			1 0		
11	A	Virginia			0 1			30	A	New Mexico			0 4			76	H	South Carolina			0 1		
21	H	North Carolina			0 1											86	H	Northeastern			1 0		
24	H	UNCW			1 2											100	A	VCU			2 1		
25	A	Kentucky			1 1																		
LAST 10 GAMES																							

Non-Div. I Games:

Old Dominion

Average RPI Win: 113		WON-LOST RECORD		WINNING PCT. RANK		LAST 10 GAMES		STRENGTH OF SCHEDULE		OPP. STRENGTH OF SCHEDULE		TEAM RPI		ADJ RPI		CONF. RPI		ADJ CONF. RPI	
Average RPI Loss: 45																			
DIV. I ONLY		10-5-2		.64706 48		7-2-1		35		88		36		.55358 40		12		13	
DIV. I NON-CONF.		4-3-1		.5625 81		1-0-0		7		20		10		.60019 13		11		12	
TOTALS		RPI 1-25		RPI 26-50		W-L RECORDS		RPI 51-100		RPI 101-150		RPI 150+							
10-5-2		1-1-1		0-1-0		OVERALL		3-3-0		3-0-0		3-0-1							
6-1-2		1-0-1		0-0-0		HOME		1-1-0		2-0-0		2-0-1							
4-4-0		0-1-0		0-1-0		AWAY		2-2-0		1-0-0		1-0-0							
0-0-0		0-0-0		0-0-0		NEUTRAL		0-0-0		0-0-0		0-0-0							
4-3-1		1-1-1		0-1-0		NON-CONFERENCE		1-1-0		2-0-0		0-0-0							
2-1-1		1-0-1		0-0-0		HOME		0-1-0		1-0-0		0-0-0							
2-2-0		0-1-0		0-0-		AWAY		1-0-0		1-0-0		0-0-0							
0-0-0		0-0-0		0-0-0		NEUTRAL		0-0-0		0-0-0		0-0-0							
6-2-1		0-0-0		0-0-0		CONFERENCE		2-2-0		1-0-0		3-0-1							
4-0-1		0-0-0		0-0-0		HOME		1-0-0		1-0-0		2-0-1							
2-2-0		0-0-0		0-0-0		AWAY		1-2-0		0-0-0		1-0-0							
0-0-0		0-0-0		0-0-0		NEUTRAL		0-0-0		0-0-0		0-0-0							
RPI S	Opponent	Score		RPI S	Opponent	Score		RPI S	Opponent	Score		RPI S	Opponent	Score					
9 H	Creighton	1	1	27 A	Akron	0	3	51 A	South Fla.	4	3	108 H	Memphis	2	0				
11 H	Virginia	1	0					52 A	UConn	0	2	138 H	Oral Roberts	4	1				
14 A	Saint Louis	0	1					54 H	CSUN	1	2	141 A	SIUE	2	1				
								68 A	Missouri St.	1	0	170 H	Cincinnati	4	2				
								79 A	SMU	2	4	170 H	Cincinnati	1	0				
								79 H	SMU	1	0	183 H	UCF	1	1				
												194 A	Temple	2	1				
				LAST 10 GAMES															
				170 H	Cincinnati	1	0	52 A	UConn	0	2								
				183 H	UCF	1	1	51 A	South Fla.	4	3								
				194 A	Temple	2	1	170 H	Cincinnati	4	2								
				79 H	SMU	1	0	68 A	Missouri St.	1	0								
				108 H	Memphis	2	0	79 A	SMU	2	4								

Non-Div. I Games:

Tulsa

Average RPI Win: 140		WON-LOST RECORD		WINNING PCT. RANK		LAST 10 GAMES		STRENGTH OF SCHEDULE		OPP. STRENGTH OF SCHEDULE		TEAM RPI		ADJ RPI		CONF. RPI		ADJ CONF. RPI	
DIV. I ONLY		11-4-1		.71875 15		7-2-1		99		178		40		.55181 41		20		20	
DIV. I NON-CONF.		5-2-0		.71429 28		1-0-0		16		156		11		.60517 11		16		18	
TOTALS		RPI 1-25		RPI 26-50		W-L RECORDS		RPI 51-100		RPI 101-150		RPI 150+							
11-4-1		1-1-0		1-2-0		OVERALL		0-0-0		3-1-0		6-0-1							
5-2-0		0-1-0		0-0-0		HOME		0-0-0		2-1-0		3-0-0							
4-1-1		1-0-0		1-1-0		AWAY		0-0-0		0-0-0		2-0-1							
2-1-0		0-0-0		0-1-0		NEUTRAL		0-0-0		1-0-0		1-0-0							
5-2-0		1-1-0		0-1-0		NON-CONFERENCE		0-0-0		2-0-0		2-0-0							
2-1-0		0-1-0		0-0-0		HOME		0-0-0		1-0-0		1-0-0							
1-0-0		1-0-0		0-0-		AWAY		0-0-0		0-0-0		0-0-0							
2-1-0		0-0-0		0-1-0		NEUTRAL		0-0-0		1-0-0		1-0-0							
6-2-1		0-0-0		1-1-0		CONFERENCE		0-0-0		1-1-0		4-0-1							
3-1-0		0-0-0		0-0-0		HOME		0-0-0		1-1-0		2-0-0							
3-1-1		0-0-0		1-1-0		AWAY		0-0-0		0-0-0		2-0-1							
0-0-0		0-0-0		0-0-0		NEUTRAL		0-0-0		0-0-0		0-0-0							
RPI	S	Opponent		Score		RPI	S	Opponent		Score		RPI	S	Opponent		Score			
3	H	Charlotte		0	3	28	A	Coastal Caro.		0	2	101	H	High Point		2	3		
24	A	UNCW		2	1	42	N	Elon		0	1	105	N	Wofford		1	0		
						44	A	Radford		1	0	113	H	Liberty		2	0		
												140	H	East Tenn. St.		4	2		
												162	A	Campbell		3	1		
												172	N	Ga. Southern		3	1		
												191	H	Longwood		3	2		
												193	H	USC Upstate		5	3		
												195	A	UNC Asheville		1	1		
												197	H	Gardner-Webb		3	1		
												204	A	Presbyterian		4	0		
LAST 10 GAMES																			
						44	A	Radford		1	0	195	A	UNC Asheville		1	1		
						162	A	Campbell		3	1	204	A	Presbyterian		4	0		
						28	A	Coastal Caro.		0	2	191	H	Longwood		3	2		
						101	H	High Point		2	3	113	H	Liberty		2	0		
						197	H	Gardner-Webb		3	1	140	H	East Tenn. St.		4	2		

Non-Div. I Games: Brevard 5 0

Winthrop

Average RPI Win: 78		WON-LOST RECORD		WINNING PCT. RANK		LAST 10 GAMES		STRENGTH OF SCHEDULE		OPP. STRENGTH OF SCHEDULE		TEAM RPI		ADJ RPI		CONF. RPI		ADJ CONF. RPI					
DIV. I ONLY		9-6-4		.57895 80		5-3-2		30		65		44		.54845 42		8		8					
DIV. I NON-CONF.		5-3-2		.6 64		1-0-0		14		61		30		.56889 34		7		9					
TOTALS		RPI 1-25		RPI 26-50		W-L RECORDS		RPI 51-100		RPI 101-150		RPI 150+											
9-6-4		1-1-0		3-1-1		OVERALL		2-3-0		2-1-3		1-0-0											
5-2-2		0-0-0		2-0-0		HOME		1-2-0		2-0-2		0-0-0											
2-2-2		1-0-0		0-1-1		AWAY		0-1-0		0-0-1		1-0-0											
2-2-0		0-1-0		1-0-0		NEUTRAL		1-0-0		0-1-0		0-0-0											
5-3-2		0-1-0		3-1-1		NON-CONFERENCE		1-0-0		1-1-1		0-0-0											
3-0-1		0-0-0		2-0-0		HOME		0-0-0		1-0-1		0-0-0											
0-1-1		0-0-0		0-1-		AWAY		0-0-0		0-0-0		0-0-0											
2-2-0		0-1-0		1-0-0		NEUTRAL		1-0-0		0-1-0		0-0-0											
4-3-2		1-0-0		0-0-0		CONFERENCE		1-3-0		1-0-2		1-0-0											
2-2-1		0-0-0		0-0-0		HOME		1-2-0		1-0-1		0-0-0											
2-1-1		1-0-0		0-0-0		AWAY		0-1-0		0-0-1		1-0-0											
0-0-0		0-0-0		0-0-0		NEUTRAL		0-0-0		0-0-0		0-0-0											
RPI	S	Opponent		Score		RPI	S	Opponent		Score		RPI	S	Opponent		Score							
23	N	Ohio St.		0	1	28	A	Coastal Caro.		1	3	59	N	Loyola Marymount		1	0	101	H	High Point	1	0	
24	A	UNCW		2	1	35	H	West Virginia		1	0	64	A	Delaware		1	2	102	H	James Madison	0	0	
						41	N	Winthrop		1	0	75	H	Hofstra		0	2	109	A	William & Mary	0	0	
						44	A	Radford		1	1	86	H	Northeastern		0	2	114	H	FIU	0	0	
						49	H	Duke		2	1	86	H	Northeastern		5	0	148	N	Stetson	2	3	
																		150	H	Drexel	2	0	
																		161	A	Col. of Charleston	2	1	
						LAST 10 GAMES																	
						86	H	Northeastern		0	2	150	H	Drexel		2	0						
						64	A	Delaware		1	2	24	A	UNCW		2	1						
						161	A	Col. of Charleston		2	1	86	H	Northeastern		5	0						
						102	H	James Madison		0	0	109	A	William & Mary		0	0						
						49	H	Duke		2	1	75	H	Hofstra		0	2						

Non-Div. I Games:

Elon

Average RPI Win:		63	WON-LOST		WINNING		LAST 10		STRENGTH OF		OPP. STRENGTH		TEAM		ADJ		CONF.		ADJ CONF.	
Average RPI Loss:		29	RECORD		PCT. RANK		GAMES		SCHEDULE		OF SCHEDULE		RPI		RPI		RPI		RPI	
DIV. I ONLY			5-8-3		.40625		142		2-6-2		2		35		47		.54827		43	
DIV. I NON-CONF.			4-2-2		.625		50		1-1-1		2		119		55		.53655		54	
TOTALS		RPI 1-25		RPI 26-50		W-L RECORDS		RPI 51-100		RPI 101-150		RPI 150+								
5-8-3		1-4-0		1-3-0		OVERALL		2-1-3		1-0-0		0-0-0								
3-4-3		0-3-0		1-1-0		HOME		1-0-3		1-0-0		0-0-0								
2-4-0		1-1-0		0-2-0		AWAY		1-1-0		0-0-0		0-0-0								
0-0-0		0-0-0		0-0-0		NEUTRAL		0-0-0		0-0-0		0-0-0								
4-2-2		0-0-0		1-1-0		NON-CONFERENCE		2-1-2		1-0-0		0-0-0								
3-1-2		0-0-0		1-1-0		HOME		1-0-2		1-0-0		0-0-0								
1-1-0		0-0-0		0-0-		AWAY		1-1-0		0-0-0		0-0-0								
0-0-0		0-0-0		0-0-0		NEUTRAL		0-0-0		0-0-0		0-0-0								
1-6-1		1-4-0		0-2-0		CONFERENCE		0-0-1		0-0-0		0-0-0								
0-3-1		0-3-0		0-0-0		HOME		0-0-1		0-0-0		0-0-0								
1-3-0		1-1-0		0-2-0		AWAY		0-0-0		0-0-0		0-0-0								
0-0-0		0-0-0		0-0-0		NEUTRAL		0-0-0		0-0-0		0-0-0								
RPI	S	Opponent		Score		RPI	S	Opponent		Score		RPI	S	Opponent		Score				
4	A	Notre Dame		1	0	29	H	Dartmouth		0	1	55	A	Harvard		2	3			
10	A	Syracuse		1	2	32	A	Wake Forest		1	4	65	H	Rhode Island		3	0			
15	H	Clemson		0	2	33	H	Boston U.		3	1	77	H	Brown		1	1			
21	H	North Carolina		0	2	49	A	Duke		0	1	78	A	Quinnipiac		2	0			
22	H	Louisville		2	3							89	H	North Carolina St.		0	0			
												96	H	Iona		1	1			
LAST 10 GAMES																				
10	A	Syracuse		1	2	77	H	Brown		1	1									
29	H	Dartmouth		0	1	89	H	North Carolina St.		0	0									
21	H	North Carolina		0	2	4	A	Notre Dame		1	0									
33	H	Boston U.		3	1	49	A	Duke		0	1									
32	A	Wake Forest		1	4	22	H	Louisville		2	3									

Non-Div. I Games:

Boston College

Average RPI Win: 150		WON-LOST RECORD		WINNING PCT. RANK		LAST 10 GAMES		STRENGTH OF SCHEDULE		OPP. STRENGTH OF SCHEDULE		TEAM RPI		ADJ RPI		CONF. RPI		ADJ CONF. RPI	
DIV. I ONLY		11-4-2		.70588 18		8-2-0		105		117		42		.54434 44		20		20	
DIV. I NON-CONF.		3-3-2		.5 105		0-1-0		29		32		16		.58882 20		16		18	
TOTALS		RPI 1-25		RPI 26-50		W-L RECORDS		RPI 51-100		RPI 101-150		RPI 150+							
11-4-2		0-3-0		1-1-1		OVERALL		0-0-0		4-0-1		6-0-0							
4-1-1		0-0-0		1-1-1		HOME		0-0-0		1-0-0		2-0-0							
6-3-0		0-3-0		0-0-0		AWAY		0-0-0		2-0-0		4-0-0							
1-0-1		0-0-0		0-0-0		NEUTRAL		0-0-0		1-0-1		0-0-0							
3-3-2		0-3-0		0-0-1		NON-CONFERENCE		0-0-0		2-0-1		1-0-0							
0-0-1		0-0-0		0-0-1		HOME		0-0-0		0-0-0		0-0-0							
2-3-0		0-3-0		0-0-		AWAY		0-0-0		1-0-0		1-0-0							
1-0-1		0-0-0		0-0-0		NEUTRAL		0-0-0		1-0-1		0-0-0							
8-1-0		0-0-0		1-1-0		CONFERENCE		0-0-0		2-0-0		5-0-0							
4-1-0		0-0-0		1-1-0		HOME		0-0-0		1-0-0		2-0-0							
4-0-0		0-0-0		0-0-0		AWAY		0-0-0		1-0-0		3-0-0							
0-0-0		0-0-0		0-0-0		NEUTRAL		0-0-0		0-0-0		0-0-0							
RPI S	Opponent	Score		RPI S	Opponent	Score		RPI S	Opponent	Score		RPI S	Opponent	Score					
3 A	Charlotte	1	2	28 H	Coastal Caro.	1	0					101 A	High Point	2	1				
11 A	Virginia	0	3	41 H	Winthrop	0	1					103 N	Western Ill.	2	2				
15 A	Clemson	0	1	42 H	Elon	1	1					113 H	Liberty	2	0				
												134 N	Incarnate Word	1	0				
												140 A	East Tenn. St.	1	0				
												162 H	Campbell	3	2				
												180 A	Appalachian St.	1	0				
												191 A	Longwood	5	0				
												195 A	UNC Asheville	1	0				
												197 A	Gardner-Webb	2	1				
												204 H	Presbyterian	6	1				
LAST 10 GAMES																			
				41 H	Winthrop	0	1	162 H	Campbell	3	2								
				28 H	Coastal Caro.	1	0	191 A	Longwood	5	0								
				197 A	Gardner-Webb	2	1	113 H	Liberty	2	0								
				11 A	Virginia	0	3	195 A	UNC Asheville	1	0								
				101 A	High Point	2	1	204 H	Presbyterian	6	1								

Non-Div. I Games:

Radford

Average RPI Win:		111	WON-LOST RECORD		WINNING PCT. RANK	LAST 10 GAMES	STRENGTH OF SCHEDULE		OPP. STRENGTH OF SCHEDULE	TEAM RPI	ADJ RPI	CONF. RPI	ADJ CONF. RPI				
Average RPI Loss:		41															
DIV. I ONLY			10-4-4		.66667	38	8-2-0		96	59	49	.54067	45	13	12		
DIV. I NON-CONF.			3-2-4		.55556	83	1-0-0		71	13	40	.5543	41	8	7		
TOTALS		RPI 1-25		RPI 26-50		W-L RECORDS		RPI 51-100		RPI 101-150		RPI 150+					
10-4-4		1-1-0		0-1-0		OVERALL		4-2-3		2-0-1		3-0-0					
6-3-1		1-0-0		0-1-0		HOME		2-2-1		1-0-0		2-0-0					
4-1-3		0-1-0		0-0-0		AWAY		2-0-2		1-0-1		1-0-0					
0-0-0		0-0-0		0-0-0		NEUTRAL		0-0-0		0-0-0		0-0-0					
3-2-4		1-1-0		0-1-0		NON-CONFERENCE		0-0-3		1-0-1		1-0-0					
3-1-1		1-0-0		0-1-0		HOME		0-0-1		1-0-0		1-0-0					
0-1-3		0-1-0		0-0-		AWAY		0-0-2		0-0-1		0-0-0					
0-0-0		0-0-0		0-0-0		NEUTRAL		0-0-0		0-0-0		0-0-0					
7-2-0		0-0-0		0-0-0		CONFERENCE		4-2-0		1-0-0		2-0-0					
3-2-0		0-0-0		0-0-0		HOME		2-2-0		0-0-0		1-0-0					
4-0-0		0-0-0		0-0-0		AWAY		2-0-0		1-0-0		1-0-0					
0-0-0		0-0-0		0-0-0		NEUTRAL		0-0-0		0-0-0		0-0-0					
RPI	S	Opponent		Score		RPI	S	Opponent		Score		RPI	S	Opponent		Score	
1	H	UCLA		1	0	30	H	New Mexico		0	2	57	A	San Francisco		2	1
17	A	UC Irvine		0	1							135	A	Sacramento St.		3	3
												142	A	Gonzaga		2	0
												143	H	Bradley		5	2
												155	H	Buffalo		4	1
												160	A	Portland		2	0
												200	H	Pacific		2	1

Non-Div. I Games:

San Diego

Seattle

See at the

Seattle

Average RPI Win:		107	WON-LOST RECORD		WINNING PCT. RANK		LAST 10 GAMES		STRENGTH OF SCHEDULE		OPP. STRENGTH OF SCHEDULE		TEAM RPI		ADJ RPI		CONF. RPI		ADJ CONF. RPI					
DIV. I ONLY			10-6-3		.60526		65		5-3-2		61		27		46		.53953		47		6		6	
DIV. I NON-CONF.			4-4-1		.5		105		0-1-0		73		4		48		.54252		48		6		6	
TOTALS		RPI 1-25		RPI 26-50				W-L RECORDS				RPI 51-100				RPI 101-150				RPI 150+				
10-6-3		1-2-1		0-0-0				OVERALL				3-4-1				4-0-1				2-0-0				
7-1-2		1-1-1		0-0-0				HOME				3-0-0				2-0-1				1-0-0				
3-4-1		0-1-0		0-0-0				AWAY				0-3-1				2-0-0				1-0-0				
0-1-0		0-0-0		0-0-0				NEUTRAL				0-1-0				0-0-0				0-0-0				
4-4-1		0-2-1		0-0-0				NON-CONFERENCE				1-2-0				1-0-0				2-0-0				
3-1-1		0-1-1		0-0-0				HOME				1-0-0				1-0-0				1-0-0				
1-2-0		0-1-0		0-0-				AWAY				0-1-0				0-0-0				1-0-0				
0-1-0		0-0-0		0-0-0				NEUTRAL				0-1-0				0-0-0				0-0-0				
6-2-2		1-0-0		0-0-0				CONFERENCE				2-2-1				3-0-1				0-0-0				
4-0-1		1-0-0		0-0-0				HOME				2-0-0				1-0-1				0-0-0				
2-2-1		0-0-0		0-0-0				AWAY				0-2-1				2-0-0				0-0-0				
0-0-0		0-0-0		0-0-0				NEUTRAL				0-0-0				0-0-0				0-0-0				
RPI	S	Opponent		Score		RPI	S	Opponent		Score		RPI	S	Opponent		Score		RPI	S	Opponent		Score		
1	H	UCLA		0	1							54	H	CSUN		2	1	116	A	Cal Poly		2	0	
2	A	Stanford		1	4							59	A	Loyola Marymount		0	4	116	H	Cal Poly		2	2	
17	H	UC Irvine		1	0							60	N	Furman		0	3	127	H	Colgate		4	1	
20	H	Northwestern		1	1							66	A	Cal St. Fullerton		0	2	135	A	Sacramento St.		2	1	
												70	A	UC Davis		0	1	135	H	Sacramento St.		4	1	
												70	H	UC Davis		1	0	161	A	Col. of Charleston		2	1	
												83	H	San Diego St.		1	0	168	H	Drake		4	1	
												93	A	UC Riverside		1	1							
LAST 10 GAMES																								
						135	A	Sacramento St.		2	1	70	A	UC Davis		0	1							
						116	A	Cal Poly		2	0	59	A	Loyola Marymount		0	4							
								70 H UC Davis		1	0	93	A	UC Riverside		1	1							
								116 H Cal Poly		2	2	66	A	Cal St. Fullerton		0	2							
								135 H Sacramento St.		4	1	17	H	UC Irvine		1	0							

Non-Div. I Games:

UC Santa Barbara

Average RPI Win: 123		WON-LOST	WINNING	LAST 10	STRENGTH OF	OPP. STRENGTH	TEAM	ADJ	CONF.	ADJ CONF.													
Average RPI Loss: 19		RECORD	PCT. RANK	GAMES	SCHEDULE	OF SCHEDULE	RPI	RPI	RPI	RPI													
DIV. I ONLY		8-5-4	.58824	70	3-3-4	71	6	52	.53899	48	4	4											
DIV. I NON-CONF.		6-2-0	.75	18	1-0-0	144	8	93	.5019	91	4	4											
<hr/>																							
TOTALS		RPI 1-25		RPI 26-50		W-L RECORDS		RPI 51-100		RPI 101-150		RPI 150+											
8-5-4		0-4-2		1-0-0		OVERALL		1-1-2		4-0-0		2-0-0											
7-1-2		0-1-1		1-0-0		HOME		1-0-1		3-0-0		2-0-0											
1-3-2		0-2-1		0-0-0		AWAY		0-1-1		1-0-0		0-0-0											
0-1-0		0-1-0		0-0-0		NEUTRAL		0-0-0		0-0-0		0-0-0											
6-2-0		0-2-0		1-0-0		NON-CONFERENCE		0-0-0		3-0-0		2-0-0											
5-0-0		0-0-0		1-0-0		HOME		0-0-0		2-0-0		2-0-0											
1-1-0		0-1-0		0-0-		AWAY		0-0-0		1-0-0		0-0-0											
0-1-0		0-1-0		0-0-0		NEUTRAL		0-0-0		0-0-0		0-0-0											
2-3-4		0-2-2		0-0-0		CONFERENCE		1-1-2		1-0-0		0-0-0											
2-1-2		0-1-1		0-0-0		HOME		1-0-1		1-0-0		0-0-0											
0-2-2		0-1-1		0-0-0		AWAY		0-1-1		0-0-0		0-0-0											
0-0-0		0-0-0		0-0-0		NEUTRAL		0-0-0		0-0-0		0-0-0											
RPI	S	Opponent		Score		RPI	S	Opponent		Score		RPI	S	Opponent		Score							
4	N	Notre Dame		1	2	37	H	Oregon St.		1	0	58	A	Butler		0	1	124	H	DePaul		4	0
5	A	Georgetown		0	0							67	A	Seton Hall		3	3	126	H	Wisconsin		2	0
6	A	Indiana		0	1							84	H	Villanova		1	1	142	H	Gonzaga		2	0
9	A	Creighton		0	2							85	H	St. John's (NY)		2	0	146	A	Northern Ill.		2	0
13	H	Providence		1	1													157	H	Milwaukee		2	0
18	H	Xavier		0	1													168	H	Drake		2	0
<hr/>																							
LAST 10 GAMES																							
124 H DePaul						4	0	84 H Villanova						1	1								
67 A Seton Hall						3	3	58 A Butler						0	1								
9 A Creighton						0	2	85 H St. John's (NY)						2	0								
18 H Xavier						0	1	5 A Georgetown						0	0								
13 H Providence						1	1	126 H Wisconsin						2	0								

Non-Div. I Games:

Marquette

Duke				Through Games Of Nov. 9, 2014										
Average RPI Win: 121		WON-LOST	WINNING	LAST 10	STRENGTH OF		OPP. STRENGTH	TEAM	ADJ		CONF.	ADJ CONF.		
Average RPI Loss: 29		RECORD	PCT. RANK	GAMES	SCHEDULE		OF SCHEDULE	RPI	RPI		RPI	RPI		
DIV. I ONLY		9-9-1	.5 103	4-6-0	18		55	48	.53771 49		2	3		
DIV. I NON-CONF.		4-4-1	.5 105	1-2-0	37		173	64	.52158 64		3	3		
TOTALS		RPI 1-25	RPI 26-50		W-L RECORDS		RPI 51-100		RPI 101-150		RPI 150+			
9-9-1		1-5-0	1-3-0		OVERALL		2-1-1		1-0-0		4-0-0			
8-2-1		1-1-0	1-1-0		HOME		1-0-1		1-0-0		4-0-0			
1-7-0		0-4-0	0-2-0		AWAY		1-1-0		0-0-0		0-0-0			
0-0-0		0-0-0	0-0-0		NEUTRAL		0-0-0		0-0-0		0-0-0			
4-4-1		0-1-0	0-2-0		NON-CONFERENCE		0-1-1		1-0-0		3-0-0			
4-1-1		0-0-0	0-1-0		HOME		0-0-1		1-0-0		3-0-0			
0-3-0		0-1-0	0-0-		AWAY		0-1-0		0-0-0		0-0-0			
0-0-0		0-0-0	0-0-0		NEUTRAL		0-0-0		0-0-0		0-0-0			
5-5-0		1-4-0	1-1-0		CONFERENCE		2-0-0		0-0-0		1-0-0			
4-1-0		1-1-0	1-0-0		HOME		1-0-0		0-0-0		1-0-0			
1-4-0		0-3-0	0-1-0		AWAY		1-0-0		0-0-0		0-0-0			
0-0-0		0-0-0	0-0-0		NEUTRAL		0-0-0		0-0-0		0-0-0			
RPI S	Opponent	Score		RPI S	Opponent	Score		RPI S	Opponent	Score		RPI S	Opponent	Score
4 H	Notre Dame	1	4	32 A	Wake Forest	1	4	59 H	Loyola Marymount	1	1	148 H	Stetson	8 2
10 A	Syracuse	0	2	38 H	Davidson	1	2	79 A	SMU	1	3	164 H	Pittsburgh	2 1
11 A	Virginia	0	1	42 A	Elon	1	2	81 A	Virginia Tech	2	0	167 H	Georgia St.	2 1
21 H	North Carolina	2	1	43 H	Boston College	1	0	89 H	North Carolina St.	3	2	180 H	Appalachian St.	2 0
22 A	Louisville	0	5									194 H	Temple	3 1
24 A	UNCW	1	2											
LAST 10 GAMES														
10 A	Syracuse	0	2	42 A	Elon	1	2							
89 H	North Carolina St.	3	2	4 H	Notre Dame	1	4							
81 A	Virginia Tech	2	0	38 H	Davidson	1	2							
167 H	Georgia St.	2	1	11 A	Virginia	0	1							
164 H	Pittsburgh	2	1	32 A	Wake Forest	1	4							

Non-Div. I Games:

Duke

Average RPI Win:	116	WON-LOST RECORD	WINNING PCT. RANK	LAST 10 GAMES	STRENGTH OF SCHEDULE	OPP. STRENGTH OF SCHEDULE	TEAM RPI	ADJ RPI	CONF. RPI	ADJ CONF. RPI	
DIV. I ONLY		11-4-4	.68421 32	7-0-3	70	118	43	.53571 50	9	10	
DIV. I NON-CONF.		5-3-2	.6 64	1-0-1	82	160	49	.53119 58	10	10	
<hr/>											
TOTALS	RPI 1-25	RPI 26-50		W-L RECORDS	RPI 51-100		RPI 101-150		RPI 150+		
11-4-4	1-0-0	1-1-1		OVERALL	1-0-1		4-2-2		4-1-0		
8-1-1	1-0-0	1-0-1		HOME	1-0-0		2-1-0		3-0-0		
2-3-3	0-0-0	0-1-0		AWAY	0-0-1		1-1-2		1-1-0		
1-0-0	0-0-0	0-0-0		NEUTRAL	0-0-0		1-0-0		0-0-0		
<hr/>											
5-3-2	1-0-0	0-0-1		NON-CONFERENCE	1-0-0		0-2-1		3-1-0		
4-1-1	1-0-0	0-0-1		HOME	1-0-0		0-1-0		2-0-0		
1-2-1	0-0-0	0-0-		AWAY	0-0-0		0-1-1		1-1-0		
0-0-0	0-0-0	0-0-0		NEUTRAL	0-0-0		0-0-0		0-0-0		
<hr/>											
6-1-2	0-0-0	1-1-0		CONFERENCE	0-0-1		4-0-1		1-0-0		
4-0-0	0-0-0	1-0-0		HOME	0-0-0		2-0-0		1-0-0		
1-1-2	0-0-0	0-1-0		AWAY	0-0-1		1-0-1		0-0-0		
1-0-0	0-0-0	0-0-0		NEUTRAL	0-0-0		1-0-0		0-0-0		
<hr/>											
RPI S	Opponent	Score	RPI S	Opponent	Score	RPI S	Opponent	Score	RPI S	Opponent	Score
16 H	Maryland	2 1	31 H	American	2 0	63 H	UMBC	2 0	106 H	Bucknell	1 0
			33 A	Boston U.	1 2	74 A	Lehigh	1 1	107 A	Denver	1 2
			34 H	George Mason	1 1				112 H	Holy Cross	2 1
									118 N	Army	1 0
									122 A	Air Force	1 1
									127 A	Colgate	2 0
									131 A	Loyola Maryland	1 1
									139 H	George Washington	1 2
									156 H	Lafayette	1 0
									174 A	NJIT	0 1
									180 H	Appalachian St.	5 0
									181 A	Central Conn. St.	3 1
									191 H	Longwood	2 0
<hr/>											
			LAST 10 GAMES								
			118 N Army 1 0			106 H Bucknell 1 0					
			131 A Loyola Maryland 1 1			127 A Colgate 2 0					
			74 A Lehigh 1 1			31 H American 2 0					
			112 H Holy Cross 2 1			156 H Lafayette 1 0					
			63 H UMBC 2 0			34 H George Mason 1 1					

Non-Div. I Games:

Navy

Average RPI Win:		125	WON-LOST RECORD		WINNING PCT. RANK	LAST 10 GAMES		STRENGTH OF SCHEDULE		OPP. STRENGTH OF SCHEDULE		TEAM RPI	ADJ RPI	CONF. RPI	ADJ CONF. RPI
Average RPI Loss:		55													
DIV. I ONLY			10-7-1		.58333	73		57		92		51	.53544	51	12
DIV. I NON-CONF.			5-4-0		.55556	83		45		53		43	.55033	45	11
TOTALS		RPI 1-25	RPI 26-50		W-L RECORDS		RPI 51-100		RPI 101-150		RPI 150+				
10-7-1		0-2-0	1-2-0		OVERALL		2-1-1		2-2-0		5-0-0				
7-4-0		0-1-0	1-1-0		HOME		1-1-0		2-1-0		3-0-0				
3-3-1		0-1-0	0-1-0		AWAY		1-0-1		0-1-0		2-0-0				
0-0-0		0-0-0	0-0-0		NEUTRAL		0-0-0		0-0-0		0-0-0				
5-4-0		0-2-0	1-1-0		NON-CONFERENCE		1-0-0		1-1-0		2-0-0				
5-1-0		0-1-0	1-0-0		HOME		1-0-0		1-0-0		2-0-0				
0-3-0		0-1-0	0-0-		AWAY		0-0-0		0-1-0		0-0-0				
0-0-0		0-0-0	0-0-0		NEUTRAL		0-0-0		0-0-0		0-0-0				
5-3-1		0-0-0	0-1-0		CONFERENCE		1-1-1		1-1-0		3-0-0				
2-3-0		0-0-0	0-1-0		HOME		0-1-0		1-1-0		1-0-0				
3-0-1		0-0-0	0-0-0		AWAY		1-0-1		0-0-0		2-0-0				
0-0-0		0-0-0	0-0-0		NEUTRAL		0-0-0		0-0-0		0-0-0				
RPI S	Opponent	Score		RPI S	Opponent	Score		RPI S	Opponent	Score		RPI S	Opponent	Score	
8 H	Washington	1	2	27 H	Akron	2	1	52 A	UConn	1	0	107 H	Denver	3	0
15 A	Clemson	0	3	39 A	Old Dominion	0	1	52 H	UConn	0	1	108 H	Memphis	1	2
				40 H	Tulsa	3	4	77 H	Brown	3	1	108 H	Memphis	4	2
								79 A	SMU	2	2	125 A	FGCU	0	2
												160 H	Portland	2	0
												170 A	Cincinnati	3	1
												172 H	Ga. Southern	3	0
												183 A	UCF	1	0
												194 H	Temple	3	0
				LAST 10 GAMES											
				108 H	Memphis	4	2	79 A	SMU	2	2				
				52 H	UConn	0	1	107 H	Denver	3	0				
				15 A	Clemson	0	3	170 A	Cincinnati	3	1				
				108 H	Memphis	1	2	40 H	Tulsa	3	4				
				183 A	UCF	1	0	194 H	Temple	3	0				

Non-Div. I Games:

South Fla.

Average RPI Win: 128		WON-LOST RECORD		WINNING PCT. RANK		LAST 10 GAMES		STRENGTH OF SCHEDULE		OPP. STRENGTH OF SCHEDULE		TEAM RPI		ADJ RPI		CONF. RPI		ADJ CONF. RPI	
DIV. I ONLY		10-6-2		.61111 58		8-1-1		101		81		54		.5322 52		12		13	
DIV. I NON-CONF.		3-5-1		.38889 149		1-1-0		60		44		44		.55194 42		11		12	
TOTALS		RPI 1-25		RPI 26-50		W-L RECORDS		RPI 51-100		RPI 101-150		RPI 150+							
10-6-2		0-2-0		2-2-0		OVERALL		2-2-1		1-0-0		5-0-1							
6-3-1		0-1-0		1-1-0		HOME		1-1-1		0-0-0		4-0-0							
4-3-1		0-1-0		1-1-0		AWAY		1-1-0		1-0-0		1-0-1							
0-0-0		0-0-0		0-0-0		NEUTRAL		0-0-0		0-0-0		0-0-0							
3-5-1		0-2-0		1-2-0		NON-CONFERENCE		0-1-1		0-0-0		2-0-0							
2-2-1		0-1-0		0-1-0		HOME		0-0-1		0-0-0		2-0-0							
1-3-0		0-1-0		1-0-		AWAY		0-1-0		0-0-0		0-0-0							
0-0-0		0-0-0		0-0-0		NEUTRAL		0-0-0		0-0-0		0-0-0							
7-1-1		0-0-0		1-0-0		CONFERENCE		2-1-0		1-0-0		3-0-1							
4-1-0		0-0-0		1-0-0		HOME		1-1-0		0-0-0		2-0-0							
3-0-1		0-0-0		0-0-0		AWAY		1-0-0		1-0-0		1-0-1							
0-0-0		0-0-0		0-0-0		NEUTRAL		0-0-0		0-0-0		0-0-0							
RPI S	Opponent	Score		RPI S	Opponent	Score		RPI S	Opponent	Score		RPI S	Opponent	Score					
8 A	Washington	1	3	28 H	Coastal Caro.	2	3	51 A	South Fla.	1	0	108 A	Memphis	1	0				
10 H	Syracuse	0	4	32 A	Wake Forest	1	2	51 H	South Fla.	0	1	170 A	Cincinnati	0	0				
				40 H	Tulsa	2	0	79 H	SMU	2	1	183 A	UCF	1	0				
				46 A	Seattle	3	1	85 A	St. John's (NY)	1	3	189 H	Stony Brook	3	0				
								96 H	Iona	1	1	194 H	Temple	5	0				
												194 H	Temple	3	1				
												199 H	Yale	1	0				
LAST 10 GAMES																			
				194 H	Temple	5	0	183 A	UCF	1	0								
				51 A	South Fla.	1	0	10 H	Syracuse	0	4								
				199 H	Yale	1	0	40 H	Tulsa	2	0								
				79 H	SMU	2	1	170 A	Cincinnati	0	0								
				194 H	Temple	3	1	108 A	Memphis	1	0								

Non-Div. I Games:

UConn

Average RPI Win: 68		WON-LOST	WINNING	LAST 10	STRENGTH OF		OPP. STRENGTH	TEAM	ADJ	CONF.	ADJ CONF.
Average RPI Loss: 55		RECORD	PCT. RANK	GAMES	SCHEDULE		OF SCHEDULE	RPI	RPI	RPI	RPI
DIV. I ONLY		6-9-3	.41667	136	5-4-1		15	26	68	.53036	53
DIV. I NON-CONF.		3-5-1	.38889	149	2-1-1		25	104	74	.51181	73
TOTALS		RPI 1-25	RPI 26-50		W-L RECORDS		RPI 51-100		RPI 101-150		RPI 150+
6-9-3		2-4-2	0-1-0		OVERALL		3-2-0		1-2-1		0-0-0
3-6-2		1-3-1	0-0-0		HOME		2-2-0		0-1-1		0-0-0
3-3-1		1-1-1	0-1-0		AWAY		1-0-0		1-1-0		0-0-0
0-0-0		0-0-0	0-0-0		NEUTRAL		0-0-0		0-0-0		0-0-0
3-5-1		1-0-0	0-1-0		NON-CONFERENCE		2-2-0		0-2-1		0-0-0
3-3-1		1-0-0	0-0-0		HOME		2-2-0		0-1-1		0-0-0
0-2-0		0-0-0	0-0-		AWAY		0-0-0		0-1-0		0-0-0
0-0-0		0-0-0	0-0-0		NEUTRAL		0-0-0		0-0-0		0-0-0
3-4-2		1-4-2	0-0-0		CONFERENCE		1-0-0		1-0-0		0-0-0
0-3-1		0-3-1	0-0-0		HOME		0-0-0		0-0-0		0-0-0
3-1-1		1-1-1	0-0-0		AWAY		1-0-0		1-0-0		0-0-0
0-0-0		0-0-0	0-0-0		NEUTRAL		0-0-0		0-0-0		0-0-0
RPI S	Opponent	Score		RPI S	Opponent	Score		RPI S	Opponent	Score	
4 H	Notre Dame	3	2	27 A	Akron	0	3	69 H	Bowling Green	0	1
6 H	Indiana	1	3					79 H	SMU	3	0
7 A	Michigan St.	3	2					92 H	Oakland	3	1
16 H	Maryland	1	1					95 H	Western Mich.	0	1
19 H	Penn St.	0	1					99 A	Rutgers	3	0
20 A	Northwestern	0	0								
23 A	Ohio St.	0	1								
23 H	Ohio St.	1	2								
LAST 10 GAMES											
23 A	Ohio St.	0	1	120 H	Detroit	0	0				
23 H	Ohio St.	1	2	27 A	Akron	0	3				
7 A	Michigan St.	3	2	99 A	Rutgers	3	0				
92 H	Oakland	3	1	4 H	Notre Dame	3	2				
6 H	Indiana	1	3	126 A	Wisconsin	2	1				

Non-Div. I Games:

Michigan

CSUN

Average RPI Win:	68	WON-LOST	WINNING	LAST 10	STRENGTH OF	OPP. STRENGTH	TEAM	ADJ	CONF.	ADJ CONF.	
Average RPI Loss:	80	RECORD	PCT. RANK	GAMES	SCHEDULE	OF SCHEDULE	RPI	RPI	RPI	RPI	
DIV. I ONLY	7-9-3	.44737	127	2-1-1	24	45	74	.52992	54	6	6
DIV. I NON-CONF.	4-4-1	.5	105	0-0-0	20	67	61	.53961	51	6	6
TOTALS	RPI 1-25	RPI 26-50		W-L RECORDS	RPI 51-100		RPI 101-150		RPI 150+		
7-9-3	2-1-0	2-2-0		OVERALL	1-2-2		2-4-1		0-0-0		
4-2-2	1-0-0	0-1-0		HOME	1-0-2		2-1-0		0-0-0		
2-7-0	1-1-0	1-1-0		AWAY	0-1-0		0-3-0		0-0-0		
1-0-1	0-0-0	1-0-0		NEUTRAL	0-0-0		0-0-1		0-0-0		
4-4-1	0-1-0	2-1-0		NON-CONFERENCE	0-0-0		2-2-1		0-0-0		
2-1-0	0-0-0	0-1-0		HOME	0-0-0		2-0-0		0-0-0		
1-3-0	0-1-0	1-0-		AWAY	0-0-0		0-2-0		0-0-0		
1-0-1	0-0-0	1-0-0		NEUTRAL	0-0-0		0-0-1		0-0-0		
3-5-2	2-0-0	0-1-0		CONFERENCE	1-2-2		0-2-0		0-0-0		
2-1-2	1-0-0	0-0-0		HOME	1-0-2		0-1-0		0-0-0		
1-4-0	1-0-0	0-1-0		AWAY	0-2-0		0-1-0		0-0-0		
0-0-0	0-0-0	0-0-0		NEUTRAL	0-0-0		0-0-0		0-0-0		
RPI S	Opponent	Score	RPI S	Opponent	Score	RPI S	Opponent	Score	RPI S	Opponent	Score
1 A	UCLA	0 3	26 N	UAB	2 0	66 A	Cal St. Fullerton	0 1	107 A	Denver	1 2
17 A	UC Irvine	3 0	30 H	New Mexico	0 1	66 H	Cal St. Fullerton	1 1	110 N	Omaha	0 0
17 H	UC Irvine	2 0	40 A	Tulsa	2 1	70 H	UC Davis	0 0	116 A	Cal Poly	1 2
			47 A	UC Santa Barbara	1 2	93 A	UC Riverside	0 1	122 A	Air Force	1 2
						93 H	UC Riverside	2 1	135 H	Sacramento St.	0 1
									137 H	Bakersfield	2 1
									143 H	Bradley	1 0
			LAST 10 GAMES								
			17 H	UC Irvine	2 0	93 H	UC Riverside	2 1			
			93 A	UC Riverside	0 1	70 H	UC Davis	0 0			
			66 H	Cal St. Fullerton	1 1	135 H	Sacramento St.	0 1			
			17 A	UC Irvine	3 0	116 A	Cal Poly	1 2			
			66 A	Cal St. Fullerton	0 1	47 A	UC Santa Barbara	1 2			

Non-Div. I Games:

CSUN

Average RPI Win:	126	WON-LOST	WINNING	LAST 10	STRENGTH OF	OPP. STRENGTH	TEAM	ADJ	CONF.	ADJ CONF.		
Average RPI Loss:	66	RECORD	PCT. RANK	GAMES	SCHEDULE	OF SCHEDULE	RPI	RPI	RPI	RPI		
DIV. I ONLY		10-4-2	.6875	29	7-1-2	167	46	55	.52818	55	10	9
DIV. I NON-CONF.		7-3-0	.7	31	4-0-0	189	19	91	.50233	90	12	11
<hr/>												
TOTALS	RPI 1-25	RPI 26-50		W-L RECORDS		RPI 51-100		RPI 101-150		RPI 150+		
10-4-2	0-1-0	1-1-1		OVERALL		3-1-1		2-1-0		4-0-0		
9-0-0	0-0-0	1-0-0		HOME		3-0-0		2-0-0		3-0-0		
1-4-2	0-1-0	0-1-1		AWAY		0-1-1		0-1-0		1-0-0		
0-0-0	0-0-0	0-0-0		NEUTRAL		0-0-0		0-0-0		0-0-0		
7-3-0	0-1-0	1-0-0		NON-CONFERENCE		2-1-0		1-1-0		3-0-0		
6-0-0	0-0-0	1-0-0		HOME		2-0-0		1-0-0		2-0-0		
1-3-0	0-1-0	0-0-		AWAY		0-1-0		0-1-0		1-0-0		
0-0-0	0-0-0	0-0-0		NEUTRAL		0-0-0		0-0-0		0-0-0		
3-1-2	0-0-0	0-1-1		CONFERENCE		1-0-1		1-0-0		1-0-0		
3-0-0	0-0-0	0-0-0		HOME		1-0-0		1-0-0		1-0-0		
0-1-2	0-0-0	0-1-1		AWAY		0-0-1		0-0-0		0-0-0		
0-0-0	0-0-0	0-0-0		NEUTRAL		0-0-0		0-0-0		0-0-0		
RPI	S	Opponent	Score	RPI	S	Opponent	Score	RPI	S	Opponent	Score	
5	A	Georgetown	0 2	29	A	Dartmouth	1 1	61	H	Cornell	1 0	
				36	A	Princeton	2 3	77	A	Brown	1 1	
				43	H	Boston College	3 2	82	H	Hartford	4 1	
								85	A	St. John's (NY)	1 2	
								86	H	Northeastern	3 2	
		</										

Non-Div. I Games:

Harvard

Average RPI Win: 129		WON-LOST	WINNING	LAST 10	STRENGTH OF	OPP. STRENGTH	TEAM	ADJ	CONF.	ADJ CONF.		
Average RPI Loss: 106		RECORD	PCT. RANK	GAMES	SCHEDULE	OF SCHEDULE	RPI	RPI	RPI	RPI		
DIV. I ONLY		13-4-2	.73684	9	7-2-1	153	122	50	.52796	56	14	14
DIV. I NON-CONF.		6-2-1	.72222	22	0-0-0	139	96	51	.53491	56	17	15
<hr/>												
TOTALS		RPI 1-25	RPI 26-50		W-L RECORDS		RPI 51-100		RPI 101-150		RPI 150+	
13-4-2		0-1-0	1-0-0		OVERALL		3-0-0		4-3-2		5-0-0	
6-3-2		0-1-0	0-0-0		HOME		2-0-0		1-2-2		3-0-0	
6-1-0		0-0-0	1-0-0		AWAY		1-0-0		2-1-0		2-0-0	
1-0-0		0-0-0	0-0-0		NEUTRAL		0-0-0		1-0-0		0-0-0	
6-2-1		0-1-0	0-0-0		NON-CONFERENCE		2-0-0		2-1-1		2-0-0	
4-1-1		0-1-0	0-0-0		HOME		2-0-0		0-0-1		2-0-0	
1-1-0		0-0-0	0-0-		AWAY		0-0-0		1-1-0		0-0-0	
1-0-0		0-0-0	0-0-0		NEUTRAL		0-0-0		1-0-0		0-0-0	
7-2-1		0-0-0	1-0-0		CONFERENCE		1-0-0		2-2-1		3-0-0	
2-2-1		0-0-0	0-0-0		HOME		0-0-0		1-2-1		1-0-0	
5-0-0		0-0-0	1-0-0		AWAY		1-0-0		1-0-0		2-0-0	
0-0-0		0-0-0	0-0-0		NEUTRAL		0-0-0		0-0-0		0-0-0	
RPI S	Opponent	Score		RPI S	Opponent	Score		RPI S	Opponent	Score		
17 H	UC Irvine	2	4	46 A	Seattle	3	1	63 H	UMBC	1	0	
								88 A	Utah Valley	1	0	
								93 H	UC Riverside	2	0	
						</						

Non-Div. I Games:

UNLV

Average RPI Win:		116	WON-LOST RECORD		WINNING PCT. RANK		LAST 10 GAMES		STRENGTH OF SCHEDULE		OPP. STRENGTH OF SCHEDULE		TEAM RPI		ADJ RPI		CONF. RPI		ADJ CONF. RPI				
DIV. I ONLY			9-6-2		.58824 70		4-4-1		87		68		58		.52746 57		13		12				
DIV. I NON-CONF.			5-3-1		.61111 57		0-1-0		122		57		79		.51116 76		8		7				
TOTALS		RPI 1-25		RPI 26-50		W-L RECORDS		RPI 51-100		RPI 101-150		RPI 150+											
9-6-2		0-1-0		1-1-0		OVERALL		2-2-2		4-2-0		2-0-0											
4-3-1		0-1-0		0-1-0		HOME		0-1-1		2-0-0		2-0-0											
5-3-1		0-0-0		1-0-0		AWAY		2-1-1		2-2-0		0-0-0											
0-0-0		0-0-0		0-0-0		NEUTRAL		0-0-0		0-0-0		0-0-0											
5-3-1		0-1-0		0-0-0		NON-CONFERENCE		1-0-1		3-2-0		1-0-0											
2-1-1		0-1-0		0-0-0		HOME		0-0-1		1-0-0		1-0-0											
3-2-0		0-0-0		0-0-		AWAY		1-0-0		2-2-0		0-0-0											
0-0-0		0-0-0		0-0-0		NEUTRAL		0-0-0		0-0-0		0-0-0											
4-3-1		0-0-0		1-1-0		CONFERENCE		1-2-1		1-0-0		1-0-0											
2-2-0		0-0-0		0-1-0		HOME		0-1-0		1-0-0		1-0-0											
2-1-1		0-0-0		1-0-0		AWAY		1-1-1		0-0-0		0-0-0											
0-0-0		0-0-0		0-0-0		NEUTRAL		0-0-0		0-0-0		0-0-0											
RPI	S	Opponent		Score		RPI	S	Opponent		Score		RPI	S	Opponent		Score							
2	H	Stanford		0 3		45	A	San Diego		2 0		59	A	Loyola Marymount		1 2							
						45	H	San Diego		1 2		59	H	Loyola Marymount		1 3							
												62	A	St. Mary's (CA)		2 1							
												66	A	Cal St. Fullerton		2 1							
												70	H	UC Davis		0 0							
												94	A	Santa Clara		1 1							
												116	A	Cal Poly		1 2							
												123	A	Ill.-Chicago		0 1							
												125	H	FGCU		1 0							
												126	A	Wisconsin		2 1							
												142	H	Gonzaga		2 1							
												147	A	San Jose St.		3 0							
												160	H	Portland		3 2							
												175	H	Central Ark.		2 0							
LAST 10 GAMES																							
45 H San Diego						1 2						160 H Portland						3 2					
59 A Loyola Marymount						1 2						94 A Santa Clara						1 1					
62 A St. Mary's (CA)						2 1						59 H Loyola Marymount						1 3					
2 H Stanford						0 3						45 A San Diego						2 0					
142 H Gonzaga						2 1						147 A San Jose St.						3 0					

Non-Div. I Games:

San Francisco

Average RPI Win: 92		WON-LOST	WINNING	LAST 10	STRENGTH OF		OPP. STRENGTH	TEAM	ADJ		CONF.	ADJ CONF.
Average RPI Loss: 55		RECORD	PCT. RANK	GAMES	SCHEDULE		OF SCHEDULE	RPI	RPI		RPI	RPI
DIV. I ONLY		6-7-5	.47222	116	3-5-2		27	29	70		.5265	58
DIV. I NON-CONF.		4-2-3	.61111	57	1-0-0		59	88	92		.51155	74
TOTALS		RPI 1-25	RPI 26-50		W-L RECORDS		RPI 51-100		RPI 101-150		RPI 150+	
6-7-5		1-3-2	1-0-0		OVERALL		1-4-1		3-0-2		0-0-0	
5-2-1		1-1-0	1-0-0		HOME		0-1-1		3-0-0		0-0-0	
0-5-4		0-2-2	0-0-0		AWAY		0-3-0		0-0-2		0-0-0	
1-0-0		0-0-0	0-0-0		NEUTRAL		1-0-0		0-0-0		0-0-0	
4-2-3		0-0-2	0-0-0		NON-CONFERENCE		1-2-0		3-0-1		0-0-0	
3-1-0		0-0-0	0-0-0		HOME		0-1-0		3-0-0		0-0-0	
0-1-3		0-0-2	0-0-		AWAY		0-1-0		0-0-1		0-0-0	
1-0-0		0-0-0	0-0-0		NEUTRAL		1-0-0		0-0-0		0-0-0	
2-5-2		1-3-0	1-0-0		CONFERENCE		0-2-1		0-0-1		0-0-0	
2-1-1		1-1-0	1-0-0		HOME		0-0-1		0-0-0		0-0-0	
0-4-1		0-2-0	0-0-0		AWAY		0-2-0		0-0-1		0-0-0	
0-0-0		0-0-0	0-0-0		NEUTRAL		0-0-0		0-0-0		0-0-0	
RPI S	Opponent	Score	RPI S	Opponent	Score	RPI S	Opponent	Score	RPI S	Opponent	Score	
5 H	Georgetown	0 2	48 H	Marquette	1 0	67 H	Seton Hall	0 0	119 H	Loyola Chicago	2 1	
6 A	Indiana	0 0				84 A	Villanova	0 1	124 A	DePaul	0 0	
9 A	Creighton	1 2				85 A	St. John's (NY)	2 3	130 H	Evansville	2 1	
13 H	Providence	2 0				87 H	Valparaiso	1 2	141 A	SIUE	1 1	
18 A	Xavier	0 2				95 A	Western Mich.	1 2	144 H	IUPUI	1 0	
23 A	Ohio St.	2 2				97 N	Canisius	2 0				
LAST 10 GAMES												
18 A	Xavier	0 2	48 H	Marquette	1 0							
13 H	Providence	2 0	9 A	Creighton	1 2							
67 H	Seton Hall	0 0	85 A	St. John's (NY)	2 3							
84 A	Villanova	0 1	5 H	Georgetown	0 2							
124 A	DePaul	0 0	130 H	Evansville	2 1							

Non-Div. I Games:

Butler

Average RPI Win: 104		WON-LOST RECORD		WINNING PCT. RANK		LAST 10 GAMES		STRENGTH OF SCHEDULE		OPP. STRENGTH OF SCHEDULE		TEAM RPI		ADJ RPI		CONF. RPI		ADJ CONF. RPI	
DIV. I ONLY		8-4-6		.61111 58		5-1-4		84		64		66		.52638 59		13		12	
DIV. I NON-CONF.		4-3-2		.55556 83		1-0-0		66		21		53		.53872 53		8		7	
TOTALS		RPI 1-25		RPI 26-50		W-L RECORDS		RPI 51-100		RPI 101-150		RPI 150+							
8-4-6		0-2-0		2-1-1		OVERALL		2-1-3		2-0-1		2-0-1							
5-2-1		0-1-0		1-0-0		HOME		1-1-1		1-0-0		2-0-0							
3-1-5		0-1-0		1-0-1		AWAY		1-0-2		1-0-1		0-0-1							
0-1-0		0-0-0		0-1-0		NEUTRAL		0-0-0		0-0-0		0-0-0							
4-3-2		0-2-0		1-1-1		NON-CONFERENCE		0-0-1		2-0-0		1-0-0							
3-1-0		0-1-0		1-0-0		HOME		0-0-0		1-0-0		1-0-0							
1-1-2		0-1-0		0-1-		AWAY		0-0-1		1-0-0		0-0-0							
0-1-0		0-0-0		0-1-0		NEUTRAL		0-0-0		0-0-0		0-0-0							
4-1-4		0-0-0		1-0-0		CONFERENCE		2-1-2		0-0-1		1-0-1							
2-1-1		0-0-0		0-0-0		HOME		1-1-1		0-0-0		1-0-0							
2-0-3		0-0-0		1-0-0		AWAY		1-0-1		0-0-1		0-0-1							
0-0-0		0-0-0		0-0-0		NEUTRAL		0-0-0		0-0-0		0-0-0							
RPI S	Opponent	Score		RPI S	Opponent	Score		RPI S	Opponent	Score		RPI S	Opponent	Score					
17 H	UC Irvine	2	3	42 N	Elon	0	1	57 A	San Francisco	3	1	127 H	Colgate	1	0				
18 A	Xavier	0	2	45 A	San Diego	1	0	57 H	San Francisco	2	1	135 A	Sacramento St.	3	0				
				47 H	UC Santa Barbara	4	0	62 H	St. Mary's (CA)	0	2	142 A	Gonzaga	0	0				
				49 A	Duke	1	1	70 A	UC Davis	1	1	160 A	Portland	0	0				
								94 A	Santa Clara	1	1	166 H	Grand Canyon	4	0				
								94 H	Santa Clara	1	1	200 H	Pacific	4	0				
				LAST 10 GAMES															
				94 A	Santa Clara	1	1	200 H	Pacific	4	0								
				57 H	San Francisco	2	1	47 H	UC Santa Barbara	4	0								
				142 A	Gonzaga	0	0	45 A	San Diego	1	0								
				160 A	Portland	0	0	57 A	San Francisco	3	1								
				62 H	St. Mary's (CA)	0	2	94 H	Santa Clara	1	1								

Non-Div. I Games:

Loyola Marymount

Average RPI Win:	138	WON-LOST	WINNING	LAST 10	STRENGTH OF	OPP. STRENGTH	TEAM	ADJ	CONF.	ADJ CONF.	
Average RPI Loss:	95	RECORD	PCT. RANK	GAMES	SCHEDULE	OF SCHEDULE	RPI	RPI	RPI	RPI	
DIV. I ONLY	10-5-3	.63889	52	6-4-0	113	169	73	.52569	60	16	16
DIV. I NON-CONF.	4-1-2	.71429	28	0-0-0	12	100	21	.59506	15	19	19
<hr/>											
TOTALS	RPI 1-25	RPI 26-50		W-L RECORDS	RPI 51-100		RPI 101-150		RPI 150+		
10-5-3	0-0-1	2-1-0		OVERALL	1-1-0		1-3-1		6-0-1		
6-1-2	0-0-0	0-0-0		HOME	1-0-0		1-1-1		4-0-1		
3-3-1	0-0-1	1-0-0		AWAY	0-1-0		0-2-0		2-0-0		
1-1-0	0-0-0	1-1-0		NEUTRAL	0-0-0		0-0-0		0-0-0		
<hr/>											
4-1-2	0-0-1	2-1-0		NON-CONFERENCE	0-0-0		0-0-1		2-0-0		
2-0-1	0-0-0	0-0-0		HOME	0-0-0		0-0-1		2-0-0		
1-0-1	0-0-1	1-0-		AWAY	0-0-0		0-0-0		0-0-0		
1-1-0	0-0-0	1-1-0		NEUTRAL	0-0-0		0-0-0		0-0-0		
<hr/>											
6-4-1	0-0-0	0-0-0		CONFERENCE	1-1-0		1-3-0		4-0-1		
4-1-1	0-0-0	0-0-0		HOME	1-0-0		1-1-0		2-0-1		
2-3-0	0-0-0	0-0-0		AWAY	0-1-0		0-2-0		2-0-0		
0-0-0	0-0-0	0-0-0		NEUTRAL	0-0-0		0-0-0		0-0-0		
<hr/>											
RPI S	Opponent	Score	RPI S	Opponent	Score	RPI S	Opponent	Score	RPI S	Opponent	Score
25 A	Kentucky	0 0	28 A	Coastal Caro.	1 0	80 A	Mercer	0 3	102 H	James Madison	0 0
			46 N	Seattle	1 2	80 H	Mercer	2 1	105 A	Wofford	0 1
			47 N	UC Santa Barbara	3 0				105 H	Wofford	0 2
									140 A	East Tenn. St.	0 1
									140 H	East Tenn. St.	3 0
									151 A	UNC Greensboro	3 1
									151 H	UNC Greensboro	0 0
									153 H	North Florida	2 1
									167 H	Georgia St.	5 0
									203 A	VMI	1 0
									203 H	VMI	1 0
									203 H	VMI	3 1
<hr/>											
			LAST 10 GAMES								
			203 H	VMI	1 0	203 H	VMI	3 1			
			105 A	Wofford	0 1	140 A	East Tenn. St.	0 1			
			80 H	Mercer	2 1	80 A	Mercer	0 3			
			140 H	East Tenn. St.	3 0	105 H	Wofford	0 2			
			151 A	UNC Greensboro	3 1	203 A	VMI	1 0			

Non-Div. I Games:

Furman

[illegible]

Non-Div. I Games:

Cornell

Average RPI Win:	120	WON-LOST RECORD	WINNING PCT. RANK	LAST 10 GAMES	STRENGTH OF SCHEDULE	OPP. STRENGTH OF SCHEDULE	TEAM RPI	ADJ RPI	CONF. RPI	ADJ CONF. RPI	
DIV. I ONLY	10-5-2	.64706	48	5-3-1	138	77	67	.5234	62	13	12
DIV. I NON-CONF.	5-2-2	.66667	38	0-0-1	64	58	41	.5609	37	8	7
<hr/>											
TOTALS	RPI 1-25	RPI 26-50		W-L RECORDS	RPI 51-100		RPI 101-150		RPI 150+		
10-5-2	1-1-0	1-1-0		OVERALL	1-1-1		4-1-1		3-1-0		
6-2-0	0-0-0	1-0-0		HOME	0-1-0		3-0-0		2-1-0		
4-3-2	1-1-0	0-1-0		AWAY	1-0-1		1-1-1		1-0-0		
0-0-0	0-0-0	0-0-0		NEUTRAL	0-0-0		0-0-0		0-0-0		
<hr/>											
5-2-2	1-1-0	1-0-0		NON-CONFERENCE	0-0-1		2-1-1		1-0-0		
4-0-0	0-0-0	1-0-0		HOME	0-0-0		2-0-0		1-0-0		
1-2-2	1-1-0	0-0-		AWAY	0-0-1		0-1-1		0-0-0		
0-0-0	0-0-0	0-0-0		NEUTRAL	0-0-0		0-0-0		0-0-0		
<hr/>											
5-3-0	0-0-0	0-1-0		CONFERENCE	1-1-0		2-0-0		2-1-0		
2-2-0	0-0-0	0-0-0		HOME	0-1-0		1-0-0		1-1-0		
3-1-0	0-0-0	0-1-0		AWAY	1-0-0		1-0-0		1-0-0		
0-0-0	0-0-0	0-0-0		NEUTRAL	0-0-0		0-0-0		0-0-0		
<hr/>											
RPI S	Opponent	Score		RPI S	Opponent	Score		RPI S	Opponent	Score	
8 A	Washington	2	1	45 A	San Diego	0	2	57 H	San Francisco	1	2
10 A	Syracuse	0	3	46 H	Seattle	4	2	59 A	Loyola Marymount	2	0
				70 A	UC Davis	1	1	125 H	FGCU	1	0
								127 A	Colgate	0	1
								135 A	Sacramento St.	1	1
								142 A	Gonzaga	1	0
								142 H	Gonzaga	2	0
								147 H	San Jose St.	2	1
								160 A	Portland	3	1
								160 H	Portland	1	5
								175 H	Central Ark.	3	1
								200 H	Pacific	1	0
<hr/>											
LAST 10 GAMES											
160 A Portland				3	1	200 H Pacific				1	0
142 H Gonzaga				2	0	142 A Gonzaga				1	0
57 H San Francisco				1	2	160 H Portland				1	5
59 A Loyola Marymount				2	0	70 A UC Davis				1	1
45 A San Diego				0	2	135 A Sacramento St.				1	1

Non-Div. I Games:

St. Mary's (CA)

UMBC				Through Games Of Nov. 9, 2014																			
Average RPI Win:		150	WON-LOST RECORD	WINNING PCT. RANK	LAST 10 GAMES	STRENGTH OF SCHEDULE	OPP. STRENGTH OF SCHEDULE	TEAM RPI	ADJ RPI	CONF. RPI	ADJ CONF. RPI												
Average RPI Loss:		63																					
DIV. I ONLY			10-5-3	.63889	52	7-2-1	119	139	70	.5225	63	18	19										
DIV. I NON-CONF.			4-5-2	.45455	129	1-2-0	81	116	57	.53935	52	15	16										
TOTALS		RPI 1-25		RPI 26-50		W-L RECORDS		RPI 51-100		RPI 101-150		RPI 150+											
10-5-3		0-0-1		0-2-0		OVERALL		2-2-0		2-1-1		6-0-1											
7-1-1		0-0-0		0-0-0		HOME		1-0-0		2-1-1		4-0-0											
3-3-2		0-0-1		0-2-0		AWAY		1-1-0		0-0-0		2-0-1											
0-1-0		0-0-0		0-0-0		NEUTRAL		0-1-0		0-0-0		0-0-0											
4-5-2		0-0-1		0-2-0		NON-CONFERENCE		1-2-0		0-1-1		3-0-0											
3-1-1		0-0-0		0-0-0		HOME		0-0-0		0-1-1		3-0-0											
1-3-1		0-0-1		0-0-		AWAY		1-1-0		0-0-0		0-0-0											
0-1-0		0-0-0		0-0-0		NEUTRAL		0-1-0		0-0-0		0-0-0											
6-0-1		0-0-0		0-0-0		CONFERENCE		1-0-0		2-0-0		3-0-1											
4-0-0		0-0-0		0-0-0		HOME		1-0-0		2-0-0		1-0-0											
2-0-1		0-0-0		0-0-0		AWAY		0-0-0		0-0-0		2-0-1											
0-0-0		0-0-0		0-0-0		NEUTRAL		0-0-0		0-0-0		0-0-0											
RPI	S	Opponent		Score		RPI	S	Opponent		Score		RPI	S	Opponent		Score							
16	A	Maryland		0 0		34	A	George Mason		0 3		56	A	UNLV		0 1							
						50	A	Navy		0 2		64	A	Delaware		1 0							
												66	N	Cal St. Fullerton		3 4							
												82	H	Hartford		2 1							
														109		H	William & Mary	1 2					
														131		H	Loyola Maryland	1 1					
														132		H	UMass Lowell	2 1					
														133		H	Vermont	5 1					
														163		A	New Hampshire	2 0					
														171		A	Albany (NY)	1 1					
														173		H	LIU Brooklyn	4 0					
														176		H	Binghamton	1 0					
														180		H	Appalachian St.	3 1					
														189		A	Stony Brook	2 0					
														205		H	Sacred Heart	2 1					
LAST 10 GAMES																							
189 A Stony Brook						2 0						176 H Binghamton						1 0					
133 H Vermont						5 1						82 H Hartford						2 1					
163 A New Hampshire						2 0						132 H UMass Lowell						2 1					
50 A Navy						0 2						64 A Delaware						1 0					
171 A Albany (NY)						1 1						34 A George Mason						0 3					

Non-Div. I Games:

UMBC

Average RPI Win:		126	WON-LOST RECORD		WINNING PCT. RANK		LAST 10 GAMES		STRENGTH OF SCHEDULE		OPP. STRENGTH OF SCHEDULE		TEAM RPI		ADJ RPI		CONF. RPI		ADJ CONF. RPI			
DIV. I ONLY			12-5-1		.69444	20	6-3-1		186		57		61		.52211		64		8		8	
DIV. I NON-CONF.			7-3-0		.7	31	1-1-0		191		68		97		.49885		94		7		9	
TOTALS		RPI 1-25		RPI 26-50		W-L RECORDS		RPI 51-100		RPI 101-150		RPI 150+										
12-5-1		1-2-0		1-0-0		OVERALL		3-2-0		2-1-0		5-0-1										
7-3-0		0-0-0		1-0-0		HOME		3-2-0		0-1-0		3-0-0										
5-2-1		1-2-0		0-0-0		AWAY		0-0-0		2-0-0		2-0-1										
0-0-0		0-0-0		0-0-0		NEUTRAL		0-0-0		0-0-0		0-0-0										
7-3-0		0-2-0		0-0-0		NON-CONFERENCE		2-1-0		0-0-0		5-0-0										
5-1-0		0-0-0		0-0-0		HOME		2-1-0		0-0-0		3-0-0										
2-2-0		0-2-0		0-0-		AWAY		0-0-0		0-0-0		2-0-0										
0-0-0		0-0-0		0-0-0		NEUTRAL		0-0-0		0-0-0		0-0-0										
5-2-1		1-0-0		1-0-0		CONFERENCE		1-1-0		2-1-0		0-0-1										
2-2-0		0-0-0		1-0-0		HOME		1-1-0		0-1-0		0-0-0										
3-0-1		1-0-0		0-0-0		AWAY		0-0-0		2-0-0		0-0-1										
0-0-0		0-0-0		0-0-0		NEUTRAL		0-0-0		0-0-0		0-0-0										
RPI	S	Opponent		Score		RPI	S	Opponent		Score		RPI	S	Opponent		Score						
2	A	Stanford		1	2	42	H	Elon		2	1	63	H	UMBC		0	1					
12	A	California		2	4							67	H	Seton Hall		3	2					
24	A	UNCW		1	0							75	H	Hofstra		2	1					
												86	H	Northeastern		2	3					
												96	H	Iona		6	2					
												102	H	James Madison		0	1					
												109	A	William & Mary		3	1					
												150	A	Drexel		4	0					
												161	A	Col. of Charleston		2	2					
												173	H	LIU Brooklyn		2	0					
												178	H	Saint Peter's		2	1					
												194	A	Temple		3	0					
												198	A	St. Bonaventure		3	0					
												205	H	Sacred Heart		2	0					
LAST 10 GAMES																						
						42	H	Elon		2	1	75	H	Hofstra		2	1					
						150	A	Drexel		4	0	102	H	James Madison		0	1					
						161	A	Col. of Charleston		2	2	24	A	UNCW		1	0					
						86	H	Northeastern		2	3	63	H	UMBC		0	1					
						109	A	William & Mary		3	1	194	A	Temple		3	0					

Non-Div. I Games:

Delaware

Average RPI Win:	142	WON-LOST RECORD	WINNING PCT. RANK	LAST 10 GAMES	STRENGTH OF SCHEDULE	OPP. STRENGTH OF SCHEDULE	TEAM RPI	ADJ RPI	CONF. RPI	ADJ CONF. RPI		
Average RPI Loss:	36											
DIV. I ONLY		11-4-3	.69444	20	7-1-2	151	82	53	.52185	65	11	11
DIV. I NON-CONF.		4-3-3	.55	98	0-0-2	187	84	101	.49409	101	13	13
<hr/>												
TOTALS	RPI 1-25	RPI 26-50		W-L RECORDS		RPI 51-100		RPI 101-150		RPI 150+		
11-4-3	0-2-0	1-1-0		OVERALL		2-1-1		2-0-1		6-0-1		
8-1-2	0-0-0	1-0-0		HOME		1-1-1		1-0-0		5-0-1		
3-3-1	0-2-0	0-1-0		AWAY		1-0-0		1-0-1		1-0-0		
0-0-0	0-0-0	0-0-0		NEUTRAL		0-0-0		0-0-0		0-0-0		
<hr/>												
4-3-3	0-1-0	0-1-0		NON-CONFERENCE		0-1-1		0-0-1		4-0-1		
4-1-2	0-0-0	0-0-0		HOME		0-1-1		0-0-0		4-0-1		
0-2-1	0-1-0	0-0-		AWAY		0-0-0		0-0-1		0-0-0		
0-0-0	0-0-0	0-0-0		NEUTRAL		0-0-0		0-0-0		0-0-0		
<hr/>												
7-1-0	0-1-0	1-0-0		CONFERENCE		2-0-0		2-0-0		2-0-0		
4-0-0	0-0-0	1-0-0		HOME		1-0-0		1-0-0		1-0-0		
3-1-0	0-1-0	0-0-0		AWAY		1-0-0		1-0-0		1-0-0		
0-0-0	0-0-0	0-0-0		NEUTRAL		0-0-0		0-0-0		0-0-0		
<hr/>												
RPI S	Opponent	Score	RPI S	Opponent	Score	RPI S	Opponent	Score	RPI S	Opponent	Score	
13 A	Providence	1 5	34 H	George Mason	3 1	67 H	Seton Hall	1 1	111 A	Bryant	1 1	
14 A	Saint Louis	0 1	43 A	Boston College	0 3	71 H	Dayton	1 0	136 A	Fordham	1 0	
						74 H	Lehigh	0 1	139 H	George Washington	2 1	
						90 A	Duquesne	1 0	152 A	Saint Joseph's	2 0	
									171 H	Albany (NY)	0 0	
									174 H	NJIT	2 0	
									177 H	Massachusetts	4 1	
									189 H	Stony Brook	3 0	
									199 H	Yale	1 0	
									205 H	Sacred Heart	3 1	
<hr/>												
LAST 10 GAMES												
			90 A	Duquesne	1 0	34 H	George Mason	3 1				
			14 A	Saint Louis	0 1	139 H	George Washington	2 1				
			152 A	Saint Joseph's	2 0	136 A	Fordham	1 0				
			177 H	Massachusetts	4 1	171 H	Albany (NY)	0 0				
			71 H	Dayton	1 0	111 A	Bryant	1 1				

Non-Div. I Games:

Rhode Island

Average RPI Win: 102		WON-LOST	WINNING	LAST 10	STRENGTH OF		OPP. STRENGTH	TEAM	ADJ	CONF.	ADJ CONF.
Average RPI Loss: 77		RECORD	PCT. RANK	GAMES	SCHEDULE		OF SCHEDULE	RPI	RPI	RPI	RPI
DIV. I ONLY		9-7-5	.54762	94	5-2-3		63	61	75	.5217	66
DIV. I NON-CONF.		5-3-2	.6	64	1-0-0		79	132	83	.51244	71
TOTALS		RPI 1-25	RPI 26-50		W-L RECORDS		RPI 51-100		RPI 101-150		RPI 150+
9-7-5		0-2-1	1-0-1		OVERALL		4-2-3		2-3-0		2-0-0
5-2-1		0-1-0	1-0-0		HOME		2-1-1		2-0-0		0-0-0
3-4-3		0-1-0	0-0-1		AWAY		1-1-2		0-2-0		2-0-0
1-1-1		0-0-1	0-0-0		NEUTRAL		1-0-0		0-1-0		0-0-0
5-3-2		0-0-1	0-0-1		NON-CONFERENCE		2-1-0		1-2-0		2-0-0
2-1-0		0-0-0	0-0-0		HOME		1-1-0		1-0-0		0-0-0
2-1-1		0-0-0	0-1-		AWAY		0-0-0		0-1-0		2-0-0
1-1-1		0-0-1	0-0-0		NEUTRAL		1-0-0		0-1-0		0-0-0
4-4-3		0-2-0	1-0-0		CONFERENCE		2-1-3		1-1-0		0-0-0
3-1-1		0-1-0	1-0-0		HOME		1-0-1		1-0-0		0-0-0
1-3-2		0-1-0	0-0-0		AWAY		1-1-2		0-1-0		0-0-0
0-0-0		0-0-0	0-0-0		NEUTRAL		0-0-0		0-0-0		0-0-0
RPI S	Opponent	Score	RPI S	Opponent	Score	RPI S	Opponent	Score	RPI S	Opponent	Score
17 A	UC Irvine	0 1	45 A	San Diego	0 0	54 A	CSUN	1 1	110 H	Omaha	3 1
17 H	UC Irvine	0 1	47 H	UC Santa Barbara	2 0	54 H	CSUN	1 0	116 H	Cal Poly	3 2
20 N	Northwestern	0 0				57 H	San Francisco	1 2	120 N	Detroit	1 2
						63 N	UMBC	4 3	123 A	Ill.-Chicago	2 3
						70 A	UC Davis	1 3	135 A	Sacramento St.	0 1
						70 A	UC Davis	2 1	166 A	Grand Canyon	1 0
						93 A	UC Riverside	1 1	200 A	Pacific	4 0
						93 H	UC Riverside	2 2			
						94 H	Santa Clara	1 0			
LAST 10 GAMES											
70 A	UC Davis	2 1	93 A	UC Riverside	1 1						
200 A	Pacific	4 0	54 H	CSUN	1 0						
93 H	UC Riverside	2 2	17 A	UC Irvine	0 1						
54 A	CSUN	1 1	116 H	Cal Poly	3 2						
17 H	UC Irvine	0 1	47 H	UC Santa Barbara	2 0						

Non-Div. I Games:

Cal St. Fullerton

Average RPI Win:		83	WON-LOST RECORD		WINNING PCT. RANK		LAST 10 GAMES		STRENGTH OF SCHEDULE		OPP. STRENGTH OF SCHEDULE		TEAM RPI		ADJ RPI		CONF. RPI		ADJ CONF. RPI				
DIV. I ONLY			5-7-5		.44118 132		3-4-3		8		51		56		.52107 67		4		4				
DIV. I NON-CONF.			3-3-2		.5 105		1-1-0		11		157		63		.5199 65		4		4				
TOTALS		RPI 1-25		RPI 26-50		W-L RECORDS		RPI 51-100		RPI 101-150		RPI 150+											
5-7-5		1-3-0		0-1-2		OVERALL		2-1-3		2-2-0		0-0-0											
3-3-2		1-2-0		0-1-2		HOME		1-0-0		1-0-0		0-0-0											
2-4-3		0-1-0		0-0-0		AWAY		1-1-3		1-2-0		0-0-0											
0-0-0		0-0-0		0-0-0		NEUTRAL		0-0-0		0-0-0		0-0-0											
3-3-2		0-0-0		0-1-1		NON-CONFERENCE		1-1-1		2-1-0		0-0-0											
2-1-1		0-0-0		0-1-1		HOME		1-0-0		1-0-0		0-0-0											
1-2-1		0-0-0		0-0-		AWAY		0-1-1		1-1-0		0-0-0											
0-0-0		0-0-0		0-0-0		NEUTRAL		0-0-0		0-0-0		0-0-0											
2-4-3		1-3-0		0-0-1		CONFERENCE		1-0-2		0-1-0		0-0-0											
1-2-1		1-2-0		0-0-1		HOME		0-0-0		0-0-0		0-0-0											
1-2-2		0-1-0		0-0-0		AWAY		1-0-2		0-1-0		0-0-0											
0-0-0		0-0-0		0-0-0		NEUTRAL		0-0-0		0-0-0		0-0-0											
RPI	S	Opponent		Score		RPI	S	Opponent		Score		RPI	S	Opponent		Score							
5	H	Georgetown		1	0	34	H	George Mason		0	0	58	A	Butler		0	0	121	A	Columbia		1	0
9	A	Creighton		2	3	36	H	Princeton		4	5	64	A	Delaware		2	3	124	A	DePaul		1	3
13	H	Providence		0	3	48	H	Marquette		3	3	65	A	Rhode Island		1	1	132	H	UMass Lowell		2	0
18	H	Xavier		1	3							73	H	Monmouth		1	0	150	A	Drexel		0	2
												84	A	Villanova		1	1						
												85	A	St. John's (NY)		1	0						
						LAST 10 GAMES																	
						85	A	St. John's (NY)		1	0	84	A	Villanova		1	1						
						48	H	Marquette		3	3	18	H	Xavier		1	3						
						58	A	Butler		0	0	121	A	Columbia		1	0						
						13	H	Providence		0	3	9	A	Creighton		2	3						
						5	H	Georgetown		1	0	150	A	Drexel		0	2						

Non-Div. I Games:

Seton Hall

Average RPI Win:	136	WON-LOST RECORD	WINNING PCT. RANK	LAST 10 GAMES	STRENGTH OF SCHEDULE	OPP. STRENGTH OF SCHEDULE	TEAM RPI	ADJ RPI	CONF. RPI	ADJ CONF. RPI		
DIV. I ONLY		8-4-4	.625	56	5-3-2	90	128	62	.52039	68	17	17
DIV. I NON-CONF.		4-4-2	.5	105	2-3-0	36	108	42	.5512	43	14	14
<hr/>												
TOTALS	RPI 1-25	RPI 26-50		W-L RECORDS		RPI 51-100		RPI 101-150		RPI 150+		
8-4-4	0-0-0	0-3-0		OVERALL		1-0-0		5-1-4		2-0-0		
6-1-1	0-0-0	0-1-0		HOME		0-0-0		5-0-1		1-0-0		
2-3-2	0-0-0	0-2-0		AWAY		1-0-0		0-1-2		1-0-0		
0-0-1	0-0-0	0-0-0		NEUTRAL		0-0-0		0-0-1		0-0-0		
<hr/>												
4-4-2	0-0-0	0-3-0		NON-CONFERENCE		1-0-0		3-1-2		0-0-0		
3-1-1	0-0-0	0-1-0		HOME		0-0-0		3-0-1		0-0-0		
1-3-0	0-0-0	0-0-		AWAY		1-0-0		0-1-0		0-0-0		
0-0-1	0-0-0	0-0-0		NEUTRAL		0-0-0		0-0-1		0-0-0		
<hr/>												
4-0-2	0-0-0	0-0-0		CONFERENCE		0-0-0		2-0-2		2-0-0		
3-0-0	0-0-0	0-0-0		HOME		0-0-0		2-0-0		1-0-0		
1-0-2	0-0-0	0-0-0		AWAY		0-0-0		0-0-2		1-0-0		
0-0-0	0-0-0	0-0-0		NEUTRAL		0-0-0		0-0-0		0-0-0		
<hr/>												
RPI S	Opponent	Score	RPI S	Opponent	Score	RPI S	Opponent	Score	RPI S	Opponent	Score	
			26 A	UAB	1 3	79 A	SMU	1 0	108 N	Memphis	0 0	
			30 A	New Mexico	0 2				119 A	Loyola Chicago	0 0	
			40 H	Tulsa	0 1				122 H	Air Force	1 0	
									129 H	UMKC	2 2	
									130 H	Evansville	1 0	
									134 H	Incarnate Word	1 0	
									138 A	Oral Roberts	0 1	
									138 H	Oral Roberts	2 0	
									141 A	SIUE	1 1	
									143 H	Bradley	1 0	
									168 H	Drake	2 0	
									175 A	Central Ark.	1 0	
			LAST 10 GAMES									
			130 H	Evansville	1 0	138 H	Oral Roberts	2 0				
			141 A	SIUE	1 1	168 H	Drake	2 0				
			143 H	Bradley	1 0	40 H	Tulsa	0 1				
			119 A	Loyola Chicago	0 0	122 H	Air Force	1 0				
			30 A	New Mexico	0 2	26 A	UAB	1 3				

Non-Div. I Games:

Missouri St.

Average RPI Win: 146		WON-LOST RECORD		WINNING PCT. RANK		LAST 10 GAMES		STRENGTH OF SCHEDULE		OPP. STRENGTH OF SCHEDULE		TEAM RPI		ADJ RPI		CONF. RPI		ADJ CONF. RPI	
DIV. I ONLY		12-5-1		.69444		20		6-3-1		182		74		63		.51836		69	
DIV. I NON-CONF.		10-3-0		.76923		17		4-1-0		180		93		81		.51102		77	
TOTALS		RPI 1-25		RPI 26-50		W-L RECORDS		RPI 51-100		RPI 101-150		RPI 150+							
12-5-1		0-2-0		0-2-0		OVERALL		2-1-0		4-0-0		6-0-1							
5-2-1		0-1-0		0-1-0		HOME		1-0-0		2-0-0		2-0-1							
6-3-0		0-1-0		0-1-0		AWAY		1-1-0		2-0-0		3-0-0							
1-0-0		0-0-0		0-0-0		NEUTRAL		0-0-0		0-0-0		1-0-0							
10-3-0		0-2-0		0-0-0		NON-CONFERENCE		1-1-0		3-0-0		6-0-0							
4-1-0		0-1-0		0-0-0		HOME		0-0-0		2-0-0		2-0-0							
5-2-0		0-1-0		0-0-		AWAY		1-1-0		1-0-0		3-0-0							
1-0-0		0-0-0		0-0-0		NEUTRAL		0-0-0		0-0-0		1-0-0							
2-2-1		0-0-0		0-2-0		CONFERENCE		1-0-0		1-0-0		0-0-1							
1-1-1		0-0-0		0-1-0		HOME		1-0-0		0-0-0		0-0-1							
1-1-0		0-0-0		0-1-0		AWAY		0-0-0		1-0-0		0-0-0							
0-0-0		0-0-0		0-0-0		NEUTRAL		0-0-0		0-0-0		0-0-0							
RPI	S	Opponent		Score		RPI	S	Opponent		Score		RPI	S	Opponent		Score			
7	H	Michigan St.		0	1	27	H	Akron		0	1	53	A	Michigan		1	0		
23	A	Ohio St.		0	3	35	A	West Virginia		1	2	90	A	Duquesne		2	3		
												95	H	Western Mich.		2	1		
															117	H	Wright St.	2	1
															120	A	Detroit	1	0
															144	H	IUPUI	2	0
															146	A	Northern Ill.	2	1
															155	H	Buffalo	1	1
															159	A	Cleveland St.	1	0
															165	N	Niagara	4	0
															169	A	IPFW	1	0
															182	H	Northern Ky.	2	1
															198	A	St. Bonaventure	1	0
															202	H	Eastern Ill.	3	1
LAST 10 GAMES																			
						146	A	Northern Ill.		2	1	23	A	Ohio St.		0	3		
						117	H	Wright St.		2	1	155	H	Buffalo		1	1		
						95	H	Western Mich.		2	1	27	H	Akron		0	1		
						120	A	Detroit		1	0	159	A	Cleveland St.		1	0		
						35	A	West Virginia		1	2	169	A	IPFW		1	0		

Non-Div. I Games: Findlay 8 0

Bowling Green

Average RPI Win:	96	WON-LOST	WINNING	LAST 10	STRENGTH OF	OPP. STRENGTH	TEAM	ADJ	CONF.	ADJ CONF.		
Average RPI Loss:	66	RECORD	PCT. RANK	GAMES	SCHEDULE	OF SCHEDULE	RPI	RPI	RPI	RPI		
DIV. I ONLY		7-4-9	.575	83	4-4-2	41	72	57	.51593	70	6	6
DIV. I NON-CONF.		2-0-7	.61111	57	0-0-0	31	106	58	.53068	60	6	6
<hr/>												
TOTALS	RPI 1-25	RPI 26-50		W-L RECORDS		RPI 51-100		RPI 101-150		RPI 150+		
7-4-9	0-1-1	1-1-1		OVERALL		3-1-4		3-1-2		0-0-1		
4-2-5	0-0-0	1-0-1		HOME		2-1-2		1-1-1		0-0-1		
2-2-4	0-1-1	0-1-0		AWAY		0-0-2		2-0-1		0-0-0		
1-0-0	0-0-0	0-0-0		NEUTRAL		1-0-0		0-0-0		0-0-0		
2-0-7	0-0-1	0-0-1		NON-CONFERENCE		1-0-3		1-0-1		0-0-1		
0-0-5	0-0-0	0-0-1		HOME		0-0-2		0-0-1		0-0-1		
1-0-2	0-0-1	0-0-		AWAY		0-0-1		1-0-0		0-0-0		
1-0-0	0-0-0	0-0-0		NEUTRAL		1-0-0		0-0-0		0-0-0		
5-4-2	0-1-0	1-1-0		CONFERENCE		2-1-1		2-1-1		0-0-0		
4-2-0	0-0-0	1-0-0		HOME		2-1-0		1-1-0		0-0-0		
1-2-2	0-1-0	0-1-0		AWAY		0-0-1		1-0-1		0-0-0		
0-0-0	0-0-0	0-0-0		NEUTRAL		0-0-0		0-0-0		0-0-0		
RPI S	Opponent	Score	RPI S	Opponent	Score	RPI S	Opponent	Score	RPI S	Opponent	Score	
17 A	UC Irvine	0 1	45 H	San Diego	1 1	54 A	CSUN	0 0	116 A	Cal Poly	1 0	
23 A	Ohio St.	0 0	47 A	UC Santa Barbara	0 1	57 A	San Francisco	0 0	116 H	Cal Poly	2 1	
			47 H	UC Santa Barbara	1 0	59 H	Loyola Marymount	1 1	122 H	Air Force	1 1	
						62 H	St. Mary's (CA)	1 1	135 A	Sacramento St.	0 0	
						66 H	Cal St. Fullerton	3 1	135 H	Sacramento St.	2 3	
						66 H	Cal St. Fullerton	1 2	137 A	Bakersfield	2 1	
						93 H	UC Riverside	1 0	166 H	Grand Canyon	1 1	
						97 N	Canisius	2 1				
LAST 10 GAMES												
	66 H	Cal St. Fullerton	1	2		116 A	Cal Poly	1	0			
	116 H	Cal Poly	2	1		47 H	UC Santa Barbara	1	0			
	135 H	Sacramento St.	2	3		54 A	CSUN	0	0			
	47 A	UC Santa Barbara	0	1		17 A	UC Irvine	0	1			
	135 A	Sacramento St.	0	0		93 H	UC Riverside	1	0			

Non-Div. I Games:

UC Davis

Average RPI Win:		120	WON-LOST		WINNING		LAST 10		STRENGTH OF		OPP. STRENGTH		TEAM		ADJ		CONF.		ADJ CONF.										
Average RPI Loss:		99	RECORD		PCT. RANK		GAMES		SCHEDULE		OF SCHEDULE		RPI		RPI		RPI		RPI										
DIV. I ONLY			7-6-5		.52778		98		3-3-4		29		111		59		.51509		71		11		11						
DIV. I NON-CONF.			4-3-3		.55		98		0-0-2		58		83		68		.51989		66		13		13						
TOTALS		RPI 1-25		RPI 26-50		W-L RECORDS		RPI 51-100		RPI 101-150		RPI 150+																	
7-6-5		1-1-1		1-0-2		OVERALL		0-1-2		2-3-0		3-1-0																	
3-2-3		1-0-1		1-0-1		HOME		0-0-1		1-2-0		0-0-0																	
3-4-2		0-1-0		0-0-1		AWAY		0-1-1		1-1-0		2-1-0																	
1-0-0		0-0-0		0-0-0		NEUTRAL		0-0-0		0-0-0		1-0-0																	
4-3-3		1-1-0		0-0-1		NON-CONFERENCE		0-0-2		2-2-0		1-0-0																	
2-1-1		1-0-0		0-0-0		HOME		0-0-1		1-1-0		0-0-0																	
1-2-2		0-1-0		0-1-		AWAY		0-0-1		1-1-0		0-0-0																	
1-0-0		0-0-0		0-0-0		NEUTRAL		0-0-0		0-0-0		1-0-0																	
3-3-2		0-0-1		1-0-1		CONFERENCE		0-1-0		0-1-0		2-1-0																	
1-1-2		0-0-1		1-0-1		HOME		0-0-0		0-1-0		0-0-0																	
2-2-0		0-0-0		0-0-0		AWAY		0-1-0		0-0-0		2-1-0																	
0-0-0		0-0-0		0-0-0		NEUTRAL		0-0-0		0-0-0		0-0-0																	
RPI	S	Opponent		Score		RPI	S	Opponent		Score		RPI	S	Opponent		Score													
14	H	Saint Louis		2	2	26	A	UAB		0	0	65	A	Rhode Island		0	1												
16	A	Maryland		0	1	34	H	George Mason		1	1	87	A	Valparaiso		2	2												
23	H	Ohio St.		1	0	38	H	Davidson		2	0	95	H	Western Mich.		2	2												
																		101	H	High Point		1	2						
																		119	A	Loyola Chicago		0	2						
																		120	H	Detroit		3	0						
																		136	H	Fordham		1	2						
																		144	A	IUPUI		5	0						
																		152	A	Saint Joseph's		4	0						
																		158	A	La Salle		0	1						
																		177	A	Massachusetts		4	1						
																		188	N	Jacksonville		3	0						
																		LAST 10 GAMES											
																		152	A	Saint Joseph's		4	0	65	A	Rhode Island		0	1
																		158	A	La Salle		0	1	177	A	Massachusetts		4	1
																		34	H	George Mason		1	1						
																		95	H	Western Mich.		2	2	38	H	Davidson		2	0
																		14	H	Saint Louis		2	2	87	A	Valparaiso		2	2

Non-Div. I Games:

Dayton

Average RPI Win:	144	WON-LOST RECORD	WINNING PCT. RANK	LAST 10 GAMES	STRENGTH OF SCHEDULE	OPP. STRENGTH OF SCHEDULE	TEAM RPI	ADJ RPI	CONF. RPI	ADJ CONF. RPI		
DIV. I ONLY		12-5-1	.69444	20	7-2-1	175	149	72	.51426	72	23	23
DIV. I NON-CONF.		6-4-1	.59091	71	1-1-1	120	73	52	.53582	55	22	22
<hr/>												
TOTALS	RPI 1-25	RPI 26-50		W-L RECORDS		RPI 51-100		RPI 101-150		RPI 150+		
12-5-1	0-1-0	1-0-0		OVERALL		1-1-1		4-2-0		6-1-0		
7-1-0	0-0-0	0-0-0		HOME		1-0-0		3-1-0		3-0-0		
5-4-1	0-1-0	1-0-0		AWAY		0-1-1		1-1-0		3-1-0		
0-0-0	0-0-0	0-0-0		NEUTRAL		0-0-0		0-0-0		0-0-0		
6-4-1	0-1-0	1-0-0		NON-CONFERENCE		1-1-1		4-1-0		0-1-0		
4-1-0	0-0-0	0-0-0		HOME		1-0-0		3-1-0		0-0-0		
2-3-1	0-1-0	1-0-		AWAY		0-1-1		1-0-0		0-1-0		
0-0-0	0-0-0	0-0-0		NEUTRAL		0-0-0		0-0-0		0-0-0		
6-1-0	0-0-0	0-0-0		CONFERENCE		0-0-0		0-1-0		6-0-0		
3-0-0	0-0-0	0-0-0		HOME		0-0-0		0-0-0		3-0-0		
3-1-0	0-0-0	0-0-0		AWAY		0-0-0		0-1-0		3-0-0		
0-0-0	0-0-0	0-0-0		NEUTRAL		0-0-0		0-0-0		0-0-0		
RPI S	Opponent	Score		RPI S	Opponent	Score		RPI S	Opponent	Score		
19 A	Penn St.	0	3	35 A	West Virginia	1	0	82 H	Hartford	1	0	
								90 A	Duquesne	2	4	
								97 A	Canisius	0	0	

Non-Div. I Games:

Saint Francis (PA)

Average RPI Win:	132	WON-LOST RECORD	WINNING PCT. RANK	LAST 10 GAMES	STRENGTH OF SCHEDULE	OPP. STRENGTH OF SCHEDULE	TEAM RPI	ADJ RPI	CONF. RPI	ADJ CONF. RPI		
DIV. I ONLY		9-3-6	.66667 38	4-1-5	128	103	69	.51418 73	15	15		
DIV. I NON-CONF.		4-2-1	.64286 48	0-0-0	158	26	80	.50977 79	21	21		
<hr/>												
TOTALS	RPI 1-25	RPI 26-50		W-L RECORDS	RPI 51-100		RPI 101-150		RPI 150+			
9-3-6	0-0-0	0-0-0		OVERALL	3-3-3		3-0-2		3-0-1			
6-1-2	0-0-0	0-0-0		HOME	2-1-0		3-0-2		1-0-0			
3-2-4	0-0-0	0-0-0		AWAY	1-2-3		0-0-0		2-0-1			
0-0-0	0-0-0	0-0-0		NEUTRAL	0-0-0		0-0-0		0-0-0			
<hr/>												
4-2-1	0-0-0	0-0-0		NON-CONFERENCE	1-2-1		2-0-0		1-0-0			
2-1-0	0-0-0	0-0-0		HOME	0-1-0		2-0-0		0-0-0			
2-1-1	0-0-0	0-0-		AWAY	1-1-1		0-0-0		1-0-0			
0-0-0	0-0-0	0-0-0		NEUTRAL	0-0-0		0-0-0		0-0-0			
<hr/>												
5-1-5	0-0-0	0-0-0		CONFERENCE	2-1-2		1-0-2		2-0-1			
4-0-2	0-0-0	0-0-0		HOME	2-0-0		1-0-2		1-0-0			
1-1-3	0-0-0	0-0-0		AWAY	0-1-2		0-0-0		1-0-1			
0-0-0	0-0-0	0-0-0		NEUTRAL	0-0-0		0-0-0		0-0-0			
<hr/>												
RPI S	Opponent	Score	RPI S	Opponent	Score	RPI S	Opponent	Score	RPI S	Opponent	Score	
						67 A	Seton Hall	0 1	112 H	Holy Cross	2 0	
						74 H	Lehigh	0 2	115 H	Rider	1 0	
						78 A	Quinnipiac	0 0	128 H	Fairfield	0 0	
						84 A	Villanova	1 1	132 H	UMass Lowell	5 0	
						96 A	Iona	0 1	149 H	Marist	0 0	
						97 H	Canisius	1 0	165 A	Niagara	0 0	
						98 A	Siena	1 1	171 A	Albany (NY)	2 1	
						98 H	Siena	3 0	178 A	Saint Peter's	2 0	
						99 A	Rutgers	3 0	187 H	Manhattan	1 0	
						<hr/>						
			LAST 10 GAMES									
			98 H Siena			3 0		96 A Iona			0 1	
			178 A Saint Peter's			2 0		78 A Quinnipiac			0 0	
			98 A Siena			1 1		128 H Fairfield			0 0	
			115 H Rider			1 0		187 H Manhattan			1 0	
			149 H Marist			0 0		165 A Niagara			0 0	

Non-Div. I Games:

Monmouth

Average RPI Win:	116	WON-LOST	WINNING	LAST 10	STRENGTH OF	OPP. STRENGTH	TEAM	ADJ	CONF.	ADJ CONF.	
Average RPI Loss:	98	RECORD	PCT. RANK	GAMES	SCHEDULE	OF SCHEDULE	RPI	RPI	RPI	RPI	
DIV. I ONLY	10-7-1	.58333	73	5-4-1	91	100	65	.51353	74	9	10
DIV. I NON-CONF.	5-4-0	.55556	83	1-1-0	108	138	82	.50614	85	10	10
<hr/>											
TOTALS	RPI 1-25	RPI 26-50		W-L RECORDS	RPI 51-100		RPI 101-150		RPI 150+		
10-7-1	0-1-0	1-1-1		OVERALL	2-2-0		5-1-0		2-2-0		
5-2-1	0-0-0	1-1-1		HOME	0-1-0		2-0-0		2-0-0		
5-5-0	0-1-0	0-0-0		AWAY	2-1-0		3-1-0		0-2-0		
0-0-0	0-0-0	0-0-0		NEUTRAL	0-0-0		0-0-0		0-0-0		
<hr/>											
5-4-0	0-1-0	0-0-0		NON-CONFERENCE	2-2-0		1-0-0		2-1-0		
3-1-0	0-0-0	0-0-0		HOME	0-1-0		1-0-0		2-0-0		
2-3-0	0-1-0	0-0-		AWAY	2-1-0		0-0-0		0-1-0		
0-0-0	0-0-0	0-0-0		NEUTRAL	0-0-0		0-0-0		0-0-0		
<hr/>											
5-3-1	0-0-0	1-1-1		CONFERENCE	0-0-0		4-1-0		0-1-0		
2-1-1	0-0-0	1-1-1		HOME	0-0-0		1-0-0		0-0-0		
3-2-0	0-0-0	0-0-0		AWAY	0-0-0		3-1-0		0-1-0		
0-0-0	0-0-0	0-0-0		NEUTRAL	0-0-0		0-0-0		0-0-0		
<hr/>											
RPI S	Opponent	Score		RPI S	Opponent	Score		RPI S	Opponent	Score	
16 A	Maryland	0	2	31 H	American	2	1	65 A	Rhode Island	1	0
				33 H	Boston U.	0	2	73 A	Monmouth	2	0
				50 H	Navy	1	1	77 A	Brown	1	2
								84 H	Villanova	0	1

Non-Div. I Games:

Lehigh

Average RPI Win:	119	WON-LOST	WINNING	LAST 10	STRENGTH OF	OPP. STRENGTH	TEAM	ADJ	CONF.	ADJ CONF.	
Average RPI Loss:	67	RECORD	PCT. RANK	GAMES	SCHEDULE	OF SCHEDULE	RPI	RPI	RPI	RPI	
DIV. I ONLY	10-6-3	.60526	65	6-3-1	141	54	83	.51279	75	8	8
DIV. I NON-CONF.	5-3-2	.6	64	1-0-0	169	45	107	.49329	103	7	9
<hr/>											
TOTALS	RPI 1-25	RPI 26-50		W-L RECORDS	RPI 51-100		RPI 101-150		RPI 150+		
10-6-3	0-2-0	2-1-0		OVERALL	1-1-2		4-1-1		3-1-0		
4-2-1	0-0-0	0-1-0		HOME	0-0-1		2-1-0		2-0-0		
6-4-1	0-2-0	2-0-0		AWAY	1-1-1		2-0-0		1-1-0		
0-0-1	0-0-0	0-0-0		NEUTRAL	0-0-0		0-0-1		0-0-0		
<hr/>											
5-3-2	0-1-0	1-1-0		NON-CONFERENCE	1-0-1		1-0-1		2-1-0		
1-1-0	0-0-0	0-1-0		HOME	0-0-0		0-0-0		1-0-0		
4-2-1	0-1-0	1-0-		AWAY	1-0-1		1-0-0		1-1-0		
0-0-1	0-0-0	0-0-0		NEUTRAL	0-0-0		0-0-1		0-0-0		
<hr/>											
5-3-1	0-1-0	1-0-0		CONFERENCE	0-1-1		3-1-0		1-0-0		
3-1-1	0-0-0	0-0-0		HOME	0-0-1		2-1-0		1-0-0		
2-2-0	0-1-0	1-0-0		AWAY	0-1-0		1-0-0		0-0-0		
0-0-0	0-0-0	0-0-0		NEUTRAL	0-0-0		0-0-0		0-0-0		
<hr/>											
RPI S	Opponent	Score		RPI S	Opponent	Score		RPI S	Opponent	Score	
20 A	Northwestern	0	3	29 H	Dartmouth	1	2	64 A	Delaware	1	2
24 A	UNCW	0	2	32 A	Wake Forest	1	0	85 A	St. John's (NY)	2	2
				42 A	Elon	2	0	86 H	Northeastern	0	0
								99 A	Rutgers	3	1
										</	

Non-Div. I Games:

Hofstra

Average RPI Win:	119	WON-LOST RECORD	WINNING PCT. RANK	LAST 10 GAMES	STRENGTH OF SCHEDULE	OPP. STRENGTH OF SCHEDULE	TEAM RPI	ADJ RPI	CONF. RPI	ADJ CONF. RPI	
DIV. I ONLY		8-9-0	.47059 120	4-6-0	55	63	80	.5117 76	5	5	
DIV. I NON-CONF.		5-4-0	.55556 83	1-1-0	72	114	88	.503 88	5	5	
<hr/>											
TOTALS	RPI 1-25	RPI 26-50		W-L RECORDS	RPI 51-100		RPI 101-150		RPI 150+		
8-9-0	1-3-0	1-3-0		OVERALL	1-1-0		1-2-0		4-0-0		
5-6-0	1-3-0	0-1-0		HOME	1-1-0		0-1-0		3-0-0		
3-3-0	0-0-0	1-2-0		AWAY	0-0-0		1-1-0		1-0-0		
0-0-0	0-0-0	0-0-0		NEUTRAL	0-0-0		0-0-0		0-0-0		
<hr/>											
5-4-0	1-1-0	0-1-0		NON-CONFERENCE	1-1-0		0-1-0		3-0-0		
5-2-0	1-1-0	0-0-0		HOME	1-1-0		0-0-0		3-0-0		
0-2-0	0-0-0	0-0-		AWAY	0-0-0		0-1-0		0-0-0		
0-0-0	0-0-0	0-0-0		NEUTRAL	0-0-0		0-0-0		0-0-0		
<hr/>											
3-5-0	0-2-0	1-2-0		CONFERENCE	0-0-0		1-1-0		1-0-0		
0-4-0	0-2-0	0-1-0		HOME	0-0-0		0-1-0		0-0-0		
3-1-0	0-0-0	1-1-0		AWAY	0-0-0		1-0-0		1-0-0		
0-0-0	0-0-0	0-0-0		NEUTRAL	0-0-0		0-0-0		0-0-0		
<hr/>											
RPI S	Opponent	Score	RPI S	Opponent	Score	RPI S	Opponent	Score	RPI S	Opponent	Score
3 H	Charlotte	0 3	26 H	UAB	0 1	80 H	Mercer	2 0	114 A	FIU	5 4
15 H	Clemson	2 1	28 A	Coastal Caro.	0 3	89 H	North Carolina St.	1 2	140 A	East Tenn. St.	1 2
24 H	UNCW	1 2	30 A	New Mexico	1 2				145 H	Marshall	0 1
25 H	Kentucky	3 4	39 A	Old Dominion	1 0				151 H	UNC Greensboro	2 1
									167 H	Georgia St.	2 1
									192 A	Fla. Atlantic	4 3
									196 H	Belmont	1 0
<hr/>											
			LAST 10 GAMES								
			30 A New Mexico 1 2			26 H UAB 0 1					
			39 A Old Dominion 1 0			114 A FIU 5 4					
			25 H Kentucky 3 4			3 H Charlotte 0 3					
			89 H North Carolina St. 1 2			167 H Georgia St. 2 1					
			192 A Fla. Atlantic 4 3			145 H Marshall 0 1					

Non-Div. I Games:

South Carolina

Average RPI Win: 118		WON-LOST RECORD	WINNING PCT. RANK	LAST 10 GAMES	STRENGTH OF SCHEDULE	OPP. STRENGTH OF SCHEDULE	TEAM RPI	ADJ RPI	CONF. RPI	ADJ CONF. RPI	
Average RPI Loss: 52											
DIV. I ONLY		5-5-6	.5 103	3-2-5	43	96	88	.50853	77	10 9	
DIV. I NON-CONF.		3-3-4	.5 105	1-0-3	44	74	70	.51828	67	12 11	
<hr/>											
TOTALS		RPI 1-25	RPI 26-50		W-L RECORDS		RPI 51-100		RPI 101-150		RPI 150+
5-5-6		0-1-0	1-1-1		OVERALL		1-3-1		1-0-4		2-0-0
4-3-2		0-1-0	0-0-0		HOME		1-2-1		1-0-1		2-0-0
1-2-4		0-0-0	1-1-1		AWAY		0-1-0		0-0-3		0-0-0
0-0-0		0-0-0	0-0-0		NEUTRAL		0-0-0		0-0-0		0-0-0
3-3-4		0-1-0	1-0-1		NON-CONFERENCE		1-2-0		0-0-3		1-0-0
2-2-1		0-1-0	0-0-0		HOME		1-1-0		0-0-1		1-0-0
1-1-3		0-0-0	1-1-		AWAY		0-1-0		0-0-2		0-0-0
0-0-0		0-0-0	0-0-0		NEUTRAL		0-0-0		0-0-0		0-0-0
2-2-2		0-0-0	0-1-0		CONFERENCE		0-1-1		1-0-1		1-0-0
2-1-1		0-0-0	0-0-0		HOME		0-1-1		1-0-0		1-0-0
0-1-1		0-0-0	0-1-0		AWAY		0-0-0		0-0-1		0-0-0
0-0-0		0-0-0	0-0-0		NEUTRAL		0-0-0		0-0-0		0-0-0
RPI S	Opponent	Score	RPI S	Opponent	Score	RPI S	Opponent	Score	RPI S	Opponent	Score
13 H	Providence	2 3	33 A	Boston U.	1 0	51 A	South Fla.	1 3	104 A	Penn	1 1
			36 A	Princeton	1 2	55 H	Harvard	1 1	121 H	Columbia	1 0
			43 A	Boston College	1 1	61 H	Cornell	0 1	125 A	FGCU	0 0
						74 H	Lehigh	2 1	128 A	Fairfield	0 0
						98 H	Siena	1 2	133 H	Vermont	0 0
									163 H	New Hampshire	1 0
									199 H	Yale	1 0
<hr/>											
LAST 10 GAMES											
199 H	Yale	1 0	43 A	Boston College	1 1						
104 A	Penn	1 1	36 A	Princeton	1 2						
163 H	New Hampshire	1 0	121 H	Columbia	1 0						
61 H	Cornell	0 1	128 A	Fairfield	0 0						
55 H	Harvard	1 1	133 H	Vermont	0 0						

Non-Div. I Games:

Brown

Average RPI Win:		126	WON-LOST RECORD		WINNING PCT. RANK		LAST 10 GAMES		STRENGTH OF SCHEDULE		OPP. STRENGTH OF SCHEDULE		TEAM RPI		ADJ RPI		CONF. RPI		ADJ CONF. RPI		
DIV. I ONLY			10-4-4		.66667 38		7-0-3		135		85		64		.50823 78		15		15		
DIV. I NON-CONF.			3-4-1		.4375 140		0-0-0		166		15		73		.50756 81		21		21		
TOTALS		RPI 1-25		RPI 26-50		W-L RECORDS		RPI 51-100		RPI 101-150		RPI 150+									
10-4-4		1-1-0		0-1-0		OVERALL		2-0-2		4-2-1		3-0-1									
6-1-2		1-0-0		0-1-0		HOME		1-0-1		2-0-0		2-0-1									
4-2-2		0-1-0		0-0-0		AWAY		1-0-1		2-1-1		1-0-0									
0-1-0		0-0-0		0-0-0		NEUTRAL		0-0-0		0-1-0		0-0-0									
3-4-1		1-1-0		0-1-0		NON-CONFERENCE		0-0-0		1-2-1		1-0-0									
3-1-0		1-0-0		0-1-0		HOME		0-0-0		1-0-0		1-0-0									
0-2-1		0-1-0		0-0-		AWAY		0-0-0		0-1-1		0-0-0									
0-1-0		0-0-0		0-0-0		NEUTRAL		0-0-0		0-1-0		0-0-0									
7-0-3		0-0-0		0-0-0		CONFERENCE		2-0-2		3-0-0		2-0-1									
3-0-2		0-0-0		0-0-0		HOME		1-0-1		1-0-0		1-0-1									
4-0-1		0-0-0		0-0-0		AWAY		1-0-1		2-0-0		1-0-0									
0-0-0		0-0-0		0-0-0		NEUTRAL		0-0-0		0-0-0		0-0-0									
RPI	S	Opponent		Score		RPI	S	Opponent		Score		RPI	S	Opponent		Score					
13	H	Providence		3	1	43	H	Boston College		0	2	73	H	Monmouth		0	0				
20	A	Northwestern		0	2					96	A	Iona		2	1	112	A	Holy Cross		1	2
										97	A	Canisius		1	1	115	H	Rider		2	1
										98	H	Siena		2	0	118	A	Army		0	0
																121	H	Columbia		2	0
																128	A	Fairfield		2	0
																146	N	Northern Ill.		0	3
																149	A	Marist		4	2
																165	H	Niagara		2	0
																178	A	Saint Peter's		3	0
																187	H	Manhattan		1	1
																199	H	Yale		1	0
LAST 10 GAMES																					
						128	A	Fairfield		2	0	73	H	Monmouth		0	0				
						96	A	Iona		2	1	149	A	Marist		4	2				
						98	H	Siena		2	0	115	H	Rider		2	1				
						178	A	Saint Peter's		3	0	97	A	Canisius		1	1				
						187	H	Manhattan		1	1	165	H	Niagara		2	0				

Non-Div. I Games:

Quinnipiac

Non-Div. I Games:

Tie, Loss, Non-Conf,S Site, H Home, A Away, N Neutral Page 79

Mercer				Through Games Of Nov. 9, 2014									
Average RPI Win: 156		WON-LOST RECORD	WINNING PCT. RANK	LAST 10 GAMES	STRENGTH OF SCHEDULE	OPP. STRENGTH OF SCHEDULE	TEAM RPI	ADJ RPI	CONF. RPI	ADJ CONF. RPI			
Average RPI Loss: 90													
DIV. I ONLY		13-6-0	.68421	32	8-2-0	177	180	77	.50757	80	16	16	
DIV. I NON-CONF.		5-4-0	.55556	83	1-0-0	179	174	89	.49807	95	19	19	
<hr/>													
TOTALS		RPI 1-25		RPI 26-50		W-L RECORDS		RPI 51-100		RPI 101-150		RPI 150+	
13-6-0		0-0-0		0-1-0		OVERALL		1-2-0		3-3-0		9-0-0	
7-1-0		0-0-0		0-1-0		HOME		1-0-0		2-0-0		4-0-0	
4-4-0		0-0-0		0-0-0		AWAY		0-2-0		1-2-0		3-0-0	
2-1-0		0-0-0		0-0-0		NEUTRAL		0-0-0		0-1-0		2-0-0	
5-4-0		0-0-0		0-1-0		NON-CONFERENCE		0-1-0		0-2-0		5-0-0	
2-1-0		0-0-0		0-1-0		HOME		0-0-0		0-0-0		2-0-0	
1-2-0		0-0-0		0-0-		AWAY		0-1-0		0-1-0		1-0-0	
2-1-0		0-0-0		0-0-0		NEUTRAL		0-0-0		0-1-0		2-0-0	
8-2-0		0-0-0		0-0-0		CONFERENCE		1-1-0		3-1-0		4-0-0	
5-0-0		0-0-0		0-0-0		HOME		1-0-0		2-0-0		2-0-0	
3-2-0		0-0-0		0-0-0		AWAY		0-1-0		1-1-0		2-0-0	
0-0-0		0-0-0		0-0-0		NEUTRAL		0-0-0		0-0-0		0-0-0	
<hr/>													
RPI S	Opponent	Score	RPI S	Opponent	Score	RPI S	Opponent	Score	RPI S	Opponent	Score		
			26 H	UAB	1 2	60 A	Furman	1 2	105 A	Wofford	1 2		
						60 H	Furman	3 0	105 H	Wofford	3 2		
						76 A	South Carolina	0 2	130 A	Evansville	1 3		
									140 A	East Tenn. St.	1 0		
									140 H	East Tenn. St.	1 0		
									143 N	Bradley	1 2		
									151 A	UNC Greensboro	2 1		
									151 H	UNC Greensboro	3 2		
									153 H	North Florida	2 1		
									167 H	Georgia St.	2 0		
									172 A	Ga. Southern	1 0		
									192 N	Fla. Atlantic	3 0		
									195 N	UNC Asheville	3 0		
									203 A	VMI	1 0		
									203 H	VMI	3 0		
<hr/>													
LAST 10 GAMES													
			153 H	North Florida	2 1	151 A	UNC Greensboro	2 1					
			140 H	East Tenn. St.	1 0	105 A	Wofford	1 2					
			60 A	Furman	1 2	60 H	Furman	3 0					
			203 H	VMI	3 0	151 H	UNC Greensboro	3 2					
			105 H	Wofford	3 2	140 A	East Tenn. St.	1 0					

Non-Div. I Games:

Mercer

Average RPI Win: 135		WON-LOST RECORD		WINNING PCT. RANK		LAST 10 GAMES		STRENGTH OF SCHEDULE		OPP. STRENGTH OF SCHEDULE		TEAM RPI		ADJ RPI		CONF. RPI		ADJ CONF. RPI	
DIV. I ONLY		7-8-2		.47059 120		3-5-2		53		36		82		.50673 81		2		3	
DIV. I NON-CONF.		5-2-1		.6875 35		2-0-1		138		125		127		.46946 122		3		3	
TOTALS		RPI 1-25		RPI 26-50		W-L RECORDS		RPI 51-100		RPI 101-150		RPI 150+							
7-8-2		0-6-0		1-2-1		OVERALL		1-0-0		2-0-0		3-0-1							
4-2-2		0-1-0		1-1-1		HOME		0-0-0		1-0-0		2-0-1							
3-6-0		0-5-0		0-1-0		AWAY		1-0-0		1-0-0		1-0-0							
0-0-0		0-0-0		0-0-0		NEUTRAL		0-0-0		0-0-0		0-0-0							
5-2-1		0-1-0		0-1-1		NON-CONFERENCE		0-0-0		2-0-0		3-0-0							
3-0-1		0-0-0		0-0-1		HOME		0-0-0		1-0-0		2-0-0							
2-2-0		0-1-0		0-0-		AWAY		0-0-0		1-0-0		1-0-0							
0-0-0		0-0-0		0-0-0		NEUTRAL		0-0-0		0-0-0		0-0-0							
2-6-1		0-5-0		1-1-0		CONFERENCE		1-0-0		0-0-0		0-0-1							
1-2-1		0-1-0		1-1-0		HOME		0-0-0		0-0-0		0-0-1							
1-4-0		0-4-0		0-0-0		AWAY		1-0-0		0-0-0		0-0-0							
0-0-0		0-0-0		0-0-0		NEUTRAL		0-0-0		0-0-0		0-0-0							
RPI	S	Opponent		Score		RPI	S	Opponent		Score		RPI	S	Opponent		Score			
4	A	Notre Dame		1 3		32	H	Wake Forest		2 0		89	A	North Carolina St.		3 2			
10	H	Syracuse		0 1		35	A	West Virginia		0 3		139	H	George Washington		1 0			
11	A	Virginia		0 1		38	H	Davidson		0 0		141	A	SIUE		1 0			
11	A	Virginia		0 1		49	H	Duke		0 2		151	A	UNC Greensboro		1 0			
14	A	Saint Louis		1 3								164	H	Pittsburgh		0 0			
21	A	North Carolina		0 5								191	H	Longwood		4 1			
												203	H	VMI		5 0			
LAST 10 GAMES																			
						11	A	Virginia		0 1		21	A	North Carolina		0 5			
						49	H	Duke		0 2		10	H	Syracuse		0 1			
						38	H	Davidson		0 0		203	H	VMI		5 0			
						4	A	Notre Dame		1 3		89	A	North Carolina St.		3 2			
						164	H	Pittsburgh		0 0		139	H	George Washington		1 0			

Non-Div. I Games:

Virginia Tech

Average RPI Win:	148	WON-LOST RECORD	WINNING PCT. RANK	LAST 10 GAMES	STRENGTH OF SCHEDULE	OPP. STRENGTH OF SCHEDULE	TEAM RPI	ADJ RPI	CONF. RPI	ADJ CONF. RPI	
DIV. I ONLY	10-5-2	.64706	48	7-3-0	155	112	79	.50633	82	18	19
DIV. I NON-CONF.	5-3-2	.6	64	2-1-0	105	80	62	.52953	62	15	16
<hr/>											
TOTALS	RPI 1-25	RPI 26-50		W-L RECORDS	RPI 51-100		RPI 101-150		RPI 150+		
10-5-2	0-0-0	0-1-1		OVERALL	2-3-0		2-0-1		6-1-0		
7-0-0	0-0-0	0-0-0		HOME	2-0-0		0-0-0		5-0-0		
2-5-2	0-0-0	0-1-1		AWAY	0-3-0		2-0-1		0-1-0		
1-0-0	0-0-0	0-0-0		NEUTRAL	0-0-0		0-0-0		1-0-0		
<hr/>											
5-3-2	0-0-0	0-1-1		NON-CONFERENCE	2-2-0		0-0-1		3-0-0		
4-0-0	0-0-0	0-0-0		HOME	2-0-0		0-0-0		2-0-0		
0-3-2	0-0-0	0-1-		AWAY	0-2-0		0-0-1		0-0-0		
1-0-0	0-0-0	0-0-0		NEUTRAL	0-0-0		0-0-0		1-0-0		
<hr/>											
5-2-0	0-0-0	0-0-0		CONFERENCE	0-1-0		2-0-0		3-1-0		
3-0-0	0-0-0	0-0-0		HOME	0-0-0		0-0-0		3-0-0		
2-2-0	0-0-0	0-0-0		AWAY	0-1-0		2-0-0		0-1-0		
0-0-0	0-0-0	0-0-0		NEUTRAL	0-0-0		0-0-0		0-0-0		
<hr/>											
RPI S	Opponent	Score	RPI S	Opponent	Score	RPI S	Opponent	Score	RPI S	Opponent	Score
			27 A	Akron	0 2	55 A	Harvard	1 4	112 A	Holy Cross	1 1
			31 A	American	1 1	63 A	UMBC	1 2	132 A	UMass Lowell	1 0
						72 A	Saint Francis (PA)	0 1	133 A	Vermont	1 0
						84 H	Villanova	1 0	161 N	Col. of Charleston	1 0
						86 H	Northeastern	1 0	163 H	New Hampshire	2 0
									171 H	Albany (NY)	3 2
									176 A	Binghamton	0 1
									177 H	Massachusetts	2 1
									181 H	Central Conn. St.	3 1
									189 H	Stony Brook	1 0
			LAST 10 GAMES								
			132 A	UMass Lowell	1 0	63 A	UMBC	1 2			
			171 H	Albany (NY)	3 2	177 H	Massachusetts	2 1			
			133 A	Vermont	1 0	176 A	Binghamton	0 1			
			163 H	New Hampshire	2 0	181 H	Central Conn. St.	3 1			
			189 H	Stony Brook	1 0	72 A	Saint Francis (PA)	0 1			

Non-Div. I Games:

Hartford

Average RPI Win:		105	WON-LOST RECORD		WINNING PCT. RANK		LAST 10 GAMES		STRENGTH OF SCHEDULE		OPP. STRENGTH OF SCHEDULE		TEAM RPI		ADJ RPI		CONF. RPI		ADJ CONF. RPI				
DIV. I ONLY			6-11-0		.35294 164		1-8-0		16		20		81		.50631 83		1		1				
DIV. I NON-CONF.			5-3-0		.625 50		0-0-0		117		139		155		.44564 146		2		2				
TOTALS		RPI 1-25		RPI 26-50				W-L RECORDS		RPI 51-100				RPI 101-150				RPI 150+					
6-11-0		1-7-0		1-2-0				OVERALL		0-0-0				2-2-0				2-0-0					
6-5-0		1-4-0		1-0-0				HOME		0-0-0				2-1-0				2-0-0					
0-6-0		0-3-0		0-2-0				AWAY		0-0-0				0-1-0				0-0-0					
0-0-0		0-0-0		0-0-0				NEUTRAL		0-0-0				0-0-0				0-0-0					
5-3-0		1-0-0		0-1-0				NON-CONFERENCE		0-0-0				2-2-0				2-0-0					
5-1-0		1-0-0		0-0-0				HOME		0-0-0				2-1-0				2-0-0					
0-2-0		0-0-0		0-0-				AWAY		0-0-0				0-1-0				0-0-0					
0-0-0		0-0-0		0-0-0				NEUTRAL		0-0-0				0-0-0				0-0-0					
1-8-0		0-7-0		1-1-0				CONFERENCE		0-0-0				0-0-0				0-0-0					
1-4-0		0-4-0		1-0-0				HOME		0-0-0				0-0-0				0-0-0					
0-4-0		0-3-0		0-1-0				AWAY		0-0-0				0-0-0				0-0-0					
0-0-0		0-0-0		0-0-0				NEUTRAL		0-0-0				0-0-0				0-0-0					
RPI	S	Opponent		Score		RPI	S	Opponent		Score		RPI	S	Opponent		Score		RPI	S	Opponent		Score	
1	H	UCLA		0 1		37	A	Oregon St.		0 2				107	H	Denver		4 3					
2	A	Stanford		0 2		37	H	Oregon St.		1 0				114	A	FIU		1 2					
2	H	Stanford		0 1		47	A	UC Santa Barbara		0 1				117	H	Wright St.		3 2					
8	A	Washington		0 1										137	H	Bakersfield		0 1					
8	H	Washington		2 3										155	H	Buffalo		1 0					
12	A	California		3 4										200	H	Pacific		2 0					
12	H	California		1 2																			
15	H	Clemson		2 1																			
LAST 10 GAMES																							
		2	H	Stanford	0	1			37	H	Oregon St.	1	0										
		12	H	California	1	2			12	A	California	3	4										
		8	A	Washington	0	1			2	A	Stanford	0	2										
		37	A	Oregon St.	0	2			1	H	UCLA	0	1										
		8	H	Washington	2	3			47	A	UC Santa Barbara	0	1										

Non-Div. I Games: Point Loma 1 0

San Diego St.

Average RPI Win: 130		WON-LOST	WINNING	LAST 10	STRENGTH OF		OPP. STRENGTH	TEAM	ADJ		CONF.	ADJ CONF.	
Average RPI Loss: 61		RECORD	PCT. RANK	GAMES	SCHEDULE		OF SCHEDULE	RPI	RPI		RPI	RPI	
DIV. I ONLY		8-7-3	.52778	98	5-3-2		72	50	78	.50614	84	4	4
DIV. I NON-CONF.		5-3-1	.61111	57	2-0-0		149	165	124	.46638	125	4	4
TOTALS		RPI 1-25	RPI 26-50		W-L RECORDS		RPI 51-100		RPI 101-150		RPI 150+		
8-7-3		0-4-0	0-0-1		OVERALL		3-1-2		1-2-0		4-0-0		
5-2-2		0-2-0	0-0-0		HOME		1-0-2		1-0-0		3-0-0		
3-5-1		0-2-0	0-0-1		AWAY		2-1-0		0-2-0		1-0-0		
0-0-0		0-0-0	0-0-0		NEUTRAL		0-0-0		0-0-0		0-0-0		
5-3-1		0-0-0	0-0-0		NON-CONFERENCE		1-1-1		0-2-0		4-0-0		
3-0-1		0-0-0	0-0-0		HOME		0-0-1		0-0-0		3-0-0		
2-3-0		0-0-0	0-0-		AWAY		1-1-0		0-2-0		1-0-0		
0-0-0		0-0-0	0-0-0		NEUTRAL		0-0-0		0-0-0		0-0-0		
3-4-2		0-4-0	0-0-1		CONFERENCE		2-0-1		1-0-0		0-0-0		
2-2-1		0-2-0	0-0-0		HOME		1-0-1		1-0-0		0-0-0		
1-2-1		0-2-0	0-0-1		AWAY		1-0-0		0-0-0		0-0-0		
0-0-0		0-0-0	0-0-0		NEUTRAL		0-0-0		0-0-0		0-0-0		
RPI S	Opponent	Score	RPI S	Opponent	Score	RPI S	Opponent	Score	RPI S	Opponent	Score		
5 H	Georgetown	1 2	48 A	Marquette	1 1	58 H	Butler	1 0	124 H	DePaul	4 0		
9 H	Creighton	0 1				67 H	Seton Hall	1 1	149 A	Marist	0 1		
13 A	Providence	1 2				73 H	Monmouth	1 1	150 A	Drexel	0 1		
18 A	Xavier	0 3				74 A	Lehigh	1 0	158 H	La Salle	3 0		
						82 A	Hartford	0 1	171 H	Albany (NY)	1 0		
						85 A	St. John's (NY)	2 0	178 H	Saint Peter's	3 1		
									189 A	Stony Brook	1 0		
LAST 10 GAMES													
5 H	Georgetown	1 2	67 H	Seton Hall	1 1								
18 A	Xavier	0 3	13 A	Providence	1 2								
85 A	St. John's (NY)	2 0	189 A	Stony Brook	1 0								
58 H	Butler	1 0	124 H	DePaul	4 0								
48 A	Marquette	1 1	158 H	La Salle	3 0								

Non-Div. I Games:

Villanova

Average RPI Win:		75	WON-LOST RECORD		WINNING PCT. RANK	LAST 10 GAMES	STRENGTH OF SCHEDULE		OPP. STRENGTH OF SCHEDULE	TEAM RPI	ADJ RPI	CONF. RPI	ADJ CONF. RPI
Average RPI Loss:		31											
DIV. I ONLY			4-10-4	.33333	170	2-7-1	6	32	87	.50556	85	4	4
DIV. I NON-CONF.			3-3-3	.5	105	1-0-0	6	82	78	.51193	72	4	4
TOTALS		RPI 1-25	RPI 26-50		W-L RECORDS		RPI 51-100		RPI 101-150		RPI 150+		
4-10-4	0-6-0		0-2-1	OVERALL	3-2-1	1-0-2	0-0-0						
4-4-2	0-2-0		0-0-0	HOME	3-2-1	1-0-1	0-0-0						
0-6-2	0-4-0		0-2-1	AWAY	0-0-0	0-0-1	0-0-0						
0-0-0	0-0-0		0-0-0	NEUTRAL	0-0-0	0-0-0	0-0-0						
3-3-3	0-2-0		0-1-1	NON-CONFERENCE	2-0-1	1-0-1	0-0-0						
3-1-1	0-1-0		0-0-0	HOME	2-0-1	1-0-0	0-0-0						
0-2-2	0-1-0		0-1-	AWAY	0-0-0	0-0-1	0-0-0						
0-0-0	0-0-0		0-0-0	NEUTRAL	0-0-0	0-0-0	0-0-0						
1-7-1	0-4-0		0-1-0	CONFERENCE	1-2-0	0-0-1	0-0-0						
1-3-1	0-1-0		0-0-0	HOME	1-2-0	0-0-1	0-0-0						
0-4-0	0-3-0		0-1-0	AWAY	0-0-0	0-0-0	0-0-0						
0-0-0	0-0-0		0-0-0	NEUTRAL	0-0-0	0-0-0	0-0-0						
RPI S	Opponent	Score	RPI S	Opponent	Score	RPI S	Opponent	Score	RPI S	Opponent	Score		
5 A	Georgetown	0 1	35 A	West Virginia	0 1	52 H	UConn	3 1	124 H	DePaul	1 1		
9 H	Creighton	0 1	36 A	Princeton	0 0	55 H	Harvard	2 1	126 A	Wisconsin	1 1		
10 H	Syracuse	0 1	48 A	Marquette	0 2	58 H	Butler	3 2	136 H	Fordham	1 0		
13 A	Providence	2 3				67 H	Seton Hall	0 1					
18 A	Xavier	0 1				75 H	Hofstra	2 2					
19 A	Penn St.	0 3				84 H	Villanova	0 2					
LAST 10 GAMES													
67 H	Seton Hall	0 1	9 H	Creighton	0 1								
5 A	Georgetown	0 1	48 A	Marquette	0 2								
84 H	Villanova	0 2	58 H	Butler	3 2								
124 H	DePaul	1 1	136 H	Fordham	1 0								
13 A	Providence	2 3	18 A	Xavier	0 1								

Non-Div. I Games:

St. John's (NY)

Average RPI Win:		125	WON-LOST RECORD		WINNING PCT. RANK		LAST 10 GAMES		STRENGTH OF SCHEDULE		OPP. STRENGTH OF SCHEDULE		TEAM RPI		ADJ RPI		CONF. RPI		ADJ CONF. RPI				
DIV. I ONLY			8-10-1		.44737 127		5-4-1		59		76		97		.50473 86		8		8				
DIV. I NON-CONF.			3-7-0		.3 166		0-1-0		78		97		108		.4948 100		7		9				
TOTALS		RPI 1-25		RPI 26-50		W-L RECORDS		RPI 51-100		RPI 101-150		RPI 150+											
8-10-1		0-2-0		1-3-0		OVERALL		1-3-1		3-2-0		3-0-0											
4-4-0		0-1-0		0-1-0		HOME		0-0-0		3-2-0		1-0-0											
4-6-1		0-1-0		1-2-0		AWAY		1-3-1		0-0-0		2-0-0											
0-0-0		0-0-0		0-0-0		NEUTRAL		0-0-0		0-0-0		0-0-0											
3-7-0		0-1-0		0-2-0		NON-CONFERENCE		0-3-0		1-1-0		2-0-0											
2-2-0		0-0-0		0-1-0		HOME		0-0-0		1-1-0		1-0-0											
1-5-0		0-1-0		0-0-		AWAY		0-3-0		0-0-0		1-0-0											
0-0-0		0-0-0		0-0-0		NEUTRAL		0-0-0		0-0-0		0-0-0											
5-3-1		0-1-0		1-1-0		CONFERENCE		1-0-1		2-1-0		1-0-0											
2-2-0		0-1-0		0-0-0		HOME		0-0-0		2-1-0		0-0-0											
3-1-1		0-0-0		1-1-0		AWAY		1-0-1		0-0-0		1-0-0											
0-0-0		0-0-0		0-0-0		NEUTRAL		0-0-0		0-0-0		0-0-0											
RPI	S	Opponent		Score		RPI	S	Opponent		Score		RPI	S	Opponent		Score							
13	A	Providence		1	3	33	H	Boston U.		1	2	55	A	Harvard		2	3	102	H	James Madison	2	1	
24	H	UNCW		0	2	39	A	Old Dominion		0	1	64	A	Delaware		3	2	109	H	William & Mary	0	1	
						42	A	Elon		2	0	75	A	Hofstra		0	0	112	H	Holy Cross	0	1	
						42	A	Elon		0	5	82	A	Hartford		0	1	132	H	UMass Lowell	2	1	
												100	A	VCU		0	2	150	H	Drexel	1	0	
																		161	A	Col. of Charleston	1	0	
																		163	H	New Hampshire	1	0	
																		189	A	Stony Brook	3	2	
						LAST 10 GAMES																	
						42	A	Elon		2	0	24	H	UNCW		0	2						
						102	H	James Madison		2	1	42	A	Elon		0	5						
						75	A	Hofstra		0	0	150	H	Drexel		1	0						
						109	H	William & Mary		0	1	161	A	Col. of Charleston		1	0						
						64	A	Delaware		3	2	112	H	Holy Cross		0	1						

Non-Div. I Games:

Northeastern

Average RPI Win:		113	WON-LOST RECORD		WINNING PCT. RANK	LAST 10 GAMES	STRENGTH OF SCHEDULE		OPP. STRENGTH OF SCHEDULE	TEAM RPI	ADJ RPI	CONF. RPI	ADJ CONF. RPI				
Average RPI Loss:		123															
DIV. I ONLY			8-5-5	.58333	73	3-4-3	93		115	84	.50419	87	19	18			
DIV. I NON-CONF.			5-2-3	.65	43	1-1-1	38		43	45	.55047	44	18	17			
TOTALS		RPI 1-25		RPI 26-50		W-L RECORDS		RPI 51-100		RPI 101-150		RPI 150+					
8-5-5		1-1-0		0-0-1		OVERALL		1-0-3		4-2-0		2-2-1					
3-2-3		0-0-0		0-0-0		HOME		0-0-2		3-1-0		0-1-1					
5-3-2		1-1-0		0-0-1		AWAY		1-0-1		1-1-0		2-1-0					
0-0-0		0-0-0		0-0-0		NEUTRAL		0-0-0		0-0-0		0-0-0					
5-2-3		1-1-0		0-0-1		NON-CONFERENCE		1-0-2		3-0-0		0-1-0					
2-1-1		0-0-0		0-0-0		HOME		0-0-1		2-0-0		0-1-0					
3-1-2		1-1-0		0-1-		AWAY		1-0-1		1-0-0		0-0-0					
0-0-0		0-0-0		0-0-0		NEUTRAL		0-0-0		0-0-0		0-0-0					
3-3-2		0-0-0		0-0-0		CONFERENCE		0-0-1		1-2-0		2-1-1					
1-1-2		0-0-0		0-0-0		HOME		0-0-1		1-1-0		0-0-1					
2-2-0		0-0-0		0-0-0		AWAY		0-0-0		0-1-0		2-1-0					
0-0-0		0-0-0		0-0-0		NEUTRAL		0-0-0		0-0-0		0-0-0					
RPI	S	Opponent		Score		RPI	S	Opponent		Score		RPI	S	Opponent		Score	
7	A	Michigan St.		1	0	38	A	Davidson		0	0	58	A	Butler		2	1
20	A	Northwestern		0	1							71	H	Dayton		2	2
												89	A	North Carolina St.		0	0
												92	H	Oakland		2	2
								</									

Non-Div. I Games:

Valparaiso

Average RPI Win:	142	WON-LOST	WINNING	LAST 10	STRENGTH OF	OPP. STRENGTH	TEAM	ADJ	CONF.	ADJ CONF.		
Average RPI Loss:	82	RECORD	PCT. RANK	GAMES	SCHEDULE	OF SCHEDULE	RPI	RPI	RPI	RPI		
DIV. I ONLY		9-6-2	.58824	70	5-3-2	139	109	89	.50019	88	14	14
DIV. I NON-CONF.		4-3-0	.57143	76	0-0-0	178	51	115	.48608	110	17	15
<hr/>												
TOTALS	RPI 1-25	RPI 26-50		W-L RECORDS		RPI 51-100		RPI 101-150		RPI 150+		
9-6-2	0-1-0	0-1-1		OVERALL		1-1-0		5-3-1		3-0-0		
5-1-2	0-0-0	0-0-1		HOME		0-1-0		2-0-1		3-0-0		
3-4-0	0-0-0	0-1-0		AWAY		0-0-0		3-3-0		0-0-0		
1-1-0	0-1-0	0-0-0		NEUTRAL		1-0-0		0-0-0		0-0-0		
4-3-0	0-1-0	0-0-0		NON-CONFERENCE		1-0-0		2-2-0		1-0-0		
3-0-0	0-0-0	0-0-0		HOME		0-0-0		2-0-0		1-0-0		
0-2-0	0-0-0	0-0-		AWAY		0-0-0		0-2-0		0-0-0		
1-1-0	0-1-0	0-0-0		NEUTRAL		1-0-0		0-0-0		0-0-0		
5-3-2	0-0-0	0-1-1		CONFERENCE		0-1-0		3-1-1		2-0-0		
2-1-2	0-0-0	0-0-1		HOME		0-1-0		0-0-1		2-0-0		
3-2-0	0-0-0	0-1-0		AWAY		0-0-0		3-1-0		0-0-0		
0-0-0	0-0-0	0-0-0		NEUTRAL		0-0-0		0-0-0		0-0-0		
RPI S	Opponent	Score	RPI S	Opponent	Score	RPI S	Opponent	Score	RPI S	Opponent	Score	
17 N	UC Irvine	1 2	46 A	Seattle	0 1	56 H	UNLV	0 1	107 H	Denver	2 1	
			46 H	Seattle	1 1	93 N	UC Riverside	1 0	119 A	Loyola Chicago	0 1	
									122 A	Air Force	2 1	
									124 A	DePaul	0 1	
									129 A	UMKC	0 1	
									134 H	Incarnate Word	1 1	
									137 A	Bakersfield	3 1	
									142 H	Gonzaga	2 0	
									147 A	San Jose St.	1 0	
									166 H	Grand Canyon	1 0	
									177 H	Massachusetts	5 1	
									186 H	Houston Baptist	3 0	
			LAST 10 GAMES									
			147 A	San Jose St.	1 0	122 A	Air Force	2 1				
			137 A	Bakersfield	3 1	46 A	Seattle	0 1				
			186 H	Houston Baptist	3 0	56 H	UNLV	0 1				
			134 H	Incarnate Word	1 1	166 H	Grand Canyon	1 0				
			129 A	UMKC	0 1	46 H	Seattle	1 1				

Non-Div. I Games:

Utah Valley

Average RPI Win: 120		WON-LOST RECORD		WINNING PCT. RANK		LAST 10 GAMES		STRENGTH OF SCHEDULE		OPP. STRENGTH OF SCHEDULE		TEAM RPI		ADJ RPI		CONF. RPI		ADJ CONF. RPI	
DIV. I ONLY		7-7-4		.5 103		4-4-2		94		37		98		.49908 89		2		3	
DIV. I NON-CONF.		6-2-1		.72222 22		3-1-0		154		103		130		.46662 124		3		3	
TOTALS		RPI 1-25		RPI 26-50		W-L RECORDS		RPI 51-100		RPI 101-150		RPI 150+							
7-7-4		1-2-1		0-3-1		OVERALL		1-1-1		2-1-0		3-0-1							
6-4-2		1-1-1		0-1-0		HOME		0-1-1		2-1-0		3-0-0							
1-3-2		0-1-0		0-2-1		AWAY		1-0-0		0-0-0		0-0-1							
0-0-0		0-0-0		0-0-0		NEUTRAL		0-0-0		0-0-0		0-0-0							
6-2-1		0-0-0		0-1-0		NON-CONFERENCE		1-0-1		2-1-0		3-0-0							
5-2-1		0-0-0		0-1-0		HOME		0-0-1		2-1-0		3-0-0							
1-0-0		0-0-0		0-0-		AWAY		1-0-0		0-0-0		0-0-0							
0-0-0		0-0-0		0-0-0		NEUTRAL		0-0-0		0-0-0		0-0-0							
1-5-3		1-2-1		0-2-1		CONFERENCE		0-1-0		0-0-0		0-0-1							
1-2-1		1-1-1		0-0-0		HOME		0-1-0		0-0-0		0-0-0							
0-3-2		0-1-0		0-2-1		AWAY		0-0-0		0-0-0		0-0-1							
0-0-0		0-0-0		0-0-0		NEUTRAL		0-0-0		0-0-0		0-0-0							
RPI	S	Opponent		Score		RPI	S	Opponent		Score		RPI	S	Opponent		Score			
10	H	Syracuse		0 0		28	H	Coastal Caro.		1 3		76	A	South Carolina		2 1			
15	A	Clemson		0 2		32	A	Wake Forest		1 2		81	H	Virginia Tech		2 3			
21	H	North Carolina		0 1		43	A	Boston College		0 0		87	H	Valparaiso		0 0			
22	H	Louisville		2 1		49	A	Duke		2 3									

Non-Div. I Games:

North Carolina St.

Average RPI Win:	143	WON-LOST	WINNING	LAST 10	STRENGTH OF	OPP. STRENGTH	TEAM	ADJ	CONF.	ADJ CONF.	
Average RPI Loss:	58	RECORD	PCT. RANK	GAMES	SCHEDULE	OF SCHEDULE	RPI	RPI	RPI	RPI	
DIV. I ONLY	8-7-3	.52778	98	4-5-1	88	140	96	.49876	90	11	11
DIV. I NON-CONF.	5-3-2	.6	64	1-1-0	98	147	99	.49804	96	13	13
<hr/>											
TOTALS	RPI 1-25	RPI 26-50		W-L RECORDS		RPI 51-100		RPI 101-150		RPI 150+	
8-7-3	0-1-0	0-3-0		OVERALL		2-2-0		1-1-2		5-0-1	
7-2-0	0-0-0	0-0-0		HOME		2-2-0		1-0-0		4-0-0	
1-5-3	0-1-0	0-3-0		AWAY		0-0-0		0-1-2		1-0-1	
0-0-0	0-0-0	0-0-0		NEUTRAL		0-0-0		0-0-0		0-0-0	
<hr/>											
5-3-2	0-0-0	0-2-0		NON-CONFERENCE		2-0-0		0-1-1		3-0-1	
5-0-0	0-0-0	0-0-0		HOME		2-0-0		0-0-0		3-0-0	
0-3-2	0-0-0	0-0-		AWAY		0-0-0		0-1-1		0-0-1	
0-0-0	0-0-0	0-0-0		NEUTRAL		0-0-0		0-0-0		0-0-0	
<hr/>											
3-4-1	0-1-0	0-1-0		CONFERENCE		0-2-0		1-0-1		2-0-0	
2-2-0	0-0-0	0-0-0		HOME		0-2-0		1-0-0		1-0-0	
1-2-1	0-1-0	0-1-0		AWAY		0-0-0		0-0-1		1-0-0	
0-0-0	0-0-0	0-0-0		NEUTRAL		0-0-0		0-0-0		0-0-0	
<hr/>											
RPI S	Opponent	Score	RPI S	Opponent	Score	RPI S	Opponent	Score	RPI S	Opponent	Score
14 A	Saint Louis	0 1	35 A	West Virginia	0 3	65 H	Rhode Island	0 1	117 A	Wright St.	0 1
			37 A	Oregon St.	1 2	69 H	Bowling Green	3 2	136 A	Fordham	1 1
			38 A	Davidson	0 1	72 H	Saint Francis (PA)	4 2	139 H	George Washington	4 0
						100 H	VCU	0 1	145 A	Marshall	0 0
									155 H	Buffalo	3 0
									158 H	La Salle	3 1
									160 A	Portland	1 1
									176 H	Binghamton	3 2
									179 H	Robert Morris	4 1
									198 A	St. Bonaventure	5 0
<hr/>											
			LAST 10 GAMES								
			65 H	Rhode Island	0 1	100 H	VCU	0 1			
			136 A	Fordham	1 1	14 A	Saint Louis	0 1			
			158 H	La Salle	3 1	198 A	St. Bonaventure	5 0			
			38 A	Davidson	0 1	35 A	West Virginia	0 3			
			139 H	George Washington	4 0	179 H	Robert Morris	4 1			

Non-Div. I Games:

Duquesne

Average RPI Win:	156	WON-LOST RECORD	WINNING PCT. RANK	LAST 10 GAMES	STRENGTH OF SCHEDULE	OPP. STRENGTH OF SCHEDULE	TEAM RPI	ADJ RPI	CONF. RPI	ADJ CONF. RPI	
Average RPI Loss:	139										
DIV. I ONLY	12-3-1	.78125	5	7-2-1	204	181	86	.49735	91	22	22
DIV. I NON-CONF.	8-2-0	.8	13	3-1-0	200	153	96	.50004	92	23	23
TOTALS	RPI 1-25	RPI 26-50	W-L RECORDS	RPI 51-100	RPI 101-150	RPI 150+					
12-3-1	1-0-0	0-0-0	OVERALL	0-0-0	3-2-0	8-1-1					
5-2-0	0-0-0	0-0-0	HOME	0-0-0	2-1-0	3-1-0					
6-0-1	1-0-0	0-0-0	AWAY	0-0-0	1-0-0	4-0-1					
1-1-0	0-0-0	0-0-0	NEUTRAL	0-0-0	0-1-0	1-0-0					
8-2-0	1-0-0	0-0-0	NON-CONFERENCE	0-0-0	2-1-0	5-1-0					
3-1-0	0-0-0	0-0-0	HOME	0-0-0	1-0-0	2-1-0					
4-0-0	1-0-0	0-0-	AWAY	0-0-0	1-0-0	2-0-0					
1-1-0	0-0-0	0-0-0	NEUTRAL	0-0-0	0-1-0	1-0-0					
4-1-1	0-0-0	0-0-0	CONFERENCE	0-0-0	1-1-0	3-0-1					
2-1-0	0-0-0	0-0-0	HOME	0-0-0	1-1-0	1-0-0					
2-0-1	0-0-0	0-0-0	AWAY	0-0-0	0-0-0	2-0-1					
0-0-0	0-0-0	0-0-0	NEUTRAL	0-0-0	0-0-0	0-0-0					
RPI S Opponent	Score	RPI S Opponent	Score	RPI S Opponent	Score	RPI S Opponent	Score				
18 A Xavier	3 2					102 N James Madison	0 1				
						108 H Memphis	4 3				
						125 H FGCU	2 1				
						130 A Evansville	2 0				
						148 H Stetson	1 3				
						153 A North Florida	1 0				
						167 H Georgia St.	1 3				
						175 A Central Ark.	3 2				
						182 A Northern Ky.	0 0				
						186 H Houston Baptist	4 1				
						188 A Jacksonville	2 0				
						191 H Longwood	3 1				
						193 H USC Upstate	2 1				
						197 N Gardner-Webb	3 2				
						202 A Eastern Ill.	2 1				
LAST 10 GAMES				LAST 10 GAMES							
188 A Jacksonville	2 0	148 H Stetson	1 3								
125 H FGCU	2 1	182 A Northern Ky.	0 0								
191 H Longwood	3 1	193 H USC Upstate	2 1								
175 A Central Ark.	3 2	167 H Georgia St.	1 3								
153 A North Florida	1 0	108 H Memphis	4 3								

Non-Div. I Games:

Lipscomb

Average RPI Win: 121		WON-LOST	WINNING	LAST 10	STRENGTH OF	OPP. STRENGTH	TEAM	ADJ	CONF.	ADJ CONF.					
Average RPI Loss: 78		RECORD	PCT. RANK	GAMES	SCHEDULE	OF SCHEDULE	RPI	RPI	RPI	RPI					
DIV. I ONLY		7-6-3	.53125	95	7-1-2	92	107	92	.497	92	19	18			
DIV. I NON-CONF.		2-6-0	.25	174	2-1-0	46	11	56	.53076	59	18	17			
<hr/>															
TOTALS		RPI 1-25	RPI 26-50		W-L RECORDS		RPI 51-100		RPI 101-150		RPI 150+				
7-6-3		2-1-0	0-1-0		OVERALL		0-1-1		1-3-2		4-0-0				
4-1-2		2-0-0	0-0-0		HOME		0-0-0		0-1-2		2-0-0				
3-5-1		0-1-0	0-1-0		AWAY		0-1-1		1-2-0		2-0-0				
0-0-0		0-0-0	0-0-0		NEUTRAL		0-0-0		0-0-0		0-0-0				
2-6-0		2-1-0	0-1-0		NON-CONFERENCE		0-1-0		0-3-0		0-0-0				
2-1-0		2-0-0	0-0-0		HOME		0-0-0		0-1-0		0-0-0				
0-5-0		0-1-0	0-0-		AWAY		0-1-0		0-2-0		0-0-0				
0-0-0		0-0-0	0-0-0		NEUTRAL		0-0-0		0-0-0		0-0-0				
5-0-3		0-0-0	0-0-0		CONFERENCE		0-0-1		1-0-2		4-0-0				
2-0-2		0-0-0	0-0-0		HOME		0-0-0		0-0-2		2-0-0				
3-0-1		0-0-0	0-0-0		AWAY		0-0-1		1-0-0		2-0-0				
0-0-0		0-0-0	0-0-0		NEUTRAL		0-0-0		0-0-0		0-0-0				
RPI S	Opponent	Score		RPI S	Opponent	Score		RPI S	Opponent	Score		RPI S	Opponent	Score	
7 H	Michigan St.	2	0	35 A	West Virginia	1	4	53 A	Michigan	1	3	107 A	Denver	2	3
19 A	Penn St.	0	1					87 A	Valparaiso	2	2	117 H	Wright St.	1	1
23 H	Ohio St.	1	0									120 A	Detroit	2	1
												122 A	Air Force	0	1
												123 H	Ill.-Chicago	1	1
												134 H	Incarnate Word	1	2
												157 A	Milwaukee	2	0
												159 A	Cleveland St.	1	0
												185 H	Green Bay	2	0
												196 H	Belmont	2	0
<hr/>															
LAST 10 GAMES															
				87 A	Valparaiso	2	2	157 A	Milwaukee	2	0				
				117 H	Wright St.	1	1	159 A	Cleveland St.	1	0				
				53 A	Michigan	1	3	23 H	Ohio St.	1	0				
				7 H	Michigan St.	2	0	185 H	Green Bay	2	0				
				196 H	Belmont	2	0	120 A	Detroit	2	1				

Non-Div. I Games:

Oakland

Average RPI Win:		85	WON-LOST RECORD		WINNING PCT. RANK		LAST 10 GAMES		STRENGTH OF SCHEDULE		OPP. STRENGTH OF SCHEDULE		TEAM RPI		ADJ RPI		CONF. RPI		ADJ CONF. RPI				
Average RPI Loss:		75																					
DIV. I ONLY			5-9-4		.38889 146		4-3-3		26		71		106		.49558 93		6		6				
DIV. I NON-CONF.			1-6-1		.1875 187		0-0-0		48		144		118		.47988 116		6		6				
TOTALS		RPI 1-25		RPI 26-50		W-L RECORDS		RPI 51-100		RPI 101-150		RPI 150+											
5-9-4		2-0-0		0-2-2		OVERALL		1-5-2		1-2-0		1-0-0											
3-3-3		1-0-0		0-0-2		HOME		1-1-1		0-2-0		1-0-0											
2-4-1		1-0-0		0-1-0		AWAY		0-3-1		1-0-0		0-0-0											
0-2-0		0-0-0		0-1-0		NEUTRAL		0-1-0		0-0-0		0-0-0											
1-6-1		0-0-0		0-2-1		NON-CONFERENCE		0-3-0		0-1-0		1-0-0											
1-2-1		0-0-0		0-0-1		HOME		0-1-0		0-1-0		1-0-0											
0-2-0		0-0-0		0-0-		AWAY		0-1-0		0-0-0		0-0-0											
0-2-0		0-0-0		0-1-0		NEUTRAL		0-1-0		0-0-0		0-0-0											
4-3-3		2-0-0		0-0-1		CONFERENCE		1-2-2		1-1-0		0-0-0											
2-1-2		1-0-0		0-0-1		HOME		1-0-1		0-1-0		0-0-0											
2-2-1		1-0-0		0-0-0		AWAY		0-2-1		1-0-0		0-0-0											
0-0-0		0-0-0		0-0-0		NEUTRAL		0-0-0		0-0-0		0-0-0											
RPI	S	Opponent		Score		RPI	S	Opponent		Score		RPI	S	Opponent		Score		RPI	S	Opponent		Score	
17	A	UC Irvine		2 0		30	A	New Mexico		1 2		54	A	CSUN		1 2		116	H	Cal Poly		0 1	
17	H	UC Irvine		2 1		31	N	American		0 1		54	H	CSUN		1 0		135	A	Sacramento St.		4 0	
						45	H	San Diego		0 0		56	A	UNLV		0 2		137	H	Bakersfield		1 3	
						47	H	UC Santa Barbara		1 1		66	A	Cal St. Fullerton		2 2		200	H	Pacific		5 1	
												66	H	Cal St. Fullerton		1 1							
												70	A	UC Davis		0 1							
												88	N	Utah Valley		0 1							
												94	H	Santa Clara		0 1							
LAST 10 GAMES																							
		17 A UC Irvine		2 0				54 A CSUN		1 2				47 H UC Santa Barbara		1 1				116 H Cal Poly		0 1	
		66 A Cal St. Fullerton		2 2				47 H UC Santa Barbara		1 1				116 H Cal Poly		0 1				70 A UC Davis		0 1	
		54 H CSUN		1 0				116 H Cal Poly		0 1				70 A UC Davis		0 1				135 A Sacramento St.		4 0	
		66 H Cal St. Fullerton		1 1				135 A Sacramento St.		4 0													
		17 H UC Irvine		2 1																			

Non-Div. I Games:

UC Riverside

Average RPI Win: 148		WON-LOST RECORD		WINNING PCT. RANK		LAST 10 GAMES		STRENGTH OF SCHEDULE		OPP. STRENGTH OF SCHEDULE		TEAM RPI		ADJ RPI		CONF. RPI		ADJ CONF. RPI					
DIV. I ONLY		6-7-4		.47059 120		2-4-3		74		42		102		.49534 94		13		12					
DIV. I NON-CONF.		4-4-1		.5 105		0-1-0		52		3		66		.52406 63		8		7					
TOTALS		RPI 1-25		RPI 26-50		W-L RECORDS		RPI 51-100		RPI 101-150		RPI 150+											
6-7-4		0-3-1		0-2-0		OVERALL		1-1-3		2-1-0		3-0-0											
3-3-2		0-1-0		0-1-0		HOME		0-0-2		1-1-0		2-0-0											
3-4-2		0-2-1		0-1-0		AWAY		1-1-1		1-0-0		1-0-0											
0-0-0		0-0-0		0-0-0		NEUTRAL		0-0-0		0-0-0		0-0-0											
4-4-1		0-3-1		0-0-0		NON-CONFERENCE		1-1-0		2-0-0		1-0-0											
2-1-0		0-1-0		0-0-0		HOME		0-0-0		1-0-0		1-0-0											
2-3-1		0-2-1		0-0-		AWAY		1-1-0		1-0-0		0-0-0											
0-0-0		0-0-0		0-0-0		NEUTRAL		0-0-0		0-0-0		0-0-0											
2-3-3		0-0-0		0-2-0		CONFERENCE		0-0-3		0-1-0		2-0-0											
1-2-2		0-0-0		0-1-0		HOME		0-0-2		0-1-0		1-0-0											
1-1-1		0-0-0		0-1-0		AWAY		0-0-1		0-0-0		1-0-0											
0-0-0		0-0-0		0-0-0		NEUTRAL		0-0-0		0-0-0		0-0-0											
RPI	S	Opponent		Score		RPI	S	Opponent		Score		RPI	S	Opponent		Score							
1	A	UCLA		0	0	45	A	San Diego		1	4	57	H	San Francisco		1	1	110	A	Omaha	3	2	
9	A	Creighton		0	1	45	H	San Diego		1	2	59	A	Loyola Marymount		1	1	142	H	Gonzaga	1	2	
12	H	California		0	4							59	H	Loyola Marymount		1	1	146	H	Northern Ill.	1	0	
16	A	Maryland		1	3							66	A	Cal St. Fullerton		0	1	160	H	Portland	2	1	
												93	A	UC Riverside		1	0	177	H	Massachusetts	2	0	
																		200	A	Pacific	4	1	
LAST 10 GAMES																							
						59	H	Loyola Marymount		1	1	142	H	Gonzaga		1	2						
						45	A	San Diego		1	4	57	H	San Francisco		1	1						
						200	A	Pacific		4	1	45	H	San Diego		1	2						
						16	A	Maryland		1	3	59	A	Loyola Marymount		1	1						
						160	H	Portland		2	1	12	H	California		0	4						

Non-Div. I Games:

Santa Clara

Average RPI Win: 122		WON-LOST	WINNING	LAST 10	STRENGTH OF	OPP. STRENGTH	TEAM	ADJ	CONF.	ADJ CONF.				
Average RPI Loss: 76		RECORD	PCT. RANK	GAMES	SCHEDULE	OF SCHEDULE	RPI	RPI	RPI	RPI				
DIV. I ONLY		8-6-4	.55556	89	4-3-3	145	79	109	.49524	95	7	7		
DIV. I NON-CONF.		6-4-3	.57692	74	2-1-2	161	92	120	.47688	119	9	8		
<hr/>														
TOTALS		RPI 1-25	RPI 26-50		W-L RECORDS		RPI 51-100		RPI 101-150		RPI 150+			
8-6-4		0-1-0	1-1-0		OVERALL		2-1-1		2-3-1		3-0-2			
4-2-1		0-0-0	0-1-0		HOME		1-0-0		1-1-1		2-0-0			
4-4-3		0-1-0	1-0-0		AWAY		1-1-1		1-2-0		1-0-2			
0-0-0		0-0-0	0-0-0		NEUTRAL		0-0-0		0-0-0		0-0-0			
6-4-3		0-1-0	0-0-0		NON-CONFERENCE		2-0-1		1-3-1		3-0-1			
3-1-1		0-0-0	0-0-0		HOME		1-0-0		0-1-1		2-0-0			
3-3-2		0-1-0	0-0-		AWAY		1-0-1		1-2-0		1-0-1			
0-0-0		0-0-0	0-0-0		NEUTRAL		0-0-0		0-0-0		0-0-0			
2-2-1		0-0-0	1-1-0		CONFERENCE		0-1-0		1-0-0		0-0-1			
1-1-0		0-0-0	0-1-0		HOME		0-0-0		1-0-0		0-0-0			
1-1-1		0-0-0	1-0-0		AWAY		0-1-0		0-0-0		0-0-1			
0-0-0		0-0-0	0-0-0		NEUTRAL		0-0-0		0-0-0		0-0-0			
RPI	S	Opponent	Score		RPI	S	Opponent	Score		RPI	S	Opponent	Score	
7	A	Michigan St.	0	4	27	A	Akron	1	0	103	A	Western Ill.	0	3
					35	H	West Virginia	1	2	119	A	Loyola Chicago	0	1
										120	H	Detroit	1	2
										124	A	DePaul	1	0
										144	H	IUPUI	2	2
										146	H	Northern Ill.	3	0
										155	A	Buffalo	2	2
										169	A	IPFW	2	2
										182	H	Northern Ky.	4	0
										185	A	Green Bay	2	1
										202	H	Eastern Ill.	2	1
<hr/>														
LAST 10 GAMES														
35	H	West Virginia	1	2	7	A	Michigan St.	0	4	155	A	Buffalo	2	2
69	A	Bowling Green	1	2	144	H	IUPUI	2	2	53	A	Michigan	1	0
71	A	Dayton	2	2	182	H	Northern Ky.	4	0					
27	A	Akron	1	0										
146	H	Northern Ill.	3	0										

Non-Div. I Games:

Western Mich.

Average RPI Win:	146	WON-LOST	WINNING	LAST 10	STRENGTH OF	OPP. STRENGTH	TEAM	ADJ	CONF.	ADJ CONF.		
Average RPI Loss:	101	RECORD	PCT. RANK	GAMES	SCHEDULE	OF SCHEDULE	RPI	RPI	RPI	RPI		
DIV. I ONLY		9-6-3	.58333	73	6-3-1	122	142	90	.49514	96	15	15
DIV. I NON-CONF.		3-3-2	.5	105	0-0-0	140	118	106	.49243	105	21	21
<hr/>												
TOTALS	RPI 1-25	RPI 26-50		W-L RECORDS		RPI 51-100		RPI 101-150		RPI 150+		
9-6-3	0-0-0	0-1-1		OVERALL		2-3-1		3-0-1		4-2-0		
4-2-0	0-0-0	0-0-0		HOME		2-2-0		1-0-0		1-0-0		
5-4-3	0-0-0	0-1-1		AWAY		0-1-1		2-0-1		3-2-0		
0-0-0	0-0-0	0-0-0		NEUTRAL		0-0-0		0-0-0		0-0-0		
<hr/>												
3-3-2	0-0-0	0-1-1		NON-CONFERENCE		0-1-1		1-0-0		2-1-0		
1-0-0	0-0-0	0-0-0		HOME		0-0-0		1-0-0		0-0-0		
2-3-2	0-0-0	0-1-		AWAY		0-1-1		0-0-0		2-1-0		
0-0-0	0-0-0	0-0-0		NEUTRAL		0-0-0		0-0-0		0-0-0		
<hr/>												
6-3-1	0-0-0	0-0-0		CONFERENCE		2-2-0		2-0-1		2-1-0		
3-2-0	0-0-0	0-0-0		HOME		2-2-0		0-0-0		1-0-0		
3-1-1	0-0-0	0-0-0		AWAY		0-0-0		2-0-1		1-1-0		
0-0-0	0-0-0	0-0-0		NEUTRAL		0-0-0		0-0-0		0-0-0		
<hr/>												
RPI	S	Opponent	Score	RPI	S	Opponent	Score	RPI	S	Opponent	Score	
				33	A	Boston U.	0 1	52	A	UConn	1 1	
				43	A	Boston College	1 1	64	A	Delaware	2 6	
								73	H	Monmouth	1 0	
								78	H	Quinnipiac	1 2	
								97	H	Canisius	0 2	
								98	H	Siena	1 0	
								115	A	Rider	1 0	
								121	H	Columbia	2 0	
								128	A	Fairfield	1 1	
								149	A	Marist	2 0	
								165	A	Niagara	2 3	
								171	A	Albany (NY)	1 3	
								178	H	Saint Peter's	4 3	
								187	A	Manhattan	3 1	
								190	A	Fairleigh Dickinson	2 0	
								199	A	Yale	2 1	
<hr/>												
LAST 10 GAMES												
				187	A	Manhattan	3 1	178	H	Saint Peter's	4 3	
				78	H	Quinnipiac	1 2	97	H	Canisius	0 2	
				128	A	Fairfield	1 1	149	A	Marist	2 0	
				73	H	Monmouth	1 0	115	A	Rider	1 0	
				165	A	Niagara	2 3	98	H	Siena	1 0	

Non-Div. I Games:

Iona

Average RPI Win:	147	WON-LOST	WINNING	LAST 10	STRENGTH OF	OPP. STRENGTH	TEAM	ADJ	CONF.	ADJ CONF.					
Average RPI Loss:	96	RECORD	PCT. RANK	GAMES	SCHEDULE	OF SCHEDULE	RPI	RPI	RPI	RPI					
DIV. I ONLY	9-6-3	.58333	73	4-4-2	126	147	94	.49425	97	15	15				
DIV. I NON-CONF.	5-2-1	.6875	35	0-0-0	133	124	102	.49714	98	21	21				
<hr/>															
TOTALS	RPI 1-25	RPI 26-50		W-L RECORDS		RPI 51-100		RPI 101-150		RPI 150+					
9-6-3	0-0-0	0-0-0		OVERALL		1-4-2		3-2-0		5-0-1					
6-2-2	0-0-0	0-0-0		HOME		0-0-2		3-2-0		3-0-0					
3-2-1	0-0-0	0-0-0		AWAY		1-2-0		0-0-0		2-0-1					
0-2-0	0-0-0	0-0-0		NEUTRAL		0-2-0		0-0-0		0-0-0					
<hr/>															
5-2-1	0-0-0	0-0-0		NON-CONFERENCE		0-2-1		2-0-0		3-0-0					
4-0-1	0-0-0	0-0-0		HOME		0-0-1		2-0-0		2-0-0					
1-0-0	0-0-0	0-0-		AWAY		0-0-0		0-0-0		1-0-0					
0-2-0	0-0-0	0-0-0		NEUTRAL		0-2-0		0-0-0		0-0-0					
<hr/>															
4-4-2	0-0-0	0-0-0		CONFERENCE		1-2-1		1-2-0		2-0-1					
2-2-1	0-0-0	0-0-0		HOME		0-0-1		1-2-0		1-0-0					
2-2-1	0-0-0	0-0-0		AWAY		1-2-0		0-0-0		1-0-1					
0-0-0	0-0-0	0-0-0		NEUTRAL		0-0-0		0-0-0		0-0-0					
<hr/>															
RPI	S	Opponent	Score	RPI	S	Opponent	Score	RPI	S	Opponent	Score				
				58		N	Butler	0	2	106		H	Bucknell	1	0
				70		N	UC Davis	1	2	111		H	Bryant	3	2
				72		H	Saint Francis (PA)	0	0	115		H	Rider	4	1
				73		A	Monmouth	0	1	128		H	Fairfield	0	1
				78		H	Quinnipiac	1	1	149		H	Marist	2	3
				96		A	Iona	2	0	155		H	Buffalo	1	0
				98		A	Siena	0	1	165		A	Niagara	0	0
										178		H	Saint Peter's	2	0
										179		A	Robert Morris	1	0
										187		A	Manhattan	1	0
										198		H	St. Bonaventure	3	2
				<hr/>											
								LAST 10 GAMES							
								165		A	Niagara	0	0	98	
				178		H	Saint Peter's	2	0	96		A	Iona	2	0
				187		A	Manhattan	1	0	115		H	Rider	4	1
				149		H	Marist	2	3	78		H	Quinnipiac	1	1
				128		H	Fairfield	0	1	73		A	Monmouth	0	1

Non-Div. I Games:

Canisius

Average RPI Win: 141		WON-LOST RECORD		WINNING PCT. RANK		LAST 10 GAMES		STRENGTH OF SCHEDULE		OPP. STRENGTH OF SCHEDULE		TEAM RPI		ADJ RPI		CONF. RPI		ADJ CONF. RPI					
DIV. I ONLY		10-8-2		.55		93		5-3-2		116		144		100		.49411		98		15		15	
DIV. I NON-CONF.		5-4-0		.55556		83		0-0-0		145		120		116		.48201		112		21		21	
TOTALS		RPI 1-25		RPI 26-50		W-L RECORDS		RPI 51-100		RPI 101-150		RPI 150+											
10-8-2		0-0-0		1-1-0		OVERALL		2-4-1		1-2-1		6-1-0											
6-0-2		0-0-0		1-0-0		HOME		1-0-1		1-0-1		3-0-0											
4-8-0		0-0-0		0-1-0		AWAY		1-4-0		0-2-0		3-1-0											
0-0-0		0-0-0		0-0-0		NEUTRAL		0-0-0		0-0-0		0-0-0											
5-4-0		0-0-0		1-1-0		NON-CONFERENCE		1-1-0		0-1-0		3-1-0											
3-0-0		0-0-0		1-0-0		HOME		0-0-0		0-0-0		2-0-0											
2-4-0		0-0-0		0-0-		AWAY		1-1-0		0-1-0		1-1-0											
0-0-0		0-0-0		0-0-0		NEUTRAL		0-0-0		0-0-0		0-0-0											
5-4-2		0-0-0		0-0-0		CONFERENCE		1-3-1		1-1-1		3-0-0											
3-0-2		0-0-0		0-0-0		HOME		1-0-1		1-0-1		1-0-0											
2-4-0		0-0-0		0-0-0		AWAY		0-3-0		0-1-0		2-0-0											
0-0-0		0-0-0		0-0-0		NEUTRAL		0-0-0		0-0-0		0-0-0											
RPI	S	Opponent		Score		RPI	S	Opponent		Score		RPI	S	Opponent		Score							
						33	H	Boston U.	1	0		61	A	Cornell	0	1		115	A	Rider	1	6	
						37	A	Oregon St.	0	1		73	A	Monmouth	0	3		127	A	Colgate	1	3	
												73	H	Monmouth	1	1		128	H	Fairfield	0	0	
												77	A	Brown	2	1		149	H	Marist	2	1	
												78	A	Quinnipiac	0	2		152	A	Saint Joseph's	0	1	
												96	A	Iona	0	1		158	H	La Salle	1	0	
												97	H	Canisius	1	0		160	A	Portland	2	1	
																		165	A	Niagara	2	1	
																		178	H	Saint Peter's	1	0	
																		187	A	Manhattan	1	0	
																		205	H	Sacred Heart	5	1	
LAST 10 GAMES																							
						73	A	Monmouth	0	3		128	H	Fairfield	0	0							
						149	H	Marist	2	1		97	H	Canisius	1	0							
						73	H	Monmouth	1	1		187	A	Manhattan	1	0							
						78	A	Quinnipiac	0	2		165	A	Niagara	2	1							
						115	A	Rider	1	6		178	H	Saint Peter's	1	0							

Non-Div. I Games:

Siena

Average RPI Win:	127	WON-LOST RECORD	WINNING PCT. RANK	LAST 10 GAMES	STRENGTH OF SCHEDULE	OPP. STRENGTH OF SCHEDULE	TEAM RPI	ADJ RPI	CONF. RPI	ADJ CONF. RPI	
DIV. I ONLY		6-12-1	.34211 168	3-7-0	28	28	104	.49378 99	3	2	
DIV. I NON-CONF.		4-5-0	.44444 134	2-2-0	39	121	113	.48047 114	1	1	
<hr/>											
TOTALS	RPI 1-25	RPI 26-50		W-L RECORDS	RPI 51-100		RPI 101-150		RPI 150+		
6-12-1	0-7-1	0-1-0		OVERALL	0-3-0		5-1-0		1-0-0		
4-8-0	0-4-0	0-0-0		HOME	0-3-0		3-1-0		1-0-0		
1-4-1	0-3-1	0-1-0		AWAY	0-0-0		1-0-0		0-0-0		
1-0-0	0-0-0	0-0-0		NEUTRAL	0-0-0		1-0-0		0-0-0		
<hr/>											
4-5-0	0-1-0	0-1-0		NON-CONFERENCE	0-2-0		3-1-0		1-0-0		
4-4-0	0-1-0	0-0-0		HOME	0-2-0		3-1-0		1-0-0		
0-1-0	0-0-0	0-0-		AWAY	0-0-0		0-0-0		0-0-0		
0-0-0	0-0-0	0-0-0		NEUTRAL	0-0-0		0-0-0		0-0-0		
<hr/>											
2-7-1	0-6-1	0-0-0		CONFERENCE	0-1-0		2-0-0		0-0-0		
0-4-0	0-3-0	0-0-0		HOME	0-1-0		0-0-0		0-0-0		
1-3-1	0-3-1	0-0-0		AWAY	0-0-0		1-0-0		0-0-0		
1-0-0	0-0-0	0-0-0		NEUTRAL	0-0-0		1-0-0		0-0-0		
<hr/>											
RPI S	Opponent	Score	RPI S	Opponent	Score	RPI S	Opponent	Score	RPI S	Opponent	Score
6 H	Indiana	1 2	36 A	Princeton	2 5	53 H	Michigan	0 3	104 H	Penn	4 1
7 A	Michigan St.	0 0				73 H	Monmouth	0 3	118 H	Army	1 0
10 H	Syracuse	0 1				75 H	Hofstra	1 3	126 A	Wisconsin	3 2
16 A	Maryland	0 2							126 N	Wisconsin	5 2
16 H	Maryland	2 3							129 H	UMKC	1 0
19 A	Penn St.	0 1							143 H	Bradley	0 1
20 H	Northwestern	0 2							156 H	Lafayette	2 1
23 A	Ohio St.	1 4									
<hr/>											
LAST 10 GAMES											
16 A	Maryland	0 2	118 H	Army	1 0	20 H	Northwestern	0 2	104 H	Penn	4 1
126 N	Wisconsin	5 2	53 H	Michigan	0 3	36 A	Princeton	2 5			
16 H	Maryland	2 3									
143 H	Bradley	0 1									
23 A	Ohio St.	1 4									

Non-Div. I Games:

Rutgers

Average RPI Win:	106	WON-LOST	WINNING	LAST 10	STRENGTH OF	OPP. STRENGTH	TEAM	ADJ	CONF.	ADJ CONF.		
Average RPI Loss:	34	RECORD	PCT. RANK	GAMES	SCHEDULE	OF SCHEDULE	RPI	RPI	RPI	RPI		
DIV. I ONLY		7-8-4	.47368	114	4-3-3	60	53	91	.49341	100	11	11
DIV. I NON-CONF.		3-7-1	.31818	160	0-2-0	28	12	60	.53353	57	13	13
<hr/>												
TOTALS	RPI 1-25	RPI 26-50		W-L RECORDS		RPI 51-100		RPI 101-150		RPI 150+		
7-8-4	1-5-0	1-2-0		OVERALL		2-0-0		1-1-2		2-0-2		
3-4-2	0-2-0	1-1-0		HOME		1-0-0		0-1-1		1-0-1		
4-4-1	1-3-0	0-1-0		AWAY		1-0-0		1-0-0		1-0-1		
0-0-1	0-0-0	0-0-0		NEUTRAL		0-0-0		0-0-1		0-0-0		
3-7-1	1-4-0	0-2-0		NON-CONFERENCE		1-0-0		0-1-1		1-0-0		
2-3-0	0-1-0	0-1-0		HOME		1-0-0		0-1-0		1-0-0		
1-4-0	1-3-0	0-0-		AWAY		0-0-0		0-0-0		0-0-0		
0-0-1	0-0-0	0-0-0		NEUTRAL		0-0-0		0-0-1		0-0-0		
4-1-3	0-1-0	1-0-0		CONFERENCE		1-0-0		1-0-1		1-0-2		
1-1-2	0-1-0	1-0-0		HOME		0-0-0		0-0-1		0-0-1		
3-0-1	0-0-0	0-0-0		AWAY		1-0-0		1-0-0		1-0-1		
0-0-0	0-0-0	0-0-0		NEUTRAL		0-0-0		0-0-0		0-0-0		
RPI	S	Opponent	Score	RPI	S	Opponent	Score	RPI	S	Opponent	Score	
4	A	Notre Dame	0 1	30	A	New Mexico	0 2	86	H	Northeastern	2 0	
5	A	Georgetown	2 1	34	H	George Mason	3 0	90	A	Duquesne	1 0	
11	A	Virginia	0 1	39	H	Old Dominion	1 2					
14	H	Saint Louis	0 1									
16	A	Maryland	0 1									
21	H	North Carolina	0 1									
										</		

Non-Div. I Games:

VCU

Average RPI Win:		149	WON-LOST RECORD		WINNING PCT. RANK		LAST 10 GAMES		STRENGTH OF SCHEDULE		OPP. STRENGTH OF SCHEDULE		TEAM RPI		ADJ RPI		CONF. RPI		ADJ CONF. RPI				
DIV. I ONLY			8-7-2		.52941	96	5-3-1		125		135		110		.49075		101	20		20			
DIV. I NON-CONF.			2-5-1		.3125	161	0-1-0		77		77		69		.5083		80	16		18			
TOTALS		RPI 1-25		RPI 26-50				W-L RECORDS		RPI 51-100				RPI 101-150				RPI 150+					
8-7-2		0-1-0		1-3-1				OVERALL		1-0-0				1-2-0				5-1-1					
4-4-0		0-1-0		0-2-0				HOME		0-0-0				1-1-0				3-0-0					
4-3-1		0-0-0		1-1-1				AWAY		1-0-0				0-1-0				2-1-0					
0-0-1		0-0-0		0-0-0				NEUTRAL		0-0-0				0-0-0				0-0-1					
2-5-1		0-1-0		0-2-0				NON-CONFERENCE		1-0-0				1-1-0				0-1-1					
1-3-0		0-1-0		0-1-0				HOME		0-0-0				1-1-0				0-0-0					
1-2-0		0-0-0		0-0-				AWAY		1-0-0				0-0-0				0-1-0					
0-0-1		0-0-0		0-0-0				NEUTRAL		0-0-0				0-0-0				0-0-1					
6-2-1		0-0-0		1-1-1				CONFERENCE		0-0-0				0-1-0				5-0-0					
3-1-0		0-0-0		0-1-0				HOME		0-0-0				0-0-0				3-0-0					
3-1-1		0-0-0		1-0-1				AWAY		0-0-0				0-1-0				2-0-0					
0-0-0		0-0-0		0-0-0				NEUTRAL		0-0-0				0-0-0				0-0-0					
RPI	S	Opponent		Score		RPI	S	Opponent		Score		RPI	S	Opponent		Score		RPI	S	Opponent		Score	
24	H	UNCW		0	2	28	A	Coastal Caro.		1	1	71	A	Dayton		2	1	103	H	Western Ill.		1	2
						35	H	West Virginia		1	2							113	A	Liberty		0	1
						41	A	Winthrop		3	2							134	H	Incarnate Word		2	1
						42	A	Elon		0	1							162	A	Campbell		2	1
						44	H	Radford		1	2							164	A	Pittsburgh		0	1
																		182	N	Northern Ky.		1	1
																		191	H	Longwood		3	2
																		195	H	UNC Asheville		3	0
																		197	H	Gardner-Webb		1	0
																		204	A	Presbyterian		3	0
LAST 10 GAMES																							
						113	A	Liberty		0	1	164	A	Pittsburgh		0	1						
						28	A	Coastal Caro.		1	1	44	H	Radford		1	2						
						197	H	Gardner-Webb		1	0	191	H	Longwood		3	2						
						162	A	Campbell		2	1	204	A	Presbyterian		3	0						
						41	A	Winthrop		3	2	42	A	Elon		0	1						

Non-Div. I Games: Laurel 10 0

High Point

Average RPI Win:	110	WON-LOST RECORD	WINNING PCT. RANK	LAST 10 GAMES	STRENGTH OF SCHEDULE	OPP. STRENGTH OF SCHEDULE	TEAM RPI	ADJ RPI	CONF. RPI	ADJ CONF. RPI		
DIV. I ONLY		8-7-4	.52632	101	4-4-2	62	99	85	.48965	102	8	8
DIV. I NON-CONF.		4-4-2	.5	105	0-1-0	74	115	85	.48962	107	7	9
<hr/>												
TOTALS	RPI 1-25	RPI 26-50		W-L RECORDS		RPI 51-100		RPI 101-150		RPI 150+		
8-7-4	0-1-2	1-0-1		OVERALL		3-2-1		1-2-0		3-2-0		
3-4-2	0-0-2	1-0-0		HOME		0-1-0		1-1-0		1-2-0		
4-3-2	0-1-0	0-0-1		AWAY		2-1-1		0-1-0		2-0-0		
1-0-0	0-0-0	0-0-0		NEUTRAL		1-0-0		0-0-0		0-0-0		
<hr/>												
4-4-2	0-1-1	1-0-0		NON-CONFERENCE		1-0-1		0-1-0		2-2-0		
1-3-1	0-0-1	1-0-0		HOME		0-0-0		0-1-0		0-2-0		
2-1-1	0-1-0	0-0-		AWAY		0-0-1		0-0-0		2-0-0		
1-0-0	0-0-0	0-0-0		NEUTRAL		1-0-0		0-0-0		0-0-0		
<hr/>												
4-3-2	0-0-1	0-0-1		CONFERENCE		2-2-0		1-1-0		1-0-0		
2-1-1	0-0-1	0-0-0		HOME		0-1-0		1-0-0		1-0-0		
2-2-1	0-0-0	0-0-1		AWAY		2-1-0		0-1-0		0-0-0		
0-0-0	0-0-0	0-0-0		NEUTRAL		0-0-0		0-0-0		0-0-0		
<hr/>												
RPI S	Opponent	Score	RPI S	Opponent	Score	RPI S	Opponent	Score	RPI S	Opponent	Score	
11 A	Virginia	1 2	35 H	West Virginia	4 3	60 A	Furman	0 0	109 H	William & Mary	2 1	
19 H	Penn St.	1 1	42 A	Elon	0 0	64 A	Delaware	1 0	133 H	Vermont	0 2	
24 H	UNCW	1 1				75 A	Hofstra	2 0	150 A	Drexel	1 2	
						75 H	Hofstra	1 2	151 A	UNC Greensboro	1 0	
						86 A	Northeastern	1 2	161 H	Col. of Charleston	2 0	
						91 N	Lipscomb	1 0	171 H	Albany (NY)	1 3	
									179 H	Robert Morris	1 2	
									196 A	Belmont	2 1	
<hr/>												
LAST 10 GAMES												
	75 A	Hofstra	2	0		75 H	Hofstra	1	2			
	86 A	Northeastern	1	2		150 A	Drexel	1	2			
	109 H	William & Mary	2	1		24 H	UNCW	1	1			
	42 A	Elon	0	0		64 A	Delaware	1	0			
	161 H	Col. of Charleston	2	0		11 A	Virginia	1	2			

Non-Div. I Games:

James Madison

Average RPI Win: 145		WON-LOST	WINNING	LAST 10	STRENGTH OF		OPP. STRENGTH	TEAM	ADJ	CONF.	ADJ CONF.
Average RPI Loss: 97		RECORD	PCT. RANK	GAMES	SCHEDULE		OF SCHEDULE	RPI	RPI	RPI	RPI
DIV. I ONLY		8-6-3	.55882	85	6-2-2		100	175	93	.48961	103
DIV. I NON-CONF.		5-4-2	.54545	101	3-0-1		57	167	65	.51398	69
TOTALS		RPI 1-25	RPI 26-50		W-L RECORDS		RPI 51-100		RPI 101-150		RPI 150+
8-6-3	0-1-0	0-0-1		OVERALL		1-2-0		3-2-1		4-1-1	
4-2-0	0-0-0	0-0-0		HOME		1-0-0		1-1-0		2-1-0	
3-3-2	0-1-0	0-0-0		AWAY		0-1-0		1-1-1		2-0-1	
1-1-1	0-0-0	0-0-1		NEUTRAL		0-1-0		1-0-0		0-0-0	
5-4-2	0-1-0	0-0-1		NON-CONFERENCE		1-2-0		2-0-0		2-1-1	
2-1-0	0-0-0	0-0-0		HOME		1-0-0		0-0-0		1-1-0	
2-2-1	0-1-0	0-0-		AWAY		0-1-0		1-0-0		1-0-1	
1-1-1	0-0-0	0-0-1		NEUTRAL		0-1-0		1-0-0		0-0-0	
3-2-1	0-0-0	0-0-0		CONFERENCE		0-0-0		1-2-1		2-0-0	
2-1-0	0-0-0	0-0-0		HOME		0-0-0		1-1-0		1-0-0	
1-1-1	0-0-0	0-0-0		AWAY		0-0-0		0-1-1		1-0-0	
0-0-0	0-0-0	0-0-0		NEUTRAL		0-0-0		0-0-0		0-0-0	
RPI S	Opponent	Score		RPI S	Opponent	Score		RPI S	Opponent	Score	
9 A	Creighton	0	1	44 N	Radford	2	2	56 N	UNLV	1	2
								87 A	Valparaiso	1	2
								95 H	Western Mich.	3	0
								101 A	High Point	2	1
								107 A	Denver	0	1
								110 H	Omaha	1	0
								138 H	Oral Roberts	0	2
								144 A	IUPUI	1	1
								147 N	San Jose St.	1	0
								157 H	Milwaukee	2	0
								168 A	Drake	1	1
								169 H	IPFW	1	0
								182 A	Northern Ky.	2	0
								185 H	Green Bay	0	1
								202 A	Eastern Ill.	1	0
LAST 10 GAMES				LAST 10 GAMES				LAST 10 GAMES			
				107 A	Denver	0	1	110 H	Omaha	1	0
				138 H	Oral Roberts	0	2	157 H	Milwaukee	2	0
				144 A	IUPUI	1	1	169 H	IPFW	1	0
				168 A	Drake	1	1	182 A	Northern Ky.	2	0
				202 A	Eastern Ill.	1	0	95 H	Western Mich.	3	0

Non-Div. I Games:

Western Ill.

P
e
n
n

Penn

Average RPI Win: 149		WON-LOST	WINNING	LAST 10	STRENGTH OF		OPP. STRENGTH	TEAM	ADJ	CONF.	ADJ CONF.
Average RPI Loss: 96		RECORD	PCT. RANK	GAMES	SCHEDULE		OF SCHEDULE	RPI	RPI	RPI	RPI
DIV. I ONLY		11-5-1	.67647	36	7-2-1		196	162	101	.48772	105
DIV. I NON-CONF.		4-3-0	.57143	76	0-0-0		201	145	126	.46346	127
TOTALS		RPI 1-25	RPI 26-50		W-L RECORDS		RPI 51-100		RPI 101-150		RPI 150+
11-5-1	0-1-0	0-1-0		OVERALL		3-1-0		1-0-1		7-2-0	
7-0-0	0-0-0	0-0-0		HOME		2-0-0		0-0-0		4-0-0	
4-4-1	0-1-0	0-0-0		AWAY		1-1-0		0-0-1		3-2-0	
0-1-0	0-0-0	0-1-0		NEUTRAL		0-0-0		0-0-0		0-0-0	
4-3-0	0-1-0	0-1-0		NON-CONFERENCE		0-0-0		0-0-0		4-1-0	
2-0-0	0-0-0	0-0-0		HOME		0-0-0		0-0-0		2-0-0	
2-2-0	0-1-0	0-0-		AWAY		0-0-0		0-0-0		2-1-0	
0-1-0	0-0-0	0-1-0		NEUTRAL		0-0-0		0-0-0		0-0-0	
7-2-1	0-0-0	0-0-0		CONFERENCE		3-1-0		1-0-1		3-1-0	
5-0-0	0-0-0	0-0-0		HOME		2-0-0		1-0-0		2-0-0	
2-2-1	0-0-0	0-0-0		AWAY		1-1-0		0-0-1		1-1-0	
0-0-0	0-0-0	0-0-0		NEUTRAL		0-0-0		0-0-0		0-0-0	
RPI S	Opponent	Score		RPI S	Opponent	Score		RPI S	Opponent	Score	
3 A	Charlotte	2	3	41 N	Winthrop	0	1	60 A	Furman	2	0
								60 H	Furman	1	0
								80 A	Mercer	2	3
								80 H	Mercer	2	1
								140 A	East Tenn. St.	3	3
								140 H	East Tenn. St.	4	3
								151 A	UNC Greensboro	1	2
								151 H	UNC Greensboro	1	0
								161 H	Col. of Charleston	2	0
								188 A	Jacksonville	3	1
								193 H	USC Upstate	3	2
								197 A	Gardner-Webb	3	0
								203 A	VMI	3	0
								203 H	VMI	7	1
								204 A	Presbyterian	1	2
				LAST 10 GAMES							
				60 H	Furman	1	0	80 H	Mercer	2	1
				203 A	VMI	3	0	203 H	VMI	7	1
				151 H	UNC Greensboro	1	0	60 A	Furman	2	0
				80 A	Mercer	2	3	151 A	UNC Greensboro	1	2
				140 A	East Tenn. St.	3	3	140 H	East Tenn. St.	4	3

Non-Div. I Games:




Wofford

[illegible]

Non-Div. I Games:

Bucknell

D
e
n
v
e
r

 Tie,  Loss,  Non-Conf, S Site, H Home, A Away, N Neutral Page 107

Average RPI Win: 142		WON-LOST RECORD	WINNING PCT. RANK	LAST 10 GAMES	STRENGTH OF SCHEDULE	OPP. STRENGTH OF SCHEDULE	TEAM RPI	ADJ RPI	CONF. RPI	ADJ CONF. RPI					
Average RPI Loss: 73															
DIV. I ONLY		9-7-2	.55556	89	5-5-0	134	138	105	.48516	108	12	13			
DIV. I NON-CONF.		6-2-1	.72222	22	2-0-0	100	159	90	.50278	89	11	12			
<hr/>															
TOTALS		RPI 1-25		RPI 26-50		W-L RECORDS		RPI 51-100		RPI 101-150		RPI 150+			
9-7-2		1-0-0		0-2-0		OVERALL		1-4-1		2-0-0		5-1-1			
4-2-0		1-0-0		0-0-0		HOME		0-1-0		1-0-0		2-1-0			
3-5-1		0-0-0		0-2-0		AWAY		1-3-0		1-0-0		1-0-1			
2-0-1		0-0-0		0-0-0		NEUTRAL		0-0-1		0-0-0		2-0-0			
6-2-1		1-0-0		0-1-0		NON-CONFERENCE		0-1-1		2-0-0		3-0-0			
2-0-0		1-0-0		0-0-0		HOME		0-0-0		1-0-0		0-0-0			
2-2-0		0-0-0		0-0-		AWAY		0-1-0		1-0-0		1-0-0			
2-0-1		0-0-0		0-0-0		NEUTRAL		0-0-1		0-0-0		2-0-0			
3-5-1		0-0-0		0-1-0		CONFERENCE		1-3-0		0-0-0		2-1-1			
2-2-0		0-0-0		0-0-0		HOME		0-1-0		0-0-0		2-1-0			
1-3-1		0-0-0		0-1-0		AWAY		1-2-0		0-0-0		0-0-1			
0-0-0		0-0-0		0-0-0		NEUTRAL		0-0-0		0-0-0		0-0-0			
RPI S	Opponent	Score		RPI S	Opponent	Score		RPI S	Opponent	Score		RPI S	Opponent	Score	
14 H	Saint Louis	4 0		26 A	UAB	1 3		51 A	South Fla.	2 1		138 A	Oral Roberts	3 0	
				40 A	Tulsa	0 2		51 A	South Fla.	2 4		141 H	SIUE	2 1	
								52 H	UConn	0 1		170 H	Cincinnati	1 2	
								68 N	Missouri St.	0 0		175 A	Central Ark.	1 0	
								79 A	SMU	0 2		183 A	UCF	1 1	
								91 A	Lipscomb	3 4		183 H	UCF	3 2	
												189 N	Stony Brook	1 0	
												194 H	Temple	1 0	
												196 N	Belmont	3 0	
				LAST 10 GAMES											
				51 A	South Fla.	2 4		138 A	Oral Roberts	3 0					
				194 H	Temple	1 0		183 H	UCF	3 2					
				51 A	South Fla.	2 1		79 A	SMU	0 2					
				170 H	Cincinnati	1 2		52 H	UConn	0 1					
				40 A	Tulsa	0 2		175 A	Central Ark.	1 0					

Non-Div. I Games:

Memphis

Average RPI Win:	136	WON-LOST	WINNING	LAST 10	STRENGTH OF	OPP. STRENGTH	TEAM	ADJ	CONF.	ADJ CONF.		
Average RPI Loss:	58	RECORD	PCT. RANK	GAMES	SCHEDULE	OF SCHEDULE	RPI	RPI	RPI	RPI		
DIV. I ONLY		6-11-1	.36111	160	3-6-1	36	83	116	.48458	109	8	8
DIV. I NON-CONF.		3-7-0	.3	166	0-2-0	33	91	103	.49407	102	7	9
<hr/>												
TOTALS	RPI 1-25	RPI 26-50		W-L RECORDS		RPI 51-100		RPI 101-150		RPI 150+		
6-11-1	0-4-0	0-1-1		OVERALL		2-4-0		1-2-0		3-0-0		
3-5-1	0-2-0	0-1-1		HOME		0-1-0		1-1-0		2-0-0		
3-6-0	0-2-0	0-0-0		AWAY		2-3-0		0-1-0		1-0-0		
0-0-0	0-0-0	0-0-0		NEUTRAL		0-0-0		0-0-0		0-0-0		
3-7-0	0-3-0	0-1-0		NON-CONFERENCE		1-2-0		0-1-0		2-0-0		
2-3-0	0-1-0	0-1-0		HOME		0-0-0		0-1-0		2-0-0		
1-4-0	0-2-0	0-0-		AWAY		1-2-0		0-0-0		0-0-0		
0-0-0	0-0-0	0-0-0		NEUTRAL		0-0-0		0-0-0		0-0-0		
3-4-1	0-1-0	0-0-1		CONFERENCE		1-2-0		1-1-0		1-0-0		
1-2-1	0-1-0	0-0-1		HOME		0-1-0		1-0-0		0-0-0		
2-2-0	0-0-0	0-0-0		AWAY		1-1-0		0-1-0		1-0-0		
0-0-0	0-0-0	0-0-0		NEUTRAL		0-0-0		0-0-0		0-0-0		
RPI	S	Opponent	Score	RPI	S	Opponent	Score	RPI	S	Opponent	Score	
3	A	Charlotte	1 3	39	H	Old Dominion	0 1	63	A	UMBC	2 1	
5	A	Georgetown	0 1	42	H	Elon	0 0	64	H	Delaware	1 3	
21	H	North Carolina	0 2					72	A	Saint Francis (PA)	0 1	
24	H	UNCW	0 1					75	A	Hofstra	0 3	
								86	A	Northeastern	1 0	
								89	A	North Carolina St.	0 1	

Non-Div. I Games:

William & Mary

Average RPI Win:	157	WON-LOST	WINNING	LAST 10	STRENGTH OF	OPP. STRENGTH	TEAM	ADJ	CONF.	ADJ CONF.
Average RPI Loss:	87	RECORD	PCT. RANK	GAMES	SCHEDULE	OF SCHEDULE	RPI	RPI	RPI	RPI
DIV. I ONLY		8-5-2	.6 67	5-3-2	188	116	115	.4841	110	21 21
DIV. I NON-CONF.		5-3-1	.61111 57	2-1-1	155	86	104	.49667	99	20 20
<hr/>										
TOTALS	RPI 1-25	RPI 26-50		W-L RECORDS		RPI 51-100		RPI 101-150		RPI 150+
8-5-2	0-1-0	0-0-0		OVERALL		0-2-1		4-1-1		4-1-0
6-2-0	0-1-0	0-0-0		HOME		0-1-0		2-0-0		4-0-0
2-3-1	0-0-0	0-0-0		AWAY		0-1-0		2-1-1		0-1-0
0-0-1	0-0-0	0-0-0		NEUTRAL		0-0-1		0-0-0		0-0-0
<hr/>										
5-3-1	0-1-0	0-0-0		NON-CONFERENCE		0-2-1		2-0-0		3-0-0
3-2-0	0-1-0	0-0-0		HOME		0-1-0		0-0-0		3-0-0
2-1-0	0-0-0	0-0-		AWAY		0-1-0		2-0-0		0-0-0
0-0-1	0-0-0	0-0-0		NEUTRAL		0-0-1		0-0-0		0-0-0
<hr/>										
3-2-1	0-0-0	0-0-0		CONFERENCE		0-0-0		2-1-1		1-1-0
3-0-0	0-0-0	0-0-0		HOME		0-0-0		2-0-0		1-0-0
0-2-1	0-0-0	0-0-0		AWAY		0-0-0		0-1-1		0-1-0
0-0-0	0-0-0	0-0-0		NEUTRAL		0-0-0		0-0-0		0-0-0
<hr/>										
RPI S	Opponent	Score		RPI S	Opponent	Score		RPI S	Opponent	Score
2 H	Stanford	1	2			54 N	CSUN 0 0	103 A	Western Ill.	0 1
						66 A	Cal St. Fullerton 1 3	107 H	Denver	3 1
						94 H	Santa Clara 2 3	129 A	UMKC	1 0
								138 A	Oral Roberts	0 0
								143 A	Bradley	1 0
								144 H	IUPUI	2 1
								168 H	Drake	2 0
								169 A	IPFW	0 1
								170 H	Cincinnati	3 1
								196 H	Belmont	3 1
								202 H	Eastern Ill.	1 0
				LAST 10 GAMES						
				144 H	IUPUI	2	1	103 A	Western Ill.	0 1
				169 A	IPFW	0	1	138 A	Oral Roberts	0 0
				168 H	Drake	2	0	202 H	Eastern Ill.	1 0
				107 H	Denver	3	1	66 A	Cal St. Fullerton	1 3
				143 A	Bradley	1	0	54 N	CSUN	0 0

Non-Div. I Games:

Omaha

Average RPI Win:		161	WON-LOST RECORD		WINNING PCT. RANK		LAST 10 GAMES		STRENGTH OF SCHEDULE		OPP. STRENGTH OF SCHEDULE		TEAM RPI		ADJ RPI		CONF. RPI		ADJ CONF. RPI				
DIV. I ONLY			9-4-3		.65625	45	7-0-3		183		184		103		.4828		111	23		23			
DIV. I NON-CONF.			4-4-1		.5	105	2-0-1		132		133		71		.51021		78	22		22			
TOTALS		RPI 1-25		RPI 26-50		W-L RECORDS		RPI 51-100		RPI 101-150		RPI 150+											
9-4-3		0-1-0		0-0-0		OVERALL		1-1-1		1-1-0		7-1-2											
6-1-2		0-1-0		0-0-0		HOME		1-0-1		1-0-0		4-0-1											
3-3-1		0-0-0		0-0-0		AWAY		0-1-0		0-1-0		3-1-1											
0-0-0		0-0-0		0-0-0		NEUTRAL		0-0-0		0-0-0		0-0-0											
4-4-1		0-1-0		0-0-0		NON-CONFERENCE		0-1-1		1-1-0		3-1-0											
3-1-1		0-1-0		0-0-0		HOME		0-0-1		1-0-0		2-0-0											
1-3-0		0-0-0		0-0-		AWAY		0-1-0		0-1-0		1-1-0											
0-0-0		0-0-0		0-0-0		NEUTRAL		0-0-0		0-0-0		0-0-0											
5-0-2		0-0-0		0-0-0		CONFERENCE		1-0-0		0-0-0		4-0-2											
3-0-1		0-0-0		0-0-0		HOME		1-0-0		0-0-0		2-0-1											
2-0-1		0-0-0		0-0-0		AWAY		0-0-0		0-0-0		2-0-1											
0-0-0		0-0-0		0-0-0		NEUTRAL		0-0-0		0-0-0		0-0-0											
RPI	S	Opponent		Score		RPI	S	Opponent		Score		RPI	S	Opponent		Score							
13	H	Providence		0 2								65	H	Rhode Island		1 1							
												72	H	Saint Francis (PA)		1 0							
												97	A	Canisius		2 3							
												115	A	Rider		0 3							
												132	H	UMass Lowell		1 0							
												154	H	St. Francis Brooklyn		1 1							
												155	A	Buffalo		2 3							
												163	A	New Hampshire		2 0							
												173	H	LIU Brooklyn		2 1							
												178	H	Saint Peter's		2 1							
												179	H	Robert Morris		1 0							
												181	A	Central Conn. St.		2 1							
												184	H	Hartwick		4 2							
												190	A	Fairleigh Dickinson		2 1							
												205	A	Sacred Heart		1 1							
LAST 10 GAMES																							
181 A Central Conn. St.						2 1						72 H Saint Francis (PA)						1 0					
190 A Fairleigh Dickinson						2 1						179 H Robert Morris						1 0					
154 H St. Francis Brooklyn						1 1						184 H Hartwick						4 2					
173 H LIU Brooklyn						2 1						65 H Rhode Island						1 1					
205 A Sacred Heart						1 1						178 H Saint Peter's						2 1					

Non-Div. I Games:

Bryant

H
O
l
Y
C
r
O
S
S

Holy Cross

Average RPI Win:	183	WON-LOST	WINNING	LAST 10	STRENGTH OF	OPP. STRENGTH	TEAM	ADJ	CONF.	ADJ CONF.	
Average RPI Loss:	48	RECORD	PCT. RANK	GAMES	SCHEDULE	OF SCHEDULE	RPI	RPI	RPI	RPI	
DIV. I ONLY	10-5-1	.65625	45	6-4-0	200	177	120	.48257	113	20	20
DIV. I NON-CONF.	4-2-1	.64286	48	0-1-0	197	189	128	.46875	123	16	18
TOTALS	RPI 1-25	RPI 26-50	W-L RECORDS	RPI 51-100	RPI 101-150	RPI 150+					
10-5-1	0-0-0	0-4-0	OVERALL	0-1-0	1-0-1	9-0-0					
4-2-0	0-0-0	0-2-0	HOME	0-0-0	1-0-0	3-0-0					
4-3-1	0-0-0	0-2-0	AWAY	0-1-0	0-0-1	4-0-0					
2-0-0	0-0-0	0-0-0	NEUTRAL	0-0-0	0-0-0	2-0-0					
4-2-1	0-0-0	0-1-0	NON-CONFERENCE	0-1-0	0-0-1	4-0-0					
1-1-0	0-0-0	0-1-0	HOME	0-0-0	0-0-0	1-0-0					
1-1-1	0-0-0	0-0-	AWAY	0-1-0	0-0-1	1-0-0					
2-0-0	0-0-0	0-0-0	NEUTRAL	0-0-0	0-0-0	2-0-0					
6-3-0	0-0-0	0-3-0	CONFERENCE	0-0-0	1-0-0	5-0-0					
3-1-0	0-0-0	0-1-0	HOME	0-0-0	1-0-0	2-0-0					
3-2-0	0-0-0	0-2-0	AWAY	0-0-0	0-0-0	3-0-0					
0-0-0	0-0-0	0-0-0	NEUTRAL	0-0-0	0-0-0	0-0-0					
RPI S	Opponent	Score	RPI S	Opponent	Score	RPI S	Opponent	Score	RPI S	Opponent	Score
			28 H	Coastal Caro.	0 2	89 A	North Carolina St.	1 4	101 H	High Point	1 0
			38 H	Davidson	1 2				145 A	Marshall	2 2
			41 A	Winthrop	0 2				162 H	Campbell	2 1
			44 A	Radford	0 2				179 N	Robert Morris	2 1
									191 A	Longwood	1 0
									193 N	USC Upstate	3 1
									195 H	UNC Asheville	3 1
									197 A	Gardner-Webb	1 0
									201 H	Howard	4 0
									203 A	VMI	5 0
									204 A	Presbyterian	1 0
			LAST 10 GAMES								
			101 H	High Point	1 0	191 A	Longwood	1 0			
			162 H	Campbell	2 1	28 H	Coastal Caro.	0 2			
			204 A	Presbyterian	1 0	197 A	Gardner-Webb	1 0			
			89 A	North Carolina St.	1 4	44 A	Radford	0 2			
			195 H	UNC Asheville	3 1	41 A	Winthrop	0 2			

Non-Div. I Games: Bluefield Col. 2 1

Liberty

Average RPI Win: 130		WON-LOST RECORD	WINNING PCT. RANK		LAST 10 GAMES	STRENGTH OF SCHEDULE	OPP. STRENGTH OF SCHEDULE	TEAM RPI	ADJ RPI	CONF. RPI	ADJ CONF. RPI			
Average RPI Loss: 55														
DIV. I ONLY		6-9-1	.40625	142	4-6-0	79	33	119	.48165	114	5	5		
DIV. I NON-CONF.		4-3-1	.5625	81	2-0-0	125	48	131	.46359	126	5	5		
<hr/>														
TOTALS		RPI 1-25		RPI 26-50		W-L RECORDS		RPI 51-100		RPI 101-150		RPI 150+		
6-9-1		0-3-0		0-3-1		OVERALL		2-1-0		2-2-0		2-0-0		
4-4-0		0-1-0		0-1-0		HOME		1-1-0		1-1-0		2-0-0		
2-5-1		0-2-0		0-2-1		AWAY		1-0-0		1-1-0		0-0-0		
0-0-0		0-0-0		0-0-0		NEUTRAL		0-0-0		0-0-0		0-0-0		
4-3-1		0-1-0		0-0-1		NON-CONFERENCE		2-0-0		1-2-0		1-0-0		
3-1-0		0-0-0		0-0-0		HOME		1-0-0		1-1-0		1-0-0		
1-2-1		0-1-0		0-1-		AWAY		1-0-0		0-1-0		0-0-0		
0-0-0		0-0-0		0-0-0		NEUTRAL		0-0-0		0-0-0		0-0-0		
2-6-0		0-2-0		0-3-0		CONFERENCE		0-1-0		1-0-0		1-0-0		
1-3-0		0-1-0		0-1-0		HOME		0-1-0		0-0-0		1-0-0		
1-3-0		0-1-0		0-2-0		AWAY		0-0-0		1-0-0		0-0-0		
0-0-0		0-0-0		0-0-0		NEUTRAL		0-0-0		0-0-0		0-0-0		
RPI	S	Opponent		Score	RPI	S	Opponent		Score	RPI	S	Opponent		Score
3	A	Charlotte		3 4	26	H	UAB		2 3	53	A	Michigan		1 0
7	A	Michigan St.		0 3	30	A	New Mexico		0 2	76	H	South Carolina		4 5
25	H	Kentucky		0 1	39	A	Old Dominion		2 3	83	H	San Diego St.		2 1
					42	A	Elon		0 0					

Non-Div. I Games:

FIU

Average RPI Win:	154	WON-LOST	WINNING	LAST 10	STRENGTH OF	OPP. STRENGTH	TEAM	ADJ	CONF.	ADJ CONF.		
Average RPI Loss:	115	RECORD	PCT. RANK	GAMES	SCHEDULE	OF SCHEDULE	RPI	RPI	RPI	RPI		
DIV. I ONLY		9-7-2	.55556	89	5-5-0	124	191	108	.48013	115	15	15
DIV. I NON-CONF.		3-2-2	.57143	76	0-0-0	167	202	129	.4561	137	21	21
<hr/>												
TOTALS	RPI 1-25	RPI 26-50		W-L RECORDS		RPI 51-100		RPI 101-150		RPI 150+		
9-7-2	0-0-0	0-0-0		OVERALL		1-4-0		3-1-0		5-2-2		
6-2-0	0-0-0	0-0-0		HOME		1-1-0		2-1-0		3-0-0		
3-5-2	0-0-0	0-0-0		AWAY		0-3-0		1-0-0		2-2-2		
0-0-0	0-0-0	0-0-0		NEUTRAL		0-0-0		0-0-0		0-0-0		
<hr/>												
3-2-2	0-0-0	0-0-0		NON-CONFERENCE		0-0-0		1-0-0		2-2-2		
2-0-0	0-0-0	0-0-0		HOME		0-0-0		1-0-0		1-0-0		
1-2-2	0-0-0	0-0-		AWAY		0-0-0		0-0-0		1-2-2		
0-0-0	0-0-0	0-0-0		NEUTRAL		0-0-0		0-0-0		0-0-0		
<hr/>												
6-5-0	0-0-0	0-0-0		CONFERENCE		1-4-0		2-1-0		3-0-0		
4-2-0	0-0-0	0-0-0		HOME		1-1-0		1-1-0		2-0-0		
2-3-0	0-0-0	0-0-0		AWAY		0-3-0		1-0-0		1-0-0		
0-0-0	0-0-0	0-0-0		NEUTRAL		0-0-0		0-0-0		0-0-0		
<hr/>												
RPI S	Opponent	Score	RPI S	Opponent	Score	RPI S	Opponent	Score	RPI S	Opponent	Score	
					73 A Monmouth		0	1	111 H Bryant		3 0	
					78 A Quinnipiac		1	2	128 H Fairfield		3 0	
					96 H Iona		0	1	128 H Fairfield		0 1	
					97 A Canisius		1	4	149 A Marist		2 0	
					98 H Siena		6	1	152 A Saint Joseph's		1 1	
									154 A St. Francis Brooklyn		0 2	
									165 H Niagara		5 2	
									173 A LIU Brooklyn		5 2	
									174 A NJIT		3 3	
									178 H Saint Peter's		4 0	
									179 A Robert Morris		0 3	
									187 A Manhattan		1 0	
									198 H St. Bonaventure		5 0	
					<hr/>							
LAST 10 GAMES												
128 H Fairfield					0	1	187 A Manhattan					1 0
149 A Marist					2	0	165 H Niagara					5 2
73 A Monmouth					0	1	78 A Quinnipiac					1 2
98 H Siena					6	1	97 A Canisius					1 4
178 H Saint Peter's					4	0	96 H Iona					0 1

Non-Div. I Games:

Rider

Average RPI Win:		115	WON-LOST RECORD		WINNING PCT. RANK	LAST 10 GAMES	STRENGTH OF SCHEDULE		OPP. STRENGTH OF SCHEDULE	TEAM RPI	ADJ RPI	CONF. RPI	ADJ CONF. RPI				
Average RPI Loss:		89															
DIV. I ONLY			8-7-4		.52632	101	3-5-2		142	43	114	.47915	116	6	6		
DIV. I NON-CONF.			5-2-2		.66667	38	0-0-0		177	75	133	.45929	135	6	6		
TOTALS		RPI 1-25		RPI 26-50		W-L RECORDS		RPI 51-100		RPI 101-150		RPI 150+					
8-7-4		0-0-2		0-2-1		OVERALL		4-3-0		2-1-0		2-1-1					
5-4-2		0-0-1		0-1-0		HOME		2-1-0		1-1-0		2-1-1					
3-3-2		0-0-1		0-1-1		AWAY		2-2-0		1-0-0		0-0-0					
0-0-0		0-0-0		0-0-0		NEUTRAL		0-0-0		0-0-0		0-0-0					
5-2-2		0-0-1		0-1-0		NON-CONFERENCE		2-0-0		1-0-0		2-1-1					
4-1-1		0-0-0		0-0-0		HOME		1-0-0		1-0-0		2-1-1					
1-1-1		0-0-1		0-0-		AWAY		1-0-0		0-0-0		0-0-0					
0-0-0		0-0-0		0-0-0		NEUTRAL		0-0-0		0-0-0		0-0-0					
3-5-2		0-0-1		0-1-1		CONFERENCE		2-3-0		1-1-0		0-0-0					
1-3-1		0-0-1		0-1-0		HOME		1-1-0		0-1-0		0-0-0					
2-2-1		0-0-0		0-0-1		AWAY		1-2-0		1-0-0		0-0-0					
0-0-0		0-0-0		0-0-0		NEUTRAL		0-0-0		0-0-0		0-0-0					
RPI	S	Opponent		Score		RPI	S	Opponent		Score		RPI	S	Opponent		Score	
1	A	UCLA		0	0	38	A	Davidson		3	4	54	H	CSUN		2	1
17	H	UC Irvine		1	1	47	A	UC Santa Barbara		2	2	57	H	San Francisco		2	1
						47	H	UC Santa Barbara		0	2	66	A	Cal St. Fullerton		2	3
												70	A	UC Davis		1	2
												70	H	UC Davis		0	1
												89	A	North Carolina St.		3	1
												93	A	UC Riverside		1	0
												200	H	Pacific		1	2
LAST 10 GAMES																	
						70	A	UC Davis		1	2	135	A	Sacramento St.		3	1
						47	H	UC Santa Barbara		0	2	66	A	Cal St. Fullerton		2	3
						135	H	Sacramento St.		1	2	93	A	UC Riverside		1	0
						47	A	UC Santa Barbara		2	2	54	H	CSUN		2	1
						70	H	UC Davis		0	1	17	H	UC Irvine		1	1

Non-Div. I Games:

Cal Poly

Average RPI Win:	143	WON-LOST	WINNING	LAST 10	STRENGTH OF	OPP. STRENGTH	TEAM	ADJ	CONF.	ADJ CONF.	
Average RPI Loss:	117	RECORD	PCT. RANK	GAMES	SCHEDULE	OF SCHEDULE	RPI	RPI	RPI	RPI	
DIV. I ONLY	10-6-2	.61111	58	5-4-1	178	157	107	.47814	117	19	18
DIV. I NON-CONF.	6-3-1	.65	43	1-1-0	146	129	95	.49301	104	18	17
<hr/>											
TOTALS	RPI 1-25	RPI 26-50		W-L RECORDS	RPI 51-100		RPI 101-150		RPI 150+		
10-6-2	1-0-0	0-0-0		OVERALL	1-3-1		2-1-0		6-2-1		
8-1-0	1-0-0	0-0-0		HOME	1-0-0		2-0-0		4-1-0		
2-5-2	0-0-0	0-0-0		AWAY	0-3-1		0-1-0		2-1-1		
0-0-0	0-0-0	0-0-0		NEUTRAL	0-0-0		0-0-0		0-0-0		
<hr/>											
6-3-1	1-0-0	0-0-0		NON-CONFERENCE	1-2-0		1-0-0		3-1-1		
5-0-0	1-0-0	0-0-0		HOME	1-0-0		1-0-0		2-0-0		
1-3-1	0-0-0	0-0-		AWAY	0-2-0		0-0-0		1-1-1		
0-0-0	0-0-0	0-0-0		NEUTRAL	0-0-0		0-0-0		0-0-0		
<hr/>											
4-3-1	0-0-0	0-0-0		CONFERENCE	0-1-1		1-1-0		3-1-0		
3-1-0	0-0-0	0-0-0		HOME	0-0-0		1-0-0		2-1-0		
1-2-1	0-0-0	0-0-0		AWAY	0-1-1		0-1-0		1-0-0		
0-0-0	0-0-0	0-0-0		NEUTRAL	0-0-0		0-0-0		0-0-0		
<hr/>											
RPI S	Opponent	Score		RPI S	Opponent	Score		RPI S	Opponent	Score	
25 H	Kentucky	1	0					120 A	Detroit	1	2
						69 A	Bowling Green	1	2		
						83 A	San Diego St.	2	3	123 H	Ill.-Chicago
						87 A	Valparaiso	2	5	144 H	IUPUI
						90 H	Duquesne	1	0	157 H	Milwaukee
						92 A	Oakland	1	1	159 H	Cleveland St.
										166 A	Grand Canyon
										169 H	IPFW
										170 A	Cincinnati
										179 H	Robert Morris
										182 A	Northern Ky.
										185 A	Green Bay
										196 H	Belmont
<hr/>											
LAST 10 GAMES											
				69 A	Bowling Green	1	2	159 H	Cleveland St.	1	3
				92 A	Oakland	1	1	87 A	Valparaiso	2	5
				123 H	Ill.-Chicago	2	1	157 H	Milwaukee	3	0
				169 H	IPFW	3	1	196 H	Belmont	3	0
				185 A	Green Bay	1	0	120 A	Detroit	1	2

Non-Div. I Games:

Wright St.

Average RPI Win:	154	WON-LOST RECORD	WINNING PCT. RANK	LAST 10 GAMES	STRENGTH OF SCHEDULE	OPP. STRENGTH OF SCHEDULE	TEAM RPI	ADJ RPI	CONF. RPI	ADJ CONF. RPI	
DIV. I ONLY		6-7-5	.47222 116	3-5-2	89	130	122	.47668 118	9	10	
DIV. I NON-CONF.		3-3-3	.5 105	0-1-0	113	187	132	.45989 134	10	10	
<hr/>											
TOTALS	RPI 1-25	RPI 26-50		W-L RECORDS	RPI 51-100		RPI 101-150		RPI 150+		
6-7-5	0-0-0	0-2-1		OVERALL	0-2-1		2-2-3		4-1-0		
3-3-3	0-0-0	0-0-0		HOME	0-0-1		1-2-2		2-1-0		
3-3-2	0-0-0	0-1-1		AWAY	0-2-0		1-0-1		2-0-0		
0-1-0	0-0-0	0-1-0		NEUTRAL	0-0-0		0-0-0		0-0-0		
<hr/>											
3-3-3	0-0-0	0-0-0		NON-CONFERENCE	0-1-1		0-1-2		3-1-0		
1-2-2	0-0-0	0-0-0		HOME	0-0-1		0-1-1		1-1-0		
2-1-1	0-0-0	0-0-		AWAY	0-1-0		0-0-1		2-0-0		
0-0-0	0-0-0	0-0-0		NEUTRAL	0-0-0		0-0-0		0-0-0		
<hr/>											
3-4-2	0-0-0	0-2-1		CONFERENCE	0-1-0		2-1-1		1-0-0		
2-1-1	0-0-0	0-0-0		HOME	0-0-0		1-1-1		1-0-0		
1-2-1	0-0-0	0-1-1		AWAY	0-1-0		1-0-0		0-0-0		
0-1-0	0-0-0	0-1-0		NEUTRAL	0-0-0		0-0-0		0-0-0		
<hr/>											
RPI S	Opponent	Score	RPI S	Opponent	Score	RPI S	Opponent	Score	RPI S	Opponent	Score
			31 A	American	0 0	74 A	Lehigh	1 2	106 H	Bucknell	1 2
			33 A	Boston U.	0 2	78 H	Quinnipiac	0 0	112 H	Holy Cross	3 3
			50 N	Navy	0 1	99 A	Rutgers	0 1	122 H	Air Force	0 0
									127 A	Colgate	2 1
									128 H	Fairfield	0 1
									131 H	Loyola Maryland	2 1
									149 A	Marist	1 1
									152 A	Saint Joseph's	1 0
									154 H	St. Francis Brooklyn	0 2
									156 H	Lafayette	1 0
									176 A	Binghamton	1 0
									181 H	Central Conn. St.	3 0
<hr/>											
LAST 10 GAMES											
			50 N	Navy	0 1	31 A	American	0 0			
			156 H	Lafayette	1 0	131 H	Loyola Maryland	2 1			
			112 H	Holy Cross	3 3	127 A	Colgate	2 1			
			74 A	Lehigh	1 2	33 A	Boston U.	0 2			
			99 A	Rutgers	0 1	106 H	Bucknell	1 2			

Non-Div. I Games:

Army

Average RPI Win:	97	WON-LOST	WINNING	LAST 10	STRENGTH OF	OPP. STRENGTH	TEAM	ADJ	CONF.	ADJ CONF.		
Average RPI Loss:	90	RECORD	PCT. RANK	GAMES	SCHEDULE	OF SCHEDULE	RPI	RPI	RPI	RPI		
DIV. I ONLY		7-5-5	.55882	85	3-2-5	149	62	112	.4762	119	17	17
DIV. I NON-CONF.		5-3-3	.59091	71	2-0-3	99	25	77	.50719	83	14	14
<hr/>												
TOTALS	RPI 1-25	RPI 26-50		W-L RECORDS		RPI 51-100		RPI 101-150		RPI 150+		
7-5-5	1-1-0	0-0-0		OVERALL		3-2-1		3-1-3		0-1-1		
7-0-2	1-0-0	0-0-0		HOME		3-0-1		3-0-1		0-0-0		
0-5-3	0-1-0	0-0-0		AWAY		0-2-0		0-1-2		0-1-1		
0-0-0	0-0-0	0-0-0		NEUTRAL		0-0-0		0-0-0		0-0-0		
<hr/>												
5-3-3	1-1-0	0-0-0		NON-CONFERENCE		3-2-0		1-0-3		0-0-0		
5-0-1	1-0-0	0-0-0		HOME		3-0-0		1-0-1		0-0-0		
0-3-2	0-1-0	0-0-		AWAY		0-2-0		0-0-2		0-0-0		
0-0-0	0-0-0	0-0-0		NEUTRAL		0-0-0		0-0-0		0-0-0		
<hr/>												
2-2-2	0-0-0	0-0-0		CONFERENCE		0-0-1		2-1-0		0-1-1		
2-0-1	0-0-0	0-0-0		HOME		0-0-1		2-0-0		0-0-0		
0-2-1	0-0-0	0-0-0		AWAY		0-0-0		0-1-0		0-1-1		
0-0-0	0-0-0	0-0-0		NEUTRAL		0-0-0		0-0-0		0-0-0		
<hr/>												
RPI S	Opponent	Score		RPI S	Opponent	Score		RPI S	Opponent	Score		
7 A	Michigan St.	0	1			58 A	Butler	1	2	123 H	Ill.-Chicago	3 2
20 H	Northwestern	1	0			68 H	Missouri St.	0	0	124 A	DePaul	0 0
						71 H	Dayton	2	0	126 A	Wisconsin	1 1
						87 A	Valparaiso	0	1	130 A	Evansville	1 2
						88 H	Utah Valley	1	0	141 H	SIUE	1 0
						95 H	Western Mich.	1	0	143 H	Bradley	2 1
										146 H	Northern Ill.	0 0
										168 A	Drake	1 2
										175 A	Central Ark.	1 1
<hr/>												
LAST 10 GAMES												
141 H SIUE				1	0	68 H Missouri St.				0	0	
130 A Evansville				1	2	126 A Wisconsin				1	1	
20 H Northwestern				1	0	168 A Drake				1	2	
175 A Central Ark.				1	1	146 H Northern Ill.				0	0	
123 H Ill.-Chicago				3	2	124 A DePaul				0	0	

Non-Div. I Games:

Loyola Chicago

Average RPI Win: 133		WON-LOST RECORD		WINNING PCT. RANK		LAST 10 GAMES		STRENGTH OF SCHEDULE		OPP. STRENGTH OF SCHEDULE		TEAM RPI		ADJ RPI		CONF. RPI		ADJ CONF. RPI	
DIV. I ONLY		9-6-4		.57895 80		5-2-3		152		150		113		.47078 120		19		18	
DIV. I NON-CONF.		3-4-4		.45455 129		0-1-3		124		111		98		.48437 111		18		17	
TOTALS		RPI 1-25		RPI 26-50		W-L RECORDS		RPI 51-100		RPI 101-150		RPI 150+							
9-6-4		0-0-0		0-0-0		OVERALL		3-3-2		2-0-1		4-3-1							
3-2-1		0-0-0		0-0-0		HOME		0-2-0		1-0-0		2-0-1							
5-3-3		0-0-0		0-0-0		AWAY		2-1-2		1-0-1		2-2-0							
1-1-0		0-0-0		0-0-0		NEUTRAL		1-0-0		0-0-0		0-1-0							
3-4-4		0-0-0		0-0-0		NON-CONFERENCE		2-2-2		0-0-1		1-2-1							
0-1-1		0-0-0		0-0-0		HOME		0-1-0		0-0-0		0-0-1							
2-2-3		0-0-0		0-0-		AWAY		1-1-2		0-0-1		1-1-0							
1-1-0		0-0-0		0-0-0		NEUTRAL		1-0-0		0-0-0		0-1-0							
6-2-0		0-0-0		0-0-0		CONFERENCE		1-1-0		2-0-0		3-1-0							
3-1-0		0-0-0		0-0-0		HOME		0-1-0		1-0-0		2-0-0							
3-1-0		0-0-0		0-0-0		AWAY		1-0-0		1-0-0		1-1-0							
0-0-0		0-0-0		0-0-0		NEUTRAL		0-0-0		0-0-0		0-0-0							
RPI	S	Opponent		Score	RPI	S	Opponent		Score	RPI	S	Opponent		Score					
							53	A	Michigan	0	0		117	H	Wright St.	2	1		
							56	A	UNLV	0	0		123	A	Ill.-Chicago	2	1		
							66	N	Cal St. Fullerton	2	1		144	A	IUPUI	0	0		
							69	H	Bowling Green	0	1		155	A	Buffalo	2	3		
							71	A	Dayton	0	3		157	A	Milwaukee	0	2		
							87	A	Valparaiso	1	0		159	H	Cleveland St.	3	0		
							92	H	Oakland	1	2		165	A	Niagara	1	0		
							95	A	Western Mich.	2	1		169	H	IPFW	1	1		
													182	N	Northern Ky.	0	1		
													185	H	Green Bay	3	0		
													196	A	Belmont	1	0		
LAST 10 GAMES																			
							157	A	Milwaukee	0	2		53	A	Michigan	0	0		
							144	A	IUPUI	0	0		87	A	Valparaiso	1	0		
							196	A	Belmont	1	0		185	H	Green Bay	3	0		
							69	H	Bowling Green	0	1		169	H	IPFW	1	1		
							159	H	Cleveland St.	3	0		123	A	Ill.-Chicago	2	1		

Non-Div. I Games:

Detroit

Average RPI Win:	149	WON-LOST RECORD	WINNING PCT. RANK	LAST 10 GAMES	STRENGTH OF SCHEDULE	OPP. STRENGTH OF SCHEDULE	TEAM RPI	ADJ RPI	CONF. RPI	ADJ CONF. RPI	
DIV. I ONLY	7-7-1	.5	103	4-5-1	164	97	127	.46965	121	10	9
DIV. I NON-CONF.	5-4-0	.55556	83	2-2-0	184	107	154	.44542	147	12	11
<hr/>											
TOTALS	RPI 1-25	RPI 26-50		W-L RECORDS	RPI 51-100		RPI 101-150		RPI 150+		
7-7-1	0-0-0	0-1-1		OVERALL	1-5-0		2-1-0		4-0-0		
2-3-1	0-0-0	0-1-1		HOME	1-1-0		1-1-0		0-0-0		
5-4-0	0-0-0	0-0-0		AWAY	0-4-0		1-0-0		4-0-0		
0-0-0	0-0-0	0-0-0		NEUTRAL	0-0-0		0-0-0		0-0-0		
<hr/>											
5-4-0	0-0-0	0-0-0		NON-CONFERENCE	1-3-0		1-1-0		3-0-0		
2-2-0	0-0-0	0-0-0		HOME	1-1-0		1-1-0		0-0-0		
3-2-0	0-0-0	0-0-		AWAY	0-2-0		0-0-0		3-0-0		
0-0-0	0-0-0	0-0-0		NEUTRAL	0-0-0		0-0-0		0-0-0		
<hr/>											
2-3-1	0-0-0	0-1-1		CONFERENCE	0-2-0		1-0-0		1-0-0		
0-1-1	0-0-0	0-1-1		HOME	0-0-0		0-0-0		0-0-0		
2-2-0	0-0-0	0-0-0		AWAY	0-2-0		1-0-0		1-0-0		
0-0-0	0-0-0	0-0-0		NEUTRAL	0-0-0		0-0-0		0-0-0		
<hr/>											
RPI S	Opponent	Score	RPI S	Opponent	Score	RPI S	Opponent	Score	RPI S	Opponent	Score
			29 H	Dartmouth	0 1	53 H	Michigan	3 0	104 A	Penn	2 1
			36 H	Princeton	1 1	55 A	Harvard	0 1	136 H	Fordham	2 0
						67 H	Seton Hall	0 1	149 H	Marist	2 3
						77 A	Brown	0 1	173 A	LIU Brooklyn	3 2
						78 A	Quinnipiac	0 2	176 A	Binghamton	1 0
						96 A	Iona	0 2	199 A	Yale	2 1
									205 A	Sacred Heart	1 0
<hr/>											
LAST 10 GAMES											
			55 A	Harvard	0 1	36 H	Princeton	1 1			
			205 A	Sacred Heart	1 0	104 A	Penn	2 1			
			199 A	Yale	2 1	67 H	Seton Hall	0 1			
			29 H	Dartmouth	0 1	77 A	Brown	0 1			
			176 A	Binghamton	1 0	96 A	Iona	0 2			

Non-Div. I Games:

Columbia

Average RPI Win:	121	WON-LOST	WINNING	LAST 10	STRENGTH OF	OPP. STRENGTH	TEAM	ADJ	CONF.	ADJ CONF.	
Average RPI Loss:	103	RECORD	PCT. RANK	GAMES	SCHEDULE	OF SCHEDULE	RPI	RPI	RPI	RPI	
DIV. I ONLY	7-7-4	.5	103	3-6-1	110	113	118	.4687	122	14	14
DIV. I NON-CONF.	4-1-3	.6875	35	0-0-0	75	66	87	.50595	86	17	15
<hr/>											
TOTALS	RPI 1-25	RPI 26-50		W-L RECORDS		RPI 51-100		RPI 101-150		RPI 150+	
7-7-4	0-0-0	0-1-1		OVERALL		2-3-1		4-2-1		1-1-1	
5-3-1	0-0-0	0-1-1		HOME		2-1-0		2-1-0		1-0-0	
2-4-3	0-0-0	0-0-0		AWAY		0-2-1		2-1-1		0-1-1	
0-0-0	0-0-0	0-0-0		NEUTRAL		0-0-0		0-0-0		0-0-0	
<hr/>											
4-1-3	0-0-0	0-0-1		NON-CONFERENCE		2-1-1		1-0-1		1-0-0	
3-0-1	0-0-0	0-0-1		HOME		2-0-0		0-0-0		1-0-0	
1-1-2	0-0-0	0-0-		AWAY		0-1-1		1-0-1		0-0-0	
0-0-0	0-0-0	0-0-0		NEUTRAL		0-0-0		0-0-0		0-0-0	
<hr/>											
3-6-1	0-0-0	0-1-0		CONFERENCE		0-2-0		3-2-0		0-1-1	
2-3-0	0-0-0	0-1-0		HOME		0-1-0		2-1-0		0-0-0	
1-3-1	0-0-0	0-0-0		AWAY		0-1-0		1-1-0		0-1-1	
0-0-0	0-0-0	0-0-0		NEUTRAL		0-0-0		0-0-0		0-0-0	
<hr/>											
RPI S	Opponent	Score	RPI S	Opponent	Score	RPI S	Opponent	Score	RPI S	Opponent	Score
			46 H	Seattle	0 1	54 H	CSUN	2 1	118 A	Army	0 0
			50 H	Navy	1 1	56 A	UNLV	0 2	129 A	UMKC	1 3
						68 A	Missouri St.	0 1	129 H	UMKC	2 0
						70 A	UC Davis	1 1	134 A	Incarnate Word	2 1
						88 H	Utah Valley	1 2	135 A	Sacramento St.	1 0
						92 H	Oakland	1 0	137 H	Bakersfield	4 2
									147 H	San Jose St.	1 5
									163 H	New Hampshire	2 0
									166 A	Grand Canyon	0 0
									186 A	Houston Baptist	1 2
			LAST 10 GAMES								
			186 A	Houston Baptist	1 2	166 A	Grand Canyon	0 0			
			134 A	Incarnate Word	2 1	56 A	UNLV	0 2			
			129 A	UMKC	1 3	137 H	Bakersfield	4 2			
			46 H	Seattle	0 1	147 H	San Jose St.	1 5			
			88 H	Utah Valley	1 2	129 H	UMKC	2 0			

Non-Div. I Games:

Air Force

Average RPI Win: 126		WON-LOST	WINNING	LAST 10	STRENGTH OF		OPP. STRENGTH	TEAM	ADJ	CONF.	ADJ CONF.
Average RPI Loss: 117		RECORD	PCT. RANK	GAMES	SCHEDULE		OF SCHEDULE	RPI	RPI	RPI	RPI
DIV. I ONLY		7-8-2	.47059	120	3-6-1		112	120	123	.46704	123
DIV. I NON-CONF.		4-4-1	.5	105	0-2-0		65	52	84	.50497	87
TOTALS		RPI 1-25	RPI 26-50		W-L RECORDS		RPI 51-100		RPI 101-150		RPI 150+
7-8-2		0-1-1	0-0-0		OVERALL		3-0-1		1-5-0		3-2-0
5-2-1		0-0-1	0-0-0		HOME		3-0-0		1-1-0		1-1-0
2-6-1		0-1-0	0-0-0		AWAY		0-0-1		0-4-0		2-1-0
0-0-0		0-0-0	0-0-0		NEUTRAL		0-0-0		0-0-0		0-0-0
4-4-1		0-1-1	0-0-0		NON-CONFERENCE		2-0-0		1-3-0		1-0-0
3-0-1		0-0-1	0-0-0		HOME		2-0-0		1-0-0		0-0-0
1-4-0		0-1-0	0-0-		AWAY		0-0-0		0-3-0		1-0-0
0-0-0		0-0-0	0-0-0		NEUTRAL		0-0-0		0-0-0		0-0-0
3-4-1		0-0-0	0-0-0		CONFERENCE		1-0-1		0-2-0		2-2-0
2-2-0		0-0-0	0-0-0		HOME		1-0-0		0-1-0		1-1-0
1-2-1		0-0-0	0-0-0		AWAY		0-0-1		0-1-0		1-1-0
0-0-0		0-0-0	0-0-0		NEUTRAL		0-0-0		0-0-0		0-0-0
RPI S	Opponent	Score		RPI S	Opponent	Score		RPI S	Opponent	Score	
7 H	Michigan St.	0	0					57 H	San Francisco	1	0
9 A	Creighton	1	3					66 H	Cal St. Fullerton	3	2
								87 H	Valparaiso	1	0
								92 A	Oakland	1	1
								107 A	Denver	0	1
								117 A	Wright St.	1	2
								119 A	Loyola Chicago	2	3
								120 H	Detroit	1	2
								124 H	DePaul	2	1
								146 A	Northern Ill.	0	1
								157 H	Milwaukee	1	2
								159 A	Cleveland St.	1	3
								168 A	Drake	1	0
								185 A	Green Bay	3	0
								196 H	Belmont	4	0
LAST 10 GAMES											
								185 A	Green Bay	3	0
								107 A	Denver	0	1
								120 H	Detroit	1	2
								87 H	Valparaiso	1	0
								92 A	Oakland	1	1

Non-Div. I Games:

Ill.-Chicago

Average RPI Win:	127	WON-LOST	WINNING	LAST 10	STRENGTH OF	OPP. STRENGTH	TEAM	ADJ	CONF.	ADJ CONF.				
Average RPI Loss:	57	RECORD	PCT. RANK	GAMES	SCHEDULE	OF SCHEDULE	RPI	RPI	RPI	RPI				
DIV. I ONLY		4-10-4	.33333	170	1-6-3	51	58	133	.46601	124	4	4		
DIV. I NON-CONF.		3-4-2	.44444	134	0-0-1	109	175	173	.43128	165	4	4		
<hr/>														
TOTALS	RPI 1-25	RPI 26-50		W-L RECORDS		RPI 51-100		RPI 101-150		RPI 150+				
4-10-4	0-5-0	0-1-0		OVERALL		2-2-2		0-1-2		2-1-0				
3-3-2	0-2-0	0-0-0		HOME		2-1-1		0-0-1		1-0-0				
1-7-2	0-3-0	0-1-0		AWAY		0-1-1		0-1-1		1-1-0				
0-0-0	0-0-0	0-0-0		NEUTRAL		0-0-0		0-0-0		0-0-0				
<hr/>														
3-4-2	0-1-0	0-0-0		NON-CONFERENCE		1-1-0		0-1-2		2-1-0				
2-1-1	0-0-0	0-0-0		HOME		1-1-0		0-0-1		1-0-0				
1-3-1	0-1-0	0-0-		AWAY		0-0-0		0-1-1		1-1-0				
0-0-0	0-0-0	0-0-0		NEUTRAL		0-0-0		0-0-0		0-0-0				
<hr/>														
1-6-2	0-4-0	0-1-0		CONFERENCE		1-1-2		0-0-0		0-0-0				
1-2-1	0-2-0	0-0-0		HOME		1-0-1		0-0-0		0-0-0				
0-4-1	0-2-0	0-1-0		AWAY		0-1-1		0-0-0		0-0-0				
0-0-0	0-0-0	0-0-0		NEUTRAL		0-0-0		0-0-0		0-0-0				
<hr/>														
RPI	S	Opponent	Score		RPI	S	Opponent	Score		RPI	S	Opponent	Score	
5	H	Georgetown	0	2	48	A	Marquette	0	4	58	H	Butler	0	0
9	H	Creighton	1	2						67	H	Seton Hall	3	1
13	A	Providence	1	2						84	A	Villanova	0	4
18	A	Xavier	0	2						85	A	St. John's (NY)	1	1
20	A	Northwestern	0	1						88	H	Utah Valley	1	0
										95	H	Western Mich.	0	1
											</			

Non-Div. I Games:

DePaul

FGCU

FGCU

Average RPI Win:	120	WON-LOST RECORD	WINNING PCT. RANK	LAST 10 GAMES	STRENGTH OF SCHEDULE	OPP. STRENGTH OF SCHEDULE	TEAM RPI	ADJ RPI	CONF. RPI	ADJ CONF. RPI	
DIV. I ONLY		3-12-3	.25 185	2-6-2	33	21	140	.46465 126	3	2	
DIV. I NON-CONF.		3-4-2	.44444 134	2-0-1	41	78	137	.46229 130	1	1	
<hr/>											
TOTALS	RPI 1-25	RPI 26-50		W-L RECORDS	RPI 51-100		RPI 101-150		RPI 150+		
3-12-3	1-6-1	0-2-0		OVERALL	0-4-1		0-0-1		2-0-0		
3-4-3	1-1-1	0-0-0		HOME	0-3-1		0-0-1		2-0-0		
0-7-0	0-5-0	0-2-0		AWAY	0-0-0		0-0-0		0-0-0		
0-1-0	0-0-0	0-0-0		NEUTRAL	0-1-0		0-0-0		0-0-0		
3-4-2	1-1-0	0-2-0		NON-CONFERENCE	0-1-1		0-0-1		2-0-0		
3-1-2	1-0-0	0-0-0		HOME	0-1-1		0-0-1		2-0-0		
0-3-0	0-1-0	0-0-		AWAY	0-0-0		0-0-0		0-0-0		
0-0-0	0-0-0	0-0-0		NEUTRAL	0-0-0		0-0-0		0-0-0		
0-8-1	0-5-1	0-0-0		CONFERENCE	0-3-0		0-0-0		0-0-0		
0-3-1	0-1-1	0-0-0		HOME	0-2-0		0-0-0		0-0-0		
0-4-0	0-4-0	0-0-0		AWAY	0-0-0		0-0-0		0-0-0		
0-1-0	0-0-0	0-0-0		NEUTRAL	0-1-0		0-0-0		0-0-0		
RPI S	Opponent	Score	RPI S	Opponent	Score	RPI S	Opponent	Score	RPI S	Opponent	Score
5 A	Georgetown	1 4	34 A	George Mason	1 2	53 H	Michigan	1 2	119 H	Loyola Chicago	1 1
6 H	Indiana	2 2	48 A	Marquette	0 2	57 H	San Francisco	1 2	157 H	Milwaukee	1 0
7 A	Michigan St.	1 2				85 H	St. John's (NY)	1 1	185 H	Green Bay	1 0
16 A	Maryland	0 2				99 H	Rutgers	2 3			
18 H	Xavier	4 0				99 N	Rutgers	2 5			
19 A	Penn St.	1 2									
20 A	Northwestern	0 2									
23 H	Ohio St.	0 2									
<hr/>											
LAST 10 GAMES											
99 N Rutgers 2 5						23 H Ohio St. 0 2					
20 A Northwestern 0 2						119 H Loyola Chicago 1 1					
6 H Indiana 2 2						7 A Michigan St. 1 2					
19 A Penn St. 1 2						185 H Green Bay 1 0					
157 H Milwaukee 1 0						53 H Michigan 1 2					

Non-Div. I Games:

Wisconsin

Average RPI Win: 134		WON-LOST RECORD	WINNING PCT. RANK		LAST 10 GAMES		STRENGTH OF SCHEDULE		OPP. STRENGTH OF SCHEDULE		TEAM RPI		ADJ RPI		CONF. RPI		ADJ CONF. RPI	
Average RPI Loss: 77			6-10-2	.38889	146	2-7-1	95	101	136	.46278	127	9	10					
DIV. I ONLY		4-4-1	.5	105	1-1-0	115	141	148	.44934	143	10	10						
DIV. I NON-CONF.																		
TOTALS		RPI 1-25		RPI 26-50		W-L RECORDS		RPI 51-100		RPI 101-150		RPI 150+						
6-10-2		0-0-0		0-4-0		OVERALL		2-3-0		1-2-1		3-1-1						
4-5-1		0-0-0		0-1-0		HOME		2-2-0		0-1-1		2-1-0						
2-5-1		0-0-0		0-3-0		AWAY		0-1-0		1-1-0		1-0-1						
0-0-0		0-0-0		0-0-0		NEUTRAL		0-0-0		0-0-0		0-0-0						
4-4-1		0-0-0		0-1-0		NON-CONFERENCE		2-2-0		0-0-0		2-1-1						
4-2-0		0-0-0		0-0-0		HOME		2-1-0		0-0-0		2-1-0						
0-2-1		0-0-0		0-0-		AWAY		0-1-0		0-0-0		0-0-1						
0-0-0		0-0-0		0-0-0		NEUTRAL		0-0-0		0-0-0		0-0-0						
2-6-1		0-0-0		0-3-0		CONFERENCE		0-1-0		1-2-1		1-0-0						
0-3-1		0-0-0		0-1-0		HOME		0-1-0		0-1-1		0-0-0						
2-3-0		0-0-0		0-2-0		AWAY		0-0-0		1-1-0		1-0-0						
0-0-0		0-0-0		0-0-0		NEUTRAL		0-0-0		0-0-0		0-0-0						
RPI	S	Opponent	Score	RPI	S	Opponent	Score	RPI	S	Opponent	Score	RPI	S	Opponent	Score			
				31	A	American	2 3	59	A	Loyola Marymount	0 1	106	H	Bucknell	1 1			
				33	A	Boston U.	0 2	61	H	Cornell	0 1	112	A	Holy Cross	3 2			
				47	A	UC Santa Barbara	1 4	62	H	St. Mary's (CA)	1 0	118	H	Army	1 2			
				50	H	Navy	0 2	74	H	Lehigh	1 3	131	A	Loyola Maryland	0 1			
								98	H	Siena	3 1	156	A	Lafayette	2 1			
												165	H	Niagara	1 2			
												171	A	Albany (NY)	1 1			
												184	H	Hartwick	1 0			
												190	H	Fairleigh Dickinson	3 1			
LAST 10 GAMES																		
				31	A	American	2 3	112	A	Holy Cross	3 2							
				74	H	Lehigh	1 3	61	H	Cornell	0 1							
				33	A	Boston U.	0 2	50	H	Navy	0 2							
				106	H	Bucknell	1 1	118	H	Army	1 2							
				184	H	Hartwick	1 0	131	A	Loyola Maryland	0 1							

Non-Div. I Games:

Colgate

Average RPI Win:	149	WON-LOST	WINNING	LAST 10	STRENGTH OF	OPP. STRENGTH	TEAM	ADJ	CONF.	ADJ CONF.	
Average RPI Loss:	133	RECORD	PCT. RANK	GAMES	SCHEDULE	OF SCHEDULE	RPI	RPI	RPI	RPI	
DIV. I ONLY	8-4-6	.61111	58	5-1-4	180	145	121	.46197	128	15	15
DIV. I NON-CONF.	3-2-2	.57143	76	0-0-0	203	135	169	.42228	173	21	21
TOTALS	RPI 1-25	RPI 26-50	W-L RECORDS		RPI 51-100	RPI 101-150		RPI 150+			
8-4-6	0-0-0	0-0-0	OVERALL		1-1-4	3-1-1		4-2-1			
3-1-3	0-0-0	0-0-0	HOME		0-1-2	0-0-1		3-0-0			
5-2-3	0-0-0	0-0-0	AWAY		1-0-2	3-1-0		1-1-1			
0-1-0	0-0-0	0-0-0	NEUTRAL		0-0-0	0-0-0		0-1-0			
3-2-2	0-0-0	0-0-0	NON-CONFERENCE		0-0-1	2-0-0		1-2-1			
1-0-1	0-0-0	0-0-0	HOME		0-0-1	0-0-0		1-0-0			
2-1-1	0-0-0	0-0-	AWAY		0-0-0	2-0-0		0-1-1			
0-1-0	0-0-0	0-0-0	NEUTRAL		0-0-0	0-0-0		0-1-0			
5-2-4	0-0-0	0-0-0	CONFERENCE		1-1-3	1-1-1		3-0-0			
2-1-2	0-0-0	0-0-0	HOME		0-1-1	0-0-1		2-0-0			
3-1-2	0-0-0	0-0-0	AWAY		1-0-2	1-1-0		1-0-0			
0-0-0	0-0-0	0-0-0	NEUTRAL		0-0-0	0-0-0		0-0-0			
RPI S	Opponent	Score	RPI S	Opponent	Score	RPI S	Opponent	Score	RPI S	Opponent	Score
						73 A	Monmouth	0 0	115 A	Rider	0 3
						77 H	Brown	0 0	115 A	Rider	1 0
						78 H	Quinnipiac	0 2	118 A	Army	1 0
						96 H	Iona	1 1	132 A	UMass Lowell	1 0
						97 A	Canisius	1 0	149 H	Marist	0 0
						98 A	Siena	0 0	163 N	New Hampshire	0 1
									165 H	Niagara	2 0
									177 A	Massachusetts	1 2
									178 A	Saint Peter's	1 0
									184 A	Hartwick	0 0
									187 H	Manhattan	3 2
									199 H	Yale	1 0
			LAST 10 GAMES								
			115 A	Rider	1 0	97 A	Canisius	1 0			
			78 H	Quinnipiac	0 2	187 H	Manhattan	3 2			
			96 H	Iona	1 1	73 A	Monmouth	0 0			
			165 H	Niagara	2 0	178 A	Saint Peter's	1 0			
			98 A	Siena	0 0	149 H	Marist	0 0			

Non-Div. I Games:

Fairfield

UMKC

Average RPI Win: 116		WON-LOST RECORD		WINNING PCT. RANK		LAST 10 GAMES		STRENGTH OF SCHEDULE		OPP. STRENGTH OF SCHEDULE		TEAM RPI		ADJ RPI		CONF. RPI		ADJ CONF. RPI	
DIV. I ONLY		7-9-2		.44444 129		5-4-1		98		127		124		.46182 129		14		14	
DIV. I NON-CONF.		2-5-1		.3125 161		0-0-0		92		89		114		.48043 115		17		15	
TOTALS		RPI 1-25		RPI 26-50		W-L RECORDS		RPI 51-100		RPI 101-150		RPI 150+							
7-9-2		0-2-0		1-0-0		OVERALL		2-1-1		2-4-1		2-2-0							
5-3-1		0-0-0		1-0-0		HOME		1-0-0		2-2-1		1-1-0							
2-6-1		0-2-0		0-0-0		AWAY		1-1-1		0-2-0		1-1-0							
0-0-0		0-0-0		0-0-0		NEUTRAL		0-0-0		0-0-0		0-0-0							
2-5-1		0-2-0		0-0-0		NON-CONFERENCE		0-1-1		1-1-0		1-1-0							
2-2-0		0-0-0		0-0-0		HOME		0-0-0		1-1-0		1-1-0							
0-3-1		0-2-0		0-0-		AWAY		0-1-1		0-0-0		0-0-0							
0-0-0		0-0-0		0-0-0		NEUTRAL		0-0-0		0-0-0		0-0-0							
5-4-1		0-0-0		1-0-0		CONFERENCE		2-0-0		1-3-1		1-1-0							
3-1-1		0-0-0		1-0-0		HOME		1-0-0		1-1-1		0-0-0							
2-3-0		0-0-0		0-0-0		AWAY		1-0-0		0-2-0		1-1-0							
0-0-0		0-0-0		0-0-0		NEUTRAL		0-0-0		0-0-0		0-0-0							
RPI S	Opponent	Score		RPI S	Opponent	Score		RPI S	Opponent	Score		RPI S	Opponent	Score					
9 A	Creighton	0	2	46 H	Seattle	3	2	56 A	UNLV	2	1	110 H	Omaha	0	1				
14 A	Saint Louis	0	2					68 A	Missouri St.	2	2	122 A	Air Force	0	2				
								88 H	Utah Valley	1	0	122 H	Air Force	3	1				
								99 A	Rutgers	0	1	134 A	Incarnate Word	0	3				
												137 H	Bakersfield	0	1				
												141 H	SIUE	2	1				
												147 H	San Jose St.	1	1				
												166 A	Grand Canyon	2	3				
												168 H	Drake	0	1				
												175 H	Central Ark.	1	0				
												186 A	Houston Baptist	3	1				
				LAST 10 GAMES															
				134 A	Incarnate Word	0	3	56 A	UNLV	2	1								
				186 A	Houston Baptist	3	1	166 A	Grand Canyon	2	3								
				122 H	Air Force	3	1	147 H	San Jose St.	1	1								
				88 H	Utah Valley	1	0	137 H	Bakersfield	0	1								
				46 H	Seattle	3	2	122 A	Air Force	0	2								

Non-Div. I Games:

UMKC

Average RPI Win:	147	WON-LOST RECORD	WINNING PCT. RANK	LAST 10 GAMES		STRENGTH OF SCHEDULE	OPP. STRENGTH OF SCHEDULE	TEAM RPI	ADJ RPI	CONF. RPI	ADJ CONF. RPI
DIV. I ONLY		6-10-1	.38235 151	4-6-0		80	89	130	.46173 130	17	17
DIV. I NON-CONF.		2-8-1	.22727 179	0-4-0		55	60	109	.4892 108	14	14
<hr/>											
TOTALS	RPI 1-25		RPI 26-50	W-L RECORDS		RPI 51-100		RPI 101-150		RPI 150+	
6-10-1	0-4-0		0-1-0	OVERALL		1-3-0		2-2-0		3-0-1	
4-5-0	0-2-0		0-0-0	HOME		1-1-0		1-2-0		2-0-0	
2-5-1	0-2-0		0-1-0	AWAY		0-2-0		1-0-0		1-0-1	
0-0-0	0-0-0		0-0-0	NEUTRAL		0-0-0		0-0-0		0-0-0	
2-8-1	0-4-0		0-1-0	NON-CONFERENCE		1-2-0		0-1-0		1-0-1	
2-4-0	0-2-0		0-0-0	HOME		1-1-0		0-1-0		1-0-0	
0-4-1	0-2-0		0-0-	AWAY		0-1-0		0-0-0		0-0-1	
0-0-0	0-0-0		0-0-0	NEUTRAL		0-0-0		0-0-0		0-0-0	
4-2-0	0-0-0		0-0-0	CONFERENCE		0-1-0		2-1-0		2-0-0	
2-1-0	0-0-0		0-0-0	HOME		0-0-0		1-1-0		1-0-0	
2-1-0	0-0-0		0-0-0	AWAY		0-1-0		1-0-0		1-0-0	
0-0-0	0-0-0		0-0-0	NEUTRAL		0-0-0		0-0-0		0-0-0	
<hr/>											
RPI S	Opponent	Score	RPI S	Opponent	Score	RPI S	Opponent	Score	RPI S	Opponent	Score
6 H	Indiana	0 2	37 A	Oregon St.	1 3	58 A	Butler	1 2	119 H	Loyola Chicago	2 1
14 A	Saint Louis	1 3				68 A	Missouri St.	0 1	141 H	SIUE	0 2
22 A	Louisville	0 3				80 H	Mercer	3 1	143 A	Bradley	2 1
25 H	Kentucky	1 5				91 H	Lipscomb	0 2	145 H	Marshall	0 1
									160 A	Portland	1 1
									168 A	Drake	4 1
									175 H	Central Ark.	3 0
									196 H	Belmont	5 0

Non-Div. I Games:

Evansville

Average RPI Win:	142	WON-LOST	WINNING	LAST 10	STRENGTH OF	OPP. STRENGTH	TEAM	ADJ	CONF.	ADJ CONF.	
Average RPI Loss:	99	RECORD	PCT. RANK	GAMES	SCHEDULE	OF SCHEDULE	RPI	RPI	RPI	RPI	
DIV. I ONLY	5-8-4	.41176	139	2-6-2	83	123	135	.46151	131	9	10
DIV. I NON-CONF.	3-3-2	.5	105	0-1-0	111	182	152	.44959	142	10	10
TOTALS	RPI 1-25	RPI 26-50	W-L RECORDS	RPI 51-100	RPI 101-150	RPI 150+					
5-8-4	0-0-0	0-2-2	OVERALL	1-1-1	2-3-1	2-2-0					
4-1-2	0-0-0	0-0-2	HOME	1-0-0	1-1-0	2-0-0					
1-7-2	0-0-0	0-2-0	AWAY	0-1-1	1-2-1	0-2-0					
0-0-0	0-0-0	0-0-0	NEUTRAL	0-0-0	0-0-0	0-0-0					
3-3-2	0-0-0	0-1-0	NON-CONFERENCE	0-1-1	1-0-1	2-1-0					
2-0-0	0-0-0	0-0-0	HOME	0-0-0	0-0-0	2-0-0					
1-3-2	0-0-0	0-0-	AWAY	0-1-1	1-0-1	0-1-0					
0-0-0	0-0-0	0-0-0	NEUTRAL	0-0-0	0-0-0	0-0-0					
2-5-2	0-0-0	0-1-2	CONFERENCE	1-0-0	1-3-0	0-1-0					
2-1-2	0-0-0	0-0-2	HOME	1-0-0	1-1-0	0-0-0					
0-4-0	0-0-0	0-1-0	AWAY	0-0-0	0-2-0	0-1-0					
0-0-0	0-0-0	0-0-0	NEUTRAL	0-0-0	0-0-0	0-0-0					
RPI S	Opponent	Score	RPI S	Opponent	Score	RPI S	Opponent	Score	RPI S	Opponent	Score
			31 A	American	0 1	63 A	UMBC	1 1	106 H	Bucknell	1 4
			33 H	Boston U.	1 1	72 A	Saint Francis (PA)	0 2	112 A	Holy Cross	0 2
			36 A	Princeton	0 1	74 H	Lehigh	2 1	118 A	Army	1 2
			50 H	Navy	1 1				127 H	Colgate	1 0
									148 A	Stetson	1 1
									150 A	Drexel	1 0
									156 A	Lafayette	0 1
									158 H	La Salle	1 0
									162 A	Campbell	0 1
									201 H	Howard	1 0
LAST 10 GAMES											
			156 A	Lafayette	0 1	36 A	Princeton	0 1			
			50 H	Navy	1 1	118 A	Army	1 2			
			31 A	American	0 1	106 H	Bucknell	1 4			
			33 H	Boston U.	1 1	127 H	Colgate	1 0			
			74 H	Lehigh	2 1	112 A	Holy Cross	0 2			

Non-Div. I Games:

Loyola Maryland

Average RPI Win: 174		WON-LOST	WINNING	LAST 10	STRENGTH OF		OPP. STRENGTH	TEAM	ADJ	CONF.	ADJ CONF.
Average RPI Loss: 91		RECORD	PCT. RANK	GAMES	SCHEDULE		OF SCHEDULE	RPI	RPI	RPI	RPI
DIV. I ONLY		8-9-1	.47222	116	6-3-1		136	173	131	.46131	132
DIV. I NON-CONF.		4-7-0	.36364	155	2-1-0		103	171	119	.47137	121
TOTALS		RPI 1-25	RPI 26-50		W-L RECORDS		RPI 51-100		RPI 101-150		RPI 150+
8-9-1	0-0-0	0-1-0		OVERALL		0-5-0		0-2-1		8-1-0	
4-3-1	0-0-0	0-0-0		HOME		0-1-0		0-1-1		4-1-0	
2-6-0	0-0-0	0-1-0		AWAY		0-4-0		0-1-0		2-0-0	
2-0-0	0-0-0	0-0-0		NEUTRAL		0-0-0		0-0-0		2-0-0	
4-7-0	0-0-0	0-1-0		NON-CONFERENCE		0-3-0		0-2-0		4-1-0	
2-2-0	0-0-0	0-0-0		HOME		0-0-0		0-1-0		2-1-0	
0-5-0	0-0-0	0-0-		AWAY		0-3-0		0-1-0		0-0-0	
2-0-0	0-0-0	0-0-0		NEUTRAL		0-0-0		0-0-0		2-0-0	
4-2-1	0-0-0	0-0-0		CONFERENCE		0-2-0		0-0-1		4-0-0	
2-1-1	0-0-0	0-0-0		HOME		0-1-0		0-0-1		2-0-0	
2-1-0	0-0-0	0-0-0		AWAY		0-1-0		0-0-0		2-0-0	
0-0-0	0-0-0	0-0-0		NEUTRAL		0-0-0		0-0-0		0-0-0	
RPI S	Opponent	Score	RPI S	Opponent	Score	RPI S	Opponent	Score	RPI S	Opponent	Score
			29 A	Dartmouth	0 4	63 A	UMBC	1 2	111 A	Bryant	0 1
						67 A	Seton Hall	0 2	128 H	Fairfield	0 1
						73 A	Monmouth	0 5	133 H	Vermont	0 0
						82 H	Hartford	0 1	154 N	St. Francis Brooklyn	3 1
						86 A	Northeastern	1 2	158 N	La Salle	2 0
									163 A	New Hampshire	1 0
									171 H	Albany (NY)	1 0
									174 H	NJIT	3 1
									176 H	Binghamton	2 1
									181 H	Central Conn. St.	0 1
									189 A	Stony Brook	2 1
									205 H	Sacred Heart	2 0
LAST 10 GAMES											
			82 H	Hartford	0 1	133 H	Vermont	0 0			
			163 A	New Hampshire	1 0	171 H	Albany (NY)	1 0			
			176 H	Binghamton	2 1	63 A	UMBC	1 2			
			174 H	NJIT	3 1	205 H	Sacred Heart	2 0			
			189 A	Stony Brook	2 1	128 H	Fairfield	0 1			

Non-Div. I Games:

UMass Lowell

Average RPI Win:	165	WON-LOST	WINNING	LAST 10	STRENGTH OF	OPP. STRENGTH	TEAM	ADJ	CONF.	ADJ CONF.			
Average RPI Loss:	99	RECORD	PCT. RANK	GAMES	SCHEDULE	OF SCHEDULE	RPI	RPI	RPI	RPI			
DIV. I ONLY	8-8-2	.5	103	3-6-1	139	156	126	.45917	133	18	19		
DIV. I NON-CONF.	5-4-1	.55	98	0-2-0	86	155	105	.48971	106	15	16		
<hr/>													
TOTALS	RPI 1-25	RPI 26-50		W-L RECORDS		RPI 51-100		RPI 101-150		RPI 150+			
8-8-2	0-0-0	0-2-0		OVERALL		0-3-1		1-0-1		7-3-0			
3-4-0	0-0-0	0-1-0		HOME		0-2-0		0-0-0		3-1-0			
3-4-2	0-0-0	0-1-0		AWAY		0-1-1		1-0-1		2-2-0			
2-0-0	0-0-0	0-0-0		NEUTRAL		0-0-0		0-0-0		2-0-0			
<hr/>													
5-4-1	0-0-0	0-2-0		NON-CONFERENCE		0-1-1		1-0-0		4-1-0			
2-2-0	0-0-0	0-1-0		HOME		0-1-0		0-0-0		2-0-0			
1-2-1	0-0-0	0-0-		AWAY		0-0-1		1-0-0		0-1-0			
2-0-0	0-0-0	0-0-0		NEUTRAL		0-0-0		0-0-0		2-0-0			
<hr/>													
3-4-1	0-0-0	0-0-0		CONFERENCE		0-2-0		0-0-1		3-2-0			
1-2-0	0-0-0	0-0-0		HOME		0-1-0		0-0-0		1-1-0			
2-2-1	0-0-0	0-0-0		AWAY		0-1-0		0-0-1		2-1-0			
0-0-0	0-0-0	0-0-0		NEUTRAL		0-0-0		0-0-0		0-0-0			
<hr/>													
RPI	S	Opponent	Score	RPI	S	Opponent	Score	RPI	S	Opponent	Score		
				26	A	UAB	1 4	63	A	UMBC	1 5		
				29	H	Dartmouth	1 2	75	H	Hofstra	0 1		
								77	A	Brown	0 0		
								82	H	Hartford	0 1		
										102	A James Madison	2 0	
										132	A UMass Lowell	0 0	
										154	H St. Francis Brooklyn	2 1	
										158	H La Salle	2 1	
										163	H New Hampshire	0 2	
										171	A Albany (NY)	2 1	
										171	A Albany (NY)	1 2	
										176	A Binghamton	1 0	
										180	N Appalachian St.	3 1	
										181	A Central Conn. St.	0 1	
										188	N Jacksonville	3 2	
										189	H Stony Brook	2 0	
<hr/>													
LAST 10 GAMES													
				171	A	Albany (NY)	2 1	132	A	UMass Lowell	0 0		
				163	H	New Hampshire	0 2	189	H	Stony Brook	2 0		
						63	A	UMBC	1 5	171	A	Albany (NY)	1 2
						82	H	Hartford	0 1	29	H	Dartmouth	1 2
						176	A	Binghamton	1 0	181	A	Central Conn. St.	0 1

Non-Div. I Games:

Vermont

Average RPI Win: 149		WON-LOST	WINNING	LAST 10	STRENGTH OF		OPP. STRENGTH	TEAM	ADJ	CONF.	ADJ CONF.
Average RPI Loss: 99		RECORD	PCT. RANK	GAMES	SCHEDULE		OF SCHEDULE	RPI	RPI	RPI	RPI
DIV. I ONLY		7-9-1	.44118	132	6-3-1		120	159	132	.45873	134
DIV. I NON-CONF.		1-6-0	.14286	193	0-0-0		102	152	122	.46311	128
TOTALS		RPI 1-25	RPI 26-50		W-L RECORDS		RPI 51-100		RPI 101-150		RPI 150+
7-9-1		0-0-0	0-2-0		OVERALL		1-2-1		3-4-0		3-1-0
3-3-0		0-0-0	0-0-0		HOME		0-1-0		1-2-0		2-0-0
4-5-1		0-0-0	0-1-0		AWAY		1-1-1		2-2-0		1-1-0
0-1-0		0-0-0	0-1-0		NEUTRAL		0-0-0		0-0-0		0-0-0
1-6-0		0-0-0	0-1-0		NON-CONFERENCE		1-1-0		0-3-0		0-1-0
0-1-0		0-0-0	0-0-0		HOME		0-0-0		0-1-0		0-0-0
1-4-0		0-0-0	0-0-		AWAY		1-1-0		0-2-0		0-1-0
0-1-0		0-0-0	0-1-0		NEUTRAL		0-0-0		0-0-0		0-0-0
6-3-1		0-0-0	0-1-0		CONFERENCE		0-1-1		3-1-0		3-0-0
3-2-0		0-0-0	0-0-0		HOME		0-1-0		1-1-0		2-0-0
3-1-1		0-0-0	0-1-0		AWAY		0-0-1		2-0-0		1-0-0
0-0-0		0-0-0	0-0-0		NEUTRAL		0-0-0		0-0-0		0-0-0
RPI S	Opponent	Score	RPI S	Opponent	Score	RPI S	Opponent	Score	RPI S	Opponent	Score
			44 N	Radford	0 1	56 H	UNLV	2 3	101 A	High Point	1 2
			46 A	Seattle	0 3	68 A	Missouri St.	0 1	122 H	Air Force	1 2
						88 A	Utah Valley	1 1	129 H	UMKC	3 0
						92 A	Oakland	2 1	137 A	Bakersfield	2 1
									138 A	Oral Roberts	2 3
									138 H	Oral Roberts	1 2
									147 A	San Jose St.	1 0
									166 H	Grand Canyon	3 1
									175 A	Central Ark.	1 2
									186 A	Houston Baptist	2 0
									186 H	Houston Baptist	3 0
LAST 10 GAMES											
			129 H	UMKC	3 0	56 H	UNLV	2 3			
			122 H	Air Force	1 2	147 A	San Jose St.	1 0			
			46 A	Seattle	0 3	137 A	Bakersfield	2 1			
			88 A	Utah Valley	1 1	186 A	Houston Baptist	2 0			
			166 H	Grand Canyon	3 1	186 H	Houston Baptist	3 0			

Non-Div. I Games:

Incarnate Word

Average RPI Win:	102	WON-LOST RECORD	WINNING PCT. RANK	LAST 10 GAMES	STRENGTH OF SCHEDULE	OPP. STRENGTH OF SCHEDULE	TEAM RPI	ADJ RPI	CONF. RPI	ADJ CONF. RPI			
DIV. I ONLY		6-11-3	.375	155	4-5-1	77	80	137	.4574	135	6	6	
DIV. I NON-CONF.		2-5-2	.33333	158	0-0-0	159	154	175	.41758	178	6	6	
<hr/>													
TOTALS	RPI 1-25	RPI 26-50		W-L RECORDS		RPI 51-100		RPI 101-150		RPI 150+			
6-11-3	0-2-0	0-2-1		OVERALL		3-2-2		2-3-0		1-2-0			
3-6-3	0-0-0	0-1-1		HOME		1-2-2		1-2-0		1-1-0			
3-5-0	0-2-0	0-1-0		AWAY		2-0-0		1-1-0		0-1-0			
0-0-0	0-0-0	0-0-0		NEUTRAL		0-0-0		0-0-0		0-0-0			
<hr/>													
2-5-2	0-0-0	0-0-1		NON-CONFERENCE		0-1-1		1-2-0		1-2-0			
2-3-2	0-0-0	0-0-1		HOME		0-1-1		1-1-0		1-1-0			
0-2-0	0-0-0	0-0-		AWAY		0-0-0		0-1-0		0-1-0			
0-0-0	0-0-0	0-0-0		NEUTRAL		0-0-0		0-0-0		0-0-0			
<hr/>													
4-6-1	0-2-0	0-2-0		CONFERENCE		3-1-1		1-1-0		0-0-0			
1-3-1	0-0-0	0-1-0		HOME		1-1-1		0-1-0		0-0-0			
3-3-0	0-2-0	0-1-0		AWAY		2-0-0		1-0-0		0-0-0			
0-0-0	0-0-0	0-0-0		NEUTRAL		0-0-0		0-0-0		0-0-0			
<hr/>													
RPI	S	Opponent	Score	RPI	S	Opponent	Score	RPI	S	Opponent	Score		
17	A	UC Irvine	0 2	45	H	San Diego	3 3	54	A	CSUN	1 0		
17	A	UC Irvine	0 2	47	A	UC Santa Barbara	1 4	59	H	Loyola Marymount	0 3		
				47	H	UC Santa Barbara	1 2	62	H	St. Mary's (CA)	1 1		
								66	H	Cal St. Fullerton	1 0		
								70	A	UC Davis	3 2		
								70	H	UC Davis	0 0		
								93	H	UC Riverside	0 4		
										116	A	Cal Poly	2 1
										116	H	Cal Poly	1 3
										122	H	Air Force	0 1
										137	A	Bakersfield	0 5
										147	H	San Jose St.	2 1
										159	H	Cleveland St.	2 0
										166	H	Grand Canyon	0 1
										194	A	Temple	0 3
<hr/>													
LAST 10 GAMES													
17	A	UC Irvine	0 2	47	A	UC Santa Barbara	1 4						
47	H	UC Santa Barbara	1 2	116	H	Cal Poly	1 3						
70	A	UC Davis	3 2	17	A	UC Irvine	0 2						
116	A	Cal Poly	2 1	54	A	CSUN	1 0						
70	H	UC Davis	0 0	66	H	Cal St. Fullerton	1 0						

Non-Div. I Games:

Sacramento St.

Average RPI Win: 153		WON-LOST	WINNING	LAST 10	STRENGTH OF		OPP. STRENGTH	TEAM	ADJ	CONF.	ADJ CONF.
Average RPI Loss: 73		RECORD	PCT. RANK	GAMES	SCHEDULE		OF SCHEDULE	RPI	RPI	RPI	RPI
DIV. I ONLY		6-8-3	.44118	132	3-5-2		150	87	144	.45566	136
DIV. I NON-CONF.		3-5-1	.38889	149	0-2-0		183	76	166	.44049	154
TOTALS		RPI 1-25	RPI 26-50		W-L RECORDS		RPI 51-100		RPI 101-150		RPI 150+
6-8-3		0-0-0	0-4-0		OVERALL		1-2-2		0-1-0		5-1-1
4-2-1		0-0-0	0-0-0		HOME		0-1-1		0-0-0		4-1-0
2-6-2		0-0-0	0-4-0		AWAY		1-1-1		0-1-0		1-0-1
0-0-0		0-0-0	0-0-0		NEUTRAL		0-0-0		0-0-0		0-0-0
3-5-1		0-0-0	0-3-0		NON-CONFERENCE		0-1-0		0-1-0		3-0-1
3-0-0		0-0-0	0-0-0		HOME		0-0-0		0-0-0		3-0-0
0-5-1		0-0-0	0-0-		AWAY		0-1-0		0-1-0		0-0-1
0-0-0		0-0-0	0-0-0		NEUTRAL		0-0-0		0-0-0		0-0-0
3-3-2		0-0-0	0-1-0		CONFERENCE		1-1-2		0-0-0		2-1-0
1-2-1		0-0-0	0-0-0		HOME		0-1-1		0-0-0		1-1-0
2-1-1		0-0-0	0-1-0		AWAY		1-0-1		0-0-0		1-0-0
0-0-0		0-0-0	0-0-0		NEUTRAL		0-0-0		0-0-0		0-0-0
RPI S	Opponent	Score	RPI S	Opponent	Score	RPI S	Opponent	Score	RPI S	Opponent	Score
			29 A	Dartmouth	0 2	65 H	Rhode Island	0 1	121 A	Columbia	0 2
			33 A	Boston U.	0 1	71 A	Dayton	2 1	152 H	Saint Joseph's	2 0
			34 A	George Mason	0 1	85 A	St. John's (NY)	0 1	156 H	Lafayette	2 1
			43 A	Boston College	0 2	90 H	Duquesne	1 1	158 A	La Salle	3 1
						100 A	VCU	0 0	174 A	NJIT	1 1
									177 H	Massachusetts	0 2
									187 H	Manhattan	3 1
									194 H	Temple	1 0
LAST 10 GAMES											
			90 H	Duquesne	1 1	152 H	Saint Joseph's	2 0			
			71 A	Dayton	2 1	158 A	La Salle	3 1			
			177 H	Massachusetts	0 2	65 H	Rhode Island	0 1			
			34 A	George Mason	0 1	85 A	St. John's (NY)	0 1			
			100 A	VCU	0 0	29 A	Dartmouth	0 2			

Non-Div. I Games:

Fordham

Average RPI Win: 129		WON-LOST	WINNING	LAST 10	STRENGTH OF		OPP. STRENGTH	TEAM	ADJ	CONF.	ADJ CONF.
Average RPI Loss: 114		RECORD	PCT. RANK	GAMES	SCHEDULE		OF SCHEDULE	RPI	RPI	RPI	RPI
DIV. I ONLY		9-7-3	.55263	92	3-5-2		191	85	129	.45402	137
DIV. I NON-CONF.		6-2-1	.72222	22	0-0-0		193	35	138	.46107	132
TOTALS		RPI 1-25	RPI 26-50		W-L RECORDS		RPI 51-100		RPI 101-150		RPI 150+
9-7-3		0-0-0	0-0-1		OVERALL		3-3-1		4-3-0		2-1-1
2-4-1		0-0-0	0-0-1		HOME		0-2-0		2-1-0		0-1-0
4-3-1		0-0-0	0-0-0		AWAY		3-1-0		1-2-0		0-0-1
3-0-1		0-0-0	0-0-0		NEUTRAL		0-0-1		1-0-0		2-0-0
6-2-1		0-0-0	0-0-0		NON-CONFERENCE		2-2-1		2-0-0		2-0-0
1-1-0		0-0-0	0-0-0		HOME		0-1-0		1-0-0		0-0-0
2-1-0		0-0-0	0-0-		AWAY		2-1-0		0-0-0		0-0-0
3-0-1		0-0-0	0-0-0		NEUTRAL		0-0-1		1-0-0		2-0-0
3-5-2		0-0-0	0-0-1		CONFERENCE		1-1-0		2-3-0		0-1-1
1-3-1		0-0-0	0-0-1		HOME		0-1-0		1-1-0		0-1-0
2-2-1		0-0-0	0-0-0		AWAY		1-0-0		1-2-0		0-0-1
0-0-0		0-0-0	0-0-0		NEUTRAL		0-0-0		0-0-0		0-0-0
RPI S	Opponent	Score	RPI S	Opponent	Score	RPI S	Opponent	Score	RPI S	Opponent	Score
			46 H	Seattle	0 0	54 A	CSUN	1 2	122 A	Air Force	2 4
						56 A	UNLV	2 1	129 A	UMKC	1 0
						70 H	UC Davis	1 2	134 H	Incarnate Word	1 2
						83 A	San Diego St.	1 0	135 H	Sacramento St.	5 0
						88 H	Utah Valley	1 3	147 A	San Jose St.	0 2
						93 A	UC Riverside	3 1	147 H	San Jose St.	5 1
						100 N	VCU	1 1	150 N	Drexel	2 1
									166 A	Grand Canyon	1 1
									169 N	IPFW	3 0
									186 H	Houston Baptist	1 3
									201 N	Howard	5 0
LAST 10 GAMES											
			46 H	Seattle	0 0	186 H	Houston Baptist	1 3			
			88 H	Utah Valley	1 3	134 H	Incarnate Word	1 2			
			166 A	Grand Canyon	1 1	122 A	Air Force	2 4			
			56 A	UNLV	2 1	129 A	UMKC	1 0			
			147 A	San Jose St.	0 2	147 H	San Jose St.	5 1			

Non-Div. I Games:

Bakersfield

Average RPI Win: 143		WON-LOST	WINNING	LAST 10	STRENGTH OF		OPP. STRENGTH	TEAM	ADJ	CONF.	ADJ CONF.
Average RPI Loss: 107		RECORD	PCT. RANK	GAMES	SCHEDULE		OF SCHEDULE	RPI	RPI	RPI	RPI
DIV. I ONLY		8-7-2	.52941	96	5-4-1		184	136	134	.45372	138
DIV. I NON-CONF.		5-5-1	.5	105	2-3-0		162	122	123	.46064	133
TOTALS		RPI 1-25	RPI 26-50		W-L RECORDS		RPI 51-100		RPI 101-150		RPI 150+
8-7-2		0-0-0	0-1-0		OVERALL		1-2-0		4-2-1		3-2-1
6-1-1		0-0-0	0-0-0		HOME		1-0-0		2-1-1		3-0-0
2-6-1		0-0-0	0-1-0		AWAY		0-2-0		2-1-0		0-2-1
0-0-0		0-0-0	0-0-0		NEUTRAL		0-0-0		0-0-0		0-0-0
5-5-1		0-0-0	0-1-0		NON-CONFERENCE		1-2-0		2-1-0		2-1-1
4-1-0		0-0-0	0-0-0		HOME		1-0-0		1-1-0		2-0-0
1-4-1		0-0-0	0-0-		AWAY		0-2-0		1-0-0		0-1-1
0-0-0		0-0-0	0-0-0		NEUTRAL		0-0-0		0-0-0		0-0-0
3-2-1		0-0-0	0-0-0		CONFERENCE		0-0-0		2-1-1		1-1-0
2-0-1		0-0-0	0-0-0		HOME		0-0-0		1-0-1		1-0-0
1-2-0		0-0-0	0-0-0		AWAY		0-0-0		1-1-0		0-1-0
0-0-0		0-0-0	0-0-0		NEUTRAL		0-0-0		0-0-0		0-0-0
RPI S	Opponent	Score	RPI S	Opponent	Score	RPI S	Opponent	Score	RPI S	Opponent	Score
			40 A	Tulsa	1 4	68 A	Missouri St.	0 2	103 A	Western Ill.	2 0
						68 H	Missouri St.	1 0	107 A	Denver	0 4
						79 A	SMU	0 2	108 H	Memphis	0 3
									110 H	Omaha	0 0
									134 A	Incarnate Word	2 1
									134 H	Incarnate Word	3 2
									144 H	IUPUI	2 1
									169 A	IPFW	0 1
									175 A	Central Ark.	2 4
									175 H	Central Ark.	3 0
									186 A	Houston Baptist	1 1
									186 H	Houston Baptist	4 3
									202 H	Eastern Ill.	5 0
LAST 10 GAMES											
			202 H	Eastern Ill.	5 0	108 H	Memphis	0 3			
			175 H	Central Ark.	3 0	169 A	IPFW	0 1			
			103 A	Western Ill.	2 0	68 A	Missouri St.	0 2			
			175 A	Central Ark.	2 4	110 H	Omaha	0 0			
			144 H	IUPUI	2 1	134 H	Incarnate Word	3 2			

Non-Div. I Games:

Oral Roberts

Average RPI Win:	142	WON-LOST RECORD	WINNING PCT. RANK	LAST 10 GAMES	STRENGTH OF SCHEDULE	OPP. STRENGTH OF SCHEDULE	TEAM RPI	ADJ RPI	CONF. RPI	ADJ CONF. RPI	
DIV. I ONLY		6-9-2	.41176 139	3-5-2	107	152	138	.45285 139	11	11	
DIV. I NON-CONF.		4-5-0	.44444 134	1-1-0	130	158	149	.44467 148	13	13	
<hr/>											
TOTALS	RPI 1-25	RPI 26-50		W-L RECORDS	RPI 51-100		RPI 101-150		RPI 150+		
6-9-2	0-0-0	1-2-1		OVERALL	1-5-0		0-0-0		4-2-1		
2-3-2	0-0-0	0-0-1		HOME	1-2-0		0-0-0		1-1-1		
3-6-0	0-0-0	1-2-0		AWAY	0-3-0		0-0-0		2-1-0		
1-0-0	0-0-0	0-0-0		NEUTRAL	0-0-0		0-0-0		1-0-0		
<hr/>											
4-5-0	0-0-0	1-1-0		NON-CONFERENCE	1-2-0		0-0-0		2-2-0		
1-2-0	0-0-0	0-0-0		HOME	1-1-0		0-0-0		0-1-0		
2-3-0	0-0-0	1-0-		AWAY	0-1-0		0-0-0		1-1-0		
1-0-0	0-0-0	0-0-0		NEUTRAL	0-0-0		0-0-0		1-0-0		
<hr/>											
2-4-2	0-0-0	0-1-1		CONFERENCE	0-3-0		0-0-0		2-0-1		
1-1-2	0-0-0	0-0-1		HOME	0-1-0		0-0-0		1-0-1		
1-3-0	0-0-0	0-1-0		AWAY	0-2-0		0-0-0		1-0-0		
0-0-0	0-0-0	0-0-0		NEUTRAL	0-0-0		0-0-0		0-0-0		
<hr/>											
RPI S	Opponent	Score	RPI S	Opponent	Score	RPI S	Opponent	Score	RPI S	Opponent	Score
			31 A	American	0 2	55 H	Harvard	2 1	152 H	Saint Joseph's	1 1
			34 A	George Mason	0 1	65 A	Rhode Island	1 2	158 H	La Salle	1 0
			38 H	Davidson	1 1	72 H	Saint Francis (PA)	1 2	178 H	Saint Peter's	0 4
			50 A	Navy	2 1	81 A	Virginia Tech	0 1	179 A	Robert Morris	0 4
						90 A	Duquesne	0 4	191 A	Longwood	3 2
						100 H	VCU	0 2	198 A	St. Bonaventure	1 0
									201 N	Howard	4 1
<hr/>											
LAST 10 GAMES											
			38 H	Davidson	1 1	152 H	Saint Joseph's	1 1			
			100 H	VCU	0 2	158 H	La Salle	1 0			
			34 A	George Mason	0 1	65 A	Rhode Island	1 2			
			90 A	Duquesne	0 4	179 A	Robert Morris	0 4			
			198 A	St. Bonaventure	1 0	191 A	Longwood	3 2			

Non-Div. I Games:

George Washington

Average RPI Win:		124	WON-LOST RECORD		WINNING PCT. RANK		LAST 10 GAMES		STRENGTH OF SCHEDULE		OPP. STRENGTH OF SCHEDULE		TEAM RPI		ADJ RPI		CONF. RPI		ADJ CONF. RPI	
DIV. I ONLY			7-10-1		.41667 136		3-6-1		121		133		139		.45264 140		16		16	
DIV. I NON-CONF.			4-3-0		.57143 76		0-0-0		49		36		86		.50754 82		19		19	
TOTALS		RPI 1-25		RPI 26-50		W-L RECORDS		RPI 51-100		RPI 101-150		RPI 150+								
7-10-1		0-1-0		0-2-0		OVERALL		3-3-0		2-1-1		2-3-0								
4-3-1		0-0-0		0-1-0		HOME		2-1-0		1-0-1		1-1-0								
3-7-0		0-1-0		0-1-0		AWAY		1-2-0		1-1-0		1-2-0								
0-0-0		0-0-0		0-0-0		NEUTRAL		0-0-0		0-0-0		0-0-0								
4-3-0		0-1-0		0-2-0		NON-CONFERENCE		2-0-0		2-0-0		0-0-0								
2-1-0		0-0-0		0-1-0		HOME		1-0-0		1-0-0		0-0-0								
2-2-0		0-1-0		0-0-		AWAY		1-0-0		1-0-0		0-0-0								
0-0-0		0-0-0		0-0-0		NEUTRAL		0-0-0		0-0-0		0-0-0								
3-7-1		0-0-0		0-0-0		CONFERENCE		1-3-0		0-1-1		2-3-0								
2-2-1		0-0-0		0-0-0		HOME		1-1-0		0-0-1		1-1-0								
1-5-0		0-0-0		0-0-0		AWAY		0-2-0		0-1-0		1-2-0								
0-0-0		0-0-0		0-0-0		NEUTRAL		0-0-0		0-0-0		0-0-0								
RPI	S	Opponent		Score		RPI	S	Opponent		Score		RPI	S	Opponent		Score				
25	A	Kentucky		0 2		41	A	Winthrop		2 4		60	A	Furman		0 3				
						44	H	Radford		0 1		60	H	Furman		1 0				
												76	H	South Carolina		2 1				
												80	A	Mercer		0 1				
												80	H	Mercer		0 1				
												100	A	VCU		2 1				

Non-Div. I Games:

East Tenn. St.

SIUE

Average RPI Win:	164	WON-LOST	WINNING	LAST 10	STRENGTH OF	OPP. STRENGTH	TEAM	ADJ	CONF.	ADJ CONF.					
Average RPI Loss:	80	RECORD	PCT. RANK	GAMES	SCHEDULE	OF SCHEDULE	RPI	RPI	RPI	RPI					
DIV. I ONLY		5-8-4	.41176	139	5-3-2	156	52	152	.45149	141	17	17			
DIV. I NON-CONF.		1-7-3	.22727	179	1-2-1	131	9	135	.46161	131	14	14			
<hr/>															
TOTALS	RPI 1-25	RPI 26-50		W-L RECORDS		RPI 51-100		RPI 101-150		RPI 150+					
5-8-4	0-2-1	0-1-0		OVERALL		0-1-2		2-4-1		3-0-0					
2-2-3	0-0-0	0-1-0		HOME		0-1-2		1-0-1		1-0-0					
3-6-1	0-2-1	0-0-0		AWAY		0-0-0		1-4-0		2-0-0					
0-0-0	0-0-0	0-0-0		NEUTRAL		0-0-0		0-0-0		0-0-0					
<hr/>															
1-7-3	0-2-1	0-1-0		NON-CONFERENCE		0-1-1		0-3-1		1-0-0					
0-2-2	0-0-0	0-1-0		HOME		0-1-1		0-0-1		0-0-0					
1-5-1	0-2-1	0-0-		AWAY		0-0-0		0-3-0		1-0-0					
0-0-0	0-0-0	0-0-0		NEUTRAL		0-0-0		0-0-0		0-0-0					
<hr/>															
4-1-1	0-0-0	0-0-0		CONFERENCE		0-0-1		2-1-0		2-0-0					
2-0-1	0-0-0	0-0-0		HOME		0-0-1		1-0-0		1-0-0					
2-1-0	0-0-0	0-0-0		AWAY		0-0-0		1-1-0		1-0-0					
0-0-0	0-0-0	0-0-0		NEUTRAL		0-0-0		0-0-0		0-0-0					
<hr/>															
RPI	S	Opponent	Score	RPI	S	Opponent	Score	RPI	S	Opponent	Score				
2	A	Stanford	1 2	40	H	Tulsa	1 2	58	H	Butler	1 1	108	A	Memphis	1 2
12	A	California	1 2					68	H	Missouri St.	1 1	119	A	Loyola Chicago	0 1
22	A	Louisville	0 0					81	H	Virginia Tech	0 1	124	H	DePaul	1 1
												129	A	UMKC	1 2
												130	A	Evansville	2 0
												143	H	Bradley	2 0
												146	A	Northern Ill.	1 4
												168	H	Drake	4 0
												175	A	Central Ark.	3 1
												202	A	Eastern Ill.	4 3
<hr/>															
LAST 10 GAMES															
119 A Loyola Chicago				0	1	168 H Drake				4	0				
202 A Eastern Ill.				4	3	175 A Central Ark.				3	1				
68 H Missouri St.				1	1	143 H Bradley				2	0				
22 A Louisville				0	0	130 A Evansville				2	0				
146 A Northern Ill.				1	4	12 A California				1	2				

Non-Div. I Games:

SIUE

Average RPI Win: 138		WON-LOST RECORD	WINNING PCT. RANK	LAST 10 GAMES	STRENGTH OF SCHEDULE	OPP. STRENGTH OF SCHEDULE	TEAM RPI	ADJ RPI	CONF. RPI	ADJ CONF. RPI				
Average RPI Loss: 62														
DIV. I ONLY		4-12-1	.26471 183	3-6-1	44	106	145	.45117 142	13	12				
DIV. I NON-CONF.		1-7-0	.125 196	0-1-0	4	41	76	.50693 84	8	7				
<hr/>														
TOTALS		RPI 1-25	RPI 26-50		W-L RECORDS		RPI 51-100		RPI 101-150		RPI 150+			
4-12-1		0-3-0	0-3-0		OVERALL		2-4-1		0-0-0		2-2-0			
2-3-1		0-1-0	0-1-0		HOME		1-1-1		0-0-0		1-0-0			
2-9-0		0-2-0	0-2-0		AWAY		1-3-0		0-0-0		1-2-0			
0-0-0		0-0-0	0-0-0		NEUTRAL		0-0-0		0-0-0		0-0-0			
1-7-0		0-3-0	0-2-0		NON-CONFERENCE		1-1-0		0-0-0		0-1-0			
1-1-0		0-1-0	0-0-0		HOME		1-0-0		0-0-0		0-0-0			
0-6-0		0-2-0	0-0-		AWAY		0-1-0		0-0-0		0-1-0			
0-0-0		0-0-0	0-0-0		NEUTRAL		0-0-0		0-0-0		0-0-0			
3-5-1		0-0-0	0-1-0		CONFERENCE		1-3-1		0-0-0		2-1-0			
1-2-1		0-0-0	0-1-0		HOME		0-1-1		0-0-0		1-0-0			
2-3-0		0-0-0	0-0-0		AWAY		1-2-0		0-0-0		1-1-0			
0-0-0		0-0-0	0-0-0		NEUTRAL		0-0-0		0-0-0		0-0-0			
RPI	S	Opponent	Score		RPI	S	Opponent	Score		RPI	S	Opponent	Score	
2	A	Stanford	0	3	45	H	San Diego	0	2	56	H	UNLV	4	2
8	H	Washington	0	4	46	A	Seattle	0	1	57	A	San Francisco	1	2
12	A	California	0	1	48	A	Marquette	0	2	59	H	Loyola Marymount	0	0
										62	A	St. Mary's (CA)	0	2
										62	H	St. Mary's (CA)	0	1
										88	A	Utah Valley	0	2
										94	A	Santa Clara	2	1
<hr/>														
LAST 10 GAMES														
200 H Pacific					1	0	94 A Santa Clara					2	1	
62 A St. Mary's (CA)					0	2	160 A Portland					0	1	
59 H Loyola Marymount					0	0	62 H St. Mary's (CA)					0	1	
45 H San Diego					0	2	200 A Pacific					4	3	
57 A San Francisco					1	2	46 A Seattle					0	1	

Non-Div. I Games:

Gonzaga

Average RPI Win: 144		WON-LOST RECORD		WINNING PCT. RANK		LAST 10 GAMES		STRENGTH OF SCHEDULE		OPP. STRENGTH OF SCHEDULE		TEAM RPI		ADJ RPI		CONF. RPI		ADJ CONF. RPI	
DIV. I ONLY		8-10-0		.44444 129		5-5-0		159		129		142		.44885 143		17		17	
DIV. I NON-CONF.		7-5-0		.58333 73		4-1-0		104		123		120		.47828 118		14		14	
TOTALS		RPI 1-25		RPI 26-50		W-L RECORDS		RPI 51-100		RPI 101-150		RPI 150+							
8-10-0		0-1-0		0-1-0		OVERALL		2-3-0		3-4-0		3-1-0							
5-5-0		0-1-0		0-0-0		HOME		0-1-0		2-2-0		3-1-0							
1-5-0		0-0-0		0-1-0		AWAY		1-2-0		0-2-0		0-0-0							
2-0-0		0-0-0		0-0-0		NEUTRAL		1-0-0		1-0-0		0-0-0							
7-5-0		0-1-0		0-1-0		NON-CONFERENCE		2-2-0		3-1-0		2-0-0							
4-3-0		0-1-0		0-0-0		HOME		0-1-0		2-1-0		2-0-0							
1-2-0		0-0-0		0-0-		AWAY		1-1-0		0-0-0		0-0-0							
2-0-0		0-0-0		0-0-0		NEUTRAL		1-0-0		1-0-0		0-0-0							
1-5-0		0-0-0		0-0-0		CONFERENCE		0-1-0		0-3-0		1-1-0							
1-2-0		0-0-0		0-0-0		HOME		0-0-0		0-1-0		1-1-0							
0-3-0		0-0-0		0-0-0		AWAY		0-1-0		0-2-0		0-0-0							
0-0-0		0-0-0		0-0-0		NEUTRAL		0-0-0		0-0-0		0-0-0							
RPI	S	Opponent		Score		RPI	S	Opponent		Score		RPI	S	Opponent		Score			
18	H	Xavier		2	4	45	A	San Diego		2	5	54	A	CSUN		0	1		
												56	H	UNLV		3	4		
												68	A	Missouri St.		0	1		
												80	N	Mercer		2	1		
												99	A	Rutgers		1	0		
												107	H	Denver		2	1		
												110	H	Omaha		0	1		
												119	A	Loyola Chicago		1	2		
												130	H	Evansville		1	2		
												141	A	SIUE		0	2		
												145	N	Marshall		4	0		
												147	H	San Jose St.		3	2		
												168	H	Drake		0	2		
												175	H	Central Ark.		1	0		
												196	H	Belmont		2	1		
												202	H	Eastern Ill.		3	0		
LAST 10 GAMES																			
						168	H	Drake		0	2	175	H	Central Ark.		1	0		
						99	A	Rutgers		1	0	202	H	Eastern Ill.		3	0		
						196	H	Belmont		2	1	130	H	Evansville		1	2		
						68	A	Missouri St.		0	1	107	H	Denver		2	1		
						110	H	Omaha		0	1	141	A	SIUE		0	2		

Non-Div. I Games:

Bradley

Average RPI Win:	169	WON-LOST	WINNING	LAST 10	STRENGTH OF	OPP. STRENGTH	TEAM	ADJ	CONF.	ADJ CONF.			
Average RPI Loss:	102	RECORD	PCT. RANK	GAMES	SCHEDULE	OF SCHEDULE	RPI	RPI	RPI	RPI			
DIV. I ONLY		5-8-3	.40625	142	3-4-3	133	163	154	.4482	144	21	21	
DIV. I NON-CONF.		3-5-2	.4	145	1-1-2	101	150	136	.46281	129	20	20	
<hr/>													
TOTALS	RPI 1-25	RPI 26-50		W-L RECORDS		RPI 51-100		RPI 101-150		RPI 150+			
5-8-3	0-0-0	0-0-0		OVERALL		0-4-1		1-3-2		4-1-0			
4-2-2	0-0-0	0-0-0		HOME		0-2-0		1-0-2		3-0-0			
1-6-1	0-0-0	0-0-0		AWAY		0-2-1		0-3-0		1-1-0			
0-0-0	0-0-0	0-0-0		NEUTRAL		0-0-0		0-0-0		0-0-0			
<hr/>													
3-5-2	0-0-0	0-0-0		NON-CONFERENCE		0-4-1		0-1-1		3-0-0			
2-2-1	0-0-0	0-0-0		HOME		0-2-0		0-0-1		2-0-0			
1-3-1	0-0-0	0-0-		AWAY		0-2-1		0-1-0		1-0-0			
0-0-0	0-0-0	0-0-0		NEUTRAL		0-0-0		0-0-0		0-0-0			
<hr/>													
2-3-1	0-0-0	0-0-0		CONFERENCE		0-0-0		1-2-1		1-1-0			
2-0-1	0-0-0	0-0-0		HOME		0-0-0		1-0-1		1-0-0			
0-3-0	0-0-0	0-0-0		AWAY		0-0-0		0-2-0		0-1-0			
0-0-0	0-0-0	0-0-0		NEUTRAL		0-0-0		0-0-0		0-0-0			
<hr/>													
RPI	S	Opponent	Score	RPI	S	Opponent	Score	RPI	S	Opponent	Score		
						58 A	Butler	0	1	103 H	Western Ill.	1	1
						69 A	Bowling Green	0	2	107 H	Denver	1	0
						71 H	Dayton	0	5	110 A	Omaha	1	2
						87 H	Valparaiso	1	3	117 A	Wright St.	2	3
						95 A	Western Mich.	2	2	120 H	Detroit	0	0
										138 A	Oral Roberts	1	2
										169 A	IPFW	0	4
										170 H	Cincinnati	3	2
										182 H	Northern Ky.	2	0
										186 A	Houston Baptist	3	1
										202 H	Eastern Ill.	2	1
<hr/>													
LAST 10 GAMES													
						110 A	Omaha	1	2	170 H	Cincinnati	3	2
						120 H	Detroit	0	0	202 H	Eastern Ill.	2	1
						107 H	Denver	1	0	87 H	Valparaiso	1	3
						103 H	Western Ill.	1	1	95 A	Western Mich.	2	2
						138 A	Oral Roberts	1	2	169 A	IPFW	0	4

Non-Div. I Games:

IUPUI

Average RPI Win:		91	WON-LOST RECORD		WINNING PCT. RANK		LAST 10 GAMES		STRENGTH OF SCHEDULE		OPP. STRENGTH OF SCHEDULE		TEAM RPI		ADJ RPI		CONF. RPI		ADJ CONF. RPI	
DIV. I ONLY		5-8-3		.40625	142	3-4-1		76		102		128		.44688	145	5		5		
DIV. I NON-CONF.		2-4-2		.375	153	1-0-0		128		193		157		.41973	175	5		5		
TOTALS		RPI 1-25		RPI 26-50		W-L RECORDS		RPI 51-100		RPI 101-150		RPI 150+								
5-8-3		0-1-1		2-1-0		OVERALL		1-1-1		1-2-1		1-3-0								
1-4-3		0-0-1		1-0-0		HOME		0-0-1		0-1-1		0-3-0								
4-3-0		0-1-0		1-1-0		AWAY		1-1-0		1-0-0		1-0-0								
0-1-0		0-0-0		0-0-0		NEUTRAL		0-0-0		0-1-0		0-0-0								
2-4-2		0-0-0		0-0-0		NON-CONFERENCE		0-1-1		1-1-1		1-2-0								
0-2-2		0-0-0		0-0-0		HOME		0-0-1		0-0-1		0-2-0								
2-1-0		0-0-0		0-0-		AWAY		0-1-0		1-0-0		1-0-0								
0-1-0		0-0-0		0-0-0		NEUTRAL		0-0-0		0-1-0		0-0-0								
3-4-1		0-1-1		2-1-0		CONFERENCE		1-0-0		0-1-0		0-1-0								
1-2-1		0-0-1		1-0-0		HOME		0-0-0		0-1-0		0-1-0								
2-2-0		0-1-0		1-1-0		AWAY		1-0-0		0-0-0		0-0-0								
0-0-0		0-0-0		0-0-0		NEUTRAL		0-0-0		0-0-0		0-0-0								
RPI	S	Opponent		Score		RPI	S	Opponent		Score		RPI	S	Opponent		Score				
3	H	Charlotte		0 0		26	A	UAB		2 7		72	A	Saint Francis (PA)		0 1				
25	A	Kentucky		0 2		30	A	New Mexico		2 1		76	A	South Carolina		1 0				
						39	H	Old Dominion		2 1		90	H	Duquesne		0 0				

Non-Div. I Games: Asbury 4 0 Concord 4 1

Marshall

Average RPI Win: 114		WON-LOST	WINNING	LAST 10	STRENGTH OF		OPP. STRENGTH	TEAM	ADJ	CONF.	ADJ CONF.
Average RPI Loss: 78		RECORD	PCT. RANK	GAMES	SCHEDULE		OF SCHEDULE	RPI	RPI	RPI	RPI
DIV. I ONLY		3-9-5	.32353	173	1-6-3		48	143	147	.44682	146
DIV. I NON-CONF.		3-5-4	.41667	142	1-2-2		68	161	151	.44647	145
TOTALS		RPI 1-25	RPI 26-50		W-L RECORDS		RPI 51-100		RPI 101-150		RPI 150+
3-9-5	0-1-0	0-2-1		OVERALL		1-4-1		2-1-1		0-1-2	
2-4-2	0-1-0	0-2-1		HOME		0-1-0		2-0-0		0-0-1	
0-5-2	0-0-0	0-0-0		AWAY		0-3-0		0-1-1		0-1-1	
1-0-1	0-0-0	0-0-0		NEUTRAL		1-0-1		0-0-0		0-0-0	
3-5-4	0-1-0	0-1-0		NON-CONFERENCE		1-2-1		2-1-1		0-0-2	
2-2-1	0-1-0	0-1-0		HOME		0-0-0		2-0-0		0-0-1	
0-3-2	0-0-0	0-0-		AWAY		0-2-0		0-1-1		0-0-1	
1-0-1	0-0-0	0-0-0		NEUTRAL		1-0-1		0-0-0		0-0-0	
0-4-1	0-0-0	0-1-1		CONFERENCE		0-2-0		0-0-0		0-1-0	
0-2-1	0-0-0	0-1-1		HOME		0-1-0		0-0-0		0-0-0	
0-2-0	0-0-0	0-0-0		AWAY		0-1-0		0-0-0		0-1-0	
0-0-0	0-0-0	0-0-0		NEUTRAL		0-0-0		0-0-0		0-0-0	
RPI S	Opponent	Score		RPI S	Opponent	Score		RPI S	Opponent	Score	
20 H	Northwestern	0 2		27 H	Akron	1 2		69 H	Bowling Green	1 2	
				35 H	West Virginia	1 1		75 N	Hofstra	0 0	
				48 H	Marquette	0 2		78 N	Quinnipiac	3 0	
								79 A	SMU	0 2	
								94 A	Santa Clara	0 1	
								95 A	Western Mich.	0 3	

Average RPI Win:		165	WON-LOST RECORD		WINNING PCT. RANK		LAST 10 GAMES		STRENGTH OF SCHEDULE		OPP. STRENGTH OF SCHEDULE		TEAM RPI		ADJ RPI		CONF. RPI		ADJ CONF. RPI				
Average RPI Loss:		91																					
DIV. I ONLY			6-10-2		.38889 146		4-4-2		127		141		151		.44649 147		14		14				
DIV. I NON-CONF.			2-6-0		.25 174		0-0-0		157		101		163		.43862 158		17		15				
TOTALS		RPI 1-25		RPI 26-50		W-L RECORDS		RPI 51-100		RPI 101-150		RPI 150+											
6-10-2		0-1-0		0-1-0		OVERALL		0-3-1		2-5-1		4-0-0											
4-4-0		0-0-0		0-1-0		HOME		0-2-0		1-1-0		3-0-0											
2-5-2		0-1-0		0-0-0		AWAY		0-1-1		1-3-1		1-0-0											
0-1-0		0-0-0		0-0-0		NEUTRAL		0-0-0		0-1-0		0-0-0											
2-6-0		0-1-0		0-0-0		NON-CONFERENCE		0-2-0		0-3-0		2-0-0											
2-1-0		0-0-0		0-0-0		HOME		0-1-0		0-0-0		2-0-0											
0-4-0		0-1-0		0-0-		AWAY		0-1-0		0-2-0		0-0-0											
0-1-0		0-0-0		0-0-0		NEUTRAL		0-0-0		0-1-0		0-0-0											
4-4-2		0-0-0		0-1-0		CONFERENCE		0-1-1		2-2-1		2-0-0											
2-3-0		0-0-0		0-1-0		HOME		0-1-0		1-1-0		1-0-0											
2-1-2		0-0-0		0-0-0		AWAY		0-0-1		1-1-1		1-0-0											
0-0-0		0-0-0		0-0-0		NEUTRAL		0-0-0		0-0-0		0-0-0											
RPI	S	Opponent		Score		RPI	S	Opponent		Score		RPI	S	Opponent		Score							
2	A	Stanford		0 2		46	H	Seattle		2 3		56	A	UNLV		0 0		103	N	Western Ill.		0 1	
												57	H	San Francisco		0 3		122	A	Air Force		5 1	
												62	A	St. Mary's (CA)		1 2		129	A	UMKC		1 1	
												88	H	Utah Valley		0 1		134	H	Incarnate Word		0 1	
																		135	A	Sacramento St.		1 2	
																		137	A	Bakersfield		1 5	
																		137	H	Bakersfield		2 0	
																		143	A	Bradley		2 3	
																		166	A	Grand Canyon		2 1	
																		177	H	Massachusetts		4 1	
																		186	H	Houston Baptist		3 1	
																		200	H	Pacific		4 0	
LAST 10 GAMES																							
						88	H	Utah Valley		0 1		134	H	Incarnate Word		0 1							
						46	H	Seattle		2 3		186	H	Houston Baptist		3 1							
						56	A	UNLV		0 0		129	A	UMKC		1 1							
						166	A	Grand Canyon		2 1		122	A	Air Force		5 1							
						137	H	Bakersfield		2 0		137	A	Bakersfield		1 5							

Non-Div. I Games:

San Jose St.

Average RPI Win:	143	WON-LOST	WINNING	LAST 10	STRENGTH OF	OPP. STRENGTH	TEAM	ADJ	CONF.	ADJ CONF.	
Average RPI Loss:	125	RECORD	PCT. RANK	GAMES	SCHEDULE	OF SCHEDULE	RPI	RPI	RPI	RPI	
DIV. I ONLY	8-6-2	.5625	84	6-4-0	198	160	141	.44536	148	22	22
DIV. I NON-CONF.	4-4-2	.5	105	2-2-0	196	99	150	.44245	151	23	23
TOTALS	RPI 1-25	RPI 26-50	W-L RECORDS	RPI 51-100	RPI 101-150	RPI 150+					
8-6-2	0-0-0	1-1-0	OVERALL	1-1-0	1-1-1	5-3-1					
5-1-1	0-0-0	0-0-0	HOME	0-0-0	0-0-1	5-1-0					
2-5-1	0-0-0	0-1-0	AWAY	1-1-0	1-1-0	0-2-1					
1-0-0	0-0-0	1-0-0	NEUTRAL	0-0-0	0-0-0	0-0-0					
4-4-2	0-0-0	1-1-0	NON-CONFERENCE	0-1-0	1-0-1	2-2-1					
2-1-1	0-0-0	0-0-0	HOME	0-0-0	0-0-1	2-1-0					
1-3-1	0-0-0	0-0-	AWAY	0-1-0	1-0-0	0-1-1					
1-0-0	0-0-0	1-0-0	NEUTRAL	0-0-0	0-0-0	0-0-0					
4-2-0	0-0-0	0-0-0	CONFERENCE	1-0-0	0-1-0	3-1-0					
3-0-0	0-0-0	0-0-0	HOME	0-0-0	0-0-0	3-0-0					
1-2-0	0-0-0	0-0-0	AWAY	1-0-0	0-1-0	0-1-0					
0-0-0	0-0-0	0-0-0	NEUTRAL	0-0-0	0-0-0	0-0-0					
RPI S Opponent	Score	RPI S Opponent	Score	RPI S Opponent	Score	RPI S Opponent	Score				
		42 N Elon	3 2	74 A Lehigh	0 1	114 A FIU	2 1				
		49 A Duke	2 8	91 A Lipscomb	3 1	125 A FGCU	0 1				
						131 H Loyola Maryland	1 1				
						153 H North Florida	6 0				
						158 A La Salle	2 3				
						162 H Campbell	1 3				
						172 H Ga. Southern	5 2				
						182 A Northern Ky.	0 1				
						188 H Jacksonville	1 0				
						192 A Fla. Atlantic	1 1				
						192 H Fla. Atlantic	4 0				
						193 H USC Upstate	3 2				
LAST 10 GAMES											
		192 H Fla. Atlantic	4 0	172 H Ga. Southern	5 2						
		182 A Northern Ky.	0 1	125 A FGCU	0 1						
		188 H Jacksonville	1 0	153 H North Florida	6 0						
		193 H USC Upstate	3 2	158 A La Salle	2 3						
		91 A Lipscomb	3 1	74 A Lehigh	0 1						

Non-Div. I Games:

Stetson

Average RPI Win: 148		WON-LOST RECORD		WINNING PCT. RANK		LAST 10 GAMES		STRENGTH OF SCHEDULE		OPP. STRENGTH OF SCHEDULE		TEAM RPI		ADJ RPI		CONF. RPI		ADJ CONF. RPI	
DIV. I ONLY		7-7-4		.5 103		3-5-2		170		168		143		.4447 149		15		15	
DIV. I NON-CONF.		4-2-2		.625 50		0-0-0		190		179		171		.42626 170		21		21	
TOTALS		RPI 1-25		RPI 26-50		W-L RECORDS		RPI 51-100		RPI 101-150		RPI 150+							
7-7-4		0-0-0		0-0-0		OVERALL		2-3-1		1-1-2		4-3-1							
3-4-1		0-0-0		0-0-0		HOME		1-2-0		0-1-1		2-1-0							
4-3-3		0-0-0		0-0-0		AWAY		1-1-1		1-0-1		2-2-1							
0-0-0		0-0-0		0-0-0		NEUTRAL		0-0-0		0-0-0		0-0-0							
4-2-2		0-0-0		0-0-0		NON-CONFERENCE		1-0-0		1-0-1		2-2-1							
1-1-1		0-0-0		0-0-0		HOME		1-0-0		0-0-1		0-1-0							
3-1-1		0-0-0		0-0-		AWAY		0-0-0		1-0-0		2-1-1							
0-0-0		0-0-0		0-0-0		NEUTRAL		0-0-0		0-0-0		0-0-0							
3-5-2		0-0-0		0-0-0		CONFERENCE		1-3-1		0-1-1		2-1-0							
2-3-0		0-0-0		0-0-0		HOME		0-2-0		0-1-0		2-0-0							
1-2-2		0-0-0		0-0-0		AWAY		1-1-1		0-0-1		0-1-0							
0-0-0		0-0-0		0-0-0		NEUTRAL		0-0-0		0-0-0		0-0-0							
RPI S	Opponent	Score		RPI S	Opponent	Score		RPI S	Opponent	Score		RPI S	Opponent	Score					
								73 A	Monmouth	0	0	115 H	Rider	0	2				
								78 H	Quinnipiac	2	4	118 H	Army	1	1				
								84 H	Villanova	1	0	121 A	Columbia	3	2				
								96 H	Iona	0	2	128 A	Fairfield	0	0				
								97 A	Canisius	3	2	152 H	Saint Joseph's	1	5				
								98 A	Siena	1	2	163 A	New Hampshire	1	1				
												165 H	Niagara	3	0				
												174 A	NJIT	0	1				
												176 A	Binghamton	1	0				
												178 A	Saint Peter's	1	2				
												187 H	Manhattan	2	0				
												205 A	Sacred Heart	1	0				
LAST 10 GAMES																			
								98 A	Siena	1	2	178 A	Saint Peter's	1	2				
								115 H	Rider	0	2	78 H	Quinnipiac	2	4				
								165 H	Niagara	3	0	96 H	Iona	0	2				
								73 A	Monmouth	0	0	128 A	Fairfield	0	0				
								97 A	Canisius	3	2	187 H	Manhattan	2	0				

Non-Div. I Games:

Marist

Average RPI Win:	127	WON-LOST RECORD	WINNING PCT. RANK	LAST 10 GAMES	STRENGTH OF SCHEDULE	OPP. STRENGTH OF SCHEDULE	TEAM RPI	ADJ RPI	CONF. RPI	ADJ CONF. RPI		
DIV. I ONLY		5-10-3	.36111	160	3-6-1	118	84	153	.44248	150	8	8
DIV. I NON-CONF.		4-4-2	.5	105	2-0-0	137	105	164	.43919	157	7	9
<hr/>												
TOTALS	RPI 1-25	RPI 26-50		W-L RECORDS		RPI 51-100		RPI 101-150		RPI 150+		
5-10-3	0-1-0	0-2-1		OVERALL		2-3-0		1-4-0		2-0-2		
3-4-1	0-1-0	0-1-0		HOME		2-1-0		1-1-0		0-0-1		
2-5-2	0-0-0	0-1-1		AWAY		0-2-0		0-2-0		2-0-1		
0-1-0	0-0-0	0-0-0		NEUTRAL		0-0-0		0-1-0		0-0-0		
4-4-2	0-0-0	0-1-1		NON-CONFERENCE		2-0-0		0-3-0		2-0-1		
2-2-0	0-0-0	0-1-0		HOME		2-0-0		0-1-0		0-0-0		
2-1-2	0-0-0	0-1-		AWAY		0-0-0		0-1-0		2-0-1		
0-1-0	0-0-0	0-0-0		NEUTRAL		0-0-0		0-1-0		0-0-0		
1-6-1	0-1-0	0-1-0		CONFERENCE		0-3-0		1-1-0		0-0-1		
1-2-1	0-1-0	0-0-0		HOME		0-1-0		1-0-0		0-0-1		
0-4-0	0-0-0	0-1-0		AWAY		0-2-0		0-1-0		0-0-0		
0-0-0	0-0-0	0-0-0		NEUTRAL		0-0-0		0-0-0		0-0-0		
RPI	S	Opponent	Score	RPI	S	Opponent	Score	RPI	S	Opponent	Score	
24	H	UNCW	0 3	30	A	New Mexico	1 1	64	H	Delaware	0 4	
				36	H	Princeton	0 1	67	H	Seton Hall	2 0	
				42	A	Elon	0 2	75	A	Hofstra	1 2	
								84	H	Villanova	1 0	
								86	A	Northeastern	0 1	
								102	H	James Madison	2 1	
								104	A	Penn	0 2	
								109	A	William & Mary	1 3	
								131	H	Loyola Maryland	0 1	
								137	N	Bakersfield	1 2	
								152	A	Saint Joseph's	0 0	
								161	H	Col. of Charleston	2 2	
								190	A	Fairleigh Dickinson	3 0	
								194	A	Temple	1 0	
<hr/>												
LAST 10 GAMES												
24	H	UNCW	0 3	161	H	Col. of Charleston	2 2					
64	H	Delaware	0 4	86	A	Northeastern	0 1					
75	A	Hofstra	1 2	109	A	William & Mary	1 3					
42	A	Elon	0 2	67	H	Seton Hall	2 0					
102	H	James Madison	2 1	190	A	Fairleigh Dickinson	3 0					

Non-Div. I Games:

Drexel

Average RPI Win:		155	WON-LOST RECORD		WINNING PCT. RANK		LAST 10 GAMES		STRENGTH OF SCHEDULE		OPP. STRENGTH OF SCHEDULE		TEAM RPI		ADJ RPI		CONF. RPI		ADJ CONF. RPI	
DIV. I ONLY			6-11-2		.36842 157		6-4-0		102		158		146		.44075 151		16		16	
DIV. I NON-CONF.			0-7-1		.0625 202		0-0-0		110		87		143		.43986 155		19		19	
TOTALS		RPI 1-25		RPI 26-50		W-L RECORDS		RPI 51-100		RPI 101-150		RPI 150+								
6-11-2		0-2-0		0-0-0		OVERALL		0-5-1		4-2-0		2-2-1								
5-7-0		0-1-0		0-0-0		HOME		0-3-0		3-1-0		2-2-0								
1-4-2		0-1-0		0-0-0		AWAY		0-2-1		1-1-0		0-0-1								
0-0-0		0-0-0		0-0-0		NEUTRAL		0-0-0		0-0-0		0-0-0								
0-7-1		0-2-0		0-0-0		NON-CONFERENCE		0-2-0		0-1-0		0-2-1								
0-5-0		0-1-0		0-0-0		HOME		0-1-0		0-1-0		0-2-0								
0-2-1		0-1-0		0-0-		AWAY		0-1-0		0-0-0		0-0-1								
0-0-0		0-0-0		0-0-0		NEUTRAL		0-0-0		0-0-0		0-0-0								
6-4-1		0-0-0		0-0-0		CONFERENCE		0-3-1		4-1-0		2-0-0								
5-2-0		0-0-0		0-0-0		HOME		0-2-0		3-0-0		2-0-0								
1-2-1		0-0-0		0-0-0		AWAY		0-1-1		1-1-0		0-0-0								
0-0-0		0-0-0		0-0-0		NEUTRAL		0-0-0		0-0-0		0-0-0								
RPI	S	Opponent		Score		RPI	S	Opponent		Score		RPI	S	Opponent		Score				
3	H	Charlotte		0	2			60	A	Furman	0	0	102	H	James Madison		0	1		
24	A	UNCW		1	2			60	H	Furman	1	3	105	A	Wofford		0	1		
								76	A	South Carolina	1	2	105	H	Wofford		2	1		
								80	A	Mercer	2	3	140	A	East Tenn. St.		1	0		
								80	H	Mercer	1	2	140	H	East Tenn. St.		2	0		
								81	H	Virginia Tech	0	1	140	H	East Tenn. St.		2	1		
													162	H	Campbell		0	1		
													167	H	Georgia St.		1	2		
													191	A	Longwood		2	2		
													203	H	VMI		3	0		
													203	H	VMI		3	1		
LAST 10 GAMES																				
140 H East Tenn. St.						2	1	80 H Mercer						1	2					
203 H VMI						3	1	203 H VMI						3	0					
140 A East Tenn. St.						1	0	140 H East Tenn. St.						2	0					
105 A Wofford						0	1	80 A Mercer						2	3					
60 H Furman						1	3	105 H Wofford						2	1					

Non-Div. I Games:

UNC Greensboro

Average RPI Win:	164	WON-LOST	WINNING	LAST 10	STRENGTH OF	OPP. STRENGTH	TEAM	ADJ	CONF.	ADJ CONF.	
Average RPI Loss:	99	RECORD	PCT. RANK	GAMES	SCHEDULE	OF SCHEDULE	RPI	RPI	RPI	RPI	
DIV. I ONLY	7-7-4	.5	103	2-6-2	185	165	149	.43988	152	11	11
DIV. I NON-CONF.	5-2-3	.65	43	0-1-1	156	178	140	.45204	140	13	13
<hr/>											
TOTALS	RPI 1-25	RPI 26-50		W-L RECORDS		RPI 51-100		RPI 101-150		RPI 150+	
7-7-4	0-0-0	0-1-0		OVERALL		1-2-0		1-3-3		5-1-1	
3-5-3	0-0-0	0-1-0		HOME		1-2-0		0-1-2		2-1-1	
4-2-1	0-0-0	0-0-0		AWAY		0-0-0		1-2-1		3-0-0	
0-0-0	0-0-0	0-0-0		NEUTRAL		0-0-0		0-0-0		0-0-0	
<hr/>											
5-2-3	0-0-0	0-0-0		NON-CONFERENCE		1-0-0		1-2-2		3-0-1	
3-1-3	0-0-0	0-0-0		HOME		1-0-0		0-1-2		2-0-1	
2-1-0	0-0-0	0-0-		AWAY		0-0-0		1-1-0		1-0-0	
0-0-0	0-0-0	0-0-0		NEUTRAL		0-0-0		0-0-0		0-0-0	
<hr/>											
2-5-1	0-0-0	0-1-0		CONFERENCE		0-2-0		0-1-1		2-1-0	
0-4-0	0-0-0	0-1-0		HOME		0-2-0		0-0-0		0-1-0	
2-1-1	0-0-0	0-0-0		AWAY		0-0-0		0-1-1		2-0-0	
0-0-0	0-0-0	0-0-0		NEUTRAL		0-0-0		0-0-0		0-0-0	
<hr/>											
RPI S	Opponent	Score	RPI S	Opponent	Score	RPI S	Opponent	Score	RPI S	Opponent	Score
			38 H	Davidson	0 3	65 H	Rhode Island	0 2	104 A	Penn	1 2
						71 H	Dayton	0 4	115 H	Rider	1 1
						98 H	Siena	1 0	118 H	Army	0 1
									136 A	Fordham	0 2
									139 A	George Washington	1 1
									149 A	Marist	5 1
									150 H	Drexel	0 0
									154 H	St. Francis Brooklyn	1 0
									158 H	La Salle	0 1
									173 A	LIU Brooklyn	4 3
									174 H	NJIT	0 0
									177 A	Massachusetts	1 0
									198 A	St. Bonaventure	2 1
									201 H	Howard	1 0
<hr/>											
LAST 10 GAMES											
	71 H	Dayton	0	4		139 A	George Washington	1	1		
	38 H	Davidson	0	3		136 A	Fordham	0	2		
	198 A	St. Bonaventure	2	1		177 A	Massachusetts	1	0		
	65 H	Rhode Island	0	2		104 A	Penn	1	2		
	158 H	La Salle	0	1		174 H	NJIT	0	0		

Non-Div. I Games:

Saint Joseph's

Average RPI Win: 185		WON-LOST RECORD		WINNING PCT. RANK		LAST 10 GAMES		STRENGTH OF SCHEDULE		OPP. STRENGTH OF SCHEDULE		TEAM RPI		ADJ RPI		CONF. RPI		ADJ CONF. RPI	
DIV. I ONLY		6-6-1		.5 103		4-5-1		189		198		150		.43942 153		22		22	
DIV. I NON-CONF.		3-4-0		.42857 141		1-3-0		188		172		160		.43162 164		23		23	
TOTALS		RPI 1-25		RPI 26-50		W-L RECORDS		RPI 51-100		RPI 101-150		RPI 150+							
6-6-1		0-0-0		0-0-0		OVERALL		0-3-0		0-1-1		6-2-0							
4-1-0		0-0-0		0-0-0		HOME		0-1-0		0-0-0		4-0-0							
2-4-1		0-0-0		0-0-0		AWAY		0-2-0		0-1-1		2-1-0							
0-1-0		0-0-0		0-0-0		NEUTRAL		0-0-0		0-0-0		0-1-0							
3-4-0		0-0-0		0-0-0		NON-CONFERENCE		0-2-0		0-0-0		3-2-0							
2-0-0		0-0-0		0-0-0		HOME		0-0-0		0-0-0		2-0-0							
1-3-0		0-0-0		0-0-		AWAY		0-2-0		0-0-0		1-1-0							
0-1-0		0-0-0		0-0-0		NEUTRAL		0-0-0		0-0-0		0-1-0							
3-2-1		0-0-0		0-0-0		CONFERENCE		0-1-0		0-1-1		3-0-0							
2-1-0		0-0-0		0-0-0		HOME		0-1-0		0-0-0		2-0-0							
1-1-1		0-0-0		0-0-0		AWAY		0-0-0		0-1-1		1-0-0							
0-0-0		0-0-0		0-0-0		NEUTRAL		0-0-0		0-0-0		0-0-0							
RPI S	Opponent	Score		RPI S	Opponent	Score		RPI S	Opponent	Score		RPI S	Opponent	Score					
								60 A	Furman	1	2	125 A	FGCU	2	2				
								80 A	Mercer	1	2	148 A	Stetson	0	6				
								91 H	Lipscomb	0	1	161 N	Col. of Charleston	0	4				
												167 A	Georgia St.	1	4				
												174 H	NJIT	3	1				
												182 H	Northern Ky.	4	0				
												183 A	UCF	1	0				
												188 H	Jacksonville	2	0				
												192 H	Fla. Atlantic	5	2				
												193 A	USC Upstate	3	0				
LAST 10 GAMES																			
182 H Northern Ky.						4	0	188 H Jacksonville						2	0				
80 A Mercer						1	2	148 A Stetson						0	6				
125 A FGCU						2	2	183 A UCF						1	0				
91 H Lipscomb						0	1	167 A Georgia St.						1	4				
193 A USC Upstate						3	0	161 N Col. of Charleston						0	4				

Non-Div. I Games:

North Florida

Average RPI Win:	171	WON-LOST	WINNING	LAST 10	STRENGTH OF	OPP. STRENGTH	TEAM	ADJ	CONF.	ADJ CONF.					
Average RPI Loss:	135	RECORD	PCT. RANK	GAMES	SCHEDULE	OF SCHEDULE	RPI	RPI	RPI	RPI					
DIV. I ONLY	9-5-4	.61111	58	6-1-3	203	189	148	.43844	154	23	23				
DIV. I NON-CONF.	5-4-2	.54545	101	2-0-1	195	168	144	.44282	149	22	22				
<hr/>															
TOTALS	RPI 1-25	RPI 26-50		W-L RECORDS	RPI 51-100		RPI 101-150		RPI 150+						
9-5-4	0-0-0	0-0-0		OVERALL	0-1-0		2-2-1		7-2-3						
6-1-0	0-0-0	0-0-0		HOME	0-0-0		1-0-0		5-1-0						
3-3-4	0-0-0	0-0-0		AWAY	0-1-0		1-1-1		2-1-3						
0-1-0	0-0-0	0-0-0		NEUTRAL	0-0-0		0-1-0		0-0-0						
<hr/>															
5-4-2	0-0-0	0-0-0		NON-CONFERENCE	0-0-0		2-2-0		3-2-2						
3-1-0	0-0-0	0-0-0		HOME	0-0-0		1-0-0		2-1-0						
2-2-2	0-0-0	0-0-		AWAY	0-0-0		1-1-0		1-1-2						
0-1-0	0-0-0	0-0-0		NEUTRAL	0-0-0		0-1-0		0-0-0						
<hr/>															
4-1-2	0-0-0	0-0-0		CONFERENCE	0-1-0		0-0-1		4-0-1						
3-0-0	0-0-0	0-0-0		HOME	0-0-0		0-0-0		3-0-0						
1-1-2	0-0-0	0-0-0		AWAY	0-1-0		0-0-1		1-0-1						
0-0-0	0-0-0	0-0-0		NEUTRAL	0-0-0		0-0-0		0-0-0						
<hr/>															
RPI	S	Opponent	Score	RPI	S	Opponent	Score	RPI	S	Opponent	Score				
				72 A Saint Francis (PA) 0 1				111 A Bryant 1 1							
								115 H Rider 2 0							
								118 A Army 2 0							
								132 N UMass Lowell 1 3							
								133 A Vermont 1 2							
								152 A Saint Joseph's 0 1							
								156 A Lafayette 2 2							
								171 A Albany (NY) 0 0							
								173 H LIU Brooklyn 2 0							
								174 H NJIT 2 0							
								178 A Saint Peter's 2 0							
								179 A Robert Morris 1 1							
								181 H Central Conn. St. 1 0							
								187 H Manhattan 0 1							
								190 H Fairleigh Dickinson 1 0							
								201 H Howard 3 0							
								205 A Sacred Heart 2 1							
				<hr/>											
				LAST 10 GAMES											
				173 H LIU Brooklyn 2 0				72 A Saint Francis (PA) 0 1							
190 H Fairleigh Dickinson 1 0				205 A Sacred Heart 2 1											
111 A Bryant 1 1				174 H NJIT 2 0											
181 H Central Conn. St. 1 0				171 A Albany (NY) 0 0											
179 A Robert Morris 1 1				115 H Rider 2 0											

Non-Div. I Games:

St. Francis Brooklyn

Average RPI Win:	144	WON-LOST	WINNING	LAST 10	STRENGTH OF	OPP. STRENGTH	TEAM	ADJ	CONF.	ADJ CONF.	
Average RPI Loss:	87	RECORD	PCT. RANK	GAMES	SCHEDULE	OF SCHEDULE	RPI	RPI	RPI	RPI	
DIV. I ONLY	4-10-2	.3125	175	2-5-2	109	105	162	.43711	155	7	7
DIV. I NON-CONF.	3-8-0	.27273	172	1-3-0	143	117	178	.41897	177	9	8
<hr/>											
TOTALS	RPI 1-25	RPI 26-50		W-L RECORDS		RPI 51-100		RPI 101-150		RPI 150+	
4-10-2	0-0-0	0-3-0		OVERALL		0-4-2		3-1-0		1-2-0	
4-1-1	0-0-0	0-0-0		HOME		0-0-1		3-1-0		1-0-0	
0-9-1	0-0-0	0-3-0		AWAY		0-4-1		0-0-0		0-2-0	
0-0-0	0-0-0	0-0-0		NEUTRAL		0-0-0		0-0-0		0-0-0	
3-8-0	0-0-0	0-1-0		NON-CONFERENCE		0-4-0		2-1-0		1-2-0	
3-1-0	0-0-0	0-0-0		HOME		0-0-0		2-1-0		1-0-0	
0-7-0	0-0-0	0-0-		AWAY		0-4-0		0-0-0		0-2-0	
0-0-0	0-0-0	0-0-0		NEUTRAL		0-0-0		0-0-0		0-0-0	
1-2-2	0-0-0	0-2-0		CONFERENCE		0-0-2		1-0-0		0-0-0	
1-0-1	0-0-0	0-0-0		HOME		0-0-1		1-0-0		0-0-0	
0-2-1	0-0-0	0-2-0		AWAY		0-0-1		0-0-0		0-0-0	
0-0-0	0-0-0	0-0-0		NEUTRAL		0-0-0		0-0-0		0-0-0	
RPI	S	Opponent	Score	RPI	S	Opponent	Score	RPI	S	Opponent	Score
				27	A	Akron	0 4	61	A	Cornell	0 5
				35	A	West Virginia	0 3	69	A	Bowling Green	1 1
				45	A	San Diego	1 4	83	A	San Diego St.	0 1
								90	A	Duquesne	0 3
								95	H	Western Mich.	2 2
								97	A	Canisius	0 1

Non-Div. I Games: Houghton 2 0

Buffalo

Average RPI Win: 148		WON-LOST	WINNING	LAST 10	STRENGTH OF		OPP. STRENGTH	TEAM	ADJ	CONF.	ADJ CONF.
Average RPI Loss: 87		RECORD	PCT. RANK	GAMES	SCHEDULE		OF SCHEDULE	RPI	RPI	RPI	RPI
DIV. I ONLY		6-10-2	.38889	146	3-7-0		169	94	161	.43393	156
DIV. I NON-CONF.		4-3-2	.55556	83	1-0-0		194	143	185	.40145	182
TOTALS		RPI 1-25	RPI 26-50		W-L RECORDS		RPI 51-100		RPI 101-150		RPI 150+
6-10-2	0-0-0	0-3-0		OVERALL		1-2-0		1-5-0		4-0-2	
4-3-1	0-0-0	0-1-0		HOME		1-0-0		1-2-0		2-0-1	
2-7-1	0-0-0	0-2-0		AWAY		0-2-0		0-3-0		2-0-1	
0-0-0	0-0-0	0-0-0		NEUTRAL		0-0-0		0-0-0		0-0-0	
4-3-2	0-0-0	0-0-0		NON-CONFERENCE		0-2-0		0-1-0		4-0-2	
2-0-1	0-0-0	0-0-0		HOME		0-0-0		0-0-0		2-0-1	
2-3-1	0-0-0	0-0-		AWAY		0-2-0		0-1-0		2-0-1	
0-0-0	0-0-0	0-0-0		NEUTRAL		0-0-0		0-0-0		0-0-0	
2-7-0	0-0-0	0-3-0		CONFERENCE		1-0-0		1-4-0		0-0-0	
2-3-0	0-0-0	0-1-0		HOME		1-0-0		1-2-0		0-0-0	
0-4-0	0-0-0	0-2-0		AWAY		0-0-0		0-2-0		0-0-0	
0-0-0	0-0-0	0-0-0		NEUTRAL		0-0-0		0-0-0		0-0-0	
RPI S	Opponent	Score	RPI S	Opponent	Score	RPI S	Opponent	Score	RPI S	Opponent	Score
			31 H	American	1 2	61 A	Cornell	0 1	106 A	Bucknell	0 2
			33 A	Boston U.	1 3	74 H	Lehigh	2 0	112 H	Holy Cross	2 3
			50 A	Navy	0 1	99 A	Rutgers	1 2	118 A	Army	0 1
									127 H	Colgate	1 2
									131 H	Loyola Maryland	1 0
									136 A	Fordham	1 2
									154 H	St. Francis Brooklyn	2 2
									155 H	Buffalo	1 0
									164 A	Pittsburgh	0 0
									171 A	Albany (NY)	1 0
									176 A	Binghamton	1 0
									178 H	Saint Peter's	1 0
LAST 10 GAMES											
			131 H	Loyola Maryland	1 0	155 H	Buffalo	1 0			
			118 A	Army	0 1	112 H	Holy Cross	2 3			
			106 A	Bucknell	0 2	74 H	Lehigh	2 0			
			31 H	American	1 2	50 A	Navy	0 1			
			33 A	Boston U.	1 3	127 H	Colgate	1 2			

Non-Div. I Games:

Lafayette

Average RPI Win:	146	WON-LOST	WINNING	LAST 10	STRENGTH OF	OPP. STRENGTH	TEAM	ADJ	CONF.	ADJ CONF.	
Average RPI Loss:	83	RECORD	PCT. RANK	GAMES	SCHEDULE	OF SCHEDULE	RPI	RPI	RPI	RPI	
DIV. I ONLY	6-9-3	.41667	136	3-5-2	172	98	158	.43389	157	19	18
DIV. I NON-CONF.	3-6-1	.35	157	0-2-0	153	31	146	.4525	139	18	17
TOTALS	RPI 1-25	RPI 26-50		W-L RECORDS		RPI 51-100		RPI 101-150		RPI 150+	
6-9-3	0-0-0	0-4-0		OVERALL		0-1-1		4-3-1		2-1-1	
4-3-1	0-0-0	0-1-0		HOME		0-1-0		3-0-1		1-1-0	
2-6-2	0-0-0	0-3-0		AWAY		0-0-1		1-3-0		1-0-1	
0-0-0	0-0-0	0-0-0		NEUTRAL		0-0-0		0-0-0		0-0-0	
3-6-1	0-0-0	0-4-0		NON-CONFERENCE		0-0-0		2-2-1		1-0-0	
2-1-1	0-0-0	0-1-0		HOME		0-0-0		2-0-1		0-0-0	
1-5-0	0-0-0	0-0-		AWAY		0-0-0		0-2-0		1-0-0	
0-0-0	0-0-0	0-0-0		NEUTRAL		0-0-0		0-0-0		0-0-0	
3-3-2	0-0-0	0-0-0		CONFERENCE		0-1-1		2-1-0		1-1-1	
2-2-0	0-0-0	0-0-0		HOME		0-1-0		1-0-0		1-1-0	
1-1-2	0-0-0	0-0-0		AWAY		0-0-1		1-1-0		0-0-1	
0-0-0	0-0-0	0-0-0		NEUTRAL		0-0-0		0-0-0		0-0-0	
RPI	S	Opponent	Score	RPI	S	Opponent	Score	RPI	S	Opponent	Score
				31	A	American	0 3	87	A	Valparaiso	1 1
				34	A	George Mason	0 2	92	H	Oakland	0 2
				37	H	Oregon St.	0 2				
				48	A	Marquette	0 2				
											</

Non-Div. I Games:

Milwaukee

Average RPI Win: 148		WON-LOST	WINNING	LAST 10	STRENGTH OF	OPP. STRENGTH	TEAM	ADJ	CONF.	ADJ CONF.				
Average RPI Loss: 118		RECORD	PCT. RANK	GAMES	SCHEDULE	OF SCHEDULE	RPI	RPI	RPI	RPI				
DIV. I ONLY		7-8-3	.47222	116	4-4-2	192	125	157	.43343	158	11	11		
DIV. I NON-CONF.		4-5-1	.45	131	1-1-0	186	149	170	.42717	169	13	13		
<hr/>														
TOTALS		RPI 1-25	RPI 26-50		W-L RECORDS		RPI 51-100		RPI 101-150		RPI 150+			
7-8-3	0-0-0	0-0-1		OVERALL		1-3-1		2-5-0		4-0-1				
5-1-2	0-0-0	0-0-1		HOME		1-0-0		2-1-0		2-0-1				
2-6-1	0-0-0	0-0-0		AWAY		0-3-1		0-3-0		2-0-0				
0-1-0	0-0-0	0-0-0		NEUTRAL		0-0-0		0-1-0		0-0-0				
<hr/>														
4-5-1	0-0-0	0-0-0		NON-CONFERENCE		0-2-0		2-3-0		2-0-1				
3-0-1	0-0-0	0-0-0		HOME		0-0-0		2-0-0		1-0-1				
1-4-0	0-0-0	0-0-		AWAY		0-2-0		0-2-0		1-0-0				
0-1-0	0-0-0	0-0-0		NEUTRAL		0-0-0		0-1-0		0-0-0				
<hr/>														
3-3-2	0-0-0	0-0-1		CONFERENCE		1-1-1		0-2-0		2-0-0				
2-1-1	0-0-0	0-0-1		HOME		1-0-0		0-1-0		1-0-0				
1-2-1	0-0-0	0-0-0		AWAY		0-1-1		0-1-0		1-0-0				
0-0-0	0-0-0	0-0-0		NEUTRAL		0-0-0		0-0-0		0-0-0				
<hr/>														
RPI S	Opponent	Score	RPI S	Opponent	Score	RPI S	Opponent	Score	RPI S	Opponent	Score			
			34 H	George Mason	1 1	71 H	Dayton	1 0	106 H	Bucknell	1 0			
			84 A	Villanova	0 3	131 A	Loyola Maryland	0 1						
			90 A	Duquesne	1 3	132 N	UMass Lowell	0 2						
			98 A	Siena	0 1	133 A	Vermont	1 2						
			100 A	VCU	0 0	136 H	Fordham	1 3						
			139 A	George Washington	0 1									
			148 H	Stetson	3 2									
			152 A	Saint Joseph's	1 0									
			173 H	LIU Brooklyn	1 0									
			187 A	Manhattan	1 0									
			194 H	Temple	2 2									
			198 H	St. Bonaventure	5 0									
			<hr/>											
			LAST 10 GAMES											
			34 H	George Mason	1 1	100 A			VCU	0 0				
			71 H	Dayton	1 0	139 A			George Washington	0 1				
			90 A	Duquesne	1 3	136 H			Fordham	1 3				
			198 H	St. Bonaventure	5 0	173 H			LIU Brooklyn	1 0				
			152 A	Saint Joseph's	1 0	84 A			Villanova	0 3				

Non-Div. I Games:

La Salle

Average RPI Win:	148	WON-LOST RECORD	WINNING PCT. RANK	LAST 10 GAMES	STRENGTH OF SCHEDULE	OPP. STRENGTH OF SCHEDULE	TEAM RPI	ADJ RPI	CONF. RPI	ADJ CONF. RPI	
Average RPI Loss:	93	5-11-0	.3125 175	4-6-0	117	134	165	.43134 159	19	18	
DIV. I ONLY		1-7-0	.125 196	0-2-0	95	65	139	.45614 136	18	17	
DIV. I NON-CONF.											
<hr/>											
TOTALS	RPI 1-25	RPI 26-50	W-L RECORDS		RPI 51-100		RPI 101-150		RPI 150+		
5-11-0	0-1-0	0-2-0	OVERALL		0-4-0		3-2-0		2-2-0		
1-4-0	0-0-0	0-0-0	HOME		0-3-0		1-0-0		0-1-0		
4-7-0	0-1-0	0-2-0	AWAY		0-1-0		2-2-0		2-1-0		
0-0-0	0-0-0	0-0-0	NEUTRAL		0-0-0		0-0-0		0-0-0		
<hr/>											
1-7-0	0-1-0	0-2-0	NON-CONFERENCE		0-2-0		1-1-0		0-1-0		
0-1-0	0-0-0	0-0-0	HOME		0-1-0		0-0-0		0-0-0		
1-6-0	0-1-0	0-0-	AWAY		0-1-0		1-1-0		0-1-0		
0-0-0	0-0-0	0-0-0	NEUTRAL		0-0-0		0-0-0		0-0-0		
<hr/>											
4-4-0	0-0-0	0-0-0	CONFERENCE		0-2-0		2-1-0		2-1-0		
1-3-0	0-0-0	0-0-0	HOME		0-2-0		1-0-0		0-1-0		
3-1-0	0-0-0	0-0-0	AWAY		0-0-0		1-1-0		2-0-0		
0-0-0	0-0-0	0-0-0	NEUTRAL		0-0-0		0-0-0		0-0-0		
<hr/>											
RPI S	Opponent	Score	RPI S	Opponent	Score	RPI S	Opponent	Score	RPI S	Opponent	Score
12 A	California	1 6	27 A	Akron	0 5	69 H	Bowling Green	0 1	117 A	Wright St.	3 1
			32 A	Wake Forest	1 4	87 H	Valparaiso	0 1	120 A	Detroit	0 3
						89 A	North Carolina St.	0 4	123 H	Ill.-Chicago	3 1
						92 H	Oakland	0 1	135 A	Sacramento St.	0 2
									145 A	Marshall	2 0
									157 A	Milwaukee	3 1
									170 A	Cincinnati	0 2
									185 H	Green Bay	1 2
									196 A	Belmont	1 0
<hr/>											
LAST 10 GAMES											
185 H Green Bay 1 2						117 A Wright St. 3 1					
123 H Ill.-Chicago 3 1						92 H Oakland 0 1					
27 A Akron 0 5						69 H Bowling Green 0 1					
120 A Detroit 0 3						196 A Belmont 1 0					
87 H Valparaiso 0 1						157 A Milwaukee 3 1					

Non-Div. I Games: Salem Int'l 3 2

Cleveland St.

Average RPI Win: 147		WON-LOST	WINNING	LAST 10	STRENGTH OF		OPP. STRENGTH	TEAM	ADJ	CONF.	ADJ CONF.
Average RPI Loss: 76		RECORD	PCT. RANK	GAMES	SCHEDULE		OF SCHEDULE	RPI	RPI	RPI	RPI
DIV. I ONLY		4-10-4	.33333	170	3-6-1		130	104	169	.43018	160
DIV. I NON-CONF.		1-5-3	.27778	171	0-1-0		94	70	147	.45407	138
TOTALS		RPI 1-25	RPI 26-50		W-L RECORDS		RPI 51-100		RPI 101-150		RPI 150+
4-10-4	0-1-0	0-2-0		OVERALL		1-5-2		1-1-2		2-1-0	
3-4-3	0-1-0	0-1-0		HOME		0-2-2		1-0-1		2-0-0	
1-6-1	0-0-0	0-1-0		AWAY		1-3-0		0-1-1		0-1-0	
0-0-0	0-0-0	0-0-0		NEUTRAL		0-0-0		0-0-0		0-0-0	
1-5-3	0-1-0	0-1-0		NON-CONFERENCE		0-2-1		0-1-2		1-0-0	
1-2-2	0-1-0	0-0-0		HOME		0-1-1		0-0-1		1-0-0	
0-3-1	0-0-0	0-0-		AWAY		0-1-0		0-1-1		0-0-0	
0-0-0	0-0-0	0-0-0		NEUTRAL		0-0-0		0-0-0		0-0-0	
3-5-1	0-0-0	0-1-0		CONFERENCE		1-3-1		1-0-0		1-1-0	
2-2-1	0-0-0	0-1-0		HOME		0-1-1		1-0-0		1-0-0	
1-3-0	0-0-0	0-0-0		AWAY		1-2-0		0-0-0		0-1-0	
0-0-0	0-0-0	0-0-0		NEUTRAL		0-0-0		0-0-0		0-0-0	
RPI S	Opponent	Score		RPI S	Opponent	Score		RPI S	Opponent	Score	
8 H	Washington	1	2	37 A	Oregon St.	0	2	51 A	South Fla.	0	2
				45 H	San Diego	0	2	57 A	San Francisco	2	3
								59 H	Loyola Marymount	0	0
								62 A	St. Mary's (CA)	5	1
								62 H	St. Mary's (CA)	1	3
								90 H	Duquesne	1	1
								94 A	Santa Clara	1	2
								98 H	Siena	1	2
LAST 10 GAMES											
	62 H	St. Mary's (CA)	1	3		57 A	San Francisco	2	3		
	200 A	Pacific	1	2		142 H	Gonzaga	1	0		
	45 H	San Diego	0	2		200 H	Pacific	5	2		
	59 H	Loyola Marymount	0	0		62 A	St. Mary's (CA)	5	1		
	94 A	Santa Clara	1	2		8 H	Washington	1	2		

Non-Div. I Games:

Portland

Average RPI Win:	160	WON-LOST RECORD	WINNING PCT. RANK	LAST 10 GAMES	STRENGTH OF SCHEDULE	OPP. STRENGTH OF SCHEDULE	TEAM RPI	ADJ RPI	CONF. RPI	ADJ CONF. RPI	
DIV. I ONLY		2-11-3	.21875 190	0-8-2	56	132	173	.42743 161	8	8	
DIV. I NON-CONF.		2-5-1	.3125 161	0-2-0	62	181	176	.42566 171	7	9	
<hr/>											
TOTALS	RPI 1-25	RPI 26-50		W-L RECORDS	RPI 51-100		RPI 101-150		RPI 150+		
2-11-3	0-1-0	0-3-0		OVERALL	0-4-1		0-3-1		2-0-1		
0-5-1	0-0-0	0-3-0		HOME	0-1-1		0-1-0		0-0-0		
0-5-1	0-1-0	0-0-0		AWAY	0-2-0		0-2-1		0-0-0		
2-1-1	0-0-0	0-0-0		NEUTRAL	0-1-0		0-0-0		2-0-1		
<hr/>											
2-5-1	0-0-0	0-2-0		NON-CONFERENCE	0-2-0		0-1-0		2-0-1		
0-2-0	0-0-0	0-2-0		HOME	0-0-0		0-0-0		0-0-0		
0-2-0	0-0-0	0-0-		AWAY	0-1-0		0-1-0		0-0-0		
2-1-1	0-0-0	0-0-0		NEUTRAL	0-1-0		0-0-0		2-0-1		
<hr/>											
0-6-2	0-1-0	0-1-0		CONFERENCE	0-2-1		0-2-1		0-0-0		
0-3-1	0-0-0	0-1-0		HOME	0-1-1		0-1-0		0-0-0		
0-3-1	0-1-0	0-0-0		AWAY	0-1-0		0-1-1		0-0-0		
0-0-0	0-0-0	0-0-0		NEUTRAL	0-0-0		0-0-0		0-0-0		
<hr/>											
RPI S	Opponent	Score	RPI S	Opponent	Score	RPI S	Opponent	Score	RPI S	Opponent	Score
24 A	UNCW	0 2	42 H	Elon	1 2	64 H	Delaware	2 2	102 A	James Madison	0 2
			46 H	Seattle	0 2	75 A	Hofstra	0 1	105 A	Wofford	0 2
			47 H	UC Santa Barbara	1 2	82 N	Hartford	0 1	109 H	William & Mary	2 3
						86 H	Northeastern	0 1	150 A	Drexel	2 2
						89 A	North Carolina St.	0 2	153 N	North Florida	4 0
									167 N	Georgia St.	2 0
									183 N	UCF	1 1
<hr/>											
			LAST 10 GAMES								
			75 A	Hofstra	0 1	150 A	Drexel	2 2			
			42 H	Elon	1 2	24 A	UNCW	0 2			
			64 H	Delaware	2 2	86 H	Northeastern	0 1			
			102 A	James Madison	0 2	105 A	Wofford	0 2			
			109 H	William & Mary	2 3	89 A	North Carolina St.	0 2			

Non-Div. I Games:

Col. of Charleston

Average RPI Win: 166		WON-LOST RECORD		WINNING PCT. RANK		LAST 10 GAMES		STRENGTH OF SCHEDULE		OPP. STRENGTH OF SCHEDULE		TEAM RPI		ADJ RPI		CONF. RPI		ADJ CONF. RPI	
DIV. I ONLY		5-12-0		.29412 179		2-8-0		86		153		160		.42468 162		20		20	
DIV. I NON-CONF.		3-5-0		.375 153		0-1-0		26		98		111		.48092 113		16		18	
TOTALS		RPI 1-25		RPI 26-50		W-L RECORDS		RPI 51-100		RPI 101-150		RPI 150+							
5-12-0		0-3-0		0-4-0		OVERALL		0-0-0		2-2-0		3-3-0							
2-7-0		0-2-0		0-3-0		HOME		0-0-0		1-1-0		1-1-0							
3-5-0		0-1-0		0-1-0		AWAY		0-0-0		1-1-0		2-2-0							
0-0-0		0-0-0		0-0-0		NEUTRAL		0-0-0		0-0-0		0-0-0							
3-5-0		0-3-0		0-1-0		NON-CONFERENCE		0-0-0		2-0-0		1-1-0							
1-3-0		0-2-0		0-1-0		HOME		0-0-0		1-0-0		0-0-0							
2-2-0		0-1-0		0-0-		AWAY		0-0-0		1-0-0		1-1-0							
0-0-0		0-0-0		0-0-0		NEUTRAL		0-0-0		0-0-0		0-0-0							
2-7-0		0-0-0		0-3-0		CONFERENCE		0-0-0		0-2-0		2-2-0							
1-4-0		0-0-0		0-2-0		HOME		0-0-0		0-1-0		1-1-0							
1-3-0		0-0-0		0-1-0		AWAY		0-0-0		0-1-0		1-1-0							
0-0-0		0-0-0		0-0-0		NEUTRAL		0-0-0		0-0-0		0-0-0							
RPI S	Opponent	Score		RPI S	Opponent	Score		RPI S	Opponent	Score		RPI S	Opponent	Score					
3 H	Charlotte	1	6	28 H	Coastal Caro.	0	1					101 H	High Point	1	2				
21 A	North Carolina	0	3	38 H	Davidson	1	3					113 A	Liberty	1	2				
24 H	UNCW	0	1	41 H	Winthrop	1	3					131 H	Loyola Maryland	1	0				
				44 A	Radford	2	3					148 A	Stetson	3	1				
												151 A	UNC Greensboro	1	0				
												188 A	Jacksonville	0	1				
												191 A	Longwood	2	4				
												195 H	UNC Asheville	0	2				
												197 A	Gardner-Webb	2	1				
												204 H	Presbyterian	3	1				
				LAST 10 GAMES															
				195 H	UNC Asheville	0	2	197 A	Gardner-Webb	2	1								
				113 A	Liberty	1	2	191 A	Longwood	2	4								
				41 H	Winthrop	1	3	44 A	Radford	2	3								
				101 H	High Point	1	2	21 A	North Carolina	0	3								
				204 H	Presbyterian	3	1	28 H	Coastal Caro.	0	1								

Non-Div. I Games:

Campbell

Average RPI Win:	144	WON-LOST RECORD	WINNING PCT. RANK	LAST 10 GAMES	STRENGTH OF SCHEDULE	OPP. STRENGTH OF SCHEDULE	TEAM RPI	ADJ RPI	CONF. RPI	ADJ CONF. RPI			
DIV. I ONLY	6-10-1	.38235	151	3-6-1	157	148	164	.42258	163	18	19		
DIV. I NON-CONF.	4-5-1	.45	131	1-1-1	129	137	153	.44888	144	15	16		
<hr/>													
TOTALS	RPI 1-25	RPI 26-50		W-L RECORDS	RPI 51-100		RPI 101-150		RPI 150+				
6-10-1	0-0-0	0-0-0		OVERALL	1-4-0		2-4-1		3-2-0				
2-3-1	0-0-0	0-0-0		HOME	1-1-0		0-2-1		1-0-0				
2-7-0	0-0-0	0-0-0		AWAY	0-3-0		1-1-0		1-2-0				
2-0-0	0-0-0	0-0-0		NEUTRAL	0-0-0		1-0-0		1-0-0				
<hr/>													
4-5-1	0-0-0	0-0-0		NON-CONFERENCE	1-2-0		1-3-1		2-0-0				
1-1-1	0-0-0	0-0-0		HOME	1-0-0		0-1-1		0-0-0				
1-4-0	0-0-0	0-0-		AWAY	0-2-0		0-2-0		1-0-0				
2-0-0	0-0-0	0-0-0		NEUTRAL	0-0-0		1-0-0		1-0-0				
<hr/>													
2-5-0	0-0-0	0-0-0		CONFERENCE	0-2-0		1-1-0		1-2-0				
1-2-0	0-0-0	0-0-0		HOME	0-1-0		0-1-0		1-0-0				
1-3-0	0-0-0	0-0-0		AWAY	0-1-0		1-0-0		0-2-0				
0-0-0	0-0-0	0-0-0		NEUTRAL	0-0-0		0-0-0		0-0-0				
<hr/>													
RPI S	Opponent	Score	RPI S	Opponent	Score	RPI S	Opponent	Score	RPI S	Opponent	Score		
						63 H	UMBC	0	2	107 A	Denver	0	1
						75 H	Hofstra	3	2	111 H	Bryant	0	2
						77 A	Brown	0	1	122 A	Air Force	0	2
						82 A	Hartford	0	2	128 N	Fairfield	1	0
						86 A	Northeastern	0	1	132 H	UMass Lowell	0	1
						133 A	Vermont	2	0	149 H	Marist	1	1
						171 H	Albany (NY)	2	1	176 A	Binghamton	0	1
						177 A	Massachusetts	1	0	178 N	Saint Peter's	1	0
						189 A	Stony Brook	0	1				
									LAST 10 GAMES				
			LAST 10 GAMES										

Non-Div. I Games:

New Hampshire

Average RPI Win:	169	WON-LOST	WINNING	LAST 10	STRENGTH OF	OPP. STRENGTH	TEAM	ADJ	CONF.	ADJ CONF.		
Average RPI Loss:	50	RECORD	PCT. RANK	GAMES	SCHEDULE	OF SCHEDULE	RPI	RPI	RPI	RPI		
DIV. I ONLY		4-9-4	.35294	164	2-7-1	166	44	170	.42229	164	2	3
DIV. I NON-CONF.		4-3-2	.55556	83	2-2-0	202	164	197	.36211	194	3	3
<hr/>												
TOTALS	RPI 1-25	RPI 26-50		W-L RECORDS		RPI 51-100		RPI 101-150		RPI 150+		
4-9-4	0-6-0	0-1-0		OVERALL		0-0-2		1-1-0		3-1-2		
2-4-3	0-3-0	0-0-0		HOME		0-0-1		1-0-0		1-1-2		
2-5-1	0-3-0	0-1-0		AWAY		0-0-1		0-1-0		2-0-0		
0-0-0	0-0-0	0-0-0		NEUTRAL		0-0-0		0-0-0		0-0-0		
4-3-2	0-1-0	0-0-0		NON-CONFERENCE		0-0-0		1-1-0		3-1-2		
2-1-2	0-0-0	0-0-0		HOME		0-0-0		1-0-0		1-1-2		
2-2-0	0-1-0	0-0-		AWAY		0-0-0		0-1-0		2-0-0		
0-0-0	0-0-0	0-0-0		NEUTRAL		0-0-0		0-0-0		0-0-0		
0-6-2	0-5-0	0-1-0		CONFERENCE		0-0-2		0-0-0		0-0-0		
0-3-1	0-3-0	0-0-0		HOME		0-0-1		0-0-0		0-0-0		
0-3-1	0-2-0	0-1-0		AWAY		0-0-1		0-0-0		0-0-0		
0-0-0	0-0-0	0-0-0		NEUTRAL		0-0-0		0-0-0		0-0-0		
RPI S	Opponent	Score	RPI S	Opponent	Score	RPI S	Opponent	Score	RPI S	Opponent	Score	
4	H Notre Dame	1 4	49	A Duke	1 2	81	A Virginia Tech	0 0	101	H High Point	1 0	
11	H Virginia	0 3				89	H North Carolina St.	1 1	109	A William & Mary	0 4	
15	H Clemson	0 2							156	H Lafayette	0 0	
18	A Xavier	1 2							165	H Niagara	1 1	
21	A North Carolina	0 3							179	A Robert Morris	2 0	
22	A Louisville	1 4							191	A Longwood	1 0	
									201	H Howard	0 1	
									204	H Presbyterian	3 0	
<hr/>												
LAST 10 GAMES												
4	H Notre Dame	1 4	15	H Clemson	0 2							
49	A Duke	1 2	18	A Xavier	1 2							
101	H High Point	1 0	11	H Virginia	0 3							
81	A Virginia Tech	0 0	179	A Robert Morris	2 0							
201	H Howard	0 1	22	A Louisville	1 4							

Non-Div. I Games:

Pittsburgh

Average RPI Win: 151		WON-LOST RECORD		WINNING PCT. RANK		LAST 10 GAMES		STRENGTH OF SCHEDULE		OPP. STRENGTH OF SCHEDULE		TEAM RPI		ADJ RPI		CONF. RPI		ADJ CONF. RPI	
DIV. I ONLY		5-11-3		.34211 168		2-6-2		129		146		166		.42067 165		15		15	
DIV. I NON-CONF.		3-5-1		.38889 149		0-0-0		151		128		177		.42211 174		21		21	
TOTALS		RPI 1-25		RPI 26-50		W-L RECORDS		RPI 51-100		RPI 101-150		RPI 150+							
5-11-3		0-1-0		0-1-0		OVERALL		1-3-2		1-4-0		3-2-1							
2-3-2		0-0-0		0-0-0		HOME		1-1-2		0-1-0		1-1-0							
3-6-1		0-1-0		0-1-0		AWAY		0-1-0		1-3-0		2-0-1							
0-2-0		0-0-0		0-0-0		NEUTRAL		0-1-0		0-0-0		0-1-0							
3-5-1		0-1-0		0-1-0		NON-CONFERENCE		0-1-0		1-1-0		2-1-1							
1-1-0		0-0-0		0-0-0		HOME		0-0-0		0-1-0		1-0-0							
2-2-1		0-1-0		0-0-		AWAY		0-0-0		1-0-0		1-0-1							
0-2-0		0-0-0		0-0-0		NEUTRAL		0-1-0		0-0-0		0-1-0							
2-6-2		0-0-0		0-0-0		CONFERENCE		1-2-2		0-3-0		1-1-0							
1-2-2		0-0-0		0-0-0		HOME		1-1-2		0-0-0		0-1-0							
1-4-0		0-0-0		0-0-0		AWAY		0-1-0		0-3-0		1-0-0							
0-0-0		0-0-0		0-0-0		NEUTRAL		0-0-0		0-0-0		0-0-0							
RPI S	Opponent	Score		RPI S	Opponent	Score		RPI S	Opponent	Score		RPI S	Opponent	Score					
10 A	Syracuse	0 3		35 A	West Virginia	0 2		69 N	Bowling Green	0 4		115 A	Rider	2 5					
								73 H	Monmouth	0 0		120 H	Detroit	0 1					
								78 A	Quinnipiac	0 2		127 A	Colgate	2 1					
								96 H	Iona	3 2		128 A	Fairfield	0 2					
								97 H	Canisius	0 0		149 A	Marist	0 3					
								98 H	Siena	1 2		155 H	Buffalo	2 1					
												164 A	Pittsburgh	1 1					
												176 N	Binghamton	0 2					
												178 A	Saint Peter's	2 1					
												187 H	Manhattan	0 5					
												198 A	St. Bonaventure	1 0					
				LAST 10 GAMES															
				97 H	Canisius	0 0		115 A	Rider	2 5									
				187 H	Manhattan	0 5		178 A	Saint Peter's	2 1									
				149 A	Marist	0 3		98 H	Siena	1 2									
				128 A	Fairfield	0 2		73 H	Monmouth	0 0									
				96 H	Iona	3 2		78 A	Quinnipiac	0 2									

Non-Div. I Games:

Niagara

Average RPI Win:	163	WON-LOST RECORD	WINNING PCT. RANK	LAST 10 GAMES	STRENGTH OF SCHEDULE	OPP. STRENGTH OF SCHEDULE	TEAM RPI	ADJ RPI	CONF. RPI	ADJ CONF. RPI	
Average RPI Loss:	97										
DIV. I ONLY	4-11-3	.30556	178	2-6-2	111	167	172	.41995	166	14	14
DIV. I NON-CONF.	2-5-1	.3125	161	0-0-0	148	166	181	.41076	179	17	15
<hr/>											
TOTALS	RPI 1-25	RPI 26-50		W-L RECORDS		RPI 51-100		RPI 101-150		RPI 150+	
4-11-3	0-0-0	0-1-0		OVERALL		0-5-1		2-4-2		2-1-0	
2-4-2	0-0-0	0-0-0		HOME		0-2-0		1-2-2		1-0-0	
2-7-1	0-0-0	0-1-0		AWAY		0-3-1		1-2-0		1-1-0	
0-0-0	0-0-0	0-0-0		NEUTRAL		0-0-0		0-0-0		0-0-0	
<hr/>											
2-5-1	0-0-0	0-0-0		NON-CONFERENCE		0-2-1		1-2-0		1-1-0	
1-2-0	0-0-0	0-0-0		HOME		0-1-0		0-1-0		1-0-0	
1-3-1	0-0-0	0-0-		AWAY		0-1-1		1-1-0		0-1-0	
0-0-0	0-0-0	0-0-0		NEUTRAL		0-0-0		0-0-0		0-0-0	
<hr/>											
2-6-2	0-0-0	0-1-0		CONFERENCE		0-3-0		1-2-2		1-0-0	
1-2-2	0-0-0	0-0-0		HOME		0-1-0		1-1-2		0-0-0	
1-4-0	0-0-0	0-1-0		AWAY		0-2-0		0-1-0		1-0-0	
0-0-0	0-0-0	0-0-0		NEUTRAL		0-0-0		0-0-0		0-0-0	
<hr/>											
RPI S	Opponent	Score	RPI S	Opponent	Score	RPI S	Opponent	Score	RPI S	Opponent	Score
			46 A	Seattle	0 3	56 A	UNLV	0 3	116 A	Cal Poly	0 2
						56 H	UNLV	1 2	117 H	Wright St.	2 3
						59 A	Loyola Marymount	0 4	122 H	Air Force	0 0
						66 H	Cal St. Fullerton	0 1	129 H	UMKC	3 2
						70 A	UC Davis	1 1	134 A	Incarnate Word	1 3
						88 A	Utah Valley	0 1	135 A	Sacramento St.	1 0
									137 H	Bakersfield	1 1
									147 H	San Jose St.	1 2
									185 A	Green Bay	0 1
									186 A	Houston Baptist	2 1
									200 H	Pacific	3 2
<hr/>											
			LAST 10 GAMES								
			56 H	UNLV	1 2	122 H	Air Force	0 0			
			137 H	Bakersfield	1 1	129 H	UMKC	3 2			
			147 H	San Jose St.	1 2	46 A	Seattle	0 3			
			134 A	Incarnate Word	1 3	88 A	Utah Valley	0 1			
			186 A	Houston Baptist	2 1	56 A	UNLV	0 3			

Non-Div. I Games:

Grand Canyon

Average RPI Win: 168		WON-LOST	WINNING	LAST 10	STRENGTH OF		OPP. STRENGTH	TEAM	ADJ	CONF.	ADJ CONF.
Average RPI Loss: 111		RECORD	PCT. RANK	GAMES	SCHEDULE		OF SCHEDULE	RPI	RPI	RPI	RPI
DIV. I ONLY		8-9-0	.47059	120	4-6-0		195	182	159	.41952	167
DIV. I NON-CONF.		5-7-0	.41667	142	1-4-0		170	148	142	.4421	152
TOTALS		RPI 1-25	RPI 26-50		W-L RECORDS		RPI 51-100		RPI 101-150		RPI 150+
8-9-0	0-1-0	0-1-0		OVERALL		1-3-0		0-0-0		7-4-0	
4-2-0	0-0-0	0-0-0		HOME		0-0-0		0-0-0		4-2-0	
4-6-0	0-1-0	0-1-0		AWAY		1-3-0		0-0-0		3-1-0	
0-1-0	0-0-0	0-0-0		NEUTRAL		0-0-0		0-0-0		0-1-0	
5-7-0	0-1-0	0-1-0		NON-CONFERENCE		1-3-0		0-0-0		4-2-0	
3-1-0	0-0-0	0-0-0		HOME		0-0-0		0-0-0		3-1-0	
2-5-0	0-1-0	0-0-		AWAY		1-3-0		0-0-0		1-0-0	
0-1-0	0-0-0	0-0-0		NEUTRAL		0-0-0		0-0-0		0-1-0	
3-2-0	0-0-0	0-0-0		CONFERENCE		0-0-0		0-0-0		3-2-0	
1-1-0	0-0-0	0-0-0		HOME		0-0-0		0-0-0		1-1-0	
2-1-0	0-0-0	0-0-0		AWAY		0-0-0		0-0-0		2-1-0	
0-0-0	0-0-0	0-0-0		NEUTRAL		0-0-0		0-0-0		0-0-0	
RPI S	Opponent	Score		RPI S	Opponent	Score		RPI S	Opponent	Score	
21 A	North Carolina	0	4	49 A	Duke	1	2	60 A	Furman	0	5
								76 A	South Carolina	1	2
								80 A	Mercer	0	2
								91 A	Lipscomb	3	1
								151 A	UNC Greensboro	2	1
								153 H	North Florida	4	1
								161 N	Col. of Charleston	0	2
								172 H	Ga. Southern	1	0
								174 A	NJIT	1	2
								180 A	Appalachian St.	1	0
								184 H	Hartwick	1	2
								188 H	Jacksonville	1	0
								196 H	Belmont	0	2
								201 A	Howard	4	0
								204 H	Presbyterian	1	0
LAST 10 GAMES											
	172 H	Ga. Southern	1	0		180 A	Appalachian St.	1	0		
	201 A	Howard	4	0		21 A	North Carolina	0	4		
	49 A	Duke	1	2		174 A	NJIT	1	2		
	184 H	Hartwick	1	2		196 H	Belmont	0	2		
	188 H	Jacksonville	1	0		76 A	South Carolina	1	2		

Non-Div. I Games:

Georgia St.

Drake

Average RPI Win:	150	WON-LOST RECORD	WINNING PCT. RANK	LAST 10 GAMES	STRENGTH OF SCHEDULE	OPP. STRENGTH OF SCHEDULE	TEAM RPI	ADJ RPI	CONF. RPI	ADJ CONF. RPI						
Average RPI Loss:	96	5-10-3	.36111	160	3-6-1	144	137	167	.41859	168	17	17				
DIV. I ONLY		2-7-3	.29167	170	0-3-1	107	134	156	.43597	160	14	14				
DIV. I NON-CONF.																
<hr/>																
TOTALS	RPI 1-25	RPI 26-50		W-L RECORDS		RPI 51-100		RPI 101-150		RPI 150+						
5-10-3	0-1-0	0-2-0		OVERALL		0-1-0		3-5-2		2-1-1						
3-4-2	0-1-0	0-0-0		HOME		0-0-0		1-2-1		2-1-1						
2-6-1	0-0-0	0-2-0		AWAY		0-1-0		2-3-1		0-0-0						
0-0-0	0-0-0	0-0-0		NEUTRAL		0-0-0		0-0-0		0-0-0						
<hr/>																
2-7-3	0-1-0	0-2-0		NON-CONFERENCE		0-0-0		1-3-2		1-1-1						
1-3-2	0-1-0	0-0-0		HOME		0-0-0		0-1-1		1-1-1						
1-4-1	0-0-0	0-0-		AWAY		0-0-0		1-2-1		0-0-0						
0-0-0	0-0-0	0-0-0		NEUTRAL		0-0-0		0-0-0		0-0-0						
<hr/>																
3-3-0	0-0-0	0-0-0		CONFERENCE		0-1-0		2-2-0		1-0-0						
2-1-0	0-0-0	0-0-0		HOME		0-0-0		1-1-0		1-0-0						
1-2-0	0-0-0	0-0-0		AWAY		0-1-0		1-1-0		0-0-0						
0-0-0	0-0-0	0-0-0		NEUTRAL		0-0-0		0-0-0		0-0-0						
<hr/>																
RPI	S	Opponent	Score		RPI	S	Opponent	Score		RPI	S	Opponent	Score			
9	H	Creighton	0	1	47	A	UC Santa Barbara	1	4	68	A	Missouri St.	0	2		
					48	A	Marquette	0	2							
												103	H	Western Ill.	1	1
												110	A	Omaha	0	2
												116	A	Cal Poly	0	0
												119	H	Loyola Chicago	2	1
												123	H	Ill.-Chicago	0	1
												124	A	DePaul	2	3
												129	A	UMKC	1	0
												130	H	Evansville	1	4
												141	A	SIUE	0	4
												143	A	Bradley	2	0
												157	H	Milwaukee	0	2
												175	H	Central Ark.	2	1
												185	H	Green Bay	3	1
												186	H	Houston Baptist	2	2
<hr/>																
LAST 10 GAMES																
					143	A	Bradley	2	0	141	A	SIUE	0	4		
					175	H	Central Ark.	2	1	119	H	Loyola Chicago	2	1		
					110	A	Omaha	0	2	9	H	Creighton	0	1		
					130	H	Evansville	1	4	68	A	Missouri St.	0	2		
					103	H	Western Ill.	1	1	47	A	UC Santa Barbara	1	4		

Non-Div. I Games:

Drake

Average RPI Win: 120		WON-LOST RECORD	WINNING PCT. RANK		LAST 10 GAMES	STRENGTH OF SCHEDULE	OPP. STRENGTH OF SCHEDULE	TEAM RPI	ADJ RPI		CONF. RPI	ADJ CONF. RPI
Average RPI Loss: 120												
DIV. I ONLY		4-8-4	.375	155	4-5-1	85	197	155	.41534	169	21	21
DIV. I NON-CONF.		1-5-4	.3	166	1-2-1	63	197	134	.43595	161	20	20
<hr/>												
TOTALS		RPI 1-25		RPI 26-50		W-L RECORDS		RPI 51-100		RPI 101-150		RPI 150+
4-8-4		0-0-0		0-0-0		OVERALL		1-2-1		3-4-1		0-2-2
3-2-2		0-0-0		0-0-0		HOME		0-1-1		3-0-0		0-1-1
1-5-2		0-0-0		0-0-0		AWAY		1-1-0		0-3-1		0-1-1
0-1-0		0-0-0		0-0-0		NEUTRAL		0-0-0		0-1-0		0-0-0
1-5-4		0-0-0		0-0-0		NON-CONFERENCE		1-2-1		0-2-1		0-1-2
0-2-2		0-0-0		0-0-0		HOME		0-1-1		0-0-0		0-1-1
1-2-2		0-0-0		0-0-		AWAY		1-1-0		0-1-1		0-0-1
0-1-0		0-0-0		0-0-0		NEUTRAL		0-0-0		0-1-0		0-0-0
3-3-0		0-0-0		0-0-0		CONFERENCE		0-0-0		3-2-0		0-1-0
3-0-0		0-0-0		0-0-0		HOME		0-0-0		3-0-0		0-0-0
0-3-0		0-0-0		0-0-0		AWAY		0-0-0		0-2-0		0-1-0
0-0-0		0-0-0		0-0-0		NEUTRAL		0-0-0		0-0-0		0-0-0
RPI	S	Opponent	Score	RPI	S	Opponent	Score	RPI	S	Opponent	Score	
								56	A	UNLV	0	4
								69	H	Bowling Green	0	1
								87	A	Valparaiso	1	0
								95	H	Western Mich.	2	2

Non-Div. I Games: St. Joseph's (IN) 6 0 Asbury 1 0

IPFW

Average RPI Win:	166	WON-LOST	WINNING	LAST 10	STRENGTH OF	OPP. STRENGTH	TEAM	ADJ	CONF.	ADJ CONF.				
Average RPI Loss:	87	RECORD	PCT. RANK	GAMES	SCHEDULE	OF SCHEDULE	RPI	RPI	RPI	RPI				
DIV. I ONLY	5-10-3	.36111	160	2-7-1	148	121	168	.41498	170	12	13			
DIV. I NON-CONF.	3-4-2	.44444	134	0-1-0	119	140	159	.43521	163	11	12			
<hr/>														
TOTALS	RPI 1-25	RPI 26-50		W-L RECORDS	RPI 51-100		RPI 101-150		RPI 150+					
5-10-3	0-2-0	0-2-0		OVERALL	0-2-1		1-2-1		4-2-1					
3-2-2	0-0-0	0-0-0		HOME	0-1-1		0-0-1		3-1-0					
2-8-1	0-2-0	0-2-0		AWAY	0-1-0		1-2-0		1-1-1					
0-0-0	0-0-0	0-0-0		NEUTRAL	0-0-0		0-0-0		0-0-0					
<hr/>														
3-4-2	0-2-0	0-0-0		NON-CONFERENCE	0-0-0		0-2-1		3-0-1					
2-0-1	0-0-0	0-0-0		HOME	0-0-0		0-0-1		2-0-0					
1-4-1	0-2-0	0-0-		AWAY	0-0-0		0-2-0		1-0-1					
0-0-0	0-0-0	0-0-0		NEUTRAL	0-0-0		0-0-0		0-0-0					
<hr/>														
2-6-1	0-0-0	0-2-0		CONFERENCE	0-2-1		1-0-0		1-2-0					
1-2-1	0-0-0	0-0-0		HOME	0-1-1		0-0-0		1-1-0					
1-4-0	0-0-0	0-2-0		AWAY	0-1-0		1-0-0		0-1-0					
0-0-0	0-0-0	0-0-0		NEUTRAL	0-0-0		0-0-0		0-0-0					
<hr/>														
RPI	S	Opponent	Score		RPI	S	Opponent	Score		RPI	S	Opponent	Score	
9	A	Creighton	0	3	40	A	Tulsa	0	1	51	H	South Fla.	1	3
18	A	Xavier	0	3	40	A	Tulsa	2	4	52	H	UConn	0	0
										79	A	SMU	0	2
										108	A	Memphis	2	1
										110	A	Omaha	1	3
										117	H	Wright St.	1	1
										144	A	IUPUI	2	3
										159	H	Cleveland St.	2	0
										169	A	IPFW	5	0
										182	A	Northern Ky.	1	1
										183	H	UCF	2	3
										194	A	Temple	0	2
										194	H	Temple	5	1
										202	H	Eastern Ill.	1	0
<hr/>														
LAST 10 GAMES														
40 A Tulsa					0	1	144 A IUPUI					2	3	
79 A SMU					0	2	51 H South Fla.					1	3	
183 H UCF					2	3	52 H UConn					0	0	
108 A Memphis					2	1	40 A Tulsa					2	4	
194 H Temple					5	1	194 A Temple					0	2	

Non-Div. I Games:

Cincinnati

Average RPI Win:	127	WON-LOST RECORD	WINNING PCT. RANK	LAST 10 GAMES	STRENGTH OF SCHEDULE	OPP. STRENGTH OF SCHEDULE	TEAM RPI	ADJ RPI	CONF. RPI	ADJ CONF. RPI	
Average RPI Loss:	114										
DIV. I ONLY	4-9-6	.36842	157	2-6-2	81	175	156	.41247	171	18	19
DIV. I NON-CONF.	2-4-5	.40909	144	0-1-1	50	169	125	.45	141	15	16
<hr/>											
TOTALS	RPI 1-25	RPI 26-50		W-L RECORDS	RPI 51-100		RPI 101-150		RPI 150+		
4-9-6	0-1-0	0-0-0		OVERALL	1-3-2		2-2-1		1-3-3		
3-4-3	0-0-0	0-0-0		HOME	1-1-1		1-1-1		1-2-1		
1-5-2	0-1-0	0-0-0		AWAY	0-2-1		1-1-0		0-1-1		
0-0-1	0-0-0	0-0-0		NEUTRAL	0-0-0		0-0-0		0-0-1		
<hr/>											
2-4-5	0-1-0	0-0-0		NON-CONFERENCE	1-2-1		1-0-1		0-1-3		
1-2-2	0-0-0	0-0-0		HOME	1-1-0		0-0-1		0-1-1		
1-2-2	0-1-0	0-0-		AWAY	0-1-1		1-0-0		0-0-1		
0-0-1	0-0-0	0-0-0		NEUTRAL	0-0-0		0-0-0		0-0-1		
<hr/>											
2-5-1	0-0-0	0-0-0		CONFERENCE	0-1-1		1-2-0		1-2-0		
2-2-1	0-0-0	0-0-0		HOME	0-0-1		1-1-0		1-1-0		
0-3-0	0-0-0	0-0-0		AWAY	0-1-0		0-1-0		0-1-0		
0-0-0	0-0-0	0-0-0		NEUTRAL	0-0-0		0-0-0		0-0-0		
<hr/>											
RPI S	Opponent	Score	RPI S	Opponent	Score	RPI S	Opponent	Score	RPI S	Opponent	Score
10 A	Syracuse	1 2				63 H	UMBC	1 1	102 A	James Madison	3 1
						65 A	Rhode Island	0 0	127 H	Colgate	1 1
						73 H	Monmouth	1 2	132 A	UMass Lowell	0 1
						82 A	Hartford	2 3	133 H	Vermont	2 1
						84 A	Villanova	0 1	133 H	Vermont	1 2
						96 H	Iona	3 1	154 H	St. Francis Brooklyn	0 0
									156 H	Lafayette	0 1
									163 A	New Hampshire	1 2
									176 H	Binghamton	1 0
									180 N	Appalachian St.	0 0
									184 A	Hartwick	2 2
									189 H	Stony Brook	2 3
<hr/>											
			LAST 10 GAMES								
						133 H	Vermont	1 2	163 A	New Hampshire	1 2
						176 H	Binghamton	1 0	132 A	UMass Lowell	0 1
						82 A	Hartford	2 3	10 A	Syracuse	1 2
						189 H	Stony Brook	2 3	133 H	Vermont	2 1
						63 H	UMBC	1 1	154 H	St. Francis Brooklyn	0 0

Non-Div. I Games:

Albany (NY)

Average RPI Win: 189		WON-LOST	WINNING	LAST 10	STRENGTH OF		OPP. STRENGTH	TEAM	ADJ		CONF.	ADJ CONF.					
Average RPI Loss: 112		RECORD	PCT. RANK	GAMES	SCHEDULE		OF SCHEDULE	RPI	RPI		RPI	RPI					
DIV. I ONLY		7-8-0	.46667	126	4-6-0		201	193	174	.41123	172	24	24				
DIV. I NON-CONF.		4-6-0	.4	145	1-4-0		185	170	168	.4292	166	24	24				
<hr/>																	
TOTALS		RPI 1-25		RPI 26-50		W-L RECORDS		RPI 51-100		RPI 101-150		RPI 150+					
7-8-0		0-1-0		0-1-0		OVERALL		0-2-0		0-1-0		7-3-0					
4-2-0		0-0-0		0-0-0		HOME		0-1-0		0-0-0		4-1-0					
3-5-0		0-1-0		0-0-0		AWAY		0-0-0		0-1-0		3-2-0					
0-1-0		0-0-0		0-1-0		NEUTRAL		0-0-0		0-0-0		0-0-0					
<hr/>																	
4-6-0		0-1-0		0-1-0		NON-CONFERENCE		0-2-0		0-1-0		4-1-0					
2-1-0		0-0-0		0-0-0		HOME		0-1-0		0-0-0		2-0-0					
2-4-0		0-1-0		0-0-		AWAY		0-1-0		0-1-0		2-1-0					
0-1-0		0-0-0		0-1-0		NEUTRAL		0-0-0		0-0-0		0-0-0					
<hr/>																	
3-2-0		0-0-0		0-0-0		CONFERENCE		0-0-0		0-0-0		3-2-0					
2-1-0		0-0-0		0-0-0		HOME		0-0-0		0-0-0		2-1-0					
1-1-0		0-0-0		0-0-0		AWAY		0-0-0		0-0-0		1-1-0					
0-0-0		0-0-0		0-0-0		NEUTRAL		0-0-0		0-0-0		0-0-0					
<hr/>																	
RPI	S	Opponent		Score		RPI	S	Opponent		Score		RPI	S	Opponent		Score	
21	A	North Carolina		2	6	41	N	Winthrop		1	3	51	A	South Fla.		0	3
												80	H	Mercer		0	1

Non-Div. I Games:

Ga. Southern

Average RPI Win:		191	WON-LOST	WINNING	LAST 10	STRENGTH OF		OPP. STRENGTH	TEAM	ADJ	CONF.	ADJ CONF.
Average RPI Loss:		111	RECORD	PCT. RANK	GAMES	SCHEDULE		OF SCHEDULE	RPI	RPI	RPI	RPI
DIV. I ONLY		5-11-0		.3125	175	5-5-0		131	204	178	.40813	173
DIV. I NON-CONF.		1-8-0		.11111	199	1-2-0		96	191	158	.42803	167
TOTALS		RPI 1-25		RPI 26-50		W-L RECORDS		RPI 51-100		RPI 101-150		RPI 150+
5-11-0	0-0-0			0-1-0		OVERALL		0-3-0		0-3-0		5-4-0
3-4-0	0-0-0			0-1-0		HOME		0-0-0		0-2-0		3-1-0
2-7-0	0-0-0			0-0-0		AWAY		0-3-0		0-1-0		2-3-0
0-0-0	0-0-0			0-0-0		NEUTRAL		0-0-0		0-0-0		0-0-0
1-8-0	0-0-0			0-1-0		NON-CONFERENCE		0-2-0		0-2-0		1-3-0
0-4-0	0-0-0			0-1-0		HOME		0-0-0		0-2-0		0-1-0
1-4-0	0-0-0			0-0-		AWAY		0-2-0		0-0-0		1-2-0
0-0-0	0-0-0			0-0-0		NEUTRAL		0-0-0		0-0-0		0-0-0
4-3-0	0-0-0			0-0-0		CONFERENCE		0-1-0		0-1-0		4-1-0
3-0-0	0-0-0			0-0-0		HOME		0-0-0		0-0-0		3-0-0
1-3-0	0-0-0			0-0-0		AWAY		0-1-0		0-1-0		1-1-0
0-0-0	0-0-0			0-0-0		NEUTRAL		0-0-0		0-0-0		0-0-0
RPI S	Opponent	Score	RPI S	Opponent	Score	RPI S	Opponent	Score	RPI S	Opponent	Score	
			34 H	George Mason	0 1	63 A	UMBC	0 4	111 A	Bryant	1 2	
						64 A	Delaware	0 2	115 H	Rider	2 5	
						72 A	Saint Francis (PA)	2 3	121 H	Columbia	2 3	
									152 H	Saint Joseph's	3 4	
									154 A	St. Francis Brooklyn	0 2	
									158 A	La Salle	0 1	
									174 A	NJIT	1 3	
									179 A	Robert Morris	1 0	
									181 H	Central Conn. St.	2 1	
									190 H	Fairleigh Dickinson	1 0	
									201 A	Howard	4 1	
									205 H	Sacred Heart	3 1	
LAST 10 GAMES												
			154 A	St. Francis Brooklyn	0 2	179 A	Robert Morris	1 0				
			205 H	Sacred Heart	3 1	181 H	Central Conn. St.	2 1				
			190 H	Fairleigh Dickinson	1 0	158 A	La Salle	0 1				
			111 A	Bryant	1 2	201 A	Howard	4 1				
			72 A	Saint Francis (PA)	2 3	34 H	George Mason	0 1				

Non-Div. I Games:

LIU Brooklyn

Average RPI Win:	162	WON-LOST	WINNING	LAST 10	STRENGTH OF	OPP. STRENGTH	TEAM	ADJ	CONF.	ADJ CONF.	
Average RPI Loss:	149	RECORD	PCT. RANK	GAMES	SCHEDULE	OF SCHEDULE	RPI	RPI	RPI	RPI	
DIV. I ONLY	7-7-4	.5	103	3-5-2	190	201	163	.4057	174	24	24
DIV. I NON-CONF.	5-4-4	.53846	104	1-2-2	152	192	141	.44052	153	24	24
<hr/>											
TOTALS	RPI 1-25	RPI 26-50		W-L RECORDS	RPI 51-100		RPI 101-150		RPI 150+		
7-7-4	0-0-0	1-0-0		OVERALL	0-1-0		1-1-2		5-5-2		
6-0-3	0-0-0	1-0-0		HOME	0-0-0		1-0-2		4-0-1		
1-7-1	0-0-0	0-0-0		AWAY	0-1-0		0-1-0		1-5-1		
0-0-0	0-0-0	0-0-0		NEUTRAL	0-0-0		0-0-0		0-0-0		
<hr/>											
5-4-4	0-0-0	1-0-0		NON-CONFERENCE	0-1-0		1-1-2		3-2-2		
4-0-3	0-0-0	1-0-0		HOME	0-0-0		1-0-2		2-0-1		
1-4-1	0-0-0	0-0-		AWAY	0-1-0		0-1-0		1-2-1		
0-0-0	0-0-0	0-0-0		NEUTRAL	0-0-0		0-0-0		0-0-0		
<hr/>											
2-3-0	0-0-0	0-0-0		CONFERENCE	0-0-0		0-0-0		2-3-0		
2-0-0	0-0-0	0-0-0		HOME	0-0-0		0-0-0		2-0-0		
0-3-0	0-0-0	0-0-0		AWAY	0-0-0		0-0-0		0-3-0		
0-0-0	0-0-0	0-0-0		NEUTRAL	0-0-0		0-0-0		0-0-0		
<hr/>											
RPI S	Opponent	Score	RPI S	Opponent	Score	RPI S	Opponent	Score	RPI S	Opponent	Score
			50 H	Navy	1 0	65 A	Rhode Island	0 2	115 H	Rider	3 3
									132 A	UMass Lowell	1 3
									136 H	Fordham	1 1
									149 H	Marist	1 0
									152 A	Saint Joseph's	0 0
									153 A	North Florida	1 3
									154 A	St. Francis Brooklyn	0 2
									167 H	Georgia St.	2 1
									172 A	Ga. Southern	0 1
									173 H	LIU Brooklyn	3 1
									180 A	Appalachian St.	1 2
									181 H	Central Conn. St.	1 1
									184 A	Hartwick	0 1
									188 A	Jacksonville	3 2
									201 H	Howard	5 0
									205 H	Sacred Heart	1 0
<hr/>											
LAST 10 GAMES											
			180 A	Appalachian St.	1 2	181 H	Central Conn. St.	1 1			
			172 A	Ga. Southern	0 1	167 H	Georgia St.	2 1			
			201 H	Howard	5 0	154 A	St. Francis Brooklyn	0 2			
			132 A	UMass Lowell	1 3	205 H	Sacred Heart	1 0			
			184 A	Hartwick	0 1	152 A	Saint Joseph's	0 0			

Non-Div. I Games:

NJIT

Average RPI Win: 158		WON-LOST	WINNING	LAST 10	STRENGTH OF	OPP. STRENGTH	TEAM	ADJ	CONF.	ADJ CONF.							
Average RPI Loss: 102		RECORD	PCT. RANK	GAMES	SCHEDULE	OF SCHEDULE	RPI	RPI	RPI	RPI							
DIV. I ONLY		3-13-1	.20588	191	1-8-1	97	174	183	.40474	175	17	17					
DIV. I NON-CONF.		3-8-0	.27273	172	1-4-0	61	176	172	.43524	162	14	14					
<hr/>																	
TOTALS		RPI 1-25		RPI 26-50		W-L RECORDS		RPI 51-100		RPI 101-150		RPI 150+					
3-13-1		0-1-0		0-0-0		OVERALL		0-5-0		2-6-1		1-1-0					
3-4-1		0-0-0		0-0-0		HOME		0-2-0		2-2-1		1-0-0					
0-9-0		0-1-0		0-0-0		AWAY		0-3-0		0-4-0		0-1-0					
0-0-0		0-0-0		0-0-0		NEUTRAL		0-0-0		0-0-0		0-0-0					
3-8-0		0-1-0		0-0-0		NON-CONFERENCE		0-4-0		2-3-0		1-0-0					
3-2-0		0-0-0		0-0-0		HOME		0-1-0		2-1-0		1-0-0					
0-6-0		0-1-0		0-0-		AWAY		0-3-0		0-2-0		0-0-0					
0-0-0		0-0-0		0-0-0		NEUTRAL		0-0-0		0-0-0		0-0-0					
0-5-1		0-0-0		0-0-0		CONFERENCE		0-1-0		0-3-1		0-1-0					
0-2-1		0-0-0		0-0-0		HOME		0-1-0		0-1-1		0-0-0					
0-3-0		0-0-0		0-0-0		AWAY		0-0-0		0-2-0		0-1-0					
0-0-0		0-0-0		0-0-0		NEUTRAL		0-0-0		0-0-0		0-0-0					
RPI	S	Opponent		Score		RPI	S	Opponent		Score		RPI	S	Opponent		Score	
14	A	Saint Louis		0 2								57	A	San Francisco		0 2	
												62	A	St. Mary's (CA)		1 3	
												68	H	Missouri St.		0 1	
												79	A	SMU		0 7	
												91	H	Lipscomb		2 3	
												108	H	Memphis		0 1	
												119	H	Loyola Chicago		1 1	
												129	A	UMKC		0 1	
												130	A	Evansville		0 3	
												134	H	Incarnate Word		2 1	
												138	A	Oral Roberts		0 3	
												138	H	Oral Roberts		4 2	
												141	H	SIUE		1 3	
												143	A	Bradley		0 1	
												168	A	Drake		1 2	
												202	H	Eastern Ill.		2 0	
<hr/>																	
LAST 10 GAMES																	
138	A	Oral Roberts		0 3		143	A	Bradley		0 1							
168	A	Drake		1 2		79	A	SMU		0 7							
138	H	Oral Roberts		4 2		141	H	SIUE		1 3							
119	H	Loyola Chicago		1 1		130	A	Evansville		0 3							
91	H	Lipscomb		2 3		108	H	Memphis		0 1							

Non-Div. I Games:

Central Ark.

Average RPI Win:		141	WON-LOST RECORD		WINNING PCT. RANK		LAST 10 GAMES		STRENGTH OF SCHEDULE		OPP. STRENGTH OF SCHEDULE		TEAM RPI		ADJ RPI		CONF. RPI		ADJ CONF. RPI				
Average RPI Loss:		101																					
DIV. I ONLY			5-13-1		.28947 180		3-6-1		115		151		171		.40345 176		18		19				
DIV. I NON-CONF.			2-9-0		.18182 189		0-2-0		70		130		145		.43962 156		15		16				
TOTALS		RPI 1-25		RPI 26-50		W-L RECORDS		RPI 51-100		RPI 101-150		RPI 150+											
5-13-1		0-1-0		0-1-0		OVERALL		1-4-0		1-5-0		3-2-1											
3-7-1		0-1-0		0-0-0		HOME		1-1-0		0-4-0		2-1-1											
1-6-0		0-0-0		0-1-0		AWAY		0-3-0		1-1-0		0-1-0											
1-0-0		0-0-0		0-0-0		NEUTRAL		0-0-0		0-0-0		1-0-0											
2-9-0		0-1-0		0-1-0		NON-CONFERENCE		0-3-0		1-3-0		1-1-0											
0-6-0		0-1-0		0-0-0		HOME		0-1-0		0-3-0		0-1-0											
1-3-0		0-0-0		0-0-		AWAY		0-2-0		1-0-0		0-0-0											
1-0-0		0-0-0		0-0-0		NEUTRAL		0-0-0		0-0-0		0-0-0											
3-4-1		0-0-0		0-0-0		CONFERENCE		1-1-0		0-2-0		2-1-1											
3-1-1		0-0-0		0-0-0		HOME		1-0-0		0-1-0		2-0-1											
0-3-0		0-0-0		0-0-0		AWAY		0-1-0		0-1-0		0-1-0											
0-0-0		0-0-0		0-0-0		NEUTRAL		0-0-0		0-0-0		0-0-0											
RPI	S	Opponent		Score		RPI	S	Opponent		Score		RPI	S	Opponent		Score		RPI	S	Opponent		Score	
10	H	Syracuse		0 1		36	A	Princeton		0 2		61	H	Cornell		0 1		106	A	Bucknell		2 1	
												63	A	UMBC		0 1		118	H	Army		0 1	
												75	A	Hofstra		0 1		121	H	Columbia		0 1	
												82	H	Hartford		1 0		132	A	UMass Lowell		1 2	
												90	A	Duquesne		2 3		133	H	Vermont		0 1	
																		149	H	Marist		0 1	
																		156	H	Lafayette		0 1	
																		163	H	New Hampshire		1 0	
																		165	N	Niagara		2 0	
																		171	A	Albany (NY)		0 1	
																		189	H	Stony Brook		5 1	
																		189	H	Stony Brook		1 1	
LAST 10 GAMES																							
						189	H	Stony Brook		1 1		133	H	Vermont		0 1							
						171	A	Albany (NY)		0 1		63	A	UMBC		0 1							
						189	H	Stony Brook		5 1		163	H	New Hampshire		1 0							
						132	A	UMass Lowell		1 2		82	H	Hartford		1 0							
						121	H	Columbia		0 1		75	A	Hofstra		0 1							

Non-Div. I Games:

Binghamton

Average RPI Win:		154	WON-LOST RECORD		WINNING PCT. RANK		LAST 10 GAMES		STRENGTH OF SCHEDULE		OPP. STRENGTH OF SCHEDULE		TEAM RPI		ADJ RPI		CONF. RPI		ADJ CONF. RPI					
DIV. I ONLY			3-14-1		.19444		192		2-7-1		69		155		181		.40225		177		11		11	
DIV. I NON-CONF.			1-9-0		.1		201		0-2-0		80		185		179		.40474		181		13		13	
TOTALS		RPI 1-25		RPI 26-50		W-L RECORDS		RPI 51-100		RPI 101-150		RPI 150+												
3-14-1		0-1-0		0-2-0		OVERALL		0-6-1		2-2-0		1-3-0												
2-4-1		0-0-0		0-0-0		HOME		0-2-1		1-0-0		1-2-0												
1-10-0		0-1-0		0-2-0		AWAY		0-4-0		1-2-0		0-1-0												
0-0-0		0-0-0		0-0-0		NEUTRAL		0-0-0		0-0-0		0-0-0												
1-9-0		0-0-0		0-1-0		NON-CONFERENCE		0-4-0		1-2-0		0-2-0												
1-2-0		0-0-0		0-0-0		HOME		0-1-0		1-0-0		0-1-0												
0-7-0		0-0-0		0-0-		AWAY		0-3-0		0-2-0		0-1-0												
0-0-0		0-0-0		0-0-0		NEUTRAL		0-0-0		0-0-0		0-0-0												
2-5-1		0-1-0		0-1-0		CONFERENCE		0-2-1		1-0-0		1-1-0												
1-2-1		0-0-0		0-0-0		HOME		0-1-1		0-0-0		1-1-0												
1-3-0		0-1-0		0-1-0		AWAY		0-1-0		1-0-0		0-0-0												
0-0-0		0-0-0		0-0-0		NEUTRAL		0-0-0		0-0-0		0-0-0												
RPI	S	Opponent		Score		RPI	S	Opponent		Score		RPI	S	Opponent		Score								
14	A	Saint Louis		0 5		33	A	Boston U.		0 2		55	H	Harvard		2 3								
						38	A	Davidson		1 4		65	A	Rhode Island		1 4								
												71	H	Dayton		1 4								
												82	A	Hartford		1 2								
												88	A	Utah Valley		1 5								
												94	A	Santa Clara		0 2								
												100	H	VCU		1 1								

Non-Div. I Games:

Massachusetts

Average RPI Win:	165	WON-LOST	WINNING	LAST 10	STRENGTH OF	OPP. STRENGTH	TEAM	ADJ	CONF.	ADJ CONF.	
Average RPI Loss:	113	RECORD	PCT. RANK	GAMES	SCHEDULE	OF SCHEDULE	RPI	RPI	RPI	RPI	
DIV. I ONLY	4-14-0	.22222	189	2-8-0	103	183	182	.40222	178	15	15
DIV. I NON-CONF.	2-6-0	.25	174	0-0-0	106	194	182	.39986	183	21	21
TOTALS	RPI 1-25	RPI 26-50	W-L RECORDS	RPI 51-100	RPI 101-150	RPI 150+					
4-14-0	0-0-0	0-0-0	OVERALL	0-7-0	2-3-0	2-4-0					
1-5-0	0-0-0	0-0-0	HOME	0-2-0	1-1-0	0-2-0					
3-8-0	0-0-0	0-0-0	AWAY	0-5-0	1-2-0	2-1-0					
0-1-0	0-0-0	0-0-0	NEUTRAL	0-0-0	0-0-0	0-1-0					
2-6-0	0-0-0	0-0-0	NON-CONFERENCE	0-2-0	1-1-0	1-3-0					
0-1-0	0-0-0	0-0-0	HOME	0-0-0	0-0-0	0-1-0					
2-4-0	0-0-0	0-0-	AWAY	0-2-0	1-1-0	1-1-0					
0-1-0	0-0-0	0-0-0	NEUTRAL	0-0-0	0-0-0	0-1-0					
2-8-0	0-0-0	0-0-0	CONFERENCE	0-5-0	1-2-0	1-1-0					
1-4-0	0-0-0	0-0-0	HOME	0-2-0	1-1-0	0-1-0					
1-4-0	0-0-0	0-0-0	AWAY	0-3-0	0-1-0	1-0-0					
0-0-0	0-0-0	0-0-0	NEUTRAL	0-0-0	0-0-0	0-0-0					
RPI S	Opponent	Score	RPI S	Opponent	Score	RPI S	Opponent	Score	RPI S	Opponent	Score
						64 A	Delaware	1 2	111 A	Bryant	1 2
						73 H	Monmouth	0 2	115 A	Rider	0 4
						78 H	Quinnipiac	0 3	128 H	Fairfield	0 1
						84 A	Villanova	1 3	139 A	George Washington	4 0
						96 A	Iona	3 4	149 H	Marist	2 1
						97 A	Canisius	0 2	154 H	St. Francis Brooklyn	0 2
						98 A	Siena	0 1	156 A	Lafayette	0 1
									163 N	New Hampshire	0 1
									165 H	Niagara	1 2
									184 A	Hartwick	2 1
									187 A	Manhattan	1 0
LAST 10 GAMES											
						73 H	Monmouth	0 2	149 H	Marist	2 1
						97 A	Canisius	0 2	96 A	Iona	3 4
						187 A	Manhattan	1 0	165 H	Niagara	1 2
						78 H	Quinnipiac	0 3	128 H	Fairfield	0 1
						115 A	Rider	0 4	98 A	Siena	0 1

Non-Div. I Games:

Saint Peter's

Average RPI Win:		164	WON-LOST RECORD		WINNING PCT. RANK		LAST 10 GAMES		STRENGTH OF SCHEDULE		OPP. STRENGTH OF SCHEDULE		TEAM RPI		ADJ RPI		CONF. RPI		ADJ CONF. RPI	
DIV. I ONLY			7-9-2		.44444	129	4-5-1		194		194		175		.4022	179	23		23	
DIV. I NON-CONF.			5-5-1		.5	105	2-1-0		174		177		165		.42743	168	22		22	
TOTALS		RPI 1-25		RPI 26-50		W-L RECORDS		RPI 51-100		RPI 101-150		RPI 150+								
7-9-2		0-0-0		0-0-0		OVERALL		0-3-0		3-3-0		4-3-2								
3-4-2		0-0-0		0-0-0		HOME		0-2-0		2-0-0		1-2-2								
4-4-0		0-0-0		0-0-0		AWAY		0-1-0		1-2-0		3-1-0								
0-1-0		0-0-0		0-0-0		NEUTRAL		0-0-0		0-1-0		0-0-0								
5-5-1		0-0-0		0-0-0		NON-CONFERENCE		0-2-0		3-2-0		2-1-1								
2-2-1		0-0-0		0-0-0		HOME		0-1-0		2-0-0		0-1-1								
3-2-0		0-0-0		0-0-		AWAY		0-1-0		1-1-0		2-0-0								
0-1-0		0-0-0		0-0-0		NEUTRAL		0-0-0		0-1-0		0-0-0								
2-4-1		0-0-0		0-0-0		CONFERENCE		0-1-0		0-1-0		2-2-1								
1-2-1		0-0-0		0-0-0		HOME		0-1-0		0-0-0		1-1-1								
1-2-0		0-0-0		0-0-0		AWAY		0-0-0		0-1-0		1-1-0								
0-0-0		0-0-0		0-0-0		NEUTRAL		0-0-0		0-0-0		0-0-0								
RPI	S	Opponent		Score	RPI	S	Opponent		Score	RPI	S	Opponent		Score						
							72 H	Saint Francis (PA)	0 4	102 A		James Madison	2 1							
							90 A	Duquesne	1 4	111 A		Bryant	0 1							
							97 H	Canisius	0 1	113 N		Liberty	1 2							
										115 H		Rider	3 0							
										117 A		Wright St.	0 2							
										139 H		George Washington	4 0							
										154 H		St. Francis Brooklyn	1 1							
										164 H		Pittsburgh	0 2							
										173 H		LIU Brooklyn	0 1							
										181 H		Central Conn. St.	2 0							
										184 H		Hartwick	1 1							
										190 A		Fairleigh Dickinson	2 3							
										201 A		Howard	2 1							
										203 A		VMI	4 0							
										205 A		Sacred Heart	3 1							
LAST 10 GAMES																				
							72 H	Saint Francis (PA)	0 4	190 A		Fairleigh Dickinson	2 3							
							181 H	Central Conn. St.	2 0	111 A		Bryant	0 1							
							205 A	Sacred Heart	3 1	139 H		George Washington	4 0							
							154 H	St. Francis Brooklyn	1 1	164 H		Pittsburgh	0 2							
							173 H	LIU Brooklyn	0 1	201 A		Howard	2 1							

Non-Div. I Games:

Robert Morris

Average RPI Win:	183	WON-LOST	WINNING	LAST 10	STRENGTH OF	OPP. STRENGTH	TEAM	ADJ	CONF.	ADJ CONF.	
Average RPI Loss:	97	RECORD	PCT. RANK	GAMES	SCHEDULE	OF SCHEDULE	RPI	RPI	RPI	RPI	
DIV. I ONLY	6-7-3	.46875	125	4-4-2	199	179	177	.40197	180	24	24
DIV. I NON-CONF.	5-5-1	.5	105	3-2-0	181	136	161	.43797	159	24	24
TOTALS	RPI 1-25	RPI 26-50	W-L RECORDS	RPI 51-100	RPI 101-150	RPI 150+					
6-7-3	0-0-0	0-3-0	OVERALL	0-1-0	1-1-0	5-2-3					
3-3-0	0-0-0	0-1-0	HOME	0-0-0	0-0-0	3-2-0					
3-3-2	0-0-0	0-2-0	AWAY	0-1-0	1-0-0	2-0-2					
0-1-1	0-0-0	0-0-0	NEUTRAL	0-0-0	0-1-0	0-0-1					
5-5-1	0-0-0	0-3-0	NON-CONFERENCE	0-1-0	1-1-0	4-0-1					
2-1-0	0-0-0	0-1-0	HOME	0-0-0	0-0-0	2-0-0					
3-3-0	0-0-0	0-0-	AWAY	0-1-0	1-0-0	2-0-0					
0-1-1	0-0-0	0-0-0	NEUTRAL	0-0-0	0-1-0	0-0-1					
1-2-2	0-0-0	0-0-0	CONFERENCE	0-0-0	0-0-0	1-2-2					
1-2-0	0-0-0	0-0-0	HOME	0-0-0	0-0-0	1-2-0					
0-0-2	0-0-0	0-0-0	AWAY	0-0-0	0-0-0	0-0-2					
0-0-0	0-0-0	0-0-0	NEUTRAL	0-0-0	0-0-0	0-0-0					
RPI S Opponent Score	RPI S Opponent Score	RPI S Opponent Score	RPI S Opponent Score	RPI S Opponent Score	RPI S Opponent Score	RPI S Opponent Score					
	44 H Radford 0 1		63 A UMBC 1 3		133 N Vermont 1 3						
	49 A Duke 0 2				145 A Marshall 2 0						
	50 A Navy 0 5				167 H Georgia St. 0 1						
					171 N Albany (NY) 0 0						
					172 H Ga. Southern 0 1						
					174 H NJIT 2 1						
					184 A Hartwick 0 0						
					188 H Jacksonville 2 1						
					191 A Longwood 3 2						
					193 A USC Upstate 3 1						
					201 A Howard 2 2						
					204 H Presbyterian 4 0						
LAST 10 GAMES											
	174 H NJIT 2 1		188 H Jacksonville 2 1								
	191 A Longwood 3 2		184 A Hartwick 0 0								
	172 H Ga. Southern 0 1		49 A Duke 0 2								
	167 H Georgia St. 0 1		193 A USC Upstate 3 1								
	201 A Howard 2 2		44 H Radford 0 1								

Non-Div. I Games:

Appalachian St.

Average RPI Win:	172	WON-LOST RECORD	WINNING PCT. RANK	LAST 10 GAMES	STRENGTH OF SCHEDULE	OPP. STRENGTH OF SCHEDULE	TEAM RPI	ADJ RPI	CONF. RPI	ADJ CONF. RPI	
DIV. I ONLY		5-10-2	.35294 164	1-7-2	174	188	180	.40062 181	23	23	
DIV. I NON-CONF.		4-5-1	.45 131	0-2-1	123	151	162	.44258 150	22	22	
<hr/>											
TOTALS	RPI 1-25	RPI 26-50		W-L RECORDS	RPI 51-100		RPI 101-150		RPI 150+		
5-10-2	0-0-0	0-2-0		OVERALL	0-2-0		2-3-0		3-3-2		
3-2-1	0-0-0	0-1-0		HOME	0-0-0		1-1-0		2-0-1		
2-8-1	0-0-0	0-1-0		AWAY	0-2-0		1-2-0		1-3-1		
0-0-0	0-0-0	0-0-0		NEUTRAL	0-0-0		0-0-0		0-0-0		
<hr/>											
4-5-1	0-0-0	0-2-0		NON-CONFERENCE	0-1-0		2-2-0		2-0-1		
2-1-0	0-0-0	0-1-0		HOME	0-0-0		1-0-0		1-0-0		
2-4-1	0-0-0	0-0-		AWAY	0-1-0		1-2-0		1-0-1		
0-0-0	0-0-0	0-0-0		NEUTRAL	0-0-0		0-0-0		0-0-0		
<hr/>											
1-5-1	0-0-0	0-0-0		CONFERENCE	0-1-0		0-1-0		1-3-1		
1-1-1	0-0-0	0-0-0		HOME	0-0-0		0-1-0		1-0-1		
0-4-0	0-0-0	0-0-0		AWAY	0-1-0		0-0-0		0-3-0		
0-0-0	0-0-0	0-0-0		NEUTRAL	0-0-0		0-0-0		0-0-0		
<hr/>											
RPI S	Opponent	Score	RPI S	Opponent	Score	RPI S	Opponent	Score	RPI S	Opponent	Score
			29 A	Dartmouth	1 3	72 A	Saint Francis (PA)	1 2	104 A	Penn	3 4
			50 H	Navy	1 3	82 A	Hartford	1 3	111 H	Bryant	1 2
									118 A	Army	0 3
									132 A	UMass Lowell	1 0
									133 H	Vermont	1 0
									154 A	St. Francis Brooklyn	0 1
									173 A	LIU Brooklyn	1 2
									174 A	NJIT	1 1
									179 A	Robert Morris	0 2
									189 H	Stony Brook	1 0
									190 H	Fairleigh Dickinson	2 2
									199 A	Yale	1 0
									205 H	Sacred Heart	1 0
<hr/>											
LAST 10 GAMES											
			111 H	Bryant	1 2	174 A	NJIT	1 1			
			72 A	Saint Francis (PA)	1 2	205 H	Sacred Heart	1 0			
			179 A	Robert Morris	0 2	173 A	LIU Brooklyn	1 2			
			154 A	St. Francis Brooklyn	0 1	29 A	Dartmouth	1 3			
			190 H	Fairleigh Dickinson	2 2	82 A	Hartford	1 3			

Non-Div. I Games:

Central Conn. St.

Average RPI Win:	156	WON-LOST RECORD	WINNING PCT. RANK	LAST 10 GAMES	STRENGTH OF SCHEDULE	OPP. STRENGTH OF SCHEDULE	TEAM RPI	ADJ RPI	CONF. RPI	ADJ CONF. RPI						
DIV. I ONLY		5-9-4	.38889	146	3-6-1	158	196	176	.40057	182	22	22				
DIV. I NON-CONF.		4-5-3	.45833	128	2-2-0	150	180	174	.41903	176	23	23				
<hr/>																
TOTALS	RPI 1-25		RPI 26-50		W-L RECORDS		RPI 51-100		RPI 101-150		RPI 150+					
5-9-4	0-0-0		0-0-0		OVERALL		0-2-1		3-4-1		2-3-2					
4-3-3	0-0-0		0-0-0		HOME		0-0-1		2-3-0		2-0-2					
0-6-0	0-0-0		0-0-0		AWAY		0-2-0		0-1-0		0-3-0					
1-0-1	0-0-0		0-0-0		NEUTRAL		0-0-0		1-0-1		0-0-0					
<hr/>																
4-5-3	0-0-0		0-0-0		NON-CONFERENCE		0-2-0		2-3-1		2-0-2					
3-2-2	0-0-0		0-0-0		HOME		0-0-0		1-2-0		2-0-2					
0-3-0	0-0-0		0-0-		AWAY		0-2-0		0-1-0		0-0-0					
1-0-1	0-0-0		0-0-0		NEUTRAL		0-0-0		1-0-1		0-0-0					
<hr/>																
1-4-1	0-0-0		0-0-0		CONFERENCE		0-0-1		1-1-0		0-3-0					
1-1-1	0-0-0		0-0-0		HOME		0-0-1		1-1-0		0-0-0					
0-3-0	0-0-0		0-0-0		AWAY		0-0-0		0-0-0		0-3-0					
0-0-0	0-0-0		0-0-0		NEUTRAL		0-0-0		0-0-0		0-0-0					
<hr/>																
RPI	S	Opponent	Score	RPI	S	Opponent	Score	RPI	S	Opponent	Score	RPI	S	Opponent	Score	
						69 A	Bowling Green	1	2			101 N		High Point	1	1
						91 H	Lipscomb	0	0			103 H		Western Ill.	0	2
						95 A	Western Mich.	0	4			117 H		Wright St.	4	3
												120 N		Detroit	1	0
												125 H		FGCU	1	3
												144 A		IUPUI	0	2
												145 H		Marshall	1	2
												148 H		Stetson	1	0
												153 A		North Florida	0	4
												169 H		IPFW	1	1
												170 H		Cincinnati	1	1
												188 A		Jacksonville	0	2
												193 A		USC Upstate	1	2
												195 H		UNC Asheville	2	0
												202 H		Eastern Ill.	1	0
<hr/>																
LAST 10 GAMES																
						153 A	North Florida	0	4			188 A		Jacksonville	0	2
						148 H	Stetson	1	0			145 H		Marshall	1	2
						202 H	Eastern Ill.	1	0			125 H		FGCU	1	3
						193 A	USC Upstate	1	2			91 H		Lipscomb	0	0
						195 H	UNC Asheville	2	0			103 H		Western Ill.	0	2

Non-Div. I Games:

Northern Ky.

UCF

Average RPI Win: 181		WON-LOST RECORD		WINNING PCT. RANK		LAST 10 GAMES		STRENGTH OF SCHEDULE		OPP. STRENGTH OF SCHEDULE		TEAM RPI		ADJ RPI		CONF. RPI		ADJ CONF. RPI					
DIV. I ONLY		2-10-6		.27778 181		1-5-4		143		90		184		.39606 183		12		13					
DIV. I NON-CONF.		1-6-2		.22222 183		0-1-1		182		55		187		.37938 188		11		12					
TOTALS		RPI 1-25		RPI 26-50		W-L RECORDS		RPI 51-100		RPI 101-150		RPI 150+											
2-10-6		0-1-0		0-2-1		OVERALL		0-3-1		0-2-2		2-2-2											
1-3-3		0-0-0		0-0-0		HOME		0-2-1		0-0-2		1-1-0											
1-7-2		0-1-0		0-2-1		AWAY		0-1-0		0-2-0		1-1-1											
0-0-1		0-0-0		0-0-0		NEUTRAL		0-0-0		0-0-0		0-0-1											
1-6-2		0-1-0		0-2-0		NON-CONFERENCE		0-0-0		0-1-1		1-2-1											
1-1-1		0-0-0		0-0-0		HOME		0-0-0		0-0-1		1-1-0											
0-5-0		0-1-0		0-0-		AWAY		0-0-0		0-1-0		0-1-0											
0-0-1		0-0-0		0-0-0		NEUTRAL		0-0-0		0-0-0		0-0-1											
1-4-4		0-0-0		0-0-1		CONFERENCE		0-3-1		0-1-1		1-0-1											
0-2-2		0-0-0		0-0-0		HOME		0-2-1		0-0-1		0-0-0											
1-2-2		0-0-0		0-0-1		AWAY		0-1-0		0-1-0		1-0-1											
0-0-0		0-0-0		0-0-0		NEUTRAL		0-0-0		0-0-0		0-0-0											
RPI	S	Opponent		Score		RPI	S	Opponent		Score		RPI	S	Opponent		Score							
6	A	Indiana		2	4	27	A	Akron		1	2	51	H	South Fla.		0	1	108	A	Memphis	2	3	
						37	A	Oregon St.		0	1	52	H	UConn		0	1	108	H	Memphis	1	1	
						40	A	Tulsa		1	1	79	A	SMU		0	4	114	A	FIU	1	2	
												79	H	SMU		1	1	125	H	FGCU	0	0	
																		153	H	North Florida	0	1	
																		160	A	Portland	0	1	
																		161	N	Col. of Charleston	1	1	
																		170	A	Cincinnati	3	2	
																		192	H	Fla. Atlantic	1	0	
																		194	A	Temple	1	1	
LAST 10 GAMES																							
						79	A	SMU		0	4	52	H	UConn		0	1	114	A	FIU	1	2	
						125	H	FGCU		0	0	108	A	Memphis		2	3	194	A	Temple	1	1	
						40	A	Tulsa		1	1	79	H	SMU		1	1						
						170	A	Cincinnati		3	2												
						51	H	South Fla.		0	1												

Non-Div. I Games:

UCF

H
a
r
t
w
i
c
k

Hartwick

Average RPI Win:	143	WON-LOST RECORD	WINNING PCT. RANK	LAST 10 GAMES	STRENGTH OF SCHEDULE	OPP. STRENGTH OF SCHEDULE	TEAM RPI	ADJ RPI	CONF. RPI	ADJ CONF. RPI	
DIV. I ONLY		5-9-3	.38235 151	3-6-1	205	131	189	.38687 185	19	18	
DIV. I NON-CONF.		3-4-2	.44444 134	1-1-0	204	94	193	.37537 191	18	17	
<hr/>											
TOTALS	RPI 1-25	RPI 26-50		W-L RECORDS	RPI 51-100		RPI 101-150		RPI 150+		
5-9-3	0-0-0	0-0-0		OVERALL	1-2-0		1-5-1		3-2-2		
2-4-1	0-0-0	0-0-0		HOME	1-1-0		0-3-0		1-0-1		
3-5-2	0-0-0	0-0-0		AWAY	0-1-0		1-2-1		2-2-1		
0-0-0	0-0-0	0-0-0		NEUTRAL	0-0-0		0-0-0		0-0-0		
<hr/>											
3-4-2	0-0-0	0-0-0		NON-CONFERENCE	0-1-0		1-2-1		2-1-1		
1-2-0	0-0-0	0-0-0		HOME	0-1-0		0-1-0		1-0-0		
2-2-2	0-0-0	0-0-		AWAY	0-0-0		1-1-1		1-1-1		
0-0-0	0-0-0	0-0-0		NEUTRAL	0-0-0		0-0-0		0-0-0		
<hr/>											
2-5-1	0-0-0	0-0-0		CONFERENCE	1-1-0		0-3-0		1-1-1		
1-2-1	0-0-0	0-0-0		HOME	1-0-0		0-2-0		0-0-1		
1-3-0	0-0-0	0-0-0		AWAY	0-1-0		0-1-0		1-1-0		
0-0-0	0-0-0	0-0-0		NEUTRAL	0-0-0		0-0-0		0-0-0		
<hr/>											
RPI S	Opponent	Score	RPI S	Opponent	Score	RPI S	Opponent	Score	RPI S	Opponent	Score
						87 H	Valparaiso	2 1	103 A	Western Ill.	1 0
						92 A	Oakland	0 2	117 H	Wright St.	0 1
						95 H	Western Mich.	1 2	120 A	Detroit	0 3
									123 H	Ill.-Chicago	0 3
									124 H	DePaul	3 4
									126 A	Wisconsin	0 1
									146 A	Northern Ill.	2 2
									157 H	Milwaukee	2 2
									159 A	Cleveland St.	2 1
									166 H	Grand Canyon	1 0
									168 A	Drake	1 3
									169 A	IPFW	0 0
									196 A	Belmont	1 2
									202 A	Eastern Ill.	2 1
						<hr/>					
			LAST 10 GAMES								
			159 A Cleveland St.			2 1	123 H Ill.-Chicago			0 3	
			87 H Valparaiso			2 1	120 A Detroit			0 3	
			196 A Belmont			1 2	126 A Wisconsin			0 1	
			202 A Eastern Ill.			2 1	92 A Oakland			0 2	
			117 H Wright St.			0 1	157 H Milwaukee			2 2	

Non-Div. I Games:	Viterbo	8	0
-------------------	---------	---	---

Green Bay

Average RPI Win:	152	WON-LOST	WINNING	LAST 10	STRENGTH OF	OPP. STRENGTH	TEAM	ADJ	CONF.	ADJ CONF.	
Average RPI Loss:	116	RECORD	PCT. RANK	GAMES	SCHEDULE	OF SCHEDULE	RPI	RPI	RPI	RPI	
DIV. I ONLY	3-11-2	.25	185	2-8-0	146	185	187	.38407	186	14	14
DIV. I NON-CONF.	1-3-2	.33333	158	0-0-0	165	201	190	.38293	186	17	15
<hr/>											
TOTALS	RPI 1-25	RPI 26-50		W-L RECORDS	RPI 51-100		RPI 101-150		RPI 150+		
3-11-2	0-0-0	0-1-0		OVERALL	0-3-0		2-6-1		1-1-1		
1-5-1	0-0-0	0-0-0		HOME	0-1-0		1-3-1		0-1-0		
1-6-1	0-0-0	0-1-0		AWAY	0-2-0		1-3-0		0-0-1		
1-0-0	0-0-0	0-0-0		NEUTRAL	0-0-0		0-0-0		1-0-0		
<hr/>											
1-3-2	0-0-0	0-0-0		NON-CONFERENCE	0-1-0		0-2-1		1-0-1		
0-1-1	0-0-0	0-0-0		HOME	0-0-0		0-1-1		0-0-0		
0-2-1	0-0-0	0-0-		AWAY	0-1-0		0-1-0		0-0-1		
1-0-0	0-0-0	0-0-0		NEUTRAL	0-0-0		0-0-0		1-0-0		
<hr/>											
2-8-0	0-0-0	0-1-0		CONFERENCE	0-2-0		2-4-0		0-1-0		
1-4-0	0-0-0	0-0-0		HOME	0-1-0		1-2-0		0-1-0		
1-4-0	0-0-0	0-1-0		AWAY	0-1-0		1-2-0		0-0-0		
0-0-0	0-0-0	0-0-0		NEUTRAL	0-0-0		0-0-0		0-0-0		
<hr/>											
RPI S	Opponent	Score	RPI S	Opponent	Score	RPI S	Opponent	Score	RPI S	Opponent	Score
			46 A	Seattle	1 3	56 H	UNLV	2 3	122 H	Air Force	2 1
						88 A	Utah Valley	0 3	129 H	UMKC	1 3
						91 A	Lipscomb	1 4	134 A	Incarnate Word	0 3
									134 H	Incarnate Word	0 2
									137 A	Bakersfield	3 1
									138 A	Oral Roberts	3 4
									138 H	Oral Roberts	1 1
									144 H	IUPUI	1 3
									147 A	San Jose St.	1 3
									166 H	Grand Canyon	1 2
									168 A	Drake	2 2
									196 N	Belmont	4 0
<hr/>											
LAST 10 GAMES											
	122 H	Air Force	2	1	166 H	Grand Canyon	1	2			
	129 H	UMKC	1	3	137 A	Bakersfield	3	1			
	88 A	Utah Valley	0	3	147 A	San Jose St.	1	3			
	46 A	Seattle	1	3	134 H	Incarnate Word	0	2			
	56 H	UNLV	2	3	134 A	Incarnate Word	0	3			

Non-Div. I Games:

Houston Baptist

Average RPI Win:	160	WON-LOST RECORD	WINNING PCT. RANK	LAST 10 GAMES	STRENGTH OF SCHEDULE	OPP. STRENGTH OF SCHEDULE	TEAM RPI	ADJ RPI	CONF. RPI	ADJ CONF. RPI	
Average RPI Loss:	113										
DIV. I ONLY	2-12-2	.1875	193	1-8-1	106	186	188	.3801	187	15	15
DIV. I NON-CONF.	1-4-1	.25	174	0-0-0	127	199	188	.3772	189	21	21
<hr/>											
TOTALS	RPI 1-25	RPI 26-50		W-L RECORDS		RPI 51-100		RPI 101-150		RPI 150+	
2-12-2	0-0-0	0-0-0		OVERALL		0-6-1		0-4-0		2-2-1	
0-6-0	0-0-0	0-0-0		HOME		0-3-0		0-1-0		0-2-0	
2-6-2	0-0-0	0-0-0		AWAY		0-3-1		0-3-0		2-0-1	
0-0-0	0-0-0	0-0-0		NEUTRAL		0-0-0		0-0-0		0-0-0	
<hr/>											
1-4-1	0-0-0	0-0-0		NON-CONFERENCE		0-2-0		0-1-0		1-1-1	
0-1-0	0-0-0	0-0-0		HOME		0-0-0		0-0-0		0-1-0	
1-3-1	0-0-0	0-0-		AWAY		0-2-0		0-1-0		1-0-1	
0-0-0	0-0-0	0-0-0		NEUTRAL		0-0-0		0-0-0		0-0-0	
<hr/>											
1-8-1	0-0-0	0-0-0		CONFERENCE		0-4-1		0-3-0		1-1-0	
0-5-0	0-0-0	0-0-0		HOME		0-3-0		0-1-0		0-1-0	
1-3-1	0-0-0	0-0-0		AWAY		0-1-1		0-2-0		1-0-0	
0-0-0	0-0-0	0-0-0		NEUTRAL		0-0-0		0-0-0		0-0-0	
<hr/>											
RPI S	Opponent	Score	RPI S	Opponent	Score	RPI S	Opponent	Score	RPI S	Opponent	Score
						55 A	Harvard	0 3	115 H	Rider	0 1
						73 A	Monmouth	0 1	128 A	Fairfield	2 3
						74 A	Lehigh	1 2	136 A	Fordham	1 3
						78 A	Quinnipiac	1 1	149 A	Marist	0 2
						96 H	Iona	1 3	154 A	St. Francis Brooklyn	1 0
						97 H	Canisius	0 1	158 H	La Salle	0 1
						98 H	Siena	0 1	165 A	Niagara	5 0
									178 H	Saint Peter's	0 1
									199 A	Yale	0 0
<hr/>											
LAST 10 GAMES											
						96 H	Iona	1 3	115 H	Rider	0 1
						165 A	Niagara	5 0	128 A	Fairfield	2 3
						178 H	Saint Peter's	0 1	98 H	Siena	0 1
						97 H	Canisius	0 1	73 A	Monmouth	0 1
						78 A	Quinnipiac	1 1	149 A	Marist	0 2

Non-Div. I Games:

Manhattan

Average RPI Win:	177	WON-LOST	WINNING	LAST 10	STRENGTH OF	OPP. STRENGTH	TEAM	ADJ	CONF.	ADJ CONF.		
Average RPI Loss:	132	RECORD	PCT. RANK	GAMES	SCHEDULE	OF SCHEDULE	RPI	RPI	RPI	RPI		
DIV. I ONLY		4-12-0	.25	185	3-7-0	137	202	185	.37868	188	22	22
DIV. I NON-CONF.		3-7-0	.3	166	2-2-0	142	190	184	.39161	185	23	23
<hr/>												
TOTALS	RPI 1-25	RPI 26-50		W-L RECORDS		RPI 51-100		RPI 101-150		RPI 150+		
4-12-0	0-0-0	0-1-0		OVERALL		0-2-0		0-4-0		4-5-0		
4-4-0	0-0-0	0-0-0		HOME		0-1-0		0-2-0		4-1-0		
0-6-0	0-0-0	0-1-0		AWAY		0-0-0		0-1-0		0-4-0		
0-2-0	0-0-0	0-0-0		NEUTRAL		0-1-0		0-1-0		0-0-0		
3-7-0	0-0-0	0-1-0		NON-CONFERENCE		0-1-0		0-2-0		3-3-0		
3-2-0	0-0-0	0-0-0		HOME		0-0-0		0-1-0		3-1-0		
0-3-0	0-0-0	0-0-		AWAY		0-0-0		0-0-0		0-2-0		
0-2-0	0-0-0	0-0-0		NEUTRAL		0-1-0		0-1-0		0-0-0		
1-5-0	0-0-0	0-0-0		CONFERENCE		0-1-0		0-2-0		1-2-0		
1-2-0	0-0-0	0-0-0		HOME		0-1-0		0-1-0		1-0-0		
0-3-0	0-0-0	0-0-0		AWAY		0-0-0		0-1-0		0-2-0		
0-0-0	0-0-0	0-0-0		NEUTRAL		0-0-0		0-0-0		0-0-0		
RPI	S	Opponent	Score	RPI	S	Opponent	Score	RPI	S	Opponent	Score	
				38	A	Davidson	0 2	71	N	Dayton	0 3	
								91	H	Lipscomb	0 2	
								105	H	Wofford	1 3	
								125	H	FGCU	1 3	
								133	N	Vermont	2 3	
								148	A	Stetson	0 1	
								153	A	North Florida	0 2	
								162	H	Campbell	1 0	
								167	A	Georgia St.	0 1	
								172	H	Ga. Southern	3 0	
								174	H	NJIT	2 3	
								180	A	Appalachian St.	1 2	
								182	H	Northern Ky.	2 0	
								192	H	Fla. Atlantic	2 0	
								193	A	USC Upstate	0 2	
				LAST 10 GAMES								
				91	H	Lipscomb	0 2	180	A	Appalachian St.	1 2	
				193	A	USC Upstate	0 2	153	A	North Florida	0 2	
				148	A	Stetson	0 1	125	H	FGCU	1 3	
				167	A	Georgia St.	0 1	172	H	Ga. Southern	3 0	
				182	H	Northern Ky.	2 0	162	H	Campbell	1 0	

Non-Div. I Games:

Jacksonville

Average RPI Win: 153		WON-LOST	WINNING	LAST 10	STRENGTH OF		OPP. STRENGTH	TEAM	ADJ		CONF.	ADJ CONF.
Average RPI Loss: 100		RECORD	PCT. RANK	GAMES	SCHEDULE		OF SCHEDULE	RPI	RPI		RPI	RPI
DIV. I ONLY		4-13-2	.26316	184	2-7-1		165	164	186		.37863	189
DIV. I NON-CONF.		2-8-1	.22727	179	0-2-0		121	162	180		.40546	180
TOTALS		RPI 1-25	RPI 26-50		W-L RECORDS		RPI 51-100		RPI 101-150		RPI 150+	
4-13-2		0-0-0	0-0-0		OVERALL		1-8-0		0-3-0		3-2-2	
2-4-1		0-0-0	0-0-0		HOME		1-3-0		0-1-0		1-0-1	
2-8-1		0-0-0	0-0-0		AWAY		0-5-0		0-1-0		2-2-1	
0-1-0		0-0-0	0-0-0		NEUTRAL		0-0-0		0-1-0		0-0-0	
2-8-1		0-0-0	0-0-0		NON-CONFERENCE		1-6-0		0-1-0		1-1-1	
1-2-1		0-0-0	0-0-0		HOME		1-2-0		0-0-0		0-0-1	
1-5-0		0-0-0	0-0-		AWAY		0-4-0		0-0-0		1-1-0	
0-1-0		0-0-0	0-0-0		NEUTRAL		0-0-0		0-1-0		0-0-0	
2-5-1		0-0-0	0-0-0		CONFERENCE		0-2-0		0-2-0		2-1-1	
1-2-0		0-0-0	0-0-0		HOME		0-1-0		0-1-0		1-0-0	
1-3-1		0-0-0	0-0-0		AWAY		0-1-0		0-1-0		1-1-1	
0-0-0		0-0-0	0-0-0		NEUTRAL		0-0-0		0-0-0		0-0-0	
RPI S	Opponent	Score	RPI S	Opponent	Score	RPI S	Opponent	Score	RPI S	Opponent	Score	
						52 A	UConn	0 3	108 N	Memphis	0 1	
						55 A	Harvard	0 2	132 H	UMass Lowell	1 2	
						63 H	UMBC	0 2	133 A	Vermont	0 2	
						65 A	Rhode Island	0 3	163 H	New Hampshire	1 0	
						74 H	Lehigh	3 0	171 A	Albany (NY)	3 2	
						79 A	SMU	1 3	176 A	Binghamton	1 1	
						82 A	Hartford	0 1	176 A	Binghamton	1 5	
						84 H	Villanova	0 1	181 A	Central Conn. St.	0 1	
						86 H	Northeastern	2 3	190 H	Fairleigh Dickinson	0 0	
									205 A	Sacred Heart	4 2	
LAST 10 GAMES												
						176 A	Binghamton	1 1	132 H	UMass Lowell	1 2	
						63 H	UMBC	0 2	82 A	Hartford	0 1	
						176 A	Binghamton	1 5	133 A	Vermont	0 2	
						55 A	Harvard	0 2	84 H	Villanova	0 1	
						171 A	Albany (NY)	3 2	163 H	New Hampshire	1 0	

Non-Div. I Games:

Stony Brook

Average RPI Win:	155	WON-LOST RECORD	WINNING PCT. RANK	LAST 10 GAMES	STRENGTH OF SCHEDULE	OPP. STRENGTH OF SCHEDULE	TEAM RPI	ADJ RPI	CONF. RPI	ADJ CONF. RPI			
DIV. I ONLY		4-12-2	.27778	181	3-6-1	186	171	190	.37667	190	23	23	
DIV. I NON-CONF.		2-8-1	.22727	179	1-2-0	163	112	183	.3998	184	22	22	
<hr/>													
TOTALS	RPI 1-25	RPI 26-50		W-L RECORDS		RPI 51-100		RPI 101-150		RPI 150+			
4-12-2	0-0-0	1-0-0		OVERALL		0-6-0		0-4-0		3-2-2			
3-5-0	0-0-0	1-0-0		HOME		0-3-0		0-2-0		2-0-0			
1-7-2	0-0-0	0-0-0		AWAY		0-3-0		0-2-0		1-2-2			
0-0-0	0-0-0	0-0-0		NEUTRAL		0-0-0		0-0-0		0-0-0			
<hr/>													
2-8-1	0-0-0	1-0-0		NON-CONFERENCE		0-5-0		0-3-0		1-0-1			
1-3-0	0-0-0	1-0-0		HOME		0-2-0		0-1-0		0-0-0			
1-5-1	0-0-0	0-0-		AWAY		0-3-0		0-2-0		1-0-1			
0-0-0	0-0-0	0-0-0		NEUTRAL		0-0-0		0-0-0		0-0-0			
<hr/>													
2-4-1	0-0-0	0-0-0		CONFERENCE		0-1-0		0-1-0		2-2-1			
2-2-0	0-0-0	0-0-0		HOME		0-1-0		0-1-0		2-0-0			
0-2-1	0-0-0	0-0-0		AWAY		0-0-0		0-0-0		0-2-1			
0-0-0	0-0-0	0-0-0		NEUTRAL		0-0-0		0-0-0		0-0-0			
<hr/>													
RPI	S	Opponent	Score	RPI	S	Opponent	Score	RPI	S	Opponent	Score		
				36	H	Princeton	3 2	61	A	Cornell	0 2		
								72	H	Saint Francis (PA)	1 2		
								74	A	Lehigh	0 4		
								75	H	Hofstra	1 2		
								96	H	Iona	0 2		
								100	A	VCU	0 3		
										109	A	William & Mary	1 2
										111	H	Bryant	1 2
										127	A	Colgate	1 3
										150	H	Drexel	0 3
										154	A	St. Francis Brooklyn	0 1
										173	A	LIU Brooklyn	0 1
										179	H	Robert Morris	3 2
										181	A	Central Conn. St.	2 2
										189	A	Stony Brook	0 0
										199	A	Yale	3 1
										205	H	Sacred Heart	1 0
<hr/>													
LAST 10 GAMES													
				205	H	Sacred Heart	1 0	181	A	Central Conn. St.	2 2		
				111	H	Bryant	1 2	179	H	Robert Morris	3 2		
				154	A	St. Francis Brooklyn	0 1	72	H	Saint Francis (PA)	1 2		
				173	A	LIU Brooklyn	0 1	199	A	Yale	3 1		
				74	A	Lehigh	0 4	150	H	Drexel	0 3		

Non-Div. I Games:

Fairleigh Dickinson

Average RPI Win:	192	WON-LOST	WINNING	LAST 10	STRENGTH OF	OPP. STRENGTH	TEAM	ADJ	CONF.	ADJ CONF.	
Average RPI Loss:	97	RECORD	PCT. RANK	GAMES	SCHEDULE	OF SCHEDULE	RPI	RPI	RPI	RPI	
DIV. I ONLY	4-13-1	.25	185	3-7-0	176	172	191	.37451	191	20	20
DIV. I NON-CONF.	1-7-1	.16667	190	0-2-0	164	163	186	.3803	187	16	18
<hr/>											
TOTALS	RPI 1-25	RPI 26-50		W-L RECORDS	RPI 51-100		RPI 101-150		RPI 150+		
4-13-1	0-0-0	0-5-0		OVERALL	0-2-0		0-3-0		4-3-1		
2-5-1	0-0-0	0-1-0		HOME	0-0-0		0-2-0		2-2-1		
2-8-0	0-0-0	0-4-0		AWAY	0-2-0		0-1-0		2-1-0		
0-0-0	0-0-0	0-0-0		NEUTRAL	0-0-0		0-0-0		0-0-0		
1-7-1	0-0-0	0-2-0		NON-CONFERENCE	0-2-0		0-1-0		1-2-1		
0-3-1	0-0-0	0-0-0		HOME	0-0-0		0-1-0		0-2-1		
1-4-0	0-0-0	0-0-		AWAY	0-2-0		0-0-0		1-0-0		
0-0-0	0-0-0	0-0-0		NEUTRAL	0-0-0		0-0-0		0-0-0		
3-6-0	0-0-0	0-3-0		CONFERENCE	0-0-0		0-2-0		3-1-0		
2-2-0	0-0-0	0-1-0		HOME	0-0-0		0-1-0		2-0-0		
1-4-0	0-0-0	0-2-0		AWAY	0-0-0		0-1-0		1-1-0		
0-0-0	0-0-0	0-0-0		NEUTRAL	0-0-0		0-0-0		0-0-0		
RPI	S	Opponent	Score	RPI	S	Opponent	Score	RPI	S	Opponent	Score
				28	A	Coastal Caro.	0 7	81	A	Virginia Tech	1 4
				39	A	Old Dominion	0 2	91	A	Lipscomb	1 3
				41	A	Winthrop	2 3				
				44	H	Radford	0 5				
				50	A	Navy	0 2				
									</		

Non-Div. I Games:

Longwood

Average RPI Win: 145		WON-LOST	WINNING	LAST 10	STRENGTH OF		OPP. STRENGTH	TEAM	ADJ	CONF.	ADJ CONF.
Average RPI Loss: 103		RECORD	PCT. RANK	GAMES	SCHEDULE		OF SCHEDULE	RPI	RPI	RPI	RPI
DIV. I ONLY		1-13-2	.125	200	1-8-1		82	124	192	.37058	192
DIV. I NON-CONF.		0-7-1	.0625	202	0-2-0		168	203	200	.32623	201
TOTALS		RPI 1-25	RPI 26-50		W-L RECORDS		RPI 51-100		RPI 101-150		RPI 150+
1-13-2	0-1-1	0-3-0		OVERALL		0-2-0		1-3-1		0-4-0	
0-3-2	0-0-1	0-2-0		HOME		0-1-0		0-0-1		0-0-0	
1-9-0	0-1-0	0-1-0		AWAY		0-0-0		1-3-0		0-4-0	
0-1-0	0-0-0	0-0-0		NEUTRAL		0-1-0		0-0-0		0-0-0	
0-7-1	0-0-0	0-0-0		NON-CONFERENCE		0-1-0		0-2-1		0-4-0	
0-0-1	0-0-0	0-0-0		HOME		0-0-0		0-0-1		0-0-0	
0-6-0	0-0-0	0-0-		AWAY		0-0-0		0-2-0		0-4-0	
0-1-0	0-0-0	0-0-0		NEUTRAL		0-1-0		0-0-0		0-0-0	
1-6-1	0-1-1	0-3-0		CONFERENCE		0-1-0		1-1-0		0-0-0	
0-3-1	0-0-1	0-2-0		HOME		0-1-0		0-0-0		0-0-0	
1-3-0	0-1-0	0-1-0		AWAY		0-0-0		1-1-0		0-0-0	
0-0-0	0-0-0	0-0-0		NEUTRAL		0-0-0		0-0-0		0-0-0	
RPI S	Opponent	Score	RPI S	Opponent	Score	RPI S	Opponent	Score	RPI S	Opponent	Score
3 A	Charlotte	1 4	26 H	UAB	0 3	76 H	South Carolina	3 4	114 A	FIU	0 2
25 H	Kentucky	0 0	30 H	New Mexico	0 2	80 N	Mercer	0 3	125 A	FGCU	0 1
			39 A	Old Dominion	1 2				145 A	Marshall	3 0
									148 A	Stetson	0 4
									148 H	Stetson	1 1
									153 A	North Florida	2 5
									172 A	Ga. Southern	4 5
									183 A	UCF	0 1
									188 A	Jacksonville	0 2
LAST 10 GAMES											
26 H	UAB	0 3	76 H	South Carolina	3 4						
148 A	Stetson	0 4	39 A	Old Dominion	1 2						
3 A	Charlotte	1 4	30 H	New Mexico	0 2						
114 A	FIU	0 2	145 A	Marshall	3 0						
125 A	FGCU	0 1	25 H	Kentucky	0 0						

Non-Div. I Games:

Fla. Atlantic

Average RPI Win:		194	WON-LOST RECORD		WINNING PCT. RANK		LAST 10 GAMES		STRENGTH OF SCHEDULE		OPP. STRENGTH OF SCHEDULE		TEAM RPI		ADJ RPI		CONF. RPI		ADJ CONF. RPI	
DIV. I ONLY			4-9-1		.32143	174	3-7-0		193	205	194	.36873	193	22	22					
DIV. I NON-CONF.			2-5-1		.3125	161	1-3-0		199	204	198	.35514	197	23	23					
TOTALS		RPI 1-25		RPI 26-50		W-L RECORDS		RPI 51-100		RPI 101-150		RPI 150+								
4-9-1	0-0-0			0-1-0	OVERALL		0-1-0		0-4-0		4-3-1									
3-3-0	0-0-0			0-0-0	HOME		0-0-0		0-0-0		3-3-0									
1-5-1	0-0-0			0-1-0	AWAY		0-1-0		0-3-0		1-0-1									
0-1-0	0-0-0			0-0-0	NEUTRAL		0-0-0		0-1-0		0-0-0									
2-5-1	0-0-0			0-1-0	NON-CONFERENCE		0-0-0		0-2-0		2-2-1									
1-2-0	0-0-0			0-0-0	HOME		0-0-0		0-0-0		1-2-0									
1-2-1	0-0-0			0-0-	AWAY		0-0-0		0-1-0		1-0-1									
0-1-0	0-0-0			0-0-0	NEUTRAL		0-0-0		0-1-0		0-0-0									
2-4-0	0-0-0			0-0-0	CONFERENCE		0-1-0		0-2-0		2-1-0									
2-1-0	0-0-0			0-0-0	HOME		0-0-0		0-0-0		2-1-0									
0-3-0	0-0-0			0-0-0	AWAY		0-1-0		0-2-0		0-0-0									
0-0-0	0-0-0			0-0-0	NEUTRAL		0-0-0		0-0-0		0-0-0									
RPI	S	Opponent		Score	RPI	S	Opponent		Score	RPI	S	Opponent		Score						
					41	A	Winthrop		3 5	91	A	Lipscomb		1 2	105	A	Wofford		2 3	
															113	N	Liberty		1 3	
															125	A	FGCU		0 1	
															148	A	Stetson		2 3	
															153	H	North Florida		0 3	
															180	H	Appalachian St.		1 3	
															182	H	Northern Ky.		2 1	
															188	H	Jacksonville		2 0	
															195	A	UNC Asheville		3 3	
															197	H	Gardner-Webb		0 1	
															203	A	VMI		2 0	
															204	H	Presbyterian		2 0	
LAST 10 GAMES																				
					125	A	FGCU		0 1	91	A	Lipscomb		1 2						
					188	H	Jacksonville		2 0	180	H	Appalachian St.		1 3						
					182	H	Northern Ky.		2 1	105	A	Wofford		2 3						
					148	A	Stetson		2 3	204	H	Presbyterian		2 0						
					153	H	North Florida		0 3	41	A	Winthrop		3 5						

Non-Div. I Games:

USC Upstate

Average RPI Win:	153	WON-LOST RECORD	WINNING PCT. RANK	LAST 10 GAMES	STRENGTH OF SCHEDULE	OPP. STRENGTH OF SCHEDULE	TEAM RPI	ADJ RPI	CONF. RPI	ADJ CONF. RPI		
DIV. I ONLY		2-14-2	.16667	194	1-8-1	154	126	195	.36374	194	12	13
DIV. I NON-CONF.		1-7-1	.16667	190	0-1-0	172	127	196	.3608	196	11	12
<hr/>												
TOTALS	RPI 1-25	RPI 26-50		W-L RECORDS		RPI 51-100		RPI 101-150		RPI 150+		
2-14-2	0-1-0	0-2-0		OVERALL		0-5-0		1-4-0		1-2-2		
2-5-1	0-0-0	0-1-0		HOME		0-2-0		1-2-0		1-0-1		
0-9-1	0-1-0	0-1-0		AWAY		0-3-0		0-2-0		0-2-1		
0-0-0	0-0-0	0-0-0		NEUTRAL		0-0-0		0-0-0		0-0-0		
<hr/>												
1-7-1	0-1-0	0-1-0		NON-CONFERENCE		0-1-0		1-3-0		0-1-1		
1-3-0	0-0-0	0-0-0		HOME		0-1-0		1-2-0		0-0-0		
0-4-1	0-1-0	0-0-		AWAY		0-0-0		0-1-0		0-1-1		
0-0-0	0-0-0	0-0-0		NEUTRAL		0-0-0		0-0-0		0-0-0		
<hr/>												
1-7-1	0-0-0	0-1-0		CONFERENCE		0-4-0		0-1-0		1-1-1		
1-2-1	0-0-0	0-1-0		HOME		0-1-0		0-0-0		1-0-1		
0-5-0	0-0-0	0-0-0		AWAY		0-3-0		0-1-0		0-1-0		
0-0-0	0-0-0	0-0-0		NEUTRAL		0-0-0		0-0-0		0-0-0		
<hr/>												
RPI S	Opponent	Score		RPI S	Opponent	Score		RPI S	Opponent	Score		
19 A	Penn St.	0	1	40 H	Tulsa	1	2	51 A	South Fla.	0	3	
				49 A	Duke	1	3	52 A	UConn	0	5	
								52 A	UConn	1	3	
								64 H	Delaware	0	3	
								79 H	SMU	1	2	

Non-Div. I Games:

Temple

Average RPI Win:	184	WON-LOST	WINNING	LAST 10	STRENGTH OF	OPP. STRENGTH	TEAM	ADJ	CONF.	ADJ CONF.	
Average RPI Loss:	115	RECORD	PCT. RANK	GAMES	SCHEDULE	OF SCHEDULE	RPI	RPI	RPI	RPI	
DIV. I ONLY	4-8-3	.36667	159	4-4-2	202	187	193	.36365	195	20	20
DIV. I NON-CONF.	1-4-1	.25	174	1-1-0	205	198	199	.33279	199	16	18
<hr/>											
TOTALS	RPI 1-25	RPI 26-50		W-L RECORDS		RPI 51-100		RPI 101-150		RPI 150+	
4-8-3	0-0-0	0-2-1		OVERALL		0-1-0		0-2-0		4-3-2	
2-2-3	0-0-0	0-1-1		HOME		0-0-0		0-0-0		2-1-2	
2-5-0	0-0-0	0-1-0		AWAY		0-0-0		0-2-0		2-2-0	
0-1-0	0-0-0	0-0-0		NEUTRAL		0-1-0		0-0-0		0-0-0	
<hr/>											
1-4-1	0-0-0	0-0-0		NON-CONFERENCE		0-1-0		0-0-0		1-3-1	
1-1-1	0-0-0	0-0-0		HOME		0-0-0		0-0-0		1-1-1	
0-2-0	0-0-0	0-0-		AWAY		0-0-0		0-0-0		0-2-0	
0-1-0	0-0-0	0-0-0		NEUTRAL		0-1-0		0-0-0		0-0-0	
<hr/>											
3-4-2	0-0-0	0-2-1		CONFERENCE		0-0-0		0-2-0		3-0-1	
1-1-2	0-0-0	0-1-1		HOME		0-0-0		0-0-0		1-0-1	
2-3-0	0-0-0	0-1-0		AWAY		0-0-0		0-2-0		2-0-0	
0-0-0	0-0-0	0-0-0		NEUTRAL		0-0-0		0-0-0		0-0-0	
<hr/>											
RPI S	Opponent	Score	RPI S	Opponent	Score	RPI S	Opponent	Score	RPI S	Opponent	Score
			28 A	Coastal Caro.	0 4	80 N	Mercer	0 3	101 A	High Point	0 3
			41 H	Winthrop	1 1				113 A	Liberty	1 3
			44 H	Radford	0 1				162 A	Campbell	2 0
									172 A	Ga. Southern	0 3
									177 H	Massachusetts	2 1
									182 A	Northern Ky.	0 2
									191 H	Longwood	1 0
									193 H	USC Upstate	3 3
									197 H	Gardner-Webb	1 1
									203 H	VMI	0 1
									204 A	Presbyterian	1 0
<hr/>											
LAST 10 GAMES											
			162 A	Campbell	2 0	182 A	Northern Ky.	0 2			
			204 A	Presbyterian	1 0	41 H	Winthrop	1 1			
			191 H	Longwood	1 0	28 A	Coastal Caro.	0 4			
			177 H	Massachusetts	2 1	197 H	Gardner-Webb	1 1			
			113 A	Liberty	1 3	44 H	Radford	0 1			

Non-Div. I Games: Brevard 2 1

UNC Asheville

Average RPI Win:	183	WON-LOST RECORD	WINNING PCT. RANK	LAST 10 GAMES	STRENGTH OF SCHEDULE	OPP. STRENGTH OF SCHEDULE	TEAM RPI	ADJ RPI	CONF. RPI	ADJ CONF. RPI		
DIV. I ONLY		3-15-0	.16667	194	2-8-0	181	166	197	.36228	196	19	18
DIV. I NON-CONF.		2-8-0	.2	185	1-1-0	176	146	195	.36688	193	18	17
<hr/>												
TOTALS	RPI 1-25	RPI 26-50		W-L RECORDS		RPI 51-100		RPI 101-150		RPI 150+		
3-15-0	0-1-0	0-0-0		OVERALL		0-3-0		0-8-0		3-3-0		
2-4-0	0-0-0	0-0-0		HOME		0-1-0		0-2-0		2-1-0		
1-9-0	0-1-0	0-0-0		AWAY		0-2-0		0-5-0		1-1-0		
0-2-0	0-0-0	0-0-0		NEUTRAL		0-0-0		0-1-0		0-1-0		
2-8-0	0-1-0	0-0-0		NON-CONFERENCE		0-1-0		0-5-0		2-1-0		
1-1-0	0-0-0	0-0-0		HOME		0-0-0		0-1-0		1-0-0		
1-5-0	0-1-0	0-0-		AWAY		0-1-0		0-3-0		1-0-0		
0-2-0	0-0-0	0-0-0		NEUTRAL		0-0-0		0-1-0		0-1-0		
1-7-0	0-0-0	0-0-0		CONFERENCE		0-2-0		0-3-0		1-2-0		
1-3-0	0-0-0	0-0-0		HOME		0-1-0		0-1-0		1-1-0		
0-4-0	0-0-0	0-0-0		AWAY		0-1-0		0-2-0		0-1-0		
0-0-0	0-0-0	0-0-0		NEUTRAL		0-0-0		0-0-0		0-0-0		
RPI S	Opponent	Score		RPI S	Opponent	Score		RPI S	Opponent	Score		
25 A	Kentucky	0 2				76 A	South Carolina 0 1	102 H	James Madison	1 2		
						87 H	Valparaiso 1 2	108 N	Memphis	0 3		
						92 A	Oakland 0 2	110 A	Omaha	1 3		
								117 A	Wright St.	0 3		
								120 H	Detroit	0 1		
								123 A	Ill.-Chicago	0 4		
								130 A	Evansville	0 5		
								143 A	Bradley	1 2		
								157 A	Milwaukee	0 2		
								159 H	Cleveland St.	0 1		
								167 A	Georgia St.	2 0		
								185 H	Green Bay	2 1		
								186 N	Houston Baptist	0 4		
								197 H	Gardner-Webb	2 0		
				LAST 10 GAMES								
				123 A	Ill.-Chicago	0 4	157 A	Milwaukee	0 2			
				120 H	Detroit	0 1	167 A	Georgia St.	2 0			
				143 A	Bradley	1 2	159 H	Cleveland St.	0 1			
				185 H	Green Bay	2 1	117 A	Wright St.	0 3			
				92 A	Oakland	0 2	87 H	Valparaiso	1 2			

Non-Div. I Games:

Belmont

Average RPI Win:		199	WON-LOST RECORD		WINNING PCT. RANK		LAST 10 GAMES		STRENGTH OF SCHEDULE		OPP. STRENGTH OF SCHEDULE		TEAM RPI		ADJ RPI		CONF. RPI		ADJ CONF. RPI	
DIV. I ONLY			2-13-1		.15625 197		1-7-1		147		192		196		.35209 197		20		20	
DIV. I NON-CONF.			1-6-0		.14286 193		0-1-0		116		196		189		.37626 190		16		18	
TOTALS		RPI 1-25		RPI 26-50		W-L RECORDS		RPI 51-100		RPI 101-150		RPI 150+								
2-13-1		0-1-0		0-3-0		OVERALL		0-2-0		0-3-0		2-4-1								
1-6-0		0-0-0		0-2-0		HOME		0-0-0		0-2-0		1-2-0								
1-6-1		0-1-0		0-1-0		AWAY		0-1-0		0-1-0		1-2-1								
0-1-0		0-0-0		0-0-0		NEUTRAL		0-1-0		0-0-0		0-0-0								
1-6-0		0-1-0		0-0-0		NON-CONFERENCE		0-2-0		0-1-0		1-2-0								
0-2-0		0-0-0		0-0-0		HOME		0-0-0		0-1-0		0-1-0								
1-3-0		0-1-0		0-0-		AWAY		0-1-0		0-0-0		1-1-0								
0-1-0		0-0-0		0-0-0		NEUTRAL		0-1-0		0-0-0		0-0-0								
1-7-1		0-0-0		0-3-0		CONFERENCE		0-0-0		0-2-0		1-2-1								
1-4-0		0-0-0		0-2-0		HOME		0-0-0		0-1-0		1-1-0								
0-3-1		0-0-0		0-1-0		AWAY		0-0-0		0-1-0		0-1-1								
0-0-0		0-0-0		0-0-0		NEUTRAL		0-0-0		0-0-0		0-0-0								
RPI	S	Opponent		Score		RPI	S	Opponent		Score		RPI	S	Opponent		Score				
15	A	Clemson		0 6		28	H	Coastal Caro.		1 2		89	A	North Carolina St.		2 5				
						41	A	Winthrop		1 3		91	N	Lipscomb		2 3				
						44	H	Radford		1 2										
</																				

Non-Div. I Games: Brevard 5 1

Gardner-Webb

Average RPI Win:	72	WON-LOST	WINNING	LAST 10	STRENGTH OF	OPP. STRENGTH	TEAM	ADJ	CONF.	ADJ CONF.	
Average RPI Loss:	114	RECORD	PCT. RANK	GAMES	SCHEDULE	OF SCHEDULE	RPI	RPI	RPI	RPI	
DIV. I ONLY	1-15-0	.0625	204	0-10-0	108	161	198	.34568	198	11	11
DIV. I NON-CONF.	1-7-0	.125	196	0-2-0	93	188	191	.36951	192	13	13
<hr/>											
TOTALS	RPI 1-25	RPI 26-50		W-L RECORDS	RPI 51-100		RPI 101-150		RPI 150+		
1-15-0	0-1-0	0-1-0		OVERALL	1-5-0		0-2-0		0-6-0		
1-7-0	0-0-0	0-0-0		HOME	1-4-0		0-1-0		0-2-0		
0-8-0	0-1-0	0-1-0		AWAY	0-1-0		0-1-0		0-4-0		
0-0-0	0-0-0	0-0-0		NEUTRAL	0-0-0		0-0-0		0-0-0		
<hr/>											
1-7-0	0-0-0	0-0-0		NON-CONFERENCE	1-3-0		0-1-0		0-3-0		
1-3-0	0-0-0	0-0-0		HOME	1-2-0		0-0-0		0-1-0		
0-4-0	0-0-0	0-0-		AWAY	0-1-0		0-1-0		0-2-0		
0-0-0	0-0-0	0-0-0		NEUTRAL	0-0-0		0-0-0		0-0-0		
<hr/>											
0-8-0	0-1-0	0-1-0		CONFERENCE	0-2-0		0-1-0		0-3-0		
0-4-0	0-0-0	0-0-0		HOME	0-2-0		0-1-0		0-1-0		
0-4-0	0-1-0	0-1-0		AWAY	0-0-0		0-0-0		0-2-0		
0-0-0	0-0-0	0-0-0		NEUTRAL	0-0-0		0-0-0		0-0-0		
<hr/>											
RPI S	Opponent	Score	RPI S	Opponent	Score	RPI S	Opponent	Score	RPI S	Opponent	Score
14 A	Saint Louis	0 3	38 A	Davidson	0 2	64 H	Delaware	0 3	115 A	Rider	0 5
						69 H	Bowling Green	0 1	139 H	George Washington	0 1
						72 H	Saint Francis (PA)	2 1	152 H	Saint Joseph's	1 2
						90 H	Duquesne	0 5	155 A	Buffalo	0 4
						97 A	Canisius	2 3	158 A	La Salle	0 5
						100 H	VCU	0 1	165 H	Niagara	0 1
									177 A	Massachusetts	0 3
									184 A	Hartwick	1 2
<hr/>											
LAST 10 GAMES											
						177 A	Massachusetts	0 3	155 A	Buffalo	0 4
						152 H	Saint Joseph's	1 2	38 A	Davidson	0 2
						158 A	La Salle	0 5	90 H	Duquesne	0 5
						100 H	VCU	0 1	184 A	Hartwick	1 2
						139 H	George Washington	0 1	14 A	Saint Louis	0 3

Non-Div. I Games:

St. Bonaventure

Average RPI Win: 194		WON-LOST	WINNING	LAST 10	STRENGTH OF		OPP. STRENGTH	TEAM	ADJ	CONF.	ADJ CONF.
Average RPI Loss: 94		RECORD	PCT. RANK	GAMES	SCHEDULE		OF SCHEDULE	RPI	RPI	RPI	RPI
DIV. I ONLY		1-12-3	.15625	197	1-8-1		171	154	200	.34297	199
DIV. I NON-CONF.		1-7-2	.2	185	1-3-0		192	184	203	.31668	202
TOTALS		RPI 1-25	RPI 26-50		W-L RECORDS		RPI 51-100		RPI 101-150		RPI 150+
1-12-3	0-0-0	0-1-0		OVERALL		0-7-0		0-2-1		1-2-2	
1-4-3	0-0-0	0-0-0		HOME		0-1-0		0-1-1		1-2-2	
0-8-0	0-0-0	0-1-0		AWAY		0-6-0		0-1-0		0-0-0	
0-0-0	0-0-0	0-0-0		NEUTRAL		0-0-0		0-0-0		0-0-0	
1-7-2	0-0-0	0-0-0		NON-CONFERENCE		0-4-0		0-1-0		1-2-2	
1-3-2	0-0-0	0-0-0		HOME		0-1-0		0-0-0		1-2-2	
0-4-0	0-0-0	0-0-		AWAY		0-3-0		0-1-0		0-0-0	
0-0-0	0-0-0	0-0-0		NEUTRAL		0-0-0		0-0-0		0-0-0	
0-5-1	0-0-0	0-1-0		CONFERENCE		0-3-0		0-1-1		0-0-0	
0-1-1	0-0-0	0-0-0		HOME		0-0-0		0-1-1		0-0-0	
0-4-0	0-0-0	0-1-0		AWAY		0-3-0		0-0-0		0-0-0	
0-0-0	0-0-0	0-0-0		NEUTRAL		0-0-0		0-0-0		0-0-0	
RPI S	Opponent	Score	RPI S	Opponent	Score	RPI S	Opponent	Score	RPI S	Opponent	Score
			29 A Dartmouth	1	4	52 A UConn	0	1	104 H Penn	1	1
						55 A Harvard	0	1	121 H Columbia	1	2
						61 A Cornell	0	1	128 A Fairfield	0	1
						65 A Rhode Island	0	1	181 H Central Conn. St.	0	1
						77 A Brown	0	1	187 H Manhattan	0	0
						78 A Quinnipiac	0	1	190 H Fairleigh Dickinson	1	3
						96 H Iona	1	2	194 H Temple	1	0
									205 H Sacred Heart	1	1
LAST 10 GAMES											
			77 A Brown	0	1	194 H Temple	1	0			
			121 H Columbia	1	2	29 A Dartmouth	1	4			
			52 A UConn	0	1	55 A Harvard	0	1			
			104 H Penn	1	1	190 H Fairleigh Dickinson	1	3			
			61 A Cornell	0	1	78 A Quinnipiac	0	1			

Non-Div. I Games:

Yale

Average RPI Win: 138		WON-LOST	WINNING	LAST 10	STRENGTH OF		OPP. STRENGTH	TEAM	ADJ	CONF.	ADJ CONF.				
Average RPI Loss: 98		RECORD	PCT. RANK	GAMES	SCHEDULE		OF SCHEDULE	RPI	RPI	RPI	RPI				
DIV. I ONLY		2-13-0	.13333 199	1-8-0	197		67	201	.33922 200	13	12				
DIV. I NON-CONF.		1-6-0	.14286 193	0-1-0	173		50	194	.36197 195	8	7				
<hr/>															
TOTALS		RPI 1-25	RPI 26-50		W-L RECORDS		RPI 51-100		RPI 101-150		RPI 150+				
2-13-0	0-1-0	0-1-0		OVERALL		0-6-0		1-3-0		1-2-0					
1-3-0	0-0-0	0-0-0		HOME		0-2-0		0-1-0		1-0-0					
1-10-0	0-1-0	0-1-0		AWAY		0-4-0		1-2-0		0-2-0					
0-0-0	0-0-0	0-0-0		NEUTRAL		0-0-0		0-0-0		0-0-0					
<hr/>															
1-6-0	0-1-0	0-0-0		NON-CONFERENCE		0-3-0		1-1-0		0-1-0					
0-1-0	0-0-0	0-0-0		HOME		0-1-0		0-0-0		0-0-0					
1-5-0	0-1-0	0-0-		AWAY		0-2-0		1-1-0		0-1-0					
0-0-0	0-0-0	0-0-0		NEUTRAL		0-0-0		0-0-0		0-0-0					
<hr/>															
1-7-0	0-0-0	0-1-0		CONFERENCE		0-3-0		0-2-0		1-1-0					
1-2-0	0-0-0	0-0-0		HOME		0-1-0		0-1-0		1-0-0					
0-5-0	0-0-0	0-1-0		AWAY		0-2-0		0-1-0		0-1-0					
0-0-0	0-0-0	0-0-0		NEUTRAL		0-0-0		0-0-0		0-0-0					
<hr/>															
RPI S	Opponent	Score		RPI S	Opponent	Score		RPI S	Opponent	Score					
17 A	UC Irvine	0 3		45 A	San Diego	1 2		59 A	Loyola Marymount	0 4					
								62 A	St. Mary's (CA)	0 1					
								66 H	Cal St. Fullerton	0 4					
								83 A	San Diego St.	0 2					
								93 A	UC Riverside	1 5					
								94 H	Santa Clara	1 4					
								116 A	Cal Poly	2 1					
								142 A	Gonzaga	0 1					
								142 H	Gonzaga	3 4					
								147 A	San Jose St.	0 4					
								160 A	Portland	2 5					
								160 H	Portland	2 1					
								166 A	Grand Canyon	2 3					
<hr/>															
LAST 10 GAMES															
142 A Gonzaga				0 1				66 H Cal St. Fullerton				0 4			
160 H Portland				2 1				62 A St. Mary's (CA)				0 1			
94 H Santa Clara				1 4				160 A Portland				2 5			
45 A San Diego				1 2				142 H Gonzaga				3 4			
59 A Loyola Marymount				0 4				116 A Cal Poly				2 1			

Non-Div. I Games: UC Santa Cruz 4 0

Pacific

Howard

Average RPI Win: 168		WON-LOST	WINNING	LAST 10	STRENGTH OF		OPP. STRENGTH	TEAM	ADJ		CONF.	ADJ CONF.			
Average RPI Loss: 129		RECORD	PCT. RANK	GAMES	SCHEDULE		OF SCHEDULE	RPI	RPI		RPI	RPI			
DIV. I ONLY		2-15-2	.15789	196	2-7-1		163	200	199		.32135	201	24	24	
DIV. I NON-CONF.		1-12-1	.10714	200	1-4-0		141	186	192		.35141	198	24	24	
<hr/>															
TOTALS		RPI 1-25		RPI 26-50		W-L RECORDS		RPI 51-100		RPI 101-150		RPI 150+			
2-15-2		0-0-0		0-2-0		OVERALL		0-1-0		0-5-0		2-7-2			
0-3-1		0-0-0		0-0-0		HOME		0-0-0		0-0-0		0-3-1			
2-9-1		0-0-0		0-1-0		AWAY		0-1-0		0-3-0		2-4-1			
0-3-0		0-0-0		0-1-0		NEUTRAL		0-0-0		0-2-0		0-0-0			
<hr/>															
1-12-1		0-0-0		0-2-0		NON-CONFERENCE		0-1-0		0-5-0		1-4-1			
0-2-0		0-0-0		0-0-0		HOME		0-0-0		0-0-0		0-2-0			
1-7-1		0-0-0		0-0-		AWAY		0-1-0		0-3-0		1-2-1			
0-3-0		0-0-0		0-1-0		NEUTRAL		0-0-0		0-2-0		0-0-0			
<hr/>															
1-3-1		0-0-0		0-0-0		CONFERENCE		0-0-0		0-0-0		1-3-1			
0-1-1		0-0-0		0-0-0		HOME		0-0-0		0-0-0		0-1-1			
1-2-0		0-0-0		0-0-0		AWAY		0-0-0		0-0-0		1-2-0			
0-0-0		0-0-0		0-0-0		NEUTRAL		0-0-0		0-0-0		0-0-0			
<hr/>															
RPI	S	Opponent	Score	RPI	S	Opponent	Score	RPI	S	Opponent	Score	RPI	S	Opponent	Score
				32	A	Wake Forest	0 4	56	A	UNLV	0 4	106	A	Bucknell	0 4
				34	N	George Mason	0 7					113	A	Liberty	0 4
												131	A	Loyola Maryland	0 1
												137	N	Bakersfield	0 5
												139	N	George Washington	1 4
												152	A	Saint Joseph's	0 1
												154	A	St. Francis Brooklyn	0 3
												164	A	Pittsburgh	1 0
												167	H	Georgia St.	0 4
												172	A	Ga. Southern	2 1
												173	H	LIU Brooklyn	1 4
												174	A	NJIT	0 5
												179	H	Robert Morris	1 2
												180	H	Appalachian St.	2 2
												184	A	Hartwick	0 5
												203	A	VMI	2 2
<hr/>															
LAST 10 GAMES															
				184	A	Hartwick	0 5	164	A	Pittsburgh	1 0				
				167	H	Georgia St.	0 4	180	H	Appalachian St.	2 2				
				174	A	NJIT	0 5	179	H	Robert Morris	1 2				
				32	A	Wake Forest	0 4	173	H	LIU Brooklyn	1 4				
				172	A	Ga. Southern	2 1	113	A	Liberty	0 4				

Non-Div. I Games:

Howard

Average RPI Win: 169		WON-LOST RECORD		WINNING PCT. RANK		LAST 10 GAMES		STRENGTH OF SCHEDULE		OPP. STRENGTH OF SCHEDULE		TEAM RPI		ADJ RPI		CONF. RPI		ADJ CONF. RPI	
DIV. I ONLY		1-13-1		.1 201		1-8-1		162		195		202		.31912 202		21		21	
DIV. I NON-CONF.		0-9-0		0 205		0-4-0		171		200		202		.3101 203		20		20	
TOTALS		RPI 1-25		RPI 26-50		W-L RECORDS		RPI 51-100		RPI 101-150		RPI 150+							
1-13-1		0-0-0		0-0-0		OVERALL		0-3-0		0-6-1		1-4-0							
1-4-1		0-0-0		0-0-0		HOME		0-1-0		0-2-1		1-1-0							
0-9-0		0-0-0		0-0-0		AWAY		0-2-0		0-4-0		0-3-0							
0-0-0		0-0-0		0-0-0		NEUTRAL		0-0-0		0-0-0		0-0-0							
0-9-0		0-0-0		0-0-0		NON-CONFERENCE		0-3-0		0-2-0		0-4-0							
0-3-0		0-0-0		0-0-0		HOME		0-1-0		0-1-0		0-1-0							
0-6-0		0-0-0		0-0-		AWAY		0-2-0		0-1-0		0-3-0							
0-0-0		0-0-0		0-0-0		NEUTRAL		0-0-0		0-0-0		0-0-0							
1-4-1		0-0-0		0-0-0		CONFERENCE		0-0-0		0-4-1		1-0-0							
1-1-1		0-0-0		0-0-0		HOME		0-0-0		0-1-1		1-0-0							
0-3-0		0-0-0		0-0-0		AWAY		0-0-0		0-3-0		0-0-0							
0-0-0		0-0-0		0-0-0		NEUTRAL		0-0-0		0-0-0		0-0-0							
RPI	S	Opponent		Score		RPI	S	Opponent		Score		RPI	S	Opponent		Score			
						</													

Non-Div. I Games: St. Francis (IL) 2 0 Culver-Stockton 5 1

Eastern Ill.

VMI

Average RPI Win: 195		WON-LOST RECORD		WINNING PCT. RANK		LAST 10 GAMES		STRENGTH OF SCHEDULE		OPP. STRENGTH OF SCHEDULE		TEAM RPI		ADJ RPI		CONF. RPI		ADJ CONF. RPI	
DIV. I ONLY		1-17-1		.07895 202		0-10-0		173		190		203		.31656 203		16		16	
DIV. I NON-CONF.		1-6-1		.1875 187		0-0-0		198		195		205		.29062 205		19		19	
TOTALS		RPI 1-25		RPI 26-50		W-L RECORDS		RPI 51-100		RPI 101-150		RPI 150+							
1-17-1		0-0-0		0-1-0		OVERALL		0-6-0		0-5-0		1-5-1							
0-8-1		0-0-0		0-0-0		HOME		0-2-0		0-3-0		0-3-1							
1-9-0		0-0-0		0-1-0		AWAY		0-4-0		0-2-0		1-2-0							
0-0-0		0-0-0		0-0-0		NEUTRAL		0-0-0		0-0-0		0-0-0							
1-6-1		0-0-0		0-1-0		NON-CONFERENCE		0-1-0		0-1-0		1-3-1							
0-4-1		0-0-0		0-0-0		HOME		0-0-0		0-1-0		0-3-1							
1-2-0		0-0-0		0-0-		AWAY		0-1-0		0-0-0		1-0-0							
0-0-0		0-0-0		0-0-0		NEUTRAL		0-0-0		0-0-0		0-0-0							
0-11-0		0-0-0		0-0-0		CONFERENCE		0-5-0		0-4-0		0-2-0							
0-4-0		0-0-0		0-0-0		HOME		0-2-0		0-2-0		0-0-0							
0-7-0		0-0-0		0-0-0		AWAY		0-3-0		0-2-0		0-2-0							
0-0-0		0-0-0		0-0-0		NEUTRAL		0-0-0		0-0-0		0-0-0							
RPI	S	Opponent		Score	RPI	S	Opponent		Score	RPI	S	Opponent		Score					
					32	A	Wake Forest		0 7	60	A	Furman		1 3					
										105	A	Wofford		1 7					
										60	A	Furman		0 1					
										105	H	Wofford		0 3					
										60	H	Furman		0 1					
										113	H	Liberty		0 5					
										140	A	East Tenn. St.		0 2					
										80	A	Mercer		0 3					
										140	H	East Tenn. St.		0 4					
										80	H	Mercer		0 1					
										81	A	Virginia Tech		0 5					
										151	A	UNC Greensboro		1 3					
										151	A	UNC Greensboro		0 3					
										179	H	Robert Morris		0 4					
										191	H	Longwood		0 1					
										193	H	USC Upstate		0 2					
										195	A	UNC Asheville		1 0					
										201	H	Howard		2 2					
LAST 10 GAMES																			
					60	A	Furman		0 1	60	A	Furman		1 3					
					151	A	UNC Greensboro		1 3	151	A	UNC Greensboro		0 3					
					105	H	Wofford		0 3	105	A	Wofford		1 7					
					80	A	Mercer		0 3	140	A	East Tenn. St.		0 2					
					140	H	East Tenn. St.		0 4	60	H	Furman		0 1					

Non-Div. I Games:

VMI

Average RPI Win:	105	WON-LOST RECORD	WINNING PCT. RANK	LAST 10 GAMES	STRENGTH OF SCHEDULE	OPP. STRENGTH OF SCHEDULE	TEAM RPI	ADJ RPI	CONF. RPI	ADJ CONF. RPI	
DIV. I ONLY		1-14-0	.06667 203	0-10-0	179	203	204	.2963 204	20	20	
DIV. I NON-CONF.		1-5-0	.16667 190	0-1-0	175	205	204	.30987 204	16	18	
<hr/>											
TOTALS	RPI 1-25	RPI 26-50		W-L RECORDS	RPI 51-100		RPI 101-150		RPI 150+		
1-14-0	0-0-0	0-3-0		OVERALL	0-0-0		1-2-0		0-9-0		
1-6-0	0-0-0	0-1-0		HOME	0-0-0		1-2-0		0-3-0		
0-8-0	0-0-0	0-2-0		AWAY	0-0-0		0-0-0		0-6-0		
0-0-0	0-0-0	0-0-0		NEUTRAL	0-0-0		0-0-0		0-0-0		
<hr/>											
1-5-0	0-0-0	0-0-0		NON-CONFERENCE	0-0-0		1-0-0		0-5-0		
1-1-0	0-0-0	0-0-0		HOME	0-0-0		1-0-0		0-1-0		
0-4-0	0-0-0	0-0-		AWAY	0-0-0		0-0-0		0-4-0		
0-0-0	0-0-0	0-0-0		NEUTRAL	0-0-0		0-0-0		0-0-0		
<hr/>											
0-9-0	0-0-0	0-3-0		CONFERENCE	0-0-0		0-2-0		0-4-0		
0-5-0	0-0-0	0-1-0		HOME	0-0-0		0-2-0		0-2-0		
0-4-0	0-0-0	0-2-0		AWAY	0-0-0		0-0-0		0-2-0		
0-0-0	0-0-0	0-0-0		NEUTRAL	0-0-0		0-0-0		0-0-0		
<hr/>											
RPI S	Opponent	Score	RPI S	Opponent	Score	RPI S	Opponent	Score	RPI S	Opponent	Score
			28 A Coastal Caro.	0	2				101 H High Point	0	3
			41 H Winthrop	0	4				105 H Wofford	2	1
			44 A Radford	1	6				113 H Liberty	0	1
									162 A Campbell	1	3
									164 A Pittsburgh	0	3
									167 A Georgia St.	0	1
									172 H Ga. Southern	0	5
									180 A Appalachian St.	0	4
									191 H Longwood	1	4
									193 A USC Upstate	0	2
									195 H UNC Asheville	0	1
									197 A Gardner-Webb	2	5
<hr/>											
			LAST 10 GAMES								
			195 H UNC Asheville	0	1	41 H Winthrop	0	4			
			113 H Liberty	0	1	28 A Coastal Caro.	0	2			
			197 A Gardner-Webb	2	5	101 H High Point	0	3			
			162 A Campbell	1	3	44 A Radford	1	6			
			191 H Longwood	1	4	172 H Ga. Southern	0	5			

Non-Div. I Games:

Presbyterian

Average RPI Win:	0	WON-LOST	WINNING	LAST 10	STRENGTH OF	OPP. STRENGTH	TEAM	ADJ	CONF.	ADJ CONF.									
Average RPI Loss:	132	RECORD	PCT. RANK	GAMES	SCHEDULE	OF SCHEDULE	RPI	RPI	RPI	RPI									
DIV. I ONLY		0-16-2	.05556	205	0-9-1	168	199	205	.28958	205	23	23							
DIV. I NON-CONF.		0-10-1	.04545	204	0-3-0	147	183	201	.32832	200	22	22							
<hr/>																			
TOTALS	RPI 1-25	RPI 26-50		W-L RECORDS		RPI 51-100		RPI 101-150		RPI 150+									
0-16-2	0-0-0	0-0-0		OVERALL		0-5-0		0-4-1		0-7-1									
0-7-1	0-0-0	0-0-0		HOME		0-1-0		0-3-1		0-3-0									
0-9-1	0-0-0	0-0-0		AWAY		0-4-0		0-1-0		0-4-1									
0-0-0	0-0-0	0-0-0		NEUTRAL		0-0-0		0-0-0		0-0-0									
<hr/>																			
0-10-1	0-0-0	0-0-0		NON-CONFERENCE		0-4-0		0-4-0		0-2-1									
0-4-0	0-0-0	0-0-0		HOME		0-0-0		0-3-0		0-1-0									
0-6-1	0-0-0	0-0-		AWAY		0-4-0		0-1-0		0-1-1									
0-0-0	0-0-0	0-0-0		NEUTRAL		0-0-0		0-0-0		0-0-0									
<hr/>																			
0-6-1	0-0-0	0-0-0		CONFERENCE		0-1-0		0-0-1		0-5-0									
0-3-1	0-0-0	0-0-0		HOME		0-1-0		0-0-1		0-2-0									
0-3-0	0-0-0	0-0-0		AWAY		0-0-0		0-0-0		0-3-0									
0-0-0	0-0-0	0-0-0		NEUTRAL		0-0-0		0-0-0		0-0-0									
<hr/>																			
RPI	S	Opponent	Score	RPI	S	Opponent	Score	RPI	S	Opponent	Score								
				63		A	UMBC	1	2	111		H	Bryant	1	1				
				64		A	Delaware	0	2	112		H	Holy Cross	1	4				
				65		A	Rhode Island	1	3	121		H	Columbia	0	1				
				72		H	Saint Francis (PA)	0	2	132		A	UMass Lowell	0	2				
				98		A	Siena	1	5	149		H	Marist	0	1				
									154		H	St. Francis Brooklyn	1	2					
									173		A	LIU Brooklyn	1	3					
									174		A	NJIT	0	1					
									179		H	Robert Morris	1	3					
									181		A	Central Conn. St.	0	1					
									189		H	Stony Brook	2	4					
									190		A	Fairleigh Dickinson	0	1					
									199		A	Yale	1	1					
				<hr/>															
								LAST 10 GAMES											
189				H	Stony Brook	2	4	72				H	Saint Francis (PA)	0	2				
190				A	Fairleigh Dickinson	0	1	111				H	Bryant	1	1				
121				H	Columbia	0	1	181				A	Central Conn. St.	0	1				
173				A	LIU Brooklyn	1	3	154				H	St. Francis Brooklyn	1	2				
179				H	Robert Morris	1	3	174				A	NJIT	0	1				

Non-Div. I Games:

Sacred Heart