

Average RPI Win:	51	WON-LOST RECORD	WINNING PCT. RANK	LAST 10 GAMES	STRENGTH OF SCHEDULE	OPP. STRENGTH OF SCHEDULE	TEAM RPI	ADJ RPI	CONF. RPI	ADJ CONF. RPI				
DIV. I ONLY		22- 2	.91667	3	10- 0	1	4	1	.75773	1	2	1		
DIV. I NON-CONF.		8- 2	.8	47	0- 0	3	11	3	.70822	3	2	2		
<hr/>														
TOTALS	RPI 1-25	RPI 26-50		W-L RECORDS		RPI 51-100		RPI 101-150		RPI 150+				
22- 2	6- 2	10- 0		OVERALL		3- 0		1- 0		2- 0				
11- 0	3- 0	5- 0		HOME		2- 0		0- 0		1- 0				
8- 2	2- 2	4- 0		AWAY		1- 0		1- 0		0- 0				
3- 0	1- 0	1- 0		NEUTRAL		0- 0		0- 0		1- 0				
<hr/>														
8- 2	1- 2	3- 0		NON-CONFERENCE		2- 0		0- 0		2- 0				
4- 0	0- 0	1- 0		HOME		2- 0		0- 0		1- 0				
1- 2	0- 2	1- 0		AWAY		0- 0		0- 0		0- 0				
3- 0	1- 0	1- 0		NEUTRAL		0- 0		0- 0		1- 0				
<hr/>														
14- 0	5- 0	7- 0		CONFERENCE		1- 0		1- 0		0- 0				
7- 0	3- 0	4- 0		HOME		0- 0		0- 0		0- 0				
7- 0	2- 0	3- 0		AWAY		1- 0		1- 0		0- 0				
0- 0	0- 0	0- 0		NEUTRAL		0- 0		0- 0		0- 0				
<hr/>														
RPI	S	Opponent	Score		RPI	S	Opponent	Score		RPI	S	Opponent	Score	
3	A	Penn St.	2	3	32	A	St. Mary's (CA)	3	1	61	H	San Francisco	3	0
5	H	UCLA	3	2	32	N	St. Mary's (CA)	3	0	77	A	Utah	3	1
9	A	Oregon	3	0	35	H	California	3	0	80	H	Pacific	3	0
9	H	Oregon	3	2	39	A	Arizona St.	3	1			Washington St.	3	2
12	H	Southern California	3	0	39	H	Arizona St.	3	1			Albany (NY)	3	0
13	N	Florida	3	1	40	H	Santa Clara	3	0			Loyola Chicago	3	1
14	A	Washington	3	2	43	A	Arizona	3	1					
21	A	Hawaii	1	3	43	H	Arizona	3	0					
					47	A	Oregon St.	3	0					
					47	H	Oregon St.	3	0					
<hr/>														
LAST 10 GAMES														
		9	A	Oregon	3	0	14	A	Washington	3	2			
		47	A	Oregon St.	3	0	5	H	UCLA	3	2			
		39	H	Arizona St.	3	1	12	H	Southern California	3	0			
		43	H	Arizona	3	0	47	H	Oregon St.	3	0			
		120	A	Washington St.	3	2	9	H	Oregon	3	2			

Non-Div. I Games:

Stanford

Average RPI Win: 61		WON-LOST	WINNING	LAST 10	STRENGTH OF		OPP. STRENGTH	TEAM	ADJ	CONF.	ADJ CONF.
Average RPI Loss: 15		RECORD	PCT. RANK	GAMES	SCHEDULE		OF SCHEDULE	RPI	RPI	RPI	RPI
DIV. I ONLY		20-3	.86957	10	3		1	3	.73782	2	3
DIV. I NON-CONF.		8-3	.72727	67	12		1	14	.6732	11	3
TOTALS		RPI 1-25	RPI 26-50	W-L RECORDS	RPI 51-100		RPI 101-150		RPI 150+		
20-3		9-2	3-1	OVERALL	5-0		0-0		3-0		
12-2		5-1	2-1	HOME	3-0		0-0		2-0		
7-1		3-1	1-0	AWAY	2-0		0-0		1-0		
1-0		1-0	0-0	NEUTRAL	0-0		0-0		0-0		
8-3		4-2	0-1	NON-CONFERENCE	2-0		0-0		2-0		
6-2		2-1	0-1	HOME	2-0		0-0		2-0		
1-1		1-1	0-0	AWAY	0-0		0-0		0-0		
1-0		1-0	0-0	NEUTRAL	0-0		0-0		0-0		
12-0		5-0	3-0	CONFERENCE	3-0		0-0		1-0		
6-0		3-0	2-0	HOME	1-0		0-0		0-0		
6-0		2-0	1-0	AWAY	2-0		0-0		1-0		
0-0		0-0	0-0	NEUTRAL	0-0		0-0		0-0		
RPI S	Opponent	Score		RPI S	Opponent	Score		RPI S	Opponent	Score	
3 A	Penn St.	0	3	28 H	Iowa St.	3	2	67 A	TCU	3	0
6 H	Minnesota	3	1	37 H	Illinois	2	3	67 H	TCU	3	0
6 H	Minnesota	1	3	49 A	Baylor	3	0	70 H	LSU	3	0
7 A	Louisville	3	2	49 H	Baylor	3	1	85 H	Cincinnati	3	0
10 H	Kansas	3	0					98 A	Texas Tech	3	0
11 A	Kansas St.	3	0								
11 H	Kansas St.	3	0								
13 N	Florida	3	0								
22 H	San Diego	3	0								
25 A	Oklahoma	3	0								
25 H	Oklahoma	3	0								
				LAST 10 GAMES							
				11 H	Kansas St.	3	0	10 H	Kansas	3	0
				67 A	TCU	3	0	7 A	Louisville	3	2
				25 A	Oklahoma	3	0	11 A	Kansas St.	3	0
				49 H	Baylor	3	1	67 H	TCU	3	0
				28 H	Iowa St.	3	2	98 A	Texas Tech	3	0

Non-Div. I Games:

Texas

Average RPI Win:	72	WON-LOST	WINNING	LAST 10	STRENGTH OF	OPP. STRENGTH	TEAM	ADJ	CONF.	ADJ CONF.	
Average RPI Loss:	26	RECORD	PCT. RANK	GAMES	SCHEDULE	OF SCHEDULE	RPI	RPI	RPI	RPI	
DIV. I ONLY	23- 2	.92	1	9- 1	9	7	2	.73523	3	1	2
DIV. I NON-CONF.	10- 1	.90909	17	0- 0	10	23	4	.70714	4	1	1
<hr/>											
TOTALS	RPI 1-25	RPI 26-50		W-L RECORDS		RPI 51-100		RPI 101-150		RPI 150+	
23- 2	8- 1	4- 1		OVERALL		3- 0		4- 0		4- 0	
11- 0	5- 0	0- 0		HOME		1- 0		3- 0		1- 0	
8- 1	3- 1	3- 0		AWAY		1- 0		1- 0		0- 0	
4- 1	0- 0	1- 1		NEUTRAL		1- 0		0- 0		2- 0	
10- 1	3- 0	1- 1		NON-CONFERENCE		1- 0		1- 0		4- 0	
5- 0	2- 0	0- 0		HOME		0- 0		1- 0		2- 0	
1- 0	1- 0	0- 0		AWAY		0- 0		0- 0		0- 0	
4- 1	0- 0	1- 1		NEUTRAL		1- 0		0- 0		2- 0	
13- 1	5- 1	3- 0		CONFERENCE		2- 0		3- 0		0- 0	
6- 0	3- 0	0- 0		HOME		1- 0		2- 0		0- 0	
7- 1	2- 1	3- 0		AWAY		1- 0		1- 0		0- 0	
0- 0	0- 0	0- 0		NEUTRAL		0- 0		0- 0		0- 0	
RPI	S	Opponent	Score	RPI	S	Opponent	Score	RPI	S	Opponent	Score
1	H	Stanford	3 2	28	A	Michigan	3 2	58	A	Wisconsin	3 0
2	H	Texas	3 0	30	N	Western Ky.	3 0	58	H	Wisconsin	3 0
4	A	Nebraska	2 3	37	A	Illinois	3 2	83	N	Morehead St.	3 0
4	H	Nebraska	3 1	47	N	Oregon St.	2 3				
6	A	Minnesota	3 0	48	A	Northwestern	3 0				
6	H	Minnesota	3 1								
7	A	Louisville	3 0								
19	H	Purdue	3 0								
23	A	Ohio St.	3 0								

Non-Div. I Games:

Penn St.

## Nebraska

Through Games Of Sunday, Nov. 4, 2012

Average RPI Win: 63		WON-LOST	WINNING	LAST 10	STRENGTH OF		OPP. STRENGTH	TEAM	ADJ	CONF.	ADJ CONF.
Average RPI Loss: 25		RECORD	PCT. RANK	GAMES	SCHEDULE		OF SCHEDULE	RPI	RPI	RPI	RPI
DIV. I ONLY		18-5	.78261	31	7-3		4	3	4	.71046	4
DIV. I NON-CONF.		8-1	.88889	23	0-0		22	10	7	.69821	6
TOTALS		RPI 1-25	RPI 26-50		W-L RECORDS		RPI 51-100		RPI 101-150		RPI 150+
18-5		7-2	4-3		OVERALL		1-0		4-0		2-0
11-1		5-1	3-0		HOME		1-0		1-0		1-0
6-4		2-1	1-3		AWAY		0-0		3-0		0-0
1-0		0-0	0-0		NEUTRAL		0-0		0-0		1-0
8-1		3-0	1-1		NON-CONFERENCE		0-0		2-0		2-0
6-0		3-0	1-0		HOME		0-0		1-0		1-0
1-1		0-0	0-1		AWAY		0-0		1-0		0-0
1-0		0-0	0-0		NEUTRAL		0-0		0-0		1-0
10-4		4-2	3-2		CONFERENCE		1-0		2-0		0-0
5-1		2-1	2-0		HOME		1-0		0-0		0-0
5-3		2-1	1-2		AWAY		0-0		2-0		0-0
0-0		0-0	0-0		NEUTRAL		0-0		0-0		0-0
RPI S	Opponent	Score	RPI S	Opponent	Score	RPI S	Opponent	Score	RPI S	Opponent	Score
3 A	Penn St.	1 3	28 A	Michigan	2 3	58 H	Wisconsin	3 0	106 A	Indiana	3 2
3 H	Penn St.	3 2	28 A	Iowa St.	1 3				111 H	Duquesne	3 0
5 H	UCLA	3 2	28 H	Michigan	3 1				116 A	Iowa	3 0
6 H	Minnesota	3 1	34 H	Notre Dame	3 0				139 A	UC Irvine	3 0
17 H	Kentucky	3 1	37 A	Illinois	3 0				172 H	Saint Louis	3 0
19 A	Purdue	3 0	41 A	Michigan St.	2 3				196 N	Colgate	3 0
23 A	Ohio St.	3 1	41 H	Michigan St.	3 0						
23 H	Ohio St.	1 3									
25 H	Oklahoma	3 0									
LAST 10 GAMES											
	41 A Michigan St.	2 3		116 A Iowa	3 0						
	28 A Michigan	2 3		6 H Minnesota	3 1						
	3 H Penn St.	3 2		58 H Wisconsin	3 0						
	23 H Ohio St.	1 3		106 A Indiana	3 2						
	37 A Illinois	3 0		19 A Purdue	3 0						

Non-Div. I Games:

Nebraska

Average RPI Win: 62		WON-LOST	WINNING	LAST 10	STRENGTH OF		OPP. STRENGTH	TEAM	ADJ	CONF.	ADJ CONF.
Average RPI Loss: 15		RECORD	PCT. RANK	GAMES	SCHEDULE		OF SCHEDULE	RPI	RPI	RPI	RPI
DIV. I ONLY		18-5	.78261	31	5		8	5	.70085	5	2
DIV. I NON-CONF.		8-1	.88889	23	1		20	1	.73909	1	2
TOTALS		RPI 1-25	RPI 26-50		W-L RECORDS		RPI 51-100		RPI 101-150		RPI 150+
18-5	2-4	9-1		OVERALL		4-0		3-0		0-0	
8-0	1-0	4-0		HOME		2-0		1-0		0-0	
6-5	1-4	3-1		AWAY		1-0		1-0		0-0	
4-0	0-0	2-0		NEUTRAL		1-0		1-0		0-0	
8-1	1-1	4-0		NON-CONFERENCE		2-0		1-0		0-0	
1-0	0-0	1-0		HOME		0-0		0-0		0-0	
3-1	1-1	1-0		AWAY		1-0		0-0		0-0	
4-0	0-0	2-0		NEUTRAL		1-0		1-0		0-0	
10-4	1-3	5-1		CONFERENCE		2-0		2-0		0-0	
7-0	1-0	3-0		HOME		2-0		1-0		0-0	
3-4	0-3	2-1		AWAY		0-0		1-0		0-0	
0-0	0-0	0-0		NEUTRAL		0-0		0-0		0-0	
RPI S	Opponent	Score		RPI S	Opponent	Score		RPI S	Opponent	Score	
1 A	Stanford	2	3	31 H	Pepperdine	3	0	77 H	Utah	3	0
4 A	Nebraska	2	3	34 N	Notre Dame	3	1	84 H	Colorado	3	0
12 A	Southern California	1	3	35 A	California	3	0	92 A	UC Santa Barbara	3	1
14 A	Washington	2	3	38 A	Colorado St.	3	2	97 N	Northeastern	3	0
14 H	Washington	3	1	39 A	Arizona St.	3	1				
21 A	Hawaii	3	1	39 H	Arizona St.	3	0				
				43 A	Arizona	0	3				
				43 H	Arizona	3	0				
				45 N	San Diego St.	3	0				
				47 H	Oregon St.	3	0				
				LAST 10 GAMES							
				39 A	Arizona St.	3	1	77 H	Utah	3	0
				43 A	Arizona	0	3	35 A	California	3	0
				14 H	Washington	3	1	1 A	Stanford	2	3
				120 H	Washington St.	3	0	43 H	Arizona	3	0
				84 H	Colorado	3	0	39 H	Arizona St.	3	0

Non-Div. I Games:

UCLA

Minnesota				Through Games Of Sunday, Nov. 4, 2012											
Average RPI Win: 88				WON-LOST RECORD				WINNING PCT. RANK				LAST 10 GAMES			
Average RPI Loss: 5															
DIV. I ONLY				20-5				.8				8-2			
DIV. I NON-CONF.				9-2				.81818				0-0			
TOTALS				RPI 1-25				RPI 26-50				W-L RECORDS			
20-5				4-5				7-0				OVERALL			
11-1				2-1				4-0				HOME			
7-3				2-3				2-0				AWAY			
2-1				0-1				1-0				NEUTRAL			
9-2				1-2				1-0				NON-CONFERENCE			
4-0				0-0				0-0				HOME			
3-1				1-1				0-0				AWAY			
2-1				0-1				1-0				NEUTRAL			
11-3				3-3				6-0				CONFERENCE			
7-1				2-1				4-0				HOME			
4-2				1-2				2-0				AWAY			
0-0				0-0				0-0				NEUTRAL			
RPI	S	Opponent	Score	RPI	S	Opponent	Score	RPI	S	Opponent	Score	RPI	S	Opponent	Score
2	A	Texas	3 1	27	N	Dayton	3 0	58	H	Wisconsin	3 0	116	A	Iowa	3 1
2	A	Texas	1 3	28	H	Michigan	3 1	63	A	Tulsa	3 0	145	H	LIU Brooklyn	3 0
3	A	Penn St.	1 3	37	A	Illinois	3 0					152	H	Albany (NY)	3 0
3	H	Penn St.	0 3	37	H	Illinois	3 0					167	H	North Dakota St.	3 0
4	A	Nebraska	1 3	41	H	Michigan St.	3 2					210	A	James Madison	3 1
11	N	Kansas St.	2 3	48	A	Northwestern	3 1					239	H	Miami (OH)	3 0
19	H	Purdue	3 1	48	H	Northwestern	3 0					279	N	Appalachian St.	3 0
23	A	Ohio St.	3 2												
23	H	Ohio St.	3 0												
				LAST 10 GAMES											
				23	A	Ohio St.	3 2	58	H	Wisconsin	3 0				
				3	A	Penn St.	1 3	4	A	Nebraska	1 3				
				37	H	Illinois	3 0	116	A	Iowa	3 1				
				48	H	Northwestern	3 0	41	H	Michigan St.	3 2				
				19	H	Purdue	3 1	28	H	Michigan	3 1				

Non-Div. I Games:

Minnesota

Average RPI Win:		108	WON-LOST RECORD		WINNING PCT. RANK		LAST 10 GAMES		STRENGTH OF SCHEDULE		OPP. STRENGTH OF SCHEDULE		TEAM RPI		ADJ RPI		CONF. RPI		ADJ CONF. RPI				
DIV. I ONLY			23- 3		.88462 6		9- 1		15		50		7		.69217 7		8		8				
DIV. I NON-CONF.			11- 2		.84615 30		0- 1		2		9		2		.72691 2		9		9				
TOTALS		RPI 1-25		RPI 26-50		W-L RECORDS		RPI 51-100		RPI 101-150		RPI 150+											
23- 3		3- 2		3- 1		OVERALL		4- 0		7- 0		6- 0											
14- 3		2- 2		1- 1		HOME		3- 0		3- 0		5- 0											
7- 0		0- 0		1- 0		AWAY		1- 0		4- 0		1- 0											
2- 0		1- 0		1- 0		NEUTRAL		0- 0		0- 0		0- 0											
11- 2		3- 2		2- 0		NON-CONFERENCE		3- 0		1- 0		2- 0											
9- 2		2- 2		1- 0		HOME		3- 0		1- 0		2- 0											
0- 0		0- 0		0- 0		AWAY		0- 0		0- 0		0- 0											
2- 0		1- 0		1- 0		NEUTRAL		0- 0		0- 0		0- 0											
12- 1		0- 0		1- 1		CONFERENCE		1- 0		6- 0		4- 0											
5- 1		0- 0		0- 1		HOME		0- 0		2- 0		3- 0											
7- 0		0- 0		1- 0		AWAY		1- 0		4- 0		1- 0											
0- 0		0- 0		0- 0		NEUTRAL		0- 0		0- 0		0- 0											
RPI	S	Opponent		Score		RPI	S	Opponent		Score		RPI	S	Opponent		Score							
2	H	Texas		2	3	30	H	Western Ky.		3	1	66	H	Duke		3	0	105	H	Seton Hall	3	0	
3	H	Penn St.		0	3	34	H	Notre Dame		2	3	75	H	UNLV		3	1	109	H	Samford	3	1	
17	H	Kentucky		3	1	36	A	Marquette		3	1	83	H	Morehead St.		3	1	112	A	St. John's (NY)	3	2	
18	H	Miami (FL)		3	1	37	N	Illinois		3	2	85	A	Cincinnati		3	0	113	H	Rutgers	3	0	
19	N	Purdue		3	0													117	A	Connecticut	3	1	
																		127	A	South Fla.	3	1	
																		132	A	Pittsburgh	3	0	
																		170	H	Middle Tenn.	3	0	
																		191	H	Marshall	3	0	
																		195	H	Villanova	3	0	
																		206	A	Syracuse	3	0	
																		217	H	Georgetown	3	0	
																		226	H	DePaul	3	0	
						LAST 10 GAMES																	
						217 H Georgetown						3	0	117 A Connecticut						3	1		
						195 H Villanova						3	0	112 A St. John's (NY)						3	2		
						85 A Cincinnati						3	0	2 H Texas						2	3		
						36 A Marquette						3	1	113 H Rutgers						3	0		
						206 A Syracuse						3	0	105 H Seton Hall						3	0		

Non-Div. I Games:

Louisville

Average RPI Win:	84	WON-LOST RECORD	WINNING PCT. RANK	LAST 10 GAMES	STRENGTH OF SCHEDULE	OPP. STRENGTH OF SCHEDULE	TEAM RPI	ADJ RPI	CONF. RPI	ADJ CONF. RPI	
DIV. I ONLY	22- 3	.88	8	9- 1	30	20	8	.68884	8	6	
DIV. I NON-CONF.	9- 1	.9	20	1- 0	49	14	10	.68188	9	6	
<hr/>											
TOTALS	RPI 1-25	RPI 26-50		W-L RECORDS	RPI 51-100		RPI 101-150		RPI 150+		
22- 3	4- 2	5- 1		OVERALL	6- 0		4- 0		3- 0		
9- 0	2- 0	2- 0		HOME	2- 0		2- 0		1- 0		
10- 2	1- 2	2- 0		AWAY	3- 0		2- 0		2- 0		
3- 1	1- 0	1- 1		NEUTRAL	1- 0		0- 0		0- 0		
9- 1	3- 0	1- 1		NON-CONFERENCE	2- 0		0- 0		3- 0		
3- 0	1- 0	0- 0		HOME	1- 0		0- 0		1- 0		
3- 0	1- 0	0- 0		AWAY	0- 0		0- 0		2- 0		
3- 1	1- 0	1- 1		NEUTRAL	1- 0		0- 0		0- 0		
13- 2	1- 2	4- 0		CONFERENCE	4- 0		4- 0		0- 0		
6- 0	1- 0	2- 0		HOME	1- 0		2- 0		0- 0		
7- 2	0- 2	2- 0		AWAY	3- 0		2- 0		0- 0		
0- 0	0- 0	0- 0		NEUTRAL	0- 0		0- 0		0- 0		
RPI S	Opponent	Score	RPI S	Opponent	Score	RPI S	Opponent	Score	RPI S	Opponent	Score
13 H	Florida	3 0	28 N	Iowa St.	3 2	53 H	Georgia	3 1	128 A	Boston College	3 0
16 A	North Carolina	1 3	31 N	Pepperdine	0 3	54 A	Clemson	3 0	133 A	Virginia	3 1
16 H	North Carolina	3 0	44 A	North Carolina St.	3 0	66 H	Duke	3 1	133 H	Virginia	3 0
18 A	Miami (FL)	1 3	44 H	North Carolina St.	3 0	79 A	Georgia Tech	3 2	141 H	Wake Forest	3 1
20 A	Tennessee	3 0	50 A	Virginia Tech	3 2	82 A	Maryland	3 1	192 H	FIU	3 0
23 N	Ohio St.	3 1	50 H	Virginia Tech	3 0	85 N	Cincinnati	3 0	199 A	Houston	3 0
									225 A	Florida A&M	3 0
<hr/>											
			LAST 10 GAMES								
			16 A North Carolina			54 A Clemson			3 0		
			44 A North Carolina St.			79 A Georgia Tech			3 2		
			50 H Virginia Tech			82 A Maryland			3 1		
			133 H Virginia			128 A Boston College			3 0		
			13 H Florida			44 H North Carolina St.			3 0		



Average RPI Win:	81	WON-LOST RECORD	WINNING PCT. RANK	LAST 10 GAMES	STRENGTH OF SCHEDULE	OPP. STRENGTH OF SCHEDULE	TEAM RPI	ADJ RPI	CONF. RPI	ADJ CONF. RPI					
DIV. I ONLY		20- 3	.86957	10	7- 3	40	6	11	.68491	9	2	1			
DIV. I NON-CONF.		9- 0	1	1	0- 0	109	22	13	.66831	12	2	2			
<hr/>															
TOTALS	RPI 1-25	RPI 26-50		W-L RECORDS		RPI 51-100		RPI 101-150		RPI 150+					
20- 3	4- 2	5- 1		OVERALL		7- 0		1- 0		3- 0					
7- 2	1- 1	2- 1		HOME		3- 0		1- 0		0- 0					
9- 1	2- 1	3- 0		AWAY		4- 0		0- 0		0- 0					
4- 0	1- 0	0- 0		NEUTRAL		0- 0		0- 0		3- 0					
9- 0	2- 0	1- 0		NON-CONFERENCE		3- 0		0- 0		3- 0					
2- 0	0- 0	1- 0		HOME		1- 0		0- 0		0- 0					
3- 0	1- 0	0- 0		AWAY		2- 0		0- 0		0- 0					
4- 0	1- 0	0- 0		NEUTRAL		0- 0		0- 0		3- 0					
11- 3	2- 2	4- 1		CONFERENCE		4- 0		1- 0		0- 0					
5- 2	1- 1	1- 1		HOME		2- 0		1- 0		0- 0					
6- 1	1- 1	3- 0		AWAY		2- 0		0- 0		0- 0					
0- 0	0- 0	0- 0		NEUTRAL		0- 0		0- 0		0- 0					
RPI	S	Opponent	Score	RPI	S	Opponent	Score	RPI	S	Opponent	Score				
1	A	Stanford	2 3	32	H	St. Mary's (CA)	3 0	56	A	Ohio	3 1	120	H	Washington St.	3 0
1	H	Stanford	0 3	35	A	California	3 1	77	A	Utah	3 0	199	N	Houston	3 0
12	A	Southern California	3 0	35	H	California	2 3	77	H	Utah	3 0	211	N	Toledo	3 0
14	H	Washington	3 1	39	A	Arizona St.	3 0	81	A	Portland St.	3 0	271	N	Western Caro.	3 0
17	N	Kentucky	3 0	43	A	Arizona	3 0	84	A	Colorado	3 0				
23	A	Ohio St.	3 2	47	H	Oregon St.	3 0	84	H	Colorado	3 0				
								92	H	UC Santa Barbara	3 1				
				LAST 10 GAMES											
		1 H Stanford	0 3	43	A	Arizona	3 0								
		35 H California	2 3	14	H	Washington	3 1								
		77 A Utah	3 0	120	H	Washington St.	3 0								
		84 A Colorado	3 0	1	A	Stanford	2 3								
		39 A Arizona St.	3 0	35	A	California	3 1								

Non-Div. I Games:

Oregon

Average RPI Win:		91	WON-LOST RECORD		20- 5	WINNING PCT. RANK		.85714	24	LAST 10 GAMES		7- 3	STRENGTH OF SCHEDULE		10	OPP. STRENGTH OF SCHEDULE		40	9	TEAM RPI		.68162	10	CONF. RPI		3	ADJ CONF. RPI		3
Average RPI Loss:		28			12- 2				28			0- 0			6			65	8			.68947	8			3			3
DIV. I ONLY																													
DIV. I NON-CONF.																													
TOTALS		RPI 1-25		RPI 26-50		W-L RECORDS		RPI 51-100		RPI 101-150		RPI 150+																	
20- 5		2- 1		4- 4		OVERALL		7- 0		4- 0		3- 0																	
13- 0		1- 0		4- 0		HOME		4- 0		3- 0		1- 0																	
3- 5		1- 1		0- 4		AWAY		1- 0		0- 0		1- 0																	
4- 0		0- 0		0- 0		NEUTRAL		2- 0		1- 0		1- 0																	
12- 2		0- 0		2- 2		NON-CONFERENCE		5- 0		4- 0		1- 0																	
8- 0		0- 0		2- 0		HOME		3- 0		3- 0		0- 0																	
0- 2		0- 0		0- 2		AWAY		0- 0		0- 0		0- 0																	
4- 0		0- 0		0- 0		NEUTRAL		2- 0		1- 0		1- 0																	
8- 3		2- 1		2- 2		CONFERENCE		2- 0		0- 0		2- 0																	
5- 0		1- 0		2- 0		HOME		1- 0		0- 0		1- 0																	
3- 3		1- 1		0- 2		AWAY		1- 0		0- 0		1- 0																	
0- 0		0- 0		0- 0		NEUTRAL		0- 0		0- 0		0- 0																	
RPI	S	Opponent		Score		RPI	S	Opponent		Score		RPI	S	Opponent		Score		RPI	S	Opponent		Score		RPI	S	Opponent		Score	
2	A	Texas		0 3		26	A	Arkansas		1 3		55	N	Loyola Marymount		3 1		107	H	Wyoming		3 0		114	N	Northwestern St.		3 0	
11	H	Kansas St.		3 1		28	A	Iowa St.		1 3		63	H	Tulsa		3 1		118	H	Arkansas St.		3 1		141	H	UMKC		3 0	
25	A	Oklahoma		3 2		28	H	Iowa St.		3 2		67	H	TCU		3 1		118	H	Arkansas St.		3 1		184	A	West Virginia		3 1	
						33	H	Creighton		3 2		68	N	Xavier		3 0		141	H	UMKC		3 0		184	A	West Virginia		3 1	
						34	A	Notre Dame		1 3		71	H	Col. of Charleston		3 0		184	A	West Virginia		3 1		184	H	West Virginia		3 0	
						39	H	Arizona St.		3 1		89	H	Sam Houston St.		3 0		184	H	West Virginia		3 0		268	N	UT Martin		3 0	
						49	A	Baylor		1 3		98	A	Texas Tech		3 0													
						49	H	Baylor		3 2																			
						LAST 10 GAMES																							
						49	A	Baylor		1 3		2	A	Texas		0 3													
						184	H	West Virginia		3 0		25	A	Oklahoma		3 2													
						28	A	Iowa St.		1 3		49	H	Baylor		3 2													
						67	H	TCU		3 1		184	A	West Virginia		3 1													
						11	H	Kansas St.		3 1		28	H	Iowa St.		3 2													

Loss, Non-Conf, S Site, H Home, A Away, N Neutral Page 11

Average RPI Win:	94	WON-LOST	WINNING	LAST 10	STRENGTH OF	OPP. STRENGTH	TEAM	ADJ	CONF.	ADJ CONF.	
Average RPI Loss:	16	RECORD	PCT. RANK	GAMES	SCHEDULE	OF SCHEDULE	RPI	RPI	RPI	RPI	
DIV. I ONLY	22- 4	.84615	15	8- 2	39	19	16	.67458	12	2	1
DIV. I NON-CONF.	12- 0	1	1	0- 0	115	42	18	.65915	18	2	2
<hr/>											
TOTALS	RPI 1-25	RPI 26-50		W-L RECORDS		RPI 51-100		RPI 101-150		RPI 150+	
22- 4	4- 3	6- 1		OVERALL		3- 0		5- 0		4- 0	
13- 1	3- 1	4- 0		HOME		2- 0		2- 0		2- 0	
5- 3	1- 2	2- 1		AWAY		1- 0		1- 0		0- 0	
4- 0	0- 0	0- 0		NEUTRAL		0- 0		2- 0		2- 0	
<hr/>											
12- 0	2- 0	2- 0		NON-CONFERENCE		1- 0		3- 0		4- 0	
6- 0	1- 0	2- 0		HOME		0- 0		1- 0		2- 0	
2- 0	1- 0	0- 0		AWAY		1- 0		0- 0		0- 0	
4- 0	0- 0	0- 0		NEUTRAL		0- 0		2- 0		2- 0	
<hr/>											
10- 4	2- 3	4- 1		CONFERENCE		2- 0		2- 0		0- 0	
7- 1	2- 1	2- 0		HOME		2- 0		1- 0		0- 0	
3- 3	0- 2	2- 1		AWAY		0- 0		1- 0		0- 0	
0- 0	0- 0	0- 0		NEUTRAL		0- 0		0- 0		0- 0	
<hr/>											
RPI S	Opponent	Score	RPI S	Opponent	Score	RPI S	Opponent	Score	RPI S	Opponent	Score
1 A	Stanford	0 3	34 H	Notre Dame	3 0	67 A	TCU	3 0	120 A	Washington St.	3 0
5 H	UCLA	3 1	35 A	California	3 0	77 H	Utah	3 0	120 H	Washington St.	3 0
9 H	Oregon	0 3	39 A	Arizona St.	0 3	84 H	Colorado	3 0	128 H	Boston College	3 1
14 A	Washington	0 3	39 H	Arizona St.	3 1				136 N	North Dakota	3 0
14 H	Washington	3 2	43 A	Arizona	3 1				148 N	Texas St.	3 0
22 H	San Diego	3 2	43 H	Arizona	3 0				182 H	Mississippi St.	3 0
24 A	Texas A&M	3 1	46 H	UNI	3 0				200 H	Cal Poly	3 0
									208 N	Lehigh	3 0
									287 N	Prairie View	3 0
<hr/>											
LAST 10 GAMES											
43 A Arizona 3 1						77 H Utah 3 0					
39 A Arizona St. 0 3						35 A California 3 0					
120 H Washington St. 3 0						1 A Stanford 0 3					
14 H Washington 3 2						39 H Arizona St. 3 1					
84 H Colorado 3 0						43 H Arizona 3 0					

**Non-Div. I Games:**

Southern California

Average RPI Win:	106	WON-LOST	WINNING	LAST 10	STRENGTH OF	OPP. STRENGTH	TEAM	ADJ	CONF.	ADJ CONF.		
Average RPI Loss:	8	RECORD	PCT. RANK	GAMES	SCHEDULE	OF SCHEDULE	RPI	RPI	RPI	RPI		
DIV. I ONLY		19- 4	.82609	20	8- 2	25	30	12	.67181	13	4	5
DIV. I NON-CONF.		6- 3	.66667	90	0- 1	23	47	39	.62044	40	4	4
<hr/>												
TOTALS	RPI 1-25	RPI 26-50		W-L RECORDS		RPI 51-100		RPI 101-150		RPI 150+		
19- 4	3- 4	2- 0		OVERALL		5- 0		3- 0		6- 0		
13- 1	1- 1	1- 0		HOME		4- 0		2- 0		5- 0		
6- 1	2- 1	1- 0		AWAY		1- 0		1- 0		1- 0		
0- 2	0- 2	0- 0		NEUTRAL		0- 0		0- 0		0- 0		
6- 3	0- 3	0- 0		NON-CONFERENCE		1- 0		1- 0		4- 0		
6- 0	0- 0	0- 0		HOME		1- 0		1- 0		4- 0		
0- 1	0- 1	0- 0		AWAY		0- 0		0- 0		0- 0		
0- 2	0- 2	0- 0		NEUTRAL		0- 0		0- 0		0- 0		
13- 1	3- 1	2- 0		CONFERENCE		4- 0		2- 0		2- 0		
7- 1	1- 1	1- 0		HOME		3- 0		1- 0		1- 0		
6- 0	2- 0	1- 0		AWAY		1- 0		1- 0		1- 0		
0- 0	0- 0	0- 0		NEUTRAL		0- 0		0- 0		0- 0		
RPI	S	Opponent	Score	RPI	S	Opponent	Score	RPI	S	Opponent	Score	
1	N	Stanford	1 3	26	A	Arkansas	3 2	51	H	Auburn	3 0	102 H Ole Miss 3 0
2	N	Texas	0 3	26	H	Arkansas	3 0	52	H	Missouri	3 0	115 A Alabama 3 0
8	A	Florida St.	0 3					53	H	Georgia	3 0	123 H FGCU 3 0
17	A	Kentucky	3 0					79	H	Georgia Tech	3 1	182 A Mississippi St. 3 0
17	H	Kentucky	3 2					95	A	South Carolina	3 1	182 H Mississippi St. 3 0
20	H	Tennessee	2 3									192 H FIU 3 0
24	A	Texas A&M	3 2									203 H La.-Lafayette 3 1
												225 H Florida A&M 3 0
												244 H Jacksonville 3 0
<hr/>												
				LAST 10 GAMES								
				20 H Tennessee 2 3		115 A Alabama 3 0						
				53 H Georgia 3 0		51 H Auburn 3 0						
				182 H Mississippi St. 3 0		102 H Ole Miss 3 0						
				8 A Florida St. 0 3		17 H Kentucky 3 2						
				24 A Texas A&M 3 2		26 H Arkansas 3 0						

Non-Div. I Games:

Florida

Average RPI Win:	86	WON-LOST RECORD	WINNING PCT. RANK	LAST 10 GAMES	STRENGTH OF SCHEDULE	OPP. STRENGTH OF SCHEDULE	TEAM RPI	ADJ RPI	CONF. RPI	ADJ CONF. RPI		
DIV. I ONLY		19- 4	.82609	20	6- 4	31	10	13	.6716	14	2	1
DIV. I NON-CONF.		9- 0	1	1	0- 0	136	30	23	.64826	24	2	2
<hr/>												
TOTALS	RPI 1-25	RPI 26-50		W-L RECORDS		RPI 51-100		RPI 101-150		RPI 150+		
19- 4	3- 4	3- 0		OVERALL		7- 0		2- 0		4- 0		
11- 1	2- 1	1- 0		HOME		4- 0		1- 0		3- 0		
6- 3	0- 3	2- 0		AWAY		2- 0		1- 0		1- 0		
2- 0	1- 0	0- 0		NEUTRAL		1- 0		0- 0		0- 0		
9- 0	1- 0	0- 0		NON-CONFERENCE		3- 0		1- 0		4- 0		
5- 0	0- 0	0- 0		HOME		2- 0		0- 0		3- 0		
2- 0	0- 0	0- 0		AWAY		0- 0		1- 0		1- 0		
2- 0	1- 0	0- 0		NEUTRAL		1- 0		0- 0		0- 0		
10- 4	2- 4	3- 0		CONFERENCE		4- 0		1- 0		0- 0		
6- 1	2- 1	1- 0		HOME		2- 0		1- 0		0- 0		
4- 3	0- 3	2- 0		AWAY		2- 0		0- 0		0- 0		
0- 0	0- 0	0- 0		NEUTRAL		0- 0		0- 0		0- 0		
RPI	S	Opponent	Score	RPI	S	Opponent	Score	RPI	S	Opponent	Score	
1	H	Stanford	2 3	35	H	California	3 0	60	H	Long Beach St.	3 0	
5	A	UCLA	1 3	43	A	Arizona	3 1	70	N	LSU	3 0	
5	H	UCLA	3 2	47	A	Oregon St.	3 0	77	A	Utah	3 1	
9	A	Oregon	1 3					77	H	Utah	3 2	
12	A	Southern California	2 3					81	H	Portland St.	3 0	
12	H	Southern California	3 0					84	A	Colorado	3 0	
19	N	Purdue	3 0					84	H	Colorado	3 0	
				LAST 10 GAMES								
				77	H	Utah	3 2	1	H	Stanford	2 3	
				84	H	Colorado	3 0	9	A	Oregon	1 3	
				5	A	UCLA	1 3	47	A	Oregon St.	3 0	
				12	A	Southern California	2 3	84	A	Colorado	3 0	
				35	H	California	3 0	77	A	Utah	3 1	

Non-Div. I Games:

Washington

BYU				Through Games Of Sunday, Nov. 4, 2012															
Average RPI Win: 97		WON-LOST RECORD		WINNING PCT. RANK		LAST 10 GAMES		STRENGTH OF SCHEDULE		OPP. STRENGTH OF SCHEDULE		TEAM RPI		ADJ RPI		CONF. RPI		ADJ CONF. RPI	
DIV. I ONLY		23- 2		.92 1		8- 2		59		36		14		.6701 15		5		4	
DIV. I NON-CONF.		12- 0		1 1		0- 0		46		56		6		.69226 7		5		5	
TOTALS		RPI 1-25		RPI 26-50		W-L RECORDS		RPI 51-100		RPI 101-150		RPI 150+							
23- 2		2- 0		4- 2		OVERALL		7- 0		2- 0		8- 0							
10- 0		1- 0		2- 0		HOME		5- 0		0- 0		2- 0							
7- 2		0- 0		1- 2		AWAY		2- 0		1- 0		3- 0							
6- 0		1- 0		1- 0		NEUTRAL		0- 0		1- 0		3- 0							
12- 0		1- 0		2- 0		NON-CONFERENCE		3- 0		2- 0		4- 0							
3- 0		0- 0		0- 0		HOME		3- 0		0- 0		0- 0							
3- 0		0- 0		1- 0		AWAY		0- 0		1- 0		1- 0							
6- 0		1- 0		1- 0		NEUTRAL		0- 0		1- 0		3- 0							
11- 2		1- 0		2- 2		CONFERENCE		4- 0		0- 0		4- 0							
7- 0		1- 0		2- 0		HOME		2- 0		0- 0		2- 0							
4- 2		0- 0		0- 2		AWAY		2- 0		0- 0		2- 0							
0- 0		0- 0		0- 0		NEUTRAL		0- 0		0- 0		0- 0							
RPI S	Opponent		Score		RPI S	Opponent		Score		RPI S	Opponent		Score		RPI S	Opponent		Score	
20 N	Tennessee		3	1	31 H	Pepperdine		3	0	55 A	Loyola Marymount		3	2	110 A	Rice		3	0
22 H	San Diego		3	1	32 A	St. Mary's (CA)		1	3	55 H	Loyola Marymount		3	0	118 N	Arkansas St.		3	0
					32 H	St. Mary's (CA)		3	0	59 H	Bowling Green		3	0	151 A	Portland		3	0
					38 N	Colorado St.		3	1	61 A	San Francisco		3	1	151 H	Portland		3	0
					40 A	Santa Clara		2	3	61 H	San Francisco		3	1	162 A	George Washington		3	0
					42 A	Wichita St.		3	2	77 H	Utah		3	0	166 A	Gonzaga		3	0
										81 H	Portland St.		3	0	166 H	Gonzaga		3	0
															175 N	Air Force		3	0
															179 N	Princeton		3	0
															230 N	New Hampshire		3	0
				LAST 10 GAMES															
					55 H	Loyola Marymount		3	0	32 H	St. Mary's (CA)		3	0					
					22 H	San Diego		3	1	61 H	San Francisco		3	1					
					151 A	Portland		3	0	151 H	Portland		3	0					
					166 A	Gonzaga		3	0	55 A	Loyola Marymount		3	2					
					40 A	Santa Clara		2	3	32 A	St. Mary's (CA)		1	3					

Non-Div. I Games:

BYU

Average RPI Win:		83	WON-LOST RECORD		WINNING PCT. RANK		LAST 10 GAMES		STRENGTH OF SCHEDULE		OPP. STRENGTH OF SCHEDULE		TEAM RPI		ADJ RPI		CONF. RPI		ADJ CONF. RPI				
DIV. I ONLY			21- 4		.84 17		8- 2		32		21		15		.66869 16		6		6				
DIV. I NON-CONF.			9- 1		.9 20		0- 0		61		16		16		.66161 16		6		6				
TOTALS		RPI 1-25		RPI 26-50				W-L RECORDS				RPI 51-100				RPI 101-150				RPI 150+			
21- 4		2- 3		2- 1				OVERALL				11- 0				5- 0				1- 0			
12- 0		2- 0		0- 0				HOME				7- 0				2- 0				1- 0			
5- 4		0- 3		1- 1				AWAY				1- 0				3- 0				0- 0			
4- 0		0- 0		1- 0				NEUTRAL				3- 0				0- 0				0- 0			
9- 1		0- 1		1- 0				NON-CONFERENCE				6- 0				1- 0				1- 0			
4- 0		0- 0		0- 0				HOME				3- 0				0- 0				1- 0			
1- 1		0- 1		0- 0				AWAY				0- 0				1- 0				0- 0			
4- 0		0- 0		1- 0				NEUTRAL				3- 0				0- 0				0- 0			
12- 3		2- 2		1- 1				CONFERENCE				5- 0				4- 0				0- 0			
8- 0		2- 0		0- 0				HOME				4- 0				2- 0				0- 0			
4- 3		0- 2		1- 1				AWAY				1- 0				2- 0				0- 0			
0- 0		0- 0		0- 0				NEUTRAL				0- 0				0- 0				0- 0			
RPI	S	Opponent		Score		RPI	S	Opponent		Score		RPI	S	Opponent		Score		RPI	S	Opponent		Score	
8	A	Florida St.		0	3	40	N	Santa Clara		3	2	54	H	Clemson		3	1	128	H	Boston College		3	0
8	H	Florida St.		3	1	44	A	North Carolina St.		1	3	56	H	Ohio		3	2	133	A	Virginia		3	2
17	A	Kentucky		0	3	50	A	Virginia Tech		3	0	60	N	Long Beach St.		3	2	138	A	UC Davis		3	0
18	A	Miami (FL)		1	3							66	A	Duke		3	1	141	A	Wake Forest		3	0
18	H	Miami (FL)		3	0							66	H	Duke		3	2	141	H	Wake Forest		3	0
												70	H	LSU		3	0	170	H	Middle Tenn.		3	0
												73	H	Western Mich.		3	1						
												77	N	Utah		3	0						
												79	H	Georgia Tech		3	0						
												82	H	Maryland		3	1						
												96	N	Lipscomb		3	0						
LAST 10 GAMES																							
8 H Florida St.						3 1						82 H Maryland						3 1					
18 H Miami (FL)						3 0						50 A Virginia Tech						3 0					
141 A Wake Forest						3 0						133 A Virginia						3 2					
66 A Duke						3 1						18 A Miami (FL)						1 3					
128 H Boston College						3 0						8 A Florida St.						0 3					

**Non-Div. I Games:**

North Carolina



Average RPI Win: 80		WON-LOST RECORD		WINNING PCT. RANK		LAST 10 GAMES		STRENGTH OF SCHEDULE		OPP. STRENGTH OF SCHEDULE		TEAM RPI		ADJ RPI		CONF. RPI		ADJ CONF. RPI	
DIV. I ONLY		17- 8		.68 70		8- 2		8		9		19		.66644 17		4		5	
DIV. I NON-CONF.		6- 4		.6 123		0- 0		4		12		24		.64846 23		4		4	
TOTALS		RPI 1-25		RPI 26-50		W-L RECORDS		RPI 51-100		RPI 101-150		RPI 150+							
17- 8		5- 6		0- 1		OVERALL		7- 1		3- 0		2- 0							
10- 2		3- 1		0- 1		HOME		5- 0		1- 0		1- 0							
5- 4		2- 3		0- 0		AWAY		2- 1		1- 0		0- 0							
2- 2		0- 2		0- 0		NEUTRAL		0- 0		1- 0		1- 0							
6- 4		1- 4		0- 0		NON-CONFERENCE		3- 0		1- 0		1- 0							
3- 0		1- 0		0- 0		HOME		2- 0		0- 0		0- 0							
1- 2		0- 2		0- 0		AWAY		1- 0		0- 0		0- 0							
2- 2		0- 2		0- 0		NEUTRAL		0- 0		1- 0		1- 0							
11- 4		4- 2		0- 1		CONFERENCE		4- 1		2- 0		1- 0							
7- 2		2- 1		0- 1		HOME		3- 0		1- 0		1- 0							
4- 2		2- 1		0- 0		AWAY		1- 1		1- 0		0- 0							
0- 0		0- 0		0- 0		NEUTRAL		0- 0		0- 0		0- 0							
RPI S	Opponent		Score		RPI S	Opponent		Score		RPI S	Opponent		Score		RPI S	Opponent		Score	
4 A	Nebraska		1	3	26 H	Arkansas		0	3	51 H	Auburn		3	1	102 A	Ole Miss		3	0
7 A	Louisville		1	3						53 A	Georgia		3	2	102 H	Ole Miss		3	1
9 N	Oregon		0	3						56 A	Ohio		3	1	111 N	Duquesne		3	0
13 A	Florida		2	3						60 H	Long Beach St.		3	1	182 H	Mississippi St.		3	0
13 H	Florida		0	3						70 A	LSU		2	3	271 N	Western Caro.		3	0
16 H	North Carolina		3	0						70 H	LSU		3	0					
20 A	Tennessee		3	2						95 H	South Carolina		3	0					
20 H	Tennessee		3	0						96 H	Lipscomb		3	2					
24 A	Texas A&M		3	2															
24 H	Texas A&M		3	0															
25 N	Oklahoma		1	3															
LAST 10 GAMES																			
95 H South Carolina					3	0	26 H Arkansas					0	3						
102 H Ole Miss					3	1	24 H Texas A&M					3	0						
53 A Georgia					3	2	182 H Mississippi St.					3	0						
20 A Tennessee					3	2	13 A Florida					2	3						
70 H LSU					3	0	102 A Ole Miss					3	0						

Non-Div. I Games:

Kentucky

Average RPI Win:	95	WON-LOST RECORD	WINNING PCT. RANK	LAST 10 GAMES	STRENGTH OF SCHEDULE	OPP. STRENGTH OF SCHEDULE	TEAM RPI	ADJ RPI	CONF. RPI	ADJ CONF. RPI		
DIV. I ONLY		21- 4	.84	17	9- 1	37	35	17	.66407	18	6	6
DIV. I NON-CONF.		8- 2	.8	47	0- 0	57	53	34	.62979	35	6	6
<hr/>												
TOTALS	RPI 1-25	RPI 26-50		W-L RECORDS		RPI 51-100		RPI 101-150		RPI 150+		
21- 4	2- 2	4- 1		OVERALL		5- 0		7- 1		3- 0		
11- 0	2- 0	2- 0		HOME		1- 0		5- 0		1- 0		
6- 4	0- 2	1- 1		AWAY		3- 0		2- 1		0- 0		
4- 0	0- 0	1- 0		NEUTRAL		1- 0		0- 0		2- 0		
<hr/>												
8- 2	0- 1	1- 0		NON-CONFERENCE		1- 0		3- 1		3- 0		
4- 0	0- 0	0- 0		HOME		0- 0		3- 0		1- 0		
0- 2	0- 1	0- 0		AWAY		0- 0		0- 1		0- 0		
4- 0	0- 0	1- 0		NEUTRAL		1- 0		0- 0		2- 0		
<hr/>												
13- 2	2- 1	3- 1		CONFERENCE		4- 0		4- 0		0- 0		
7- 0	2- 0	2- 0		HOME		1- 0		2- 0		0- 0		
6- 2	0- 1	1- 1		AWAY		3- 0		2- 0		0- 0		
0- 0	0- 0	0- 0		NEUTRAL		0- 0		0- 0		0- 0		
<hr/>												
RPI S	Opponent	Score		RPI S	Opponent	Score		RPI S	Opponent	Score		
7 A	Louisville	1	3	44 A	North Carolina St.	3	1	54 A	Clemson	3	2	
8 H	Florida St.	3	1	44 H	North Carolina St.	3	1	66 H	Duke	3	1	
16 A	North Carolina	0	3	47 N	Oregon St.	3	1	75 N	UNLV	3	1	
16 H	North Carolina	3	1	50 A	Virginia Tech	0	3	79 A	Georgia Tech	3	0	
				50 H	Virginia Tech	3	0	82 A	Maryland	3	0	
									</			

Non-Div. I Games:

Miami (FL)

Average RPI Win:	76	WON-LOST	WINNING	LAST 10	STRENGTH OF	OPP. STRENGTH	TEAM	ADJ	CONF.	ADJ CONF.			
Average RPI Loss:	37	RECORD	PCT. RANK	GAMES	SCHEDULE	OF SCHEDULE	RPI	RPI	RPI	RPI			
DIV. I ONLY		18- 7	.72	49	5- 5	13	11	20	.66291	19	1	2	
DIV. I NON-CONF.		9- 2	.81818	38	0- 0	39	34	22	.64813	25	1	1	
<hr/>													
TOTALS	RPI 1-25	RPI 26-50		W-L RECORDS		RPI 51-100		RPI 101-150		RPI 150+			
18- 7	1- 5	9- 0		OVERALL		3- 0		2- 2		3- 0			
10- 2	0- 1	5- 0		HOME		1- 0		1- 1		3- 0			
7- 3	1- 2	4- 0		AWAY		1- 0		1- 1		0- 0			
1- 2	0- 2	0- 0		NEUTRAL		1- 0		0- 0		0- 0			
<hr/>													
9- 2	0- 2	1- 0		NON-CONFERENCE		3- 0		2- 0		3- 0			
6- 0	0- 0	1- 0		HOME		1- 0		1- 0		3- 0			
2- 0	0- 0	0- 0		AWAY		1- 0		1- 0		0- 0			
1- 2	0- 2	0- 0		NEUTRAL		1- 0		0- 0		0- 0			
<hr/>													
9- 5	1- 3	8- 0		CONFERENCE		0- 0		0- 2		0- 0			
4- 2	0- 1	4- 0		HOME		0- 0		0- 1		0- 0			
5- 3	1- 2	4- 0		AWAY		0- 0		0- 1		0- 0			
0- 0	0- 0	0- 0		NEUTRAL		0- 0		0- 0		0- 0			
<hr/>													
RPI S	Opponent	Score		RPI S	Opponent	Score		RPI S	Opponent	Score			
3 A	Penn St.	0	3	28 A	Michigan	3	2	59 H	Bowling Green	3	0		
4 H	Nebraska	0	3	28 H	Michigan	3	0	70 N	LSU	3	0		
6 A	Minnesota	1	3	37 A	Illinois	3	2	85 A	Cincinnati	3	1		
7 N	Louisville	0	3	37 H	Illinois	3	2						
14 N	Washington	0	3	41 A	Michigan St.	3	2						
23 A	Ohio St.	3	1	41 H	Michigan St.	3	2						
				46 H	UNI	3	0						
				48 A	Northwestern	3	0						
				48 H	Northwestern	3	1						
<hr/>													
LAST 10 GAMES													
48 A Northwestern						3	0	106 A Indiana				1	3
37 A Illinois						3	2	23 A Ohio St.				3	1
41 H Michigan St.						3	2	3 A Penn St.				0	3
28 H Michigan						3	0	116 H Iowa				0	3
6 A Minnesota						1	3	4 H Nebraska				0	3

Non-Div. I Games:

Purdue

Average RPI Win:	77	WON-LOST	WINNING	LAST 10	STRENGTH OF	OPP. STRENGTH	TEAM	ADJ	CONF.	ADJ CONF.									
Average RPI Loss:	23	RECORD	PCT. RANK	GAMES	SCHEDULE	OF SCHEDULE	RPI	RPI	RPI	RPI									
DIV. I ONLY		17- 6	.73913	43		17	14	21	.6607	20	4	5							
DIV. I NON-CONF.		7- 2	.77778	56		26	8	15	.6647	14	4	4							
<hr/>																			
TOTALS	RPI 1-25	RPI 26-50		W-L RECORDS		RPI 51-100		RPI 101-150		RPI 150+									
17- 6	2- 4	4- 1		OVERALL		6- 1		3- 0		2- 0									
6- 3	0- 2	1- 1		HOME		4- 0		1- 0		0- 0									
8- 2	2- 1	2- 0		AWAY		2- 1		1- 0		1- 0									
3- 1	0- 1	1- 0		NEUTRAL		0- 0		1- 0		1- 0									
<hr/>																			
7- 2	0- 2	3- 0		NON-CONFERENCE		2- 0		1- 0		1- 0									
2- 1	0- 1	1- 0		HOME		1- 0		0- 0		0- 0									
2- 0	0- 0	1- 0		AWAY		1- 0		0- 0		0- 0									
3- 1	0- 1	1- 0		NEUTRAL		0- 0		1- 0		1- 0									
<hr/>																			
10- 4	2- 2	1- 1		CONFERENCE		4- 1		2- 0		1- 0									
4- 2	0- 1	0- 1		HOME		3- 0		1- 0		0- 0									
6- 2	2- 1	1- 0		AWAY		1- 1		1- 0		1- 0									
0- 0	0- 0	0- 0		NEUTRAL		0- 0		0- 0		0- 0									
<hr/>																			
RPI S	Opponent	Score		RPI S	Opponent	Score		RPI S	Opponent	Score									
8 H	Florida St.	0	3	26 A	Arkansas	3	0	52 A	Missouri	2	3	115 A	Alabama	3	1				
13 A	Florida	3	2	26 H	Arkansas	1	3	52 H	Missouri	3	2	115 H	Alabama	3	0				
15 N	BYU	1	3	28 H	Iowa St.	3	2	53 H	Georgia	3	2	128 N	Boston College	3	0				
17 A	Kentucky	0	3	38 N	Colorado St.	3	2	70 A	LSU	3	2	162 N	George Washington	3	0				
17 H	Kentucky	2	3	42 A	Wichita St.	3	2	82 A	Maryland	3	0	182 A	Mississippi St.	3	0				
24 A	Texas A&M	3	0					85 H	Cincinnati	3	1								
								95 H	South Carolina	3	1								
<hr/>																			
LAST 10 GAMES																			
13 A Florida						3	2	26 A Arkansas						3	0				
182 A Mississippi St.						3	0	70 A LSU						3	2				
115 H Alabama						3	0	53 H Georgia						3	2				
17 H Kentucky						2	3	52 H Missouri						3	2				
24 A Texas A&M						3	0	17 A Kentucky						0	3				

Non-Div. I Games:

Tennessee

Average RPI Win:		106	WON-LOST RECORD		WINNING PCT. RANK		LAST 10 GAMES		STRENGTH OF SCHEDULE		OPP. STRENGTH OF SCHEDULE		TEAM RPI		ADJ RPI		CONF. RPI		ADJ CONF. RPI								
Average RPI Loss:		20																									
DIV. I ONLY			21- 2		.91304 4		10- 0		87		31		22		.65625 21		9		9								
DIV. I NON-CONF.			7- 2		.77778 56		0- 0		14		2		9		.68025 10		7		7								
TOTALS		RPI 1-25		RPI 26-50		W-L RECORDS		RPI 51-100		RPI 101-150		RPI 150+															
21- 2		1- 1		3- 1		OVERALL		8- 0		5- 0		4- 0															
14- 2		1- 1		3- 1		HOME		5- 0		3- 0		2- 0															
7- 0		0- 0		0- 0		AWAY		3- 0		2- 0		2- 0															
0- 0		0- 0		0- 0		NEUTRAL		0- 0		0- 0		0- 0															
7- 2		1- 1		3- 1		NON-CONFERENCE		1- 0		1- 0		1- 0															
7- 2		1- 1		3- 1		HOME		1- 0		1- 0		1- 0															
0- 0		0- 0		0- 0		AWAY		0- 0		0- 0		0- 0															
0- 0		0- 0		0- 0		NEUTRAL		0- 0		0- 0		0- 0															
14- 0		0- 0		0- 0		CONFERENCE		7- 0		4- 0		3- 0															
7- 0		0- 0		0- 0		HOME		4- 0		2- 0		1- 0															
7- 0		0- 0		0- 0		AWAY		3- 0		2- 0		2- 0															
0- 0		0- 0		0- 0		NEUTRAL		0- 0		0- 0		0- 0															
RPI	S	Opponent		Score		RPI	S	Opponent		Score		RPI	S	Opponent		Score											
1	H	Stanford		3	1	32	H	St. Mary's (CA)		3	1	60	A	Long Beach St.		3	1	131	H	Idaho	3	0					
5	H	UCLA		1	3	35	H	California		2	3	60	H	Long Beach St.		3	0	138	H	UC Davis	3	1					
						45	H	San Diego St.		3	1	61	H	San Francisco		3	0	139	A	UC Irvine	3	2					
						49	H	Baylor		3	0	74	A	Cal St. Northridge		3	2	139	H	UC Irvine	3	0					
												74	H	Cal St. Northridge		3	1	149	A	Cal St. Fullerton	3	2					
												80	H	Pacific		3	2	152	H	Albany (NY)	3	0					
												92	A	UC Santa Barbara		3	0	200	A	Cal Poly	3	1					
												92	H	UC Santa Barbara		3	0	200	H	Cal Poly	3	0					
																		264	A	UC Riverside	3	0					
						LAST 10 GAMES																					
						200 H Cal Poly						3	0	138 H UC Davis						3	1						
						92 H UC Santa Barbara						3	0	74 H Cal St. Northridge						3	1						
						139 A UC Irvine						3	2	92 A UC Santa Barbara						3	0						
						60 A Long Beach St.						3	1	200 A Cal Poly						3	1						
						80 H Pacific						3	2	60 H Long Beach St.						3	0						

Non-Div. I Games:

Hawaii

Average RPI Win:	82	WON-LOST RECORD	WINNING PCT. RANK	LAST 10 GAMES	STRENGTH OF SCHEDULE	OPP. STRENGTH OF SCHEDULE	TEAM RPI	ADJ RPI	CONF. RPI	ADJ CONF. RPI		
Average RPI Loss:	20											
DIV. I ONLY		18- 5	.78261	31	7- 3	38	12	23	.65424	22	5	4
DIV. I NON-CONF.		8- 2	.8	47	0- 0	63	5	29	.64073	30	5	5
<hr/>												
TOTALS	RPI 1-25	RPI 26-50		W-L RECORDS		RPI 51-100		RPI 101-150		RPI 150+		
18- 5	0- 3	5- 2		OVERALL		9- 0		0- 0		4- 0		
9- 1	0- 0	2- 1		HOME		5- 0		0- 0		2- 0		
5- 4	0- 3	2- 1		AWAY		3- 0		0- 0		0- 0		
4- 0	0- 0	1- 0		NEUTRAL		1- 0		0- 0		2- 0		
<hr/>												
8- 2	0- 2	1- 0		NON-CONFERENCE		5- 0		0- 0		2- 0		
3- 0	0- 0	0- 0		HOME		3- 0		0- 0		0- 0		
1- 2	0- 2	0- 0		AWAY		1- 0		0- 0		0- 0		
4- 0	0- 0	1- 0		NEUTRAL		1- 0		0- 0		2- 0		
<hr/>												
10- 3	0- 1	4- 2		CONFERENCE		4- 0		0- 0		2- 0		
6- 1	0- 0	2- 1		HOME		2- 0		0- 0		2- 0		
4- 2	0- 1	2- 1		AWAY		2- 0		0- 0		0- 0		
0- 0	0- 0	0- 0		NEUTRAL		0- 0		0- 0		0- 0		
<hr/>												
RPI	S	Opponent	Score	RPI	S	Opponent	Score	RPI	S	Opponent	Score	
2	A	Texas	0 3	31	A	Pepperdine	3 1	55	A	Loyola Marymount	3 1	
12	A	Southern California	2 3	31	H	Pepperdine	3 2	55	H	Loyola Marymount	3 0	
15	A	BYU	1 3	32	A	St. Mary's (CA)	2 3	60	A	Long Beach St.	3 0	
				32	H	St. Mary's (CA)	3 1	61	A	San Francisco	3 2	
				34	N	Notre Dame	3 2	61	H	San Francisco	3 1	
				40	A	Santa Clara	3 1	64	H	Yale	3 0	
				40	H	Santa Clara	2 3	65	H	Fresno St.	3 0	
								70	N	LSU	3 0	
								92	H	UC Santa Barbara	3 1	
<hr/>												
LAST 10 GAMES												
				31	H	Pepperdine	3 2	55	H	Loyola Marymount	3 0	
				15	A	BYU	1 3	166	H	Gonzaga	3 1	
				40	H	Santa Clara	2 3	31	A	Pepperdine	3 1	
				32	A	St. Mary's (CA)	2 3	32	H	St. Mary's (CA)	3 1	
				61	A	San Francisco	3 2	151	H	Portland	3 1	

Non-Div. I Games:

San Diego

Average RPI Win:	101	WON-LOST RECORD		WINNING PCT. RANK		LAST 10 GAMES		STRENGTH OF SCHEDULE		OPP. STRENGTH OF SCHEDULE		TEAM RPI		ADJ RPI		CONF. RPI		ADJ CONF. RPI			
DIV. I ONLY		18- 8		.69231	56	7- 3		12		22		24		.6514	23	1		2			
DIV. I NON-CONF.		9- 3		.75	59	0- 0		24		66		27		.64155	29	1		1			
<hr/>																					
TOTALS		RPI 1-25		RPI 26-50		W-L RECORDS		RPI 51-100		RPI 101-150		RPI 150+									
18- 8		1- 7		5- 1		OVERALL		3- 0		5- 0		4- 0									
5- 5		0- 5		0- 0		HOME		1- 0		2- 0		2- 0									
9- 1		1- 1		4- 0		AWAY		2- 0		1- 0		1- 0									
4- 2		0- 1		1- 1		NEUTRAL		0- 0		2- 0		1- 0									
9- 3		0- 2		2- 1		NON-CONFERENCE		1- 0		2- 0		4- 0									
2- 1		0- 1		0- 0		HOME		0- 0		0- 0		2- 0									
3- 0		0- 0		1- 0		AWAY		1- 0		0- 0		1- 0									
4- 2		0- 1		1- 1		NEUTRAL		0- 0		2- 0		1- 0									
9- 5		1- 5		3- 0		CONFERENCE		2- 0		3- 0		0- 0									
3- 4		0- 4		0- 0		HOME		1- 0		2- 0		0- 0									
6- 1		1- 1		3- 0		AWAY		1- 0		1- 0		0- 0									
0- 0		0- 0		0- 0		NEUTRAL		0- 0		0- 0		0- 0									
RPI	S	Opponent		Score		RPI	S	Opponent		Score		RPI	S	Opponent		Score					
3	H	Penn St.		0 3		27	N	Dayton		3 2		58	A	Wisconsin		3 1		105	N	Seton Hall	3 0
4	A	Nebraska		3 1		30	A	Western Ky.		3 1		58	H	Wisconsin		3 1		106	H	Indiana	3 1
4	H	Nebraska		1 3		31	N	Pepperdine		0 3		82	A	Maryland		3 2		116	A	Iowa	3 0
6	A	Minnesota		0 3		37	A	Illinois		3 2								116	H	Iowa	3 0
6	H	Minnesota		2 3		41	A	Michigan St.		3 1								125	N	IUPUI	3 1
8	N	Florida St.		1 3		48	A	Northwestern		3 0								199	A	Houston	3 1
9	H	Oregon		2 3														199	H	Houston	3 0
19	H	Purdue		1 3														211	H	Toledo	3 0
																		255	N	Binghamton	3 0
<hr/>																					
LAST 10 GAMES																					
6 H Minnesota						2 3		3 H Penn St.						0 3							
58 H Wisconsin						3 1		19 H Purdue						1 3							
116 A Iowa						3 0		106 H Indiana						3 1							
4 A Nebraska						3 1		48 A Northwestern						3 0							
41 A Michigan St.						3 1		37 A Illinois						3 2							

Non-Div. I Games:

Ohio St.

Average RPI Win:		110	WON-LOST RECORD		WINNING PCT. RANK		LAST 10 GAMES		STRENGTH OF SCHEDULE		OPP. STRENGTH OF SCHEDULE		TEAM RPI		ADJ RPI		CONF. RPI		ADJ CONF. RPI				
DIV. I ONLY			19- 5		.79167	28	7- 3		22		53		18		.65055		24	4		5			
DIV. I NON-CONF.			8- 1		.88889	23	0- 0		20		166		11		.66285		15	4		4			
TOTALS		RPI 1-25		RPI 26-50				W-L RECORDS		RPI 51-100				RPI 101-150				RPI 150+					
19- 5		0- 5		2- 0				OVERALL		7- 0				5- 0				5- 0					
8- 4		0- 4		1- 0				HOME		2- 0				4- 0				1- 0					
7- 1		0- 1		1- 0				AWAY		4- 0				1- 0				1- 0					
4- 0		0- 0		0- 0				NEUTRAL		1- 0				0- 0				3- 0					
8- 1		0- 1		0- 0				NON-CONFERENCE		2- 0				2- 0				4- 0					
2- 1		0- 1		0- 0				HOME		0- 0				2- 0				0- 0					
2- 0		0- 0		0- 0				AWAY		1- 0				0- 0				1- 0					
4- 0		0- 0		0- 0				NEUTRAL		1- 0				0- 0				3- 0					
11- 4		0- 4		2- 0				CONFERENCE		5- 0				3- 0				1- 0					
6- 3		0- 3		1- 0				HOME		2- 0				2- 0				1- 0					
5- 1		0- 1		1- 0				AWAY		3- 0				1- 0				0- 0					
0- 0		0- 0		0- 0				NEUTRAL		0- 0				0- 0				0- 0					
RPI	S	Opponent		Score		RPI	S	Opponent		Score		RPI	S	Opponent		Score		RPI	S	Opponent		Score	
12	H	Southern California		1	3	26	A	Arkansas		3	2	51	H	Auburn		3	1	102	H	Ole Miss		3	0
13	H	Florida		2	3	26	H	Arkansas		3	1	52	A	Missouri		3	1	115	A	Alabama		3	0
17	A	Kentucky		0	3							64	A	Yale		3	1	115	H	Alabama		3	0
17	H	Kentucky		2	3							68	N	Xavier		3	0	136	H	North Dakota		3	0
20	H	Tennessee		0	3							70	A	LSU		3	1	148	H	Texas St.		3	0
												95	A	South Carolina		3	0	155	A	Delaware		3	0
												95	H	South Carolina		3	0	176	N	Columbia		3	0
																		178	N	American		3	0
																		182	H	Mississippi St.		3	0
																		236	N	Stony Brook		3	0
						LAST 10 GAMES																	
						26	H	Arkansas		3	1	20	H	Tennessee		0	3						
						115	H	Alabama		3	0	17	A	Kentucky		0	3						
						95	A	South Carolina		3	0	26	A	Arkansas		3	2						
						70	A	LSU		3	1	182	H	Mississippi St.		3	0						
						13	H	Florida		2	3	95	H	South Carolina		3	0						

Non-Div. I Games:

Texas A&amp;M



Average RPI Win:	104	WON-LOST RECORD	WINNING PCT. RANK	LAST 10 GAMES	STRENGTH OF SCHEDULE	OPP. STRENGTH OF SCHEDULE	TEAM RPI	ADJ RPI	CONF. RPI	ADJ CONF. RPI		
DIV. I ONLY		18- 8	.69231	56	6- 4	20	26	25	.6395	25	3	3
DIV. I NON-CONF.		11- 4	.73333	64	0- 1	31	28	33	.63604	33	3	3
<hr/>												
TOTALS	RPI 1-25	RPI 26-50		W-L RECORDS		RPI 51-100		RPI 101-150		RPI 150+		
18- 8	2- 4	2- 3		OVERALL		7- 1		1- 0		6- 0		
10- 3	1- 2	1- 1		HOME		5- 0		0- 0		3- 0		
4- 5	0- 2	1- 2		AWAY		2- 1		0- 0		1- 0		
4- 0	1- 0	0- 0		NEUTRAL		0- 0		1- 0		2- 0		
<hr/>												
11- 4	1- 1	1- 2		NON-CONFERENCE		4- 1		1- 0		4- 0		
6- 1	0- 0	0- 1		HOME		4- 0		0- 0		2- 0		
1- 3	0- 1	1- 1		AWAY		0- 1		0- 0		0- 0		
4- 0	1- 0	0- 0		NEUTRAL		0- 0		1- 0		2- 0		
<hr/>												
7- 4	1- 3	1- 1		CONFERENCE		3- 0		0- 0		2- 0		
4- 2	1- 2	1- 0		HOME		1- 0		0- 0		1- 0		
3- 2	0- 1	0- 1		AWAY		2- 0		0- 0		1- 0		
0- 0	0- 0	0- 0		NEUTRAL		0- 0		0- 0		0- 0		
<hr/>												
RPI S	Opponent	Score	RPI S	Opponent	Score	RPI S	Opponent	Score	RPI S	Opponent	Score	
2 A	Texas	0 3	26 A	Arkansas	3 1	63 H	Tulsa	3 2	111 N	Duquesne	3 0	
2 H	Texas	0 3	28 A	Iowa St.	0 3	67 A	TCU	3 0	156 H	UALR	3 0	
4 A	Nebraska	0 3	38 A	Colorado St.	1 3	73 H	Western Mich.	3 0	167 N	North Dakota St.	3 0	
10 H	Kansas	2 3	42 H	Wichita St.	1 3	86 H	Missouri St.	3 1	175 N	Air Force	3 0	
11 H	Kansas St.	3 0	49 H	Baylor	3 0	88 A	Northern Colo.	2 3	184 A	West Virginia	3 0	
17 N	Kentucky	3 1				93 H	New Mexico	3 0	184 H	West Virginia	3 1	
						98 A	Texas Tech	3 0	214 H	SMU	3 0	
						98 H	Texas Tech	3 0				
<hr/>						<hr/>						
LAST 10 GAMES												
184 A West Virginia						49 H Baylor						
98 H Texas Tech						10 H Kansas						
2 H Texas						67 A TCU						
28 A Iowa St.						42 H Wichita St.						
98 A Texas Tech						184 H West Virginia						

Non-Div. I Games:

Oklahoma

Average RPI Win:	111	WON-LOST	WINNING	LAST 10	STRENGTH OF	OPP. STRENGTH	TEAM	ADJ	CONF.	ADJ CONF.					
Average RPI Loss:	25	RECORD	PCT. RANK	GAMES	SCHEDULE	OF SCHEDULE	RPI	RPI	RPI	RPI					
DIV. I ONLY		18- 8	.69231	56	5- 5	21	37	28	.63774	26	4	5			
DIV. I NON-CONF.		9- 2	.81818	38	0- 0	51	82	32	.63632	32	4	4			
<hr/>															
TOTALS	RPI 1-25		RPI 26-50		W-L RECORDS		RPI 51-100		RPI 101-150		RPI 150+				
18- 8	3- 6		0- 1		OVERALL		5- 1		6- 0		4- 0				
11- 4	1- 4		0- 0		HOME		4- 0		4- 0		2- 0				
5- 4	2- 2		0- 1		AWAY		1- 1		1- 0		1- 0				
2- 0	0- 0		0- 0		NEUTRAL		0- 0		1- 0		1- 0				
9- 2	1- 1		0- 1		NON-CONFERENCE		1- 0		4- 0		3- 0				
7- 1	1- 1		0- 0		HOME		1- 0		3- 0		2- 0				
0- 1	0- 0		0- 1		AWAY		0- 0		0- 0		0- 0				
2- 0	0- 0		0- 0		NEUTRAL		0- 0		1- 0		1- 0				
9- 6	2- 5		0- 0		CONFERENCE		4- 1		2- 0		1- 0				
4- 3	0- 3		0- 0		HOME		3- 0		1- 0		0- 0				
5- 3	2- 2		0- 0		AWAY		1- 1		1- 0		1- 0				
0- 0	0- 0		0- 0		NEUTRAL		0- 0		0- 0		0- 0				
<hr/>															
RPI	S	Opponent	Score	RPI	S	Opponent	Score	RPI	S	Opponent	Score	RPI	S	Opponent	Score
10	H	Kansas	3 1	28	A	Michigan	2 3	51	A	Auburn	2 3	102	A	Ole Miss	3 1
13	A	Florida	0 3					51	H	Auburn	3 0	114	H	Northwestern St.	3 1
13	H	Florida	2 3					52	H	Missouri	3 0	115	H	Alabama	3 2
17	A	Kentucky	3 0					53	A	Georgia	3 0	126	N	Central Mich.	3 0
20	A	Tennessee	3 1					63	H	Tulsa	3 0	129	H	UTEP	3 1
20	H	Tennessee	0 3					70	H	LSU	3 1	137	H	Houston Baptist	3 0
24	A	Texas A&M	1 3									182	A	Mississippi St.	3 0
24	H	Texas A&M	2 3									243	N	UMBC	3 0
25	H	Oklahoma	1 3									251	H	La.-Monroe	3 0
												268	H	UT Martin	3 0
<hr/>															
LAST 10 GAMES															
24	A	Texas A&M	1 3	17	A	Kentucky	3 0								
51	A	Auburn	2 3	20	H	Tennessee	0 3								
52	H	Missouri	3 0	24	H	Texas A&M	2 3								
115	H	Alabama	3 2	102	A	Ole Miss	3 1								
182	A	Mississippi St.	3 0	13	A	Florida	0 3								

**Non-Div. I Games:**

Arkansas





Average RPI Win: 88		WON-LOST	WINNING	LAST 10	STRENGTH OF		OPP. STRENGTH	TEAM	ADJ	CONF.	ADJ CONF.
Average RPI Loss: 42		RECORD	PCT. RANK	GAMES	SCHEDULE		OF SCHEDULE	RPI	RPI	RPI	RPI
DIV. I ONLY		15- 7	.68182 68	8- 2	36		5	30	.63411 28	3	3
DIV. I NON-CONF.		7- 4	.63636 106	1- 0	99		6	73	.58202 63	3	3
TOTALS		RPI 1-25	RPI 26-50	W-L RECORDS	RPI 51-100		RPI 101-150		RPI 150+		
15- 7	3- 5		3- 1	OVERALL	5- 0		2- 0		2- 1		
10- 1	3- 0		2- 0	HOME	2- 0		1- 0		2- 1		
4- 5	0- 4		1- 1	AWAY	2- 0		1- 0		0- 0		
1- 1	0- 1		0- 0	NEUTRAL	1- 0		0- 0		0- 0		
7- 4	1- 2		2- 1	NON-CONFERENCE	1- 0		2- 0		1- 1		
4- 1	1- 0		1- 0	HOME	0- 0		1- 0		1- 1		
2- 2	0- 1		1- 1	AWAY	0- 0		1- 0		0- 0		
1- 1	0- 1		0- 0	NEUTRAL	1- 0		0- 0		0- 0		
8- 3	2- 3		1- 0	CONFERENCE	4- 0		0- 0		1- 0		
6- 0	2- 0		1- 0	HOME	2- 0		0- 0		1- 0		
2- 3	0- 3		0- 0	AWAY	2- 0		0- 0		0- 0		
0- 0	0- 0		0- 0	NEUTRAL	0- 0		0- 0		0- 0		
RPI S Opponent	Score	RPI S Opponent	Score	RPI S Opponent	Score	RPI S Opponent	Score	RPI S Opponent	Score		
2 A Texas	2 3	37 A Illinois	0 3	67 A TCU	3 0	116 H Iowa	3 2				
4 H Nebraska	3 1	37 A Illinois	3 2	67 H TCU	3 0	140 A South Dakota St.	3 0				
8 N Florida St.	2 3	46 H UNI	3 1	85 N Cincinnati	3 0	184 H West Virginia	3 0				
10 A Kansas	2 3	49 H Baylor	3 1	98 A Texas Tech	3 1	206 H Syracuse	2 3				
10 H Kansas	3 1			98 H Texas Tech	3 0	289 H Eastern Wash.	3 0				
11 A Kansas St.	0 3										
20 A Tennessee	2 3										
25 H Oklahoma	3 0										
LAST 10 GAMES											
98 H Texas Tech	3 0	2 A Texas	2 3	184 H West Virginia	3 0						
140 A South Dakota St.	3 0	98 A Texas Tech	3 1	11 A Kansas St.	0 3						
67 A TCU	3 0	67 H TCU	3 0								
10 H Kansas	3 1										
25 H Oklahoma	3 0										

Non-Div. I Games:

Iowa St.

Average RPI Win: 157		WON-LOST	WINNING	LAST 10	STRENGTH OF		OPP. STRENGTH	TEAM	ADJ	CONF.	ADJ CONF.				
Average RPI Loss: 11		RECORD	PCT. RANK	GAMES	SCHEDULE		OF SCHEDULE	RPI	RPI	RPI	RPI				
DIV. I ONLY		28- 3	.90323	5	10- 0		95	91	26	.63276	30	15	15		
DIV. I NON-CONF.		14- 3	.82353	37	0- 0		43	33	21	.64959	22	12	13		
<hr/>															
TOTALS		RPI 1-25	RPI 26-50		W-L RECORDS		RPI 51-100		RPI 101-150		RPI 150+				
28- 3		0- 3	2- 0		OVERALL		5- 0		6- 0		15- 0				
11- 1		0- 1	1- 0		HOME		1- 0		3- 0		6- 0				
12- 1		0- 1	1- 0		AWAY		1- 0		3- 0		7- 0				
5- 1		0- 1	0- 0		NEUTRAL		3- 0		0- 0		2- 0				
<hr/>															
14- 3		0- 3	2- 0		NON-CONFERENCE		5- 0		2- 0		5- 0				
5- 1		0- 1	1- 0		HOME		1- 0		1- 0		2- 0				
4- 1		0- 1	1- 0		AWAY		1- 0		1- 0		1- 0				
5- 1		0- 1	0- 0		NEUTRAL		3- 0		0- 0		2- 0				
<hr/>															
14- 0		0- 0	0- 0		CONFERENCE		0- 0		4- 0		10- 0				
6- 0		0- 0	0- 0		HOME		0- 0		2- 0		4- 0				
8- 0		0- 0	0- 0		AWAY		0- 0		2- 0		6- 0				
0- 0		0- 0	0- 0		NEUTRAL		0- 0		0- 0		0- 0				
<hr/>															
RPI S	Opponent	Score		RPI S	Opponent	Score		RPI S	Opponent	Score		RPI S	Opponent	Score	
3 N	Penn St.	0	3	27 H	Dayton	3	1	66 N	Duke	3	1	118 H	Arkansas St.	3	0
7 A	Louisville	1	3	28 A	Michigan	3	2	83 N	Morehead St.	3	0	121 A	North Texas	3	0
23 H	Ohio St.	1	3					85 A	Cincinnati	3	1	125 H	IUPUI	3	0
								94 N	Eastern Mich.	3	1	130 A	Troy	3	0
								96 H	Lipscomb	3	0	130 H	Troy	3	0
												133 A	Virginia	3	1
												155 N	Delaware	3	0
												156 H	UALR	3	0
												170 A	Middle Tenn.	3	0
												183 H	Austin Peay	3	0
												187 A	South Ala.	3	0
												187 H	South Ala.	3	0
												189 A	Belmont	3	0
												192 A	FIU	3	1
												192 H	FIU	3	0
												203 A	La.-Lafayette	3	0
												208 N	Lehigh	3	0
												251 A	La.-Monroe	3	0
												285 A	Fla. Atlantic	3	0
												285 H	Fla. Atlantic	3	0
												303 H	Tennessee Tech	3	0
				LAST 10 GAMES											
				187 A	South Ala.	3	0	118 H	Arkansas St.	3	0				
				130 A	Troy	3	0	285 H	Fla. Atlantic	3	0				
				285 A	Fla. Atlantic	3	0	192 H	FIU	3	0				
				192 A	FIU	3	1	251 A	La.-Monroe	3	0				
				156 H	UALR	3	0	121 A	North Texas	3	0				

Non-Div. I Games:

Western Ky.

Average RPI Win: 103		WON-LOST	WINNING	LAST 10	STRENGTH OF		OPP. STRENGTH	TEAM	ADJ	CONF.	ADJ CONF.
Average RPI Loss: 25		RECORD	PCT. RANK	GAMES	SCHEDULE		OF SCHEDULE	RPI	RPI	RPI	RPI
DIV. I ONLY		18- 8	.69231	56	8- 2		42	18	34	.63048	31
DIV. I NON-CONF.		11- 3	.78571	52	2- 0		48	21	26	.65072	21
TOTALS		RPI 1-25	RPI 26-50		W-L RECORDS		RPI 51-100		RPI 101-150		RPI 150+
18- 8		2- 4	4- 4		OVERALL		4- 0		2- 0		6- 0
8- 1		0- 1	3- 0		HOME		2- 0		1- 0		2- 0
4- 7		0- 3	0- 4		AWAY		1- 0		0- 0		3- 0
6- 0		2- 0	1- 0		NEUTRAL		1- 0		1- 0		1- 0
11- 3		2- 1	2- 2		NON-CONFERENCE		2- 0		2- 0		3- 0
3- 0		0- 0	1- 0		HOME		0- 0		1- 0		1- 0
2- 3		0- 1	0- 2		AWAY		1- 0		0- 0		1- 0
6- 0		2- 0	1- 0		NEUTRAL		1- 0		1- 0		1- 0
7- 5		0- 3	2- 2		CONFERENCE		2- 0		0- 0		3- 0
5- 1		0- 1	2- 0		HOME		2- 0		0- 0		1- 0
2- 4		0- 2	0- 2		AWAY		0- 0		0- 0		2- 0
0- 0		0- 0	0- 0		NEUTRAL		0- 0		0- 0		0- 0
RPI S	Opponent	Score	RPI S	Opponent	Score	RPI S	Opponent	Score	RPI S	Opponent	Score
5 A	UCLA	0 3	27 A	Dayton	1 3	55 H	Loyola Marymount	3 2	104 N	New Mexico St.	3 1
8 N	Florida St.	3 0	32 A	St. Mary's (CA)	2 3	56 N	Ohio	3 0	149 H	Cal St. Fullerton	3 0
15 A	BYU	0 3	32 H	St. Mary's (CA)	3 1	61 H	San Francisco	3 1	151 A	Portland	3 0
22 A	San Diego	2 3	37 N	Illinois	3 0	92 A	UC Santa Barbara	3 1	151 H	Portland	3 1
22 H	San Diego	1 3	38 A	Colorado St.	0 3				166 A	Gonzaga	3 0
23 N	Ohio St.	3 0	40 A	Santa Clara	1 3				192 N	FIU	3 0
			40 H	Santa Clara	3 2				199 A	Houston	3 0
			43 H	Arizona	3 2				291 H	Bucknell	3 0
LAST 10 GAMES											
			22 A	San Diego	2 3	40 H	Santa Clara	3 2			
			32 H	St. Mary's (CA)	3 1	61 H	San Francisco	3 1			
			55 H	Loyola Marymount	3 2	291 H	Bucknell	3 0			
			166 A	Gonzaga	3 0	22 H	San Diego	1 3			
			151 A	Portland	3 0	92 A	UC Santa Barbara	3 1			

Non-Div. I Games:

Pepperdine

Average RPI Win:	111	WON-LOST RECORD	WINNING PCT. RANK	LAST 10 GAMES	STRENGTH OF SCHEDULE	OPP. STRENGTH OF SCHEDULE	TEAM RPI	ADJ RPI	CONF. RPI	ADJ CONF. RPI		
DIV. I ONLY		13- 10	.56522	134	7- 3	6	27	32	.63017	32	5	4
DIV. I NON-CONF.		5- 6	.45455	186	0- 0	9	15	51	.59111	49	5	5
<hr/>												
TOTALS	RPI 1-25	RPI 26-50		W-L RECORDS		RPI 51-100		RPI 101-150		RPI 150+		
13- 10	2- 7	2- 2		OVERALL		3- 1		0- 0		6- 0		
6- 2	2- 1	1- 0		HOME		1- 1		0- 0		2- 0		
3- 7	0- 5	1- 2		AWAY		1- 0		0- 0		1- 0		
4- 1	0- 1	0- 0		NEUTRAL		1- 0		0- 0		3- 0		
5- 6	0- 5	0- 1		NON-CONFERENCE		1- 0		0- 0		4- 0		
0- 1	0- 1	0- 0		HOME		0- 0		0- 0		0- 0		
1- 4	0- 3	0- 1		AWAY		0- 0		0- 0		1- 0		
4- 1	0- 1	0- 0		NEUTRAL		1- 0		0- 0		3- 0		
8- 4	2- 2	2- 1		CONFERENCE		2- 1		0- 0		2- 0		
6- 1	2- 0	1- 0		HOME		1- 1		0- 0		2- 0		
2- 3	0- 2	1- 1		AWAY		1- 0		0- 0		0- 0		
0- 0	0- 0	0- 0		NEUTRAL		0- 0		0- 0		0- 0		
RPI S	Opponent	Score	RPI S	Opponent	Score	RPI S	Opponent	Score	RPI S	Opponent	Score	
1 H	Stanford	1 3	31 A	Pepperdine	1 3	55 A	Loyola Marymount	3 1	151 H	Portland	3 0	
1 N	Stanford	0 3	31 H	Pepperdine	3 2	55 H	Loyola Marymount	0 3	152 N	Albany (NY)	3 1	
9 A	Oregon	0 3	35 A	California	1 3	61 H	San Francisco	3 0	153 N	Boise St.	3 0	
11 A	Kansas St.	0 3	40 A	Santa Clara	3 0	99 N	Utah St.	3 0	166 H	Gonzaga	3 0	
15 A	BYU	0 3							197 A	Sacramento St.	3 0	
15 H	BYU	3 1							300 N	Morgan St.	3 0	
21 A	Hawaii	1 3										
22 A	San Diego	1 3										
22 H	San Diego	3 2										
<hr/>												
LAST 10 GAMES												
31 A Pepperdine 1 3						166 H Gonzaga 3 0						
61 H San Francisco 3 0						55 A Loyola Marymount 3 1						
40 A Santa Clara 3 0						22 A San Diego 1 3						
22 H San Diego 3 2						15 H BYU 3 1						
15 A BYU 0 3						31 H Pepperdine 3 2						

Non-Div. I Games:

St. Mary's (CA)



Average RPI Win: 149		WON-LOST RECORD		WINNING PCT. RANK		LAST 10 GAMES		STRENGTH OF SCHEDULE		OPP. STRENGTH OF SCHEDULE		TEAM RPI		ADJ RPI		CONF. RPI		ADJ CONF. RPI	
DIV. I ONLY		22- 3		.88 8		10- 0		96		93		29		.62797 33		10		10	
DIV. I NON-CONF.		9- 2		.81818 38		0- 0		42		55		25		.64282 26		10		10	
TOTALS		RPI 1-25		RPI 26-50		W-L RECORDS		RPI 51-100		RPI 101-150		RPI 150+							
22- 3		0- 2		3- 0		OVERALL		5- 1		4- 0		10- 0							
10- 1		0- 1		2- 0		HOME		2- 0		1- 0		5- 0							
8- 2		0- 1		1- 0		AWAY		1- 1		2- 0		4- 0							
4- 0		0- 0		0- 0		NEUTRAL		2- 0		1- 0		1- 0							
9- 2		0- 2		0- 0		NON-CONFERENCE		3- 0		3- 0		3- 0							
3- 1		0- 1		0- 0		HOME		0- 0		1- 0		2- 0							
2- 1		0- 1		0- 0		AWAY		1- 0		1- 0		0- 0							
4- 0		0- 0		0- 0		NEUTRAL		2- 0		1- 0		1- 0							
13- 1		0- 0		3- 0		CONFERENCE		2- 1		1- 0		7- 0							
7- 0		0- 0		2- 0		HOME		2- 0		0- 0		3- 0							
6- 1		0- 0		1- 0		AWAY		0- 1		1- 0		4- 0							
0- 0		0- 0		0- 0		NEUTRAL		0- 0		0- 0		0- 0							
RPI S	Opponent	Score		RPI S	Opponent	Score		RPI S	Opponent	Score		RPI S	Opponent	Score					
10 A	Kansas	2	3	42 H	Wichita St.	3	1	58 N	Wisconsin	3	1	103 A	Illinois St.	3	0				
11 H	Kansas St.	0	3	46 A	UNI	3	2	63 N	Tulsa	3	1	127 A	South Fla.	3	0				
				46 H	UNI	3	1	76 A	Southern Ill.	1	3	135 N	Ball St.	3	0				
								76 H	Southern Ill.	3	1	147 H	Denver	3	1				
								86 H	Missouri St.	3	2	164 H	South Dakota	3	1				
								88 A	Northern Colo.	3	0	198 N	UCF	3	1				
												206 H	Syracuse	3	0				
												221 A	Evansville	3	1				
												221 H	Evansville	3	0				
												228 A	Bradley	3	1				
												228 H	Bradley	3	1				
												249 A	Drake	3	0				
												249 H	Drake	3	0				
												286 A	Indiana St.	3	0				
				LAST 10 GAMES															
				46 A	UNI	3	2	286 A	Indiana St.	3	0								
				228 A	Bradley	3	1	103 A	Illinois St.	3	0								
				76 H	Southern Ill.	3	1	228 H	Bradley	3	1								
				221 H	Evansville	3	0	46 H	UNI	3	1								
				249 A	Drake	3	0	221 A	Evansville	3	1								

Non-Div. I Games:

Creighton

Average RPI Win:		145	WON-LOST RECORD		WINNING PCT. RANK		LAST 10 GAMES		STRENGTH OF SCHEDULE		OPP. STRENGTH OF SCHEDULE		TEAM RPI		ADJ RPI		CONF. RPI		ADJ CONF. RPI		
DIV. I ONLY			19- 6		.76 38		10- 0		54		58		33		.62536 34		8		8		
DIV. I NON-CONF.			7- 5		.58333 132		0- 0		54		19		59		.59032 51		9		9		
TOTALS		RPI 1-25		RPI 26-50		W-L RECORDS		RPI 51-100		RPI 101-150		RPI 150+									
19- 6		2- 4		0- 1		OVERALL		2- 1		6- 0		9- 0									
10- 2		1- 0		0- 1		HOME		1- 1		4- 0		4- 0									
7- 2		1- 2		0- 0		AWAY		1- 0		2- 0		3- 0									
2- 2		0- 2		0- 0		NEUTRAL		0- 0		0- 0		2- 0									
7- 5		1- 4		0- 0		NON-CONFERENCE		1- 1		0- 0		5- 0									
5- 1		1- 0		0- 0		HOME		1- 1		0- 0		3- 0									
0- 2		0- 2		0- 0		AWAY		0- 0		0- 0		0- 0									
2- 2		0- 2		0- 0		NEUTRAL		0- 0		0- 0		2- 0									
12- 1		1- 0		0- 1		CONFERENCE		1- 0		6- 0		4- 0									
5- 1		0- 0		0- 1		HOME		0- 0		4- 0		1- 0									
7- 0		1- 0		0- 0		AWAY		1- 0		2- 0		3- 0									
0- 0		0- 0		0- 0		NEUTRAL		0- 0		0- 0		0- 0									
RPI	S	Opponent		Score		RPI	S	Opponent		Score		RPI	S	Opponent		Score					
4	A	Nebraska		0	3	36	H	Marquette		2	3	55	H	Loyola Marymount		1	3				
5	N	UCLA		1	3							68	H	Xavier		3	2				
7	A	Louisville		3	2							85	A	Cincinnati		3	2				
10	H	Kansas		3	1																
12	A	Southern California		0	3																
22	N	San Diego		2	3																
						LAST 10 GAMES															
						113 A Rutgers						3	1	217 A Georgetown						3	0
						105 A Seton Hall						3	1	226 A DePaul						3	0
						127 H South Fla.						3	0	112 H St. John's (NY)						3	1
						132 H Pittsburgh						3	1	117 H Connecticut						3	0
						195 A Villanova						3	0	206 H Syracuse						3	0
														217 A Georgetown						3	0
														226 A DePaul						3	0
														233 H Buffalo						3	1
														262 H Eastern Ky.						3	0

**Non-Div. I Games:**

Notre Dame

Average RPI Win: 87			WON-LOST RECORD			WINNING PCT. RANK			LAST 10 GAMES			STRENGTH OF SCHEDULE			OPP. STRENGTH OF SCHEDULE			TEAM RPI			ADJ RPI			CONF. RPI			ADJ CONF. RPI		
DIV. I ONLY			13- 11			.54167 148			5- 5			11			17			36			.62323 35			2			1		
DIV. I NON-CONF.			6- 4			.6 123			0- 0			36			57			49			.59837 44			2			2		
TOTALS			RPI 1-25			RPI 26-50			W-L RECORDS			RPI 51-100			RPI 101-150			RPI 150+											
13- 11			2- 5			5- 4			OVERALL			2- 2			1- 0			3- 0											
6- 4			0- 3			3- 1			HOME			1- 0			0- 0			2- 0											
6- 5			2- 2			2- 2			AWAY			1- 1			1- 0			0- 0											
1- 2			0- 0			0- 1			NEUTRAL			0- 1			0- 0			1- 0											
6- 4			1- 0			1- 2			NON-CONFERENCE			1- 2			0- 0			3- 0											
4- 0			0- 0			1- 0			HOME			1- 0			0- 0			2- 0											
1- 2			1- 0			0- 1			AWAY			0- 1			0- 0			0- 0											
1- 2			0- 0			0- 1			NEUTRAL			0- 1			0- 0			1- 0											
7- 7			1- 5			4- 2			CONFERENCE			1- 0			1- 0			0- 0											
2- 4			0- 3			2- 1			HOME			0- 0			0- 0			0- 0											
5- 3			1- 2			2- 1			AWAY			1- 0			1- 0			0- 0											
0- 0			0- 0			0- 0			NEUTRAL			0- 0			0- 0			0- 0											
RPI S	Opponent		Score		RPI S	Opponent		Score		RPI S	Opponent		Score		RPI S	Opponent		Score		RPI S	Opponent		Score		RPI S	Opponent		Score	
1	A	Stanford	0	3	32	H	St. Mary's (CA)	3	1	61	A	San Francisco	0	3	120	A	Washington St.	3	0										
5	H	UCLA	0	3	39	A	Arizona St.	0	3	61	N	San Francisco	2	3	155	N	Delaware	3	0										
9	A	Oregon	3	2	39	H	Arizona St.	2	3	84	A	Colorado	3	2	181	H	Penn	3	0										
9	H	Oregon	1	3	43	A	Arizona	3	1	90	H	Northern Ariz.	3	1	264	H	UC Riverside	3	0										
12	H	Southern California	0	3	43	H	Arizona	3	0																				
14	A	Washington	0	3	45	A	San Diego St.	2	3																				
21	A	Hawaii	3	2	47	A	Oregon St.	3	1																				
					47	H	Oregon St.	3	0																				
					49	N	Baylor	0	3																				
LAST 10 GAMES																													
					47	A	Oregon St.	3	1						120	A	Washington St.	3	0										
					9	A	Oregon	3	2						5	H	UCLA	0	3										
					39	H	Arizona St.	2	3						12	H	Southern California	0	3										
					43	H	Arizona	3	0						47	H	Oregon St.	3	0										
					14	A	Washington	0	3						9	H	Oregon	1	3										

Non-Div. I Games:

California

Average RPI Win: 142		WON-LOST	WINNING	LAST 10	STRENGTH OF		OPP. STRENGTH	TEAM	ADJ	CONF.	ADJ CONF.
Average RPI Loss: 45		RECORD	PCT. RANK	GAMES	SCHEDULE		OF SCHEDULE	RPI	RPI	RPI	RPI
DIV. I ONLY		23- 4	.85185	14	9- 1		110	73	35	.61738	36
DIV. I NON-CONF.		11- 3	.78571	52	2- 0		143	48	54	.58871	54
TOTALS		RPI 1-25	RPI 26-50		W-L RECORDS		RPI 51-100		RPI 101-150		RPI 150+
23- 4	0- 1	2- 2		OVERALL		4- 1		9- 0		8- 0	
13- 4	0- 1	1- 2		HOME		3- 1		6- 0		3- 0	
8- 0	0- 0	1- 0		AWAY		1- 0		2- 0		4- 0	
2- 0	0- 0	0- 0		NEUTRAL		0- 0		1- 0		1- 0	
11- 3	0- 0	1- 2		NON-CONFERENCE		3- 1		3- 0		4- 0	
7- 3	0- 0	1- 2		HOME		2- 1		2- 0		2- 0	
2- 0	0- 0	0- 0		AWAY		1- 0		0- 0		1- 0	
2- 0	0- 0	0- 0		NEUTRAL		0- 0		1- 0		1- 0	
12- 1	0- 1	1- 0		CONFERENCE		1- 0		6- 0		4- 0	
6- 1	0- 1	0- 0		HOME		1- 0		4- 0		1- 0	
6- 0	0- 0	1- 0		AWAY		0- 0		2- 0		3- 0	
0- 0	0- 0	0- 0		NEUTRAL		0- 0		0- 0		0- 0	
RPI S	Opponent	Score	RPI S	Opponent	Score	RPI S	Opponent	Score	RPI S	Opponent	Score
7	H Louisville	1 3	28	H Michigan	3 1	59	H Bowling Green	3 0	102	N Ole Miss	3 0
			34	A Notre Dame	3 2	68	A Xavier	3 0	105	A Seton Hall	3 2
			46	H UNI	2 3	73	H Western Mich.	3 0	112	H St. John's (NY)	3 1
			48	H Northwestern	1 3	80	H Pacific	2 3	113	A Rutgers	3 2
						85	H Cincinnati	3 0	116	H Iowa	3 0
									117	H Connecticut	3 1
									127	H South Fla.	3 2
									132	H Pittsburgh	3 1
									141	H Wake Forest	3 0
									195	A Villanova	3 0
									206	H Syracuse	3 0
									217	A Georgetown	3 1
									222	A Milwaukee	3 0
									222	H Milwaukee	3 1
									226	A DePaul	3 0
									254	H Eastern Ill.	3 0
									303	N Tennessee Tech	3 0
			LAST 10 GAMES								
			112	H St. John's (NY)	3 1	7	H Louisville	1 3			
			117	H Connecticut	3 1	85	H Cincinnati	3 0			
			222	A Milwaukee	3 0	113	A Rutgers	3 2			
			195	A Villanova	3 0	105	A Seton Hall	3 2			
			217	A Georgetown	3 1	73	H Western Mich.	3 0			

Non-Div. I Games:

Marquette

Average RPI Win: 74		WON-LOST RECORD		WINNING PCT. RANK		LAST 10 GAMES		STRENGTH OF SCHEDULE		OPP. STRENGTH OF SCHEDULE		TEAM RPI		ADJ RPI		CONF. RPI		ADJ CONF. RPI	
Average RPI Loss: 20																			
DIV. I ONLY		11- 13		.45833 197		3- 7		2		2		37		.61438 37		1		2	
DIV. I NON-CONF.		6- 4		.6 123		0- 0		5		3		30		.64229 28		1		1	
TOTALS		RPI 1-25		RPI 26-50		W-L RECORDS		RPI 51-100		RPI 101-150		RPI 150+							
11- 13		1- 8		3- 4		OVERALL		4- 1		2- 0		1- 0							
4- 6		0- 5		2- 1		HOME		1- 0		1- 0		0- 0							
4- 5		1- 2		1- 2		AWAY		1- 1		1- 0		0- 0							
3- 2		0- 1		0- 1		NEUTRAL		2- 0		0- 0		1- 0							
6- 4		1- 1		1- 3		NON-CONFERENCE		3- 0		0- 0		1- 0							
1- 1		0- 0		1- 1		HOME		0- 0		0- 0		0- 0							
2- 1		1- 0		0- 1		AWAY		1- 0		0- 0		0- 0							
3- 2		0- 1		0- 1		NEUTRAL		2- 0		0- 0		1- 0							
5- 9		0- 7		2- 1		CONFERENCE		1- 1		2- 0		0- 0							
3- 5		0- 5		1- 0		HOME		1- 0		1- 0		0- 0							
2- 4		0- 2		1- 1		AWAY		0- 1		1- 0		0- 0							
0- 0		0- 0		0- 0		NEUTRAL		0- 0		0- 0		0- 0							
RPI S	Opponent	Score		RPI S	Opponent	Score		RPI S	Opponent	Score		RPI S	Opponent	Score					
2 A	Texas	3	2	27 A	Dayton	0	3	56 N	Ohio	3	1	106 A	Indiana	3	1				
3 H	Penn St.	2	3	28 A	Michigan	0	3	58 A	Wisconsin	1	3	106 H	Indiana	3	1				
4 H	Nebraska	0	3	28 H	Iowa St.	3	0	58 H	Wisconsin	3	2	198 N	UCF	3	0				
6 A	Minnesota	0	3	28 H	Iowa St.	2	3	85 A	Cincinnati	3	1								
6 H	Minnesota	0	3	31 N	Pepperdine	0	3	85 N	Cincinnati	3	1								
7 N	Louisville	2	3	41 A	Michigan St.	3	2												
19 A	Purdue	2	3	48 H	Northwestern	3	2												
19 H	Purdue	2	3																
23 H	Ohio St.	2	3																
				LAST 10 GAMES															
				106 H	Indiana	3	1	48 H	Northwestern	3	2								
				19 H	Purdue	2	3	41 A	Michigan St.	3	2								
				6 A	Minnesota	0	3	28 A	Michigan	0	3								
				58 A	Wisconsin	1	3	3 H	Penn St.	2	3								
				4 H	Nebraska	0	3	23 H	Ohio St.	2	3								

Non-Div. I Games:

Illinois

Average RPI Win:		131	WON-LOST RECORD		WINNING PCT. RANK		LAST 10 GAMES		STRENGTH OF SCHEDULE		OPP. STRENGTH OF SCHEDULE		TEAM RPI		ADJ RPI		CONF. RPI		ADJ CONF. RPI				
Average RPI Loss:		41																					
DIV. I ONLY			15- 7		.68182 68		8- 2		48		55		38		.61209 38		7		7				
DIV. I NON-CONF.			7- 4		.63636 106		0- 0		28		17		41		.62474 36		8		8				
TOTALS		RPI 1-25		RPI 26-50		W-L RECORDS		RPI 51-100		RPI 101-150		RPI 150+											
15- 7		1- 3		2- 2		OVERALL		1- 2		5- 0		6- 0											
12- 1		1- 1		2- 0		HOME		0- 0		4- 0		5- 0											
3- 4		0- 0		0- 2		AWAY		1- 2		1- 0		1- 0											
0- 2		0- 2		0- 0		NEUTRAL		0- 0		0- 0		0- 0											
7- 4		1- 3		1- 1		NON-CONFERENCE		0- 0		3- 0		2- 0											
7- 1		1- 1		1- 0		HOME		0- 0		3- 0		2- 0											
0- 1		0- 0		0- 1		AWAY		0- 0		0- 0		0- 0											
0- 2		0- 2		0- 0		NEUTRAL		0- 0		0- 0		0- 0											
8- 3		0- 0		1- 1		CONFERENCE		1- 2		2- 0		4- 0											
5- 0		0- 0		1- 0		HOME		0- 0		1- 0		3- 0											
3- 3		0- 0		0- 1		AWAY		1- 2		1- 0		1- 0											
0- 0		0- 0		0- 0		NEUTRAL		0- 0		0- 0		0- 0											
RPI	S	Opponent		Score		RPI	S	Opponent		Score		RPI	S	Opponent		Score							
5	H	UCLA		2	3	31	H	Pepperdine		3	0	65	A	Fresno St.		2	3	104	H	New Mexico St.		3	1
15	N	BYU		1	3	42	A	Wichita St.		1	3	75	A	UNLV		3	0	107	A	Wyoming		3	0
20	N	Tennessee		2	3	45	A	San Diego St.		1	3	93	A	New Mexico		2	3	107	H	Wyoming		3	0
25	H	Oklahoma		3	1	45	H	San Diego St.		3	0							133	H	Virginia		3	0
																		147	H	Denver		3	0
																		153	H	Boise St.		3	0
																		175	H	Air Force		3	0
																		192	H	FIU		3	1
																		213	H	Rhode Island		3	0
																		227	A	Nevada		3	0
																		227	H	Nevada		3	0
						LAST 10 GAMES																	
						107	A	Wyoming		3	0	75	A	UNLV		3	0						
						227	A	Nevada		3	0	65	A	Fresno St.		2	3						
						45	A	San Diego St.		1	3	107	H	Wyoming		3	0						
						175	H	Air Force		3	0	45	H	San Diego St.		3	0						
						153	H	Boise St.		3	0	227	H	Nevada		3	0						

Non-Div. I Games:

Colorado St.

Average RPI Win:		117	WON-LOST		WINNING		LAST 10		STRENGTH OF		OPP. STRENGTH		TEAM	ADJ		CONF.		ADJ CONF.						
Average RPI Loss:		32	RECORD		PCT. RANK		GAMES		SCHEDULE		OF SCHEDULE		RPI	RPI		RPI		RPI						
DIV. I ONLY			16- 11		.59259		116		3- 7		23		28		40		.60824		39		2		1	
DIV. I NON-CONF.			11- 2		.84615		30		0- 0		96		86		42		.61483		42		2		2	
TOTALS		RPI 1-25		RPI 26-50				W-L RECORDS				RPI 51-100				RPI 101-150				RPI 150+				
16- 11		1- 7		3- 1				OVERALL				4- 2				3- 1				5- 0				
8- 3		1- 3		2- 0				HOME				0- 0				1- 0				4- 0				
4- 7		0- 4		1- 1				AWAY				1- 2				2- 0				0- 0				
4- 1		0- 0		0- 0				NEUTRAL				3- 0				0- 1				1- 0				
11- 2		0- 1		0- 0				NON-CONFERENCE				4- 0				2- 1				5- 0				
4- 0		0- 0		0- 0				HOME				0- 0				0- 0				4- 0				
3- 1		0- 1		0- 0				AWAY				1- 0				2- 0				0- 0				
4- 1		0- 0		0- 0				NEUTRAL				3- 0				0- 1				1- 0				
5- 9		1- 6		3- 1				CONFERENCE				0- 2				1- 0				0- 0				
4- 3		1- 3		2- 0				HOME				0- 0				1- 0				0- 0				
1- 6		0- 3		1- 1				AWAY				0- 2				0- 0				0- 0				
0- 0		0- 0		0- 0				NEUTRAL				0- 0				0- 0				0- 0				
RPI	S	Opponent		Score		RPI	S	Opponent		Score		RPI	S	Opponent		Score		RPI	S	Opponent		Score		
1	A	Stanford		1	3	35	A	California		3	2	55	A	Loyola Marymount		3	1	107	N	Wyoming		2	3	
1	H	Stanford		1	3	35	H	California		3	0	57	N	Idaho St.		3	2	120	H	Washington St.		3	1	
5	A	UCLA		0	3	43	A	Arizona		1	3	65	N	Fresno St.		3	0	129	A	UTEP		3	1	
5	H	UCLA		1	3	47	H	Oregon St.		3	0	71	N	Col. of Charleston		3	0	139	A	UC Irvine		3	2	
9	H	Oregon		0	3							77	A	Utah		0	3	166	H	Gonzaga		3	1	
10	A	Kansas		1	3							84	A	Colorado		2	3	195	H	Villanova		3	0	
12	A	Southern California		1	3													196	N	Colgate		3	0	
12	H	Southern California		3	0													264	H	UC Riverside		3	1	
																		285	H	Fla. Atlantic		3	0	
LAST 10 GAMES																								
5	H	UCLA		1	3	47	H	Oregon St.		3	0													
12	H	Southern California		3	0	77	A	Utah		0	3													
35	A	California		3	2	84	A	Colorado		2	3													
1	A	Stanford		1	3	12	A	Southern California		1	3													
9	H	Oregon		0	3	5	A	UCLA		0	3													

Non-Div. I Games:

Arizona St.

Average RPI Win:	137	WON-LOST RECORD	WINNING PCT. RANK	LAST 10 GAMES	STRENGTH OF SCHEDULE	OPP. STRENGTH OF SCHEDULE	TEAM RPI	ADJ RPI	CONF. RPI	ADJ CONF. RPI					
DIV. I ONLY		19- 8	.7037	53	7- 3	71	43	43	.60561	40	5	4			
DIV. I NON-CONF.		11- 4	.73333	64	1- 0	86	69	48	.59289	46	5	5			
<hr/>															
TOTALS	RPI 1-25	RPI 26-50		W-L RECORDS		RPI 51-100		RPI 101-150		RPI 150+					
19- 8	2- 3	2- 3		OVERALL		2- 2		3- 0		10- 0					
5- 2	1- 1	1- 1		HOME		0- 0		0- 0		3- 0					
8- 3	1- 1	0- 1		AWAY		1- 1		2- 0		4- 0					
6- 3	0- 1	1- 1		NEUTRAL		1- 1		1- 0		3- 0					
<hr/>															
11- 4	0- 2	1- 1		NON-CONFERENCE		1- 1		3- 0		6- 0					
1- 0	0- 0	0- 0		HOME		0- 0		0- 0		1- 0					
4- 1	0- 1	0- 0		AWAY		0- 0		2- 0		2- 0					
6- 3	0- 1	1- 1		NEUTRAL		1- 1		1- 0		3- 0					
<hr/>															
8- 4	2- 1	1- 2		CONFERENCE		1- 1		0- 0		4- 0					
4- 2	1- 1	1- 1		HOME		0- 0		0- 0		2- 0					
4- 2	1- 0	0- 1		AWAY		1- 1		0- 0		2- 0					
0- 0	0- 0	0- 0		NEUTRAL		0- 0		0- 0		0- 0					
<hr/>															
RPI S	Opponent	Score		RPI S	Opponent	Score		RPI S	Opponent	Score					
1 A	Stanford	0	3	31 A	Pepperdine	2	3	55 A	Loyola Marymount	0	3	138 A	UC Davis	3	2
15 H	BYU	3	2	31 H	Pepperdine	3	1	61 A	San Francisco	3	2	144 N	Montana St.	3	2
16 N	North Carolina	2	3	32 H	St. Mary's (CA)	0	3	77 N	Utah	3	2	149 A	Cal St. Fullerton	3	2
22 A	San Diego	3	2	45 N	San Diego St.	3	2	80 N	Pacific	2	3	151 A	Portland	3	1
22 H	San Diego	1	3	47 N	Oregon St.	1	3					151 H	Portland	3	1
												166 A	Gonzaga	3	0
												166 H	Gonzaga	3	1
												168 N	Loyola Chicago	3	0
												172 A	Saint Louis	3	0
												197 H	Sacramento St.	3	0
												216 N	Western Ill.	3	0
												267 N	Brown	3	0
												275 A	SIU Edwardsville	3	1
<hr/>															
LAST 10 GAMES															
151 H Portland						3	1	197 H Sacramento St.						3	0
61 A San Francisco						3	2	31 A Pepperdine						2	3
22 A San Diego						3	2	55 A Loyola Marymount						0	3
32 H St. Mary's (CA)						0	3	166 A Gonzaga						3	0
15 H BYU						3	2	151 A Portland						3	1

Non-Div. I Games:

Santa Clara



Average RPI Win: 139		WON-LOST RECORD		WINNING PCT. RANK		LAST 10 GAMES		STRENGTH OF SCHEDULE		OPP. STRENGTH OF SCHEDULE		TEAM RPI		ADJ RPI		CONF. RPI		ADJ CONF. RPI			
DIV. I ONLY		19- 7		.73077 44		5- 5		75		38		39		.60508 41		1		2			
DIV. I NON-CONF.		12- 0		1 1		0- 0		154		163		38		.62178 39		1		1			
TOTALS		RPI 1-25		RPI 26-50		W-L RECORDS		RPI 51-100		RPI 101-150		RPI 150+									
19- 7		1- 5		1- 2		OVERALL		4- 0		5- 0		8- 0									
9- 4		1- 2		0- 2		HOME		2- 0		2- 0		4- 0									
6- 3		0- 3		1- 0		AWAY		2- 0		3- 0		0- 0									
4- 0		0- 0		0- 0		NEUTRAL		0- 0		0- 0		4- 0									
12- 0		0- 0		0- 0		NON-CONFERENCE		3- 0		1- 0		8- 0									
6- 0		0- 0		0- 0		HOME		2- 0		0- 0		4- 0									
2- 0		0- 0		0- 0		AWAY		1- 0		1- 0		0- 0									
4- 0		0- 0		0- 0		NEUTRAL		0- 0		0- 0		4- 0									
7- 7		1- 5		1- 2		CONFERENCE		1- 0		4- 0		0- 0									
3- 4		1- 2		0- 2		HOME		0- 0		2- 0		0- 0									
4- 3		0- 3		1- 0		AWAY		1- 0		2- 0		0- 0									
0- 0		0- 0		0- 0		NEUTRAL		0- 0		0- 0		0- 0									
RPI	S	Opponent		Score		RPI	S	Opponent		Score		RPI	S	Opponent		Score					
4	A	Nebraska		0 3		28	A	Michigan		3 0		53	H	Georgia		3 0		106	A	Indiana	3 1
4	H	Nebraska		3 2		37	H	Illinois		2 3		58	A	Wisconsin		3 1		106	H	Indiana	3 0
6	A	Minnesota		2 3		48	H	Northwestern		1 3		62	H	IPFW		3 2		116	A	Iowa	3 0
19	A	Purdue		2 3								71	A	Col. of Charleston		3 1		116	H	Iowa	3 0
19	H	Purdue		2 3														117	A	Connecticut	3 0
23	H	Ohio St.		1 3														152	H	Albany (NY)	3 0
																		180	N	Fairfield	3 0
																		204	N	Presbyterian	3 0
																		205	H	Youngstown St.	3 1
																		217	N	Georgetown	3 0
																		262	H	Eastern Ky.	3 0
																		269	H	McNeese St.	3 0
																		307	N	Dartmouth	3 0
LAST 10 GAMES																					
		4 H Nebraska		3 2				28 A Michigan		3 0											
		116 H Iowa		3 0				37 H Illinois		2 3											
		19 A Purdue		2 3				48 H Northwestern		1 3											
		106 A Indiana		3 1				6 A Minnesota		2 3											
		23 H Ohio St.		1 3				58 A Wisconsin		3 1											

Non-Div. I Games:

Michigan St.

Average RPI Win:		157	WON-LOST RECORD		WINNING PCT. RANK		LAST 10 GAMES		STRENGTH OF SCHEDULE		OPP. STRENGTH OF SCHEDULE		TEAM RPI		ADJ RPI		CONF. RPI		ADJ CONF. RPI				
DIV. I ONLY			18- 7		.72 49		8- 2		76		92		45		.59976 42		10		10				
DIV. I NON-CONF.			7- 3		.7 75		1- 0		17		39		31		.64247 27		10		10				
TOTALS		RPI 1-25		RPI 26-50				W-L RECORDS				RPI 51-100				RPI 101-150				RPI 150+			
18- 7		1- 2		1- 3				OVERALL				4- 0				3- 2				9- 0			
6- 3		0- 2		1- 1				HOME				1- 0				1- 0				3- 0			
9- 3		1- 0		0- 2				AWAY				2- 0				1- 1				5- 0			
3- 1		0- 0		0- 0				NEUTRAL				1- 0				1- 1				1- 0			
7- 3		1- 2		1- 0				NON-CONFERENCE				1- 0				2- 1				2- 0			
1- 2		0- 2		1- 0				HOME				0- 0				0- 0				0- 0			
3- 0		1- 0		0- 0				AWAY				0- 0				1- 0				1- 0			
3- 1		0- 0		0- 0				NEUTRAL				1- 0				1- 1				1- 0			
11- 4		0- 0		0- 3				CONFERENCE				3- 0				1- 1				7- 0			
5- 1		0- 0		0- 1				HOME				1- 0				1- 0				3- 0			
6- 3		0- 0		0- 2				AWAY				2- 0				0- 1				4- 0			
0- 0		0- 0		0- 0				NEUTRAL				0- 0				0- 0				0- 0			
RPI	S	Opponent		Score		RPI	S	Opponent		Score		RPI	S	Opponent		Score		RPI	S	Opponent		Score	
15	H	BYU		2	3	33	A	Creighton		1	3	51	N	Auburn		3	1	103	A	Illinois St.		1	3
20	H	Tennessee		2	3	38	H	Colorado St.		3	1	76	A	Southern Ill.		3	1	103	H	Illinois St.		3	1
25	A	Oklahoma		3	1	46	A	UNI		1	3	76	H	Southern Ill.		3	0	104	N	New Mexico St.		1	3
						46	H	UNI		0	3	86	A	Missouri St.		3	1	124	A	Northern Ill.		3	2
																		148	N	Texas St.		3	0
																		167	N	North Dakota St.		3	0
																		214	A	SMU		3	2
																		221	A	Evansville		3	1
																		221	H	Evansville		3	0
																		228	A	Bradley		3	1
																		228	H	Bradley		3	0
																		249	A	Drake		3	0
																		286	A	Indiana St.		3	2
																		286	H	Indiana St.		3	0
LAST 10 GAMES																							
						103	A	Illinois St.		1	3	76	A	Southern Ill.		3	1						
						286	A	Indiana St.		3	2	86	A	Missouri St.		3	1						
						228	H	Bradley		3	0	286	H	Indiana St.		3	0						
						46	H	UNI		0	3	103	H	Illinois St.		3	1						
						221	A	Evansville		3	1	25	A	Oklahoma		3	1						

Non-Div. I Games:

Wichita St.

Average RPI Win:	123	WON-LOST RECORD	WINNING PCT. RANK	LAST 10 GAMES	STRENGTH OF SCHEDULE	OPP. STRENGTH OF SCHEDULE	TEAM RPI	ADJ RPI	CONF. RPI	ADJ CONF. RPI					
Average RPI Loss:	25														
DIV. I ONLY		13- 12	.52	162	4- 6	14	24	44	.5994	43	2	1			
DIV. I NON-CONF.		8- 3	.72727	67	0- 0	95	112	61	.58284	62	2	2			
<hr/>															
TOTALS	RPI 1-25	RPI 26-50		W-L RECORDS		RPI 51-100		RPI 101-150		RPI 150+					
13- 12	1- 7	2- 3		OVERALL		3- 2		3- 0		4- 0					
10- 7	1- 4	2- 1		HOME		1- 2		2- 0		4- 0					
2- 5	0- 3	0- 2		AWAY		2- 0		0- 0		0- 0					
1- 0	0- 0	0- 0		NEUTRAL		0- 0		1- 0		0- 0					
<hr/>															
8- 3	0- 0	0- 1		NON-CONFERENCE		1- 2		3- 0		4- 0					
7- 2	0- 0	0- 0		HOME		1- 2		2- 0		4- 0					
0- 1	0- 0	0- 1		AWAY		0- 0		0- 0		0- 0					
1- 0	0- 0	0- 0		NEUTRAL		0- 0		1- 0		0- 0					
<hr/>															
5- 9	1- 7	2- 2		CONFERENCE		2- 0		0- 0		0- 0					
3- 5	1- 4	2- 1		HOME		0- 0		0- 0		0- 0					
2- 4	0- 3	0- 1		AWAY		2- 0		0- 0		0- 0					
0- 0	0- 0	0- 0		NEUTRAL		0- 0		0- 0		0- 0					
<hr/>															
RPI	S	Opponent	Score	RPI	S	Opponent	Score	RPI	S	Opponent	Score				
1	A	Stanford	0 <span>3</span>	31	A	Pepperdine	2 <span>3</span>	67	H	TCU	1 <span>3</span>	139	H	UC Irvine	3 0
1	H	Stanford	1 <span>3</span>	35	A	California	0 <span>3</span>	74	H	Cal St. Northridge	2 <span>3</span>	149	N	Cal St. Fullerton	3 0
5	A	UCLA	0 <span>3</span>	35	H	California	1 <span>3</span>	77	A	Utah	3 2	150	H	Utah Valley	3 0
5	H	UCLA	3 0	39	H	Arizona St.	3 1	84	A	Colorado	3 1	153	H	Boise St.	3 0
9	H	Oregon	0 <span>3</span>	47	H	Oregon St.	3 1	96	H	Lipscomb	3 0	178	H	American	3 0
12	A	Southern California	0 <span>3</span>									221	H	Evansville	3 0
12	H	Southern California	1 <span>3</span>									266	H	Iona	3 0
14	H	Washington	1 <span>3</span>												
<hr/>															
LAST 10 GAMES															
12 H Southern California 1 <span>3</span> 9 H Oregon 0 <span>3</span>															
5 H UCLA 3 0 84 A Colorado 3 1															
35 A California 0 <span>3</span> 77 A Utah 3 2															
1 A Stanford 0 <span>3</span> 5 A UCLA 0 <span>3</span>															
47 H Oregon St. 3 1 12 A Southern California 0 <span>3</span>															

Non-Div. I Games:

Arizona

Average RPI Win: 137		WON-LOST	WINNING	LAST 10	STRENGTH OF	OPP. STRENGTH	TEAM	ADJ	CONF.	ADJ CONF.													
Average RPI Loss: 47		RECORD	PCT. RANK	GAMES	SCHEDULE	OF SCHEDULE	RPI	RPI	RPI	RPI													
DIV. I ONLY		19- 7	.73077	44	80		52	42	.59874	44	6	6											
DIV. I NON-CONF.		10- 1	.90909	17	193		133	50	.58769	55	6	6											
<hr/>																							
TOTALS		RPI 1-25	RPI 26-50		W-L RECORDS		RPI 51-100		RPI 101-150		RPI 150+												
19- 7		1- 4	1- 0		OVERALL		6- 2		5- 1		6- 0												
14- 3		1- 2	0- 0		HOME		5- 1		4- 0		4- 0												
3- 4		0- 2	1- 0		AWAY		1- 1		1- 1		0- 0												
2- 0		0- 0	0- 0		NEUTRAL		0- 0		0- 0		2- 0												
<hr/>																							
10- 1		0- 0	0- 0		NON-CONFERENCE		2- 1		2- 0		6- 0												
7- 1		0- 0	0- 0		HOME		1- 1		2- 0		4- 0												
1- 0		0- 0	0- 0		AWAY		1- 0		0- 0		0- 0												
2- 0		0- 0	0- 0		NEUTRAL		0- 0		0- 0		2- 0												
<hr/>																							
9- 6		1- 4	1- 0		CONFERENCE		4- 1		3- 1		0- 0												
7- 2		1- 2	0- 0		HOME		4- 0		2- 0		0- 0												
2- 4		0- 2	1- 0		AWAY		0- 1		1- 1		0- 0												
0- 0		0- 0	0- 0		NEUTRAL		0- 0		0- 0		0- 0												
<hr/>																							
RPI S	Opponent	Score		RPI S	Opponent	Score		RPI S	Opponent	Score		RPI S	Opponent	Score									
8 A	Florida St.	0	3	50 A	Virginia Tech	3	1	54 H	Clemson	3	1	126 H	Central Mich.	3	1								
8 H	Florida St.	0	3					56 H	Ohio	3	0	127 H	South Fla.	3	1								
16 H	North Carolina	3	1					66 A	Duke	2	3	128 H	Boston College	3	0								
18 A	Miami (FL)	1	3					66 H	Duke	3	1	133 A	Virginia	3	1								
18 H	Miami (FL)	1	3					69 H	VCU	2	3	141 A	Wake Forest	2	3								
								71 A	Col. of Charleston	3	1	141 H	Wake Forest	3	0								
								79 H	Georgia Tech	3	2	197 N	Sacramento St.	3	0								
								82 H	Maryland	3	0	224 H	Kent St.	3	0								
												232 H	UNC Wilmington	3	2								
												244 N	Jacksonville	3	0								
												271 H	Western Caro.	3	0								
												308 H	Campbell	3	0								
<hr/>																							
				LAST 10 GAMES																			
18 H Miami (FL)				1				3				128 H Boston College				3				0			
8 H Florida St.				0				3				133 A Virginia				3				1			
66 A Duke				2				3				50 A Virginia Tech				3				1			
141 A Wake Forest				2				3				8 A Florida St.				0				3			
82 H Maryland				3				0				18 A Miami (FL)				1				3			

Non-Div. I Games:

North Carolina St.

Average RPI Win:		127	WON-LOST RECORD		WINNING PCT. RANK		LAST 10 GAMES		STRENGTH OF SCHEDULE		OPP. STRENGTH OF SCHEDULE		TEAM RPI		ADJ RPI		CONF. RPI		ADJ CONF. RPI				
DIV. I ONLY			18- 7		.72 49		9- 1		63		66		41		.59658 45		7 7						
DIV. I NON-CONF.			9- 4		.69231 81		1- 0		107		44		71		.57998 69		8 8						
TOTALS		RPI 1-25		RPI 26-50		W-L RECORDS		RPI 51-100		RPI 101-150		RPI 150+											
18- 7		0- 2		2- 3		OVERALL		6- 0		5- 0		5- 2											
10- 0		0- 0		2- 0		HOME		4- 0		1- 0		3- 0											
6- 4		0- 1		0- 1		AWAY		2- 0		3- 0		1- 2											
2- 3		0- 1		0- 2		NEUTRAL		0- 0		1- 0		1- 0											
9- 4		0- 2		1- 2		NON-CONFERENCE		1- 0		3- 0		4- 0											
5- 0		0- 0		1- 0		HOME		1- 0		0- 0		3- 0											
2- 1		0- 1		0- 0		AWAY		0- 0		2- 0		0- 0											
2- 3		0- 1		0- 2		NEUTRAL		0- 0		1- 0		1- 0											
9- 3		0- 0		1- 1		CONFERENCE		5- 0		2- 0		1- 2											
5- 0		0- 0		1- 0		HOME		3- 0		1- 0		0- 0											
4- 3		0- 0		0- 1		AWAY		2- 0		1- 0		1- 2											
0- 0		0- 0		0- 0		NEUTRAL		0- 0		0- 0		0- 0											
RPI	S	Opponent		Score		RPI	S	Opponent		Score		RPI	S	Opponent		Score							
5	N	UCLA		0	3	35	H	California		3	2	65	A	Fresno St.		3	1	107	A	Wyoming	3	2	
21	A	Hawaii		1	3	38	A	Colorado St.		0	3	65	H	Fresno St.		3	2	107	H	Wyoming	3	1	
						38	H	Colorado St.		3	1	75	A	UNLV		3	1	131	N	Idaho	3	2	
						40	N	Santa Clara		2	3	75	H	UNLV		3	2	139	A	UC Irvine	3	0	
						47	N	Oregon St.		1	3	93	H	New Mexico		3	2	149	A	Cal St. Fullerton	3	1	
												99	H	Utah St.		3	1	153	A	Boise St.	1	3	
																		155	H	Delaware	3	0	
																		175	A	Air Force	3	2	
																		227	A	Nevada	2	3	
																		229	H	Montana	3	0	
																		267	N	Brown	3	0	
																		283	H	Sacred Heart	3	0	
LAST 10 GAMES																							
						65	A	Fresno St.		3	1	139	A	UC Irvine		3	0						
						75	A	UNLV		3	1	175	A	Air Force		3	2						
						107	H	Wyoming		3	1	153	A	Boise St.		1	3						
						38	H	Colorado St.		3	1	75	H	UNLV		3	2						
						93	H	New Mexico		3	2	65	H	Fresno St.		3	2						

Non-Div. I Games:

San Diego St.

UNI

Average RPI Win:		146	WON-LOST RECORD		WINNING PCT. RANK		LAST 10 GAMES		STRENGTH OF SCHEDULE		OPP. STRENGTH OF SCHEDULE		TEAM RPI		ADJ RPI		CONF. RPI		ADJ CONF. RPI	
DIV. I ONLY			21- 8		.72414 47		8- 2		92		65		47		.59357 46		10		10	
DIV. I NON-CONF.			9- 5		.64286 98		1- 0		69		24		53		.58923 53		10		10	
TOTALS		RPI 1-25		RPI 26-50		W-L RECORDS		RPI 51-100		RPI 101-150		RPI 150+								
21- 8		0- 2		3- 4		OVERALL		3- 1		7- 1		8- 0								
9- 1		0- 0		1- 1		HOME		2- 0		3- 0		3- 0								
6- 5		0- 2		2- 2		AWAY		0- 1		1- 0		3- 0								
6- 2		0- 0		0- 1		NEUTRAL		1- 0		3- 1		2- 0								
9- 5		0- 2		1- 2		NON-CONFERENCE		1- 0		5- 1		2- 0								
2- 0		0- 0		0- 0		HOME		0- 0		2- 0		0- 0								
1- 3		0- 2		1- 1		AWAY		0- 0		0- 0		0- 0								
6- 2		0- 0		0- 1		NEUTRAL		1- 0		3- 1		2- 0								
12- 3		0- 0		2- 2		CONFERENCE		2- 1		2- 0		6- 0								
7- 1		0- 0		1- 1		HOME		2- 0		1- 0		3- 0								
5- 2		0- 0		1- 1		AWAY		0- 1		1- 0		3- 0								
0- 0		0- 0		0- 0		NEUTRAL		0- 0		0- 0		0- 0								
RPI	S	Opponent		Score		RPI	S	Opponent		Score		RPI	S	Opponent		Score				
12	A	Southern California		0	3	28	A	Iowa St.		1	3	60	N	Long Beach St.		3	1			
19	A	Purdue		0	3	28	N	Michigan		1	3	76	H	Southern Ill.		3	0			
						33	A	Creighton		1	3	86	A	Missouri St.		1	3			
						33	H	Creighton		2	3	86	H	Missouri St.		3	0			
						36	A	Marquette		3	2									
						42	A	Wichita St.		3	0									
						42	H	Wichita St.		3	1									

Non-Div. I Games:

UNI

Average RPI Win:	114	WON-LOST	WINNING	LAST 10	STRENGTH OF	OPP. STRENGTH	TEAM	ADJ	CONF.	ADJ CONF.	
Average RPI Loss:	29	RECORD	PCT. RANK	GAMES	SCHEDULE	OF SCHEDULE	RPI	RPI	RPI	RPI	
DIV. I ONLY		13- 13	.5 170	1- 9	16	16	50	.5929 47	2	1	
DIV. I NON-CONF.		10- 2	.83333 34	0- 0	25	41	12	.66803 13	2	2	
<hr/>											
TOTALS	RPI 1-25	RPI 26-50		W-L RECORDS	RPI 51-100		RPI 101-150		RPI 150+		
13- 13	1- 7	2- 4		OVERALL	2- 2		5- 0		3- 0		
3- 3	0- 2	0- 1		HOME	2- 0		1- 0		0- 0		
2- 9	0- 4	0- 3		AWAY	0- 2		2- 0		0- 0		
8- 1	1- 1	2- 0		NEUTRAL	0- 0		2- 0		3- 0		
<hr/>											
10- 2	1- 2	2- 0		NON-CONFERENCE	0- 0		4- 0		3- 0		
0- 0	0- 0	0- 0		HOME	0- 0		0- 0		0- 0		
2- 1	0- 1	0- 0		AWAY	0- 0		2- 0		0- 0		
8- 1	1- 1	2- 0		NEUTRAL	0- 0		2- 0		3- 0		
<hr/>											
3- 11	0- 5	0- 4		CONFERENCE	2- 2		1- 0		0- 0		
3- 3	0- 2	0- 1		HOME	2- 0		1- 0		0- 0		
0- 8	0- 3	0- 3		AWAY	0- 2		0- 0		0- 0		
0- 0	0- 0	0- 0		NEUTRAL	0- 0		0- 0		0- 0		
<hr/>											
RPI S	Opponent	Score	RPI S	Opponent	Score	RPI S	Opponent	Score	RPI S	Opponent	Score
1 A	Stanford	0 3	35 A	California	0 3	77 A	Utah	1 3	103 A	Illinois St.	3 2
1 H	Stanford	0 3	35 H	California	1 3	77 H	Utah	3 1	119 N	Oakland	3 0
3 N	Penn St.	3 2	39 A	Arizona St.	0 3	84 A	Colorado	1 3	120 H	Washington St.	3 1
5 A	UCLA	0 3	40 N	Santa Clara	3 1	84 H	Colorado	3 1	139 N	UC Irvine	3 1
9 A	Oregon	0 3	43 A	Arizona	1 3				149 A	Cal St. Fullerton	3 0
11 A	Kansas St.	2 3	45 N	San Diego St.	3 1				169 N	Ill.-Chicago	3 0
14 H	Washington	0 3							204 N	Presbyterian	3 0
18 N	Miami (FL)	1 3							226 N	DePaul	3 2
<hr/>											
LAST 10 GAMES											
35 H California					1 3	39 A Arizona St.					0 3
1 H Stanford					0 3	120 H Washington St.					3 1
84 A Colorado					1 3	14 H Washington					0 3
77 A Utah					1 3	1 A Stanford					0 3
43 A Arizona					1 3	35 A California					0 3

Non-Div. I Games:

Oregon St.

Average RPI Win:		119	WON-LOST RECORD		WINNING PCT. RANK		LAST 10 GAMES		STRENGTH OF SCHEDULE		OPP. STRENGTH OF SCHEDULE		TEAM RPI		ADJ RPI		CONF. RPI		ADJ CONF. RPI				
DIV. I ONLY			15- 10		.6 111		3- 7		45		29		46		.59287 48		1		2				
DIV. I NON-CONF.			11- 0		1 1		0- 0		101		78		19		.65359 20		1		1				
TOTALS		RPI 1-25		RPI 26-50		W-L RECORDS		RPI 51-100		RPI 101-150		RPI 150+											
15- 10		0- 6		2- 2		OVERALL		5- 1		3- 1		5- 0											
4- 6		0- 4		0- 0		HOME		1- 1		1- 1		2- 0											
6- 4		0- 2		2- 2		AWAY		2- 0		2- 0		0- 0											
5- 0		0- 0		0- 0		NEUTRAL		2- 0		0- 0		3- 0											
11- 0		0- 0		1- 0		NON-CONFERENCE		4- 0		1- 0		5- 0											
3- 0		0- 0		0- 0		HOME		1- 0		0- 0		2- 0											
3- 0		0- 0		1- 0		AWAY		1- 0		1- 0		0- 0											
5- 0		0- 0		0- 0		NEUTRAL		2- 0		0- 0		3- 0											
4- 10		0- 6		1- 2		CONFERENCE		1- 1		2- 1		0- 0											
1- 6		0- 4		0- 0		HOME		0- 1		1- 1		0- 0											
3- 4		0- 2		1- 2		AWAY		1- 0		1- 0		0- 0											
0- 0		0- 0		0- 0		NEUTRAL		0- 0		0- 0		0- 0											
RPI	S	Opponent		Score		RPI	S	Opponent		Score		RPI	S	Opponent		Score							
3	H	Penn St.		0 3		28	A	Michigan		0 3		58	A	Wisconsin		3 2		104	A	New Mexico St.		3 1	
6	A	Minnesota		0 3		36	A	Marquette		3 1		58	H	Wisconsin		1 3		106	A	Indiana		3 1	
6	H	Minnesota		1 3		37	A	Illinois		2 3		59	N	Bowling Green		3 1		106	H	Indiana		0 3	
19	A	Purdue		1 3		41	A	Michigan St.		3 1		64	A	Yale		3 1		116	H	Iowa		3 0	
19	H	Purdue		0 3								73	H	Western Mich.		3 1		155	H	Delaware		3 0	
23	H	Ohio St.		0 3								85	N	Cincinnati		3 1		172	H	Saint Louis		3 0	
																		195	N	Villanova		3 1	
																		249	N	Drake		3 0	
																		267	N	Brown		3 0	
LAST 10 GAMES																							
						19	H	Purdue		0 3		37	A	Illinois		2 3							
						106	H	Indiana		0 3		28	A	Michigan		0 3							
						58	A	Wisconsin		3 2		41	A	Michigan St.		3 1							
						6	A	Minnesota		0 3		23	H	Ohio St.		0 3							
						116	H	Iowa		3 0		3	H	Penn St.		0 3							

Non-Div. I Games:

Northwestern



Average RPI Win:		167	WON-LOST RECORD		WINNING PCT. RANK		LAST 10 GAMES		STRENGTH OF SCHEDULE		OPP. STRENGTH OF SCHEDULE		TEAM RPI		ADJ RPI		CONF. RPI		ADJ CONF. RPI				
DIV. I ONLY			17- 9		.65385 92		4- 6		55		60		48		.59072 49		3		3				
DIV. I NON-CONF.			13- 2		.86667 27		0- 0		180		174		65		.58031 67		3		3				
TOTALS		RPI 1-25		RPI 26-50		W-L RECORDS		RPI 51-100		RPI 101-150		RPI 150+											
17- 9		1- 7		1- 1		OVERALL		4- 0		3- 1		8- 0											
8- 2		1- 2		0- 0		HOME		3- 0		1- 0		3- 0											
2- 7		0- 5		0- 1		AWAY		0- 0		0- 1		2- 0											
7- 0		0- 0		1- 0		NEUTRAL		1- 0		2- 0		3- 0											
13- 2		0- 1		1- 0		NON-CONFERENCE		2- 0		3- 1		7- 0											
4- 0		0- 0		0- 0		HOME		1- 0		1- 0		2- 0											
2- 2		0- 1		0- 0		AWAY		0- 0		0- 1		2- 0											
7- 0		0- 0		1- 0		NEUTRAL		1- 0		2- 0		3- 0											
4- 7		1- 6		0- 1		CONFERENCE		2- 0		0- 0		1- 0											
4- 2		1- 2		0- 0		HOME		2- 0		0- 0		1- 0											
0- 5		0- 4		0- 1		AWAY		0- 0		0- 0		0- 0											
0- 0		0- 0		0- 0		NEUTRAL		0- 0		0- 0		0- 0											
RPI	S	Opponent		Score		RPI	S	Opponent		Score		RPI	S	Opponent		Score							
2	A	Texas		1 3		28	A	Iowa St.		1 3		61	N	San Francisco		3 1							
2	H	Texas		0 3		35	N	California		3 0		67	H	TCU		3 2							
10	A	Kansas		2 3								98	H	Texas Tech		3 1							
10	H	Kansas		3 1								100	H	A&M-Corpus Christi		3 0							
11	A	Kansas St.		1 3										118		N	Arkansas St.	3 1					
11	H	Kansas St.		1 3										121		A	North Texas	0 3					
21	A	Hawaii		0 3										129		N	UTEP	3 0					
25	A	Oklahoma		0 3										148		H	Texas St.	3 0					
														184		H	West Virginia	3 0					
														227		H	Nevada	3 1					
														255		N	Binghamton	3 2					
														261		N	Hampton	3 2					
														269		A	McNeese St.	3 1					
														280		A	Tulane	3 0					
														280		H	Tulane	3 1					
														322		N	Bethune-Cookman	3 0					
LAST 10 GAMES																							
10 H Kansas						3 1						25 A Oklahoma						0 3					
11 A Kansas St.						1 3						98 H Texas Tech						3 1					
2 A Texas						1 3						10 A Kansas						2 3					
184 H West Virginia						3 0						11 H Kansas St.						1 3					
67 H TCU						3 2						2 H Texas						0 3					

**Non-Div. I Games:**

Baylor

Average RPI Win: 128		WON-LOST	WINNING	LAST 10	STRENGTH OF		OPP. STRENGTH	TEAM	ADJ	CONF.	ADJ CONF.
Average RPI Loss: 47		RECORD	PCT. RANK	GAMES	SCHEDULE		OF SCHEDULE	RPI	RPI	RPI	RPI
DIV. I ONLY		14- 11	.56	137	3- 7		26	56	51	.58945	50
DIV. I NON-CONF.		7- 3	.7	75	0- 0		73	109	58	.58511	57
TOTALS		RPI 1-25	RPI 26-50		W-L RECORDS		RPI 51-100		RPI 101-150		RPI 150+
14- 11		1- 4	0- 2		OVERALL		5- 4		4- 0		4- 1
7- 4		1- 2	0- 1		HOME		3- 1		1- 0		2- 0
3- 6		0- 2	0- 0		AWAY		1- 3		2- 0		0- 1
4- 1		0- 0	0- 1		NEUTRAL		1- 0		1- 0		2- 0
7- 3		0- 0	0- 1		NON-CONFERENCE		2- 1		1- 0		4- 1
3- 0		0- 0	0- 0		HOME		1- 0		0- 0		2- 0
0- 2		0- 0	0- 0		AWAY		0- 1		0- 0		0- 1
4- 1		0- 0	0- 1		NEUTRAL		1- 0		1- 0		2- 0
7- 8		1- 4	0- 1		CONFERENCE		3- 3		3- 0		0- 0
4- 4		1- 2	0- 1		HOME		2- 1		1- 0		0- 0
3- 4		0- 2	0- 0		AWAY		1- 2		2- 0		0- 0
0- 0		0- 0	0- 0		NEUTRAL		0- 0		0- 0		0- 0
RPI S	Opponent	Score	RPI S	Opponent	Score	RPI S	Opponent	Score	RPI S	Opponent	Score
8 A	Florida St.	0 3	28 N	Michigan	2 3	52 A	Missouri	1 3	128 A	Boston College	3 0
8 H	Florida St.	2 3	44 H	North Carolina St.	1 3	54 A	Clemson	0 3	133 A	Virginia	3 0
16 H	North Carolina	0 3				54 H	Clemson	2 3	134 N	Liberty	3 1
18 A	Miami (FL)	0 3				55 N	Loyola Marymount	3 2	141 H	Wake Forest	3 1
18 H	Miami (FL)	3 0				66 H	Duke	3 1	159 A	High Point	1 3
						78 H	Towson	3 0	170 H	Middle Tenn.	3 1
						79 A	Georgia Tech	1 3	188 N	Nicholls St.	3 0
						79 H	Georgia Tech	3 1	246 H	Harvard	3 0
						82 A	Maryland	3 2	273 N	George Mason	3 0
LAST 10 GAMES											
79 H	Georgia Tech	3 1	141 H	Wake Forest	3 1						
54 H	Clemson	2 3	16 H	North Carolina	0 3						
8 A	Florida St.	0 3	44 H	North Carolina St.	1 3						
18 A	Miami (FL)	0 3	54 A	Clemson	0 3						
66 H	Duke	3 1	79 A	Georgia Tech	1 3						

Non-Div. I Games:

Virginia Tech

Average RPI Win: 138		WON-LOST RECORD		WINNING PCT. RANK		LAST 10 GAMES		STRENGTH OF SCHEDULE		OPP. STRENGTH OF SCHEDULE		TEAM RPI		ADJ RPI		CONF. RPI		ADJ CONF. RPI	
DIV. I ONLY		17- 8		.68 70		5- 5		74		51		49		.58757 51		4		5	
DIV. I NON-CONF.		9- 1		.9 20		0- 0		81		152		35		.62458 37		4		4	
TOTALS		RPI 1-25		RPI 26-50		W-L RECORDS		RPI 51-100		RPI 101-150		RPI 150+							
17- 8		0- 3		1- 2		OVERALL		4- 3		5- 0		7- 0							
8- 2		0- 0		1- 0		HOME		3- 2		1- 0		3- 0							
6- 5		0- 3		0- 1		AWAY		1- 1		2- 0		3- 0							
3- 1		0- 0		0- 1		NEUTRAL		0- 0		2- 0		1- 0							
9- 1		0- 0		0- 1		NON-CONFERENCE		1- 0		3- 0		5- 0							
3- 0		0- 0		0- 0		HOME		1- 0		0- 0		2- 0							
3- 0		0- 0		0- 0		AWAY		0- 0		1- 0		2- 0							
3- 1		0- 0		0- 1		NEUTRAL		0- 0		2- 0		1- 0							
8- 7		0- 3		1- 1		CONFERENCE		3- 3		2- 0		2- 0							
5- 2		0- 0		1- 0		HOME		2- 2		1- 0		1- 0							
3- 5		0- 3		0- 1		AWAY		1- 1		1- 0		1- 0							
0- 0		0- 0		0- 0		NEUTRAL		0- 0		0- 0		0- 0							
RPI S	Opponent	Score		RPI S	Opponent	Score		RPI S	Opponent	Score		RPI S	Opponent	Score					
13 A	Florida	0 3		26 A	Arkansas	0 3		52 H	Missouri	2 3		102 A	Ole Miss	3 0					
17 A	Kentucky	1 3		26 H	Arkansas	3 2		53 A	Georgia	0 3		115 H	Alabama	3 1					
24 A	Texas A&M	1 3		42 N	Wichita St.	1 3		53 H	Georgia	3 1		126 N	Central Mich.	3 2					
								70 H	LSU	1 3		130 A	Troy	3 0					
								87 H	Ga. Southern	3 1		148 N	Texas St.	3 0					
								95 A	South Carolina	3 0		159 H	High Point	3 0					
								95 H	South Carolina	3 1		173 A	Green Bay	3 0					
												182 A	Mississippi St.	3 0					
												182 H	Mississippi St.	3 0					
												209 H	Jacksonville St.	3 0					
												214 A	SMU	3 0					
												249 N	Drake	3 0					
				LAST 10 GAMES															
				53 H Georgia				70 H LSU				1 3							
				26 H Arkansas				13 A Florida				0 3							
				102 A Ole Miss				53 A Georgia				0 3							
				95 A South Carolina				182 H Mississippi St.				3 0							
				52 H Missouri				17 A Kentucky				1 3							

Non-Div. I Games:

Auburn

Average RPI Win: 134		WON-LOST RECORD		WINNING PCT. RANK		LAST 10 GAMES		STRENGTH OF SCHEDULE		OPP. STRENGTH OF SCHEDULE		TEAM RPI		ADJ RPI		CONF. RPI		ADJ CONF. RPI	
DIV. I ONLY		16- 8		.66667 80		5- 5		84		45		52		.58314 52		4		5	
DIV. I NON-CONF.		8- 2		.8 47		0- 0		164		125		78		.57179 80		4		4	
TOTALS		RPI 1-25		RPI 26-50		W-L RECORDS		RPI 51-100		RPI 101-150		RPI 150+							
16- 8		1- 3		1- 2		OVERALL		5- 2		3- 1		6- 0							
8- 2		1- 1		1- 1		HOME		2- 0		1- 0		3- 0							
4- 6		0- 2		0- 1		AWAY		3- 2		1- 1		0- 0							
4- 0		0- 0		0- 0		NEUTRAL		0- 0		1- 0		3- 0							
8- 2		0- 0		1- 1		NON-CONFERENCE		1- 1		1- 0		5- 0							
3- 1		0- 0		1- 1		HOME		0- 0		0- 0		2- 0							
1- 1		0- 0		0- 0		AWAY		1- 1		0- 0		0- 0							
4- 0		0- 0		0- 0		NEUTRAL		0- 0		1- 0		3- 0							
8- 6		1- 3		0- 1		CONFERENCE		4- 1		2- 1		1- 0							
5- 1		1- 1		0- 0		HOME		2- 0		1- 0		1- 0							
3- 5		0- 2		0- 1		AWAY		2- 1		1- 1		0- 0							
0- 0		0- 0		0- 0		NEUTRAL		0- 0		0- 0		0- 0							
RPI S	Opponent	Score		RPI S	Opponent	Score		RPI S	Opponent	Score		RPI S	Opponent	Score					
13 A	Florida	0	3	26 A	Arkansas	0	3	51 A	Auburn	3	2	102 A	Ole Miss	1	3				
20 A	Tennessee	2	3	28 H	Michigan	0	3	53 A	Georgia	0	3	102 H	Ole Miss	3	0				
20 H	Tennessee	3	2	50 H	Virginia Tech	3	1	53 H	Georgia	3	0	115 A	Alabama	3	1				
24 H	Texas A&M	1	3					70 A	LSU	3	1	146 N	Valparaiso	3	0				
								83 A	Morehead St.	2	3	174 H	North Florida	3	0				
								95 H	South Carolina	3	0	182 H	Mississippi St.	3	0				
								96 A	Lipscomb	3	0	188 H	Nicholls St.	3	0				
												199 N	Houston	3	0				
												279 N	Appalachian St.	3	0				
												327 N	Savannah St.	3	0				
				LAST 10 GAMES															
				95 H	South Carolina	3	0	182 H	Mississippi St.	3	0								
				26 A	Arkansas	0	3	115 A	Alabama	3	1								
				53 A	Georgia	0	3	20 A	Tennessee	2	3								
				51 A	Auburn	3	2	53 H	Georgia	3	0								
				102 A	Ole Miss	1	3	24 H	Texas A&M	1	3								

Non-Div. I Games:

Missouri

Average RPI Win:	133	WON-LOST RECORD	WINNING PCT. RANK	LAST 10 GAMES	STRENGTH OF SCHEDULE	OPP. STRENGTH OF SCHEDULE	TEAM RPI	ADJ RPI	CONF. RPI	ADJ CONF. RPI	
DIV. I ONLY		13- 11	.54167 148	5- 5	34	54	55	.57804 53	4	5	
DIV. I NON-CONF.		6- 4	.6 123	0- 1	44	99	66	.58159 64	4	4	
<hr/>											
TOTALS	RPI 1-25	RPI 26-50		W-L RECORDS	RPI 51-100		RPI 101-150		RPI 150+		
13- 11	0- 4	0- 2		OVERALL	4- 5		4- 0		5- 0		
7- 3	0- 1	0- 1		HOME	3- 1		3- 0		1- 0		
4- 7	0- 3	0- 1		AWAY	1- 3		1- 0		2- 0		
2- 1	0- 0	0- 0		NEUTRAL	0- 1		0- 0		2- 0		
<hr/>											
6- 4	0- 1	0- 1		NON-CONFERENCE	1- 2		1- 0		4- 0		
3- 1	0- 0	0- 0		HOME	1- 1		1- 0		1- 0		
1- 2	0- 1	0- 1		AWAY	0- 0		0- 0		1- 0		
2- 1	0- 0	0- 0		NEUTRAL	0- 1		0- 0		2- 0		
<hr/>											
7- 7	0- 3	0- 1		CONFERENCE	3- 3		3- 0		1- 0		
4- 2	0- 1	0- 1		HOME	2- 0		2- 0		0- 0		
3- 5	0- 2	0- 0		AWAY	1- 3		1- 0		1- 0		
0- 0	0- 0	0- 0		NEUTRAL	0- 0		0- 0		0- 0		
<hr/>											
RPI S	Opponent	Score	RPI S	Opponent	Score	RPI S	Opponent	Score	RPI S	Opponent	Score
8 A	Florida St.	1 3	26 H	Arkansas	0 3	51 A	Auburn	1 3	102 H	Ole Miss	3 2
13 A	Florida	0 3	41 A	Michigan St.	0 3	51 H	Auburn	3 0	115 A	Alabama	3 0
17 H	Kentucky	2 3				52 A	Missouri	0 3	115 H	Alabama	3 2
20 A	Tennessee	2 3				52 H	Missouri	3 0	130 H	Troy	3 0
						62 N	IPFW	1 3	152 N	Albany (NY)	3 1
						70 A	LSU	3 2	182 A	Mississippi St.	3 1
						79 H	Georgia Tech	1 3	192 N	FIU	3 0
						87 H	Ga. Southern	3 1	225 A	Florida A&M	3 0
						95 A	South Carolina	0 3	250 H	Georgia St.	3 0
<hr/>											
			LAST 10 GAMES								
			51 A Auburn 1 3			79 H Georgia Tech 1 3					
			13 A Florida 0 3			102 H Ole Miss 3 2					
			17 H Kentucky 2 3			51 H Auburn 3 0					
			52 H Missouri 3 0			20 A Tennessee 2 3					
			115 A Alabama 3 0			70 A LSU 3 2					

Non-Div. I Games:

Georgia

Average RPI Win:	156	WON-LOST RECORD	WINNING PCT. RANK	LAST 10 GAMES	STRENGTH OF SCHEDULE	OPP. STRENGTH OF SCHEDULE	TEAM RPI	ADJ RPI	CONF. RPI	ADJ CONF. RPI		
DIV. I ONLY		18- 8	.69231	56	8- 2	98	68	53	.57764	54	6	6
DIV. I NON-CONF.		9- 2	.81818	38	0- 0	141	233	70	.57632	74	6	6
<hr/>												
TOTALS	RPI 1-25	RPI 26-50		W-L RECORDS		RPI 51-100		RPI 101-150		RPI 150+		
18- 8	0- 3	2- 1		OVERALL		3- 3		6- 1		7- 0		
9- 3	0- 2	1- 0		HOME		1- 1		3- 0		4- 0		
6- 5	0- 1	1- 1		AWAY		2- 2		3- 1		0- 0		
3- 0	0- 0	0- 0		NEUTRAL		0- 0		0- 0		3- 0		
<hr/>												
9- 2	0- 0	0- 0		NON-CONFERENCE		1- 1		1- 1		7- 0		
6- 0	0- 0	0- 0		HOME		1- 0		1- 0		4- 0		
0- 2	0- 0	0- 0		AWAY		0- 1		0- 1		0- 0		
3- 0	0- 0	0- 0		NEUTRAL		0- 0		0- 0		3- 0		
<hr/>												
9- 6	0- 3	2- 1		CONFERENCE		2- 2		5- 0		0- 0		
3- 3	0- 2	1- 0		HOME		0- 1		2- 0		0- 0		
6- 3	0- 1	1- 1		AWAY		2- 1		3- 0		0- 0		
0- 0	0- 0	0- 0		NEUTRAL		0- 0		0- 0		0- 0		
<hr/>												
RPI S	Opponent	Score	RPI S	Opponent	Score	RPI S	Opponent	Score	RPI S	Opponent	Score	
8 H	Florida St.	0 3	44 A	North Carolina St.	1 3	66 A	Duke	3 2	101 A	Furman	1 3	
16 A	North Carolina	1 3	50 A	Virginia Tech	3 2	68 H	Xavier	3 0	128 A	Boston College	3 0	
18 H	Miami (FL)	2 3	50 H	Virginia Tech	3 0	79 A	Georgia Tech	0 3	128 H	Boston College	3 0	
						82 A	Maryland	3 2	133 A	Virginia	3 1	
						82 H	Maryland	0 3	133 H	Virginia	3 0	
						95 A	South Carolina	0 3	141 A	Wake Forest	3 0	
									143 H	East Tenn. St.	3 0	
									161 N	UAB	3 0	
									231 H	Charlotte	3 1	
									241 H	Chattanooga	3 0	
									242 H	Coastal Caro.	3 0	
									250 N	Georgia St.	3 0	
									256 N	Winthrop	3 0	
									298 H	South Carolina St.	3 0	
<hr/>												
LAST 10 GAMES												
133 A Virginia						3	1	18 H Miami (FL)	2	3		
50 A Virginia Tech						3	2	141 A Wake Forest	3	0		
82 A Maryland						3	2	66 A Duke	3	2		
128 A Boston College						3	0	50 H Virginia Tech	3	0		
8 H Florida St.						0	3	133 H Virginia	3	0		

Non-Div. I Games:

Clemson

Average RPI Win: 145		WON-LOST	WINNING	LAST 10	STRENGTH OF		OPP. STRENGTH	TEAM	ADJ	CONF.	ADJ CONF.
Average RPI Loss: 35		RECORD	PCT. RANK	GAMES	SCHEDULE		OF SCHEDULE	RPI	RPI	RPI	RPI
DIV. I ONLY		15- 11	.57692	122	5- 5		61	34	63	.57615	55
DIV. I NON-CONF.		9- 4	.69231	81	0- 0		88	54	60	.58434	59
TOTALS		RPI 1-25	RPI 26-50		W-L RECORDS		RPI 51-100		RPI 101-150		RPI 150+
15- 11	0- 5	3- 4		OVERALL		1- 2		2- 0		9- 0	
8- 6	0- 2	1- 2		HOME		0- 2		2- 0		5- 0	
5- 3	0- 2	2- 1		AWAY		0- 0		0- 0		3- 0	
2- 2	0- 1	0- 1		NEUTRAL		1- 0		0- 0		1- 0	
9- 4	0- 1	1- 2		NON-CONFERENCE		1- 1		2- 0		5- 0	
5- 2	0- 0	0- 1		HOME		0- 1		2- 0		3- 0	
2- 0	0- 0	1- 0		AWAY		0- 0		0- 0		1- 0	
2- 2	0- 1	0- 1		NEUTRAL		1- 0		0- 0		1- 0	
6- 7	0- 4	2- 2		CONFERENCE		0- 1		0- 0		4- 0	
3- 4	0- 2	1- 1		HOME		0- 1		0- 0		2- 0	
3- 3	0- 2	1- 1		AWAY		0- 0		0- 0		2- 0	
0- 0	0- 0	0- 0		NEUTRAL		0- 0		0- 0		0- 0	
RPI S	Opponent	Score	RPI S	Opponent	Score	RPI S	Opponent	Score	RPI S	Opponent	Score
10 N	Kansas	1 3	31 A	Pepperdine	2 3	61 H	San Francisco	2 3	117 H	Connecticut	3 0
15 A	BYU	0 3	32 A	St. Mary's (CA)	3 0	68 N	Xavier	3 1	139 H	UC Irvine	3 0
15 H	BYU	2 3	32 H	St. Mary's (CA)	1 3	92 H	UC Santa Barbara	0 3	151 A	Portland	3 0
22 A	San Diego	0 3	34 A	Notre Dame	3 1				151 H	Portland	3 0
22 H	San Diego	1 3	39 H	Arizona St.	1 3				159 A	High Point	3 1
			40 H	Santa Clara	3 0				166 A	Gonzaga	3 0
			50 N	Virginia Tech	2 3				166 H	Gonzaga	3 0
									196 H	Colgate	3 1
									215 H	CSU Bakersfield	3 0
									266 H	Iona	3 0
									273 N	George Mason	3 0
LAST 10 GAMES											
15 A	BYU	0 3	166 A	Gonzaga	3 0						
151 H	Portland	3 0	22 A	San Diego	0 3						
166 H	Gonzaga	3 0	40 H	Santa Clara	3 0						
31 A	Pepperdine	2 3	32 H	St. Mary's (CA)	1 3						
151 A	Portland	3 0	15 H	BYU	2 3						

Non-Div. I Games:

Loyola Marymount

Average RPI Win:		178	WON-LOST RECORD		WINNING PCT. RANK		LAST 10 GAMES		STRENGTH OF SCHEDULE		OPP. STRENGTH OF SCHEDULE		TEAM RPI		ADJ RPI		CONF. RPI		ADJ CONF. RPI	
DIV. I ONLY		17- 9		.65385 92		9- 1		88		81		66		.57429 56		11		11		
DIV. I NON-CONF.		5- 7		.41667 207		0- 0		29		31		91		.55968 89		11		11		
TOTALS		RPI 1-25		RPI 26-50		W-L RECORDS		RPI 51-100		RPI 101-150		RPI 150+								
17- 9		0- 3		0- 4		OVERALL		3- 1		3- 1		11- 0								
12- 2		0- 2		0- 0		HOME		3- 0		2- 0		7- 0								
5- 5		0- 1		0- 2		AWAY		0- 1		1- 1		4- 0								
0- 2		0- 0		0- 2		NEUTRAL		0- 0		0- 0		0- 0								
5- 7		0- 3		0- 4		NON-CONFERENCE		0- 0		1- 0		4- 0								
4- 2		0- 2		0- 0		HOME		0- 0		1- 0		3- 0								
1- 3		0- 1		0- 2		AWAY		0- 0		0- 0		1- 0								
0- 2		0- 0		0- 2		NEUTRAL		0- 0		0- 0		0- 0								
12- 2		0- 0		0- 0		CONFERENCE		3- 1		2- 1		7- 0								
8- 0		0- 0		0- 0		HOME		3- 0		1- 0		4- 0								
4- 2		0- 0		0- 0		AWAY		0- 1		1- 1		3- 0								
0- 0		0- 0		0- 0		NEUTRAL		0- 0		0- 0		0- 0								
RPI	S	Opponent		Score		RPI	S	Opponent		Score		RPI	S	Opponent		Score				
9	H	Oregon		1	3	27	A	Dayton		1	3	59	A	Bowling Green		0	3			
16	A	North Carolina		2	3	31	N	Pepperdine		0	3	59	H	Bowling Green		3	0			
17	H	Kentucky		1	3	37	N	Illinois		1	3	73	H	Western Mich.		3	0			
						44	A	North Carolina St.		0	3	94	H	Eastern Mich.		3	0			
														124	H	Northern Ill.		3	1	
														126	A	Central Mich.		2	3	
														135	A	Ball St.		3	0	
														144	H	Montana St.		3	0	
														163	H	Akron		3	0	
														189	H	Belmont		3	0	
														202	A	UNC Greensboro		3	0	
														207	H	Niagara		3	0	
														211	A	Toledo		3	2	
														224	A	Kent St.		3	0	
														224	H	Kent St.		3	0	
														233	H	Buffalo		3	0	
														239	A	Miami (OH)		3	0	
														239	H	Miami (OH)		3	1	
														271	H	Western Caro.		3	0	
						LAST 10 GAMES														
						126	A	Central Mich.		2	3	124	H	Northern Ill.		3	1			
						224	A	Kent St.		3	0	135	A	Ball St.		3	0			
						59	H	Bowling Green		3	0	211	A	Toledo		3	2			
						239	H	Miami (OH)		3	1	233	H	Buffalo		3	0			
						73	H	Western Mich.		3	0	163	H	Akron		3	0			

Non-Div. I Games:

Ohio



Average RPI Win:	181	WON-LOST	WINNING	LAST 10	STRENGTH OF	OPP. STRENGTH	TEAM	ADJ	CONF.	ADJ CONF.	
Average RPI Loss:	98	RECORD	PCT. RANK	GAMES	SCHEDULE	OF SCHEDULE	RPI	RPI	RPI	RPI	
DIV. I ONLY	20- 5	.8	24	9- 1	150	154	54	.57421	57	16	16
DIV. I NON-CONF.	6- 3	.66667	90	0- 0	172	131	114	.53479	111	14	12
<hr/>											
TOTALS	RPI 1-25	RPI 26-50		W-L RECORDS		RPI 51-100		RPI 101-150		RPI 150+	
20- 5	0- 0	0- 1		OVERALL		5- 2		5- 1		10- 1	
9- 0	0- 0	0- 0		HOME		3- 0		2- 0		4- 0	
7- 3	0- 0	0- 0		AWAY		1- 1		3- 1		3- 1	
4- 2	0- 0	0- 1		NEUTRAL		1- 1		0- 0		3- 0	
<hr/>											
6- 3	0- 0	0- 1		NON-CONFERENCE		1- 1		2- 0		3- 1	
0- 0	0- 0	0- 0		HOME		0- 0		0- 0		0- 0	
2- 1	0- 0	0- 0		AWAY		0- 0		2- 0		0- 1	
4- 2	0- 0	0- 1		NEUTRAL		1- 1		0- 0		3- 0	
<hr/>											
14- 2	0- 0	0- 0		CONFERENCE		4- 1		3- 1		7- 0	
9- 0	0- 0	0- 0		HOME		3- 0		2- 0		4- 0	
5- 2	0- 0	0- 0		AWAY		1- 1		1- 1		3- 0	
0- 0	0- 0	0- 0		NEUTRAL		0- 0		0- 0		0- 0	
<hr/>											
RPI S	Opponent	Score	RPI S	Opponent	Score	RPI S	Opponent	Score	RPI S	Opponent	Score
			39 N	Arizona St.	2 3	65 N	Fresno St.	0 3	112 A	St. John's (NY)	3 1
						75 N	UNLV	3 1	129 A	UTEP	3 0
						81 H	Portland St.	3 0	136 A	North Dakota	3 0
						88 A	Northern Colo.	3 0	136 H	North Dakota	3 1
						88 H	Northern Colo.	3 2	144 A	Montana St.	2 3
						90 A	Northern Ariz.	1 3	144 H	Montana St.	3 0
						90 H	Northern Ariz.	3 1	151 A	Portland	2 3
									197 A	Sacramento St.	3 2
									218 N	Tennessee St.	3 0
									229 A	Montana	3 2
									229 H	Montana	3 0
									247 A	Southern Utah	3 1
									247 H	Southern Utah	3 0
									252 H	Weber St.	3 0
									289 H	Eastern Wash.	3 0
									313 N	Fairleigh Dickinson	3 0
									323 N	St. Francis (NY)	3 0
<hr/>											
			LAST 10 GAMES								
			144 H	Montana St.	3 0	247 A	Southern Utah	3 1			
			229 H	Montana	3 0	289 H	Eastern Wash.	3 0			
			88 A	Northern Colo.	3 0	81 H	Portland St.	3 0			
			136 A	North Dakota	3 0	197 A	Sacramento St.	3 2			
			90 A	Northern Ariz.	1 3	252 H	Weber St.	3 0			

Non-Div. I Games:

Idaho St.

Average RPI Win: 149		WON-LOST	WINNING	LAST 10	STRENGTH OF	OPP. STRENGTH	TEAM	ADJ	CONF.	ADJ CONF.		
Average RPI Loss: 30		RECORD	PCT. RANK	GAMES	SCHEDULE	OF SCHEDULE	RPI	RPI	RPI	RPI		
DIV. I ONLY		16- 11	.59259	116	3- 7	72	33	65	.573	58	1	2
DIV. I NON-CONF.		12- 1	.92308	12	0- 0	198	138	47	.5893	52	1	1
<hr/>												
TOTALS		RPI 1-25	RPI 26-50		W-L RECORDS		RPI 51-100		RPI 101-150		RPI 150+	
16- 11		0- 6	3- 4		OVERALL		3- 0		2- 1		8- 0	
5- 5		0- 2	2- 2		HOME		0- 0		0- 1		3- 0	
5- 5		0- 4	1- 1		AWAY		2- 0		2- 0		0- 0	
6- 1		0- 0	0- 1		NEUTRAL		1- 0		0- 0		5- 0	
12- 1		0- 0	0- 1		NON-CONFERENCE		3- 0		1- 0		8- 0	
3- 0		0- 0	0- 0		HOME		0- 0		0- 0		3- 0	
3- 0		0- 0	0- 0		AWAY		2- 0		1- 0		0- 0	
6- 1		0- 0	0- 1		NEUTRAL		1- 0		0- 0		5- 0	
4- 10		0- 6	3- 3		CONFERENCE		0- 0		1- 1		0- 0	
2- 5		0- 2	2- 2		HOME		0- 0		0- 1		0- 0	
2- 5		0- 4	1- 1		AWAY		0- 0		1- 0		0- 0	
0- 0		0- 0	0- 0		NEUTRAL		0- 0		0- 0		0- 0	
RPI	S	Opponent	Score	RPI	S	Opponent	Score	RPI	S	Opponent	Score	
3	A	Penn St.	0 3	28	H	Michigan	3 0	60	A	Long Beach St.	3 1	
3	H	Penn St.	0 3	33	N	Creighton	1 3	74	N	Cal St. Northridge	3 1	
4	A	Nebraska	0 3	37	A	Illinois	2 3	87	A	Ga. Southern	3 2	
6	A	Minnesota	0 3	37	H	Illinois	3 1					
23	A	Ohio St.	1 3	41	H	Michigan St.	1 3					
23	H	Ohio St.	1 3	48	A	Northwestern	3 1					
				48	H	Northwestern	2 3					

Non-Div. I Games:

Wisconsin

Average RPI Win:	160	WON-LOST RECORD	WINNING PCT. RANK	LAST 10 GAMES	STRENGTH OF SCHEDULE	OPP. STRENGTH OF SCHEDULE	TEAM RPI	ADJ RPI	CONF. RPI	ADJ CONF. RPI	
Average RPI Loss:	62										
DIV. I ONLY	17- 9	.65385	92	8- 2	81	89	59	.57283	59	11	11
DIV. I NON-CONF.	5- 7	.41667	207	1- 0	21	52	89	.55824	90	11	11
<hr/>											
TOTALS	RPI 1-25	RPI 26-50		W-L RECORDS	RPI 51-100		RPI 101-150		RPI 150+		
17- 9	0- 2	0- 2		OVERALL	4- 4		3- 1		10- 0		
8- 1	0- 0	0- 0		HOME	2- 0		1- 1		5- 0		
6- 4	0- 2	0- 1		AWAY	1- 1		2- 0		3- 0		
3- 4	0- 0	0- 1		NEUTRAL	1- 3		0- 0		2- 0		
<hr/>											
5- 7	0- 2	0- 2		NON-CONFERENCE	1- 3		2- 0		2- 0		
1- 0	0- 0	0- 0		HOME	0- 0		1- 0		0- 0		
1- 3	0- 2	0- 1		AWAY	0- 0		1- 0		0- 0		
3- 4	0- 0	0- 1		NEUTRAL	1- 3		0- 0		2- 0		
<hr/>											
12- 2	0- 0	0- 0		CONFERENCE	3- 1		1- 1		8- 0		
7- 1	0- 0	0- 0		HOME	2- 0		0- 1		5- 0		
5- 1	0- 0	0- 0		AWAY	1- 1		1- 0		3- 0		
0- 0	0- 0	0- 0		NEUTRAL	0- 0		0- 0		0- 0		
<hr/>											
RPI S	Opponent	Score		RPI S	Opponent	Score		RPI S	Opponent	Score	
15 A	BYU	0	3	36 A	Marquette	0	3	56 A	Ohio	0	3
19 A	Purdue	0	3	48 N	Northwestern	1	3	106 A	Indiana	3	1
								119 H	Oakland	3	2
								126 A	Central Mich.	3	2
								135 H	Ball St.	1	3
								161 N	UAB	3	1
								163 A	Akron	3	0
								163 H	Akron	3	1
								209 N	Jacksonville St.	3	1
								211 H	Toledo	3	1
								224 A	Kent St.	3	2
								224 H	Kent St.	3	0
								233 A	Buffalo	3	1
								233 H	Buffalo	3	2
								239 H	Miami (OH)	3	0
<hr/>											
				LAST 10 GAMES							
				163 H Akron		3	1	135 H Ball St.		1	3
				233 H Buffalo		3	2	126 A Central Mich.		3	2
				56 A Ohio		0	3	94 A Eastern Mich.		3	2
				224 A Kent St.		3	2	119 H Oakland		3	2
				211 H Toledo		3	1	73 H Western Mich.		3	2

Non-Div. I Games:

Bowling Green

Average RPI Win: 147		WON-LOST	WINNING	LAST 10	STRENGTH OF		OPP. STRENGTH	TEAM	ADJ	CONF.	ADJ CONF.
Average RPI Loss: 47		RECORD	PCT. RANK	GAMES	SCHEDULE		OF SCHEDULE	RPI	RPI	RPI	RPI
DIV. I ONLY		13- 11	.54167	148	35		75	60	.57267	60	9
DIV. I NON-CONF.		5- 6	.45455	186	19		35	81	.57453	75	7
TOTALS		RPI 1-25	RPI 26-50		W-L RECORDS		RPI 51-100		RPI 101-150		RPI 150+
13- 11	0- 6	0- 1		OVERALL		4- 3		5- 1		4- 0	
5- 4	0- 2	0- 0		HOME		2- 2		1- 0		2- 0	
5- 5	0- 3	0- 0		AWAY		1- 1		2- 1		2- 0	
3- 2	0- 1	0- 1		NEUTRAL		1- 0		2- 0		0- 0	
5- 6	0- 4	0- 1		NON-CONFERENCE		1- 1		2- 0		2- 0	
1- 2	0- 1	0- 0		HOME		0- 1		0- 0		1- 0	
1- 2	0- 2	0- 0		AWAY		0- 0		0- 0		1- 0	
3- 2	0- 1	0- 1		NEUTRAL		1- 0		2- 0		0- 0	
8- 5	0- 2	0- 0		CONFERENCE		3- 2		3- 1		2- 0	
4- 2	0- 1	0- 0		HOME		2- 1		1- 0		1- 0	
4- 3	0- 1	0- 0		AWAY		1- 1		2- 1		1- 0	
0- 0	0- 0	0- 0		NEUTRAL		0- 0		0- 0		0- 0	
RPI S	Opponent	Score		RPI S	Opponent	Score		RPI S	Opponent	Score	
14 A	Washington	0	3	46 N	UNI	1	3	58 H	Wisconsin	1	3
16 N	North Carolina	2	3					74 A	Cal St. Northridge	1	3
17 A	Kentucky	1	3					74 H	Cal St. Northridge	2	3
21 A	Hawaii	0	3					80 A	Pacific	3	1
21 H	Hawaii	1	3					80 H	Pacific	3	0
22 H	San Diego	0	3					92 H	UC Santa Barbara	3	0
								96 N	Lipscomb	3	0
				LAST 10 GAMES							
				138 A	UC Davis	3	1	149 A	Cal St. Fullerton	1	3
				80 A	Pacific	3	1	264 A	UC Riverside	3	1
				74 H	Cal St. Northridge	2	3	80 H	Pacific	3	0
				21 H	Hawaii	1	3	138 H	UC Davis	3	1
				139 A	UC Irvine	3	0	21 A	Hawaii	0	3

Non-Div. I Games:

Long Beach St.

Average RPI Win:		153	WON-LOST RECORD		WINNING PCT. RANK	LAST 10 GAMES		STRENGTH OF SCHEDULE		OPP. STRENGTH OF SCHEDULE	TEAM RPI	ADJ RPI	CONF. RPI	ADJ CONF. RPI							
Average RPI Loss:		32																			
DIV. I ONLY			14- 11			.56	137	4- 6		56	39	71	.57214	61	5	4					
DIV. I NON-CONF.			9- 4			.69231	81	0- 0		76	58	52	.59109	50	5	5					
TOTALS		RPI 1-25		RPI 26-50		W-L RECORDS		RPI 51-100		RPI 101-150		RPI 150+									
14- 11		0- 6		2- 4		OVERALL		2- 0		2- 1		8- 0									
6- 3		0- 2		1- 1		HOME		1- 0		1- 0		3- 0									
4- 7		0- 4		0- 2		AWAY		1- 0		1- 1		2- 0									
4- 1		0- 0		1- 1		NEUTRAL		0- 0		0- 0		3- 0									
9- 4		0- 2		2- 1		NON-CONFERENCE		1- 0		2- 1		4- 0									
4- 0		0- 0		1- 0		HOME		1- 0		1- 0		1- 0									
1- 3		0- 2		0- 0		AWAY		0- 0		1- 1		0- 0									
4- 1		0- 0		1- 1		NEUTRAL		0- 0		0- 0		3- 0									
5- 7		0- 4		0- 3		CONFERENCE		1- 0		0- 0		4- 0									
2- 3		0- 2		0- 1		HOME		0- 0		0- 0		2- 0									
3- 4		0- 2		0- 2		AWAY		1- 0		0- 0		2- 0									
0- 0		0- 0		0- 0		NEUTRAL		0- 0		0- 0		0- 0									
RPI	S	Opponent		Score		RPI	S	Opponent		Score		RPI	S	Opponent		Score					
1	A	Stanford		0	3	31	A	Pepperdine		1	3	55	A	Loyola Marymount		3	2				
15	A	BYU		1	3	32	A	St. Mary's (CA)		0	3	74	H	Cal St. Northridge		3	0				
15	H	BYU		1	3	35	H	California		3	0										
21	A	Hawaii		0	3	35	N	California		3	2										
22	A	San Diego		1	3	40	H	Santa Clara		2	3										
22	H	San Diego		2	3	49	N	Baylor		1	3										
						LAST 10 GAMES															
						166 H Gonzaga						3	0	15 A BYU						1	3
						40 H Santa Clara						2	3	31 A Pepperdine						1	3
						32 A St. Mary's (CA)						0	3	151 A Portland						3	0
						151 H Portland						3	0	166 A Gonzaga						3	2
						22 H San Diego						2	3	15 H BYU						1	3

Non-Div. I Games:

San Francisco

Average RPI Win:	176	WON-LOST	WINNING	LAST 10	STRENGTH OF	OPP. STRENGTH	TEAM	ADJ	CONF.	ADJ CONF.	
Average RPI Loss:	102	RECORD	PCT. RANK	GAMES	SCHEDULE	OF SCHEDULE	RPI	RPI	RPI	RPI	
DIV. I ONLY		22- 5	.81481 23	8- 2	194	104	62	.57196 62	12	12	
DIV. I NON-CONF.		11- 2	.84615 30	1- 0	234	77	82	.56945 81	15	14	
<hr/>											
TOTALS	RPI 1-25	RPI 26-50		W-L RECORDS		RPI 51-100		RPI 101-150		RPI 150+	
22- 5	0- 0	0- 1		OVERALL		2- 1		6- 3		14- 0	
11- 2	0- 0	0- 0		HOME		0- 1		4- 1		7- 0	
7- 3	0- 0	0- 1		AWAY		0- 0		2- 2		5- 0	
4- 0	0- 0	0- 0		NEUTRAL		2- 0		0- 0		2- 0	
<hr/>											
11- 2	0- 0	0- 1		NON-CONFERENCE		2- 1		2- 0		7- 0	
4- 1	0- 0	0- 0		HOME		0- 1		1- 0		3- 0	
3- 1	0- 0	0- 1		AWAY		0- 0		1- 0		2- 0	
4- 0	0- 0	0- 0		NEUTRAL		2- 0		0- 0		2- 0	
<hr/>											
11- 3	0- 0	0- 0		CONFERENCE		0- 0		4- 3		7- 0	
7- 1	0- 0	0- 0		HOME		0- 0		3- 1		4- 0	
4- 2	0- 0	0- 0		AWAY		0- 0		1- 2		3- 0	
0- 0	0- 0	0- 0		NEUTRAL		0- 0		0- 0		0- 0	
<hr/>											
RPI S	Opponent	Score	RPI S	Opponent	Score	RPI S	Opponent	Score	RPI S	Opponent	Score
			41 A	Michigan St.	2 3	53 N	Georgia	3 1	119 A	Oakland	2 3
						91 H	Cleveland St.	0 3	119 H	Oakland	1 3
						94 N	Eastern Mich.	3 0	125 H	IUPUI	3 1
									126 A	Central Mich.	3 1
									135 H	Ball St.	3 1
									140 A	South Dakota St.	2 3
									140 H	South Dakota St.	3 0
									141 A	UMKC	3 0
									141 H	UMKC	3 0
									152 N	Albany (NY)	3 0
									164 A	South Dakota	3 1
									164 H	South Dakota	3 2
									167 A	North Dakota St.	3 2
									167 H	North Dakota St.	3 2
									169 A	Ill.-Chicago	3 0
									211 A	Toledo	3 1
									216 H	Western Ill.	3 1
									219 N	Texas-Arlington	3 0
									224 H	Kent St.	3 0
									234 A	Neb. Omaha	3 2
									234 H	Neb. Omaha	3 0
									297 H	Murray St.	3 0
									302 H	Wright St.	3 0
<hr/>											
			LAST 10 GAMES								
			234 H	Neb. Omaha	3 0	211 A	Toledo	3 1			
			140 A	South Dakota St.	2 3	119 H	Oakland	1 3			
			167 A	North Dakota St.	3 2	216 H	Western Ill.	3 1			
			164 H	South Dakota	3 2	234 A	Neb. Omaha	3 2			
			141 H	UMKC	3 0	167 H	North Dakota St.	3 2			

Non-Div. I Games:

IPFW

Average RPI Win:	182	WON-LOST	WINNING	LAST 10	STRENGTH OF	OPP. STRENGTH	TEAM	ADJ	CONF.	ADJ CONF.		
Average RPI Loss:	52	RECORD	PCT. RANK	GAMES	SCHEDULE	OF SCHEDULE	RPI	RPI	RPI	RPI		
DIV. I ONLY		19- 9	.67857	74	8- 2	93	95	58	.57172	63	22	22
DIV. I NON-CONF.		7- 7	.5	157	0- 0	8	18	43	.60566	43	18	17
<hr/>												
TOTALS	RPI 1-25	RPI 26-50		W-L RECORDS		RPI 51-100		RPI 101-150		RPI 150+		
19- 9	0- 4	0- 3		OVERALL		3- 0		5- 1		11- 1		
6- 3	0- 2	0- 1		HOME		0- 0		1- 0		5- 0		
8- 5	0- 2	0- 1		AWAY		1- 0		2- 1		5- 1		
5- 1	0- 0	0- 1		NEUTRAL		2- 0		2- 0		1- 0		
7- 7	0- 4	0- 3		NON-CONFERENCE		3- 0		3- 0		1- 0		
0- 3	0- 2	0- 1		HOME		0- 0		0- 0		0- 0		
2- 3	0- 2	0- 1		AWAY		1- 0		1- 0		0- 0		
5- 1	0- 0	0- 1		NEUTRAL		2- 0		2- 0		1- 0		
12- 2	0- 0	0- 0		CONFERENCE		0- 0		2- 1		10- 1		
6- 0	0- 0	0- 0		HOME		0- 0		1- 0		5- 0		
6- 2	0- 0	0- 0		AWAY		0- 0		1- 1		5- 1		
0- 0	0- 0	0- 0		NEUTRAL		0- 0		0- 0		0- 0		
RPI	S	Opponent	Score	RPI	S	Opponent	Score	RPI	S	Opponent	Score	
6	H	Minnesota	0 3	26	A	Arkansas	0 3	73	N	Western Mich.	3 0	
10	A	Kansas	1 3	27	H	Dayton	0 3	86	N	Missouri St.	3 0	
11	H	Kansas St.	0 3	33	N	Creighton	1 3	88	A	Northern Colo.	3 2	
25	A	Oklahoma	2 3									
						</						

Non-Div. I Games:

Tulsa

Average RPI Win: 217		WON-LOST RECORD		WINNING PCT. RANK		LAST 10 GAMES		STRENGTH OF SCHEDULE		OPP. STRENGTH OF SCHEDULE		TEAM RPI		ADJ RPI		CONF. RPI		ADJ CONF. RPI									
DIV. I ONLY		16- 5		.7619 37		10- 0		135		168		68		.5712 64		23		23									
DIV. I NON-CONF.		4- 5		.44444 193		0- 0		55		50		108		.54082 106		21		22									
TOTALS		RPI 1-25		RPI 26-50		W-L RECORDS		RPI 51-100		RPI 101-150		RPI 150+															
16- 5		0- 2		0- 1		OVERALL		0- 2		0- 0		16- 0															
9- 2		0- 1		0- 1		HOME		0- 0		0- 0		9- 0															
7- 1		0- 1		0- 0		AWAY		0- 0		0- 0		7- 0															
0- 2		0- 0		0- 0		NEUTRAL		0- 2		0- 0		0- 0															
4- 5		0- 2		0- 1		NON-CONFERENCE		0- 2		0- 0		4- 0															
4- 2		0- 1		0- 1		HOME		0- 0		0- 0		4- 0															
0- 1		0- 1		0- 0		AWAY		0- 0		0- 0		0- 0															
0- 2		0- 0		0- 0		NEUTRAL		0- 2		0- 0		0- 0															
12- 0		0- 0		0- 0		CONFERENCE		0- 0		0- 0		12- 0															
5- 0		0- 0		0- 0		HOME		0- 0		0- 0		5- 0															
7- 0		0- 0		0- 0		AWAY		0- 0		0- 0		7- 0															
0- 0		0- 0		0- 0		NEUTRAL		0- 0		0- 0		0- 0															
RPI	S	Opponent		Score		RPI	S	Opponent		Score		RPI	S	Opponent		Score											
22	A	San Diego		0	3	48	H	Northwestern		1	3	65	N	Fresno St.		0	3	152	H	Albany (NY)	3	0					
24	H	Texas A&M		1	3							92	N	UC Santa Barbara		1	3	176	A	Columbia	3	0					
																		176	H	Columbia	3	1					
																		178	H	American	3	0					
																		179	A	Princeton	3	0					
																		179	H	Princeton	3	1					
																		181	A	Penn	3	1					
																		181	H	Penn	3	0					
																		195	H	Villanova	3	1					
																		236	H	Stony Brook	3	0					
																		246	A	Harvard	3	0					
																		267	A	Brown	3	1					
																		267	H	Brown	3	0					
																		276	A	Cornell	3	0					
																		276	H	Cornell	3	1					
																		307	A	Dartmouth	3	1					
						LAST 10 GAMES																					
						179 A Princeton						3	0	181 H Penn						3	0						
						181 A Penn						3	1	179 H Princeton						3	1						
						276 H Cornell						3	1	246 A Harvard						3	0						
						176 H Columbia						3	1	307 A Dartmouth						3	1						
						267 H Brown						3	0	176 A Columbia						3	0						

Non-Div. I Games:

Yale



Average RPI Win:	138	WON-LOST	WINNING	LAST 10	STRENGTH OF	OPP. STRENGTH	TEAM	ADJ	CONF.	ADJ CONF.	
Average RPI Loss:	93	RECORD	PCT. RANK	GAMES	SCHEDULE	OF SCHEDULE	RPI	RPI	RPI	RPI	
DIV. I ONLY	16- 9	.64	98	7- 3	64	94	56	.57075	65	7	7
DIV. I NON-CONF.	9- 5	.64286	98	2- 0	58	102	62	.57796	71	8	8
<hr/>											
TOTALS	RPI 1-25	RPI 26-50		W-L RECORDS		RPI 51-100		RPI 101-150		RPI 150+	
16- 9	0- 1	1- 3		OVERALL		6- 2		3- 1		6- 2	
6- 4	0- 0	1- 1		HOME		1- 1		2- 1		2- 1	
6- 3	0- 1	0- 1		AWAY		2- 0		1- 0		3- 1	
4- 2	0- 0	0- 1		NEUTRAL		3- 1		0- 0		1- 0	
<hr/>											
9- 5	0- 1	0- 1		NON-CONFERENCE		4- 1		2- 1		3- 1	
2- 2	0- 0	0- 0		HOME		0- 0		1- 1		1- 1	
3- 1	0- 1	0- 0		AWAY		1- 0		1- 0		1- 0	
4- 2	0- 0	0- 1		NEUTRAL		3- 1		0- 0		1- 0	
<hr/>											
7- 4	0- 0	1- 2		CONFERENCE		2- 1		1- 0		3- 1	
4- 2	0- 0	1- 1		HOME		1- 1		1- 0		1- 0	
3- 2	0- 0	0- 1		AWAY		1- 0		0- 0		2- 1	
0- 0	0- 0	0- 0		NEUTRAL		0- 0		0- 0		0- 0	
<hr/>											
RPI S	Opponent	Score		RPI S	Opponent	Score		RPI S	Opponent	Score	
22 A	San Diego	0	3	38 H	Colorado St.	3	2	107 H	Wyoming	3	2
				39 N	Arizona St.	0	3	129 A	UTEP	3	2
				45 A	San Diego St.	2	3	138 H	UC Davis	3	0
				45 H	San Diego St.	1	3	150 H	Utah Valley	2	3
								153 A	Boise St.	3	2
								175 A	Air Force	1	3
								197 H	Sacramento St.	2	3
								215 A	CSU Bakersfield	3	1
								215 H	CSU Bakersfield	3	0
								227 A	Nevada	3	0
								227 H	Nevada	3	0
								276 N	Cornell	3	0
<hr/>											
LAST 10 GAMES											
45 H San Diego St.				1	3	215 H CSU Bakersfield		3	0		
227 H Nevada				3	0	107 H Wyoming		3	2		
93 A New Mexico				3	2	38 H Colorado St.		3	2		
215 A CSU Bakersfield				3	1	227 A Nevada		3	0		
75 H UNLV				1	3	45 A San Diego St.		2	3		

**Non-Div. I Games:**

Fresno St.

Duke				Through Games Of Sunday, Nov. 4, 2012												
Average RPI Win:	150	WON-LOST RECORD	WINNING PCT. RANK	LAST 10 GAMES	STRENGTH OF SCHEDULE	OPP. STRENGTH OF SCHEDULE	TEAM RPI	ADJ RPI	CONF. RPI	ADJ CONF. RPI						
Average RPI Loss:	48															
DIV. I ONLY		14- 13	.51852	165	4- 6	29	64	64	.57021	66	6	6				
DIV. I NON-CONF.		9- 3	.75	59	0- 0	37	140	40	.61601	41	6	6				
<hr/>																
TOTALS		RPI 1-25		RPI 26-50		W-L RECORDS		RPI 51-100		RPI 101-150		RPI 150+				
14- 13		0- 5		1- 4		OVERALL		4- 2		3- 2		6- 0				
9- 4		0- 1		1- 0		HOME		3- 1		0- 2		5- 0				
2- 8		0- 4		0- 3		AWAY		0- 1		2- 0		0- 0				
3- 1		0- 0		0- 1		NEUTRAL		1- 0		1- 0		1- 0				
9- 3		0- 1		0- 2		NON-CONFERENCE		2- 0		1- 0		6- 0				
6- 0		0- 0		0- 0		HOME		1- 0		0- 0		5- 0				
0- 2		0- 1		0- 1		AWAY		0- 0		0- 0		0- 0				
3- 1		0- 0		0- 1		NEUTRAL		1- 0		1- 0		1- 0				
5- 10		0- 4		1- 2		CONFERENCE		2- 2		2- 2		0- 0				
3- 4		0- 1		1- 0		HOME		2- 1		0- 2		0- 0				
2- 6		0- 3		0- 2		AWAY		0- 1		2- 0		0- 0				
0- 0		0- 0		0- 0		NEUTRAL		0- 0		0- 0		0- 0				
RPI	S	Opponent	Score		RPI	S	Opponent	Score		RPI	S	Opponent	Score			
7	A	Louisville	0	3	28	A	Michigan	2	3	54	H	Clemson	2	3		
8	A	Florida St.	1	3	30	N	Western Ky.	1	3	79	H	Georgia Tech	3	2		
16	A	North Carolina	2	3	44	A	North Carolina St.	1	3	82	A	Maryland	2	3		
16	H	North Carolina	1	3	44	H	North Carolina St.	3	2	82	H	Maryland	3	0		
18	A	Miami (FL)	1	3	50	A	Virginia Tech	1	3	94	N	Eastern Mich.	3	1		
										97	H	Northeastern	3	1		
												109	N	Samford	3	1
												128	A	Boston College	3	2
												128	H	Boston College	0	3
												133	A	Virginia	3	1
												141	H	Wake Forest	1	3
												180	H	Fairfield	3	0
												191	N	Marshall	3	0
												201	H	William & Mary	3	0
												222	H	Milwaukee	3	0
												223	H	Elon	3	0
												318	H	East Carolina	3	0
<hr/>																
LAST 10 GAMES																
82 A Maryland 2 3 133 A Virginia 3 1																
128 A Boston College 3 2 141 H Wake Forest 1 3																
44 H North Carolina St. 3 2 79 H Georgia Tech 3 2																
16 H North Carolina 1 3 54 H Clemson 2 3																
50 A Virginia Tech 1 3 128 H Boston College 0 3																

Non-Div. I Games:

Duke

Average RPI Win: 181		WON-LOST	WINNING	LAST 10	STRENGTH OF	OPP. STRENGTH	TEAM	ADJ	CONF.	ADJ CONF.					
Average RPI Loss: 26		RECORD	PCT. RANK	GAMES	SCHEDULE	OF SCHEDULE	RPI	RPI	RPI	RPI					
DIV. I ONLY		13- 10	.56522	134	2- 8	53	49	67	.57002	67	3	3			
DIV. I NON-CONF.		11- 2	.84615	30	0- 0	145	122	45	.59167	48	3	3			
<hr/>															
TOTALS		RPI 1-25	RPI 26-50		W-L RECORDS		RPI 51-100		RPI 101-150		RPI 150+				
13- 10		0- 6	1- 3		OVERALL		3- 1		0- 0		9- 0				
7- 5		0- 4	0- 1		HOME		2- 0		0- 0		5- 0				
3- 4		0- 2	1- 2		AWAY		0- 0		0- 0		2- 0				
3- 1		0- 0	0- 0		NEUTRAL		1- 1		0- 0		2- 0				
11- 2		0- 1	1- 0		NON-CONFERENCE		2- 1		0- 0		8- 0				
6- 1		0- 1	0- 0		HOME		1- 0		0- 0		5- 0				
2- 0		0- 0	1- 0		AWAY		0- 0		0- 0		1- 0				
3- 1		0- 0	0- 0		NEUTRAL		1- 1		0- 0		2- 0				
2- 8		0- 5	0- 3		CONFERENCE		1- 0		0- 0		1- 0				
1- 4		0- 3	0- 1		HOME		1- 0		0- 0		0- 0				
1- 4		0- 2	0- 2		AWAY		0- 0		0- 0		1- 0				
0- 0		0- 0	0- 0		NEUTRAL		0- 0		0- 0		0- 0				
RPI	S	Opponent	Score	RPI	S	Opponent	Score	RPI	S	Opponent	Score				
2	A	Texas	0 3	28	A	Iowa St.	0 3	88	N	Northern Colo.	1 3	160	H	Army	3 1
2	H	Texas	0 3	28	H	Iowa St.	0 3	96	N	Lipscomb	3 0	184	A	West Virginia	3 2
10	A	Kansas	1 3	43	A	Arizona	3 1	98	H	Texas Tech	3 0	189	A	Belmont	3 0
11	H	Kansas St.	0 3	49	A	Baylor	2 3	100	H	A&M-Corpus Christi	3 0	208	H	Lehigh	3 0
12	H	Southern California	0 3									214	H	SMU	3 0
25	H	Oklahoma	0 3									219	H	Texas-Arlington	3 0
												266	N	Iona	3 1
												287	H	Prairie View	3 0
												293	N	Alabama A&M	3 0
<hr/>															
LAST 10 GAMES															
				2	H	Texas	0 3	25	H	Oklahoma	0 3				
				28	H	Iowa St.	0 3	2	A	Texas	0 3				
				10	A	Kansas	1 3	28	A	Iowa St.	0 3				
				49	A	Baylor	2 3	98	H	Texas Tech	3 0				
				11	H	Kansas St.	0 3	184	A	West Virginia	3 2				

Non-Div. I Games:

TCU

Average RPI Win:	189	WON-LOST RECORD	WINNING PCT. RANK	LAST 10 GAMES	STRENGTH OF SCHEDULE	OPP. STRENGTH OF SCHEDULE	TEAM RPI	ADJ RPI	CONF. RPI	ADJ CONF. RPI				
DIV. I ONLY		19- 9	.67857	74	9- 1	89	110	61	.56942	68	13	14		
DIV. I NON-CONF.		8- 7	.53333	155	1- 0	71	74	103	.54882	96	13	15		
<hr/>														
TOTALS	RPI 1-25	RPI 26-50		W-L RECORDS		RPI 51-100		RPI 101-150		RPI 150+				
19- 9	0- 2	0- 3		OVERALL		3- 2		1- 1		15- 1				
8- 2	0- 0	0- 1		HOME		1- 0		1- 1		6- 0				
8- 4	0- 0	0- 2		AWAY		2- 1		0- 0		6- 1				
3- 3	0- 2	0- 0		NEUTRAL		0- 1		0- 0		3- 0				
<hr/>														
8- 7	0- 2	0- 2		NON-CONFERENCE		2- 2		0- 1		6- 0				
2- 2	0- 0	0- 1		HOME		1- 0		0- 1		1- 0				
3- 2	0- 0	0- 1		AWAY		1- 1		0- 0		2- 0				
3- 3	0- 2	0- 0		NEUTRAL		0- 1		0- 0		3- 0				
<hr/>														
11- 2	0- 0	0- 1		CONFERENCE		1- 0		1- 0		9- 1				
6- 0	0- 0	0- 0		HOME		0- 0		1- 0		5- 0				
5- 2	0- 0	0- 1		AWAY		1- 0		0- 0		4- 1				
0- 0	0- 0	0- 0		NEUTRAL		0- 0		0- 0		0- 0				
<hr/>														
RPI	S	Opponent	Score		RPI	S	Opponent	Score		RPI	S	Opponent	Score	
10	N	Kansas	0	3	27	A	Dayton	1	3	54	A	Clemson	0	3
24	N	Texas A&M	0	3	34	A	Notre Dame	2	3	55	N	Loyola Marymount	1	3
					36	H	Marquette	0	3	69	A	VCU	3	0
										83	A	Morehead St.	3	0
										85	H	Cincinnati	3	2

**Non-Div. I Games:**

Xavier

Average RPI Win: 187		WON-LOST	WINNING	LAST 10	STRENGTH OF		OPP. STRENGTH	TEAM	ADJ	CONF.	ADJ CONF.		
Average RPI Loss: 122		RECORD	PCT. RANK	GAMES	SCHEDULE		OF SCHEDULE	RPI	RPI	RPI	RPI		
DIV. I ONLY		23- 5	.82143	22	8- 2		191	139	57	.56753	69	13	14
DIV. I NON-CONF.		14- 1	.93333	9	1- 0		231	132	55	.58565	56	13	15
TOTALS		RPI 1-25	RPI 26-50		W-L RECORDS		RPI 51-100		RPI 101-150		RPI 150+		
23- 5	0- 0	1- 1		OVERALL		0- 1		5- 2		17- 1			
9- 2	0- 0	0- 1		HOME		0- 1		3- 0		6- 0			
9- 2	0- 0	1- 0		AWAY		0- 0		1- 1		7- 1			
5- 1	0- 0	0- 0		NEUTRAL		0- 0		1- 1		4- 0			
14- 1	0- 0	1- 0		NON-CONFERENCE		0- 0		4- 1		9- 0			
5- 0	0- 0	0- 0		HOME		0- 0		2- 0		3- 0			
4- 0	0- 0	1- 0		AWAY		0- 0		1- 0		2- 0			
5- 1	0- 0	0- 0		NEUTRAL		0- 0		1- 1		4- 0			
9- 4	0- 0	0- 1		CONFERENCE		0- 1		1- 1		8- 1			
4- 2	0- 0	0- 1		HOME		0- 1		1- 0		3- 0			
5- 2	0- 0	0- 0		AWAY		0- 0		0- 1		5- 1			
0- 0	0- 0	0- 0		NEUTRAL		0- 0		0- 0		0- 0			
RPI S	Opponent	Score	RPI S	Opponent	Score	RPI S	Opponent	Score	RPI S	Opponent	Score		
27	H Dayton	0 3	68	H Xavier	0 3	103	N Illinois St.	3 1					
44	A North Carolina St.	3 2				111	A Duquesne	1 3					
						111	H Duquesne	3 0					
						127	N South Fla.	0 3					
						133	H Virginia	3 2					
						134	H Liberty	3 0					
						135	A Ball St.	3 1					
						152	N Albany (NY)	3 0					
						157	H Butler	3 0					
						160	A Army	3 1					
						162	A George Washington	3 0					
						162	H George Washington	3 0					
						170	H Middle Tenn.	3 2					
						171	A Temple	3 0					
						172	H Saint Louis	3 1					
						213	A Rhode Island	3 0					
						217	H Georgetown	3 1					
						224	N Kent St.	3 1					
						231	A Charlotte	3 0					
						277	A Fordham	1 3					
						279	H Appalachian St.	3 2					
						283	N Sacred Heart	3 0					
						292	N Gardner-Webb	3 1					
						294	A Norfolk St.	3 0					
						296	A La Salle	3 0					
LAST 10 GAMES			LAST 10 GAMES			LAST 10 GAMES							
27	H Dayton	0 3	162	H George Washington	3 0	292	N Gardner-Webb	3 1					
68	H Xavier	0 3	157	H Butler	3 0	294	A Norfolk St.	3 0					
296	A La Salle	3 0	172	H Saint Louis	3 1	296	A La Salle	3 0					
171	A Temple	3 0	294	A Norfolk St.	3 0								
111	H Duquesne	3 0	231	A Charlotte	3 0								

Non-Div. I Games:

VCU

**Non-Div. I Games:**

LSU

Average RPI Win: Average RPI Loss:	214 71	WON-LOST RECORD	WINNING PCT. RANK	LAST 10 GAMES		STRENGTH OF SCHEDULE		OPP. STRENGTH OF SCHEDULE	TEAM RPI	ADJ RPI	CONF. RPI	ADJ CONF. RPI		
DIV. I ONLY		21- 7	.75	40	8- 2	119		189	69	.56554	71	20	20	
DIV. I NON-CONF.		9- 5	.64286	98	1- 0	150		127	112	.53308	114	22	21	
<hr/>														
TOTALS	RPI 1-25	RPI 26-50		W-L RECORDS		RPI 51-100		RPI 101-150		RPI 150+				
21- 7	0- 1	0- 3		OVERALL		1- 1		3- 1		17- 1				
11- 5	0- 0	0- 2		HOME		0- 1		1- 1		10- 1				
9- 1	0- 1	0- 0		AWAY		1- 0		1- 0		7- 0				
1- 1	0- 0	0- 1		NEUTRAL		0- 0		1- 0		0- 0				
9- 5	0- 1	0- 3		NON-CONFERENCE		0- 0		1- 0		8- 1				
7- 3	0- 0	0- 2		HOME		0- 0		0- 0		7- 1				
1- 1	0- 1	0- 0		AWAY		0- 0		0- 0		1- 0				
1- 1	0- 0	0- 1		NEUTRAL		0- 0		1- 0		0- 0				
12- 2	0- 0	0- 0		CONFERENCE		1- 1		2- 1		9- 0				
4- 2	0- 0	0- 0		HOME		0- 1		1- 1		3- 0				
8- 0	0- 0	0- 0		AWAY		1- 0		1- 0		6- 0				
0- 0	0- 0	0- 0		NEUTRAL		0- 0		0- 0		0- 0				
<hr/>														
RPI	S	Opponent	Score		RPI	S	Opponent	Score		RPI	S	Opponent	Score	
10	A	Kansas	0	3	39	N	Arizona St.	0	3	87	A	Ga. Southern	3	0
					41	H	Michigan St.	1	3	87	H	Ga. Southern	1	3
					44	H	North Carolina St.	1	3			Furman	3	2
												Furman	1	3
												Wyoming	3	1
												Samford	3	0
												North Florida	2	3
												Wofford	3	0
												Wofford	3	0
												Sacramento St.	3	1
												Presbyterian	3	1
												Georgetown	3	2
												Davidson	3	0
												Davidson	3	1
												Elon	3	0
												Memphis	3	1
												Chattanooga	3	0
												Coastal Caro.	3	1
												Jacksonville	3	2
												Western Caro.	3	1
												Appalachian St.	3	1
												Charleston So.	3	1
												South Carolina St.	3	0
												Citadel	3	0
					LAST 10 GAMES									
					101	A	Furman	3	2	279	A	Appalachian St.	3	1
					193	A	Wofford	3	0	298	H	South Carolina St.	3	0
					220	H	Davidson	3	1	241	H	Chattanooga	3	0
					87	H	Ga. Southern	1	3	109	H	Samford	3	0
					271	A	Western Caro.	3	1	101	H	Furman	1	3

**Non-Div. I Games:**

Col. of Charleston

Average RPI Win:	213	WON-LOST	WINNING	LAST 10	STRENGTH OF	OPP. STRENGTH	TEAM	ADJ	CONF.	ADJ CONF.			
Average RPI Loss:	99	RECORD	PCT. RANK	GAMES	SCHEDULE	OF SCHEDULE	RPI	RPI	RPI	RPI			
DIV. I ONLY	25- 4	.86207	12	7- 3	235	203	73	.56476	72	14	13		
DIV. I NON-CONF.	12- 1	.92308	12	0- 1	281	269	93	.55143	93	17	18		
<hr/>													
TOTALS	RPI 1-25	RPI 26-50		W-L RECORDS		RPI 51-100		RPI 101-150		RPI 150+			
25- 4	0- 0	0- 0		OVERALL		3- 3		2- 1		20- 0			
11- 1	0- 0	0- 0		HOME		2- 1		1- 0		8- 0			
9- 3	0- 0	0- 0		AWAY		1- 2		1- 1		7- 0			
5- 0	0- 0	0- 0		NEUTRAL		0- 0		0- 0		5- 0			
<hr/>													
12- 1	0- 0	0- 0		NON-CONFERENCE		1- 1		0- 0		11- 0			
5- 0	0- 0	0- 0		HOME		1- 0		0- 0		4- 0			
2- 1	0- 0	0- 0		AWAY		0- 1		0- 0		2- 0			
5- 0	0- 0	0- 0		NEUTRAL		0- 0		0- 0		5- 0			
<hr/>													
13- 3	0- 0	0- 0		CONFERENCE		2- 2		2- 1		9- 0			
6- 1	0- 0	0- 0		HOME		1- 1		1- 0		4- 0			
7- 2	0- 0	0- 0		AWAY		1- 1		1- 1		5- 0			
0- 0	0- 0	0- 0		NEUTRAL		0- 0		0- 0		0- 0			
<hr/>													
RPI	S	Opponent	Score	RPI	S	Opponent	Score	RPI	S	Opponent	Score		
				86 A Missouri St.				1	3	114 A Northwestern St.		3	2
				89 A Sam Houston St.				3	0	122 A Oral Roberts		2	3
				89 H Sam Houston St.				1	3	122 H Oral Roberts		3	2
				98 H Texas Tech				3	1	154 A Stephen F. Austin		3	2
				100 A A&M-Corpus Christi				2	3	164 H South Dakota		3	1
				100 H A&M-Corpus Christi				3	1	187 N South Ala.		3	1
										188 A Nicholls St.		3	0
										188 H Nicholls St.		3	0
										193 N Wofford		3	0
										209 H Jacksonville St.		3	0
										237 A Lamar		3	0
										237 H Lamar		3	0
										240 A Southeastern La.		3	1
										240 H Southeastern La.		3	2
										261 N Hampton		3	0
										263 H Jackson St.		3	0
										269 A McNeese St.		3	0
										269 H McNeese St.		3	1
										274 A Southern Miss.		3	0
										285 N Fla. Atlantic		3	0
						305 N Louisiana Tech		3	0				
						311 H Ark.-Pine Bluff		3	0				
						316 A Stetson		3	0				
<hr/>													
				LAST 10 GAMES									
269 A McNeese St.				3	0	240 A Southeastern La.				3	1		
237 A Lamar				3	0	188 A Nicholls St.				3	0		
89 H Sam Houston St.				1	3	122 H Oral Roberts				3	2		
100 H A&M-Corpus Christi				3	1	86 A Missouri St.				1	3		
122 A Oral Roberts				2	3	237 H Lamar				3	0		

Non-Div. I Games:

Central Ark.



Average RPI Win:	165	WON-LOST RECORD	WINNING PCT. RANK	LAST 10 GAMES	STRENGTH OF SCHEDULE	OPP. STRENGTH OF SCHEDULE	TEAM RPI	ADJ RPI	CONF. RPI	ADJ CONF. RPI					
Average RPI Loss:	55														
DIV. I ONLY	18- 9	.66667	80	7- 3	115	77	74	.56393	73	11	11				
DIV. I NON-CONF.	7- 6	.53846	152	0- 1	85	37	105	.54717	101	11	11				
<hr/>															
TOTALS	RPI 1-25	RPI 26-50		W-L RECORDS	RPI 51-100		RPI 101-150		RPI 150+						
18- 9	0- 2	0- 2		OVERALL	3- 4		4- 1		11- 0						
6- 0	0- 0	0- 0		HOME	1- 0		2- 0		3- 0						
6- 7	0- 2	0- 2		AWAY	1- 2		2- 1		3- 0						
6- 2	0- 0	0- 0		NEUTRAL	1- 2		0- 0		5- 0						
<hr/>															
7- 6	0- 2	0- 2		NON-CONFERENCE	1- 2		0- 0		6- 0						
0- 0	0- 0	0- 0		HOME	0- 0		0- 0		0- 0						
1- 4	0- 2	0- 2		AWAY	0- 0		0- 0		1- 0						
6- 2	0- 0	0- 0		NEUTRAL	1- 2		0- 0		5- 0						
<hr/>															
11- 3	0- 0	0- 0		CONFERENCE	2- 2		4- 1		5- 0						
6- 0	0- 0	0- 0		HOME	1- 0		2- 0		3- 0						
5- 3	0- 0	0- 0		AWAY	1- 2		2- 1		2- 0						
0- 0	0- 0	0- 0		NEUTRAL	0- 0		0- 0		0- 0						
<hr/>															
RPI S	Opponent	Score		RPI S	Opponent	Score		RPI S	Opponent	Score					
16 A	North Carolina	1	3	36 A	Marquette	0	3	56 A	Ohio	0	3				
25 A	Oklahoma	0	3	48 A	Northwestern	1	3	59 A	Bowling Green	2	3				
								63 N	Tulsa	0	3				
								70 N	LSU	1	3				
								86 N	Missouri St.	3	1				
								94 A	Eastern Mich.	3	2				
								94 H	Eastern Mich.	3	0				
								124 A Northern Ill.				3	0		
								126 A Central Mich.				1	3		
								126 H Central Mich.				3	0		
								135 A Ball St.				3	0		
								135 H Ball St.				3	1		
								155 N Delaware				3	0		
								163 H Akron				3	1		
								170 N Middle Tenn.				3	0		
								172 N Saint Louis				3	0		
								185 N Southeast Mo. St.				3	0		
								211 A Toledo				3	1		
								211 H Toledo				3	0		
								222 A Milwaukee				3	2		
								224 A Kent St.				3	1		
								228 N Bradley				3	0		
								233 H Buffalo				3	0		
<hr/>															
				LAST 10 GAMES											
				211 A Toledo				3	1	224 A Kent St.				3	1
				135 A Ball St.				3	0	233 H Buffalo				3	0
				94 H Eastern Mich.				3	0	163 H Akron				3	1
				126 H Central Mich.				3	0	36 A Marquette				0	3
				56 A Ohio				0	3	59 A Bowling Green				2	3

Non-Div. I Games:

Western Mich.

Average RPI Win: 146		WON-LOST	WINNING	LAST 10	STRENGTH OF		OPP. STRENGTH	TEAM	ADJ		CONF.	ADJ CONF.
Average RPI Loss: 85		RECORD	PCT. RANK	GAMES	SCHEDULE		OF SCHEDULE	RPI	RPI		RPI	RPI
DIV. I ONLY		18-8	.69231	56	6-4		143	71	78		.56297	74
DIV. I NON-CONF.		9-3	.75	59	0-0		120	90	68		.58142	65
TOTALS		RPI 1-25	RPI 26-50		W-L RECORDS		RPI 51-100		RPI 101-150		RPI 150+	
18-8		0-2	1-0		OVERALL		5-3		6-3		6-0	
6-2		0-1	0-0		HOME		3-0		2-1		1-0	
6-4		0-1	1-0		AWAY		1-2		2-1		2-0	
6-2		0-0	0-0		NEUTRAL		1-1		2-1		3-0	
9-3		0-0	1-0		NON-CONFERENCE		1-2		4-1		3-0	
1-0		0-0	0-0		HOME		0-0		1-0		0-0	
2-1		0-0	1-0		AWAY		0-1		1-0		0-0	
6-2		0-0	0-0		NEUTRAL		1-1		2-1		3-0	
9-5		0-2	0-0		CONFERENCE		4-1		2-2		3-0	
5-2		0-1	0-0		HOME		3-0		1-1		1-0	
4-3		0-1	0-0		AWAY		1-1		1-1		2-0	
0-0		0-0	0-0		NEUTRAL		0-0		0-0		0-0	
RPI S	Opponent	Score	RPI S	Opponent	Score	RPI S	Opponent	Score	RPI S	Opponent	Score	
21 A	Hawaii	1 3	43 A	Arizona	3 2	58 N	Wisconsin	1 3	110 A	Rice	3 0	
21 H	Hawaii	2 3				60 A	Long Beach St.	3 2	131 H	Idaho	3 1	
						60 H	Long Beach St.	3 1	137 N	Houston Baptist	3 0	
						61 A	San Francisco	0 3	138 H	UC Davis	3 1	
						80 H	Pacific	3 2	139 A	UC Irvine	0 3	
						92 A	UC Santa Barbara	0 3	139 H	UC Irvine	1 3	
						92 H	UC Santa Barbara	3 1	145 N	LIU Brooklyn	3 2	
						98 N	Texas Tech	3 0	149 A	Cal St. Fullerton	3 1	
									150 N	Utah Valley	1 3	
									200 A	Cal Poly	3 0	
									200 H	Cal Poly	3 0	
									210 N	James Madison	3 0	
									221 N	Evansville	3 0	
									264 A	UC Riverside	3 2	
									296 N	La Salle	3 0	
LAST 10 GAMES												
						92 H	UC Santa Barbara	3 1	80 H	Pacific	3 2	
						200 H	Cal Poly	3 0	21 A	Hawaii	1 3	
						60 A	Long Beach St.	3 2	200 A	Cal Poly	3 0	
						139 A	UC Irvine	0 3	92 A	UC Santa Barbara	0 3	
						138 H	UC Davis	3 1	139 H	UC Irvine	1 3	

Non-Div. I Games:

Cal St. Northridge

UNLV		Through Games Of Sunday, Nov. 4, 2012									
Average RPI Win:	184	WON-LOST RECORD	WINNING PCT. RANK	LAST 10 GAMES	STRENGTH OF SCHEDULE	OPP. STRENGTH OF SCHEDULE	TEAM RPI	ADJ RPI	CONF. RPI	ADJ CONF. RPI	
DIV. I ONLY		16- 8	.66667 80	7- 3	94	101	72	.56255 75	7	7	
DIV. I NON-CONF.		8- 5	.61538 115	1- 0	108	159	104	.54173 104	8	8	
-----											
TOTALS	RPI 1-25	RPI 26-50		W-L RECORDS	RPI 51-100		RPI 101-150		RPI 150+		
16- 8	0- 2	0- 3		OVERALL	3- 2		2- 0		11- 1		
9- 3	0- 0	0- 2		HOME	1- 1		2- 0		6- 0		
5- 3	0- 1	0- 1		AWAY	2- 0		0- 0		3- 1		
2- 2	0- 1	0- 0		NEUTRAL	0- 1		0- 0		2- 0		
8- 5	0- 2	0- 0		NON-CONFERENCE	0- 2		1- 0		7- 1		
6- 1	0- 0	0- 0		HOME	0- 1		1- 0		5- 0		
0- 2	0- 1	0- 0		AWAY	0- 0		0- 0		0- 1		
2- 2	0- 1	0- 0		NEUTRAL	0- 1		0- 0		2- 0		
8- 3	0- 0	0- 3		CONFERENCE	3- 0		1- 0		4- 0		
3- 2	0- 0	0- 2		HOME	1- 0		1- 0		1- 0		
5- 1	0- 0	0- 1		AWAY	2- 0		0- 0		3- 0		
0- 0	0- 0	0- 0		NEUTRAL	0- 0		0- 0		0- 0		
-----											
RPI S	Opponent	Score	RPI S	Opponent	Score	RPI S	Opponent	Score	RPI S	Opponent	Score
7 A	Louisville	1 3	38 H	Colorado St.	0 3	57 N	Idaho St.	1 3	107 H	Wyoming	3 2
18 N	Miami (FL)	1 3	45 A	San Diego St.	2 3	65 A	Fresno St.	3 1	150 H	Utah Valley	3 1
			45 H	San Diego St.	1 3	90 H	Northern Ariz.	1 3	151 A	Portland	2 3
						93 A	New Mexico	3 1	153 A	Boise St.	3 2
						93 H	New Mexico	3 0	166 H	Gonzaga	3 1
									170 N	Middle Tenn.	3 0
									175 A	Air Force	3 1
									215 H	CSU Bakersfield	3 0
									218 N	Tennessee St.	3 0
									227 A	Nevada	3 2
									227 H	Nevada	3 0
									287 H	Prairie View	3 0
									288 H	Texas Southern	3 0
									306 H	Citadel	3 0
-----											
LAST 10 GAMES											
227 H Nevada 3 0			107 H Wyoming 3 2								
45 H San Diego St. 1 3			45 A San Diego St. 2 3								
93 A New Mexico 3 1			227 A Nevada 3 2								
65 A Fresno St. 3 1			93 H New Mexico 3 0								
38 H Colorado St. 0 3			150 H Utah Valley 3 1								

Non-Div. I Games:

UNLV

Average RPI Win:	194	WON-LOST RECORD	WINNING PCT. RANK	LAST 10 GAMES	STRENGTH OF SCHEDULE	OPP. STRENGTH OF SCHEDULE	TEAM RPI	ADJ RPI	CONF. RPI	ADJ CONF. RPI					
DIV. I ONLY		19- 6	.76	38	7- 3	176	112	75	.56201	76	10	10			
DIV. I NON-CONF.		10- 1	.90909	17	1- 0	210	177	64	.57918	70	10	10			
<hr/>															
TOTALS	RPI 1-25	RPI 26-50		W-L RECORDS		RPI 51-100		RPI 101-150		RPI 150+					
19- 6	0- 0	1- 4		OVERALL		1- 2		2- 0		15- 0					
10- 1	0- 0	1- 1		HOME		1- 0		1- 0		7- 0					
6- 4	0- 0	0- 3		AWAY		0- 1		0- 0		6- 0					
3- 1	0- 0	0- 0		NEUTRAL		0- 1		1- 0		2- 0					
<hr/>															
10- 1	0- 0	0- 0		NON-CONFERENCE		0- 1		1- 0		9- 0					
4- 0	0- 0	0- 0		HOME		0- 0		0- 0		4- 0					
3- 0	0- 0	0- 0		AWAY		0- 0		0- 0		3- 0					
3- 1	0- 0	0- 0		NEUTRAL		0- 1		1- 0		2- 0					
<hr/>															
9- 5	0- 0	1- 4		CONFERENCE		1- 1		1- 0		6- 0					
6- 1	0- 0	1- 1		HOME		1- 0		1- 0		3- 0					
3- 4	0- 0	0- 3		AWAY		0- 1		0- 0		3- 0					
0- 0	0- 0	0- 0		NEUTRAL		0- 0		0- 0		0- 0					
<hr/>															
RPI	S	Opponent	Score	RPI	S	Opponent	Score	RPI	S	Opponent	Score				
				33	A	Creighton	1 3	86	A	Missouri St.	1 3	103	H	Illinois St.	3 0
				33	H	Creighton	3 1	86	H	Missouri St.	3 1	146	N	Valparaiso	3 0
				42	A	Wichita St.	0 3	94	N	Eastern Mich.	1 3	156	H	UALR	3 0
				42	H	Wichita St.	1 3					172	A	Saint Louis	3 1
				46	A	UNI	0 3					183	N	Austin Peay	3 0
												185	H	Southeast Mo. St.	3 2
												187	N	South Ala.	3 1
												188	H	Nicholls St.	3 0
												221	A	Evansville	3 1
												221	H	Evansville	3 0
												228	A	Bradley	3 2
												237	A	Memphis	3 0
												249	A	Drake	3 1
												249	H	Drake	3 1
												268	H	UT Martin	3 0
												286	H	Indiana St.	3 0
												297	A	Murray St.	3 2
<hr/>															
LAST 10 GAMES															
				221	A	Evansville	3 1	46	A	UNI	0 3				
				33	A	Creighton	1 3	228	A	Bradley	3 2				
				249	A	Drake	3 1	221	H	Evansville	3 0				
				86	H	Missouri St.	3 1	297	A	Murray St.	3 2				
				42	H	Wichita St.	1 3	249	H	Drake	3 1				

Non-Div. I Games:

Southern Ill.

Utah				Through Games Of Sunday, Nov. 4, 2012															
Average RPI Win: 144		WON-LOST RECORD		WINNING PCT. RANK		LAST 10 GAMES		STRENGTH OF SCHEDULE		OPP. STRENGTH OF SCHEDULE		TEAM RPI		ADJ RPI		CONF. RPI		ADJ CONF. RPI	
DIV. I ONLY		12- 15		.44444 200		3- 7		33		32		85		.56042 77		2		1	
DIV. I NON-CONF.		9- 4		.69231 81		0- 0		112		68		79		.57437 76		2		2	
TOTALS		RPI 1-25		RPI 26-50		W-L RECORDS		RPI 51-100		RPI 101-150		RPI 150+							
12- 15		0- 9		2- 3		OVERALL		2- 2		3- 1		5- 0							
6- 4		0- 3		2- 1		HOME		0- 0		2- 0		2- 0							
2- 8		0- 5		0- 1		AWAY		1- 1		1- 1		0- 0							
4- 3		0- 1		0- 1		NEUTRAL		1- 1		0- 0		3- 0							
9- 4		0- 2		0- 1		NON-CONFERENCE		2- 1		2- 0		5- 0							
3- 0		0- 0		0- 0		HOME		0- 0		1- 0		2- 0							
2- 1		0- 1		0- 0		AWAY		1- 0		1- 0		0- 0							
4- 3		0- 1		0- 1		NEUTRAL		1- 1		0- 0		3- 0							
3- 11		0- 7		2- 2		CONFERENCE		0- 1		1- 1		0- 0							
3- 4		0- 3		2- 1		HOME		0- 0		1- 0		0- 0							
0- 7		0- 4		0- 1		AWAY		0- 1		0- 1		0- 0							
0- 0		0- 0		0- 0		NEUTRAL		0- 0		0- 0		0- 0							
RPI	S	Opponent		Score		RPI	S	Opponent		Score		RPI	S	Opponent		Score			
1	H	Stanford		1 3		39	H	Arizona St.		3 0		59	N	Bowling Green		3 2			
5	A	UCLA		0 3		40	N	Santa Clara		2 3		81	N	Portland St.		1 3			
9	A	Oregon		0 3		43	H	Arizona		2 3		84	A	Colorado		0 3			
9	H	Oregon		0 3		47	A	Oregon St.		1 3		99	A	Utah St.		3 2			
12	A	Southern California		0 3		47	H	Oregon St.		3 1									
14	A	Washington		2 3															
14	H	Washington		1 3															
15	A	BYU		0 3															
16	N	North Carolina		0 3															
LAST 10 GAMES																			
14	A	Washington		2 3		5	A	UCLA		0 3									
120	A	Washington St.		2 3		39	H	Arizona St.		3 0									
9	H	Oregon		0 3		43	H	Arizona		2 3									
47	H	Oregon St.		3 1		120	H	Washington St.		3 1									
12	A	Southern California		0 3		14	H	Washington		1 3									

Non-Div. I Games:

Utah

Average RPI Win: 209		WON-LOST	WINNING	LAST 10	STRENGTH OF		OPP. STRENGTH	TEAM	ADJ		CONF.	ADJ CONF.			
Average RPI Loss: 150		RECORD	PCT. RANK	GAMES	SCHEDULE		OF SCHEDULE	RPI	RPI		RPI	RPI			
DIV. I ONLY		23- 3	.88462	6	10- 0		261	180	70	.56019	78	19	18		
DIV. I NON-CONF.		13- 3	.8125	44	1- 0		244	176	99	.54124	105	19	19		
<hr/>															
TOTALS		RPI 1-25		RPI 26-50		W-L RECORDS		RPI 51-100		RPI 101-150		RPI 150+			
23- 3		0- 0		0- 1		OVERALL		2- 0		2- 0		19- 2			
6- 0		0- 0		0- 0		HOME		1- 0		0- 0		5- 0			
9- 2		0- 0		0- 1		AWAY		0- 0		0- 0		9- 1			
8- 1		0- 0		0- 0		NEUTRAL		1- 0		2- 0		5- 1			
13- 3		0- 0		0- 1		NON-CONFERENCE		1- 0		2- 0		10- 2			
2- 0		0- 0		0- 0		HOME		0- 0		0- 0		2- 0			
3- 2		0- 0		0- 1		AWAY		0- 0		0- 0		3- 1			
8- 1		0- 0		0- 0		NEUTRAL		1- 0		2- 0		5- 1			
10- 0		0- 0		0- 0		CONFERENCE		1- 0		0- 0		9- 0			
4- 0		0- 0		0- 0		HOME		1- 0		0- 0		3- 0			
6- 0		0- 0		0- 0		AWAY		0- 0		0- 0		6- 0			
0- 0		0- 0		0- 0		NEUTRAL		0- 0		0- 0		0- 0			
RPI	S	Opponent	Score	RPI	S	Opponent	Score	RPI	S	Opponent	Score	RPI	S	Opponent	Score
50	A	Virginia Tech	0 3	97	H	Northeastern	3 0	101	N	Furman	3 1	112	N	St. John's (NY)	3 0
				98	N	Texas Tech	3 0	155	A	Delaware	3 1	155	H	Delaware	3 0
								170	N	Middle Tenn.	1 3	181	A	Penn	3 2
								186	H	Hofstra	3 0	201	A	William & Mary	3 0
								210	A	James Madison	3 2	212	N	Kennesaw St.	3 0
								229	A	Montana	2 3	231	A	Charlotte	3 1
								232	A	UNC Wilmington	3 0	243	N	UMBC	3 0
								245	H	Loyola Maryland	3 0	246	N	Harvard	3 0
								250	A	Georgia St.	3 0	250	H	Georgia St.	3 0
								257	N	UNC Asheville	3 0	273	A	George Mason	3 1
								281	N	Coppin St.	3 0	296	H	La Salle	3 1
								300	A	Morgan St.	3 0				
				LAST 10 GAMES											
		250 A	Georgia St.	3	0		273 A	George Mason	3	1					
		155 A	Delaware	3	1		232 A	UNC Wilmington	3	0					
		97 H	Northeastern	3	0		201 A	William & Mary	3	0					
		186 H	Hofstra	3	0		250 H	Georgia St.	3	0					
		210 A	James Madison	3	2		181 A	Penn	3	2					

Non-Div. I Games:

Towson

Average RPI Win:		142	WON-LOST RECORD		WINNING PCT. RANK		LAST 10 GAMES		STRENGTH OF SCHEDULE		OPP. STRENGTH OF SCHEDULE		TEAM RPI		ADJ RPI		CONF. RPI		ADJ CONF. RPI	
DIV. I ONLY			16- 10		.61538 106		4- 6		105		41		77		.55971 79		6		6	
DIV. I NON-CONF.			9- 2		.81818 38		1- 0		152		84		57		.58325 61		6		6	
TOTALS		RPI 1-25		RPI 26-50		W-L RECORDS		RPI 51-100		RPI 101-150		RPI 150+								
16- 10		0- 4		1- 2		OVERALL		5- 2		5- 2		5- 0								
9- 2		0- 2		1- 0		HOME		2- 0		3- 0		3- 0								
3- 8		0- 2		0- 2		AWAY		1- 2		2- 2		0- 0								
4- 0		0- 0		0- 0		NEUTRAL		2- 0		0- 0		2- 0								
9- 2		0- 1		0- 0		NON-CONFERENCE		3- 0		1- 1		5- 0								
4- 0		0- 0		0- 0		HOME		0- 0		1- 0		3- 0								
1- 2		0- 1		0- 0		AWAY		1- 0		0- 1		0- 0								
4- 0		0- 0		0- 0		NEUTRAL		2- 0		0- 0		2- 0								
7- 8		0- 3		1- 2		CONFERENCE		2- 2		4- 1		0- 0								
5- 2		0- 2		1- 0		HOME		2- 0		2- 0		0- 0								
2- 6		0- 1		0- 2		AWAY		0- 2		2- 1		0- 0								
0- 0		0- 0		0- 0		NEUTRAL		0- 0		0- 0		0- 0								
RPI	S	Opponent		Score		RPI	S	Opponent		Score		RPI	S	Opponent		Score				
8	H	Florida St.		2	3	44	A	North Carolina St.		2	3	53	A	Georgia		3	1			
13	A	Florida		1	3	50	A	Virginia Tech		1	3	54	H	Clemson		3	0			
16	A	North Carolina		0	3	50	H	Virginia Tech		3	1	59	N	Bowling Green		3	0			
18	H	Miami (FL)		0	3							66	A	Duke		2	3			
												82	A	Maryland		2	3			
												82	H	Maryland		3	0			
												91	N	Cleveland St.		3	0			
														106 A Indiana		1	3			
														128 A Boston College		3	0			
														128 H Boston College		3	0			
														133 A Virginia		2	3			
														133 H Virginia		3	0			
														141 A Wake Forest		3	0			
														149 H Cal St. Fullerton		3	1			
														203 N La.-Lafayette		3	0			
														214 H SMU		3	2			
														244 N Jacksonville		3	0			
														250 H Georgia St.		3	0			
														295 H Charleston So.		3	0			
LAST 10 GAMES																				
50 A Virginia Tech						1	3	8 H Florida St.						2	3					
133 A Virginia						2	3	53 A Georgia						3	1					
128 A Boston College						3	0	66 A Duke						2	3					
82 A Maryland						2	3	141 A Wake Forest						3	0					
18 H Miami (FL)						0	3	133 H Virginia						3	0					

**Non-Div. I Games:**

Georgia Tech

Average RPI Win:		158	WON-LOST RECORD		WINNING PCT. RANK		LAST 10 GAMES		STRENGTH OF SCHEDULE		OPP. STRENGTH OF SCHEDULE		TEAM RPI		ADJ RPI		CONF. RPI		ADJ CONF. RPI				
DIV. I ONLY			18- 8		.69231	56	4- 6		151		74		81		.5594		80	9		9			
DIV. I NON-CONF.			12- 1		.92308	12	0- 0		98		59		28		.64048		31	7		7			
TOTALS		RPI 1-25		RPI 26-50				W-L RECORDS		RPI 51-100				RPI 101-150				RPI 150+					
18- 8		0- 2		2- 0				OVERALL		1- 4				7- 2				8- 0					
7- 2		0- 0		0- 0				HOME		1- 2				3- 0				3- 0					
5- 6		0- 2		1- 0				AWAY		0- 2				2- 2				2- 0					
6- 0		0- 0		1- 0				NEUTRAL		0- 0				2- 0				3- 0					
12- 1		0- 1		2- 0				NON-CONFERENCE		1- 0				4- 0				5- 0					
3- 0		0- 0		0- 0				HOME		1- 0				1- 0				1- 0					
3- 1		0- 1		1- 0				AWAY		0- 0				1- 0				1- 0					
6- 0		0- 0		1- 0				NEUTRAL		0- 0				2- 0				3- 0					
6- 7		0- 1		0- 0				CONFERENCE		0- 4				3- 2				3- 0					
4- 2		0- 0		0- 0				HOME		0- 2				2- 0				2- 0					
2- 5		0- 1		0- 0				AWAY		0- 2				1- 2				1- 0					
0- 0		0- 0		0- 0				NEUTRAL		0- 0				0- 0				0- 0					
RPI	S	Opponent		Score		RPI	S	Opponent		Score		RPI	S	Opponent		Score		RPI	S	Opponent		Score	
1	A	Stanford		0	3	36	A	Marquette		3	2	60	A	Long Beach St.		0	3	116	N	Iowa		3	1
21	A	Hawaii		2	3	40	N	Santa Clara		3	2	60	H	Long Beach St.		1	3	120	N	Washington St.		3	0
												74	A	Cal St. Northridge		2	3	124	H	Northern Ill.		3	0
												81	H	Portland St.		3	0	131	A	Idaho		3	2
												92	H	UC Santa Barbara		2	3	138	A	UC Davis		1	3
																		139	A	UC Irvine		3	0
																		139	H	UC Irvine		3	2
																		149	A	Cal St. Fullerton		2	3
																		149	H	Cal St. Fullerton		3	2
																		168	N	Loyola Chicago		3	0
																		194	A	San Jose St.		3	0
																		200	H	Cal Poly		3	0
																		222	N	Milwaukee		3	1
																		227	H	Nevada		3	0
																		229	N	Montana		3	2
																		264	A	UC Riverside		3	2
																		264	H	UC Riverside		3	0
LAST 10 GAMES																							
139 H UC Irvine						3	2	74 A Cal St. Northridge						2	3								
60 H Long Beach St.						1	3	92 H UC Santa Barbara						2	3								
149 A Cal St. Fullerton						2	3	200 H Cal Poly						3	0								
264 A UC Riverside						3	2	60 A Long Beach St.						0	3								
21 A Hawaii						2	3	139 A UC Irvine						3	0								

Non-Div. I Games:

Pacific



Average RPI Win: 187		WON-LOST	WINNING	LAST 10	STRENGTH OF	OPP. STRENGTH	TEAM	ADJ	CONF.	ADJ CONF.		
Average RPI Loss: 65		RECORD	PCT. RANK	GAMES	SCHEDULE	OF SCHEDULE	RPI	RPI	RPI	RPI		
DIV. I ONLY		18- 9	.66667	80	8- 2	118	99	83	.5553	81	16	16
DIV. I NON-CONF.		4- 7	.36364	234	0- 0	52	32	121	.52335	121	14	12
<hr/>												
TOTALS		RPI 1-25	RPI 26-50		W-L RECORDS	RPI 51-100		RPI 101-150		RPI 150+		
18- 9		0- 3	0- 0		OVERALL	3- 5		4- 0		11- 1		
8- 2		0- 1	0- 0		HOME	2- 1		2- 0		4- 0		
6- 5		0- 2	0- 0		AWAY	0- 3		1- 0		5- 0		
4- 2		0- 0	0- 0		NEUTRAL	1- 1		1- 0		2- 1		
4- 7		0- 3	0- 0		NON-CONFERENCE	1- 3		1- 0		2- 1		
0- 2		0- 1	0- 0		HOME	0- 1		0- 0		0- 0		
0- 3		0- 2	0- 0		AWAY	0- 1		0- 0		0- 0		
4- 2		0- 0	0- 0		NEUTRAL	1- 1		1- 0		2- 1		
14- 2		0- 0	0- 0		CONFERENCE	2- 2		3- 0		9- 0		
8- 0		0- 0	0- 0		HOME	2- 0		2- 0		4- 0		
6- 2		0- 0	0- 0		AWAY	0- 2		1- 0		5- 0		
0- 0		0- 0	0- 0		NEUTRAL	0- 0		0- 0		0- 0		
RPI S	Opponent	Score	RPI S	Opponent	Score	RPI S	Opponent	Score	RPI S	Opponent	Score	
9 H	Oregon	0 3				57 A	Idaho St.	0 3	124 N	Northern Ill.	3 0	
14 A	Washington	0 3				59 N	Bowling Green	1 3	136 H	North Dakota	3 0	
15 A	BYU	0 3				77 N	Utah	3 1	144 A	Montana St.	3 1	
						80 A	Pacific	0 3	144 H	Montana St.	3 1	
						88 H	Northern Colo.	3 0	153 N	Boise St.	3 2	
						90 A	Northern Ariz.	1 3	166 N	Gonzaga	2 3	
						90 H	Northern Ariz.	3 0	197 A	Sacramento St.	3 2	
						92 H	UC Santa Barbara	1 3	197 H	Sacramento St.	3 1	
									227 N	Nevada	3 0	
									229 A	Montana	3 2	
									229 H	Montana	3 1	
									247 A	Southern Utah	3 2	
									247 H	Southern Utah	3 1	
									252 A	Weber St.	3 0	
									289 A	Eastern Wash.	3 0	
									289 H	Eastern Wash.	3 0	
			LAST 10 GAMES									
			90 A	Northern Ariz.	1 3	289 H	Eastern Wash.	3 0				
			247 A	Southern Utah	3 2	252 A	Weber St.	3 0				
			229 H	Montana	3 1	57 A	Idaho St.	0 3				
			144 H	Montana St.	3 1	136 H	North Dakota	3 0				
			197 H	Sacramento St.	3 1	88 H	Northern Colo.	3 0				

Non-Div. I Games:

Portland St.

Average RPI Win: 163		WON-LOST RECORD	WINNING PCT. RANK	LAST 10 GAMES	STRENGTH OF SCHEDULE	OPP. STRENGTH OF SCHEDULE	TEAM RPI	ADJ RPI	CONF. RPI	ADJ CONF. RPI				
Average RPI Loss: 58														
DIV. I ONLY		14- 13	.51852	165	4- 6	50	78	84	.55499	82	6	6		
DIV. I NON-CONF.		9- 3	.75	59	1- 0	60	202	44	.59627	45	6	6		
<hr/>														
TOTALS		RPI 1-25		RPI 26-50		W-L RECORDS		RPI 51-100		RPI 101-150		RPI 150+		
14- 13		0- 5		0- 2		OVERALL		3- 3		4- 3		7- 0		
6- 8		0- 4		0- 1		HOME		2- 1		2- 2		2- 0		
4- 5		0- 1		0- 1		AWAY		1- 2		1- 1		2- 0		
4- 0		0- 0		0- 0		NEUTRAL		0- 0		1- 0		3- 0		
9- 3		0- 2		0- 0		NON-CONFERENCE		0- 0		2- 1		7- 0		
2- 3		0- 2		0- 0		HOME		0- 0		0- 1		2- 0		
3- 0		0- 0		0- 0		AWAY		0- 0		1- 0		2- 0		
4- 0		0- 0		0- 0		NEUTRAL		0- 0		1- 0		3- 0		
5- 10		0- 3		0- 2		CONFERENCE		3- 3		2- 2		0- 0		
4- 5		0- 2		0- 1		HOME		2- 1		2- 1		0- 0		
1- 5		0- 1		0- 1		AWAY		1- 2		0- 1		0- 0		
0- 0		0- 0		0- 0		NEUTRAL		0- 0		0- 0		0- 0		
RPI	S	Opponent		Score	RPI	S	Opponent		Score	RPI	S	Opponent		Score
8	H	Florida St.		1 3	44	A	North Carolina St.		0 3	54	A	Clemson		3 0
16	A	North Carolina		1 3	50	H	Virginia Tech		2 3	54	H	Clemson		2 3
18	H	Miami (FL)		0 3						66	A	Duke		0 3
20	H	Tennessee		0 3						66	H	Duke		3 2
23	H	Ohio St.		2 3						79	A	Georgia Tech		0 3
										79	H	Georgia Tech		3 2

Non-Div. I Games:

Maryland

Average RPI Win:		230	WON-LOST		WINNING		LAST 10		STRENGTH OF		OPP. STRENGTH		TEAM		ADJ		CONF.		ADJ CONF.	
Average RPI Loss:		76	RECORD		PCT. RANK		GAMES		SCHEDULE		OF SCHEDULE		RPI		RPI		RPI		RPI	
DIV. I ONLY			22- 6		.78571 30		10- 0		169		212		76		.55465 83		24		24	
DIV. I NON-CONF.			8- 6		.57143 137		0- 0		65		141		90		.54876 97		23		23	
TOTALS		RPI 1-25		RPI 26-50		W-L RECORDS		RPI 51-100		RPI 101-150		RPI 150+								
22- 6		0- 2		0- 1		OVERALL		1- 1		1- 0		20- 2								
12- 2		0- 0		0- 0		HOME		1- 1		1- 0		10- 1								
8- 2		0- 1		0- 0		AWAY		0- 0		0- 0		8- 0								
2- 2		0- 1		0- 1		NEUTRAL		0- 0		0- 0		2- 0								
8- 6		0- 2		0- 1		NON-CONFERENCE		1- 1		1- 0		6- 2								
5- 2		0- 0		0- 0		HOME		1- 1		1- 0		3- 1								
1- 2		0- 1		0- 0		AWAY		0- 0		0- 0		1- 1								
2- 2		0- 1		0- 1		NEUTRAL		0- 0		0- 0		2- 0								
14- 0		0- 0		0- 0		CONFERENCE		0- 0		0- 0		14- 0								
7- 0		0- 0		0- 0		HOME		0- 0		0- 0		7- 0								
7- 0		0- 0		0- 0		AWAY		0- 0		0- 0		7- 0								
0- 0		0- 0		0- 0		NEUTRAL		0- 0		0- 0		0- 0								
RPI	S	Opponent		Score		RPI	S	Opponent		Score		RPI	S	Opponent		Score				
3	N	Penn St.		0	3	30	N	Western Ky.		0	3	52	H	Missouri		3	2			
7	A	Louisville		1	3							68	H	Xavier		0	3			
														146 H Valparaiso		3	2			
														158 H Northern Ky.		1	3			
														185 H Southeast Mo. St.		3	0			
														189 A Belmont		3	1			
														189 H Belmont		3	0			
														191 A Marshall		2	3			
														202 A UNC Greensboro		3	2			
														205 N Youngstown St.		3	0			
														209 A Jacksonville St.		3	2			
														209 H Jacksonville St.		3	2			
														218 A Tennessee St.		3	1			
														218 H Tennessee St.		3	0			
														221 H Evansville		3	1			
														232 N UNC Wilmington		3	0			
														254 A Eastern Ill.		3	2			
														262 A Eastern Ky.		3	1			
														268 H UT Martin		3	0			
														275 A SIU Edwardsville		3	1			
														293 H Alabama A&M		3	0			
														297 H Murray St.		3	0			
														303 A Tennessee Tech		3	1			
														303 H Tennessee Tech		3	0			
														327 H Savannah St.		3	0			
				LAST 10 GAMES																
						189 A Belmont	3 1		185 H Southeast Mo. St.	3 0		327 H Savannah St.	3 0							
						218 A Tennessee St.	3 1		303 A Tennessee Tech	3 1										
						209 H Jacksonville St.	3 2		209 A Jacksonville St.	3 2										
						303 H Tennessee Tech	3 0		275 A SIU Edwardsville	3 1										
						268 H UT Martin	3 0		254 A Eastern Ill.	3 2										

Non-Div. I Games:

Morehead St.

Average RPI Win:	189	WON-LOST	WINNING	LAST 10	STRENGTH OF	OPP. STRENGTH	TEAM	ADJ	CONF.	ADJ CONF.					
Average RPI Loss:	39	RECORD	PCT. RANK	GAMES	SCHEDULE	OF SCHEDULE	RPI	RPI	RPI	RPI					
DIV. I ONLY		14- 12	.53846	152	3- 7	68	70	90	.55252	84	2	1			
DIV. I NON-CONF.		10- 2	.83333	34	0- 0	183	266	87	.55971	88	2	2			
<hr/>															
TOTALS	RPI 1-25	RPI 26-50		W-L RECORDS		RPI 51-100		RPI 101-150		RPI 150+					
14- 12	0- 6	2- 3		OVERALL		2- 2		1- 1		9- 0					
7- 6	0- 2	2- 2		HOME		1- 2		1- 0		3- 0					
3- 6	0- 4	0- 1		AWAY		1- 0		0- 1		2- 0					
4- 0	0- 0	0- 0		NEUTRAL		0- 0		0- 0		4- 0					
10- 2	0- 0	0- 0		NON-CONFERENCE		1- 2		0- 0		9- 0					
3- 2	0- 0	0- 0		HOME		0- 2		0- 0		3- 0					
3- 0	0- 0	0- 0		AWAY		1- 0		0- 0		2- 0					
4- 0	0- 0	0- 0		NEUTRAL		0- 0		0- 0		4- 0					
4- 10	0- 6	2- 3		CONFERENCE		1- 0		1- 1		0- 0					
4- 4	0- 2	2- 2		HOME		1- 0		1- 0		0- 0					
0- 6	0- 4	0- 1		AWAY		0- 0		0- 1		0- 0					
0- 0	0- 0	0- 0		NEUTRAL		0- 0		0- 0		0- 0					
RPI	S	Opponent	Score	RPI	S	Opponent	Score	RPI	S	Opponent	Score				
5	A	UCLA	0 3	35	H	California	2 3	65	H	Fresno St.	0 3	120	A	Washington St.	0 3
9	A	Oregon	0 3	39	H	Arizona St.	3 2	77	H	Utah	3 0	120	H	Washington St.	3 0
9	H	Oregon	0 3	43	H	Arizona	1 3	89	A	Sam Houston St.	3 2	175	A	Air Force	3 2
12	A	Southern California	0 3	47	A	Oregon St.	1 3	90	H	Northern Ariz.	1 3	203	N	La.-Lafayette	3 0
14	A	Washington	0 3	47	H	Oregon St.	3 1					215	H	CSU Bakersfield	3 2
14	H	Washington	0 3									243	A	UMBC	3 2
												253	N	Robert Morris	3 0
												276	H	Cornell	3 0
												288	N	Texas Southern	3 0
												294	H	Norfolk St.	3 0
												321	N	Howard	3 0
<hr/>															
LAST 10 GAMES															
14	A	Washington	0 3	5	A	UCLA	0 3								
120	A	Washington St.	0 3	43	H	Arizona	1 3								
47	H	Oregon St.	3 1	39	H	Arizona St.	3 2								
9	H	Oregon	0 3	14	H	Washington	0 3								
12	A	Southern California	0 3	120	H	Washington St.	3 0								

Non-Div. I Games:

Colorado



Average RPI Win:		178	WON-LOST RECORD		WINNING PCT. RANK		LAST 10 GAMES		STRENGTH OF SCHEDULE		OPP. STRENGTH OF SCHEDULE		TEAM RPI		ADJ RPI		CONF. RPI		ADJ CONF. RPI										
DIV. I ONLY			15- 12		.55556 139		6- 4		66		108		92		.55143 86		10		10										
DIV. I NON-CONF.			6- 6		.5 157		1- 0		16		98		74		.58015 68		10		10										
TOTALS		RPI 1-25		RPI 26-50		W-L RECORDS		RPI 51-100		RPI 101-150		RPI 150+																	
15- 12		0- 2		1- 4		OVERALL		2- 3		3- 2		9- 1																	
11- 4		0- 0		1- 2		HOME		2- 0		2- 2		6- 0																	
4- 6		0- 2		0- 2		AWAY		0- 1		1- 0		3- 1																	
0- 2		0- 0		0- 0		NEUTRAL		0- 2		0- 0		0- 0																	
6- 6		0- 2		0- 1		NON-CONFERENCE		1- 2		2- 1		3- 0																	
6- 2		0- 0		0- 1		HOME		1- 0		2- 1		3- 0																	
0- 2		0- 2		0- 0		AWAY		0- 0		0- 0		0- 0																	
0- 2		0- 0		0- 0		NEUTRAL		0- 2		0- 0		0- 0																	
9- 6		0- 0		1- 3		CONFERENCE		1- 1		1- 1		6- 1																	
5- 2		0- 0		1- 1		HOME		1- 0		0- 1		3- 0																	
4- 4		0- 0		0- 2		AWAY		0- 1		1- 0		3- 1																	
0- 0		0- 0		0- 0		NEUTRAL		0- 0		0- 0		0- 0																	
RPI	S	Opponent		Score		RPI	S	Opponent		Score		RPI	S	Opponent		Score													
11	A	Kansas St.		0	3	27	H	Dayton		0	3	63	N	Tulsa		0	3	103	A	Illinois St.		3	2						
25	A	Oklahoma		1	3	33	A	Creighton		2	3	72	H	Central Ark.		3	1	103	H	Illinois St.		2	3						
						42	H	Wichita St.		1	3	73	N	Western Mich.		1	3	117	H	Connecticut		3	0						
						46	A	UNI		0	3	76	A	Southern Ill.		1	3	122	H	Oral Roberts		3	2						
						46	H	UNI		3	1	76	H	Southern Ill.		3	1	124	H	Northern Ill.		2	3						
																		156	H	UALR		3	1						
																		183	H	Austin Peay		3	0						
																		221	A	Evansville		0	3						
																		221	H	Evansville		3	0						
																		228	A	Bradley		3	0						
																		228	H	Bradley		3	1						
																		249	A	Drake		3	0						
																		286	A	Indiana St.		3	0						
																		286	H	Indiana St.		3	2						
																		301	H	New Orleans		3	0						
						LAST 10 GAMES																							
						286 A Indiana St.						3	0	221 A Evansville						0	3								
						103 A Illinois St.						3	2	42 H Wichita St.						1	3								
						46 H UNI						3	1	72 H Central Ark.						3	1								
						228 H Bradley						3	1	103 H Illinois St.						2	3								
						76 A Southern Ill.						1	3	286 H Indiana St.						3	2								

**Non-Div. I Games:**

Missouri St.

Average RPI Win: 211		WON-LOST RECORD		WINNING PCT. RANK		LAST 10 GAMES		STRENGTH OF SCHEDULE		OPP. STRENGTH OF SCHEDULE		TEAM RPI		ADJ RPI		CONF. RPI		ADJ CONF. RPI	
Average RPI Loss: 70																			
DIV. I ONLY		21- 6		.77778 34		9- 1		216		155		86		.55141 87		20		20	
DIV. I NON-CONF.		9- 5		.64286 98		0- 0		250		83		136		.51157 130		22		21	
TOTALS		RPI 1-25		RPI 26-50		W-L RECORDS		RPI 51-100		RPI 101-150		RPI 150+							
21- 6		0- 0		0- 0		OVERALL		1- 6		3- 0		17- 0							
8- 2		0- 0		0- 0		HOME		0- 2		0- 0		8- 0							
8- 3		0- 0		0- 0		AWAY		1- 3		2- 0		5- 0							
5- 1		0- 0		0- 0		NEUTRAL		0- 1		1- 0		4- 0							
9- 5		0- 0		0- 0		NON-CONFERENCE		0- 5		1- 0		8- 0							
4- 1		0- 0		0- 0		HOME		0- 1		0- 0		4- 0							
0- 3		0- 0		0- 0		AWAY		0- 3		0- 0		0- 0							
5- 1		0- 0		0- 0		NEUTRAL		0- 1		1- 0		4- 0							
12- 1		0- 0		0- 0		CONFERENCE		1- 1		2- 0		9- 0							
4- 1		0- 0		0- 0		HOME		0- 1		0- 0		4- 0							
8- 0		0- 0		0- 0		AWAY		1- 0		2- 0		5- 0							
0- 0		0- 0		0- 0		NEUTRAL		0- 0		0- 0		0- 0							
RPI S	Opponent	Score		RPI S	Opponent	Score		RPI S	Opponent	Score		RPI S	Opponent	Score					
								51 A	Auburn	1	3	101 A	Furman	3 0					
								53 A	Georgia	1	3	109 A	Samford	3 2					
								58 H	Wisconsin	2	3	130 N	Troy	3 1					
								71 A	Col. of Charleston	3	1	151 N	Portland	3 1					
								71 H	Col. of Charleston	0	3	159 N	High Point	3 1					
								92 N	UC Santa Barbara	2	3	187 H	South Ala.	3 1					
								93 A	New Mexico	2	3	193 A	Wofford	3 1					
												202 H	UNC Greensboro	3 0					
												209 N	Jacksonville St.	3 0					
												220 A	Davidson	3 0					
												223 H	Elon	3 2					
												241 A	Chattanooga	3 0					
												244 H	Jacksonville	3 1					
												248 H	Mercer	3 0					
												250 N	Georgia St.	3 1					
												271 H	Western Caro.	3 2					
												279 A	Appalachian St.	3 1					
												306 A	Citadel	3 0					
												306 H	Citadel	3 0					
												327 H	Savannah St.	3 0					
				LAST 10 GAMES															

**Non-Div. I Games:**

Ga. Southern

Average RPI Win:		185	WON-LOST		WINNING		LAST 10		STRENGTH OF		OPP. STRENGTH		TEAM		ADJ		CONF.		ADJ CONF.	
Average RPI Loss:		95	RECORD		PCT. RANK		GAMES		SCHEDULE		OF SCHEDULE		RPI		RPI		RPI		RPI	
DIV. I ONLY			17- 8		.68		70		5- 5		145		120		94		.54946		88	
DIV. I NON-CONF.			7- 3		.7		75		0- 1		105		63		72		.58126		66	
TOTALS		RPI 1-25		RPI 26-50		W-L RECORDS		RPI 51-100		RPI 101-150		RPI 150+								
17- 8		1- 0		0- 1		OVERALL		1- 5		4- 1		11- 1								
9- 4		1- 0		0- 1		HOME		0- 3		2- 0		6- 0								
6- 4		0- 0		0- 0		AWAY		0- 2		2- 1		4- 1								
2- 0		0- 0		0- 0		NEUTRAL		1- 0		0- 0		1- 0								
7- 3		1- 0		0- 1		NON-CONFERENCE		1- 1		1- 1		4- 0								
4- 2		1- 0		0- 1		HOME		0- 1		1- 0		2- 0								
1- 1		0- 0		0- 0		AWAY		0- 0		0- 1		1- 0								
2- 0		0- 0		0- 0		NEUTRAL		1- 0		0- 0		1- 0								
10- 5		0- 0		0- 0		CONFERENCE		0- 4		3- 0		7- 1								
5- 2		0- 0		0- 0		HOME		0- 2		1- 0		4- 0								
5- 3		0- 0		0- 0		AWAY		0- 2		2- 0		3- 1								
0- 0		0- 0		0- 0		NEUTRAL		0- 0		0- 0		0- 0								
RPI	S	Opponent		Score		RPI	S	Opponent		Score		RPI	S	Opponent		Score				
25	H	Oklahoma		3	2	33	H	Creighton		0	3	57	A	Idaho St.		2	3			
												57	H	Idaho St.		0	3			
												63	H	Tulsa		2	3			
												67	N	TCU		3	1			
												81	A	Portland St.		0	3			
												90	H	Northern Ariz.		1	3			
												135	H	Ball St.		3	1			
												136	A	North Dakota		3	2			
												144	A	Montana St.		3	0			
												144	H	Montana St.		3	1			
												147	A	Denver		0	3			
												167	H	North Dakota St.		3	0			
												175	H	Air Force		3	1			
												189	A	Belmont		3	0			
												197	A	Sacramento St.		3	2			
												197	H	Sacramento St.		3	0			
												229	A	Montana		1	3			
												229	H	Montana		3	1			
												247	H	Southern Utah		3	0			
												252	A	Weber St.		3	0			
												252	H	Weber St.		3	0			
												289	A	Eastern Wash.		3	0			
												293	N	Alabama A&M		3	0			
LAST 10 GAMES																				
197 A Sacramento St.						3	2	144 A Montana St.						3	0					
57 H Idaho St.						0	3	247 H Southern Utah						3	0					
252 H Weber St.						3	0	90 H Northern Ariz.						1	3					
147 A Denver						0	3	289 A Eastern Wash.						3	0					
229 A Montana						1	3	81 A Portland St.						0	3					

Non-Div. I Games:

Northern Colo.



Average RPI Win: 183		WON-LOST	WINNING	LAST 10	STRENGTH OF		OPP. STRENGTH	TEAM	ADJ	CONF.	ADJ CONF.	
Average RPI Loss: 112		RECORD	PCT. RANK	GAMES	SCHEDULE		OF SCHEDULE	RPI	RPI	RPI	RPI	
DIV. I ONLY		18- 9	.66667	80	108		158	82	.5493	89	14	13
DIV. I NON-CONF.		5- 7	.41667	207	171		137	204	.46561	205	17	18
TOTALS		RPI 1-25	RPI 26-50		W-L RECORDS		RPI 51-100		RPI 101-150		RPI 150+	
18- 9	0- 1	0- 0		OVERALL		3- 2		4- 4		11- 2		
9- 2	0- 0	0- 0		HOME		1- 2		3- 0		5- 0		
8- 4	0- 1	0- 0		AWAY		2- 0		1- 2		5- 1		
1- 3	0- 0	0- 0		NEUTRAL		0- 0		0- 2		1- 1		
5- 7	0- 1	0- 0		NON-CONFERENCE		0- 1		1- 4		4- 1		
3- 1	0- 0	0- 0		HOME		0- 1		1- 0		2- 0		
1- 3	0- 1	0- 0		AWAY		0- 0		0- 2		1- 0		
1- 3	0- 0	0- 0		NEUTRAL		0- 0		0- 2		1- 1		
13- 2	0- 0	0- 0		CONFERENCE		3- 1		3- 0		7- 1		
6- 1	0- 0	0- 0		HOME		1- 1		2- 0		3- 0		
7- 1	0- 0	0- 0		AWAY		2- 0		1- 0		4- 1		
0- 0	0- 0	0- 0		NEUTRAL		0- 0		0- 0		0- 0		
RPI S	Opponent	Score		RPI S	Opponent	Score		RPI S	Opponent	Score		
10 A	Kansas	0 3				72 A	Central Ark.	3 1	110 A	Rice	0 3	
						72 H	Central Ark.	0 3	114 H	Northwestern St.	3 1	
						84 H	Colorado	2 3	118 N	Arkansas St.	1 3	
						100 A	A&M-Corpus Christi	3 0	122 A	Oral Roberts	3 2	
						100 H	A&M-Corpus Christi	3 1	122 H	Oral Roberts	3 0	
									132 N	Pittsburgh	1 3	
									137 H	Houston Baptist	3 0	
									148 A	Texas St.	2 3	
									154 A	Stephen F. Austin	2 3	
									154 H	Stephen F. Austin	3 0	
									182 N	Mississippi St.	0 3	
									188 A	Nicholls St.	3 0	
									188 H	Nicholls St.	3 0	
									203 H	La.-Lafayette	3 2	
									234 N	Neb. Omaha	3 1	
									237 A	Lamar	3 1	
									240 A	Southeastern La.	3 0	
									240 H	Southeastern La.	3 0	
									269 A	McNeese St.	3 0	
									280 A	Tulane	3 0	
									288 H	Texas Southern	3 0	
LAST 10 GAMES												
				188 H	Nicholls St.	3 0	237 A	Lamar	3 1			
				240 H	Southeastern La.	3 0	269 A	McNeese St.	3 0			
				72 A	Central Ark.	3 1	137 H	Houston Baptist	3 0			
				122 A	Oral Roberts	3 2	114 H	Northwestern St.	3 1			
				100 H	A&M-Corpus Christi	3 1	154 H	Stephen F. Austin	3 0			

Non-Div. I Games:

Sam Houston St.

Average RPI Win: 184		WON-LOST	WINNING	LAST 10	STRENGTH OF		OPP. STRENGTH	TEAM	ADJ	CONF.	ADJ CONF.
Average RPI Loss: 132		RECORD	PCT. RANK	GAMES	SCHEDULE		OF SCHEDULE	RPI	RPI	RPI	RPI
DIV. I ONLY		20- 5	.8	24	8- 2		217	152	80	.54863	90
DIV. I NON-CONF.		8- 1	.88889	23	0- 0		195	116	56	.58365	60
TOTALS		RPI 1-25	RPI 26-50		W-L RECORDS		RPI 51-100		RPI 101-150		RPI 150+
20- 5	0- 0	0- 1		OVERALL		6- 2		2- 0		12- 2	
7- 1	0- 0	0- 0		HOME		2- 0		1- 0		4- 1	
7- 4	0- 0	0- 1		AWAY		3- 2		1- 0		3- 1	
6- 0	0- 0	0- 0		NEUTRAL		1- 0		0- 0		5- 0	
8- 1	0- 0	0- 1		NON-CONFERENCE		3- 0		0- 0		5- 0	
0- 0	0- 0	0- 0		HOME		0- 0		0- 0		0- 0	
2- 1	0- 0	0- 1		AWAY		2- 0		0- 0		0- 0	
6- 0	0- 0	0- 0		NEUTRAL		1- 0		0- 0		5- 0	
12- 4	0- 0	0- 0		CONFERENCE		3- 2		2- 0		7- 2	
7- 1	0- 0	0- 0		HOME		2- 0		1- 0		4- 1	
5- 3	0- 0	0- 0		AWAY		1- 2		1- 0		3- 1	
0- 0	0- 0	0- 0		NEUTRAL		0- 0		0- 0		0- 0	
RPI S	Opponent	Score	RPI S	Opponent	Score	RPI S	Opponent	Score	RPI S	Opponent	Score
			35 A	California	1 3	57 A	Idaho St.	1 3	136 A	North Dakota	3 0
						57 H	Idaho St.	3 1	144 H	Montana St.	3 0
						65 N	Fresno St.	3 1	181 N	Penn	3 1
						75 A	UNLV	3 1	197 A	Sacramento St.	2 3
						81 A	Portland St.	0 3	197 H	Sacramento St.	3 1
						81 H	Portland St.	3 1	215 N	CSU Bakersfield	3 1
						84 A	Colorado	3 1	229 H	Montana	3 0
						88 A	Northern Colo.	3 1	247 A	Southern Utah	3 1
									247 H	Southern Utah	3 0
									252 A	Weber St.	3 0
									252 H	Weber St.	3 2
									264 N	UC Riverside	3 0
									276 N	Cornell	3 0
									289 A	Eastern Wash.	3 1
									289 H	Eastern Wash.	2 3
									306 N	Citadel	3 0
LAST 10 GAMES											
			81 H	Portland St.	3 1		252 H	Weber St.	3 2		
			289 H	Eastern Wash.	2 3		136 A	North Dakota	3 0		
			247 H	Southern Utah	3 0		88 A	Northern Colo.	3 1		
			197 A	Sacramento St.	2 3		229 H	Montana	3 0		
			57 H	Idaho St.	3 1		144 H	Montana St.	3 0		

Non-Div. I Games:

Northern Ariz.

Average RPI Win:	196	WON-LOST RECORD	WINNING PCT. RANK	LAST 10 GAMES	STRENGTH OF SCHEDULE	OPP. STRENGTH OF SCHEDULE	TEAM RPI	ADJ RPI	CONF. RPI	ADJ CONF. RPI				
Average RPI Loss:	131													
DIV. I ONLY	20- 6	.76923	35	10- 0	208	151	88	.54806	91	18	19			
DIV. I NON-CONF.	8- 5	.61538	115	0- 0	238	104	140	.50601	138	20	20			
<hr/>														
TOTALS	RPI 1-25	RPI 26-50		W-L RECORDS	RPI 51-100		RPI 101-150		RPI 150+					
20- 6	0- 0	0- 0		OVERALL	3- 1		2- 3		15- 2					
7- 3	0- 0	0- 0		HOME	0- 0		1- 2		6- 1					
9- 2	0- 0	0- 0		AWAY	2- 0		1- 1		6- 1					
4- 1	0- 0	0- 0		NEUTRAL	1- 1		0- 0		3- 0					
<hr/>														
8- 5	0- 0	0- 0		NON-CONFERENCE	3- 1		0- 3		5- 1					
2- 2	0- 0	0- 0		HOME	0- 0		0- 2		2- 0					
2- 2	0- 0	0- 0		AWAY	2- 0		0- 1		0- 1					
4- 1	0- 0	0- 0		NEUTRAL	1- 1		0- 0		3- 0					
<hr/>														
12- 1	0- 0	0- 0		CONFERENCE	0- 0		2- 0		10- 1					
5- 1	0- 0	0- 0		HOME	0- 0		1- 0		4- 1					
7- 0	0- 0	0- 0		AWAY	0- 0		1- 0		6- 0					
0- 0	0- 0	0- 0		NEUTRAL	0- 0		0- 0		0- 0					
<hr/>														
RPI S	Opponent	Score	RPI S	Opponent	Score	RPI S	Opponent	Score	RPI S	Opponent	Score			
						59 N	Bowling Green	3 0	106 A	Indiana	1 3			
						62 A	IPFW	3 0	119 H	Oakland	2 3			
						79 N	Georgia Tech	0 3	132 H	Pittsburgh	0 3			
						94 A	Eastern Mich.	3 2	146 A	Valparaiso	3 2			
									146 H	Valparaiso	3 2			
									168 A	Loyola Chicago	3 1			
									168 H	Loyola Chicago	0 3			
									169 A	Ill.-Chicago	3 1			
									169 H	Ill.-Chicago	3 0			
									173 A	Green Bay	3 1			
									173 H	Green Bay	3 0			
									184 A	West Virginia	2 3			
									205 A	Youngstown St.	3 0			
									222 A	Milwaukee	3 0			
									222 H	Milwaukee	3 0			
									224 N	Kent St.	3 0			
									233 H	Buffalo	3 1			
									262 H	Eastern Ky.	3 0			
									297 N	Murray St.	3 0			
									297 N	Murray St.	3 1			
			302 A	Wright St.	3 0									
			302 H	Wright St.	3 0									
<hr/>														
			LAST 10 GAMES											
			146 H Valparaiso			3 2			222 H Milwaukee			3 0		
			302 H Wright St.			3 0			205 A Youngstown St.			3 0		
			168 A Loyola Chicago			3 1			302 A Wright St.			3 0		
			169 A Ill.-Chicago			3 1			146 A Valparaiso			3 2		
			173 H Green Bay			3 0			169 H Ill.-Chicago			3 0		

Non-Div. I Games:

Cleveland St.

Average RPI Win:	134	WON-LOST RECORD	WINNING PCT. RANK	LAST 10 GAMES	STRENGTH OF SCHEDULE	OPP. STRENGTH OF SCHEDULE	TEAM RPI	ADJ RPI	CONF. RPI	ADJ CONF. RPI	
Average RPI Loss:	68										
DIV. I ONLY	13- 14	.48148	183	5- 5	43	67	89	.54734	92	9	9
DIV. I NON-CONF.	7- 8	.46667	178	0- 1	15	40	76	.57368	78	7	7
<hr/>											
TOTALS	RPI 1-25	RPI 26-50		W-L RECORDS	RPI 51-100		RPI 101-150		RPI 150+		
13- 14	0- 5	0- 1		OVERALL	7- 4		2- 3		4- 1		
5- 4	0- 2	0- 1		HOME	2- 0		1- 1		2- 0		
5- 7	0- 3	0- 0		AWAY	3- 3		1- 1		1- 0		
3- 3	0- 0	0- 0		NEUTRAL	2- 1		0- 1		1- 1		
<hr/>											
7- 8	0- 3	0- 1		NON-CONFERENCE	5- 2		1- 1		1- 1		
2- 2	0- 1	0- 1		HOME	1- 0		1- 0		0- 0		
2- 3	0- 2	0- 0		AWAY	2- 1		0- 0		0- 0		
3- 3	0- 0	0- 0		NEUTRAL	2- 1		0- 1		1- 1		
<hr/>											
6- 6	0- 2	0- 0		CONFERENCE	2- 2		1- 2		3- 0		
3- 2	0- 1	0- 0		HOME	1- 0		0- 1		2- 0		
3- 4	0- 1	0- 0		AWAY	1- 2		1- 1		1- 0		
0- 0	0- 0	0- 0		NEUTRAL	0- 0		0- 0		0- 0		
<hr/>											
RPI S	Opponent	Score		RPI S	Opponent	Score		RPI S	Opponent	Score	
5 H	UCLA	1	3	31 H	Pepperdine	1	3	55 A	Loyola Marymount	3	0
9 A	Oregon	1	3					60 A	Long Beach St.	0	3
21 A	Hawaii	0	3					64 N	Yale	3	1
21 H	Hawaii	0	3					65 N	Fresno St.	2	3
22 A	San Diego	1	3					74 A	Cal St. Northridge	1	3
								74 H	Cal St. Northridge	3	0
								80 A	Pacific	3	2
								81 A	Portland St.	3	1
								87 N	Ga. Southern	3	2
								93 A	New Mexico	2	3
								97 H	Northeastern	3	0

Non-Div. I Games:

UC Santa Barbara

Average RPI Win:		185	WON-LOST RECORD		WINNING PCT. RANK		LAST 10 GAMES		STRENGTH OF SCHEDULE		OPP. STRENGTH OF SCHEDULE		TEAM RPI		ADJ RPI		CONF. RPI		ADJ CONF. RPI				
DIV. I ONLY			19- 9		.67857 74		4- 6		140		133		93		.54691 93		7		7				
DIV. I NON-CONF.			13- 3		.8125 44		0- 1		181		206		85		.56253 86		8		8				
TOTALS		RPI 1-25		RPI 26-50				W-L RECORDS		RPI 51-100				RPI 101-150				RPI 150+					
19- 9		0- 1		1- 1				OVERALL		2- 4				2- 2				14- 1					
10- 4		0- 0		1- 0				HOME		2- 2				2- 2				5- 0					
4- 5		0- 1		0- 1				AWAY		0- 2				0- 0				4- 1					
5- 0		0- 0		0- 0				NEUTRAL		0- 0				0- 0				5- 0					
13- 3		0- 1		0- 0				NON-CONFERENCE		2- 0				1- 2				10- 0					
6- 2		0- 0		0- 0				HOME		2- 0				1- 2				3- 0					
2- 1		0- 1		0- 0				AWAY		0- 0				0- 0				2- 0					
5- 0		0- 0		0- 0				NEUTRAL		0- 0				0- 0				5- 0					
6- 6		0- 0		1- 1				CONFERENCE		0- 4				1- 0				4- 1					
4- 2		0- 0		1- 0				HOME		0- 2				1- 0				2- 0					
2- 4		0- 0		0- 1				AWAY		0- 2				0- 0				2- 1					
0- 0		0- 0		0- 0				NEUTRAL		0- 0				0- 0				0- 0					
RPI	S	Opponent		Score		RPI	S	Opponent		Score		RPI	S	Opponent		Score		RPI	S	Opponent		Score	
25	A	Oklahoma		0	3	38	H	Colorado St.		3	2	65	A	Fresno St.		1	3	104	H	New Mexico St.		0	3
						45	A	San Diego St.		2	3	65	H	Fresno St.		2	3	107	H	Wyoming		3	1
												75	A	UNLV		0	3	111	H	Duquesne		2	3
												75	H	UNLV		1	3	111	H	Duquesne		3	1
												87	H	Ga. Southern		3	2	151	H	Portland		3	0
												92	H	UC Santa Barbara		3	2	153	A	Boise St.		0	3
																		153	H	Boise St.		3	2
																		156	N	UALR		3	2
																		165	N	UMES		3	1
																		175	A	Air Force		3	2
																		175	H	Air Force		3	0
																		212	N	Kennesaw St.		3	0
																		214	N	SMU		3	0
																		215	A	CSU Bakersfield		3	1
																		227	A	Nevada		3	0
																		257	N	UNC Asheville		3	0
																		324	H	Southern U.		3	0
																		324	H	Southern U.		3	0
																		327	A	Savannah St.		3	0
LAST 10 GAMES																							
						153	A	Boise St.		0	3	227	A	Nevada		3	0						
						175	A	Air Force		3	2	45	A	San Diego St.		2	3						
						65	H	Fresno St.		2	3	175	H	Air Force		3	0						
						75	H	UNLV		1	3	153	H	Boise St.		3	2						
						104	H	New Mexico St.		0	3	75	A	UNLV		0	3						

Non-Div. I Games:

New Mexico

Average RPI Win:	162	WON-LOST	WINNING	LAST 10	STRENGTH OF	OPP. STRENGTH	TEAM	ADJ	CONF.	ADJ CONF.	
Average RPI Loss:	91	RECORD	PCT. RANK	GAMES	SCHEDULE	OF SCHEDULE	RPI	RPI	RPI	RPI	
DIV. I ONLY	17- 13	.56667	133	6- 4	65	115	87	.54683	94	11	11
DIV. I NON-CONF.	10- 6	.625	112	0- 0	33	115	46	.5924	47	11	11
<hr/>											
TOTALS	RPI 1-25	RPI 26-50		W-L RECORDS		RPI 51-100		RPI 101-150		RPI 150+	
17- 13	0- 0	0- 2		OVERALL		2- 7		6- 2		9- 2	
3- 4	0- 0	0- 0		HOME		0- 3		2- 0		1- 1	
7- 6	0- 0	0- 1		AWAY		0- 2		3- 2		4- 1	
7- 3	0- 0	0- 1		NEUTRAL		2- 2		1- 0		4- 0	
<hr/>											
10- 6	0- 0	0- 2		NON-CONFERENCE		2- 3		2- 1		6- 0	
0- 1	0- 0	0- 0		HOME		0- 1		0- 0		0- 0	
3- 2	0- 0	0- 1		AWAY		0- 0		1- 1		2- 0	
7- 3	0- 0	0- 1		NEUTRAL		2- 2		1- 0		4- 0	
<hr/>											
7- 7	0- 0	0- 0		CONFERENCE		0- 4		4- 1		3- 2	
3- 3	0- 0	0- 0		HOME		0- 2		2- 0		1- 1	
4- 4	0- 0	0- 0		AWAY		0- 2		2- 1		2- 1	
0- 0	0- 0	0- 0		NEUTRAL		0- 0		0- 0		0- 0	
<hr/>											
RPI	S	Opponent	Score	RPI	S	Opponent	Score	RPI	S	Opponent	Score
				28	A	Michigan	0 3	56	A	Ohio	0 3
				30	N	Western Ky.	1 3	59	H	Bowling Green	2 3
								62	N	IPFW	0 3
								66	N	Duke	1 3
								73	A	Western Mich.	0 3
								73	H	Western Mich.	2 3
								76	N	Southern Ill.	3 1
								91	H	Cleveland St.	2 3
								100	N	A&M-Corpus Christi	3 0

Non-Div. I Games:

Eastern Mich.

Average RPI Win: 179		WON-LOST	WINNING	LAST 10	STRENGTH OF	OPP. STRENGTH	TEAM	ADJ	CONF.	ADJ CONF.			
Average RPI Loss: 53		RECORD	PCT. RANK	GAMES	SCHEDULE	OF SCHEDULE	RPI	RPI	RPI	RPI			
DIV. I ONLY		15- 12	.55556	139	2- 8	85	72	99	.54618	95	4	5	
DIV. I NON-CONF.		12- 0	1	1	1- 0	130	238	36	.62327	38	4	4	
<hr/>													
TOTALS		RPI 1-25		RPI 26-50		W-L RECORDS		RPI 51-100		RPI 101-150		RPI 150+	
15- 12		0- 5		0- 0		OVERALL		3- 4		1- 3		11- 0	
9- 5		0- 2		0- 0		HOME		3- 1		1- 2		5- 0	
3- 7		0- 3		0- 0		AWAY		0- 3		0- 1		3- 0	
3- 0		0- 0		0- 0		NEUTRAL		0- 0		0- 0		3- 0	
12- 0		0- 0		0- 0		NON-CONFERENCE		1- 0		1- 0		10- 0	
7- 0		0- 0		0- 0		HOME		1- 0		1- 0		5- 0	
2- 0		0- 0		0- 0		AWAY		0- 0		0- 0		2- 0	
3- 0		0- 0		0- 0		NEUTRAL		0- 0		0- 0		3- 0	
3- 12		0- 5		0- 0		CONFERENCE		2- 4		0- 3		1- 0	
2- 5		0- 2		0- 0		HOME		2- 1		0- 2		0- 0	
1- 7		0- 3		0- 0		AWAY		0- 3		0- 1		1- 0	
0- 0		0- 0		0- 0		NEUTRAL		0- 0		0- 0		0- 0	
RPI	S	Opponent		Score	RPI	S	Opponent		Score	RPI	S	Opponent	Score
13	H	Florida		1 <div>3</div>						51	A	Auburn	1 <div>3</div>
17	A	Kentucky		0 <div>3</div>						51	H	Auburn	0 <div>3</div>
20	A	Tennessee		1 <div>3</div>						52	A	Missouri	0 <div>3</div>
24	A	Texas A&M		0 <div>3</div>						53	H	Georgia	3 0
24	H	Texas A&M		0 <div>3</div>						54	H	Clemson	3 0
										70	A	LSU	0 <div>3</div>
										70	H	LSU	3 2

Non-Div. I Games:

South Carolina

Average RPI Win:		220	WON-LOST RECORD		WINNING PCT. RANK		LAST 10 GAMES		STRENGTH OF SCHEDULE		OPP. STRENGTH OF SCHEDULE		TEAM RPI		ADJ RPI		CONF. RPI		ADJ CONF. RPI										
Average RPI Loss:		78																											
DIV. I ONLY			17- 10		.62963 100		8- 2		109		149		97		.54568 96		21		21										
DIV. I NON-CONF.			3- 8		.27273 264		0- 0		90		29		190		.47961 179		24		24										
TOTALS		RPI 1-25		RPI 26-50		W-L RECORDS		RPI 51-100		RPI 101-150		RPI 150+																	
17- 10		0- 2		0- 2		OVERALL		0- 3		2- 1		15- 2																	
10- 3		0- 0		0- 0		HOME		0- 1		1- 1		9- 1																	
6- 4		0- 1		0- 2		AWAY		0- 0		1- 0		5- 1																	
1- 3		0- 1		0- 0		NEUTRAL		0- 2		0- 0		1- 0																	
3- 8		0- 2		0- 2		NON-CONFERENCE		0- 3		0- 0		3- 1																	
2- 2		0- 0		0- 0		HOME		0- 1		0- 0		2- 1																	
0- 3		0- 1		0- 2		AWAY		0- 0		0- 0		0- 0																	
1- 3		0- 1		0- 0		NEUTRAL		0- 2		0- 0		1- 0																	
14- 2		0- 0		0- 0		CONFERENCE		0- 0		2- 1		12- 1																	
8- 1		0- 0		0- 0		HOME		0- 0		1- 1		7- 0																	
6- 1		0- 0		0- 0		AWAY		0- 0		1- 0		5- 1																	
0- 0		0- 0		0- 0		NEUTRAL		0- 0		0- 0		0- 0																	
RPI	S	Opponent		Score		RPI	S	Opponent		Score		RPI	S	Opponent		Score													
16	N	North Carolina		0	3	30	A	Western Ky.		0	3	52	H	Missouri		0	3	123	H	FGCU	0	3							
17	A	Kentucky		2	3	43	A	Arizona		0	3	60	N	Long Beach St.		0	3	143	A	East Tenn. St.	3	1							
												67	N	TCU		0	3	143	H	East Tenn. St.	3	0							
																		158	A	Northern Ky.	3	2							
																		158	H	Northern Ky.	3	0							
																		174	A	North Florida	1	3							
																		174	H	North Florida	3	2							
																		183	H	Austin Peay	3	0							
																		199	H	Houston	1	3							
																		212	A	Kennesaw St.	3	0							
																		212	H	Kennesaw St.	3	1							
																		244	A	Jacksonville	3	1							
																		244	H	Jacksonville	3	0							
																		248	A	Mercer	3	1							
																		248	H	Mercer	3	0							
																		259	A	USC Upstate	3	0							
																		259	H	USC Upstate	3	0							
																		266	N	Iona	3	0							
																		279	H	Appalachian St.	3	0							
																		316	H	Stetson	3	0							
						LAST 10 GAMES																							
						248 H Mercer						3 0						244 A Jacksonville						3 1					
						212 H Kennesaw St.						3 1						174 A North Florida						1 3					
						158 H Northern Ky.						3 0						316 H Stetson						3 0					
						259 H USC Upstate						3 0						123 H FGCU						0 3					
						143 H East Tenn. St.						3 0						143 A East Tenn. St.						3 1					

Non-Div. I Games:

Lipscomb



Average RPI Win:		213	WON-LOST RECORD		WINNING PCT. RANK		LAST 10 GAMES		STRENGTH OF SCHEDULE		OPP. STRENGTH OF SCHEDULE		TEAM RPI		ADJ RPI		CONF. RPI		ADJ CONF. RPI				
DIV. I ONLY			19- 5		.79167 28		8- 2		257		147		95		.54521 97		19		18				
DIV. I NON-CONF.			11- 3		.78571 52		0- 0		279		94		115		.5333 113		19		19				
TOTALS		RPI 1-25		RPI 26-50		W-L RECORDS		RPI 51-100		RPI 101-150		RPI 150+											
19- 5		0- 1		0- 0		OVERALL		0- 3		4- 0		15- 1											
11- 0		0- 0		0- 0		HOME		0- 0		2- 0		9- 0											
3- 4		0- 0		0- 0		AWAY		0- 3		0- 0		3- 1											
5- 1		0- 1		0- 0		NEUTRAL		0- 0		2- 0		3- 0											
11- 3		0- 1		0- 0		NON-CONFERENCE		0- 2		4- 0		7- 0											
5- 0		0- 0		0- 0		HOME		0- 0		2- 0		3- 0											
1- 2		0- 0		0- 0		AWAY		0- 2		0- 0		1- 0											
5- 1		0- 1		0- 0		NEUTRAL		0- 0		2- 0		3- 0											
8- 2		0- 0		0- 0		CONFERENCE		0- 1		0- 0		8- 1											
6- 0		0- 0		0- 0		HOME		0- 0		0- 0		6- 0											
2- 2		0- 0		0- 0		AWAY		0- 1		0- 0		2- 1											
0- 0		0- 0		0- 0		NEUTRAL		0- 0		0- 0		0- 0											
RPI	S	Opponent		Score		RPI	S	Opponent		Score		RPI	S	Opponent		Score							
5	N	UCLA		0 3						66	A	Duke	1	3	115	N	Alabama	3	2				
										78	A	Towson	0	3	117	H	Connecticut	3	0				
										92	A	UC Santa Barbara	0	3	128	H	Boston College	3	1				
															131	N	Idaho	3	1				
															155	A	Delaware	2	3				
															186	A	Hofstra	3	0				
															186	H	Hofstra	3	1				
															200	N	Cal Poly	3	0				
															201	A	William & Mary	3	2				
															201	H	William & Mary	3	1				
															210	H	James Madison	3	0				
															223	N	Elon	3	0				
															230	A	New Hampshire	3	0				
															232	H	UNC Wilmington	3	1				
															246	H	Harvard	3	0				
															250	H	Georgia St.	3	0				
															273	H	George Mason	3	0				
															283	H	Sacred Heart	3	1				
															317	H	Holy Cross	3	0				
															318	N	East Carolina	3	0				
LAST 10 GAMES																							
201 A William & Mary						3 2						210 H James Madison						3 0					
250 H Georgia St.						3 0						273 H George Mason						3 0					
78 A Towson						0 3						201 H William & Mary						3 1					
155 A Delaware						2 3						232 H UNC Wilmington						3 1					
186 A Hofstra						3 0						186 H Hofstra						3 1					

Non-Div. I Games:

Northeastern

Average RPI Win: 183		WON-LOST	WINNING	LAST 10	STRENGTH OF		OPP. STRENGTH	TEAM	ADJ	CONF.	ADJ CONF.		
Average RPI Loss: 58		RECORD	PCT. RANK	GAMES	SCHEDULE		OF SCHEDULE	RPI	RPI	RPI	RPI		
DIV. I ONLY		13- 14	.48148	183	2- 8		47	84	98	.54497	98	3	3
DIV. I NON-CONF.		11- 5	.6875	88	0- 1		74	213	80	.56904	82	3	3
TOTALS		RPI 1-25	RPI 26-50		W-L RECORDS		RPI 51-100		RPI 101-150		RPI 150+		
13- 14	0- 5	0- 3		OVERALL		0- 4		5- 1		8- 1			
5- 4	0- 3	0- 1		HOME		0- 0		2- 0		3- 0			
3- 8	0- 2	0- 2		AWAY		0- 2		1- 1		2- 1			
5- 2	0- 0	0- 0		NEUTRAL		0- 2		2- 0		3- 0			
11- 5	0- 0	0- 0		NON-CONFERENCE		0- 3		5- 1		6- 1			
4- 0	0- 0	0- 0		HOME		0- 0		2- 0		2- 0			
2- 3	0- 0	0- 0		AWAY		0- 1		1- 1		1- 1			
5- 2	0- 0	0- 0		NEUTRAL		0- 2		2- 0		3- 0			
2- 9	0- 5	0- 3		CONFERENCE		0- 1		0- 0		2- 0			
1- 4	0- 3	0- 1		HOME		0- 0		0- 0		1- 0			
1- 5	0- 2	0- 2		AWAY		0- 1		0- 0		1- 0			
0- 0	0- 0	0- 0		NEUTRAL		0- 0		0- 0		0- 0			
RPI S	Opponent	Score	RPI S	Opponent	Score	RPI S	Opponent	Score	RPI S	Opponent	Score		
2 H	Texas	0 3	28 A	Iowa St.	0 3	67 A	TCU	0 3	101 N	Furman	3 2		
10 H	Kansas	0 3	28 H	Iowa St.	1 3	72 A	Central Ark.	1 3	110 A	Rice	0 3		
11 A	Kansas St.	2 3	49 A	Baylor	1 3	74 N	Cal St. Northridge	0 3	114 H	Northwestern St.	3 1		
25 A	Oklahoma	0 3				78 N	Towson	0 3	121 H	North Texas	3 1		
25 H	Oklahoma	0 3							128 A	Boston College	3 2		
									137 N	Houston Baptist	3 2		
									177 N	Siena	3 1		
									184 A	West Virginia	3 1		
									184 H	West Virginia	3 1		
									194 H	San Jose St.	3 0		
									227 A	Nevada	2 3		
									229 A	Montana	3 1		
									255 N	Binghamton	3 0		
									272 H	Tex.-Pan American	3 0		
									277 N	Fordham	3 1		
			LAST 10 GAMES										
			28 A	Iowa St.	0 3	184 A	West Virginia	3 1					
			25 A	Oklahoma	0 3	49 A	Baylor	1 3					
			184 H	West Virginia	3 1	28 H	Iowa St.	1 3					
			11 A	Kansas St.	2 3	72 A	Central Ark.	1 3					
			25 H	Oklahoma	0 3	2 H	Texas	0 3					

Non-Div. I Games:

Texas Tech

Average RPI Win: 198		WON-LOST	WINNING	LAST 10	STRENGTH OF		OPP. STRENGTH	TEAM	ADJ	CONF.	ADJ CONF.
Average RPI Loss: 79		RECORD	PCT. RANK	GAMES	SCHEDULE		OF SCHEDULE	RPI	RPI	RPI	RPI
DIV. I ONLY		19- 7	.73077	44	210		105	101	.54492	99	17
DIV. I NON-CONF.		5- 5	.5	157	211		43	169	.49066	163	16
TOTALS		RPI 1-25	RPI 26-50		W-L RECORDS		RPI 51-100		RPI 101-150		RPI 150+
19- 7	0- 1	0- 2		OVERALL		0- 1		7- 3		12- 0	
9- 4	0- 0	0- 0		HOME		0- 1		2- 3		7- 0	
8- 2	0- 1	0- 1		AWAY		0- 0		5- 0		3- 0	
2- 1	0- 0	0- 1		NEUTRAL		0- 0		0- 0		2- 0	
5- 5	0- 1	0- 2		NON-CONFERENCE		0- 1		0- 1		5- 0	
3- 2	0- 0	0- 0		HOME		0- 1		0- 1		3- 0	
0- 2	0- 1	0- 1		AWAY		0- 0		0- 0		0- 0	
2- 1	0- 0	0- 1		NEUTRAL		0- 0		0- 0		2- 0	
14- 2	0- 0	0- 0		CONFERENCE		0- 0		7- 2		7- 0	
6- 2	0- 0	0- 0		HOME		0- 0		2- 2		4- 0	
8- 0	0- 0	0- 0		AWAY		0- 0		5- 0		3- 0	
0- 0	0- 0	0- 0		NEUTRAL		0- 0		0- 0		0- 0	
RPI S	Opponent	Score	RPI S	Opponent	Score	RPI S	Opponent	Score	RPI S	Opponent	Score
11 A	Kansas St.	0 3	32 N	St. Mary's (CA)	0 3	77 H	Utah	2 3	104 A	New Mexico St.	3 1
			45 A	San Diego St.	1 3				104 H	New Mexico St.	3 0
									108 A	UTSA	3 1
									108 H	UTSA	0 3
									131 A	Idaho	3 2
									131 H	Idaho	0 3
									147 A	Denver	3 2
									147 H	Denver	3 2
									148 A	Texas St.	3 0
									150 H	Utah Valley	2 3
									151 H	Portland	3 0
									194 H	San Jose St.	3 0
									219 A	Texas-Arlington	3 0
									219 H	Texas-Arlington	3 0
									229 N	Montana	3 2
									235 A	Seattle	3 0
									235 H	Seattle	3 2
									247 H	Southern Utah	3 1
									252 H	Weber St.	3 0
									283 N	Sacred Heart	3 1
									305 A	Louisiana Tech	3 1
									305 H	Louisiana Tech	3 0
			LAST 10 GAMES								
			104 A	New Mexico St.	3 1	131 A	Idaho	3 2			
			147 A	Denver	3 2	108 H	UTSA	0 3			
			305 H	Louisiana Tech	3 0	194 H	San Jose St.	3 0			
			219 H	Texas-Arlington	3 0	150 H	Utah Valley	2 3			
			235 A	Seattle	3 0	147 H	Denver	3 2			

Non-Div. I Games:

Utah St.

Average RPI Win: 198		WON-LOST RECORD		WINNING PCT. RANK		LAST 10 GAMES		STRENGTH OF SCHEDULE		OPP. STRENGTH OF SCHEDULE		TEAM RPI		ADJ RPI		CONF. RPI		ADJ CONF. RPI	
DIV. I ONLY		18- 9		.66667 80		7- 3		125		164		96		.5435 100		14		13	
DIV. I NON-CONF.		8- 4		.66667 90		1- 0		204		155		123		.51849 126		17		18	
TOTALS		RPI 1-25		RPI 26-50		W-L RECORDS		RPI 51-100		RPI 101-150		RPI 150+							
18- 9		0- 0		0- 1		OVERALL		1- 5		3- 2		14- 1							
7- 1		0- 0		0- 0		HOME		1- 1		2- 0		4- 0							
7- 6		0- 0		0- 1		AWAY		0- 3		1- 2		6- 0							
4- 2		0- 0		0- 0		NEUTRAL		0- 1		0- 0		4- 1							
8- 4		0- 0		0- 1		NON-CONFERENCE		0- 2		1- 0		7- 1							
1- 0		0- 0		0- 0		HOME		0- 0		0- 0		1- 0							
3- 2		0- 0		0- 1		AWAY		0- 1		1- 0		2- 0							
4- 2		0- 0		0- 0		NEUTRAL		0- 1		0- 0		4- 1							
10- 5		0- 0		0- 0		CONFERENCE		1- 3		2- 2		7- 0							
6- 1		0- 0		0- 0		HOME		1- 1		2- 0		3- 0							
4- 4		0- 0		0- 0		AWAY		0- 2		0- 2		4- 0							
0- 0		0- 0		0- 0		NEUTRAL		0- 0		0- 0		0- 0							
RPI	S	Opponent		Score		RPI	S	Opponent		Score		RPI	S	Opponent		Score			
						49	A	Baylor	0	3			114	A	Northwestern St.	1	3		
													72	A	Central Ark.	1	3		
													72	H	Central Ark.	3	2		
													89	A	Sam Houston St.	1	3		
													89	H	Sam Houston St.	0	3		
													94	N	Eastern Mich.	0	3		

Non-Div. I Games:

A&amp;M-Corpus Christi

Loss, Non-Conf, S Site, H Home, A Away, N Neutral Page 101

Average RPI Win:	144	WON-LOST RECORD		WINNING PCT. RANK		LAST 10 GAMES		STRENGTH OF SCHEDULE		OPP. STRENGTH OF SCHEDULE		TEAM RPI		ADJ RPI		CONF. RPI		ADJ CONF. RPI				
DIV. I ONLY		10- 13		.43478	206	3- 7		44		48		104		.54189	102	4		5				
DIV. I NON-CONF.		6- 3		.66667	90	0- 0		67		128		67		.57754	72	4		4				
<hr/>																						
TOTALS		RPI 1-25		RPI 26-50		W-L RECORDS		RPI 51-100		RPI 101-150		RPI 150+										
10- 13		0- 5		0- 2		OVERALL		4- 4		3- 1		3- 1										
6- 3		0- 1		0- 1		HOME		2- 1		2- 0		2- 0										
2- 8		0- 4		0- 0		AWAY		2- 3		0- 1		0- 0										
2- 2		0- 0		0- 1		NEUTRAL		0- 0		1- 0		1- 1										
6- 3		0- 1		0- 1		NON-CONFERENCE		1- 0		3- 0		2- 1										
3- 0		0- 0		0- 0		HOME		0- 0		2- 0		1- 0										
1- 1		0- 1		0- 0		AWAY		1- 0		0- 0		0- 0										
2- 2		0- 0		0- 1		NEUTRAL		0- 0		1- 0		1- 1										
4- 10		0- 4		0- 1		CONFERENCE		3- 4		0- 1		1- 0										
3- 3		0- 1		0- 1		HOME		2- 1		0- 0		1- 0										
1- 7		0- 3		0- 0		AWAY		1- 3		0- 1		0- 0										
0- 0		0- 0		0- 0		NEUTRAL		0- 0		0- 0		0- 0										
<hr/>																						
RPI	S	Opponent		Score		RPI	S	Opponent		Score		RPI	S	Opponent		Score						
13	A	Florida		0 <span>3</span>		26	H	Arkansas		1 <span>3</span>		51	H	Auburn		0 <span>3</span>		109	N	Samford	3	1
17	A	Kentucky		1 <span>3</span>		36	N	Marquette		0 <span>3</span>		52	A	Missouri		0 <span>3</span>		110	H	Rice	3	0
17	H	Kentucky		0 <span>3</span>								52	H	Missouri		3 1		115	A	Alabama	1	<span>3</span>
18	A	Miami (FL)		2 <span>3</span>								53	A	Georgia		2 <span>3</span>		136	H	North Dakota	3	1
24	A	Texas A&M		0 <span>3</span>								68	A	Xavier		3 2		182	H	Mississippi St.	3	1
												70	A	LSU		1 <span>3</span>		193	N	Wofford	2	<span>3</span>
												95	A	South Carolina		3 0		293	H	Alabama A&M	3	0
												95	H	South Carolina		3 0		303	N	Tennessee Tech	3	0

Non-Div. I Games:

Ole Miss

Average RPI Win:		194	WON-LOST RECORD		WINNING PCT. RANK		LAST 10 GAMES		STRENGTH OF SCHEDULE		OPP. STRENGTH OF SCHEDULE		TEAM RPI		ADJ RPI		CONF. RPI		ADJ CONF. RPI	
Average RPI Loss:		73																		
DIV. I ONLY			14- 10		.58333 120		6- 4		117		103		108		.54159 103		10		10	
DIV. I NON-CONF.			6- 4		.6 123		0- 0		97		124		100		.55245 92		10		10	
TOTALS		RPI 1-25		RPI 26-50		W-L RECORDS		RPI 51-100		RPI 101-150		RPI 150+								
14- 10		1- 0		1- 5		OVERALL		1- 3		1- 2		10- 0								
6- 4		1- 0		1- 3		HOME		0- 1		0- 0		4- 0								
5- 5		0- 0		0- 2		AWAY		1- 1		0- 2		4- 0								
3- 1		0- 0		0- 0		NEUTRAL		0- 1		1- 0		2- 0								
6- 4		1- 0		0- 1		NON-CONFERENCE		0- 1		1- 2		4- 0								
2- 1		1- 0		0- 1		HOME		0- 0		0- 0		1- 0								
1- 2		0- 0		0- 0		AWAY		0- 0		0- 2		1- 0								
3- 1		0- 0		0- 0		NEUTRAL		0- 1		1- 0		2- 0								
8- 6		0- 0		1- 4		CONFERENCE		1- 2		0- 0		6- 0								
4- 3		0- 0		1- 2		HOME		0- 1		0- 0		3- 0								
4- 3		0- 0		0- 2		AWAY		1- 1		0- 0		3- 0								
0- 0		0- 0		0- 0		NEUTRAL		0- 0		0- 0		0- 0								
RPI S	Opponent		Score		RPI S	Opponent		Score		RPI S	Opponent		Score		RPI S	Opponent		Score		
18 H	Miami (FL)		3 1		33 H	Creighton		0 3		69 N	VCU		1 3		123 N	FGCU		3 0		
					42 A	Wichita St.		1 3		76 A	Southern Ill.		0 3		135 A	Ball St.		1 3		
					42 H	Wichita St.		3 1		86 A	Missouri St.		3 2		146 A	Valparaiso		1 3		
					46 A	UNI		1 3		86 H	Missouri St.		2 3		204 H	Presbyterian		3 0		
					46 H	UNI		0 3							211 A	Toledo		3 1		
					47 H	Oregon St.		2 3							221 A	Evansville		3 0		
															228 A	Bradley		3 0		
															228 H	Bradley		3 1		
															237 N	Memphis		3 0		
															249 H	Drake		3 0		
															286 A	Indiana St.		3 0		
															286 H	Indiana St.		3 0		
															292 N	Gardner-Webb		3 0		
					LAST 10 GAMES															
					42 H	Wichita St.		3 1		249 H	Drake		3 0							
					86 H	Missouri St.		2 3		33 H	Creighton		0 3							
					286 H	Indiana St.		3 0		86 A	Missouri St.		3 2							
					46 A	UNI		1 3		42 A	Wichita St.		1 3							
					228 A	Bradley		3 0		286 A	Indiana St.		3 0							

Non-Div. I Games:

Illinois St.

Average RPI Win: 176		WON-LOST RECORD		WINNING PCT. RANK		LAST 10 GAMES		STRENGTH OF SCHEDULE		OPP. STRENGTH OF SCHEDULE		TEAM RPI		ADJ RPI		CONF. RPI		ADJ CONF. RPI	
DIV. I ONLY		18- 8		.69231 56		7- 3		177		109		102		.54106 104		17		17	
DIV. I NON-CONF.		7- 4		.63636 106		1- 0		106		38		84		.56675 83		16		16	
TOTALS		RPI 1-25		RPI 26-50		W-L RECORDS		RPI 51-100		RPI 101-150		RPI 150+							
18- 8		0- 0		1- 3		OVERALL		2- 2		5- 2		10- 1							
8- 3		0- 0		0- 1		HOME		1- 1		2- 1		5- 0							
7- 4		0- 0		0- 1		AWAY		1- 1		3- 1		3- 1							
3- 1		0- 0		1- 1		NEUTRAL		0- 0		0- 0		2- 0							
7- 4		0- 0		1- 3		NON-CONFERENCE		2- 0		1- 1		3- 0							
2- 1		0- 0		0- 1		HOME		1- 0		0- 0		1- 0							
2- 2		0- 0		0- 1		AWAY		1- 0		1- 1		0- 0							
3- 1		0- 0		1- 1		NEUTRAL		0- 0		0- 0		2- 0							
11- 4		0- 0		0- 0		CONFERENCE		0- 2		4- 1		7- 1							
6- 2		0- 0		0- 0		HOME		0- 1		2- 1		4- 0							
5- 2		0- 0		0- 0		AWAY		0- 1		2- 0		3- 1							
0- 0		0- 0		0- 0		NEUTRAL		0- 0		0- 0		0- 0							
RPI	S	Opponent	Score	RPI	S	Opponent	Score	RPI	S	Opponent	Score	RPI	S	Opponent	Score				
				31	N	Pepperdine	1 3	85	H	Cincinnati	3 1	108	H	UTSA	3 0				
				38	A	Colorado St.	1 3	93	A	New Mexico	3 0	124	A	Northern Ill.	3 1				
				42	N	Wichita St.	3 1	99	A	Utah St.	0 3	129	A	UTEP	2 3				
				48	H	Northwestern	1 3	99	H	Utah St.	1 3	131	A	Idaho	3 2				
												147	A	Denver	3 0				
												147	H	Denver	3 0				
												148	H	Texas St.	2 3				
												167	N	North Dakota St.	3 1				
												192	N	FIU	3 0				
												194	A	San Jose St.	3 1				
												194	H	San Jose St.	3 0				
												219	A	Texas-Arlington	1 3				
												219	H	Texas-Arlington	3 0				
												235	A	Seattle	3 2				
												235	H	Seattle	3 1				
												249	H	Drake	3 1				
												305	A	Louisiana Tech	3 1				
												305	H	Louisiana Tech	3 1				
LAST 10 GAMES																			
				99	H	Utah St.	1 3	305	A	Louisiana Tech	3 1								
				194	H	San Jose St.	3 0	219	A	Texas-Arlington	1 3								
				235	H	Seattle	3 1	148	H	Texas St.	2 3								
				147	A	Denver	3 0	108	H	UTSA	3 0								
				93	A	New Mexico	3 0	194	A	San Jose St.	3 1								

Non-Div. I Games:

New Mexico St.



Average RPI Win:		210	WON-LOST RECORD		WINNING PCT. RANK		LAST 10 GAMES		STRENGTH OF SCHEDULE		OPP. STRENGTH OF SCHEDULE		TEAM RPI		ADJ RPI		CONF. RPI		ADJ CONF. RPI				
DIV. I ONLY			18- 8	.69231	56	3- 7		173		140		103		.54007	105	8	8						
DIV. I NON-CONF.			12- 1	.92308	12	0- 0		266		231		86		.56159	87	9	9						
TOTALS		RPI 1-25		RPI 26-50		W-L RECORDS		RPI 51-100		RPI 101-150		RPI 150+											
18- 8		0- 2		0- 2		OVERALL		1- 1		3- 2		14- 1											
9- 2		0- 0		0- 2		HOME		0- 0		3- 0		6- 0											
5- 5		0- 1		0- 0		AWAY		1- 1		0- 2		4- 1											
4- 1		0- 1		0- 0		NEUTRAL		0- 0		0- 0		4- 0											
12- 1		0- 1		0- 0		NON-CONFERENCE		1- 0		0- 0		11- 0											
4- 0		0- 0		0- 0		HOME		0- 0		0- 0		4- 0											
4- 0		0- 0		0- 0		AWAY		1- 0		0- 0		3- 0											
4- 1		0- 1		0- 0		NEUTRAL		0- 0		0- 0		4- 0											
6- 7		0- 1		0- 2		CONFERENCE		0- 1		3- 2		3- 1											
5- 2		0- 0		0- 2		HOME		0- 0		3- 0		2- 0											
1- 5		0- 1		0- 0		AWAY		0- 1		0- 2		1- 1											
0- 0		0- 0		0- 0		NEUTRAL		0- 0		0- 0		0- 0											
RPI	S	Opponent		Score		RPI	S	Opponent		Score		RPI	S	Opponent		Score							
7	A	Louisville		0 3		34	H	Notre Dame		1 3		82	A	Maryland		3 1		112	A	St. John's (NY)		1 3	
23	N	Ohio St.		0 3		36	H	Marquette		2 3		85	A	Cincinnati		2 3		113	H	Rutgers		3 2	
												117 A Connecticut						2 3					
												127 H South Fla.						3 1					
												132 H Pittsburgh						3 1					
												179 H Princeton						3 0					
												186 A Hofstra						3 0					
												190 N Canisius						3 0					
												195 A Villanova						2 3					
												206 H Syracuse						3 1					
												210 A James Madison						3 1					
												213 A Rhode Island						3 2					
												217 A Georgetown						3 1					
												226 H DePaul						3 0					
												236 H Stony Brook						3 2					
												255 N Binghamton						3 2					
												279 N Appalachian St.						3 1					
300 H Morgan St.						3 0																	
304 N Hartford						3 0																	
325 H Saint Peter's						3 0																	
LAST 10 GAMES																							
226 H DePaul						3 0		206 H Syracuse						3 1									
34 H Notre Dame						1 3		36 H Marquette						2 3									
117 A Connecticut						2 3		85 A Cincinnati						2 3									
112 A St. John's (NY)						1 3		7 A Louisville						0 3									
113 H Rutgers						3 2		195 A Villanova						2 3									

Non-Div. I Games:

Seton Hall

Average RPI Win:	155	WON-LOST RECORD	WINNING PCT. RANK	LAST 10 GAMES	STRENGTH OF SCHEDULE	OPP. STRENGTH OF SCHEDULE	TEAM RPI	ADJ RPI	CONF. RPI	ADJ CONF. RPI	
Average RPI Loss:	61	11- 15	.42308 211	3- 7	51	59	110	.53518 106	1	2	
DIV. I ONLY		8- 4	.66667 90	0- 0	114	243	97	.54586 102	1	1	
DIV. I NON-CONF.											
<hr/>											
TOTALS	RPI 1-25	RPI 26-50		W-L RECORDS	RPI 51-100		RPI 101-150		RPI 150+		
11- 15	1- 3	1- 7		OVERALL	3- 1		0- 2		6- 2		
5- 8	1- 1	0- 4		HOME	2- 1		0- 2		2- 0		
3- 6	0- 2	1- 3		AWAY	1- 0		0- 0		1- 1		
3- 1	0- 0	0- 0		NEUTRAL	0- 0		0- 0		3- 1		
8- 4	0- 0	0- 0		NON-CONFERENCE	2- 1		0- 1		6- 2		
4- 2	0- 0	0- 0		HOME	2- 1		0- 1		2- 0		
1- 1	0- 0	0- 0		AWAY	0- 0		0- 0		1- 1		
3- 1	0- 0	0- 0		NEUTRAL	0- 0		0- 0		3- 1		
3- 11	1- 3	1- 7		CONFERENCE	1- 0		0- 1		0- 0		
1- 6	1- 1	0- 4		HOME	0- 0		0- 1		0- 0		
2- 5	0- 2	1- 3		AWAY	1- 0		0- 0		0- 0		
0- 0	0- 0	0- 0		NEUTRAL	0- 0		0- 0		0- 0		
<hr/>											
RPI S	Opponent	Score	RPI S	Opponent	Score	RPI S	Opponent	Score	RPI S	Opponent	Score
3 A	Penn St.	1 <div>3</div>	28 A	Michigan	1 <div>3</div>	58 A	Wisconsin	3 1	116 H	Iowa	1 <div>3</div>
4 H	Nebraska	2 <div>3</div>	28 H	Michigan	0 <div>3</div>	59 H	Bowling Green	1 <div>3</div>	146 H	Valparaiso	2 <div>3</div>
19 H	Purdue	3 1	37 A	Illinois	1 <div>3</div>	79 H	Georgia Tech	3 1	154 N	Stephen F. Austin	2 <div>3</div>
23 A	Ohio St.	1 <div>3</div>	37 H	Illinois	1 <div>3</div>	91 H	Cleveland St.	3 1	157 A	Butler	1 <div>3</div>
			41 A	Michigan St.	0 <div>3</div>				160 A	Army	3 1
			41 H	Michigan St.	1 <div>3</div>				216 N	Western Ill.	3 0
			48 A	Northwestern	3 0				236 N	Stony Brook	3 1
			48 H	Northwestern	1 <div>3</div>				239 H	Miami (OH)	3 0
									241 H	Chattanooga	3 1
									320 N	Quinnipiac	3 0
<hr/>											
			LAST 10 GAMES								
			37 A Illinois 1 <div>3</div>			19 H Purdue 3 1					
			48 A Northwestern 3 0			3 A Penn St. 1 <div>3</div>					
			28 H Michigan 0 <div>3</div>			23 A Ohio St. 1 <div>3</div>					
			41 H Michigan St. 1 <div>3</div>			4 H Nebraska 2 <div>3</div>					
			58 A Wisconsin 3 1			116 H Iowa 1 <div>3</div>					

Non-Div. I Games:

Indiana

Average RPI Win: 186		WON-LOST	WINNING	LAST 10	STRENGTH OF		OPP. STRENGTH	TEAM	ADJ	CONF.	ADJ CONF.				
Average RPI Loss: 62		RECORD	PCT. RANK	GAMES	SCHEDULE		OF SCHEDULE	RPI	RPI	RPI	RPI				
DIV. I ONLY		15- 10	.6 111	3- 5	156		83	116	.53436	107	7 7				
DIV. I NON-CONF.		11- 3	.78571 52	0- 0	197		97	88	.56284	85	8 8				
<hr/>															
TOTALS		RPI 1-25		RPI 26-50		W-L RECORDS		RPI 51-100		RPI 101-150		RPI 150+			
15- 10		0- 1		1- 4		OVERALL		1- 4		3- 1		10- 0			
11- 2		0- 0		0- 2		HOME		1- 0		2- 0		8- 0			
1- 7		0- 1		0- 2		AWAY		0- 3		0- 1		1- 0			
3- 1		0- 0		1- 0		NEUTRAL		0- 1		1- 0		1- 0			
<hr/>															
11- 3		0- 1		1- 0		NON-CONFERENCE		1- 1		3- 1		6- 0			
8- 0		0- 0		0- 0		HOME		1- 0		2- 0		5- 0			
0- 2		0- 1		0- 0		AWAY		0- 0		0- 1		0- 0			
3- 1		0- 0		1- 0		NEUTRAL		0- 1		1- 0		1- 0			
<hr/>															
4- 7		0- 0		0- 4		CONFERENCE		0- 3		0- 0		4- 0			
3- 2		0- 0		0- 2		HOME		0- 0		0- 0		3- 0			
1- 5		0- 0		0- 2		AWAY		0- 3		0- 0		1- 0			
0- 0		0- 0		0- 0		NEUTRAL		0- 0		0- 0		0- 0			
<hr/>															
RPI S	Opponent	Score		RPI S	Opponent	Score		RPI S	Opponent	Score		RPI S	Opponent	Score	
10 A	Kansas	0	3	38 A	Colorado St.	0	3	61 H	San Francisco	3	0	123 H	FGCU	3	0
				38 H	Colorado St.	0	3	65 A	Fresno St.	2	3	132 N	Pittsburgh	3	0
				39 N	Arizona St.	3	2	71 N	Col. of Charleston	1	3	135 A	Ball St.	1	3
				45 A	San Diego St.	1	3	75 A	UNLV	2	3	141 H	UMKC	3	0
				45 H	San Diego St.	2	3	93 A	New Mexico	1	3	153 H	Boise St.	3	1
												162 H	George Washington	3	0
												175 H	Air Force	3	0
												204 H	Presbyterian	3	1
												227 A	Nevada	3	0
												227 H	Nevada	3	2
												235 H	Seattle	3	1
												289 H	Eastern Wash.	3	0
												302 N	Wright St.	3	0
												322 H	Bethune-Cookman	3	0

Non-Div. I Games: Colorado St.-Pueblo 3 0 Regis (CO) 3 1

Wyoming

Average RPI Win: 192		WON-LOST RECORD	WINNING PCT. RANK		LAST 10 GAMES	STRENGTH OF SCHEDULE	OPP. STRENGTH OF SCHEDULE	TEAM RPI	ADJ RPI	CONF. RPI	ADJ CONF. RPI		
Average RPI Loss: 122													
DIV. I ONLY		17- 8	.68	70	7- 3	174	171	107	.53423	108	17	17	
DIV. I NON-CONF.		7- 3	.7	75	0- 0	84	164	77	.57328	79	16	16	
<hr/>													
TOTALS		RPI 1-25		RPI 26-50		W-L RECORDS		RPI 51-100		RPI 101-150		RPI 150+	
17- 8		0- 0		0- 0		OVERALL		1- 1		4- 7		12- 0	
10- 2		0- 0		0- 0		HOME		0- 1		4- 1		6- 0	
6- 5		0- 0		0- 0		AWAY		1- 0		0- 5		5- 0	
1- 1		0- 0		0- 0		NEUTRAL		0- 0		0- 1		1- 0	
7- 3		0- 0		0- 0		NON-CONFERENCE		0- 0		2- 3		5- 0	
4- 1		0- 0		0- 0		HOME		0- 0		2- 1		2- 0	
2- 1		0- 0		0- 0		AWAY		0- 0		0- 1		2- 0	
1- 1		0- 0		0- 0		NEUTRAL		0- 0		0- 1		1- 0	
10- 5		0- 0		0- 0		CONFERENCE		1- 1		2- 4		7- 0	
6- 1		0- 0		0- 0		HOME		0- 1		2- 0		4- 0	
4- 4		0- 0		0- 0		AWAY		1- 0		0- 4		3- 0	
0- 0		0- 0		0- 0		NEUTRAL		0- 0		0- 0		0- 0	
RPI	S	Opponent	Score	RPI	S	Opponent	Score	RPI	S	Opponent	Score		
								99	A	Utah St.	3 0		
								99	H	Utah St.	1 3		
										101	N	Furman	0 3
										104	A	New Mexico St.	0 3
										110	H	Rice	1 3
										129	H	UTEP	3 2
										131	A	Idaho	1 3
										131	H	Idaho	3 1
										137	A	Houston Baptist	0 3
										137	H	Houston Baptist	3 0
										147	A	Denver	1 3
										148	A	Texas St.	2 3
										148	H	Texas St.	3 0
										161	N	UAB	3 2
										170	A	Middle Tenn.	3 1
										189	H	Belmont	3 1
										189	H	Belmont	3 0
										194	H	San Jose St.	3 1
										199	A	Houston	3 1
										219	A	Texas-Arlington	3 0
										219	H	Texas-Arlington	3 0
										235	A	Seattle	3 1
										235	H	Seattle	3 0
										305	A	Louisiana Tech	3 0
										305	H	Louisiana Tech	3 0
				LAST 10 GAMES									
				305	A	Louisiana Tech	3 0	99	A	Utah St.	3 0		
				219	A	Texas-Arlington	3 0	147	A	Denver	1 3		
				235	H	Seattle	3 0	104	A	New Mexico St.	0 3		
				131	H	Idaho	3 1	219	H	Texas-Arlington	3 0		
				148	A	Texas St.	2 3	305	H	Louisiana Tech	3 0		

Non-Div. I Games:

UTSA

Average RPI Win: 237		WON-LOST RECORD		WINNING PCT. RANK		LAST 10 GAMES		STRENGTH OF SCHEDULE		OPP. STRENGTH OF SCHEDULE		TEAM RPI		ADJ RPI		CONF. RPI		ADJ CONF. RPI	
DIV. I ONLY		19- 8		.7037 53		8- 2		196		192		111		.53368 109		20		20	
DIV. I NON-CONF.		7- 6		.53846 152		0- 0		243		134		180		.48326 175		22		21	
TOTALS		RPI 1-25		RPI 26-50		W-L RECORDS		RPI 51-100		RPI 101-150		RPI 150+							
19- 8		0- 2		0- 0		OVERALL		0- 3		1- 3		18- 0							
10- 1		0- 0		0- 0		HOME		0- 1		1- 0		9- 0							
6- 4		0- 2		0- 0		AWAY		0- 1		0- 1		6- 0							
3- 3		0- 0		0- 0		NEUTRAL		0- 1		0- 2		3- 0							
7- 6		0- 2		0- 0		NON-CONFERENCE		0- 1		0- 3		7- 0							
3- 0		0- 0		0- 0		HOME		0- 0		0- 0		3- 0							
1- 3		0- 2		0- 0		AWAY		0- 0		0- 1		1- 0							
3- 3		0- 0		0- 0		NEUTRAL		0- 1		0- 2		3- 0							
12- 2		0- 0		0- 0		CONFERENCE		0- 2		1- 0		11- 0							
7- 1		0- 0		0- 0		HOME		0- 1		1- 0		6- 0							
5- 1		0- 0		0- 0		AWAY		0- 1		0- 0		5- 0							
0- 0		0- 0		0- 0		NEUTRAL		0- 0		0- 0		0- 0							
RPI S	Opponent	Score		RPI S	Opponent	Score		RPI S	Opponent	Score		RPI S	Opponent	Score					
7 A	Louisville	1	3					66 N	Duke	1	3	101 H	Furman	3	2				
18 A	Miami (FL)	1	3					71 A	Col. of Charleston	0	3	102 N	Ole Miss	1	3				
								87 H	Ga. Southern	2	3	113 N	Rutgers	2	3				
												115 A	Alabama	1	3				
												187 N	South Ala.	3	1				
												191 N	Marshall	3	0				
												193 A	Wofford	3	2				
												202 A	UNC Greensboro	3	0				
												202 H	UNC Greensboro	3	1				
												220 H	Davidson	3	1				
												223 A	Elon	3	1				
												223 H	Elon	3	1				
												241 A	Chattanooga	3	0				
												241 H	Chattanooga	3	1				
												248 N	Mercer	3	0				
												250 A	Georgia St.	3	0				
												271 H	Western Caro.	3	0				
												279 H	Appalachian St.	3	0				
												292 H	Gardner-Webb	3	0				
												303 H	Tennessee Tech	3	0				
												306 A	Citadel	3	0				
												330 H	Alcorn	3	0				
LAST 10 GAMES																			
202 H	UNC Greensboro	3	1	87 H	Ga. Southern	2	3												
223 H	Elon	3	1	306 A	Citadel	3	0												
241 H	Chattanooga	3	1	71 A	Col. of Charleston	0	3												
193 A	Wofford	3	2	223 A	Elon	3	1												
220 H	Davidson	3	1	202 A	UNC Greensboro	3	0												

Non-Div. I Games: North Ala. 3 0

Samford

Average RPI Win:	192	WON-LOST	WINNING	LAST 10	STRENGTH OF	OPP. STRENGTH	TEAM	ADJ	CONF.	ADJ CONF.			
Average RPI Loss:	87	RECORD	PCT. RANK	GAMES	SCHEDULE	OF SCHEDULE	RPI	RPI	RPI	RPI			
DIV. I ONLY	18- 10	.64286	95	7- 3	153	114	106	.53327	110	22	22		
DIV. I NON-CONF.	7- 7	.5	157	0- 0	56	45	92	.55471	91	18	17		
<hr/>													
TOTALS	RPI 1-25	RPI 26-50		W-L RECORDS		RPI 51-100		RPI 101-150		RPI 150+			
18- 10	0- 3	0- 0		OVERALL		2- 3		5- 2		11- 2			
11- 7	0- 3	0- 0		HOME		2- 3		2- 1		7- 0			
5- 3	0- 0	0- 0		AWAY		0- 0		2- 1		3- 2			
2- 0	0- 0	0- 0		NEUTRAL		0- 0		1- 0		1- 0			
<hr/>													
7- 7	0- 3	0- 0		NON-CONFERENCE		2- 2		3- 2		2- 0			
4- 6	0- 3	0- 0		HOME		2- 2		1- 1		1- 0			
1- 1	0- 0	0- 0		AWAY		0- 0		1- 1		0- 0			
2- 0	0- 0	0- 0		NEUTRAL		0- 0		1- 0		1- 0			
<hr/>													
11- 3	0- 0	0- 0		CONFERENCE		0- 1		2- 0		9- 2			
7- 1	0- 0	0- 0		HOME		0- 1		1- 0		6- 0			
4- 2	0- 0	0- 0		AWAY		0- 0		1- 0		3- 2			
0- 0	0- 0	0- 0		NEUTRAL		0- 0		0- 0		0- 0			
<hr/>													
RPI S	Opponent	Score		RPI S	Opponent	Score		RPI S	Opponent	Score			
14 H	Washington	0	3			63 H	Tulsa	2	3	102 A	Ole Miss	0	3
15 H	BYU	0	3			70 H	LSU	0	3	108 A	UTSA	3	1
19 H	Purdue	2	3			74 H	Cal St. Northridge	0	3	118 H	Arkansas St.	1	3
						89 H	Sam Houston St.	3	0	129 A	UTEP	3	2
						98 H	Texas Tech	3	0	129 H	UTEP	3	0
										136 N	North Dakota	3	1
										137 H	Houston Baptist	3	1
										161 A	UAB	3	2
										175 H	Air Force	3	0
										191 A	Marshall	0	3
										198 H	UCF	3	0
										199 A	Houston	1	3
										199 H	Houston	3	0
										214 H	SMU	3	2
										237 A	Memphis	3	0
										274 H	Southern Miss.	3	0
										280 A	Tulane	3	1
										280 H	Tulane	3	0
										293 N	Alabama A&M	3	0
										318 H	East Carolina	3	1
<hr/>													
LAST 10 GAMES													
198 H UCF				3	0	318 H East Carolina				3	1		
274 H Southern Miss.				3	0	191 A Marshall				0	3		
199 A Houston				1	3	280 H Tulane				3	0		
129 A UTEP				3	2	129 H UTEP				3	0		
280 A Tulane				3	1	63 H Tulsa				2	3		

**Non-Div. I Games:**

Rice

Average RPI Win:		226	WON-LOST RECORD		WINNING PCT. RANK		LAST 10 GAMES		STRENGTH OF SCHEDULE		OPP. STRENGTH OF SCHEDULE		TEAM RPI		ADJ RPI		CONF. RPI		ADJ CONF. RPI	
DIV. I ONLY			21- 10		.67742 79		6- 4		158		165		105		.53314 111		13		14	
DIV. I NON-CONF.			13- 5		.72222 70		2- 0		196		162		107		.53837 108		13		15	
TOTALS		RPI 1-25		RPI 26-50		W-L RECORDS		RPI 51-100		RPI 101-150		RPI 150+								
21- 10		0- 4		0- 1		OVERALL		2- 3		1- 0		18- 2								
12- 0		0- 0		0- 0		HOME		1- 0		1- 0		10- 0								
5- 8		0- 2		0- 1		AWAY		1- 3		0- 0		4- 2								
4- 2		0- 2		0- 0		NEUTRAL		0- 0		0- 0		4- 0								
13- 5		0- 4		0- 0		NON-CONFERENCE		1- 1		1- 0		11- 0								
6- 0		0- 0		0- 0		HOME		0- 0		1- 0		5- 0								
3- 3		0- 2		0- 0		AWAY		1- 1		0- 0		2- 0								
4- 2		0- 2		0- 0		NEUTRAL		0- 0		0- 0		4- 0								
8- 5		0- 0		0- 1		CONFERENCE		1- 2		0- 0		7- 2								
6- 0		0- 0		0- 0		HOME		1- 0		0- 0		5- 0								
2- 5		0- 0		0- 1		AWAY		0- 2		0- 0		2- 2								
0- 0		0- 0		0- 0		NEUTRAL		0- 0		0- 0		0- 0								
RPI	S	Opponent		Score		RPI	S	Opponent		Score		RPI	S	Opponent		Score				
3	A	Penn St.		0	3	27	A	Dayton		0	3	68	A	Xavier		0	3			
4	A	Nebraska		0	3							69	A	VCU		0	3			
17	N	Kentucky		0	3							69	H	VCU		3	1			
25	N	Oklahoma		0	3							93	A	New Mexico		3	2			
												93	A	New Mexico		1	3			
												132	H	Pittsburgh		3	0			
												151	N	Portland		3	1			
												157	A	Butler		3	1			
												162	A	George Washington		1	3			
												171	H	Temple		3	0			
												172	A	Saint Louis		3	2			
												184	A	West Virginia		3	2			
												213	H	Rhode Island		3	0			
												231	A	Charlotte		1	3			
												231	H	Charlotte		3	0			
												245	H	Loyola Maryland		3	1			
												253	H	Robert Morris		3	0			
												254	N	Eastern Ill.		3	0			
												277	H	Fordham		3	1			
												284	A	Saint Francis (PA)		3	0			
												291	H	Bucknell		3	0			
												294	H	Norfolk St.		3	0			
												296	H	La Salle		3	0			
												324	N	Southern U.		3	0			
												324	N	Southern U.		3	0			
												326	H	Providence		3	0			
LAST 10 GAMES																				
277 H Fordham						3	1	69 A VCU						0	3					
213 H Rhode Island						3	0	231 A Charlotte						1	3					
27 A Dayton						0	3	296 H La Salle						3	0					
68 A Xavier						0	3	171 H Temple						3	0					
253 H Robert Morris						3	0	184 A West Virginia						3	2					

**Non-Div. I Games:**

Duquesne

Average RPI Win:	239	WON-LOST RECORD	WINNING PCT. RANK	LAST 10 GAMES	STRENGTH OF SCHEDULE	OPP. STRENGTH OF SCHEDULE	TEAM RPI	ADJ RPI	CONF. RPI	ADJ CONF. RPI	
Average RPI Loss:	75										
DIV. I ONLY	19- 10	.65517	88	3- 7	154	204	114	.53225	112	8	8
DIV. I NON-CONF.	13- 3	.8125	44	0- 0	230	300	109	.53788	109	9	9
<hr/>											
TOTALS	RPI 1-25	RPI 26-50		W-L RECORDS	RPI 51-100		RPI 101-150		RPI 150+		
19- 10	0- 1	0- 2		OVERALL	0- 4		3- 3		16- 0		
9- 4	0- 1	0- 0		HOME	0- 2		2- 1		7- 0		
5- 4	0- 0	0- 2		AWAY	0- 0		1- 2		4- 0		
5- 2	0- 0	0- 0		NEUTRAL	0- 2		0- 0		5- 0		
<hr/>											
13- 3	0- 0	0- 0		NON-CONFERENCE	0- 3		1- 0		12- 0		
5- 1	0- 0	0- 0		HOME	0- 1		0- 0		5- 0		
3- 0	0- 0	0- 0		AWAY	0- 0		1- 0		2- 0		
5- 2	0- 0	0- 0		NEUTRAL	0- 2		0- 0		5- 0		
<hr/>											
6- 7	0- 1	0- 2		CONFERENCE	0- 1		2- 3		4- 0		
4- 3	0- 1	0- 0		HOME	0- 1		2- 1		2- 0		
2- 4	0- 0	0- 2		AWAY	0- 0		0- 2		2- 0		
0- 0	0- 0	0- 0		NEUTRAL	0- 0		0- 0		0- 0		
<hr/>											
RPI S	Opponent	Score	RPI S	Opponent	Score	RPI S	Opponent	Score	RPI S	Opponent	Score
7	H Louisville	2 <b>3</b>	34	A Notre Dame	1 <b>3</b>	57	H Idaho St.	1 <b>3</b>	105	H Seton Hall	3 1
			36	A Marquette	1 <b>3</b>	78	N Towson	0 <b>3</b>	113	H Rutgers	2 <b>3</b>
						82	N Maryland	0 <b>3</b>	117	H Connecticut	3 0
						85	H Cincinnati	1 <b>3</b>	127	A South Fla.	1 <b>3</b>
									132	A Pittsburgh	0 <b>3</b>
									145	A LIU Brooklyn	3 2
									177	H Siena	3 0
									195	H Villanova	3 2
									206	A Syracuse	3 1
									217	H Georgetown	3 0
									226	A DePaul	3 1
									243	N UMBC	3 1
									258	A Central Conn. St.	3 1
									266	H Iona	3 0
									267	N Brown	3 0
									278	N NJIT	3 0
									281	N Coppin St.	3 0
									300	A Morgan St.	3 0
									310	H Bryant	3 0
									313	H Fairleigh Dickinson	3 0
									317	N Holy Cross	3 0
									323	H St. Francis (NY)	3 0
<hr/>											
			LAST 10 GAMES								
			36	A Marquette	1 <b>3</b>	132	A Pittsburgh	0 <b>3</b>			
			206	A Syracuse	3 1	85	H Cincinnati	1 <b>3</b>			
			113	H Rutgers	2 <b>3</b>	7	H Louisville	2 <b>3</b>			
			105	H Seton Hall	3 1	34	A Notre Dame	1 <b>3</b>			
			127	A South Fla.	1 <b>3</b>	226	A DePaul	3 1			

Non-Div. I Games:

St. John's (NY)



Average RPI Win:		229	WON-LOST RECORD		WINNING PCT. RANK		LAST 10 GAMES		STRENGTH OF SCHEDULE		OPP. STRENGTH OF SCHEDULE		TEAM RPI		ADJ RPI		CONF. RPI		ADJ CONF. RPI		
Average RPI Loss:		86																			
DIV. I ONLY			18- 10		.64286 95		4- 6		147		176		109		.53112 113		8		8		
DIV. I NON-CONF.			14- 1		.93333 9		0- 0		209		268		69		.57694 73		9		9		
TOTALS		RPI 1-25		RPI 26-50		W-L RECORDS		RPI 51-100		RPI 101-150		RPI 150+									
18- 10		0- 2		0- 2		OVERALL		0- 1		2- 4		16- 1									
6- 4		0- 0		0- 2		HOME		0- 0		0- 2		6- 0									
6- 6		0- 2		0- 0		AWAY		0- 1		1- 2		5- 1									
6- 0		0- 0		0- 0		NEUTRAL		0- 0		1- 0		5- 0									
14- 1		0- 1		0- 0		NON-CONFERENCE		0- 0		1- 0		13- 0									
4- 0		0- 0		0- 0		HOME		0- 0		0- 0		4- 0									
4- 1		0- 1		0- 0		AWAY		0- 0		0- 0		4- 0									
6- 0		0- 0		0- 0		NEUTRAL		0- 0		1- 0		5- 0									
4- 9		0- 1		0- 2		CONFERENCE		0- 1		1- 4		3- 1									
2- 4		0- 0		0- 2		HOME		0- 0		0- 2		2- 0									
2- 5		0- 1		0- 0		AWAY		0- 1		1- 2		1- 1									
0- 0		0- 0		0- 0		NEUTRAL		0- 0		0- 0		0- 0									
RPI	S	Opponent		Score		RPI	S	Opponent		Score		RPI	S	Opponent		Score					
7	A	Louisville		0 3		34	H	Notre Dame		1 3		85	A	Cincinnati		0 3					
18	A	Miami (FL)		0 3		36	H	Marquette		2 3											
												105	A	Seton Hall		2 3					
												109	N	Samford		3 2					
												112	A	St. John's (NY)		3 2					
												117	A	Connecticut		0 3					
												127	H	South Fla.		1 3					
												132	H	Pittsburgh		2 3					
												181	A	Penn		3 1					
												193	N	Wofford		3 2					
												195	A	Villanova		1 3					
												206	H	Syracuse		3 1					
												208	A	Lehigh		3 2					
												213	H	Rhode Island		3 1					
217	A	Georgetown		3 1																	
226	H	DePaul		3 2																	
230	H	New Hampshire		3 0																	
232	N	UNC Wilmington		3 0																	
266	H	Iona		3 0																	
270	N	Radford		3 0																	
273	N	George Mason		3 2																	
277	A	Fordham		3 2																	
294	A	Norfolk St.		3 0																	
299	H	Lafayette		3 0																	
316	N	Stetson		3 0																	
LAST 10 GAMES																					
34 H Notre Dame						1 3		36 H Marquette						2 3		316 N Stetson					
226 H DePaul						3 2		206 H Syracuse						3 1		7 A Louisville					
112 A St. John's (NY)						3 2		7 A Louisville						0 3		85 A Cincinnati					
117 A Connecticut						0 3		85 A Cincinnati						0 3		217 A Georgetown					
105 A Seton Hall						2 3		217 A Georgetown						3 1							

Non-Div. I Games:

Rutgers

Average RPI Win: 231		WON-LOST	WINNING	LAST 10	STRENGTH OF		OPP. STRENGTH	TEAM	ADJ	CONF.	ADJ CONF.
Average RPI Loss: 93		RECORD	PCT. RANK	GAMES	SCHEDULE		OF SCHEDULE	RPI	RPI	RPI	RPI
DIV. I ONLY		19- 8	.7037	53	8- 2		211	174	113	.52869	114
DIV. I NON-CONF.		8- 4	.66667	90	0- 0		260	175	147	.4996	149
TOTALS		RPI 1-25	RPI 26-50		W-L RECORDS		RPI 51-100		RPI 101-150		RPI 150+
19- 8	0- 1	0- 1		OVERALL		1- 4		1- 0		17- 2	
8- 1	0- 0	0- 0		HOME		1- 1		1- 0		6- 0	
5- 5	0- 0	0- 1		AWAY		0- 3		0- 0		5- 1	
6- 2	0- 1	0- 0		NEUTRAL		0- 0		0- 0		6- 1	
8- 4	0- 1	0- 1		NON-CONFERENCE		0- 1		0- 0		8- 1	
1- 0	0- 0	0- 0		HOME		0- 0		0- 0		1- 0	
1- 2	0- 0	0- 1		AWAY		0- 1		0- 0		1- 0	
6- 2	0- 1	0- 0		NEUTRAL		0- 0		0- 0		6- 1	
11- 4	0- 0	0- 0		CONFERENCE		1- 3		1- 0		9- 1	
7- 1	0- 0	0- 0		HOME		1- 1		1- 0		5- 0	
4- 3	0- 0	0- 0		AWAY		0- 2		0- 0		4- 1	
0- 0	0- 0	0- 0		NEUTRAL		0- 0		0- 0		0- 0	
RPI S	Opponent	Score		RPI S	Opponent	Score		RPI S	Opponent	Score	
10 N	Kansas	0 3		26 A	Arkansas	1 3		72 H	Central Ark.	2 3	
								89 A	Sam Houston St.	1 3	
								98 A	Texas Tech	1 3	
								100 A	A&M-Corpus Christi	1 3	
								100 H	A&M-Corpus Christi	3 1	
										122 H Oral Roberts 3 1	
										154 A Stephen F. Austin 1 3	
										154 H Stephen F. Austin 3 0	
										188 A Nicholls St. 3 2	
										188 H Nicholls St. 3 0	
										194 N San Jose St. 0 3	
										219 A Texas-Arlington 3 2	
										237 A Lamar 3 2	
										237 H Lamar 3 1	
										240 A Southeastern La. 3 0	
										240 H Southeastern La. 3 1	
										253 N Robert Morris 3 0	
										268 N UT Martin 3 1	
										269 A McNeese St. 3 0	
										269 H McNeese St. 3 0	
										272 N Tex.-Pan American 3 0	
										274 N Southern Miss. 3 0	
										274 N Southern Miss. 3 1	
										282 N Marist 3 1	
										305 H Louisiana Tech 3 0	
LAST 10 GAMES											
				154 H	Stephen F. Austin	3	0	188 H	Nicholls St.	3	0
				240 A	Southeastern La.	3	0	240 H	Southeastern La.	3	1
				188 A	Nicholls St.	3	2	89 A	Sam Houston St.	1	3
				269 H	McNeese St.	3	0	100 A	A&M-Corpus Christi	1	3
				237 H	Lamar	3	1	122 H	Oral Roberts	3	1

Non-Div. I Games:

Northwestern St.

Average RPI Win: 210		WON-LOST	WINNING	LAST 10	STRENGTH OF	OPP. STRENGTH	TEAM	ADJ	CONF.	ADJ CONF.		
Average RPI Loss: 42		RECORD	PCT. RANK	GAMES	SCHEDULE	OF SCHEDULE	RPI	RPI	RPI	RPI		
DIV. I ONLY		15- 12	.55556	139	2- 8	126	82	119	.52784	115	4	5
DIV. I NON-CONF.		11- 1	.91667	16	0- 0	277	282	95	.5494	94	4	4
<hr/>												
TOTALS		RPI 1-25	RPI 26-50		W-L RECORDS		RPI 51-100		RPI 101-150		RPI 150+	
15- 12		0- 5	0- 1		OVERALL		2- 6		3- 0		10- 0	
8- 5		0- 3	0- 0		HOME		1- 2		3- 0		4- 0	
4- 6		0- 2	0- 1		AWAY		1- 3		0- 0		3- 0	
3- 1		0- 0	0- 0		NEUTRAL		0- 1		0- 0		3- 0	
11- 1		0- 0	0- 0		NON-CONFERENCE		0- 1		2- 0		9- 0	
6- 0		0- 0	0- 0		HOME		0- 0		2- 0		4- 0	
2- 0		0- 0	0- 0		AWAY		0- 0		0- 0		2- 0	
3- 1		0- 0	0- 0		NEUTRAL		0- 1		0- 0		3- 0	
4- 11		0- 5	0- 1		CONFERENCE		2- 5		1- 0		1- 0	
2- 5		0- 3	0- 0		HOME		1- 2		1- 0		0- 0	
2- 6		0- 2	0- 1		AWAY		1- 3		0- 0		1- 0	
0- 0		0- 0	0- 0		NEUTRAL		0- 0		0- 0		0- 0	
RPI	S	Opponent	Score	RPI	S	Opponent	Score	RPI	S	Opponent	Score	
13	H	Florida	0 3	26	A	Arkansas	2 3	51	A	Auburn	1 3	102 H Ole Miss 3 1
20	A	Tennessee	0 3					52	H	Missouri	1 3	109 H Samford 3 1
20	H	Tennessee	1 3					53	A	Georgia	2 3	143 H East Tenn. St. 3 0
24	A	Texas A&M	0 3					53	H	Georgia	0 3	182 A Mississippi St. 3 1
24	H	Texas A&M	0 3					70	A	LSU	1 3	183 H Austin Peay 3 1
								70	H	LSU	3 0	223 A Elon 3 0
								95	A	South Carolina	3 1	237 H Lamar 3 0
								97	N	Northeastern	2 3	283 N Sacred Heart 3 1
												292 N Gardner-Webb 3 0
												293 H Alabama A&M 3 0
												309 N N.C. Central 3 0
												312 H Alabama St. 3 0
												317 A Holy Cross 3 0
<hr/>												
LAST 10 GAMES												
182	A	Mississippi St.	3 1	13	H	Florida	0 3					
24	A	Texas A&M	0 3	70	A	LSU	1 3					
20	A	Tennessee	0 3	95	A	South Carolina	3 1					
26	A	Arkansas	2 3	52	H	Missouri	1 3					
53	H	Georgia	0 3	24	H	Texas A&M	0 3					

Non-Div. I Games:

Alabama

Average RPI Win: 191		WON-LOST RECORD	WINNING PCT. RANK	LAST 10 GAMES	STRENGTH OF SCHEDULE	OPP. STRENGTH OF SCHEDULE	TEAM RPI	ADJ RPI	CONF. RPI	ADJ CONF. RPI	
Average RPI Loss: 44											
DIV. I ONLY		10- 17	.37037 233	2- 8	46	42	124	.52559 116	1	2	
DIV. I NON-CONF.		8- 5	.61538 115	0- 0	190	167	133	.50985 134	1	1	
<hr/>											
TOTALS		RPI 1-25	RPI 26-50		W-L RECORDS		RPI 51-100		RPI 101-150		RPI 150+
10- 17		1- 6	0- 7		OVERALL		0- 2		3- 1		6- 1
3- 8		0- 4	0- 2		HOME		0- 1		2- 0		1- 1
2- 8		1- 2	0- 5		AWAY		0- 0		1- 1		0- 0
5- 1		0- 0	0- 0		NEUTRAL		0- 1		0- 0		5- 0
8- 5		0- 0	0- 2		NON-CONFERENCE		0- 1		2- 1		6- 1
3- 1		0- 0	0- 0		HOME		0- 0		2- 0		1- 1
0- 3		0- 0	0- 2		AWAY		0- 0		0- 1		0- 0
5- 1		0- 0	0- 0		NEUTRAL		0- 1		0- 0		5- 0
2- 12		1- 6	0- 5		CONFERENCE		0- 1		1- 0		0- 0
0- 7		0- 4	0- 2		HOME		0- 1		0- 0		0- 0
2- 5		1- 2	0- 3		AWAY		0- 0		1- 0		0- 0
0- 0		0- 0	0- 0		NEUTRAL		0- 0		0- 0		0- 0
<hr/>											
RPI	S	Opponent	Score	RPI	S	Opponent	Score	RPI	S	Opponent	Score
3	A	Penn St.	1 3	28	A	Iowa St.	2 3	58	H	Wisconsin	2 3
3	H	Penn St.	0 3	28	A	Michigan	0 3	80	N	Pacific	1 3
4	H	Nebraska	0 3	28	H	Michigan	0 3				
6	H	Minnesota	1 3	36	A	Marquette	0 3				
19	A	Purdue	3 0	41	A	Michigan St.	0 3				
23	A	Ohio St.	0 3	41	H	Michigan St.	0 3				
23	H	Ohio St.	0 3	48	A	Northwestern	0 3				
				</							

Non-Div. I Games:

Iowa

Average RPI Win:	200	WON-LOST RECORD	WINNING PCT. RANK	LAST 10 GAMES	STRENGTH OF SCHEDULE	OPP. STRENGTH OF SCHEDULE	TEAM RPI	ADJ RPI	CONF. RPI	ADJ CONF. RPI	
Average RPI Loss:	86										
DIV. I ONLY	17- 11	.60714	109	6- 4	146	125	118	.52518	117	8	8
DIV. I NON-CONF.	9- 6	.6	123	0- 0	239	190	163	.49113	161	9	9
<hr/>											
TOTALS	RPI 1-25	RPI 26-50		W-L RECORDS	RPI 51-100		RPI 101-150		RPI 150+		
17- 11	0- 1	0- 3		OVERALL	1- 4		5- 2		11- 1		
7- 3	0- 1	0- 1		HOME	0- 1		2- 0		5- 0		
6- 6	0- 0	0- 2		AWAY	0- 3		2- 1		4- 0		
4- 2	0- 0	0- 0		NEUTRAL	1- 0		1- 1		2- 1		
<hr/>											
9- 6	0- 0	0- 1		NON-CONFERENCE	1- 3		1- 1		7- 1		
3- 1	0- 0	0- 1		HOME	0- 0		0- 0		3- 0		
2- 3	0- 0	0- 0		AWAY	0- 3		0- 0		2- 0		
4- 2	0- 0	0- 0		NEUTRAL	1- 0		1- 1		2- 1		
<hr/>											
8- 5	0- 1	0- 2		CONFERENCE	0- 1		4- 1		4- 0		
4- 2	0- 1	0- 0		HOME	0- 1		2- 0		2- 0		
4- 3	0- 0	0- 2		AWAY	0- 0		2- 1		2- 0		
0- 0	0- 0	0- 0		NEUTRAL	0- 0		0- 0		0- 0		
<hr/>											
RPI S Opponent	Score		RPI S Opponent	Score		RPI S Opponent	Score		RPI S Opponent	Score	
7 H Louisville	1 <span>3</span>		34 A Notre Dame	0 <span>3</span>		55 A Loyola Marymount	0 <span>3</span>		105 H Seton Hall	3 2	
			36 A Marquette	1 <span>3</span>		85 H Cincinnati	2 <span>3</span>		112 A St. John's (NY)	0 <span>3</span>	
			41 H Michigan St.	0 <span>3</span>		86 A Missouri St.	0 <span>3</span>		113 H Rutgers	3 0	
						92 N UC Santa Barbara	3 0		124 N Northern Ill.	1 <span>3</span>	
						97 A Northeastern	0 <span>3</span>		127 A South Fla.	3 2	
									128 N Boston College	3 0	
									132 A Pittsburgh	3 1	
									180 H Fairfield	3 0	
									195 H Villanova	3 1	
									206 A Syracuse	3 0	
									217 H Georgetown	3 1	
									226 A DePaul	3 1	
									234 N Neb. Omaha	3 2	
									246 H Harvard	3 0	
									266 N Iona	1 <span>3</span>	
									283 A Sacred Heart	3 0	
									301 N New Orleans	3 0	
									304 A Hartford	3 1	
									307 H Dartmouth	3 0	
<hr/>											
LAST 10 GAMES											
206 A Syracuse	3 0		127 A South Fla.	3 2		7 H Louisville	1 <span>3</span>		85 H Cincinnati	2 <span>3</span>	
36 A Marquette	1 <span>3</span>		226 A DePaul	3 1		34 A Notre Dame	0 <span>3</span>				
105 H Seton Hall	3 2										
113 H Rutgers	3 0										
132 A Pittsburgh	3 1										

Non-Div. I Games:

Connecticut

Average RPI Win:	198	WON-LOST	WINNING	LAST 10	STRENGTH OF	OPP. STRENGTH	TEAM	ADJ	CONF.	ADJ CONF.	
Average RPI Loss:	98	RECORD	PCT. RANK	GAMES	SCHEDULE	OF SCHEDULE	RPI	RPI	RPI	RPI	
DIV. I ONLY	17- 11	.60714	109	7- 3	130	136	112	.52343	118	15	15
DIV. I NON-CONF.	10- 6	.625	112	1- 0	113	113	96	.54775	100	12	13
<hr/>											
TOTALS	RPI 1-25	RPI 26-50		W-L RECORDS	RPI 51-100		RPI 101-150		RPI 150+		
17- 11	0- 2	1- 2		OVERALL	1- 2		2- 1		13- 4		
5- 2	0- 0	0- 0		HOME	0- 0		1- 1		4- 1		
7- 4	0- 1	0- 1		AWAY	0- 0		1- 0		6- 2		
5- 5	0- 1	1- 1		NEUTRAL	1- 2		0- 0		3- 1		
<hr/>											
10- 6	0- 2	1- 1		NON-CONFERENCE	1- 2		1- 0		7- 1		
1- 0	0- 0	0- 0		HOME	0- 0		0- 0		1- 0		
4- 1	0- 1	0- 0		AWAY	0- 0		1- 0		3- 0		
5- 5	0- 1	1- 1		NEUTRAL	1- 2		0- 0		3- 1		
<hr/>											
7- 5	0- 0	0- 1		CONFERENCE	0- 0		1- 1		6- 3		
4- 2	0- 0	0- 0		HOME	0- 0		1- 1		3- 1		
3- 3	0- 0	0- 1		AWAY	0- 0		0- 0		3- 2		
0- 0	0- 0	0- 0		NEUTRAL	0- 0		0- 0		0- 0		
<hr/>											
RPI S	Opponent	Score		RPI S	Opponent	Score		RPI S	Opponent	Score	
10 A	Kansas	1	3	30 A	Western Ky.	0	3	60 N	Long Beach St.	1	3
15 N	BYU	0	3	46 N	UNI	3	1	63 N	Tulsa	0	3
				49 N	Baylor	1	3	89 N	Sam Houston St.	3	1























**Non-Div. I Games:**

Arkansas St.

Average RPI Win: 163		WON-LOST RECORD		WINNING PCT. RANK		LAST 10 GAMES		STRENGTH OF SCHEDULE		OPP. STRENGTH OF SCHEDULE		TEAM RPI		ADJ RPI		CONF. RPI		ADJ CONF. RPI	
DIV. I ONLY		15- 11		.57692 122		6- 4		137		98		120		.52279 119		12		12	
DIV. I NON-CONF.		7- 5		.58333 132		0- 1		162		61		118		.52836 117		15		14	
TOTALS		RPI 1-25		RPI 26-50		W-L RECORDS		RPI 51-100		RPI 101-150		RPI 150+							
15- 11		0- 1		0- 1		OVERALL		4- 1		3- 5		8- 3							
8- 4		0- 0		0- 0		HOME		2- 0		3- 1		3- 3							
5- 5		0- 1		0- 0		AWAY		2- 1		0- 3		3- 0							
2- 2		0- 0		0- 1		NEUTRAL		0- 0		0- 1		2- 0							
7- 5		0- 1		0- 1		NON-CONFERENCE		2- 1		1- 2		4- 0							
4- 0		0- 0		0- 0		HOME		1- 0		1- 0		2- 0							
1- 3		0- 1		0- 0		AWAY		1- 1		0- 1		0- 0							
2- 2		0- 0		0- 1		NEUTRAL		0- 0		0- 1		2- 0							
8- 6		0- 0		0- 0		CONFERENCE		2- 0		2- 3		4- 3							
4- 4		0- 0		0- 0		HOME		1- 0		2- 1		1- 3							
4- 2		0- 0		0- 0		AWAY		1- 0		0- 2		3- 0							
0- 0		0- 0		0- 0		NEUTRAL		0- 0		0- 0		0- 0							
RPI S	Opponent	Score		RPI S	Opponent	Score		RPI S	Opponent	Score		RPI S	Opponent	Score					
11 A	Kansas St.	0 3		47 N	Oregon St.	0 3		59 A	Bowling Green	2 3		116 H	Iowa	3 2					
								62 A	IPFW	3 1		125 H	IUPUI	3 0					
								62 H	IPFW	3 2		126 A	Central Mich.	1 3					
								91 A	Cleveland St.	3 2		139 N	UC Irvine	0 3					
								94 H	Eastern Mich.	3 2		140 A	South Dakota St.	1 3					
												140 H	South Dakota St.	2 3					
												141 A	UMKC	2 3					
												141 H	UMKC	3 0					
												164 A	South Dakota	3 1					
												164 H	South Dakota	1 3					
												167 A	North Dakota St.	3 1					
												167 H	North Dakota St.	1 3					
												211 H	Toledo	3 0					
												216 H	Western Ill.	2 3					
												233 N	Buffalo	3 0					
												234 A	Neb. Omaha	3 1					
												234 H	Neb. Omaha	3 0					
												254 H	Eastern Ill.	3 0					
												262 N	Eastern Ky.	3 0					
				LAST 10 GAMES															
				234 H	Neb. Omaha	3 0		62 A	IPFW	3 1									
				167 A	North Dakota St.	3 1		59 A	Bowling Green	2 3									
				140 A	South Dakota St.	1 3		234 A	Neb. Omaha	3 1									
				141 H	UMKC	3 0		125 H	IUPUI	3 0									
				164 H	South Dakota	1 3		140 H	South Dakota St.	2 3									

Non-Div. I Games:

Oakland

Average RPI Win: 205		WON-LOST	WINNING	LAST 10	STRENGTH OF		OPP. STRENGTH	TEAM	ADJ	CONF.	ADJ CONF.
Average RPI Loss: 39		RECORD	PCT. RANK	GAMES	SCHEDULE		OF SCHEDULE	RPI	RPI	RPI	RPI
DIV. I ONLY		12- 14	.46154	194	2- 8		103	47	128	.52184	120
DIV. I NON-CONF.		10- 2	.83333	34	0- 0		301	205	122	.52275	122
TOTALS		RPI 1-25	RPI 26-50		W-L RECORDS		RPI 51-100		RPI 101-150		RPI 150+
12- 14	0- 7	0- 3		OVERALL		2- 3		1- 1		9- 0	
5- 4	0- 3	0- 1		HOME		2- 0		0- 0		3- 0	
2- 9	0- 4	0- 2		AWAY		0- 2		0- 1		2- 0	
5- 1	0- 0	0- 0		NEUTRAL		0- 1		1- 0		4- 0	
10- 2	0- 0	0- 0		NON-CONFERENCE		0- 1		1- 1		9- 0	
3- 0	0- 0	0- 0		HOME		0- 0		0- 0		3- 0	
2- 1	0- 0	0- 0		AWAY		0- 0		0- 1		2- 0	
5- 1	0- 0	0- 0		NEUTRAL		0- 1		1- 0		4- 0	
2- 12	0- 7	0- 3		CONFERENCE		2- 2		0- 0		0- 0	
2- 4	0- 3	0- 1		HOME		2- 0		0- 0		0- 0	
0- 8	0- 4	0- 2		AWAY		0- 2		0- 0		0- 0	
0- 0	0- 0	0- 0		NEUTRAL		0- 0		0- 0		0- 0	
RPI S	Opponent	Score	RPI S	Opponent	Score	RPI S	Opponent	Score	RPI S	Opponent	Score
1 H	Stanford	2 	35 H	California	0 	77 A	Utah	1 	131 A	Idaho	2 
5 A	UCLA	0 	39 A	Arizona St.	1 	77 H	Utah	3 2	149 N	Cal St. Fullerton	3 1
5 H	UCLA	0 	47 A	Oregon St.	1 	80 N	Pacific	0 	175 A	Air Force	3 1
9 A	Oregon	0 				84 A	Colorado	0 	215 N	CSU Bakersfield	3 1
12 A	Southern California	0 				84 H	Colorado	3 0	215 N	CSU Bakersfield	3 0
12 H	Southern California	0 							227 A	Nevada	3 0
14 A	Washington	1 							229 N	Montana	3 0
									235 H	Seattle	3 0
									252 H	Weber St.	3 0
									294 N	Norfolk St.	3 0
									312 H	Alabama St.	3 0
LAST 10 GAMES											
77 H	Utah	3 2	35 H	California	0 						
84 H	Colorado	3 0	47 A	Oregon St.	1 						
12 A	Southern California	0 	9 A	Oregon	0 						
5 A	UCLA	0 	77 A	Utah	1 						
1 H	Stanford	2 	84 A	Colorado	0 						

Non-Div. I Games:

Washington St.



Average RPI Win: 208		WON-LOST	WINNING	LAST 10	STRENGTH OF		OPP. STRENGTH	TEAM	ADJ	CONF.	ADJ CONF.
Average RPI Loss: 130		RECORD	PCT. RANK	GAMES	SCHEDULE		OF SCHEDULE	RPI	RPI	RPI	RPI
DIV. I ONLY		21- 11	.65625	87	4- 6		170	190	117	.51998	121
DIV. I NON-CONF.		14- 6	.7	75	0- 1		144	218	101	.5454	103
TOTALS		RPI 1-25	RPI 26-50		W-L RECORDS		RPI 51-100		RPI 101-150		RPI 150+
21- 11	0- 0		1- 1		OVERALL		0- 3		5- 2		15- 5
12- 4	0- 0		1- 1		HOME		0- 2		3- 0		8- 1
5- 6	0- 0		0- 0		AWAY		0- 1		1- 2		4- 3
4- 1	0- 0		0- 0		NEUTRAL		0- 0		1- 0		3- 1
14- 6	0- 0		1- 0		NON-CONFERENCE		0- 3		4- 1		9- 2
8- 2	0- 0		1- 0		HOME		0- 2		3- 0		4- 0
2- 3	0- 0		0- 0		AWAY		0- 1		0- 1		2- 1
4- 1	0- 0		0- 0		NEUTRAL		0- 0		1- 0		3- 1
7- 5	0- 0		0- 1		CONFERENCE		0- 0		1- 1		6- 3
4- 2	0- 0		0- 1		HOME		0- 0		0- 0		4- 1
3- 3	0- 0		0- 0		AWAY		0- 0		1- 1		2- 2
0- 0	0- 0		0- 0		NEUTRAL		0- 0		0- 0		0- 0
RPI S	Opponent	Score	RPI S	Opponent	Score	RPI S	Opponent	Score	RPI S	Opponent	Score
			30 H	Western Ky.	0 3	94 H	Eastern Mich.	2 3	118 A	Arkansas St.	3 0
			49 H	Baylor	3 0	98 A	Texas Tech	1 3	122 H	Oral Roberts	3 0
						100 H	A&M-Corpus Christi	0 3	125 A	IUPUI	1 3
									130 A	Troy	0 3
									135 N	Ball St.	3 0
									137 H	Houston Baptist	3 0
									141 H	UMKC	3 0
									154 A	Stephen F. Austin	0 3
									156 A	UALR	2 3
									165 N	UMES	2 3
									170 H	Middle Tenn.	3 0
									186 H	Hofstra	3 0
									187 A	South Ala.	1 3
									192 H	FIU	0 3
									203 A	La.-Lafayette	3 2
									203 H	La.-Lafayette	3 2
									219 A	Texas-Arlington	3 2
									237 H	Lamar	3 0
									250 N	Georgia St.	3 0
									251 A	La.-Monroe	3 2
									251 H	La.-Monroe	3 0
									263 N	Jackson St.	3 0
									268 N	UT Martin	3 1
									285 H	Fla. Atlantic	3 1
									287 H	Prairie View	3 0
									287 H	Prairie View	3 0
									312 A	Alabama St.	3 0
LAST 10 GAMES			251 A	La.-Monroe	3 2	187 A	South Ala.	1 3	268 N	UT Martin	3 1
			154 A	Stephen F. Austin	0 3	130 A	Troy	0 3	285 H	Fla. Atlantic	3 1
			203 A	La.-Lafayette	3 2	170 H	Middle Tenn.	3 0	287 H	Prairie View	3 0
			285 H	Fla. Atlantic	3 1	30 H	Western Ky.	0 3	287 H	Prairie View	3 0
			192 H	FIU	0 3	156 A	UALR	2 3	312 A	Alabama St.	3 0

Non-Div. I Games:

North Texas

Average RPI Win: 197		WON-LOST RECORD		WINNING PCT. RANK		LAST 10 GAMES		STRENGTH OF SCHEDULE		OPP. STRENGTH OF SCHEDULE		TEAM RPI		ADJ RPI		CONF. RPI		ADJ CONF. RPI	
DIV. I ONLY		14- 13		.51852 165		8- 2		86		156		122		.5198 122		14		13	
DIV. I NON-CONF.		4- 7		.36364 234		0- 0		68		123		152		.49447 157		17		18	
TOTALS		RPI 1-25		RPI 26-50		W-L RECORDS		RPI 51-100		RPI 101-150		RPI 150+							
14- 13		0- 0		0- 1		OVERALL		2- 7		0- 2		12- 3							
6- 2		0- 0		0- 0		HOME		2- 2		0- 0		4- 0							
4- 8		0- 0		0- 0		AWAY		0- 4		0- 2		4- 2							
4- 3		0- 0		0- 1		NEUTRAL		0- 1		0- 0		4- 1							
4- 7		0- 0		0- 1		NON-CONFERENCE		0- 3		0- 1		4- 2							
0- 1		0- 0		0- 0		HOME		0- 1		0- 0		0- 0							
0- 3		0- 0		0- 0		AWAY		0- 1		0- 1		0- 1							
4- 3		0- 0		0- 1		NEUTRAL		0- 1		0- 0		4- 1							
10- 6		0- 0		0- 0		CONFERENCE		2- 4		0- 1		8- 1							
6- 1		0- 0		0- 0		HOME		2- 1		0- 0		4- 0							
4- 5		0- 0		0- 0		AWAY		0- 3		0- 1		4- 1							
0- 0		0- 0		0- 0		NEUTRAL		0- 0		0- 0		0- 0							
RPI	S	Opponent	Score	RPI	S	Opponent	Score	RPI	S	Opponent	Score	RPI	S	Opponent	Score				
				27	N	Dayton	0 3	63	H	Tulsa	2 3	114	A	Northwestern St.	1 3				
								72	A	Central Ark.	2 3	121	A	North Texas	0 3				
								72	H	Central Ark.	3 2	154	A	Stephen F. Austin	0 3				
								86	A	Missouri St.	2 3	156	N	UALR	3 2				
								89	A	Sam Houston St.	0 3	183	N	Austin Peay	3 0				
								89	H	Sam Houston St.	2 3	186	N	Hofstra	1 3				
								94	N	Eastern Mich.	2 3	188	A	Nicholls St.	3 1				
								100	A	A&M-Corpus Christi	0 3	188	H	Nicholls St.	3 0				
								100	H	A&M-Corpus Christi	3 0	190	N	Canisius	3 0				
												194	N	San Jose St.	3 1				
												233	A	Buffalo	2 3				
												237	A	Lamar	3 0				
												237	H	Lamar	3 0				
												240	A	Southeastern La.	3 1				
												240	H	Southeastern La.	3 1				
												269	A	McNeese St.	3 0				
												269	H	McNeese St.	3 0				
				LAST 10 GAMES															
				237	A	Lamar	3 0	188	A	Nicholls St.	3 1								
				269	A	McNeese St.	3 0	240	A	Southeastern La.	3 1								
				100	H	A&M-Corpus Christi	3 0	72	A	Central Ark.	2 3								
				89	H	Sam Houston St.	2 3	269	H	McNeese St.	3 0								
				72	H	Central Ark.	3 2	237	H	Lamar	3 0								

Non-Div. I Games:

Oral Roberts

Average RPI Win: 226		WON-LOST RECORD	WINNING PCT. RANK		LAST 10 GAMES		STRENGTH OF SCHEDULE		OPP. STRENGTH OF SCHEDULE		TEAM RPI	ADJ RPI	CONF. RPI	ADJ CONF. RPI	
Average RPI Loss: 135															
DIV. I ONLY		20- 8	.71429	52	9- 1		231		218		121	.51857	123	21	21
DIV. I NON-CONF.		5- 7	.41667	207	1- 0		253		186		239	.43743	236	24	24
TOTALS		RPI 1-25		RPI 26-50		W-L RECORDS		RPI 51-100		RPI 101-150		RPI 150+			
20- 8		0- 1		0- 0		OVERALL		1- 0		1- 5		18- 2			
8- 0		0- 0		0- 0		HOME		0- 0		1- 0		7- 0			
8- 5		0- 1		0- 0		AWAY		1- 0		0- 3		7- 1			
4- 3		0- 0		0- 0		NEUTRAL		0- 0		0- 2		4- 1			
5- 7		0- 1		0- 0		NON-CONFERENCE		0- 0		0- 4		5- 2			
1- 0		0- 0		0- 0		HOME		0- 0		0- 0		1- 0			
0- 4		0- 1		0- 0		AWAY		0- 0		0- 2		0- 1			
4- 3		0- 0		0- 0		NEUTRAL		0- 0		0- 2		4- 1			
15- 1		0- 0		0- 0		CONFERENCE		1- 0		1- 1		13- 0			
7- 0		0- 0		0- 0		HOME		0- 0		1- 0		6- 0			
8- 1		0- 0		0- 0		AWAY		1- 0		0- 1		7- 0			
0- 0		0- 0		0- 0		NEUTRAL		0- 0		0- 0		0- 0			
RPI S	Opponent	Score		RPI S	Opponent	Score		RPI S	Opponent	Score		RPI S	Opponent	Score	
13 A	Florida	0 3						96 A	Lipscomb	3 0		103 N	Illinois St.	0 3	
												107 A	Wyoming	0 3	
												127 A	South Fla.	1 3	
												141 N	UMKC	0 3	
												143 A	East Tenn. St.	2 3	
												143 H	East Tenn. St.	3 0	
												158 A	Northern Ky.	3 1	
												162 N	George Washington	3 0	
												174 A	North Florida	3 1	
												174 H	North Florida	3 0	
												192 N	FIU	3 2	
												211 A	Toledo	1 3	
												212 A	Kennesaw St.	3 0	
												212 H	Kennesaw St.	3 1	
												225 N	Florida A&M	3 1	
												237 N	Memphis	0 3	
												244 A	Jacksonville	3 0	
												244 H	Jacksonville	3 0	
												248 A	Mercer	3 2	
												248 H	Mercer	3 2	
												259 A	USC Upstate	3 0	
												259 H	USC Upstate	3 0	
												316 A	Stetson	3 0	
												316 H	Stetson	3 1	
												322 H	Bethune-Cookman	3 1	
												322 N	Bethune-Cookman	3 0	
				LAST 10 GAMES											
				259 A	USC Upstate	3 0		212 H	Kennesaw St.	3 1		316 A	Stetson	3 0	
				143 A	East Tenn. St.	2 3		248 H	Mercer	3 2		316 H	Stetson	3 1	
				244 H	Jacksonville	3 0		158 A	Northern Ky.	3 1		322 H	Bethune-Cookman	3 1	
				316 H	Stetson	3 1		96 A	Lipscomb	3 0		322 N	Bethune-Cookman	3 0	
				174 A	North Florida	3 1		322 H	Bethune-Cookman	3 1					

Non-Div. I Games:

FGCU

Average RPI Win: 188		WON-LOST	WINNING	LAST 10	STRENGTH OF		OPP. STRENGTH	TEAM	ADJ	CONF.	ADJ CONF.
Average RPI Loss: 94		RECORD	PCT. RANK	GAMES	SCHEDULE		OF SCHEDULE	RPI	RPI	RPI	RPI
DIV. I ONLY		18- 12	.6 111	6- 4	161		118	126	.51696	124	11 11
DIV. I NON-CONF.		9- 7	.5625 142	0- 0	133		136	126	.51831	127	11 11
TOTALS		RPI 1-25	RPI 26-50	W-L RECORDS	RPI 51-100		RPI 101-150	RPI 150+			
18- 12	0- 0		0- 2	OVERALL	1- 7		5- 1	12- 2			
7- 4	0- 0		0- 1	HOME	0- 2		2- 1	5- 0			
7- 6	0- 0		0- 1	AWAY	1- 3		2- 0	4- 2			
4- 2	0- 0		0- 0	NEUTRAL	0- 2		1- 0	3- 0			
9- 7	0- 0		0- 2	NON-CONFERENCE	1- 3		1- 1	7- 1			
2- 2	0- 0		0- 1	HOME	0- 0		0- 1	2- 0			
3- 3	0- 0		0- 1	AWAY	1- 1		0- 0	2- 1			
4- 2	0- 0		0- 0	NEUTRAL	0- 2		1- 0	3- 0			
9- 5	0- 0		0- 0	CONFERENCE	0- 4		4- 0	5- 1			
5- 2	0- 0		0- 0	HOME	0- 2		2- 0	3- 0			
4- 3	0- 0		0- 0	AWAY	0- 2		2- 0	2- 1			
0- 0	0- 0		0- 0	NEUTRAL	0- 0		0- 0	0- 0			
RPI S	Opponent	Score	RPI S	Opponent	Score	RPI S	Opponent	Score	RPI S	Opponent	Score
			42 H	Wichita St.	2 3	56 A	Ohio	1 3	104 H	New Mexico St.	1 3
			46 A	UNI	1 3	60 N	Long Beach St.	0 3	117 N	Connecticut	3 1
						73 H	Western Mich.	0 3	126 A	Central Mich.	3 1
						80 A	Pacific	0 3	126 H	Central Mich.	3 0
						81 N	Portland St.	0 3	135 A	Ball St.	3 0
						86 A	Missouri St.	3 2	135 H	Ball St.	3 1
						94 A	Eastern Mich.	0 3	163 H	Akron	3 2
						94 H	Eastern Mich.	1 3	167 H	North Dakota St.	3 2
									169 A	Ill.-Chicago	1 3
									173 H	Green Bay	3 1
									211 A	Toledo	3 1
									211 H	Toledo	3 0
									224 A	Kent St.	1 3
									227 N	Nevada	3 0
									228 A	Bradley	3 2
									233 H	Buffalo	3 0
									234 N	Neb. Omaha	3 0
									239 A	Miami (OH)	3 0
									275 A	SIU Edwardsville	3 0
									301 N	New Orleans	3 0
			LAST 10 GAMES								
			135 A	Ball St.	3 0	56 A	Ohio	1 3			
			211 A	Toledo	3 1	163 H	Akron	3 2			
			126 H	Central Mich.	3 0	233 H	Buffalo	3 0			
			94 H	Eastern Mich.	1 3	239 A	Miami (OH)	3 0			
			224 A	Kent St.	1 3	73 H	Western Mich.	0 3			

Non-Div. I Games:

Northern Ill.

Average RPI Win:		213	WON-LOST RECORD		WINNING PCT. RANK		LAST 10 GAMES		STRENGTH OF SCHEDULE		OPP. STRENGTH OF SCHEDULE		TEAM RPI		ADJ RPI		CONF. RPI		ADJ CONF. RPI										
Average RPI Loss:		112																											
DIV. I ONLY			19- 9		.67857 74		8- 2		249		144		129		.51564 125		12		12										
DIV. I NON-CONF.			8- 6		.57143 137		2- 1		292		153		211		.46445 206		15		14										
TOTALS		RPI 1-25		RPI 26-50		W-L RECORDS		RPI 51-100		RPI 101-150		RPI 150+																	
19- 9		0- 1		0- 1		OVERALL		0- 1		4- 4		15- 2																	
9- 2		0- 0		0- 0		HOME		0- 0		3- 1		6- 1																	
7- 6		0- 0		0- 1		AWAY		0- 1		1- 3		6- 1																	
3- 1		0- 1		0- 0		NEUTRAL		0- 0		0- 0		3- 0																	
8- 6		0- 1		0- 1		NON-CONFERENCE		0- 0		1- 2		7- 2																	
3- 2		0- 0		0- 0		HOME		0- 0		1- 1		2- 1																	
2- 3		0- 0		0- 1		AWAY		0- 0		0- 1		2- 1																	
3- 1		0- 1		0- 0		NEUTRAL		0- 0		0- 0		3- 0																	
11- 3		0- 0		0- 0		CONFERENCE		0- 1		3- 2		8- 0																	
6- 0		0- 0		0- 0		HOME		0- 0		2- 0		4- 0																	
5- 3		0- 0		0- 0		AWAY		0- 1		1- 2		4- 0																	
0- 0		0- 0		0- 0		NEUTRAL		0- 0		0- 0		0- 0																	
RPI	S	Opponent		Score		RPI	S	Opponent		Score		RPI	S	Opponent		Score													
23	N	Ohio St.		1	3	30	A	Western Ky.		0	3	62	A	IPFW		1	3	119	A	Oakland	0	3							
																		121	H	North Texas		3	1						
																		135	H	Ball St.		0	3						
																		140	A	South Dakota St.		3	2						
																		140	H	South Dakota St.		3	0						
																		141	A	UMKC		1	3						
																		141	H	UMKC		3	1						
																		146	A	Valparaiso		2	3						
																		157	H	Butler		2	3						
																		164	A	South Dakota		3	1						
																		164	H	South Dakota		3	1						
																		167	A	North Dakota St.		3	1						
																		167	H	North Dakota St.		3	1						
																		191	A	Marshall		2	3						
																		216	A	Western Ill.		3	0						
																		216	H	Western Ill.		3	1						
																		234	A	Neb. Omaha		3	0						
																		234	H	Neb. Omaha		3	0						
																		239	N	Miami (OH)		3	1						
																		250	H	Georgia St.		3	0						
																		254	A	Eastern Ill.		3	1						
																		286	H	Indiana St.		3	0						
																		302	N	Wright St.		3	0						
																		303	N	Tennessee Tech		3	0						
																		315	A	Chicago St.		3	0						

Non-Div. I Games:

IUPUI

Average RPI Win:		184	WON-LOST RECORD		WINNING PCT. RANK		LAST 10 GAMES		STRENGTH OF SCHEDULE		OPP. STRENGTH OF SCHEDULE		TEAM RPI		ADJ RPI		CONF. RPI		ADJ CONF. RPI	
Average RPI Loss:		90																		
DIV. I ONLY			13- 12		.52	162	4- 6		114	106	130	.51557	126	11	11					
DIV. I NON-CONF.			6- 5		.54545	148	0- 0		104	117	117	.53365	112	11	11					
TOTALS		RPI 1-25		RPI 26-50			W-L RECORDS			RPI 51-100			RPI 101-150			RPI 150+				
13- 12	0- 0				0- 3		OVERALL			3- 5			2- 2			8- 2				
5- 3	0- 0				0- 0		HOME			3- 2			1- 1			1- 0				
4- 7	0- 0				0- 2		AWAY			0- 2			1- 1			3- 2				
4- 2	0- 0				0- 1		NEUTRAL			0- 1			0- 0			4- 0				
6- 5	0- 0				0- 3		NON-CONFERENCE			0- 2			1- 0			5- 0				
1- 1	0- 0				0- 0		HOME			0- 1			1- 0			0- 0				
1- 2	0- 0				0- 2		AWAY			0- 0			0- 0			1- 0				
4- 2	0- 0				0- 1		NEUTRAL			0- 1			0- 0			4- 0				
7- 7	0- 0				0- 0		CONFERENCE			3- 3			1- 2			3- 2				
4- 2	0- 0				0- 0		HOME			3- 1			0- 1			1- 0				
3- 5	0- 0				0- 0		AWAY			0- 2			1- 1			2- 2				
0- 0	0- 0				0- 0		NEUTRAL			0- 0			0- 0			0- 0				
RPI	S	Opponent		Score		RPI	S	Opponent		Score		RPI	S	Opponent		Score				
				26	N	Arkansas	0	3	51	N	Auburn	2	3	119	H	Oakland	3	1		
				28	A	Michigan	0	3	56	H	Ohio	3	2	124	A	Northern Ill.	0	3		
				44	A	North Carolina St.	1	3	59	H	Bowling Green	2	3	124	H	Northern Ill.	1	3		
									62	H	IPFW	1	3	135	A	Ball St.	3	2		
									73	A	Western Mich.	0	3	163	A	Akron	1	3		
									73	H	Western Mich.	3	1	173	A	Green Bay	3	0		
									94	A	Eastern Mich.	0	3	211	A	Toledo	3	1		
									94	H	Eastern Mich.	3	0	224	A	Kent St.	3	0		
														233	A	Buffalo	1	3		
														239	H	Miami (OH)	3	1		
														243	N	UMBC	3	0		
														249	N	Drake	3	1		
														271	N	Western Caro.	3	1		
														308	N	Campbell	3	0		
LAST 10 GAMES																				
				56	H	Ohio	3	2	233	A	Buffalo	1	3							
				94	A	Eastern Mich.	0	3	59	H	Bowling Green	2	3							
				124	A	Northern Ill.	0	3	239	H	Miami (OH)	3	1							
				73	A	Western Mich.	0	3	211	A	Toledo	3	1							
				163	A	Akron	1	3	135	A	Ball St.	3	2							

Non-Div. I Games:

Central Mich.

Average RPI Win:	169	WON-LOST	WINNING	LAST 10	STRENGTH OF	OPP. STRENGTH	TEAM	ADJ	CONF.	ADJ CONF.	
Average RPI Loss:	106	RECORD	PCT. RANK	GAMES	SCHEDULE	OF SCHEDULE	RPI	RPI	RPI	RPI	
DIV. I ONLY	14- 12	.53846	152	5- 5	101	107	115	.5155	127	8	8
DIV. I NON-CONF.	8- 5	.61538	115	0- 0	132	158	116	.52568	118	9	9
<hr/>											
TOTALS	RPI 1-25	RPI 26-50		W-L RECORDS		RPI 51-100		RPI 101-150		RPI 150+	
14- 12	0- 1	0- 4		OVERALL		2- 1		4- 2		8- 4	
9- 4	0- 1	0- 1		HOME		1- 1		2- 1		6- 0	
3- 6	0- 0	0- 3		AWAY		0- 0		2- 1		1- 2	
2- 2	0- 0	0- 0		NEUTRAL		1- 0		0- 0		1- 2	
<hr/>											
8- 5	0- 0	0- 2		NON-CONFERENCE		1- 1		1- 0		6- 2	
5- 2	0- 0	0- 1		HOME		0- 1		1- 0		4- 0	
1- 1	0- 0	0- 1		AWAY		0- 0		0- 0		1- 0	
2- 2	0- 0	0- 0		NEUTRAL		1- 0		0- 0		1- 2	
<hr/>											
6- 7	0- 1	0- 2		CONFERENCE		1- 0		3- 2		2- 2	
4- 2	0- 1	0- 0		HOME		1- 0		1- 1		2- 0	
2- 5	0- 0	0- 2		AWAY		0- 0		2- 1		0- 2	
0- 0	0- 0	0- 0		NEUTRAL		0- 0		0- 0		0- 0	
<hr/>											
RPI	S	Opponent	Score	RPI	S	Opponent	Score	RPI	S	Opponent	Score
7	H	Louisville	1 3	33	H	Creighton	0 3	58	H	Wisconsin	0 3
				34	A	Notre Dame	0 3	69	N	VCU	3 0
				36	A	Marquette	2 3	85	H	Cincinnati	3 2
				44	A	North Carolina St.	1 3				
				</							

Non-Div. I Games:

South Fla.

Average RPI Win: 172		WON-LOST	WINNING	LAST 10	STRENGTH OF		OPP. STRENGTH	TEAM	ADJ	CONF.	ADJ CONF.
Average RPI Loss: 59		RECORD	PCT. RANK	GAMES	SCHEDULE		OF SCHEDULE	RPI	RPI	RPI	RPI
DIV. I ONLY		10- 17	.37037	233	2- 8		60	57	139	.51485	128
DIV. I NON-CONF.		6- 6	.5	157	0- 0		91	96	119	.52541	119
TOTALS		RPI 1-25	RPI 26-50		W-L RECORDS		RPI 51-100		RPI 101-150		RPI 150+
10- 17	0- 5	0- 3		OVERALL		2- 7		2- 2		6- 0	
4- 8	0- 2	0- 1		HOME		0- 4		1- 1		3- 0	
3- 6	0- 2	0- 1		AWAY		2- 3		1- 0		0- 0	
3- 3	0- 1	0- 1		NEUTRAL		0- 0		0- 1		3- 0	
6- 6	0- 2	0- 1		NON-CONFERENCE		0- 2		0- 1		6- 0	
3- 1	0- 0	0- 0		HOME		0- 1		0- 0		3- 0	
0- 2	0- 1	0- 0		AWAY		0- 1		0- 0		0- 0	
3- 3	0- 1	0- 1		NEUTRAL		0- 0		0- 1		3- 0	
4- 11	0- 3	0- 2		CONFERENCE		2- 5		2- 1		0- 0	
1- 7	0- 2	0- 1		HOME		0- 3		1- 1		0- 0	
3- 4	0- 1	0- 1		AWAY		2- 2		1- 0		0- 0	
0- 0	0- 0	0- 0		NEUTRAL		0- 0		0- 0		0- 0	
RPI S	Opponent	Score	RPI S	Opponent	Score	RPI S	Opponent	Score	RPI S	Opponent	Score
8 H	Florida St.	0 <span>3</span>	44 A	North Carolina St.	0 <span>3</span>	54 A	Clemson	0 <span>3</span>	117 N	Connecticut	0 <span>3</span>
12 A	Southern California	1 <span>3</span>	46 N	UNI	1 <span>3</span>	54 H	Clemson	0 <span>3</span>	133 H	Virginia	3 0
16 A	North Carolina	0 <span>3</span>	50 H	Virginia Tech	0 <span>3</span>	66 A	Duke	3 0	141 A	Wake Forest	3 1
18 H	Miami (FL)	2 <span>3</span>				66 H	Duke	2 <span>3</span>	141 H	Wake Forest	1 <span>3</span>
20 N	Tennessee	0 <span>3</span>				79 A	Georgia Tech	0 <span>3</span>	162 N	George Washington	3 1
						79 H	Georgia Tech	0 <span>3</span>	177 H	Siena	3 1
						82 A	Maryland	3 1	182 N	Mississippi St.	3 1
						97 A	Northeastern	1 <span>3</span>	246 N	Harvard	3 0
						98 H	Texas Tech	2 <span>3</span>	255 H	Binghamton	3 0
									277 H	Fordham	3 0
LAST 10 GAMES											
	141 H	Wake Forest	1 <span>3</span>		44 A	North Carolina St.	0 <span>3</span>				
	66 H	Duke	2 <span>3</span>		18 H	Miami (FL)	2 <span>3</span>				
	79 H	Georgia Tech	0 <span>3</span>		8 H	Florida St.	0 <span>3</span>				
	54 H	Clemson	0 <span>3</span>		66 A	Duke	3 0				
	16 A	North Carolina	0 <span>3</span>		141 A	Wake Forest	3 1				

Non-Div. I Games:

Boston College



UTEP		Average RPI Win: 205	Average RPI Loss: 102	WON-LOST RECORD	WINNING PCT. RANK	LAST 10 GAMES	STRENGTH OF SCHEDULE	OPP. STRENGTH OF SCHEDULE	TEAM RPI	ADJ RPI	CONF. RPI	ADJ CONF. RPI
DIV. I ONLY		15- 11	.57692	122	6- 4	149	150	131	.51324	129	22	22
DIV. I NON-CONF.		6- 6	.5	157	0- 0	70	119	113	.53783	110	18	17
TOTALS		RPI 1-25	RPI 26-50		W-L RECORDS		RPI 51-100		RPI 101-150		RPI 150+	
15- 11	0- 0		0- 3	OVERALL	1- 3		2- 3	12- 2				
8- 4	0- 0		0- 1	HOME	1- 2		1- 1	6- 0				
3- 6	0- 0		0- 1	AWAY	0- 1		0- 2	3- 2				
4- 1	0- 0		0- 1	NEUTRAL	0- 0		1- 0	3- 0				
6- 6	0- 0		0- 3	NON-CONFERENCE	0- 2		2- 1	4- 0				
1- 3	0- 0		0- 1	HOME	0- 2		1- 0	0- 0				
1- 2	0- 0		0- 1	AWAY	0- 0		0- 1	1- 0				
4- 1	0- 0		0- 1	NEUTRAL	0- 0		1- 0	3- 0				
9- 5	0- 0		0- 0	CONFERENCE	1- 1		0- 2	8- 2				
7- 1	0- 0		0- 0	HOME	1- 0		0- 1	6- 0				
2- 4	0- 0		0- 0	AWAY	0- 1		0- 1	2- 2				
0- 0	0- 0		0- 0	NEUTRAL	0- 0		0- 0	0- 0				
RPI S	Opponent	Score	RPI S	Opponent	Score	RPI S	Opponent	Score	RPI S	Opponent	Score	
26 A	Arkansas	1 3	57 H	Idaho St.	0 3	104 H	New Mexico St.	3 2				
39 H	Arizona St.	1 3	63 A	Tulsa	2 3	108 A	UTSA	2 3				
49 N	Baylor	0 3	63 H	Tulsa	3 2	110 A	Rice	0 3				
			65 H	Fresno St.	2 3	110 H	Rice	2 3				
						137 N	Houston Baptist	3 0				
						161 H	UAB	3 0				
						189 N	Belmont	3 0				
						198 A	UCF	3 0				
						199 A	Houston	3 0				
						199 H	Houston	3 0				
						214 A	SMU	1 3				
						214 H	SMU	3 1				
						237 H	Memphis	3 1				
						251 N	La.-Monroe	3 0				
						255 N	Binghamton	3 0				
						274 H	Southern Miss.	3 1				
						280 A	Tulane	1 3				
						280 H	Tulane	3 2				
						311 A	Ark.-Pine Bluff	3 0				
LAST 10 GAMES												
63 H	Tulsa	3 2	214 A	SMU	1 3							
214 H	SMU	3 1	63 A	Tulsa	2 3							
280 H	Tulane	3 2	199 A	Houston	3 0							
110 H	Rice	2 3	110 A	Rice	0 3							
199 H	Houston	3 0	237 H	Memphis	3 1							

Non-Div. I Games:

UTEP

Average RPI Win: 227		WON-LOST	WINNING	LAST 10	STRENGTH OF		OPP. STRENGTH	TEAM	ADJ	CONF.	ADJ CONF.
Average RPI Loss: 120		RECORD	PCT. RANK	GAMES	SCHEDULE		OF SCHEDULE	RPI	RPI	RPI	RPI
DIV. I ONLY		19- 10	.65517	88	7- 3		175	219	123	.51314	130
DIV. I NON-CONF.		10- 6	.625	112	1- 0		187	288	146	.49408	158
TOTALS		RPI 1-25	RPI 26-50		W-L RECORDS		RPI 51-100		RPI 101-150		RPI 150+
19- 10	0- 0	0- 2		OVERALL		0- 3		1- 1		18- 4	
7- 3	0- 0	0- 1		HOME		0- 1		1- 0		6- 1	
6- 4	0- 0	0- 1		AWAY		0- 1		0- 1		6- 1	
6- 3	0- 0	0- 0		NEUTRAL		0- 1		0- 0		6- 2	
10- 6	0- 0	0- 0		NON-CONFERENCE		0- 3		0- 0		10- 3	
1- 1	0- 0	0- 0		HOME		0- 1		0- 0		1- 0	
3- 2	0- 0	0- 0		AWAY		0- 1		0- 0		3- 1	
6- 3	0- 0	0- 0		NEUTRAL		0- 1		0- 0		6- 2	
9- 4	0- 0	0- 2		CONFERENCE		0- 0		1- 1		8- 1	
6- 2	0- 0	0- 1		HOME		0- 0		1- 0		5- 1	
3- 2	0- 0	0- 1		AWAY		0- 0		0- 1		3- 0	
0- 0	0- 0	0- 0		NEUTRAL		0- 0		0- 0		0- 0	
RPI S	Opponent	Score	RPI S	Opponent	Score	RPI S	Opponent	Score	RPI S	Opponent	Score
			30 A	Western Ky.	0 3	51 H	Auburn	0 3	118 A	Arkansas St.	1 3
			30 H	Western Ky.	0 3	53 A	Georgia	0 3	121 H	North Texas	3 0
						87 N	Ga. Southern	1 3	156 A	UALR	3 1
									165 N	UMES	2 3
									170 A	Middle Tenn.	3 0
									170 H	Middle Tenn.	3 1
									187 A	South Ala.	3 1
									187 H	South Ala.	3 1
									192 H	FIU	3 1
									203 H	La.-Lafayette	1 3
									212 A	Kennesaw St.	1 3
									218 N	Tennessee St.	3 0
									225 A	Florida A&M	3 2
									225 H	Florida A&M	3 0
									226 N	DePaul	3 1
									241 N	Chattanooga	3 1
									250 N	Georgia St.	0 3
									251 H	La.-Monroe	3 1
									263 N	Jackson St.	3 0
									268 A	UT Martin	3 2
									285 H	Fla. Atlantic	3 0
									302 N	Wright St.	3 2
									309 N	N.C. Central	3 0
									312 A	Alabama St.	3 0
LAST 10 GAMES											
			170 H	Middle Tenn.	3 1	187 H	South Ala.	3 1			
			30 H	Western Ky.	0 3	251 H	La.-Monroe	3 1			
			187 A	South Ala.	3 1	121 H	North Texas	3 0			
			225 A	Florida A&M	3 2	156 A	UALR	3 1			
			203 H	La.-Lafayette	1 3	118 A	Arkansas St.	1 3			

Non-Div. I Games:

Troy

Average RPI Win:		182	WON-LOST RECORD		WINNING PCT. RANK		LAST 10 GAMES		STRENGTH OF SCHEDULE		OPP. STRENGTH OF SCHEDULE		TEAM RPI		ADJ RPI		CONF. RPI		ADJ CONF. RPI				
Average RPI Loss:		97																					
DIV. I ONLY			12- 13		.48 188		7- 3		90		121		132		.51312 131		17		17				
DIV. I NON-CONF.			2- 8		.2 284		0- 0		59		36		196		.47417 189		16		16				
TOTALS		RPI 1-25		RPI 26-50		W-L RECORDS		RPI 51-100		RPI 101-150		RPI 150+											
12- 13		0- 2		0- 1		OVERALL		1- 5		5- 3		6- 2											
7- 3		0- 0		0- 0		HOME		0- 2		4- 1		3- 0											
5- 7		0- 1		0- 0		AWAY		1- 2		1- 2		3- 2											
0- 3		0- 1		0- 1		NEUTRAL		0- 1		0- 0		0- 0											
2- 8		0- 2		0- 1		NON-CONFERENCE		0- 4		1- 0		1- 1											
2- 1		0- 0		0- 0		HOME		0- 1		1- 0		1- 0											
0- 4		0- 1		0- 0		AWAY		0- 2		0- 0		0- 1											
0- 3		0- 1		0- 1		NEUTRAL		0- 1		0- 0		0- 0											
10- 5		0- 0		0- 0		CONFERENCE		1- 1		4- 3		5- 1											
5- 2		0- 0		0- 0		HOME		0- 1		3- 1		2- 0											
5- 3		0- 0		0- 0		AWAY		1- 0		1- 2		3- 1											
0- 0		0- 0		0- 0		NEUTRAL		0- 0		0- 0		0- 0											
RPI	S	Opponent		Score		RPI	S	Opponent		Score		RPI	S	Opponent		Score							
5	N	UCLA		0	3	45	N	San Diego St.		2	3	74	A	Cal St. Northridge		1	3	104	H	New Mexico St.		2	3
21	A	Hawaii		0	3							80	H	Pacific		2	3	108	A	UTSA		1	3
												92	A	UC Santa Barbara		2	3	108	H	UTSA		3	1
												97	N	Northeastern		1	3	120	H	Washington St.		3	2
												99	A	Utah St.		3	0	147	A	Denver		2	3
												99	H	Utah St.		2	3	147	H	Denver		3	0
																		148	A	Texas St.		3	0
																		148	H	Texas St.		3	2
																		194	A	San Jose St.		0	3
																		194	H	San Jose St.		3	1
																		200	A	Cal Poly		2	3
																		219	A	Texas-Arlington		3	1
																		229	H	Montana		3	1
																		235	A	Seattle		3	2
																		235	H	Seattle		3	1
																		305	A	Louisiana Tech		3	0
LAST 10 GAMES																							
						235	H	Seattle		3	1	99	H	Utah St.		2	3						
						147	A	Denver		2	3	305	A	Louisiana Tech		3	0						
						148	A	Texas St.		3	0	219	A	Texas-Arlington		3	1						
						108	A	UTSA		1	3	235	A	Seattle		3	2						
						194	H	San Jose St.		3	1	108	H	UTSA		3	1						

Non-Div. I Games:

Idaho



## Virginia

Through Games Of Sunday, Nov. 4, 2012

Average RPI Win:	177	WON-LOST	WINNING	LAST 10	STRENGTH OF	OPP. STRENGTH	TEAM	ADJ	CONF.	ADJ CONF.			
Average RPI Loss:	63	RECORD	PCT. RANK	GAMES	SCHEDULE	OF SCHEDULE	RPI	RPI	RPI	RPI			
DIV. I ONLY		8- 18	.30769	268	3- 7	28	63	135	.51237	133	6	6	
DIV. I NON-CONF.		6- 5	.54545	148	1- 0	83	142	111	.53187	116	6	6	
<hr/>													
TOTALS	RPI 1-25	RPI 26-50		W-L RECORDS		RPI 51-100		RPI 101-150		RPI 150+			
8- 18	0- 5	0- 4		OVERALL		1- 6		2- 2		5- 1			
5- 8	0- 3	0- 3		HOME		1- 2		2- 0		2- 0			
1- 8	0- 2	0- 1		AWAY		0- 4		0- 1		1- 0			
2- 2	0- 0	0- 0		NEUTRAL		0- 0		0- 1		2- 1			
6- 5	0- 0	0- 2		NON-CONFERENCE		0- 1		1- 1		5- 1			
3- 1	0- 0	0- 1		HOME		0- 0		1- 0		2- 0			
1- 2	0- 0	0- 1		AWAY		0- 1		0- 0		1- 0			
2- 2	0- 0	0- 0		NEUTRAL		0- 0		0- 1		2- 1			
2- 13	0- 5	0- 2		CONFERENCE		1- 5		1- 1		0- 0			
2- 7	0- 3	0- 2		HOME		1- 2		1- 0		0- 0			
0- 6	0- 2	0- 0		AWAY		0- 3		0- 1		0- 0			
0- 0	0- 0	0- 0		NEUTRAL		0- 0		0- 0		0- 0			
<hr/>													
RPI S	Opponent	Score	RPI S	Opponent	Score	RPI S	Opponent	Score	RPI S	Opponent	Score		
8 A	Florida St.	0 <span>3</span>	30 H	Western Ky.	1 <span>3</span>	54 A	Clemson	0 <span>3</span>	128 A	Boston College	0 <span>3</span>		
8 H	Florida St.	1 <span>3</span>	38 A	Colorado St.	0 <span>3</span>	54 H	Clemson	1 <span>3</span>	134 H	Liberty	3 2		
16 H	North Carolina	2 <span>3</span>	44 H	North Carolina St.	1 <span>3</span>	66 H	Duke	1 <span>3</span>	141 H	Wake Forest	3 1		
18 A	Miami (FL)	0 <span>3</span>	50 H	Virginia Tech	0 <span>3</span>	69 A	VCU	2 <span>3</span>	147 N	Denver	0 <span>3</span>		
18 H	Miami (FL)	0 <span>3</span>				79 A	Georgia Tech	0 <span>3</span>	155 H	Delaware	3 0		
						79 H	Georgia Tech	3 2	208 H	Lehigh	3 0		
						82 A	Maryland	1 <span>3</span>	210 A	James Madison	3 2		
									213 N	Rhode Island	3 0		
									217 N	Georgetown	0 <span>3</span>		
									279 N	Appalachian St.	3 0		
<hr/>													
LAST 10 GAMES													
54 H Clemson						1 <span>3</span>	66 H Duke						1 <span>3</span>
79 H Georgia Tech						3 2	210 A James Madison						3 2
18 A Miami (FL)						0 <span>3</span>	44 H North Carolina St.						1 <span>3</span>
8 A Florida St.						0 <span>3</span>	16 H North Carolina						2 <span>3</span>
141 H Wake Forest						3 1	79 A Georgia Tech						0 <span>3</span>

Non-Div. I Games:

Virginia

Average RPI Win:	240	WON-LOST	WINNING	LAST 10	STRENGTH OF	OPP. STRENGTH	TEAM	ADJ	CONF.	ADJ CONF.	
Average RPI Loss:	163	RECORD	PCT. RANK	GAMES	SCHEDULE	OF SCHEDULE	RPI	RPI	RPI	RPI	
DIV. I ONLY	20- 7	.74074	42	8- 2	253	261	125	.51133	134	25	26
DIV. I NON-CONF.	10- 5	.66667	90	0- 1	229	189	132	.50802	136	28	27
<hr/>											
TOTALS	RPI 1-25	RPI 26-50		W-L RECORDS	RPI 51-100		RPI 101-150		RPI 150+		
20- 7	0- 0	0- 1		OVERALL	0- 1		0- 1		20- 4		
7- 0	0- 0	0- 0		HOME	0- 0		0- 0		7- 0		
9- 4	0- 0	0- 0		AWAY	0- 1		0- 1		9- 2		
4- 3	0- 0	0- 1		NEUTRAL	0- 0		0- 0		4- 2		
<hr/>											
10- 5	0- 0	0- 1		NON-CONFERENCE	0- 1		0- 1		10- 2		
2- 0	0- 0	0- 0		HOME	0- 0		0- 0		2- 0		
4- 2	0- 0	0- 0		AWAY	0- 1		0- 1		4- 0		
4- 3	0- 0	0- 1		NEUTRAL	0- 0		0- 0		4- 2		
<hr/>											
10- 2	0- 0	0- 0		CONFERENCE	0- 0		0- 0		10- 2		
5- 0	0- 0	0- 0		HOME	0- 0		0- 0		5- 0		
5- 2	0- 0	0- 0		AWAY	0- 0		0- 0		5- 2		
0- 0	0- 0	0- 0		NEUTRAL	0- 0		0- 0		0- 0		
<hr/>											
RPI	S	Opponent	Score	RPI	S	Opponent	Score	RPI	S	Opponent	Score
50	N	Virginia Tech	1 3	69	A	VCU	0 3	133	A	Virginia	2 3
								159	A	High Point	3 2
								159	H	High Point	3 0
								176	N	Columbia	3 1
								191	N	Marshall	0 3
								198	A	UCF	3 2
								201	H	William & Mary	3 1
								202	N	UNC Greensboro	2 3
								204	H	Presbyterian	3 0
								210	H	James Madison	3 0
								217	A	Georgetown	3 1
								223	N	Elon	3 0
								224	A	Kent St.	3 2
								242	A	Coastal Caro.	1 3
								244	N	Jacksonville	3 2
								256	H	Winthrop	3 0
								257	A	UNC Asheville	2 3
								270	A	Radford	3 2
								270	H	Radford	3 0
								284	N	Saint Francis (PA)	3 0
								292	A	Gardner-Webb	3 0
								295	A	Charleston So.	3 2
								308	A	Campbell	3 0
								308	H	Campbell	3 0
								309	A	N.C. Central	3 0

Non-Div. I Games:

Liberty

Average RPI Win: 186		WON-LOST	WINNING	LAST 10	STRENGTH OF		OPP. STRENGTH	TEAM	ADJ	CONF.	ADJ CONF.
Average RPI Loss: 96		RECORD	PCT. RANK	GAMES	SCHEDULE		OF SCHEDULE	RPI	RPI	RPI	RPI
DIV. I ONLY		13- 14	.48148	183	4- 6		106	137	143	.51113	135
DIV. I NON-CONF.		7- 6	.53846	152	0- 0		62	154	102	.54896	95
TOTALS		RPI 1-25	RPI 26-50		W-L RECORDS		RPI 51-100		RPI 101-150		RPI 150+
13- 14	0- 0	0- 1		OVERALL		1- 8		4- 4		8- 1	
8- 6	0- 0	0- 0		HOME		0- 4		3- 2		5- 0	
4- 5	0- 0	0- 0		AWAY		1- 3		1- 1		2- 1	
1- 3	0- 0	0- 1		NEUTRAL		0- 1		0- 1		1- 0	
7- 6	0- 0	0- 1		NON-CONFERENCE		0- 4		4- 1		3- 0	
5- 1	0- 0	0- 0		HOME		0- 1		3- 0		2- 0	
1- 2	0- 0	0- 0		AWAY		0- 2		1- 0		0- 0	
1- 3	0- 0	0- 1		NEUTRAL		0- 1		0- 1		1- 0	
6- 8	0- 0	0- 0		CONFERENCE		1- 4		0- 3		5- 1	
3- 5	0- 0	0- 0		HOME		0- 3		0- 2		3- 0	
3- 3	0- 0	0- 0		AWAY		1- 1		0- 1		2- 1	
0- 0	0- 0	0- 0		NEUTRAL		0- 0		0- 0		0- 0	
RPI S	Opponent	Score	RPI S	Opponent	Score	RPI S	Opponent	Score	RPI S	Opponent	Score
			33 N	Creighton	0 3	56 H	Ohio	0 3	103 H	Illinois St.	3 1
						59 A	Bowling Green	3 1	107 H	Wyoming	3 1
						62 A	IPFW	1 3	121 N	North Texas	0 3
						63 N	Tulsa	1 3	124 A	Northern Ill.	1 3
						69 H	VCU	1 3	124 H	Northern Ill.	0 3
						73 A	Western Mich.	1 3	125 A	IUPUI	3 0
						73 H	Western Mich.	0 3	126 H	Central Mich.	2 3
						88 A	Northern Colo.	1 3	132 H	Pittsburgh	3 0
						94 H	Eastern Mich.	1 3	163 H	Akron	3 1
									211 A	Toledo	3 2
									211 H	Toledo	3 0
									224 H	Kent St.	3 0
									233 A	Buffalo	3 2
									239 A	Miami (OH)	2 3
									250 N	Georgia St.	3 0
									292 H	Gardner-Webb	3 0
									302 H	Wright St.	3 0
LAST 10 GAMES											
			124 H	Northern Ill.	0 3	59 A	Bowling Green	3 1			
			73 H	Western Mich.	0 3	56 H	Ohio	0 3			
			233 A	Buffalo	3 2	224 H	Kent St.	3 0			
			211 A	Toledo	3 2	94 H	Eastern Mich.	1 3			
			239 A	Miami (OH)	2 3	126 H	Central Mich.	2 3			

Non-Div. I Games:

Ball St.

Average RPI Win: 218		WON-LOST RECORD		WINNING PCT. RANK		LAST 10 GAMES		STRENGTH OF SCHEDULE		OPP. STRENGTH OF SCHEDULE		TEAM RPI		ADJ RPI		CONF. RPI		ADJ CONF. RPI		
Average RPI Loss: 93																				
DIV. I ONLY		13- 13		.5 170		6- 4		127		134		151		.51039 136		16		16		
DIV. I NON-CONF.		5- 6		.45455 186		1- 0		79		76		127		.52364 120		14		12		
TOTALS		RPI 1-25		RPI 26-50		W-L RECORDS		RPI 51-100		RPI 101-150		RPI 150+								
13- 13		0- 2		0- 0		OVERALL		0- 5		1- 5		12- 1								
6- 5		0- 0		0- 0		HOME		0- 3		0- 1		6- 1								
5- 6		0- 1		0- 0		AWAY		0- 2		0- 3		5- 0								
2- 2		0- 1		0- 0		NEUTRAL		0- 0		1- 1		1- 0								
5- 6		0- 2		0- 0		NON-CONFERENCE		0- 0		1- 3		4- 1								
2- 1		0- 0		0- 0		HOME		0- 0		0- 0		2- 1								
1- 3		0- 1		0- 0		AWAY		0- 0		0- 2		1- 0								
2- 2		0- 1		0- 0		NEUTRAL		0- 0		1- 1		1- 0								
8- 7		0- 0		0- 0		CONFERENCE		0- 5		0- 2		8- 0								
4- 4		0- 0		0- 0		HOME		0- 3		0- 1		4- 0								
4- 3		0- 0		0- 0		AWAY		0- 2		0- 1		4- 0								
0- 0		0- 0		0- 0		NEUTRAL		0- 0		0- 0		0- 0								
RPI S	Opponent	Score		RPI S	Opponent	Score		RPI S	Opponent	Score		RPI S	Opponent	Score						
12 N	Southern California	0	3					57 A	Idaho St.	1	3	102 A	Ole Miss	1	3					
24 A	Texas A&M	0	3					57 H	Idaho St.	0	3	110 N	Rice	1	3					
								81 A	Portland St.	0	3	140 A	South Dakota St.	0	3					
								88 H	Northern Colo.	2	3	144 A	Montana St.	2	3					
								90 H	Northern Ariz.	0	3	144 H	Montana St.	2	3					
												148 N	Texas St.	3	1					
												154 H	Stephen F. Austin	1	3					
												164 H	South Dakota	3	0					
												167 A	North Dakota St.	3	0					
												173 H	Green Bay	3	0					
												197 A	Sacramento St.	3	1					
												197 H	Sacramento St.	3	1					
												229 A	Montana	3	0					
												229 H	Montana	3	0					
												247 H	Southern Utah	3	0					
												252 A	Weber St.	3	2					
												252 H	Weber St.	3	2					
												289 A	Eastern Wash.	3	1					
												293 N	Alabama A&M	3	0					
				LAST 10 GAMES																
				197 A	Sacramento St.	3	1	90 H	Northern Ariz.	0	3									
				252 H	Weber St.	3	2	247 H	Southern Utah	3	0									
				57 H	Idaho St.	0	3	167 A	North Dakota St.	3	0									
				144 A	Montana St.	2	3	81 A	Portland St.	0	3									
				229 A	Montana	3	0	289 A	Eastern Wash.	3	1									

Non-Div. I Games:

North Dakota



Average RPI Win:	248	WON-LOST	WINNING	LAST 10	STRENGTH OF	OPP. STRENGTH	TEAM	ADJ	CONF.	ADJ CONF.	
Average RPI Loss:	111	RECORD	PCT. RANK	GAMES	SCHEDULE	OF SCHEDULE	RPI	RPI	RPI	RPI	
DIV. I ONLY	17- 10	.62963	100	7- 2	198	239	148	.51007	137	28	25
DIV. I NON-CONF.	11- 9	.55	147	2- 1	149	213	138	.50721	137	25	26
<hr/>											
TOTALS	RPI 1-25	RPI 26-50		W-L RECORDS	RPI 51-100		RPI 101-150		RPI 150+		
17- 10	0- 0	0- 1		OVERALL	0- 3		3- 5		14- 1		
6- 1	0- 0	0- 0		HOME	0- 0		1- 1		5- 0		
6- 6	0- 0	0- 1		AWAY	0- 1		1- 3		5- 1		
5- 3	0- 0	0- 0		NEUTRAL	0- 2		1- 1		4- 0		
<hr/>											
11- 9	0- 0	0- 1		NON-CONFERENCE	0- 3		2- 4		9- 1		
4- 0	0- 0	0- 0		HOME	0- 0		1- 0		3- 0		
2- 6	0- 0	0- 1		AWAY	0- 1		0- 3		2- 1		
5- 3	0- 0	0- 0		NEUTRAL	0- 2		1- 1		4- 0		
<hr/>											
6- 1	0- 0	0- 0		CONFERENCE	0- 0		1- 1		5- 0		
2- 1	0- 0	0- 0		HOME	0- 0		0- 1		2- 0		
4- 0	0- 0	0- 0		AWAY	0- 0		1- 0		3- 0		
0- 0	0- 0	0- 0		NEUTRAL	0- 0		0- 0		0- 0		
<hr/>											
RPI S	Opponent	Score	RPI S	Opponent	Score	RPI S	Opponent	Score	RPI S	Opponent	Score
			26 A	Arkansas	0 3	74 N	Cal St. Northridge	0 3	108 A	UTSA	0 3
						89 A	Sam Houston St.	0 3	108 H	UTSA	3 0
						98 N	Texas Tech	2 3	110 A	Rice	1 3
									121 A	North Texas	0 3
									129 N	UTEP	0 3
									141 N	UMKC	3 0
									150 A	Utah Valley	3 1
									150 H	Utah Valley	2 3
									154 H	Stephen F. Austin	3 1
									203 A	La.-Lafayette	1 3
									237 N	Lamar	3 1
									251 N	La.-Monroe	3 1
									269 N	McNeese St.	3 0
									272 A	Tex.-Pan American	3 0
									274 N	Southern Miss.	3 1
									278 A	NJIT	3 1
									278 H	NJIT	3 0
									287 A	Prairie View	3 1
									287 H	Prairie View	3 0
									301 A	New Orleans	3 0
									301 H	New Orleans	3 0
									315 A	Chicago St.	3 0
									315 H	Chicago St.	3 0
			LAST 10 GAMES								
			278 H	NJIT	3 0	315 H	Chicago St.	3 0			
			150 A	Utah Valley	3 1	89 A	Sam Houston St.	0 3			
			272 A	Tex.-Pan American	3 0	150 H	Utah Valley	2 3			
			154 H	Stephen F. Austin	3 1	315 A	Chicago St.	3 0			
			301 H	New Orleans	3 0	278 A	NJIT	3 1			

Non-Div. I Games: Jarvis Christian 3 0

Houston Baptist

Average RPI Win:	172	WON-LOST RECORD	WINNING PCT. RANK	LAST 10 GAMES	STRENGTH OF SCHEDULE	OPP. STRENGTH OF SCHEDULE	TEAM RPI	ADJ RPI	CONF. RPI	ADJ CONF. RPI		
Average RPI Loss:	82											
DIV. I ONLY	13- 13	.5	170	5- 5	121	85	137	.50961	138	9	9	
DIV. I NON-CONF.	6- 7	.46154	182	0- 0	77	73	120	.52116	125	7	7	
<hr/>												
TOTALS	RPI 1-25	RPI 26-50		W-L RECORDS	RPI 51-100		RPI 101-150		RPI 150+			
13- 13	0- 2	0- 1		OVERALL	1- 7		5- 1		7- 2			
4- 7	0- 1	0- 1		HOME	1- 4		1- 1		2- 0			
5- 4	0- 1	0- 0		AWAY	0- 3		2- 0		3- 0			
4- 2	0- 0	0- 0		NEUTRAL	0- 0		2- 0		2- 2			
<hr/>												
6- 7	0- 1	0- 1		NON-CONFERENCE	0- 3		2- 0		4- 2			
0- 4	0- 1	0- 1		HOME	0- 2		0- 0		0- 0			
2- 1	0- 0	0- 0		AWAY	0- 1		0- 0		2- 0			
4- 2	0- 0	0- 0		NEUTRAL	0- 0		2- 0		2- 2			
<hr/>												
7- 6	0- 1	0- 0		CONFERENCE	1- 4		3- 1		3- 0			
4- 3	0- 0	0- 0		HOME	1- 2		1- 1		2- 0			
3- 3	0- 1	0- 0		AWAY	0- 2		2- 0		1- 0			
0- 0	0- 0	0- 0		NEUTRAL	0- 0		0- 0		0- 0			
<hr/>												
RPI S	Opponent	Score	RPI S	Opponent	Score	RPI S	Opponent	Score	RPI S	Opponent	Score	
16 H	North Carolina	0 3	40 H	Santa Clara	2 3	60 A	Long Beach St.	1 3	101 N	Furman	3 0	
21 A	Hawaii	1 3				60 H	Long Beach St.	1 3	139 A	UC Irvine	3 0	
						61 H	San Francisco	1 3	139 H	UC Irvine	3 0	
						65 A	Fresno St.	0 3	149 A	Cal St. Fullerton	3 1	
						74 A	Cal St. Northridge	1 3	149 H	Cal St. Fullerton	2 3	
						77 H	Utah	0 3	150 N	Utah Valley	3 2	
						80 H	Pacific	3 1	157 A	Butler	3 0	
						92 H	UC Santa Barbara	1 3	161 N	UAB	1 3	
									170 A	Middle Tenn.	3 2	
									185 N	Southeast Mo. St.	0 3	
									197 N	Sacramento St.	3 1	
									200 H	Cal Poly	3 0	
									224 N	Kent St.	3 0	
									264 A	UC Riverside	3 0	
									264 H	UC Riverside	3 2	
<hr/>												
LAST 10 GAMES												
60 H Long Beach St.						1 3	21 A Hawaii					1 3
139 H UC Irvine						3 0	200 H Cal Poly					3 0
264 A UC Riverside						3 0	92 H UC Santa Barbara					1 3
149 A Cal St. Fullerton						3 1	139 A UC Irvine					3 0
74 A Cal St. Northridge						1 3	60 A Long Beach St.					1 3

Non-Div. I Games:

UC Davis

Average RPI Win:		164	WON-LOST RECORD		WINNING PCT. RANK		LAST 10 GAMES		STRENGTH OF SCHEDULE		OPP. STRENGTH OF SCHEDULE		TEAM RPI		ADJ RPI		CONF. RPI		ADJ CONF. RPI				
DIV. I ONLY			10- 17		.37037 233		2- 8		58		79		144		.50931 139		9		9				
DIV. I NON-CONF.			5- 9		.35714 239		0- 1		63		46		135		.51186 128		7		7				
TOTALS		RPI 1-25		RPI 26-50		W-L RECORDS		RPI 51-100		RPI 101-150		RPI 150+											
10- 17		0- 4		0- 4		OVERALL		3- 4		1- 3		6- 2											
4- 7		0- 2		0- 2		HOME		2- 2		0- 1		2- 0											
2- 8		0- 2		0- 1		AWAY		1- 2		0- 2		1- 1											
4- 2		0- 0		0- 1		NEUTRAL		0- 0		1- 0		3- 1											
5- 9		0- 2		0- 4		NON-CONFERENCE		0- 1		1- 0		4- 2											
1- 3		0- 1		0- 2		HOME		0- 0		0- 0		1- 0											
0- 4		0- 1		0- 1		AWAY		0- 1		0- 0		0- 1											
4- 2		0- 0		0- 1		NEUTRAL		0- 0		1- 0		3- 1											
5- 8		0- 2		0- 0		CONFERENCE		3- 3		0- 3		2- 0											
3- 4		0- 1		0- 0		HOME		2- 2		0- 1		1- 0											
2- 4		0- 1		0- 0		AWAY		1- 1		0- 2		1- 0											
0- 0		0- 0		0- 0		NEUTRAL		0- 0		0- 0		0- 0											
RPI	S	Opponent		Score		RPI	S	Opponent		Score		RPI	S	Opponent		Score		RPI	S	Opponent		Score	
4	H	Nebraska		0	3	39	H	Arizona St.		2	3	55	A	Loyola Marymount		0	3	119	N	Oakland		3	0
11	A	Kansas St.		0	3	43	A	Arizona		0	3	60	H	Long Beach St.		0	3	138	A	UC Davis		0	3
21	A	Hawaii		0	3	45	H	San Diego St.		0	3	74	A	Cal St. Northridge		3	1	138	H	UC Davis		0	3
21	H	Hawaii		2	3	47	N	Oregon St.		1	3	74	H	Cal St. Northridge		3	0	149	A	Cal St. Fullerton		2	3
												80	A	Pacific		2	3	153	A	Boise St.		1	3
												80	H	Pacific		0	3	153	N	Boise St.		0	3
												92	H	UC Santa Barbara		3	1	178	N	American		3	1
																		194	N	San Jose St.		3	1
																		196	H	Colgate		3	1
																		200	H	Cal Poly		3	0
																		247	N	Southern Utah		3	0
																		264	A	UC Riverside		3	0
LAST 10 GAMES																							
						80	A	Pacific		2	3	45	H	San Diego St.		0	3						
						138	A	UC Davis		0	3	264	A	UC Riverside		3	0						
						21	H	Hawaii		2	3	149	A	Cal St. Fullerton		2	3						
						74	H	Cal St. Northridge		3	0	138	H	UC Davis		0	3						
						60	H	Long Beach St.		0	3	80	H	Pacific		0	3						

Non-Div. I Games:

UC Irvine

Average RPI Win:	190	WON-LOST RECORD	WINNING PCT. RANK	LAST 10 GAMES	STRENGTH OF SCHEDULE	OPP. STRENGTH OF SCHEDULE	TEAM RPI	ADJ RPI	CONF. RPI	ADJ CONF. RPI		
DIV. I ONLY		16- 12	.57143	128	4- 6	164	157	142	.50835	140	12	12
DIV. I NON-CONF.		8- 5	.61538	115	0- 2	240	148	151	.49745	151	15	14
<hr/>												
TOTALS	RPI 1-25	RPI 26-50		W-L RECORDS		RPI 51-100		RPI 101-150		RPI 150+		
16- 12	0- 0	0- 2		OVERALL		1- 1		4- 6		11- 3		
7- 5	0- 0	0- 1		HOME		1- 0		2- 2		4- 2		
5- 6	0- 0	0- 1		AWAY		0- 1		2- 3		3- 1		
4- 1	0- 0	0- 0		NEUTRAL		0- 0		0- 1		4- 0		
<hr/>												
8- 5	0- 0	0- 2		NON-CONFERENCE		0- 0		2- 2		6- 1		
2- 2	0- 0	0- 1		HOME		0- 0		1- 0		1- 1		
2- 2	0- 0	0- 1		AWAY		0- 0		1- 1		1- 0		
4- 1	0- 0	0- 0		NEUTRAL		0- 0		0- 1		4- 0		
<hr/>												
8- 7	0- 0	0- 0		CONFERENCE		1- 1		2- 4		5- 2		
5- 3	0- 0	0- 0		HOME		1- 0		1- 2		3- 1		
3- 4	0- 0	0- 0		AWAY		0- 1		1- 2		2- 1		
0- 0	0- 0	0- 0		NEUTRAL		0- 0		0- 0		0- 0		
<hr/>												
RPI S	Opponent	Score	RPI S	Opponent	Score	RPI S	Opponent	Score	RPI S	Opponent	Score	
			28 H	Iowa St.	0 3	62 A	IPFW	0 3	116 A	Iowa	1 3	
			46 A	UNI	1 3	62 H	IPFW	3 2	119 A	Oakland	3 2	
									119 H	Oakland	3 1	
									125 A	IUPUI	0 3	
									125 H	IUPUI	2 3	
									136 H	North Dakota	3 0	
									141 A	UMKC	1 3	
									141 H	UMKC	1 3	
									146 A	Valparaiso	3 1	
									146 N	Valparaiso	2 3	
									164 A	South Dakota	0 3	
									164 H	South Dakota	2 3	
									166 A	Gonzaga	3 2	
									167 H	North Dakota St.	3 1	
									173 H	Green Bay	3 2	
									185 N	Southeast Mo. St.	3 0	
									216 A	Western Ill.	3 1	
									216 H	Western Ill.	3 1	
									228 H	Bradley	2 3	
									234 A	Neb. Omaha	3 0	
									234 H	Neb. Omaha	3 1	
									264 N	UC Riverside	3 1	
									289 N	Eastern Wash.	3 1	
									315 N	Chicago St.	3 0	
			LAST 10 GAMES									
			141 A	UMKC	1 3	125 A	IUPUI	0 3				
			164 A	South Dakota	0 3	216 A	Western Ill.	3 1				
			28 H	Iowa St.	0 3	234 H	Neb. Omaha	3 1				
			62 H	IPFW	3 2	46 A	UNI	1 3				
			119 H	Oakland	3 1	164 H	South Dakota	2 3				

Non-Div. I Games:

South Dakota St.



## Wake Forest

Through Games Of Sunday, Nov. 4, 2012

Average RPI Win:	183	WON-LOST RECORD	WINNING PCT. RANK	LAST 10 GAMES	STRENGTH OF SCHEDULE	OPP. STRENGTH OF SCHEDULE	TEAM RPI	ADJ RPI	CONF. RPI	ADJ CONF. RPI		
Average RPI Loss:	74											
DIV. I ONLY		10- 17	.37037	233	4- 6	62	69	147	.5076	141	6	6
DIV. I NON-CONF.		6- 6	.5	157	0- 0	137	197	157	.49572	154	6	6
<hr/>												
TOTALS	RPI 1-25	RPI 26-50		W-L RECORDS		RPI 51-100		RPI 101-150		RPI 150+		
10- 17	0- 4	1- 5		OVERALL		2- 3		1- 3		6- 2		
8- 5	0- 1	1- 0		HOME		1- 2		0- 2		6- 0		
2- 9	0- 3	0- 3		AWAY		1- 1		1- 1		0- 1		
0- 3	0- 0	0- 2		NEUTRAL		0- 0		0- 0		0- 1		
6- 6	0- 0	0- 3		NON-CONFERENCE		0- 0		0- 1		6- 2		
6- 1	0- 0	0- 0		HOME		0- 0		0- 1		6- 0		
0- 2	0- 0	0- 1		AWAY		0- 0		0- 0		0- 1		
0- 3	0- 0	0- 2		NEUTRAL		0- 0		0- 0		0- 1		
4- 11	0- 4	1- 2		CONFERENCE		2- 3		1- 2		0- 0		
2- 4	0- 1	1- 0		HOME		1- 2		0- 1		0- 0		
2- 7	0- 3	0- 2		AWAY		1- 1		1- 1		0- 0		
0- 0	0- 0	0- 0		NEUTRAL		0- 0		0- 0		0- 0		
RPI S	Opponent	Score	RPI S	Opponent	Score	RPI S	Opponent	Score	RPI S	Opponent	Score	
8 A	Florida St.	1 <div>3</div>	28 N	Michigan	0 <div>3</div>	54 H	Clemson	0 <div>3</div>	101 H	Furman	0 <div>3</div>	
16 A	North Carolina	0 <div>3</div>	36 A	Marquette	0 <div>3</div>	66 A	Duke	3 1	128 A	Boston College	3 1	
16 H	North Carolina	0 <div>3</div>	44 A	North Carolina St.	0 <div>3</div>	79 H	Georgia Tech	0 <div>3</div>	128 H	Boston College	1 <div>3</div>	
18 A	Miami (FL)	0 <div>3</div>	44 H	North Carolina St.	3 2	82 A	Maryland	1 <div>3</div>	133 A	Virginia	1 <div>3</div>	
			46 N	UNI	0 <div>3</div>	82 H	Maryland	3 1	159 A	High Point	2 <div>3</div>	
			50 A	Virginia Tech	1 <div>3</div>				211 H	Toledo	3 0	
									220 H	Davidson	3 2	
									232 H	UNC Wilmington	3 2	
									254 N	Eastern Ill.	1 <div>3</div>	
									256 H	Winthrop	3 0	
									279 H	Appalachian St.	3 0	
									308 H	Campbell	3 0	
<hr/>												
LAST 10 GAMES												
128 A	Boston College	3 1	50 A	Virginia Tech	1 <div>3</div>							
82 A	Maryland	1 <div>3</div>	66 A	Duke	3 1							
16 H	North Carolina	0 <div>3</div>	54 H	Clemson	0 <div>3</div>							
44 H	North Carolina St.	3 2	79 H	Georgia Tech	0 <div>3</div>							
133 A	Virginia	1 <div>3</div>	82 H	Maryland	3 1							

Non-Div. I Games:

Wake Forest

Average RPI Win:	224	WON-LOST RECORD	WINNING PCT. RANK	LAST 10 GAMES	STRENGTH OF SCHEDULE	OPP. STRENGTH OF SCHEDULE	TEAM RPI	ADJ RPI	CONF. RPI	ADJ CONF. RPI	
Average RPI Loss:	151										
DIV. I ONLY	19- 10	.65517	88	7- 3	182	235	127	.50668	143	21	21
DIV. I NON-CONF.	9- 5	.64286	98	0- 0	189	225	130	.50814	135	24	24
<hr/>											
TOTALS	RPI 1-25	RPI 26-50		W-L RECORDS		RPI 51-100		RPI 101-150		RPI 150+	
19- 10	0- 0	0- 0		OVERALL		0- 4		1- 2		18- 4	
9- 1	0- 0	0- 0		HOME		0- 1		1- 0		8- 0	
4- 7	0- 0	0- 0		AWAY		0- 3		0- 2		4- 2	
6- 2	0- 0	0- 0		NEUTRAL		0- 0		0- 0		6- 2	
<hr/>											
9- 5	0- 0	0- 0		NON-CONFERENCE		0- 2		0- 1		9- 2	
2- 0	0- 0	0- 0		HOME		0- 0		0- 0		2- 0	
1- 3	0- 0	0- 0		AWAY		0- 2		0- 1		1- 0	
6- 2	0- 0	0- 0		NEUTRAL		0- 0		0- 0		6- 2	
<hr/>											
10- 5	0- 0	0- 0		CONFERENCE		0- 2		1- 1		9- 2	
7- 1	0- 0	0- 0		HOME		0- 1		1- 0		6- 0	
3- 4	0- 0	0- 0		AWAY		0- 1		0- 1		3- 2	
0- 0	0- 0	0- 0		NEUTRAL		0- 0		0- 0		0- 0	
<hr/>											
RPI S	Opponent	Score	RPI S	Opponent	Score	RPI S	Opponent	Score	RPI S	Opponent	Score
						54 A	Clemson	0 3	115 A	Alabama	0 3
						95 A	South Carolina	2 3	123 A	FGCU	0 3
						96 A	Lipscomb	0 3	123 H	FGCU	3 2
						96 H	Lipscomb	1 3	158 A	Northern Ky.	3 2
									158 H	Northern Ky.	3 2
									163 N	Akron	3 1
									171 N	Temple	3 0
									174 H	North Florida	3 1
									183 N	Austin Peay	0 3
									191 H	Marshall	3 1
									204 A	Presbyterian	3 0
									212 A	Kennesaw St.	3 0
									231 N	Charlotte	3 1
									237 N	Lamar	1 3
									241 N	Chattanooga	3 0
						244 H	Jacksonville	3 0			
						248 A	Mercer	0 3			
						248 H	Mercer	3 1			
						257 N	UNC Asheville	3 2			
						259 A	USC Upstate	2 3			
						259 H	USC Upstate	3 0			
						271 H	Western Caro.	3 0			
						312 N	Alabama St.	3 2			
						316 A	Stetson	3 2			
						316 H	Stetson	3 0			
						LAST 10 GAMES			LAST 10 GAMES		
						316 H	Stetson	3 0	212 A	Kennesaw St.	3 0
						123 H	FGCU	3 2	174 H	North Florida	3 1
						158 A	Northern Ky.	3 2	244 H	Jacksonville	3 0
						96 A	Lipscomb	0 3	248 H	Mercer	3 1
259 A	USC Upstate	2 3	96 H	Lipscomb	1 3						

**Non-Div. I Games:**

East Tenn. St.

Average RPI Win:	216	WON-LOST	WINNING	LAST 10	STRENGTH OF	OPP. STRENGTH	TEAM	ADJ	CONF.	ADJ CONF.	
Average RPI Loss:	101	RECORD	PCT. RANK	GAMES	SCHEDULE	OF SCHEDULE	RPI	RPI	RPI	RPI	
DIV. I ONLY	14- 10	.58333	120	4- 6	157	188	140	.50635	144	16	16
DIV. I NON-CONF.	6- 2	.75	59	0- 0	174	227	98	.54826	99	14	12
<hr/>											
TOTALS	RPI 1-25	RPI 26-50		W-L RECORDS		RPI 51-100		RPI 101-150		RPI 150+	
14- 10	0- 0	0- 1		OVERALL		1- 7		2- 0		11- 2	
4- 4	0- 0	0- 0		HOME		1- 2		1- 0		2- 2	
6- 5	0- 0	0- 0		AWAY		0- 5		1- 0		5- 0	
4- 1	0- 0	0- 1		NEUTRAL		0- 0		0- 0		4- 0	
<hr/>											
6- 2	0- 0	0- 1		NON-CONFERENCE		0- 1		0- 0		6- 0	
0- 0	0- 0	0- 0		HOME		0- 0		0- 0		0- 0	
2- 1	0- 0	0- 0		AWAY		0- 1		0- 0		2- 0	
4- 1	0- 0	0- 1		NEUTRAL		0- 0		0- 0		4- 0	
<hr/>											
8- 8	0- 0	0- 0		CONFERENCE		1- 6		2- 0		5- 2	
4- 4	0- 0	0- 0		HOME		1- 2		1- 0		2- 2	
4- 4	0- 0	0- 0		AWAY		0- 4		1- 0		3- 0	
0- 0	0- 0	0- 0		NEUTRAL		0- 0		0- 0		0- 0	
<hr/>											
RPI S	Opponent	Score	RPI S	Opponent	Score	RPI S	Opponent	Score	RPI S	Opponent	Score
			40 N	Santa Clara	2 3	56 A	Ohio	0 3	136 A	North Dakota	3 2
						57 A	Idaho St.	0 3	136 H	North Dakota	3 2
						57 H	Idaho St.	3 2	163 A	Akron	3 1
						81 A	Portland St.	1 3	189 N	Belmont	3 0
						81 H	Portland St.	1 3	197 H	Sacramento St.	1 3
						88 A	Northern Colo.	1 3	207 N	Niagara	3 2
						88 H	Northern Colo.	0 3	216 N	Western Ill.	3 2
						90 A	Northern Ariz.	0 3	229 H	Montana	2 3
									247 A	Southern Utah	3 1
									252 A	Weber St.	3 2
									252 H	Weber St.	3 0
									275 A	SIU Edwardsville	3 1
									289 A	Eastern Wash.	3 0
									289 H	Eastern Wash.	3 2
									320 N	Quinnipiac	3 0
<hr/>											
LAST 10 GAMES											
			57 A	Idaho St.	0 3	88 H	Northern Colo.	0 3			
			252 A	Weber St.	3 2	229 H	Montana	2 3			
			289 A	Eastern Wash.	3 0	197 H	Sacramento St.	1 3			
			81 A	Portland St.	1 3	247 A	Southern Utah	3 1			
			136 H	North Dakota	3 2	90 A	Northern Ariz.	0 3			

Non-Div. I Games:

Montana St.



Average RPI Win:		282	WON-LOST RECORD		WINNING PCT. RANK		LAST 10 GAMES		STRENGTH OF SCHEDULE		OPP. STRENGTH OF SCHEDULE		TEAM RPI		ADJ RPI		CONF. RPI		ADJ CONF. RPI				
DIV. I ONLY			21- 7		.75 40		10- 0		289		282		156		.50563 145		31		31				
DIV. I NON-CONF.			7- 7		.5 157		0- 0		166		157		167		.49379 159		31		31				
TOTALS		RPI 1-25		RPI 26-50				W-L RECORDS		RPI 51-100				RPI 101-150				RPI 150+					
21- 7		0- 1		0- 0				OVERALL		0- 3				0- 1				21- 2					
7- 2		0- 0		0- 0				HOME		0- 1				0- 1				7- 0					
11- 2		0- 1		0- 0				AWAY		0- 1				0- 0				11- 0					
3- 3		0- 0		0- 0				NEUTRAL		0- 1				0- 0				3- 2					
7- 7		0- 1		0- 0				NON-CONFERENCE		0- 3				0- 1				7- 2					
1- 2		0- 0		0- 0				HOME		0- 1				0- 1				1- 0					
3- 2		0- 1		0- 0				AWAY		0- 1				0- 0				3- 0					
3- 3		0- 0		0- 0				NEUTRAL		0- 1				0- 0				3- 2					
14- 0		0- 0		0- 0				CONFERENCE		0- 0				0- 0				14- 0					
6- 0		0- 0		0- 0				HOME		0- 0				0- 0				6- 0					
8- 0		0- 0		0- 0				AWAY		0- 0				0- 0				8- 0					
0- 0		0- 0		0- 0				NEUTRAL		0- 0				0- 0				0- 0					
RPI	S	Opponent		Score		RPI	S	Opponent		Score		RPI	S	Opponent		Score		RPI	S	Opponent		Score	
6	A	Minnesota		0 3								61	A	San Francisco		0 3		112	H	St. John's (NY)		2 3	
												74	N	Cal St. Northridge		2 3		152	N	Albany (NY)		2 3	
												82	H	Maryland		0 3		159	N	High Point		2 3	
														186 A Hofstra		3 1				232 A UNC Wilmington		3 1	
														236 A Stony Brook		3 1				239 N Miami (OH)		3 0	
														253 A Robert Morris		3 0				258 A Central Conn. St.		3 2	
														258 H Central Conn. St.		3 0				278 H NJIT		3 1	
														283 A Sacred Heart		3 0				283 H Sacred Heart		3 2	
														284 A Saint Francis (PA)		3 0				296 N La Salle		3 1	
														310 A Bryant		3 0				310 H Bryant		3 0	
														313 A Fairleigh Dickinson		3 1				313 H Fairleigh Dickinson		3 0	
														314 N Delaware St.		3 0				320 A Quinnipiac		3 0	
														320 H Quinnipiac		3 0				323 A St. Francis (NY)		3 0	
														323 H St. Francis (NY)		3 0							
LAST 10 GAMES																							
		310 A Bryant		3 0				283 A Sacred Heart		3 0				310 H Bryant		3 0				253 A Robert Morris		3 0	
		258 A Central Conn. St.		3 2				258 H Central Conn. St.		3 0				313 H Fairleigh Dickinson		3 0							
		323 H St. Francis (NY)		3 0				310 H Bryant		3 0				253 A Robert Morris		3 0							
		313 A Fairleigh Dickinson		3 1				313 H Fairleigh Dickinson		3 0													
		320 A Quinnipiac		3 0				253 A Robert Morris		3 0													

Non-Div. I Games:

LIU Brooklyn

Average RPI Win:	214	WON-LOST RECORD	WINNING PCT. RANK	LAST 10 GAMES	STRENGTH OF SCHEDULE	OPP. STRENGTH OF SCHEDULE	TEAM RPI	ADJ RPI	CONF. RPI	ADJ CONF. RPI	
122	18- 11	.62069	103	8- 2	193	201	141	.50547	146	18	19
DIV. I ONLY	10- 7	.58824	130	2- 0	223	185	162	.49269	160	20	20
DIV. I NON-CONF.											
<hr/>											
TOTALS	RPI 1-25	RPI 26-50		W-L RECORDS		RPI 51-100		RPI 101-150		RPI 150+	
18- 11	0- 0	0- 0		OVERALL		0- 5		4- 2		14- 4	
5- 3	0- 0	0- 0		HOME		0- 1		2- 1		3- 1	
7- 5	0- 0	0- 0		AWAY		0- 2		1- 1		6- 2	
6- 3	0- 0	0- 0		NEUTRAL		0- 2		1- 0		5- 1	
<hr/>											
10- 7	0- 0	0- 0		NON-CONFERENCE		0- 3		4- 2		6- 2	
2- 1	0- 0	0- 0		HOME		0- 0		2- 1		0- 0	
2- 3	0- 0	0- 0		AWAY		0- 1		1- 1		1- 1	
6- 3	0- 0	0- 0		NEUTRAL		0- 2		1- 0		5- 1	
<hr/>											
8- 4	0- 0	0- 0		CONFERENCE		0- 2		0- 0		8- 2	
3- 2	0- 0	0- 0		HOME		0- 1		0- 0		3- 1	
5- 2	0- 0	0- 0		AWAY		0- 1		0- 0		5- 1	
0- 0	0- 0	0- 0		NEUTRAL		0- 0		0- 0		0- 0	
<hr/>											
RPI S	Opponent	Score	RPI S	Opponent	Score	RPI S	Opponent	Score	RPI S	Opponent	Score
						52 N	Missouri	0 3	103 H	Illinois St.	3 1
						76 N	Southern Ill.	0 3	106 A	Indiana	3 2
						83 A	Morehead St.	2 3	116 A	Iowa	1 3
						91 A	Cleveland St.	2 3	125 H	IUPUI	3 2
						91 H	Cleveland St.	2 3	140 H	South Dakota St.	1 3
						140 N	South Dakota St.	3 2			
						168 A	Loyola Chicago	3 1			
						168 H	Loyola Chicago	2 3			
						169 A	Ill.-Chicago	1 3			
						169 H	Ill.-Chicago	3 1			
						172 A	Saint Louis	1 3			
						173 A	Green Bay	3 0			
						185 N	Southeast Mo. St.	1 3			
						187 N	South Ala.	3 1			
						205 A	Youngstown St.	3 1			
						205 H	Youngstown St.	3 1			
						222 A	Milwaukee	3 2			
						239 N	Miami (OH)	3 0			
						241 N	Chattanooga	3 0			
						302 A	Wright St.	3 2			
302 H	Wright St.	3 0									
LAST 10 GAMES						315 A	Chicago St.	3 1			
						315 N	Chicago St.	3 0			
						327 N	Savannah St.	3 0			
						91 A	Cleveland St.	2 3	169 H	Ill.-Chicago	3 1
						205 A	Youngstown St.	3 1	168 H	Loyola Chicago	2 3
						315 A	Chicago St.	3 1	222 A	Milwaukee	3 2
302 H	Wright St.	3 0	173 A	Green Bay	3 0						
125 H	IUPUI	3 2	205 H	Youngstown St.	3 1						

**Non-Div. I Games:**

Valparaiso

Average RPI Win: 200		WON-LOST	WINNING	LAST 10	STRENGTH OF		OPP. STRENGTH	TEAM	ADJ	CONF.	ADJ CONF.
Average RPI Loss: 111		RECORD	PCT. RANK	GAMES	SCHEDULE		OF SCHEDULE	RPI	RPI	RPI	RPI
DIV. I ONLY		15- 11	.57692	122	7- 3		166	143	138	.50367	147
DIV. I NON-CONF.		7- 4	.63636	106	1- 0		117	90	94	.54858	98
TOTALS		RPI 1-25	RPI 26-50		W-L RECORDS		RPI 51-100		RPI 101-150		RPI 150+
15- 11	0- 1	0- 2		OVERALL		1- 2		4- 3		10- 3	
7- 2	0- 0	0- 0		HOME		1- 1		3- 1		3- 0	
2- 8	0- 0	0- 2		AWAY		0- 1		0- 2		2- 3	
6- 1	0- 1	0- 0		NEUTRAL		0- 0		1- 0		5- 0	
7- 4	0- 1	0- 2		NON-CONFERENCE		1- 0		1- 0		5- 1	
1- 0	0- 0	0- 0		HOME		1- 0		0- 0		0- 0	
0- 3	0- 0	0- 2		AWAY		0- 0		0- 0		0- 1	
6- 1	0- 1	0- 0		NEUTRAL		0- 0		1- 0		5- 0	
8- 7	0- 0	0- 0		CONFERENCE		0- 2		3- 3		5- 2	
6- 2	0- 0	0- 0		HOME		0- 1		3- 1		3- 0	
2- 5	0- 0	0- 0		AWAY		0- 1		0- 2		2- 2	
0- 0	0- 0	0- 0		NEUTRAL		0- 0		0- 0		0- 0	
RPI S	Opponent	Score		RPI S	Opponent	Score		RPI S	Opponent	Score	
11 N	Kansas St.	0	3	33 A	Creighton	1	3	88 H	Northern Colo.	3	0
				38 A	Colorado St.	0	3	99 A	Utah St.	2	3
								99 H	Utah St.	2	3
									New Mexico St.	0	3
									New Mexico St.	0	3
									UTSA	3	1
									Idaho	0	3
									Idaho	3	2
									Virginia	3	0
									Texas St.	3	1
									Army	3	0
									Air Force	2	3
									San Jose St.	0	3
									San Jose St.	3	0
									Syracuse	3	0
									Rhode Island	3	0
									Texas-Arlington	3	1
									Texas-Arlington	3	0
									Seattle	2	3
									Navy	3	1
									Louisiana Tech	3	1
									H Louisiana Tech	3	0
									Citadel	3	1
LAST 10 GAMES											
				194 H	San Jose St.	3	0	219 A	Texas-Arlington	3	1
				99 H	Utah St.	2	3	305 A	Louisiana Tech	3	1
				131 H	Idaho	3	2	108 H	UTSA	3	1
				104 H	New Mexico St.	0	3	148 H	Texas St.	3	1
				88 H	Northern Colo.	3	0	99 A	Utah St.	2	3

Non-Div. I Games:

Denver



Average RPI Win:	195	WON-LOST	WINNING	LAST 10	STRENGTH OF	OPP. STRENGTH	TEAM	ADJ	CONF.	ADJ CONF.		
Average RPI Loss:	77	RECORD	PCT. RANK	GAMES	SCHEDULE	OF SCHEDULE	RPI	RPI	RPI	RPI		
DIV. I ONLY	13- 12	.52	162	7- 3	183	88	162	.50146	149	9	9	
DIV. I NON-CONF.	6- 7	.46154	182	0- 0	200	72	188	.48269	177	7	7	
<hr/>												
TOTALS	RPI 1-25	RPI 26-50		W-L RECORDS	RPI 51-100		RPI 101-150		RPI 150+			
13- 12	0- 1	0- 5		OVERALL	3- 3		2- 2		8- 1			
6- 6	0- 1	0- 3		HOME	2- 1		1- 1		3- 0			
4- 4	0- 0	0- 1		AWAY	1- 2		1- 0		2- 1			
3- 2	0- 0	0- 1		NEUTRAL	0- 0		0- 1		3- 0			
<hr/>												
6- 7	0- 0	0- 5		NON-CONFERENCE	0- 1		0- 1		6- 0			
2- 3	0- 0	0- 3		HOME	0- 0		0- 0		2- 0			
1- 2	0- 0	0- 1		AWAY	0- 1		0- 0		1- 0			
3- 2	0- 0	0- 1		NEUTRAL	0- 0		0- 1		3- 0			
<hr/>												
7- 5	0- 1	0- 0		CONFERENCE	3- 2		2- 1		2- 1			
4- 3	0- 1	0- 0		HOME	2- 1		1- 1		1- 0			
3- 2	0- 0	0- 0		AWAY	1- 1		1- 0		1- 1			
0- 0	0- 0	0- 0		NEUTRAL	0- 0		0- 0		0- 0			
<hr/>												
RPI S	Opponent	Score	RPI S	Opponent	Score	RPI S	Opponent	Score	RPI S	Opponent	Score	
21 H	Hawaii	2 3	31 A	Pepperdine	0 3	60 H	Long Beach St.	3 1	120 N	Washington St.	1 3	
			40 H	Santa Clara	2 3	74 H	Cal St. Northridge	1 3	138 A	UC Davis	3 2	
			43 N	Arizona	0 3	79 A	Georgia Tech	1 3	138 H	UC Davis	1 3	
			45 H	San Diego St.	1 3	80 A	Pacific	2 3	139 H	UC Irvine	3 2	
			47 H	Oregon St.	0 3	80 H	Pacific	3 2	200 A	Cal Poly	2 3	
						92 A	UC Santa Barbara	3 2	214 N	SMU	3 0	
									215 N	CSU Bakersfield	3 1	
									227 A	Nevada	3 1	
									264 A	UC Riverside	3 1	
									264 H	UC Riverside	3 1	
									267 H	Brown	3 0	
									283 H	Sacred Heart	3 0	
									295 N	Charleston So.	3 0	
<hr/>												
LAST 10 GAMES												
264 H UC Riverside				3 1	60 H Long Beach St.				3 1			
80 H Pacific				3 2	139 H UC Irvine				3 2			
138 H UC Davis				1 3	264 A UC Riverside				3 1			
200 A Cal Poly				2 3	138 A UC Davis				3 2			
92 A UC Santa Barbara				3 2	80 A Pacific				2 3			

Non-Div. I Games:

Cal St. Fullerton

Average RPI Win:	198	WON-LOST	WINNING	LAST 10	STRENGTH OF	OPP. STRENGTH	TEAM	ADJ	CONF.	ADJ CONF.	
Average RPI Loss:	144	RECORD	PCT. RANK	GAMES	SCHEDULE	OF SCHEDULE	RPI	RPI	RPI	RPI	
DIV. I ONLY	14- 8	.63636	99	7- 3	225	178	145	.49939	150	28	25
DIV. I NON-CONF.	9- 7	.5625	142	2- 2	192	110	148	.49029	164	25	26
<hr/>											
TOTALS	RPI 1-25	RPI 26-50		W-L RECORDS	RPI 51-100		RPI 101-150		RPI 150+		
14- 8	0- 0	0- 1		OVERALL	3- 2		1- 2		10- 3		
5- 1	0- 0	0- 0		HOME	0- 0		0- 1		5- 0		
4- 5	0- 0	0- 1		AWAY	2- 2		1- 0		1- 2		
5- 2	0- 0	0- 0		NEUTRAL	1- 0		0- 1		4- 1		
<hr/>											
9- 7	0- 0	0- 1		NON-CONFERENCE	3- 2		0- 1		6- 3		
2- 0	0- 0	0- 0		HOME	0- 0		0- 0		2- 0		
2- 5	0- 0	0- 1		AWAY	2- 2		0- 0		0- 2		
5- 2	0- 0	0- 0		NEUTRAL	1- 0		0- 1		4- 1		
<hr/>											
5- 1	0- 0	0- 0		CONFERENCE	0- 0		1- 1		4- 0		
3- 1	0- 0	0- 0		HOME	0- 0		0- 1		3- 0		
2- 0	0- 0	0- 0		AWAY	0- 0		1- 0		1- 0		
0- 0	0- 0	0- 0		NEUTRAL	0- 0		0- 0		0- 0		
<hr/>											
RPI S	Opponent	Score	RPI S	Opponent	Score	RPI S	Opponent	Score	RPI S	Opponent	Score
			43 A	Arizona	0 3	65 A	Fresno St.	3 2	137 A	Houston Baptist	3 2
						74 N	Cal St. Northridge	3 1	137 H	Houston Baptist	1 3
						75 A	UNLV	1 3	138 N	UC Davis	2 3
						77 A	Utah	0 3	165 N	UMES	3 0
						99 A	Utah St.	3 2	197 N	Sacramento St.	3 0
									200 N	Cal Poly	3 1
									215 A	CSU Bakersfield	2 3
									215 H	CSU Bakersfield	3 1
									221 N	Evansville	1 3
									227 N	Nevada	3 1
									247 A	Southern Utah	0 3
									252 H	Weber St.	3 0
									272 A	Tex.-Pan American	3 2
									272 H	Tex.-Pan American	3 0
									278 H	NJIT	3 2
									315 H	Chicago St.	3 0
<hr/>											
LAST 10 GAMES											
			272 H	Tex.-Pan American	3 0	99 A	Utah St.	3 2			
			137 H	Houston Baptist	1 3	137 A	Houston Baptist	3 2			
			215 H	CSU Bakersfield	3 1	272 A	Tex.-Pan American	3 2			
			315 H	Chicago St.	3 0	75 A	UNLV	1 3			
			278 H	NJIT	3 2	215 A	CSU Bakersfield	2 3			

Non-Div. I Games:

Utah Valley

Average RPI Win: 157		WON-LOST	WINNING	LAST 10	STRENGTH OF		OPP. STRENGTH	TEAM	ADJ	CONF.	ADJ CONF.
Average RPI Loss: 65		RECORD	PCT. RANK	GAMES	SCHEDULE		OF SCHEDULE	RPI	RPI	RPI	RPI
DIV. I ONLY		6- 21	.22222	297	0- 10		19	62	159	.49915	151
DIV. I NON-CONF.		6- 8	.42857	200	0- 0		32	103	106	.5405	107
TOTALS		RPI 1-25	RPI 26-50		W-L RECORDS		RPI 51-100		RPI 101-150		RPI 150+
6- 21	0- 5	0- 5		OVERALL		3- 8		0- 1		3- 2	
3- 7	0- 2	0- 2		HOME		2- 2		0- 0		1- 1	
0- 10	0- 3	0- 3		AWAY		0- 4		0- 0		0- 0	
3- 4	0- 0	0- 0		NEUTRAL		1- 2		0- 1		2- 1	
6- 8	0- 2	0- 0		NON-CONFERENCE		3- 4		0- 1		3- 1	
3- 1	0- 1	0- 0		HOME		2- 0		0- 0		1- 0	
0- 3	0- 1	0- 0		AWAY		0- 2		0- 0		0- 0	
3- 4	0- 0	0- 0		NEUTRAL		1- 2		0- 1		2- 1	
0- 13	0- 3	0- 5		CONFERENCE		0- 4		0- 0		0- 1	
0- 6	0- 1	0- 2		HOME		0- 2		0- 0		0- 1	
0- 7	0- 2	0- 3		AWAY		0- 2		0- 0		0- 0	
0- 0	0- 0	0- 0		NEUTRAL		0- 0		0- 0		0- 0	
RPI S	Opponent	Score		RPI S	Opponent	Score		RPI S	Opponent	Score	
3 A	Penn St.	0	3	31 A	Pepperdine	1	3	55 A	Loyola Marymount	0	3
14 H	Washington	0	3	31 H	Pepperdine	0	3	55 H	Loyola Marymount	0	3
15 A	BYU	0	3	32 A	St. Mary's (CA)	0	3	57 H	Idaho St.	3	2
15 H	BYU	0	3	40 A	Santa Clara	1	3	61 A	San Francisco	0	3
22 A	San Diego	1	3	40 H	Santa Clara	1	3	61 H	San Francisco	0	3
								75 H	UNLV	3	2
								77 N	Utah	0	3
								87 N	Ga. Southern	1	3
								92 N	UC Santa Barbara	3	2
								93 A	New Mexico	0	3
								99 A	Utah St.	0	3
LAST 10 GAMES											
40 A	Santa Clara	1	3	31 H	Pepperdine	0	3				
55 A	Loyola Marymount	0	3	15 A	BYU	0	3				
15 H	BYU	0	3	61 H	San Francisco	0	3				
61 A	San Francisco	0	3	40 H	Santa Clara	1	3				
55 H	Loyola Marymount	0	3	22 A	San Diego	1	3				

Non-Div. I Games:

Portland

Average RPI Win:		256	WON-LOST RECORD		WINNING PCT. RANK		LAST 10 GAMES		STRENGTH OF SCHEDULE		OPP. STRENGTH OF SCHEDULE		TEAM RPI		ADJ RPI		CONF. RPI		ADJ CONF. RPI	
DIV. I ONLY			11- 14		.44 202		7- 3		70		214		149		.49774 152		29		30	
DIV. I NON-CONF.			3- 12		.2 284		0- 1		7		80		131		.511 132		27		28	
TOTALS		RPI 1-25		RPI 26-50		W-L RECORDS		RPI 51-100		RPI 101-150		RPI 150+								
11- 14		0- 3		0- 2		OVERALL		0- 4		1- 0		10- 5								
4- 2		0- 0		0- 0		HOME		0- 0		0- 0		4- 2								
4- 7		0- 2		0- 1		AWAY		0- 1		0- 0		4- 3								
3- 5		0- 1		0- 1		NEUTRAL		0- 3		1- 0		2- 0								
3- 12		0- 3		0- 2		NON-CONFERENCE		0- 4		1- 0		2- 3								
0- 1		0- 0		0- 0		HOME		0- 0		0- 0		0- 1								
0- 6		0- 2		0- 1		AWAY		0- 1		0- 0		0- 2								
3- 5		0- 1		0- 1		NEUTRAL		0- 3		1- 0		2- 0								
8- 2		0- 0		0- 0		CONFERENCE		0- 0		0- 0		8- 2								
4- 1		0- 0		0- 0		HOME		0- 0		0- 0		4- 1								
4- 1		0- 0		0- 0		AWAY		0- 0		0- 0		4- 1								
0- 0		0- 0		0- 0		NEUTRAL		0- 0		0- 0		0- 0								
RPI	S	Opponent		Score		RPI	S	Opponent		Score		RPI	S	Opponent		Score				
1	N	Stanford		0	3	32	N	St. Mary's (CA)		1	3	53	N	Georgia		1	3			
6	A	Minnesota		0	3	41	A	Michigan St.		0	3	62	N	IPFW		0	3			
21	A	Hawaii		0	3							64	A	Yale		0	3			
												69	N	VCU		0	3			
														145 N LIU Brooklyn		3	2			
														160 A Army		0	3			
														177 A Siena		1	3			
														196 H Colgate		1	3			
														230 H New Hampshire		3	1			
														236 A Stony Brook		3	1			
														236 H Stony Brook		1	3			
														239 N Miami (OH)		3	2			
														243 A UMBC		1	3			
														243 H UMBC		3	1			
														255 A Binghamton		3	1			
														255 H Binghamton		3	0			
														283 N Sacred Heart		3	0			
														304 A Hartford		3	1			
														304 H Hartford		3	1			
														326 A Providence		3	0			
LAST 10 GAMES																				
255 A Binghamton						3	1	326 A Providence						3	0					
243 A UMBC						1	3	230 H New Hampshire						3	1					
236 H Stony Brook						1	3	243 H UMBC						3	1					
304 A Hartford						3	1	255 H Binghamton						3	0					
196 H Colgate						1	3	236 A Stony Brook						3	1					

**Non-Div. I Games:**

Albany (NY)



Average RPI Win:	187	WON-LOST RECORD	WINNING PCT. RANK	LAST 10 GAMES	STRENGTH OF SCHEDULE	OPP. STRENGTH OF SCHEDULE	TEAM RPI	ADJ RPI	CONF. RPI	ADJ CONF. RPI
DIV. I ONLY		14- 12	.53846 152	7- 3	184	87	152	.49749 153	7	7
DIV. I NON-CONF.		9- 7	.5625 142	2- 0	255	85	173	.47804 182	8	8
TOTALS	RPI 1-25	RPI 26-50	W-L RECORDS	RPI 51-100	RPI 101-150	RPI 150+				
14- 12	0- 1	1- 3	OVERALL	1- 4	2- 1	10- 3				
9- 2	0- 0	1- 0	HOME	1- 2	1- 0	6- 0				
2- 7	0- 1	0- 2	AWAY	0- 1	0- 1	2- 2				
3- 3	0- 0	0- 1	NEUTRAL	0- 1	1- 0	2- 1				
9- 7	0- 1	0- 2	NON-CONFERENCE	0- 1	2- 0	7- 3				
5- 0	0- 0	0- 0	HOME	0- 0	1- 0	4- 0				
1- 4	0- 1	0- 1	AWAY	0- 0	0- 0	1- 2				
3- 3	0- 0	0- 1	NEUTRAL	0- 1	1- 0	2- 1				
5- 5	0- 0	1- 1	CONFERENCE	1- 3	0- 1	3- 0				
4- 2	0- 0	1- 0	HOME	1- 2	0- 0	2- 0				
1- 3	0- 0	0- 1	AWAY	0- 1	0- 1	1- 0				
0- 0	0- 0	0- 0	NEUTRAL	0- 0	0- 0	0- 0				
RPI S Opponent Score	RPI S Opponent Score	RPI S Opponent Score	RPI S Opponent Score	RPI S Opponent Score	RPI S Opponent Score	RPI S Opponent Score				
14 A Washington 0 3	32 N St. Mary's (CA) 0 3	65 H Fresno St. 2 3	107 A Wyoming 1 3	38 A Colorado St. 0 3	75 H UNLV 2 3	139 H UC Irvine 3 1				
43 A Arizona 0 3	45 H San Diego St. 3 1	81 N Portland St. 2 3	139 N UC Irvine 3 0	93 A New Mexico 2 3	166 N Gonzaga 3 0	175 A Air Force 3 0				
		93 H New Mexico 3 0	175 H Air Force 3 0			178 N American 1 3				
			194 H San Jose St. 3 2			197 A Sacramento St. 1 3				
						215 A CSU Bakersfield 3 1				
						215 H CSU Bakersfield 3 0				
						227 H Nevada 3 2				
						235 A Seattle 2 3				
						247 H Southern Utah 3 0				
						289 H Eastern Wash. 3 0				
						300 N Morgan St. 3 0				
LAST 10 GAMES										
215 H CSU Bakersfield 3 0	227 H Nevada 3 2	45 H San Diego St. 3 1	215 A CSU Bakersfield 3 1	93 A New Mexico 2 3	175 H Air Force 3 0					
93 H New Mexico 3 0										
175 A Air Force 3 0										
107 A Wyoming 1 3										
38 A Colorado St. 0 3										

**Non-Div. I Games:**

Boise St.

Average RPI Win:	197	WON-LOST RECORD	WINNING PCT. RANK	LAST 10 GAMES	STRENGTH OF SCHEDULE	OPP. STRENGTH OF SCHEDULE	TEAM RPI	ADJ RPI	CONF. RPI	ADJ CONF. RPI				
DIV. I ONLY		19- 10	.65517	88	5- 5	221	185	134	.49736	154	14	13		
DIV. I NON-CONF.		10- 4	.71429	71	1- 1	261	223	134	.50093	148	17	18		
<hr/>														
TOTALS	RPI 1-25	RPI 26-50		W-L RECORDS		RPI 51-100		RPI 101-150		RPI 150+				
19- 10	0- 0	0- 0		OVERALL		1- 3		5- 2		13- 5				
9- 3	0- 0	0- 0		HOME		1- 1		3- 0		5- 2				
6- 5	0- 0	0- 0		AWAY		0- 2		1- 2		5- 1				
4- 2	0- 0	0- 0		NEUTRAL		0- 0		1- 0		3- 2				
<hr/>														
10- 4	0- 0	0- 0		NON-CONFERENCE		0- 0		3- 1		7- 3				
3- 1	0- 0	0- 0		HOME		0- 0		1- 0		2- 1				
3- 1	0- 0	0- 0		AWAY		0- 0		1- 1		2- 0				
4- 2	0- 0	0- 0		NEUTRAL		0- 0		1- 0		3- 2				
<hr/>														
9- 6	0- 0	0- 0		CONFERENCE		1- 3		2- 1		6- 2				
6- 2	0- 0	0- 0		HOME		1- 1		2- 0		3- 1				
3- 4	0- 0	0- 0		AWAY		0- 2		0- 1		3- 1				
0- 0	0- 0	0- 0		NEUTRAL		0- 0		0- 0		0- 0				
<hr/>														
RPI S	Opponent	Score	RPI S	Opponent	Score	RPI S	Opponent	Score	RPI S	Opponent	Score			
						72 H	Central Ark.	2 3	106 N	Indiana	3 2			
						89 A	Sam Houston St.	0 3	114 A	Northwestern St.	0 3			
						89 H	Sam Houston St.	3 2	114 H	Northwestern St.	3 1			
						100 A	A&M-Corpus Christi	0 3	121 H	North Texas	3 0			
									122 H	Oral Roberts	3 0			
									136 A	North Dakota	3 1			
									137 A	Houston Baptist	1 3			
									157 A	Butler	3 0			
									164 N	South Dakota	3 2			
									173 N	Green Bay	2 3			
									188 A	Nicholls St.	3 2			
									188 H	Nicholls St.	3 1			
									216 N	Western Ill.	0 3			
									219 A	Texas-Arlington	3 0			
									237 A	Lamar	3 1			
									237 H	Lamar	3 1			
									240 A	Southeastern La.	2 3			
									240 H	Southeastern La.	2 3			
									251 H	La.-Monroe	1 3			
									253 H	Robert Morris	3 0			
			269 A	McNeese St.	3 0									
			LAST 10 GAMES			269 H	McNeese St.	3 1	269 H	McNeese St.	3 1			
						114 A	Northwestern St.	0 3	272 N	Tex.-Pan American	3 2			
						121 H	North Texas	3 0	137 A	Houston Baptist	1 3	274 H	Southern Miss.	3 1
						188 A	Nicholls St.	3 2	240 H	Southeastern La.	2 3	327 N	Savannah St.	3 0
						240 A	Southeastern La.	2 3	188 H	Nicholls St.	3 1			
						237 H	Lamar	3 1	100 A	A&M-Corpus Christi	0 3			

Non-Div. I Games:

Stephen F. Austin

Average RPI Win: 223		WON-LOST RECORD		WINNING PCT. RANK		LAST 10 GAMES		STRENGTH OF SCHEDULE		OPP. STRENGTH OF SCHEDULE		TEAM RPI		ADJ RPI		CONF. RPI		ADJ CONF. RPI	
DIV. I ONLY		13- 13		.5 170		8- 2		132		119		153		.49734 155		19		18	
DIV. I NON-CONF.		6- 10		.375 232		2- 0		138		70		187		.47434 188		19		19	
TOTALS		RPI 1-25		RPI 26-50		W-L RECORDS		RPI 51-100		RPI 101-150		RPI 150+							
13- 13		0- 1		0- 4		OVERALL		1- 4		0- 1		12- 3							
7- 5		0- 1		0- 0		HOME		1- 2		0- 0		6- 2							
4- 5		0- 0		0- 2		AWAY		0- 1		0- 1		4- 1							
2- 3		0- 0		0- 2		NEUTRAL		0- 1		0- 0		2- 0							
6- 10		0- 1		0- 4		NON-CONFERENCE		0- 2		0- 1		6- 2							
4- 4		0- 1		0- 0		HOME		0- 1		0- 0		4- 2							
0- 3		0- 0		0- 2		AWAY		0- 0		0- 1		0- 0							
2- 3		0- 0		0- 2		NEUTRAL		0- 1		0- 0		2- 0							
7- 3		0- 0		0- 0		CONFERENCE		1- 2		0- 0		6- 1							
3- 1		0- 0		0- 0		HOME		1- 1		0- 0		2- 0							
4- 2		0- 0		0- 0		AWAY		0- 1		0- 0		4- 1							
0- 0		0- 0		0- 0		NEUTRAL		0- 0		0- 0		0- 0							
RPI S	Opponent		Score		RPI S	Opponent		Score		RPI S	Opponent		Score		RPI S	Opponent		Score	
24 H	Texas A&M		0 3		30 N	Western Ky.		0 3		68 H	Xavier		0 3		133 A	Virginia		0 3	
					35 N	California		0 3		73 N	Western Mich.		0 3		172 N	Saint Louis		3 2	
					45 A	San Diego St.		0 3		78 A	Towson		0 3		176 H	Columbia		1 3	
					48 A	Northwestern		0 3		78 H	Towson		1 3		181 H	Penn		2 3	
										97 H	Northeastern		3 2		186 H	Hofstra		3 2	
															195 H	Villanova		3 0	
															201 A	William & Mary		3 0	
															208 N	Lehigh		3 1	
															210 A	James Madison		0 3	
															217 H	Georgetown		3 0	
															232 A	UNC Wilmington		3 2	
															250 A	Georgia St.		3 1	
															250 H	Georgia St.		3 0	
															273 A	George Mason		3 2	
															300 H	Morgan St.		3 0	
															314 H	Delaware St.		3 0	
LAST 10 GAMES																			
250 A Georgia St.					3 1					273 A George Mason					3 2				
78 H Towson					1 3					210 A James Madison					0 3				
186 H Hofstra					3 2					201 A William & Mary					3 0				
97 H Northeastern					3 2					232 A UNC Wilmington					3 2				
195 H Villanova					3 0					314 H Delaware St.					3 0				

Average RPI Win:		200	WON-LOST RECORD		WINNING PCT. RANK		LAST 10 GAMES		STRENGTH OF SCHEDULE		OPP. STRENGTH OF SCHEDULE		TEAM RPI		ADJ RPI		CONF. RPI		ADJ CONF. RPI				
Average RPI Loss:		115																					
DIV. I ONLY			12- 12		.5 170		6- 4		131		128		154		.49671 156		15		15				
DIV. I NON-CONF.			4- 8		.33333 243		0- 0		127		101		214		.46197 212		12		13				
TOTALS		RPI 1-25		RPI 26-50		W-L RECORDS		RPI 51-100		RPI 101-150		RPI 150+											
12- 12		0- 1		0- 1		OVERALL		0- 4		2- 3		10- 3											
4- 2		0- 0		0- 0		HOME		0- 0		1- 2		3- 0											
5- 5		0- 1		0- 1		AWAY		0- 2		1- 0		4- 1											
3- 5		0- 0		0- 0		NEUTRAL		0- 2		0- 1		3- 2											
4- 8		0- 1		0- 0		NON-CONFERENCE		0- 4		0- 1		4- 2											
0- 0		0- 0		0- 0		HOME		0- 0		0- 0		0- 0											
1- 3		0- 1		0- 0		AWAY		0- 2		0- 0		1- 0											
3- 5		0- 0		0- 0		NEUTRAL		0- 2		0- 1		3- 2											
8- 4		0- 0		0- 1		CONFERENCE		0- 0		2- 2		6- 1											
4- 2		0- 0		0- 0		HOME		0- 0		1- 2		3- 0											
4- 2		0- 0		0- 1		AWAY		0- 0		1- 0		3- 1											
0- 0		0- 0		0- 0		NEUTRAL		0- 0		0- 0		0- 0											
RPI	S	Opponent		Score		RPI	S	Opponent		Score		RPI	S	Opponent		Score							
25	A	Oklahoma		0 3		30	A	Western Ky.		0 3		76	A	Southern Ill.		0 3							
												86	A	Missouri St.		1 3							
												93	N	New Mexico		2 3							
												94	N	Eastern Mich.		1 3							
														Arkansas St.		3 2							
														Arkansas St.		0 3							
														North Texas		3 2							
														Oral Roberts		2 3							
														Troy		1 3							
														Middle Tenn.		3 2							
														Austin Peay		2 3							
														Austin Peay		3 2							
														South Ala.		3 1							
														Nicholls St.		3 0							
														FIU		3 2							
														La.-Lafayette		0 3							
														La.-Lafayette		3 2							
														SMU		2 3							
														Memphis		3 0							
														La.-Monroe		3 0							
														UT Martin		3 1							
														Fla. Atlantic		3 2							
LAST 10 GAMES																							
203 H La.-Lafayette						3 2						203 A La.-Lafayette						0 3					
118 A Arkansas St.						3 2						130 H Troy						1 3					
30 A Western Ky.						0 3						187 H South Ala.						3 1					
170 A Middle Tenn.						3 2						121 H North Texas						3 2					
118 H Arkansas St.						0 3						251 H La.-Monroe						3 0					

Non-Div. I Games:

UALR

B  
u  
t  
l  
e  
r

Butler					Through Games Of Sunday, Nov. 4, 2012										
Average RPI Win: 222		WON-LOST RECORD	WINNING PCT. RANK	LAST 10 GAMES	STRENGTH OF SCHEDULE	OPP. STRENGTH OF SCHEDULE	TEAM RPI	ADJ RPI	CONF. RPI	ADJ CONF. RPI					
Average RPI Loss: 114															
DIV. I ONLY		16- 11	.59259	116	5- 5	224	148	157	.4964	157	13	14			
DIV. I NON-CONF.		10- 4	.71429	71	0- 0	306	178	172	.48525	172	13	15			
<hr/>															
TOTALS		RPI 1-25		RPI 26-50		W-L RECORDS		RPI 51-100		RPI 101-150		RPI 150+			
16- 11		0- 0		0- 2		OVERALL		0- 3		2- 3		14- 3			
7- 5		0- 0		0- 1		HOME		0- 1		1- 2		6- 1			
6- 5		0- 0		0- 1		AWAY		0- 2		1- 1		5- 1			
3- 1		0- 0		0- 0		NEUTRAL		0- 0		0- 0		3- 1			
<hr/>															
10- 4		0- 0		0- 0		NON-CONFERENCE		0- 0		2- 2		8- 2			
4- 2		0- 0		0- 0		HOME		0- 0		1- 1		3- 1			
3- 1		0- 0		0- 0		AWAY		0- 0		1- 1		2- 0			
3- 1		0- 0		0- 0		NEUTRAL		0- 0		0- 0		3- 1			
<hr/>															
6- 7		0- 0		0- 2		CONFERENCE		0- 3		0- 1		6- 1			
3- 3		0- 0		0- 1		HOME		0- 1		0- 1		3- 0			
3- 4		0- 0		0- 1		AWAY		0- 2		0- 0		3- 1			
0- 0		0- 0		0- 0		NEUTRAL		0- 0		0- 0		0- 0			
<hr/>															
RPI	S	Opponent	Score	RPI	S	Opponent	Score	RPI	S	Opponent	Score				
				27	A	Dayton	1 3	68	A	Xavier	0 3	106	H	Indiana	3 1
				27	H	Dayton	1 3	68	H	Xavier	0 3	111	H	Duquesne	1 3
								69	A	VCU	0 3	125	A	IUPUI	3 2
												132	A	Pittsburgh	0 3
												138	H	UC Davis	0 3
												154	H	Stephen F. Austin	0 3
												162	H	George Washington	3 0
												171	H	Temple	3 1
												172	A	Saint Louis	1 3
												185	H	Southeast Mo. St.	3 2
												213	A	Rhode Island	3 0
												216	H	Western Ill.	3 1
												224	H	Kent St.	3 0
												226	A	DePaul	3 2
												231	A	Charlotte	3 1
												242	N	Coastal Caro.	3 2
												254	N	Eastern Ill.	3 0
												277	A	Fordham	3 0
												286	N	Indiana St.	1 3
												296	H	La Salle	3 0
												302	A	Wright St.	3 0
												321	N	Howard	3 0
<hr/>															
				LAST 10 GAMES											
				171	H	Temple	3 1	68	H	Xavier	0 3				
				296	H	La Salle	3 0	69	A	VCU	0 3				
				213	A	Rhode Island	3 0	231	A	Charlotte	3 1				
				277	A	Fordham	3 0	172	A	Saint Louis	1 3				
				27	H	Dayton	1 3	111	H	Duquesne	1 3				

B  
u  
t  
l  
e  
r

Non-Div. I Games:

Butler

Average RPI Win: 255		WON-LOST	WINNING	LAST 10	STRENGTH OF		OPP. STRENGTH	TEAM	ADJ	CONF.	ADJ CONF.					
Average RPI Loss: 148		RECORD	PCT. RANK	GAMES	SCHEDULE		OF SCHEDULE	RPI	RPI	RPI	RPI					
DIV. I ONLY		23- 7	.76667	36	6- 4		302	252	158	.49637	158	21	21			
DIV. I NON-CONF.		13- 1	.92857	11	1- 0		328	294	176	.48272	176	24	24			
<hr/>																
TOTALS		RPI 1-25		RPI 26-50		W-L RECORDS		RPI 51-100		RPI 101-150		RPI 150+				
23- 7		0- 0		0- 0		OVERALL		1- 2		0- 3		22- 2				
7- 3		0- 0		0- 0		HOME		0- 1		0- 2		7- 0				
9- 3		0- 0		0- 0		AWAY		1- 1		0- 1		8- 1				
7- 1		0- 0		0- 0		NEUTRAL		0- 0		0- 0		7- 1				
<hr/>																
13- 1		0- 0		0- 0		NON-CONFERENCE		1- 0		0- 0		12- 1				
1- 0		0- 0		0- 0		HOME		0- 0		0- 0		1- 0				
5- 0		0- 0		0- 0		AWAY		1- 0		0- 0		4- 0				
7- 1		0- 0		0- 0		NEUTRAL		0- 0		0- 0		7- 1				
<hr/>																
10- 6		0- 0		0- 0		CONFERENCE		0- 2		0- 3		10- 1				
6- 3		0- 0		0- 0		HOME		0- 1		0- 2		6- 0				
4- 3		0- 0		0- 0		AWAY		0- 1		0- 1		4- 1				
0- 0		0- 0		0- 0		NEUTRAL		0- 0		0- 0		0- 0				
<hr/>																
RPI	S	Opponent	Score	RPI	S	Opponent	Score	RPI	S	Opponent	Score	RPI	S	Opponent	Score	
						83 A	Morehead St.	3	1			123 H		FGCU	1	3
						96 A	Lipscomb	0	3			143 A		East Tenn. St.	2	3
						96 H	Lipscomb	2	3			143 H		East Tenn. St.	2	3
												163 N		Akron	3	1
												174 A		North Florida	1	3
												174 H		North Florida	3	1
												212 A		Kennesaw St.	3	0
												212 H		Kennesaw St.	3	1
												221 N		Evansville	3	1
												244 A		Jacksonville	3	2
												244 H		Jacksonville	3	1
												246 A		Harvard	3	0
												248 A		Mercer	3	0
												248 H		Mercer	3	0
												259 A		USC Upstate	3	1
												259 H		USC Upstate	3	0
												260 N		Manhattan	2	3
												262 H		Eastern Ky.	3	0
												271 A		Western Caro.	3	1
												293 N		Alabama A&M	3	0
												302 A		Wright St.	3	0
												310 A		Bryant	3	0
												316 H		Stetson	3	0
												317 N		Holy Cross	3	0
												325 N		Saint Peter's	3	0
												326 N		Providence	3	0
												329 N		N.C. A&T	3	1
<hr/>																
LAST 10 GAMES				LAST 10 GAMES				LAST 10 GAMES				LAST 10 GAMES				
						212 H	Kennesaw St.	3	1			262 H		Eastern Ky.	3	0
						248 H	Mercer	3	0			174 A		North Florida	1	3
						96 A	Lipscomb	0	3			244 A		Jacksonville	3	2
						143 H	East Tenn. St.	2	3			123 H		FGCU	1	3
						259 H	USC Upstate	3	0			316 H		Stetson	3	0

Non-Div. I Games:

Northern Ky.

[illegible]

**Non-Div. I Games:**

## High Point

[illegible]

**Non-Div. I Games:**

Army





Average RPI Win:		228	WON-LOST RECORD		WINNING PCT. RANK		LAST 10 GAMES		STRENGTH OF SCHEDULE		OPP. STRENGTH OF SCHEDULE		TEAM RPI		ADJ RPI		CONF. RPI		ADJ CONF. RPI	
DIV. I ONLY			10- 17		.37037 233		6- 4		69		145		168		.49128 162		13		14	
DIV. I NON-CONF.			3- 11		.21429 280		0- 0		66		114		216		.46601 202		13		15	
TOTALS		RPI 1-25		RPI 26-50		W-L RECORDS		RPI 51-100		RPI 101-150		RPI 150+								
10- 17		0- 3		0- 2		OVERALL		0- 4		1- 5		9- 3								
7- 4		0- 1		0- 0		HOME		0- 1		1- 0		6- 2								
2- 7		0- 1		0- 1		AWAY		0- 3		0- 1		2- 1								
1- 6		0- 1		0- 1		NEUTRAL		0- 0		0- 4		1- 0								
3- 11		0- 3		0- 1		NON-CONFERENCE		0- 1		0- 5		3- 1								
2- 2		0- 1		0- 0		HOME		0- 0		0- 0		2- 1								
0- 3		0- 1		0- 0		AWAY		0- 1		0- 1		0- 0								
1- 6		0- 1		0- 1		NEUTRAL		0- 0		0- 4		1- 0								
7- 6		0- 0		0- 1		CONFERENCE		0- 3		1- 0		6- 2								
5- 2		0- 0		0- 0		HOME		0- 1		1- 0		4- 1								
2- 4		0- 0		0- 1		AWAY		0- 2		0- 0		2- 1								
0- 0		0- 0		0- 0		NEUTRAL		0- 0		0- 0		0- 0								
RPI	S	Opponent		Score		RPI	S	Opponent		Score		RPI	S	Opponent		Score				
15	H	BYU		0	3	27	A	Dayton		0	3	68	A	Xavier		2	3			
19	A	Purdue		0	3	46	N	UNI		0	3	69	A	VCU		0	3			
20	N	Tennessee		0	3							69	H	VCU		0	3			
												82	A	Maryland		0	3			
														107		A	Wyoming	0	3	
														111		H	Duquesne	3	1	
														123		N	FGCU	0	3	
														128		N	Boston College	1	3	
														132		N	Pittsburgh	1	3	
														141		N	UMKC	2	3	
														157		A	Butler	0	3	
														171		H	Temple	3	2	
														172		A	Saint Louis	3	2	
														179		H	Princeton	0	3	
														213		H	Rhode Island	2	3	
														230		H	New Hampshire	3	1	
														231		A	Charlotte	3	1	
														231		H	Charlotte	3	0	
														243		H	UMBC	3	2	
														277		H	Fordham	3	0	
														296		H	La Salle	3	0	
														322		N	Bethune-Cookman	3	0	
LAST 10 GAMES																				
213 H Rhode Island						2	3	69 A VCU						0	3					
277 H Fordham						3	0	171 H Temple						3	2					
68 A Xavier						2	3	296 H La Salle						3	0					
27 A Dayton						0	3	111 H Duquesne						3	1					
231 A Charlotte						3	1	172 A Saint Louis						3	2					

**Non-Div. I Games:**

George Washington

Average RPI Win: 236		WON-LOST RECORD	WINNING PCT. RANK	LAST 10 GAMES	STRENGTH OF SCHEDULE	OPP. STRENGTH OF SCHEDULE	TEAM RPI	ADJ RPI	CONF. RPI	ADJ CONF. RPI	
Average RPI Loss: 111											
DIV. I ONLY		15- 11	.57692 122	6- 4	223	194	170	.49094 163	11	11	
DIV. I NON-CONF.		7- 5	.58333 132	0- 0	245	292	186	.47445 187	11	11	
<hr/>											
TOTALS		RPI 1-25	RPI 26-50		W-L RECORDS		RPI 51-100		RPI 101-150		RPI 150+
15- 11	0- 0		0- 0	OVERALL		1- 5		1- 4		13- 2	
9- 2	0- 0		0- 0	HOME		1- 1		1- 1		7- 0	
4- 6	0- 0		0- 0	AWAY		0- 4		0- 2		4- 0	
2- 3	0- 0		0- 0	NEUTRAL		0- 0		0- 1		2- 2	
<hr/>											
7- 5	0- 0		0- 0	NON-CONFERENCE		0- 1		0- 2		7- 2	
4- 1	0- 0		0- 0	HOME		0- 0		0- 1		4- 0	
1- 1	0- 0		0- 0	AWAY		0- 1		0- 0		1- 0	
2- 3	0- 0		0- 0	NEUTRAL		0- 0		0- 1		2- 2	
<hr/>											
8- 6	0- 0		0- 0	CONFERENCE		1- 4		1- 2		6- 0	
5- 1	0- 0		0- 0	HOME		1- 1		1- 0		3- 0	
3- 5	0- 0		0- 0	AWAY		0- 3		0- 2		3- 0	
0- 0	0- 0		0- 0	NEUTRAL		0- 0		0- 0		0- 0	
<hr/>											
RPI S	Opponent	Score	RPI S	Opponent	Score	RPI S	Opponent	Score	RPI S	Opponent	Score
						56 A	Ohio	0 3	124 A	Northern Ill.	2 3
						59 A	Bowling Green	1 3	126 H	Central Mich.	3 1
						59 H	Bowling Green	0 3	135 A	Ball St.	1 3
						73 A	Western Mich.	1 3	143 N	East Tenn. St.	1 3
						94 H	Eastern Mich.	3 1	144 H	Montana St.	1 3
						95 A	South Carolina	0 3	158 N	Northern Ky.	1 3
									171 N	Temple	0 3
									205 H	Youngstown St.	3 1
									211 H	Toledo	3 1
									224 A	Kent St.	3 0
									233 A	Buffalo	3 0
									233 H	Buffalo	3 0
									239 A	Miami (OH)	3 0
									239 H	Miami (OH)	3 2
									255 H	Binghamton	3 2
									257 N	UNC Asheville	3 1
									275 H	SIU Edwardsville	3 0
									310 A	Bryant	3 0
									317 N	Holy Cross	3 0
									320 H	Quinnipiac	3 0
			LAST 10 GAMES								
			59 A	Bowling Green	1 3	94 H	Eastern Mich.	3 1			
			239 A	Miami (OH)	3 0	124 A	Northern Ill.	2 3			
			211 H	Toledo	3 1	73 A	Western Mich.	1 3			
			233 A	Buffalo	3 0	224 A	Kent St.	3 0			
			126 H	Central Mich.	3 1	56 A	Ohio	0 3			

Non-Div. I Games:

Akron

Average RPI Win:	209	WON-LOST RECORD	WINNING PCT. RANK	LAST 10 GAMES	STRENGTH OF SCHEDULE	OPP. STRENGTH OF SCHEDULE	TEAM RPI	ADJ RPI	CONF. RPI	ADJ CONF. RPI		
DIV. I ONLY		13- 14	.48148	183	6- 4	100	222	150	.49085	164	12	12
DIV. I NON-CONF.		6- 6	.5	157	0- 0	118	276	155	.49026	165	15	14
<hr/>												
TOTALS	RPI 1-25	RPI 26-50		W-L RECORDS		RPI 51-100		RPI 101-150		RPI 150+		
13- 14	0- 0	0- 1		OVERALL		0- 3		4- 5		9- 5		
3- 5	0- 0	0- 0		HOME		0- 1		1- 3		2- 1		
4- 6	0- 0	0- 1		AWAY		0- 2		3- 2		1- 1		
6- 3	0- 0	0- 0		NEUTRAL		0- 0		0- 0		6- 3		
6- 6	0- 0	0- 1		NON-CONFERENCE		0- 1		0- 1		6- 3		
0- 0	0- 0	0- 0		HOME		0- 0		0- 0		0- 0		
0- 3	0- 0	0- 1		AWAY		0- 1		0- 1		0- 0		
6- 3	0- 0	0- 0		NEUTRAL		0- 0		0- 0		6- 3		
7- 8	0- 0	0- 0		CONFERENCE		0- 2		4- 4		3- 2		
3- 5	0- 0	0- 0		HOME		0- 1		1- 3		2- 1		
4- 3	0- 0	0- 0		AWAY		0- 1		3- 1		1- 1		
0- 0	0- 0	0- 0		NEUTRAL		0- 0		0- 0		0- 0		
RPI	S	Opponent	Score	RPI	S	Opponent	Score	RPI	S	Opponent	Score	
				33	A	Creighton	1 3	62	A	IPFW	2 3	
								62	H	IPFW	1 3	
								72	A	Central Ark.	1 3	

**Non-Div. I Games:**

South Dakota

**Non-Div. I Games:**

UMES

Average RPI Win: 234		WON-LOST	WINNING	LAST 10	STRENGTH OF		OPP. STRENGTH	TEAM	ADJ	CONF.	ADJ CONF.
Average RPI Loss: 53		RECORD	PCT. RANK	GAMES	SCHEDULE		OF SCHEDULE	RPI	RPI	RPI	RPI
DIV. I ONLY		9- 16	.36	240	1- 9		99	80	177	.4896	166
DIV. I NON-CONF.		8- 5	.61538	115	0- 0		212	192	145	.50174	144
TOTALS		RPI 1-25	RPI 26-50		W-L RECORDS		RPI 51-100		RPI 101-150		RPI 150+
9- 16	0- 4	0- 5		OVERALL		1- 5		0- 1		8- 1	
2- 6	0- 1	0- 2		HOME		0- 2		0- 1		2- 0	
1- 9	0- 3	0- 3		AWAY		0- 3		0- 0		1- 0	
6- 1	0- 0	0- 0		NEUTRAL		1- 0		0- 0		5- 1	
8- 5	0- 1	0- 1		NON-CONFERENCE		1- 1		0- 1		7- 1	
2- 1	0- 0	0- 0		HOME		0- 0		0- 1		2- 0	
0- 3	0- 1	0- 1		AWAY		0- 1		0- 0		0- 0	
6- 1	0- 0	0- 0		NEUTRAL		1- 0		0- 0		5- 1	
1- 11	0- 3	0- 4		CONFERENCE		0- 4		0- 0		1- 0	
0- 5	0- 1	0- 2		HOME		0- 2		0- 0		0- 0	
1- 6	0- 2	0- 2		AWAY		0- 2		0- 0		1- 0	
0- 0	0- 0	0- 0		NEUTRAL		0- 0		0- 0		0- 0	
RPI S	Opponent	Score	RPI S	Opponent	Score	RPI S	Opponent	Score	RPI S	Opponent	Score
14 A	Washington	0 3	31 H	Pepperdine	0 3	55 A	Loyola Marymount	0 3	140 H	South Dakota St.	2 3
15 A	BYU	0 3	32 A	St. Mary's (CA)	0 3	55 H	Loyola Marymount	0 3	151 A	Portland	3 1
15 H	BYU	0 3	39 A	Arizona St.	1 3	61 A	San Francisco	0 3	153 N	Boise St.	0 3
22 A	San Diego	1 3	40 A	Santa Clara	1 3	61 H	San Francisco	2 3	195 N	Villanova	3 2
			40 H	Santa Clara	0 3	75 A	UNLV	1 3	264 H	UC Riverside	3 0
						81 N	Portland St.	3 2	264 N	UC Riverside	3 0
									285 N	Fla. Atlantic	3 2
									287 N	Prairie View	3 0
									288 N	Texas Southern	3 0
									289 H	Eastern Wash.	3 0
			LAST 10 GAMES								
			61 A	San Francisco	0 3	32 A	St. Mary's (CA)	0 3			
			55 A	Loyola Marymount	0 3	22 A	San Diego	1 3			
			15 H	BYU	0 3	40 H	Santa Clara	0 3			
			31 H	Pepperdine	0 3	61 H	San Francisco	2 3			
			55 H	Loyola Marymount	0 3	151 A	Portland	3 1			

Non-Div. I Games:

Gonzaga

Average RPI Win:		195	WON-LOST RECORD		WINNING PCT. RANK		LAST 10 GAMES		STRENGTH OF SCHEDULE		OPP. STRENGTH OF SCHEDULE		TEAM RPI		ADJ RPI		CONF. RPI		ADJ CONF. RPI		
DIV. I ONLY			11- 16		.40741 216		5- 5		111		100		173		.48928 167		12		12		
DIV. I NON-CONF.			4- 8		.33333 243		1- 1		129		49		200		.47459 186		15		14		
TOTALS		RPI 1-25		RPI 26-50		W-L RECORDS		RPI 51-100		RPI 101-150		RPI 150+									
11- 16		0- 2		0- 1		OVERALL		0- 4		3- 7		8- 2									
4- 5		0- 0		0- 0		HOME		0- 1		1- 3		3- 1									
4- 8		0- 1		0- 0		AWAY		0- 3		2- 3		2- 1									
3- 3		0- 1		0- 1		NEUTRAL		0- 0		0- 1		3- 0									
4- 8		0- 2		0- 1		NON-CONFERENCE		0- 2		0- 3		4- 0									
1- 1		0- 0		0- 0		HOME		0- 0		0- 1		1- 0									
0- 4		0- 1		0- 0		AWAY		0- 2		0- 1		0- 0									
3- 3		0- 1		0- 1		NEUTRAL		0- 0		0- 1		3- 0									
7- 8		0- 0		0- 0		CONFERENCE		0- 2		3- 4		4- 2									
3- 4		0- 0		0- 0		HOME		0- 1		1- 2		2- 1									
4- 4		0- 0		0- 0		AWAY		0- 1		2- 2		2- 1									
0- 0		0- 0		0- 0		NEUTRAL		0- 0		0- 0		0- 0									
RPI	S	Opponent		Score		RPI	S	Opponent		Score		RPI	S	Opponent		Score					
6	A	Minnesota		0	3	42	N	Wichita St.		0	3	58	A	Wisconsin		0	3				
25	N	Oklahoma		0	3							62	A	IPFW		2	3				
												62	H	IPFW		2	3				
												88	A	Northern Colo.		0	3				
												104	N	New Mexico St.		1	3				
												119	A	Oakland		3	1				
												119	H	Oakland		1	3				
												124	A	Northern Ill.		2	3				
												125	A	IUPUI		1	3				
												125	H	IUPUI		1	3				
												136	H	North Dakota		0	3				
												140	A	South Dakota St.		1	3				
												141	A	UMKC		3	1				
												141	H	UMKC		3	1				
												164	A	South Dakota		0	3				
												164	H	South Dakota		3	0				
												175	N	Air Force		3	1				
												216	A	Western Ill.		3	1				
												216	H	Western Ill.		2	3				
												222	N	Milwaukee		3	2				
												234	A	Neb. Omaha		3	0				
												234	H	Neb. Omaha		3	0				
												249	H	Drake		3	1				
												249	N	Drake		3	1				
LAST 10 GAMES						LAST 10 GAMES						LAST 10 GAMES									
164 A South Dakota						0	3	125 A IUPUI						1	3						
141 A UMKC						3	1	249 H Drake						3	1						
119 H Oakland						1	3	234 H Neb. Omaha						3	0						
62 H IPFW						2	3	136 H North Dakota						0	3						
216 A Western Ill.						3	1	141 H UMKC						3	1						

**Non-Div. I Games:**

North Dakota St.

Average RPI Win: 238		WON-LOST	WINNING	LAST 10	STRENGTH OF		OPP. STRENGTH	TEAM	ADJ	CONF.	ADJ CONF.
Average RPI Loss: 140		RECORD	PCT. RANK	GAMES	SCHEDULE		OF SCHEDULE	RPI	RPI	RPI	RPI
DIV. I ONLY		16- 10	.61538	106	6- 4		241	195	161	.48617	168
DIV. I NON-CONF.		8- 5	.61538	115	0- 0		268	193	178	.47766	183
TOTALS		RPI 1-25	RPI 26-50		W-L RECORDS		RPI 51-100		RPI 101-150		RPI 150+
16- 10	0- 1	0- 1		OVERALL		1- 2		1- 1		14- 5	
6- 4	0- 0	0- 0		HOME		0- 1		0- 1		6- 2	
7- 2	0- 1	0- 0		AWAY		1- 0		1- 0		5- 1	
3- 4	0- 0	0- 1		NEUTRAL		0- 1		0- 0		3- 2	
8- 5	0- 1	0- 1		NON-CONFERENCE		0- 1		0- 0		8- 2	
3- 0	0- 0	0- 0		HOME		0- 0		0- 0		3- 0	
2- 1	0- 1	0- 0		AWAY		0- 0		0- 0		2- 0	
3- 4	0- 0	0- 1		NEUTRAL		0- 1		0- 0		3- 2	
8- 5	0- 0	0- 0		CONFERENCE		1- 1		1- 1		6- 3	
3- 4	0- 0	0- 0		HOME		0- 1		0- 1		3- 2	
5- 1	0- 0	0- 0		AWAY		1- 0		1- 0		3- 1	
0- 0	0- 0	0- 0		NEUTRAL		0- 0		0- 0		0- 0	
RPI S	Opponent	Score		RPI S	Opponent	Score		RPI S	Opponent	Score	
1 A	Stanford	1	3	40 N	Santa Clara	0	3	80 N	Pacific	0	3
								91 A	Cleveland St.	3	0
								91 H	Cleveland St.	1	3
								146 A	Valparaiso	3	2
								146 H	Valparaiso	1	3
								169 H	Ill.-Chicago	1	3
								173 A	Green Bay	0	3
								173 H	Green Bay	3	2
								205 A	Youngstown St.	3	1
								205 H	Youngstown St.	2	3
								207 N	Niagara	3	0
								216 N	Western Ill.	0	3
								222 A	Milwaukee	3	1
								222 H	Milwaukee	3	2
								226 H	DePaul	3	1
								259 H	USC Upstate	3	1
								260 N	Manhattan	3	0
								275 N	SIU Edwardsville	1	3
								286 A	Indiana St.	3	1
								291 N	Bucknell	3	0
								296 A	La Salle	3	0
								302 A	Wright St.	3	2
								302 H	Wright St.	3	1
								315 H	Chicago St.	3	0
				LAST 10 GAMES							
				222 A	Milwaukee	3	1	146 A	Valparaiso	3	2
				173 A	Green Bay	0	3	169 H	Ill.-Chicago	1	3
				91 H	Cleveland St.	1	3	173 H	Green Bay	3	2
				205 H	Youngstown St.	2	3	222 H	Milwaukee	3	2
				302 A	Wright St.	3	2	205 A	Youngstown St.	3	1

Non-Div. I Games:

Loyola Chicago



Average RPI Win: 226		WON-LOST RECORD		WINNING PCT. RANK		LAST 10 GAMES		STRENGTH OF SCHEDULE		OPP. STRENGTH OF SCHEDULE		TEAM RPI		ADJ RPI		CONF. RPI		ADJ CONF. RPI	
DIV. I ONLY		17- 12		.58621 119		8- 2		207		179		160		.48505 169		18		19	
DIV. I NON-CONF.		8- 8		.5 157		1- 0		241		156		205		.45678 218		20		20	
TOTALS		RPI 1-25		RPI 26-50		W-L RECORDS		RPI 51-100		RPI 101-150		RPI 150+							
17- 12		0- 1		0- 1		OVERALL		0- 4		2- 1		15- 5							
8- 4		0- 0		0- 0		HOME		0- 3		2- 0		6- 1							
5- 4		0- 0		0- 0		AWAY		0- 1		0- 1		5- 2							
4- 4		0- 1		0- 1		NEUTRAL		0- 0		0- 0		4- 2							
8- 8		0- 1		0- 1		NON-CONFERENCE		0- 2		1- 0		7- 4							
3- 3		0- 0		0- 0		HOME		0- 2		1- 0		2- 1							
1- 1		0- 0		0- 0		AWAY		0- 0		0- 0		1- 1							
4- 4		0- 1		0- 1		NEUTRAL		0- 0		0- 0		4- 2							
9- 4		0- 0		0- 0		CONFERENCE		0- 2		1- 1		8- 1							
5- 1		0- 0		0- 0		HOME		0- 1		1- 0		4- 0							
4- 3		0- 0		0- 0		AWAY		0- 1		0- 1		4- 1							
0- 0		0- 0		0- 0		NEUTRAL		0- 0		0- 0		0- 0							
RPI S	Opponent	Score		RPI S	Opponent	Score		RPI S	Opponent	Score		RPI S	Opponent	Score					
3 N	Penn St.	0 3		47 N	Oregon St.	0 3		62 H	IPFW	0 3		124 H	Northern Ill.	3 1					
								91 A	Cleveland St.	0 3		146 A	Valparaiso	1 3					
								91 H	Cleveland St.	1 3		146 H	Valparaiso	3 1					
								94 H	Eastern Mich.	1 3		168 A	Loyola Chicago	3 1					
												173 A	Green Bay	3 1					
												173 H	Green Bay	3 0					
												189 N	Belmont	1 3					
												196 A	Colgate	3 0					
												203 N	La.-Lafayette	3 2					
												205 A	Youngstown St.	2 3					
												205 H	Youngstown St.	3 0					
												206 N	Syracuse	2 3					
												219 H	Texas-Arlington	1 3					
												222 A	Milwaukee	3 1					
												222 H	Milwaukee	3 2					
												226 N	DePaul	3 0					
												237 A	Memphis	2 3					
												254 H	Eastern Ill.	3 0					
												293 N	Alabama A&M	3 1					
												302 A	Wright St.	3 0					
												302 H	Wright St.	3 1					
												310 N	Bryant	3 0					
												315 H	Chicago St.	3 0					
				LAST 10 GAMES															
				173 A	Green Bay	3 1		146 A	Valparaiso	1 3									
				222 A	Milwaukee	3 1		302 A	Wright St.	3 0									
				205 H	Youngstown St.	3 0		168 A	Loyola Chicago	3 1									
				91 H	Cleveland St.	1 3		222 H	Milwaukee	3 2									
				315 H	Chicago St.	3 0		173 H	Green Bay	3 0									

Non-Div. I Games:

Ill.-Chicago

Average RPI Win:		208	WON-LOST RECORD		WINNING PCT. RANK		LAST 10 GAMES		STRENGTH OF SCHEDULE		OPP. STRENGTH OF SCHEDULE		TEAM RPI		ADJ RPI		CONF. RPI		ADJ CONF. RPI	
DIV. I ONLY			10- 21	.32258	263	5- 5			57		132		174		.48215	170	15		15	
DIV. I NON-CONF.			3- 14	.17647	295	0- 2			11		92		159		.49109	162	12		13	
TOTALS		RPI 1-25		RPI 26-50		W-L RECORDS		RPI 51-100		RPI 101-150		RPI 150+								
10- 21		0- 3		0- 2		OVERALL		1- 4		0- 7		9- 5								
3- 9		0- 0		0- 1		HOME		0- 0		0- 5		3- 3								
5- 8		0- 2		0- 1		AWAY		0- 1		0- 2		5- 2								
2- 4		0- 1		0- 0		NEUTRAL		1- 3		0- 0		1- 0								
3- 14		0- 3		0- 1		NON-CONFERENCE		1- 4		0- 3		2- 3								
1- 4		0- 0		0- 0		HOME		0- 0		0- 3		1- 1								
0- 6		0- 2		0- 1		AWAY		0- 1		0- 0		0- 2								
2- 4		0- 1		0- 0		NEUTRAL		1- 3		0- 0		1- 0								
7- 7		0- 0		0- 1		CONFERENCE		0- 0		0- 4		7- 2								
2- 5		0- 0		0- 1		HOME		0- 0		0- 2		2- 2								
5- 2		0- 0		0- 0		AWAY		0- 0		0- 2		5- 0								
0- 0		0- 0		0- 0		NEUTRAL		0- 0		0- 0		0- 0								
RPI	S	Opponent		Score		RPI	S	Opponent		Score		RPI	S	Opponent		Score				
7	A	Louisville		0	3	30	H	Western Ky.		0	3	69	A	VCU		2	3			
16	A	North Carolina		0	3	50	A	Virginia Tech		1	3	70	N	LSU		0	3			
18	N	Miami (FL)		1	3							73	N	Western Mich.		0	3			
												75	N	UNLV		0	3			
												78	N	Towson		3	1			
												101	H	Furman		0	3			
												108	H	UTSA		1	3			
												118	H	Arkansas St.		1	3			
												121	A	North Texas		0	3			
												130	A	Troy		1	3			
												130	H	Troy		0	3			
												138	H	UC Davis		2	3			
												156	H	UALR		2	3			
												161	A	UAB		1	3			
												161	H	UAB		3	0			
												183	A	Austin Peay		2	3			
												183	H	Austin Peay		0	3			
												187	A	South Ala.		3	1			
												187	H	South Ala.		2	3			
												192	A	FIU		3	0			
												192	H	FIU		3	0			
												203	A	La.-Lafayette		3	1			
												246	N	Harvard		3	2			
												251	A	La.-Monroe		3	0			
												285	A	Fla. Atlantic		3	1			
												285	H	Fla. Atlantic		3	1			
LAST 10 GAMES																				
130 A Troy						1	3	156 H UALR						2	3					
187 A South Ala.						3	1	161 A UAB						1	3					
192 A FIU						3	0	192 H FIU						3	0					
285 A Fla. Atlantic						3	1	285 H Fla. Atlantic						3	1					
118 H Arkansas St.						1	3	183 A Austin Peay						2	3					

**Non-Div. I Games:**

Middle Tenn.

Average RPI Win: 242		WON-LOST	WINNING	LAST 10	STRENGTH OF		OPP. STRENGTH	TEAM	ADJ		CONF.	ADJ CONF.	
Average RPI Loss: 141		RECORD	PCT. RANK	GAMES	SCHEDULE		OF SCHEDULE	RPI	RPI		RPI	RPI	
DIV. I ONLY		17- 10	.62963	100	4- 6		263	209	166	.48212	171	13	14
DIV. I NON-CONF.		9- 4	.69231	81	0- 0		285	258	165	.48743	168	13	15
-----													
TOTALS		RPI 1-25		RPI 26-50		W-L RECORDS		RPI 51-100		RPI 101-150		RPI 150+	
17- 10		0- 0		0- 1		OVERALL		1- 2		0- 2		16- 5	
8- 2		0- 0		0- 1		HOME		1- 1		0- 0		7- 0	
4- 6		0- 0		0- 0		AWAY		0- 1		0- 1		4- 4	
5- 2		0- 0		0- 0		NEUTRAL		0- 0		0- 1		5- 1	
9- 4		0- 0		0- 0		NON-CONFERENCE		0- 1		0- 1		9- 2	
4- 0		0- 0		0- 0		HOME		0- 0		0- 0		4- 0	
1- 2		0- 0		0- 0		AWAY		0- 1		0- 0		1- 1	
4- 2		0- 0		0- 0		NEUTRAL		0- 0		0- 1		4- 1	
8- 6		0- 0		0- 1		CONFERENCE		1- 1		0- 1		7- 3	
4- 2		0- 0		0- 1		HOME		1- 1		0- 0		3- 0	
3- 4		0- 0		0- 0		AWAY		0- 0		0- 1		3- 3	
1- 0		0- 0		0- 0		NEUTRAL		0- 0		0- 0		1- 0	
RPI S	Opponent	Score	RPI S	Opponent	Score	RPI S	Opponent	Score	RPI S	Opponent	Score		
			27 H Dayton	0	3	68 H Xavier	3	2	111 A Duquesne	0	3		
						69 H VCU	0	3	143 N East Tenn. St.	0	3		
						95 A South Carolina	0	3	157 A Butler	1	3		
									162 A George Washington	2	3		
									163 N Akron	3	0		
									172 A Saint Louis	3	2		
									181 A Penn	3	1		
									195 N Villanova	2	3		
									213 A Rhode Island	2	3		
									213 H Rhode Island	3	0		
									231 H Charlotte	3	0		
									239 A Miami (OH)	1	3		
									257 N UNC Asheville	3	0		
									258 H Central Conn. St.	3	1		
									265 H Navy	3	0		
									276 H Cornell	3	0		
									277 A Fordham	3	2		
									277 H Fordham	3	0		
									278 H NJIT	3	0		
									286 N Indiana St.	3	1		
									296 A La Salle	3	0		
									296 N La Salle	3	0		
									315 N Chicago St.	3	0		
LAST 10 GAMES			157 A Butler			1	3	277 A Fordham	3	2			
			172 A Saint Louis			3	2	162 A George Washington	2	3			
			231 H Charlotte			3	0	111 A Duquesne	0	3			
			69 H VCU			0	3	296 A La Salle	3	0			
			213 A Rhode Island			2	3	27 H Dayton	0	3			

Non-Div. I Games:

Temple

Average RPI Win:	218	WON-LOST RECORD	WINNING PCT. RANK	LAST 10 GAMES	STRENGTH OF SCHEDULE	OPP. STRENGTH OF SCHEDULE	TEAM RPI	ADJ RPI	CONF. RPI	ADJ CONF. RPI				
Average RPI Loss:	94													
DIV. I ONLY		10- 18	.35714	242	5- 5	73	117	172	.48175	172	13	14		
DIV. I NON-CONF.		6- 9	.4	216	1- 0	78	95	141	.50135	145	13	15		
<hr/>														
TOTALS	RPI 1-25	RPI 26-50		W-L RECORDS		RPI 51-100		RPI 101-150		RPI 150+				
10- 18	0- 1	0- 5		OVERALL		0- 5		1- 2		9- 5				
6- 9	0- 0	0- 2		HOME		0- 2		1- 2		5- 3				
4- 6	0- 1	0- 2		AWAY		0- 2		0- 0		4- 1				
0- 3	0- 0	0- 1		NEUTRAL		0- 1		0- 0		0- 1				
6- 9	0- 1	0- 3		NON-CONFERENCE		0- 2		1- 1		5- 2				
4- 4	0- 0	0- 1		HOME		0- 1		1- 1		3- 1				
2- 2	0- 1	0- 1		AWAY		0- 0		0- 0		2- 0				
0- 3	0- 0	0- 1		NEUTRAL		0- 1		0- 0		0- 1				
4- 9	0- 0	0- 2		CONFERENCE		0- 3		0- 1		4- 3				
2- 5	0- 0	0- 1		HOME		0- 1		0- 1		2- 2				
2- 4	0- 0	0- 1		AWAY		0- 2		0- 0		2- 1				
0- 0	0- 0	0- 0		NEUTRAL		0- 0		0- 0		0- 0				
<hr/>														
RPI	S	Opponent	Score		RPI	S	Opponent	Score		RPI	S	Opponent	Score	
4	A	Nebraska	0	3	27	A	Dayton	0	3	68	A	Xavier	1	3
					27	H	Dayton	0	3	68	H	Xavier	0	3
					34	N	Notre Dame	0	3	69	A	VCU	1	3
					40	H	Santa Clara	0	3	73	N	Western Mich.	0	3
					48	A	Northwestern	0	3	76	H	Southern Ill.	1	3

Average RPI Win:	223	WON-LOST RECORD	WINNING PCT. RANK	LAST 10 GAMES	STRENGTH OF SCHEDULE	OPP. STRENGTH OF SCHEDULE	TEAM RPI	ADJ RPI	CONF. RPI	ADJ CONF. RPI		
DIV. I ONLY		14- 12	.53846	152	5- 5	181	202	171	.48104	173	18	19
DIV. I NON-CONF.		9- 5	.64286	98	1- 0	237	187	139	.50379	141	20	20
<hr/>												
TOTALS	RPI 1-25	RPI 26-50		W-L RECORDS		RPI 51-100		RPI 101-150		RPI 150+		
14- 12	0- 0	0- 0		OVERALL		0- 3		0- 5		14- 4		
6- 5	0- 0	0- 0		HOME		0- 2		0- 2		6- 1		
3- 7	0- 0	0- 0		AWAY		0- 1		0- 3		3- 3		
5- 0	0- 0	0- 0		NEUTRAL		0- 0		0- 0		5- 0		
<hr/>												
9- 5	0- 0	0- 0		NON-CONFERENCE		0- 1		0- 4		9- 0		
2- 2	0- 0	0- 0		HOME		0- 1		0- 1		2- 0		
2- 3	0- 0	0- 0		AWAY		0- 0		0- 3		2- 0		
5- 0	0- 0	0- 0		NEUTRAL		0- 0		0- 0		5- 0		
<hr/>												
5- 7	0- 0	0- 0		CONFERENCE		0- 2		0- 1		5- 4		
4- 3	0- 0	0- 0		HOME		0- 1		0- 1		4- 1		
1- 4	0- 0	0- 0		AWAY		0- 1		0- 0		1- 3		
0- 0	0- 0	0- 0		NEUTRAL		0- 0		0- 0		0- 0		
<hr/>												
RPI S	Opponent	Score	RPI S	Opponent	Score	RPI S	Opponent	Score	RPI S	Opponent	Score	
						51 H	Auburn	0 3	124 A	Northern Ill.	1 3	
						91 A	Cleveland St.	0 3	126 H	Central Mich.	0 3	
						91 H	Cleveland St.	1 3	136 A	North Dakota	0 3	
									140 A	South Dakota St.	2 3	
									146 H	Valparaiso	0 3	
									154 N	Stephen F. Austin	3 2	
									159 N	High Point	3 0	
									164 N	South Dakota	3 0	
									168 A	Loyola Chicago	2 3	
									168 H	Loyola Chicago	3 0	
									169 A	Ill.-Chicago	0 3	
									169 H	Ill.-Chicago	1 3	
									205 A	Youngstown St.	3 2	
									205 H	Youngstown St.	3 2	
									220 A	Davidson	3 2	
									222 A	Milwaukee	2 3	
									222 H	Milwaukee	3 1	
									226 A	DePaul	3 2	
									228 N	Bradley	3 2	
									249 H	Drake	3 0	
									302 H	Wright St.	3 0	
									309 N	N.C. Central	3 0	
									315 H	Chicago St.	3 0	
			LAST 10 GAMES									
			169 H	Ill.-Chicago	1 3	302 H	Wright St.	3 0				
			168 H	Loyola Chicago	3 0	146 H	Valparaiso	0 3				
			222 H	Milwaukee	3 1	315 H	Chicago St.	3 0				
			91 A	Cleveland St.	0 3	168 A	Loyola Chicago	2 3				
			205 A	Youngstown St.	3 2	169 A	Ill.-Chicago	0 3				

Non-Div. I Games:

Green Bay

Average RPI Win: 240		WON-LOST	WINNING	LAST 10	STRENGTH OF		OPP. STRENGTH	TEAM	ADJ	CONF.	ADJ CONF.
Average RPI Loss: 146		RECORD	PCT. RANK	GAMES	SCHEDULE		OF SCHEDULE	RPI	RPI	RPI	RPI
DIV. I ONLY		18- 11	.62069	103	8- 2		251	242	169	.47912	174
DIV. I NON-CONF.		9- 4	.69231	81	1- 0		283	256	164	.48649	169
TOTALS		RPI 1-25	RPI 26-50		W-L RECORDS		RPI 51-100		RPI 101-150		RPI 150+
18- 11	0- 0	0- 1		OVERALL		2- 2		0- 3		16- 5	
8- 3	0- 0	0- 0		HOME		1- 0		0- 1		7- 2	
8- 5	0- 0	0- 0		AWAY		1- 2		0- 2		7- 1	
2- 3	0- 0	0- 1		NEUTRAL		0- 0		0- 0		2- 2	
9- 4	0- 0	0- 1		NON-CONFERENCE		1- 1		0- 0		8- 2	
4- 0	0- 0	0- 0		HOME		0- 0		0- 0		4- 0	
3- 1	0- 0	0- 0		AWAY		1- 1		0- 0		2- 0	
2- 3	0- 0	0- 1		NEUTRAL		0- 0		0- 0		2- 2	
9- 7	0- 0	0- 0		CONFERENCE		1- 1		0- 3		8- 3	
4- 3	0- 0	0- 0		HOME		1- 0		0- 1		3- 2	
5- 4	0- 0	0- 0		AWAY		0- 1		0- 2		5- 1	
0- 0	0- 0	0- 0		NEUTRAL		0- 0		0- 0		0- 0	
RPI S	Opponent	Score	RPI S	Opponent	Score	RPI S	Opponent	Score	RPI S	Opponent	Score
			28 N	Michigan	1 3	52 A	Missouri	0 3	123 A	FGCU	0 3
						71 A	Col. of Charleston	3 2	123 H	FGCU	1 3
						96 A	Lipscomb	2 3	143 A	East Tenn. St.	1 3
						96 H	Lipscomb	3 1	158 A	Northern Ky.	1 3
									158 H	Northern Ky.	3 1
									188 N	Nicholls St.	2 3
									204 H	Presbyterian	3 0
									212 A	Kennesaw St.	3 0
									212 H	Kennesaw St.	0 3
									220 H	Davidson	3 2
									225 H	Florida A&M	3 0
									237 N	Memphis	0 3
									244 A	Jacksonville	3 1
									244 H	Jacksonville	3 0
									248 A	Mercer	3 0
									248 H	Mercer	2 3
									256 A	Winthrop	3 0
									259 A	USC Upstate	3 2
									271 N	Western Caro.	3 1
									316 A	Stetson	3 1
									316 H	Stetson	3 0
									322 A	Bethune-Cookman	3 0
									322 H	Bethune-Cookman	3 0
									329 N	N.C. A&T	3 1
LAST 10 GAMES											
			244 H	Jacksonville	3 0	158 H	Northern Ky.	3 1			
			316 A	Stetson	3 1	96 H	Lipscomb	3 1			
			248 A	Mercer	3 0	322 H	Bethune-Cookman	3 0			
			212 A	Kennesaw St.	3 0	143 A	East Tenn. St.	1 3			
			123 H	FGCU	1 3	259 A	USC Upstate	3 2			

Non-Div. I Games:

North Florida

Average RPI Win:		205	WON-LOST RECORD		WINNING PCT. RANK		LAST 10 GAMES		STRENGTH OF SCHEDULE		OPP. STRENGTH OF SCHEDULE		TEAM RPI		ADJ RPI		CONF. RPI		ADJ CONF. RPI		
DIV. I ONLY			8- 16		.33333 256		3- 7		78		123		183		.47901 175		7		7		
DIV. I NON-CONF.			6- 8		.42857 200		1- 0		93		160		150		.49896 150		8		8		
TOTALS		RPI 1-25		RPI 26-50		W-L RECORDS		RPI 51-100		RPI 101-150		RPI 150+									
8- 16		0- 2		0- 2		OVERALL		1- 5		2- 3		5- 4									
5- 6		0- 0		0- 1		HOME		1- 3		1- 1		3- 1									
0- 6		0- 0		0- 1		AWAY		0- 2		0- 2		0- 1									
3- 4		0- 2		0- 0		NEUTRAL		0- 0		1- 0		2- 2									
6- 8		0- 2		0- 0		NON-CONFERENCE		0- 2		2- 2		4- 2									
3- 2		0- 0		0- 0		HOME		0- 1		1- 1		2- 0									
0- 2		0- 0		0- 0		AWAY		0- 1		0- 1		0- 0									
3- 4		0- 2		0- 0		NEUTRAL		0- 0		1- 0		2- 2									
2- 8		0- 0		0- 2		CONFERENCE		1- 3		0- 1		1- 2									
2- 4		0- 0		0- 1		HOME		1- 2		0- 0		1- 1									
0- 4		0- 0		0- 1		AWAY		0- 1		0- 1		0- 1									
0- 0		0- 0		0- 0		NEUTRAL		0- 0		0- 0		0- 0									
RPI	S	Opponent		Score		RPI	S	Opponent		Score		RPI	S	Opponent		Score					
15	N	BYU		0	3	38	A	Colorado St.		0	3	65	H	Fresno St.		3	1				
25	N	Oklahoma		0	3	45	H	San Diego St.		2	3	75	H	UNLV		1	3				
												84	H	Colorado		2	3				
												88	A	Northern Colo.		1	3				
												93	A	New Mexico		0	3				
												93	H	New Mexico		2	3				
												107	A	Wyoming		0	3				
												110	A	Rice		0	3				
												118	N	Arkansas St.		3	1				
												120	H	Washington St.		1	3				
												147	H	Denver		3	2				
												153	A	Boise St.		0	3				
												153	H	Boise St.		0	3				
												160	N	Army		1	3				
												167	N	North Dakota St.		1	3				
												215	H	CSU Bakersfield		3	0				
												227	H	Nevada		3	1				
												265	N	Navy		3	2				
												294	H	Norfolk St.		3	0				
												306	N	Citadel		3	0				
						LAST 10 GAMES															
						93 H New Mexico						2	3	227 H Nevada						3	1
						153 H Boise St.						0	3	93 A New Mexico						0	3
						38 A Colorado St.						0	3	153 A Boise St.						0	3
						107 A Wyoming						0	3	147 H Denver						3	2
						45 H San Diego St.						2	3	65 H Fresno St.						3	1

**Non-Div. I Games:**

Air Force

Average RPI Win: 245		WON-LOST RECORD		WINNING PCT. RANK		LAST 10 GAMES		STRENGTH OF SCHEDULE		OPP. STRENGTH OF SCHEDULE		TEAM RPI		ADJ RPI		CONF. RPI		ADJ CONF. RPI			
DIV. I ONLY		12- 9		.57143 128		5- 5		233		197		176		.4786 176		23		23			
DIV. I NON-CONF.		5- 4		.55556 146		0- 0		89		126		110		.53256 115		21		22			
TOTALS		RPI 1-25		RPI 26-50		W-L RECORDS		RPI 51-100		RPI 101-150		RPI 150+									
12- 9		0- 1		0- 0		OVERALL		0- 3		0- 1		12- 4									
6- 2		0- 0		0- 0		HOME		0- 1		0- 0		6- 1									
5- 4		0- 0		0- 0		AWAY		0- 1		0- 0		5- 3									
1- 3		0- 1		0- 0		NEUTRAL		0- 1		0- 1		1- 0									
5- 4		0- 1		0- 0		NON-CONFERENCE		0- 1		0- 1		5- 1									
3- 0		0- 0		0- 0		HOME		0- 0		0- 0		3- 0									
1- 1		0- 0		0- 0		AWAY		0- 0		0- 0		1- 1									
1- 3		0- 1		0- 0		NEUTRAL		0- 1		0- 1		1- 0									
7- 5		0- 0		0- 0		CONFERENCE		0- 2		0- 0		7- 3									
3- 2		0- 0		0- 0		HOME		0- 1		0- 0		3- 1									
4- 3		0- 0		0- 0		AWAY		0- 1		0- 0		4- 2									
0- 0		0- 0		0- 0		NEUTRAL		0- 0		0- 0		0- 0									
RPI	S	Opponent		Score		RPI	S	Opponent		Score		RPI	S	Opponent		Score					
24	N	Texas A&M		0 3								64	A	Yale		1 3					
												64	H	Yale		0 3					
												68	N	Xavier		0 3					
												134	N	Liberty		1 3					
												155	A	Delaware		3 1					
												179	A	Princeton		1 3					
												181	A	Penn		0 3					
												186	H	Hofstra		3 2					
												196	H	Colgate		3 1					
												198	A	UCF		0 3					
												213	H	Rhode Island		3 0					
												244	N	Jacksonville		3 0					
												246	A	Harvard		3 1					
												246	H	Harvard		0 3					
												267	A	Brown		3 0					
												267	H	Brown		3 2					
												276	A	Cornell		3 2					
												276	H	Cornell		3 0					
												307	A	Dartmouth		3 0					
												307	H	Dartmouth		3 1					
LAST 10 GAMES																					
307 A Dartmouth						3 0		246 H Harvard						0 3							
246 A Harvard						3 1		307 H Dartmouth						3 1							
267 A Brown						3 0		181 A Penn						0 3							
64 A Yale						1 3		179 A Princeton						1 3							
276 A Cornell						3 2		64 H Yale						0 3							

Non-Div. I Games:

Columbia



Average RPI Win:	249	WON-LOST RECORD	WINNING PCT. RANK	LAST 10 GAMES	STRENGTH OF SCHEDULE	OPP. STRENGTH OF SCHEDULE	TEAM RPI	ADJ RPI	CONF. RPI	ADJ CONF. RPI	
DIV. I ONLY	181	18- 10	.64286 95	8- 2	258	266	165	.47703 177	26	28	
DIV. I NON-CONF.		6- 6	.5 157	0- 0	232	196	209	.46109 213	29	29	
<hr/>											
TOTALS	RPI 1-25	RPI 26-50	W-L RECORDS		RPI 51-100	RPI 101-150	RPI 150+				
18- 10	0- 0	0- 0	OVERALL		0- 1	0- 2	18- 7				
9- 2	0- 0	0- 0	HOME		0- 0	0- 0	9- 2				
4- 7	0- 0	0- 0	AWAY		0- 0	0- 2	4- 5				
5- 1	0- 0	0- 0	NEUTRAL		0- 1	0- 0	5- 0				
<hr/>											
6- 6	0- 0	0- 0	NON-CONFERENCE		0- 1	0- 2	6- 3				
1- 1	0- 0	0- 0	HOME		0- 0	0- 0	1- 1				
0- 4	0- 0	0- 0	AWAY		0- 0	0- 2	0- 2				
5- 1	0- 0	0- 0	NEUTRAL		0- 1	0- 0	5- 0				
<hr/>											
12- 4	0- 0	0- 0	CONFERENCE		0- 0	0- 0	12- 4				
8- 1	0- 0	0- 0	HOME		0- 0	0- 0	8- 1				
4- 3	0- 0	0- 0	AWAY		0- 0	0- 0	4- 3				
0- 0	0- 0	0- 0	NEUTRAL		0- 0	0- 0	0- 0				
<hr/>											
RPI S	Opponent	Score	RPI S	Opponent	Score	RPI S	Opponent	Score	RPI S	Opponent	Score
						98 N	Texas Tech	1 3	112 A	St. John's (NY)	0 3
									128 A	Boston College	1 3
									152 H	Albany (NY)	3 1
									179 N	Princeton	3 2
									179 N	Princeton	3 2
									180 A	Fairfield	1 3
									180 H	Fairfield	3 1
									186 A	Hofstra	2 3
									190 A	Canisius	3 0
									190 H	Canisius	1 3
									196 A	Colgate	0 3
									207 A	Niagara	2 3
									207 H	Niagara	3 1
									245 H	Loyola Maryland	3 1
									255 H	Binghamton	1 3
									255 N	Binghamton	3 2
									260 A	Manhattan	2 3
									260 H	Manhattan	3 0
									266 A	Iona	3 2
									266 H	Iona	3 0
									277 N	Fordham	3 0
									282 A	Marist	3 1
									282 H	Marist	3 2
									290 H	Rider	3 1
									323 N	St. Francis (NY)	3 0
									325 A	Saint Peter's	3 0
									325 H	Saint Peter's	3 0

**Non-Div. I Games:**

Siena

Average RPI Win:		265	WON-LOST RECORD		WINNING PCT. RANK		LAST 10 GAMES		STRENGTH OF SCHEDULE		OPP. STRENGTH OF SCHEDULE		TEAM RPI		ADJ RPI		CONF. RPI		ADJ CONF. RPI				
Average RPI Loss:		126																					
DIV. I ONLY			18- 9		.66667 80		8- 2		292		230		181		.47629 178		27		27				
DIV. I NON-CONF.			9- 6		.6 123		1- 1		295		144		201		.46995 197		26		25				
TOTALS		RPI 1-25		RPI 26-50		W-L RECORDS		RPI 51-100		RPI 101-150		RPI 150+											
18- 9		0- 1		0- 1		OVERALL		0- 2		0- 1		18- 4											
5- 4		0- 0		0- 0		HOME		0- 1		0- 0		5- 3											
9- 3		0- 0		0- 1		AWAY		0- 1		0- 0		9- 1											
4- 2		0- 1		0- 0		NEUTRAL		0- 0		0- 1		4- 0											
9- 6		0- 1		0- 1		NON-CONFERENCE		0- 2		0- 1		9- 1											
2- 2		0- 0		0- 0		HOME		0- 1		0- 0		2- 1											
3- 2		0- 0		0- 1		AWAY		0- 1		0- 0		3- 0											
4- 2		0- 1		0- 0		NEUTRAL		0- 0		0- 1		4- 0											
9- 3		0- 0		0- 0		CONFERENCE		0- 0		0- 0		9- 3											
3- 2		0- 0		0- 0		HOME		0- 0		0- 0		3- 2											
6- 1		0- 0		0- 0		AWAY		0- 0		0- 0		6- 1											
0- 0		0- 0		0- 0		NEUTRAL		0- 0		0- 0		0- 0											
RPI	S	Opponent		Score		RPI	S	Opponent		Score		RPI	S	Opponent		Score							
24	N	Texas A&M		0 3		43	A	Arizona		0 3		64	A	Yale		0 3							
												82	H	Maryland		0 3							
												139	N	UC Irvine		1 3							
												153	N	Boise St.		3 1							
												160	A	Army		3 0							
												160	H	Army		2 3							
												196	A	Colgate		0 3							
												202	A	UNC Greensboro		3 2							
												208	A	Lehigh		3 0							
												208	H	Lehigh		2 3							
												217	H	Georgetown		0 3							
												236	N	Stony Brook		3 0							
												257	N	UNC Asheville		3 0							
												265	A	Navy		3 1							
												265	H	Navy		3 2							
												273	H	George Mason		3 0							
												281	H	Coppin St.		3 0							
												291	A	Bucknell		3 1							
												299	A	Lafayette		3 0							
												299	H	Lafayette		3 0							
												300	A	Morgan St.		3 1							
												317	A	Holy Cross		3 2							
												317	H	Holy Cross		3 0							
												321	A	Howard		3 0							
												329	N	N.C. A&T		3 0							
LAST 10 GAMES																							
299 A Lafayette						3 0						317 A Holy Cross						3 2					
208 A Lehigh						3 0						321 A Howard						3 0					
265 A Navy						3 1						196 A Colgate						0 3					
82 H Maryland						0 3						291 A Bucknell						3 1					
160 A Army						3 0						265 H Navy											

**Non-Div. I Games:**

American

Average RPI Win:	246	WON-LOST	WINNING	LAST 10	STRENGTH OF	OPP. STRENGTH	TEAM	ADJ	CONF.	ADJ CONF.	
Average RPI Loss:	141	RECORD	PCT. RANK	GAMES	SCHEDULE	OF SCHEDULE	RPI	RPI	RPI	RPI	
DIV. I ONLY	12- 10	.54545	147	7- 3	189	231	175	.47487	179	23	23
DIV. I NON-CONF.	3- 7	.3	256	0- 0	100	225	218	.44763	228	21	22
<hr/>											
TOTALS	RPI 1-25	RPI 26-50		W-L RECORDS		RPI 51-100		RPI 101-150		RPI 150+	
12- 10	0- 1	0- 0		OVERALL		0- 2		0- 1		12- 6	
5- 3	0- 0	0- 0		HOME		0- 1		0- 0		5- 2	
6- 3	0- 0	0- 0		AWAY		0- 1		0- 1		6- 1	
1- 4	0- 1	0- 0		NEUTRAL		0- 0		0- 0		1- 3	
<hr/>											
3- 7	0- 1	0- 0		NON-CONFERENCE		0- 0		0- 1		3- 5	
0- 1	0- 0	0- 0		HOME		0- 0		0- 0		0- 1	
2- 2	0- 0	0- 0		AWAY		0- 0		0- 1		2- 1	
1- 4	0- 1	0- 0		NEUTRAL		0- 0		0- 0		1- 3	
<hr/>											
9- 3	0- 0	0- 0		CONFERENCE		0- 2		0- 0		9- 1	
5- 2	0- 0	0- 0		HOME		0- 1		0- 0		5- 1	
4- 1	0- 0	0- 0		AWAY		0- 1		0- 0		4- 0	
0- 0	0- 0	0- 0		NEUTRAL		0- 0		0- 0		0- 0	
<hr/>											
RPI S	Opponent	Score		RPI S	Opponent	Score		RPI S	Opponent	Score	
15 N	BYU	0	3			64 A	Yale 1 3	105 A	Seton Hall	0	3
						64 H	Yale 0 3	162 A	George Washington	3	0
								176 H	Columbia	3	1
								177 N	Siena	2	3
								177 N	Siena	2	3
								181 A	Penn	3	2
								181 H	Penn	2	3
								186 A	Hofstra	1	3
								196 A	Colgate	3	0
								208 H	Lehigh	2	3
								230 N	New Hampshire	2	3
								246 A	Harvard	3	2
								246 H	Harvard	3	0
								267 A	Brown	3	0
								267 H	Brown	3	0
								276 H	Cornell	3	1
								307 A	Dartmouth	3	0
								307 H	Dartmouth	3	0
								323 N	St. Francis (NY)	3	1
<hr/>											
				LAST 10 GAMES							
				64 H	Yale 0 3	267 A	Brown 3 0				
				267 H	Brown 3 0	64 A	Yale 1 3				
				246 H	Harvard 3 0	276 H	Cornell 3 1				
				307 H	Dartmouth 3 0	176 H	Columbia 3 1				
				181 H	Penn 2 3	307 A	Dartmouth 3 0				

Non-Div. I Games:

Princeton

Average RPI Win:		271	WON-LOST RECORD		WINNING PCT. RANK		LAST 10 GAMES		STRENGTH OF SCHEDULE		OPP. STRENGTH OF SCHEDULE		TEAM RPI		ADJ RPI		CONF. RPI		ADJ CONF. RPI					
DIV. I ONLY			18- 8	.69231	56	9- 1			294		268		180		.47358	180	26	28						
DIV. I NON-CONF.			5- 5	.5	157	0- 0			309		179		254		.42377	249	29	29						
TOTALS		RPI 1-25		RPI 26-50		W-L RECORDS		RPI 51-100		RPI 101-150		RPI 150+												
18- 8		0- 0		0- 1		OVERALL		0- 1		0- 1		18- 5												
8- 0		0- 0		0- 0		HOME		0- 0		0- 0		8- 0												
7- 5		0- 0		0- 0		AWAY		0- 1		0- 1		7- 3												
3- 3		0- 0		0- 1		NEUTRAL		0- 0		0- 0		3- 2												
5- 5		0- 0		0- 1		NON-CONFERENCE		0- 1		0- 1		5- 2												
1- 0		0- 0		0- 0		HOME		0- 0		0- 0		1- 0												
1- 2		0- 0		0- 0		AWAY		0- 1		0- 1		1- 0												
3- 3		0- 0		0- 1		NEUTRAL		0- 0		0- 0		3- 2												
13- 3		0- 0		0- 0		CONFERENCE		0- 0		0- 0		13- 3												
7- 0		0- 0		0- 0		HOME		0- 0		0- 0		7- 0												
6- 3		0- 0		0- 0		AWAY		0- 0		0- 0		6- 3												
0- 0		0- 0		0- 0		NEUTRAL		0- 0		0- 0		0- 0												
RPI	S	Opponent		Score		RPI	S	Opponent		Score		RPI	S	Opponent		Score								
				41	N	Michigan St.		0	3			66	A	Duke		0	3	117	A	Connecticut	0	3		
																		177	A	Siena	1	3		
																		177	H	Siena	3	1		
																		190	A	Canisius	2	3		
																		198	N	UCF	3	2		
																		201	N	William & Mary	1	3		
																		207	A	Niagara	3	0		
																		222	N	Milwaukee	1	3		
																		245	A	Loyola Maryland	3	0		
																		245	H	Loyola Maryland	3	0		
																		260	A	Manhattan	3	2		
																		260	H	Manhattan	3	1		
																		266	A	Iona	0	3		
																		266	H	Iona	3	2		
																		282	A	Marist	3	0		
																		282	H	Marist	3	0		
																		283	A	Sacred Heart	3	0		
																		290	A	Rider	3	0		
																		290	H	Rider	3	0		
																		307	N	Dartmouth	3	1		
																		307	N	Dartmouth	3	0		
				LAST 10 GAMES												320	H	Quinnipiac	3	0				
				245	H	Loyola Maryland		3	0	207	A	Niagara		3	0	325	A	Saint Peter's		3	0			
				290	H	Rider		3	0	190	A	Canisius		2	3	325	H	Saint Peter's		3	0			
				266	H	Iona		3	2	282	H	Marist		3	0									
				260	A	Manhattan		3	2	177	H	Siena		3	1									
				325	A	Saint Peter's		3	0	245	A	Loyola Maryland		3	0									

**Non-Div. I Games:**

Fairfield

Average RPI Win:	247	WON-LOST	WINNING	LAST 10	STRENGTH OF	OPP. STRENGTH	TEAM	ADJ	CONF.	ADJ CONF.	
Average RPI Loss:	131	RECORD	PCT. RANK	GAMES	SCHEDULE	OF SCHEDULE	RPI	RPI	RPI	RPI	
DIV. I ONLY	13- 10	.56522	134	7- 3	248	213	185	.47314	181	23	23
DIV. I NON-CONF.	5- 6	.45455	186	0- 0	163	180	185	.47415	190	21	22
<hr/>											
TOTALS	RPI 1-25	RPI 26-50		W-L RECORDS		RPI 51-100		RPI 101-150		RPI 150+	
13- 10	0- 0	0- 1		OVERALL		0- 4		0- 1		13- 4	
8- 6	0- 0	0- 0		HOME		0- 2		0- 1		8- 3	
4- 3	0- 0	0- 1		AWAY		0- 1		0- 0		4- 1	
1- 1	0- 0	0- 0		NEUTRAL		0- 1		0- 0		1- 0	
<hr/>											
5- 6	0- 0	0- 1		NON-CONFERENCE		0- 2		0- 1		5- 2	
3- 4	0- 0	0- 0		HOME		0- 1		0- 1		3- 2	
1- 1	0- 0	0- 1		AWAY		0- 0		0- 0		1- 0	
1- 1	0- 0	0- 0		NEUTRAL		0- 1		0- 0		1- 0	
<hr/>											
8- 4	0- 0	0- 0		CONFERENCE		0- 2		0- 0		8- 2	
5- 2	0- 0	0- 0		HOME		0- 1		0- 0		5- 1	
3- 2	0- 0	0- 0		AWAY		0- 1		0- 0		3- 1	
0- 0	0- 0	0- 0		NEUTRAL		0- 0		0- 0		0- 0	
<hr/>											
RPI	S	Opponent	Score	RPI	S	Opponent	Score	RPI	S	Opponent	Score
				35	A	California	0 3	64	A	Yale	0 3
								64	H	Yale	1 3
								78	H	Towson	2 3
								90	N	Northern Ariz.	1 3
								113	H	Rutgers	1 3
								155	A	Delaware	3 2
								171	H	Temple	1 3
								176	H	Columbia	3 0
								179	A	Princeton	3 2
								179	H	Princeton	2 3
								195	H	Villanova	3 0
								246	A	Harvard	2 3
								246	H	Harvard	3 0
								264	N	UC Riverside	3 0
								267	A	Brown	3 1
								267	H	Brown	3 1
								270	H	Radford	1 3
								273	H	George Mason	3 1
								276	H	Cornell	3 0
								296	H	La Salle	3 1
								307	A	Dartmouth	3 0
								307	H	Dartmouth	3 0
<hr/>											
LAST 10 GAMES											
				267	H	Brown	3 1	64	A	Yale	0 3
				64	H	Yale	1 3	267	A	Brown	3 1
				307	H	Dartmouth	3 0	176	H	Columbia	3 0
				246	H	Harvard	3 0	276	H	Cornell	3 0
				179	A	Princeton	3 2	246	A	Harvard	2 3

Non-Div. I Games:

Penn

Average RPI Win: 221		WON-LOST	WINNING	LAST 10	STRENGTH OF	OPP. STRENGTH	TEAM	ADJ	CONF.	ADJ CONF.		
Average RPI Loss: 65		RECORD	PCT. RANK	GAMES	SCHEDULE	OF SCHEDULE	RPI	RPI	RPI	RPI		
DIV. I ONLY		4- 20	.16667	304	0- 10	52	44	206	.47028	182	4	5
DIV. I NON-CONF.		4- 5	.44444	193	0- 0	119	143	158	.49709	153	4	4
<hr/>												
TOTALS		RPI 1-25	RPI 26-50		W-L RECORDS		RPI 51-100		RPI 101-150		RPI 150+	
4- 20	0- 6	0- 2		OVERALL		1- 7		0- 4		3- 1		
2- 9	0- 2	0- 1		HOME		0- 4		0- 1		2- 1		
1- 8	0- 4	0- 0		AWAY		0- 3		0- 1		1- 0		
1- 3	0- 0	0- 1		NEUTRAL		1- 0		0- 2		0- 0		
<hr/>												
4- 5	0- 1	0- 1		NON-CONFERENCE		1- 0		0- 2		3- 1		
2- 1	0- 0	0- 0		HOME		0- 0		0- 0		2- 1		
1- 1	0- 1	0- 0		AWAY		0- 0		0- 0		1- 0		
1- 3	0- 0	0- 1		NEUTRAL		1- 0		0- 2		0- 0		
<hr/>												
0- 15	0- 5	0- 1		CONFERENCE		0- 7		0- 2		0- 0		
0- 8	0- 2	0- 1		HOME		0- 4		0- 1		0- 0		
0- 7	0- 3	0- 0		AWAY		0- 3		0- 1		0- 0		
0- 0	0- 0	0- 0		NEUTRAL		0- 0		0- 0		0- 0		
<hr/>												
RPI S	Opponent	Score		RPI S	Opponent	Score		RPI S	Opponent	Score		
12 A	Southern California	0	3	26 H	Arkansas	0	3	51 A	Auburn	0	3	
13 A	Florida	0	3	46 N	UNI	0	3	51 H	Auburn	0	3	
13 H	Florida	0	3					52 A	Missouri	0	3	
17 A	Kentucky	0	3					53 H	Georgia	1	3	
20 H	Tennessee	0	3					70 A	LSU	0	3	
24 A	Texas A&M	0	3					70 H	LSU	2	3	
								89 N	Sam Houston St.	3	0	
								95 H	South Carolina	0	3	

Non-Div. I Games:

Mississippi St.

Average RPI Win:	236	WON-LOST RECORD	WINNING PCT. RANK	LAST 10 GAMES	STRENGTH OF SCHEDULE	OPP. STRENGTH OF SCHEDULE	TEAM RPI	ADJ RPI	CONF. RPI	ADJ CONF. RPI		
DIV. I ONLY		16- 14	.53333	160	8- 2	213	187	182	.4702	183	24	24
DIV. I NON-CONF.		7- 9	.4375	199	1- 0	110	88	142	.50551	140	23	23
<hr/>												
TOTALS	RPI 1-25	RPI 26-50		W-L RECORDS		RPI 51-100		RPI 101-150		RPI 150+		
16- 14	0- 0	0- 2		OVERALL		0- 4		1- 2		15- 6		
6- 1	0- 0	0- 0		HOME		0- 0		0- 0		6- 1		
6- 8	0- 0	0- 1		AWAY		0- 2		0- 1		6- 4		
4- 5	0- 0	0- 1		NEUTRAL		0- 2		1- 1		3- 1		
7- 9	0- 0	0- 2		NON-CONFERENCE		0- 4		1- 2		6- 1		
1- 0	0- 0	0- 0		HOME		0- 0		0- 0		1- 0		
2- 4	0- 0	0- 1		AWAY		0- 2		0- 1		2- 0		
4- 5	0- 0	0- 1		NEUTRAL		0- 2		1- 1		3- 1		
9- 5	0- 0	0- 0		CONFERENCE		0- 0		0- 0		9- 5		
5- 1	0- 0	0- 0		HOME		0- 0		0- 0		5- 1		
4- 4	0- 0	0- 0		AWAY		0- 0		0- 0		4- 4		
0- 0	0- 0	0- 0		NEUTRAL		0- 0		0- 0		0- 0		
RPI S	Opponent	Score	RPI S	Opponent	Score	RPI S	Opponent	Score	RPI S	Opponent	Score	
27 N	Dayton	0 3	76 N	Southern Ill.	0 3	115 A	Alabama	1 3				
30 A	Western Ky.	0 3	86 A	Missouri St.	0 3	122 N	Oral Roberts	0 3				
			94 N	Eastern Mich.	0 3	143 N	East Tenn. St.	3 0				
			96 A	Lipscomb	0 3	156 N	UALR	2 3				
						156 N	UALR	3 2				
						170 A	Middle Tenn.	3 0				
						170 H	Middle Tenn.	3 2				
						185 A	Southeast Mo. St.	1 3				
						185 H	Southeast Mo. St.	3 2				
						189 A	Belmont	1 3				
						209 H	Jacksonville St.	1 3				
						218 A	Tennessee St.	3 1				
						237 A	Memphis	3 2				
						237 N	Lamar	3 0				
						254 A	Eastern Ill.	2 3				
						254 H	Eastern Ill.	3 0				
						262 A	Eastern Ky.	0 3				
						268 A	UT Martin	3 0				
						268 H	UT Martin	3 0				
						275 A	SIU Edwardsville	3 2				
						275 H	SIU Edwardsville	3 0				
						297 A	Murray St.	3 1				
						303 H	Tennessee Tech	3 1				
						312 N	Alabama St.	3 0				
LAST 10 GAMES			LAST 10 GAMES			LAST 10 GAMES						
185 H	Southeast Mo. St.	3 2	275 A	SIU Edwardsville	3 2	303 H	Tennessee Tech	3 1				
268 H	UT Martin	3 0	275 H	SIU Edwardsville	3 0	312 N	Alabama St.	3 0				
218 A	Tennessee St.	3 1	254 H	Eastern Ill.	3 0							
189 A	Belmont	1 3	170 H	Middle Tenn.	3 2							
254 A	Eastern Ill.	2 3	268 A	UT Martin	3 0							

Non-Div. I Games:

Austin Peay

Average RPI Win:		257	WON-LOST		WINNING		LAST 10		STRENGTH OF		OPP. STRENGTH		TEAM		ADJ		CONF.		ADJ CONF.	
Average RPI Loss:		90	RECORD		PCT. RANK		GAMES		SCHEDULE		OF SCHEDULE		RPI		RPI		RPI		RPI	
DIV. I ONLY			8- 18		.30769		268		0- 10		77		97		188		.46839		184	
DIV. I NON-CONF.			8- 6		.57143		137		0- 1		227		303		192		.4624		211	
TOTALS		RPI 1-25		RPI 26-50		W-L RECORDS		RPI 51-100		RPI 101-150		RPI 150+								
8- 18		0- 7		0- 2		OVERALL		1- 4		0- 1		7- 4								
7- 9		0- 4		0- 0		HOME		1- 2		0- 1		6- 2								
0- 8		0- 3		0- 2		AWAY		0- 1		0- 0		0- 2								
1- 1		0- 0		0- 0		NEUTRAL		0- 1		0- 0		1- 0								
8- 6		0- 0		0- 0		NON-CONFERENCE		1- 1		0- 1		7- 4								
7- 3		0- 0		0- 0		HOME		1- 0		0- 1		6- 2								
0- 2		0- 0		0- 0		AWAY		0- 0		0- 0		0- 2								
1- 1		0- 0		0- 0		NEUTRAL		0- 1		0- 0		1- 0								
0- 12		0- 7		0- 2		CONFERENCE		0- 3		0- 0		0- 0								
0- 6		0- 4		0- 0		HOME		0- 2		0- 0		0- 0								
0- 6		0- 3		0- 2		AWAY		0- 1		0- 0		0- 0								
0- 0		0- 0		0- 0		NEUTRAL		0- 0		0- 0		0- 0								
RPI	S	Opponent		Score		RPI	S	Opponent		Score		RPI	S	Opponent		Score				
2	H	Texas		0 3		28	A	Iowa St.		0 3		67	H	TCU		2 3				
10	A	Kansas		0 3		49	A	Baylor		0 3		91	H	Cleveland St.		3 2				
10	H	Kansas		1 3								95	N	South Carolina		0 3				
11	A	Kansas St.		0 3								98	A	Texas Tech		1 3				
11	H	Kansas St.		0 3								98	H	Texas Tech		1 3				
25	A	Oklahoma		1 3																
25	H	Oklahoma		0 3																

Non-Div. I Games:

West Virginia



[illegible]

**Non-Div. I Games:**

Southeast Mo. St.

Average RPI Win: 245		WON-LOST RECORD	WINNING PCT. RANK	LAST 10 GAMES	STRENGTH OF SCHEDULE	OPP. STRENGTH OF SCHEDULE	TEAM RPI	ADJ RPI	CONF. RPI	ADJ CONF. RPI	
Average RPI Loss: 147											
DIV. I ONLY		16- 13	.55172 144	4- 6	214	241	184	.46779 186	19	18	
DIV. I NON-CONF.		12- 7	.63158 111	0- 1	249	254	166	.48424 173	19	19	
<hr/>											
TOTALS		RPI 1-25	RPI 26-50		W-L RECORDS		RPI 51-100		RPI 101-150		RPI 150+
16- 13		0- 0	0- 0		OVERALL		0- 5		1- 3		15- 5
11- 5		0- 0	0- 0		HOME		0- 1		0- 2		11- 2
2- 6		0- 0	0- 0		AWAY		0- 2		0- 1		2- 3
3- 2		0- 0	0- 0		NEUTRAL		0- 2		1- 0		2- 0
<hr/>											
12- 7		0- 0	0- 0		NON-CONFERENCE		0- 2		1- 3		11- 2
8- 2		0- 0	0- 0		HOME		0- 0		0- 2		8- 0
1- 3		0- 0	0- 0		AWAY		0- 0		0- 1		1- 2
3- 2		0- 0	0- 0		NEUTRAL		0- 2		1- 0		2- 0
<hr/>											
4- 6		0- 0	0- 0		CONFERENCE		0- 3		0- 0		4- 3
3- 3		0- 0	0- 0		HOME		0- 1		0- 0		3- 2
1- 3		0- 0	0- 0		AWAY		0- 2		0- 0		1- 1
0- 0		0- 0	0- 0		NEUTRAL		0- 0		0- 0		0- 0
<hr/>											
RPI S	Opponent	Score	RPI S	Opponent	Score	RPI S	Opponent	Score	RPI S	Opponent	Score
						78 A	Towson	0 3	105 H	Seton Hall	0 3
						94 N	Eastern Mich.	0 3	121 A	North Texas	0 3
						97 A	Northeastern	1 3	122 N	Oral Roberts	3 1
						97 H	Northeastern	0 3	145 H	LIU Brooklyn	1 3
						100 N	A&M-Corpus Christi	0 3	155 A	Delaware	2 3
									176 A	Columbia	2 3
									177 H	Siena	3 2
									179 H	Princeton	3 1
									196 N	Colgate	3 2
									201 H	William & Mary	2 3
									210 H	James Madison	3 1
									213 N	Rhode Island	3 2
									232 A	UNC Wilmington	3 0
									232 H	UNC Wilmington	3 1
									250 H	Georgia St.	3 0
									264 H	UC Riverside	3 0
									266 A	Iona	0 3
									273 H	George Mason	1 3
									277 H	Fordham	3 2
									282 H	Marist	3 0
									313 H	Fairleigh Dickinson	3 1
									323 A	St. Francis (NY)	3 0
									323 H	St. Francis (NY)	3 0
									326 H	Providence	3 0
<hr/>											
LAST 10 GAMES											
			232 A	UNC Wilmington	3 0	273 H	George Mason	1 3			
			250 H	Georgia St.	3 0	210 H	James Madison	3 1			
			155 A	Delaware	2 3	266 A	Iona	0 3			
			78 A	Towson	0 3	232 H	UNC Wilmington	3 1			
			97 H	Northeastern	0 3	201 H	William & Mary	2 3			

Non-Div. I Games:

Hofstra

Average RPI Win: 235		WON-LOST	WINNING	LAST 10	STRENGTH OF		OPP. STRENGTH	TEAM	ADJ	CONF.	ADJ CONF.
Average RPI Loss: 116		RECORD	PCT. RANK	GAMES	SCHEDULE		OF SCHEDULE	RPI	RPI	RPI	RPI
DIV. I ONLY		13- 15	.46429	191	3- 7		185	172	191	.46716	187
DIV. I NON-CONF.		7- 8	.46667	178	0- 1		235	220	225	.4534	220
TOTALS		RPI 1-25	RPI 26-50		W-L RECORDS		RPI 51-100		RPI 101-150		RPI 150+
13- 15	0- 0	0- 2		OVERALL		0- 4		1- 5		12- 4	
6- 4	0- 0	0- 1		HOME		0- 0		1- 1		5- 2	
3- 6	0- 0	0- 1		AWAY		0- 1		0- 2		3- 2	
4- 5	0- 0	0- 0		NEUTRAL		0- 3		0- 2		4- 0	
7- 8	0- 0	0- 0		NON-CONFERENCE		0- 4		0- 2		7- 2	
1- 1	0- 0	0- 0		HOME		0- 0		0- 0		1- 1	
2- 2	0- 0	0- 0		AWAY		0- 1		0- 0		2- 1	
4- 5	0- 0	0- 0		NEUTRAL		0- 3		0- 2		4- 0	
6- 7	0- 0	0- 2		CONFERENCE		0- 0		1- 3		5- 2	
5- 3	0- 0	0- 1		HOME		0- 0		1- 1		4- 1	
1- 4	0- 0	0- 1		AWAY		0- 0		0- 2		1- 1	
0- 0	0- 0	0- 0		NEUTRAL		0- 0		0- 0		0- 0	
RPI S	Opponent	Score	RPI S	Opponent	Score	RPI S	Opponent	Score	RPI S	Opponent	Score
30	A Western Ky.	0 3	58	N Wisconsin	1 3	109	N Samford	1 3			
30	H Western Ky.	0 3	72	N Central Ark.	1 3	118	A Arkansas St.	0 3			
			76	N Southern Ill.	1 3	121	H North Texas	3 1			
			87	A Ga. Southern	1 3	130	A Troy	1 3			
						130	H Troy	1 3			
						146	N Valparaiso	1 3			
						156	A UALR	1 3			
						170	A Middle Tenn.	3 2			
						170	H Middle Tenn.	1 3			
						172	A Saint Louis	0 3			
						188	H Nicholls St.	3 0			
						192	H FIU	3 0			
						203	H La.-Lafayette	3 1			
						244	N Jacksonville	3 0			
						248	N Mercer	3 1			
						250	A Georgia St.	3 2			
						251	H La.-Monroe	3 2			
						263	H Jackson St.	2 3			
						274	A Southern Miss.	3 0			
						285	H Fla. Atlantic	3 0			
						305	N Louisiana Tech	3 1			
						327	N Savannah St.	3 0			
LAST 10 GAMES											
30	H Western Ky.	0 3	130	A Troy	1 3						
170	H Middle Tenn.	1 3	121	H North Texas	3 1						
130	H Troy	1 3	251	H La.-Monroe	3 2						
263	H Jackson St.	2 3	118	A Arkansas St.	0 3						
203	H La.-Lafayette	3 1	156	A UALR	1 3						

Non-Div. I Games:

South Ala.

Average RPI Win: 262		WON-LOST	WINNING	LAST 10	STRENGTH OF		OPP. STRENGTH	TEAM	ADJ	CONF.	ADJ CONF.
Average RPI Loss: 103		RECORD	PCT. RANK	GAMES	SCHEDULE		OF SCHEDULE	RPI	RPI	RPI	RPI
DIV. I ONLY		10- 18	.35714	242	2- 8		112	198	202	.46663	188
DIV. I NON-CONF.		5- 6	.45455	186	0- 0		177	242	207	.46607	201
TOTALS		RPI 1-25	RPI 26-50		W-L RECORDS		RPI 51-100		RPI 101-150		RPI 150+
10- 18	0- 0	0- 2		OVERALL		0- 8		0- 4		10- 4	
4- 6	0- 0	0- 0		HOME		0- 3		0- 2		4- 1	
4- 9	0- 0	0- 0		AWAY		0- 5		0- 2		4- 2	
2- 3	0- 0	0- 2		NEUTRAL		0- 0		0- 0		2- 1	
5- 6	0- 0	0- 2		NON-CONFERENCE		0- 2		0- 0		5- 2	
1- 0	0- 0	0- 0		HOME		0- 0		0- 0		1- 0	
2- 3	0- 0	0- 0		AWAY		0- 2		0- 0		2- 1	
2- 3	0- 0	0- 2		NEUTRAL		0- 0		0- 0		2- 1	
5- 12	0- 0	0- 0		CONFERENCE		0- 6		0- 4		5- 2	
3- 6	0- 0	0- 0		HOME		0- 3		0- 2		3- 1	
2- 6	0- 0	0- 0		AWAY		0- 3		0- 2		2- 1	
0- 0	0- 0	0- 0		NEUTRAL		0- 0		0- 0		0- 0	
RPI S	Opponent	Score	RPI S	Opponent	Score	RPI S	Opponent	Score	RPI S	Opponent	Score
28 N	Michigan	0 3	52 A	Missouri	0 3	114 A	Northwestern St.	0 3	114 H	Northwestern St.	2 3
50 N	Virginia Tech	0 3	72 A	Central Ark.	0 3	122 A	Oral Roberts	0 3	122 H	Oral Roberts	1 3
			72 H	Central Ark.	0 3	154 A	Stephen F. Austin	1 3	154 H	Stephen F. Austin	2 3
			76 A	Southern Ill.	0 3	156 N	UALR	0 3	174 N	North Florida	3 2
			89 A	Sam Houston St.	0 3	187 A	South Ala.	0 3	237 A	Lamar	3 2
			89 H	Sam Houston St.	0 3	237 H	Lamar	3 1	240 H	Southeastern La.	3 0
			100 A	A&M-Corpus Christi	1 3	268 N	UT Martin	3 0	269 A	McNeese St.	3 1
			100 H	A&M-Corpus Christi	0 3	269 H	McNeese St.	3 1	301 A	New Orleans	3 1
						301 H	New Orleans	3 2	301 H	New Orleans	3 2
						328 A	Grambling	3 0			
LAST 10 GAMES											
89 A	Sam Houston St.	0 3	122 H	Oral Roberts	1 3						
100 A	A&M-Corpus Christi	1 3	72 H	Central Ark.	0 3						
154 H	Stephen F. Austin	2 3	237 A	Lamar	3 2						
114 H	Northwestern St.	2 3	114 A	Northwestern St.	0 3						
269 A	McNeese St.	3 1	154 A	Stephen F. Austin	1 3						

Non-Div. I Games:

Nicholls St.

Average RPI Win: 246		WON-LOST RECORD		WINNING PCT. RANK		LAST 10 GAMES		STRENGTH OF SCHEDULE		OPP. STRENGTH OF SCHEDULE		TEAM RPI		ADJ RPI		CONF. RPI		ADJ CONF. RPI			
DIV. I ONLY		13- 15		.46429 191		7- 3		165		210		189		.46581 189		24		24			
DIV. I NON-CONF.		4- 10		.28571 261		0- 0		82		149		208		.46684 200		23		23			
TOTALS		RPI 1-25		RPI 26-50		W-L RECORDS		RPI 51-100		RPI 101-150		RPI 150+									
13- 15		0- 0		0- 1		OVERALL		0- 5		0- 4		13- 5									
7- 5		0- 0		0- 1		HOME		0- 3		0- 0		7- 1									
4- 7		0- 0		0- 0		AWAY		0- 2		0- 2		4- 3									
2- 3		0- 0		0- 0		NEUTRAL		0- 0		0- 2		2- 1									
4- 10		0- 0		0- 1		NON-CONFERENCE		0- 3		0- 4		4- 2									
1- 3		0- 0		0- 1		HOME		0- 2		0- 0		1- 0									
1- 4		0- 0		0- 0		AWAY		0- 1		0- 2		1- 1									
2- 3		0- 0		0- 0		NEUTRAL		0- 0		0- 2		2- 1									
9- 5		0- 0		0- 0		CONFERENCE		0- 2		0- 0		9- 3									
6- 2		0- 0		0- 0		HOME		0- 1		0- 0		6- 1									
3- 3		0- 0		0- 0		AWAY		0- 1		0- 0		3- 2									
0- 0		0- 0		0- 0		NEUTRAL		0- 0		0- 0		0- 0									
RPI	S	Opponent		Score		RPI	S	Opponent		Score		RPI	S	Opponent		Score					
				30	H	Western Ky.		0	3	56	A	Ohio		0	3	108	A	UTSA		0	3
										67	H	TCU		0	3	108	A	UTSA		1	3
										83	A	Morehead St.		0	3	129	N	UTEP		0	3
										83	H	Morehead St.		1	3	144	N	Montana St.		0	3
										88	H	Northern Colo.		0	3	169	N	Ill.-Chicago		3	1
																183	H	Austin Peay		3	1
																185	A	Southeast Mo. St.		2	3
																203	N	La.-Lafayette		0	3
																207	N	Niagara		3	0
																209	A	Jacksonville St.		3	0
																209	H	Jacksonville St.		3	0
																218	H	Tennessee St.		2	3
																221	A	Evansville		3	2
																237	A	Memphis		1	3
																262	A	Eastern Ky.		3	0
																262	H	Eastern Ky.		3	1
																268	A	UT Martin		2	3
																275	H	SIU Edwardsville		3	0
																293	H	Alabama A&M		3	0
																297	H	Murray St.		3	0
																303	A	Tennessee Tech		3	2
																303	H	Tennessee Tech		3	0
				LAST 10 GAMES																	
						83	H	Morehead St.		1	3	303	A	Tennessee Tech		3	2				
						262	H	Eastern Ky.		3	1	268	A	UT Martin		2	3				
						297	H	Murray St.		3	0	185	A	Southeast Mo. St.		2	3				
						183	H	Austin Peay		3	1	303	H	Tennessee Tech		3	0				
						209	A	Jacksonville St.		3	0	209	H	Jacksonville St.		3	0				

Non-Div. I Games:

Belmont

Average RPI Win:	262	WON-LOST	WINNING	LAST 10	STRENGTH OF	OPP. STRENGTH	TEAM	ADJ	CONF.	ADJ CONF.										
Average RPI Loss:	191	RECORD	PCT. RANK	GAMES	SCHEDULE	OF SCHEDULE	RPI	RPI	RPI	RPI										
DIV. I ONLY	16- 10	.61538	106	7- 3	250	287	179	.46523	190	26	28									
DIV. I NON-CONF.	3- 7	.3	256	0- 0	246	245	268	.3972	265	29	29									
<hr/>																				
TOTALS	RPI 1-25	RPI 26-50		W-L RECORDS		RPI 51-100		RPI 101-150		RPI 150+										
16- 10	0- 0	0- 0		OVERALL		0- 0		0- 3		16- 7										
7- 2	0- 0	0- 0		HOME		0- 0		0- 0		7- 2										
6- 4	0- 0	0- 0		AWAY		0- 0		0- 0		6- 4										
3- 4	0- 0	0- 0		NEUTRAL		0- 0		0- 3		3- 1										
<hr/>																				
3- 7	0- 0	0- 0		NON-CONFERENCE		0- 0		0- 3		3- 4										
0- 0	0- 0	0- 0		HOME		0- 0		0- 0		0- 0										
0- 3	0- 0	0- 0		AWAY		0- 0		0- 0		0- 3										
3- 4	0- 0	0- 0		NEUTRAL		0- 0		0- 3		3- 1										
<hr/>																				
13- 3	0- 0	0- 0		CONFERENCE		0- 0		0- 0		13- 3										
7- 2	0- 0	0- 0		HOME		0- 0		0- 0		7- 2										
6- 1	0- 0	0- 0		AWAY		0- 0		0- 0		6- 1										
0- 0	0- 0	0- 0		NEUTRAL		0- 0		0- 0		0- 0										
<hr/>																				
RPI	S	Opponent	Score	RPI	S	Opponent	Score	RPI	S	Opponent	Score									
								101	N	Furman	0	3								
								105	N	Seton Hall	0	3								
								122	N	Oral Roberts	0	3								
								177	A	Siena	3	1								
								177	H	Siena	0	3								
								180	H	Fairfield	3	2								
								194	N	San Jose St.	3	1								
								207	A	Niagara	1	3								
								207	H	Niagara	1	3								
								213	A	Rhode Island	2	3								
								233	A	Buffalo	1	3								
								245	A	Loyola Maryland	3	2								
								245	H	Loyola Maryland	3	0								
								248	N	Mercer	1	3								
								259	N	USC Upstate	3	1								
								260	A	Manhattan	3	1								
								260	H	Manhattan	3	1								
								266	H	Iona	3	1								
								282	A	Marist	3	1								
								282	H	Marist	3	1								
								290	A	Rider	3	0								
																290	H	Rider	3	0
																295	A	Charleston So.	2	3
																304	N	Hartford	3	0
																325	A	Saint Peter's	3	0
325	H	Saint Peter's	3	0																
LAST 10 GAMES				LAST 10 GAMES																
325 H Saint Peter's				3	0	177 H Siena				0	3									
260 H Manhattan				3	1	207 A Niagara				1	3									
245 A Loyola Maryland				3	2	266 H Iona				3	1									
290 A Rider				3	0	180 H Fairfield				3	2									
282 H Marist				3	1	207 H Niagara				1	3									

**Non-Div. I Games:**

Canisius

Average RPI Win: 223		WON-LOST RECORD		WINNING PCT. RANK		LAST 10 GAMES		STRENGTH OF SCHEDULE		OPP. STRENGTH OF SCHEDULE		TEAM RPI		ADJ RPI		CONF. RPI		ADJ CONF. RPI					
DIV. I ONLY		16- 12		.57143 128		3- 7		238		211		178		.4641 191		22		22					
DIV. I NON-CONF.		10- 4		.71429 71		0- 0		111		191		83		.56578 84		18		17					
TOTALS		RPI 1-25		RPI 26-50		W-L RECORDS		RPI 51-100		RPI 101-150		RPI 150+											
16- 12		0- 1		0- 0		OVERALL		1- 2		3- 2		12- 7											
9- 2		0- 0		0- 0		HOME		1- 0		2- 0		6- 2											
3- 8		0- 1		0- 0		AWAY		0- 1		0- 1		3- 5											
4- 2		0- 0		0- 0		NEUTRAL		0- 1		1- 1		3- 0											
10- 4		0- 1		0- 0		NON-CONFERENCE		1- 1		2- 2		7- 0											
5- 0		0- 0		0- 0		HOME		1- 0		1- 0		3- 0											
1- 2		0- 1		0- 0		AWAY		0- 0		0- 1		1- 0											
4- 2		0- 0		0- 0		NEUTRAL		0- 1		1- 1		3- 0											
6- 8		0- 0		0- 0		CONFERENCE		0- 1		1- 0		5- 7											
4- 2		0- 0		0- 0		HOME		0- 0		1- 0		3- 2											
2- 6		0- 0		0- 0		AWAY		0- 1		0- 0		2- 5											
0- 0		0- 0		0- 0		NEUTRAL		0- 0		0- 0		0- 0											
RPI	S	Opponent		Score		RPI	S	Opponent		Score		RPI	S	Opponent		Score							
7	A	Louisville		0 3								63	A	Tulsa		0 3							
												66	N	Duke		0 3							
												83	H	Morehead St.		3 2							
																		109	N	Samford		0 3	
																		110	H	Rice		3 0	
																		125	H	IUPUI		3 2	
																		134	N	Liberty		3 0	
																		143	A	East Tenn. St.		1 3	
																		161	A	UAB		0 3	
																		161	H	UAB		2 3	
																		198	A	UCF		1 3	
																		198	H	UCF		3 2	
																		199	A	Houston		1 3	
																		214	A	SMU		3 2	
																		224	A	Kent St.		3 0	
																		237	A	Memphis		2 3	
																		237	H	Memphis		2 3	
																		239	H	Miami (OH)		3 2	
																		242	N	Coastal Caro.		3 0	
																		243	N	UMBC		3 1	
																		262	H	Eastern Ky.		3 0	
																		274	A	Southern Miss.		0 3	
																		274	H	Southern Miss.		3 2	
																		284	N	Saint Francis (PA)		3 0	
																		302	H	Wright St.		3 0	
																		318	A	East Carolina		3 1	
																		318	H	East Carolina		3 1	

Non-Div. I Games:

Marshall

Average RPI Win: 229		WON-LOST RECORD		WINNING PCT. RANK		LAST 10 GAMES		STRENGTH OF SCHEDULE		OPP. STRENGTH OF SCHEDULE		TEAM RPI		ADJ RPI		CONF. RPI		ADJ CONF. RPI									
Average RPI Loss: 105																											
DIV. I ONLY		8- 17		.32 265		4- 6		82		142		193		.4639 192		15		15									
DIV. I NON-CONF.		3- 9		.25 268		0- 0		41		129		171		.48859 167		12		13									
TOTALS		RPI 1-25		RPI 26-50		W-L RECORDS		RPI 51-100		RPI 101-150		RPI 150+															
8- 17		0- 2		0- 4		OVERALL		0- 1		2- 4		6- 6															
2- 4		0- 0		0- 1		HOME		0- 0		1- 0		1- 3															
4- 8		0- 2		0- 2		AWAY		0- 0		1- 2		3- 2															
2- 5		0- 0		0- 1		NEUTRAL		0- 1		0- 2		2- 1															
3- 9		0- 2		0- 2		NON-CONFERENCE		0- 1		0- 3		3- 1															
0- 0		0- 0		0- 0		HOME		0- 0		0- 0		0- 0															
1- 4		0- 2		0- 1		AWAY		0- 0		0- 1		1- 0															
2- 5		0- 0		0- 1		NEUTRAL		0- 1		0- 2		2- 1															
5- 8		0- 0		0- 2		CONFERENCE		0- 0		2- 1		3- 5															
2- 4		0- 0		0- 1		HOME		0- 0		1- 0		1- 3															
3- 4		0- 0		0- 1		AWAY		0- 0		1- 1		2- 2															
0- 0		0- 0		0- 0		NEUTRAL		0- 0		0- 0		0- 0															
RPI	S	Opponent		Score		RPI	S	Opponent		Score		RPI	S	Opponent		Score											
8	A	Florida St.		0	3	30	A	Western Ky.		0	3	53	N	Georgia		0	3	104	N	New Mexico St.		0	3				
13	A	Florida		0	3	30	H	Western Ky.		1	3			118		H	Arkansas St.		3	0							
						31	N	Pepperdine		0	3			121		A	North Texas		3	0							
						38	A	Colorado St.		1	3			123		N	FGCU		2	3							
														127		A	South Fla.		0	3							
														130		A	Troy		1	3							
														156		H	UALR		2	3							
														170		A	Middle Tenn.		0	3							
														170		H	Middle Tenn.		0	3							
														187		A	South Ala.		0	3							
														203		H	La.-Lafayette		1	3							
														210		N	James Madison		1	3							
														225		A	Florida A&M		3	0							
														225		N	Florida A&M		3	1							
														251		A	La.-Monroe		3	1							
														285		A	Fla. Atlantic		3	2							
														285		H	Fla. Atlantic		3	0							
														322		N	Bethune-Cookman		3	0							
						LAST 10 GAMES																					
						285 H Fla. Atlantic						3	0	170 A Middle Tenn.						0	3						
						170 H Middle Tenn.						0	3	30 A Western Ky.						0	3						
						30 H Western Ky.						1	3	203 H La.-Lafayette						1	3						
						251 A La.-Monroe						3	1	285 A Fla. Atlantic						3	2						
						121 A North Texas						3	0	187 A South Ala.						0	3						

Non-Div. I Games:

FIU



Average RPI Win: 269		WON-LOST RECORD		WINNING PCT. RANK		LAST 10 GAMES		STRENGTH OF SCHEDULE		OPP. STRENGTH OF SCHEDULE		TEAM RPI		ADJ RPI		CONF. RPI		ADJ CONF. RPI					
DIV. I ONLY		14- 12		.53846 152		4- 5		244		249		194		.46272 193		20		20					
DIV. I NON-CONF.		8- 3		.72727 67		0- 0		276		281		149		.50254 142		22		21					
TOTALS		RPI 1-25		RPI 26-50		W-L RECORDS		RPI 51-100		RPI 101-150		RPI 150+											
14- 12		0- 1		0- 0		OVERALL		0- 4		2- 3		12- 4											
3- 5		0- 0		0- 0		HOME		0- 2		0- 2		3- 1											
6- 5		0- 1		0- 0		AWAY		0- 1		1- 0		5- 3											
5- 2		0- 0		0- 0		NEUTRAL		0- 1		1- 1		4- 0											
8- 3		0- 1		0- 0		NON-CONFERENCE		0- 1		1- 1		7- 0											
0- 0		0- 0		0- 0		HOME		0- 0		0- 0		0- 0											
4- 1		0- 1		0- 0		AWAY		0- 0		0- 0		4- 0											
4- 2		0- 0		0- 0		NEUTRAL		0- 1		1- 1		3- 0											
6- 9		0- 0		0- 0		CONFERENCE		0- 3		1- 2		5- 4											
3- 5		0- 0		0- 0		HOME		0- 2		0- 2		3- 1											
2- 4		0- 0		0- 0		AWAY		0- 1		1- 0		1- 3											
1- 0		0- 0		0- 0		NEUTRAL		0- 0		0- 0		1- 0											
RPI	S	Opponent		Score		RPI	S	Opponent		Score		RPI	S	Opponent		Score							
18	A	Miami (FL)		0 3								71	A	Col. of Charleston		0 3		101	A	Furman	3 2		
												71	H	Col. of Charleston		0 3		101	H	Furman	0 3		
												72	N	Central Ark.		0 3		102	N	Ole Miss	3 2		
												87	H	Ga. Southern		1 3		109	H	Samford	2 3		
																		113	N	Rutgers	2 3		
																		202	A	UNC Greensboro	0 3		
																		220	H	Davidson	0 3		
																		223	A	Elon	2 3		
																		241	A	Chattanooga	2 3		
																		261	N	Hampton	3 1		
																		271	H	Western Caro.	3 1		
																		279	H	Appalachian St.	3 0		
																		285	N	Fla. Atlantic	3 1		
																		292	A	Gardner-Webb	3 1		
																		295	A	Charleston So.	3 1		
																		306	A	Citadel	3 1		
																		306	H	Citadel	3 0		
																		306	N	Citadel	3 2		
																		316	A	Stetson	3 1		
																		316	N	Stetson	3 0		
																		329	A	N.C. A&T	3 1		
						LAST 10 GAMES																	
							</																

Non-Div. I Games: Converse 3 0

Wofford

Average RPI Win:	216	WON-LOST RECORD	WINNING PCT. RANK	LAST 10 GAMES	STRENGTH OF SCHEDULE	OPP. STRENGTH OF SCHEDULE	TEAM RPI	ADJ RPI	CONF. RPI	ADJ CONF. RPI	
DIV. I ONLY	12- 14	.46154	194	5- 5	206	163	201	.46105	194	17	17
DIV. I NON-CONF.	4- 6	.4	216	0- 0	165	146	212	.46429	207	16	16
<hr/>											
TOTALS	RPI 1-25	RPI 26-50		W-L RECORDS	RPI 51-100		RPI 101-150		RPI 150+		
12- 14	0- 0	0- 0		OVERALL	0- 3		4- 8		8- 3		
6- 2	0- 0	0- 0		HOME	0- 1		3- 1		3- 0		
3- 9	0- 0	0- 0		AWAY	0- 2		0- 5		3- 2		
3- 3	0- 0	0- 0		NEUTRAL	0- 0		1- 2		2- 1		
<hr/>											
4- 6	0- 0	0- 0		NON-CONFERENCE	0- 2		1- 2		3- 2		
0- 1	0- 0	0- 0		HOME	0- 1		0- 0		0- 0		
1- 2	0- 0	0- 0		AWAY	0- 1		0- 0		1- 1		
3- 3	0- 0	0- 0		NEUTRAL	0- 0		1- 2		2- 1		
<hr/>											
8- 8	0- 0	0- 0		CONFERENCE	0- 1		3- 6		5- 1		
6- 1	0- 0	0- 0		HOME	0- 0		3- 1		3- 0		
2- 7	0- 0	0- 0		AWAY	0- 1		0- 5		2- 1		
0- 0	0- 0	0- 0		NEUTRAL	0- 0		0- 0		0- 0		
<hr/>											
RPI S	Opponent	Score	RPI S	Opponent	Score	RPI S	Opponent	Score	RPI S	Opponent	Score
						80 H	Pacific	0 3	104 A	New Mexico St.	0 3
						98 A	Texas Tech	0 3	104 H	New Mexico St.	1 3
						99 A	Utah St.	0 3	108 A	UTSA	1 3
									114 N	Northwestern St.	3 0
									122 N	Oral Roberts	1 3
									131 A	Idaho	1 3
									131 H	Idaho	3 0
									139 N	UC Irvine	1 3
									147 A	Denver	0 3
									147 H	Denver	3 0
									148 A	Texas St.	1 3
									148 H	Texas St.	3 0
									153 A	Boise St.	2 3
									190 N	Canisius	1 3
									219 A	Texas-Arlington	1 3
									219 H	Texas-Arlington	3 1
									233 A	Buffalo	3 1
									235 A	Seattle	3 0
									235 H	Seattle	3 2
									247 N	Southern Utah	3 2
									272 N	Tex.-Pan American	3 0
									305 A	Louisiana Tech	3 0
									305 H	Louisiana Tech	3 1
<hr/>											
			LAST 10 GAMES								
						147 A	Denver	0 3	235 A	Seattle	3 0
						104 A	New Mexico St.	0 3	148 H	Texas St.	3 0
						219 H	Texas-Arlington	3 1	99 A	Utah St.	0 3
						305 H	Louisiana Tech	3 1	104 H	New Mexico St.	1 3
						131 A	Idaho	1 3	147 H	Denver	3 0

**Non-Div. I Games:**

San Jose St.

Average RPI Win:	200	WON-LOST RECORD	WINNING PCT. RANK	LAST 10 GAMES	STRENGTH OF SCHEDULE	OPP. STRENGTH OF SCHEDULE	TEAM RPI	ADJ RPI	CONF. RPI	ADJ CONF. RPI	
DIV. I ONLY	11- 17	.39286	222	3- 7	133	116	190	.45935	195	8	8
DIV. I NON-CONF.	6- 9	.4	216	1- 1	218	170	234	.43361	238	9	9
<hr/>											
TOTALS	RPI 1-25	RPI 26-50		W-L RECORDS	RPI 51-100		RPI 101-150		RPI 150+		
11- 17	0- 1	0- 4		OVERALL	0- 3		3- 3		8- 6		
6- 4	0- 0	0- 2		HOME	0- 1		2- 0		4- 1		
2- 9	0- 1	0- 1		AWAY	0- 2		1- 3		1- 2		
3- 4	0- 0	0- 1		NEUTRAL	0- 0		0- 0		3- 3		
<hr/>											
6- 9	0- 0	0- 2		NON-CONFERENCE	0- 2		0- 0		6- 5		
3- 1	0- 0	0- 0		HOME	0- 1		0- 0		3- 0		
0- 4	0- 0	0- 1		AWAY	0- 1		0- 0		0- 2		
3- 4	0- 0	0- 1		NEUTRAL	0- 0		0- 0		3- 3		
<hr/>											
5- 8	0- 1	0- 2		CONFERENCE	0- 1		3- 3		2- 1		
3- 3	0- 0	0- 2		HOME	0- 0		2- 0		1- 1		
2- 5	0- 1	0- 0		AWAY	0- 1		1- 3		1- 0		
0- 0	0- 0	0- 0		NEUTRAL	0- 0		0- 0		0- 0		
<hr/>											
RPI	S	Opponent	Score	RPI	S	Opponent	Score	RPI	S	Opponent	Score
7	A	Louisville	0 <span>3</span>	34	H	Notre Dame	0 <span>3</span>	64	A	Yale	1 <span>3</span>
				36	H	Marquette	0 <span>3</span>	82	H	Maryland	0 <span>3</span>
				39	A	Arizona St.	0 <span>3</span>	85	A	Cincinnati	0 <span>3</span>
				48	N	Northwestern	1 <span>3</span>				

Non-Div. I Games:

Villanova

Average RPI Win: 238		WON-LOST	WINNING	LAST 10	STRENGTH OF		OPP. STRENGTH	TEAM	ADJ	CONF.	ADJ CONF.		
Average RPI Loss: 162		RECORD	PCT. RANK	GAMES	SCHEDULE		OF SCHEDULE	RPI	RPI	RPI	RPI		
DIV. I ONLY		14- 12	.53846	152	9- 1		218	226	187	.4582	196	27	27
DIV. I NON-CONF.		3- 11	.21429	280	1- 0		167	118	260	.40144	261	26	25
<hr/>													
TOTALS		RPI 1-25	RPI 26-50		W-L RECORDS		RPI 51-100		RPI 101-150		RPI 150+		
14- 12		0- 1	0- 1		OVERALL		0- 1		0- 1		14- 8		
7- 5		0- 0	0- 0		HOME		0- 0		0- 0		7- 5		
6- 4		0- 0	0- 0		AWAY		0- 1		0- 1		6- 2		
1- 3		0- 1	0- 1		NEUTRAL		0- 0		0- 0		1- 1		
3- 11		0- 1	0- 1		NON-CONFERENCE		0- 1		0- 1		3- 7		
1- 4		0- 0	0- 0		HOME		0- 0		0- 0		1- 4		
1- 4		0- 0	0- 0		AWAY		0- 1		0- 1		1- 2		
1- 3		0- 1	0- 1		NEUTRAL		0- 0		0- 0		1- 1		
11- 1		0- 0	0- 0		CONFERENCE		0- 0		0- 0		11- 1		
6- 1		0- 0	0- 0		HOME		0- 0		0- 0		6- 1		
5- 0		0- 0	0- 0		AWAY		0- 0		0- 0		5- 0		
0- 0		0- 0	0- 0		NEUTRAL		0- 0		0- 0		0- 0		
RPI	S	Opponent	Score		RPI	S	Opponent	Score		RPI	S	Opponent	Score
4	N	Nebraska	0	3	39	N	Arizona St.	0	3	55	A	Loyola Marymount	1 3
										139	A	UC Irvine	1 3
										152	A	Albany (NY)	3 1
										160	A	Army	3 1
										160	H	Army	3 2
										169	H	Ill.-Chicago	0 3
										176	A	Columbia	1 3
										177	H	Siena	3 0
										178	H	American	3 0
										179	H	Princeton	0 3
										186	N	Hofstra	2 3
										206	H	Syracuse	1 3
										208	A	Lehigh	3 0
										208	H	Lehigh	1 3
										213	N	Rhode Island	3 1
										265	H	Navy	3 0
										276	A	Cornell	2 3
										291	A	Bucknell	3 1
										291	H	Bucknell	3 1
										299	A	Lafayette	3 0
										299	H	Lafayette	3 0
310	H	Bryant	2 3										
317	A	Holy Cross	3 0										
317	H	Holy Cross	3 0										
LAST 10 GAMES													
317 H Holy Cross					3 0					152 A Albany (NY) 3 1			
160 H Army					3 2					178 H American 3 0			
291 H Bucknell					3 1					265 H Navy 3 0			
208 H Lehigh					1 3					291 A Bucknell 3 1			
299 H Lafayette					3 0					160 A Army 3 1			

Non-Div. I Games:

Colgate

Average RPI Win:	198	WON-LOST	WINNING	LAST 10	STRENGTH OF	OPP. STRENGTH	TEAM	ADJ	CONF.	ADJ CONF.	
Average RPI Loss:	117	RECORD	PCT. RANK	GAMES	SCHEDULE	OF SCHEDULE	RPI	RPI	RPI	RPI	
DIV. I ONLY	9- 17	.34615	249	4- 6	123	128	205	.45778	197	16	16
DIV. I NON-CONF.	4- 6	.4	216	0- 1	87	67	144	.51075	133	14	12
<hr/>											
TOTALS	RPI 1-25	RPI 26-50		W-L RECORDS	RPI 51-100		RPI 101-150		RPI 150+		
9- 17	0- 0	0- 3		OVERALL	2- 7		1- 4		6- 3		
6- 5	0- 0	0- 1		HOME	1- 3		0- 1		5- 0		
2- 9	0- 0	0- 1		AWAY	1- 4		1- 1		0- 3		
1- 3	0- 0	0- 1		NEUTRAL	0- 0		0- 2		1- 0		
<hr/>											
4- 6	0- 0	0- 3		NON-CONFERENCE	1- 1		0- 2		3- 0		
2- 1	0- 0	0- 1		HOME	0- 0		0- 0		2- 0		
1- 2	0- 0	0- 1		AWAY	1- 1		0- 0		0- 0		
1- 3	0- 0	0- 1		NEUTRAL	0- 0		0- 2		1- 0		
<hr/>											
5- 11	0- 0	0- 0		CONFERENCE	1- 6		1- 2		3- 3		
4- 4	0- 0	0- 0		HOME	1- 3		0- 1		3- 0		
1- 7	0- 0	0- 0		AWAY	0- 3		1- 1		0- 3		
0- 0	0- 0	0- 0		NEUTRAL	0- 0		0- 0		0- 0		
<hr/>											
RPI S	Opponent	Score	RPI S	Opponent	Score	RPI S	Opponent	Score	RPI S	Opponent	Score
32 H	St. Mary's (CA)	0 3	57 H	Idaho St.	2 3	136 A	North Dakota	1 3	136 A	North Dakota	1 3
40 A	Santa Clara	0 3	65 A	Fresno St.	3 2	136 H	North Dakota	1 3	138 N	UC Davis	1 3
44 N	North Carolina St.	0 3	71 A	Col. of Charleston	1 3	144 A	Montana St.	3 1	150 N	Utah Valley	0 3
			81 A	Portland St.	1 3	153 H	Boise St.	3 1	229 A	Montana	1 3
			81 H	Portland St.	2 3	244 N	Jacksonville	3 0	247 A	Southern Utah	1 3
			88 A	Northern Colo.	0 3	247 H	Southern Utah	3 0	252 H	Weber St.	3 1
			88 H	Northern Colo.	2 3	289 A	Eastern Wash.	0 3	289 H	Eastern Wash.	3 0
			90 A	Northern Ariz.	1 3	300 H	Morgan St.	3 1			
			90 H	Northern Ariz.	3 2						
<hr/>											
LAST 10 GAMES											
136 H	North Dakota	1 3	81 A	Portland St.	1 3						
88 H	Northern Colo.	2 3	40 A	Santa Clara	0 3						
90 H	Northern Ariz.	3 2	144 A	Montana St.	3 1						
247 H	Southern Utah	3 0	229 A	Montana	1 3						
289 A	Eastern Wash.	0 3	252 H	Weber St.	3 1						

Non-Div. I Games:

Sacramento St.

UCF

Average RPI Win: 238		WON-LOST RECORD		WINNING PCT. RANK		LAST 10 GAMES		STRENGTH OF SCHEDULE		OPP. STRENGTH OF SCHEDULE		TEAM RPI		ADJ RPI		CONF. RPI		ADJ CONF. RPI	
Average RPI Loss: 126																			
DIV. I ONLY		12- 14		.46154 194		7- 3		237		153		209		.45454 198		22		22	
DIV. I NON-CONF.		3- 9		.25 268		0- 0		121		71		232		.45062 226		18		17	
TOTALS		RPI 1-25		RPI 26-50		W-L RECORDS		RPI 51-100		RPI 101-150		RPI 150+							
12- 14		0- 1		0- 2		OVERALL		1- 2		0- 4		11- 5							
6- 3		0- 0		0- 0		HOME		1- 0		0- 2		5- 1							
6- 5		0- 1		0- 0		AWAY		0- 0		0- 2		6- 2							
0- 6		0- 0		0- 2		NEUTRAL		0- 2		0- 0		0- 2							
3- 9		0- 1		0- 2		NON-CONFERENCE		0- 2		0- 2		3- 2							
2- 1		0- 0		0- 0		HOME		0- 0		0- 1		2- 0							
1- 2		0- 1		0- 0		AWAY		0- 0		0- 1		1- 0							
0- 6		0- 0		0- 2		NEUTRAL		0- 2		0- 0		0- 2							
9- 5		0- 0		0- 0		CONFERENCE		1- 0		0- 2		8- 3							
4- 2		0- 0		0- 0		HOME		1- 0		0- 1		3- 1							
5- 3		0- 0		0- 0		AWAY		0- 0		0- 1		5- 2							
0- 0		0- 0		0- 0		NEUTRAL		0- 0		0- 0		0- 0							
RPI	S	Opponent	Score		RPI	S	Opponent	Score		RPI	S	Opponent	Score		RPI	S	Opponent	Score	
2	A	Texas	0	3	33	N	Creighton	1	3	58	N	Wisconsin	0	3	110	A	Rice	0	3
					37	N	Illinois	0	3	63	H	Tulsa	3	1	127	A	South Fla.	2	3
										85	N	Cincinnati	0	3	129	H	UTEP	0	3
															134	H	Liberty	2	3
															161	A	UAB	2	3
															176	H	Columbia	3	0
															180	N	Fairfield	2	3
															191	A	Marshall	2	3
															191	H	Marshall	3	1
															199	A	Houston	3	1
															214	H	SMU	1	3
															237	A	Memphis	3	0
															244	H	Jacksonville	3	0
															274	A	Southern Miss.	3	0
															274	H	Southern Miss.	3	1
															280	A	Tulane	3	1
															283	A	Sacred Heart	3	0
															307	N	Dartmouth	0	3
															318	A	East Carolina	3	0
															318	H	East Carolina	3	0
LAST 10 GAMES																			
110 A Rice					0 3					274 H Southern Miss.					3 1				
199 A Houston					3 1					161 A UAB					2 3				
191 H Marshall					3 1					237 A Memphis					3 0				
318 H East Carolina					3 0					63 H Tulsa					3 1				
274 A Southern Miss.					3 0					214 H SMU					1 3				

Non-Div. I Games:

UCF

Average RPI Win:		215	WON-LOST	WINNING	LAST 10	STRENGTH OF		OPP. STRENGTH	TEAM	ADJ	CONF.	ADJ CONF.
Average RPI Loss:		113	RECORD	PCT. RANK	GAMES	SCHEDULE		OF SCHEDULE	RPI	RPI	RPI	RPI
DIV. I ONLY			8- 16	.33333	256	6- 4		122	113	210	.45451	199
DIV. I NON-CONF.			1- 9	.1	307	0- 0		30	25	202	.47125	194
TOTALS		RPI 1-25	RPI 26-50		W-L RECORDS		RPI 51-100		RPI 101-150		RPI 150+	
8- 16	0- 4		0- 1		OVERALL		1- 2		1- 4		6- 5	
5- 7	0- 2		0- 1		HOME		0- 1		1- 2		4- 1	
3- 5	0- 1		0- 0		AWAY		1- 0		0- 2		2- 2	
0- 4	0- 1		0- 0		NEUTRAL		0- 1		0- 0		0- 2	
1- 9	0- 4		0- 1		NON-CONFERENCE		1- 1		0- 1		0- 2	
0- 4	0- 2		0- 1		HOME		0- 0		0- 1		0- 0	
1- 1	0- 1		0- 0		AWAY		1- 0		0- 0		0- 0	
0- 4	0- 1		0- 0		NEUTRAL		0- 1		0- 0		0- 2	
7- 7	0- 0		0- 0		CONFERENCE		0- 1		1- 3		6- 3	
5- 3	0- 0		0- 0		HOME		0- 1		1- 1		4- 1	
2- 4	0- 0		0- 0		AWAY		0- 0		0- 2		2- 2	
0- 0	0- 0		0- 0		NEUTRAL		0- 0		0- 0		0- 0	
RPI S	Opponent	Score	RPI S	Opponent	Score	RPI S	Opponent	Score	RPI S	Opponent	Score	
8 H	Florida St.	0 3	31 H	Pepperdine	0 3	52 N	Missouri	0 3	108 H	UTSA	1 3	
9 N	Oregon	0 3				63 H	Tulsa	2 3	110 A	Rice	0 3	
23 A	Ohio St.	0 3				96 A	Lipscomb	3 1	110 H	Rice	3 1	
23 H	Ohio St.	1 3							129 A	UTEP	0 3	
									129 H	UTEP	0 3	
									161 A	UAB	2 3	
									191 H	Marshall	3 1	
									198 H	UCF	1 3	
									211 N	Toledo	2 3	
									214 H	SMU	3 0	
									237 A	Memphis	3 1	
									274 H	Southern Miss.	3 0	
									279 N	Appalachian St.	2 3	
									280 A	Tulane	1 3	
									280 H	Tulane	3 1	
									318 A	East Carolina	3 0	
LAST 10 GAMES												
			274 H	Southern Miss.	3 0		191 H	Marshall	3 1			
			198 H	UCF	1 3		318 A	East Carolina	3 0			
			110 H	Rice	3 1		129 H	UTEP	0 3			
			280 A	Tulane	1 3		280 H	Tulane	3 1			
			129 A	UTEP	0 3		214 H	SMU	3 0			

Non-Div. I Games:

Houston

Average RPI Win:		181	WON-LOST RECORD		WINNING PCT. RANK	LAST 10 GAMES		STRENGTH OF SCHEDULE	OPP. STRENGTH OF SCHEDULE	TEAM RPI	ADJ RPI	CONF. RPI	ADJ CONF. RPI
Average RPI Loss:		82											
DIV. I ONLY			3- 21		.125 312	2- 8		49	61	220	.45426 200	9	9
DIV. I NON-CONF.			1- 11		.08333 312	0- 0		40	26	221	.45627 219	7	7
TOTALS		RPI 1-25	RPI 26-50		W-L RECORDS		RPI 51-100		RPI 101-150		RPI 150+		
3- 21	0- 6		0- 1	OVERALL		0- 9		2- 3		1- 2			
3- 3	0- 1		0- 0	HOME		0- 2		2- 0		1- 0			
0- 11	0- 3		0- 0	AWAY		0- 5		0- 2		0- 1			
0- 7	0- 2		0- 1	NEUTRAL		0- 2		0- 1		0- 1			
1- 11	0- 4		0- 1	NON-CONFERENCE		0- 3		1- 1		0- 2			
1- 0	0- 0		0- 0	HOME		0- 0		1- 0		0- 0			
0- 4	0- 2		0- 0	AWAY		0- 1		0- 0		0- 1			
0- 7	0- 2		0- 1	NEUTRAL		0- 2		0- 1		0- 1			
2- 10	0- 2		0- 0	CONFERENCE		0- 6		1- 2		1- 0			
2- 3	0- 1		0- 0	HOME		0- 2		1- 0		1- 0			
0- 7	0- 1		0- 0	AWAY		0- 4		0- 2		0- 0			
0- 0	0- 0		0- 0	NEUTRAL		0- 0		0- 0		0- 0			
RPI S	Opponent	Score	RPI S	Opponent	Score	RPI S	Opponent	Score	RPI S	Opponent	Score		
2 A	Texas	0 3	34 N	Notre Dame	0 3	60 A	Long Beach St.	1 3	131 H	Idaho	3 2		
12 A	Southern California	0 3				70 N	LSU	0 3	138 A	UC Davis	0 3		
21 A	Hawaii	0 3				74 A	Cal St. Northridge	0 3	139 A	UC Irvine	0 3		
21 H	Hawaii	1 3				74 H	Cal St. Northridge	0 3	149 H	Cal St. Fullerton	3 2		
22 N	San Diego	0 3				77 A	Utah	0 3	150 N	Utah Valley	1 3		
22 N	San Diego	0 3				80 A	Pacific	0 3	215 A	CSU Bakersfield	2 3		
						92 A	UC Santa Barbara	1 3	227 N	Nevada	1 3		
						92 H	UC Santa Barbara	0 3	264 H	UC Riverside	3 2		
						97 N	Northeastern	0 3					
LAST 10 GAMES													
21 A	Hawaii	0 3	138 A	UC Davis	0 3								
74 A	Cal St. Northridge	0 3	80 A	Pacific	0 3								
92 A	UC Santa Barbara	1 3	74 H	Cal St. Northridge	0 3								
149 H	Cal St. Fullerton	3 2	21 H	Hawaii	1 3								
264 H	UC Riverside	3 2	92 H	UC Santa Barbara	0 3								

Non-Div. I Games:

Cal Poly



Average RPI Win:	250	WON-LOST RECORD	WINNING PCT. RANK	LAST 10 GAMES	STRENGTH OF SCHEDULE	OPP. STRENGTH OF SCHEDULE	TEAM RPI	ADJ RPI	CONF. RPI	ADJ CONF. RPI	
Average RPI Loss:	168										
DIV. I ONLY		13- 11	.54167 148	4- 6	246	256	195	.45402 201	19	18	
DIV. I NON-CONF.		8- 6	.57143 137	0- 1	287	280	223	.44469 232	19	19	
<hr/>											
TOTALS	RPI 1-25	RPI 26-50		W-L RECORDS	RPI 51-100		RPI 101-150		RPI 150+		
13- 11	0- 0	0- 0		OVERALL	0- 4		0- 1		13- 6		
7- 5	0- 0	0- 0		HOME	0- 2		0- 0		7- 3		
4- 4	0- 0	0- 0		AWAY	0- 2		0- 1		4- 1		
2- 2	0- 0	0- 0		NEUTRAL	0- 0		0- 0		2- 2		
<hr/>											
8- 6	0- 0	0- 0		NON-CONFERENCE	0- 1		0- 1		8- 4		
5- 1	0- 0	0- 0		HOME	0- 0		0- 0		5- 1		
1- 3	0- 0	0- 0		AWAY	0- 1		0- 1		1- 1		
2- 2	0- 0	0- 0		NEUTRAL	0- 0		0- 0		2- 2		
<hr/>											
5- 5	0- 0	0- 0		CONFERENCE	0- 3		0- 0		5- 2		
2- 4	0- 0	0- 0		HOME	0- 2		0- 0		2- 2		
3- 1	0- 0	0- 0		AWAY	0- 1		0- 0		3- 0		
0- 0	0- 0	0- 0		NEUTRAL	0- 0		0- 0		0- 0		
<hr/>											
RPI S	Opponent	Score	RPI S	Opponent	Score	RPI S	Opponent	Score	RPI S	Opponent	Score
						66 A Duke	0 3		134 A Liberty	1 3	
						78 H Towson	0 3		155 H Delaware	0 3	
						97 A Northeastern	1 3		180 N Fairfield	3 1	
						97 H Northeastern	2 3		186 A Hofstra	3 2	
									210 H James Madison	3 2	
									217 H Georgetown	1 3	
									222 N Milwaukee	1 3	
									223 H Elon	3 1	
									230 A New Hampshire	3 2	
									232 A UNC Wilmington	3 0	
									232 H UNC Wilmington	1 3	
									250 A Georgia St.	3 1	
									258 N Central Conn. St.	2 3	
									260 H Manhattan	3 1	
									261 H Hampton	3 0	
									273 H George Mason	3 0	
									294 A Norfolk St.	1 3	
									308 H Campbell	3 1	
									317 N Holy Cross	3 0	
									321 H Howard	3 0	
LAST 10 GAMES											
				97 H Northeastern	2 3			155 H Delaware	0 3		
				273 H George Mason	3 0			78 H Towson	0 3		
				210 H James Madison	3 2			294 A Norfolk St.	1 3		
				232 H UNC Wilmington	1 3			97 A Northeastern	1 3		
				250 A Georgia St.	3 1			186 A Hofstra	3 2		

Non-Div. I Games:

William &amp; Mary

Average RPI Win: 258		WON-LOST	WINNING	LAST 10	STRENGTH OF		OPP. STRENGTH	TEAM	ADJ	CONF.	ADJ CONF.
Average RPI Loss: 160		RECORD	PCT. RANK	GAMES	SCHEDULE		OF SCHEDULE	RPI	RPI	RPI	RPI
DIV. I ONLY		13- 13	.5	170	5- 5		192	279	197	.45386	202
DIV. I NON-CONF.		6- 6	.5	157	1- 0		140	312	177	.47677	185
TOTALS		RPI 1-25	RPI 26-50		W-L RECORDS		RPI 51-100		RPI 101-150		RPI 150+
13- 13	0- 0	0- 0		OVERALL		0- 3		1- 3		12- 7	
8- 7	0- 0	0- 0		HOME		0- 2		0- 2		8- 3	
3- 6	0- 0	0- 0		AWAY		0- 1		0- 1		3- 4	
2- 0	0- 0	0- 0		NEUTRAL		0- 0		1- 0		1- 0	
6- 6	0- 0	0- 0		NON-CONFERENCE		0- 2		1- 0		5- 4	
3- 5	0- 0	0- 0		HOME		0- 2		0- 0		3- 3	
1- 1	0- 0	0- 0		AWAY		0- 0		0- 0		1- 1	
2- 0	0- 0	0- 0		NEUTRAL		0- 0		1- 0		1- 0	
7- 7	0- 0	0- 0		CONFERENCE		0- 1		0- 3		7- 3	
5- 2	0- 0	0- 0		HOME		0- 0		0- 2		5- 0	
2- 5	0- 0	0- 0		AWAY		0- 1		0- 1		2- 3	
0- 0	0- 0	0- 0		NEUTRAL		0- 0		0- 0		0- 0	
RPI S	Opponent	Score	RPI S	Opponent	Score	RPI S	Opponent	Score	RPI S	Opponent	Score
						56 H	Ohio	0 3	101 H	Furman	2 3
						83 H	Morehead St.	2 3	109 A	Samford	1 3
						87 A	Ga. Southern	0 3	109 H	Samford	0 3
									134 N	Liberty	3 2
									159 A	High Point	2 3
									178 H	American	2 3
									193 H	Wofford	3 0
									205 H	Youngstown St.	1 3
									220 A	Davidson	2 3
									223 A	Elon	3 2
									232 H	UNC Wilmington	3 2
									241 A	Chattanooga	2 3
									241 H	Chattanooga	3 1
									257 H	UNC Asheville	2 3
									261 N	Hampton	3 1
									271 A	Western Caro.	0 3
									271 H	Western Caro.	3 1
									279 A	Appalachian St.	3 1
									279 H	Appalachian St.	3 1
									298 H	South Carolina St.	3 0
									306 H	Citadel	3 2
									309 A	N.C. Central	3 1
									329 H	N.C. A&T	3 0
LAST 10 GAMES											
						109 A	Samford	1 3	101 H	Furman	2 3
						241 A	Chattanooga	2 3	220 A	Davidson	2 3
						279 H	Appalachian St.	3 1	87 A	Ga. Southern	0 3
						271 H	Western Caro.	3 1	298 H	South Carolina St.	3 0
						193 H	Wofford	3 0	241 H	Chattanooga	3 1

Non-Div. I Games:

UNC Greensboro

Average RPI Win: 227		WON-LOST	WINNING	LAST 10	STRENGTH OF		OPP. STRENGTH	TEAM	ADJ	CONF.	ADJ CONF.
Average RPI Loss: 140		RECORD	PCT. RANK	GAMES	SCHEDULE		OF SCHEDULE	RPI	RPI	RPI	RPI
DIV. I ONLY		15- 15	.5	170	6- 4		229	177	196	.45366	203
DIV. I NON-CONF.		9- 7	.5625	142	1- 0		259	218	193	.46581	203
TOTALS		RPI 1-25	RPI 26-50		W-L RECORDS		RPI 51-100		RPI 101-150		RPI 150+
15- 15	0- 1	0- 1		OVERALL		0- 3		3- 3		12- 7	
7- 3	0- 0	0- 1		HOME		0- 0		2- 1		5- 1	
5- 8	0- 1	0- 0		AWAY		0- 1		1- 2		4- 4	
3- 4	0- 0	0- 0		NEUTRAL		0- 2		0- 0		3- 2	
9- 7	0- 1	0- 0		NON-CONFERENCE		0- 3		1- 0		8- 3	
4- 0	0- 0	0- 0		HOME		0- 0		1- 0		3- 0	
2- 3	0- 1	0- 0		AWAY		0- 1		0- 0		2- 1	
3- 4	0- 0	0- 0		NEUTRAL		0- 2		0- 0		3- 2	
6- 8	0- 0	0- 1		CONFERENCE		0- 0		2- 3		4- 4	
3- 3	0- 0	0- 1		HOME		0- 0		1- 1		2- 1	
3- 5	0- 0	0- 0		AWAY		0- 0		1- 2		2- 3	
0- 0	0- 0	0- 0		NEUTRAL		0- 0		0- 0		0- 0	
RPI S	Opponent	Score		RPI S	Opponent	Score		RPI S	Opponent	Score	
13 A	Florida	1	3	30 H	Western Ky.	0	3	79 N	Georgia Tech	0	3
								84 N	Colorado	0	3
								89 A	Sam Houston St.	2	3
								118 A	Arkansas St.	0	3
								118 H	Arkansas St.	3	1
								121 A	North Texas	2	3
								121 H	North Texas	2	3
								130 A	Troy	3	1
								137 H	Houston Baptist	3	1
								156 A	UALR	2	3
								156 H	UALR	3	0
								169 N	Ill.-Chicago	2	3
								170 H	Middle Tenn.	1	3
								187 A	South Ala.	1	3
								189 N	Belmont	3	0
								192 A	FIU	3	1
								237 A	Memphis	3	1
								237 A	Lamar	1	3
								244 N	Jacksonville	2	3
								251 A	La.-Monroe	3	0
								251 H	La.-Monroe	3	0
								269 H	McNeese St.	3	0
								274 H	Southern Miss.	3	0
								285 A	Fla. Atlantic	2	3
								288 N	Texas Southern	3	0
								293 N	Alabama A&M	3	0
								301 A	New Orleans	3	0
								324 H	Southern U.	3	0
LAST 10 GAMES				LAST 10 GAMES				LAST 10 GAMES			
				156 A	UALR	2	3	130 A	Troy	3	1
				118 A	Arkansas St.	0	3	301 A	New Orleans	3	0
				121 H	North Texas	2	3	156 H	UALR	3	0
				251 H	La.-Monroe	3	0	118 H	Arkansas St.	3	1
				187 A	South Ala.	1	3	192 A	FIU	3	1

Non-Div. I Games:

La.-Lafayette

Average RPI Win:		269	WON-LOST RECORD		WINNING PCT. RANK		LAST 10 GAMES		STRENGTH OF SCHEDULE		OPP. STRENGTH OF SCHEDULE		TEAM RPI		ADJ RPI		CONF. RPI		ADJ CONF. RPI	
DIV. I ONLY			12- 16		.42857 209		7- 3		167		223		204		.45362 204		25		26	
DIV. I NON-CONF.			3- 12		.2 284		0- 0		102		107		237		.43762 235		28		27	
TOTALS		RPI 1-25		RPI 26-50		W-L RECORDS		RPI 51-100		RPI 101-150		RPI 150+								
12- 16		0- 1		0- 2		OVERALL		0- 2		0- 5		12- 6								
5- 2		0- 0		0- 0		HOME		0- 0		0- 1		5- 1								
4- 8		0- 0		0- 0		AWAY		0- 1		0- 4		4- 3								
3- 6		0- 1		0- 2		NEUTRAL		0- 1		0- 0		3- 2								
3- 12		0- 1		0- 2		NON-CONFERENCE		0- 2		0- 4		3- 3								
0- 1		0- 0		0- 0		HOME		0- 0		0- 1		0- 0								
0- 5		0- 0		0- 0		AWAY		0- 1		0- 3		0- 1								
3- 6		0- 1		0- 2		NEUTRAL		0- 1		0- 0		3- 2								
9- 4		0- 0		0- 0		CONFERENCE		0- 0		0- 1		9- 3								
5- 1		0- 0		0- 0		HOME		0- 0		0- 0		5- 1								
4- 3		0- 0		0- 0		AWAY		0- 0		0- 1		4- 2								
0- 0		0- 0		0- 0		NEUTRAL		0- 0		0- 0		0- 0								
RPI	S	Opponent		Score		RPI	S	Opponent		Score		RPI	S	Opponent		Score				
18	N	Miami (FL)		0 3		41	N	Michigan St.		0 3		61	N	San Francisco		0 3				
						47	N	Oregon St.		0 3		71	A	Col. of Charleston		1 3				
														101	A	Furman	0 3			
														103	A	Illinois St.	0 3			
														107	A	Wyoming	1 3			
														134	A	Liberty	0 3			
														143	H	East Tenn. St.	0 3			
														159	H	High Point	2 3			
														174	A	North Florida	0 3			
														217	N	Georgetown	3 1			
														220	N	Davidson	3 2			
														225	N	Florida A&M	0 3			
														235	N	Seattle	1 3			
														242	A	Coastal Caro.	2 3			
														242	H	Coastal Caro.	3 1			
														256	A	Winthrop	3 1			
														257	A	UNC Asheville	2 3			
														257	H	UNC Asheville	3 0			
														270	A	Radford	3 0			
														289	N	Eastern Wash.	3 0			
														292	A	Gardner-Webb	3 0			
														292	H	Gardner-Webb	3 0			
														295	A	Charleston So.	3 0			
														295	H	Charleston So.	3 1			
														308	H	Campbell	3 0			
LAST 10 GAMES				LAST 10 GAMES				LAST 10 GAMES				LAST 10 GAMES								
</																				

Non-Div. I Games:

Presbyterian

Average RPI Win: 259		WON-LOST RECORD		WINNING PCT. RANK		LAST 10 GAMES		STRENGTH OF SCHEDULE		OPP. STRENGTH OF SCHEDULE		TEAM RPI		ADJ RPI		CONF. RPI		ADJ CONF. RPI	
DIV. I ONLY		15- 12		.55556 139		4- 6		267		247		199		.4518 205		18		19	
DIV. I NON-CONF.		10- 4		.71429 71		0- 0		282		297		160		.4892 166		20		20	
TOTALS		RPI 1-25		RPI 26-50		W-L RECORDS		RPI 51-100		RPI 101-150		RPI 150+							
15- 12		0- 0		0- 1		OVERALL		0- 2		0- 2		15- 7							
4- 4		0- 0		0- 0		HOME		0- 1		0- 1		4- 2							
4- 6		0- 0		0- 1		AWAY		0- 0		0- 1		4- 4							
7- 2		0- 0		0- 0		NEUTRAL		0- 1		0- 0		7- 1							
10- 4		0- 0		0- 1		NON-CONFERENCE		0- 1		0- 0		10- 2							
1- 0		0- 0		0- 0		HOME		0- 0		0- 0		1- 0							
2- 2		0- 0		0- 1		AWAY		0- 0		0- 0		2- 1							
7- 2		0- 0		0- 0		NEUTRAL		0- 1		0- 0		7- 1							
5- 8		0- 0		0- 0		CONFERENCE		0- 1		0- 2		5- 5							
3- 4		0- 0		0- 0		HOME		0- 1		0- 1		3- 2							
2- 4		0- 0		0- 0		AWAY		0- 0		0- 1		2- 3							
0- 0		0- 0		0- 0		NEUTRAL		0- 0		0- 0		0- 0							
RPI S	Opponent	Score		RPI S	Opponent	Score		RPI S	Opponent	Score		RPI S	Opponent	Score					
				41 A	Michigan St.	1	3	83 N	Morehead St.	0	3	146 A	Valparaiso	1	3				
								91 H	Cleveland St.	0	3	146 H	Valparaiso	1	3				
												163 A	Akron	1	3				
												168 A	Loyola Chicago	3	2				
												168 H	Loyola Chicago	1	3				
												169 A	Ill.-Chicago	0	3				
												169 H	Ill.-Chicago	3	2				
												173 A	Green Bay	2	3				
												173 H	Green Bay	2	3				
												202 A	UNC Greensboro	3	1				
												222 A	Milwaukee	1	3				
												222 H	Milwaukee	3	1				
												232 N	UNC Wilmington	3	1				
												253 H	Robert Morris	3	0				
												255 N	Binghamton	3	2				
												262 N	Eastern Ky.	2	3				
												269 N	McNeese St.	3	2				
												275 N	SIU Edwardsville	3	1				
												281 A	Coppin St.	3	1				
												302 A	Wright St.	3	0				
												302 H	Wright St.	3	0				
												310 N	Bryant	3	0				
												315 N	Chicago St.	3	0				
												329 N	N.C. A&T	3	0				
				LAST 10 GAMES															
				302 H	Wright St.	3	0	173 H	Green Bay	2	3	315 N	Chicago St.	3	0				
				146 H	Valparaiso	1	3	91 H	Cleveland St.	0	3	329 N	N.C. A&T	3	0				
				169 A	Ill.-Chicago	0	3	146 A	Valparaiso	1	3								
				168 A	Loyola Chicago	3	2	302 A	Wright St.	3	0								
				222 H	Milwaukee	3	1	168 H	Loyola Chicago	1	3								

Non-Div. I Games:

Youngstown St.

Average RPI Win:	215	WON-LOST	WINNING	LAST 10	STRENGTH OF	OPP. STRENGTH	TEAM	ADJ	CONF.	ADJ CONF.	
Average RPI Loss:	122	RECORD	PCT. RANK	GAMES	SCHEDULE	OF SCHEDULE	RPI	RPI	RPI	RPI	
DIV. I ONLY	10- 18	.35714	242	2- 8	138	122	207	.45154	206	8	8
DIV. I NON-CONF.	8- 7	.53333	155	0- 0	216	182	181	.4719	192	9	9
<hr/>											
TOTALS	RPI 1-25	RPI 26-50		W-L RECORDS		RPI 51-100		RPI 101-150		RPI 150+	
10- 18	0- 2	1- 3		OVERALL		0- 1		1- 7		8- 5	
2- 6	0- 1	0- 0		HOME		0- 1		1- 3		1- 1	
3- 9	0- 0	1- 3		AWAY		0- 0		0- 2		2- 4	
5- 3	0- 1	0- 0		NEUTRAL		0- 0		0- 2		5- 0	
<hr/>											
8- 7	0- 1	1- 1		NON-CONFERENCE		0- 0		0- 2		7- 3	
1- 1	0- 0	0- 0		HOME		0- 0		0- 0		1- 1	
2- 3	0- 0	1- 1		AWAY		0- 0		0- 0		1- 2	
5- 3	0- 1	0- 0		NEUTRAL		0- 0		0- 2		5- 0	
<hr/>											
2- 11	0- 1	0- 2		CONFERENCE		0- 1		1- 5		1- 2	
1- 5	0- 1	0- 0		HOME		0- 1		1- 3		0- 0	
1- 6	0- 0	0- 2		AWAY		0- 0		0- 2		1- 2	
0- 0	0- 0	0- 0		NEUTRAL		0- 0		0- 0		0- 0	
<hr/>											
RPI S	Opponent	Score	RPI S	Opponent	Score	RPI S	Opponent	Score	RPI S	Opponent	Score
7 H	Louisville	0 3	28 A	Iowa St.	3 2	85 H	Cincinnati	0 3	105 A	Seton Hall	1 3
11 N	Kansas St.	0 3	33 A	Creighton	0 3				112 H	St. John's (NY)	1 3
			34 A	Notre Dame	0 3				113 A	Rutgers	1 3
			36 A	Marquette	0 3				116 N	Iowa	2 3
									117 H	Connecticut	0 3
									127 H	South Fla.	3 2
									132 H	Pittsburgh	0 3
									147 N	Denver	0 3
									169 N	Ill.-Chicago	3 2
									195 A	Villanova	1 3
									196 A	Colgate	3 1
									207 H	Niagara	3 2
									217 A	Georgetown	3 2
									226 A	DePaul	1 3
									233 A	Buffalo	0 3
									234 A	Neb. Omaha	0 3
									255 H	Binghamton	2 3
									289 N	Eastern Wash.	3 0
									304 N	Hartford	3 0
									307 N	Dartmouth	3 1
									310 N	Bryant	3 1
<hr/>											
LAST 10 GAMES											
117 H Connecticut					0 3	7 H Louisville					0 3
112 H St. John's (NY)					1 3	105 A Seton Hall					1 3
217 A Georgetown					3 2	113 A Rutgers					1 3
195 A Villanova					1 3	132 H Pittsburgh					0 3
85 H Cincinnati					0 3	127 H South Fla.					3 2

Non-Div. I Games:

Syracuse

Average RPI Win: 262		WON-LOST	WINNING	LAST 10	STRENGTH OF	OPP. STRENGTH	TEAM	ADJ	CONF.	ADJ CONF.					
Average RPI Loss: 185		RECORD	PCT. RANK	GAMES	SCHEDULE	OF SCHEDULE	RPI	RPI	RPI	RPI					
DIV. I ONLY		15- 11	.57692	122	8- 2	262	278	192	.4514	207	26	28			
DIV. I NON-CONF.		3- 7	.3	256	0- 0	271	184	275	.39287	269	29	29			
<hr/>															
TOTALS		RPI 1-25		RPI 26-50		W-L RECORDS		RPI 51-100		RPI 101-150		RPI 150+			
15- 11		0- 0		0- 0		OVERALL		0- 2		0- 1		15- 8			
7- 2		0- 0		0- 0		HOME		0- 0		0- 0		7- 2			
6- 5		0- 0		0- 0		AWAY		0- 1		0- 0		6- 4			
2- 4		0- 0		0- 0		NEUTRAL		0- 1		0- 1		2- 2			
3- 7		0- 0		0- 0		NON-CONFERENCE		0- 2		0- 1		3- 4			
0- 0		0- 0		0- 0		HOME		0- 0		0- 0		0- 0			
1- 3		0- 0		0- 0		AWAY		0- 1		0- 0		1- 2			
2- 4		0- 0		0- 0		NEUTRAL		0- 1		0- 1		2- 2			
12- 4		0- 0		0- 0		CONFERENCE		0- 0		0- 0		12- 4			
7- 2		0- 0		0- 0		HOME		0- 0		0- 0		7- 2			
5- 2		0- 0		0- 0		AWAY		0- 0		0- 0		5- 2			
0- 0		0- 0		0- 0		NEUTRAL		0- 0		0- 0		0- 0			
RPI	S	Opponent	Score	RPI	S	Opponent	Score	RPI	S	Opponent	Score				
						56 A	Ohio	0		3	144 N	Montana St.	2		3
						95 N	South Carolina	1		3	168 N	Loyola Chicago	0		3
											177 A	Siena	1		3
											177 H	Siena	3		2
											180 H	Fairfield	0		3
											189 N	Belmont	0		3
											190 A	Canisius	3		1
											190 H	Canisius	3		1
											206 A	Syracuse	2		3
											245 A	Loyola Maryland	3		1
											245 H	Loyola Maryland	3		1
											260 A	Manhattan	1		3
											260 H	Manhattan	2		3
											265 N	Navy	3		2
											266 H	Iona	3		0
											273 A	George Mason	3		0
											282 A	Marist	3		0
											282 H	Marist	3		0
											290 A	Rider	3		1
											290 H	Rider	3		1
											291 N	Bucknell	3		0
											296 A	La Salle	2		3
											325 A	Saint Peter's	3		0
											325 H	Saint Peter's	3		1
LAST 10 GAMES															
						260 H	Manhattan	2		3	282 H	Marist	3		0
						325 H	Saint Peter's	3		1	190 H	Canisius	3		1
						290 A	Rider	3		1	180 H	Fairfield	0		3
						245 A	Loyola Maryland	3		1	266 H	Iona	3		0
						177 H	Siena	3		2	190 A	Canisius	3		1

Non-Div. I Games:

Niagara

Average RPI Win: 265		WON-LOST RECORD		WINNING PCT. RANK		LAST 10 GAMES		STRENGTH OF SCHEDULE		OPP. STRENGTH OF SCHEDULE		TEAM RPI		ADJ RPI		CONF. RPI		ADJ CONF. RPI			
Average RPI Loss: 150																					
DIV. I ONLY		11- 12		.47826 189		6- 4		188		263		200		.45133 208		27		27			
DIV. I NON-CONF.		4- 7		.36364 234		1- 1		135		150		213		.46416 209		26		25			
TOTALS		RPI 1-25		RPI 26-50		W-L RECORDS		RPI 51-100		RPI 101-150		RPI 150+									
11- 12		0- 1		0- 1		OVERALL		0- 1		0- 2		11- 7									
5- 3		0- 0		0- 0		HOME		0- 0		0- 1		5- 2									
5- 6		0- 0		0- 0		AWAY		0- 1		0- 1		5- 4									
1- 3		0- 1		0- 1		NEUTRAL		0- 0		0- 0		1- 1									
4- 7		0- 1		0- 1		NON-CONFERENCE		0- 1		0- 2		4- 2									
2- 1		0- 0		0- 0		HOME		0- 0		0- 1		2- 0									
1- 3		0- 0		0- 0		AWAY		0- 1		0- 1		1- 1									
1- 3		0- 1		0- 1		NEUTRAL		0- 0		0- 0		1- 1									
7- 5		0- 0		0- 0		CONFERENCE		0- 0		0- 0		7- 5									
3- 2		0- 0		0- 0		HOME		0- 0		0- 0		3- 2									
4- 3		0- 0		0- 0		AWAY		0- 0		0- 0		4- 3									
0- 0		0- 0		0- 0		NEUTRAL		0- 0		0- 0		0- 0									
RPI	S	Opponent		Score		RPI	S	Opponent		Score		RPI	S	Opponent		Score					
12	N	Southern California		0 3		30	N	Western Ky.		0 3		67	A	TCU		0 3		113	H	Rutgers	2 3
																		133	A	Virginia	0 3
																		155	N	Delaware	1 3
																		160	A	Army	0 3
																		178	A	American	3 2
																		178	H	American	0 3
																		179	A	Princeton	3 2
																		195	A	Villanova	1 3
																		196	A	Colgate	3 1
																		196	H	Colgate	0 3
																		265	A	Navy	2 3
																		265	H	Navy	3 0
																		287	N	Prairie View	3 0
																		290	H	Rider	3 1
																		291	A	Bucknell	2 3
																		291	H	Bucknell	3 1
																		299	A	Lafayette	3 0
																		299	H	Lafayette	3 0
																		314	H	Delaware St.	3 0
																		317	A	Holy Cross	3 0
						LAST 10 GAMES															
						265 H Navy						291 A Bucknell									
						178 H American						317 A Holy Cross									
						299 H Lafayette						160 A Army									
						314 H Delaware St.						195 A Villanova									
						196 A Colgate						299 A Lafayette									

Non-Div. I Games:

Lehigh



Average RPI Win: 261		WON-LOST RECORD		WINNING PCT. RANK		LAST 10 GAMES		STRENGTH OF SCHEDULE		OPP. STRENGTH OF SCHEDULE		TEAM RPI		ADJ RPI		CONF. RPI		ADJ CONF. RPI	
Average RPI Loss: 141																			
DIV. I ONLY		12- 16		.42857 209		3- 7		152		244		203		.4512 209		24		24	
DIV. I NON-CONF.		6- 8		.42857 200		0- 0		94		236		161		.4955 155		23		23	
TOTALS		RPI 1-25		RPI 26-50		W-L RECORDS		RPI 51-100		RPI 101-150		RPI 150+							
12- 16		0- 1		0- 0		OVERALL		0- 6		0- 0		12- 9							
1- 6		0- 0		0- 0		HOME		0- 1		0- 0		1- 5							
6- 5		0- 1		0- 0		AWAY		0- 3		0- 0		6- 1							
5- 5		0- 0		0- 0		NEUTRAL		0- 2		0- 0		5- 3							
6- 8		0- 1		0- 0		NON-CONFERENCE		0- 4		0- 0		6- 3							
0- 0		0- 0		0- 0		HOME		0- 0		0- 0		0- 0							
1- 3		0- 1		0- 0		AWAY		0- 2		0- 0		1- 0							
5- 5		0- 0		0- 0		NEUTRAL		0- 2		0- 0		5- 3							
6- 8		0- 0		0- 0		CONFERENCE		0- 2		0- 0		6- 6							
1- 6		0- 0		0- 0		HOME		0- 1		0- 0		1- 5							
5- 2		0- 0		0- 0		AWAY		0- 1		0- 0		5- 1							
0- 0		0- 0		0- 0		NEUTRAL		0- 0		0- 0		0- 0							
RPI S	Opponent	Score		RPI S	Opponent	Score		RPI S	Opponent	Score		RPI S	Opponent	Score					
19 A	Purdue	1	3					51 A	Auburn	0	3	159 N	High Point	2	3				
								59 N	Bowling Green	1	3	161 N	UAB	0	3				
								72 A	Central Ark.	0	3	164 N	South Dakota	3	2				
								83 A	Morehead St.	2	3	164 N	South Dakota	2	3				
								83 H	Morehead St.	2	3	183 A	Austin Peay	3	1				
								87 N	Ga. Southern	0	3	185 H	Southeast Mo. St.	0	3				
												189 A	Belmont	0	3				
												189 H	Belmont	0	3				
												218 A	Tennessee St.	3	1				
												218 H	Tennessee St.	1	3				
												240 N	Southeastern La.	3	0				
												254 H	Eastern Ill.	1	3				
												262 A	Eastern Ky.	3	2				
												262 H	Eastern Ky.	3	2				
												263 N	Jackson St.	3	0				
												275 H	SIU Edwardsville	1	3				
												297 A	Murray St.	3	0				
												303 A	Tennessee Tech	3	0				
												311 N	Ark.-Pine Bluff	3	0				
												312 A	Alabama St.	3	0				
												316 N	Stetson	3	2				
LAST 10 GAMES																			
275 H	SIU Edwardsville	1	3	218 H	Tennessee St.	1	3												
254 H	Eastern Ill.	1	3	262 H	Eastern Ky.	3	2												
83 A	Morehead St.	2	3	83 H	Morehead St.	2	3												
262 A	Eastern Ky.	3	2	218 A	Tennessee St.	3	1												
189 H	Belmont	0	3	189 A	Belmont	0	3												

Non-Div. I Games:

Jacksonville St.

Average RPI Win: 255		WON-LOST	WINNING	LAST 10	STRENGTH OF		OPP. STRENGTH	TEAM	ADJ	CONF.	ADJ CONF.
Average RPI Loss: 126		RECORD	PCT. RANK	GAMES	SCHEDULE		OF SCHEDULE	RPI	RPI	RPI	RPI
DIV. I ONLY		11- 14	.44	202	3- 7		240	175	218	.44982	210
DIV. I NON-CONF.		7- 8	.46667	178	0- 1		188	169	198	.47829	181
TOTALS		RPI 1-25	RPI 26-50		W-L RECORDS		RPI 51-100		RPI 101-150		RPI 150+
11- 14	0- 1	0- 0		OVERALL		0- 5		0- 4		11- 4	
5- 4	0- 1	0- 0		HOME		0- 1		0- 2		5- 0	
2- 8	0- 0	0- 0		AWAY		0- 2		0- 2		2- 4	
4- 2	0- 0	0- 0		NEUTRAL		0- 2		0- 0		4- 0	
7- 8	0- 1	0- 0		NON-CONFERENCE		0- 3		0- 4		7- 0	
2- 3	0- 1	0- 0		HOME		0- 0		0- 2		2- 0	
1- 3	0- 0	0- 0		AWAY		0- 1		0- 2		1- 0	
4- 2	0- 0	0- 0		NEUTRAL		0- 2		0- 0		4- 0	
4- 6	0- 0	0- 0		CONFERENCE		0- 2		0- 0		4- 4	
3- 1	0- 0	0- 0		HOME		0- 1		0- 0		3- 0	
1- 5	0- 0	0- 0		AWAY		0- 1		0- 0		1- 4	
0- 0	0- 0	0- 0		NEUTRAL		0- 0		0- 0		0- 0	
RPI S	Opponent	Score		RPI S	Opponent	Score		RPI S	Opponent	Score	
6 H	Minnesota	1	3					58 N	Wisconsin	0	3
								60 A	Long Beach St.	0	3
								74 N	Cal St. Northridge	0	3
								78 H	Towson	2	3
								97 A	Northeastern	0	3
								105 H	Seton Hall	1	3
								127 A	South Fla.	1	3
								133 H	Virginia	2	3
								134 A	Liberty	0	3
								155 H	Delaware	3	0
								186 A	Hofstra	1	3
								192 N	FIU	3	1
								201 A	William & Mary	2	3
								232 A	UNC Wilmington	1	3
								243 A	UMBC	3	1
								250 A	Georgia St.	3	0
								250 H	Georgia St.	3	0
								253 N	Robert Morris	3	0
								270 H	Radford	3	0
								273 A	George Mason	2	3
								273 H	George Mason	3	1
								279 H	Appalachian St.	3	0
								321 N	Howard	3	1
								322 N	Bethune-Cookman	3	0
LAST 10 GAMES											
273 A	George Mason	2	3	78 H	Towson	2	3				
232 A	UNC Wilmington	1	3	155 H	Delaware	3	0				
201 A	William & Mary	2	3	97 A	Northeastern	0	3				
250 A	Georgia St.	3	0	186 A	Hofstra	1	3				
133 H	Virginia	2	3	273 H	George Mason	3	1				

Non-Div. I Games:

James Madison

T  
o  
l  
e  
d  
o

Toledo				Through Games Of Sunday, Nov. 4, 2012											
Average RPI Win:		232	WON-LOST RECORD	WINNING PCT. RANK	LAST 10 GAMES	STRENGTH OF SCHEDULE	OPP. STRENGTH OF SCHEDULE	TEAM RPI	ADJ RPI	CONF. RPI	ADJ CONF. RPI				
Average RPI Loss:		104													
DIV. I ONLY			8- 19	.2963	275	1- 9	148	102	229	.4489	211	11	11		
DIV. I NON-CONF.			6- 7	.46154	182	0- 1	151	106	168	.49509	156	11	11		
-----															
TOTALS		RPI 1-25		RPI 26-50		W-L RECORDS		RPI 51-100		RPI 101-150		RPI 150+			
8- 19		0- 2		0- 0		OVERALL		0- 6		1- 9		7- 2			
4- 8		0- 0		0- 0		HOME		0- 4		1- 4		3- 0			
0- 9		0- 1		0- 0		AWAY		0- 2		0- 4		0- 2			
4- 2		0- 1		0- 0		NEUTRAL		0- 0		0- 1		4- 0			
6- 7		0- 2		0- 0		NON-CONFERENCE		0- 1		1- 4		5- 0			
2- 2		0- 0		0- 0		HOME		0- 1		1- 1		1- 0			
0- 3		0- 1		0- 0		AWAY		0- 0		0- 2		0- 0			
4- 2		0- 1		0- 0		NEUTRAL		0- 0		0- 1		4- 0			
2- 12		0- 0		0- 0		CONFERENCE		0- 5		0- 5		2- 2			
2- 6		0- 0		0- 0		HOME		0- 3		0- 3		2- 0			
0- 6		0- 0		0- 0		AWAY		0- 2		0- 2		0- 2			
0- 0		0- 0		0- 0		NEUTRAL		0- 0		0- 0		0- 0			
-----															
RPI	S	Opponent	Score	RPI	S	Opponent	Score	RPI	S	Opponent	Score	RPI	S	Opponent	Score
9	N	Oregon	0 3					56	H	Ohio	2 3	103	H	Illinois St.	1 3
23	A	Ohio St.	0 3					59	A	Bowling Green	1 3	116	N	Iowa	1 3
								62	H	IPFW	1 3	119	A	Oakland	0 3
								73	A	Western Mich.	0 3	123	H	FGCU	3 1
								73	H	Western Mich.	1 3	124	A	Northern Ill.	0 3
								94	H	Eastern Mich.	2 3	124	H	Northern Ill.	1 3
												126	H	Central Mich.	1 3
												135	A	Ball St.	0 3
												135	H	Ball St.	2 3
												141	A	Wake Forest	0 3
												163	A	Akron	1 3
												199	N	Houston	3 2
												224	H	Kent St.	3 0
												233	H	Buffalo	3 1
												237	H	Memphis	3 1
												239	A	Miami (OH)	0 3
												254	N	Eastern Ill.	3 2
												279	N	Appalachian St.	3 0
												308	N	Campbell	3 0
-----															
				LAST 10 GAMES											
				73	H	Western Mich.	1 3	239	A	Miami (OH)	0 3				
				124	H	Northern Ill.	1 3	62	H	IPFW	1 3				
				163	A	Akron	1 3	224	H	Kent St.	3 0				
				135	H	Ball St.	2 3	56	H	Ohio	2 3				
				59	A	Bowling Green	1 3	126	H	Central Mich.	1 3				

T  
o  
l  
e  
d  
o

Non-Div. I Games:

Toledo

Average RPI Win: 252		WON-LOST	WINNING	LAST 10	STRENGTH OF		OPP. STRENGTH	TEAM	ADJ	CONF.	ADJ CONF.
Average RPI Loss: 160		RECORD	PCT. RANK	GAMES	SCHEDULE		OF SCHEDULE	RPI	RPI	RPI	RPI
DIV. I ONLY		16- 15	.51613	169	212		269	198	.44798	212	21
DIV. I NON-CONF.		11- 4	.73333	64	236		298	129	.51123	131	24
<hr/>											
TOTALS		RPI 1-25	RPI 26-50		W-L RECORDS		RPI 51-100		RPI 101-150		RPI 150+
16- 15		0- 0	0- 0		OVERALL		0- 4		1- 3		15- 8
6- 7		0- 0	0- 0		HOME		0- 1		1- 2		5- 4
7- 4		0- 0	0- 0		AWAY		0- 1		0- 1		7- 2
3- 4		0- 0	0- 0		NEUTRAL		0- 2		0- 0		3- 2
11- 4		0- 0	0- 0		NON-CONFERENCE		0- 2		1- 0		10- 2
4- 0		0- 0	0- 0		HOME		0- 0		1- 0		3- 0
4- 0		0- 0	0- 0		AWAY		0- 0		0- 0		4- 0
3- 4		0- 0	0- 0		NEUTRAL		0- 2		0- 0		3- 2
5- 11		0- 0	0- 0		CONFERENCE		0- 2		0- 3		5- 6
2- 7		0- 0	0- 0		HOME		0- 1		0- 2		2- 4
3- 4		0- 0	0- 0		AWAY		0- 1		0- 1		3- 2
0- 0		0- 0	0- 0		NEUTRAL		0- 0		0- 0		0- 0
RPI S	Opponent	Score	RPI S	Opponent	Score	RPI S	Opponent	Score	RPI S	Opponent	Score
						78 N	Towson	0 3	123 A	FGCU	1 3
						93 N	New Mexico	0 3	123 H	FGCU	0 3
						96 A	Lipscomb	1 3	130 H	Troy	3 1
						96 H	Lipscomb	0 3	143 H	East Tenn. St.	0 3
									158 A	Northern Ky.	1 3
									158 H	Northern Ky.	0 3
									165 N	UMES	0 3
									174 A	North Florida	3 0
									174 H	North Florida	0 3
									182 A	Mississippi St.	3 2
									218 H	Tennessee St.	3 0
									231 A	Charlotte	3 0
									241 H	Chattanooga	3 1
									244 A	Jacksonville	3 2
									244 H	Jacksonville	2 3
									247 N	Southern Utah	0 3
									248 H	Mercer	2 3
									251 N	La.-Monroe	3 1
									257 N	UNC Asheville	3 0
									259 A	USC Upstate	0 3
									259 H	USC Upstate	3 1
									263 N	Jackson St.	3 1
									309 H	N.C. Central	3 0
									312 A	Alabama St.	3 0
									316 A	Stetson	3 0
									316 H	Stetson	3 0
									327 A	Savannah St.	3 0
			LAST 10 GAMES								
			158 A	Northern Ky.	1 3	316 A	Stetson	3 0			
			96 A	Lipscomb	1 3	143 H	East Tenn. St.	0 3			
			244 H	Jacksonville	2 3	248 H	Mercer	2 3			
			174 H	North Florida	0 3	259 A	USC Upstate	0 3			
			123 A	FGCU	1 3	174 A	North Florida	3 0			

Non-Div. I Games:

Kennesaw St.

Average RPI Win:	232	WON-LOST RECORD	WINNING PCT. RANK	LAST 10 GAMES	STRENGTH OF SCHEDULE	OPP. STRENGTH OF SCHEDULE	TEAM RPI	ADJ RPI	CONF. RPI	ADJ CONF. RPI	
Average RPI Loss:	140										
DIV. I ONLY		10- 16	.38462 226	4- 6	144	182	208	.44711 213	13	14	
DIV. I NON-CONF.		4- 9	.30769 255	0- 1	158	208	240	.43124 242	13	15	
<hr/>											
TOTALS	RPI 1-25	RPI 26-50		W-L RECORDS	RPI 51-100		RPI 101-150		RPI 150+		
10- 16	0- 0	0- 2		OVERALL	0- 2		0- 5		10- 7		
6- 4	0- 0	0- 0		HOME	0- 1		0- 1		6- 2		
2- 8	0- 0	0- 2		AWAY	0- 1		0- 2		2- 3		
2- 4	0- 0	0- 0		NEUTRAL	0- 0		0- 2		2- 2		
<hr/>											
4- 9	0- 0	0- 1		NON-CONFERENCE	0- 0		0- 4		4- 4		
2- 1	0- 0	0- 0		HOME	0- 0		0- 1		2- 0		
0- 4	0- 0	0- 1		AWAY	0- 0		0- 1		0- 2		
2- 4	0- 0	0- 0		NEUTRAL	0- 0		0- 2		2- 2		
<hr/>											
6- 7	0- 0	0- 1		CONFERENCE	0- 2		0- 1		6- 3		
4- 3	0- 0	0- 0		HOME	0- 1		0- 0		4- 2		
2- 4	0- 0	0- 1		AWAY	0- 1		0- 1		2- 1		
0- 0	0- 0	0- 0		NEUTRAL	0- 0		0- 0		0- 0		
<hr/>											
RPI S	Opponent	Score	RPI S	Opponent	Score	RPI S	Opponent	Score	RPI S	Opponent	Score
			27 A	Dayton	0 3	68 A	Xavier	0 3	105 H	Seton Hall	2 3
			38 A	Colorado St.	0 3	69 H	VCU	0 3	111 A	Duquesne	0 3
									113 A	Rutgers	1 3
									133 N	Virginia	0 3
									147 N	Denver	0 3
									157 H	Butler	0 3
									162 A	George Washington	3 2
									171 A	Temple	0 3
									171 H	Temple	3 2
									172 H	Saint Louis	3 2
									176 A	Columbia	0 3
									186 N	Hofstra	2 3
									190 H	Canisius	3 2
									196 N	Colgate	1 3
									230 N	New Hampshire	3 2
									231 H	Charlotte	3 0
									266 N	Iona	3 2
									267 A	Brown	1 3
									277 H	Fordham	1 3
									296 A	La Salle	3 0
									296 H	La Salle	3 2
									304 H	Hartford	3 0
			LAST 10 GAMES								
			162 A	George Washington	3 2	296 H	La Salle	3 2			
			111 A	Duquesne	0 3	27 A	Dayton	0 3			
			157 H	Butler	0 3	68 A	Xavier	0 3			
			172 H	Saint Louis	3 2	277 H	Fordham	1 3			
			171 H	Temple	3 2	267 A	Brown	1 3			

**Non-Div. I Games:**

Rhode Island

SMU

Average RPI Win: 221

Average RPI Loss: 118

WON-LOST RECORD

WINNING PCT. RANK

LAST 10 GAMES

STRENGTH OF SCHEDULE

OPP. STRENGTH OF SCHEDULE

TEAM RPI

ADJ RPI

CONF. RPI

ADJ CONF. RPI

DIV. I ONLY

DIV. I NON-CONF.

9- 17

3- 9

.34615 249

.25 268

5- 5

0- 0

128

50

167

105

211

175

.44649 214

.48245 178

22

18

22

17

TOTALS

RPI 1-25

RPI 26-50

W-L RECORDS

RPI 51-100

RPI 101-150

RPI 150+

9- 17

0- 1

0- 1

OVERALL

1- 6

1- 4

7- 5

4- 5

0- 0

0- 1

HOME

0- 2

1- 1

3- 1

2- 9

0- 1

0- 0

AWAY

0- 3

0- 2

2- 3

3- 3

0- 0

0- 0

NEUTRAL

1- 1

0- 1

2- 1

3- 9

0- 1

0- 1

NON-CONFERENCE

1- 4

0- 2

2- 1

0- 3

0- 0

0- 1

HOME

0- 1

0- 1

0- 0

0- 3

0- 1

0- 0

AWAY

0- 2

0- 0

0- 0

3- 3

0- 0

0- 0

NEUTRAL

1- 1

0- 1

2- 1

6- 8

0- 0

0- 0

CONFERENCE

0- 2

1- 2

5- 4

4- 2

0- 0

0- 0

HOME

0- 1

1- 0

3- 1

2- 6

0- 0

0- 0

AWAY

0- 1

0- 2

2- 3

0- 0

0- 0

0- 0

NEUTRAL

0- 0

0- 0

0- 0

RPI S Opponent Score

RPI S Opponent Score

RPI S Opponent Score

RPI S Opponent Score

25 A Oklahoma 0 3

42 H Wichita St. 2 3

51 H Auburn 0 3

110 A Rice 2 3

63 A Tulsa 1 3

63 H Tulsa 0 3

67 A TCU 0 3

129 A UTEP 1 3

79 A Georgia Tech 2 3

93 N New Mexico 0 3

100 N A&M-Corpus Christi 3 0

129 H UTEP 3 1

148 H Texas St. 0 3

149 N Cal St. Fullerton 0 3

156 N UALR 3 2

160 N Army 1 3

161 A UAB 2 3

191 H Marshall 2 3

198 A UCF 3 1

199 A Houston 0 3

237 H Memphis 3 2

274 A Southern Miss. 3 0

280 A Tulane 0 3

280 H Tulane 3 2

295 N Charleston So. 3 0

318 H East Carolina 3 0

LAST 10 GAMES

280 A Tulane 0 3

129 A UTEP 1 3

237 H Memphis 3 2

161 A UAB 2 3

63 H Tulsa 0 3

129 H UTEP 3 1

280 H Tulane 3 2

274 A Southern Miss. 3 0

198 A UCF 3 1

199 A Houston 0 3

S  
M  
U

Non-Div. I Games:

SMU

Average RPI Win: 249		WON-LOST RECORD		WINNING PCT. RANK		LAST 10 GAMES		STRENGTH OF SCHEDULE		OPP. STRENGTH OF SCHEDULE		TEAM RPI		ADJ RPI		CONF. RPI		ADJ CONF. RPI	
DIV. I ONLY		12- 15		.44444 200		5- 5		226		204		217		.44615 215		30		29	
DIV. I NON-CONF.		12- 15		.44444 193		5- 5		208		210		222		.44615 229		30		30	
TOTALS		RPI 1-25		RPI 26-50		W-L RECORDS		RPI 51-100		RPI 101-150		RPI 150+							
12- 15		0- 0		0- 0		OVERALL		0- 7		1- 4		11- 4							
6- 3		0- 0		0- 0		HOME		0- 2		1- 0		5- 1							
3- 8		0- 0		0- 0		AWAY		0- 4		0- 1		3- 3							
3- 4		0- 0		0- 0		NEUTRAL		0- 1		0- 3		3- 0							
12- 15		0- 0		0- 0		NON-CONFERENCE		0- 7		1- 4		11- 4							
6- 3		0- 0		0- 0		HOME		0- 2		1- 0		5- 1							
3- 8		0- 0		0- 0		AWAY		0- 4		0- 1		3- 3							
3- 4		0- 0		0- 0		NEUTRAL		0- 1		0- 3		3- 0							
0- 0		0- 0		0- 0		CONFERENCE		0- 0		0- 0		0- 0							
0- 0		0- 0		0- 0		HOME		0- 0		0- 0		0- 0							
0- 0		0- 0		0- 0		AWAY		0- 0		0- 0		0- 0							
0- 0		0- 0		0- 0		NEUTRAL		0- 0		0- 0		0- 0							
RPI	S	Opponent		Score		RPI	S	Opponent		Score		RPI	S	Opponent		Score			
						55	A	Loyola Marymount	0	3		120	N	Washington St.	1	3			
						65	A	Fresno St.	0	3		120	N	Washington St.	0	3			
						65	H	Fresno St.	1	3		149	N	Cal St. Fullerton	1	3			
						75	A	UNLV	0	3		150	A	Utah Valley	1	3			
						84	A	Colorado	2	3		150	H	Utah Valley	3	2			
						90	N	Northern Ariz.	1	3		153	A	Boise St.	0	3			
						93	H	New Mexico	1	3		153	H	Boise St.	1	3			
												165	H	UMES	3	1			
												165	H	UMES	3	1			
												175	A	Air Force	0	3			
												200	H	Cal Poly	3	2			
												227	A	Nevada	3	1			
												247	H	Southern Utah	3	1			
												264	A	UC Riverside	1	3			
												291	H	Bucknell	3	0			
												294	N	Norfolk St.	3	0			
												306	N	Citadel	3	0			
												312	A	Alabama St.	3	0			
												312	A	Alabama St.	3	1			
												315	N	Chicago St.	3	0			
LAST 10 GAMES																			
						153	A	Boise St.	0	3		150	A	Utah Valley	1	3			
						264	A	UC Riverside	1	3		65	A	Fresno St.	0	3			
						247	H	Southern Utah	3	1		312	A	Alabama St.	3	1			
						65	H	Fresno St.	1	3		312	A	Alabama St.	3	0			
						315	N	Chicago St.	3	0		291	H	Bucknell	3	0			

Non-Div. I Games:

CSU Bakersfield

Average RPI Win: 205		WON-LOST	WINNING	LAST 10	STRENGTH OF		OPP. STRENGTH	TEAM	ADJ	CONF.	ADJ CONF.
Average RPI Loss: 144		RECORD	PCT. RANK	GAMES	SCHEDULE		OF SCHEDULE	RPI	RPI	RPI	RPI
DIV. I ONLY		10- 15	.4 220	3- 7	201		166	221	.44552	216	12 12
DIV. I NON-CONF.		6- 5	.54545 148	1- 0	257		188	197	.46854	198	15 14
TOTALS		RPI 1-25	RPI 26-50	W-L RECORDS	RPI 51-100		RPI 101-150	RPI 150+			
10- 15	0- 0		0- 1	OVERALL	0- 1		1- 8	9- 5			
1- 6	0- 0		0- 0	HOME	0- 0		0- 3	1- 3			
6- 6	0- 0		0- 0	AWAY	0- 1		1- 3	5- 2			
3- 3	0- 0		0- 1	NEUTRAL	0- 0		0- 2	3- 0			
6- 5	0- 0		0- 1	NON-CONFERENCE	0- 0		0- 2	6- 2			
1- 0	0- 0		0- 0	HOME	0- 0		0- 0	1- 0			
2- 2	0- 0		0- 0	AWAY	0- 0		0- 0	2- 2			
3- 3	0- 0		0- 1	NEUTRAL	0- 0		0- 2	3- 0			
4- 10	0- 0		0- 0	CONFERENCE	0- 1		1- 6	3- 3			
0- 6	0- 0		0- 0	HOME	0- 0		0- 3	0- 3			
4- 4	0- 0		0- 0	AWAY	0- 1		1- 3	3- 0			
0- 0	0- 0		0- 0	NEUTRAL	0- 0		0- 0	0- 0			
RPI S	Opponent	Score	RPI S	Opponent	Score	RPI S	Opponent	Score	RPI S	Opponent	Score
			40 N	Santa Clara	0 3	62 A	IPFW	1 3	106 N	Indiana	0 3
									119 A	Oakland	3 2
									125 A	IUPUI	1 3
									125 H	IUPUI	0 3
									140 A	South Dakota St.	1 3
									140 H	South Dakota St.	1 3
									141 A	UMKC	0 3
									141 H	UMKC	2 3
									144 N	Montana St.	2 3
									154 N	Stephen F. Austin	3 0
									157 A	Butler	1 3
									164 A	South Dakota	3 0
									164 H	South Dakota	1 3
									167 A	North Dakota St.	3 2
									167 H	North Dakota St.	1 3
									168 N	Loyola Chicago	3 0
									172 A	Saint Louis	3 0
									234 A	Neb. Omaha	3 1
									234 H	Neb. Omaha	2 3
									275 A	SIU Edwardsville	1 3
									275 N	SIU Edwardsville	3 2
									286 A	Indiana St.	3 2
									315 H	Chicago St.	3 0
				LAST 10 GAMES							
			125 A	IUPUI	1 3	141 A	UMKC	0 3			
			234 A	Neb. Omaha	3 1	62 A	IPFW	1 3			
			167 H	North Dakota St.	1 3	125 H	IUPUI	0 3			
			140 H	South Dakota St.	1 3	172 A	Saint Louis	3 0			
			164 A	South Dakota	3 0	234 H	Neb. Omaha	2 3			

Non-Div. I Games:

Western Ill.



Average RPI Win: 226		WON-LOST RECORD		WINNING PCT. RANK		LAST 10 GAMES		STRENGTH OF SCHEDULE		OPP. STRENGTH OF SCHEDULE		TEAM RPI		ADJ RPI		CONF. RPI		ADJ CONF. RPI	
DIV. I ONLY		7- 19		.26923 282		1- 9		97		134		215		.44523 217		8		8	
DIV. I NON-CONF.		6- 7		.46154 182		0- 0		134		209		170		.47917 180		9		9	
TOTALS		RPI 1-25		RPI 26-50		W-L RECORDS		RPI 51-100		RPI 101-150		RPI 150+							
7- 19		0- 1		0- 3		OVERALL		0- 3		1- 7		6- 5							
1- 7		0- 0		0- 2		HOME		0- 0		0- 3		1- 2							
2- 9		0- 1		0- 0		AWAY		0- 3		0- 4		2- 1							
4- 3		0- 0		0- 1		NEUTRAL		0- 0		1- 0		3- 2							
6- 7		0- 0		0- 1		NON-CONFERENCE		0- 2		1- 1		5- 3							
0- 1		0- 0		0- 0		HOME		0- 0		0- 1		0- 0							
2- 3		0- 0		0- 0		AWAY		0- 2		0- 0		2- 1							
4- 3		0- 0		0- 1		NEUTRAL		0- 0		1- 0		3- 2							
1- 12		0- 1		0- 2		CONFERENCE		0- 1		0- 6		1- 2							
1- 6		0- 0		0- 2		HOME		0- 0		0- 2		1- 2							
0- 6		0- 1		0- 0		AWAY		0- 1		0- 4		0- 0							
0- 0		0- 0		0- 0		NEUTRAL		0- 0		0- 0		0- 0							
RPI	S	Opponent		Score		RPI	S	Opponent		Score		RPI	S	Opponent		Score			
7	A	Louisville		0 3		34	H	Notre Dame		0 3		69	A	VCU		1 3			
						36	H	Marquette		1 3		71	A	Col. of Charleston		2 3			
						41	N	Michigan St.		0 3		85	A	Cincinnati		0 3			

Non-Div. I Games:

Georgetown

Average RPI Win: 269		WON-LOST	WINNING	LAST 10	STRENGTH OF		OPP. STRENGTH	TEAM	ADJ	CONF.	ADJ CONF.
Average RPI Loss: 153		RECORD	PCT. RANK	GAMES	SCHEDULE		OF SCHEDULE	RPI	RPI	RPI	RPI
DIV. I ONLY		16- 12	.57143	128	293		232	212	.44494	218	24
DIV. I NON-CONF.		7- 7	.5	157	296		239	243	.43185	240	23
TOTALS		RPI 1-25	RPI 26-50		W-L RECORDS		RPI 51-100		RPI 101-150		RPI 150+
16- 12	0- 0	0- 0		OVERALL		0- 4		0- 1		16- 7	
6- 3	0- 0	0- 0		HOME		0- 1		0- 0		6- 2	
7- 4	0- 0	0- 0		AWAY		0- 1		0- 0		7- 3	
3- 5	0- 0	0- 0		NEUTRAL		0- 2		0- 1		3- 2	
7- 7	0- 0	0- 0		NON-CONFERENCE		0- 2		0- 1		7- 4	
2- 0	0- 0	0- 0		HOME		0- 0		0- 0		2- 0	
2- 2	0- 0	0- 0		AWAY		0- 0		0- 0		2- 2	
3- 5	0- 0	0- 0		NEUTRAL		0- 2		0- 1		3- 2	
9- 5	0- 0	0- 0		CONFERENCE		0- 2		0- 0		9- 3	
4- 3	0- 0	0- 0		HOME		0- 1		0- 0		4- 2	
5- 2	0- 0	0- 0		AWAY		0- 1		0- 0		5- 1	
0- 0	0- 0	0- 0		NEUTRAL		0- 0		0- 0		0- 0	
RPI S	Opponent	Score	RPI S	Opponent	Score	RPI S	Opponent	Score	RPI S	Opponent	Score
						57 N	Idaho St.	0 3	130 N	Troy	0 3
						75 N	UNLV	0 3	151 A	Portland	2 3
						83 A	Morehead St.	0 3	164 N	South Dakota	1 3
						83 H	Morehead St.	1 3	183 H	Austin Peay	1 3
									185 A	Southeast Mo. St.	2 3
									189 A	Belmont	3 2
									209 A	Jacksonville St.	3 1
									209 H	Jacksonville St.	1 3
									212 A	Kennesaw St.	0 3
									237 H	Memphis	3 2
									240 N	Southeastern La.	3 1
									241 N	Chattanooga	3 1
									254 H	Eastern Ill.	3 0
									262 A	Eastern Ky.	3 1
									262 H	Eastern Ky.	3 2
									268 A	UT Martin	3 1
									293 A	Alabama A&M	3 0
									297 H	Murray St.	3 0
									303 A	Tennessee Tech	3 0
									303 H	Tennessee Tech	3 0
									309 N	N.C. Central	0 3
									311 H	Ark.-Pine Bluff	3 0
									312 A	Alabama St.	3 0
									316 N	Stetson	3 1
LAST 10 GAMES											
						262 H	Eastern Ky.	3 2	303 A	Tennessee Tech	3 0
						83 H	Morehead St.	1 3	209 A	Jacksonville St.	3 1
						293 A	Alabama A&M	3 0	237 H	Memphis	3 2
						183 H	Austin Peay	1 3	185 A	Southeast Mo. St.	2 3
						297 H	Murray St.	3 0	268 A	UT Martin	3 1

Non-Div. I Games:

Tennessee St.

Average RPI Win: 236		WON-LOST	WINNING	LAST 10	STRENGTH OF		OPP. STRENGTH	TEAM	ADJ	CONF.	ADJ CONF.
Average RPI Loss: 127		RECORD	PCT. RANK	GAMES	SCHEDULE		OF SCHEDULE	RPI	RPI	RPI	RPI
DIV. I ONLY		8- 19	.2963	275	2- 8		113	207	227	.44472	219
DIV. I NON-CONF.		4- 8	.33333	243	0- 0		124	230	226	.45855	216
TOTALS		RPI 1-25	RPI 26-50		W-L RECORDS		RPI 51-100		RPI 101-150		RPI 150+
8- 19	0- 0	0- 0		OVERALL		0- 6		1- 10		7- 3	
6- 10	0- 0	0- 0		HOME		0- 2		1- 6		5- 2	
2- 7	0- 0	0- 0		AWAY		0- 1		0- 4		2- 1	
0- 2	0- 0	0- 0		NEUTRAL		0- 2		0- 0		0- 0	
4- 8	0- 0	0- 0		NON-CONFERENCE		0- 4		0- 2		4- 2	
3- 5	0- 0	0- 0		HOME		0- 1		0- 2		3- 2	
1- 1	0- 0	0- 0		AWAY		0- 1		0- 0		1- 0	
0- 2	0- 0	0- 0		NEUTRAL		0- 2		0- 0		0- 0	
4- 11	0- 0	0- 0		CONFERENCE		0- 2		1- 8		3- 1	
3- 5	0- 0	0- 0		HOME		0- 1		1- 4		2- 0	
1- 6	0- 0	0- 0		AWAY		0- 1		0- 4		1- 1	
0- 0	0- 0	0- 0		NEUTRAL		0- 0		0- 0		0- 0	
RPI S	Opponent	Score	RPI S	Opponent	Score	RPI S	Opponent	Score	RPI S	Opponent	Score
						62 N	IPFW	0 3	104 A	New Mexico St.	0 3
						67 A	TCU	0 3	104 H	New Mexico St.	3 1
						94 N	Eastern Mich.	2 3	108 A	UTSA	0 3
						99 A	Utah St.	0 3	108 H	UTSA	0 3
						99 H	Utah St.	0 3	114 H	Northwestern St.	2 3
						100 H	A&M-Corpus Christi	0 3	121 H	North Texas	2 3
									131 H	Idaho	1 3
									147 A	Denver	0 3
									147 H	Denver	1 3
									148 A	Texas St.	1 3
									148 H	Texas St.	1 3
									154 H	Stephen F. Austin	0 3
									169 A	Ill.-Chicago	3 1
									194 A	San Jose St.	1 3
									194 H	San Jose St.	3 1
									235 H	Seattle	3 0
									272 H	Tex.-Pan American	3 1
									274 H	Southern Miss.	0 3
									282 H	Marist	3 0
									305 A	Louisiana Tech	3 1
									327 H	Savannah St.	3 0
LAST 10 GAMES											
						148 H	Texas St.	1 3	104 H	New Mexico St.	3 1
						108 H	UTSA	0 3	235 H	Seattle	3 0
						194 A	San Jose St.	1 3	131 H	Idaho	1 3
						99 A	Utah St.	0 3	108 A	UTSA	0 3
						147 H	Denver	1 3	148 A	Texas St.	1 3

Non-Div. I Games:

Texas-Arlington

Average RPI Win:	265	WON-LOST RECORD	WINNING PCT. RANK	LAST 10 GAMES	STRENGTH OF SCHEDULE	OPP. STRENGTH OF SCHEDULE	TEAM RPI	ADJ RPI	CONF. RPI	ADJ CONF. RPI					
DIV. I ONLY		10- 13	.43478	206	4- 6	187	248	214	.44193	220	20	20			
DIV. I NON-CONF.		4- 6	.4	216	0- 0	214	274	244	.4271	247	22	21			
<hr/>															
TOTALS	RPI 1-25	RPI 26-50		W-L RECORDS		RPI 51-100		RPI 101-150		RPI 150+					
10- 13	0- 0	0- 0		OVERALL		0- 3		0- 3		10- 7					
5- 5	0- 0	0- 0		HOME		0- 2		0- 0		5- 3					
3- 6	0- 0	0- 0		AWAY		0- 1		0- 3		3- 2					
2- 2	0- 0	0- 0		NEUTRAL		0- 0		0- 0		2- 2					
<hr/>															
4- 6	0- 0	0- 0		NON-CONFERENCE		0- 0		0- 1		4- 5					
2- 2	0- 0	0- 0		HOME		0- 0		0- 0		2- 2					
0- 2	0- 0	0- 0		AWAY		0- 0		0- 1		0- 1					
2- 2	0- 0	0- 0		NEUTRAL		0- 0		0- 0		2- 2					
<hr/>															
6- 7	0- 0	0- 0		CONFERENCE		0- 3		0- 2		6- 2					
3- 3	0- 0	0- 0		HOME		0- 2		0- 0		3- 1					
3- 4	0- 0	0- 0		AWAY		0- 1		0- 2		3- 1					
0- 0	0- 0	0- 0		NEUTRAL		0- 0		0- 0		0- 0					
<hr/>															
RPI	S	Opponent	Score	RPI	S	Opponent	Score	RPI	S	Opponent	Score				
				71 A Col. of Charleston				1	3	101 A Furman				0	3
				71 H Col. of Charleston				0	3	109 A Samford				1	3
				87 H Ga. Southern				0	3	141 A Wake Forest				2	3
								159 H High Point				0	3		
								173 H Green Bay				2	3		
								174 A North Florida				2	3		
								193 A Wofford				3	0		
								202 H UNC Greensboro				3	2		
								204 N Presbyterian				2	3		
								223 H Elon				1	3		
								225 N Florida A&M				2	3		
								232 N UNC Wilmington				3	1		
								241 A Chattanooga				1	3		
								256 N Winthrop				3	2		
								271 A Western Caro.				3	0		
								279 H Appalachian St.				3	1		
								292 H Gardner-Webb				3	0		
								306 A Citadel				3	2		
								306 H Citadel				3	0		
								309 H N.C. Central				3	0		
<hr/>															
				LAST 10 GAMES											
279 H Appalachian St.				3	1	202 H UNC Greensboro				3	2				
306 A Citadel				3	2	223 H Elon				1	3				
71 A Col. of Charleston				1	3	87 H Ga. Southern				0	3				
109 A Samford				1	3	271 A Western Caro.				3	0				
241 A Chattanooga				1	3	71 H Col. of Charleston				0	3				

Non-Div. I Games:

Davidson

Average RPI Win: 238		WON-LOST	WINNING	LAST 10	STRENGTH OF		OPP. STRENGTH	TEAM	ADJ		CONF.	ADJ CONF.
Average RPI Loss: 108		RECORD	PCT. RANK	GAMES	SCHEDULE		OF SCHEDULE	RPI	RPI		RPI	RPI
DIV. I ONLY		8- 19	.2963	275	2- 8		116	141	219		.44096	221
DIV. I NON-CONF.		5- 8	.38462	228	1- 0		161	204	219		.45172	222
TOTALS		RPI 1-25	RPI 26-50		W-L RECORDS		RPI 51-100		RPI 101-150		RPI 150+	
8- 19	0- 0	0- 6		OVERALL		1- 5		1- 2		6- 6		
5- 5	0- 0	0- 2		HOME		1- 1		0- 1		4- 1		
1- 10	0- 0	0- 4		AWAY		0- 3		0- 0		1- 3		
2- 4	0- 0	0- 0		NEUTRAL		0- 1		1- 1		1- 2		
5- 8	0- 0	0- 1		NON-CONFERENCE		0- 2		1- 1		4- 4		
2- 1	0- 0	0- 0		HOME		0- 0		0- 0		2- 1		
1- 3	0- 0	0- 1		AWAY		0- 1		0- 0		1- 1		
2- 4	0- 0	0- 0		NEUTRAL		0- 1		1- 1		1- 2		
3- 11	0- 0	0- 5		CONFERENCE		1- 3		0- 1		2- 2		
3- 4	0- 0	0- 2		HOME		1- 1		0- 1		2- 0		
0- 7	0- 0	0- 3		AWAY		0- 2		0- 0		0- 2		
0- 0	0- 0	0- 0		NEUTRAL		0- 0		0- 0		0- 0		
RPI S	Opponent	Score	RPI S	Opponent	Score	RPI S	Opponent	Score	RPI S	Opponent	Score	
			33 A	Creighton	0 3	74 N	Cal St. Northridge	0 3	103 H	Illinois St.	0 3	
			33 H	Creighton	1 3	76 A	Southern Ill.	0 3	127 N	South Fla.	1 3	
			42 A	Wichita St.	0 3	76 H	Southern Ill.	1 3	150 N	Utah Valley	3 1	
			42 H	Wichita St.	1 3	83 A	Morehead St.	1 3	158 N	Northern Ky.	1 3	
			43 A	Arizona	0 3	86 A	Missouri St.	0 3	172 A	Saint Louis	1 3	
			46 A	UNI	1 3	86 H	Missouri St.	3 0	185 N	Southeast Mo. St.	0 3	
									189 H	Belmont	2 3	
									228 A	Bradley	0 3	
									249 A	Drake	0 3	
									249 H	Drake	3 1	
									268 H	UT Martin	3 0	
									275 A	SIU Edwardsville	3 0	
									286 H	Indiana St.	3 2	
									293 N	Alabama A&M	3 0	
									297 H	Murray St.	3 0	
LAST 10 GAMES												
			76 H	Southern Ill.	1 3	228 A	Bradley	0 3				
			249 A	Drake	0 3	46 A	UNI	1 3				
			33 A	Creighton	0 3	76 A	Southern Ill.	0 3				
			42 H	Wichita St.	1 3	268 H	UT Martin	3 0				
			86 H	Missouri St.	3 0	33 H	Creighton	1 3				

Non-Div. I Games:

Evansville

Average RPI Win: 227		WON-LOST RECORD		WINNING PCT. RANK		LAST 10 GAMES		STRENGTH OF SCHEDULE		OPP. STRENGTH OF SCHEDULE		TEAM RPI		ADJ RPI		CONF. RPI		ADJ CONF. RPI	
Average RPI Loss: 124		8- 18		.30769 268		1- 9		107		186		213		.44066 222		18		19	
DIV. I ONLY		5- 9		.35714 239		0- 1		125		130		203		.46564 204		20		20	
DIV. I NON-CONF.																			
TOTALS		RPI 1-25		RPI 26-50		W-L RECORDS		RPI 51-100		RPI 101-150		RPI 150+							
8- 18		0- 0		0- 2		OVERALL		0- 6		0- 2		8- 8							
5- 7		0- 0		0- 1		HOME		0- 2		0- 1		5- 3							
0- 8		0- 0		0- 1		AWAY		0- 3		0- 0		0- 4							
3- 3		0- 0		0- 0		NEUTRAL		0- 1		0- 1		3- 1							
5- 9		0- 0		0- 2		NON-CONFERENCE		0- 4		0- 1		5- 2							
2- 3		0- 0		0- 1		HOME		0- 1		0- 0		2- 1							
0- 3		0- 0		0- 1		AWAY		0- 2		0- 0		0- 0							
3- 3		0- 0		0- 0		NEUTRAL		0- 1		0- 1		3- 1							
3- 9		0- 0		0- 0		CONFERENCE		0- 2		0- 1		3- 6							
3- 4		0- 0		0- 0		HOME		0- 1		0- 1		3- 2							
0- 5		0- 0		0- 0		AWAY		0- 1		0- 0		0- 4							
0- 0		0- 0		0- 0		NEUTRAL		0- 0		0- 0		0- 0							
RPI	S	Opponent	Score	RPI	S	Opponent	Score	RPI	S	Opponent	Score	RPI	S	Opponent	Score				
36	A	Marquette	1 3	58	A	Wisconsin	0 3	116	N	Iowa	2 3								
36	H	Marquette	0 3	66	A	Duke	0 3	146	H	Valparaiso	2 3								
				73	H	Western Mich.	2 3	167	N	North Dakota St.	2 3								
				80	N	Pacific	1 3	168	A	Loyola Chicago	2 3								
				91	A	Cleveland St.	0 3	168	H	Loyola Chicago	1 3								
				91	H	Cleveland St.	0 3	169	A	Ill.-Chicago	2 3								
								169	H	Ill.-Chicago	1 3								
								173	A	Green Bay	1 3								
								173	H	Green Bay	3 2								
								180	N	Fairfield	3 1								
								185	H	Southeast Mo. St.	3 0								
								201	N	William & Mary	3 1								
								205	A	Youngstown St.	1 3								
								205	H	Youngstown St.	3 1								
								228	H	Bradley	2 3								
								249	N	Drake	3 0								
								302	H	Wright St.	3 1								
								318	H	East Carolina	3 0								
LAST 10 GAMES																			
168	H	Loyola Chicago	1 3	91	A	Cleveland St.	0 3	146	H	Valparaiso	2 3	302	H	Wright St.	3 1				
169	H	Ill.-Chicago	1 3	146	H	Valparaiso	2 3	169	A	Ill.-Chicago	2 3	168	A	Loyola Chicago	2 3				
36	H	Marquette	0 3	302	H	Wright St.	3 1												
173	A	Green Bay	1 3	169	A	Ill.-Chicago	2 3												
205	A	Youngstown St.	1 3	168	A	Loyola Chicago	2 3												

Non-Div. I Games:

Milwaukee

Average RPI Win: 263		WON-LOST RECORD		WINNING PCT. RANK		LAST 10 GAMES		STRENGTH OF SCHEDULE		OPP. STRENGTH OF SCHEDULE		TEAM RPI		ADJ RPI		CONF. RPI		ADJ CONF. RPI	
DIV. I ONLY		14- 15		.48276 180		6- 4		242		267		216		.43998 223		20		20	
DIV. I NON-CONF.		7- 8		.46667 178		0- 0		273		302		248		.42463 248		22		21	
TOTALS		RPI 1-25		RPI 26-50		W-L RECORDS		RPI 51-100		RPI 101-150		RPI 150+							
14- 15		0- 0		0- 0		OVERALL		0- 4		1- 4		13- 7							
8- 5		0- 0		0- 0		HOME		0- 1		1- 2		7- 2							
3- 6		0- 0		0- 0		AWAY		0- 2		0- 1		3- 3							
3- 4		0- 0		0- 0		NEUTRAL		0- 1		0- 1		3- 2							
7- 8		0- 0		0- 0		NON-CONFERENCE		0- 2		0- 2		7- 4							
3- 2		0- 0		0- 0		HOME		0- 0		0- 1		3- 1							
1- 2		0- 0		0- 0		AWAY		0- 1		0- 0		1- 1							
3- 4		0- 0		0- 0		NEUTRAL		0- 1		0- 1		3- 2							
7- 7		0- 0		0- 0		CONFERENCE		0- 2		1- 2		6- 3							
5- 3		0- 0		0- 0		HOME		0- 1		1- 1		4- 1							
2- 4		0- 0		0- 0		AWAY		0- 1		0- 1		2- 2							
0- 0		0- 0		0- 0		NEUTRAL		0- 0		0- 0		0- 0							
RPI	S	Opponent	Score	RPI	S	Opponent	Score	RPI	S	Opponent	Score	RPI	S	Opponent	Score				
								66	A	Duke	0 3	101	H	Furman	3 1				
								71	H	Col. of Charleston	0 3	109	A	Samford	1 3				
								87	A	Ga. Southern	2 3	109	H	Samford	1 3				
								97	N	Northeastern	0 3	115	H	Alabama	0 3				
												134	N	Liberty	0 3				
												159	H	High Point	1 3				
												193	H	Wofford	3 2				
												201	A	William & Mary	1 3				
												202	H	UNC Greensboro	2 3				
												220	A	Davidson	3 1				
												228	N	Bradley	0 3				
												241	A	Chattanooga	2 3				
												241	H	Chattanooga	3 0				
												261	N	Hampton	3 0				
												261	N	Hampton	2 3				
												270	A	Radford	3 2				
												271	A	Western Caro.	3 0				
												271	H	Western Caro.	3 1				
												279	A	Appalachian St.	1 3				
												279	H	Appalachian St.	3 0				
												292	H	Gardner-Webb	3 0				
												309	H	N.C. Central	3 0				
												318	N	East Carolina	3 1				
												321	N	Howard	3 0				
												329	H	N.C. A&T	3 0				
LAST 10 GAMES																			
								241	A	Chattanooga	2 3	193	H	Wofford	3 2				
								109	A	Samford	1 3	87	A	Ga. Southern	2 3				
								271	H	Western Caro.	3 1	220	A	Davidson	3 1				
								279	H	Appalachian St.	3 0	109	H	Samford	1 3				
								101	H	Furman	3 1	241	H	Chattanooga	3 0				

Non-Div. I Games:

Elon

Average RPI Win: 217		WON-LOST	WINNING	LAST 10	STRENGTH OF		OPP. STRENGTH	TEAM	ADJ	CONF.	ADJ CONF.
Average RPI Loss: 117		RECORD	PCT. RANK	GAMES	SCHEDULE		OF SCHEDULE	RPI	RPI	RPI	RPI
DIV. I ONLY		6- 20	.23077	294	2- 8		79	170	222	.43996	224
DIV. I NON-CONF.		3- 9	.25	268	0- 0		38	237	182	.47721	184
TOTALS		RPI 1-25	RPI 26-50		W-L RECORDS		RPI 51-100		RPI 101-150		RPI 150+
6- 20	0- 0	0- 1		OVERALL		0- 9		2- 4		4- 6	
3- 8	0- 0	0- 0		HOME		0- 3		1- 2		2- 3	
1- 8	0- 0	0- 1		AWAY		0- 4		0- 1		1- 2	
2- 4	0- 0	0- 0		NEUTRAL		0- 2		1- 1		1- 1	
3- 9	0- 0	0- 1		NON-CONFERENCE		0- 3		1- 2		2- 3	
1- 2	0- 0	0- 0		HOME		0- 0		0- 1		1- 1	
0- 3	0- 0	0- 1		AWAY		0- 1		0- 0		0- 1	
2- 4	0- 0	0- 0		NEUTRAL		0- 2		1- 1		1- 1	
3- 11	0- 0	0- 0		CONFERENCE		0- 6		1- 2		2- 3	
2- 6	0- 0	0- 0		HOME		0- 3		1- 1		1- 2	
1- 5	0- 0	0- 0		AWAY		0- 3		0- 1		1- 1	
0- 0	0- 0	0- 0		NEUTRAL		0- 0		0- 0		0- 0	
RPI S	Opponent	Score	RPI S	Opponent	Score	RPI S	Opponent	Score	RPI S	Opponent	Score
			44 A	North Carolina St.	0 3	56 A	Ohio	0 3	124 H	Northern Ill.	3 1
						56 H	Ohio	0 3	126 H	Central Mich.	0 3
						59 A	Bowling Green	0 3	127 N	South Fla.	3 2
						59 H	Bowling Green	2 3	134 H	Liberty	2 3
						62 A	IPFW	0 3	135 A	Ball St.	0 3
						69 N	VCU	1 3	138 N	UC Davis	0 3
						73 H	Western Mich.	1 3	157 A	Butler	0 3
						91 N	Cleveland St.	0 3	163 H	Akron	0 3
						94 A	Eastern Mich.	0 3	185 N	Southeast Mo. St.	0 3
									191 H	Marshall	0 3
									211 A	Toledo	0 3
									233 H	Buffalo	3 1
									239 A	Miami (OH)	3 2
									239 H	Miami (OH)	1 3
									284 H	Saint Francis (PA)	3 0
									297 N	Murray St.	3 0
LAST 10 GAMES											
			94 A	Eastern Mich.	0 3	73 H	Western Mich.	1 3			
			56 H	Ohio	0 3	211 A	Toledo	0 3			
			239 H	Miami (OH)	1 3	135 A	Ball St.	0 3			
			59 H	Bowling Green	2 3	163 H	Akron	0 3			
			124 H	Northern Ill.	3 1	233 H	Buffalo	3 1			

Non-Div. I Games:

Kent St.



Average RPI Win: 297		WON-LOST RECORD		WINNING PCT. RANK		LAST 10 GAMES		STRENGTH OF SCHEDULE		OPP. STRENGTH OF SCHEDULE		TEAM RPI		ADJ RPI		CONF. RPI		ADJ CONF. RPI	
DIV. I ONLY		11- 9		.55 146		9- 1		304		271		240		.43946 225		32		32	
DIV. I NON-CONF.		2- 9		.18182 291		0- 1		72		75		231		.45113 224		32		32	
TOTALS		RPI 1-25		RPI 26-50		W-L RECORDS		RPI 51-100		RPI 101-150		RPI 150+							
11- 9		0- 2		0- 0		OVERALL		0- 1		0- 3		11- 3							
5- 4		0- 1		0- 0		HOME		0- 1		0- 1		5- 1							
4- 3		0- 1		0- 0		AWAY		0- 0		0- 1		4- 1							
2- 2		0- 0		0- 0		NEUTRAL		0- 0		0- 1		2- 1							
2- 9		0- 2		0- 0		NON-CONFERENCE		0- 1		0- 3		2- 3							
0- 4		0- 1		0- 0		HOME		0- 1		0- 1		0- 1							
0- 3		0- 1		0- 0		AWAY		0- 0		0- 1		0- 1							
2- 2		0- 0		0- 0		NEUTRAL		0- 0		0- 1		2- 1							
9- 0		0- 0		0- 0		CONFERENCE		0- 0		0- 0		9- 0							
5- 0		0- 0		0- 0		HOME		0- 0		0- 0		5- 0							
4- 0		0- 0		0- 0		AWAY		0- 0		0- 0		4- 0							
0- 0		0- 0		0- 0		NEUTRAL		0- 0		0- 0		0- 0							
RPI	S	Opponent		Score		RPI	S	Opponent		Score		RPI	S	Opponent		Score			
8	H	Florida St.		0	3							123	N	FGCU		1	3		
13	A	Florida		0	3							130	A	Troy		0	3		
												130	H	Troy		2	3		
												174	A	North Florida		0	3		
												192	H	FIU		0	3		
												192	N	FIU		1	3		
												204	N	Presbyterian		3	0		
												220	N	Davidson		3	2		
												298	A	South Carolina St.		3	2		
												298	H	South Carolina St.		3	0		
												309	A	N.C. Central		3	2		
												309	H	N.C. Central		3	0		
												322	H	Bethune-Cookman		3	0		
												327	A	Savannah St.		3	0		
												327	H	Savannah St.		3	0		
												329	A	N.C. A&T		3	0		
												329	H	N.C. A&T		3	0		
LAST 10 GAMES																			
309	H	N.C. Central		3	0	322	H	Bethune-Cookman		3	0								
329	H	N.C. A&T		3	0	329	A	N.C. A&T		3	0								
327	A	Savannah St.		3	0	309	A	N.C. Central		3	2								
298	A	South Carolina St.		3	2	298	H	South Carolina St.		3	0								
130	H	Troy		2	3	327	H	Savannah St.		3	0								

Non-Div. I Games:

Florida A&amp;M

D  
e  
P  
a  
u  
l

DePaul					Through Games Of Sunday, Nov. 4, 2012										
Average RPI Win: 245		WON-LOST RECORD	WINNING PCT. RANK		LAST 10 GAMES	STRENGTH OF SCHEDULE	OPP. STRENGTH OF SCHEDULE	TEAM RPI	ADJ RPI		CONF. RPI	ADJ CONF. RPI			
Average RPI Loss: 114															
DIV. I ONLY		8- 18	.30769	268	2- 8	142	111	224	.43706	226	8	8			
DIV. I NON-CONF.		5- 8	.38462	228	0- 0	258	171	247	.42097	251	9	9			
-----															
TOTALS		RPI 1-25		RPI 26-50		W-L RECORDS		RPI 51-100		RPI 101-150		RPI 150+			
8- 18		0- 2		0- 3		OVERALL		0- 1		1- 6		7- 6			
3- 8		0- 0		0- 2		HOME		0- 0		1- 3		2- 3			
2- 6		0- 1		0- 0		AWAY		0- 1		0- 2		2- 2			
3- 4		0- 1		0- 1		NEUTRAL		0- 0		0- 1		3- 1			
5- 8		0- 1		0- 1		NON-CONFERENCE		0- 0		0- 1		5- 5			
1- 3		0- 0		0- 0		HOME		0- 0		0- 0		1- 3			
1- 1		0- 0		0- 0		AWAY		0- 0		0- 0		1- 1			
3- 4		0- 1		0- 1		NEUTRAL		0- 0		0- 1		3- 1			
3- 10		0- 1		0- 2		CONFERENCE		0- 1		1- 5		2- 1			
2- 5		0- 0		0- 2		HOME		0- 0		1- 3		1- 0			
1- 5		0- 1		0- 0		AWAY		0- 1		0- 2		1- 1			
0- 0		0- 0		0- 0		NEUTRAL		0- 0		0- 0		0- 0			
RPI S	Opponent	Score		RPI S	Opponent	Score		RPI S	Opponent	Score		RPI S	Opponent	Score	
3 N	Penn St.	0	3	34 H	Notre Dame	0	3	85 A	Cincinnati	1	3	105 A	Seton Hall	0	3
7 A	Louisville	0	3	36 H	Marquette	0	3					112 H	St. John's (NY)	1	3
				47 N	Oregon St.	2	3					113 A	Rutgers	2	3
												117 H	Connecticut	1	3
												127 H	South Fla.	3	1
												130 N	Troy	1	3
												132 H	Pittsburgh	2	3
												157 H	Butler	2	3
												168 A	Loyola Chicago	1	3
												169 N	Ill.-Chicago	0	3
												173 H	Green Bay	2	3
												195 A	Villanova	3	1
												206 H	Syracuse	3	1
												217 A	Georgetown	0	3
												254 H	Eastern Ill.	1	3
												259 N	USC Upstate	3	0
												268 A	UT Martin	3	2
												286 H	Indiana St.	3	2
												302 N	Wright St.	3	0
												315 N	Chicago St.	3	0
				LAST 10 GAMES											
				105 A Seton Hall 0 3				195 A Villanova 3 1							
				113 A Rutgers 2 3				34 H Notre Dame 0 3							
				132 H Pittsburgh 2 3				117 H Connecticut 1 3							
				127 H South Fla. 3 1				112 H St. John's (NY) 1 3							
				217 A Georgetown 0 3				36 H Marquette 0 3							

D  
e  
P  
a  
u  
l

Non-Div. I Games: DePaul

Average RPI Win: 156		WON-LOST	WINNING	LAST 10	STRENGTH OF		OPP. STRENGTH	TEAM	ADJ	CONF.	ADJ CONF.
Average RPI Loss: 102		RECORD	PCT. RANK	GAMES	SCHEDULE		OF SCHEDULE	RPI	RPI	RPI	RPI
DIV. I ONLY		4- 21	.16	307	0- 10		91	86	242	.43533	227
DIV. I NON-CONF.		3- 10	.23077	278	0- 0		153	87	249	.43162	241
TOTALS		RPI 1-25	RPI 26-50		W-L RECORDS		RPI 51-100		RPI 101-150		RPI 150+
4- 21	0- 0	1- 3		OVERALL		1- 9		0- 6		2- 3	
2- 8	0- 0	1- 1		HOME		1- 3		0- 3		0- 1	
0- 9	0- 0	0- 2		AWAY		0- 4		0- 1		0- 2	
2- 4	0- 0	0- 0		NEUTRAL		0- 2		0- 2		2- 0	
3- 10	0- 0	0- 1		NON-CONFERENCE		1- 4		0- 4		2- 1	
1- 3	0- 0	0- 0		HOME		1- 0		0- 2		0- 1	
0- 3	0- 0	0- 1		AWAY		0- 2		0- 0		0- 0	
2- 4	0- 0	0- 0		NEUTRAL		0- 2		0- 2		2- 0	
1- 11	0- 0	1- 2		CONFERENCE		0- 5		0- 2		0- 2	
1- 5	0- 0	1- 1		HOME		0- 3		0- 1		0- 0	
0- 6	0- 0	0- 1		AWAY		0- 2		0- 1		0- 2	
0- 0	0- 0	0- 0		NEUTRAL		0- 0		0- 0		0- 0	
RPI S	Opponent	Score	RPI S	Opponent	Score	RPI S	Opponent	Score	RPI S	Opponent	Score
			38 A	Colorado St.	0 3	65 A	Fresno St.	0 3	107 A	Wyoming	2 3
			38 H	Colorado St.	0 3	65 H	Fresno St.	0 3	107 H	Wyoming	0 3
			45 H	San Diego St.	3 2	75 A	UNLV	0 3	120 H	Washington St.	0 3
			49 A	Baylor	1 3	75 H	UNLV	2 3	124 N	Northern Ill.	0 3
						77 A	Utah	0 3	149 H	Cal St. Fullerton	1 3
						80 A	Pacific	0 3	150 N	Utah Valley	1 3
						81 N	Portland St.	0 3	153 A	Boise St.	2 3
						93 H	New Mexico	0 3	175 A	Air Force	1 3
						98 H	Texas Tech	3 2	200 N	Cal Poly	3 1
						100 N	A&M-Corpus Christi	1 3	215 H	CSU Bakersfield	1 3
									280 N	Tulane	3 2
LAST 10 GAMES											
			75 A	UNLV	0 3	153 A	Boise St.	2 3			
			65 A	Fresno St.	0 3	175 A	Air Force	1 3			
			38 H	Colorado St.	0 3	65 H	Fresno St.	0 3			
			107 H	Wyoming	0 3	75 H	UNLV	2 3			
			93 H	New Mexico	0 3	107 A	Wyoming	2 3			

Non-Div. I Games:

Nevada

Average RPI Win: 247		WON-LOST	WINNING	LAST 10	STRENGTH OF		OPP. STRENGTH	TEAM	ADJ	CONF.	ADJ CONF.
Average RPI Loss: 109		RECORD	PCT. RANK	GAMES	SCHEDULE		OF SCHEDULE	RPI	RPI	RPI	RPI
DIV. I ONLY		9- 17	.34615	249	3- 7		199	127	234	.43527	228
DIV. I NON-CONF.		6- 5	.54545	148	0- 0		251	212	194	.47117	195
TOTALS		RPI 1-25	RPI 26-50		W-L RECORDS		RPI 51-100		RPI 101-150		RPI 150+
9- 17	0- 0	0- 5		OVERALL		0- 4		1- 4		8- 4	
3- 9	0- 0	0- 3		HOME		0- 2		0- 3		3- 1	
3- 6	0- 0	0- 2		AWAY		0- 1		1- 1		2- 2	
3- 2	0- 0	0- 0		NEUTRAL		0- 1		0- 0		3- 1	
6- 5	0- 0	0- 0		NON-CONFERENCE		0- 1		1- 2		5- 2	
0- 3	0- 0	0- 0		HOME		0- 0		0- 2		0- 1	
3- 0	0- 0	0- 0		AWAY		0- 0		1- 0		2- 0	
3- 2	0- 0	0- 0		NEUTRAL		0- 1		0- 0		3- 1	
3- 12	0- 0	0- 5		CONFERENCE		0- 3		0- 2		3- 2	
3- 6	0- 0	0- 3		HOME		0- 2		0- 1		3- 0	
0- 6	0- 0	0- 2		AWAY		0- 1		0- 1		0- 2	
0- 0	0- 0	0- 0		NEUTRAL		0- 0		0- 0		0- 0	
RPI S	Opponent	Score	RPI S	Opponent	Score	RPI S	Opponent	Score	RPI S	Opponent	Score
			33 A	Creighton	1 <span>3</span>	73 N	Western Mich.	0 <span>3</span>	103 A	Illinois St.	1 <span>3</span>
			33 H	Creighton	1 <span>3</span>	76 H	Southern Ill.	2 <span>3</span>	103 H	Illinois St.	0 <span>3</span>
			42 A	Wichita St.	0 <span>3</span>	86 A	Missouri St.	1 <span>3</span>	118 H	Arkansas St.	1 <span>3</span>
			42 H	Wichita St.	1 <span>3</span>	86 H	Missouri St.	0 <span>3</span>	124 H	Northern Ill.	2 <span>3</span>
			46 H	UNI	0 <span>3</span>				140 A	South Dakota St.	3 2
									172 H	Saint Louis	1 <span>3</span>
									173 N	Green Bay	2 <span>3</span>
									221 H	Evansville	3 0
									222 A	Milwaukee	3 2
									223 N	Elon	3 0
									249 A	Drake	2 <span>3</span>
									249 H	Drake	3 1
									256 N	Winthrop	3 0
									286 A	Indiana St.	1 <span>3</span>
									286 H	Indiana St.	3 0
									309 A	N.C. Central	3 1
									318 N	East Carolina	3 0
LAST 10 GAMES											
			249 H	Drake	3 1		103 H	Illinois St.	0 <span>3</span>		
			33 H	Creighton	1 <span>3</span>		221 H	Evansville	3 0		
			42 A	Wichita St.	0 <span>3</span>		76 H	Southern Ill.	2 <span>3</span>		
			86 A	Missouri St.	1 <span>3</span>		33 A	Creighton	1 <span>3</span>		
			286 H	Indiana St.	3 0		249 A	Drake	2 <span>3</span>		

Non-Div. I Games:

Bradley

Average RPI Win:	180	WON-LOST RECORD	WINNING PCT. RANK	LAST 10 GAMES	STRENGTH OF SCHEDULE	OPP. STRENGTH OF SCHEDULE	TEAM RPI	ADJ RPI	CONF. RPI	ADJ CONF. RPI	
Average RPI Loss:	128										
DIV. I ONLY	6- 19	.24	289	3- 7	102	162	231	.43253	229	16	16
DIV. I NON-CONF.	2- 7	.22222	279	0- 0	45	111	183	.48552	171	14	12
<hr/>											
TOTALS	RPI 1-25	RPI 26-50		W-L RECORDS	RPI 51-100		RPI 101-150		RPI 150+		
6- 19	0- 0	0- 1		OVERALL	2- 9		1- 5		3- 4		
4- 6	0- 0	0- 0		HOME	2- 3		0- 2		2- 1		
1- 10	0- 0	0- 1		AWAY	0- 4		1- 2		0- 3		
1- 3	0- 0	0- 0		NEUTRAL	0- 2		0- 1		1- 0		
<hr/>											
2- 7	0- 0	0- 1		NON-CONFERENCE	1- 3		0- 3		1- 0		
1- 2	0- 0	0- 0		HOME	1- 1		0- 1		0- 0		
0- 2	0- 0	0- 1		AWAY	0- 0		0- 1		0- 0		
1- 3	0- 0	0- 0		NEUTRAL	0- 2		0- 1		1- 0		
<hr/>											
4- 12	0- 0	0- 0		CONFERENCE	1- 6		1- 2		2- 4		
3- 4	0- 0	0- 0		HOME	1- 2		0- 1		2- 1		
1- 8	0- 0	0- 0		AWAY	0- 4		1- 1		0- 3		
0- 0	0- 0	0- 0		NEUTRAL	0- 0		0- 0		0- 0		
<hr/>											
RPI S	Opponent	Score	RPI S	Opponent	Score	RPI S	Opponent	Score	RPI S	Opponent	Score
			45 A	San Diego St.	0 3	57 A	Idaho St.	0 3	101 H	Furman	1 3
						57 H	Idaho St.	2 3	120 N	Washington St.	0 3
						78 H	Towson	3 2	131 A	Idaho	1 3
						80 N	Pacific	2 3	136 A	North Dakota	0 3
						81 A	Portland St.	1 3	136 H	North Dakota	0 3
						81 H	Portland St.	2 3	144 A	Montana St.	3 2
						88 A	Northern Colo.	1 3	197 H	Sacramento St.	3 1
						88 H	Northern Colo.	3 1	247 A	Southern Utah	0 3
						90 A	Northern Ariz.	0 3	252 A	Weber St.	2 3
						98 H	Texas Tech	1 3	252 H	Weber St.	2 3
						99 N	Utah St.	2 3	283 N	Sacred Heart	3 0
									289 A	Eastern Wash.	0 3
									289 H	Eastern Wash.	3 0
<hr/>											
LAST 10 GAMES											
			252 A	Weber St.	2 3	136 H	North Dakota	0 3			
			57 A	Idaho St.	0 3	144 A	Montana St.	3 2			
			81 A	Portland St.	1 3	197 H	Sacramento St.	3 1			
			289 A	Eastern Wash.	0 3	90 A	Northern Ariz.	0 3			
			88 H	Northern Colo.	3 1	247 A	Southern Utah	0 3			

Non-Div. I Games:

Montana

Average RPI Win: 269		WON-LOST	WINNING	LAST 10	STRENGTH OF		OPP. STRENGTH	TEAM	ADJ	CONF.	ADJ CONF.
Average RPI Loss: 169		RECORD	PCT. RANK	GAMES	SCHEDULE		OF SCHEDULE	RPI	RPI	RPI	RPI
DIV. I ONLY		14- 12	.53846	152	6- 4		287	265	226	.43081	230
DIV. I NON-CONF.		8- 8	.5	157	1- 0		215	228	206	.45922	214
TOTALS		RPI 1-25	RPI 26-50		W-L RECORDS		RPI 51-100		RPI 101-150		RPI 150+
14- 12	0- 1	0- 0		OVERALL		0- 2		0- 1		14- 8	
7- 3	0- 0	0- 0		HOME		0- 1		0- 0		7- 2	
4- 6	0- 0	0- 0		AWAY		0- 0		0- 1		4- 5	
3- 3	0- 1	0- 0		NEUTRAL		0- 1		0- 0		3- 1	
8- 8	0- 1	0- 0		NON-CONFERENCE		0- 2		0- 1		8- 4	
4- 2	0- 0	0- 0		HOME		0- 1		0- 0		4- 1	
1- 3	0- 0	0- 0		AWAY		0- 0		0- 1		1- 2	
3- 3	0- 1	0- 0		NEUTRAL		0- 1		0- 0		3- 1	
6- 4	0- 0	0- 0		CONFERENCE		0- 0		0- 0		6- 4	
3- 1	0- 0	0- 0		HOME		0- 0		0- 0		3- 1	
3- 3	0- 0	0- 0		AWAY		0- 0		0- 0		3- 3	
0- 0	0- 0	0- 0		NEUTRAL		0- 0		0- 0		0- 0	
RPI S	Opponent	Score		RPI S	Opponent	Score		RPI S	Opponent	Score	
15 N	BYU	0 3						82 N	Maryland	2 3	
								97 H	Northeastern	0 3	
								113 A	Rutgers	0 3	
								152 A	Albany (NY)	1 3	
								162 A	George Washington	1 3	
								179 N	Princeton	3 2	
								195 A	Villanova	2 3	
								201 H	William & Mary	2 3	
								213 N	Rhode Island	2 3	
								236 A	Stony Brook	1 3	
								236 H	Stony Brook	3 1	
								243 A	UMBC	3 2	
								243 H	UMBC	3 2	
								246 H	Harvard	3 2	
								253 N	Robert Morris	3 0	
								255 A	Binghamton	3 1	
								255 H	Binghamton	2 3	
								258 H	Central Conn. St.	3 2	
								266 N	Iona	3 0	
								304 A	Hartford	2 3	
								307 H	Dartmouth	3 0	
								310 A	Bryant	3 1	
								317 H	Holy Cross	3 0	
								326 A	Providence	3 0	
								326 H	Providence	3 0	
LAST 10 GAMES											
236 A	Stony Brook	1	3	152 A	Albany (NY)	1	3	326 A	Providence		
243 H	UMBC	3	2	236 H	Stony Brook	3	1				
255 H	Binghamton	2	3	255 A	Binghamton	3	1				
326 A	Providence	3	0	243 A	UMBC	3	2				
304 A	Hartford	2	3	307 H	Dartmouth	3	0				

Non-Div. I Games:

New Hampshire

Average RPI Win:	260	WON-LOST	WINNING	LAST 10	STRENGTH OF	OPP. STRENGTH	TEAM	ADJ	CONF.	ADJ CONF.	
Average RPI Loss:	138	RECORD	PCT. RANK	GAMES	SCHEDULE	OF SCHEDULE	RPI	RPI	RPI	RPI	
DIV. I ONLY	10- 15	.4	220	2- 8	200	217	228	.42955	231	13	14
DIV. I NON-CONF.	8- 4	.66667	90	0- 0	267	296	174	.48635	170	13	15
<hr/>											
TOTALS	RPI 1-25	RPI 26-50		W-L RECORDS		RPI 51-100		RPI 101-150		RPI 150+	
10- 15	0- 0	0- 1		OVERALL		0- 4		2- 2		8- 8	
2- 8	0- 0	0- 1		HOME		0- 3		1- 0		1- 4	
3- 6	0- 0	0- 0		AWAY		0- 1		0- 1		3- 4	
5- 1	0- 0	0- 0		NEUTRAL		0- 0		1- 1		4- 0	
<hr/>											
8- 4	0- 0	0- 0		NON-CONFERENCE		0- 2		1- 1		7- 1	
1- 2	0- 0	0- 0		HOME		0- 1		0- 0		1- 1	
2- 1	0- 0	0- 0		AWAY		0- 1		0- 0		2- 0	
5- 1	0- 0	0- 0		NEUTRAL		0- 0		1- 1		4- 0	
<hr/>											
2- 11	0- 0	0- 1		CONFERENCE		0- 2		1- 1		1- 7	
1- 6	0- 0	0- 1		HOME		0- 2		1- 0		0- 3	
1- 5	0- 0	0- 0		AWAY		0- 0		0- 1		1- 4	
0- 0	0- 0	0- 0		NEUTRAL		0- 0		0- 0		0- 0	
<hr/>											
RPI S	Opponent	Score	RPI S	Opponent	Score	RPI S	Opponent	Score	RPI S	Opponent	Score
			27 H	Dayton	0 3	54 A	Clemson	1 3	111 A	Duquesne	0 3
						68 H	Xavier	0 3	111 H	Duquesne	3 1
						69 H	VCU	0 3	141 N	UMKC	3 2
						78 H	Towson	1 3	143 N	East Tenn. St.	1 3
									157 H	Butler	1 3
									162 A	George Washington	0 3
									162 H	George Washington	1 3
									171 A	Temple	0 3
									172 H	Saint Louis	0 3
									212 H	Kennesaw St.	0 3
									213 A	Rhode Island	0 3
									241 N	Chattanooga	3 0
									257 H	UNC Asheville	3 1
									277 A	Fordham	1 3
									292 A	Gardner-Webb	3 2
									296 A	La Salle	3 1
									308 N	Campbell	3 0
									314 N	Delaware St.	3 0
									318 A	East Carolina	3 0
									322 N	Bethune-Cookman	3 0
<hr/>											
			LAST 10 GAMES								
			68 H	Xavier	0 3	111 H	Duquesne	3 1			
			27 H	Dayton	0 3	172 H	Saint Louis	0 3			
			171 A	Temple	0 3	157 H	Butler	1 3			
			296 A	La Salle	3 1	69 H	VCU	0 3			
			162 H	George Washington	1 3	213 A	Rhode Island	0 3			

Non-Div. I Games:

Charlotte

Average RPI Win: 268		WON-LOST RECORD		WINNING PCT. RANK		LAST 10 GAMES		STRENGTH OF SCHEDULE		OPP. STRENGTH OF SCHEDULE		TEAM RPI		ADJ RPI		CONF. RPI		ADJ CONF. RPI	
Average RPI Loss: 154																			
DIV. I ONLY		11- 15		.42308 211		4- 6		197		260		223		.42873 232		19		18	
DIV. I NON-CONF.		8- 8		.5 157		1- 0		226		279		217		.45082 225		19		19	
TOTALS		RPI 1-25		RPI 26-50		W-L RECORDS		RPI 51-100		RPI 101-150		RPI 150+							
11- 15		0- 0		0- 1		OVERALL		0- 3		0- 3		11- 8							
7- 5		0- 0		0- 0		HOME		0- 1		0- 1		7- 3							
2- 6		0- 0		0- 1		AWAY		0- 1		0- 1		2- 3							
2- 4		0- 0		0- 0		NEUTRAL		0- 1		0- 1		2- 2							
8- 8		0- 0		0- 1		NON-CONFERENCE		0- 1		0- 3		8- 3							
5- 1		0- 0		0- 0		HOME		0- 0		0- 1		5- 0							
1- 3		0- 0		0- 1		AWAY		0- 0		0- 1		1- 1							
2- 4		0- 0		0- 0		NEUTRAL		0- 1		0- 1		2- 2							
3- 7		0- 0		0- 0		CONFERENCE		0- 2		0- 0		3- 5							
2- 4		0- 0		0- 0		HOME		0- 1		0- 0		2- 3							
1- 3		0- 0		0- 0		AWAY		0- 1		0- 0		1- 2							
0- 0		0- 0		0- 0		NEUTRAL		0- 0		0- 0		0- 0							
RPI S	Opponent	Score		RPI S	Opponent	Score		RPI S	Opponent	Score		RPI S	Opponent	Score					
				44 A	North Carolina St.	2	3	78 H	Towson	0	3	113 N	Rutgers	0	3				
								83 N	Morehead St.	0	3	141 A	Wake Forest	2	3				
								97 A	Northeastern	1	3	145 H	LIU Brooklyn	1	3				
												155 H	Delaware	2	3				
												159 H	High Point	3	0				
												186 A	Hofstra	1	3				
												186 H	Hofstra	0	3				
												201 A	William & Mary	3	1				
												201 H	William & Mary	0	3				
												202 A	UNC Greensboro	2	3				
												205 N	Youngstown St.	1	3				
												210 H	James Madison	3	1				
												220 N	Davidson	1	3				
												250 A	Georgia St.	2	3				
												256 N	Winthrop	3	0				
												273 H	George Mason	3	2				
												294 A	Norfolk St.	3	0				
												306 H	Citadel	3	0				
												308 H	Campbell	3	0				
												309 H	N.C. Central	3	0				
												314 H	Delaware St.	3	0				
												316 N	Stetson	3	0				
LAST 10 GAMES																			
				186 H	Hofstra	0	3	250 A	Georgia St.	2	3								
				210 H	James Madison	3	1	78 H	Towson	0	3								
				273 H	George Mason	3	2	155 H	Delaware	2	3								
				309 H	N.C. Central	3	0	186 A	Hofstra	1	3								
				201 A	William & Mary	3	1	97 A	Northeastern	1	3								

Non-Div. I Games:

UNC Wilmington



Average RPI Win: 222		WON-LOST	WINNING	LAST 10	STRENGTH OF		OPP. STRENGTH	TEAM	ADJ	CONF.	ADJ CONF.
Average RPI Loss: 131		RECORD	PCT. RANK	GAMES	SCHEDULE		OF SCHEDULE	RPI	RPI	RPI	RPI
DIV. I ONLY		9- 17	.34615	249	2- 8		179	161	230	.42765	233
DIV. I NON-CONF.		6- 6	.5	157	0- 0		185	217	184	.47009	196
TOTALS		RPI 1-25	RPI 26-50		W-L RECORDS		RPI 51-100		RPI 101-150		RPI 150+
9- 17	0- 0	0- 1		OVERALL		0- 6		2- 3		7- 7	
7- 5	0- 0	0- 0		HOME		0- 2		2- 1		5- 2	
1- 9	0- 0	0- 1		AWAY		0- 4		0- 1		1- 3	
1- 3	0- 0	0- 0		NEUTRAL		0- 0		0- 1		1- 2	
6- 6	0- 0	0- 1		NON-CONFERENCE		0- 1		1- 1		5- 3	
5- 1	0- 0	0- 0		HOME		0- 0		1- 0		4- 1	
0- 2	0- 0	0- 1		AWAY		0- 1		0- 0		0- 0	
1- 3	0- 0	0- 0		NEUTRAL		0- 0		0- 1		1- 2	
3- 11	0- 0	0- 0		CONFERENCE		0- 5		1- 2		2- 4	
2- 4	0- 0	0- 0		HOME		0- 2		1- 1		1- 1	
1- 7	0- 0	0- 0		AWAY		0- 3		0- 1		1- 3	
0- 0	0- 0	0- 0		NEUTRAL		0- 0		0- 0		0- 0	
RPI S	Opponent	Score	RPI S	Opponent	Score	RPI S	Opponent	Score	RPI S	Opponent	Score
			34 A	Notre Dame	1 3	56 A	Ohio	0 3	119 N	Oakland	0 3
						59 A	Bowling Green	2 3	122 H	Oral Roberts	3 2
						59 H	Bowling Green	1 3	124 A	Northern Ill.	0 3
						73 A	Western Mich.	0 3	126 H	Central Mich.	3 1
						91 A	Cleveland St.	1 3	135 H	Ball St.	2 3
						94 H	Eastern Mich.	1 3	161 N	UAB	0 3
									163 A	Akron	0 3
									163 H	Akron	0 3
									190 H	Canisius	3 1
									194 H	San Jose St.	1 3
									206 H	Syracuse	3 0
									211 A	Toledo	1 3
									224 A	Kent St.	1 3
									239 A	Miami (OH)	3 0
									239 H	Miami (OH)	3 0
									262 N	Eastern Ky.	2 3
									262 N	Eastern Ky.	3 0
									304 H	Hartford	3 0
									307 H	Dartmouth	3 2
			LAST 10 GAMES								
			239 A	Miami (OH)	3 0	126 H	Central Mich.	3 1			
			59 A	Bowling Green	2 3	73 A	Western Mich.	0 3			
			135 H	Ball St.	2 3	124 A	Northern Ill.	0 3			
			163 H	Akron	0 3	56 A	Ohio	0 3			
			94 H	Eastern Mich.	1 3	224 A	Kent St.	1 3			

Non-Div. I Games:

Buffalo

Average RPI Win:	264	WON-LOST RECORD	WINNING PCT. RANK	LAST 10 GAMES	STRENGTH OF SCHEDULE	OPP. STRENGTH OF SCHEDULE	TEAM RPI	ADJ RPI	CONF. RPI	ADJ CONF. RPI	
DIV. I ONLY		6- 20	.23077 294	0- 10	120	191	254	.42291 234	12	12	
DIV. I NON-CONF.		5- 7	.41667 207	0- 0	168	215	215	.46418 208	15	14	
<hr/>											
TOTALS	RPI 1-25	RPI 26-50	W-L RECORDS		RPI 51-100	RPI 101-150	RPI 150+				
6- 20	0- 1	0- 0	OVERALL		0- 4	0- 10	6- 5				
1- 7	0- 0	0- 0	HOME		0- 1	0- 3	1- 3				
2- 8	0- 1	0- 0	AWAY		0- 1	0- 4	2- 2				
3- 5	0- 0	0- 0	NEUTRAL		0- 2	0- 3	3- 0				
<hr/>											
5- 7	0- 1	0- 0	NON-CONFERENCE		0- 2	0- 3	5- 1				
1- 1	0- 0	0- 0	HOME		0- 0	0- 0	1- 1				
1- 1	0- 1	0- 0	AWAY		0- 0	0- 0	1- 0				
3- 5	0- 0	0- 0	NEUTRAL		0- 2	0- 3	3- 0				
<hr/>											
1- 13	0- 0	0- 0	CONFERENCE		0- 2	0- 7	1- 4				
0- 6	0- 0	0- 0	HOME		0- 1	0- 3	0- 2				
1- 7	0- 0	0- 0	AWAY		0- 1	0- 4	1- 2				
0- 0	0- 0	0- 0	NEUTRAL		0- 0	0- 0	0- 0				
<hr/>											
RPI S	Opponent	Score	RPI S	Opponent	Score	RPI S	Opponent	Score	RPI S	Opponent	Score
11 A	Kansas St.	0 3				62 A	IPFW	0 3	117 N	Connecticut	2 3
						62 H	IPFW	2 3	118 N	Arkansas St.	1 3
						63 N	Tulsa	0 3	119 A	Oakland	0 3
						89 N	Sam Houston St.	1 3	119 H	Oakland	1 3
									124 N	Northern Ill.	0 3
									125 A	IUPUI	0 3
									125 H	IUPUI	0 3
									140 A	South Dakota St.	1 3
									140 H	South Dakota St.	0 3
									141 A	UMKC	2 3
									164 A	South Dakota	1 3
									167 A	North Dakota St.	0 3
									167 H	North Dakota St.	0 3
									206 H	Syracuse	3 0
									216 A	Western Ill.	3 2
									216 H	Western Ill.	1 3
									249 H	Drake	2 3
									265 A	Navy	3 0
									294 N	Norfolk St.	3 1
									301 N	New Orleans	3 0
									304 N	Hartford	3 0
<hr/>											
			LAST 10 GAMES								
			62 A	IPFW	0 3	167 A	North Dakota St.	0 3			
			119 A	Oakland	0 3	140 A	South Dakota St.	1 3			
			216 H	Western Ill.	1 3	119 H	Oakland	1 3			
			125 H	IUPUI	0 3	62 H	IPFW	2 3			
			164 A	South Dakota	1 3	125 A	IUPUI	0 3			

Non-Div. I Games:

Neb. Omaha

Average RPI Win: 237		WON-LOST	WINNING	LAST 10	STRENGTH OF	OPP. STRENGTH	TEAM	ADJ	CONF.	ADJ CONF.							
Average RPI Loss: 119		RECORD	PCT. RANK	GAMES	SCHEDULE	OF SCHEDULE	RPI	RPI	RPI	RPI							
DIV. I ONLY		7- 18	.28	279	1- 9	159	160	248	.42254	235	17	17					
DIV. I NON-CONF.		5- 5	.5	157	0- 0	203	120	179	.48379	174	16	16					
<hr/>																	
TOTALS		RPI 1-25		RPI 26-50		W-L RECORDS		RPI 51-100		RPI 101-150		RPI 150+					
7- 18		0- 1		0- 0		OVERALL		0- 4		1- 10		6- 3					
2- 7		0- 0		0- 0		HOME		0- 2		1- 4		1- 1					
1- 10		0- 1		0- 0		AWAY		0- 1		0- 6		1- 2					
4- 1		0- 0		0- 0		NEUTRAL		0- 1		0- 0		4- 0					
5- 5		0- 1		0- 0		NON-CONFERENCE		0- 2		0- 2		5- 0					
1- 1		0- 0		0- 0		HOME		0- 1		0- 0		1- 0					
0- 3		0- 1		0- 0		AWAY		0- 0		0- 2		0- 0					
4- 1		0- 0		0- 0		NEUTRAL		0- 1		0- 0		4- 0					
2- 13		0- 0		0- 0		CONFERENCE		0- 2		1- 8		1- 3					
1- 6		0- 0		0- 0		HOME		0- 1		1- 4		0- 1					
1- 7		0- 0		0- 0		AWAY		0- 1		0- 4		1- 2					
0- 0		0- 0		0- 0		NEUTRAL		0- 0		0- 0		0- 0					
RPI	S	Opponent		Score		RPI	S	Opponent		Score		RPI	S	Opponent		Score	
14	A	Washington		0 3								104	A	New Mexico St.		1 3	
												61	N	San Francisco		0 3	
												99	A	Utah St.		2 3	
												99	H	Utah St.		0 3	
												108	A	UTSA		0 3	
												108	H	UTSA		1 3	
												120	A	Washington St.		0 3	
												131	A	Idaho		1 3	
												131	H	Idaho		2 3	
												147	H	Denver		3 2	
												148	A	Texas St.		1 3	
												148	H	Texas St.		0 3	
												153	H	Boise St.		3 2	
												194	A	San Jose St.		2 3	
												194	H	San Jose St.		0 3	
												204	N	Presbyterian		3 1	
												219	A	Texas-Arlington		0 3	
												252	N	Weber St.		3 2	
												289	N	Eastern Wash.		3 1	
												305	A	Louisiana Tech		3 2	
												312	N	Alabama St.		3 0	
						LAST 10 GAMES											
						131	A	Idaho		1	3	194	H	San Jose St.		0	3
						104	A	New Mexico St.		1	3	219	A	Texas-Arlington		0	3
						108	A	UTSA		0	3	305	A	Louisiana Tech		3	2
						148	A	Texas St.		1	3	131	H	Idaho		2	3
						99	H	Utah St.		0	3	148	H	Texas St.		0	3

Non-Div. I Games:

Seattle

Average RPI Win:	282	WON-LOST RECORD	WINNING PCT. RANK	LAST 10 GAMES	STRENGTH OF SCHEDULE	OPP. STRENGTH OF SCHEDULE	TEAM RPI	ADJ RPI	CONF. RPI	ADJ CONF. RPI				
Average RPI Loss:	162													
DIV. I ONLY		11- 12	.47826	189	6- 4	276	280	235	.42193	236	29	30		
DIV. I NON-CONF.		5- 8	.38462	228	0- 0	157	251	229	.44594	230	27	28		
<hr/>														
TOTALS	RPI 1-25	RPI 26-50		W-L RECORDS		RPI 51-100		RPI 101-150		RPI 150+				
11- 12	0- 1	0- 0		OVERALL		0- 1		0- 3		11- 7				
3- 2	0- 0	0- 0		HOME		0- 0		0- 1		3- 1				
4- 6	0- 0	0- 0		AWAY		0- 1		0- 1		4- 4				
4- 4	0- 1	0- 0		NEUTRAL		0- 0		0- 1		4- 2				
5- 8	0- 1	0- 0		NON-CONFERENCE		0- 1		0- 3		5- 3				
0- 1	0- 0	0- 0		HOME		0- 0		0- 1		0- 0				
1- 3	0- 0	0- 0		AWAY		0- 1		0- 1		1- 1				
4- 4	0- 1	0- 0		NEUTRAL		0- 0		0- 1		4- 2				
6- 4	0- 0	0- 0		CONFERENCE		0- 0		0- 0		6- 4				
3- 1	0- 0	0- 0		HOME		0- 0		0- 0		3- 1				
3- 3	0- 0	0- 0		AWAY		0- 0		0- 0		3- 3				
0- 0	0- 0	0- 0		NEUTRAL		0- 0		0- 0		0- 0				
RPI	S	Opponent	Score		RPI	S	Opponent	Score		RPI	S	Opponent	Score	
24	N	Texas A&M	0	3						64	A	Yale	0	3
										105	A	Seton Hall	2	3
										106	N	Indiana	1	3
										145	H	LIU Brooklyn	1	3
										152	A	Albany (NY)	3	1
										152	H	Albany (NY)	1	3
										160	A	Army	2	3
										178	N	American	0	3
										230	A	New Hampshire	1	3
										230	H	New Hampshire	3	1
										243	A	UMBC	0	3
										255	A	Binghamton	2	3
										276	N	Cornell	3	0
										277	A	Fordham	3	2
										278	N	NJIT	2	3
										291	N	Bucknell	3	2
										300	N	Morgan St.	3	0
										304	A	Hartford	3	1
										304	H	Hartford	3	1
										320	N	Quinnipiac	3	0
										326	A	Providence	3	0
										326	H	Providence	3	0
LAST 10 GAMES														
					230	H	New Hampshire	3	1	255	A	Binghamton	2	3
					326	H	Providence	3	0	326	A	Providence	3	0
					304	A	Hartford	3	1	230	A	New Hampshire	1	3
					152	A	Albany (NY)	3	1	152	H	Albany (NY)	1	3
					243	A	UMBC	0	3	304	H	Hartford	3	1

Non-Div. I Games:

Stony Brook

[illegible]

**Non-Div. I Games:**

Memphis

Average RPI Win:	264	WON-LOST RECORD	WINNING PCT. RANK	LAST 10 GAMES	STRENGTH OF SCHEDULE	OPP. STRENGTH OF SCHEDULE	TEAM RPI	ADJ RPI	CONF. RPI	ADJ CONF. RPI		
DIV. I ONLY		10- 20	.33333	256	1- 9	178	225	243	.42129	237	14	13
DIV. I NON-CONF.		8- 6	.57143	137	0- 0	242	283	191	.47242	191	17	18
<hr/>												
TOTALS	RPI 1-25	RPI 26-50		W-L RECORDS		RPI 51-100		RPI 101-150		RPI 150+		
10- 20	0- 0	0- 0		OVERALL		0- 4		1- 9		9- 7		
6- 9	0- 0	0- 0		HOME		0- 3		0- 3		6- 3		
1- 8	0- 0	0- 0		AWAY		0- 1		0- 4		1- 3		
3- 3	0- 0	0- 0		NEUTRAL		0- 0		1- 2		2- 1		
8- 6	0- 0	0- 0		NON-CONFERENCE		0- 0		1- 5		7- 1		
5- 1	0- 0	0- 0		HOME		0- 0		0- 1		5- 0		
0- 2	0- 0	0- 0		AWAY		0- 0		0- 2		0- 0		
3- 3	0- 0	0- 0		NEUTRAL		0- 0		1- 2		2- 1		
2- 14	0- 0	0- 0		CONFERENCE		0- 4		0- 4		2- 6		
1- 8	0- 0	0- 0		HOME		0- 3		0- 2		1- 3		
1- 6	0- 0	0- 0		AWAY		0- 1		0- 2		1- 3		
0- 0	0- 0	0- 0		NEUTRAL		0- 0		0- 0		0- 0		
RPI	S	Opponent	Score	RPI	S	Opponent	Score	RPI	S	Opponent	Score	
						72 A Central Ark.	0 <span>3</span>	114 A Northwestern St.		1 <span>3</span>		
						72 H Central Ark.	0 <span>3</span>	114 H Northwestern St.		2 <span>3</span>		
						89 H Sam Houston St.	1 <span>3</span>	115 A Alabama		0 <span>3</span>		
						100 H A&M-Corpus Christi	1 <span>3</span>	121 A North Texas		0 <span>3</span>		
								122 A Oral Roberts		0 <span>3</span>		
								122 H Oral Roberts		0 <span>3</span>		
								137 N Houston Baptist		1 <span>3</span>		
								141 N UMKC		1 <span>3</span>		
								143 N East Tenn. St.		3 1		
								148 H Texas St.		0 <span>3</span>		
								154 A Stephen F. Austin		1 <span>3</span>		
								154 H Stephen F. Austin		1 <span>3</span>		
								183 N Austin Peay		0 <span>3</span>		
								188 A Nicholls St.		1 <span>3</span>		
								188 H Nicholls St.		2 <span>3</span>		
								203 H La.-Lafayette		3 1		
								240 A Southeastern La.		3 2		
								240 H Southeastern La.		1 <span>3</span>		
								269 A McNeese St.		0 <span>3</span>		
								269 H McNeese St.		3 0		
								280 H Tulane		3 2		
								287 N Prairie View		3 1		
								298 H South Carolina St.		3 0		
								301 H New Orleans		3 0		
								305 H Louisiana Tech		3 1		
								312 N Alabama St.		3 0		
<hr/>												
LAST 10 GAMES												
						122 H Oral Roberts	0 <span>3</span>	114 A Northwestern St.		1 <span>3</span>		
						72 H Central Ark.	0 <span>3</span>	188 H Nicholls St.		2 <span>3</span>		
						269 H McNeese St.	3 0	89 H Sam Houston St.		1 <span>3</span>		
						240 H Southeastern La.	1 <span>3</span>	100 H A&M-Corpus Christi		1 <span>3</span>		
						154 A Stephen F. Austin	1 <span>3</span>	72 A Central Ark.		0 <span>3</span>		
























Non-Div. I Games:

Lamar

Average RPI Win:		220	WON-LOST RECORD		WINNING PCT. RANK		LAST 10 GAMES		STRENGTH OF SCHEDULE		OPP. STRENGTH OF SCHEDULE		TEAM RPI		ADJ RPI		CONF. RPI		ADJ CONF. RPI	
DIV. I ONLY			9- 18		.33333 256		4- 6		215		126		245		.41903 239		11		11	
DIV. I NON-CONF.			5- 8		.38462 228		0- 0		186		151		230		.45167 223		11		11	
TOTALS		RPI 1-25		RPI 26-50		W-L RECORDS		RPI 51-100		RPI 101-150		RPI 150+								
9- 18		0- 1		0- 0		OVERALL		1- 4		1- 6		7- 7								
5- 6		0- 0		0- 0		HOME		0- 2		1- 1		4- 3								
2- 8		0- 1		0- 0		AWAY		1- 2		0- 2		1- 3								
2- 4		0- 0		0- 0		NEUTRAL		0- 0		0- 3		2- 1								
5- 8		0- 1		0- 0		NON-CONFERENCE		0- 1		0- 4		5- 2								
3- 1		0- 0		0- 0		HOME		0- 1		0- 0		3- 0								
0- 3		0- 1		0- 0		AWAY		0- 0		0- 1		0- 1								
2- 4		0- 0		0- 0		NEUTRAL		0- 0		0- 3		2- 1								
4- 10		0- 0		0- 0		CONFERENCE		1- 3		1- 2		2- 5								
2- 5		0- 0		0- 0		HOME		0- 1		1- 1		1- 3								
2- 5		0- 0		0- 0		AWAY		1- 2		0- 1		1- 2								
0- 0		0- 0		0- 0		NEUTRAL		0- 0		0- 0		0- 0								
RPI	S	Opponent		Score		RPI	S	Opponent		Score		RPI	S	Opponent		Score				
6	A	Minnesota		0 3								106	A	Indiana		0 3				
												124	H	Northern Ill.		0 3				
												125	N	IUPUI		1 3				
												126	A	Central Mich.		1 3				
												135	H	Ball St.		3 2				
												145	N	LIU Brooklyn		0 3				
												146	N	Valparaiso		0 3				
												152	N	Albany (NY)		2 3				
												163	A	Akron		2 3				
												163	H	Akron		0 3				
												171	H	Temple		3 1				
												191	A	Marshall		2 3				
												211	H	Toledo		3 0				
												224	A	Kent St.		3 1				
												224	H	Kent St.		2 3				
												233	A	Buffalo		0 3				
												233	H	Buffalo		0 3				
												241	N	Chattanooga		3 2				
												286	H	Indiana St.		3 2				
												302	N	Wright St.		3 0				
												315	H	Chicago St.		3 0				
LAST 10 GAMES																				
233 H Buffalo						0 3		211 H Toledo						3 0						
163 H Akron						0 3		94 A Eastern Mich.						3 0						
224 A Kent St.						3 1		126 A Central Mich.						1 3						
56 A Ohio						1 3		124 H Northern Ill.						0 3						
135 H Ball St.						3 2		59 A Bowling Green						0 3						

Non-Div. I Games:

Miami (OH)

Average RPI Win: 262		WON-LOST	WINNING	LAST 10	STRENGTH OF		OPP. STRENGTH	TEAM	ADJ	CONF.	ADJ CONF.
Average RPI Loss: 149		RECORD	PCT. RANK	GAMES	SCHEDULE		OF SCHEDULE	RPI	RPI	RPI	RPI
DIV. I ONLY		10- 17	.37037	233	4- 6		203	238	241	.41899	240
DIV. I NON-CONF.		5- 5	.5	157	0- 0		321	329	284	.37651	282
TOTALS		RPI 1-25	RPI 26-50		W-L RECORDS		RPI 51-100		RPI 101-150		RPI 150+
10- 17	0- 0	0- 0		OVERALL		0- 6		0- 4		10- 7	
6- 7	0- 0	0- 0		HOME		0- 3		0- 2		6- 2	
4- 7	0- 0	0- 0		AWAY		0- 3		0- 2		4- 2	
0- 3	0- 0	0- 0		NEUTRAL		0- 0		0- 0		0- 3	
5- 5	0- 0	0- 0		NON-CONFERENCE		0- 0		0- 0		5- 5	
4- 1	0- 0	0- 0		HOME		0- 0		0- 0		4- 1	
1- 1	0- 0	0- 0		AWAY		0- 0		0- 0		1- 1	
0- 3	0- 0	0- 0		NEUTRAL		0- 0		0- 0		0- 3	
5- 12	0- 0	0- 0		CONFERENCE		0- 6		0- 4		5- 2	
2- 6	0- 0	0- 0		HOME		0- 3		0- 2		2- 1	
3- 6	0- 0	0- 0		AWAY		0- 3		0- 2		3- 1	
0- 0	0- 0	0- 0		NEUTRAL		0- 0		0- 0		0- 0	
RPI S	Opponent	Score	RPI S	Opponent	Score	RPI S	Opponent	Score	RPI S	Opponent	Score
						72 A	Central Ark.	2 	114 A	Northwestern St.	1 
						72 H	Central Ark.	1 	114 H	Northwestern St.	0 
						89 A	Sam Houston St.	0 	122 A	Oral Roberts	1 
						89 H	Sam Houston St.	0 	122 H	Oral Roberts	1 
						100 A	A&M-Corpus Christi	0 	154 A	Stephen F. Austin	3 2
						100 H	A&M-Corpus Christi	1 	154 H	Stephen F. Austin	3 2
									164 N	South Dakota	0 
									188 A	Nicholls St.	0 
									209 N	Jacksonville St.	0 
									218 N	Tennessee St.	1 
									237 A	Lamar	3 1
									237 H	Lamar	2 
									252 H	Weber St.	1 
									263 A	Jackson St.	1 
									269 A	McNeese St.	3 2
									269 H	McNeese St.	3 1
									272 H	Tex.-Pan American	3 0
									305 H	Louisiana Tech	3 0
									312 A	Alabama St.	3 1
									324 H	Southern U.	3 0
									328 H	Grambling	3 0
LAST 10 GAMES											
						100 A	A&M-Corpus Christi	0 	72 H	Central Ark.	1 
						89 A	Sam Houston St.	0 	122 H	Oral Roberts	1 
						114 H	Northwestern St.	0 	269 A	McNeese St.	3 2
						154 H	Stephen F. Austin	3 2	154 A	Stephen F. Austin	3 2
						237 A	Lamar	3 1	114 A	Northwestern St.	1 

Non-Div. I Games:

Southeastern La.



Average RPI Win: 269		WON-LOST RECORD		WINNING PCT. RANK		LAST 10 GAMES		STRENGTH OF SCHEDULE		OPP. STRENGTH OF SCHEDULE		TEAM RPI		ADJ RPI		CONF. RPI		ADJ CONF. RPI	
DIV. I ONLY		12- 17		.41379 215		4- 6		247		254		239		.41878 241		20		20	
DIV. I NON-CONF.		6- 9		.4 216		0- 0		297		275		272		.39514 268		22		21	
TOTALS		RPI 1-25		RPI 26-50		W-L RECORDS		RPI 51-100		RPI 101-150		RPI 150+							
12- 17		0- 0		0- 0		OVERALL		0- 3		0- 7		12- 7							
10- 3		0- 0		0- 0		HOME		0- 1		0- 1		10- 1							
1- 8		0- 0		0- 0		AWAY		0- 2		0- 3		1- 3							
1- 6		0- 0		0- 0		NEUTRAL		0- 0		0- 3		1- 3							
6- 9		0- 0		0- 0		NON-CONFERENCE		0- 1		0- 4		6- 4							
5- 0		0- 0		0- 0		HOME		0- 0		0- 0		5- 0							
0- 3		0- 0		0- 0		AWAY		0- 1		0- 1		0- 1							
1- 6		0- 0		0- 0		NEUTRAL		0- 0		0- 3		1- 3							
6- 8		0- 0		0- 0		CONFERENCE		0- 2		0- 3		6- 3							
5- 3		0- 0		0- 0		HOME		0- 1		0- 1		5- 1							
1- 5		0- 0		0- 0		AWAY		0- 1		0- 2		1- 2							
0- 0		0- 0		0- 0		NEUTRAL		0- 0		0- 0		0- 0							
RPI S	Opponent	Score		RPI S	Opponent	Score		RPI S	Opponent	Score		RPI S	Opponent	Score					
								54 A	Clemson	0	3	101 A	Furman	1	3				
								71 A	Col. of Charleston	0	3	106 A	Indiana	1	3				
								87 H	Ga. Southern	0	3	109 A	Samford	1	3				
												109 H	Samford	0	3				
												130 N	Troy	1	3				
												143 N	East Tenn. St.	0	3				
												146 N	Valparaiso	0	3				
												193 H	Wofford	3	2				
												202 A	UNC Greensboro	1	3				
												202 H	UNC Greensboro	3	2				
												212 A	Kennesaw St.	1	3				
												218 N	Tennessee St.	1	3				
												220 H	Davidson	3	1				
												223 A	Elon	0	3				
												223 H	Elon	3	2				
												231 N	Charlotte	0	3				
												239 N	Miami (OH)	2	3				
												259 H	USC Upstate	3	1				
												271 H	Western Caro.	1	3				
												279 H	Appalachian St.	3	0				
												293 H	Alabama A&M	3	1				
												303 H	Tennessee Tech	3	0				
												306 A	Citadel	3	2				
												309 N	N.C. Central	3	0				
												312 H	Alabama St.	3	0				
												330 H	Alcorn	3	0				
LAST 10 GAMES				LAST 10 GAMES				LAST 10 GAMES				LAST 10 GAMES							

Non-Div. I Games:

Chattanooga

Average RPI Win:	256	WON-LOST	WINNING	LAST 10	STRENGTH OF	OPP. STRENGTH	TEAM	ADJ	CONF.	ADJ CONF.	
Average RPI Loss:	179	RECORD	PCT. RANK	GAMES	SCHEDULE	OF SCHEDULE	RPI	RPI	RPI	RPI	
DIV. I ONLY	10- 13	.43478	206	5- 5	243	273	233	.41869	242	25	26
DIV. I NON-CONF.	2- 9	.18182	291	0- 2	205	232	282	.38146	278	28	27
<hr/>											
TOTALS	RPI 1-25	RPI 26-50		W-L RECORDS		RPI 51-100		RPI 101-150		RPI 150+	
10- 13	0- 0	0- 0		OVERALL		0- 4		1- 1		9- 8	
4- 2	0- 0	0- 0		HOME		0- 1		1- 0		3- 1	
5- 6	0- 0	0- 0		AWAY		0- 2		0- 1		5- 3	
1- 5	0- 0	0- 0		NEUTRAL		0- 1		0- 0		1- 4	
<hr/>											
2- 9	0- 0	0- 0		NON-CONFERENCE		0- 4		0- 1		2- 4	
0- 1	0- 0	0- 0		HOME		0- 1		0- 0		0- 0	
1- 3	0- 0	0- 0		AWAY		0- 2		0- 1		1- 0	
1- 5	0- 0	0- 0		NEUTRAL		0- 1		0- 0		1- 4	
<hr/>											
8- 4	0- 0	0- 0		CONFERENCE		0- 0		1- 0		7- 4	
4- 1	0- 0	0- 0		HOME		0- 0		1- 0		3- 1	
4- 3	0- 0	0- 0		AWAY		0- 0		0- 0		4- 3	
0- 0	0- 0	0- 0		NEUTRAL		0- 0		0- 0		0- 0	
<hr/>											
RPI S	Opponent	Score	RPI S	Opponent	Score	RPI S	Opponent	Score	RPI S	Opponent	Score
						54 A	Clemson	0 3	132 A	Pittsburgh	0 3
						68 N	Xavier	2 3	134 H	Liberty	3 1
						71 A	Col. of Charleston	1 3	157 N	Butler	2 3
						95 H	South Carolina	0 3	159 A	High Point	3 2
									191 N	Marshall	0 3
									204 A	Presbyterian	1 3
									204 H	Presbyterian	3 2
									243 N	UMBC	1 3
									256 A	Winthrop	3 2
									256 H	Winthrop	2 3
									257 A	UNC Asheville	2 3
									270 H	Radford	3 2
									292 A	Gardner-Webb	3 0
									295 A	Charleston So.	2 3
									295 H	Charleston So.	3 0
									298 N	South Carolina St.	2 3
									308 A	Campbell	3 2
			318 A	East Carolina	3 2						
			321 N	Howard	3 0						
			LAST 10 GAMES								
			295 H	Charleston So.	3 0	95 H	South Carolina	0 3			
			204 A	Presbyterian	1 3	134 H	Liberty	3 1			
			256 A	Winthrop	3 2	270 H	Radford	3 2			
			257 A	UNC Asheville	2 3	295 A	Charleston So.	2 3			
			292 A	Gardner-Webb	3 0	71 A	Col. of Charleston	1 3			

Non-Div. I Games:

Coastal Caro.

[illegible]

**Non-Div. I Games:**

UMBC

Average RPI Win: 267		WON-LOST RECORD		WINNING PCT. RANK		LAST 10 GAMES		STRENGTH OF SCHEDULE		OPP. STRENGTH OF SCHEDULE		TEAM RPI		ADJ RPI		CONF. RPI		ADJ CONF. RPI	
DIV. I ONLY		7- 22		.24138 287		4- 6		104		220		238		.41638 244		21		21	
DIV. I NON-CONF.		2- 11		.15385 299		0- 0		80		165		246		.42721 246		24		24	
TOTALS		RPI 1-25		RPI 26-50		W-L RECORDS		RPI 51-100		RPI 101-150		RPI 150+							
7- 22		0- 1		0- 1		OVERALL		0- 6		0- 4		7- 10							
2- 5		0- 0		0- 0		HOME		0- 1		0- 1		2- 3							
3- 10		0- 1		0- 0		AWAY		0- 3		0- 2		3- 4							
2- 7		0- 0		0- 1		NEUTRAL		0- 2		0- 1		2- 3							
2- 11		0- 1		0- 1		NON-CONFERENCE		0- 4		0- 1		2- 4							
0- 0		0- 0		0- 0		HOME		0- 0		0- 0		0- 0							
0- 4		0- 1		0- 0		AWAY		0- 2		0- 0		0- 1							
2- 7		0- 0		0- 1		NEUTRAL		0- 2		0- 1		2- 3							
5- 11		0- 0		0- 0		CONFERENCE		0- 2		0- 3		5- 6							
2- 5		0- 0		0- 0		HOME		0- 1		0- 1		2- 3							
3- 6		0- 0		0- 0		AWAY		0- 1		0- 2		3- 3							
0- 0		0- 0		0- 0		NEUTRAL		0- 0		0- 0		0- 0							
RPI S	Opponent	Score		RPI S	Opponent	Score		RPI S	Opponent	Score		RPI S	Opponent	Score					
13 A	Florida	0 3		44 N	North Carolina St.	0 3		58 N	Wisconsin	0 3		123 A	FGCU	0 3					
								71 A	Col. of Charleston	2 3		123 H	FGCU	0 3					
								79 N	Georgia Tech	0 3		134 N	Liberty	2 3					
								87 A	Ga. Southern	1 3		143 A	East Tenn. St.	0 3					
								96 A	Lipscomb	0 3		158 A	Northern Ky.	1 3					
								96 H	Lipscomb	1 3		158 H	Northern Ky.	2 3					
												174 A	North Florida	0 3					
												174 H	North Florida	1 3					
												176 N	Columbia	0 3					
												187 N	South Ala.	0 3					
												197 N	Sacramento St.	0 3					
												198 A	UCF	0 3					
												203 N	La.-Lafayette	3 2					
												212 A	Kennesaw St.	3 2					
												212 H	Kennesaw St.	2 3					
												248 A	Mercer	3 1					
												248 H	Mercer	3 2					
												259 A	USC Upstate	0 3					
												316 A	Stetson	3 0					
												316 H	Stetson	3 0					
												327 N	Savannah St.	3 0					
				LAST 10 GAMES															
				174 A North Florida 0 3				96 H Lipscomb 1 3											
				123 A FGCU 0 3				158 H Northern Ky. 2 3											
				212 A Kennesaw St. 3 2				259 A USC Upstate 0 3											
				248 A Mercer 3 1				143 A East Tenn. St. 0 3											
				316 H Stetson 3 0				248 H Mercer 3 2											

Non-Div. I Games:

Jacksonville

Average RPI Win: 294		WON-LOST	WINNING	LAST 10	STRENGTH OF		OPP. STRENGTH	TEAM	ADJ	CONF.	ADJ CONF.
Average RPI Loss: 193		RECORD	PCT. RANK	GAMES	SCHEDULE		OF SCHEDULE	RPI	RPI	RPI	RPI
DIV. I ONLY		13- 13	.5	170	4- 6		265	306	232	.41632	245
DIV. I NON-CONF.		7- 4	.63636	106	0- 0		265	319	189	.47162	193
TOTALS		RPI 1-25	RPI 26-50		W-L RECORDS		RPI 51-100		RPI 101-150		RPI 150+
13- 13	0- 0	0- 0		OVERALL		0- 1		0- 1		13- 11	
6- 4	0- 0	0- 0		HOME		0- 0		0- 0		6- 4	
3- 8	0- 0	0- 0		AWAY		0- 1		0- 1		3- 6	
4- 1	0- 0	0- 0		NEUTRAL		0- 0		0- 0		4- 1	
7- 4	0- 0	0- 0		NON-CONFERENCE		0- 1		0- 1		7- 2	
3- 0	0- 0	0- 0		HOME		0- 0		0- 0		3- 0	
0- 3	0- 0	0- 0		AWAY		0- 1		0- 1		0- 1	
4- 1	0- 0	0- 0		NEUTRAL		0- 0		0- 0		4- 1	
6- 9	0- 0	0- 0		CONFERENCE		0- 0		0- 0		6- 9	
3- 4	0- 0	0- 0		HOME		0- 0		0- 0		3- 4	
3- 5	0- 0	0- 0		AWAY		0- 0		0- 0		3- 5	
0- 0	0- 0	0- 0		NEUTRAL		0- 0		0- 0		0- 0	
RPI S	Opponent	Score	RPI S	Opponent	Score	RPI S	Opponent	Score	RPI S	Opponent	Score
						78 A	Towson	0 3	111 A	Duquesne	1 3
									177 A	Siena	1 3
									180 A	Fairfield	0 3
									180 H	Fairfield	0 3
									184 A	West Virginia	0 3
									190 A	Canisius	0 3
									190 H	Canisius	2 3
									207 A	Niagara	1 3
									207 H	Niagara	1 3
									258 N	Central Conn. St.	3 1
									260 A	Manhattan	0 3
									260 H	Manhattan	2 3
									266 H	Iona	3 2
									281 H	Coppin St.	3 0
									282 A	Marist	3 2
									284 N	Saint Francis (PA)	3 1
									290 A	Rider	3 1
									290 H	Rider	3 2
									291 N	Bucknell	1 3
									294 N	Norfolk St.	3 0
									295 H	Charleston So.	3 1
									300 H	Morgan St.	3 0
									325 A	Saint Peter's	3 0
									325 H	Saint Peter's	3 0
									326 N	Providence	3 2
LAST 10 GAMES											
						180 A	Fairfield	0 3	282 A	Marist	3 2
						190 H	Canisius	2 3	177 A	Siena	1 3
						207 H	Niagara	1 3	260 A	Manhattan	0 3
						290 A	Rider	3 1	260 H	Manhattan	2 3
						325 A	Saint Peter's	3 0	325 H	Saint Peter's	3 0

Non-Div. I Games:

Loyola Maryland

Average RPI Win: 265		WON-LOST	WINNING	LAST 10	STRENGTH OF		OPP. STRENGTH	TEAM	ADJ	CONF.	ADJ CONF.
Average RPI Loss: 151		RECORD	PCT. RANK	GAMES	SCHEDULE		OF SCHEDULE	RPI	RPI	RPI	RPI
DIV. I ONLY		9- 14	.3913	223	6- 4		256	229	249	.41531	246
DIV. I NON-CONF.		3- 8	.27273	264	0- 0		178	224	257	.41814	253
TOTALS		RPI 1-25	RPI 26-50		W-L RECORDS		RPI 51-100		RPI 101-150		RPI 150+
9- 14	0- 0	0- 1		OVERALL		0- 3		0- 2		9- 8	
7- 4	0- 0	0- 0		HOME		0- 1		0- 0		7- 3	
2- 7	0- 0	0- 1		AWAY		0- 1		0- 1		2- 4	
0- 3	0- 0	0- 0		NEUTRAL		0- 1		0- 1		0- 1	
3- 8	0- 0	0- 1		NON-CONFERENCE		0- 2		0- 2		3- 3	
3- 1	0- 0	0- 0		HOME		0- 0		0- 0		3- 1	
0- 4	0- 0	0- 1		AWAY		0- 1		0- 1		0- 1	
0- 3	0- 0	0- 0		NEUTRAL		0- 1		0- 1		0- 1	
6- 6	0- 0	0- 0		CONFERENCE		0- 1		0- 0		6- 5	
4- 3	0- 0	0- 0		HOME		0- 1		0- 0		4- 2	
2- 3	0- 0	0- 0		AWAY		0- 0		0- 0		2- 3	
0- 0	0- 0	0- 0		NEUTRAL		0- 0		0- 0		0- 0	
RPI S	Opponent	Score	RPI S	Opponent	Score	RPI S	Opponent	Score	RPI S	Opponent	Score
			50 A	Virginia Tech	0 3	64 H	Yale	0 3	117 A	Connecticut	0 3
						78 N	Towson	0 3	128 N	Boston College	0 3
						97 A	Northeastern	0 3	158 H	Northern Ky.	0 3
									170 N	Middle Tenn.	2 3
									176 A	Columbia	3 0
									176 H	Columbia	1 3
									179 A	Princeton	0 3
									179 H	Princeton	2 3
									181 A	Penn	0 3
									181 H	Penn	3 2
									230 A	New Hampshire	2 3
									260 H	Manhattan	3 0
									267 H	Brown	3 0
									276 A	Cornell	3 1
									276 H	Cornell	3 0
									307 A	Dartmouth	2 3
									307 H	Dartmouth	3 1
									317 H	Holy Cross	3 1
									326 H	Providence	3 0
			LAST 10 GAMES								
			276 H	Cornell	3 0	176 A	Columbia	3 0			
			176 H	Columbia	1 3	276 A	Cornell	3 1			
			179 A	Princeton	0 3	64 H	Yale	0 3			
			181 A	Penn	0 3	267 H	Brown	3 0			
			307 H	Dartmouth	3 1	181 H	Penn	3 2			

Non-Div. I Games:

Harvard

Average RPI Win:	241	WON-LOST RECORD	WINNING PCT. RANK	LAST 10 GAMES	STRENGTH OF SCHEDULE	OPP. STRENGTH OF SCHEDULE	TEAM RPI	ADJ RPI	CONF. RPI	ADJ CONF. RPI		
DIV. I ONLY		9- 19	.32143	264	1- 9	186	183	246	.41452	247	16	16
DIV. I NON-CONF.		4- 8	.33333	243	0- 1	217	198	253	.41527	255	14	12
-----												
TOTALS	RPI 1-25	RPI 26-50		W-L RECORDS		RPI 51-100		RPI 101-150		RPI 150+		
9- 19	0- 0	0- 0		OVERALL		0- 9		1- 3		8- 7		
4- 5	0- 0	0- 0		HOME		0- 3		1- 1		3- 1		
3- 9	0- 0	0- 0		AWAY		0- 5		0- 1		3- 3		
2- 5	0- 0	0- 0		NEUTRAL		0- 1		0- 1		2- 3		
4- 8	0- 0	0- 0		NON-CONFERENCE		0- 2		1- 1		3- 5		
1- 0	0- 0	0- 0		HOME		0- 0		1- 0		0- 0		
1- 3	0- 0	0- 0		AWAY		0- 1		0- 0		1- 2		
2- 5	0- 0	0- 0		NEUTRAL		0- 1		0- 1		2- 3		
5- 11	0- 0	0- 0		CONFERENCE		0- 7		0- 2		5- 2		
3- 5	0- 0	0- 0		HOME		0- 3		0- 1		3- 1		
2- 6	0- 0	0- 0		AWAY		0- 4		0- 1		2- 1		
0- 0	0- 0	0- 0		NEUTRAL		0- 0		0- 0		0- 0		
RPI	S	Opponent	Score	RPI	S	Opponent	Score	RPI	S	Opponent	Score	
						57 A Idaho St.	0 3	136 A North Dakota		0 3		
						57 H Idaho St.	1 3	139 N UC Irvine		0 3		
						77 N Utah	0 3	144 H Montana St.		1 3		
						81 A Portland St.	1 3	150 H Utah Valley		3 0		
						81 H Portland St.	2 3	151 N Portland		0 3		
						88 A Northern Colo.	0 3	153 A Boise St.		0 3		
						90 A Northern Ariz.	0 3	165 N UMES		2 3		
						90 H Northern Ariz.	1 3	194 N San Jose St.		2 3		
						99 A Utah St.	1 3	197 A Sacramento St.		0 3		
								197 H Sacramento St.		3 1		
								212 N Kennesaw St.		3 0		
								215 A CSU Bakersfield		1 3		
								229 H Montana		3 0		
								252 A Weber St.		3 1		
								252 H Weber St.		3 0		
								257 N UNC Asheville		3 0		
								289 A Eastern Wash.		3 2		
								289 H Eastern Wash.		0 3		
								327 A Savannah St.		3 0		
LAST 10 GAMES												
						289 H Eastern Wash.	0 3	252 H Weber St.		3 0		
						81 H Portland St.	2 3	57 H Idaho St.		1 3		
						90 A Northern Ariz.	0 3	88 A Northern Colo.		0 3		
						215 A CSU Bakersfield	1 3	136 A North Dakota		0 3		
						197 A Sacramento St.	0 3	144 H Montana St.		1 3		

Non-Div. I Games:

Southern Utah

Average RPI Win: 250		WON-LOST RECORD		WINNING PCT. RANK		LAST 10 GAMES		STRENGTH OF SCHEDULE		OPP. STRENGTH OF SCHEDULE		TEAM RPI		ADJ RPI		CONF. RPI		ADJ CONF. RPI	
DIV. I ONLY		9- 17		.34615 249		2- 8		172		253		237		.41364 248		21		21	
DIV. I NON-CONF.		4- 6		.4 216		0- 0		225		270		245		.42834 245		24		24	
TOTALS		RPI 1-25		RPI 26-50		W-L RECORDS		RPI 51-100		RPI 101-150		RPI 150+							
9- 17		0- 0		0- 0		OVERALL		0- 3		1- 5		8- 9							
2- 6		0- 0		0- 0		HOME		0- 1		1- 1		1- 4							
4- 8		0- 0		0- 0		AWAY		0- 2		0- 2		4- 4							
3- 3		0- 0		0- 0		NEUTRAL		0- 0		0- 2		3- 1							
4- 6		0- 0		0- 0		NON-CONFERENCE		0- 1		0- 2		4- 3							
0- 0		0- 0		0- 0		HOME		0- 0		0- 0		0- 0							
1- 3		0- 0		0- 0		AWAY		0- 1		0- 0		1- 2							
3- 3		0- 0		0- 0		NEUTRAL		0- 0		0- 2		3- 1							
5- 11		0- 0		0- 0		CONFERENCE		0- 2		1- 3		4- 6							
2- 6		0- 0		0- 0		HOME		0- 1		1- 1		1- 4							
3- 5		0- 0		0- 0		AWAY		0- 1		0- 2		3- 2							
0- 0		0- 0		0- 0		NEUTRAL		0- 0		0- 0		0- 0							
RPI S	Opponent	Score		RPI S	Opponent	Score		RPI S	Opponent	Score		RPI S	Opponent	Score					
								87 A	Ga. Southern	0	3	101 N	Furman	1	3				
								96 A	Lipscomb	0	3	109 N	Samford	0	3				
								96 H	Lipscomb	1	3	123 A	FGCU	2	3				
												123 H	FGCU	2	3				
												143 A	East Tenn. St.	1	3				
												143 H	East Tenn. St.	3	0				
												158 A	Northern Ky.	0	3				
												158 H	Northern Ky.	0	3				
												174 A	North Florida	3	2				
												174 H	North Florida	0	3				
												187 N	South Ala.	1	3				
												190 N	Canisius	3	1				
												212 A	Kennesaw St.	3	2				
												244 A	Jacksonville	2	3				
												244 H	Jacksonville	1	3				
												250 A	Georgia St.	1	3				
												256 A	Winthrop	0	3				
												259 H	USC Upstate	0	3				
												271 N	Western Caro.	3	1				
												295 A	Charleston So.	3	0				
												316 A	Stetson	3	0				
												316 H	Stetson	3	1				
												329 N	N.C. A&T	3	1				
LAST 10 GAMES																			
								96 A	Lipscomb	0	3	123 A	FGCU	2	3				
								158 A	Northern Ky.	0	3	259 H	USC Upstate	0	3				
								174 H	North Florida	0	3	212 A	Kennesaw St.	3	2				
								244 H	Jacksonville	1	3	143 A	East Tenn. St.	1	3				
								316 A	Stetson	3	0	244 A	Jacksonville	2	3				

Non-Div. I Games:

Mercer



Average RPI Win: 242		WON-LOST	WINNING	LAST 10	STRENGTH OF		OPP. STRENGTH	TEAM	ADJ	CONF.	ADJ CONF.
Average RPI Loss: 104		RECORD	PCT. RANK	GAMES	SCHEDULE		OF SCHEDULE	RPI	RPI	RPI	RPI
DIV. I ONLY		4- 21	.16	307	3- 7		124	90	263	.41027	249
DIV. I NON-CONF.		1- 10	.09091	310	0- 1		201	60	288	.37933	279
TOTALS		RPI 1-25	RPI 26-50		W-L RECORDS		RPI 51-100		RPI 101-150		RPI 150+
4- 21	0- 0	0- 6		OVERALL		0- 6		0- 3		4- 6	
2- 5	0- 0	0- 3		HOME		0- 2		0- 0		2- 0	
2- 10	0- 0	0- 2		AWAY		0- 2		0- 2		2- 4	
0- 6	0- 0	0- 1		NEUTRAL		0- 2		0- 1		0- 2	
1- 10	0- 0	0- 1		NON-CONFERENCE		0- 3		0- 2		1- 4	
0- 0	0- 0	0- 0		HOME		0- 0		0- 0		0- 0	
1- 4	0- 0	0- 0		AWAY		0- 1		0- 1		1- 2	
0- 6	0- 0	0- 1		NEUTRAL		0- 2		0- 1		0- 2	
3- 11	0- 0	0- 5		CONFERENCE		0- 3		0- 1		3- 2	
2- 5	0- 0	0- 3		HOME		0- 2		0- 0		2- 0	
1- 6	0- 0	0- 2		AWAY		0- 1		0- 1		1- 2	
0- 0	0- 0	0- 0		NEUTRAL		0- 0		0- 0		0- 0	
RPI S	Opponent	Score	RPI S	Opponent	Score	RPI S	Opponent	Score	RPI S	Opponent	Score
			33 A	Creighton	0 3	51 N	Auburn	0 3	103 A	Illinois St.	0 3
			33 H	Creighton	0 3	58 A	Wisconsin	0 3	104 A	New Mexico St.	1 3
			42 H	Wichita St.	0 3	76 A	Southern Ill.	1 3	126 N	Central Mich.	1 3
			46 A	UNI	0 3	76 H	Southern Ill.	1 3	167 A	North Dakota St.	1 3
			46 H	UNI	1 3	85 N	Cincinnati	0 3	167 N	North Dakota St.	1 3
			48 N	Northwestern	0 3	86 H	Missouri St.	0 3	173 A	Green Bay	0 3
									221 A	Evansville	1 3
									221 H	Evansville	3 0
									222 N	Milwaukee	0 3
									228 A	Bradley	1 3
									228 H	Bradley	3 2
									234 A	Neb. Omaha	3 2
									286 A	Indiana St.	3 1
LAST 10 GAMES			228 A	Bradley	1 3	167 A	North Dakota St.	1 3			
			46 A	UNI	0 3	103 A	Illinois St.	0 3			
			221 H	Evansville	3 0	286 A	Indiana St.	3 1			
			76 H	Southern Ill.	1 3	46 H	UNI	1 3			
			33 H	Creighton	0 3	228 H	Bradley	3 2			

Non-Div. I Games:

Drake

Average RPI Win:	221	WON-LOST	WINNING	LAST 10	STRENGTH OF	OPP. STRENGTH	TEAM	ADJ	CONF.	ADJ CONF.		
Average RPI Loss:	138	RECORD	PCT. RANK	GAMES	SCHEDULE	OF SCHEDULE	RPI	RPI	RPI	RPI		
DIV. I ONLY		4- 20	.16667	304	2- 8	83	193	255	.40979	250	19	18
DIV. I NON-CONF.		2- 10	.16667	297	0- 0	53	145	224	.4578	217	19	19
<hr/>												
TOTALS	RPI 1-25	RPI 26-50		W-L RECORDS		RPI 51-100		RPI 101-150		RPI 150+		
4- 20	0- 0	0- 0		OVERALL		0- 7		1- 4		3- 9		
3- 6	0- 0	0- 0		HOME		0- 1		0- 1		3- 4		
0- 10	0- 0	0- 0		AWAY		0- 4		0- 1		0- 5		
1- 4	0- 0	0- 0		NEUTRAL		0- 2		1- 2		0- 0		
<hr/>												
2- 10	0- 0	0- 0		NON-CONFERENCE		0- 4		1- 4		1- 2		
1- 2	0- 0	0- 0		HOME		0- 0		0- 1		1- 1		
0- 4	0- 0	0- 0		AWAY		0- 2		0- 1		0- 1		
1- 4	0- 0	0- 0		NEUTRAL		0- 2		1- 2		0- 0		
<hr/>												
2- 10	0- 0	0- 0		CONFERENCE		0- 3		0- 0		2- 7		
2- 4	0- 0	0- 0		HOME		0- 1		0- 0		2- 3		
0- 6	0- 0	0- 0		AWAY		0- 2		0- 0		0- 4		
0- 0	0- 0	0- 0		NEUTRAL		0- 0		0- 0		0- 0		
<hr/>												
RPI	S	Opponent	Score	RPI	S	Opponent	Score	RPI	S	Opponent	Score	
						53 A Georgia	0 3	109 H Samford		0 3		
						54 N Clemson	0 3	121 N North Texas		0 3		
						78 A Towson	0 3	125 A IUPUI		0 3		
						78 H Towson	0 3	130 N Troy		3 0		
						79 A Georgia Tech	0 3	135 N Ball St.		0 3		
						87 N Ga. Southern	1 3	155 A Delaware		0 3		
						97 A Northeastern	0 3	155 H Delaware		1 3		
								161 A UAB		1 3		
								186 A Hofstra		0 3		
								187 H South Ala.		2 3		
								201 H William & Mary		1 3		
								210 A James Madison		0 3		
								210 H James Madison		0 3		
								232 H UNC Wilmington		3 2		
								248 H Mercer		3 1		
								273 A George Mason		0 3		
								273 H George Mason		3 0		
<hr/>												
LAST 10 GAMES												
						78 H Towson	0 3	210 H James Madison		0 3		
						155 H Delaware	1 3	201 H William & Mary		1 3		
						97 A Northeastern	0 3	232 H UNC Wilmington		3 2		
						186 A Hofstra	0 3	155 A Delaware		0 3		
						273 H George Mason	3 0	78 A Towson		0 3		

Non-Div. I Games:

Georgia St.

Average RPI Win: 259		WON-LOST	WINNING	LAST 10	STRENGTH OF		OPP. STRENGTH	TEAM	ADJ	CONF.	ADJ CONF.
Average RPI Loss: 145		RECORD	PCT. RANK	GAMES	SCHEDULE		OF SCHEDULE	RPI	RPI	RPI	RPI
DIV. I ONLY		5- 16	.2381	291	1- 9		141	216	258	.40709	251
DIV. I NON-CONF.		4- 5	.44444	193	0- 0		147	278	199	.46812	199
TOTALS		RPI 1-25	RPI 26-50		W-L RECORDS		RPI 51-100		RPI 101-150		RPI 150+
5- 16	0- 0	0- 2		OVERALL		0- 0		0- 6		5- 8	
1- 5	0- 0	0- 1		HOME		0- 0		0- 1		1- 3	
3- 8	0- 0	0- 1		AWAY		0- 0		0- 3		3- 4	
1- 3	0- 0	0- 0		NEUTRAL		0- 0		0- 2		1- 1	
4- 5	0- 0	0- 1		NON-CONFERENCE		0- 0		0- 2		4- 2	
0- 0	0- 0	0- 0		HOME		0- 0		0- 0		0- 0	
3- 2	0- 0	0- 1		AWAY		0- 0		0- 0		3- 1	
1- 3	0- 0	0- 0		NEUTRAL		0- 0		0- 2		1- 1	
1- 11	0- 0	0- 1		CONFERENCE		0- 0		0- 4		1- 6	
1- 5	0- 0	0- 1		HOME		0- 0		0- 1		1- 3	
0- 6	0- 0	0- 0		AWAY		0- 0		0- 3		0- 3	
0- 0	0- 0	0- 0		NEUTRAL		0- 0		0- 0		0- 0	
RPI S	Opponent	Score	RPI S	Opponent	Score	RPI S	Opponent	Score	RPI S	Opponent	Score
			26 A	Arkansas	0 3				118 A	Arkansas St.	0 3
			30 H	Western Ky.	0 3				121 A	North Texas	0 3
									121 H	North Texas	2 3
									129 N	UTEP	0 3
									130 A	Troy	1 3
									137 N	Houston Baptist	1 3
									154 A	Stephen F. Austin	3 1
									156 A	UALR	0 3
									170 H	Middle Tenn.	0 3
									182 A	Mississippi St.	1 3
									187 A	South Ala.	2 3
									192 H	FIU	1 3
									203 A	La.-Lafayette	0 3
									203 H	La.-Lafayette	0 3
									212 N	Kennesaw St.	1 3
									263 A	Jackson St.	3 1
									263 N	Jackson St.	3 1
									285 H	Fla. Atlantic	3 1
									328 A	Grambling	3 0
LAST 10 GAMES											
			121 H	North Texas	2 3		187 A	South Ala.	2 3		
			203 A	La.-Lafayette	0 3		30 H	Western Ky.	0 3		
			192 H	FIU	1 3		170 H	Middle Tenn.	0 3		
			285 H	Fla. Atlantic	3 1		118 A	Arkansas St.	0 3		
			130 A	Troy	1 3		156 A	UALR	0 3		

Non-Div. I Games:

La.-Monroe

Average RPI Win:	262	WON-LOST RECORD	WINNING PCT. RANK	LAST 10 GAMES	STRENGTH OF SCHEDULE	OPP. STRENGTH OF SCHEDULE	TEAM RPI	ADJ RPI	CONF. RPI	ADJ CONF. RPI					
DIV. I ONLY	10- 18	.35714	242	3- 7	271	181	262	.40649	252	16	16				
DIV. I NON-CONF.	7- 5	.58333	132	1- 0	313	222	235	.4429	234	14	12				
<hr/>															
TOTALS	RPI 1-25	RPI 26-50		W-L RECORDS		RPI 51-100		RPI 101-150		RPI 150+					
10- 18	0- 0	0- 0		OVERALL		0- 8		0- 6		10- 4					
3- 6	0- 0	0- 0		HOME		0- 3		0- 2		3- 1					
2- 10	0- 0	0- 0		AWAY		0- 4		0- 4		2- 2					
5- 2	0- 0	0- 0		NEUTRAL		0- 1		0- 0		5- 1					
<hr/>															
7- 5	0- 0	0- 0		NON-CONFERENCE		0- 2		0- 2		7- 1					
1- 0	0- 0	0- 0		HOME		0- 0		0- 0		1- 0					
1- 3	0- 0	0- 0		AWAY		0- 1		0- 2		1- 0					
5- 2	0- 0	0- 0		NEUTRAL		0- 1		0- 0		5- 1					
<hr/>															
3- 13	0- 0	0- 0		CONFERENCE		0- 6		0- 4		3- 3					
2- 6	0- 0	0- 0		HOME		0- 3		0- 2		2- 1					
1- 7	0- 0	0- 0		AWAY		0- 3		0- 2		1- 2					
0- 0	0- 0	0- 0		NEUTRAL		0- 0		0- 0		0- 0					
<hr/>															
RPI	S	Opponent	Score	RPI	S	Opponent	Score	RPI	S	Opponent	Score				
				57 A Idaho St.				0	3	120 A Washington St.		0	3		
				77 N Utah				0	3	136 A North Dakota		2	3		
				81 H Portland St.				0	3	136 H North Dakota		2	3		
				88 A Northern Colo.				0	3	144 A Montana St.		0	3		
				88 H Northern Colo.				0	3	144 H Montana St.		2	3		
				90 A Northern Ariz.				2	3	150 A Utah Valley		0	3		
				90 H Northern Ariz.				0	3	151 N Portland		3	1		
				99 A Utah St.				0	3	197 A Sacramento St.		1	3		
										229 A Montana		3	2		
										229 H Montana		3	2		
										235 N Seattle		2	3		
										240 A Southeastern La.		3	1		
										247 A Southern Utah		0	3		
										247 H Southern Utah		1	3		
										272 H Tex.-Pan American		3	1		
										272 N Tex.-Pan American		3	1		
										289 H Eastern Wash.		3	0		
										305 N Louisiana Tech		3	0		
										312 N Alabama St.		3	0		
										324 N Southern U.		3	0		
<hr/>															
				LAST 10 GAMES											
				229 H Montana				3	2	247 A Southern Utah				0	3
				144 H Montana St.				2	3	90 A Northern Ariz.				2	3
				272 H Tex.-Pan American				3	1	81 H Portland St.				0	3
				136 A North Dakota				2	3	289 H Eastern Wash.				3	0
				88 A Northern Colo.				0	3	197 A Sacramento St.				1	3

Non-Div. I Games:

Weber St.

Average RPI Win: 294		WON-LOST	WINNING	LAST 10	STRENGTH OF		OPP. STRENGTH	TEAM	ADJ	CONF.	ADJ CONF.
Average RPI Loss: 187		RECORD	PCT. RANK	GAMES	SCHEDULE		OF SCHEDULE	RPI	RPI	RPI	RPI
DIV. I ONLY		16- 14	.53333	160	7- 3		298	299	252	.40528	253
DIV. I NON-CONF.		4- 12	.25	268	0- 1		280	247	290	.35922	292
TOTALS		RPI 1-25	RPI 26-50		W-L RECORDS		RPI 51-100		RPI 101-150		RPI 150+
16- 14	0- 0	0- 0		OVERALL		0- 2		0- 3		16- 9	
10- 2	0- 0	0- 0		HOME		0- 0		0- 1		10- 1	
5- 6	0- 0	0- 0		AWAY		0- 0		0- 1		5- 5	
1- 6	0- 0	0- 0		NEUTRAL		0- 2		0- 1		1- 3	
4- 12	0- 0	0- 0		NON-CONFERENCE		0- 2		0- 2		4- 8	
3- 1	0- 0	0- 0		HOME		0- 0		0- 0		3- 1	
0- 5	0- 0	0- 0		AWAY		0- 0		0- 1		0- 4	
1- 6	0- 0	0- 0		NEUTRAL		0- 2		0- 1		1- 3	
12- 2	0- 0	0- 0		CONFERENCE		0- 0		0- 1		12- 1	
7- 1	0- 0	0- 0		HOME		0- 0		0- 1		7- 0	
5- 1	0- 0	0- 0		AWAY		0- 0		0- 0		5- 1	
0- 0	0- 0	0- 0		NEUTRAL		0- 0		0- 0		0- 0	
RPI S	Opponent	Score	RPI S	Opponent	Score	RPI S	Opponent	Score	RPI S	Opponent	Score
						82 N	Maryland	0 3	111 A	Duquesne	0 3
						84 N	Colorado	0 3	114 N	Northwestern St.	0 3
									145 H	LIU Brooklyn	0 3
									154 A	Stephen F. Austin	0 3
									184 H	West Virginia	3 2
									195 A	Villanova	0 3
									205 A	Youngstown St.	0 3
									210 N	James Madison	0 3
									230 N	New Hampshire	0 3
									243 A	UMBC	0 3
									258 A	Central Conn. St.	3 0
									258 H	Central Conn. St.	3 1
									274 N	Southern Miss.	0 3
									283 A	Sacred Heart	2 3
									283 H	Sacred Heart	3 1
									284 A	Saint Francis (PA)	3 0
									284 H	Saint Francis (PA)	3 2
									291 H	Bucknell	1 3
									294 H	Norfolk St.	3 1
									310 A	Bryant	3 0
									310 H	Bryant	3 1
									313 A	Fairleigh Dickinson	3 1
									313 H	Fairleigh Dickinson	3 1
									320 A	Quinnipiac	3 0
									320 H	Quinnipiac	3 0
									321 N	Howard	3 0
									323 H	St. Francis (NY)	3 1
LAST 10 GAMES											
			313 H	Fairleigh Dickinson	3 1	111 A	Duquesne	0 3	313 H	Fairleigh Dickinson	3 1
			283 H	Sacred Heart	3 1	310 A	Bryant	3 0	320 A	Quinnipiac	3 0
			284 A	Saint Francis (PA)	3 0	313 A	Fairleigh Dickinson	3 1	320 H	Quinnipiac	3 0
			320 H	Quinnipiac	3 0	283 A	Sacred Heart	2 3	321 N	Howard	3 0
			258 H	Central Conn. St.	3 1	145 H	LIU Brooklyn	0 3	323 H	St. Francis (NY)	3 1

Non-Div. I Games:

Robert Morris

RPI	S	Opponent	Score	
326	H	Providence	3	0

Robert Morris

R  
o  
b  
e  
r  
t  
M  
o  
r  
r  
i  
s

R  
o  
b  
e  
r  
t  
M  
o  
r  
r  
i  
s

Average RPI Win:		239	WON-LOST RECORD		WINNING PCT. RANK		LAST 10 GAMES		STRENGTH OF SCHEDULE		OPP. STRENGTH OF SCHEDULE		TEAM RPI		ADJ RPI		CONF. RPI		ADJ CONF. RPI	
Average RPI Loss:		151																		
DIV. I ONLY			10- 19		.34483 255		6- 4		232		169		253		.40382 254		24		24	
DIV. I NON-CONF.			3- 12		.2 284		0- 2		159		64		255		.41716 254		23		23	
TOTALS		RPI 1-25		RPI 26-50		W-L RECORDS		RPI 51-100		RPI 101-150		RPI 150+								
10- 19		0- 1		0- 2		OVERALL		0- 1		1- 4		9- 11								
3- 5		0- 0		0- 0		HOME		0- 1		0- 1		3- 3								
5- 8		0- 1		0- 1		AWAY		0- 0		0- 1		5- 5								
2- 6		0- 0		0- 1		NEUTRAL		0- 0		1- 2		1- 3								
3- 12		0- 1		0- 2		NON-CONFERENCE		0- 0		1- 4		2- 5								
0- 2		0- 0		0- 0		HOME		0- 0		0- 1		0- 1								
1- 4		0- 1		0- 1		AWAY		0- 0		0- 1		1- 1								
2- 6		0- 0		0- 1		NEUTRAL		0- 0		1- 2		1- 3								
7- 7		0- 0		0- 0		CONFERENCE		0- 1		0- 0		7- 6								
3- 3		0- 0		0- 0		HOME		0- 1		0- 0		3- 2								
4- 4		0- 0		0- 0		AWAY		0- 0		0- 0		4- 4								
0- 0		0- 0		0- 0		NEUTRAL		0- 0		0- 0		0- 0								
RPI	S	Opponent			Score		RPI	S	Opponent			Score		RPI	S	Opponent			Score	
3	A	Penn St.			0 3		28	N	Michigan			0 3		83	H	Morehead St.			2 3	
							36	A	Marquette			0 3								
																111	N	Duquesne 0 3		
																116	N	Iowa 1 3		
																119	A	Oakland 0 3		
																125	H	IUPUI 1 3		
																141	N	Wake Forest 3 1		
																151	N	Portland 2 3		
																157	N	Butler 0 3		
																169	A	Ill.-Chicago 0 3		
																172	H	Saint Louis 1 3		
																183	A	Austin Peay 0 3		
																183	H	Austin Peay 3 2		
																185	A	Southeast Mo. St. 3 2		
																185	H	Southeast Mo. St. 1 3		
																209	A	Jacksonville St. 3 1		
																211	N	Toledo 2 3		
																218	A	Tennessee St. 0 3		
																226	A	DePaul 3 1		
																262	H	Eastern Ky. 3 1		
																268	A	UT Martin 1 3		
																268	H	UT Martin 1 3		
																275	A	SIU Edwardsville 0 3		
																286	N	Indiana St. 3 2		
																297	A	Murray St. 3 1		
																297	H	Murray St. 3 0		
																303	A	Tennessee Tech 3 1		
LAST 10 GAMES																				
					303	A	Tennessee Tech		3	1	172	H	Saint Louis		1	3				
					209	A	Jacksonville St.		3	1	183	H	Austin Peay		3	2				
					125	H	IUPUI		1	3	297	H	Murray St.		3	0				
					185	A	Southeast Mo. St.		3	2	297	A	Murray St.		3	1				
					268	A	UT Martin		1	3	183	A	Austin Peay		0	3				

Non-Div. I Games:

Eastern Ill.





Average RPI Win:	273	WON-LOST	WINNING	LAST 10	STRENGTH OF	OPP. STRENGTH	TEAM	ADJ	CONF.	ADJ CONF.	
Average RPI Loss:	186	RECORD	PCT. RANK	GAMES	SCHEDULE	OF SCHEDULE	RPI	RPI	RPI	RPI	
DIV. I ONLY	13- 15	.46429	191	6- 4	282	274	250	.40087	256	25	26
DIV. I NON-CONF.	6- 9	.4	216	0- 1	269	244	258	.40942	257	28	27
<hr/>											
TOTALS	RPI 1-25	RPI 26-50		W-L RECORDS		RPI 51-100		RPI 101-150		RPI 150+	
13- 15	0- 0	0- 0		OVERALL		0- 2		0- 3		13- 10	
8- 5	0- 0	0- 0		HOME		0- 0		0- 1		8- 4	
4- 5	0- 0	0- 0		AWAY		0- 1		0- 2		4- 2	
1- 5	0- 0	0- 0		NEUTRAL		0- 1		0- 0		1- 4	
<hr/>											
6- 9	0- 0	0- 0		NON-CONFERENCE		0- 2		0- 2		6- 5	
4- 2	0- 0	0- 0		HOME		0- 0		0- 1		4- 1	
1- 2	0- 0	0- 0		AWAY		0- 1		0- 1		1- 0	
1- 5	0- 0	0- 0		NEUTRAL		0- 1		0- 0		1- 4	
<hr/>											
7- 6	0- 0	0- 0		CONFERENCE		0- 0		0- 1		7- 5	
4- 3	0- 0	0- 0		HOME		0- 0		0- 0		4- 3	
3- 3	0- 0	0- 0		AWAY		0- 0		0- 1		3- 2	
0- 0	0- 0	0- 0		NEUTRAL		0- 0		0- 0		0- 0	
<hr/>											
RPI S	Opponent	Score	RPI S	Opponent	Score	RPI S	Opponent	Score	RPI S	Opponent	Score
						54 N	Clemson	0 3	101 H	Furman	0 3
						95 A	South Carolina	0 3	134 A	Liberty	0 3
						141 A	Wake Forest	0 3			
						159 H	High Point	3 2			
						161 N	UAB	0 3			
						174 H	North Florida	0 3			
						204 H	Presbyterian	1 3			
						220 N	Davidson	2 3			
						228 N	Bradley	0 3			
						232 N	UNC Wilmington	0 3			
						242 A	Coastal Caro.	3 2			
						242 H	Coastal Caro.	2 3			
						248 H	Mercer	3 0			
						257 A	UNC Asheville	0 3			
						257 H	UNC Asheville	1 3			
						261 N	Hampton	3 2			
						270 A	Radford	3 2			
						271 H	Western Caro.	3 0			
						279 H	Appalachian St.	3 0			
						292 A	Gardner-Webb	3 2			
						292 H	Gardner-Webb	3 0			
						295 A	Charleston So.	2 3			
						295 H	Charleston So.	3 0			
						308 H	Campbell	3 1			
						309 A	N.C. Central	3 0			
329 H	N.C. A&T	3 0									
LAST 10 GAMES											
257 A	UNC Asheville	0 3	134 A	Liberty	0 3	295 H	Charleston So.	3 0			
292 A	Gardner-Webb	3 2	270 A	Radford	3 2	308 H	Campbell	3 1			
295 H	Charleston So.	3 0	308 H	Campbell	3 1	309 A	N.C. Central	3 0			
242 H	Coastal Caro.	2 3	159 H	High Point	3 2	329 H	N.C. A&T	3 0			
101 H	Furman	0 3	292 H	Gardner-Webb	3 0						

Non-Div. I Games:

Winthrop

Average RPI Win: 257		WON-LOST	WINNING	LAST 10	STRENGTH OF		OPP. STRENGTH	TEAM	ADJ	CONF.	ADJ CONF.
Average RPI Loss: 190		RECORD	PCT. RANK	GAMES	SCHEDULE		OF SCHEDULE	RPI	RPI	RPI	RPI
DIV. I ONLY		11- 18	.37931	229	7- 3		195	288	247	.3986	257
DIV. I NON-CONF.		4- 12	.25	268	0- 0		173	286	265	.39018	275
TOTALS		RPI 1-25	RPI 26-50		W-L RECORDS		RPI 51-100		RPI 101-150		RPI 150+
11- 18	0- 0	0- 0		OVERALL		0- 3		1- 1		10- 14	
6- 2	0- 0	0- 0		HOME		0- 0		1- 0		5- 2	
4- 7	0- 0	0- 0		AWAY		0- 1		0- 0		4- 5	
1- 9	0- 0	0- 0		NEUTRAL		0- 2		0- 1		1- 6	
4- 12	0- 0	0- 0		NON-CONFERENCE		0- 3		0- 1		4- 8	
1- 0	0- 0	0- 0		HOME		0- 0		0- 0		1- 0	
2- 3	0- 0	0- 0		AWAY		0- 1		0- 0		2- 2	
1- 9	0- 0	0- 0		NEUTRAL		0- 2		0- 1		1- 6	
7- 6	0- 0	0- 0		CONFERENCE		0- 0		1- 0		6- 6	
5- 2	0- 0	0- 0		HOME		0- 0		1- 0		4- 2	
2- 4	0- 0	0- 0		AWAY		0- 0		0- 0		2- 4	
0- 0	0- 0	0- 0		NEUTRAL		0- 0		0- 0		0- 0	
RPI S	Opponent	Score	RPI S	Opponent	Score	RPI S	Opponent	Score	RPI S	Opponent	Score
						78 N	Towson	0 3	134 H	Liberty	3 2
						93 N	New Mexico	0 3	143 N	East Tenn. St.	2 3
						95 A	South Carolina	0 3	159 A	High Point	0 3
									159 A	High Point	0 3
									163 N	Akron	1 3
									165 N	UMES	0 3
									171 N	Temple	0 3
									178 N	American	0 3
									202 A	UNC Greensboro	3 2
									204 A	Presbyterian	0 3
									204 H	Presbyterian	3 2
									212 N	Kennesaw St.	0 3
									231 A	Charlotte	1 3
									242 H	Coastal Caro.	3 2
									247 N	Southern Utah	0 3
									256 A	Winthrop	3 1
									256 H	Winthrop	3 0
									259 A	USC Upstate	1 3
									270 H	Radford	0 3
									271 H	Western Caro.	3 2
									292 A	Gardner-Webb	1 3
									292 H	Gardner-Webb	1 3
									295 H	Charleston So.	3 1
									308 A	Campbell	3 0
									327 A	Savannah St.	3 0
									329 N	N.C. A&T	3 0
LAST 10 GAMES											
			256 H	Winthrop	3 0		295 H	Charleston So.	3 1		
			204 H	Presbyterian	3 2		292 H	Gardner-Webb	1 3		
			308 A	Campbell	3 0		204 A	Presbyterian	0 3		
			159 A	High Point	0 3		256 A	Winthrop	3 1		
			242 H	Coastal Caro.	3 2		134 H	Liberty	3 2		

Non-Div. I Games:

UNC Asheville

Average RPI Win:	297	WON-LOST RECORD	WINNING PCT. RANK	LAST 10 GAMES	STRENGTH OF SCHEDULE	OPP. STRENGTH OF SCHEDULE	TEAM RPI	ADJ RPI	CONF. RPI	ADJ CONF. RPI		
DIV. I ONLY		15- 12	.55556	139	7- 3	305	310	251	.39844	258	31	31
DIV. I NON-CONF.		4- 8	.33333	243	0- 0	308	271	293	.35513	295	31	31
<hr/>												
TOTALS	RPI 1-25	RPI 26-50		W-L RECORDS		RPI 51-100		RPI 101-150		RPI 150+		
15- 12	0- 0	0- 0		OVERALL		0- 0		0- 3		15- 9		
6- 4	0- 0	0- 0		HOME		0- 0		0- 2		6- 2		
6- 5	0- 0	0- 0		AWAY		0- 0		0- 1		6- 4		
3- 3	0- 0	0- 0		NEUTRAL		0- 0		0- 0		3- 3		
<hr/>												
4- 8	0- 0	0- 0		NON-CONFERENCE		0- 0		0- 1		4- 7		
1- 2	0- 0	0- 0		HOME		0- 0		0- 1		1- 1		
1- 3	0- 0	0- 0		AWAY		0- 0		0- 0		1- 3		
2- 3	0- 0	0- 0		NEUTRAL		0- 0		0- 0		2- 3		
<hr/>												
11- 4	0- 0	0- 0		CONFERENCE		0- 0		0- 2		11- 2		
5- 2	0- 0	0- 0		HOME		0- 0		0- 1		5- 1		
5- 2	0- 0	0- 0		AWAY		0- 0		0- 1		5- 1		
1- 0	0- 0	0- 0		NEUTRAL		0- 0		0- 0		1- 0		
<hr/>												
RPI	S	Opponent	Score	RPI	S	Opponent	Score	RPI	S	Opponent	Score	

Non-Div. I Games:

Central Conn. St.

Average RPI Win: 274		WON-LOST	WINNING	LAST 10	STRENGTH OF		OPP. STRENGTH	TEAM	ADJ	CONF.	ADJ CONF.
Average RPI Loss: 175		RECORD	PCT. RANK	GAMES	SCHEDULE		OF SCHEDULE	RPI	RPI	RPI	RPI
DIV. I ONLY		11- 16	.40741	216	5- 5		273	277	260	.39677	259
DIV. I NON-CONF.		5- 7	.41667	207	0- 0		324	315	306	.34721	300
TOTALS		RPI 1-25	RPI 26-50		W-L RECORDS		RPI 51-100		RPI 101-150		RPI 150+
11- 16	0- 0	0- 0		OVERALL		0- 2		1- 4		10- 10	
6- 4	0- 0	0- 0		HOME		0- 1		1- 1		5- 2	
2- 9	0- 0	0- 0		AWAY		0- 1		0- 2		2- 6	
3- 3	0- 0	0- 0		NEUTRAL		0- 0		0- 1		3- 2	
5- 7	0- 0	0- 0		NON-CONFERENCE		0- 0		0- 1		5- 6	
2- 0	0- 0	0- 0		HOME		0- 0		0- 0		2- 0	
0- 4	0- 0	0- 0		AWAY		0- 0		0- 0		0- 4	
3- 3	0- 0	0- 0		NEUTRAL		0- 0		0- 1		3- 2	
6- 9	0- 0	0- 0		CONFERENCE		0- 2		1- 3		5- 4	
4- 4	0- 0	0- 0		HOME		0- 1		1- 1		3- 2	
2- 5	0- 0	0- 0		AWAY		0- 1		0- 2		2- 2	
0- 0	0- 0	0- 0		NEUTRAL		0- 0		0- 0		0- 0	
RPI S	Opponent	Score	RPI S	Opponent	Score	RPI S	Opponent	Score	RPI S	Opponent	Score
						96 A Lipscomb	0	3	101 N Furman	0	3
						96 H Lipscomb	0	3	123 A FGCU	0	3
									123 H FGCU	0	3
									143 A East Tenn. St.	0	3
									143 H East Tenn. St.	3	2
									158 A Northern Ky.	0	3
									158 H Northern Ky.	1	3
									168 A Loyola Chicago	1	3
									174 H North Florida	2	3
									190 N Canisius	1	3
									212 A Kennesaw St.	1	3
									212 H Kennesaw St.	3	0
									226 N DePaul	0	3
									241 A Chattanooga	1	3
									244 H Jacksonville	3	0
									248 A Mercer	3	0
									257 H UNC Asheville	3	1
									292 A Gardner-Webb	1	3
									295 A Charleston So.	2	3
									303 N Tennessee Tech	3	0
									315 N Chicago St.	3	0
									316 A Stetson	3	0
									316 H Stetson	3	0
									327 H Savannah St.	3	0
									330 N Alcorn	3	0
LAST 10 GAMES											
						123 H FGCU	0	3	248 A Mercer	3	0
						316 H Stetson	3	0	244 H Jacksonville	3	0
						96 A Lipscomb	0	3	174 H North Florida	2	3
						158 A Northern Ky.	0	3	212 H Kennesaw St.	3	0
						143 H East Tenn. St.	3	2	158 H Northern Ky.	1	3

Non-Div. I Games:

USC Upstate

Average RPI Win:	260	WON-LOST RECORD	WINNING PCT. RANK	LAST 10 GAMES	STRENGTH OF SCHEDULE	OPP. STRENGTH OF SCHEDULE	TEAM RPI	ADJ RPI	CONF. RPI	ADJ CONF. RPI		
Average RPI Loss:	223	14- 15	.48276 180	5- 5	269	296	236	.39463 260	26	28		
DIV. I ONLY		5- 7	.41667 207	0- 1	311	308	283	.37009 285	29	29		
DIV. I NON-CONF.												
<hr/>												
TOTALS	RPI 1-25	RPI 26-50		W-L RECORDS		RPI 51-100		RPI 101-150		RPI 150+		
14- 15	0- 0	0- 0		OVERALL		0- 0		0- 0		14- 15		
7- 2	0- 0	0- 0		HOME		0- 0		0- 0		7- 2		
5- 9	0- 0	0- 0		AWAY		0- 0		0- 0		5- 9		
2- 4	0- 0	0- 0		NEUTRAL		0- 0		0- 0		2- 4		
<hr/>												
5- 7	0- 0	0- 0		NON-CONFERENCE		0- 0		0- 0		5- 7		
1- 0	0- 0	0- 0		HOME		0- 0		0- 0		1- 0		
2- 3	0- 0	0- 0		AWAY		0- 0		0- 0		2- 3		
2- 4	0- 0	0- 0		NEUTRAL		0- 0		0- 0		2- 4		
<hr/>												
9- 8	0- 0	0- 0		CONFERENCE		0- 0		0- 0		9- 8		
6- 2	0- 0	0- 0		HOME		0- 0		0- 0		6- 2		
3- 6	0- 0	0- 0		AWAY		0- 0		0- 0		3- 6		
0- 0	0- 0	0- 0		NEUTRAL		0- 0		0- 0		0- 0		
<hr/>												
RPI S	Opponent	Score	RPI S	Opponent	Score	RPI S	Opponent	Score	RPI S	Opponent	Score	
						158 N Northern Ky.					3 2	
						160 A Army					0 3	
						168 N Loyola Chicago					0 3	
						177 A Siena					0 3	
						177 H Siena					3 2	
						180 A Fairfield					1 3	
						180 H Fairfield					2 3	
						190 A Canisius					1 3	
						190 H Canisius					1 3	
						201 A William & Mary					1 3	
						207 A Niagara					3 2	
						207 H Niagara					3 1	
						217 N Georgetown					0 3	
						245 A Loyola Maryland					3 2	
						245 H Loyola Maryland					3 0	
						246 A Harvard					0 3	
						266 A Iona					1 3	
						266 H Iona					3 2	
						282 A Marist					2 3	
						282 H Marist					3 1	
290 A Rider					2 3							
			LAST 10 GAMES			290 H Rider					3 0	
			207 A Niagara			3 2	291 N Bucknell					1 3
			190 A Canisius			1 3	296 A La Salle					3 1
			282 A Marist			2 3	299 H Lafayette					3 0
			177 A Siena			0 3	308 N Campbell					1 3
			160 A Army			0 3	323 A St. Francis (NY)					3 0

RPI	S	Opponent	Score	
325	A	Saint Peter's	3	1
326	N	Providence	3	1

Manhattan

M  
a  
n  
h  
a  
t  
t  
a  
n

M  
a  
n  
h  
a  
t  
t  
a  
n

Average RPI Win:	295	WON-LOST RECORD	WINNING PCT. RANK	LAST 10 GAMES	STRENGTH OF SCHEDULE	OPP. STRENGTH OF SCHEDULE	TEAM RPI	ADJ RPI	CONF. RPI	ADJ CONF. RPI	
DIV. I ONLY		16- 13	.55172 144	7- 3	315	300	257	.39461 261	32	32	
DIV. I NON-CONF.		5- 9	.35714 239	0- 0	206	260	250	.41366 256	32	32	
<hr/>											
TOTALS	RPI 1-25	RPI 26-50		W-L RECORDS	RPI 51-100		RPI 101-150		RPI 150+		
16- 13	0- 0	0- 1		OVERALL	0- 1		0- 1		16- 10		
4- 1	0- 0	0- 0		HOME	0- 0		0- 0		4- 1		
7- 4	0- 0	0- 0		AWAY	0- 0		0- 0		7- 4		
5- 8	0- 0	0- 1		NEUTRAL	0- 1		0- 1		5- 5		
<hr/>											
5- 9	0- 0	0- 1		NON-CONFERENCE	0- 1		0- 1		5- 6		
1- 0	0- 0	0- 0		HOME	0- 0		0- 0		1- 0		
2- 1	0- 0	0- 0		AWAY	0- 0		0- 0		2- 1		
2- 8	0- 0	0- 1		NEUTRAL	0- 1		0- 1		2- 5		
<hr/>											
11- 4	0- 0	0- 0		CONFERENCE	0- 0		0- 0		11- 4		
3- 1	0- 0	0- 0		HOME	0- 0		0- 0		3- 1		
5- 3	0- 0	0- 0		AWAY	0- 0		0- 0		5- 3		
3- 0	0- 0	0- 0		NEUTRAL	0- 0		0- 0		3- 0		
<hr/>											
RPI S	Opponent	Score	RPI S	Opponent	Score	RPI S	Opponent	Score	RPI S	Opponent	Score
			49 N	Baylor	2 3	72 N	Central Ark.	0 3	118 N	Arkansas St.	0 3
						165 A	UMES	1 3			
						193 N	Wofford	1 3			
						201 A	William & Mary	0 3			
						202 N	UNC Greensboro	1 3			
						223 N	Elon	3 2			
						223 N	Elon	0 3			
						256 N	Winthrop	2 3			
						269 A	McNeese St.	3 1			
						270 H	Radford	3 1			
						272 N	Tex.-Pan American	0 3			
						281 A	Coppin St.	3 1			
						281 H	Coppin St.	3 0			
						285 N	Fla. Atlantic	3 2			
						294 A	Norfolk St.	0 3			
						294 A	Norfolk St.	3 2			
						294 H	Norfolk St.	0 3			
						298 N	South Carolina St.	3 1			
						300 A	Morgan St.	3 0			
						300 H	Morgan St.	3 0			
						309 A	N.C. Central	0 3			
						LAST 10 GAMES			314 A	Delaware St.	3 0
						321 A	Howard	3 0	316 A	Stetson	3 1
						300 H	Morgan St.	3 0	165 A	UMES	1 3
						281 H	Coppin St.	3 0	321 H	Howard	3 0
			294 H	Norfolk St.	0 3	321 H	Howard	3 0			
			294 A	Norfolk St.	0 3	321 N	Howard	3 0			
						300 A	Morgan St.	3 0			
						322 N	Bethune-Cookman	3 2			

**Non-Div. I Games:**

Hampton

Average RPI Win: 250		WON-LOST	WINNING	LAST 10	STRENGTH OF		OPP. STRENGTH	TEAM	ADJ	CONF.	ADJ CONF.
Average RPI Loss: 169		RECORD	PCT. RANK	GAMES	SCHEDULE		OF SCHEDULE	RPI	RPI	RPI	RPI
DIV. I ONLY		9- 17	.34615	249	5- 5		219	227	256	.39293	262
DIV. I NON-CONF.		4- 8	.33333	243	1- 1		123	200	220	.45004	227
TOTALS		RPI 1-25	RPI 26-50		W-L RECORDS		RPI 51-100		RPI 101-150		RPI 150+
9- 17	0- 0	0- 2		OVERALL		0- 2		0- 1		9- 12	
5- 4	0- 0	0- 0		HOME		0- 1		0- 0		5- 3	
1- 10	0- 0	0- 2		AWAY		0- 1		0- 0		1- 7	
3- 3	0- 0	0- 0		NEUTRAL		0- 0		0- 1		3- 2	
4- 8	0- 0	0- 2		NON-CONFERENCE		0- 1		0- 1		4- 4	
1- 0	0- 0	0- 0		HOME		0- 0		0- 0		1- 0	
0- 5	0- 0	0- 2		AWAY		0- 1		0- 0		0- 2	
3- 3	0- 0	0- 0		NEUTRAL		0- 0		0- 1		3- 2	
5- 9	0- 0	0- 0		CONFERENCE		0- 1		0- 0		5- 8	
4- 4	0- 0	0- 0		HOME		0- 1		0- 0		4- 3	
1- 5	0- 0	0- 0		AWAY		0- 0		0- 0		1- 5	
0- 0	0- 0	0- 0		NEUTRAL		0- 0		0- 0		0- 0	
RPI S	Opponent	Score	RPI S	Opponent	Score	RPI S	Opponent	Score	RPI S	Opponent	Score
			34 A	Notre Dame	0 3	83 H	Morehead St.	1 3	119 N	Oakland	0 3
			41 A	Michigan St.	0 3	91 A	Cleveland St.	0 3	158 A	Northern Ky.	0 3
									161 N	UAB	0 3
									183 H	Austin Peay	3 0
									185 H	Southeast Mo. St.	3 2
									189 A	Belmont	1 3
									189 H	Belmont	0 3
									191 A	Marshall	0 3
									205 N	Youngstown St.	3 2
									209 A	Jacksonville St.	2 3
									209 H	Jacksonville St.	2 3
									218 A	Tennessee St.	2 3
									218 H	Tennessee St.	1 3
									233 N	Buffalo	3 2
									233 N	Buffalo	0 3
									254 A	Eastern Ill.	1 3
									268 H	UT Martin	3 0
									269 N	McNeese St.	3 0
									275 A	SIU Edwardsville	0 3
									302 H	Wright St.	3 0
									303 A	Tennessee Tech	3 1
									303 H	Tennessee Tech	3 2
LAST 10 GAMES											
			218 A	Tennessee St.	2 3	158 A	Northern Ky.	0 3			
			189 A	Belmont	1 3	185 H	Southeast Mo. St.	3 2			
			302 H	Wright St.	3 0	268 H	UT Martin	3 0			
			303 H	Tennessee Tech	3 2	209 A	Jacksonville St.	2 3			
			209 H	Jacksonville St.	2 3	303 A	Tennessee Tech	3 1			

Non-Div. I Games:

Eastern Ky.



Average RPI Win:	303	WON-LOST RECORD	WINNING PCT. RANK	LAST 10 GAMES	STRENGTH OF SCHEDULE	OPP. STRENGTH OF SCHEDULE	TEAM RPI	ADJ RPI	CONF. RPI	ADJ CONF. RPI		
DIV. I ONLY		18- 11	.62069	103	10- 0	327	317	274	.39278	263	33	33
DIV. I NON-CONF.		3- 11	.21429	280	1- 0	228	235	279	.37036	284	33	33
<hr/>												
TOTALS	RPI 1-25	RPI 26-50		W-L RECORDS		RPI 51-100		RPI 101-150		RPI 150+		
18- 11	0- 0	0- 0		OVERALL		0- 1		0- 2		18- 8		
8- 1	0- 0	0- 0		HOME		0- 0		0- 0		8- 1		
6- 2	0- 0	0- 0		AWAY		0- 1		0- 0		6- 1		
4- 8	0- 0	0- 0		NEUTRAL		0- 0		0- 2		4- 6		
3- 11	0- 0	0- 0		NON-CONFERENCE		0- 1		0- 2		3- 8		
2- 1	0- 0	0- 0		HOME		0- 0		0- 0		2- 1		
1- 2	0- 0	0- 0		AWAY		0- 1		0- 0		1- 1		
0- 8	0- 0	0- 0		NEUTRAL		0- 0		0- 2		0- 6		
15- 0	0- 0	0- 0		CONFERENCE		0- 0		0- 0		15- 0		
6- 0	0- 0	0- 0		HOME		0- 0		0- 0		6- 0		
5- 0	0- 0	0- 0		AWAY		0- 0		0- 0		5- 0		
4- 0	0- 0	0- 0		NEUTRAL		0- 0		0- 0		4- 0		
<hr/>												
RPI S	Opponent	Score	RPI S	Opponent	Score	RPI S	Opponent	Score	RPI S	Opponent	Score	
						72 A	Central Ark.	0 3	121 N	North Texas	0 3	
									130 N	Troy	0 3	
									164 N	South Dakota	1 3	
									165 N	UMES	0 3	
									182 A	Mississippi St.	0 3	
									187 A	South Ala.	3 2	
									209 N	Jacksonville St.	0 3	
									212 N	Kennesaw St.	1 3	
									240 H	Southeastern La.	3 1	
									251 H	La.-Monroe	1 3	
									251 N	La.-Monroe	1 3	
									268 N	UT Martin	1 3	
									287 N	Prairie View	3 0	
									293 A	Alabama A&M	3 2	
									293 H	Alabama A&M	3 1	
									301 H	New Orleans	3 0	
									311 N	Ark.-Pine Bluff	3 0	
									312 A	Alabama St.	3 0	
									312 H	Alabama St.	3 2	
									312 N	Alabama St.	3 1	
									319 H	Mississippi Val.	3 0	
			LAST 10 GAMES						324 A	Southern U.	3 0	
			312 A	Alabama St.	3 0	293 H	Alabama A&M	3 1	324 H	Southern U.	3 0	
			293 A	Alabama A&M	3 2	312 H	Alabama St.	3 2	324 H	Southern U.	3 0	
			328 A	Grambling	3 0	287 N	Prairie View	3 0	328 A	Grambling	3 0	
			187 A	South Ala.	3 2	312 N	Alabama St.	3 1	328 H	Grambling	3 0	
			319 H	Mississippi Val.	3 0	324 H	Southern U.	3 0	328 N	Grambling	3 0	

**Non-Div. I Games:**

Jackson St.

**J a c k s o n s t .**

Jacksonson, S. T.

Jackson St.

Average RPI Win:		271	WON-LOST RECORD		WINNING PCT. RANK		LAST 10 GAMES		STRENGTH OF SCHEDULE		OPP. STRENGTH OF SCHEDULE		TEAM RPI		ADJ RPI		CONF. RPI		ADJ CONF. RPI				
Average RPI Loss:		116																					
DIV. I ONLY			6- 20		.23077 294		1- 9		239		124		281		.39199 264		9		9				
DIV. I NON-CONF.			6- 8		.42857 200		1- 0		291		183		252		.42146 250		7		7				
TOTALS		RPI 1-25		RPI 26-50		W-L RECORDS		RPI 51-100		RPI 101-150		RPI 150+											
6- 20		0- 1		0- 2		OVERALL		0- 6		0- 6		6- 5											
1- 7		0- 1		0- 0		HOME		0- 3		0- 3		1- 0											
0- 9		0- 0		0- 2		AWAY		0- 2		0- 2		0- 3											
5- 4		0- 0		0- 0		NEUTRAL		0- 1		0- 1		5- 2											
6- 8		0- 0		0- 2		NON-CONFERENCE		0- 1		0- 1		6- 4											
1- 0		0- 0		0- 0		HOME		0- 0		0- 0		1- 0											
0- 4		0- 0		0- 2		AWAY		0- 0		0- 0		0- 2											
5- 4		0- 0		0- 0		NEUTRAL		0- 1		0- 1		5- 2											
0- 12		0- 1		0- 0		CONFERENCE		0- 5		0- 5		0- 1											
0- 7		0- 1		0- 0		HOME		0- 3		0- 3		0- 0											
0- 5		0- 0		0- 0		AWAY		0- 2		0- 2		0- 1											
0- 0		0- 0		0- 0		NEUTRAL		0- 0		0- 0		0- 0											
RPI	S	Opponent		Score		RPI	S	Opponent		Score		RPI	S	Opponent		Score							
21	H	Hawaii		0 <span>3</span>		35	A	California		0 <span>3</span>		60	H	Long Beach St.		1 <span>3</span>							
						39	A	Arizona St.		1 <span>3</span>		74	H	Cal St. Northridge		2 <span>3</span>							
												80	A	Pacific		0 <span>3</span>							
												80	H	Pacific		2 <span>3</span>							
												90	N	Northern Ariz.		0 <span>3</span>							
												92	A	UC Santa Barbara		1 <span>3</span>							
														138 A UC Davis		2 <span>3</span>							
														138 H UC Davis		0 <span>3</span>							
														139 H UC Irvine		0 <span>3</span>							
														140 N South Dakota St.		1 <span>3</span>							
														149 A Cal St. Fullerton		1 <span>3</span>							
														149 H Cal St. Fullerton		1 <span>3</span>							
														166 A Gonzaga		0 <span>3</span>							
														166 N Gonzaga		0 <span>3</span>							
														181 N Penn		0 <span>3</span>							
														186 A Hofstra		0 <span>3</span>							
														195 N Villanova		3 0							
														200 A Cal Poly		2 <span>3</span>							
														215 H CSU Bakersfield		3 1							
														285 N Fla. Atlantic		3 2							
														289 N Eastern Wash.		3 0							
														313 N Fairleigh Dickinson		3 0							
														326 N Providence		3 0							
LAST 10 GAMES																							
149 A Cal St. Fullerton						1 <span>3</span>						200 A Cal Poly						2 <span>3</span>					
215 H CSU Bakersfield						3 1						139 H UC Irvine						0 <span>3</span>					
138 H UC Davis						0 <span>3</span>						60 H Long Beach St.						1 <span>3</span>					
80 H Pacific						2 <span>3</span>						149 H Cal St. Fullerton						1 <span>3</span>					
92 A UC Santa Barbara						1 <span>3</span>						80 A Pacific						0 <span>3</span>					

Non-Div. I Games:

UC Riverside

Average RPI Win: 287		WON-LOST RECORD	WINNING PCT. RANK		LAST 10 GAMES	STRENGTH OF SCHEDULE	OPP. STRENGTH OF SCHEDULE	TEAM RPI	ADJ RPI		CONF. RPI	ADJ CONF. RPI
Average RPI Loss: 185												
DIV. I ONLY		10- 14	.41667	213	5- 5	284	276	266	.38981	265	27	27
DIV. I NON-CONF.		4- 8	.33333	243	0- 0	298	240	281	.37638	283	26	25
<hr/>												
TOTALS		RPI 1-25		RPI 26-50		W-L RECORDS		RPI 51-100		RPI 101-150		RPI 150+
10- 14		0- 0		0- 0		OVERALL		0- 1		0- 1		10- 12
4- 4		0- 0		0- 0		HOME		0- 0		0- 0		4- 4
3- 5		0- 0		0- 0		AWAY		0- 0		0- 0		3- 5
3- 5		0- 0		0- 0		NEUTRAL		0- 1		0- 1		3- 3
4- 8		0- 0		0- 0		NON-CONFERENCE		0- 1		0- 1		4- 6
1- 2		0- 0		0- 0		HOME		0- 0		0- 0		1- 2
1- 1		0- 0		0- 0		AWAY		0- 0		0- 0		1- 1
2- 5		0- 0		0- 0		NEUTRAL		0- 1		0- 1		2- 3
6- 6		0- 0		0- 0		CONFERENCE		0- 0		0- 0		6- 6
3- 2		0- 0		0- 0		HOME		0- 0		0- 0		3- 2
2- 4		0- 0		0- 0		AWAY		0- 0		0- 0		2- 4
1- 0		0- 0		0- 0		NEUTRAL		0- 0		0- 0		1- 0
RPI S	Opponent	Score	RPI S	Opponent	Score	RPI S	Opponent	Score	RPI S	Opponent	Score	
						95 N	South Carolina	0 3	147 N	Denver	1 3	
									160 A	Army	0 3	
									160 H	Army	1 3	
									171 A	Temple	0 3	
									175 N	Air Force	2 3	
									178 A	American	2 3	
									178 H	American	1 3	
									184 N	West Virginia	0 3	
									196 A	Colgate	0 3	
									207 N	Niagara	2 3	
									208 A	Lehigh	0 3	
									208 H	Lehigh	3 2	
									234 H	Neb. Omaha	0 3	
									258 N	Central Conn. St.	3 0	
									273 A	George Mason	3 1	
									291 A	Bucknell	3 0	
									294 H	Norfolk St.	1 3	
									299 H	Lafayette	3 2	
									299 N	Lafayette	3 0	
									304 H	Hartford	3 2	
									306 N	Citadel	3 1	
									317 A	Holy Cross	3 0	
									317 H	Holy Cross	3 0	
			LAST 10 GAMES									
			208 A	Lehigh	0 3	291 A	Bucknell	3 0	317 A	Holy Cross	3 0	
			299 N	Lafayette	3 0	196 A	Colgate	0 3	317 H	Holy Cross	3 0	
			178 H	American	1 3	178 A	American	2 3				
			317 A	Holy Cross	3 0	299 H	Lafayette	3 2				
			160 A	Army	0 3	208 H	Lehigh	3 2				

Non-Div. I Games:

Navy

Average RPI Win: 239		WON-LOST RECORD		WINNING PCT. RANK		LAST 10 GAMES		STRENGTH OF SCHEDULE		OPP. STRENGTH OF SCHEDULE		TEAM RPI		ADJ RPI		CONF. RPI		ADJ CONF. RPI	
DIV. I ONLY		7- 19		.26923 282		2- 8		163		240		261		.38902 266		26		28	
DIV. I NON-CONF.		3- 9		.25 268		1- 0		103		100		228		.45335 221		29		29	
TOTALS		RPI 1-25		RPI 26-50		W-L RECORDS		RPI 51-100		RPI 101-150		RPI 150+							
7- 19		0- 0		0- 1		OVERALL		0- 4		1- 2		6- 12							
5- 2		0- 0		0- 0		HOME		0- 0		0- 0		5- 2							
1- 12		0- 0		0- 1		AWAY		0- 1		0- 2		1- 8							
1- 5		0- 0		0- 0		NEUTRAL		0- 3		1- 0		0- 2							
3- 9		0- 0		0- 1		NON-CONFERENCE		0- 4		1- 2		2- 2							
2- 0		0- 0		0- 0		HOME		0- 0		0- 0		2- 0							
0- 4		0- 0		0- 1		AWAY		0- 1		0- 2		0- 0							
1- 5		0- 0		0- 0		NEUTRAL		0- 3		1- 0		0- 2							
4- 10		0- 0		0- 0		CONFERENCE		0- 0		0- 0		4- 10							
3- 2		0- 0		0- 0		HOME		0- 0		0- 0		3- 2							
1- 8		0- 0		0- 0		AWAY		0- 0		0- 0		1- 8							
0- 0		0- 0		0- 0		NEUTRAL		0- 0		0- 0		0- 0							
RPI	S	Opponent	Score	RPI	S	Opponent	Score	RPI	S	Opponent	Score	RPI	S	Opponent	Score				
				43	A	Arizona	0 3	55	A	Loyola Marymount	0 3	112	A	St. John's (NY)	0 3				
								67	N	TCU	1 3	113	A	Rutgers	0 3				
								92	N	UC Santa Barbara	1 3	117	N	Connecticut	3 1				
								96	N	Lipscomb	0 3	177	A	Siena	0 3				
												177	H	Siena	2 3				
												180	A	Fairfield	2 3				
												180	H	Fairfield	3 0				
												186	H	Hofstra	3 0				
												190	A	Canisius	1 3				
												207	A	Niagara	0 3				
												213	N	Rhode Island	2 3				
												230	N	New Hampshire	0 3				
												245	A	Loyola Maryland	2 3				
												260	A	Manhattan	2 3				
												260	H	Manhattan	3 1				
												278	H	NJIT	3 1				
												282	A	Marist	0 3				
												282	H	Marist	2 3				
												290	A	Rider	2 3				
												325	A	Saint Peter's	3 0				
												325	H	Saint Peter's	3 0				
LAST 10 GAMES																			
				180	A	Fairfield	2 3	190	A	Canisius	1 3								
				282	A	Marist	0 3	207	A	Niagara	0 3								
				325	A	Saint Peter's	3 0	177	H	Siena	2 3								
				260	A	Manhattan	2 3	282	H	Marist	2 3								
				177	A	Siena	0 3	186	H	Hofstra	3 0								

Non-Div. I Games:

Iona

Average RPI Win: 283		WON-LOST RECORD	WINNING PCT. RANK		LAST 10 GAMES		STRENGTH OF SCHEDULE		OPP. STRENGTH OF SCHEDULE		TEAM RPI	ADJ RPI		CONF. RPI	ADJ CONF. RPI
Average RPI Loss: 144			6- 16	.27273 281	3- 7	230	208	275	.3871 267	23	23				
DIV. I ONLY		4- 6	.4 216	1- 0	219	168	233	.44532 231	21	22					
DIV. I NON-CONF.															
TOTALS		RPI 1-25		RPI 26-50		W-L RECORDS		RPI 51-100		RPI 101-150		RPI 150+			
6- 16	0- 0	0- 3		OVERALL		0- 2		0- 2		6- 9					
3- 4	0- 0	0- 0		HOME		0- 1		0- 0		3- 3					
2- 7	0- 0	0- 0		AWAY		0- 1		0- 1		2- 5					
1- 5	0- 0	0- 3		NEUTRAL		0- 0		0- 1		1- 1					
4- 6	0- 0	0- 3		NON-CONFERENCE		0- 0		0- 2		4- 1					
2- 0	0- 0	0- 0		HOME		0- 0		0- 0		2- 0					
1- 1	0- 0	0- 0		AWAY		0- 0		0- 1		1- 0					
1- 5	0- 0	0- 3		NEUTRAL		0- 0		0- 1		1- 1					
2- 10	0- 0	0- 0		CONFERENCE		0- 2		0- 0		2- 8					
1- 4	0- 0	0- 0		HOME		0- 1		0- 0		1- 3					
1- 6	0- 0	0- 0		AWAY		0- 1		0- 0		1- 5					
0- 0	0- 0	0- 0		NEUTRAL		0- 0		0- 0		0- 0					
RPI S	Opponent	Score	RPI S	Opponent	Score	RPI S	Opponent	Score	RPI S	Opponent	Score				
			40 N	Santa Clara	0 3	64 A	Yale	0 3	112 N	St. John's (NY)	0 3				
			45 N	San Diego St.	0 3	64 H	Yale	1 3	149 A	Cal St. Fullerton	0 3				
			48 N	Northwestern	0 3				176 A	Columbia	2 3				
									176 H	Columbia	0 3				
									179 A	Princeton	0 3				
									179 H	Princeton	0 3				
									181 A	Penn	1 3				
									181 H	Penn	1 3				
									195 N	Villanova	0 3				
									213 H	Rhode Island	3 1				
									246 A	Harvard	0 3				
									258 A	Central Conn. St.	3 0				
									276 A	Cornell	1 3				
									276 H	Cornell	3 1				
									307 A	Dartmouth	3 0				
									317 N	Holy Cross	3 1				
									326 H	Providence	3 0				
			LAST 10 GAMES												
			181 A	Penn	1 3	179 H	Princeton	0 3							
			179 A	Princeton	0 3	181 H	Penn	1 3							
			176 H	Columbia	0 3	307 A	Dartmouth	3 0							
			276 H	Cornell	3 1	246 A	Harvard	0 3							
			64 A	Yale	0 3	213 H	Rhode Island	3 1							

Non-Div. I Games:

Brown

Average RPI Win:		274	WON-LOST RECORD		WINNING PCT. RANK		LAST 10 GAMES		STRENGTH OF SCHEDULE		OPP. STRENGTH OF SCHEDULE		TEAM RPI		ADJ RPI		CONF. RPI		ADJ CONF. RPI	
DIV. I ONLY			10- 18		.35714 242		4- 6		268		221		264		.38655 268		24		24	
DIV. I NON-CONF.			4- 10		.28571 261		0- 0		182		161		251		.4186 252		23		23	
TOTALS		RPI 1-25		RPI 26-50		W-L RECORDS		RPI 51-100		RPI 101-150		RPI 150+								
10- 18		0- 1		0- 1		OVERALL		0- 2		0- 3		10- 11								
6- 4		0- 0		0- 0		HOME		0- 0		0- 1		6- 3								
3- 9		0- 0		0- 1		AWAY		0- 2		0- 0		3- 6								
1- 5		0- 1		0- 0		NEUTRAL		0- 0		0- 2		1- 2								
4- 10		0- 1		0- 1		NON-CONFERENCE		0- 1		0- 3		4- 4								
2- 2		0- 0		0- 0		HOME		0- 0		0- 1		2- 1								
1- 3		0- 0		0- 1		AWAY		0- 1		0- 0		1- 1								
1- 5		0- 1		0- 0		NEUTRAL		0- 0		0- 2		1- 2								
6- 8		0- 0		0- 0		CONFERENCE		0- 1		0- 0		6- 7								
4- 2		0- 0		0- 0		HOME		0- 0		0- 0		4- 2								
2- 6		0- 0		0- 0		AWAY		0- 1		0- 0		2- 5								
0- 0		0- 0		0- 0		NEUTRAL		0- 0		0- 0		0- 0								
RPI	S	Opponent		Score		RPI	S	Opponent		Score		RPI	S	Opponent		Score				
10	N	Kansas		0	3	26	A	Arkansas		0	3	76	A	Southern Ill.		0	3			
												83	A	Morehead St.		0	3			
														Northwestern St.		1	3			
														North Texas		1	3			
														Troy		2	3			
														UALR		1	3			
														Austin Peay		0	3			
														Austin Peay		0	3			
														Southeast Mo. St.		1	3			
														Nicholls St.		0	3			
														Belmont		3	2			
														Tennessee St.		1	3			
														Evansville		0	3			
														DePaul		2	3			
														Eastern Ill.		3	1			
														Eastern Ill.		3	1			
														Eastern Ky.		0	3			
														Jackson St.		3	1			
														SIU Edwardsville		0	3			
														SIU Edwardsville		3	2			
														Alabama A&M		3	1			
														Murray St.		1	3			
														Murray St.		3	1			
														Wright St.		3	1			
														Tennessee Tech		3	2			
														Alabama St.		3	0			
LAST 10 GAMES																				
						297	A	Murray St.		1	3	262	A	Eastern Ky.		0	3			
						183	A	Austin Peay		0	3	189	H	Belmont		3	2			
						275	H	SIU Edwardsville		3	2	218	H	Tennessee St.		1	3			
						254	H	Eastern Ill.		3	1	183	H	Austin Peay		0	3			
						83	A	Morehead St.		0	3	297	H	Murray St.		3	1			

Non-Div. I Games:

UT Martin

Average RPI Win:	287	WON-LOST RECORD	WINNING PCT. RANK	LAST 10 GAMES	STRENGTH OF SCHEDULE	OPP. STRENGTH OF SCHEDULE	TEAM RPI	ADJ RPI	CONF. RPI	ADJ CONF. RPI		
Average RPI Loss:	151											
DIV. I ONLY		7- 23	.23333	292	1- 9	162	236	270	.38644	269	14	13
DIV. I NON-CONF.		6- 8	.42857	200	1- 0	224	299	241	.4297	243	17	18
<hr/>												
TOTALS	RPI 1-25	RPI 26-50		W-L RECORDS		RPI 51-100		RPI 101-150		RPI 150+		
7- 23	0- 0	0- 2		OVERALL		0- 4		0- 6		7- 11		
4- 11	0- 0	0- 1		HOME		0- 3		0- 3		4- 4		
2- 9	0- 0	0- 1		AWAY		0- 1		0- 2		2- 5		
1- 3	0- 0	0- 0		NEUTRAL		0- 0		0- 1		1- 2		
<hr/>												
6- 8	0- 0	0- 2		NON-CONFERENCE		0- 0		0- 2		6- 4		
3- 3	0- 0	0- 1		HOME		0- 0		0- 1		3- 1		
2- 2	0- 0	0- 1		AWAY		0- 0		0- 0		2- 1		
1- 3	0- 0	0- 0		NEUTRAL		0- 0		0- 1		1- 2		
<hr/>												
1- 15	0- 0	0- 0		CONFERENCE		0- 4		0- 4		1- 7		
1- 8	0- 0	0- 0		HOME		0- 3		0- 2		1- 3		
0- 7	0- 0	0- 0		AWAY		0- 1		0- 2		0- 4		
0- 0	0- 0	0- 0		NEUTRAL		0- 0		0- 0		0- 0		
<hr/>												
RPI S	Opponent	Score	RPI S	Opponent	Score	RPI S	Opponent	Score	RPI S	Opponent	Score	
			41 A	Michigan St.	0 3	72 A	Central Ark.	1 3	114 A	Northwestern St.	0 3	
			49 H	Baylor	1 3	72 H	Central Ark.	0 3	114 H	Northwestern St.	0 3	
						89 H	Sam Houston St.	0 3	118 H	Arkansas St.	0 3	
						100 H	A&M-Corpus Christi	1 3	122 A	Oral Roberts	0 3	
									122 H	Oral Roberts	0 3	
									137 N	Houston Baptist	0 3	
									154 A	Stephen F. Austin	1 3	
									154 H	Stephen F. Austin	0 3	
									188 A	Nicholls St.	1 3	
									188 H	Nicholls St.	1 3	
									203 A	La.-Lafayette	0 3	
									205 N	Youngstown St.	2 3	
									237 A	Lamar	0 3	
									237 H	Lamar	3 0	
									240 A	Southeastern La.	1 3	
									240 H	Southeastern La.	2 3	
									261 H	Hampton	1 3	
									262 N	Eastern Ky.	0 3	
									274 N	Southern Miss.	3 2	
									287 A	Prairie View	3 1	
									287 H	Prairie View	3 1	
									301 A	New Orleans	3 1	
									301 H	New Orleans	3 0	
									322 H	Bethune-Cookman	3 0	
<hr/>												
LAST 10 GAMES												
			72 H	Central Ark.	0 3	114 A	Northwestern St.	0 3	301 H	New Orleans	3 0	
			122 H	Oral Roberts	0 3	154 A	Stephen F. Austin	1 3	322 H	Bethune-Cookman	3 0	
			237 A	Lamar	0 3	240 H	Southeastern La.	2 3				
			301 H	New Orleans	3 0	100 H	A&M-Corpus Christi	1 3				
			188 H	Nicholls St.	1 3	89 H	Sam Houston St.	0 3				

Non-Div. I Games:

McNeese St.



Average RPI Win:	291	WON-LOST	WINNING	LAST 10	STRENGTH OF	OPP. STRENGTH	TEAM	ADJ	CONF.	ADJ CONF.		
Average RPI Loss:	202	RECORD	PCT. RANK	GAMES	SCHEDULE	OF SCHEDULE	RPI	RPI	RPI	RPI		
DIV. I ONLY		14- 15	.48276	180	4- 6	303	295	267	.38592	270	25	26
DIV. I NON-CONF.		10- 7	.58824	130	1- 0	320	310	259	.40286	260	28	27
<hr/>												
TOTALS	RPI 1-25	RPI 26-50		W-L RECORDS		RPI 51-100		RPI 101-150		RPI 150+		
14- 15	0- 0	0- 0		OVERALL		0- 0		0- 3		14- 12		
4- 6	0- 0	0- 0		HOME		0- 0		0- 1		4- 5		
6- 7	0- 0	0- 0		AWAY		0- 0		0- 1		6- 6		
4- 2	0- 0	0- 0		NEUTRAL		0- 0		0- 1		4- 1		
<hr/>												
10- 7	0- 0	0- 0		NON-CONFERENCE		0- 0		0- 1		10- 6		
3- 2	0- 0	0- 0		HOME		0- 0		0- 0		3- 2		
3- 3	0- 0	0- 0		AWAY		0- 0		0- 0		3- 3		
4- 2	0- 0	0- 0		NEUTRAL		0- 0		0- 1		4- 1		
<hr/>												
4- 8	0- 0	0- 0		CONFERENCE		0- 0		0- 2		4- 6		
1- 4	0- 0	0- 0		HOME		0- 0		0- 1		1- 3		
3- 4	0- 0	0- 0		AWAY		0- 0		0- 1		3- 3		
0- 0	0- 0	0- 0		NEUTRAL		0- 0		0- 0		0- 0		
<hr/>												
RPI S	Opponent	Score	RPI S	Opponent	Score	RPI S	Opponent	Score	RPI S	Opponent	Score	
									113 N	Rutgers	0	3
									134 A	Liberty	0	3
									134 H	Liberty	2	3
									159 A	High Point	0	3
									159 H	High Point	1	3
									165 N	UMES	1	3
									181 A	Penn	3	1
									184 A	West Virginia	1	3
									204 H	Presbyterian	0	3
									210 A	James Madison	0	3
									223 H	Elon	2	3
									242 A	Coastal Caro.	2	3
									256 H	Winthrop	2	3
									257 A	UNC Asheville	3	0
									261 A	Hampton	1	3
									273 N	George Mason	3	0
									278 N	NJIT	3	1
									284 H	Saint Francis (PA)	3	0
									292 A	Gardner-Webb	1	3
									295 A	Charleston So.	3	0
									297 H	Murray St.	0	3
									302 N	Wright St.	3	0
									306 H	Citadel	3	2
									308 A	Campbell	3	0
									308 H	Campbell	3	0
									309 H	N.C. Central	3	1
									323 A	St. Francis (NY)	3	0
<hr/>												
			LAST 10 GAMES									
159 A High Point			0 3			295 A Charleston So.			3 0			
308 A Campbell			3 0			242 A Coastal Caro.			2 3			
134 H Liberty			2 3			329 A N.C. A&T			3 0			
204 H Presbyterian			0 3			308 H Campbell			3 0			
256 H Winthrop			2 3			159 H High Point			1 3			

**Non-Div. I Games:**

Radford

RPI	S	Opponent	Score	
325	N	Saint Peter's	3	0
329	A	N.C. A&T	3	0

Radford

R  
a  
d  
f  
o  
r  
d

R  
a  
d  
f  
o  
r  
d

Average RPI Win:		285	WON-LOST RECORD		WINNING PCT. RANK		LAST 10 GAMES		STRENGTH OF SCHEDULE		OPP. STRENGTH OF SCHEDULE		TEAM RPI		ADJ RPI		CONF. RPI		ADJ CONF. RPI	
DIV. I ONLY			8- 21		.27586 280		2- 8		190		224		265		.38566 271		20		20	
DIV. I NON-CONF.			4- 11		.26667 266		0- 0		184		229		261		.40418 259		22		21	
TOTALS		RPI 1-25		RPI 26-50		W-L RECORDS		RPI 51-100		RPI 101-150		RPI 150+								
8- 21		0- 2		0- 1		OVERALL		0- 3		0- 4		8- 11								
6- 4		0- 0		0- 0		HOME		0- 1		0- 0		6- 3								
1- 12		0- 0		0- 1		AWAY		0- 2		0- 3		1- 6								
1- 5		0- 2		0- 0		NEUTRAL		0- 0		0- 1		1- 2								
4- 11		0- 2		0- 1		NON-CONFERENCE		0- 1		0- 2		4- 5								
3- 1		0- 0		0- 0		HOME		0- 0		0- 0		3- 1								
0- 5		0- 0		0- 1		AWAY		0- 1		0- 1		0- 2								
1- 5		0- 2		0- 0		NEUTRAL		0- 0		0- 1		1- 2								
4- 10		0- 0		0- 0		CONFERENCE		0- 2		0- 2		4- 6								
3- 3		0- 0		0- 0		HOME		0- 1		0- 0		3- 2								
1- 7		0- 0		0- 0		AWAY		0- 1		0- 2		1- 4								
0- 0		0- 0		0- 0		NEUTRAL		0- 0		0- 0		0- 0								
RPI	S	Opponent		Score		RPI	S	Opponent		Score		RPI	S	Opponent		Score				
9	N	Oregon		0	3	44	A	North Carolina St.		0	3	56	A	Ohio		0	3			
17	N	Kentucky		0	3							71	H	Col. of Charleston		1	3			
												87	A	Ga. Southern		2	3			
												101	A	Furman		0	3			
												109	A	Samford		0	3			
												126	N	Central Mich.		1	3			
												143	A	East Tenn. St.		0	3			
												158	H	Northern Ky.		1	3			
												174	N	North Florida		1	3			
												193	A	Wofford		1	3			
												202	A	UNC Greensboro		1	3			
												202	H	UNC Greensboro		3	0			
												220	H	Davidson		0	3			
												223	A	Elon		1	3			
												223	H	Elon		0	3			
												241	A	Chattanooga		3	1			
												248	N	Mercer		1	3			
												256	A	Winthrop		0	3			
												257	A	UNC Asheville		2	3			
												279	A	Appalachian St.		0	3			
												279	H	Appalachian St.		3	2			
												292	H	Gardner-Webb		3	0			
												306	H	Citadel		3	0			
												308	N	Campbell		3	2			
												325	H	Saint Peter's		3	0			
												329	H	N.C. A&T		3	0			
LAST 10 GAMES																				
87 A Ga. Southern						2	3	306 H Citadel						3	0					
279 A Appalachian St.						0	3	193 A Wofford						1	3					
223 A Elon						1	3	101 A Furman						0	3					
202 A UNC Greensboro						1	3	220 H Davidson						0	3					
71 H Col. of Charleston						1	3	279 H Appalachian St.						3	2					

**Non-Div. I Games:**

Western Caro.

Average RPI Win: 297		WON-LOST	WINNING	LAST 10	STRENGTH OF		OPP. STRENGTH	TEAM	ADJ	CONF.	ADJ CONF.
Average RPI Loss: 176		RECORD	PCT. RANK	GAMES	SCHEDULE		OF SCHEDULE	RPI	RPI	RPI	RPI
DIV. I ONLY		9- 14	.3913	223	4- 5		283	290	277	.38413	272
DIV. I NON-CONF.		7- 11	.38889	227	2- 2		289	301	271	.37733	281
TOTALS		RPI 1-25	RPI 26-50		W-L RECORDS		RPI 51-100		RPI 101-150		RPI 150+
9- 14	0- 0		0- 0		OVERALL		0- 3		0- 4		9- 7
2- 3	0- 0		0- 0		HOME		0- 1		0- 2		2- 0
3- 6	0- 0		0- 0		AWAY		0- 2		0- 1		3- 3
4- 5	0- 0		0- 0		NEUTRAL		0- 0		0- 1		4- 4
7- 11	0- 0		0- 0		NON-CONFERENCE		0- 3		0- 1		7- 7
1- 1	0- 0		0- 0		HOME		0- 1		0- 0		1- 0
2- 5	0- 0		0- 0		AWAY		0- 2		0- 0		2- 3
4- 5	0- 0		0- 0		NEUTRAL		0- 0		0- 1		4- 4
2- 3	0- 0		0- 0		CONFERENCE		0- 0		0- 3		2- 0
1- 2	0- 0		0- 0		HOME		0- 0		0- 2		1- 0
1- 1	0- 0		0- 0		AWAY		0- 0		0- 1		1- 0
0- 0	0- 0		0- 0		NEUTRAL		0- 0		0- 0		0- 0
RPI S	Opponent	Score	RPI S	Opponent	Score	RPI S	Opponent	Score	RPI S	Opponent	Score
						98 A	Texas Tech	0 3	114 N	Northwestern St.	0 3
						100 A	A&M-Corpus Christi	0 3	137 H	Houston Baptist	0 3
						100 H	A&M-Corpus Christi	1 3	150 A	Utah Valley	0 3
									150 H	Utah Valley	2 3
									154 N	Stephen F. Austin	2 3
									194 N	San Jose St.	0 3
									219 A	Texas-Arlington	1 3
									240 A	Southeastern La.	0 3
									252 A	Weber St.	1 3
									252 N	Weber St.	1 3
									261 N	Hampton	3 0
									278 A	NJIT	3 1
									288 A	Texas Southern	3 1
									288 H	Texas Southern	3 0
									294 A	Norfolk St.	3 0
									298 N	South Carolina St.	3 2
									305 N	Louisiana Tech	1 3
									315 H	Chicago St.	3 2
									324 N	Southern U.	3 0
									327 N	Savannah St.	3 0
LAST 10 GAMES											
						252 A	Weber St.	1 3	150 H	Utah Valley	2 3
						150 A	Utah Valley	0 3	278 A	NJIT	3 1
						137 H	Houston Baptist	0 3	288 A	Texas Southern	3 1
						100 A	A&M-Corpus Christi	0 3	261 N	Hampton	3 0
						315 H	Chicago St.	3 2	298 N	South Carolina St.	3 2

Non-Div. I Games: Texas-Brownsville 2 3      Tex. A&M-Kingsville 2 3

Average RPI Win: 215		WON-LOST RECORD		WINNING PCT. RANK		LAST 10 GAMES		STRENGTH OF SCHEDULE		OPP. STRENGTH OF SCHEDULE		TEAM RPI		ADJ RPI		CONF. RPI		ADJ CONF. RPI	
Average RPI Loss: 167																			
DIV. I ONLY		5- 18		.21739 298		3- 7		160		199		271		.38217 273		19		18	
DIV. I NON-CONF.		2- 11		.15385 299		0- 0		139		199		270		.39206 270		19		19	
TOTALS		RPI 1-25		RPI 26-50		W-L RECORDS		RPI 51-100		RPI 101-150		RPI 150+							
5- 18		0- 0		0- 1		OVERALL		0- 4		0- 1		5- 12							
4- 5		0- 0		0- 0		HOME		0- 2		0- 0		4- 3							
1- 8		0- 0		0- 0		AWAY		0- 1		0- 0		1- 7							
0- 5		0- 0		0- 1		NEUTRAL		0- 1		0- 1		0- 2							
2- 11		0- 0		0- 1		NON-CONFERENCE		0- 2		0- 1		2- 7							
2- 3		0- 0		0- 0		HOME		0- 1		0- 0		2- 2							
0- 3		0- 0		0- 0		AWAY		0- 0		0- 0		0- 3							
0- 5		0- 0		0- 1		NEUTRAL		0- 1		0- 1		0- 2							
3- 7		0- 0		0- 0		CONFERENCE		0- 2		0- 0		3- 5							
2- 2		0- 0		0- 0		HOME		0- 1		0- 0		2- 1							
1- 5		0- 0		0- 0		AWAY		0- 1		0- 0		1- 4							
0- 0		0- 0		0- 0		NEUTRAL		0- 0		0- 0		0- 0							
RPI	S	Opponent		Score		RPI	S	Opponent		Score		RPI	S	Opponent		Score			
						50	N	Virginia Tech	0	3			55	N	Loyola Marymount	0	3		
													78	H	Towson	1	3		
													95	H	South Carolina	0	3		
													97	A	Northeastern	0	3		
													113	N	Rutgers	2	3		
													155	H	Delaware	2	3		
													159	A	High Point	2	3		
													178	A	American	0	3		
													181	A	Penn	1	3		
													184	H	West Virginia	3	0		
													186	A	Hofstra	3	1		
													201	A	William & Mary	0	3		
													207	H	Niagara	0	3		
													210	A	James Madison	1	3		
													210	H	James Madison	3	2		
													217	N	Georgetown	0	3		
													232	A	UNC Wilmington	2	3		
													243	H	UMBC	3	2		
													250	A	Georgia St.	0	3		
													250	H	Georgia St.	3	0		
													265	H	Navy	1	3		
													270	N	Radford	0	3		
LAST 10 GAMES																			
						210	H	James Madison	3	2	78	H	Towson	1	3				
						201	A	William & Mary	0	3	186	A	Hofstra	3	1				
						232	A	UNC Wilmington	2	3	97	A	Northeastern	0	3				
						250	A	Georgia St.	0	3	210	A	James Madison	1	3				
						155	H	Delaware	2	3	250	H	Georgia St.	3	0				

Non-Div. I Games:

George Mason

[illegible]

**Non-Div. I Games:**

Southern Miss.

Average RPI Win:	246	WON-LOST RECORD	WINNING PCT. RANK	LAST 10 GAMES	STRENGTH OF SCHEDULE	OPP. STRENGTH OF SCHEDULE	TEAM RPI	ADJ RPI	CONF. RPI	ADJ CONF. RPI	
DIV. I ONLY		9- 16	.36 240	3- 7	277	233	269	.38111	275	24	24
DIV. I NON-CONF.		4- 7	.36364 234	0- 0	202	207	242	.42944	244	23	23
<hr/>											
TOTALS	RPI 1-25	RPI 26-50		W-L RECORDS	RPI 51-100		RPI 101-150		RPI 150+		
9- 16	0- 0	0- 1		OVERALL	0- 1		0- 2		9- 12		
5- 7	0- 0	0- 1		HOME	0- 1		0- 2		5- 3		
2- 7	0- 0	0- 0		AWAY	0- 0		0- 0		2- 7		
2- 2	0- 0	0- 0		NEUTRAL	0- 0		0- 0		2- 2		
<hr/>											
4- 7	0- 0	0- 1		NON-CONFERENCE	0- 0		0- 2		4- 4		
1- 4	0- 0	0- 1		HOME	0- 0		0- 2		1- 1		
1- 1	0- 0	0- 0		AWAY	0- 0		0- 0		1- 1		
2- 2	0- 0	0- 0		NEUTRAL	0- 0		0- 0		2- 2		
<hr/>											
5- 9	0- 0	0- 0		CONFERENCE	0- 1		0- 0		5- 8		
4- 3	0- 0	0- 0		HOME	0- 1		0- 0		4- 2		
1- 6	0- 0	0- 0		AWAY	0- 0		0- 0		1- 6		
0- 0	0- 0	0- 0		NEUTRAL	0- 0		0- 0		0- 0		
<hr/>											
RPI S	Opponent	Score	RPI S	Opponent	Score	RPI S	Opponent	Score	RPI S	Opponent	Score
			40 H	Santa Clara	1 3	83 H	Morehead St.	1 3	124 H	Northern Ill.	0 3
									144 H	Montana St.	1 3
									163 A	Akron	0 3
									168 N	Loyola Chicago	3 1
									183 A	Austin Peay	0 3
									183 H	Austin Peay	2 3
									185 A	Southeast Mo. St.	0 3
									185 H	Southeast Mo. St.	1 3
									189 A	Belmont	0 3
									205 N	Youngstown St.	1 3
									209 A	Jacksonville St.	3 1
									216 H	Western Ill.	3 1
									216 N	Western Ill.	2 3
									221 H	Evansville	0 3
									254 H	Eastern Ill.	3 0
									255 N	Binghamton	3 0
									262 H	Eastern Ky.	3 0
									268 A	UT Martin	2 3
									268 H	UT Martin	3 0
									286 A	Indiana St.	3 2
									297 A	Murray St.	1 3
									297 H	Murray St.	3 0
									303 A	Tennessee Tech	1 3
			LAST 10 GAMES								
			209 A	Jacksonville St.	3 1	183 H	Austin Peay	2 3			
			303 A	Tennessee Tech	1 3	183 A	Austin Peay	0 3			
			268 A	UT Martin	2 3	297 A	Murray St.	1 3			
			185 A	Southeast Mo. St.	0 3	83 H	Morehead St.	1 3			
			297 H	Murray St.	3 0	262 H	Eastern Ky.	3 0			

Non-Div. I Games:

SIU Edwardsville

Average RPI Win: 269		WON-LOST	WINNING	LAST 10	STRENGTH OF		OPP. STRENGTH	TEAM	ADJ	CONF.	ADJ CONF.
Average RPI Loss: 175		RECORD	PCT. RANK	GAMES	SCHEDULE		OF SCHEDULE	RPI	RPI	RPI	RPI
DIV. I ONLY		7- 16	.30435	274	3- 7		234	259	272	.3809	276
DIV. I NON-CONF.		4- 7	.36364	234	1- 0		131	272	227	.44399	233
TOTALS		RPI 1-25	RPI 26-50		W-L RECORDS		RPI 51-100		RPI 101-150		RPI 150+
7- 16	0- 0	0- 0		OVERALL		0- 5		0- 0		7- 11	
4- 3	0- 0	0- 0		HOME		0- 1		0- 0		4- 2	
1- 9	0- 0	0- 0		AWAY		0- 2		0- 0		1- 7	
2- 4	0- 0	0- 0		NEUTRAL		0- 2		0- 0		2- 2	
4- 7	0- 0	0- 0		NON-CONFERENCE		0- 3		0- 0		4- 4	
2- 0	0- 0	0- 0		HOME		0- 0		0- 0		2- 0	
0- 3	0- 0	0- 0		AWAY		0- 1		0- 0		0- 2	
2- 4	0- 0	0- 0		NEUTRAL		0- 2		0- 0		2- 2	
3- 9	0- 0	0- 0		CONFERENCE		0- 2		0- 0		3- 7	
2- 3	0- 0	0- 0		HOME		0- 1		0- 0		2- 2	
1- 6	0- 0	0- 0		AWAY		0- 1		0- 0		1- 5	
0- 0	0- 0	0- 0		NEUTRAL		0- 0		0- 0		0- 0	
RPI S	Opponent	Score	RPI S	Opponent	Score	RPI S	Opponent	Score	RPI S	Opponent	Score
						64 A Yale	1	3	171 A Temple	0	3
						64 H Yale	0	3	176 A Columbia	0	3
						65 N Fresno St.	0	3	176 H Columbia	2	3
						84 A Colorado	0	3	179 A Princeton	1	3
						90 N Northern Ariz.	0	3	181 A Penn	0	3
									196 H Colgate	3	2
									236 N Stony Brook	0	3
									246 A Harvard	0	3
									246 H Harvard	1	3
									255 H Binghamton	3	2
									258 N Central Conn. St.	3	1
									267 A Brown	1	3
									267 H Brown	3	1
									277 A Fordham	2	3
									278 N NJIT	2	3
									291 N Bucknell	3	2
									307 A Dartmouth	3	0
									307 H Dartmouth	3	2
LAST 10 GAMES											
						246 A Harvard	0	3	307 H Dartmouth	3	2
						307 A Dartmouth	3	0	246 H Harvard	1	3
						64 A Yale	1	3	255 H Binghamton	3	2
						267 A Brown	1	3	179 A Princeton	1	3
						176 H Columbia	2	3	181 A Penn	0	3

Non-Div. I Games:

Cornell



Average RPI Win: 269		WON-LOST RECORD		WINNING PCT. RANK		LAST 10 GAMES		STRENGTH OF SCHEDULE		OPP. STRENGTH OF SCHEDULE		TEAM RPI		ADJ RPI		CONF. RPI		ADJ CONF. RPI	
DIV. I ONLY		13- 19		.40625 219		3- 7		286		246		268		.3803 277		13		14	
DIV. I NON-CONF.		8- 11		.42105 205		0- 0		316		304		285		.36114 290		13		15	
TOTALS		RPI 1-25		RPI 26-50		W-L RECORDS		RPI 51-100		RPI 101-150		RPI 150+							
13- 19		0- 0		0- 1		OVERALL		1- 2		0- 3		12- 13							
7- 7		0- 0		0- 0		HOME		1- 0		0- 1		6- 6							
3- 8		0- 0		0- 1		AWAY		0- 1		0- 2		3- 4							
3- 4		0- 0		0- 0		NEUTRAL		0- 1		0- 0		3- 3							
8- 11		0- 0		0- 0		NON-CONFERENCE		0- 1		0- 2		8- 8							
4- 4		0- 0		0- 0		HOME		0- 0		0- 1		4- 3							
1- 3		0- 0		0- 0		AWAY		0- 0		0- 1		1- 2							
3- 4		0- 0		0- 0		NEUTRAL		0- 1		0- 0		3- 3							
5- 8		0- 0		0- 1		CONFERENCE		1- 1		0- 1		4- 5							
3- 3		0- 0		0- 0		HOME		1- 0		0- 0		2- 3							
2- 5		0- 0		0- 1		AWAY		0- 1		0- 1		2- 2							
0- 0		0- 0		0- 0		NEUTRAL		0- 0		0- 0		0- 0							
RPI S	Opponent	Score		RPI S	Opponent	Score		RPI S	Opponent	Score		RPI S	Opponent	Score					
				27 A	Dayton	0 3		68 A	Xavier	0 3		111 A	Duquesne	1 3					
								69 H	VCU	3 1		113 H	Rutgers	2 3					
								98 N	Texas Tech	1 3		128 A	Boston College	0 3					
												157 H	Butler	0 3					
												162 A	George Washington	0 3					
												171 A	Temple	0 3					
												171 H	Temple	2 3					
												172 H	Saint Louis	0 3					
												177 N	Siena	0 3					
												186 A	Hofstra	2 3					
												213 A	Rhode Island	3 1					
												231 H	Charlotte	3 1					
												236 H	Stony Brook	2 3					
												255 N	Binghamton	0 3					
												276 H	Cornell	3 2					
												278 H	NJIT	1 3					
												278 N	NJIT	3 2					
												282 A	Marist	1 3					
												291 A	Bucknell	3 0					
												291 H	Bucknell	3 0					
												296 A	La Salle	3 1					
												296 H	La Salle	3 2					
												299 H	Lafayette	3 1					
												304 N	Hartford	2 3					
												313 H	Fairleigh Dickinson	3 2					
												320 N	Quinnipiac	3 1					
												323 H	St. Francis (NY)	2 3					
LAST 10 GAMES																			
				111 A	Duquesne	1 3		171 H	Temple	2 3		299 H	Lafayette	3 1					
				162 A	George Washington	0 3		68 A	Xavier	0 3		304 N	Hartford	2 3					
				172 H	Saint Louis	0 3		27 A	Dayton	0 3		313 H	Fairleigh Dickinson	3 2					
				157 H	Butler	0 3		213 A	Rhode Island	3 1		320 N	Quinnipiac	3 1					
				296 H	La Salle	3 2		69 H	VCU	3 1		323 H	St. Francis (NY)	2 3					

Non-Div. I Games:

Fordham

RPI	S	Opponent	Score	
326	N	Providence	3	0

Fordham

F  
o  
r  
d  
h  
a  
m

F  
o  
r  
d  
h  
a  
m

Average RPI Win: 296		WON-LOST	WINNING	LAST 10	STRENGTH OF		OPP. STRENGTH	TEAM	ADJ		CONF.	ADJ CONF.
Average RPI Loss: 199		RECORD	PCT. RANK	GAMES	SCHEDULE		OF SCHEDULE	RPI	RPI		RPI	RPI
DIV. I ONLY		10- 14	.41667	213	5- 5		297	293	282	.37895	278	25
DIV. I NON-CONF.		8- 10	.44444	193	3- 1		293	313	262	.39102	273	26
TOTALS		RPI 1-25	RPI 26-50		W-L RECORDS		RPI 51-100		RPI 101-150		RPI 150+	
10- 14	0- 0	0- 0		OVERALL		0- 1		0- 5		10- 8		
2- 2	0- 0	0- 0		HOME		0- 0		0- 1		2- 1		
6- 6	0- 0	0- 0		AWAY		0- 0		0- 3		6- 2		
2- 6	0- 0	0- 0		NEUTRAL		0- 1		0- 1		2- 4		
8- 10	0- 0	0- 0		NON-CONFERENCE		0- 1		0- 2		8- 7		
1- 0	0- 0	0- 0		HOME		0- 0		0- 0		1- 0		
5- 4	0- 0	0- 0		AWAY		0- 0		0- 1		5- 3		
2- 6	0- 0	0- 0		NEUTRAL		0- 1		0- 1		2- 4		
2- 4	0- 0	0- 0		CONFERENCE		0- 0		0- 3		2- 1		
1- 2	0- 0	0- 0		HOME		0- 0		0- 1		1- 1		
1- 2	0- 0	0- 0		AWAY		0- 0		0- 2		1- 0		
0- 0	0- 0	0- 0		NEUTRAL		0- 0		0- 0		0- 0		
RPI S	Opponent	Score	RPI S	Opponent	Score	RPI S	Opponent	Score	RPI S	Opponent	Score	
						82 N	Maryland	0 3	112 N	St. John's (NY)	0 3	
									137 A	Houston Baptist	0 3	
									137 H	Houston Baptist	1 3	
									145 A	LIU Brooklyn	1 3	
									150 A	Utah Valley	2 3	
									165 N	UMES	1 3	
									171 A	Temple	0 3	
									236 N	Stony Brook	3 2	
									266 A	Iona	1 3	
									270 N	Radford	1 3	
									272 H	Tex.-Pan American	1 3	
									276 N	Cornell	3 2	
									277 A	Fordham	3 1	
									277 N	Fordham	2 3	
									282 A	Marist	3 1	
									296 A	La Salle	2 3	
									299 A	Lafayette	3 2	
									304 N	Hartford	1 3	
									313 A	Fairleigh Dickinson	3 1	
									315 A	Chicago St.	3 0	
									315 H	Chicago St.	3 0	
									323 A	St. Francis (NY)	3 2	
									325 H	Saint Peter's	3 0	
LAST 10 GAMES												
						137 A	Houston Baptist	0 3	315 A	Chicago St.	3 0	
						315 H	Chicago St.	3 0	325 H	Saint Peter's	3 0	
						299 A	Lafayette	3 2	272 H	Tex.-Pan American	1 3	
						296 A	La Salle	2 3	137 H	Houston Baptist	1 3	
						150 A	Utah Valley	2 3	313 A	Fairleigh Dickinson	3 1	

Non-Div. I Games:

NJIT

Average RPI Win: 265		WON-LOST RECORD		WINNING PCT. RANK		LAST 10 GAMES		STRENGTH OF SCHEDULE		OPP. STRENGTH OF SCHEDULE		TEAM RPI		ADJ RPI		CONF. RPI		ADJ CONF. RPI	
DIV. I ONLY		7- 21		.25 285		2- 8		222		184		278		.3778 279		20		20	
DIV. I NON-CONF.		4- 10		.28571 261		0- 0		252		135		264		.40506 258		22		21	
TOTALS		RPI 1-25		RPI 26-50		W-L RECORDS		RPI 51-100		RPI 101-150		RPI 150+							
7- 21		0- 1		0- 0		OVERALL		0- 5		0- 5		7- 10							
4- 3		0- 0		0- 0		HOME		0- 2		0- 0		4- 1							
0- 13		0- 0		0- 0		AWAY		0- 2		0- 3		0- 8							
3- 5		0- 1		0- 0		NEUTRAL		0- 1		0- 2		3- 1							
4- 10		0- 1		0- 0		NON-CONFERENCE		0- 3		0- 3		4- 3							
1- 0		0- 0		0- 0		HOME		0- 0		0- 0		1- 0							
0- 5		0- 0		0- 0		AWAY		0- 2		0- 1		0- 2							
3- 5		0- 1		0- 0		NEUTRAL		0- 1		0- 2		3- 1							
3- 11		0- 0		0- 0		CONFERENCE		0- 2		0- 2		3- 7							
3- 3		0- 0		0- 0		HOME		0- 2		0- 0		3- 1							
0- 8		0- 0		0- 0		AWAY		0- 0		0- 2		0- 6							
0- 0		0- 0		0- 0		NEUTRAL		0- 0		0- 0		0- 0							
RPI	S	Opponent		Score		RPI	S	Opponent		Score		RPI	S	Opponent		Score			
6	N	Minnesota		0 3								101	A	Furman		0 3			
								52 N Missouri		0 3				105 N Seton Hall		1 3			
								69 A VCU		2 3				109 A Samford		0 3			
								71 H Col. of Charleston		1 3				133 N Virginia		0 3			
								87 H Ga. Southern		1 3				141 A Wake Forest		0 3			
								96 A Lipscomb		0 3				193 A Wofford		0 3			
														199 N Houston		3 2			
														202 A UNC Greensboro		1 3			
														202 H UNC Greensboro		1 3			
														210 A James Madison		0 3			
														211 N Toledo		0 3			
														217 N Georgetown		3 2			
														220 A Davidson		1 3			
														223 A Elon		0 3			
														223 H Elon		3 1			
														241 A Chattanooga		0 3			
														256 A Winthrop		0 3			
														271 A Western Caro.		2 3			
														271 H Western Caro.		3 0			
														306 H Citadel		3 1			
														308 N Campbell		3 0			
														329 H N.C. A&T		3 0			
LAST 10 GAMES																			
		220 A Davidson		1 3				71 H Col. of Charleston		1 3									
		271 H Western Caro.		3 0				101 A Furman		0 3									
		202 A UNC Greensboro		1 3				193 A Wofford		0 3									
		223 A Elon		0 3				87 H Ga. Southern		1 3									
		306 H Citadel		3 1				271 A Western Caro.		2 3									

Non-Div. I Games:

Appalachian St.

Average RPI Win: 211		WON-LOST	WINNING	LAST 10	STRENGTH OF		OPP. STRENGTH	TEAM	ADJ	CONF.	ADJ CONF.
Average RPI Loss: 148		RECORD	PCT. RANK	GAMES	SCHEDULE		OF SCHEDULE	RPI	RPI	RPI	RPI
DIV. I ONLY		6- 19	.24 289	3- 7	254		131	283	.37532 280	22	22
DIV. I NON-CONF.		2- 9	.18182 291	0- 0	274		93	292	.36866 286	18	17
TOTALS		RPI 1-25	RPI 26-50	W-L RECORDS	RPI 51-100		RPI 101-150	RPI 150+			
6- 19	0- 0		0- 2	OVERALL	0- 4		1- 5	5- 8			
5- 8	0- 0		0- 1	HOME	0- 2		1- 2	4- 3			
0- 8	0- 0		0- 1	AWAY	0- 1		0- 2	0- 4			
1- 3	0- 0		0- 0	NEUTRAL	0- 1		0- 1	1- 1			
2- 9	0- 0		0- 2	NON-CONFERENCE	0- 2		0- 2	2- 3			
1- 4	0- 0		0- 1	HOME	0- 1		0- 1	1- 1			
0- 2	0- 0		0- 1	AWAY	0- 0		0- 0	0- 1			
1- 3	0- 0		0- 0	NEUTRAL	0- 1		0- 1	1- 1			
4- 10	0- 0		0- 0	CONFERENCE	0- 2		1- 3	3- 5			
4- 4	0- 0		0- 0	HOME	0- 1		1- 1	3- 2			
0- 6	0- 0		0- 0	AWAY	0- 1		0- 2	0- 3			
0- 0	0- 0		0- 0	NEUTRAL	0- 0		0- 0	0- 0			
RPI S	Opponent	Score	RPI S	Opponent	Score	RPI S	Opponent	Score	RPI S	Opponent	Score
			49 A	Baylor	1 3	63 A	Tulsa	0 3	110 A	Rice	0 3
			49 H	Baylor	0 3	63 H	Tulsa	2 3	110 H	Rice	1 3
						89 H	Sam Houston St.	0 3	129 A	UTEP	2 3
						100 N	A&M-Corpus Christi	0 3	129 H	UTEP	3 1
									132 H	Pittsburgh	1 3
									148 N	Texas St.	0 3
									161 H	UAB	3 2
									182 H	Mississippi St.	2 3
									198 H	UCF	1 3
									199 A	Houston	1 3
									199 H	Houston	3 1
									214 A	SMU	2 3
									214 H	SMU	3 0
									227 N	Nevada	2 3
									237 A	Lamar	2 3
									237 H	Memphis	1 3
									255 H	Binghamton	3 2
									274 A	Southern Miss.	2 3
									305 N	Louisiana Tech	3 1
			LAST 10 GAMES								
			214 H	SMU	3 0	63 A	Tulsa	0 3			
			63 H	Tulsa	2 3	214 A	SMU	2 3			
			129 A	UTEP	2 3	110 A	Rice	0 3			
			199 H	Houston	3 1	199 A	Houston	1 3			
			110 H	Rice	1 3	161 H	UAB	3 2			

Non-Div. I Games:

Tulane

Average RPI Win:	313	WON-LOST RECORD	WINNING PCT. RANK	LAST 10 GAMES	STRENGTH OF SCHEDULE	OPP. STRENGTH OF SCHEDULE	TEAM RPI	ADJ RPI	CONF. RPI	ADJ CONF. RPI	
Average RPI Loss:	211										
DIV. I ONLY	10- 12	.45455	199	5- 5	299	324	284	.37514	281	32	32
DIV. I NON-CONF.	3- 7	.3	256	0- 0	213	324	273	.39064	274	32	32
<hr/>											
TOTALS	RPI 1-25	RPI 26-50		W-L RECORDS	RPI 51-100		RPI 101-150		RPI 150+		
10- 12	0- 0	0- 0		OVERALL	0- 1		0- 1		10- 10		
6- 5	0- 0	0- 0		HOME	0- 0		0- 0		6- 5		
3- 4	0- 0	0- 0		AWAY	0- 0		0- 0		3- 4		
1- 3	0- 0	0- 0		NEUTRAL	0- 1		0- 1		1- 1		
<hr/>											
3- 7	0- 0	0- 0		NON-CONFERENCE	0- 1		0- 1		3- 5		
1- 2	0- 0	0- 0		HOME	0- 0		0- 0		1- 2		
1- 2	0- 0	0- 0		AWAY	0- 0		0- 0		1- 2		
1- 3	0- 0	0- 0		NEUTRAL	0- 1		0- 1		1- 1		
<hr/>											
7- 5	0- 0	0- 0		CONFERENCE	0- 0		0- 0		7- 5		
5- 3	0- 0	0- 0		HOME	0- 0		0- 0		5- 3		
2- 2	0- 0	0- 0		AWAY	0- 0		0- 0		2- 2		
0- 0	0- 0	0- 0		NEUTRAL	0- 0		0- 0		0- 0		
<hr/>											
RPI S	Opponent	Score	RPI S	Opponent	Score	RPI S	Opponent	Score	RPI S	Opponent	Score
						78 N	Towson	0 3	112 N	St. John's (NY)	0 3
									165 A	UMES	0 3
									165 H	UMES	0 3
									178 A	American	0 3
									205 H	Youngstown St.	1 3
									243 N	UMBC	0 3
									245 A	Loyola Maryland	0 3
									261 A	Hampton	0 3
									261 H	Hampton	1 3
									294 H	Norfolk St.	3 0
									299 A	Lafayette	3 2
									300 A	Morgan St.	3 1
									300 H	Morgan St.	1 3
									310 H	Bryant	3 1
									314 A	Delaware St.	3 1
									314 H	Delaware St.	3 0
									315 H	Chicago St.	1 3
									321 H	Howard	3 0
									322 H	Bethune-Cookman	3 1
									323 N	St. Francis (NY)	3 0
									329 H	N.C. A&T	3 1
<hr/>											
LAST 10 GAMES											
165 H UMES						0 3					
314 H Delaware St.						3 0					
261 A Hampton						0 3					
322 H Bethune-Cookman						3 1					
300 H Morgan St.						1 3					
321 H Howard						3 0					
314 A Delaware St.						3 1					
165 A UMES						0 3					
261 H Hampton						1 3					
294 H Norfolk St.						3 0					

Non-Div. I Games:

Coppin St.

Average RPI Win: 295		WON-LOST RECORD	WINNING PCT. RANK		LAST 10 GAMES	STRENGTH OF SCHEDULE	OPP. STRENGTH OF SCHEDULE	TEAM RPI	ADJ RPI	CONF. RPI	ADJ CONF. RPI		
Average RPI Loss: 203													
DIV. I ONLY		10- 16	.38462	226	5- 5	275	298	273	.37052	282	26	28	
DIV. I NON-CONF.		4- 6	.4	216	0- 0	300	317	278	.3829	277	29	29	
<hr/>													
TOTALS		RPI 1-25		RPI 26-50		W-L RECORDS		RPI 51-100		RPI 101-150		RPI 150+	
10- 16		0- 0		0- 0		OVERALL		0- 0		0- 1		10- 15	
6- 7		0- 0		0- 0		HOME		0- 0		0- 0		6- 7	
2- 7		0- 0		0- 0		AWAY		0- 0		0- 0		2- 7	
2- 2		0- 0		0- 0		NEUTRAL		0- 0		0- 1		2- 1	
4- 6		0- 0		0- 0		NON-CONFERENCE		0- 0		0- 1		4- 5	
2- 2		0- 0		0- 0		HOME		0- 0		0- 0		2- 2	
0- 2		0- 0		0- 0		AWAY		0- 0		0- 0		0- 2	
2- 2		0- 0		0- 0		NEUTRAL		0- 0		0- 1		2- 1	
6- 10		0- 0		0- 0		CONFERENCE		0- 0		0- 0		6- 10	
4- 5		0- 0		0- 0		HOME		0- 0		0- 0		4- 5	
2- 5		0- 0		0- 0		AWAY		0- 0		0- 0		2- 5	
0- 0		0- 0		0- 0		NEUTRAL		0- 0		0- 0		0- 0	
RPI	S	Opponent	Score	RPI	S	Opponent	Score	RPI	S	Opponent	Score		
										114 N	Northwestern St.	1 3	
										160 H	Army	0 3	
										177 A	Siena	2 3	
										177 H	Siena	1 3	
										180 A	Fairfield	0 3	
										180 H	Fairfield	0 3	
										186 A	Hofstra	0 3	
										190 A	Canisius	1 3	
										190 H	Canisius	1 3	
										207 A	Niagara	0 3	
										207 H	Niagara	0 3	
										219 A	Texas-Arlington	0 3	
										245 H	Loyola Maryland	2 3	
										260 A	Manhattan	1 3	
										260 H	Manhattan	3 2	
										266 A	Iona	3 2	
										266 H	Iona	3 0	
										274 N	Southern Miss.	0 3	
										277 H	Fordham	3 1	
										278 H	NJIT	1 3	
										290 H	Rider	3 1	
										304 H	Hartford	3 1	
										313 N	Fairleigh Dickinson	3 0	
										325 A	Saint Peter's	3 2	
										325 H	Saint Peter's	3 0	
										326 N	Providence	3 0	
				LAST 10 GAMES									
						177 H	Siena	1 3			207 A	Niagara	0 3
						260 H	Manhattan	3 2			245 H	Loyola Maryland	2 3
						325 H	Saint Peter's	3 0			290 H	Rider	3 1
						266 H	Iona	3 0			180 A	Fairfield	0 3
						190 A	Canisius	1 3			266 A	Iona	3 2

Non-Div. I Games:

Marist

Average RPI Win:	308	WON-LOST RECORD	WINNING PCT. RANK	LAST 10 GAMES	STRENGTH OF SCHEDULE	OPP. STRENGTH OF SCHEDULE	TEAM RPI	ADJ RPI	CONF. RPI	ADJ CONF. RPI	
DIV. I ONLY		9- 20	.31034 266	5- 5	236	294	279	.36727 283	31	31	
DIV. I NON-CONF.		2- 12	.14286 301	0- 0	126	201	269	.39691 266	31	31	
<hr/>											
TOTALS	RPI 1-25	RPI 26-50		W-L RECORDS	RPI 51-100		RPI 101-150		RPI 150+		
9- 20	0- 0	0- 1		OVERALL	0- 3		0- 5		9- 11		
4- 7	0- 0	0- 0		HOME	0- 0		0- 2		4- 5		
5- 8	0- 0	0- 1		AWAY	0- 1		0- 1		5- 4		
0- 5	0- 0	0- 0		NEUTRAL	0- 2		0- 1		0- 2		
<hr/>											
2- 12	0- 0	0- 1		NON-CONFERENCE	0- 3		0- 3		2- 5		
1- 3	0- 0	0- 0		HOME	0- 0		0- 1		1- 2		
1- 4	0- 0	0- 1		AWAY	0- 1		0- 1		1- 1		
0- 5	0- 0	0- 0		NEUTRAL	0- 2		0- 1		0- 2		
<hr/>											
7- 8	0- 0	0- 0		CONFERENCE	0- 0		0- 2		7- 6		
3- 4	0- 0	0- 0		HOME	0- 0		0- 1		3- 3		
4- 4	0- 0	0- 0		AWAY	0- 0		0- 1		4- 3		
0- 0	0- 0	0- 0		NEUTRAL	0- 0		0- 0		0- 0		
<hr/>											
RPI S	Opponent	Score	RPI S	Opponent	Score	RPI S	Opponent	Score	RPI S	Opponent	Score
			45 A	San Diego St.	0 3	69 N	VCU	0 3	115 N	Alabama	1 3
						97 A	Northeastern	1 3	117 H	Connecticut	0 3
						99 N	Utah St.	1 3	145 A	LIU Brooklyn	2 3
									145 H	LIU Brooklyn	0 3
									149 A	Cal St. Fullerton	0 3
									152 N	Albany (NY)	0 3
									160 A	Army	0 3
									180 H	Fairfield	0 3
									198 H	UCF	0 3
									229 N	Montana	0 3
									253 A	Robert Morris	1 3
									253 H	Robert Morris	3 2
									258 A	Central Conn. St.	0 3
									258 H	Central Conn. St.	1 3
									284 A	Saint Francis (PA)	0 3
									284 H	Saint Francis (PA)	2 3
									307 H	Dartmouth	3 0
									310 A	Bryant	3 1
									310 H	Bryant	3 0
									313 A	Fairleigh Dickinson	3 0
									313 H	Fairleigh Dickinson	1 3
			LAST 10 GAMES						317 A	Holy Cross	3 0
			284 A	Saint Francis (PA)	0 3	145 H	LIU Brooklyn	0 3	320 A	Quinnipiac	3 0
			253 A	Robert Morris	1 3	258 A	Central Conn. St.	0 3	323 A	St. Francis (NY)	3 0
			313 A	Fairleigh Dickinson	3 0	284 H	Saint Francis (PA)	2 3	323 H	St. Francis (NY)	3 1
			310 H	Bryant	3 0	253 H	Robert Morris	3 2			
			323 H	St. Francis (NY)	3 1	320 A	Quinnipiac	3 0			

**Non-Div. I Games:**

Sacred Heart



Average RPI Win:	298	WON-LOST	WINNING	LAST 10	STRENGTH OF	OPP. STRENGTH	TEAM	ADJ	CONF.	ADJ CONF.											
Average RPI Loss:	224	RECORD	PCT. RANK	GAMES	SCHEDULE	OF SCHEDULE	RPI	RPI	RPI	RPI											
DIV. I ONLY		13- 14	.48148 183	7- 3	314	307	280	.3669 284	31	31											
DIV. I NON-CONF.		4- 8	.33333 243	0- 0	303	255	287	.3659 287	31	31											
<hr/>																					
TOTALS	RPI 1-25	RPI 26-50		W-L RECORDS	RPI 51-100		RPI 101-150		RPI 150+												
13- 14	0- 0	0- 0		OVERALL	0- 0		0- 3		13- 11												
5- 5	0- 0	0- 0		HOME	0- 0		0- 2		5- 3												
6- 4	0- 0	0- 0		AWAY	0- 0		0- 0		6- 4												
2- 5	0- 0	0- 0		NEUTRAL	0- 0		0- 1		2- 4												
<hr/>																					
4- 8	0- 0	0- 0		NON-CONFERENCE	0- 0		0- 2		4- 6												
0- 2	0- 0	0- 0		HOME	0- 0		0- 1		0- 1												
2- 2	0- 0	0- 0		AWAY	0- 0		0- 0		2- 2												
2- 4	0- 0	0- 0		NEUTRAL	0- 0		0- 1		2- 3												
<hr/>																					
9- 6	0- 0	0- 0		CONFERENCE	0- 0		0- 1		9- 5												
5- 3	0- 0	0- 0		HOME	0- 0		0- 1		5- 2												
4- 2	0- 0	0- 0		AWAY	0- 0		0- 0		4- 2												
0- 1	0- 0	0- 0		NEUTRAL	0- 0		0- 0		0- 1												
<hr/>																					
RPI S	Opponent	Score	RPI S	Opponent	Score	RPI S	Opponent	Score	RPI S	Opponent	Score										
									111 H	Duquesne	0	3									
									134 N	Liberty	0	3									
									145 H	LIU Brooklyn	0	3									
									184 A	West Virginia	3	2									
									191 N	Marshall	0	3									
									224 A	Kent St.	0	3									
									243 H	UMBC	2	3									
									245 N	Loyola Maryland	1	3									
									253 A	Robert Morris	2	3									
									253 H	Robert Morris	0	3									
									258 A	Central Conn. St.	1	3									
									258 H	Central Conn. St.	1	3									
									258 N	Central Conn. St.	1	3									
									270 A	Radford	0	3									
									283 A	Sacred Heart	3	2									
									283 H	Sacred Heart	3	0									
									296 N	La Salle	2	3									
									297 N	Murray St.	3	2									
									306 N	Citadel	3	2									
									310 A	Bryant	3	0									
									310 H	Bryant	3	2									
									LAST 10 GAMES									313 A	Fairleigh Dickinson	3	0
																		283 H	Fairleigh Dickinson	3	1
																		253 H	Robert Morris	0	3
																		320 H	Quinnipiac	3	2
258 H	Central Conn. St.	1	3																		
313 A	Bryant	3	0																		
									313 H	Fairleigh Dickinson	3	1									
									283 A	Sacred Heart	3	2									
									313 A	Fairleigh Dickinson	3	0									
									320 A	Quinnipiac	3	0									
									320 H	Quinnipiac	3	2									
									323 H	St. Francis (NY)	3	1									
									145 H	LIU Brooklyn	0	3									
									314 A	Delaware St.	3	1									
									320 A	Quinnipiac	3	0									
									320 H	Quinnipiac	3	2									
									323 H	St. Francis (NY)	3	1									

**Non-Div. I Games:**

Saint Francis (PA)

Average RPI Win:	278	WON-LOST RECORD	WINNING PCT. RANK	LAST 10 GAMES	STRENGTH OF SCHEDULE	OPP. STRENGTH OF SCHEDULE	TEAM RPI	ADJ RPI	CONF. RPI	ADJ CONF. RPI		
DIV. I ONLY		6- 18	.25	285	2- 8	278	173	289	.36397	285	15	15
DIV. I NON-CONF.		5- 6	.45455	186	1- 0	317	253	276	.39206	270	12	13
<hr/>												
TOTALS	RPI 1-25	RPI 26-50		W-L RECORDS		RPI 51-100		RPI 101-150		RPI 150+		
6- 18	0- 0	0- 3		OVERALL		0- 1		0- 3		6- 11		
3- 5	0- 0	0- 1		HOME		0- 0		0- 1		3- 3		
2- 8	0- 0	0- 2		AWAY		0- 0		0- 2		2- 4		
1- 5	0- 0	0- 0		NEUTRAL		0- 1		0- 0		1- 4		
5- 6	0- 0	0- 1		NON-CONFERENCE		0- 1		0- 0		5- 4		
2- 0	0- 0	0- 0		HOME		0- 0		0- 0		2- 0		
2- 1	0- 0	0- 1		AWAY		0- 0		0- 0		2- 0		
1- 5	0- 0	0- 0		NEUTRAL		0- 1		0- 0		1- 4		
1- 12	0- 0	0- 2		CONFERENCE		0- 0		0- 3		1- 7		
1- 5	0- 0	0- 1		HOME		0- 0		0- 1		1- 3		
0- 7	0- 0	0- 1		AWAY		0- 0		0- 2		0- 4		
0- 0	0- 0	0- 0		NEUTRAL		0- 0		0- 0		0- 0		
<hr/>												
RPI S	Opponent	Score	RPI S	Opponent	Score	RPI S	Opponent	Score	RPI S	Opponent	Score	
			30 A	Western Ky.	0 3	72 N	Central Ark.	0 3	118 H	Arkansas St.	1 3	
			30 H	Western Ky.	0 3				121 A	North Texas	1 3	
			39 A	Arizona St.	0 3				130 A	Troy	0 3	
									156 H	UALR	2 3	
									166 N	Gonzaga	2 3	
									170 A	Middle Tenn.	1 3	
									170 H	Middle Tenn.	1 3	
									187 A	South Ala.	0 3	
									192 A	FIU	0 3	
									192 H	FIU	2 3	
									193 N	Wofford	1 3	
									195 N	Villanova	3 1	
									203 H	La.-Lafayette	3 2	
									251 A	La.-Monroe	1 3	
									261 N	Hampton	2 3	
									264 N	UC Riverside	2 3	
									316 A	Stetson	3 2	
									316 A	Stetson	3 2	
									317 H	Holy Cross	3 0	
									322 H	Bethune-Cookman	3 0	
<hr/>												
			LAST 10 GAMES									
			192 A	FIU	0 3	30 A	Western Ky.	0 3				
			30 H	Western Ky.	0 3	170 A	Middle Tenn.	1 3				
			170 H	Middle Tenn.	1 3	317 H	Holy Cross	3 0				
			121 A	North Texas	1 3	203 H	La.-Lafayette	3 2				
			251 A	La.-Monroe	1 3	192 H	FIU	2 3				

Non-Div. I Games:

Fla. Atlantic

Average RPI Win:	233	WON-LOST	WINNING	LAST 10	STRENGTH OF	OPP. STRENGTH	TEAM	ADJ	CONF.	ADJ CONF.	
Average RPI Loss:	145	RECORD	PCT. RANK	GAMES	SCHEDULE	OF SCHEDULE	RPI	RPI	RPI	RPI	
DIV. I ONLY	3- 21	.125	312	0- 10	171	159	288	.36047	286	10	10
DIV. I NON-CONF.	2- 8	.2	284	0- 0	278	264	304	.34546	303	10	10
<hr/>											
TOTALS	RPI 1-25	RPI 26-50		W-L RECORDS	RPI 51-100		RPI 101-150		RPI 150+		
3- 21	0- 0	0- 5		OVERALL	0- 3		0- 3		3- 10		
1- 9	0- 0	0- 3		HOME	0- 1		0- 1		1- 4		
0- 10	0- 0	0- 2		AWAY	0- 2		0- 2		0- 4		
2- 2	0- 0	0- 0		NEUTRAL	0- 0		0- 0		2- 2		
<hr/>											
2- 8	0- 0	0- 0		NON-CONFERENCE	0- 0		0- 1		2- 7		
0- 3	0- 0	0- 0		HOME	0- 0		0- 0		0- 3		
0- 3	0- 0	0- 0		AWAY	0- 0		0- 1		0- 2		
2- 2	0- 0	0- 0		NEUTRAL	0- 0		0- 0		2- 2		
<hr/>											
1- 13	0- 0	0- 5		CONFERENCE	0- 3		0- 2		1- 3		
1- 6	0- 0	0- 3		HOME	0- 1		0- 1		1- 1		
0- 7	0- 0	0- 2		AWAY	0- 2		0- 1		0- 2		
0- 0	0- 0	0- 0		NEUTRAL	0- 0		0- 0		0- 0		
<hr/>											
RPI	S	Opponent	Score	RPI	S	Opponent	Score	RPI	S	Opponent	Score
				33	H	Creighton	0 3	76	A	Southern Ill.	0 3
				42	A	Wichita St.	0 3	86	A	Missouri St.	2 3
				42	H	Wichita St.	2 3	86	H	Missouri St.	0 3
				46	A	UNI	0 3				
				46	H	UNI	0 3				

Non-Div. I Games:

Indiana St.

Average RPI Win: 313		WON-LOST	WINNING	LAST 10	STRENGTH OF	OPP. STRENGTH	TEAM	ADJ	CONF.	ADJ CONF.					
Average RPI Loss: 190		RECORD	PCT. RANK	GAMES	SCHEDULE	OF SCHEDULE	RPI	RPI	RPI	RPI					
DIV. I ONLY		9- 18	.33333	256	6- 4	288	314	293	.35896	287	33	33			
DIV. I NON-CONF.		0- 14	0	318	0- 1	175	147	308	.34658	302	33	33			
<hr/>															
TOTALS		RPI 1-25		RPI 26-50		W-L RECORDS		RPI 51-100		RPI 101-150		RPI 150+			
9- 18		0- 1		0- 0		OVERALL		0- 2		0- 5		9- 10			
4- 2		0- 0		0- 0		HOME		0- 0		0- 1		4- 1			
4- 7		0- 0		0- 0		AWAY		0- 1		0- 2		4- 2			
1- 9		0- 1		0- 0		NEUTRAL		0- 0		0- 1		1- 7			
0- 14		0- 1		0- 0		NON-CONFERENCE		0- 2		0- 5		0- 6			
0- 2		0- 0		0- 0		HOME		0- 0		0- 1		0- 1			
0- 6		0- 0		0- 0		AWAY		0- 2		0- 3		0- 1			
0- 6		0- 1		0- 0		NEUTRAL		0- 0		0- 1		0- 4			
9- 4		0- 0		0- 0		CONFERENCE		0- 0		0- 0		9- 4			
4- 0		0- 0		0- 0		HOME		0- 0		0- 0		4- 0			
4- 1		0- 0		0- 0		AWAY		0- 0		0- 0		4- 1			
1- 3		0- 0		0- 0		NEUTRAL		0- 0		0- 0		1- 3			
RPI S	Opponent	Score		RPI S	Opponent	Score		RPI S	Opponent	Score		RPI S	Opponent	Score	
12 N	Southern California	0	3					67 A	TCU	0	3	121 A	North Texas	0	3
								75 A	UNLV	0	3	121 A	North Texas	0	3
												137 A	Houston Baptist	0	3
												137 H	Houston Baptist	1	3
												141 N	UMKC	0	3
												166 N	Gonzaga	0	3
												208 N	Lehigh	0	3
												237 N	Lamar	1	3
												263 N	Jackson St.	0	3
												269 A	McNeese St.	1	3
												269 H	McNeese St.	1	3
												288 A	Texas Southern	2	3
												288 A	Texas Southern	3	2
												288 H	Texas Southern	3	1
												288 N	Texas Southern	2	3
												301 N	New Orleans	2	3
												311 A	Ark.-Pine Bluff	3	0
												311 H	Ark.-Pine Bluff	3	2
												312 N	Alabama St.	0	3
												319 N	Mississippi Val.	3	1
												324 A	Southern U.	3	2
												324 H	Southern U.	3	2
												328 A	Grambling	3	0
												328 H	Grambling	3	0
LAST 10 GAMES															
				311 H	Ark.-Pine Bluff	3	2			324 A	Southern U.	3	2		
				324 H	Southern U.	3	2			263 N	Jackson St.	0	3		
				288 H	Texas Southern	3	1			312 N	Alabama St.	0	3		
				311 A	Ark.-Pine Bluff	3	0			328 A	Grambling	3	0		
				288 A	Texas Southern	2	3			269 H	McNeese St.	1	3		

Non-Div. I Games: Huston-Tillotson 3 0 Huston-Tillotson 3 0

Prairie View

Average RPI Win:	313	WON-LOST	WINNING	LAST 10	STRENGTH OF	OPP. STRENGTH	TEAM	ADJ	CONF.	ADJ CONF.				
Average RPI Loss:	214	RECORD	PCT. RANK	GAMES	SCHEDULE	OF SCHEDULE	RPI	RPI	RPI	RPI				
DIV. I ONLY	11- 11	.5	170	6- 2	326	325	295	.35882	288	33	33			
DIV. I NON-CONF.	1- 7	.125	303	0- 0	222	221	300	.35922	292	33	33			
<hr/>														
TOTALS	RPI 1-25	RPI 26-50		W-L RECORDS		RPI 51-100		RPI 101-150		RPI 150+				
11- 11	0- 0	0- 0		OVERALL		0- 3		0- 0		11- 8				
6- 2	0- 0	0- 0		HOME		0- 0		0- 0		6- 2				
2- 5	0- 0	0- 0		AWAY		0- 2		0- 0		2- 3				
3- 4	0- 0	0- 0		NEUTRAL		0- 1		0- 0		3- 3				
<hr/>														
1- 7	0- 0	0- 0		NON-CONFERENCE		0- 3		0- 0		1- 4				
1- 1	0- 0	0- 0		HOME		0- 0		0- 0		1- 1				
0- 3	0- 0	0- 0		AWAY		0- 2		0- 0		0- 1				
0- 3	0- 0	0- 0		NEUTRAL		0- 1		0- 0		0- 2				
<hr/>														
10- 4	0- 0	0- 0		CONFERENCE		0- 0		0- 0		10- 4				
5- 1	0- 0	0- 0		HOME		0- 0		0- 0		5- 1				
2- 2	0- 0	0- 0		AWAY		0- 0		0- 0		2- 2				
3- 1	0- 0	0- 0		NEUTRAL		0- 0		0- 0		3- 1				
<hr/>														
RPI S	Opponent	Score	RPI S	Opponent	Score	RPI S	Opponent	Score	RPI S	Opponent	Score			
						75 A	UNLV	0 3	166 N	Gonzaga	0 3			
						84 N	Colorado	0 3	203 N	La.-Lafayette	0 3			
						89 A	Sam Houston St.	0 3	272 A	Tex.-Pan American	0 3			
									272 H	Tex.-Pan American	1 3			
									287 A	Prairie View	1 3			
									287 H	Prairie View	2 3			
									287 H	Prairie View	3 2			
									287 N	Prairie View	3 2			
									301 H	New Orleans	3 2			
									311 A	Ark.-Pine Bluff	0 3			
									311 H	Ark.-Pine Bluff	3 0			
									311 N	Ark.-Pine Bluff	3 1			
									312 N	Alabama St.	1 3			
									319 H	Mississippi Val.	3 1			
									319 N	Mississippi Val.	3 1			
									324 A	Southern U.	3 1			
									324 H	Southern U.	3 0			
									328 A	Grambling	3 0			
									328 H	Grambling	3 0			
									LAST 10 GAMES					
311 H	Ark.-Pine Bluff	3 0	312 N	Alabama St.	1 3									
324 H	Southern U.	3 0	311 N	Ark.-Pine Bluff	3 1									
328 A	Grambling	3 0	319 N	Mississippi Val.	3 1									
287 A	Prairie View	1 3	324 A	Southern U.	3 1									
287 H	Prairie View	3 2	272 H	Tex.-Pan American	1 3									
Non-Div. I Games:	Dillard	3 0	Texas-Brownsville	0 3	Dillard	3 0	Huston-Tillotson	3 0	Texas Southern					

Average RPI Win: 191		WON-LOST RECORD		WINNING PCT. RANK		LAST 10 GAMES		STRENGTH OF SCHEDULE		OPP. STRENGTH OF SCHEDULE		TEAM RPI		ADJ RPI		CONF. RPI		ADJ CONF. RPI	
Average RPI Loss: 149																			
DIV. I ONLY		4- 23		.14815 309		4- 6		205		130		290		.35592 289		16		16	
DIV. I NON-CONF.		0- 11		0 318		0- 0		263		89		320		.32089 314		14		12	
TOTALS		RPI 1-25		RPI 26-50		W-L RECORDS		RPI 51-100		RPI 101-150		RPI 150+							
4- 23		0- 0		0- 1		OVERALL		1- 6		0- 6		3- 10							
2- 6		0- 0		0- 0		HOME		0- 3		0- 2		2- 1							
2- 10		0- 0		0- 1		AWAY		1- 2		0- 2		1- 5							
0- 7		0- 0		0- 0		NEUTRAL		0- 1		0- 2		0- 4							
0- 11		0- 0		0- 1		NON-CONFERENCE		0- 1		0- 3		0- 6							
0- 0		0- 0		0- 0		HOME		0- 0		0- 0		0- 0							
0- 4		0- 0		0- 1		AWAY		0- 0		0- 1		0- 2							
0- 7		0- 0		0- 0		NEUTRAL		0- 1		0- 2		0- 4							
4- 12		0- 0		0- 0		CONFERENCE		1- 5		0- 3		3- 4							
2- 6		0- 0		0- 0		HOME		0- 3		0- 2		2- 1							
2- 6		0- 0		0- 0		AWAY		1- 2		0- 1		1- 3							
0- 0		0- 0		0- 0		NEUTRAL		0- 0		0- 0		0- 0							
RPI	S	Opponent		Score		RPI	S	Opponent		Score		RPI	S	Opponent		Score			
28	A	Iowa St.		0 3		57	A	Idaho St.		0 3		107	A	Wyoming		0 3			
						61	N	San Francisco		1 3		116	N	Iowa		0 3			
						81	A	Portland St.		0 3		136	H	North Dakota		1 3			
						81	H	Portland St.		0 3		140	N	South Dakota St.		1 3			
						88	H	Northern Colo.		0 3		144	A	Montana St.		2 3			
						90	A	Northern Ariz.		3 2		144	H	Montana St.		0 3			
						90	H	Northern Ariz.		1 3		153	A	Boise St.		0 3			
												166	A	Gonzaga		0 3			
												197	A	Sacramento St.		0 3			
												197	H	Sacramento St.		3 0			
												204	N	Presbyterian		0 3			
												206	N	Syracuse		0 3			
												229	A	Montana		0 3			
												229	H	Montana		3 0			
												235	N	Seattle		1 3			
												247	A	Southern Utah		3 0			
												247	H	Southern Utah		2 3			
												252	A	Weber St.		0 3			
												264	N	UC Riverside		0 3			
LAST 10 GAMES						LAST 10 GAMES						LAST 10 GAMES							
247	A	Southern Utah		3 0		81	A	Portland St.		0 3									
90	A	Northern Ariz.		3 2		57	A	Idaho St.		0 3									
144	H	Montana St.		0 3		252	A	Weber St.		0 3									
229	H	Montana		3 0		88	H	Northern Colo.		0 3									
197	H	Sacramento St.		3 0		136	H	North Dakota		1 3									

Non-Div. I Games:

Eastern Wash.

R  
i  
d  
e  
r

Loss, Non-Conf, S Site, H Home, A Away, N Neutral Page 295

Average RPI Win:	280	WON-LOST RECORD	WINNING PCT. RANK	LAST 10 GAMES	STRENGTH OF SCHEDULE	OPP. STRENGTH OF SCHEDULE	TEAM RPI	ADJ RPI	CONF. RPI	ADJ CONF. RPI		
Average RPI Loss:	210											
DIV. I ONLY		9- 18	.33333	256	3- 7	285	285	286	.34695	291	27	27
DIV. I NON-CONF.		6- 9	.4	216	0- 2	288	285	263	.3916	272	26	25
<hr/>												
TOTALS	RPI 1-25	RPI 26-50		W-L RECORDS		RPI 51-100		RPI 101-150		RPI 150+		
9- 18	0- 0	0- 1		OVERALL		0- 0		0- 1		9- 16		
5- 5	0- 0	0- 0		HOME		0- 0		0- 0		5- 5		
2- 9	0- 0	0- 1		AWAY		0- 0		0- 1		2- 7		
2- 4	0- 0	0- 0		NEUTRAL		0- 0		0- 0		2- 4		
6- 9	0- 0	0- 1		NON-CONFERENCE		0- 0		0- 1		6- 7		
2- 1	0- 0	0- 0		HOME		0- 0		0- 0		2- 1		
2- 4	0- 0	0- 1		AWAY		0- 0		0- 1		2- 2		
2- 4	0- 0	0- 0		NEUTRAL		0- 0		0- 0		2- 4		
3- 9	0- 0	0- 0		CONFERENCE		0- 0		0- 0		3- 9		
3- 4	0- 0	0- 0		HOME		0- 0		0- 0		3- 4		
0- 5	0- 0	0- 0		AWAY		0- 0		0- 0		0- 5		
0- 0	0- 0	0- 0		NEUTRAL		0- 0		0- 0		0- 0		
RPI	S	Opponent	Score	RPI	S	Opponent	Score	RPI	S	Opponent	Score	
				31	A	Pepperdine	0 3					
								111	A	Duquesne	0 3	
								160	A	Army	0 3	
								160	H	Army	0 3	
								168	N	Loyola Chicago	0 3	
								178	H	American	1 3	
								196	A	Colgate	1 3	
								196	H	Colgate	1 3	
								207	N	Niagara	0 3	
								208	A	Lehigh	1 3	
								208	H	Lehigh	3 2	
								215	A	CSU Bakersfield	0 3	
								236	N	Stony Brook	2 3	
								245	N	Loyola Maryland	3 1	
								253	A	Robert Morris	3 1	
								260	N	Manhattan	3 1	
								265	H	Navy	0 3	
								276	N	Cornell	2 3	
								277	A	Fordham	0 3	
								277	H	Fordham	0 3	
								296	A	La Salle	3 1	
								299	A	Lafayette	1 3	
								299	H	Lafayette	3 2	
								317	A	Holy Cross	1 3	
								317	H	Holy Cross	3 0	
								320	H	Quinnipiac	3 0	
								326	H	Providence	3 0	
LAST 10 GAMES												
				160	H	Army	0 3	265	H	Navy	0 3	
				317	H	Holy Cross	3 0	178	H	American	1 3	
				196	A	Colgate	1 3	31	A	Pepperdine	0 3	
				299	H	Lafayette	3 2	215	A	CSU Bakersfield	0 3	
				208	H	Lehigh	3 2	196	H	Colgate	1 3	

Non-Div. I Games:

Bucknell



Average RPI Win: 291		WON-LOST RECORD		WINNING PCT. RANK		LAST 10 GAMES		STRENGTH OF SCHEDULE		OPP. STRENGTH OF SCHEDULE		TEAM RPI		ADJ RPI		CONF. RPI		ADJ CONF. RPI	
DIV. I ONLY		9- 20		.31034 266		3- 7		290		283		294		.34571 292		25		26	
DIV. I NON-CONF.		5- 12		.29412 260		0- 0		299		284		296		.3563 294		28		27	
TOTALS		RPI 1-25		RPI 26-50		W-L RECORDS		RPI 51-100		RPI 101-150		RPI 150+							
9- 20		0- 0		0- 0		OVERALL		0- 1		0- 6		9- 13							
4- 9		0- 0		0- 0		HOME		0- 0		0- 2		4- 7							
2- 8		0- 0		0- 0		AWAY		0- 0		0- 2		2- 6							
3- 3		0- 0		0- 0		NEUTRAL		0- 1		0- 2		3- 0							
5- 12		0- 0		0- 0		NON-CONFERENCE		0- 1		0- 5		5- 6							
2- 4		0- 0		0- 0		HOME		0- 0		0- 1		2- 3							
0- 5		0- 0		0- 0		AWAY		0- 0		0- 2		0- 3							
3- 3		0- 0		0- 0		NEUTRAL		0- 1		0- 2		3- 0							
4- 8		0- 0		0- 0		CONFERENCE		0- 0		0- 1		4- 7							
2- 5		0- 0		0- 0		HOME		0- 0		0- 1		2- 4							
2- 3		0- 0		0- 0		AWAY		0- 0		0- 0		2- 3							
0- 0		0- 0		0- 0		NEUTRAL		0- 0		0- 0		0- 0							
RPI	S	Opponent		Score	RPI	S	Opponent		Score	RPI	S	Opponent		Score					
							69	N	VCU	1	3		103	N	Illinois St.	0	3		
													109	A	Samford	0	3		
													115	N	Alabama	0	3		
													134	H	Liberty	0	3		
													135	A	Ball St.	0	3		
													141	H	UMKC	2	3		
													159	A	High Point	1	3		
													193	H	Wofford	1	3		
													204	A	Presbyterian	0	3		
													204	H	Presbyterian	0	3		
													220	A	Davidson	0	3		
													223	A	Elon	0	3		
													231	H	Charlotte	2	3		
													242	H	Coastal Caro.	0	3		
													256	A	Winthrop	0	3		
													256	H	Winthrop	2	3		
													257	A	UNC Asheville	3	1		
													257	H	UNC Asheville	3	1		
													259	H	USC Upstate	3	1		
													270	H	Radford	3	1		
													271	A	Western Caro.	0	3		
													295	H	Charleston So.	0	3		
													303	N	Tennessee Tech	3	1		
													308	A	Campbell	3	0		
													309	N	N.C. Central	3	1		
													314	H	Delaware St.	2	3		
													329	H	N.C. A&T	3	0		
LAST 10 GAMES																			

Non-Div. I Games:

Gardner-Webb

RPI	S	Opponent	Score	
330	N	Alcorn	3	0

Gardner-Webb

G  
a  
r  
d  
n  
e  
r  
-  
W  
e  
b  
b

G  
a  
r  
d  
n  
e  
r  
-  
W  
e  
b  
b

Average RPI Win: 322		WON-LOST	WINNING	LAST 10	STRENGTH OF		OPP. STRENGTH	TEAM	ADJ	CONF.	ADJ CONF.
Average RPI Loss: 173		RECORD	PCT. RANK	GAMES	SCHEDULE		OF SCHEDULE	RPI	RPI	RPI	RPI
DIV. I ONLY		5- 19	.20833	299	4- 4		220	304	298	.34457	293
DIV. I NON-CONF.		0- 17	0	318	0- 2		128	195	298	.34036	306
TOTALS		RPI 1-25	RPI 26-50		W-L RECORDS		RPI 51-100		RPI 101-150		RPI 150+
5- 19	0- 0	0- 0		OVERALL		0- 3		0- 4		5- 12	
3- 2	0- 0	0- 0		HOME		0- 0		0- 0		3- 2	
2- 9	0- 0	0- 0		AWAY		0- 1		0- 2		2- 6	
0- 8	0- 0	0- 0		NEUTRAL		0- 2		0- 2		0- 4	
0- 17	0- 0	0- 0		NON-CONFERENCE		0- 3		0- 4		0- 10	
0- 1	0- 0	0- 0		HOME		0- 0		0- 0		0- 1	
0- 8	0- 0	0- 0		AWAY		0- 1		0- 2		0- 5	
0- 8	0- 0	0- 0		NEUTRAL		0- 2		0- 2		0- 4	
5- 2	0- 0	0- 0		CONFERENCE		0- 0		0- 0		5- 2	
3- 1	0- 0	0- 0		HOME		0- 0		0- 0		3- 1	
2- 1	0- 0	0- 0		AWAY		0- 0		0- 0		2- 1	
0- 0	0- 0	0- 0		NEUTRAL		0- 0		0- 0		0- 0	
RPI S	Opponent	Score	RPI S	Opponent	Score	RPI S	Opponent	Score	RPI S	Opponent	Score
						67 N	TCU	0 3	102 A	Ole Miss	0 3
						83 A	Morehead St.	0 3	110 N	Rice	0 3
						88 N	Northern Colo.	0 3	115 A	Alabama	0 3
									136 N	North Dakota	0 3
									158 N	Northern Ky.	0 3
									161 A	UAB	0 3
									169 N	Ill.-Chicago	1 3
									189 A	Belmont	0 3
									203 N	La.-Lafayette	0 3
									218 H	Tennessee St.	0 3
									221 N	Evansville	0 3
									237 A	Memphis	0 3
									241 A	Chattanooga	1 3
									263 A	Jackson St.	1 3
									263 H	Jackson St.	2 3
									268 A	UT Martin	1 3
									312 H	Alabama St.	3 1
									319 A	Mississippi Val.	3 1
									319 H	Mississippi Val.	3 0
									330 A	Alcorn	3 0
									330 H	Alcorn	3 0
LAST 10 GAMES											
						263 H	Jackson St.	2 3	161 A	UAB	0 3
						218 H	Tennessee St.	0 3	319 H	Mississippi Val.	3 0
						319 A	Mississippi Val.	3 1	312 H	Alabama St.	3 1
						330 A	Alcorn	3 0	330 H	Alcorn	3 0
						263 A	Jackson St.	1 3	268 A	UT Martin	1 3

Non-Div. I Games: Ala.-Huntsville 3 0 Albany St. (GA) 3 0 Albany St. (GA) 3 2

Alabama A&amp;M

Average RPI Win:	291	WON-LOST	WINNING	LAST 10	STRENGTH OF	OPP. STRENGTH	TEAM	ADJ	CONF.	ADJ CONF.	
Average RPI Loss:	208	RECORD	PCT. RANK	GAMES	SCHEDULE	OF SCHEDULE	RPI	RPI	RPI	RPI	
DIV. I ONLY	11- 18	.37931	229	8- 2	311	291	292	.34402	294	32	32
DIV. I NON-CONF.	3- 14	.17647	295	1- 1	275	248	307	.33283	309	32	32
<hr/>											
TOTALS	RPI 1-25	RPI 26-50		W-L RECORDS		RPI 51-100		RPI 101-150		RPI 150+	
11- 18	0- 0	0- 0		OVERALL		0- 2		0- 3		11- 13	
4- 7	0- 0	0- 0		HOME		0- 1		0- 1		4- 5	
6- 6	0- 0	0- 0		AWAY		0- 1		0- 1		6- 4	
1- 5	0- 0	0- 0		NEUTRAL		0- 0		0- 1		1- 4	
<hr/>											
3- 14	0- 0	0- 0		NON-CONFERENCE		0- 2		0- 3		3- 9	
1- 5	0- 0	0- 0		HOME		0- 1		0- 1		1- 3	
1- 4	0- 0	0- 0		AWAY		0- 1		0- 1		1- 2	
1- 5	0- 0	0- 0		NEUTRAL		0- 0		0- 1		1- 4	
<hr/>											
8- 4	0- 0	0- 0		CONFERENCE		0- 0		0- 0		8- 4	
3- 2	0- 0	0- 0		HOME		0- 0		0- 0		3- 2	
5- 2	0- 0	0- 0		AWAY		0- 0		0- 0		5- 2	
0- 0	0- 0	0- 0		NEUTRAL		0- 0		0- 0		0- 0	
<hr/>											
RPI S	Opponent	Score	RPI S	Opponent	Score	RPI S	Opponent	Score	RPI S	Opponent	Score
						69 H	VCU	0 3	111 A	Duquesne	0 3
						84 A	Colorado	0 3	113 H	Rutgers	0 3
									120 N	Washington St.	0 3
									165 A	UMES	1 3
									175 A	Air Force	0 3
									201 H	William & Mary	3 1
									215 N	CSU Bakersfield	0 3
									232 H	UNC Wilmington	0 3
									234 N	Neb. Omaha	1 3
									245 N	Loyola Maryland	0 3
									253 A	Robert Morris	1 3
									261 A	Hampton	3 0
									261 H	Hampton	3 0
									261 H	Hampton	2 3
									265 A	Navy	3 1
									272 H	Tex.-Pan American	0 3
									281 A	Coppin St.	0 3
									298 H	South Carolina St.	1 3
									300 A	Morgan St.	3 0
									300 H	Morgan St.	3 1
									304 N	Hartford	1 3
									314 A	Delaware St.	3 1
									316 H	Stetson	2 3
									321 A	Howard	3 1
									321 H	Howard	3 2
									326 N	Providence	3 1
			329 A	N.C. A&T	3 2						
			LAST 10 GAMES								
						165 A	UMES	1 3			
						314 A	Delaware St.	3 1			
						69 H	VCU	0 3			
						321 H	Howard	3 2			
						201 H	William & Mary	3 1			

**Non-Div. I Games:**

Norfolk St.

Average RPI Win: 287		WON-LOST RECORD		WINNING PCT. RANK		LAST 10 GAMES		STRENGTH OF SCHEDULE		OPP. STRENGTH OF SCHEDULE		TEAM RPI		ADJ RPI		CONF. RPI		ADJ CONF. RPI	
Average RPI Loss: 207																			
DIV. I ONLY		12- 19		.3871 225		3- 7		309		286		287		.34379 295		25		26	
DIV. I NON-CONF.		8- 11		.42105 205		2- 1		319		295		286		.35936 291		28		27	
TOTALS		RPI 1-25		RPI 26-50		W-L RECORDS		RPI 51-100		RPI 101-150		RPI 150+							
12- 19		0- 0		0- 0		OVERALL		0- 2		0- 3		12- 14							
7- 8		0- 0		0- 0		HOME		0- 1		0- 2		7- 5							
3- 8		0- 0		0- 0		AWAY		0- 1		0- 0		3- 7							
2- 3		0- 0		0- 0		NEUTRAL		0- 0		0- 1		2- 2							
8- 11		0- 0		0- 0		NON-CONFERENCE		0- 2		0- 2		8- 7							
5- 5		0- 0		0- 0		HOME		0- 1		0- 1		5- 3							
1- 3		0- 0		0- 0		AWAY		0- 1		0- 0		1- 2							
2- 3		0- 0		0- 0		NEUTRAL		0- 0		0- 1		2- 2							
4- 8		0- 0		0- 0		CONFERENCE		0- 0		0- 1		4- 7							
2- 3		0- 0		0- 0		HOME		0- 0		0- 1		2- 2							
2- 5		0- 0		0- 0		AWAY		0- 0		0- 0		2- 5							
0- 0		0- 0		0- 0		NEUTRAL		0- 0		0- 0		0- 0							
RPI S	Opponent	Score		RPI S	Opponent	Score		RPI S	Opponent	Score		RPI S	Opponent	Score					
								71 H	Col. of Charleston	1	3	101 H	Furman	0	3				
								79 A	Georgia Tech	0	3	134 H	Liberty	2	3				
												149 N	Cal St. Fullerton	0	3				
												159 A	High Point	0	3				
												190 H	Canisius	3	2				
												193 H	Wofford	1	3				
												204 A	Presbyterian	1	3				
												204 H	Presbyterian	0	3				
												214 N	SMU	0	3				
												242 A	Coastal Caro.	0	3				
												242 H	Coastal Caro.	3	2				
												245 A	Loyola Maryland	1	3				
												248 H	Mercer	0	3				
												256 A	Winthrop	0	3				
												256 H	Winthrop	3	2				
												257 A	UNC Asheville	1	3				
												259 H	USC Upstate	3	2				
												270 H	Radford	0	3				
												290 N	Rider	1	3				
												292 A	Gardner-Webb	3	0				
												298 H	South Carolina St.	3	1				
												300 N	Morgan St.	3	0				
												306 A	Citadel	2	3				
												306 H	Citadel	0	3				
												308 A	Campbell	3	0				
												316 H	Stetson	3	0				
												327 A	Savannah St.	3	0				
LAST 10 GAMES				LAST 10 GAMES				LAST 10 GAMES				LAST 10 GAMES							
				242 A	Coastal Caro.	0	3	292 A	Gardner-Webb	3	0	306 A	Citadel	2	3				
				327 H	Savannah St.	3	0	257 A	UNC Asheville	1	3	306 H	Citadel	0	3				
				256 A	Winthrop	0	3	270 H	Radford	0	3	308 A	Campbell	3	0				
				204 A	Presbyterian	1	3	134 H	Liberty	2	3	316 H	Stetson	3	0				
				298 H	South Carolina St.	3	1	306 A	Citadel	2	3	327 A	Savannah St.	3	0				

Non-Div. I Games:

Charleston So.

RPI	S	Opponent	Score	
327	H	Savannah St.	3	0
327	N	Savannah St.	3	0

Charleston So.

C  
h  
a  
r  
l  
e  
s  
t  
o  
n  
S  
o  
.

C  
h  
a  
r  
l  
e  
s  
t  
o  
n  
S  
o  
.

Average RPI Win: 265		WON-LOST RECORD		WINNING PCT. RANK		LAST 10 GAMES		STRENGTH OF SCHEDULE		OPP. STRENGTH OF SCHEDULE		TEAM RPI		ADJ RPI		CONF. RPI		ADJ CONF. RPI					
DIV. I ONLY		4- 25		.13793 310		1- 9		134		255		285		.34129 296		13		14					
DIV. I NON-CONF.		4- 11		.26667 266		1- 0		142		305		256		.40057 262		13		15					
TOTALS		RPI 1-25		RPI 26-50		W-L RECORDS		RPI 51-100		RPI 101-150		RPI 150+											
4- 25		0- 0		0- 1		OVERALL		0- 5		0- 2		4- 17											
3- 11		0- 0		0- 1		HOME		0- 2		0- 0		3- 8											
0- 10		0- 0		0- 0		AWAY		0- 2		0- 1		0- 7											
1- 4		0- 0		0- 0		NEUTRAL		0- 1		0- 1		1- 2											
4- 11		0- 0		0- 0		NON-CONFERENCE		0- 3		0- 1		4- 7											
3- 4		0- 0		0- 0		HOME		0- 0		0- 0		3- 4											
0- 4		0- 0		0- 0		AWAY		0- 2		0- 0		0- 2											
1- 3		0- 0		0- 0		NEUTRAL		0- 1		0- 1		1- 1											
0- 14		0- 0		0- 1		CONFERENCE		0- 2		0- 1		0- 10											
0- 7		0- 0		0- 1		HOME		0- 2		0- 0		0- 4											
0- 6		0- 0		0- 0		AWAY		0- 0		0- 1		0- 5											
0- 1		0- 0		0- 0		NEUTRAL		0- 0		0- 0		0- 1											
RPI	S	Opponent		Score		RPI	S	Opponent		Score		RPI	S	Opponent		Score							
						27	H	Dayton		0 3		61	A	San Francisco		1 3							
												68	H	Xavier		0 3							
												69	H	VCU		0 3							
												74	N	Cal St. Northridge		0 3							
												78	A	Towson		1 3							
												111	A	Duquesne		0 3							
												145	N	LIU Brooklyn		1 3							
												157	A	Butler		0 3							
												162	A	George Washington		0 3							
												168	H	Loyola Chicago		0 3							
												171	H	Temple		0 3							
												171	N	Temple		0 3							
												172	A	Saint Louis		0 3							
												181	A	Penn		1 3							
												195	N	Villanova		0 3							
												207	H	Niagara		3 2							
												213	A	Rhode Island		2 3							
												213	H	Rhode Island		0 3							
												231	H	Charlotte		1 3							
												260	H	Manhattan		1 3							
												277	A	Fordham		2 3							
												277	H	Fordham		1 3							
												278	H	NJIT		3 2							
												284	N	Saint Francis (PA)		3 2							
												290	H	Rider		3 2							
												291	H	Bucknell		1 3							
												299	H	Lafayette		2 3							
												314	A	Delaware St.		0 3							
LAST 10 GAMES																							
172 A Saint Louis						0 3						213 A Rhode Island						2 3					
157 A Butler						0 3						278 H NJIT						3 2					
69 H VCU						0 3						111 A Duquesne						0 3					
231 H Charlotte						1 3						162 A George Washington						0 3					
277 A Fordham						2 3						171 H Temple						0 3					

Average RPI Win: 284		WON-LOST	WINNING	LAST 10	STRENGTH OF		OPP. STRENGTH	TEAM	ADJ	CONF.	ADJ CONF.
Average RPI Loss: 186		RECORD	PCT. RANK	GAMES	SCHEDULE		OF SCHEDULE	RPI	RPI	RPI	RPI
DIV. I ONLY		5- 19	.20833	299	252		257	296	.34087	297	24
DIV. I NON-CONF.		2- 8	.2	284	160		234	267	.39903	263	23
TOTALS		RPI 1-25	RPI 26-50		W-L RECORDS		RPI 51-100		RPI 101-150		RPI 150+
5- 19	0- 0	0- 0		OVERALL		0- 5		0- 0		5- 14	
3- 5	0- 0	0- 0		HOME		0- 1		0- 0		3- 4	
1- 10	0- 0	0- 0		AWAY		0- 2		0- 0		1- 8	
1- 4	0- 0	0- 0		NEUTRAL		0- 2		0- 0		1- 2	
2- 8	0- 0	0- 0		NON-CONFERENCE		0- 4		0- 0		2- 4	
0- 1	0- 0	0- 0		HOME		0- 1		0- 0		0- 0	
1- 3	0- 0	0- 0		AWAY		0- 1		0- 0		1- 2	
1- 4	0- 0	0- 0		NEUTRAL		0- 2		0- 0		1- 2	
3- 11	0- 0	0- 0		CONFERENCE		0- 1		0- 0		3- 10	
3- 4	0- 0	0- 0		HOME		0- 0		0- 0		3- 4	
0- 7	0- 0	0- 0		AWAY		0- 1		0- 0		0- 6	
0- 0	0- 0	0- 0		NEUTRAL		0- 0		0- 0		0- 0	
RPI S	Opponent	Score	RPI S	Opponent	Score	RPI S	Opponent	Score	RPI S	Opponent	Score
						62 A	IPFW	0 3	183 H	Austin Peay	1 3
						76 H	Southern Ill.	2 3	184 A	West Virginia	2 3
						83 A	Morehead St.	0 3	185 A	Southeast Mo. St.	0 3
						91 N	Cleveland St.	1 3	185 H	Southeast Mo. St.	1 3
						91 N	Cleveland St.	0 3	189 A	Belmont	0 3
									209 H	Jacksonville St.	0 3
									218 A	Tennessee St.	0 3
									221 A	Evansville	0 3
									224 N	Kent St.	0 3
									254 A	Eastern Ill.	0 3
									254 H	Eastern Ill.	1 3
									268 A	UT Martin	1 3
									268 H	UT Martin	3 1
									270 A	Radford	3 0
									275 A	SIU Edwardsville	0 3
									275 H	SIU Edwardsville	3 1
									284 N	Saint Francis (PA)	2 3
									303 H	Tennessee Tech	3 0
									306 N	Citadel	3 0
LAST 10 GAMES											
						268 H	UT Martin	3 1	254 A	Eastern Ill.	0 3
						185 H	Southeast Mo. St.	1 3	254 H	Eastern Ill.	1 3
						218 A	Tennessee St.	0 3	275 H	SIU Edwardsville	3 1
						189 A	Belmont	0 3	185 A	Southeast Mo. St.	0 3
						275 A	SIU Edwardsville	0 3	268 A	UT Martin	1 3

Non-Div. I Games:

Murray St.



Average RPI Win:	309	WON-LOST RECORD	WINNING PCT. RANK	LAST 10 GAMES	STRENGTH OF SCHEDULE	OPP. STRENGTH OF SCHEDULE	TEAM RPI	ADJ RPI	CONF. RPI	ADJ CONF. RPI					
Average RPI Loss:	206														
DIV. I ONLY		8- 13	.38095	228	4- 6	319	313	304	.33761	298	32	32			
DIV. I NON-CONF.		2- 9	.18182	291	0- 3	248	241	291	.36174	289	32	32			
<hr/>															
TOTALS	RPI 1-25	RPI 26-50		W-L RECORDS		RPI 51-100		RPI 101-150		RPI 150+					
8- 13	0- 0	0- 0		OVERALL		0- 3		0- 1		8- 9					
3- 3	0- 0	0- 0		HOME		0- 0		0- 0		3- 3					
3- 6	0- 0	0- 0		AWAY		0- 2		0- 0		3- 3					
2- 4	0- 0	0- 0		NEUTRAL		0- 1		0- 1		2- 2					
<hr/>															
2- 9	0- 0	0- 0		NON-CONFERENCE		0- 3		0- 1		2- 5					
0- 1	0- 0	0- 0		HOME		0- 0		0- 0		0- 1					
0- 5	0- 0	0- 0		AWAY		0- 2		0- 0		0- 3					
2- 3	0- 0	0- 0		NEUTRAL		0- 1		0- 1		2- 1					
<hr/>															
6- 4	0- 0	0- 0		CONFERENCE		0- 0		0- 0		6- 4					
3- 2	0- 0	0- 0		HOME		0- 0		0- 0		3- 2					
3- 1	0- 0	0- 0		AWAY		0- 0		0- 0		3- 1					
0- 1	0- 0	0- 0		NEUTRAL		0- 0		0- 0		0- 1					
<hr/>															
RPI	S	Opponent	Score	RPI	S	Opponent	Score	RPI	S	Opponent	Score				
				54 A Clemson				0	3	148 N Texas St.	0	3			
				68 N Xavier				0	3	202 A UNC Greensboro	0	3			
				71 A Col. of Charleston				0	3	225 A Florida A&M	0	3			
										225 H Florida A&M	2	3			
										237 A Lamar	0	3			
										242 N Coastal Caro.	3	2			
										261 N Hampton	1	3			
										272 N Tex.-Pan American	2	3			
										294 A Norfolk St.	3	1			
										295 A Charleston So.	1	3			
										305 N Louisiana Tech	3	1			
										308 H Campbell	1	3			
										309 H N.C. Central	0	3			
										322 A Bethune-Cookman	3	2			
										322 H Bethune-Cookman	3	0			
						327 A Savannah St.	3	1							
						327 H Savannah St.	3	0							
						329 H N.C. A&T	3	1							
<hr/>															
				LAST 10 GAMES											
				327 H Savannah St.				3	0	309 H N.C. Central				0	3
				322 H Bethune-Cookman				3	0	329 H N.C. A&T				3	1
				225 H Florida A&M				2	3	202 A UNC Greensboro				0	3
				295 A Charleston So.				1	3	327 A Savannah St.				3	1
				71 A Col. of Charleston				0	3	225 A Florida A&M				0	3

Non-Div. I Games:

South Carolina St.

[illegible]

**Non-Div. I Games:**

Lafayette

Average RPI Win:	310	WON-LOST RECORD	WINNING PCT. RANK	LAST 10 GAMES	STRENGTH OF SCHEDULE	OPP. STRENGTH OF SCHEDULE	TEAM RPI	ADJ RPI	CONF. RPI	ADJ CONF. RPI	
Average RPI Loss:	202										
DIV. I ONLY		5- 20	.2 302	5- 5	202	311	297	.33076 300	32	32	
DIV. I NON-CONF.		0- 13	0 318	0- 1	116	250	295	.34659 301	32	32	
<hr/>											
TOTALS	RPI 1-25	RPI 26-50		W-L RECORDS	RPI 51-100		RPI 101-150		RPI 150+		
5- 20	0- 0	0- 1		OVERALL	0- 1		0- 2		5- 16		
3- 8	0- 0	0- 0		HOME	0- 1		0- 1		3- 6		
2- 7	0- 0	0- 0		AWAY	0- 0		0- 1		2- 6		
0- 5	0- 0	0- 1		NEUTRAL	0- 0		0- 0		0- 4		
<hr/>											
0- 13	0- 0	0- 1		NON-CONFERENCE	0- 1		0- 2		0- 9		
0- 4	0- 0	0- 0		HOME	0- 1		0- 1		0- 2		
0- 4	0- 0	0- 0		AWAY	0- 0		0- 1		0- 3		
0- 5	0- 0	0- 1		NEUTRAL	0- 0		0- 0		0- 4		
<hr/>											
5- 7	0- 0	0- 0		CONFERENCE	0- 0		0- 0		5- 7		
3- 4	0- 0	0- 0		HOME	0- 0		0- 0		3- 4		
2- 3	0- 0	0- 0		AWAY	0- 0		0- 0		2- 3		
0- 0	0- 0	0- 0		NEUTRAL	0- 0		0- 0		0- 0		
<hr/>											
RPI S	Opponent	Score	RPI S	Opponent	Score	RPI S	Opponent	Score	RPI S	Opponent	Score
			32 N	St. Mary's (CA)	0 3	78 H	Towson	0 3	105 A	Seton Hall	0 3
									112 H	St. John's (NY)	0 3
									153 N	Boise St.	0 3
									155 A	Delaware	0 3
									165 A	UMES	0 3
									165 H	UMES	1 3
									178 H	American	1 3
									197 A	Sacramento St.	1 3
									236 N	Stony Brook	0 3
									243 H	UMBC	0 3
									245 A	Loyola Maryland	0 3
									261 A	Hampton	0 3
									261 H	Hampton	0 3
									281 A	Coppin St.	3 1
									281 H	Coppin St.	1 3
									290 N	Rider	1 3
									294 A	Norfolk St.	1 3
									294 H	Norfolk St.	0 3
									295 N	Charleston So.	0 3
									314 A	Delaware St.	3 1
									314 H	Delaware St.	3 2
									321 H	Howard	3 0
									322 H	Bethune-Cookman	3 0
<hr/>											
LAST 10 GAMES											
			314 H	Delaware St.	3 2	165 A	UMES	0 3			
			165 H	UMES	1 3	281 A	Coppin St.	3 1			
			261 A	Hampton	0 3	321 H	Howard	3 0			
			294 A	Norfolk St.	1 3	314 A	Delaware St.	3 1			
			322 H	Bethune-Cookman	3 0	178 H	American	1 3			

**Non-Div. I Games:**

Morgan St.

Average RPI Win:		318	WON-LOST RECORD		WINNING PCT. RANK		LAST 10 GAMES		STRENGTH OF SCHEDULE		OPP. STRENGTH OF SCHEDULE		TEAM RPI		ADJ RPI		CONF. RPI		ADJ CONF. RPI	
DIV. I ONLY			7- 14		.33333 256		4- 6		322		309		309		.32795 301		30		29	
DIV. I NON-CONF.			7- 14		.33333 243		4- 6		318		321		309		.32795 311		30		30	
TOTALS		RPI 1-25		RPI 26-50		W-L RECORDS		RPI 51-100		RPI 101-150		RPI 150+								
7- 14		0- 0		0- 0		OVERALL		0- 1		0- 4		7- 9								
3- 4		0- 0		0- 0		HOME		0- 0		0- 1		3- 3								
2- 7		0- 0		0- 0		AWAY		0- 1		0- 1		2- 5								
2- 3		0- 0		0- 0		NEUTRAL		0- 0		0- 2		2- 1								
7- 14		0- 0		0- 0		NON-CONFERENCE		0- 1		0- 4		7- 9								
3- 4		0- 0		0- 0		HOME		0- 0		0- 1		3- 3								
2- 7		0- 0		0- 0		AWAY		0- 1		0- 1		2- 5								
2- 3		0- 0		0- 0		NEUTRAL		0- 0		0- 2		2- 1								
0- 0		0- 0		0- 0		CONFERENCE		0- 0		0- 0		0- 0								
0- 0		0- 0		0- 0		HOME		0- 0		0- 0		0- 0								
0- 0		0- 0		0- 0		AWAY		0- 0		0- 0		0- 0								
0- 0		0- 0		0- 0		NEUTRAL		0- 0		0- 0		0- 0								
RPI	S	Opponent		Score		RPI	S	Opponent		Score		RPI	S	Opponent		Score				

Non-Div. I Games:

New Orleans

Average RPI Win: 320		WON-LOST	WINNING	LAST 10	STRENGTH OF		OPP. STRENGTH	TEAM	ADJ	CONF.	ADJ CONF.		
Average RPI Loss: 170		RECORD	PCT. RANK	GAMES	SCHEDULE		OF SCHEDULE	RPI	RPI	RPI	RPI		
DIV. I ONLY		2- 28	.06667	322	0- 10		139	250	300	.32687	302	18	19
DIV. I NON-CONF.		2- 16	.11111	305	0- 1		194	259	301	.34186	305	20	20
<hr/>													
TOTALS		RPI 1-25		RPI 26-50		W-L RECORDS		RPI 51-100		RPI 101-150		RPI 150+	
2- 28		0- 0		0- 0		OVERALL		0- 3		0- 7		2- 18	
1- 7		0- 0		0- 0		HOME		0- 1		0- 1		1- 5	
0- 13		0- 0		0- 0		AWAY		0- 2		0- 2		0- 9	
1- 8		0- 0		0- 0		NEUTRAL		0- 0		0- 4		1- 4	
2- 16		0- 0		0- 0		NON-CONFERENCE		0- 1		0- 5		2- 10	
1- 2		0- 0		0- 0		HOME		0- 0		0- 0		1- 2	
0- 6		0- 0		0- 0		AWAY		0- 1		0- 1		0- 4	
1- 8		0- 0		0- 0		NEUTRAL		0- 0		0- 4		1- 4	
0- 12		0- 0		0- 0		CONFERENCE		0- 2		0- 2		0- 8	
0- 5		0- 0		0- 0		HOME		0- 1		0- 1		0- 3	
0- 7		0- 0		0- 0		AWAY		0- 1		0- 1		0- 5	
0- 0		0- 0		0- 0		NEUTRAL		0- 0		0- 0		0- 0	
RPI S	Opponent	Score		RPI S	Opponent	Score		RPI S	Opponent	Score		RPI S	

Non-Div. I Games:

Wright St.

Average RPI Win: 312		WON-LOST	WINNING	LAST 10	STRENGTH OF		OPP. STRENGTH	TEAM	ADJ	CONF.	ADJ CONF.
Average RPI Loss: 174		RECORD	PCT. RANK	GAMES	SCHEDULE		OF SCHEDULE	RPI	RPI	RPI	RPI
DIV. I ONLY		3- 23	.11538	316	1- 9		209	262	303	.32574	303
DIV. I NON-CONF.		2- 10	.16667	297	0- 0		146	262	274	.39809	264
TOTALS		RPI 1-25	RPI 26-50		W-L RECORDS		RPI 51-100		RPI 101-150		RPI 150+
3- 23	0- 0	0- 3		OVERALL		0- 3		0- 3		3- 14	
1- 7	0- 0	0- 0		HOME		0- 1		0- 0		1- 6	
0- 10	0- 0	0- 1		AWAY		0- 2		0- 1		0- 6	
2- 6	0- 0	0- 2		NEUTRAL		0- 0		0- 2		2- 2	
2- 10	0- 0	0- 3		NON-CONFERENCE		0- 1		0- 3		2- 3	
0- 0	0- 0	0- 0		HOME		0- 0		0- 0		0- 0	
0- 4	0- 0	0- 1		AWAY		0- 1		0- 1		0- 1	
2- 6	0- 0	0- 2		NEUTRAL		0- 0		0- 2		2- 2	
1- 13	0- 0	0- 0		CONFERENCE		0- 2		0- 0		1- 11	
1- 7	0- 0	0- 0		HOME		0- 1		0- 0		1- 6	
0- 6	0- 0	0- 0		AWAY		0- 1		0- 0		0- 5	
0- 0	0- 0	0- 0		NEUTRAL		0- 0		0- 0		0- 0	
RPI S	Opponent	Score	RPI S	Opponent	Score	RPI S	Opponent	Score	RPI S	Opponent	Score
			27 N	Dayton	0 3	68 A	Xavier	0 3	102 N	Ole Miss	0 3
			30 A	Western Ky.	0 3	83 A	Morehead St.	0 3	109 A	Samford	0 3
			36 N	Marquette	0 3	83 H	Morehead St.	1 3	125 N	IUPUI	0 3
									183 A	Austin Peay	1 3
									189 A	Belmont	0 3
									189 H	Belmont	2 3
									209 H	Jacksonville St.	0 3
									218 A	Tennessee St.	0 3
									218 H	Tennessee St.	0 3
									241 A	Chattanooga	0 3
									254 H	Eastern Ill.	1 3
									259 N	USC Upstate	0 3
									262 A	Eastern Ky.	2 3
									262 H	Eastern Ky.	1 3
									268 H	UT Martin	2 3
									275 H	SIU Edwardsville	3 1
									292 N	Gardner-Webb	1 3
									297 A	Murray St.	0 3
									330 N	Alcorn	3 0
									330 N	Alcorn	3 0
LAST 10 GAMES											
			254 H	Eastern Ill.	1 3	189 H	Belmont	2 3			
			275 H	SIU Edwardsville	3 1	83 H	Morehead St.	1 3			
			262 A	Eastern Ky.	2 3	262 H	Eastern Ky.	1 3			
			83 A	Morehead St.	0 3	189 A	Belmont	0 3			
			218 H	Tennessee St.	0 3	218 A	Tennessee St.	0 3			

Non-Div. I Games:

Tennessee Tech

Average RPI Win: 292		WON-LOST	WINNING	LAST 10	STRENGTH OF		OPP. STRENGTH	TEAM	ADJ		CONF.	ADJ CONF.
Average RPI Loss: 215		RECORD	PCT. RANK	GAMES	SCHEDULE		OF SCHEDULE	RPI	RPI		RPI	RPI
DIV. I ONLY		8- 18	.30769 268	2- 8	313		281	302	.32099 304		29	30
DIV. I NON-CONF.		6- 10	.375 232	0- 0	305		290	280	.36406 288		27	28
TOTALS		RPI 1-25	RPI 26-50	W-L RECORDS	RPI 51-100		RPI 101-150		RPI 150+			
8- 18	0- 0		0- 0	OVERALL	0- 0		0- 2		8- 16			
3- 6	0- 0		0- 0	HOME	0- 0		0- 1		3- 5			
1- 8	0- 0		0- 0	AWAY	0- 0		0- 0		1- 8			
4- 4	0- 0		0- 0	NEUTRAL	0- 0		0- 1		4- 3			
6- 10	0- 0		0- 0	NON-CONFERENCE	0- 0		0- 2		6- 8			
1- 2	0- 0		0- 0	HOME	0- 0		0- 1		1- 1			
1- 4	0- 0		0- 0	AWAY	0- 0		0- 0		1- 4			
4- 4	0- 0		0- 0	NEUTRAL	0- 0		0- 1		4- 3			
2- 8	0- 0		0- 0	CONFERENCE	0- 0		0- 0		2- 8			
2- 4	0- 0		0- 0	HOME	0- 0		0- 0		2- 4			
0- 4	0- 0		0- 0	AWAY	0- 0		0- 0		0- 4			
0- 0	0- 0		0- 0	NEUTRAL	0- 0		0- 0		0- 0			
RPI S	Opponent	Score	RPI S	Opponent	Score	RPI S	Opponent	Score	RPI S	Opponent	Score	
									105 N	Seton Hall	0	3
									117 H	Connecticut	1	3
									152 A	Albany (NY)	1	3
									152 H	Albany (NY)	1	3
									190 N	Canisius	0	3
									206 N	Syracuse	0	3
									213 A	Rhode Island	0	3
									230 H	New Hampshire	3	2
									233 A	Buffalo	0	3
									234 N	Neb. Omaha	0	3
									236 A	Stony Brook	1	3
									236 H	Stony Brook	1	3
									243 A	UMBC	0	3
									243 H	UMBC	0	3
									255 A	Binghamton	0	3
									255 H	Binghamton	0	3
									258 H	Central Conn. St.	1	3
									265 A	Navy	2	3
									277 N	Fordham	3	2
									278 N	NJIT	3	1
									282 A	Marist	1	3
									294 N	Norfolk St.	3	1
									307 N	Dartmouth	3	1
									310 H	Bryant	3	2
									317 A	Holy Cross	3	2
									326 H	Providence	3	0
LAST 10 GAMES												
				243 A	UMBC	0	3		326 H	Providence	3	0
				255 A	Binghamton	0	3		255 H	Binghamton	0	3
				236 H	Stony Brook	1	3		243 H	UMBC	0	3
				152 H	Albany (NY)	1	3		236 A	Stony Brook	1	3
				230 H	New Hampshire	3	2		152 A	Albany (NY)	1	3

Non-Div. I Games:

Hartford

Average RPI Win: 308		WON-LOST RECORD		WINNING PCT. RANK		LAST 10 GAMES		STRENGTH OF SCHEDULE		OPP. STRENGTH OF SCHEDULE		TEAM RPI		ADJ RPI		CONF. RPI		ADJ CONF. RPI	
DIV. I ONLY		3- 24		.11111 317		0- 10		245		251		305		.32032 305		17		17	
DIV. I NON-CONF.		3- 9		.25 268		0- 0		312		316		316		.32441 313		16		16	
TOTALS		RPI 1-25		RPI 26-50		W-L RECORDS		RPI 51-100		RPI 101-150		RPI 150+							
3- 24		0- 0		0- 0		OVERALL		0- 3		0- 10		3- 11							
1- 9		0- 0		0- 0		HOME		0- 1		0- 5		1- 3							
0- 10		0- 0		0- 0		AWAY		0- 1		0- 5		0- 4							
2- 5		0- 0		0- 0		NEUTRAL		0- 1		0- 0		2- 4							
3- 9		0- 0		0- 0		NON-CONFERENCE		0- 1		0- 1		3- 7							
1- 0		0- 0		0- 0		HOME		0- 0		0- 0		1- 0							
0- 4		0- 0		0- 0		AWAY		0- 0		0- 1		0- 3							
2- 5		0- 0		0- 0		NEUTRAL		0- 1		0- 0		2- 4							
0- 15		0- 0		0- 0		CONFERENCE		0- 2		0- 9		0- 4							
0- 9		0- 0		0- 0		HOME		0- 1		0- 5		0- 3							
0- 6		0- 0		0- 0		AWAY		0- 1		0- 4		0- 1							
0- 0		0- 0		0- 0		NEUTRAL		0- 0		0- 0		0- 0							
RPI	S	Opponent		Score	RPI	S	Opponent		Score	RPI	S	Opponent		Score					
							72 N	Central Ark.	0 3			104 A	New Mexico St.	1 3					
							99 A	Utah St.	0 3			104 H	New Mexico St.	1 3					
							99 H	Utah St.	1 3			108 A	UTSA	0 3					
												108 H	UTSA	0 3					
												114 A	Northwestern St.	0 3					
												131 H	Idaho	0 3					
												147 A	Denver	0 3					
												147 H	Denver	1 3					
												148 A	Texas St.	0 3					
												148 H	Texas St.	0 3					
												187 N	South Ala.	1 3					
												194 A	San Jose St.	1 3					
												194 H	San Jose St.	0 3					
												219 H	Texas-Arlington	1 3					
												235 H	Seattle	2 3					
												237 A	Lamar	1 3					
												240 A	Southeastern La.	0 3					
												252 N	Weber St.	0 3					
												272 N	Tex.-Pan American	3 1					
												274 A	Southern Miss.	0 3					
												280 N	Tulane	1 3					
												298 N	South Carolina St.	1 3					
												324 N	Southern U.	3 0					
												328 H	Grambling	3 0					
LAST 10 GAMES																			
							108 H	UTSA	0 3			147 H	Denver	1 3					
							148 H	Texas St.	0 3			131 H	Idaho	0 3					
							99 A	Utah St.	0 3			235 H	Seattle	2 3					
							194 A	San Jose St.	1 3			148 A	Texas St.	0 3					
							104 H	New Mexico St.	1 3			108 A	UTSA	0 3					

Non-Div. I Games:

Louisiana Tech



Average RPI Win: 315		WON-LOST	WINNING	LAST 10	STRENGTH OF	OPP. STRENGTH	TEAM	ADJ	CONF.	ADJ CONF.		
Average RPI Loss: 184		RECORD	PCT. RANK	GAMES	SCHEDULE	OF SCHEDULE	RPI	RPI	RPI	RPI		
DIV. I ONLY		6- 26	.1875	303	2- 8	266	272	301	.31679	306	20	20
DIV. I NON-CONF.		6- 11	.35294	242	2- 0	310	311	297	.34876	299	22	21
<hr/>												
TOTALS		RPI 1-25		RPI 26-50		W-L RECORDS		RPI 51-100		RPI 101-150		RPI 150+
6- 26		0- 0		0- 0		OVERALL		0- 5		0- 4		6- 17
3- 7		0- 0		0- 0		HOME		0- 2		0- 2		3- 3
2- 10		0- 0		0- 0		AWAY		0- 2		0- 1		2- 7
1- 9		0- 0		0- 0		NEUTRAL		0- 1		0- 1		1- 7
6- 11		0- 0		0- 0		NON-CONFERENCE		0- 2		0- 1		6- 8
3- 0		0- 0		0- 0		HOME		0- 0		0- 0		3- 0
2- 3		0- 0		0- 0		AWAY		0- 1		0- 0		2- 2
1- 8		0- 0		0- 0		NEUTRAL		0- 1		0- 1		1- 6
0- 15		0- 0		0- 0		CONFERENCE		0- 3		0- 3		0- 9
0- 7		0- 0		0- 0		HOME		0- 2		0- 2		0- 3
0- 7		0- 0		0- 0		AWAY		0- 1		0- 1		0- 5
0- 1		0- 0		0- 0		NEUTRAL		0- 0		0- 0		0- 1
RPI S	Opponent	Score	RPI S	Opponent	Score	RPI S	Opponent	Score	RPI S	Opponent	Score	
						71 H	Col. of Charleston	0 3	101 A	Furman	0 3	
						75 A	UNLV	0 3	101 H	Furman	0 3	
						87 A	Ga. Southern	0 3	109 H	Samford	0 3	
						87 H	Ga. Southern	0 3	147 N	Denver	1 3	
						90 N	Northern Ariz.	0 3	160 N	Army	0 3	
									175 N	Air Force	0 3	
									193 A	Wofford	0 3	
									193 H	Wofford	1 3	
									193 N	Wofford	2 3	
									202 A	UNC Greensboro	2 3	
									215 N	CSU Bakersfield	0 3	
									220 A	Davidson	0 3	
									220 H	Davidson	2 3	
									232 A	UNC Wilmington	0 3	
									241 H	Chattanooga	2 3	
									265 N	Navy	1 3	
									270 A	Radford	2 3	
									271 A	Western Caro.	0 3	
									279 A	Appalachian St.	1 3	
									284 N	Saint Francis (PA)	2 3	
									295 A	Charleston So.	3 0	
									295 H	Charleston So.	3 2	
									297 N	Murray St.	0 3	
									316 N	Stetson	3 2	
									327 A	Savannah St.	3 0	
									327 H	Savannah St.	3 0	
									329 H	N.C. A&T	3 0	
			LAST 10 GAMES									
			193 A	Wofford	0 3	329 H	N.C. A&T	3 0				
			101 A	Furman	0 3	279 A	Appalachian St.	1 3				
			327 A	Savannah St.	3 0	271 A	Western Caro.	0 3				
			220 H	Davidson	2 3	241 H	Chattanooga	2 3				
			87 H	Ga. Southern	0 3	109 H	Samford	0 3				

Non-Div. I Games:

Citadel

Average RPI Win:	222	WON-LOST RECORD	WINNING PCT. RANK	LAST 10 GAMES	STRENGTH OF SCHEDULE	OPP. STRENGTH OF SCHEDULE	TEAM RPI	ADJ RPI	CONF. RPI	ADJ CONF. RPI		
DIV. I ONLY		2- 20	.09091	318	0- 10	228	258	308	.30742	307	23	23
DIV. I NON-CONF.		1- 9	.1	307	0- 0	176	265	294	.35404	296	21	22
<hr/>												
TOTALS	RPI 1-25	RPI 26-50		W-L RECORDS		RPI 51-100		RPI 101-150		RPI 150+		
2- 20	0- 0	0- 1		OVERALL		0- 1		0- 1		2- 17		
1- 6	0- 0	0- 0		HOME		0- 1		0- 0		1- 5		
0- 9	0- 0	0- 0		AWAY		0- 0		0- 1		0- 8		
1- 5	0- 0	0- 1		NEUTRAL		0- 0		0- 0		1- 4		
<hr/>												
1- 9	0- 0	0- 1		NON-CONFERENCE		0- 0		0- 1		1- 7		
0- 0	0- 0	0- 0		HOME		0- 0		0- 0		0- 0		
0- 4	0- 0	0- 0		AWAY		0- 0		0- 1		0- 3		
1- 5	0- 0	0- 1		NEUTRAL		0- 0		0- 0		1- 4		
<hr/>												
1- 11	0- 0	0- 0		CONFERENCE		0- 1		0- 0		1- 10		
1- 6	0- 0	0- 0		HOME		0- 1		0- 0		1- 5		
0- 5	0- 0	0- 0		AWAY		0- 0		0- 0		0- 5		
0- 0	0- 0	0- 0		NEUTRAL		0- 0		0- 0		0- 0		
<hr/>												
RPI	S	Opponent	Score	RPI	S	Opponent	Score	RPI	S	Opponent	Score	
				41	N	Michigan St.	0 3					
								117	A	Connecticut	0 3	
								176	A	Columbia	1 3	
								176	H	Columbia	0 3	
								179	A	Princeton	0 3	
								179	H	Princeton	0 3	
								180	N	Fairfield	1 3	
								180	N	Fairfield	0 3	
								181	A	Penn	0 3	
								181	H	Penn	0 3	
								198	N	UCF	3 0	
								206	N	Syracuse	1 3	
								230	A	New Hampshire	0 3	
								233	A	Buffalo	2 3	
								246	A	Harvard	1 3	
								246	H	Harvard	3 2	
								267	H	Brown	0 3	
								276	A	Cornell	2 3	
								276	H	Cornell	0 3	
								283	A	Sacred Heart	0 3	
								304	N	Hartford	1 3	
LAST 10 GAMES												
				176	H	Columbia	0 3	276	A	Cornell	2 3	
				276	H	Cornell	0 3	176	A	Columbia	1 3	
				181	A	Penn	0 3	267	H	Brown	0 3	
				179	A	Princeton	0 3	64	H	Yale	1 3	
				246	A	Harvard	1 3	179	H	Princeton	0 3	

Non-Div. I Games:

Dartmouth

Average RPI Win: 306		WON-LOST RECORD		WINNING PCT. RANK		LAST 10 GAMES		STRENGTH OF SCHEDULE		OPP. STRENGTH OF SCHEDULE		TEAM RPI		ADJ RPI		CONF. RPI		ADJ CONF. RPI	
DIV. I ONLY		7- 22		.24138	287	0- 10		301		284		307		.30629	308	25		26	
DIV. I NON-CONF.		7- 10		.41176	214	0- 0		323		273		299		.3496	297	28		27	
TOTALS		RPI 1-25		RPI 26-50		W-L RECORDS		RPI 51-100		RPI 101-150		RPI 150+							
7- 22		0- 0		0- 1		OVERALL		0- 0		0- 4		7- 17							
2- 7		0- 0		0- 0		HOME		0- 0		0- 1		2- 6							
3- 9		0- 0		0- 1		AWAY		0- 0		0- 2		3- 6							
2- 6		0- 0		0- 0		NEUTRAL		0- 0		0- 1		2- 5							
7- 10		0- 0		0- 1		NON-CONFERENCE		0- 0		0- 2		7- 7							
2- 0		0- 0		0- 0		HOME		0- 0		0- 0		2- 0							
3- 4		0- 0		0- 1		AWAY		0- 0		0- 1		3- 2							
2- 6		0- 0		0- 0		NEUTRAL		0- 0		0- 1		2- 5							
0- 12		0- 0		0- 0		CONFERENCE		0- 0		0- 2		0- 10							
0- 7		0- 0		0- 0		HOME		0- 0		0- 1		0- 6							
0- 5		0- 0		0- 0		AWAY		0- 0		0- 1		0- 4							
0- 0		0- 0		0- 0		NEUTRAL		0- 0		0- 0		0- 0							
RPI	S	Opponent		Score	RPI	S	Opponent		Score	RPI	S	Opponent		Score					
					44	A	North Carolina St.	0	3			126	N	Central Mich.	0	3			
												134	A	Liberty	0	3			
												134	H	Liberty	0	3			
												141	A	Wake Forest	0	3			
												159	A	High Point	1	3			
												159	H	High Point	1	3			
												201	A	William & Mary	1	3			
												204	A	Presbyterian	0	3			
												211	N	Toledo	0	3			
												217	N	Georgetown	1	3			
												231	N	Charlotte	0	3			
												232	A	UNC Wilmington	0	3			
												242	H	Coastal Caro.	2	3			
												256	A	Winthrop	1	3			
												257	H	UNC Asheville	0	3			
												260	N	Manhattan	3	1			
												270	A	Radford	0	3			
												270	H	Radford	0	3			
												271	N	Western Caro.	2	3			
												279	N	Appalachian St.	0	3			
												292	H	Gardner-Webb	0	3			
												295	H	Charleston So.	0	3			
												298	A	South Carolina St.	3	1			
												309	A	N.C. Central	3	0			
												309	H	N.C. Central	3	0			
												318	A	East Carolina	3	2			
												322	N	Bethune-Cookman	3	0			
LAST 10 GAMES																			
					134	H	Liberty	0	3			256	A	Winthrop	1	3			
					270	H	Radford	0	3			204	A	Presbyterian	0	3			
					257	H	UNC Asheville	0	3			270	A	Radford	0	3			
					292	H	Gardner-Webb	0	3			134	A	Liberty	0	3			
					159	A	High Point	1	3			242	H	Coastal Caro.	2	3			

Non-Div. I Games:

Campbell

RPI	S	Opponent	Score
329	H	N.C. A&T	3 2

Campbell

Average RPI Win: 298		WON-LOST	WINNING	LAST 10	STRENGTH OF		OPP. STRENGTH	TEAM	ADJ		CONF.	ADJ CONF.
Average RPI Loss: 224		RECORD	PCT. RANK	GAMES	SCHEDULE		OF SCHEDULE	RPI	RPI		RPI	RPI
DIV. I ONLY		7- 20	.25926 284	5- 5	306		315	310	.30063 309		32	32
DIV. I NON-CONF.		1- 17	.05556 315	0- 2	221		287	315	.30255 319		32	32
TOTALS		RPI 1-25	RPI 26-50		W-L RECORDS		RPI 51-100		RPI 101-150		RPI 150+	
7- 20	0- 0	0- 0		OVERALL		0- 0		0- 3		7- 17		
2- 7	0- 0	0- 0		HOME		0- 0		0- 1		2- 6		
4- 7	0- 0	0- 0		AWAY		0- 0		0- 0		4- 7		
1- 6	0- 0	0- 0		NEUTRAL		0- 0		0- 2		1- 4		
1- 17	0- 0	0- 0		NON-CONFERENCE		0- 0		0- 3		1- 14		
0- 5	0- 0	0- 0		HOME		0- 0		0- 1		0- 4		
0- 6	0- 0	0- 0		AWAY		0- 0		0- 0		0- 6		
1- 6	0- 0	0- 0		NEUTRAL		0- 0		0- 2		1- 4		
6- 3	0- 0	0- 0		CONFERENCE		0- 0		0- 0		6- 3		
2- 2	0- 0	0- 0		HOME		0- 0		0- 0		2- 2		
4- 1	0- 0	0- 0		AWAY		0- 0		0- 0		4- 1		
0- 0	0- 0	0- 0		NEUTRAL		0- 0		0- 0		0- 0		
RPI S	Opponent	Score	RPI S	Opponent	Score	RPI S	Opponent	Score	RPI S	Opponent	Score	
									115 N	Alabama	0	3
									130 N	Troy	0	3
									134 H	Liberty	0	3
									159 N	High Point	0	3
									173 N	Green Bay	0	3
									202 H	UNC Greensboro	1	3
									212 A	Kennesaw St.	0	3
									218 N	Tennessee St.	3	0
									220 A	Davidson	0	3
									223 A	Elon	0	3
									225 A	Florida A&M	0	3
									225 H	Florida A&M	2	3
									228 H	Bradley	1	3
									232 A	UNC Wilmington	0	3
									241 N	Chattanooga	0	3
									256 H	Winthrop	0	3
									261 H	Hampton	3	0
									270 A	Radford	1	3
									292 N	Gardner-Webb	1	3
									298 A	South Carolina St.	3	0
									308 A	Campbell	0	3
									308 H	Campbell	0	3
									322 A	Bethune-Cookman	3	0
									322 H	Bethune-Cookman	0	3
									327 A	Savannah St.	3	0
									329 A	N.C. A&T	3	2
									329 H	N.C. A&T	3	1
									270 A	Radford	1	3
									225 A	Florida A&M	0	3
									322 A	Bethune-Cookman	3	0
									329 H	N.C. A&T	3	1
									232 A	UNC Wilmington	0	3
									298 A	South Carolina St.	3	0

Non-Div. I Games:

N.C. Central

Average RPI Win: 310		WON-LOST RECORD	WINNING PCT. RANK		LAST 10 GAMES		STRENGTH OF SCHEDULE		OPP. STRENGTH OF SCHEDULE		TEAM RPI	ADJ RPI	CONF. RPI	ADJ CONF. RPI	
Average RPI Loss: 232															
DIV. I ONLY		11- 20	.35484	247	4- 6		321		316		306	.29742	310	31	31
DIV. I NON-CONF.		5- 10	.33333	243	0- 1		315		307		305	.33854	307	31	31
TOTALS		RPI 1-25		RPI 26-50		W-L RECORDS		RPI 51-100		RPI 101-150		RPI 150+			
11- 20		0- 0		0- 0		OVERALL		0- 0		0- 3		11- 17			
5- 8		0- 0		0- 0		HOME		0- 0		0- 1		5- 7			
3- 8		0- 0		0- 0		AWAY		0- 0		0- 2		3- 6			
3- 4		0- 0		0- 0		NEUTRAL		0- 0		0- 0		3- 4			
5- 10		0- 0		0- 0		NON-CONFERENCE		0- 0		0- 1		5- 9			
2- 3		0- 0		0- 0		HOME		0- 0		0- 0		2- 3			
1- 4		0- 0		0- 0		AWAY		0- 0		0- 1		1- 3			
2- 3		0- 0		0- 0		NEUTRAL		0- 0		0- 0		2- 3			
6- 10		0- 0		0- 0		CONFERENCE		0- 0		0- 2		6- 8			
3- 5		0- 0		0- 0		HOME		0- 0		0- 1		3- 4			
2- 4		0- 0		0- 0		AWAY		0- 0		0- 1		2- 3			
1- 1		0- 0		0- 0		NEUTRAL		0- 0		0- 0		1- 1			
RPI S	Opponent	Score	RPI S	Opponent	Score	RPI S	Opponent	Score	RPI S	Opponent	Score				
										112 A	St. John's (NY)	0	3		
										145 A	LIU Brooklyn	0	3		
										145 H	LIU Brooklyn	0	3		
										158 H	Northern Ky.	0	3		
										163 H	Akron	0	3		
										169 N	Ill.-Chicago	0	3		
										196 A	Colgate	3	2		
										205 N	Youngstown St.	0	3		
										206 N	Syracuse	1	3		
										230 H	New Hampshire	1	3		
										253 A	Robert Morris	1	3		
										253 H	Robert Morris	0	3		
										258 H	Central Conn. St.	1	3		
										281 A	Coppin St.	1	3		
										283 A	Sacred Heart	0	3		
										283 H	Sacred Heart	1	3		
										284 A	Saint Francis (PA)	2	3		
										284 H	Saint Francis (PA)	0	3		
										304 A	Hartford	2	3		
										313 H	Fairleigh Dickinson	3	2		
										313 N	Fairleigh Dickinson	1	3		
										315 N	Chicago St.	3	0		
										317 A	Holy Cross	0	3		
										317 H	Holy Cross	3	0		
										320 A	Quinnipiac	3	0		
										320 H	Quinnipiac	3	1		
										323 A	St. Francis (NY)	3	1		
										145 A	LIU Brooklyn	0	3		
LAST 10 GAMES															
			145 H	LIU Brooklyn	0	3	284 H	Saint Francis (PA)	0	3	317 A	Holy Cross	0	3	
			323 H	St. Francis (NY)	3	1	253 H	Robert Morris	0	3	317 H	Holy Cross	3	0	
			320 A	Quinnipiac	3	0	320 H	Quinnipiac	3	1	320 A	Quinnipiac	3	0	
			283 A	Sacred Heart	0	3	323 A	St. Francis (NY)	3	1	320 H	Quinnipiac	3	1	
			317 A	Holy Cross	0	3	145 A	LIU Brooklyn	0	3	323 A	St. Francis (NY)	3	1	

Non-Div. I Games:

Bryant

RPI	S	Opponent	Score	
323	H	St. Francis (NY)	3	1
323	N	St. Francis (NY)	3	0
326	H	Providence	3	0
329	N	N.C. A&T	3	2

Bryant

B  
r  
y  
a  
n  
t

B  
r  
y  
a  
n  
t

Average RPI Win:	321	WON-LOST	WINNING	LAST 10	STRENGTH OF	OPP. STRENGTH	TEAM	ADJ	CONF.	ADJ CONF.	
Average RPI Loss:	242	RECORD	PCT. RANK	GAMES	SCHEDULE	OF SCHEDULE	RPI	RPI	RPI	RPI	
DIV. I ONLY	7- 13	.35	248	3- 3	325	329	317	.29441	311	33	33
DIV. I NON-CONF.	0- 6	0	318	0- 0	122	261	303	.34938	298	33	33
<hr/>											
TOTALS	RPI 1-25	RPI 26-50		W-L RECORDS		RPI 51-100		RPI 101-150		RPI 150+	
7- 13	0- 0	0- 0		OVERALL		0- 1		0- 1		7- 11	
4- 2	0- 0	0- 0		HOME		0- 0		0- 1		4- 1	
3- 7	0- 0	0- 0		AWAY		0- 1		0- 0		3- 6	
0- 4	0- 0	0- 0		NEUTRAL		0- 0		0- 0		0- 4	
0- 6	0- 0	0- 0		NON-CONFERENCE		0- 1		0- 1		0- 4	
0- 1	0- 0	0- 0		HOME		0- 0		0- 1		0- 0	
0- 3	0- 0	0- 0		AWAY		0- 1		0- 0		0- 2	
0- 2	0- 0	0- 0		NEUTRAL		0- 0		0- 0		0- 2	
7- 7	0- 0	0- 0		CONFERENCE		0- 0		0- 0		7- 7	
4- 1	0- 0	0- 0		HOME		0- 0		0- 0		4- 1	
3- 4	0- 0	0- 0		AWAY		0- 0		0- 0		3- 4	
0- 2	0- 0	0- 0		NEUTRAL		0- 0		0- 0		0- 2	
RPI	S	Opponent	Score	RPI	S	Opponent	Score	RPI	S	Opponent	Score



Average RPI Win:	316	WON-LOST	WINNING	LAST 10	STRENGTH OF	OPP. STRENGTH	TEAM	ADJ	CONF.	ADJ CONF.										
Average RPI Loss:	214	RECORD	PCT. RANK	GAMES	SCHEDULE	OF SCHEDULE	RPI	RPI	RPI	RPI										
DIV. I ONLY	7- 23	.23333	292	5- 5	300	319	313	.28706	312	33	33									
DIV. I NON-CONF.	1- 19	.05	317	1- 2	264	257	321	.28613	323	33	33									
<hr/>																				
TOTALS	RPI 1-25	RPI 26-50		W-L RECORDS		RPI 51-100		RPI 101-150		RPI 150+										
7- 23	0- 0	0- 0		OVERALL		0- 0		0- 5		7- 18										
1- 12	0- 0	0- 0		HOME		0- 0		0- 2		1- 10										
3- 5	0- 0	0- 0		AWAY		0- 0		0- 2		3- 3										
3- 6	0- 0	0- 0		NEUTRAL		0- 0		0- 1		3- 5										
<hr/>																				
1- 19	0- 0	0- 0		NON-CONFERENCE		0- 0		0- 5		1- 14										
0- 11	0- 0	0- 0		HOME		0- 0		0- 2		0- 9										
1- 3	0- 0	0- 0		AWAY		0- 0		0- 2		1- 1										
0- 5	0- 0	0- 0		NEUTRAL		0- 0		0- 1		0- 4										
<hr/>																				
6- 4	0- 0	0- 0		CONFERENCE		0- 0		0- 0		6- 4										
1- 1	0- 0	0- 0		HOME		0- 0		0- 0		1- 1										
2- 2	0- 0	0- 0		AWAY		0- 0		0- 0		2- 2										
3- 1	0- 0	0- 0		NEUTRAL		0- 0		0- 0		3- 1										
<hr/>																				
RPI S	Opponent	Score	RPI S	Opponent	Score	RPI S	Opponent	Score	RPI S	Opponent	Score									
									115 A	Alabama	0	3								
									120 A	Washington St.	0	3								
									121 H	North Texas	0	3								
									130 H	Troy	0	3								
									143 N	East Tenn. St.	2	3								
									165 H	UMES	0	3								
									183 N	Austin Peay	0	3								
									209 H	Jacksonville St.	0	3								
									212 H	Kennesaw St.	0	3								
									215 H	CSU Bakersfield	0	3								
									215 H	CSU Bakersfield	1	3								
									218 H	Tennessee St.	0	3								
									235 N	Seattle	0	3								
									237 N	Lamar	0	3								
									240 H	Southeastern La.	1	3								
									241 A	Chattanooga	0	3								
									252 N	Weber St.	0	3								
									263 A	Jackson St.	2	3								
									263 H	Jackson St.	0	3								
									263 N	Jackson St.	1	3								
									268 H	UT Martin	0	3								
									LAST 10 GAMES						287 N	Prairie View	3	0		
									263 H	Jackson St.	0	3	215 H	CSU Bakersfield	0	3	288 N	Texas Southern	3	1
									319 A	Mississippi Val.	3	0	263 A	Jackson St.	2	3	293 A	Alabama A&M	1	3
									330 A	Alcorn	3	0	288 N	Texas Southern	3	1	316 H	Stetson	1	3
									327 A	Savannah St.	3	0	263 N	Jackson St.	1	3	319 A	Mississippi Val.	3	0
215 H	CSU Bakersfield	1	3	328 N	Grambling	3	0	327 A	Savannah St.	3	0									

**Non-Div. I Games:**

Alabama St.

RPI	S	Opponent	Score	
328	N	Grambling	3	0
330	A	Alcorn	3	0
330	H	Alcorn	3	0

Alabama St.

A  
l  
a  
b  
a  
m  
a  
S  
t  
.

A  
l  
a  
b  
a  
m  
a  
S  
t  
.

Average RPI Win:	315	WON-LOST RECORD	WINNING PCT. RANK	LAST 10 GAMES	STRENGTH OF SCHEDULE	OPP. STRENGTH OF SCHEDULE	TEAM RPI	ADJ RPI	CONF. RPI	ADJ CONF. RPI		
DIV. I ONLY		8- 20	.28571	278	1- 9	317	322	314	.28684	313	31	31
DIV. I NON-CONF.		3- 9	.25	268	0- 0	314	323	318	.31982	315	31	31
<hr/>												
TOTALS	RPI 1-25	RPI 26-50		W-L RECORDS		RPI 51-100		RPI 101-150		RPI 150+		
8- 20	0- 0	0- 0		OVERALL		0- 1		0- 3		8- 16		
2- 6	0- 0	0- 0		HOME		0- 0		0- 1		2- 5		
2- 11	0- 0	0- 0		AWAY		0- 0		0- 2		2- 9		
4- 3	0- 0	0- 0		NEUTRAL		0- 1		0- 0		4- 2		
3- 9	0- 0	0- 0		NON-CONFERENCE		0- 1		0- 1		3- 7		
0- 1	0- 0	0- 0		HOME		0- 0		0- 0		0- 1		
0- 5	0- 0	0- 0		AWAY		0- 0		0- 1		0- 4		
3- 3	0- 0	0- 0		NEUTRAL		0- 1		0- 0		3- 2		
5- 11	0- 0	0- 0		CONFERENCE		0- 0		0- 2		5- 9		
2- 5	0- 0	0- 0		HOME		0- 0		0- 1		2- 4		
2- 6	0- 0	0- 0		AWAY		0- 0		0- 1		2- 5		
1- 0	0- 0	0- 0		NEUTRAL		0- 0		0- 0		1- 0		
RPI	S	Opponent	Score	RPI	S	Opponent	Score	RPI	S	Opponent	Score	

Non-Div. I Games:

Fairleigh Dickinson

[illegible]

**Non-Div. I Games:**

Delaware St.

Average RPI Win:	305	WON-LOST RECORD	WINNING PCT. RANK	LAST 10 GAMES	STRENGTH OF SCHEDULE	OPP. STRENGTH OF SCHEDULE	TEAM RPI	ADJ RPI	CONF. RPI	ADJ CONF. RPI
DIV. I ONLY		2- 25	.07407 320	0- 10	270	270	316	.28191 315	28	25
DIV. I NON-CONF.		2- 19	.09524 309	0- 5	270	263	317	.29429 321	25	26
TOTALS	RPI 1-25		RPI 26-50	W-L RECORDS		RPI 51-100		RPI 101-150		RPI 150+
2- 25	0- 0		0- 0	OVERALL		0- 0		0- 8		2- 17
0- 4	0- 0		0- 0	HOME		0- 0		0- 3		0- 1
1- 11	0- 0		0- 0	AWAY		0- 0		0- 3		1- 8
1- 10	0- 0		0- 0	NEUTRAL		0- 0		0- 2		1- 8
2- 19	0- 0		0- 0	NON-CONFERENCE		0- 0		0- 5		2- 14
0- 2	0- 0		0- 0	HOME		0- 0		0- 2		0- 0
1- 7	0- 0		0- 0	AWAY		0- 0		0- 1		1- 6
1- 10	0- 0		0- 0	NEUTRAL		0- 0		0- 2		1- 8
0- 6	0- 0		0- 0	CONFERENCE		0- 0		0- 3		0- 3
0- 2	0- 0		0- 0	HOME		0- 0		0- 1		0- 1
0- 4	0- 0		0- 0	AWAY		0- 0		0- 2		0- 2
0- 0	0- 0		0- 0	NEUTRAL		0- 0		0- 0		0- 0
RPI S Opponent Score	RPI S Opponent Score			RPI S Opponent Score			RPI S Opponent Score			
							<div>116 A Iowa03</div> <div>125 H IUPUI03</div> <div>137 A Houston Baptist03</div> <div>137 H Houston Baptist03</div> <div>140 N South Dakota St.03</div> <div>146 H Valparaiso13</div> <div>146 N Valparaiso03</div> <div>150 A Utah Valley03</div> <div>168 A Loyola Chicago03</div> <div>169 A Ill.-Chicago03</div> <div>171 N Temple03</div> <div>173 A Green Bay03</div> <div>185 N Southeast Mo. St.03</div> <div>205 N Youngstown St.03</div> <div>215 N CSU Bakersfield03</div> <div>216 A Western Ill.03</div> <div>226 N DePaul03</div> <div>239 A Miami (OH)03</div> <div>259 N USC Upstate03</div> <div>272 A Tex.-Pan American23</div> <div>278 A NJIT03</div> <div>278 H NJIT03</div>			
LAST 10 GAMES										
<div>146 H Valparaiso13</div>				<div>272 A Tex.-Pan American23</div>			<div>281 A Coppin St.31</div>			
<div>278 A NJIT03</div>				<div>137 A Houston Baptist03</div>			<div>286 N Indiana St.03</div>			
<div>169 A Ill.-Chicago03</div>				<div>173 A Green Bay03</div>			<div>302 A Wright St.13</div>			
<div>215 N CSU Bakersfield03</div>				<div>125 H IUPUI03</div>			<div>310 N Bryant03</div>			
<div>150 A Utah Valley03</div>				<div>278 H NJIT03</div>			<div>329 N N.C. A&amp;T31</div>			

**Non-Div. I Games:** Judson (IL)

1 3

Chicago St.

Average RPI Win: 314		WON-LOST RECORD		WINNING PCT. RANK		LAST 10 GAMES		STRENGTH OF SCHEDULE		OPP. STRENGTH OF SCHEDULE		TEAM RPI		ADJ RPI		CONF. RPI		ADJ CONF. RPI	
DIV. I ONLY		4- 29		.12121 315		1- 9		272		275		311		.28078 316		21		21	
DIV. I NON-CONF.		4- 13		.23529 277		1- 0		304		314		313		.31816 316		24		24	
TOTALS		RPI 1-25		RPI 26-50		W-L RECORDS		RPI 51-100		RPI 101-150		RPI 150+							
4- 29		0- 0		0- 0		OVERALL		0- 2		0- 5		4- 22							
2- 12		0- 0		0- 0		HOME		0- 1		0- 2		2- 9							
2- 10		0- 0		0- 0		AWAY		0- 1		0- 2		2- 7							
0- 7		0- 0		0- 0		NEUTRAL		0- 0		0- 1		0- 6							
4- 13		0- 0		0- 0		NON-CONFERENCE		0- 1		0- 1		4- 11							
2- 5		0- 0		0- 0		HOME		0- 1		0- 0		2- 4							
2- 1		0- 0		0- 0		AWAY		0- 0		0- 0		2- 1							
0- 7		0- 0		0- 0		NEUTRAL		0- 0		0- 1		0- 6							
0- 16		0- 0		0- 0		CONFERENCE		0- 1		0- 4		0- 11							
0- 7		0- 0		0- 0		HOME		0- 0		0- 2		0- 5							
0- 9		0- 0		0- 0		AWAY		0- 1		0- 2		0- 6							
0- 0		0- 0		0- 0		NEUTRAL		0- 0		0- 0		0- 0							
RPI	S	Opponent		Score	RPI	S	Opponent		Score	RPI	S	Opponent		Score	RPI	S	Opponent		Score
																			</

Non-Div. I Games:

Stetson

RPI	S	Opponent	Score	
306	N	Citadel	2	3
312	A	Alabama St.	3	1
322	H	Bethune-Cookman	3	0
327	H	Savannah St.	3	0

Stetson

S  
t  
e  
t  
s  
o  
n

S  
t  
e  
t  
s  
o  
n

[illegible]

**Non-Div. I Games:**

Holy Cross



Average RPI Win:		322	WON-LOST RECORD		WINNING PCT. RANK		LAST 10 GAMES		STRENGTH OF SCHEDULE		OPP. STRENGTH OF SCHEDULE		TEAM RPI		ADJ RPI		CONF. RPI		ADJ CONF. RPI	
DIV. I ONLY			1- 24		.04 324		0- 10		280		237		319		.26235 318		22		22	
DIV. I NON-CONF.			1- 10		.09091 310		0- 0		284		267		319		.31111 317		18		17	
TOTALS		RPI 1-25		RPI 26-50		W-L RECORDS		RPI 51-100		RPI 101-150		RPI 150+								
1- 24		0- 0		0- 0		OVERALL		0- 3		0- 1		1- 20								
1- 10		0- 0		0- 0		HOME		0- 0		0- 0		1- 10								
0- 10		0- 0		0- 0		AWAY		0- 2		0- 1		0- 7								
0- 4		0- 0		0- 0		NEUTRAL		0- 1		0- 0		0- 3								
1- 10		0- 0		0- 0		NON-CONFERENCE		0- 2		0- 0		1- 8								
1- 4		0- 0		0- 0		HOME		0- 0		0- 0		1- 4								
0- 2		0- 0		0- 0		AWAY		0- 1		0- 0		0- 1								
0- 4		0- 0		0- 0		NEUTRAL		0- 1		0- 0		0- 3								
0- 14		0- 0		0- 0		CONFERENCE		0- 1		0- 1		0- 12								
0- 6		0- 0		0- 0		HOME		0- 0		0- 0		0- 6								
0- 8		0- 0		0- 0		AWAY		0- 1		0- 1		0- 6								
0- 0		0- 0		0- 0		NEUTRAL		0- 0		0- 0		0- 0								
RPI	S	Opponent		Score	RPI	S	Opponent		Score	RPI	S	Opponent		Score	RPI	S	Opponent		Score	
							63	A	Tulsa	0		3	110	A	Rice	1		3		
							66	A	Duke	0		3	161	A	UAB	0		3		
							97	N	Northeastern	0		3	161	H	UAB	0		3		
													185	N	Southeast Mo. St.	0		3		
													191	A	Marshall	1		3		
													191	H	Marshall	1		3		
													198	A	UCF	0		3		
													198	H	UCF	0		3		
													199	H	Houston	0		3		
													214	A	SMU	0		3		
													222	A	Milwaukee	0		3		
													223	N	Elon	1		3		
													228	N	Bradley	0		3		
													231	H	Charlotte	0		3		
													237	A	Memphis	1		3		
													237	H	Memphis	1		3		
													242	H	Coastal Caro.	2		3		
													243	H	UMBC	1		3		
													274	A	Southern Miss.	2		3		
													274	H	Southern Miss.	2		3		
													308	H	Campbell	2		3		
													322	H	Bethune-Cookman	3		1		
					LAST 10 GAMES															
							237	A	Memphis	1		3		237	H	Memphis	1		3	
							161	A	UAB	0		3		110	A	Rice	1		3	
							274	A	Southern Miss.	2		3		199	H	Houston	0		3	
							198	A	UCF	0		3		191	A	Marshall	1		3	
							161	H	UAB	0		3		198	H	UCF	0		3	

Non-Div. I Games:

East Carolina

Average RPI Win:		325	WON-LOST		WINNING		LAST 10		STRENGTH OF		OPP. STRENGTH		TEAM		ADJ		CONF.		ADJ CONF.	
Average RPI Loss:		293	RECORD		PCT. RANK		GAMES		SCHEDULE		OF SCHEDULE		RPI		RPI		RPI		RPI	
DIV. I ONLY			7- 9		.4375 205		4- 5		330		330		325		.26021 319		33		33	
DIV. I NON-CONF.			0- 1		0 318		0- 0		326		330		330		.21874 328		33		33	
TOTALS		RPI 1-25		RPI 26-50		W-L RECORDS		RPI 51-100		RPI 101-150		RPI 150+								
7- 9		0- 0		0- 0		OVERALL		0- 0		0- 0		7- 9								
4- 2		0- 0		0- 0		HOME		0- 0		0- 0		4- 2								
3- 4		0- 0		0- 0		AWAY		0- 0		0- 0		3- 4								
0- 3		0- 0		0- 0		NEUTRAL		0- 0		0- 0		0- 3								
0- 1		0- 0		0- 0		NON-CONFERENCE		0- 0		0- 0		0- 1								
0- 0		0- 0		0- 0		HOME		0- 0		0- 0		0- 0								
0- 0		0- 0		0- 0		AWAY		0- 0		0- 0		0- 0								
0- 1		0- 0		0- 0		NEUTRAL		0- 0		0- 0		0- 1								
7- 8		0- 0		0- 0		CONFERENCE		0- 0		0- 0		7- 8								
4- 2		0- 0		0- 0		HOME		0- 0		0- 0		4- 2								
3- 4		0- 0		0- 0		AWAY		0- 0		0- 0		3- 4								
0- 2		0- 0		0- 0		NEUTRAL		0- 0		0- 0		0- 2								
RPI	S	Opponent		Score		RPI	S	Opponent		Score		RPI	S	Opponent		Score				

Average RPI Win:	325	WON-LOST RECORD	WINNING PCT. RANK	LAST 10 GAMES	STRENGTH OF SCHEDULE	OPP. STRENGTH OF SCHEDULE	TEAM RPI	ADJ RPI	CONF. RPI	ADJ CONF. RPI		
Average RPI Loss:	240											
DIV. I ONLY		2- 21	.08696 319	1- 9	291	321	321	.2576 320	31	31		
DIV. I NON-CONF.		1- 8	.11111 305	0- 0	233	293	310	.34278 304	31	31		
<hr/>												
TOTALS	RPI 1-25	RPI 26-50		W-L RECORDS	RPI 51-100		RPI 101-150		RPI 150+			
2- 21	0- 0	0- 0		OVERALL	0- 0		0- 4		2- 17			
1- 6	0- 0	0- 0		HOME	0- 0		0- 1		1- 5			
0- 11	0- 0	0- 0		AWAY	0- 0		0- 1		0- 10			
1- 4	0- 0	0- 0		NEUTRAL	0- 0		0- 2		1- 2			
<hr/>												
1- 8	0- 0	0- 0		NON-CONFERENCE	0- 0		0- 2		1- 6			
0- 0	0- 0	0- 0		HOME	0- 0		0- 0		0- 0			
0- 4	0- 0	0- 0		AWAY	0- 0		0- 0		0- 4			
1- 4	0- 0	0- 0		NEUTRAL	0- 0		0- 2		1- 2			
<hr/>												
1- 13	0- 0	0- 0		CONFERENCE	0- 0		0- 2		1- 11			
1- 6	0- 0	0- 0		HOME	0- 0		0- 1		1- 5			
0- 7	0- 0	0- 0		AWAY	0- 0		0- 1		0- 6			
0- 0	0- 0	0- 0		NEUTRAL	0- 0		0- 0		0- 0			
<hr/>												
RPI S	Opponent	Score	RPI S	Opponent	Score	RPI S	Opponent	Score	RPI S	Opponent	Score	
						106 N Indiana					0	3
						144 N Montana St.					0	3
						145 A LIU Brooklyn					0	3
						145 H LIU Brooklyn					0	3
						160 A Army					0	3
						163 A Akron					0	3
						180 A Fairfield					0	3
						236 N Stony Brook					0	3
						253 A Robert Morris					0	3
						253 H Robert Morris					0	3
						258 A Central Conn. St.					0	3
						277 N Fordham					1	3
						283 H Sacred Heart					0	3
						284 A Saint Francis (PA)					2	3
						284 H Saint Francis (PA)					0	3
						291 A Bucknell					0	3
						310 A Bryant					1	3
						310 H Bryant					0	3
						313 A Fairleigh Dickinson					0	3
						313 H Fairleigh Dickinson					0	3
			LAST 10 GAMES			323 A St. Francis (NY)					1	3
						323 H St. Francis (NY)					3	0
						326 N Providence					3	2
						323 H Fairleigh Dickinson					0	3
						310 A Bryant					1	3
						323 A St. Francis (NY)					1	3
						258 A Central Conn. St.					0	3
						283 H Sacred Heart					0	3
						284 A Saint Francis (PA)					2	3
						253 A Robert Morris					0	3
						310 H Bryant					0	3
						323 H St. Francis (NY)					3	0

**Non-Div. I Games:**

Quinnipiac

Average RPI Win: 0		WON-LOST	WINNING	LAST 10	STRENGTH OF		OPP. STRENGTH	TEAM	ADJ	CONF.	ADJ CONF.					
Average RPI Loss: 233		RECORD	PCT. RANK	GAMES	SCHEDULE		OF SCHEDULE	RPI	RPI	RPI	RPI					
DIV. I ONLY		0- 22	0 328	0- 10	227		318	320	.25686	321	32	32				
DIV. I NON-CONF.		0- 11	0 318	0- 1	156		291	312	.32541	312	32	32				
<hr/>																
TOTALS		RPI 1-25		RPI 26-50		W-L RECORDS		RPI 51-100		RPI 101-150		RPI 150+				
0- 22		0- 0		0- 0		OVERALL		0- 1		0- 1		0- 20				
0- 5		0- 0		0- 0		HOME		0- 0		0- 0		0- 5				
0- 10		0- 0		0- 0		AWAY		0- 0		0- 1		0- 9				
0- 7		0- 0		0- 0		NEUTRAL		0- 1		0- 0		0- 6				
0- 11		0- 0		0- 0		NON-CONFERENCE		0- 1		0- 1		0- 9				
0- 1		0- 0		0- 0		HOME		0- 0		0- 0		0- 1				
0- 4		0- 0		0- 0		AWAY		0- 0		0- 1		0- 3				
0- 6		0- 0		0- 0		NEUTRAL		0- 1		0- 0		0- 5				
0- 11		0- 0		0- 0		CONFERENCE		0- 0		0- 0		0- 11				
0- 4		0- 0		0- 0		HOME		0- 0		0- 0		0- 4				
0- 6		0- 0		0- 0		AWAY		0- 0		0- 0		0- 6				
0- 1		0- 0		0- 0		NEUTRAL		0- 0		0- 0		0- 1				
RPI	S	Opponent		Score	RPI	S	Opponent		Score	RPI	S	Opponent		Score		
							84	N	Colorado	0	3	132	A	Pittsburgh	0	3
												157	N	Butler	0	3
												165	A	UMES	0	3
												165	H	UMES	2	3
												178	H	American	0	3
												201	A	William & Mary	0	3
												210	N	James Madison	1	3
												223	N	Elon	0	3
												242	N	Coastal Caro.	0	3
												243	A	UMBC	0	3
												253	N	Robert Morris	0	3
												261	A	Hampton	0	3
												261	H	Hampton	0	3
												261	N	Hampton	0	3
												281	A	Coppin St.	0	3
												290	A	Rider	0	3
												294	A	Norfolk St.	2	3
												294	H	Norfolk St.	1	3
												300	A	Morgan St.	0	3
												314	A	Delaware St.	2	3
												314	H	Delaware St.	0	3
LAST 10 GAMES																
							261	H	Hampton	0	3	300	A	Morgan St.	0	3
							294	H	Norfolk St.	1	3	281	A	Coppin St.	0	3
							314	A	Delaware St.	2	3	294	A	Norfolk St.	2	3
							165	A	UMES	0	3	261	A	Hampton	0	3
							178	H	American	0	3	165	H	UMES	2	3

Non-Div. I Games:

Howard

Average RPI Win: 324		WON-LOST	WINNING	LAST 10	STRENGTH OF		OPP. STRENGTH	TEAM	ADJ	CONF.	ADJ CONF.
Average RPI Loss: 216		RECORD	PCT. RANK	GAMES	SCHEDULE		OF SCHEDULE	RPI	RPI	RPI	RPI
DIV. I ONLY		5- 25	.16667	304	324		289	322	.25428	322	32
DIV. I NON-CONF.		0- 18	0	318	272		211	322	.2894	322	32
TOTALS		RPI 1-25	RPI 26-50		W-L RECORDS		RPI 51-100		RPI 101-150		RPI 150+
5- 25	0- 0	0- 1		OVERALL		0- 0		0- 6		5- 18	
2- 3	0- 0	0- 0		HOME		0- 0		0- 0		2- 3	
3- 12	0- 0	0- 0		AWAY		0- 0		0- 3		3- 9	
0- 10	0- 0	0- 1		NEUTRAL		0- 0		0- 3		0- 6	
0- 18	0- 0	0- 1		NON-CONFERENCE		0- 0		0- 6		0- 11	
0- 1	0- 0	0- 0		HOME		0- 0		0- 0		0- 1	
0- 8	0- 0	0- 0		AWAY		0- 0		0- 3		0- 5	
0- 9	0- 0	0- 1		NEUTRAL		0- 0		0- 3		0- 5	
5- 7	0- 0	0- 0		CONFERENCE		0- 0		0- 0		5- 7	
2- 2	0- 0	0- 0		HOME		0- 0		0- 0		2- 2	
3- 4	0- 0	0- 0		AWAY		0- 0		0- 0		3- 4	
0- 1	0- 0	0- 0		NEUTRAL		0- 0		0- 0		0- 1	
RPI S	Opponent	Score	RPI S	Opponent	Score	RPI S	Opponent	Score	RPI S	Opponent	Score
			49 N	Baylor	0 3				107 A	Wyoming	0 3
									118 N	Arkansas St.	0 3
									123 A	FGCU	1 3
									123 N	FGCU	0 3
									127 A	South Fla.	0 3
									141 N	UMKC	0 3
									162 N	George Washington	0 3
									174 A	North Florida	0 3
									174 H	North Florida	0 3
									192 N	FIU	0 3
									210 N	James Madison	0 3
									225 A	Florida A&M	0 3
									231 N	Charlotte	0 3
									261 N	Hampton	2 3
									269 A	McNeese St.	0 3
									281 A	Coppin St.	1 3
									285 A	Fla. Atlantic	0 3
									298 A	South Carolina St.	0 3
									298 H	South Carolina St.	2 3
									300 A	Morgan St.	0 3
									308 N	Campbell	0 3
									309 A	N.C. Central	3 0
									309 H	N.C. Central	0 3
									316 A	Stetson	0 3
									318 A	East Carolina	1 3
									327 A	Savannah St.	3 1
									327 H	Savannah St.	3 0
LAST 10 GAMES			329 H	N.C. A&T	3 2	281 A	Coppin St.	1 3	309 H	N.C. Central	0 3
			309 H	N.C. Central	0 3	174 A	North Florida	0 3	316 A	Stetson	0 3
			298 A	South Carolina St.	0 3	225 A	Florida A&M	0 3	318 A	East Carolina	1 3
			327 A	Savannah St.	3 1	123 A	FGCU	1 3	327 A	Savannah St.	3 1
			300 A	Morgan St.	0 3	309 A	N.C. Central	3 0	327 H	Savannah St.	3 0

Non-Div. I Games:

Bethune-Cookman

RPI	S	Opponent	Score	
329	A	N.C. A&T	3	2
329	H	N.C. A&T	3	2

Bethune-Cookman

B  
e  
t  
h  
u  
n  
e  
-  
C  
o  
o  
k  
m  
a  
n

B  
e  
t  
h  
u  
n  
e  
-  
C  
o  
o  
k  
m  
a  
n

Average RPI Win:		309	WON-LOST RECORD		WINNING PCT. RANK		LAST 10 GAMES		STRENGTH OF SCHEDULE		OPP. STRENGTH OF SCHEDULE		TEAM RPI		ADJ RPI		CONF. RPI		ADJ CONF. RPI	
DIV. I ONLY			4- 27		.12903 311		2- 8		281		323		318		.25037 323		31		31	
DIV. I NON-CONF.			2- 14		.125 303		0- 0		179		325		302		.33296 308		31		31	
TOTALS		RPI 1-25		RPI 26-50		W-L RECORDS		RPI 51-100		RPI 101-150		RPI 150+								
4- 27		0- 0		0- 0		OVERALL		0- 1		0- 3		4- 23								
3- 11		0- 0		0- 0		HOME		0- 0		0- 1		3- 10								
1- 11		0- 0		0- 0		AWAY		0- 0		0- 2		1- 8								
0- 5		0- 0		0- 0		NEUTRAL		0- 1		0- 0		0- 4								
2- 14		0- 0		0- 0		NON-CONFERENCE		0- 1		0- 1		2- 12								
1- 7		0- 0		0- 0		HOME		0- 0		0- 0		1- 7								
1- 3		0- 0		0- 0		AWAY		0- 0		0- 1		1- 2								
0- 4		0- 0		0- 0		NEUTRAL		0- 1		0- 0		0- 3								
2- 13		0- 0		0- 0		CONFERENCE		0- 0		0- 2		2- 11								
2- 4		0- 0		0- 0		HOME		0- 0		0- 1		2- 3								
0- 8		0- 0		0- 0		AWAY		0- 0		0- 1		0- 7								
0- 1		0- 0		0- 0		NEUTRAL		0- 0		0- 0		0- 1								
RPI	S	Opponent	Score	RPI	S	Opponent	Score	RPI	S	Opponent	Score	RPI	S	Opponent	Score					
								57	N	Idaho St.	0 3	112	A	St. John's (NY)	0 3					
												145	A	LIU Brooklyn	0 3					
												145	H	LIU Brooklyn	0 3					
												165	H	UMES	1 3					
												177	N	Siena	0 3					
												179	N	Princeton	1 3					
												186	A	Hofstra	0 3					
												186	H	Hofstra	0 3					
												253	A	Robert Morris	1 3					
												258	A	Central Conn. St.	0 3					
												258	H	Central Conn. St.	0 3					
												260	H	Manhattan	0 3					
												270	H	Radford	0 3					
												277	A	Fordham	3 2					
												278	H	NJIT	2 3					
												281	N	Coppin St.	0 3					
												283	A	Sacred Heart	1 3					
												283	H	Sacred Heart	0 3					
												284	A	Saint Francis (PA)	1 3					
												290	H	Rider	2 3					
												299	A	Lafayette	2 3					
												299	H	Lafayette	2 3					
				LAST 10 GAMES																
				320	A	Quinnipiac	0 3	258	A	Central Conn. St.	0 3	310	A	Bryant	1 3					
				310	A	Bryant	1 3	310	H	Bryant	1 3	310	H	Bryant	1 3					
				145	A	LIU Brooklyn	0 3	320	H	Quinnipiac	3 1	310	N	Bryant	0 3					
				313	H	Fairleigh Dickinson	3 2	284	A	Saint Francis (PA)	1 3	313	A	Fairleigh Dickinson	0 3					
				283	A	Sacred Heart	1 3	253	A	Robert Morris	1 3	313	H	Fairleigh Dickinson	3 2					

**Non-Div. I Games:**

St. Francis (NY)

RPI	S	Opponent	Score	
320	A	Quinnipiac	0	3
320	H	Quinnipiac	3	1
325	H	Saint Peter's	3	0

St. Francis (NY)

S  
t  
.  
F  
r  
a  
n  
c  
i  
s  
(  
N  
Y  
)

S  
t  
.  
F  
r  
a  
n  
c  
i  
s  
(  
N  
Y  
)



Average RPI Win:	323	WON-LOST	WINNING	LAST 10	STRENGTH OF	OPP. STRENGTH	TEAM	ADJ	CONF.	ADJ CONF.			
Average RPI Loss:	246	RECORD	PCT. RANK	GAMES	SCHEDULE	OF SCHEDULE	RPI	RPI	RPI	RPI			
DIV. I ONLY	3- 21	.125	312	2- 8	307	327	323	.24958	324	33	33		
DIV. I NON-CONF.	0- 11	0	318	0- 1	262	289	323	.29803	320	33	33		
<hr/>													
TOTALS	RPI 1-25	RPI 26-50		W-L RECORDS		RPI 51-100		RPI 101-150		RPI 150+			
3- 21	0- 0	0- 0		OVERALL		0- 2		0- 2		3- 17			
2- 6	0- 0	0- 0		HOME		0- 0		0- 0		2- 6			
1- 10	0- 0	0- 0		AWAY		0- 0		0- 0		1- 6			
0- 5	0- 0	0- 0		NEUTRAL		0- 0		0- 2		0- 3			
<hr/>													
0- 11	0- 0	0- 0		NON-CONFERENCE		0- 2		0- 2		0- 7			
0- 1	0- 0	0- 0		HOME		0- 0		0- 0		0- 1			
0- 5	0- 0	0- 0		AWAY		0- 2		0- 0		0- 3			
0- 5	0- 0	0- 0		NEUTRAL		0- 0		0- 2		0- 3			
<hr/>													
3- 10	0- 0	0- 0		CONFERENCE		0- 0		0- 0		3- 10			
2- 5	0- 0	0- 0		HOME		0- 0		0- 0		2- 5			
1- 5	0- 0	0- 0		AWAY		0- 0		0- 0		1- 5			
0- 0	0- 0	0- 0		NEUTRAL		0- 0		0- 0		0- 0			
<hr/>													
RPI	S	Opponent	Score	RPI	S	Opponent	Score	RPI	S	Opponent	Score		
						93 A New Mexico		0	3	111 N Duquesne		0	3
						93 A New Mexico		0	3	111 N Duquesne		0	3
										203 A La.-Lafayette		0	3
										240 A Southeastern La.		0	3
										252 N Weber St.		0	3
										263 A Jackson St.		0	3
										263 A Jackson St.		0	3
										263 H Jackson St.		0	3
										272 N Tex.-Pan American		0	3
										287 A Prairie View		2	3
										287 H Prairie View		2	3
										288 A Texas Southern		0	3
										288 H Texas Southern		1	3
										301 A New Orleans		0	3
										301 H New Orleans		1	3
										305 N Louisiana Tech		0	3
										311 H Ark.-Pine Bluff		3	2
										311 H Ark.-Pine Bluff		1	3
										319 A Mississippi Val.		0	3
										319 H Mississippi Val.		1	3
				328 H Grambling		3	0						
				330 A Alcorn		3	0						
				LAST 10 GAMES									
				288 A Texas Southern		0	3	287 H Prairie View		2	3		
				287 A Prairie View		2	3	263 A Jackson St.		0	3		
				328 H Grambling		3	0	319 H Mississippi Val.		1	3		
				311 H Ark.-Pine Bluff		1	3	311 H Ark.-Pine Bluff		3	2		
				301 H New Orleans		1	3	288 H Texas Southern		1	3		

Non-Div. I Games:

Southern U.

Average RPI Win: 329		WON-LOST RECORD		WINNING PCT. RANK		LAST 10 GAMES		STRENGTH OF SCHEDULE		OPP. STRENGTH OF SCHEDULE		TEAM RPI		ADJ RPI		CONF. RPI		ADJ CONF. RPI	
DIV. I ONLY		1- 30		.03226 327		0- 10		295		305		324		.21102 325		26		28	
DIV. I NON-CONF.		1- 13		.07143 313		0- 0		322		328		327		.23924 325		29		29	
TOTALS		RPI 1-25		RPI 26-50		W-L RECORDS		RPI 51-100		RPI 101-150		RPI 150+							
1- 30		0- 0		0- 0		OVERALL		0- 0		0- 1		1- 29							
0- 10		0- 0		0- 0		HOME		0- 0		0- 0		0- 10							
0- 14		0- 0		0- 0		AWAY		0- 0		0- 1		0- 13							
1- 6		0- 0		0- 0		NEUTRAL		0- 0		0- 0		1- 6							
1- 13		0- 0		0- 0		NON-CONFERENCE		0- 0		0- 1		1- 12							
0- 1		0- 0		0- 0		HOME		0- 0		0- 0		0- 1							
0- 6		0- 0		0- 0		AWAY		0- 0		0- 1		0- 5							
1- 6		0- 0		0- 0		NEUTRAL		0- 0		0- 0		1- 6							
0- 17		0- 0		0- 0		CONFERENCE		0- 0		0- 0		0- 17							
0- 9		0- 0		0- 0		HOME		0- 0		0- 0		0- 9							
0- 8		0- 0		0- 0		AWAY		0- 0		0- 0		0- 8							
0- 0		0- 0		0- 0		NEUTRAL		0- 0		0- 0		0- 0							
RPI S	Opponent	Score		RPI S	Opponent	Score		RPI S	Opponent	Score		RPI S	Opponent	Score					
												105 A	Seton Hall	0	3				
												158 N	Northern Ky.	0	3				
												165 N	UMES	0	3				
												177 A	Siena	0	3				
												177 H	Siena	0	3				
												180 A	Fairfield	0	3				
												180 H	Fairfield	0	3				
												184 A	West Virginia	0	3				
												190 A	Canisius	0	3				
												190 H	Canisius	0	3				
												207 A	Niagara	1	3				
												207 H	Niagara	0	3				
												245 A	Loyola Maryland	0	3				
												245 H	Loyola Maryland	0	3				
												260 H	Manhattan	1	3				
												266 A	Iona	0	3				
												266 H	Iona	0	3				
												270 N	Radford	0	3				
												271 A	Western Caro.	0	3				
												278 A	NJIT	0	3				
												282 A	Marist	0	3				
						LAST 10 GAMES						282 H	Marist	2	3				
						190 A Canisius		0	3			290 A	Rider	0	3				
						207 A Niagara		1	3			290 H	Rider	0	3				
						177 A Siena		0	3			299 A	Lafayette	1	3				
						282 A Marist		0	3			302 N	Wright St.	1	3				
						266 H Iona		0	3			313 N	Fairleigh Dickinson	1	3				

Non-Div. I Games:

Saint Peter's

RPI	S	Opponent	Score	
314	N	Delaware St.	0	3
323	A	St. Francis (NY)	0	3
326	H	Providence	1	3
329	N	N.C. A&T	3	1

Saint Peter's

S  
a  
i  
n  
t  
P  
e  
t  
e  
r  
'  
s

S  
a  
i  
n  
t  
P  
e  
t  
e  
r  
'  
s

[illegible]

**Non-Div. I Games:**

## Providence

Providence

Average RPI Win:	0		WON-LOST		WINNING		LAST 10		STRENGTH OF		OPP. STRENGTH		TEAM		ADJ		CONF.		ADJ CONF.
Average RPI Loss:	232		RECORD		PCT. RANK		GAMES		SCHEDULE		OF SCHEDULE		RPI		RPI		RPI		RPI
DIV. I ONLY			0- 31		0 328		0- 10		312		297		327		.20308		327		32
DIV. I NON-CONF.			0- 22		0 318		0- 5		290		252		324		.25926		324		32
<hr/>																			
TOTALS		RPI 1-25		RPI 26-50		W-L RECORDS		RPI 51-100		RPI 101-150		RPI 150+							
0- 31		0- 0		0- 0		OVERALL		0- 5		0- 1		0- 25							
0- 13		0- 0		0- 0		HOME		0- 1		0- 0		0- 12							
0- 10		0- 0		0- 0		AWAY		0- 2		0- 0		0- 8							
0- 8		0- 0		0- 0		NEUTRAL		0- 2		0- 1		0- 5							
0- 22		0- 0		0- 0		NON-CONFERENCE		0- 5		0- 1		0- 16							
0- 7		0- 0		0- 0		HOME		0- 1		0- 0		0- 6							
0- 7		0- 0		0- 0		AWAY		0- 2		0- 0		0- 5							
0- 8		0- 0		0- 0		NEUTRAL		0- 2		0- 1		0- 5							
0- 9		0- 0		0- 0		CONFERENCE		0- 0		0- 0		0- 9							
0- 6		0- 0		0- 0		HOME		0- 0		0- 0		0- 6							
0- 3		0- 0		0- 0		AWAY		0- 0		0- 0		0- 3							
0- 0		0- 0		0- 0		NEUTRAL		0- 0		0- 0		0- 0							
RPI	S	Opponent	Score	RPI	S	Opponent	Score	RPI	S	Opponent	Score	RPI	S	Opponent	Score	RPI	S	Opponent	Score
								52	N	Missouri	0 3	146	N	Valparaiso	0 3				
								58	N	Wisconsin	0 3	154	N	Stephen F. Austin	0 3				
								83	A	Morehead St.	0 3	165	H	UMES	0 3				
								87	A	Ga. Southern	0 3	187	N	South Ala.	0 3				
								93	H	New Mexico	0 3	212	H	Kennesaw St.	0 3				
												219	A	Texas-Arlington	0 3				
												225	A	Florida A&M	0 3				
												225	H	Florida A&M	0 3				
												244	N	Jacksonville	0 3				
												247	H	Southern Utah	0 3				
												257	H	UNC Asheville	0 3				
												259	A	USC Upstate	0 3				
												272	N	Tex.-Pan American	0 3				
												295	A	Charleston So.	0 3				
												295	H	Charleston So.	0 3				
												295	N	Charleston So.	0 3				
												298	A	South Carolina St.	0 3				
												298	H	South Carolina St.	1 3				
												306	A	Citadel	0 3				
												306	H	Citadel	0 3				
												309	H	N.C. Central	0 3				
												312	H	Alabama St.	0 3				
												316	A	Stetson	0 3				
												322	A	Bethune-Cookman	0 3				
												322	H	Bethune-Cookman	1 3				
												329	H	N.C. A&T	0 3				
												298	N	Charleston So.	0 3				
												312	H	Alabama St.	0 3				
												329	H	N.C. A&T	0 3				
												306	A	Citadel	0 3				
												322	A	Bethune-Cookman	0 3				
												309	H	N.C. Central	0 3				
												312	H	Alabama St.	0 3				
												316	A	Stetson	0 3				
												322	A	Bethune-Cookman	0 3				
												322	H	Bethune-Cookman	1 3				
												329	H	N.C. A&T	0 3				
												298	N	Charleston So.	0 3				
												312	H	Alabama St.	0 3				
												316	A	Stetson	0 3				
												322	A	Bethune-Cookman	0 3				
												322	H	Bethune-Cookman	1 3				
												329	H	N.C. A&T	0 3				
												298	N	Charleston So.	0 3				
												312	H	Alabama St.	0 3				
												316	A	Stetson	0 3				
												322	A	Bethune-Cookman	0 3				
												322	H	Bethune-Cookman	1 3				
												329	H	N.C. A&T	0 3				
												298	N	Charleston So.	0 3				
												312	H	Alabama St.	0 3				
												316	A	Stetson	0 3				
												322	A	Bethune-Cookman	0 3				
												322	H	Bethune-Cookman	1 3				
												329	H	N.C. A&T	0 3				
												298	N	Charleston So.	0 3				
												312	H	Alabama St.	0 3				
												316	A	Stetson	0 3				
												322	A	Bethune-Cookman	0 3				
												322	H	Bethune-Cookman	1 3				
												329	H	N.C. A&T	0 3				
												298	N	Charleston So.	0 3				
												312	H	Alabama St.	0 3				
												316	A	Stetson	0 3				
												322	A	Bethune-Cookman	0 3				
												322	H	Bethune-Cookman	1 3				
												329	H	N.C. A&T	0 3				
												298	N	Charleston So.	0 3				
												312	H	Alabama St.	0 3				
												316	A	Stetson	0 3				
												322	A	Bethune-Cookman	0 3				
												322	H	Bethune-Cookman	1 3				
												329	H	N.C. A&T	0 3				
												298	N	Charleston So.	0 3				
												312	H	Alabama St.	0 3				
												316	A	Stetson	0 3				
												322	A	Bethune-Cookman	0 3				
												322	H	Bethune-Cookman	1 3				
												329	H	N.C. A&T	0 3				
												298	N	Charleston So.	0 3				
												312	H	Alabama St.	0 3				
												316	A	Stetson	0 3				
												322	A	Bethune-Cookman	0 3				
												322	H	Bethune-Cookman	1 3				
												329	H	N.C. A&T	0 3				
												298	N	Charleston So.	0 3				
												312	H	Alabama St.	0 3				
												316	A	Stetson	0 3				
												322	A	Bethune-Cookman	0 3				
												322	H	Bethune-Cookman	1 3				
												329	H	N.C. A&T	0 3				
												298	N	Charleston So.	0 3				
												312	H	Alabama St.	0 3				
												316	A	Stetson	0 3				
												322	A	Bethune-Cookman	0 3				
												322	H	Bethune-Cookman	1 3				
												329	H	N.C. A&T	0 3				
												298	N	Charleston So.	0 3				
												312	H	Alabama St.	0 3				
												316	A	Stetson	0 3				
												322	A	Bethune-Cookman	0 3				
												322	H	Bethune-Cookman	1 3				
												329	H	N.C. A&T	0 3				
												298	N	Charleston So.	0 3				
												312	H	Alabama St.	0 3				
												316	A	Stetson	0 3				
												322	A	Bethune-Cookman	0				

**Non-Div. I Games:**

Savannah St.

Average RPI Win: 330		WON-LOST	WINNING	LAST 10	STRENGTH OF		OPP. STRENGTH	TEAM	ADJ	CONF.	ADJ CONF.
Average RPI Loss: 283		RECORD	PCT. RANK	GAMES	SCHEDULE		OF SCHEDULE	RPI	RPI	RPI	RPI
DIV. I ONLY		1- 17	.05556	323	1- 9		328	328	329	.18237	328
DIV. I NON-CONF.		0- 4	0	318	0- 2		329	181	329	.21452	329
TOTALS		RPI 1-25	RPI 26-50		W-L RECORDS		RPI 51-100		RPI 101-150		RPI 150+
1- 17	0- 0	0- 0		OVERALL		0- 0		0- 0		1- 17	
0- 7	0- 0	0- 0		HOME		0- 0		0- 0		0- 7	
1- 8	0- 0	0- 0		AWAY		0- 0		0- 0		1- 8	
0- 2	0- 0	0- 0		NEUTRAL		0- 0		0- 0		0- 2	
0- 4	0- 0	0- 0		NON-CONFERENCE		0- 0		0- 0		0- 4	
0- 2	0- 0	0- 0		HOME		0- 0		0- 0		0- 2	
0- 2	0- 0	0- 0		AWAY		0- 0		0- 0		0- 2	
0- 0	0- 0	0- 0		NEUTRAL		0- 0		0- 0		0- 0	
1- 13	0- 0	0- 0		CONFERENCE		0- 0		0- 0		1- 13	
0- 5	0- 0	0- 0		HOME		0- 0		0- 0		0- 5	
1- 6	0- 0	0- 0		AWAY		0- 0		0- 0		1- 6	
0- 2	0- 0	0- 0		NEUTRAL		0- 0		0- 0		0- 2	
RPI S	Opponent	Score	RPI S	Opponent	Score	RPI S	Opponent	Score	RPI S	Opponent	Score
									188 H	Nicholls St.	0 3
									240 A	Southeastern La.	0 3
									251 H	La.-Monroe	0 3
									263 A	Jackson St.	0 3
									263 H	Jackson St.	0 3
									263 N	Jackson St.	0 3
									287 A	Prairie View	0 3
									287 H	Prairie View	0 3
									288 A	Texas Southern	0 3
									288 H	Texas Southern	0 3
									305 A	Louisiana Tech	0 3
									311 A	Ark.-Pine Bluff	0 3
									311 H	Ark.-Pine Bluff	1 3
									312 N	Alabama St.	0 3
									319 A	Mississippi Val.	0 3
									319 H	Mississippi Val.	2 3
									324 A	Southern U.	0 3
									330 A	Alcorn	3 0
LAST 10 GAMES											
						330 A	Alcorn	3 0	319 A	Mississippi Val.	0 3
						263 H	Jackson St.	0 3	240 A	Southeastern La.	0 3
						311 H	Ark.-Pine Bluff	1 3	312 N	Alabama St.	0 3
						288 H	Texas Southern	0 3	263 N	Jackson St.	0 3
						324 A	Southern U.	0 3	188 H	Nicholls St.	0 3

Non-Div. I Games: Wiley 0 3 Wiley 0 3

Grambling

Average RPI Win: 327		WON-LOST RECORD		WINNING PCT. RANK		LAST 10 GAMES		STRENGTH OF SCHEDULE		OPP. STRENGTH OF SCHEDULE		TEAM RPI		ADJ RPI		CONF. RPI		ADJ CONF. RPI	
Average RPI Loss: 259																			
DIV. I ONLY		1- 29		.03333 326		1- 9		323		320		328		.17658 329		32		32	
DIV. I NON-CONF.		0- 20		0 318		0- 2		302		309		326		.23004 327		32		32	
TOTALS		RPI 1-25		RPI 26-50		W-L RECORDS		RPI 51-100		RPI 101-150		RPI 150+							
1- 29		0- 0		0- 0		OVERALL		0- 0		0- 0		1- 29							
0- 7		0- 0		0- 0		HOME		0- 0		0- 0		0- 7							
1- 13		0- 0		0- 0		AWAY		0- 0		0- 0		1- 13							
0- 9		0- 0		0- 0		NEUTRAL		0- 0		0- 0		0- 9							
0- 20		0- 0		0- 0		NON-CONFERENCE		0- 0		0- 0		0- 20							
0- 3		0- 0		0- 0		HOME		0- 0		0- 0		0- 3							
0- 8		0- 0		0- 0		AWAY		0- 0		0- 0		0- 8							
0- 9		0- 0		0- 0		NEUTRAL		0- 0		0- 0		0- 9							
1- 9		0- 0		0- 0		CONFERENCE		0- 0		0- 0		1- 9							
0- 4		0- 0		0- 0		HOME		0- 0		0- 0		0- 4							
1- 5		0- 0		0- 0		AWAY		0- 0		0- 0		1- 5							
0- 0		0- 0		0- 0		NEUTRAL		0- 0		0- 0		0- 0							
RPI S	Opponent	Score		RPI S	Opponent	Score		RPI S	Opponent	Score		RPI S	Opponent	Score					
												158 N	Northern Ky.	1	3				
												159 H	High Point	1	3				
												174 N	North Florida	1	3				
												178 N	American	0	3				
												193 H	Wofford	1	3				
												202 A	UNC Greensboro	0	3				
												205 N	Youngstown St.	0	3				
												223 A	Elon	0	3				
												225 A	Florida A&M	0	3				
												225 H	Florida A&M	0	3				
												248 N	Mercer	1	3				
												256 A	Winthrop	0	3				
												257 N	UNC Asheville	0	3				
												270 H	Radford	0	3				
												271 A	Western Caro.	0	3				
												279 A	Appalachian St.	0	3				
												281 A	Coppin St.	1	3				
												292 A	Gardner-Webb	0	3				
												294 H	Norfolk St.	2	3				
												298 A	South Carolina St.	1	3				
												306 A	Citadel	0	3				
												308 A	Campbell	2	3				
												309 A	N.C. Central	1	3				
												309 H	N.C. Central	2	3				
												310 N	Bryant	2	3				
												315 N	Chicago St.	1	3				
												322 A	Bethune-Cookman	2	3				
LAST 10 GAMES																			
												322 A	Bethune-Cookman	2	3				
												327 A	Savannah St.	3	0				
												298 A	South Carolina St.	1	3				
												270 H	Radford	0	3				
												225 H	Florida A&M	0	3				
												322 H	Bethune-Cookman	2	3				

Non-Div. I Games:

N.C. A&amp;T



N.C. A&T

Average RPI Win:		0	WON-LOST		WINNING		LAST 10		STRENGTH OF		OPP. STRENGTH		TEAM		ADJ		CONF.		ADJ CONF.				
Average RPI Loss:		289	RECORD		PCT. RANK		GAMES		SCHEDULE		OF SCHEDULE		RPI		RPI		RPI		RPI				
DIV. I ONLY			0- 19		0	328	0- 7		329		326		330		.1277	330	33		33				
DIV. I NON-CONF.			0- 8		0	318	0- 1		327		320		328		.20192	330	33		33				
TOTALS		RPI 1-25		RPI 26-50		W-L RECORDS		RPI 51-100		RPI 101-150		RPI 150+											
0- 19		0- 0		0- 0		OVERALL		0- 0		0- 1		0- 18											
0- 8		0- 0		0- 0		HOME		0- 0		0- 0		0- 8											
0- 7		0- 0		0- 0		AWAY		0- 0		0- 1		0- 6											
0- 4		0- 0		0- 0		NEUTRAL		0- 0		0- 0		0- 4											
0- 8		0- 0		0- 0		NON-CONFERENCE		0- 0		0- 1		0- 7											
0- 1		0- 0		0- 0		HOME		0- 0		0- 0		0- 1											
0- 3		0- 0		0- 0		AWAY		0- 0		0- 1		0- 2											
0- 4		0- 0		0- 0		NEUTRAL		0- 0		0- 0		0- 4											
0- 11		0- 0		0- 0		CONFERENCE		0- 0		0- 0		0- 11											
0- 7		0- 0		0- 0		HOME		0- 0		0- 0		0- 7											
0- 4		0- 0		0- 0		AWAY		0- 0		0- 0		0- 4											
0- 0		0- 0		0- 0		NEUTRAL		0- 0		0- 0		0- 0											
RPI	S	Opponent		Score		RPI	S	Opponent		Score		RPI	S	Opponent		Score							
														109	A	Samford	0	3					
														241	A	Chattanooga	0	3					
														259	N	USC Upstate	0	3					
														263	H	Jackson St.	0	3					
														292	N	Gardner-Webb	0	3					
														293	A	Alabama A&M	0	3					
														293	H	Alabama A&M	0	3					
														301	A	New Orleans	0	3					
														301	H	New Orleans	0	3					
														303	N	Tennessee Tech	0	3					
														303	N	Tennessee Tech	0	3					
														311	A	Ark.-Pine Bluff	0	3					
														311	H	Ark.-Pine Bluff	0	3					
														312	A	Alabama St.	0	3					
														312	H	Alabama St.	0	3					
														319	A	Mississippi Val.	0	3					
														319	H	Mississippi Val.	0	3					
														324	H	Southern U.	0	3					
														328	H	Grambling	0	3					
LAST 10 GAMES																							
						319	H	Mississippi Val.	0	3	319	A	Mississippi Val.	0	3								
						328	H	Grambling	0	3	301	A	New Orleans	0	3								
						312	H	Alabama St.	0	3	324	H	Southern U.	0	3								
						293	H	Alabama A&M	0	3	312	A	Alabama St.	0	3								
						311	A	Ark.-Pine Bluff	0	3	293	A	Alabama A&M	0	3								
Non-Div. I Games:		Belhaven		0	3	Rust		3	0	Belhaven		0	3	Southern-N.O.		1	3						
		Dillard		0	3	Mississippi Col.		0	3							Alcorn							