

Average RPI Win:		52	WON-LOST		WINNING		LAST 10		STRENGTH OF		OPP. STRENGTH		TEAM	ADJ		CONF.		ADJ CONF.						
Average RPI Loss:		10	RECORD		PCT. RANK		GAMES		SCHEDULE		OF SCHEDULE		RPI	RPI		RPI		RPI						
DIV. I ONLY			20- 2		.90909		5		10- 0		1		5		1		.75438		1		1		1	
DIV. I NON-CONF.			8- 2		.8		47		0- 0		2		8		3		.71484		3		2		2	
TOTALS		RPI 1-25		RPI 26-50		W-L RECORDS		RPI 51-100		RPI 101-150		RPI 150+												
20- 2		5- 2		9- 0		OVERALL		3- 0		2- 0		1- 0												
11- 0		3- 0		5- 0		HOME		2- 0		0- 0		1- 0												
6- 2		1- 2		3- 0		AWAY		1- 0		1- 0		0- 0												
3- 0		1- 0		1- 0		NEUTRAL		0- 0		1- 0		0- 0												
8- 2		1- 2		3- 0		NON-CONFERENCE		2- 0		1- 0		1- 0												
4- 0		0- 0		1- 0		HOME		2- 0		0- 0		1- 0												
1- 2		0- 2		1- 0		AWAY		0- 0		0- 0		0- 0												
3- 0		1- 0		1- 0		NEUTRAL		0- 0		1- 0		0- 0												
12- 0		4- 0		6- 0		CONFERENCE		1- 0		1- 0		0- 0												
7- 0		3- 0		4- 0		HOME		0- 0		0- 0		0- 0												
5- 0		1- 0		2- 0		AWAY		1- 0		1- 0		0- 0												
0- 0		0- 0		0- 0		NEUTRAL		0- 0		0- 0		0- 0												
RPI	S	Opponent		Score		RPI	S	Opponent		Score		RPI	S	Opponent		Score								
2	A	Penn St.		2	3	27	A	St. Mary's (CA)		3	1	66	A	Utah		3	1	124	A	Washington St.		3	2	
5	H	UCLA		3	2	27	N	St. Mary's (CA)		3	0	68	H	San Francisco		3	0	142	N	Albany (NY)		3	0	
6	H	Oregon		3	2	37	H	Santa Clara		3	0	71	H	Pacific		3	0	158	H	Loyola Chicago		3	1	
11	N	Florida		3	1	41	H	California		3	0													
13	H	Southern California		3	0	43	H	Oregon St.		3	0													
14	A	Washington		3	2	44	A	Arizona St.		3	1													
18	A	Hawaii		1	3	44	H	Arizona St.		3	1													
						48	A	Arizona		3	1													
						48	H	Arizona		3	0													
LAST 10 GAMES																								
						44	H	Arizona St.		3	1							13	H	Southern California		3	0	
						48	H	Arizona		3	0							43	H	Oregon St.		3	0	
						124	A	Washington St.		3	2							6	H	Oregon		3	2	
						14	A	Washington		3	2	44	A	Arizona St.		3	1							
						5	H	UCLA		3	2	48	A	Arizona		3	1							

Non-Div. I Games:

Stanford

Average RPI Win:	76	WON-LOST	WINNING	LAST 10	STRENGTH OF	OPP. STRENGTH	TEAM	ADJ	CONF.	ADJ CONF.		
Average RPI Loss:	23	RECORD	PCT. RANK	GAMES	SCHEDULE	OF SCHEDULE	RPI	RPI	RPI	RPI		
DIV. I ONLY		21- 2	.91304	2	9- 1	11	7	2	.73159	2	2	2
DIV. I NON-CONF.		10- 1	.90909	17	0- 0	11	24	5	.70549	5	1	1
<hr/>												
TOTALS	RPI 1-25	RPI 26-50		W-L RECORDS		RPI 51-100		RPI 101-150		RPI 150+		
21- 2	7- 1	4- 1		OVERALL		2- 0		5- 0		3- 0		
9- 0	4- 0	0- 0		HOME		0- 0		4- 0		1- 0		
8- 1	3- 1	3- 0		AWAY		1- 0		1- 0		0- 0		
4- 1	0- 0	1- 1		NEUTRAL		1- 0		0- 0		2- 0		
10- 1	3- 0	1- 1		NON-CONFERENCE		1- 0		2- 0		3- 0		
5- 0	2- 0	0- 0		HOME		0- 0		2- 0		1- 0		
1- 0	1- 0	0- 0		AWAY		0- 0		0- 0		0- 0		
4- 1	0- 0	1- 1		NEUTRAL		1- 0		0- 0		2- 0		
11- 1	4- 1	3- 0		CONFERENCE		1- 0		3- 0		0- 0		
4- 0	2- 0	0- 0		HOME		0- 0		2- 0		0- 0		
7- 1	2- 1	3- 0		AWAY		1- 0		1- 0		0- 0		
0- 0	0- 0	0- 0		NEUTRAL		0- 0		0- 0		0- 0		
RPI	S	Opponent	Score	RPI	S	Opponent	Score	RPI	S	Opponent	Score	
1	H	Stanford	3 2	31	A	Michigan	3 2	59	A	Wisconsin	3 0	
3	A	Nebraska	2 3	33	N	Western Ky.	3 0	92	N	Morehead St.	3 0	
3	H	Nebraska	3 1	35	A	Illinois	3 2			Indiana	3 1	
4	H	Texas	3 0	38	A	Northwestern	3 0			Duquesne	3 0	
7	A	Louisville	3 0	43	N	Oregon St.	2 3			Iowa	3 0	
8	A	Minnesota	3 0							Iowa	3 1	
20	A	Ohio St.	3 0							Portland	3 0	
21	H	Purdue	3 0							Ill.-Chicago	3 0	
										DePaul	3 0	
										Eastern Ill.	3 0	
<hr/>												
LAST 10 GAMES												
		3 A Nebraska	2 3	21		H Purdue	3 0					
		110 A Iowa	3 0	35		A Illinois	3 2					
		31 A Michigan	3 2	38		A Northwestern	3 0					
		20 A Ohio St.	3 0	8		A Minnesota	3 0					
		107 H Indiana	3 1	59		A Wisconsin	3 0					

Average RPI Win:	63	WON-LOST RECORD	WINNING PCT. RANK	LAST 10 GAMES	STRENGTH OF SCHEDULE	OPP. STRENGTH OF SCHEDULE	TEAM RPI	ADJ RPI	CONF. RPI	ADJ CONF. RPI		
DIV. I ONLY		18- 3	.85714	15	9- 1	8	1	4	.72679	3	2	2
DIV. I NON-CONF.		8- 1	.88889	23	0- 0	29	6	8	.69324	6	1	1
<hr/>												
TOTALS	RPI 1-25	RPI 26-50		W-L RECORDS		RPI 51-100		RPI 101-150		RPI 150+		
18- 3	7- 2	4- 1		OVERALL		1- 0		4- 0		2- 0		
11- 1	5- 1	3- 0		HOME		1- 0		1- 0		1- 0		
6- 2	2- 1	1- 1		AWAY		0- 0		3- 0		0- 0		
1- 0	0- 0	0- 0		NEUTRAL		0- 0		0- 0		1- 0		
<hr/>												
8- 1	3- 0	1- 1		NON-CONFERENCE		0- 0		2- 0		2- 0		
6- 0	3- 0	1- 0		HOME		0- 0		1- 0		1- 0		
1- 1	0- 0	0- 1		AWAY		0- 0		1- 0		0- 0		
1- 0	0- 0	0- 0		NEUTRAL		0- 0		0- 0		1- 0		
<hr/>												
10- 2	4- 2	3- 0		CONFERENCE		1- 0		2- 0		0- 0		
5- 1	2- 1	2- 0		HOME		1- 0		0- 0		0- 0		
5- 1	2- 1	1- 0		AWAY		0- 0		2- 0		0- 0		
0- 0	0- 0	0- 0		NEUTRAL		0- 0		0- 0		0- 0		
<hr/>												
RPI S	Opponent	Score		RPI S	Opponent	Score		RPI S	Opponent	Score		
2 A	Penn St.	1	3	28 A	Iowa St.	1	3	59 H	Wisconsin	3	0	
2 H	Penn St.	3	2	31 H	Michigan	3	1			107 A	Indiana	3 2
5 H	UCLA	3	2	34 H	Notre Dame	3	0			109 H	Duquesne	3 0
8 H	Minnesota	3	1	35 A	Illinois	3	0			110 A	Iowa	3 0
15 H	Kentucky	3	1	46 H	Michigan St.	3	0			123 A	UC Irvine	3 0
20 A	Ohio St.	3	1							166 H	Saint Louis	3 0
20 H	Ohio St.	1	3							217 N	Colgate	3 0
21 A	Purdue	3	0									
25 H	Oklahoma	3	0									
<hr/>												
LAST 10 GAMES												
	2 H Penn St.	3	2		59 H Wisconsin	3	0					
	20 H Ohio St.	1	3		107 A Indiana	3	2					
	35 A Illinois	3	0		21 A Purdue	3	0					
	110 A Iowa	3	0		31 H Michigan	3	1					
	8 H Minnesota	3	1		46 H Michigan St.	3	0					

Non-Div. I Games:

Nebraska

Average RPI Win: 67		WON-LOST	WINNING	LAST 10	STRENGTH OF		OPP. STRENGTH	TEAM	ADJ	CONF.	ADJ CONF.
Average RPI Loss: 15		RECORD	PCT. RANK	GAMES	SCHEDULE		OF SCHEDULE	RPI	RPI	RPI	RPI
DIV. I ONLY		18- 3	.85714	15	7		2	3	.72404	4	3
DIV. I NON-CONF.		8- 3	.72727	68	12		1	13	.67663	11	3
TOTALS		RPI 1-25	RPI 26-50		W-L RECORDS		RPI 51-100		RPI 101-150		RPI 150+
18- 3		8- 2	1- 1		OVERALL		6- 0		0- 0		3- 0
11- 2		4- 1	1- 1		HOME		4- 0		0- 0		2- 0
6- 1		3- 1	0- 0		AWAY		2- 0		0- 0		1- 0
1- 0		1- 0	0- 0		NEUTRAL		0- 0		0- 0		0- 0
8- 3		4- 2	0- 1		NON-CONFERENCE		2- 0		0- 0		2- 0
6- 2		2- 1	0- 1		HOME		2- 0		0- 0		2- 0
1- 1		1- 1	0- 0		AWAY		0- 0		0- 0		0- 0
1- 0		1- 0	0- 0		NEUTRAL		0- 0		0- 0		0- 0
10- 0		4- 0	1- 0		CONFERENCE		4- 0		0- 0		1- 0
5- 0		2- 0	1- 0		HOME		2- 0		0- 0		0- 0
5- 0		2- 0	0- 0		AWAY		2- 0		0- 0		1- 0
0- 0		0- 0	0- 0		NEUTRAL		0- 0		0- 0		0- 0
RPI S	Opponent	Score		RPI S	Opponent	Score		RPI S	Opponent	Score	
2 A	Penn St.	0	3	28 H	Iowa St.	3	2	62 A	Baylor	3	0
7 A	Louisville	3	2	35 H	Illinois	2	3	62 H	Baylor	3	1
8 H	Minnesota	3	1					69 H	TCU	3	0
8 H	Minnesota	1	3					76 H	LSU	3	0
10 H	Kansas	3	0					87 A	Texas Tech	3	0
11 N	Florida	3	0					90 H	Cincinnati	3	0
12 A	Kansas St.	3	0								
22 H	San Diego	3	0								
25 A	Oklahoma	3	0								
25 H	Oklahoma	3	0								
				LAST 10 GAMES							
				25 A	Oklahoma	3	0	12 A	Kansas St.	3	0
				62 H	Baylor	3	1	69 H	TCU	3	0
				28 H	Iowa St.	3	2	87 A	Texas Tech	3	0
				10 H	Kansas	3	0	62 A	Baylor	3	0
				7 A	Louisville	3	2	25 H	Oklahoma	3	0

Non-Div. I Games:

Texas

Average RPI Win:	62	WON-LOST RECORD	WINNING PCT. RANK	LAST 10 GAMES	STRENGTH OF SCHEDULE	OPP. STRENGTH OF SCHEDULE	TEAM RPI	ADJ RPI	CONF. RPI	ADJ CONF. RPI		
Average RPI Loss:	8											
DIV. I ONLY		17- 4	.80952	26	8- 2	3	10	5	.71202	5	1	1
DIV. I NON-CONF.		8- 1	.88889	23	0- 0	1	22	1	.74272	1	2	2
<hr/>												
TOTALS	RPI 1-25	RPI 26-50		W-L RECORDS		RPI 51-100		RPI 101-150		RPI 150+		
17- 4	2- 4	8- 0		OVERALL		4- 0		3- 0		0- 0		
8- 0	1- 0	4- 0		HOME		2- 0		1- 0		0- 0		
5- 4	1- 4	2- 0		AWAY		1- 0		1- 0		0- 0		
4- 0	0- 0	2- 0		NEUTRAL		1- 0		1- 0		0- 0		
8- 1	1- 1	4- 0		NON-CONFERENCE		2- 0		1- 0		0- 0		
1- 0	0- 0	1- 0		HOME		0- 0		0- 0		0- 0		
3- 1	1- 1	1- 0		AWAY		1- 0		0- 0		0- 0		
4- 0	0- 0	2- 0		NEUTRAL		1- 0		1- 0		0- 0		
9- 3	1- 3	4- 0		CONFERENCE		2- 0		2- 0		0- 0		
7- 0	1- 0	3- 0		HOME		2- 0		1- 0		0- 0		
2- 3	0- 3	1- 0		AWAY		0- 0		1- 0		0- 0		
0- 0	0- 0	0- 0		NEUTRAL		0- 0		0- 0		0- 0		
RPI	S	Opponent	Score	RPI	S	Opponent	Score	RPI	S	Opponent	Score	
1	A	Stanford	2 3	29	H	Pepperdine	3 0	66	H	Utah	3 0	
3	A	Nebraska	2 3	34	N	Notre Dame	3 1	72	H	Colorado	3 0	
13	A	Southern California	1 3	41	A	California	3 0	83	A	UC Santa Barbara	3 1	
14	A	Washington	2 3	42	A	Colorado St.	3 2	98	N	Northeastern	3 0	
14	H	Washington	3 1	43	H	Oregon St.	3 0					
18	A	Hawaii	3 1	44	H	Arizona St.	3 0					
				48	H	Arizona	3 0					
				50	N	San Diego St.	3 0					
				LAST 10 GAMES								
				14	H	Washington	3 1	1	A	Stanford	2 3	
				124	H	Washington St.	3 0	48	H	Arizona	3 0	
				72	H	Colorado	3 0	44	H	Arizona St.	3 0	
				66	H	Utah	3 0	124	A	Washington St.	3 0	
				41	A	California	3 0	14	A	Washington	2 3	

Non-Div. I Games:

UCLA

Average RPI Win:	78	WON-LOST RECORD	WINNING PCT. RANK	LAST 10 GAMES	STRENGTH OF SCHEDULE	OPP. STRENGTH OF SCHEDULE	TEAM RPI	ADJ RPI	CONF. RPI	ADJ CONF. RPI		
Average RPI Loss:	1	20- 1	.95238	1	9- 1	36	8	6	.70659	6	1	1
DIV. I ONLY		9- 0	1	1	0- 0	87	17	9	.67658	12	2	2
DIV. I NON-CONF.												
<hr/>												
TOTALS	RPI 1-25	RPI 26-50		W-L RECORDS		RPI 51-100		RPI 101-150		RPI 150+		
20- 1	4- 1	6- 0		OVERALL		6- 0		1- 0		3- 0		
7- 0	1- 0	2- 0		HOME		3- 0		1- 0		0- 0		
9- 1	2- 1	4- 0		AWAY		3- 0		0- 0		0- 0		
4- 0	1- 0	0- 0		NEUTRAL		0- 0		0- 0		3- 0		
9- 0	2- 0	2- 0		NON-CONFERENCE		2- 0		0- 0		3- 0		
2- 0	0- 0	1- 0		HOME		1- 0		0- 0		0- 0		
3- 0	1- 0	1- 0		AWAY		1- 0		0- 0		0- 0		
4- 0	1- 0	0- 0		NEUTRAL		0- 0		0- 0		3- 0		
11- 1	2- 1	4- 0		CONFERENCE		4- 0		1- 0		0- 0		
5- 0	1- 0	1- 0		HOME		2- 0		1- 0		0- 0		
6- 1	1- 1	3- 0		AWAY		2- 0		0- 0		0- 0		
0- 0	0- 0	0- 0		NEUTRAL		0- 0		0- 0		0- 0		
RPI S	Opponent	Score	RPI S	Opponent	Score	RPI S	Opponent	Score	RPI S	Opponent	Score	
1 A	Stanford	2 3	27 H	St. Mary's (CA)	3 0	66 A	Utah	3 0	124 H	Washington St.	3 0	
13 A	Southern California	3 0	41 A	California	3 1	66 H	Utah	3 0	205 N	Houston	3 0	
14 H	Washington	3 1	43 H	Oregon St.	3 0	72 A	Colorado	3 0	210 N	Toledo	3 0	
15 N	Kentucky	3 0	44 A	Arizona St.	3 0	72 H	Colorado	3 0	259 N	Western Caro.	3 0	
20 A	Ohio St.	3 2	48 A	Arizona	3 0	79 A	Portland St.	3 0				
			49 A	Ohio	3 1	83 H	UC Santa Barbara	3 1				
			LAST 10 GAMES									
			66 A Utah 3 0			124 H Washington St. 3 0						
			72 A Colorado 3 0			1 A Stanford 2 3						
			44 A Arizona St. 3 0			41 A California 3 1						
			48 A Arizona 3 0			72 H Colorado 3 0						
			14 H Washington 3 1			66 H Utah 3 0						

Non-Div. I Games:

Oregon

Average RPI Win:		98	WON-LOST RECORD		WINNING PCT. RANK		LAST 10 GAMES		STRENGTH OF SCHEDULE		OPP. STRENGTH OF SCHEDULE		TEAM RPI		ADJ RPI		CONF. RPI		ADJ CONF. RPI								
DIV. I ONLY			21- 3		.875		10		9		47		7		.70273		7		8								
DIV. I NON-CONF.			11- 2		.84615		30		3		10		2		.72602		2		9								
TOTALS		RPI 1-25		RPI 26-50		W-L RECORDS		RPI 51-100		RPI 101-150		RPI 150+															
21- 3		3- 2		3- 1		OVERALL		5- 0		6- 0		4- 0															
12- 3		2- 2		1- 1		HOME		4- 0		2- 0		3- 0															
7- 0		0- 0		1- 0		AWAY		1- 0		4- 0		1- 0															
2- 0		1- 0		1- 0		NEUTRAL		0- 0		0- 0		0- 0															
11- 2		3- 2		2- 0		NON-CONFERENCE		3- 0		1- 0		2- 0															
9- 2		2- 2		1- 0		HOME		3- 0		1- 0		2- 0															
0- 0		0- 0		0- 0		AWAY		0- 0		0- 0		0- 0															
2- 0		1- 0		1- 0		NEUTRAL		0- 0		0- 0		0- 0															
10- 1		0- 0		1- 1		CONFERENCE		2- 0		5- 0		2- 0															
3- 1		0- 0		0- 1		HOME		1- 0		1- 0		1- 0															
7- 0		0- 0		1- 0		AWAY		1- 0		4- 0		1- 0															
0- 0		0- 0		0- 0		NEUTRAL		0- 0		0- 0		0- 0															
RPI	S	Opponent		Score		RPI	S	Opponent		Score		RPI	S	Opponent		Score											
2	H	Penn St.		0	3	33	H	Western Ky.		3	1	58	H	Duke		3	0	108	H Rutgers	3	0						
4	H	Texas		2	3	34	H	Notre Dame		2	3	63	H	UNLV		3	1	113	A St. John's (NY)	3	2						
15	H	Kentucky		3	1	35	N	Illinois		3	2	90	A	Cincinnati		3	0	117	H Samford	3	1						
16	H	Miami (FL)		3	1	36	A	Marquette		3	1	92	H	Morehead St.		3	1	118	A Connecticut	3	1						
21	N	Purdue		3	0							100	H	Seton Hall		3	0	127	A Pittsburgh	3	0						
						LAST 10 GAMES																					
						90 A Cincinnati						3	0	4 H Texas						2	3						
						36 A Marquette						3	1	108 H Rutgers						3	0						
						209 A Syracuse						3	0	100 H Seton Hall						3	0						
						118 A Connecticut						3	1	127 A Pittsburgh						3	0						
						113 A St. John's (NY)						3	2	131 A South Fla.						3	1						

Non-Div. I Games:

Louisville

Average RPI Win:		89	WON-LOST RECORD		WINNING PCT. RANK		LAST 10 GAMES		STRENGTH OF SCHEDULE		OPP. STRENGTH OF SCHEDULE		TEAM RPI		ADJ RPI		CONF. RPI		ADJ CONF. RPI				
DIV. I ONLY			19- 4		.82609 21		8- 2		10		15		8		.7004 8		2		2				
DIV. I NON-CONF.			9- 2		.81818 38		0- 0		22		51		14		.66165 15		1		1				
TOTALS		RPI 1-25		RPI 26-50				W-L RECORDS				RPI 51-100				RPI 101-150				RPI 150+			
19- 4		3- 4		7- 0				OVERALL				2- 0				2- 0				5- 0			
11- 1		2- 1		4- 0				HOME				1- 0				1- 0				3- 0			
6- 2		1- 2		2- 0				AWAY				1- 0				1- 0				1- 0			
2- 1		0- 1		1- 0				NEUTRAL				0- 0				0- 0				1- 0			
9- 2		1- 2		1- 0				NON-CONFERENCE				1- 0				1- 0				5- 0			
4- 0		0- 0		0- 0				HOME				0- 0				1- 0				3- 0			
3- 1		1- 1		0- 0				AWAY				1- 0				0- 0				1- 0			
2- 1		0- 1		1- 0				NEUTRAL				0- 0				0- 0				1- 0			
10- 2		2- 2		6- 0				CONFERENCE				1- 0				1- 0				0- 0			
7- 1		2- 1		4- 0				HOME				1- 0				0- 0				0- 0			
3- 1		0- 1		2- 0				AWAY				0- 0				1- 0				0- 0			
0- 0		0- 0		0- 0				NEUTRAL				0- 0				0- 0				0- 0			
RPI	S	Opponent		Score		RPI	S	Opponent		Score		RPI	S	Opponent		Score		RPI	S	Opponent		Score	
2	H	Penn St.		0	3	30	N	Dayton		3	0	56	A	Tulsa		3	0	110	A	Iowa		3	1
3	A	Nebraska		1	3	31	H	Michigan		3	1	59	H	Wisconsin		3	0	142	H	Albany (NY)		3	0
4	A	Texas		3	1	35	A	Illinois		3	0							154	H	LIU Brooklyn		3	0
4	A	Texas		1	3	35	H	Illinois		3	0							165	H	North Dakota St.		3	0
12	N	Kansas St.		2	3	38	A	Northwestern		3	1							200	A	James Madison		3	1
20	H	Ohio St.		3	0	38	H	Northwestern		3	0							229	H	Miami (OH)		3	0
21	H	Purdue		3	1	46	H	Michigan St.		3	2							275	N	Appalachian St.		3	0
						LAST 10 GAMES																	
						35 H Illinois 3 0						110 A Iowa 3 1											
						38 H Northwestern 3 0						46 H Michigan St. 3 2											
						21 H Purdue 3 1						31 H Michigan 3 1											
						59 H Wisconsin 3 0						2 H Penn St. 0 3											
						3 A Nebraska 1 3						20 H Ohio St. 3 0											

Non-Div. I Games:

Minnesota

[illegible]

Non-Div. I Games:

Florida St.

Average RPI Win: 87		WON-LOST RECORD		WINNING PCT. RANK		LAST 10 GAMES		STRENGTH OF SCHEDULE		OPP. STRENGTH OF SCHEDULE		TEAM RPI		ADJ RPI		CONF. RPI		ADJ CONF. RPI	
DIV. I ONLY		19- 4		.82609 21		8- 2		6		39		9		.69022 10		3		3	
DIV. I NON-CONF.		12- 2		.85714 28		1- 0		6		65		7		.68767 8		3		3	
TOTALS		RPI 1-25		RPI 26-50		W-L RECORDS		RPI 51-100		RPI 101-150		RPI 150+							
19- 4		2- 2		3- 2		OVERALL		8- 0		4- 0		2- 0							
12- 0		1- 0		3- 0		HOME		5- 0		3- 0		0- 0							
3- 4		1- 2		0- 2		AWAY		1- 0		0- 0		1- 0							
4- 0		0- 0		0- 0		NEUTRAL		2- 0		1- 0		1- 0							
12- 2		0- 1		2- 1		NON-CONFERENCE		5- 0		4- 0		1- 0							
8- 0		0- 0		2- 0		HOME		3- 0		3- 0		0- 0							
0- 2		0- 1		0- 1		AWAY		0- 0		0- 0		0- 0							
4- 0		0- 0		0- 0		NEUTRAL		2- 0		1- 0		1- 0							
7- 2		2- 1		1- 1		CONFERENCE		3- 0		0- 0		1- 0							
4- 0		1- 0		1- 0		HOME		2- 0		0- 0		0- 0							
3- 2		1- 1		0- 1		AWAY		1- 0		0- 0		1- 0							
0- 0		0- 0		0- 0		NEUTRAL		0- 0		0- 0		0- 0							
RPI S	Opponent		Score		RPI S	Opponent		Score		RPI S	Opponent		Score		RPI S	Opponent		Score	
4	A	Texas	0	3	28	A	Iowa St.	1	3	56	H	Tulsa	3	1	104	H	Wyoming	3	0
12	H	Kansas St.	3	1	28	H	Iowa St.	3	2	57	N	Loyola Marymount	3	1	114	N	Northwestern St.	3	0
23	A	Arkansas	1	3	32	H	Creighton	3	2	62	H	Baylor	3	2	126	H	Arkansas St.	3	1
25	A	Oklahoma	3	2	34	A	Notre Dame	1	3	69	H	TCU	3	1	136	H	UMKC	3	0
					44	H	Arizona St.	3	1	85	N	Xavier	3	0	188	A	West Virginia	3	1
										86	H	Col. of Charleston	3	0	254	N	UT Martin	3	0
										87	A	Texas Tech	3	0					
										94	H	Sam Houston St.	3	0					
					LAST 10 GAMES														
					28	A	Iowa St.	1	3	62	H	Baylor	3	2					
					69	H	TCU	3	1	188	A	West Virginia	3	1					
					12	H	Kansas St.	3	1	28	H	Iowa St.	3	2					
					4	A	Texas	0	3	87	A	Texas Tech	3	0					
					25	A	Oklahoma	3	2	32	H	Creighton	3	2					

Non-Div. I Games:

Kansas

Average RPI Win:	104	WON-LOST RECORD	WINNING PCT. RANK	LAST 10 GAMES	STRENGTH OF SCHEDULE	OPP. STRENGTH OF SCHEDULE	TEAM RPI	ADJ RPI	CONF. RPI	ADJ CONF. RPI		
DIV. I ONLY		18- 3	.85714	15	9- 1	21	29	12	.68447	11	4	5
DIV. I NON-CONF.		6- 3	.66667	89	0- 1	17	45	38	.62435	38	4	4

TOTALS	RPI 1-25	RPI 26-50		W-L RECORDS		RPI 51-100		RPI 101-150		RPI 150+		
18- 3	4- 3	1- 0		OVERALL		5- 0		2- 0		6- 0		
12- 0	2- 0	0- 0		HOME		4- 0		1- 0		5- 0		
6- 1	2- 1	1- 0		AWAY		1- 0		1- 0		1- 0		
0- 2	0- 2	0- 0		NEUTRAL		0- 0		0- 0		0- 0		
6- 3	0- 3	0- 0		NON-CONFERENCE		1- 0		1- 0		4- 0		
6- 0	0- 0	0- 0		HOME		1- 0		1- 0		4- 0		
0- 1	0- 1	0- 0		AWAY		0- 0		0- 0		0- 0		
0- 2	0- 2	0- 0		NEUTRAL		0- 0		0- 0		0- 0		
12- 0	4- 0	1- 0		CONFERENCE		4- 0		1- 0		2- 0		
6- 0	2- 0	0- 0		HOME		3- 0		0- 0		1- 0		
6- 0	2- 0	1- 0		AWAY		1- 0		1- 0		1- 0		
0- 0	0- 0	0- 0		NEUTRAL		0- 0		0- 0		0- 0		
RPI	S	Opponent	Score	RPI	S	Opponent	Score	RPI	S	Opponent	Score	
1	N	Stanford	1 3	26	A	Texas A&M	3 2	51	H	Georgia Tech	3 1	
4	N	Texas	0 3					54	H	Missouri	3 0	
9	A	Florida St.	0 3					55	H	Auburn	3 0	
15	A	Kentucky	3 0					88	H	Ole Miss	3 0	
15	H	Kentucky	3 2					91	A	South Carolina	3 1	
23	A	Arkansas	3 2									
23	H	Arkansas	3 0									
								</				

Non-Div. I Games:

Florida

Average RPI Win:		96	WON-LOST RECORD		WINNING PCT. RANK		LAST 10 GAMES		STRENGTH OF SCHEDULE		OPP. STRENGTH OF SCHEDULE		TEAM RPI		ADJ RPI		CONF. RPI		ADJ CONF. RPI	
DIV. I ONLY			20- 3		.86957 12		8- 2		22		30		10		.68316 12		3		3	
DIV. I NON-CONF.			13- 0		1 1		1- 0		32		29		4		.70845 4		3		3	
TOTALS		RPI 1-25		RPI 26-50		W-L RECORDS		RPI 51-100		RPI 101-150		RPI 150+								
20- 3		1- 3		5- 0		OVERALL		6- 0		3- 0		5- 0								
11- 1		0- 1		3- 0		HOME		3- 0		3- 0		2- 0								
5- 2		0- 2		1- 0		AWAY		3- 0		0- 0		1- 0								
4- 0		1- 0		1- 0		NEUTRAL		0- 0		0- 0		2- 0								
13- 0		1- 0		4- 0		NON-CONFERENCE		2- 0		3- 0		3- 0								
7- 0		0- 0		2- 0		HOME		1- 0		3- 0		1- 0								
2- 0		0- 0		1- 0		AWAY		1- 0		0- 0		0- 0								
4- 0		1- 0		1- 0		NEUTRAL		0- 0		0- 0		2- 0								
7- 3		0- 3		1- 0		CONFERENCE		4- 0		0- 0		2- 0								
4- 1		0- 1		1- 0		HOME		2- 0		0- 0		1- 0								
3- 2		0- 2		0- 0		AWAY		2- 0		0- 0		1- 0								
0- 0		0- 0		0- 0		NEUTRAL		0- 0		0- 0		0- 0								
RPI	S	Opponent		Score		RPI	S	Opponent		Score		RPI	S	Opponent		Score				
4	H	Texas		0 3		27	H	St. Mary's (CA)		3 0		56	A	Tulsa		3 0				
8	N	Minnesota		3 2		28	H	Iowa St.		3 0		62	A	Baylor		3 1				
10	A	Kansas		1 3		30	N	Dayton		3 0		62	H	Baylor		3 1				
25	A	Oklahoma		0 3		32	A	Creighton		3 0		69	A	TCU		3 0				
						43	H	Oregon St.		3 2		87	H	Texas Tech		3 2				
												96	H	Missouri St.		3 0				
							</													

Non-Div. I Games:

Kansas St.

Average RPI Win:		96	WON-LOST RECORD		WINNING PCT. RANK		LAST 10 GAMES		STRENGTH OF SCHEDULE		OPP. STRENGTH OF SCHEDULE		TEAM RPI		ADJ RPI		CONF. RPI		ADJ CONF. RPI										
Average RPI Loss:		7																											
DIV. I ONLY			21- 3		.875 10		8- 2		33		21		13		.68206 13		1		1										
DIV. I NON-CONF.			12- 0		1 1		0- 0		109		49		17		.65966 16		2		2										
TOTALS		RPI 1-25		RPI 26-50		W-L RECORDS		RPI 51-100		RPI 101-150		RPI 150+																	
21- 3		3- 3		6- 0		OVERALL		3- 0		5- 0		4- 0																	
13- 1		3- 1		4- 0		HOME		2- 0		2- 0		2- 0																	
4- 2		0- 2		2- 0		AWAY		1- 0		1- 0		0- 0																	
4- 0		0- 0		0- 0		NEUTRAL		0- 0		2- 0		2- 0																	
12- 0		1- 0		3- 0		NON-CONFERENCE		1- 0		3- 0		4- 0																	
6- 0		1- 0		2- 0		HOME		0- 0		1- 0		2- 0																	
2- 0		0- 0		1- 0		AWAY		1- 0		0- 0		0- 0																	
4- 0		0- 0		0- 0		NEUTRAL		0- 0		2- 0		2- 0																	
9- 3		2- 3		3- 0		CONFERENCE		2- 0		2- 0		0- 0																	
7- 1		2- 1		2- 0		HOME		2- 0		1- 0		0- 0																	
2- 2		0- 2		1- 0		AWAY		0- 0		1- 0		0- 0																	
0- 0		0- 0		0- 0		NEUTRAL		0- 0		0- 0		0- 0																	
RPI	S	Opponent		Score		RPI	S	Opponent		Score		RPI	S	Opponent		Score													
1	A	Stanford		0 3		26	A	Texas A&M		3 1		66	H	Utah		3 0		112	H	Boston College		3 1							
5	H	UCLA		3 1		34	H	Notre Dame		3 0		69	A	TCU		3 0		124	A	Washington St.		3 0							
6	H	Oregon		0 3		41	A	California		3 0		72	H	Colorado		3 0		124	H	Washington St.		3 0							
14	A	Washington		0 3		44	H	Arizona St.		3 1								140	N	North Dakota		3 0							
14	H	Washington		3 2		45	H	UNI		3 0								146	N	Texas St.		3 0							
22	H	San Diego		3 2		48	H	Arizona		3 0								177	H	Mississippi St.		3 0							

Average RPI Win:	87	WON-LOST RECORD	WINNING PCT. RANK	LAST 10 GAMES	STRENGTH OF SCHEDULE	OPP. STRENGTH OF SCHEDULE	TEAM RPI	ADJ RPI	CONF. RPI	ADJ CONF. RPI		
Average RPI Loss:	6											
DIV. I ONLY		17- 4	.80952	26	6- 4	24	9	14	.67523	14	1	1
DIV. I NON-CONF.		9- 0	1	1	0- 0	143	33	26	.64366	26	2	2
<hr/>												
TOTALS	RPI 1-25	RPI 26-50		W-L RECORDS		RPI 51-100		RPI 101-150		RPI 150+		
17- 4	3- 4	3- 0		OVERALL		5- 0		3- 0		3- 0		
9- 1	2- 1	1- 0		HOME		2- 0		1- 0		3- 0		
6- 3	0- 3	2- 0		AWAY		2- 0		2- 0		0- 0		
2- 0	1- 0	0- 0		NEUTRAL		1- 0		0- 0		0- 0		
9- 0	1- 0	0- 0		NON-CONFERENCE		3- 0		2- 0		3- 0		
5- 0	0- 0	0- 0		HOME		2- 0		0- 0		3- 0		
2- 0	0- 0	0- 0		AWAY		0- 0		2- 0		0- 0		
2- 0	1- 0	0- 0		NEUTRAL		1- 0		0- 0		0- 0		
8- 4	2- 4	3- 0		CONFERENCE		2- 0		1- 0		0- 0		
4- 1	2- 1	1- 0		HOME		0- 0		1- 0		0- 0		
4- 3	0- 3	2- 0		AWAY		2- 0		0- 0		0- 0		
0- 0	0- 0	0- 0		NEUTRAL		0- 0		0- 0		0- 0		
<hr/>												
RPI	S	Opponent	Score	RPI	S	Opponent	Score	RPI	S	Opponent	Score	
1	H	Stanford	2 3	41	H	California	3 0	66	A	Utah	3 1	
5	A	UCLA	1 3	43	A	Oregon St.	3 0	72	A	Colorado	3 0	
5	H	UCLA	3 2	48	A	Arizona	3 1	76	N	LSU	3 0	
6	A	Oregon	1 3					77	H	Long Beach St.	3 0	
13	A	Southern California	2 3					79	H	Portland St.	3 0	
13	H	Southern California	3 0									
21	N	Purdue	3 0									

Non-Div. I Games:

Washington

Average RPI Win:	78	WON-LOST RECORD	WINNING PCT. RANK	LAST 10 GAMES	STRENGTH OF SCHEDULE	OPP. STRENGTH OF SCHEDULE	TEAM RPI	ADJ RPI	CONF. RPI	ADJ CONF. RPI
DIV. I ONLY		15- 8	.65217 85	8- 2	4	6	18	.66751 15	4	5
DIV. I NON-CONF.		6- 4	.6 122	0- 0	4	13	22	.65142 21	4	4

TOTALS	RPI 1-25	RPI 26-50		W-L RECORDS	RPI 51-100		RPI 101-150		RPI 150+	
15- 8	3- 7	3- 0		OVERALL	5- 1		2- 0		2- 0	
8- 2	2- 2	1- 0		HOME	3- 0		1- 0		1- 0	
5- 4	1- 3	2- 0		AWAY	2- 1		0- 0		0- 0	
2- 2	0- 2	0- 0		NEUTRAL	0- 0		1- 0		1- 0	
6- 4	1- 4	1- 0		NON-CONFERENCE	1- 0		2- 0		1- 0	
3- 0	1- 0	0- 0		HOME	1- 0		1- 0		0- 0	
1- 2	0- 2	1- 0		AWAY	0- 0		0- 0		0- 0	
2- 2	0- 2	0- 0		NEUTRAL	0- 0		1- 0		1- 0	
9- 4	2- 3	2- 0		CONFERENCE	4- 1		0- 0		1- 0	
5- 2	1- 2	1- 0		HOME	2- 0		0- 0		1- 0	
4- 2	1- 1	1- 0		AWAY	2- 1		0- 0		0- 0	
0- 0	0- 0	0- 0		NEUTRAL	0- 0		0- 0		0- 0	

RPI S	Opponent	Score		RPI S	Opponent	Score		RPI S	Opponent	Score
3 A	Nebraska	1	3	26 A	Texas A&M	3	2	52 A	Georgia	3 2
6 N	Oregon	0	3	26 H	Texas A&M	3	0	55 H	Auburn	3 1
7 A	Louisville	1	3	49 A	Ohio	3	1	76 A	LSU	2 3
11 A	Florida	2	3					76 H	LSU	3 0
11 H	Florida	0	3					77 H	Long Beach St.	3 1
19 A	Tennessee	3	2					88 A	Ole Miss	3 0
19 H	Tennessee	3	0							
23 H	Arkansas	0	3							
24 H	North Carolina	3	0							
25 N	Oklahoma	1	3							

				LAST 10 GAMES						
				52 A Georgia		3 2		177 H Mississippi St.		3 0
				19 A Tennessee		3 2		11 A Florida		2 3
				76 H LSU		3 0		88 A Ole Miss		3 0
				23 H Arkansas		0 3		55 H Auburn		3 1
				26 H Texas A&M		3 0		19 H Tennessee		3 0

Non-Div. I Games:

Kentucky

Average RPI Win:	95	WON-LOST RECORD	WINNING PCT. RANK	LAST 10 GAMES	STRENGTH OF SCHEDULE	OPP. STRENGTH OF SCHEDULE	TEAM RPI	ADJ RPI	CONF. RPI	ADJ CONF. RPI									
DIV. I ONLY		20- 3	.86957	12	10- 0	47	33	15	.66553	16	6	6							
DIV. I NON-CONF.		8- 2	.8	47	0- 0	55	44	31	.63478	32	6	6							
<hr/>																			
TOTALS	RPI 1-25	RPI 26-50		W-L RECORDS		RPI 51-100		RPI 101-150		RPI 150+									
20- 3	2- 1	3- 1		OVERALL		6- 0		6- 1		3- 0									
11- 0	2- 0	2- 0		HOME		2- 0		4- 0		1- 0									
5- 3	0- 1	0- 1		AWAY		3- 0		2- 1		0- 0									
4- 0	0- 0	1- 0		NEUTRAL		1- 0		0- 0		2- 0									
<hr/>																			
8- 2	0- 1	1- 0		NON-CONFERENCE		2- 0		2- 1		3- 0									
4- 0	0- 0	0- 0		HOME		1- 0		2- 0		1- 0									
0- 2	0- 1	0- 0		AWAY		0- 0		0- 1		0- 0									
4- 0	0- 0	1- 0		NEUTRAL		1- 0		0- 0		2- 0									
<hr/>																			
12- 1	2- 0	2- 1		CONFERENCE		4- 0		4- 0		0- 0									
7- 0	2- 0	2- 0		HOME		1- 0		2- 0		0- 0									
5- 1	0- 0	0- 1		AWAY		3- 0		2- 0		0- 0									
0- 0	0- 0	0- 0		NEUTRAL		0- 0		0- 0		0- 0									
<hr/>																			
RPI	S	Opponent	Score	RPI	S	Opponent	Score	RPI	S	Opponent	Score	RPI	S	Opponent	Score				
7	A	Louisville	1 3	40	H	North Carolina St.	3 1	51	A	Georgia Tech	3 0	102	A	Illinois St.	1 3				
9	H	Florida St.	3 1	43	N	Oregon St.	3 1	58	H	Duke	3 1	108	H	Rutgers	3 0				
24	H	North Carolina	3 1	47	A	Virginia Tech	0 3	63	N	UNLV	3 1	112	A	Boston College	3 2				
				47	H	Virginia Tech	3 0	65	A	Clemson	3 2	117	H	Samford	3 1				
								88	H	Ole Miss	3 2	133	H	Wake Forest	3 0				
								89	A	Maryland	3 0	137	A	Virginia	3 0				
												137	H	Virginia	3 0				
												175	N	Middle Tenn.	3 1				
												193	H	Wofford	3 0				
												202	N	Presbyterian	3 0				
<hr/>																			
				LAST 10 GAMES															
				137 H Virginia				3 0				89 A Maryland				3 0			
				47 H Virginia Tech				3 0				24 H North Carolina				3 1			
				51 A Georgia Tech				3 0				40 H North Carolina St.				3 1			
				65 A Clemson				3 2				133 H Wake Forest				3 0			
				112 A Boston College				3 2				58 H Duke				3 1			

Non-Div. I Games:

Miami (FL)

Average RPI Win:		102	WON-LOST RECORD		WINNING PCT. RANK		LAST 10 GAMES		STRENGTH OF SCHEDULE		OPP. STRENGTH OF SCHEDULE		TEAM RPI		ADJ RPI		CONF. RPI		ADJ CONF. RPI	
DIV. I ONLY			21- 2		.91304 2		8- 2		71		34		16		.66254 17		5		4	
DIV. I NON-CONF.			12- 0		1 1		0- 0		41		54		6		.69311 7		5		5	
TOTALS		RPI 1-25		RPI 26-50		W-L RECORDS		RPI 51-100		RPI 101-150		RPI 150+								
21- 2		1- 0		4- 2		OVERALL		6- 0		5- 0		5- 0								
8- 0		0- 0		2- 0		HOME		4- 0		1- 0		1- 0								
7- 2		0- 0		1- 2		AWAY		2- 0		3- 0		1- 0								
6- 0		1- 0		1- 0		NEUTRAL		0- 0		1- 0		3- 0								
12- 0		1- 0		2- 0		NON-CONFERENCE		3- 0		3- 0		3- 0								
3- 0		0- 0		0- 0		HOME		3- 0		0- 0		0- 0								
3- 0		0- 0		1- 0		AWAY		0- 0		2- 0		0- 0								
6- 0		1- 0		1- 0		NEUTRAL		0- 0		1- 0		3- 0								
9- 2		0- 0		2- 2		CONFERENCE		3- 0		2- 0		2- 0								
5- 0		0- 0		2- 0		HOME		1- 0		1- 0		1- 0								
4- 2		0- 0		0- 2		AWAY		2- 0		1- 0		1- 0								
0- 0		0- 0		0- 0		NEUTRAL		0- 0		0- 0		0- 0								
RPI S	Opponent	Score		RPI S	Opponent	Score		RPI S	Opponent	Score		RPI S	Opponent	Score						
19 N	Tennessee	3	1	27 A	St. Mary's (CA)	1	3	57 A	Loyola Marymount	3	2	116 A	Rice	3	0					
				27 H	St. Mary's (CA)	3	0	64 H	Bowling Green	3	0	126 N	Arkansas St.	3	0					
				29 H	Pepperdine	3	0	66 H	Utah	3	0	144 A	Portland	3	0					
				37 A	Santa Clara	2	3	68 A	San Francisco	3	1	144 H	Portland	3	0					
				39 A	Wichita St.	3	2	68 H	San Francisco	3	1	148 A	George Washington	3	0					
				42 N	Colorado St.	3	1	79 H	Portland St.	3	0	157 A	Gonzaga	3	0					
												157 H	Gonzaga	3	0					
												173 N	Air Force	3	0					
												183 N	Princeton	3	0					
												230 N	New Hampshire	3	0					
				LAST 10 GAMES																
				144 A	Portland	3	0	144 H	Portland	3	0									
				157 A	Gonzaga	3	0	57 A	Loyola Marymount	3	2									
				37 A	Santa Clara	2	3	27 A	St. Mary's (CA)	1	3									
				27 H	St. Mary's (CA)	3	0	68 A	San Francisco	3	1									
				68 H	San Francisco	3	1	157 H	Gonzaga	3	0									

Non-Div. I Games:

BYU

H
a
w
a
i
i

Hawaii

Average RPI Win:		73	WON-LOST RECORD		WINNING PCT. RANK		LAST 10 GAMES		STRENGTH OF SCHEDULE		OPP. STRENGTH OF SCHEDULE		TEAM RPI		ADJ RPI		CONF. RPI		ADJ CONF. RPI					
DIV. I ONLY			15- 6		.71429		49		7- 3		16		13		20		.66054		19		4		5	
DIV. I NON-CONF.			7- 2		.77778		55		0- 0		27		5		15		.66407		14		4		4	
TOTALS		RPI 1-25		RPI 26-50		W-L RECORDS		RPI 51-100		RPI 101-150		RPI 150+												
15- 6		1- 5		4- 0		OVERALL		6- 1		4- 0		0- 0												
6- 3		0- 3		1- 0		HOME		4- 0		1- 0		0- 0												
6- 2		1- 1		2- 0		AWAY		2- 1		1- 0		0- 0												
3- 1		0- 1		1- 0		NEUTRAL		0- 0		2- 0		0- 0												
7- 2		0- 2		3- 0		NON-CONFERENCE		2- 0		2- 0		0- 0												
2- 1		0- 1		1- 0		HOME		1- 0		0- 0		0- 0												
2- 0		0- 0		1- 0		AWAY		1- 0		0- 0		0- 0												
3- 1		0- 1		1- 0		NEUTRAL		0- 0		2- 0		0- 0												
8- 4		1- 3		1- 0		CONFERENCE		4- 1		2- 0		0- 0												
4- 2		0- 2		0- 0		HOME		3- 0		1- 0		0- 0												
4- 2		1- 1		1- 0		AWAY		1- 1		1- 0		0- 0												
0- 0		0- 0		0- 0		NEUTRAL		0- 0		0- 0		0- 0												
RPI	S	Opponent		Score		RPI	S	Opponent		Score		RPI	S	Opponent		Score								
9	H	Florida St.		0	3	26	A	Texas A&M		3	0	52	H	Georgia		3	2							
15	A	Kentucky		0	3	28	H	Iowa St.		3	2	54	A	Missouri		2	3							
15	H	Kentucky		2	3	39	A	Wichita St.		3	2	54	H	Missouri		3	2							
17	N	BYU		1	3	42	N	Colorado St.		3	2	76	A	LSU		3	2							
23	A	Arkansas		3	0							89	A	Maryland		3	0							
23	H	Arkansas		1	3							90	H	Cincinnati		3	1							
												91	H	South Carolina		3	1							
						LAST 10 GAMES																		
						111 H Alabama						3	0	52 H Georgia						3	2			
						15 H Kentucky						2	3	54 H Missouri						3	2			
						26 A Texas A&M						3	0	15 A Kentucky						0	3			
						23 A Arkansas						3	0	91 H South Carolina						3	1			
						76 A LSU						3	2	23 H Arkansas						1	3			

Non-Div. I Games:

Tennessee

Average RPI Win: 104		WON-LOST	WINNING	LAST 10	STRENGTH OF		OPP. STRENGTH	TEAM	ADJ	CONF.	ADJ CONF.
Average RPI Loss: 11		RECORD	PCT. RANK	GAMES	SCHEDULE		OF SCHEDULE	RPI	RPI	RPI	RPI
DIV. I ONLY		17-7	.70833	50	7-3		12	23	19	.65958	20
DIV. I NON-CONF.		9-3	.75	59	0-0		18	66	25	.64406	25
TOTALS		RPI 1-25	RPI 26-50		W-L RECORDS		RPI 51-100		RPI 101-150		RPI 150+
17-7		1-6	5-1		OVERALL		3-0		4-0		4-0
4-4		0-4	0-0		HOME		0-0		2-0		2-0
9-1		1-1	4-0		AWAY		2-0		1-0		1-0
4-2		0-1	1-1		NEUTRAL		1-0		1-0		1-0
9-3		0-2	2-1		NON-CONFERENCE		2-0		1-0		4-0
2-1		0-1	0-0		HOME		0-0		0-0		2-0
3-0		0-0	1-0		AWAY		1-0		0-0		1-0
4-2		0-1	1-1		NEUTRAL		1-0		1-0		1-0
8-4		1-4	3-0		CONFERENCE		1-0		3-0		0-0
2-3		0-3	0-0		HOME		0-0		2-0		0-0
6-1		1-1	3-0		AWAY		1-0		1-0		0-0
0-0		0-0	0-0		NEUTRAL		0-0		0-0		0-0
RPI S	Opponent	Score	RPI S	Opponent	Score	RPI S	Opponent	Score	RPI S	Opponent	Score
2 H	Penn St.	0 3	29 N	Pepperdine	0 3	59 A	Wisconsin	3 1	107 H	Indiana	3 1
3 A	Nebraska	3 1	30 N	Dayton	3 2	89 A	Maryland	3 2	110 A	Iowa	3 0
3 H	Nebraska	1 3	33 A	Western Ky.	3 1	100 N	Seton Hall	3 0	110 H	Iowa	3 0
6 H	Oregon	2 3	35 A	Illinois	3 2				130 N	IUPUI	3 1
8 A	Minnesota	0 3	38 A	Northwestern	3 0				205 A	Houston	3 1
9 N	Florida St.	1 3	46 A	Michigan St.	3 1				205 H	Houston	3 0
21 H	Purdue	1 3							210 H	Toledo	3 0
									258 N	Binghamton	3 0
LAST 10 GAMES											
			110 A	Iowa	3 0				107 H	Indiana	3 1
			3 A	Nebraska	3 1				38 A	Northwestern	3 0
			46 A	Michigan St.	3 1				35 A	Illinois	3 2
			2 H	Penn St.	0 3				59 A	Wisconsin	3 1
			21 H	Purdue	1 3				8 A	Minnesota	0 3

Non-Div. I Games:

Ohio St.

Average RPI Win: 80		WON-LOST	WINNING	LAST 10	STRENGTH OF		OPP. STRENGTH	TEAM	ADJ	CONF.	ADJ CONF.
Average RPI Loss: 36		RECORD	PCT. RANK	GAMES	SCHEDULE		OF SCHEDULE	RPI	RPI	RPI	RPI
DIV. I ONLY		16- 7	.69565	58	5- 5		15	11	21	.65633	21
DIV. I NON-CONF.		9- 2	.81818	38	0- 0		49	26	23	.64568	24
TOTALS		RPI 1-25	RPI 26-50		W-L RECORDS		RPI 51-100		RPI 101-150		RPI 150+
16- 7		1- 5	7- 0		OVERALL		3- 0		3- 2		2- 0
10- 2		0- 1	5- 0		HOME		1- 0		2- 1		2- 0
5- 3		1- 2	2- 0		AWAY		1- 0		1- 1		0- 0
1- 2		0- 2	0- 0		NEUTRAL		1- 0		0- 0		0- 0
9- 2		0- 2	1- 0		NON-CONFERENCE		3- 0		3- 0		2- 0
6- 0		0- 0	1- 0		HOME		1- 0		2- 0		2- 0
2- 0		0- 0	0- 0		AWAY		1- 0		1- 0		0- 0
1- 2		0- 2	0- 0		NEUTRAL		1- 0		0- 0		0- 0
7- 5		1- 3	6- 0		CONFERENCE		0- 0		0- 2		0- 0
4- 2		0- 1	4- 0		HOME		0- 0		0- 1		0- 0
3- 3		1- 2	2- 0		AWAY		0- 0		0- 1		0- 0
0- 0		0- 0	0- 0		NEUTRAL		0- 0		0- 0		0- 0
RPI S	Opponent	Score	RPI S	Opponent	Score	RPI S	Opponent	Score	RPI S	Opponent	Score
2 A	Penn St.	0 3	31 A	Michigan	3 2	64 H	Bowling Green	3 0	107 A	Indiana	1 3
3 H	Nebraska	0 3	31 H	Michigan	3 0	76 N	LSU	3 0	110 H	Iowa	0 3
7 N	Louisville	0 3	35 H	Illinois	3 2	90 A	Cincinnati	3 1	116 A	Rice	3 2
8 A	Minnesota	1 3	38 H	Northwestern	3 1				127 H	Pittsburgh	3 0
14 N	Washington	0 3	45 H	UNI	3 0				148 H	George Washington	3 0
20 A	Ohio St.	3 1	46 A	Michigan St.	3 2				169 H	UAB	3 0
			46 H	Michigan St.	3 2				201 H	Jacksonville St.	3 1
LAST 10 GAMES											
			46 H	Michigan St.	3 2	2 A	Penn St.	0 3			
			31 H	Michigan	3 0	110 H	Iowa	0 3			
			8 A	Minnesota	1 3	3 H	Nebraska	0 3			
			107 A	Indiana	1 3	35 H	Illinois	3 2			
			20 A	Ohio St.	3 1	38 H	Northwestern	3 1			

Non-Div. I Games:

Purdue

Average RPI Win:	86	WON-LOST	WINNING	LAST 10	STRENGTH OF	OPP. STRENGTH	TEAM	ADJ	CONF.	ADJ CONF.					
Average RPI Loss:	20	RECORD	PCT. RANK	GAMES	SCHEDULE	OF SCHEDULE	RPI	RPI	RPI	RPI					
DIV. I ONLY		17- 4	.80952	26	8- 2	53	12	22	.64951	22	5	4			
DIV. I NON-CONF.		8- 2	.8	47	0- 0	64	9	29	.63823	30	5	5			
<hr/>															
TOTALS	RPI 1-25	RPI 26-50		W-L RECORDS		RPI 51-100		RPI 101-150		RPI 150+					
17- 4	0- 2	4- 2		OVERALL		9- 0		1- 0		3- 0					
8- 1	0- 0	1- 1		HOME		5- 0		1- 0		1- 0					
5- 3	0- 2	2- 1		AWAY		3- 0		0- 0		0- 0					
4- 0	0- 0	1- 0		NEUTRAL		1- 0		0- 0		2- 0					
<hr/>															
8- 2	0- 2	1- 0		NON-CONFERENCE		5- 0		0- 0		2- 0					
3- 0	0- 0	0- 0		HOME		3- 0		0- 0		0- 0					
1- 2	0- 2	0- 0		AWAY		1- 0		0- 0		0- 0					
4- 0	0- 0	1- 0		NEUTRAL		1- 0		0- 0		2- 0					
<hr/>															
9- 2	0- 0	3- 2		CONFERENCE		4- 0		1- 0		1- 0					
5- 1	0- 0	1- 1		HOME		2- 0		1- 0		1- 0					
4- 1	0- 0	2- 1		AWAY		2- 0		0- 0		0- 0					
0- 0	0- 0	0- 0		NEUTRAL		0- 0		0- 0		0- 0					
<hr/>															
RPI	S	Opponent	Score	RPI	S	Opponent	Score	RPI	S	Opponent	Score				
4	A	Texas	0 3	27	A	St. Mary's (CA)	2 3	53	H	Fresno St.	3 0	144	H	Portland	3 1
13	A	Southern California	2 3	27	H	St. Mary's (CA)	3 1	57	A	Loyola Marymount	3 1	157	H	Gonzaga	3 1
				29	A	Pepperdine	3 1	57	H	Loyola Marymount	3 0	206	N	Cal Poly	3 0
				34	N	Notre Dame	3 2	68	A	San Francisco	3 2	206	N	Cal Poly	3 0
				37	A	Santa Clara	3 1	68	H	San Francisco	3 1				
				37	H	Santa Clara	2 3	76	N	LSU	3 0				
								77	A	Long Beach St.	3 0				
								81	H	Yale	3 0				
								83	H	UC Santa Barbara	3 1				
<hr/>															
				LAST 10 GAMES											
				37 H Santa Clara 2 3				29 A Pepperdine 3 1							
				27 A St. Mary's (CA) 2 3				27 H St. Mary's (CA) 3 1							
				68 A San Francisco 3 2				144 H Portland 3 1							
				57 H Loyola Marymount 3 0				57 A Loyola Marymount 3 1							
				157 H Gonzaga 3 1				37 A Santa Clara 3 1							

Non-Div. I Games:

San Diego

Average RPI Win:		112	WON-LOST RECORD		WINNING PCT. RANK		LAST 10 GAMES		STRENGTH OF SCHEDULE		OPP. STRENGTH OF SCHEDULE		TEAM RPI	ADJ RPI		CONF. RPI	ADJ CONF. RPI		
DIV. I ONLY			18- 6		.75 37		7- 3		28		35		25	.64668 23		4	5		
DIV. I NON-CONF.			9- 2		.81818 38		0- 0		56		77		33	.63458 33		4	4		
TOTALS		RPI 1-25		RPI 26-50		W-L RECORDS		RPI 51-100		RPI 101-150		RPI 150+							
18- 6		3- 4		0- 2		OVERALL		6- 0		5- 0		4- 0							
11- 4		1- 3		0- 1		HOME		4- 0		4- 0		2- 0							
5- 2		2- 1		0- 1		AWAY		2- 0		0- 0		1- 0							
2- 0		0- 0		0- 0		NEUTRAL		0- 0		1- 0		1- 0							
9- 2		1- 1		0- 1		NON-CONFERENCE		1- 0		4- 0		3- 0							
7- 1		1- 1		0- 0		HOME		1- 0		3- 0		2- 0							
0- 1		0- 0		0- 1		AWAY		0- 0		0- 0		0- 0							
2- 0		0- 0		0- 0		NEUTRAL		0- 0		1- 0		1- 0							
9- 4		2- 3		0- 1		CONFERENCE		5- 0		1- 0		1- 0							
4- 3		0- 2		0- 1		HOME		3- 0		1- 0		0- 0							
5- 1		2- 1		0- 0		AWAY		2- 0		0- 0		1- 0							
0- 0		0- 0		0- 0		NEUTRAL		0- 0		0- 0		0- 0							
RPI S	Opponent		Score		RPI S	Opponent		Score		RPI S	Opponent		Score		RPI S	Opponent		Score	
10 H	Kansas		3	1	26 H	Texas A&M		2	3	52 A	Georgia		3	0	111 H	Alabama		3	2
11 A	Florida		0	3	31 A	Michigan		2	3	54 H	Missouri		3	0	114 H	Northwestern St.		3	1
11 H	Florida		2	3						55 H	Auburn		3	0	135 N	Central Mich.		3	0
15 A	Kentucky		3	0						56 H	Tulsa		3	0	147 H	Houston Baptist		3	0
19 A	Tennessee		3	1						76 H	LSU		3	1	149 H	UTEP		3	1
19 H	Tennessee		0	3						88 A	Ole Miss		3	1	177 A	Mississippi St.		3	0
25 H	Oklahoma		1	3											250 N	UMBC		3	0
															253 H	La.-Monroe		3	0
															254 H	UT Martin		3	0
LAST 10 GAMES																			
	54 H Missouri		3	0		26 H Texas A&M		2	3										
	111 H Alabama		3	2		88 A Ole Miss		3	1										
	177 A Mississippi St.		3	0		11 A Florida		0	3										
	15 A Kentucky		3	0		76 H LSU		3	1										
	19 H Tennessee		0	3		55 H Auburn		3	0										

Non-Div. I Games:

Arkansas

Average RPI Win:		89	WON-LOST RECORD		WINNING PCT. RANK		LAST 10 GAMES		STRENGTH OF SCHEDULE		OPP. STRENGTH OF SCHEDULE		TEAM RPI	ADJ RPI		CONF. RPI	ADJ CONF. RPI
DIV. I ONLY			19- 4	.82609	21	8- 2		56		17		23	.64523	24	6	6	
DIV. I NON-CONF.			9- 1	.9	20	0- 0		71		14		18	.65314	18	6	6	
TOTALS		RPI 1-25		RPI 26-50		W-L RECORDS		RPI 51-100		RPI 101-150		RPI 150+					
19- 4		0- 3		3- 1		OVERALL		9- 0		6- 0		1- 0					
10- 0		0- 0		1- 0		HOME		6- 0		2- 0		1- 0					
5- 4		0- 3		1- 1		AWAY		1- 0		3- 0		0- 0					
4- 0		0- 0		1- 0		NEUTRAL		2- 0		1- 0		0- 0					
9- 1		0- 1		2- 0		NON-CONFERENCE		4- 0		2- 0		1- 0					
4- 0		0- 0		1- 0		HOME		2- 0		0- 0		1- 0					
1- 1		0- 1		0- 0		AWAY		0- 0		1- 0		0- 0					
4- 0		0- 0		1- 0		NEUTRAL		2- 0		1- 0		0- 0					
10- 3		0- 2		1- 1		CONFERENCE		5- 0		4- 0		0- 0					
6- 0		0- 0		0- 0		HOME		4- 0		2- 0		0- 0					
4- 3		0- 2		1- 1		AWAY		1- 0		2- 0		0- 0					
0- 0		0- 0		0- 0		NEUTRAL		0- 0		0- 0		0- 0					
RPI	S	Opponent		Score		RPI	S	Opponent		Score		RPI	S	Opponent		Score	
9	A	Florida St.		0	3	37	N	Santa Clara		3	2	51	H	Georgia Tech		3	0
15	A	Kentucky		0	3	40	A	North Carolina St.		1	3	58	A	Duke		3	1
16	A	Miami (FL)		1	3	47	A	Virginia Tech		3	0	58	H	Duke		3	2
						49	H	Ohio		3	2	65	H	Clemson		3	1
												66	N	Utah		3	0
												76	H	LSU		3	0
												77	N	Long Beach St.		3	2
												80	H	Western Mich.		3	1
												89	H	Maryland		3	1
LAST 10 GAMES																	
						133	A	Wake Forest		3	0	137	A	Virginia		3	2
						58	A	Duke		3	1	16	A	Miami (FL)		1	3
						112	H	Boston College		3	0	9	A	Florida St.		0	3
						89	H	Maryland		3	1	51	H	Georgia Tech		3	0
						47	A	Virginia Tech		3	0	65	H	Clemson		3	1

Non-Div. I Games:

North Carolina

Average RPI Win:	98	WON-LOST	WINNING	LAST 10	STRENGTH OF	OPP. STRENGTH	TEAM	ADJ	CONF.	ADJ CONF.
Average RPI Loss:	28	RECORD	PCT. RANK	GAMES	SCHEDULE	OF SCHEDULE	RPI	RPI	RPI	RPI

DIV. I ONLY	16- 8	.66667	67	5- 5	14	22	26	.64435	25	3	3
DIV. I NON-CONF.	11- 4	.73333	65	0- 1	30	28	30	.64058	29	3	3
TOTALS	RPI 1-25		RPI 26-50	W-L RECORDS		RPI 51-100			RPI 101-150		RPI 150+
16- 8	3- 4		0- 3	OVERALL		7- 1			1- 0		5- 0
9- 3	1- 2		0- 1	HOME		5- 0			0- 0		3- 0
3- 5	1- 2		0- 2	AWAY		2- 1			0- 0		0- 0
4- 0	1- 0		0- 0	NEUTRAL		0- 0			1- 0		2- 0
11- 4	2- 1		0- 2	NON-CONFERENCE		4- 1			1- 0		4- 0
6- 1	0- 0		0- 1	HOME		4- 0			0- 0		2- 0
1- 3	1- 1		0- 1	AWAY		0- 1			0- 0		0- 0
4- 0	1- 0		0- 0	NEUTRAL		0- 0			1- 0		2- 0
5- 4	1- 3		0- 1	CONFERENCE		3- 0			0- 0		1- 0
3- 2	1- 2		0- 0	HOME		1- 0			0- 0		1- 0
2- 2	0- 1		0- 1	AWAY		2- 0			0- 0		0- 0
0- 0	0- 0		0- 0	NEUTRAL		0- 0			0- 0		0- 0

RPI	S	Opponent	Score	
3	A	Nebraska	0	3
4	A	Texas	0	3
4	H	Texas	0	3
10	H	Kansas	2	3
12	H	Kansas St.	3	0
15	N	Kentucky	3	1
23	A	Arkansas	3	1

RPI	S	Opponent	Score	
28	A	Iowa St.	0	3
39	H	Wichita St.	1	3
42	A	Colorado St.	1	3

RPI	S	Opponent	Score	
56	H	Tulsa	3	2
62	H	Baylor	3	0
69	A	TCU	3	0
80	H	Western Mich.	3	0
84	H	New Mexico	3	0
87	A	Texas Tech	3	0
95	A	Northern Colo.	2	3
96	H	Missouri St.	3	1

RPI	S	Opponent	Score	
109	N	Duquesne	3	0
164	H	UALR	3	0
165	N	North Dakota St.	3	0
173	N	Air Force	3	0
188	H	West Virginia	3	1
189	H	SMU	3	0

LAST 10 GAMES				
4	H	Texas	0	3
28	A	Iowa St.	0	3
87	A	Texas Tech	3	0
62	H	Baylor	3	0
10	H	Kansas	2	3
69	A	TCU	3	0
39	H	Wichita St.	1	3
188	H	West Virginia	3	1
4	A	Texas	0	3
12	H	Kansas St.	3	0

Non-Div. I Games:

Oklahoma

Average RPI Win:		117	WON-LOST RECORD		WINNING PCT. RANK		LAST 10 GAMES		STRENGTH OF SCHEDULE		OPP. STRENGTH OF SCHEDULE		TEAM RPI	ADJ RPI		CONF. RPI	ADJ CONF. RPI		
DIV. I ONLY			17- 5		.77273	34	7- 3		31	49	24	.63897	26	4	5				
DIV. I NON-CONF.			8- 1		.88889	23	0- 0		36	151	16	.65149	20	4	4				
TOTALS		RPI 1-25		RPI 26-50		W-L RECORDS		RPI 51-100		RPI 101-150		RPI 150+							
17- 5	1- 5			0- 0	OVERALL		8- 0		3- 0		5- 0								
6- 4	0- 4			0- 0	HOME		3- 0		2- 0		1- 0								
7- 1	1- 1			0- 0	AWAY		4- 0		1- 0		1- 0								
4- 0	0- 0			0- 0	NEUTRAL		1- 0		0- 0		3- 0								
8- 1	0- 1			0- 0	NON-CONFERENCE		2- 0		2- 0		4- 0								
2- 1	0- 1			0- 0	HOME		0- 0		2- 0		0- 0								
2- 0	0- 0			0- 0	AWAY		1- 0		0- 0		1- 0								
4- 0	0- 0			0- 0	NEUTRAL		1- 0		0- 0		3- 0								
9- 4	1- 4			0- 0	CONFERENCE		6- 0		1- 0		1- 0								
4- 3	0- 3			0- 0	HOME		3- 0		0- 0		1- 0								
5- 1	1- 1			0- 0	AWAY		3- 0		1- 0		0- 0								
0- 0	0- 0			0- 0	NEUTRAL		0- 0		0- 0		0- 0								
RPI	S	Opponent		Score	RPI	S	Opponent		Score	RPI	S	Opponent		Score					
11	H	Florida		2 3						54	A	Missouri		3 1	111	A	Alabama	3 0	
13	H	Southern California		1 3						55	H	Auburn		3 1	140	H	North Dakota	3 0	
15	A	Kentucky		0 3						76	A	LSU		3 1	146	H	Texas St.	3 0	
15	H	Kentucky		2 3						81	A	Yale		3 1	155	A	Delaware	3 0	
19	H	Tennessee		0 3						85	N	Xavier		3 0	177	H	Mississippi St.	3 0	
23	A	Arkansas		3 2						88	H	Ole Miss		3 0	180	N	Columbia	3 0	
										91	A	South Carolina		3 0	197	N	American	3 0	
										91	H	South Carolina		3 0	245	N	Stony Brook	3 0	
					LAST 10 GAMES														
					91	A	South Carolina		3 0	23	A	Arkansas		3 2					
					76	A	LSU		3 1	177	H	Mississippi St.		3 0					
					11	H	Florida		2 3	91	H	South Carolina		3 0					
					19	H	Tennessee		0 3	111	A	Alabama		3 0					
					15	A	Kentucky		0 3	54	A	Missouri		3 1					

Non-Div. I Games:

Texas A&M

Average RPI Win:	111	WON-LOST	WINNING	LAST 10	STRENGTH OF	OPP. STRENGTH	TEAM	ADJ	CONF.	ADJ CONF.		
Average RPI Loss:	19	RECORD	PCT. RANK	GAMES	SCHEDULE	OF SCHEDULE	RPI	RPI	RPI	RPI		
DIV. I ONLY		13- 9	.59091	117	8- 2	5	24	27	.63804	27	5	4
DIV. I NON-CONF.		5- 6	.45455	187	0- 0	8	19	56	.59088	53	5	5
<hr/>												
TOTALS	RPI 1-25	RPI 26-50		W-L RECORDS		RPI 51-100		RPI 101-150		RPI 150+		
13- 9	2- 7	2- 1		OVERALL		2- 1		3- 0		4- 0		
6- 2	2- 1	1- 0		HOME		1- 1		1- 0		1- 0		
3- 6	0- 5	1- 1		AWAY		1- 0		0- 0		1- 0		
4- 1	0- 1	0- 0		NEUTRAL		0- 0		2- 0		2- 0		
<hr/>												
5- 6	0- 5	0- 1		NON-CONFERENCE		0- 0		2- 0		3- 0		
0- 1	0- 1	0- 0		HOME		0- 0		0- 0		0- 0		
1- 4	0- 3	0- 1		AWAY		0- 0		0- 0		1- 0		
4- 1	0- 1	0- 0		NEUTRAL		0- 0		2- 0		2- 0		
<hr/>												
8- 3	2- 2	2- 0		CONFERENCE		2- 1		1- 0		1- 0		
6- 1	2- 0	1- 0		HOME		1- 1		1- 0		1- 0		
2- 2	0- 2	1- 0		AWAY		1- 0		0- 0		0- 0		
0- 0	0- 0	0- 0		NEUTRAL		0- 0		0- 0		0- 0		
<hr/>												
RPI S	Opponent	Score		RPI S	Opponent	Score		RPI S	Opponent	Score		
1 H	Stanford	1	3	29 H	Pepperdine	3	2	57 A	Loyola Marymount	3	1	
1 N	Stanford	0	3	37 A	Santa Clara	3	0	57 H	Loyola Marymount	0	3	
6 A	Oregon	0	3	41 A	California	1	3	68 H	San Francisco	3	0	
12 A	Kansas St.	0	3									
17 A	BYU	0	3									
17 H	BYU	3	1									
18 A	Hawaii	1	3									
22 A	San Diego	1	3									
22 H	San Diego	3	2									
<hr/>												
LAST 10 GAMES												
68 H San Francisco 3 0 57 A Loyola Marymount 3 1												
37 A Santa Clara 3 0 22 A San Diego 1 3												
22 H San Diego 3 2 17 H BYU 3 1												
17 A BYU 0 3 29 H Pepperdine 3 2												
157 H Gonzaga 3 0 144 H Portland 3 0												

Non-Div. I Games:

St. Mary's (CA)

Average RPI Win:		84	WON-LOST RECORD		WINNING PCT. RANK		LAST 10 GAMES		STRENGTH OF SCHEDULE		OPP. STRENGTH OF SCHEDULE		TEAM RPI	ADJ RPI		CONF. RPI	ADJ CONF. RPI							
DIV. I ONLY			13- 7		.65		91		7- 3		25		4		28		.63271		28		3		3	
DIV. I NON-CONF.			6- 4		.6		122		0- 0		97		3		78		.57593		70		3		3	
TOTALS		RPI 1-25		RPI 26-50		W-L RECORDS		RPI 51-100		RPI 101-150		RPI 150+												
13- 7		3- 5		2- 1		OVERALL		5- 0		1- 0		2- 1												
9- 1		3- 0		1- 0		HOME		2- 0		1- 0		2- 1												
3- 5		0- 4		1- 1		AWAY		2- 0		0- 0		0- 0												
1- 1		0- 1		0- 0		NEUTRAL		1- 0		0- 0		0- 0												
6- 4		1- 2		2- 1		NON-CONFERENCE		1- 0		1- 0		1- 1												
4- 1		1- 0		1- 0		HOME		0- 0		1- 0		1- 1												
1- 2		0- 1		1- 1		AWAY		0- 0		0- 0		0- 0												
1- 1		0- 1		0- 0		NEUTRAL		1- 0		0- 0		0- 0												
7- 3		2- 3		0- 0		CONFERENCE		4- 0		0- 0		1- 0												
5- 0		2- 0		0- 0		HOME		2- 0		0- 0		1- 0												
2- 3		0- 3		0- 0		AWAY		2- 0		0- 0		0- 0												
0- 0		0- 0		0- 0		NEUTRAL		0- 0		0- 0		0- 0												
RPI	S	Opponent		Score		RPI	S	Opponent		Score		RPI	S	Opponent		Score								
3	H	Nebraska		3	1	35	A	Illinois		0	3	62	H	Baylor		3	1							
4	A	Texas		2	3	35	A	Illinois		3	2	69	A	TCU		3	0							
9	N	Florida St.		2	3	45	H	UNI		3	1	69	H	TCU		3	0							
10	A	Kansas		2	3							87	A	Texas Tech		3	1							
10	H	Kansas		3	1							90	N	Cincinnati		3	0							
12	A	Kansas St.		0	3																			
19	A	Tennessee		2	3																			
25	H	Oklahoma		3	0																			
LAST 10 GAMES																								
				69	A	TCU		3	0			87	A	Texas Tech		3	1							
				10	H	Kansas		3	1			12	A	Kansas St.		0	3							
				25	H	Oklahoma		3	0			69	H	TCU		3	0							
				4	A	Texas		2	3			10	A	Kansas		2	3							
				188	H	West Virginia		3	0			62	H	Baylor		3	1							

Non-Div. I Games:

Iowa St.

Average RPI Win:	105	WON-LOST	WINNING	LAST 10	STRENGTH OF	OPP. STRENGTH	TEAM	ADJ	CONF.	ADJ CONF.		
Average RPI Loss:	26	RECORD	PCT. RANK	GAMES	SCHEDULE	OF SCHEDULE	RPI	RPI	RPI	RPI		
DIV. I ONLY		17- 7	.70833	50	7- 3	42	20	32	.6318	29	5	4
DIV. I NON-CONF.		11- 3	.78571	52	2- 0	43	20	24	.65269	19	5	5
<hr/>												
TOTALS	RPI 1-25	RPI 26-50		W-L RECORDS		RPI 51-100		RPI 101-150		RPI 150+		
17- 7	2- 3	4- 4		OVERALL		3- 0		4- 0		4- 0		
7- 1	0- 1	2- 0		HOME		2- 0		2- 0		1- 0		
4- 6	0- 2	0- 4		AWAY		1- 0		1- 0		2- 0		
6- 0	2- 0	2- 0		NEUTRAL		0- 0		1- 0		1- 0		
11- 3	2- 1	3- 2		NON-CONFERENCE		1- 0		2- 0		3- 0		
3- 0	0- 0	1- 0		HOME		0- 0		1- 0		1- 0		
2- 3	0- 1	0- 2		AWAY		1- 0		0- 0		1- 0		
6- 0	2- 0	2- 0		NEUTRAL		0- 0		1- 0		1- 0		
6- 4	0- 2	1- 2		CONFERENCE		2- 0		2- 0		1- 0		
4- 1	0- 1	1- 0		HOME		2- 0		1- 0		0- 0		
2- 3	0- 1	0- 2		AWAY		0- 0		1- 0		1- 0		
0- 0	0- 0	0- 0		NEUTRAL		0- 0		0- 0		0- 0		
<hr/>												
RPI S	Opponent	Score		RPI S	Opponent	Score		RPI S	Opponent	Score		
5 A	UCLA	0	3	27 A	St. Mary's (CA)	2	3	57 H	Loyola Marymount	3	2	
9 N	Florida St.	3	0	30 A	Dayton	1	3	68 H	San Francisco	3	1	
17 A	BYU	0	3	35 N	Illinois	3	0	83 A	UC Santa Barbara	3	1	
20 N	Ohio St.	3	0	37 A	Santa Clara	1	3					
22 H	San Diego	1	3	37 H	Santa Clara	3	2					
				42 A	Colorado St.	0	3					
				48 H	Arizona	3	2					
				49 N	Ohio	3	0					

Non-Div. I Games:

Pepperdine

Average RPI Win:	150	WON-LOST RECORD	WINNING PCT. RANK	LAST 10 GAMES	STRENGTH OF SCHEDULE	OPP. STRENGTH OF SCHEDULE	TEAM RPI	ADJ RPI	CONF. RPI	ADJ CONF. RPI	
DIV. I ONLY		19- 4	.82609 21	10- 0	79	67	29	.62905 30	13	13	
DIV. I NON-CONF.		8- 4	.66667 89	0- 0	26	16	37	.63135 35	13	15	
<hr/>											
TOTALS	RPI 1-25	RPI 26-50		W-L RECORDS	RPI 51-100		RPI 101-150		RPI 150+		
19- 4	0- 3	3- 1		OVERALL	3- 0		3- 0		10- 0		
10- 0	0- 0	3- 0		HOME	1- 0		2- 0		4- 0		
6- 1	0- 0	0- 1		AWAY	2- 0		0- 0		4- 0		
3- 3	0- 3	0- 0		NEUTRAL	0- 0		1- 0		2- 0		
<hr/>											
8- 4	0- 3	3- 1		NON-CONFERENCE	2- 0		1- 0		2- 0		
3- 0	0- 0	3- 0		HOME	0- 0		0- 0		0- 0		
2- 1	0- 0	0- 1		AWAY	2- 0		0- 0		0- 0		
3- 3	0- 3	0- 0		NEUTRAL	0- 0		1- 0		2- 0		
<hr/>											
11- 0	0- 0	0- 0		CONFERENCE	1- 0		2- 0		8- 0		
7- 0	0- 0	0- 0		HOME	1- 0		2- 0		4- 0		
4- 0	0- 0	0- 0		AWAY	0- 0		0- 0		4- 0		
0- 0	0- 0	0- 0		NEUTRAL	0- 0		0- 0		0- 0		
<hr/>											
RPI S	Opponent	Score	RPI S	Opponent	Score	RPI S	Opponent	Score	RPI S	Opponent	Score
8 N	Minnesota	0 3	29 H	Pepperdine	3 1	56 A	Tulsa	3 0	109 H	Duquesne	3 0
12 N	Kansas St.	0 3	33 A	Western Ky.	1 3	85 H	Xavier	3 1	128 N	Oral Roberts	3 0
20 N	Ohio St.	2 3	35 H	Illinois	3 0	96 A	Missouri St.	3 0	148 H	George Washington	3 0
			49 H	Ohio	3 1				162 A	Butler	3 1
									162 H	Butler	3 1
									166 A	Saint Louis	3 0
									166 H	Saint Louis	3 0
									167 A	Temple	3 0
									208 N	Austin Peay	3 0
									221 H	Rhode Island	3 0
									272 H	Fordham	3 0
									289 A	La Salle	3 0
									305 N	Tennessee Tech	3 0
<hr/>											
			LAST 10 GAMES								
			109 H Duquesne 3 0			272 H Fordham 3 0					
			148 H George Washington 3 0			85 H Xavier 3 1					
			162 A Butler 3 1			167 A Temple 3 0					
			166 A Saint Louis 3 0			289 A La Salle 3 0					
			221 H Rhode Island 3 0			166 H Saint Louis 3 0					

Non-Div. I Games:

Dayton

Average RPI Win:	110	WON-LOST	WINNING	LAST 10	STRENGTH OF	OPP. STRENGTH	TEAM	ADJ	CONF.	ADJ CONF.		
Average RPI Loss:	25	RECORD	PCT. RANK	GAMES	SCHEDULE	OF SCHEDULE	RPI	RPI	RPI	RPI		
DIV. I ONLY		17- 9	.65385	81	4- 6	26	26	33	.62836	31	2	2
DIV. I NON-CONF.		12- 2	.85714	28	0- 0	50	62	21	.65678	17	1	1
<hr/>												
TOTALS	RPI 1-25	RPI 26-50		W-L RECORDS		RPI 51-100		RPI 101-150		RPI 150+		
17- 9	1- 5	4- 3		OVERALL		2- 1		6- 0		4- 0		
8- 4	1- 2	2- 2		HOME		1- 0		3- 0		1- 0		
3- 5	0- 3	0- 1		AWAY		1- 1		2- 0		0- 0		
6- 0	0- 0	2- 0		NEUTRAL		0- 0		1- 0		3- 0		
<hr/>												
12- 2	1- 0	2- 2		NON-CONFERENCE		2- 0		3- 0		4- 0		
5- 1	1- 0	0- 1		HOME		1- 0		2- 0		1- 0		
1- 1	0- 0	0- 1		AWAY		1- 0		0- 0		0- 0		
6- 0	0- 0	2- 0		NEUTRAL		0- 0		1- 0		3- 0		
<hr/>												
5- 7	0- 5	2- 1		CONFERENCE		0- 1		3- 0		0- 0		
3- 3	0- 2	2- 1		HOME		0- 0		1- 0		0- 0		
2- 4	0- 3	0- 0		AWAY		0- 1		2- 0		0- 0		
0- 0	0- 0	0- 0		NEUTRAL		0- 0		0- 0		0- 0		
<hr/>												
RPI	S	Opponent	Score	RPI	S	Opponent	Score	RPI	S	Opponent	Score	
2	H	Penn St.	2 3	33	H	Western Ky.	2 3	54	A	Missouri	3 0	
3	A	Nebraska	1 3	35	H	Illinois	3 0	58	H	Duke	3 2	
8	A	Minnesota	1 3	36	A	Marquette	1 3	59	A	Wisconsin	0 3	
21	A	Purdue	0 3	38	H	Northwestern	3 0					
21	H	Purdue	2 3	45	N	UNI	3 1					
23	H	Arkansas	3 2	46	H	Michigan St.	0 3					
				47	N	Virginia Tech	3 2					
<hr/>												
LAST 10 GAMES												
				107	A	Indiana	3 0	35	H	Illinois	3 0	
				21	A	Purdue	0 3	59	A	Wisconsin	0 3	
				2	H	Penn St.	2 3	8	A	Minnesota	1 3	
				46	H	Michigan St.	0 3	3	A	Nebraska	1 3	
				38	H	Northwestern	3 0	110	A	Iowa	3 0	

Non-Div. I Games:

Michigan

Average RPI Win:	151	WON-LOST	WINNING	LAST 10	STRENGTH OF	OPP. STRENGTH	TEAM	ADJ	CONF.	ADJ CONF.									
Average RPI Loss:	33	RECORD	PCT. RANK	GAMES	SCHEDULE	OF SCHEDULE	RPI	RPI	RPI	RPI									
DIV. I ONLY		20- 3	.86957	12	9- 1	93	91	30	.62605	32	10	10							
DIV. I NON-CONF.		9- 2	.81818	38	1- 0	33	53	20	.64857	23	10	10							
<hr/>																			
TOTALS	RPI 1-25	RPI 26-50		W-L RECORDS		RPI 51-100		RPI 101-150		RPI 150+									
20- 3	0- 2	2- 0		OVERALL		5- 1		3- 0		10- 0									
10- 1	0- 1	2- 0		HOME		2- 0		0- 0		6- 0									
6- 2	0- 1	0- 0		AWAY		1- 1		2- 0		3- 0									
4- 0	0- 0	0- 0		NEUTRAL		2- 0		1- 0		1- 0									
<hr/>																			
9- 2	0- 2	0- 0		NON-CONFERENCE		3- 0		2- 0		4- 0									
3- 1	0- 1	0- 0		HOME		0- 0		0- 0		3- 0									
2- 1	0- 1	0- 0		AWAY		1- 0		1- 0		0- 0									
4- 0	0- 0	0- 0		NEUTRAL		2- 0		1- 0		1- 0									
<hr/>																			
11- 1	0- 0	2- 0		CONFERENCE		2- 1		1- 0		6- 0									
7- 0	0- 0	2- 0		HOME		2- 0		0- 0		3- 0									
4- 1	0- 0	0- 0		AWAY		0- 1		1- 0		3- 0									
0- 0	0- 0	0- 0		NEUTRAL		0- 0		0- 0		0- 0									
<hr/>																			
RPI S	Opponent	Score		RPI S	Opponent	Score		RPI S	Opponent	Score									
10 A	Kansas	2	3	39 H	Wichita St.	3	1	56 N	Tulsa	3	1	102 A	Illinois St.	3	0				
12 H	Kansas St.	0	3	45 H	UNI	3	1	59 N	Wisconsin	3	1	121 N	Ball St.	3	0				
								78 A	Southern Ill.	1	3	131 A	South Fla.	3	0				
								78 H	Southern Ill.	3	1	153 H	Denver	3	1				
								95 A	Northern Colo.	3	0	170 H	South Dakota	3	1				
								96 H	Missouri St.	3	2	209 H	Syracuse	3	0				
																214 N	UCF	3	1
																227 A	Evansville	3	1
																227 H	Evansville	3	0
																232 H	Bradley	3	1
																239 A	Drake	3	0
																239 H	Drake	3	0
																287 A	Indiana St.	3	0
<hr/>																			
				LAST 10 GAMES															
				78 H Southern Ill.				3	1	232 H Bradley				3	1				
				227 H Evansville				3	0	45 H UNI				3	1				
				239 A Drake				3	0	227 A Evansville				3	1				
				287 A Indiana St.				3	0	78 A Southern Ill.				1	3				
				102 A Illinois St.				3	0	170 H South Dakota				3	1				

Non-Div. I Games:

Creighton

Average RPI Win: 161		WON-LOST	WINNING	LAST 10	STRENGTH OF		OPP. STRENGTH	TEAM	ADJ	CONF.	ADJ CONF.
Average RPI Loss: 10		RECORD	PCT. RANK	GAMES	SCHEDULE		OF SCHEDULE	RPI	RPI	RPI	RPI
DIV. I ONLY		26- 3	.89655	7	10- 0		110	84	31	.62514	33
DIV. I NON-CONF.		14- 3	.82353	37	0- 0		58	30	28	.64171	28
TOTALS		RPI 1-25	RPI 26-50		W-L RECORDS		RPI 51-100		RPI 101-150		RPI 150+
26- 3	0- 3		2- 0		OVERALL		3- 0		7- 0		14- 0
11- 1	0- 1		1- 0		HOME		0- 0		4- 0		6- 0
10- 1	0- 1		1- 0		AWAY		1- 0		2- 0		6- 0
5- 1	0- 1		0- 0		NEUTRAL		2- 0		1- 0		2- 0
14- 3	0- 3		2- 0		NON-CONFERENCE		3- 0		4- 0		5- 0
5- 1	0- 1		1- 0		HOME		0- 0		2- 0		2- 0
4- 1	0- 1		1- 0		AWAY		1- 0		1- 0		1- 0
5- 1	0- 1		0- 0		NEUTRAL		2- 0		1- 0		2- 0
12- 0	0- 0		0- 0		CONFERENCE		0- 0		3- 0		9- 0
6- 0	0- 0		0- 0		HOME		0- 0		2- 0		4- 0
6- 0	0- 0		0- 0		AWAY		0- 0		1- 0		5- 0
0- 0	0- 0		0- 0		NEUTRAL		0- 0		0- 0		0- 0
RPI S	Opponent	Score	RPI S	Opponent	Score	RPI S	Opponent	Score	RPI S	Opponent	Score
2 N	Penn St.	0 3	30 H	Dayton	3 1	58 N	Duke	3 1	101 N	Eastern Mich.	3 1
7 A	Louisville	1 3	31 A	Michigan	3 2	90 A	Cincinnati	3 1	115 H	Lipscomb	3 0
20 H	Ohio St.	1 3				92 N	Morehead St.	3 0	120 A	North Texas	3 0
									126 H	Arkansas St.	3 0
									130 H	IUPUI	3 0
									137 A	Virginia	3 1
									138 H	Troy	3 0
									155 N	Delaware	3 0
									164 H	UALR	3 0
									175 A	Middle Tenn.	3 0
									178 H	South Ala.	3 0
									194 A	La.-Lafayette	3 0
									195 A	FIU	3 1
									195 H	FIU	3 0
									207 A	Belmont	3 0
									208 H	Austin Peay	3 0
									212 N	Lehigh	3 0
									253 A	La.-Monroe	3 0
									282 A	Fla. Atlantic	3 0
									282 H	Fla. Atlantic	3 0
									305 H	Tennessee Tech	3 0
			LAST 10 GAMES								
			282 A	Fla. Atlantic	3 0	195 H	FIU	3 0			
			195 A	FIU	3 1	253 A	La.-Monroe	3 0			
			164 H	UALR	3 0	120 A	North Texas	3 0			
			126 H	Arkansas St.	3 0	175 A	Middle Tenn.	3 0			
			282 H	Fla. Atlantic	3 0	194 A	La.-Lafayette	3 0			

Non-Div. I Games:

Western Ky.

Average RPI Win:	150	WON-LOST RECORD	WINNING PCT. RANK	LAST 10 GAMES	STRENGTH OF SCHEDULE	OPP. STRENGTH OF SCHEDULE	TEAM RPI	ADJ RPI	CONF. RPI	ADJ CONF. RPI				
DIV. I ONLY		17- 6	.73913	42	9- 1	59	50	34	.6212	34	8	8		
DIV. I NON-CONF.		7- 5	.58333	131	0- 0	42	21	52	.5963	46	9	9		
<hr/>														
TOTALS	RPI 1-25	RPI 26-50		W-L RECORDS		RPI 51-100		RPI 101-150		RPI 150+				
17- 6	2- 4	0- 1		OVERALL		2- 1		4- 0		9- 0				
10- 2	1- 0	0- 1		HOME		1- 1		4- 0		4- 0				
5- 2	1- 2	0- 0		AWAY		1- 0		0- 0		3- 0				
2- 2	0- 2	0- 0		NEUTRAL		0- 0		0- 0		2- 0				
<hr/>														
7- 5	1- 4	0- 0		NON-CONFERENCE		1- 1		0- 0		5- 0				
5- 1	1- 0	0- 0		HOME		1- 1		0- 0		3- 0				
0- 2	0- 2	0- 0		AWAY		0- 0		0- 0		0- 0				
2- 2	0- 2	0- 0		NEUTRAL		0- 0		0- 0		2- 0				
<hr/>														
10- 1	1- 0	0- 1		CONFERENCE		1- 0		4- 0		4- 0				
5- 1	0- 0	0- 1		HOME		0- 0		4- 0		1- 0				
5- 0	1- 0	0- 0		AWAY		1- 0		0- 0		3- 0				
0- 0	0- 0	0- 0		NEUTRAL		0- 0		0- 0		0- 0				
<hr/>														
RPI	S	Opponent	Score		RPI	S	Opponent	Score		RPI	S	Opponent	Score	
3	A	Nebraska	0	3	36	H	Marquette	2	3	57	H	Loyola Marymount	1	3
5	N	UCLA	1	3						85	H	Xavier	3	2
7	A	Louisville	3	2						90	A	Cincinnati	3	2
10	H	Kansas	3	1										
13	A	Southern California	0	3										
22	N	San Diego	2	3										

Non-Div. I Games:

Notre Dame

Loss, Non-Conf, S Site, H Home, A Away, N Neutral Page 35

Average RPI Win:		141	WON-LOST RECORD		WINNING PCT. RANK		LAST 10 GAMES		STRENGTH OF SCHEDULE		OPP. STRENGTH OF SCHEDULE		TEAM RPI		ADJ RPI		CONF. RPI		ADJ CONF. RPI	
DIV. I ONLY			20- 4		.83333 20		9- 1		105		68		35		.61507 36		8		8	
DIV. I NON-CONF.			10- 3		.76923 57		1- 0		122		48		51		.5924 49		9		9	
TOTALS		RPI 1-25		RPI 26-50		W-L RECORDS		RPI 51-100		RPI 101-150		RPI 150+								
20- 4		0- 1		2- 2		OVERALL		6- 1		5- 0		7- 0								
11- 4		0- 1		1- 2		HOME		3- 1		4- 0		3- 0								
7- 0		0- 0		1- 0		AWAY		2- 0		1- 0		3- 0								
2- 0		0- 0		0- 0		NEUTRAL		1- 0		0- 0		1- 0								
10- 3		0- 0		1- 2		NON-CONFERENCE		4- 1		2- 0		3- 0								
7- 3		0- 0		1- 2		HOME		2- 1		2- 0		2- 0								
1- 0		0- 0		0- 0		AWAY		1- 0		0- 0		0- 0								
2- 0		0- 0		0- 0		NEUTRAL		1- 0		0- 0		1- 0								
10- 1		0- 1		1- 0		CONFERENCE		2- 0		3- 0		4- 0								
4- 1		0- 1		0- 0		HOME		1- 0		2- 0		1- 0								
6- 0		0- 0		1- 0		AWAY		1- 0		1- 0		3- 0								
0- 0		0- 0		0- 0		NEUTRAL		0- 0		0- 0		0- 0								
RPI	S	Opponent		Score		RPI	S	Opponent		Score		RPI	S	Opponent		Score				
7	H	Louisville		1 3		31	H	Michigan		3 1		64	H	Bowling Green		3 0				
						34	A	Notre Dame		3 2		71	H	Pacific		2 3				
						38	H	Northwestern		1 3		80	H	Western Mich.		3 0				
						45	H	UNI		2 3		85	A	Xavier		3 0				
												88	N	Ole Miss		3 0				
												90	H	Cincinnati		3 0				
												100	A	Seton Hall		3 2				

Average RPI Win:	137	WON-LOST RECORD	WINNING PCT. RANK	LAST 10 GAMES	STRENGTH OF SCHEDULE	OPP. STRENGTH OF SCHEDULE	TEAM RPI	ADJ RPI	CONF. RPI	ADJ CONF. RPI
Average RPI Loss:	34									
DIV. I ONLY		17- 8	.68 65	6- 4	50	52	40	.61017 37	5	4
DIV. I NON-CONF.		11- 4	.73333 65	1- 0	79	71	46	.59639 45	5	5
<hr/>										
TOTALS	RPI 1-25	RPI 26-50		W-L RECORDS	RPI 51-100		RPI 101-150		RPI 150+	
17- 8	2- 3	2- 3		OVERALL	1- 2		3- 0		9- 0	
4- 2	1- 1	1- 1		HOME	0- 0		0- 0		2- 0	
7- 3	1- 1	0- 1		AWAY	0- 1		3- 0		3- 0	
6- 3	0- 1	1- 1		NEUTRAL	1- 1		0- 0		4- 0	
<hr/>										
11- 4	0- 2	1- 1		NON-CONFERENCE	1- 1		2- 0		7- 0	
1- 0	0- 0	0- 0		HOME	0- 0		0- 0		1- 0	
4- 1	0- 1	0- 0		AWAY	0- 0		2- 0		2- 0	
6- 3	0- 1	1- 1		NEUTRAL	1- 1		0- 0		4- 0	
<hr/>										
6- 4	2- 1	1- 2		CONFERENCE	0- 1		1- 0		2- 0	
3- 2	1- 1	1- 1		HOME	0- 0		0- 0		1- 0	
3- 2	1- 0	0- 1		AWAY	0- 1		1- 0		1- 0	
0- 0	0- 0	0- 0		NEUTRAL	0- 0		0- 0		0- 0	
<hr/>										
RPI S	Opponent	Score		RPI S	Opponent	Score		RPI S	Opponent	Score
1 A	Stanford	0	3	27 H	St. Mary's (CA)	0	3	57 A	Loyola Marymount	0 3
17 H	BYU	3	2	29 A	Pepperdine	2	3	66 N	Utah	3 2
22 A	San Diego	3	2	29 H	Pepperdine	3	1	71 N	Pacific	2 3
22 H	San Diego	1	3	43 N	Oregon St.	1	3			
24 N	North Carolina	2	3	50 N	San Diego St.	3	2			
<hr/>										
LAST 10 GAMES										
22 A	San Diego	3	2	57 A	Loyola Marymount	0	3			
27 H	St. Mary's (CA)	0	3	157 A	Gonzaga	3	0			
17 H	BYU	3	2	144 A	Portland	3	1			
192 H	Sacramento St.	3	0	29 H	Pepperdine	3	1			
29 A	Pepperdine	2	3	22 H	San Diego	1	3			

Non-Div. I Games:

Santa Clara

Average RPI Win:		119	WON-LOST RECORD		WINNING PCT. RANK		LAST 10 GAMES		STRENGTH OF SCHEDULE		OPP. STRENGTH OF SCHEDULE		TEAM RPI	ADJ RPI		CONF. RPI	ADJ CONF. RPI
DIV. I ONLY			15- 8	.65217	85	4- 6			38	28	38	.60881	38	2	2		
DIV. I NON-CONF.			11- 0	1	1	0- 0			107	76	19	.65104	22	1	1		
TOTALS		RPI 1-25		RPI 26-50		W-L RECORDS		RPI 51-100		RPI 101-150		RPI 150+					
15- 8		0- 5		2- 2		OVERALL		5- 1		3- 0		5- 0					
4- 4		0- 3		0- 0		HOME		1- 1		1- 0		2- 0					
6- 4		0- 2		2- 2		AWAY		2- 0		2- 0		0- 0					
5- 0		0- 0		0- 0		NEUTRAL		2- 0		0- 0		3- 0					
11- 0		0- 0		1- 0		NON-CONFERENCE		4- 0		1- 0		5- 0					
3- 0		0- 0		0- 0		HOME		1- 0		0- 0		2- 0					
3- 0		0- 0		1- 0		AWAY		1- 0		1- 0		0- 0					
5- 0		0- 0		0- 0		NEUTRAL		2- 0		0- 0		3- 0					
4- 8		0- 5		1- 2		CONFERENCE		1- 1		2- 0		0- 0					
1- 4		0- 3		0- 0		HOME		0- 1		1- 0		0- 0					
3- 4		0- 2		1- 2		AWAY		1- 0		1- 0		0- 0					
0- 0		0- 0		0- 0		NEUTRAL		0- 0		0- 0		0- 0					
RPI	S	Opponent		Score		RPI	S	Opponent		Score		RPI	S	Opponent		Score	
2	H	Penn St.		0	3	31	A	Michigan		0	3	59	A	New Mexico St.		3	1
8	A	Minnesota		0	3	35	A	Illinois		2	3	59	H	Indiana		3	1
8	H	Minnesota		1	3	36	A	Marquette		3	1	64	N	Bowling Green		3	0
20	H	Ohio St.		0	3	46	A	Michigan St.		3	1	80	H	Western Mich.		3	0
21	A	Purdue		1	3							81	A	Yale		3	0
												90	N	Cincinnati		3	1
														166		H	Saint Louis
														199		N	Villanova
														239		N	Drake
														257		N	Brown
LAST 10 GAMES																	
						59	A	Wisconsin		3	2	46	A	Michigan St.		3	1
						8	A	Minnesota		0	3	20	H	Ohio St.		0	3
						110	H	Iowa		3	0	2	H	Penn St.		0	3
						35	A	Illinois		2	3	107	A	Indiana		3	1
						31	A	Michigan		0	3	21	A	Purdue		1	3

Non-Div. I Games:

Northwestern

[illegible]

Non-Div. I Games:

Wichita St.

Average RPI Win: 135		WON-LOST	WINNING	LAST 10	STRENGTH OF		OPP. STRENGTH	TEAM	ADJ	CONF.	ADJ CONF.
Average RPI Loss: 57		RECORD	PCT. RANK	GAMES	SCHEDULE		OF SCHEDULE	RPI	RPI	RPI	RPI
DIV. I ONLY		19- 5	.79167	30	100		54	37	.60772	40	6
DIV. I NON-CONF.		10- 1	.90909	17	176		137	44	.59537	47	6
TOTALS		RPI 1-25	RPI 26-50		W-L RECORDS		RPI 51-100		RPI 101-150		RPI 150+
19- 5	1- 2	2- 0		OVERALL		5- 2		5- 1		6- 0	
14- 1	1- 0	1- 0		HOME		4- 1		4- 0		4- 0	
3- 4	0- 2	1- 0		AWAY		1- 1		1- 1		0- 0	
2- 0	0- 0	0- 0		NEUTRAL		0- 0		0- 0		2- 0	
10- 1	0- 0	1- 0		NON-CONFERENCE		1- 1		2- 0		6- 0	
7- 1	0- 0	1- 0		HOME		0- 1		2- 0		4- 0	
1- 0	0- 0	0- 0		AWAY		1- 0		0- 0		0- 0	
2- 0	0- 0	0- 0		NEUTRAL		0- 0		0- 0		2- 0	
9- 4	1- 2	1- 0		CONFERENCE		4- 1		3- 1		0- 0	
7- 0	1- 0	0- 0		HOME		4- 0		2- 0		0- 0	
2- 4	0- 2	1- 0		AWAY		0- 1		1- 1		0- 0	
0- 0	0- 0	0- 0		NEUTRAL		0- 0		0- 0		0- 0	
RPI S	Opponent	Score		RPI S	Opponent	Score		RPI S	Opponent	Score	
9	A Florida St.	0	3	47	A Virginia Tech	3	1	51	H Georgia Tech	3	2
16	A Miami (FL)	1	3	49	H Ohio	3	0	58	A Duke	2	3
24	H North Carolina	3	1					58	H Duke	3	1
								65	H Clemson	3	1
								67	H VCU	2	3
								86	A Col. of Charleston	3	1
								89	H Maryland	3	0
								112	H Boston College	3	0
								131	H South Fla.	3	1
								133	A Wake Forest	2	3
								133	H Wake Forest	3	0
								135	H Central Mich.	3	1
								137	A Virginia	3	1
								192	N Sacramento St.	3	0
								220	H Kent St.	3	0
								231	H UNC Wilmington	3	2
								236	N Jacksonville	3	0
								259	H Western Caro.	3	0
								308	H Campbell	3	0
LAST 10 GAMES											
58	A Duke	2	3	47	A Virginia Tech	3	1	9	A Florida St.	0	3
133	A Wake Forest	2	3	9	A Miami (FL)	1	3	16	A Miami (FL)	1	3
89	H Maryland	3	0	65	H Clemson	3	1	65	H Clemson	3	1
112	H Boston College	3	0	51	H Georgia Tech	3	2	51	H Georgia Tech	3	2
137	A Virginia	3	1								

Non-Div. I Games:

North Carolina St.

Average RPI Win: 96			WON-LOST RECORD			WINNING PCT. RANK			LAST 10 GAMES			STRENGTH OF SCHEDULE			OPP. STRENGTH OF SCHEDULE			TEAM RPI			ADJ RPI			CONF. RPI			ADJ CONF. RPI		
DIV. I ONLY			11- 11			.5 167			4- 6			13			19			45			.60726 41			1			1		
DIV. I NON-CONF.			6- 4			.6 122			0- 0			39			58			53			.59739 44			2			2		
TOTALS			RPI 1-25			RPI 26-50			W-L RECORDS			RPI 51-100			RPI 101-150			RPI 150+											
11- 11			1- 5			4- 3			OVERALL			2- 3			1- 0			3- 0											
6- 4			0- 3			3- 1			HOME			1- 0			0- 0			2- 0											
4- 5			1- 2			1- 2			AWAY			1- 1			1- 0			0- 0											
1- 2			0- 0			0- 0			NEUTRAL			0- 2			0- 0			1- 0											
6- 4			1- 0			1- 1			NON-CONFERENCE			1- 3			0- 0			3- 0											
4- 0			0- 0			1- 0			HOME			1- 0			0- 0			2- 0											
1- 2			1- 0			0- 1			AWAY			0- 1			0- 0			0- 0											
1- 2			0- 0			0- 0			NEUTRAL			0- 2			0- 0			1- 0											
5- 7			0- 5			3- 2			CONFERENCE			1- 0			1- 0			0- 0											
2- 4			0- 3			2- 1			HOME			0- 0			0- 0			0- 0											
3- 3			0- 2			1- 1			AWAY			1- 0			1- 0			0- 0											
0- 0			0- 0			0- 0			NEUTRAL			0- 0			0- 0			0- 0											
RPI S	Opponent		Score		RPI S	Opponent		Score		RPI S	Opponent		Score		RPI S	Opponent		Score		RPI S	Opponent		Score		RPI S	Opponent		Score	
1	A	Stanford	0	3	27	H	St. Mary's (CA)	3	1	62	N	Baylor	0	3	124	A	Washington St.	3	0										
5	H	UCLA	0	3	43	H	Oregon St.	3	0	68	A	San Francisco	0	3	155	N	Delaware	3	0										
6	H	Oregon	1	3	44	A	Arizona St.	0	3	68	N	San Francisco	2	3	184	H	Penn	3	0										
13	H	Southern California	0	3	44	H	Arizona St.	2	3	72	A	Colorado	3	2	263	H	UC Riverside	3	0										
14	A	Washington	0	3	48	A	Arizona	3	1	73	H	Northern Ariz.	3	1															
18	A	Hawaii	3	2	48	H	Arizona	3	0																				
					50	A	San Diego St.	2	3																				
LAST 10 GAMES																													
					44	H	Arizona St.	2	3	13	H	Southern California	0	3															
					48	H	Arizona	3	0	43	H	Oregon St.	3	0															
					14	A	Washington	0	3	6	H	Oregon	1	3															
					124	A	Washington St.	3	0	48	A	Arizona	3	1															
					5	H	UCLA	0	3	44	A	Arizona St.	0	3															

Non-Div. I Games:

California

Average RPI Win:		134	WON-LOST RECORD		WINNING PCT. RANK		LAST 10 GAMES		STRENGTH OF SCHEDULE		OPP. STRENGTH OF SCHEDULE		TEAM RPI		ADJ RPI		CONF. RPI		ADJ CONF. RPI	
DIV. I ONLY			14- 7		.66667 67		7- 3		52		46		42		.60555 42		7		7	
DIV. I NON-CONF.			7- 4		.63636 107		0- 0		28		15		42		.6224 39		8		8	
TOTALS		RPI 1-25		RPI 26-50		W-L RECORDS		RPI 51-100		RPI 101-150		RPI 150+								
14- 7		1- 3		2- 2		OVERALL		1- 2		3- 0		7- 0								
12- 1		1- 1		2- 0		HOME		0- 0		3- 0		6- 0								
2- 4		0- 0		0- 2		AWAY		1- 2		0- 0		1- 0								
0- 2		0- 2		0- 0		NEUTRAL		0- 0		0- 0		0- 0								
7- 4		1- 3		1- 1		NON-CONFERENCE		0- 0		2- 0		3- 0								
7- 1		1- 1		1- 0		HOME		0- 0		2- 0		3- 0								
0- 1		0- 0		0- 1		AWAY		0- 0		0- 0		0- 0								
0- 2		0- 2		0- 0		NEUTRAL		0- 0		0- 0		0- 0								
7- 3		0- 0		1- 1		CONFERENCE		1- 2		1- 0		4- 0								
5- 0		0- 0		1- 0		HOME		0- 0		1- 0		3- 0								
2- 3		0- 0		0- 1		AWAY		1- 2		0- 0		1- 0								
0- 0		0- 0		0- 0		NEUTRAL		0- 0		0- 0		0- 0								
RPI	S	Opponent		Score		RPI	S	Opponent		Score		RPI	S	Opponent		Score				
5	H	UCLA		2	3	29	H	Pepperdine		3	0	53	A	Fresno St.		2	3			
17	N	BYU		1	3	39	A	Wichita St.		1	3	63	A	UNLV		3	0			
19	N	Tennessee		2	3	50	A	San Diego St.		1	3	84	A	New Mexico		2	3			
25	H	Oklahoma		3	1	50	H	San Diego St.		3	0									

Non-Div. I Games:

Colorado St.

Average RPI Win:		111	WON-LOST RECORD		WINNING PCT. RANK		LAST 10 GAMES		STRENGTH OF SCHEDULE		OPP. STRENGTH OF SCHEDULE		TEAM RPI		ADJ RPI		CONF. RPI		ADJ CONF. RPI					
DIV. I ONLY			13- 11		.54167 146		3- 7		17		18		43		.60387 43		1		1					
DIV. I NON-CONF.			10- 2		.83333 34		0- 0		21		42		12		.66914 13		2		2					
TOTALS		RPI 1-25		RPI 26-50				W-L RECORDS		RPI 51-100				RPI 101-150				RPI 150+						
13- 11		1- 6		2- 3				OVERALL		2- 2				5- 0				3- 0						
3- 1		0- 1		0- 0				HOME		2- 0				1- 0				0- 0						
2- 9		0- 4		0- 3				AWAY		0- 2				2- 0				0- 0						
8- 1		1- 1		2- 0				NEUTRAL		0- 0				2- 0				3- 0						
10- 2		1- 2		2- 0				NON-CONFERENCE		0- 0				4- 0				3- 0						
0- 0		0- 0		0- 0				HOME		0- 0				0- 0				0- 0						
2- 1		0- 1		0- 0				AWAY		0- 0				2- 0				0- 0						
8- 1		1- 1		2- 0				NEUTRAL		0- 0				2- 0				3- 0						
3- 9		0- 4		0- 3				CONFERENCE		2- 2				1- 0				0- 0						
3- 1		0- 1		0- 0				HOME		2- 0				1- 0				0- 0						
0- 8		0- 3		0- 3				AWAY		0- 2				0- 0				0- 0						
0- 0		0- 0		0- 0				NEUTRAL		0- 0				0- 0				0- 0						
RPI	S	Opponent		Score		RPI	S	Opponent		Score		RPI	S	Opponent		Score								
1	A	Stanford		0 3		37	N	Santa Clara		3 1		66	A	Utah		1 3		102	A	Illinois St.		3 2		
2	N	Penn St.		3 2		41	A	California		0 3		66	H	Utah		3 1		119	N	Oakland		3 0		
5	A	UCLA		0 3		44	A	Arizona St.		0 3		72	A	Colorado		1 3		123	N	UC Irvine		3 1		
6	A	Oregon		0 3		48	A	Arizona		1 3		72	H	Colorado		3 1		124	H	Washington St.		3 1		
12	A	Kansas St.		2 3		50	N	San Diego St.		3 1								143	A	Cal St. Fullerton		3 0		
14	H	Washington		0 3														176	N	Ill.-Chicago		3 0		
16	N	Miami (FL)		1 3														202	N	Presbyterian		3 0		
																		226	N	DePaul		3 2		

Average RPI Win:	126	WON-LOST RECORD	WINNING PCT. RANK	LAST 10 GAMES	STRENGTH OF SCHEDULE	OPP. STRENGTH OF SCHEDULE	TEAM RPI	ADJ RPI	CONF. RPI	ADJ CONF. RPI	
Average RPI Loss:	33										
DIV. I ONLY	15- 10	.6	112	3- 7	32	27	44	.60309	44	1	1
DIV. I NON-CONF.	11- 2	.84615	30	0- 0	91	80	41	.61845	40	2	2
<hr/>											
TOTALS	RPI 1-25	RPI 26-50		W-L RECORDS		RPI 51-100		RPI 101-150		RPI 150+	
15- 10	0- 6	3- 1		OVERALL		4- 2		3- 1		5- 0	
7- 2	0- 2	2- 0		HOME		0- 0		1- 0		4- 0	
4- 7	0- 4	1- 1		AWAY		1- 2		2- 0		0- 0	
4- 1	0- 0	0- 0		NEUTRAL		3- 0		0- 1		1- 0	
11- 2	0- 1	0- 0		NON-CONFERENCE		4- 0		2- 1		5- 0	
4- 0	0- 0	0- 0		HOME		0- 0		0- 0		4- 0	
3- 1	0- 1	0- 0		AWAY		1- 0		2- 0		0- 0	
4- 1	0- 0	0- 0		NEUTRAL		3- 0		0- 1		1- 0	
4- 8	0- 5	3- 1		CONFERENCE		0- 2		1- 0		0- 0	
3- 2	0- 2	2- 0		HOME		0- 0		1- 0		0- 0	
1- 6	0- 3	1- 1		AWAY		0- 2		0- 0		0- 0	
0- 0	0- 0	0- 0		NEUTRAL		0- 0		0- 0		0- 0	
RPI S	Opponent	Score	RPI S	Opponent	Score	RPI S	Opponent	Score	RPI S	Opponent	Score
1 A	Stanford	1 3	41 A	California	3 2	53 N	Fresno St.	3 0	104 N	Wyoming	2 3
1 H	Stanford	1 3	41 H	California	3 0	57 A	Loyola Marymount	3 1	123 A	UC Irvine	3 2
5 A	UCLA	0 3	43 H	Oregon St.	3 0	60 N	Idaho St.	3 2	124 H	Washington St.	3 1
6 H	Oregon	0 3	48 A	Arizona	1 3	66 A	Utah	0 3	149 A	UTEP	3 1
10 A	Kansas	1 3				72 A	Colorado	2 3	157 H	Gonzaga	3 1
13 A	Southern California	1 3				86 N	Col. of Charleston	3 0	199 H	Villanova	3 0
									217 N	Colgate	3 0
									263 H	UC Riverside	3 1
									282 H	Fla. Atlantic	3 0
<hr/>											
LAST 10 GAMES											
41 A	California	3 2	72 A	Colorado	2 3						
1 A	Stanford	1 3	13 A	Southern California	1 3						
6 H	Oregon	0 3	5 A	UCLA	0 3						
43 H	Oregon St.	3 0	1 H	Stanford	1 3						
66 A	Utah	0 3	41 H	California	3 0						

Non-Div. I Games:

Arizona St.

Average RPI Win: 140		WON-LOST RECORD		WINNING PCT. RANK		LAST 10 GAMES		STRENGTH OF SCHEDULE		OPP. STRENGTH OF SCHEDULE		TEAM RPI		ADJ RPI		CONF. RPI		ADJ CONF. RPI	
DIV. I ONLY		20- 7		.74074 40		8- 2		94		60		46		.59943 45		10		10	
DIV. I NON-CONF.		9- 5		.64286 99		1- 0		68		23		57		.5892 55		10		10	
TOTALS		RPI 1-25		RPI 26-50		W-L RECORDS		RPI 51-100		RPI 101-150		RPI 150+							
20- 7		0- 2		3- 3		OVERALL		3- 1		8- 1		6- 0							
8- 0		0- 0		1- 0		HOME		2- 0		3- 0		2- 0							
6- 5		0- 2		2- 2		AWAY		0- 1		1- 0		3- 0							
6- 2		0- 0		0- 1		NEUTRAL		1- 0		4- 1		1- 0							
9- 5		0- 2		1- 2		NON-CONFERENCE		1- 0		6- 1		1- 0							
2- 0		0- 0		0- 0		HOME		0- 0		2- 0		0- 0							
1- 3		0- 2		1- 1		AWAY		0- 0		0- 0		0- 0							
6- 2		0- 0		0- 1		NEUTRAL		1- 0		4- 1		1- 0							
11- 2		0- 0		2- 1		CONFERENCE		2- 1		2- 0		5- 0							
6- 0		0- 0		1- 0		HOME		2- 0		1- 0		2- 0							
5- 2		0- 0		1- 1		AWAY		0- 1		1- 0		3- 0							
0- 0		0- 0		0- 0		NEUTRAL		0- 0		0- 0		0- 0							
RPI S	Opponent	Score		RPI S	Opponent	Score		RPI S	Opponent	Score		RPI S	Opponent	Score					
13 A	Southern California	0	3	28 A	Iowa St.	1	3	77 N	Long Beach St.	3	1	102 A	Illinois St.	3	0				
21 A	Purdue	0	3	31 N	Michigan	1	3	78 H	Southern Ill.	3	0	102 H	Illinois St.	3	1				
				32 A	Creighton	1	3	96 A	Missouri St.	1	3	112 N	Boston College	3	1				
				36 A	Marquette	3	2	96 H	Missouri St.	3	0	126 N	Arkansas St.	1	3				
				39 A	Wichita St.	3	0					127 N	Pittsburgh	3	0				
				39 H	Wichita St.	3	1					129 H	South Dakota St.	3	1				
												133 N	Wake Forest	3	0				
												134 H	Northern Ill.	3	1				
												148 N	George Washington	3	0				
												177 N	Mississippi St.	3	0				
												227 H	Evansville	3	1				
												232 A	Bradley	3	0				
												239 A	Drake	3	1				
												287 A	Indiana St.	3	0				
												287 H	Indiana St.	3	0				
				LAST 10 GAMES															
				96 A	Missouri St.	1	3	227 H	Evansville	3	1								
				39 A	Wichita St.	3	0	129 H	South Dakota St.	3	1								
				102 H	Illinois St.	3	1	239 A	Drake	3	1								
				287 H	Indiana St.	3	0	32 A	Creighton	1	3								
				78 H	Southern Ill.	3	0	39 H	Wichita St.	3	1								

Non-Div. I Games:

UNI

Average RPI Win: 148		WON-LOST	WINNING	LAST 10	STRENGTH OF	OPP. STRENGTH	TEAM	ADJ	CONF.	ADJ CONF.							
Average RPI Loss: 21		RECORD	PCT. RANK	GAMES	SCHEDULE	OF SCHEDULE	RPI	RPI	RPI	RPI							
DIV. I ONLY		17- 7	.70833	50	4- 6	77	42	41	.5974	46	2	2					
DIV. I NON-CONF.		12- 0	1	1	0- 0	140	163	36	.62458	37	1	1					
<hr/>																	
TOTALS		RPI 1-25		RPI 26-50		W-L RECORDS		RPI 51-100		RPI 101-150		RPI 150+					
17- 7		0- 5		1- 2		OVERALL		4- 0		5- 0		7- 0					
7- 4		0- 2		0- 2		HOME		2- 0		2- 0		3- 0					
6- 3		0- 3		1- 0		AWAY		2- 0		3- 0		0- 0					
4- 0		0- 0		0- 0		NEUTRAL		0- 0		0- 0		4- 0					
12- 0		0- 0		0- 0		NON-CONFERENCE		3- 0		2- 0		7- 0					
6- 0		0- 0		0- 0		HOME		2- 0		1- 0		3- 0					
2- 0		0- 0		0- 0		AWAY		1- 0		1- 0		0- 0					
4- 0		0- 0		0- 0		NEUTRAL		0- 0		0- 0		4- 0					
5- 7		0- 5		1- 2		CONFERENCE		1- 0		3- 0		0- 0					
1- 4		0- 2		0- 2		HOME		0- 0		1- 0		0- 0					
4- 3		0- 3		1- 0		AWAY		1- 0		2- 0		0- 0					
0- 0		0- 0		0- 0		NEUTRAL		0- 0		0- 0		0- 0					
RPI	S	Opponent		Score		RPI	S	Opponent		Score		RPI	S	Opponent		Score	
3	A	Nebraska		0 3		31	A	Michigan		3 0		52	H	Georgia		3 0	
8	A	Minnesota		2 3		35	H	Illinois		2 3		59	A	Wisconsin		3 1	
20	H	Ohio St.		1 3		38	H	Northwestern		1 3		61	H	IPFW		3 2	
21	A	Purdue		2 3								86	A	Col. of Charleston		3 1	
21	H	Purdue		2 3													

Non-Div. I Games:

Michigan St.

Average RPI Win:	131	WON-LOST RECORD	WINNING PCT. RANK	LAST 10 GAMES	STRENGTH OF SCHEDULE	OPP. STRENGTH OF SCHEDULE	TEAM RPI	ADJ RPI	CONF. RPI	ADJ CONF. RPI	
DIV. I ONLY	13- 10	.56522	133	4- 6	27	53	48	.592	47	6	6
DIV. I NON-CONF.	7- 3	.7	75	0- 0	80	112	64	.58167	66	6	6
<hr/>											
TOTALS	RPI 1-25	RPI 26-50		W-L RECORDS	RPI 51-100		RPI 101-150		RPI 150+		
13- 10	1- 4	0- 2		OVERALL	4- 3		4- 0		4- 1		
6- 3	1- 2	0- 1		HOME	2- 0		1- 0		2- 0		
3- 6	0- 2	0- 0		AWAY	1- 3		2- 0		0- 1		
4- 1	0- 0	0- 1		NEUTRAL	1- 0		1- 0		2- 0		
7- 3	0- 0	0- 1		NON-CONFERENCE	2- 1		1- 0		4- 1		
3- 0	0- 0	0- 0		HOME	1- 0		0- 0		2- 0		
0- 2	0- 0	0- 0		AWAY	0- 1		0- 0		0- 1		
4- 1	0- 0	0- 1		NEUTRAL	1- 0		1- 0		2- 0		
6- 7	1- 4	0- 1		CONFERENCE	2- 2		3- 0		0- 0		
3- 3	1- 2	0- 1		HOME	1- 0		1- 0		0- 0		
3- 4	0- 2	0- 0		AWAY	1- 2		2- 0		0- 0		
0- 0	0- 0	0- 0		NEUTRAL	0- 0		0- 0		0- 0		
RPI S	Opponent	Score	RPI S	Opponent	Score	RPI S	Opponent	Score	RPI S	Opponent	Score
9 A	Florida St.	0 3	31 N	Michigan	2 3	51 A	Georgia Tech	1 3	112 A	Boston College	3 0
9 H	Florida St.	2 3	40 H	North Carolina St.	1 3	54 A	Missouri	1 3	133 H	Wake Forest	3 1
16 A	Miami (FL)	0 3				57 N	Loyola Marymount	3 2	137 A	Virginia	3 0
16 H	Miami (FL)	3 0				58 H	Duke	3 1	141 N	Liberty	3 1
24 H	North Carolina	0 3				65 A	Clemson	0 3	156 A	High Point	1 3
						75 H	Towson	3 0	175 H	Middle Tenn.	3 1
						89 A	Maryland	3 2	186 N	Nicholls St.	3 0
									242 H	Harvard	3 0
									280 N	George Mason	3 0
<hr/>											
LAST 10 GAMES											
9 A	Florida St.	0 3	40 H	North Carolina St.	1 3	65 A	Clemson	0 3			
16 A	Miami (FL)	0 3	51 A	Georgia Tech	1 3						
58 H	Duke	3 1	112 A	Boston College	3 0						
133 H	Wake Forest	3 1	89 A	Maryland	3 2						
24 H	North Carolina	0 3									

Non-Div. I Games:

Virginia Tech

Average RPI Win: 135		WON-LOST	WINNING	LAST 10	STRENGTH OF		OPP. STRENGTH	TEAM	ADJ	CONF.	ADJ CONF.
Average RPI Loss: 27		RECORD	PCT. RANK	GAMES	SCHEDULE		OF SCHEDULE	RPI	RPI	RPI	RPI
DIV. I ONLY		12- 11	.52174	157	23		25	50	.5893	48	1
DIV. I NON-CONF.		8- 3	.72727	68	100		115	68	.57948	67	2
TOTALS		RPI 1-25	RPI 26-50		W-L RECORDS		RPI 51-100		RPI 101-150		RPI 150+
12- 11	0- 6	2- 3		OVERALL		2- 2		4- 0		4- 0	
9- 6	0- 3	2- 1		HOME		0- 2		3- 0		4- 0	
2- 5	0- 3	0- 2		AWAY		2- 0		0- 0		0- 0	
1- 0	0- 0	0- 0		NEUTRAL		0- 0		1- 0		0- 0	
8- 3	0- 0	0- 1		NON-CONFERENCE		0- 2		4- 0		4- 0	
7- 2	0- 0	0- 0		HOME		0- 2		3- 0		4- 0	
0- 1	0- 0	0- 1		AWAY		0- 0		0- 0		0- 0	
1- 0	0- 0	0- 0		NEUTRAL		0- 0		1- 0		0- 0	
4- 8	0- 6	2- 2		CONFERENCE		2- 0		0- 0		0- 0	
2- 4	0- 3	2- 1		HOME		0- 0		0- 0		0- 0	
2- 4	0- 3	0- 1		AWAY		2- 0		0- 0		0- 0	
0- 0	0- 0	0- 0		NEUTRAL		0- 0		0- 0		0- 0	
RPI S	Opponent	Score	RPI S	Opponent	Score	RPI S	Opponent	Score	RPI S	Opponent	Score
1 A	Stanford	0 3	29 A	Pepperdine	2 3	66 A	Utah	3 2	115 H	Lipscomb	3 0
1 H	Stanford	1 3	41 A	California	0 3	69 H	TCU	1 3	123 H	UC Irvine	3 0
5 A	UCLA	0 3	41 H	California	1 3	72 A	Colorado	3 1	143 N	Cal St. Fullerton	3 0
6 H	Oregon	0 3	43 H	Oregon St.	3 1	74 H	Cal St. Northridge	2 3	145 H	Utah Valley	3 0
13 A	Southern California	0 3	44 H	Arizona St.	3 1				168 H	Boise St.	3 0
14 H	Washington	1 3							197 H	American	3 0
									227 H	Evansville	3 0
									271 H	Iona	3 0
LAST 10 GAMES											
41 A	California	0 3	66 A	Utah	3 2						
1 A	Stanford	0 3	5 A	UCLA	0 3						
43 H	Oregon St.	3 1	13 A	Southern California	0 3						
6 H	Oregon	0 3	41 H	California	1 3						
72 A	Colorado	3 1	1 H	Stanford	1 3						

Non-Div. I Games:

Arizona

Average RPI Win:		174	WON-LOST RECORD		WINNING PCT. RANK		LAST 10 GAMES		STRENGTH OF SCHEDULE		OPP. STRENGTH OF SCHEDULE		TEAM RPI		ADJ RPI		CONF. RPI		ADJ CONF. RPI								
DIV. I ONLY			16- 8		.66667 67		10- 0		69		83		51		.58807 49		11		11								
DIV. I NON-CONF.			5- 7		.41667 205		0- 0		14		38		86		.56633 82		11		11								
TOTALS		RPI 1-25		RPI 26-50		W-L RECORDS		RPI 51-100		RPI 101-150		RPI 150+															
16- 8		0- 3		0- 4		OVERALL		2- 1		3- 0		11- 0															
12- 2		0- 2		0- 0		HOME		2- 0		2- 0		8- 0															
4- 4		0- 1		0- 2		AWAY		0- 1		1- 0		3- 0															
0- 2		0- 0		0- 2		NEUTRAL		0- 0		0- 0		0- 0															
5- 7		0- 3		0- 4		NON-CONFERENCE		0- 0		0- 0		5- 0															
4- 2		0- 2		0- 0		HOME		0- 0		0- 0		4- 0															
1- 3		0- 1		0- 2		AWAY		0- 0		0- 0		1- 0															
0- 2		0- 0		0- 2		NEUTRAL		0- 0		0- 0		0- 0															
11- 1		0- 0		0- 0		CONFERENCE		2- 1		3- 0		6- 0															
8- 0		0- 0		0- 0		HOME		2- 0		2- 0		4- 0															
3- 1		0- 0		0- 0		AWAY		0- 1		1- 0		2- 0															
0- 0		0- 0		0- 0		NEUTRAL		0- 0		0- 0		0- 0															
RPI	S	Opponent		Score		RPI	S	Opponent		Score		RPI	S	Opponent		Score											
6	H	Oregon		1	3	29	N	Pepperdine		0	3	64	A	Bowling Green		0	3	101	H	Eastern Mich.		3	0				
15	H	Kentucky		1	3	30	A	Dayton		1	3	64	H	Bowling Green		3	0	121	A	Ball St.		3	0				
24	A	North Carolina		2	3	35	N	Illinois		1	3	80	H	Western Mich.		3	0	134	H	Northern Ill.		3	1				
						40	A	North Carolina St.		0	3											151	H	Montana St.		3	0
																						163	H	Akron		3	0
																						187	H	Niagara		3	0
																						196	A	UNC Greensboro		3	0
																						207	H	Belmont		3	0
																						210	A	Toledo		3	2
																						220	H	Kent St.		3	0
																						229	A	Miami (OH)		3	0
																						229	H	Miami (OH)		3	1
																						234	H	Buffalo		3	0
																						259	H	Western Caro.		3	0
						LAST 10 GAMES																					
						64 H Bowling Green						3	0	210 A Toledo						3	2						
						229 H Miami (OH)						3	1	234 H Buffalo						3	0						
						80 H Western Mich.						3	0	163 H Akron						3	0						
						134 H Northern Ill.						3	1	101 H Eastern Mich.						3	0						
						121 A Ball St.						3	0	220 H Kent St.						3	0						

Non-Div. I Games:

Ohio

Average RPI Win:		129	WON-LOST RECORD		WINNING PCT. RANK		LAST 10 GAMES		STRENGTH OF SCHEDULE		OPP. STRENGTH OF SCHEDULE		TEAM RPI		ADJ RPI		CONF. RPI		ADJ CONF. RPI	
DIV. I ONLY		16- 7		.69565	58	8- 2		80		65		47		.58698		50	7		7	
DIV. I NON-CONF.		9- 4		.69231	80	1- 0		98		40		65		.58259		64	8		8	
TOTALS		RPI 1-25		RPI 26-50		W-L RECORDS		RPI 51-100		RPI 101-150		RPI 150+								
16- 7		0- 2		2- 3		OVERALL		3- 0		6- 0		5- 2								
10- 0		0- 0		2- 0		HOME		3- 0		2- 0		3- 0								
4- 4		0- 1		0- 1		AWAY		0- 0		3- 0		1- 2								
2- 3		0- 1		0- 2		NEUTRAL		0- 0		1- 0		1- 0								
9- 4		0- 2		1- 2		NON-CONFERENCE		0- 0		4- 0		4- 0								
5- 0		0- 0		1- 0		HOME		0- 0		1- 0		3- 0								
2- 1		0- 1		0- 0		AWAY		0- 0		2- 0		0- 0								
2- 3		0- 1		0- 2		NEUTRAL		0- 0		1- 0		1- 0								
7- 3		0- 0		1- 1		CONFERENCE		3- 0		2- 0		1- 2								
5- 0		0- 0		1- 0		HOME		3- 0		1- 0		0- 0								
2- 3		0- 0		0- 1		AWAY		0- 0		1- 0		1- 2								
0- 0		0- 0		0- 0		NEUTRAL		0- 0		0- 0		0- 0								
RPI	S	Opponent		Score		RPI	S	Opponent		Score		RPI	S	Opponent		Score				
5	N	UCLA		0 3		37	N	Santa Clara		2 3		53	H	Fresno St.		3 2				
18	A	Hawaii		1 3		41	H	California		3 2		63	H	UNLV		3 2				
						42	A	Colorado St.		0 3		84	H	New Mexico		3 2				
						42	H	Colorado St.		3 1										
						43	N	Oregon St.		1 3										

Non-Div. I Games:

San Diego St.

Average RPI Win: 138		WON-LOST	WINNING	LAST 10	STRENGTH OF		OPP. STRENGTH	TEAM	ADJ	CONF.	ADJ CONF.				
Average RPI Loss: 44		RECORD	PCT. RANK	GAMES	SCHEDULE		OF SCHEDULE	RPI	RPI	RPI	RPI				
DIV. I ONLY		16- 8	.66667	67	5- 5		85	40	52	.58556	51	6	6		
DIV. I NON-CONF.		9- 2	.81818	38	1- 0		134	75	49	.59213	50	6	6		

TOTALS		RPI 1-25		RPI 26-50		W-L RECORDS		RPI 51-100		RPI 101-150		RPI 150+			
16- 8		0- 4		1- 1		OVERALL		5- 2		5- 1		5- 0			
9- 2		0- 2		1- 0		HOME		2- 0		3- 0		3- 0			
3- 6		0- 2		0- 1		AWAY		1- 2		2- 1		0- 0			
4- 0		0- 0		0- 0		NEUTRAL		2- 0		0- 0		2- 0			
9- 2		0- 1		0- 0		NON-CONFERENCE		3- 0		1- 1		5- 0			
4- 0		0- 0		0- 0		HOME		0- 0		1- 0		3- 0			
1- 2		0- 1		0- 0		AWAY		1- 0		0- 1		0- 0			
4- 0		0- 0		0- 0		NEUTRAL		2- 0		0- 0		2- 0			
7- 6		0- 3		1- 1		CONFERENCE		2- 2		4- 0		0- 0			
5- 2		0- 2		1- 0		HOME		2- 0		2- 0		0- 0			
2- 4		0- 1		0- 1		AWAY		0- 2		2- 0		0- 0			
0- 0		0- 0		0- 0		NEUTRAL		0- 0		0- 0		0- 0			
RPI S	Opponent	Score		RPI S	Opponent	Score		RPI S	Opponent	Score		RPI S	Opponent	Score	
9	H Florida St.	2	3	40	A North Carolina St.	2	3	52	A Georgia	3	1	107	A Indiana	1	3
11	A Florida	1	3	47	H Virginia Tech	3	1	58	A Duke	2	3	112	A Boston College	3	0
16	H Miami (FL)	0	3					64	N Bowling Green	3	1	112	H Boston College	3	0
24	A North Carolina	0	3					65	H Clemson	3	0	133	A Wake Forest	3	0
								89	A Maryland	2	3	137	H Virginia	3	0
								89	H Maryland	3	0	143	H Cal St. Fullerton	3	1
								93	N Cleveland St.	3	0	189	H SMU	3	2
												194	N La.-Lafayette	3	0
												236	N Jacksonville	3	0
												246	H Georgia St.	3	0
												288	H Charleston So.	3	0

LAST 10 GAMES															
112	A Boston College	3	0	58	A Duke	2	3								
89	A Maryland	2	3	133	A Wake Forest	3	0								
16	H Miami (FL)	0	3	137	H Virginia	3	0								
9	H Florida St.	2	3	47	H Virginia Tech	3	1								
52	A Georgia	3	1	24	A North Carolina	0	3								

Non-Div. I Games:

Georgia Tech

Average RPI Win: 131		WON-LOST RECORD		WINNING PCT. RANK		LAST 10 GAMES		STRENGTH OF SCHEDULE		OPP. STRENGTH OF SCHEDULE		TEAM RPI		ADJ RPI		CONF. RPI		ADJ CONF. RPI	
DIV. I ONLY		13- 9		.59091 117		5- 5		40		51		54		.58371 52		4		5	
DIV. I NON-CONF.		6- 4		.6 122		0- 1		44		84		62		.58274 63		4		4	
TOTALS		RPI 1-25		RPI 26-50		W-L RECORDS		RPI 51-100		RPI 101-150		RPI 150+							
13- 9		0- 4		0- 1		OVERALL		5- 4		4- 0		4- 0							
7- 3		0- 2		0- 0		HOME		4- 1		2- 0		1- 0							
4- 5		0- 2		0- 1		AWAY		1- 2		1- 0		2- 0							
2- 1		0- 0		0- 0		NEUTRAL		0- 1		1- 0		1- 0							
6- 4		0- 1		0- 1		NON-CONFERENCE		1- 2		2- 0		3- 0							
3- 1		0- 0		0- 0		HOME		1- 1		1- 0		1- 0							
1- 2		0- 1		0- 1		AWAY		0- 0		0- 0		1- 0							
2- 1		0- 0		0- 0		NEUTRAL		0- 1		1- 0		1- 0							
7- 5		0- 3		0- 0		CONFERENCE		4- 2		2- 0		1- 0							
4- 2		0- 2		0- 0		HOME		3- 0		1- 0		0- 0							
3- 3		0- 1		0- 0		AWAY		1- 2		1- 0		1- 0							
0- 0		0- 0		0- 0		NEUTRAL		0- 0		0- 0		0- 0							
RPI S	Opponent		Score		RPI S	Opponent		Score		RPI S	Opponent		Score		RPI S	Opponent		Score	
9	A	Florida St.	1	3	46	A	Michigan St.	0	3	51	H	Georgia Tech	1	3	111	A	Alabama	3	0
15	H	Kentucky	2	3						54	A	Missouri	0	3	111	H	Alabama	3	2
19	A	Tennessee	2	3						54	H	Missouri	3	0	138	H	Troy	3	0
23	H	Arkansas	0	3						55	H	Auburn	3	0	142	N	Albany (NY)	3	1
										61	N	IPFW	1	3	177	A	Mississippi St.	3	1
										76	A	LSU	3	2	195	N	FIU	3	0
										82	H	Ga. Southern	3	1	222	A	Florida A&M	3	0
										88	H	Ole Miss	3	2	246	H	Georgia St.	3	0
										91	A	South Carolina	0	3					
LAST 10 GAMES																			
15	H	Kentucky	2	3	55	H	Auburn	3	0										
54	H	Missouri	3	0	19	A	Tennessee	2	3										
111	A	Alabama	3	0	76	A	LSU	3	2										
51	H	Georgia Tech	1	3	54	A	Missouri	0	3										
88	H	Ole Miss	3	2	23	H	Arkansas	0	3										

Non-Div. I Games:

Georgia

Average RPI Win: 128		WON-LOST RECORD		WINNING PCT. RANK		LAST 10 GAMES		STRENGTH OF SCHEDULE		OPP. STRENGTH OF SCHEDULE		TEAM RPI		ADJ RPI		CONF. RPI		ADJ CONF. RPI	
DIV. I ONLY		15- 8		.65217 85		7- 3		48		96		49		.58331 53		7		7	
DIV. I NON-CONF.		9- 5		.64286 99		2- 0		51		106		55		.58408 61		8		8	
TOTALS		RPI 1-25		RPI 26-50		W-L RECORDS		RPI 51-100		RPI 101-150		RPI 150+							
15- 8		0- 1		1- 2		OVERALL		6- 2		3- 1		5- 2							
5- 3		0- 0		1- 0		HOME		1- 1		2- 1		1- 1							
6- 3		0- 1		0- 1		AWAY		2- 0		1- 0		3- 1							
4- 2		0- 0		0- 1		NEUTRAL		3- 1		0- 0		1- 0							
9- 5		0- 1		0- 1		NON-CONFERENCE		4- 1		2- 1		3- 1							
2- 2		0- 0		0- 0		HOME		0- 0		1- 1		1- 1							
3- 1		0- 1		0- 0		AWAY		1- 0		1- 0		1- 0							
4- 2		0- 0		0- 1		NEUTRAL		3- 1		0- 0		1- 0							
6- 3		0- 0		1- 1		CONFERENCE		2- 1		1- 0		2- 1							
3- 1		0- 0		1- 0		HOME		1- 1		1- 0		0- 0							
3- 2		0- 0		0- 1		AWAY		1- 0		0- 0		2- 1							
0- 0		0- 0		0- 0		NEUTRAL		0- 0		0- 0		0- 0							
RPI S	Opponent	Score		RPI S	Opponent	Score		RPI S	Opponent	Score		RPI S	Opponent	Score					
22 A	San Diego	0 3		42 H	Colorado St.	3 2		60 N	Idaho St.	3 0		104 H	Wyoming	3 2					
				44 N	Arizona St.	0 3		63 H	UNLV	1 3		132 H	UC Davis	3 0					
				50 A	San Diego St.	2 3		72 A	Colorado	3 0		145 H	Utah Valley	2 3					
								73 N	Northern Ariz.	1 3		149 A	UTEP	3 2					
								81 N	Yale	3 0		168 A	Boise St.	3 2					
								83 N	UC Santa Barbara	3 2		173 A	Air Force	1 3					
								84 A	New Mexico	3 2		182 A	CSU Bakersfield	3 1					
								84 H	New Mexico	3 1		182 H	CSU Bakersfield	3 0					
												192 H	Sacramento St.	2 3					
												224 A	Nevada	3 0					
												267 N	Cornell	3 0					
				LAST 10 GAMES															
				84 A	New Mexico	3 2		42 H	Colorado St.	3 2									
				182 A	CSU Bakersfield	3 1		224 A	Nevada	3 0									
				63 H	UNLV	1 3		50 A	San Diego St.	2 3									
				182 H	CSU Bakersfield	3 0		84 H	New Mexico	3 1									
				104 H	Wyoming	3 2		173 A	Air Force	1 3									

Average RPI Win: 136		WON-LOST	WINNING	LAST 10	STRENGTH OF		OPP. STRENGTH	TEAM	ADJ	CONF.	ADJ CONF.
Average RPI Loss: 43		RECORD	PCT. RANK	GAMES	SCHEDULE		OF SCHEDULE	RPI	RPI	RPI	RPI
DIV. I ONLY		15- 8	.65217	85	5- 5		88	41	58	.58133	54
DIV. I NON-CONF.		8- 2	.8	47	0- 0		182	119	81	.56808	81
TOTALS		RPI 1-25	RPI 26-50		W-L RECORDS		RPI 51-100		RPI 101-150		RPI 150+
15- 8		1- 3	1- 2		OVERALL		4- 3		3- 0		6- 0
7- 2		1- 0	1- 2		HOME		2- 0		0- 0		3- 0
4- 6		0- 3	0- 0		AWAY		2- 3		2- 0		0- 0
4- 0		0- 0	0- 0		NEUTRAL		0- 0		1- 0		3- 0
8- 2		0- 0	1- 1		NON-CONFERENCE		0- 1		2- 0		5- 0
3- 1		0- 0	1- 1		HOME		0- 0		0- 0		2- 0
1- 1		0- 0	0- 0		AWAY		0- 1		1- 0		0- 0
4- 0		0- 0	0- 0		NEUTRAL		0- 0		1- 0		3- 0
7- 6		1- 3	0- 1		CONFERENCE		4- 2		1- 0		1- 0
4- 1		1- 0	0- 1		HOME		2- 0		0- 0		1- 0
3- 5		0- 3	0- 0		AWAY		2- 2		1- 0		0- 0
0- 0		0- 0	0- 0		NEUTRAL		0- 0		0- 0		0- 0
RPI S	Opponent	Score	RPI S	Opponent	Score	RPI S	Opponent	Score	RPI S	Opponent	Score
11 A	Florida	0 3	26 H	Texas A&M	1 3	52 A	Georgia	0 3	111 A	Alabama	3 1
19 A	Tennessee	2 3	31 H	Michigan	0 3	52 H	Georgia	3 0	115 A	Lipscomb	3 0
19 H	Tennessee	3 2	47 H	Virginia Tech	3 1	55 A	Auburn	3 2	139 N	Valparaiso	3 0
23 A	Arkansas	0 3				76 A	LSU	3 1	174 H	North Florida	3 0
						88 A	Ole Miss	1 3	177 H	Mississippi St.	3 0
						88 H	Ole Miss	3 0	186 H	Nicholls St.	3 0
						92 A	Morehead St.	2 3	205 N	Houston	3 0
									275 N	Appalachian St.	3 0
									325 N	Savannah St.	3 0
LAST 10 GAMES											
23 A	Arkansas	0 3	111 A	Alabama	3 1						
52 A	Georgia	0 3	19 A	Tennessee	2 3						
55 A	Auburn	3 2	52 H	Georgia	3 0						
88 A	Ole Miss	1 3	26 H	Texas A&M	1 3						
177 H	Mississippi St.	3 0	76 A	LSU	3 1						

Non-Div. I Games:

Missouri

Average RPI Win: 146		WON-LOST RECORD		WINNING PCT. RANK		LAST 10 GAMES		STRENGTH OF SCHEDULE		OPP. STRENGTH OF SCHEDULE		TEAM RPI		ADJ RPI		CONF. RPI		ADJ CONF. RPI	
DIV. I ONLY		15- 8		.65217 85		4- 6		73		57		53		.58128 55		4		5	
DIV. I NON-CONF.		9- 1		.9 20		0- 0		72		145		32		.62979 36		4		4	
TOTALS		RPI 1-25		RPI 26-50		W-L RECORDS		RPI 51-100		RPI 101-150		RPI 150+							
15- 8		0- 3		0- 2		OVERALL		4- 3		4- 0		7- 0							
6- 2		0- 0		0- 0		HOME		2- 2		1- 0		3- 0							
6- 5		0- 3		0- 1		AWAY		2- 1		1- 0		3- 0							
3- 1		0- 0		0- 1		NEUTRAL		0- 0		2- 0		1- 0							
9- 1		0- 0		0- 1		NON-CONFERENCE		1- 0		3- 0		5- 0							
3- 0		0- 0		0- 0		HOME		1- 0		0- 0		2- 0							
3- 0		0- 0		0- 0		AWAY		0- 0		1- 0		2- 0							
3- 1		0- 0		0- 1		NEUTRAL		0- 0		2- 0		1- 0							
6- 7		0- 3		0- 1		CONFERENCE		3- 3		1- 0		2- 0							
3- 2		0- 0		0- 0		HOME		1- 2		1- 0		1- 0							
3- 5		0- 3		0- 1		AWAY		2- 1		0- 0		1- 0							
0- 0		0- 0		0- 0		NEUTRAL		0- 0		0- 0		0- 0							
RPI S	Opponent	Score		RPI S	Opponent	Score		RPI S	Opponent	Score		RPI S	Opponent	Score					
11 A	Florida	0	3	26 A	Texas A&M	1	3	52 A	Georgia	0	3	111 H	Alabama	3	1				
15 A	Kentucky	1	3	39 N	Wichita St.	1	3	54 H	Missouri	2	3	135 N	Central Mich.	3	2				
23 A	Arkansas	0	3					76 H	LSU	1	3	138 A	Troy	3	0				
								82 H	Ga. Southern	3	1	146 N	Texas St.	3	0				
								88 A	Ole Miss	3	0	156 H	High Point	3	0				
								91 A	South Carolina	3	0	172 A	Green Bay	3	0				
								91 H	South Carolina	3	1	177 A	Mississippi St.	3	0				
												177 H	Mississippi St.	3	0				
												189 A	SMU	3	0				
												201 H	Jacksonville St.	3	0				
												239 N	Drake	3	0				
				LAST 10 GAMES															
				88 A	Ole Miss	3	0	52 A	Georgia	0	3								
				91 A	South Carolina	3	0	177 H	Mississippi St.	3	0								
				54 H	Missouri	2	3	15 A	Kentucky	1	3								
				76 H	LSU	1	3	23 A	Arkansas	0	3								
				11 A	Florida	0	3	111 H	Alabama	3	1								

Non-Div. I Games:

Auburn

**T
u
l
s
a**

Loss, Non-Conf, S Site, H Home, A Away, N Neutral Page 56

Average RPI Win:	142	WON-LOST RECORD	WINNING PCT. RANK	LAST 10 GAMES	STRENGTH OF SCHEDULE	OPP. STRENGTH OF SCHEDULE	TEAM RPI	ADJ RPI	CONF. RPI	ADJ CONF. RPI	
Average RPI Loss:	37	14- 10	.58333 122	5- 5	57	37	63	.58083 57	5	4	
DIV. I ONLY		9- 4	.69231 80	1- 0	85	59	59	.58605 57	5	5	
DIV. I NON-CONF.											
<hr/>											
TOTALS	RPI 1-25	RPI 26-50		W-L RECORDS	RPI 51-100		RPI 101-150		RPI 150+		
14- 10	0- 4	3- 4		OVERALL	1- 2		3- 0		7- 0		
7- 6	0- 2	1- 2		HOME	0- 2		2- 0		4- 0		
5- 2	0- 1	2- 1		AWAY	0- 0		1- 0		2- 0		
2- 2	0- 1	0- 1		NEUTRAL	1- 0		0- 0		1- 0		
<hr/>											
9- 4	0- 1	1- 2		NON-CONFERENCE	1- 1		2- 0		5- 0		
5- 2	0- 0	0- 1		HOME	0- 1		2- 0		3- 0		
2- 0	0- 0	1- 0		AWAY	0- 0		0- 0		1- 0		
2- 2	0- 1	0- 1		NEUTRAL	1- 0		0- 0		1- 0		
<hr/>											
5- 6	0- 3	2- 2		CONFERENCE	0- 1		1- 0		2- 0		
2- 4	0- 2	1- 1		HOME	0- 1		0- 0		1- 0		
3- 2	0- 1	1- 1		AWAY	0- 0		1- 0		1- 0		
0- 0	0- 0	0- 0		NEUTRAL	0- 0		0- 0		0- 0		
<hr/>											
RPI S	Opponent	Score	RPI S	Opponent	Score	RPI S	Opponent	Score	RPI S	Opponent	Score
10 N	Kansas	1 3	27 A	St. Mary's (CA)	3 0	68 H	San Francisco	2 3	118 H	Connecticut	3 0
17 H	BYU	2 3	27 H	St. Mary's (CA)	1 3	83 H	UC Santa Barbara	0 3	123 H	UC Irvine	3 0
22 A	San Diego	0 3	29 A	Pepperdine	2 3	85 N	Xavier	3 1	144 A	Portland	3 0
22 H	San Diego	1 3	34 A	Notre Dame	3 1				156 A	High Point	3 1
			37 H	Santa Clara	3 0				157 A	Gonzaga	3 0
			44 H	Arizona St.	1 3				157 H	Gonzaga	3 0
			47 N	Virginia Tech	2 3				182 H	CSU Bakersfield	3 0
									217 H	Colgate	3 1
									271 H	Iona	3 0
									280 N	George Mason	3 0
<hr/>											
LAST 10 GAMES											
			157 H	Gonzaga	3 0	37 H	Santa Clara	3 0			
			29 A	Pepperdine	2 3	27 H	St. Mary's (CA)	1 3			
			144 A	Portland	3 0	17 H	BYU	2 3			
			157 A	Gonzaga	3 0	182 H	CSU Bakersfield	3 0			
			22 A	San Diego	0 3	22 H	San Diego	1 3			

Non-Div. I Games:

Loyola Marymount

Duke				Through Games Of Sunday, Oct. 28, 2012											
Average RPI Win: 150		WON-LOST	WINNING	LAST 10	STRENGTH OF		OPP. STRENGTH	TEAM	ADJ		CONF.	ADJ CONF.			
Average RPI Loss: 45		RECORD	PCT. RANK	GAMES	SCHEDULE		OF SCHEDULE	RPI	RPI		RPI	RPI			
DIV. I ONLY		13- 12	.52	159	4- 6		18	71	56	.57979	58	6	6		
DIV. I NON-CONF.		9- 3	.75	59	0- 0		37	150	40	.61619	42	6	6		
TOTALS		RPI 1-25		RPI 26-50		W-L RECORDS		RPI 51-100		RPI 101-150		RPI 150+			
13- 12		0- 5		1- 4		OVERALL		3- 1		3- 2		6- 0			
9- 4		0- 1		1- 0		HOME		3- 1		0- 2		5- 0			
1- 7		0- 4		0- 3		AWAY		0- 0		1- 0		0- 0			
3- 1		0- 0		0- 1		NEUTRAL		0- 0		2- 0		1- 0			
9- 3		0- 1		0- 2		NON-CONFERENCE		1- 0		2- 0		6- 0			
6- 0		0- 0		0- 0		HOME		1- 0		0- 0		5- 0			
0- 2		0- 1		0- 1		AWAY		0- 0		0- 0		0- 0			
3- 1		0- 0		0- 1		NEUTRAL		0- 0		2- 0		1- 0			
4- 9		0- 4		1- 2		CONFERENCE		2- 1		1- 2		0- 0			
3- 4		0- 1		1- 0		HOME		2- 1		0- 2		0- 0			
1- 5		0- 3		0- 2		AWAY		0- 0		1- 0		0- 0			
0- 0		0- 0		0- 0		NEUTRAL		0- 0		0- 0		0- 0			
RPI S	Opponent	Score		RPI S	Opponent	Score		RPI S	Opponent	Score		RPI S	Opponent	Score	
7 A	Louisville	0	3	31 A	Michigan	2	3	51 H	Georgia Tech	3	2	101 N	Eastern Mich.	3	1
9 A	Florida St.	1	3	33 N	Western Ky.	1	3	65 H	Clemson	2	3	112 H	Boston College	0	3
16 A	Miami (FL)	1	3	40 A	North Carolina St.	1	3	89 H	Maryland	3	0	117 N	Samford	3	1
24 A	North Carolina	2	3	40 H	North Carolina St.	3	2	98 H	Northeastern	3	1	133 H	Wake Forest	1	3
24 H	North Carolina	1	3	47 A	Virginia Tech	1	3					137 A	Virginia	3	1
												171 N	Marshall	3	0
												191 H	Fairfield	3	0
												204 H	William & Mary	3	0
												215 H	Milwaukee	3	0
												216 H	Elon	3	0
												318 H	East Carolina	3	0
				LAST 10 GAMES											
				40 H North Carolina St.				3	2	51 H Georgia Tech				3	2
				24 H North Carolina				1	3	65 H Clemson				2	3
				47 A Virginia Tech				1	3	112 H Boston College				0	3
				137 A Virginia				3	1	89 H Maryland				3	0
				133 H Wake Forest				1	3	9 A Florida St.				1	3

Non-Div. I Games:

Duke

Average RPI Win: 147		WON-LOST	WINNING	LAST 10	STRENGTH OF		OPP. STRENGTH	TEAM	ADJ	CONF.	ADJ CONF.
Average RPI Loss: 32		RECORD	PCT. RANK	GAMES	SCHEDULE		OF SCHEDULE	RPI	RPI	RPI	RPI
DIV. I ONLY		16-9	.64	92	3-7		87	36	59	.57975	59
DIV. I NON-CONF.		12-1	.92308	12	0-0		201	129	47	.59103	52
TOTALS		RPI 1-25	RPI 26-50		W-L RECORDS		RPI 51-100		RPI 101-150		RPI 150+
16-9	0-4	3-4		OVERALL		3-0		2-1		8-0	
5-5	0-2	2-2		HOME		0-0		0-1		3-0	
5-3	0-2	1-1		AWAY		2-0		2-0		0-0	
6-1	0-0	0-1		NEUTRAL		1-0		0-0		5-0	
12-1	0-0	0-1		NON-CONFERENCE		3-0		1-0		8-0	
3-0	0-0	0-0		HOME		0-0		0-0		3-0	
3-0	0-0	0-0		AWAY		2-0		1-0		0-0	
6-1	0-0	0-1		NEUTRAL		1-0		0-0		5-0	
4-8	0-4	3-3		CONFERENCE		0-0		1-1		0-0	
2-5	0-2	2-2		HOME		0-0		0-1		0-0	
2-3	0-2	1-1		AWAY		0-0		1-0		0-0	
0-0	0-0	0-0		NEUTRAL		0-0		0-0		0-0	
RPI S	Opponent	Score	RPI S	Opponent	Score	RPI S	Opponent	Score	RPI S	Opponent	Score
2 H	Penn St.	0 3	31 H	Michigan	3 0	74 N	Cal St. Northridge	3 1	107 H	Indiana	1 3
3 A	Nebraska	0 3	32 N	Creighton	1 3	77 A	Long Beach St.	3 1	110 A	Iowa	3 2
8 A	Minnesota	0 3	35 A	Illinois	2 3	82 A	Ga. Southern	3 2	131 A	South Fla.	3 0
20 H	Ohio St.	1 3	35 H	Illinois	3 1				165 H	North Dakota St.	3 0
			38 A	Northwestern	3 1				178 N	South Ala.	3 1
			38 H	Northwestern	2 3				200 N	James Madison	3 0
			46 H	Michigan St.	1 3				214 N	UCF	3 0
									215 H	Milwaukee	3 0
									236 N	Jacksonville	3 0
									239 H	Drake	3 0
									325 N	Savannah St.	3 0
LAST 10 GAMES											
38 H	Northwestern	2 3	3 A	Nebraska	0 3						
35 H	Illinois	3 1	31 H	Michigan	3 0						
107 H	Indiana	1 3	46 H	Michigan St.	1 3						
8 A	Minnesota	0 3	20 H	Ohio St.	1 3						
110 A	Iowa	3 2	2 H	Penn St.	0 3						

Non-Div. I Games:

Wisconsin

Average RPI Win: 180		WON-LOST	WINNING	LAST 10	STRENGTH OF		OPP. STRENGTH	TEAM	ADJ	CONF.	ADJ CONF.		
Average RPI Loss: 93		RECORD	PCT. RANK	GAMES	SCHEDULE		OF SCHEDULE	RPI	RPI	RPI	RPI		
DIV. I ONLY		18- 5	.78261	31	8- 2		136	158	61	.5772	60	16	15
DIV. I NON-CONF.		6- 3	.66667	89	0- 0		162	128	110	.54095	108	12	12
<hr/>													
TOTALS		RPI 1-25		RPI 26-50		W-L RECORDS		RPI 51-100		RPI 101-150		RPI 150+	
18- 5		0- 0		0- 1		OVERALL		5- 2		4- 1		9- 1	
7- 0		0- 0		0- 0		HOME		3- 0		1- 0		3- 0	
7- 3		0- 0		0- 0		AWAY		1- 1		3- 1		3- 1	
4- 2		0- 0		0- 1		NEUTRAL		1- 1		0- 0		3- 0	
6- 3		0- 0		0- 1		NON-CONFERENCE		1- 1		2- 1		3- 0	
0- 0		0- 0		0- 0		HOME		0- 0		0- 0		0- 0	
2- 1		0- 0		0- 0		AWAY		0- 0		2- 1		0- 0	
4- 2		0- 0		0- 1		NEUTRAL		1- 1		0- 0		3- 0	
12- 2		0- 0		0- 0		CONFERENCE		4- 1		2- 0		6- 1	
7- 0		0- 0		0- 0		HOME		3- 0		1- 0		3- 0	
5- 2		0- 0		0- 0		AWAY		1- 1		1- 0		3- 1	
0- 0		0- 0		0- 0		NEUTRAL		0- 0		0- 0		0- 0	
RPI S	Opponent	Score	RPI S	Opponent	Score	RPI S	Opponent	Score	RPI S	Opponent	Score		
			44 N	Arizona St.	2 3	53 N	Fresno St.	0 3	113 A	St. John's (NY)	3 1		
						63 N	UNLV	3 1	140 A	North Dakota	3 0		
						73 A	Northern Ariz.	1 3	140 H	North Dakota	3 1		
						73 H	Northern Ariz.	3 1	144 A	Portland	2 3		
						79 H	Portland St.	3 0	149 A	UTEP	3 0		
						95 A	Northern Colo.	3 0	151 A	Montana St.	2 3		
						95 H	Northern Colo.	3 2	192 A	Sacramento St.	3 2		
									223 A	Montana	3 2		
									228 N	Tennessee St.	3 0		
									233 A	Southern Utah	3 1		
									233 H	Southern Utah	3 0		
									255 H	Weber St.	3 0		
									297 H	Eastern Wash.	3 0		
									312 N	Fairleigh Dickinson	3 0		
									319 N	St. Francis (NY)	3 0		
			LAST 10 GAMES										
			95 A	Northern Colo.	3 0	79 H	Portland St.	3 0					
			140 A	North Dakota	3 0	192 A	Sacramento St.	3 2					
			73 A	Northern Ariz.	1 3	255 H	Weber St.	3 0					
			233 A	Southern Utah	3 1	223 A	Montana	3 2					
			297 H	Eastern Wash.	3 0	151 A	Montana St.	2 3					

Non-Div. I Games:

Idaho St.

Average RPI Win: 173		WON-LOST RECORD	WINNING PCT. RANK	LAST 10 GAMES	STRENGTH OF SCHEDULE	OPP. STRENGTH OF SCHEDULE	TEAM RPI	ADJ RPI		CONF. RPI	ADJ CONF. RPI	
Average RPI Loss: 101												
DIV. I ONLY		21- 5	.80769 29	8- 2	169	106	65	.57627	61	12	12	
DIV. I NON-CONF.		11- 2	.84615 30	1- 0	228	83	79	.57082	79	15	13	
<hr/>												
TOTALS		RPI 1-25		RPI 26-50		W-L RECORDS		RPI 51-100		RPI 101-150		RPI 150+
21- 5		0- 0		0- 1		OVERALL		1- 1		8- 3		12- 0
10- 2		0- 0		0- 0		HOME		0- 1		4- 1		6- 0
7- 3		0- 0		0- 1		AWAY		0- 0		2- 2		5- 0
4- 0		0- 0		0- 0		NEUTRAL		1- 0		2- 0		1- 0
<hr/>												
11- 2		0- 0		0- 1		NON-CONFERENCE		1- 1		4- 0		6- 0
4- 1		0- 0		0- 0		HOME		0- 1		1- 0		3- 0
3- 1		0- 0		0- 1		AWAY		0- 0		1- 0		2- 0
4- 0		0- 0		0- 0		NEUTRAL		1- 0		2- 0		1- 0
<hr/>												
10- 3		0- 0		0- 0		CONFERENCE		0- 0		4- 3		6- 0
6- 1		0- 0		0- 0		HOME		0- 0		3- 1		3- 0
4- 2		0- 0		0- 0		AWAY		0- 0		1- 2		3- 0
0- 0		0- 0		0- 0		NEUTRAL		0- 0		0- 0		0- 0
<hr/>												
RPI S	Opponent	Score	RPI S	Opponent	Score	RPI S	Opponent	Score	RPI S	Opponent	Score	
			46 A	Michigan St.	2 3	52 N	Georgia	3 1	101 N	Eastern Mich.	3 0	
						93 H	Cleveland St.	0 3	119 A	Oakland	2 3	
									119 H	Oakland	1 3	
									121 H	Ball St.	3 1	
									129 A	South Dakota St.	2 3	
									129 H	South Dakota St.	3 0	
									130 H	IUPUI	3 1	
									135 A	Central Mich.	3 1	
									136 A	UMKC	3 0	
									136 H	UMKC	3 0	
									142 N	Albany (NY)	3 0	
									165 A	North Dakota St.	3 2	
									165 H	North Dakota St.	3 2	
									170 A	South Dakota	3 1	
									170 H	South Dakota	3 2	
									176 A	Ill.-Chicago	3 0	
									210 A	Toledo	3 1	
									211 N	Texas-Arlington	3 0	
									219 H	Western Ill.	3 1	
									220 H	Kent St.	3 0	
									238 A	Neb. Omaha	3 2	
									298 H	Wright St.	3 0	
									301 H	Murray St.	3 0	
<hr/>												
			LAST 10 GAMES									
			129 A	South Dakota St.	2 3	119 H	Oakland	1 3	301 H	Murray St.	3 0	
			165 A	North Dakota St.	3 2	219 H	Western Ill.	3 1				
			170 H	South Dakota	3 2	238 A	Neb. Omaha	3 2				
			136 H	UMKC	3 0	165 H	North Dakota St.	3 2				
			210 A	Toledo	3 1	129 H	South Dakota St.	3 0				

Non-Div. I Games:

IPFW

Average RPI Win: 180		WON-LOST	WINNING	LAST 10	STRENGTH OF		OPP. STRENGTH	TEAM	ADJ	CONF.	ADJ CONF.
Average RPI Loss: 26		RECORD	PCT. RANK	GAMES	SCHEDULE		OF SCHEDULE	RPI	RPI	RPI	RPI
DIV. I ONLY		16-9	.64	92	3-7		78	64	60	.57606	62
DIV. I NON-CONF.		13-2	.86667	27	0-0		207	171	74	.57365	72
TOTALS		RPI 1-25	RPI 26-50		W-L RECORDS		RPI 51-100		RPI 101-150		RPI 150+
16-9	0-7	1-1		OVERALL		4-0		3-1		8-0	
7-2	0-2	0-0		HOME		3-0		1-0		3-0	
2-7	0-5	0-1		AWAY		0-0		0-1		2-0	
7-0	0-0	1-0		NEUTRAL		1-0		2-0		3-0	
13-2	0-1	1-0		NON-CONFERENCE		2-0		3-1		7-0	
4-0	0-0	0-0		HOME		1-0		1-0		2-0	
2-2	0-1	0-0		AWAY		0-0		0-1		2-0	
7-0	0-0	1-0		NEUTRAL		1-0		2-0		3-0	
3-7	0-6	0-1		CONFERENCE		2-0		0-0		1-0	
3-2	0-2	0-0		HOME		2-0		0-0		1-0	
0-5	0-4	0-1		AWAY		0-0		0-0		0-0	
0-0	0-0	0-0		NEUTRAL		0-0		0-0		0-0	
RPI S	Opponent	Score	RPI S	Opponent	Score	RPI S	Opponent	Score	RPI S	Opponent	Score
4 A	Texas	1 3	28 A	Iowa St.	1 3	68 N	San Francisco	3 1	120 A	North Texas	0 3
4 H	Texas	0 3	41 N	California	3 0	69 H	TCU	3 2	126 N	Arkansas St.	3 1
10 A	Kansas	2 3				87 H	Texas Tech	3 1	146 H	Texas St.	3 0
12 A	Kansas St.	1 3				99 H	A&M-Corpus Christi	3 0	149 N	UTEP	3 0
12 H	Kansas St.	1 3							188 H	West Virginia	3 0
18 A	Hawaii	0 3							224 H	Nevada	3 1
25 A	Oklahoma	0 3							258 N	Binghamton	3 2
									261 N	Hampton	3 2
									276 A	McNeese St.	3 1
									285 A	Tulane	3 0
									285 H	Tulane	3 1
									321 N	Bethune-Cookman	3 0
LAST 10 GAMES											
12 A	Kansas St.	1 3	87 H	Texas Tech	3 1						
4 A	Texas	1 3	10 A	Kansas	2 3						
188 H	West Virginia	3 0	12 H	Kansas St.	1 3						
69 H	TCU	3 2	4 H	Texas	0 3						
25 A	Oklahoma	0 3	28 A	Iowa St.	1 3						

Non-Div. I Games:

Baylor

Non-Div. I Games:

UNLV

Average RPI Win:	154	WON-LOST	WINNING	LAST 10	STRENGTH OF	OPP. STRENGTH	TEAM	ADJ	CONF.	ADJ CONF.		
Average RPI Loss:	55	RECORD	PCT. RANK	GAMES	SCHEDULE	OF SCHEDULE	RPI	RPI	RPI	RPI		
DIV. I ONLY		15- 9	.625	103	8- 2	74	76	67	.57567	64	11	11
DIV. I NON-CONF.		5- 7	.41667	205	1- 0	16	43	88	.56521	84	11	11
<hr/>												
TOTALS	RPI 1-25	RPI 26-50		W-L RECORDS		RPI 51-100		RPI 101-150		RPI 150+		
15- 9	0- 2	1- 3		OVERALL		2- 3		4- 1		8- 0		
6- 1	0- 0	1- 0		HOME		1- 0		1- 1		3- 0		
6- 4	0- 2	0- 2		AWAY		0- 0		3- 0		3- 0		
3- 4	0- 0	0- 1		NEUTRAL		1- 3		0- 0		2- 0		
<hr/>												
5- 7	0- 2	0- 2		NON-CONFERENCE		1- 3		2- 0		2- 0		
1- 0	0- 0	0- 0		HOME		0- 0		1- 0		0- 0		
1- 3	0- 2	0- 1		AWAY		0- 0		1- 0		0- 0		
3- 4	0- 0	0- 1		NEUTRAL		1- 3		0- 0		2- 0		
<hr/>												
10- 2	0- 0	1- 1		CONFERENCE		1- 0		2- 1		6- 0		
5- 1	0- 0	1- 0		HOME		1- 0		0- 1		3- 0		
5- 1	0- 0	0- 1		AWAY		0- 0		2- 0		3- 0		
0- 0	0- 0	0- 0		NEUTRAL		0- 0		0- 0		0- 0		
<hr/>												
RPI S	Opponent	Score	RPI S	Opponent	Score	RPI S	Opponent	Score	RPI S	Opponent	Score	
17 A	BYU	0 3	36 A	Marquette	0 3	51 N	Georgia Tech	1 3	101 A	Eastern Mich.	3 2	
21 A	Purdue	0 3	38 N	Northwestern	1 3	66 N	Utah	2 3	107 A	Indiana	3 1	
			49 A	Ohio	0 3	79 N	Portland St.	3 1	119 H	Oakland	3 2	
			49 H	Ohio	3 0	80 H	Western Mich.	3 2	121 H	Ball St.	1 3	
						93 N	Cleveland St.	0 3	135 A	Central Mich.	3 2	
									163 A	Akron	3 0	
									169 N	UAB	3 1	
									201 N	Jacksonville St.	3 1	
									210 H	Toledo	3 1	
									220 A	Kent St.	3 2	
									220 H	Kent St.	3 0	
									229 H	Miami (OH)	3 0	
									234 A	Buffalo	3 1	
<hr/>												
LAST 10 GAMES												
	49 A	Ohio	0 3		101 A	Eastern Mich.	3 2					
	220 A	Kent St.	3 2		119 H	Oakland	3 2					
	210 H	Toledo	3 1		80 H	Western Mich.	3 2					
	121 H	Ball St.	1 3		229 H	Miami (OH)	3 0					
	135 A	Central Mich.	3 2		234 A	Buffalo	3 1					

Average RPI Win:	164	WON-LOST RECORD	WINNING PCT. RANK	LAST 10 GAMES	STRENGTH OF SCHEDULE	OPP. STRENGTH OF SCHEDULE	TEAM RPI	ADJ RPI	CONF. RPI	ADJ CONF. RPI					
DIV. I ONLY		16- 8	.66667	67	6- 4	89	80	64	.57505	65	6	6			
DIV. I NON-CONF.		9- 2	.81818	38	0- 0	139	241	73	.57252	76	6	6			
<hr/>															
TOTALS	RPI 1-25	RPI 26-50		W-L RECORDS		RPI 51-100		RPI 101-150		RPI 150+					
16- 8	0- 3	1- 1		OVERALL		3- 4		5- 0		7- 0					
9- 3	0- 2	1- 0		HOME		1- 1		3- 0		4- 0					
4- 5	0- 1	0- 1		AWAY		2- 3		2- 0		0- 0					
3- 0	0- 0	0- 0		NEUTRAL		0- 0		0- 0		3- 0					
9- 2	0- 0	0- 0		NON-CONFERENCE		1- 2		1- 0		7- 0					
6- 0	0- 0	0- 0		HOME		1- 0		1- 0		4- 0					
0- 2	0- 0	0- 0		AWAY		0- 2		0- 0		0- 0					
3- 0	0- 0	0- 0		NEUTRAL		0- 0		0- 0		3- 0					
7- 6	0- 3	1- 1		CONFERENCE		2- 2		4- 0		0- 0					
3- 3	0- 2	1- 0		HOME		0- 1		2- 0		0- 0					
4- 3	0- 1	0- 1		AWAY		2- 1		2- 0		0- 0					
0- 0	0- 0	0- 0		NEUTRAL		0- 0		0- 0		0- 0					
RPI	S	Opponent	Score	RPI	S	Opponent	Score	RPI	S	Opponent	Score				
9	H	Florida St.	0 3	40	A	North Carolina St.	1 3	51	A	Georgia Tech	0 3	112	A	Boston College	3 0
16	H	Miami (FL)	2 3	47	H	Virginia Tech	3 0	58	A	Duke	3 2	112	H	Boston College	3 0
24	A	North Carolina	1 3					85	H	Xavier	3 0	133	A	Wake Forest	3 0
								89	A	Maryland	3 2	137	H	Virginia	3 0
								89	H	Maryland	0 3	150	H	East Tenn. St.	3 0
								91	A	South Carolina	0 3	169	N	UAB	3 0
								97	A	Furman	1 3	235	H	Charlotte	3 1
												246	N	Georgia St.	3 0
												247	H	Coastal Caro.	3 0
												251	N	Winthrop	3 0
												252	H	Chattanooga	3 0
												300	H	South Carolina St.	3 0
<hr/>															
				LAST 10 GAMES											
				89 A Maryland 3 2								58 A Duke 3 2			
				112 A Boston College 3 0								47 H Virginia Tech 3 0			
				9 H Florida St. 0 3								137 H Virginia 3 0			
				16 H Miami (FL) 2 3								40 A North Carolina St. 1 3			
				133 A Wake Forest 3 0								24 A North Carolina 1 3			

Non-Div. I Games:

Clemson

Utah

Utah

[illegible]

Non-Div. I Games:

VCU

Average RPI Win:	151	WON-LOST RECORD	WINNING PCT. RANK	LAST 10 GAMES	STRENGTH OF SCHEDULE	OPP. STRENGTH OF SCHEDULE	TEAM RPI	ADJ RPI	CONF. RPI	ADJ CONF. RPI	
Average RPI Loss:	32										
DIV. I ONLY	13- 10	.56522	133	4- 6	60	38	70	.57411	68	5	4
DIV. I NON-CONF.	9- 4	.69231	80	0- 0	92	60	63	.58475	59	5	5
<hr/>											
TOTALS	RPI 1-25	RPI 26-50		W-L RECORDS	RPI 51-100		RPI 101-150		RPI 150+		
13- 10	0- 6	2- 2		OVERALL	2- 1		3- 1		6- 0		
5- 2	0- 2	1- 0		HOME	1- 0		1- 0		2- 0		
4- 7	0- 4	0- 2		AWAY	1- 0		2- 1		1- 0		
4- 1	0- 0	1- 0		NEUTRAL	0- 1		0- 0		3- 0		
<hr/>											
9- 4	0- 2	2- 0		NON-CONFERENCE	1- 1		1- 1		5- 0		
4- 0	0- 0	1- 0		HOME	1- 0		0- 0		2- 0		
1- 3	0- 2	0- 0		AWAY	0- 0		1- 1		0- 0		
4- 1	0- 0	1- 0		NEUTRAL	0- 1		0- 0		3- 0		
<hr/>											
4- 6	0- 4	0- 2		CONFERENCE	1- 0		2- 0		1- 0		
1- 2	0- 2	0- 0		HOME	0- 0		1- 0		0- 0		
3- 4	0- 2	0- 2		AWAY	1- 0		1- 0		1- 0		
0- 0	0- 0	0- 0		NEUTRAL	0- 0		0- 0		0- 0		
<hr/>											
RPI S	Opponent	Score	RPI S	Opponent	Score	RPI S	Opponent	Score	RPI S	Opponent	Score
1 A	Stanford	0 3	27 A	St. Mary's (CA)	0 3	57 A	Loyola Marymount	3 2	104 A	Wyoming	0 3
17 A	BYU	1 3	29 A	Pepperdine	1 3	62 N	Baylor	1 3	132 A	UC Davis	3 1
17 H	BYU	1 3	41 H	California	3 0	74 H	Cal St. Northridge	3 0	144 A	Portland	3 0
18 A	Hawaii	0 3	41 N	California	3 2				144 H	Portland	3 0
22 A	San Diego	1 3							154 H	LIU Brooklyn	3 0
22 H	San Diego	2 3							157 A	Gonzaga	3 2
									202 N	Presbyterian	3 0
									237 N	Seattle	3 0
									289 H	La Salle	3 1
									297 N	Eastern Wash.	3 1
<hr/>											
LAST 10 GAMES											
27 A St. Mary's (CA) 0 3						144 A Portland 3 0					
144 H Portland 3 0						157 A Gonzaga 3 2					
22 H San Diego 2 3						17 H BYU 1 3					
17 A BYU 1 3						57 A Loyola Marymount 3 2					
29 A Pepperdine 1 3						22 A San Diego 1 3					

Non-Div. I Games:

San Francisco

Average RPI Win:		182	WON-LOST RECORD		WINNING PCT. RANK		LAST 10 GAMES		STRENGTH OF SCHEDULE		OPP. STRENGTH OF SCHEDULE		TEAM RPI		ADJ RPI		CONF. RPI		ADJ CONF. RPI		
Average RPI Loss:		31																			
DIV. I ONLY			13- 9		.59091 117		3- 7		66		58		71		.56924 69		3		3		
DIV. I NON-CONF.			11- 2		.84615 30		1- 0		136		136		48		.59143 51		3		3		
TOTALS		RPI 1-25		RPI 26-50		W-L RECORDS		RPI 51-100		RPI 101-150		RPI 150+									
13- 9		0- 5		1- 2		OVERALL		2- 2		1- 0		9- 0									
7- 4		0- 3		0- 1		HOME		2- 0		0- 0		5- 0									
3- 4		0- 2		1- 1		AWAY		0- 1		0- 0		2- 0									
3- 1		0- 0		0- 0		NEUTRAL		0- 1		1- 0		2- 0									
11- 2		0- 1		1- 0		NON-CONFERENCE		1- 1		1- 0		8- 0									
6- 1		0- 1		0- 0		HOME		1- 0		0- 0		5- 0									
2- 0		0- 0		1- 0		AWAY		0- 0		0- 0		1- 0									
3- 1		0- 0		0- 0		NEUTRAL		0- 1		1- 0		2- 0									
2- 7		0- 4		0- 2		CONFERENCE		1- 1		0- 0		1- 0									
1- 3		0- 2		0- 1		HOME		1- 0		0- 0		0- 0									
1- 4		0- 2		0- 1		AWAY		0- 1		0- 0		1- 0									
0- 0		0- 0		0- 0		NEUTRAL		0- 0		0- 0		0- 0									
RPI	S	Opponent		Score		RPI	S	Opponent		Score		RPI	S	Opponent		Score					
4	A	Texas		0 3		28	A	Iowa St.		0 3		62	A	Baylor		2 3		115	N	Lipscomb	3 0
10	A	Kansas		1 3		28	H	Iowa St.		0 3		87	H	Texas Tech		3 0		152	H	Army	3 1
12	H	Kansas St.		0 3		48	A	Arizona		3 1		95	N	Northern Colo.		1 3		188	A	West Virginia	3 2
13	H	Southern California		0 3								99	H	A&M-Corpus Christi		3 0		189	H	SMU	3 0
25	H	Oklahoma		0 3														207	A	Belmont	3 0
																		211	H	Texas-Arlington	3 0
																		212	H	Lehigh	3 0
																		271	N	Iona	3 1
																		290	N	Alabama A&M	3 0
																		293	H	Prairie View	3 0
LAST 10 GAMES																					
						28	H	Iowa St.		0 3		4	A	Texas		0 3					
						10	A	Kansas		1 3		28	A	Iowa St.		0 3					
						62	A	Baylor		2 3		87	H	Texas Tech		3 0					
						12	H	Kansas St.		0 3		188	A	West Virginia		3 2					
						25	H	Oklahoma		0 3		212	H	Lehigh		3 0					

Non-Div. I Games:

TCU

Average RPI Win:	209	WON-LOST	WINNING	LAST 10	STRENGTH OF	OPP. STRENGTH	TEAM	ADJ	CONF.	ADJ CONF.	
Average RPI Loss:	104	RECORD	PCT. RANK	GAMES	SCHEDULE	OF SCHEDULE	RPI	RPI	RPI	RPI	
DIV. I ONLY	23- 4	.85185	18	7- 3	203	210	69	.56884	70	14	14
DIV. I NON-CONF.	12- 1	.92308	12	1- 1	271	268	93	.55538	92	18	18
<hr/>											
TOTALS	RPI 1-25	RPI 26-50		W-L RECORDS		RPI 51-100		RPI 101-150		RPI 150+	
23- 4	0- 0	0- 0		OVERALL		3- 3		2- 1		18- 0	
11- 1	0- 0	0- 0		HOME		2- 1		1- 0		8- 0	
7- 3	0- 0	0- 0		AWAY		1- 2		1- 1		5- 0	
5- 0	0- 0	0- 0		NEUTRAL		0- 0		0- 0		5- 0	
<hr/>											
12- 1	0- 0	0- 0		NON-CONFERENCE		1- 1		0- 0		11- 0	
5- 0	0- 0	0- 0		HOME		1- 0		0- 0		4- 0	
2- 1	0- 0	0- 0		AWAY		0- 1		0- 0		2- 0	
5- 0	0- 0	0- 0		NEUTRAL		0- 0		0- 0		5- 0	
<hr/>											
11- 3	0- 0	0- 0		CONFERENCE		2- 2		2- 1		7- 0	
6- 1	0- 0	0- 0		HOME		1- 1		1- 0		4- 0	
5- 2	0- 0	0- 0		AWAY		1- 1		1- 1		3- 0	
0- 0	0- 0	0- 0		NEUTRAL		0- 0		0- 0		0- 0	
<hr/>											
RPI	S	Opponent	Score	RPI	S	Opponent	Score	RPI	S	Opponent	Score
				87 H Texas Tech 3 1				114 A Northwestern St. 3 2			
				94 A Sam Houston St. 3 0				128 A Oral Roberts 2 3			
				94 H Sam Houston St. 1 3				128 H Oral Roberts 3 2			
				96 A Missouri St. 1 3				159 A Stephen F. Austin 3 2			
				99 A A&M-Corpus Christi 2 3				170 H South Dakota 3 1			
				99 H A&M-Corpus Christi 3 1				178 N South Ala. 3 1			
								186 A Nicholls St. 3 0			
								186 H Nicholls St. 3 0			
								193 N Wofford 3 0			
								201 H Jacksonville St. 3 0			
								241 H Lamar 3 0			
								244 A Southeastern La. 3 1			
								244 H Southeastern La. 3 2			
								261 N Hampton 3 0			
								270 A Southern Miss. 3 0			
								273 H Jackson St. 3 0			
								276 H McNeese St. 3 1			
								282 N Fla. Atlantic 3 0			
								304 N Louisiana Tech 3 0			
								311 H Ark.-Pine Bluff 3 0			
				316 A Stetson 3 0							
<hr/>											
LAST 10 GAMES											
94 H Sam Houston St. 1 3				128 H Oral Roberts 3 2							
99 H A&M-Corpus Christi 3 1				96 A Missouri St. 1 3							
128 A Oral Roberts 2 3				241 H Lamar 3 0							
244 A Southeastern La. 3 1				276 H McNeese St. 3 1							
186 A Nicholls St. 3 0				87 H Texas Tech 3 1							

Non-Div. I Games:

Central Ark.

Average RPI Win: 156		WON-LOST	WINNING	LAST 10	STRENGTH OF		OPP. STRENGTH	TEAM	ADJ	CONF.	ADJ CONF.
Average RPI Loss: 75		RECORD	PCT. RANK	GAMES	SCHEDULE		OF SCHEDULE	RPI	RPI	RPI	RPI
DIV. I ONLY		17- 7	.70833	50	146		74	74	.56764	71	9
DIV. I NON-CONF.		12- 1	.92308	12	89		57	27	.64334	27	7
TOTALS		RPI 1-25	RPI 26-50		W-L RECORDS		RPI 51-100		RPI 101-150		RPI 150+
17- 7	0- 2	2- 0		OVERALL		1- 3		6- 2		8- 0	
6- 1	0- 0	0- 0		HOME		1- 1		2- 0		3- 0	
5- 6	0- 2	1- 0		AWAY		0- 2		2- 2		2- 0	
6- 0	0- 0	1- 0		NEUTRAL		0- 0		2- 0		3- 0	
12- 1	0- 1	2- 0		NON-CONFERENCE		1- 0		4- 0		5- 0	
3- 0	0- 0	0- 0		HOME		1- 0		1- 0		1- 0	
3- 1	0- 1	1- 0		AWAY		0- 0		1- 0		1- 0	
6- 0	0- 0	1- 0		NEUTRAL		0- 0		2- 0		3- 0	
5- 6	0- 1	0- 0		CONFERENCE		0- 3		2- 2		3- 0	
3- 1	0- 0	0- 0		HOME		0- 1		1- 0		2- 0	
2- 5	0- 1	0- 0		AWAY		0- 2		1- 2		1- 0	
0- 0	0- 0	0- 0		NEUTRAL		0- 0		0- 0		0- 0	
RPI S	Opponent	Score	RPI S	Opponent	Score	RPI S	Opponent	Score	RPI S	Opponent	Score
1 A	Stanford	0 3	36 A	Marquette	3 2	74 A	Cal St. Northridge	2 3	110 N	Iowa	3 1
18 A	Hawaii	2 3	37 N	Santa Clara	3 2	77 A	Long Beach St.	0 3	122 A	Idaho	3 2
						79 H	Portland St.	3 0	123 A	UC Irvine	3 0
						83 H	UC Santa Barbara	2 3	124 N	Washington St.	3 0
									132 A	UC Davis	1 3
									134 H	Northern Ill.	3 0
									143 A	Cal St. Fullerton	2 3
									143 H	Cal St. Fullerton	3 2
									158 N	Loyola Chicago	3 0
									190 A	San Jose St.	3 0
									206 H	Cal Poly	3 0
									215 N	Milwaukee	3 1
									223 N	Montana	3 2
									224 H	Nevada	3 0
									263 A	UC Riverside	3 2
									263 H	UC Riverside	3 0
LAST 10 GAMES											
			143 A	Cal St. Fullerton	2 3		206 H	Cal Poly	3 0		
			263 A	UC Riverside	3 2		77 A	Long Beach St.	0 3		
			18 A	Hawaii	2 3		123 A	UC Irvine	3 0		
			74 A	Cal St. Northridge	2 3		263 H	UC Riverside	3 0		
			83 H	UC Santa Barbara	2 3		143 H	Cal St. Fullerton	3 2		

Non-Div. I Games:

Pacific

Average RPI Win: 186		WON-LOST	WINNING	LAST 10	STRENGTH OF		OPP. STRENGTH	TEAM	ADJ	CONF.	ADJ CONF.
Average RPI Loss: 30		RECORD	PCT. RANK	GAMES	SCHEDULE		OF SCHEDULE	RPI	RPI	RPI	RPI
DIV. I ONLY		14- 10	.58333	122	3- 7		68	70	73	.56632	72
DIV. I NON-CONF.		10- 2	.83333	34	0- 0		198	254	89	.55864	90
TOTALS		RPI 1-25	RPI 26-50		W-L RECORDS		RPI 51-100		RPI 101-150		RPI 150+
14- 10	0- 5	2- 3		OVERALL		2- 2		1- 0		9- 0	
7- 6	0- 2	2- 2		HOME		1- 2		1- 0		3- 0	
3- 4	0- 3	0- 1		AWAY		1- 0		0- 0		2- 0	
4- 0	0- 0	0- 0		NEUTRAL		0- 0		0- 0		4- 0	
10- 2	0- 0	0- 0		NON-CONFERENCE		1- 2		0- 0		9- 0	
3- 2	0- 0	0- 0		HOME		0- 2		0- 0		3- 0	
3- 0	0- 0	0- 0		AWAY		1- 0		0- 0		2- 0	
4- 0	0- 0	0- 0		NEUTRAL		0- 0		0- 0		4- 0	
4- 8	0- 5	2- 3		CONFERENCE		1- 0		1- 0		0- 0	
4- 4	0- 2	2- 2		HOME		1- 0		1- 0		0- 0	
0- 4	0- 3	0- 1		AWAY		0- 0		0- 0		0- 0	
0- 0	0- 0	0- 0		NEUTRAL		0- 0		0- 0		0- 0	
RPI S	Opponent	Score	RPI S	Opponent	Score	RPI S	Opponent	Score	RPI S	Opponent	Score
5 A	UCLA	0 3	41 H	California	2 3	53 H	Fresno St.	0 3	124 H	Washington St.	3 0
6 A	Oregon	0 3	43 A	Oregon St.	1 3	66 H	Utah	3 0	173 A	Air Force	3 2
6 H	Oregon	0 3	43 H	Oregon St.	3 1	73 H	Northern Ariz.	1 3	182 H	CSU Bakersfield	3 2
13 A	Southern California	0 3	44 H	Arizona St.	3 2	94 A	Sam Houston St.	3 2	194 N	La.-Lafayette	3 0
14 H	Washington	0 3	48 H	Arizona	1 3				250 A	UMBC	3 2
									265 N	Robert Morris	3 0
									267 H	Cornell	3 0
									291 N	Texas Southern	3 0
									295 H	Norfolk St.	3 0
									320 N	Howard	3 0
LAST 10 GAMES											
			43 H	Oregon St.	3 1	44 H	Arizona St.	3 2			
			6 H	Oregon	0 3	14 H	Washington	0 3			
			13 A	Southern California	0 3	124 H	Washington St.	3 0			
			5 A	UCLA	0 3	6 A	Oregon	0 3			
			48 H	Arizona	1 3	43 A	Oregon St.	1 3			

Non-Div. I Games:

Colorado

Average RPI Win: 183		WON-LOST	WINNING	LAST 10	STRENGTH OF		OPP. STRENGTH	TEAM	ADJ	CONF.	ADJ CONF.
Average RPI Loss: 93		RECORD	PCT. RANK	GAMES	SCHEDULE		OF SCHEDULE	RPI	RPI	RPI	RPI
DIV. I ONLY		18- 4	.81818	25	8- 2		196	146	72	.56483	73
DIV. I NON-CONF.		8- 1	.88889	23	0- 0		193	105	54	.58832	56
TOTALS		RPI 1-25	RPI 26-50		W-L RECORDS		RPI 51-100		RPI 101-150		RPI 150+
18- 4	0- 0	0- 1		OVERALL		5- 2		1- 0		12- 1	
5- 0	0- 0	0- 0		HOME		1- 0		0- 0		4- 0	
7- 4	0- 0	0- 1		AWAY		3- 2		1- 0		3- 1	
6- 0	0- 0	0- 0		NEUTRAL		1- 0		0- 0		5- 0	
8- 1	0- 0	0- 1		NON-CONFERENCE		3- 0		0- 0		5- 0	
0- 0	0- 0	0- 0		HOME		0- 0		0- 0		0- 0	
2- 1	0- 0	0- 1		AWAY		2- 0		0- 0		0- 0	
6- 0	0- 0	0- 0		NEUTRAL		1- 0		0- 0		5- 0	
10- 3	0- 0	0- 0		CONFERENCE		2- 2		1- 0		7- 1	
5- 0	0- 0	0- 0		HOME		1- 0		0- 0		4- 0	
5- 3	0- 0	0- 0		AWAY		1- 2		1- 0		3- 1	
0- 0	0- 0	0- 0		NEUTRAL		0- 0		0- 0		0- 0	
RPI S	Opponent	Score	RPI S	Opponent	Score	RPI S	Opponent	Score	RPI S	Opponent	Score
			41 A	California	1 3	53 N	Fresno St.	3 1	140 A	North Dakota	3 0
						60 A	Idaho St.	1 3	151 H	Montana St.	3 0
						60 H	Idaho St.	3 1	182 N	CSU Bakersfield	3 1
						63 A	UNLV	3 1	184 N	Penn	3 1
						72 A	Colorado	3 1	192 A	Sacramento St.	2 3
						79 A	Portland St.	0 3	192 H	Sacramento St.	3 1
						95 A	Northern Colo.	3 1	223 H	Montana	3 0
									233 A	Southern Utah	3 1
									255 A	Weber St.	3 0
									255 H	Weber St.	3 2
									263 N	UC Riverside	3 0
									267 N	Cornell	3 0
									297 A	Eastern Wash.	3 1
									307 N	Citadel	3 0
LAST 10 GAMES											
			192 A	Sacramento St.	2 3	223 H	Montana	3 0			
			60 H	Idaho St.	3 1	151 H	Montana St.	3 0			
			255 H	Weber St.	3 2	297 A	Eastern Wash.	3 1			
			140 A	North Dakota	3 0	79 A	Portland St.	0 3			
			95 A	Northern Colo.	3 1	233 A	Southern Utah	3 1			

Non-Div. I Games:

Northern Ariz.

Average RPI Win:	147	WON-LOST	WINNING	LAST 10		STRENGTH OF	OPP. STRENGTH	TEAM	ADJ	CONF.	ADJ CONF.	
Average RPI Loss:	80	RECORD	PCT. RANK	GAMES		SCHEDULE	OF SCHEDULE	RPI	RPI	RPI	RPI	
DIV. I ONLY		16- 8	.66667	67	6- 4	114	79	75	.56477	74	9	9
DIV. I NON-CONF.		9- 3	.75	59	0- 0	115	95	61	.58463	60	7	7
<hr/>												
TOTALS	RPI 1-25	RPI 26-50		W-L RECORDS		RPI 51-100		RPI 101-150		RPI 150+		
16- 8	0- 2	1- 0		OVERALL		4- 3		5- 3		6- 0		
4- 2	0- 1	0- 0		HOME		2- 0		2- 1		0- 0		
6- 4	0- 1	1- 0		AWAY		1- 2		2- 1		2- 0		
6- 2	0- 0	0- 0		NEUTRAL		1- 1		1- 1		4- 0		
<hr/>												
9- 3	0- 0	1- 0		NON-CONFERENCE		1- 2		3- 1		4- 0		
1- 0	0- 0	0- 0		HOME		0- 0		1- 0		0- 0		
2- 1	0- 0	1- 0		AWAY		0- 1		1- 0		0- 0		
6- 2	0- 0	0- 0		NEUTRAL		1- 1		1- 1		4- 0		
<hr/>												
7- 5	0- 2	0- 0		CONFERENCE		3- 1		2- 2		2- 0		
3- 2	0- 1	0- 0		HOME		2- 0		1- 1		0- 0		
4- 3	0- 1	0- 0		AWAY		1- 1		1- 1		2- 0		
0- 0	0- 0	0- 0		NEUTRAL		0- 0		0- 0		0- 0		
<hr/>												
RPI S	Opponent	Score	RPI S	Opponent	Score	RPI S	Opponent	Score	RPI S	Opponent	Score	
18 A	Hawaii	1 3	48 A	Arizona	3 2	59 N	Wisconsin	1 3	116 A	Rice	3 0	
18 H	Hawaii	2 3				68 A	San Francisco	0 3	122 H	Idaho	3 1	
						71 H	Pacific	3 2	123 A	UC Irvine	0 3	
						77 A	Long Beach St.	3 2	123 H	UC Irvine	1 3	
						77 H	Long Beach St.	3 1	132 H	UC Davis	3 1	
						83 A	UC Santa Barbara	0 3	143 A	Cal St. Fullerton	3 1	
						87 N	Texas Tech	3 0	145 N	Utah Valley	1 3	
									147 N	Houston Baptist	3 0	
									154 N	LIU Brooklyn	3 2	
									200 N	James Madison	3 0	
									206 A	Cal Poly	3 0	
									227 N	Evansville	3 0	
									263 A	UC Riverside	3 2	
									289 N	La Salle	3 0	
<hr/>												
LAST 10 GAMES												

Non-Div. I Games:

Cal St. Northridge

T
O
W
S
O
N

Towson					Through Games Of Sunday, Oct. 28, 2012										
Average RPI Win: 208 Average RPI Loss: 148		WON-LOST RECORD	WINNING PCT. RANK	LAST 10 GAMES	STRENGTH OF SCHEDULE	OPP. STRENGTH OF SCHEDULE	TEAM RPI	ADJ RPI	CONF. RPI	ADJ CONF. RPI					
DIV. I ONLY		22- 3	.88	9	10- 0	227	200	66	.56382	75	19	19			
DIV. I NON-CONF.		13- 3	.8125	44	1- 0	232	201	99	.542	106	19	19			

TOTALS		RPI 1-25		RPI 26-50		W-L RECORDS		RPI 51-100		RPI 101-150		RPI 150+			
22- 3		0- 0		0- 1		OVERALL		3- 0		1- 0		18- 2			
6- 0		0- 0		0- 0		HOME		1- 0		0- 0		5- 0			
8- 2		0- 0		0- 1		AWAY		0- 0		0- 0		8- 1			
8- 1		0- 0		0- 0		NEUTRAL		2- 0		1- 0		5- 1			
13- 3		0- 0		0- 1		NON-CONFERENCE		2- 0		1- 0		10- 2			
2- 0		0- 0		0- 0		HOME		0- 0		0- 0		2- 0			
3- 2		0- 0		0- 1		AWAY		0- 0		0- 0		3- 1			
8- 1		0- 0		0- 0		NEUTRAL		2- 0		1- 0		5- 1			
9- 0		0- 0		0- 0		CONFERENCE		1- 0		0- 0		8- 0			
4- 0		0- 0		0- 0		HOME		1- 0		0- 0		3- 0			
5- 0		0- 0		0- 0		AWAY		0- 0		0- 0		5- 0			
0- 0		0- 0		0- 0		NEUTRAL		0- 0		0- 0		0- 0			
RPI	S	Opponent	Score	RPI	S	Opponent	Score	RPI	S	Opponent	Score	RPI	S	Opponent	Score
				47	A	Virginia Tech	0 3	87	N	Texas Tech	3 0	113	N	St. John's (NY)	3 0
								97	N	Furman	3 1	155	A	Delaware	3 1
								98	H	Northeastern	3 0	155	H	Delaware	3 0
												175	N	Middle Tenn.	1 3
												184	A	Penn	3 2
												198	H	Hofstra	3 0
												200	A	James Madison	3 2
												204	A	William & Mary	3 0
												213	N	Kennesaw St.	3 0
												223	A	Montana	2 3
												231	A	UNC Wilmington	3 0
												235	A	Charlotte	3 1
												240	H	Loyola Maryland	3 0
												242	N	Harvard	3 0
												246	H	Georgia St.	3 0
												250	N	UMBC	3 0
												269	N	UNC Asheville	3 0
												280	A	George Mason	3 1
												283	N	Coppin St.	3 0
												289	H	La Salle	3 1
												303	A	Morgan St.	3 0

LAST 10 GAMES															
				155	A	Delaware	3 1	231	A	UNC Wilmington	3 0				
				98	H	Northeastern	3 0	204	A	William & Mary	3 0				
				198	H	Hofstra	3 0	246	H	Georgia St.	3 0				
				200	A	James Madison	3 2	184	A	Penn	3 2				
				280	A	George Mason	3 1	155	H	Delaware	3 0				

Average RPI Win:	154	WON-LOST	WINNING	LAST 10	STRENGTH OF	OPP. STRENGTH	TEAM	ADJ	CONF.	ADJ CONF.	
Average RPI Loss:	46	RECORD	PCT. RANK	GAMES	SCHEDULE	OF SCHEDULE	RPI	RPI	RPI	RPI	
DIV. I ONLY	11- 11	.5	167	5- 5	39	69	82	.56224	77	9	9
DIV. I NON-CONF.	5- 6	.45455	187	0- 0	19	47	80	.57281	75	7	7
<hr/>											
TOTALS	RPI 1-25	RPI 26-50		W-L RECORDS	RPI 51-100		RPI 101-150		RPI 150+		
11- 11	0- 6	0- 1		OVERALL	2- 3		5- 1		4- 0		
5- 4	0- 2	0- 0		HOME	2- 2		1- 0		2- 0		
3- 5	0- 3	0- 0		AWAY	0- 1		1- 1		2- 0		
3- 2	0- 1	0- 1		NEUTRAL	0- 0		3- 0		0- 0		
<hr/>											
5- 6	0- 4	0- 1		NON-CONFERENCE	0- 1		3- 0		2- 0		
1- 2	0- 1	0- 0		HOME	0- 1		0- 0		1- 0		
1- 2	0- 2	0- 0		AWAY	0- 0		0- 0		1- 0		
3- 2	0- 1	0- 1		NEUTRAL	0- 0		3- 0		0- 0		
<hr/>											
6- 5	0- 2	0- 0		CONFERENCE	2- 2		2- 1		2- 0		
4- 2	0- 1	0- 0		HOME	2- 1		1- 0		1- 0		
2- 3	0- 1	0- 0		AWAY	0- 1		1- 1		1- 0		
0- 0	0- 0	0- 0		NEUTRAL	0- 0		0- 0		0- 0		
<hr/>											
RPI S	Opponent	Score		RPI S	Opponent	Score		RPI S	Opponent	Score	
14 A	Washington	0	3	45 N	UNI	1	3	59 H	Wisconsin	1	3
15 A	Kentucky	1	3					115 N	Lipscomb	3	0
18 A	Hawaii	0	3					71 H	Pacific	3	0
18 H	Hawaii	1	3					123 A	UC Irvine	3	0
22 H	San Diego	0	3					74 A	Cal St. Northridge	1	3
24 N	North Carolina	2	3					74 H	Cal St. Northridge	2	3
								83 H	UC Santa Barbara	3	0
								126 N	Arkansas St.	3	1
								132 H	UC Davis	3	1
								134 N	Northern Ill.	3	0
								143 A	Cal St. Fullerton	1	3
								200 H	James Madison	3	0
								206 H	Cal Poly	3	1
								237 A	Seattle	3	0
								263 A	UC Riverside	3	1
<hr/>											
LAST 10 GAMES											
74 H Cal St. Northridge				2	3	71 H Pacific				3	0
18 H Hawaii				1	3	132 H UC Davis				3	1
123 A UC Irvine				3	0	18 A Hawaii				0	3
143 A Cal St. Fullerton				1	3	74 A Cal St. Northridge				1	3
263 A UC Riverside				3	1	83 H UC Santa Barbara				3	0

Non-Div. I Games:

Long Beach St.

Average RPI Win:	193	WON-LOST RECORD	WINNING PCT. RANK	LAST 10 GAMES	STRENGTH OF SCHEDULE	OPP. STRENGTH OF SCHEDULE	TEAM RPI	ADJ RPI	CONF. RPI	ADJ CONF. RPI		
DIV. I ONLY		18- 6	.75	37	7- 3	164	113	76	.56178	78	10	10
DIV. I NON-CONF.		10- 1	.90909	17	1- 0	225	187	69	.5756	71	10	10
<hr/>												
TOTALS	RPI 1-25	RPI 26-50		W-L RECORDS		RPI 51-100		RPI 101-150		RPI 150+		
18- 6	0- 0	1- 4		OVERALL		1- 1		2- 1		14- 0		
10- 1	0- 0	1- 1		HOME		1- 0		1- 0		7- 0		
5- 4	0- 0	0- 3		AWAY		0- 1		0- 0		5- 0		
3- 1	0- 0	0- 0		NEUTRAL		0- 0		1- 1		2- 0		
<hr/>												
10- 1	0- 0	0- 0		NON-CONFERENCE		0- 0		1- 1		9- 0		
4- 0	0- 0	0- 0		HOME		0- 0		0- 0		4- 0		
3- 0	0- 0	0- 0		AWAY		0- 0		0- 0		3- 0		
3- 1	0- 0	0- 0		NEUTRAL		0- 0		1- 1		2- 0		
<hr/>												
8- 5	0- 0	1- 4		CONFERENCE		1- 1		1- 0		5- 0		
6- 1	0- 0	1- 1		HOME		1- 0		1- 0		3- 0		
2- 4	0- 0	0- 3		AWAY		0- 1		0- 0		2- 0		
0- 0	0- 0	0- 0		NEUTRAL		0- 0		0- 0		0- 0		
<hr/>												
RPI	S	Opponent	Score	RPI	S	Opponent	Score	RPI	S	Opponent	Score	
				32	A	Creighton	1 3	96	A	Missouri St.	1 3	
				32	H	Creighton	3 1	96	H	Missouri St.	3 1	
				39	A	Wichita St.	0 3					
				39	H	Wichita St.	1 3					
				45	A	UNI	0 3					

Non-Div. I Games:

Southern Ill.

Average RPI Win:	183	WON-LOST	WINNING	LAST 10	STRENGTH OF	OPP. STRENGTH	TEAM	ADJ	CONF.	ADJ CONF.			
Average RPI Loss:	59	RECORD	PCT. RANK	GAMES	SCHEDULE	OF SCHEDULE	RPI	RPI	RPI	RPI			
DIV. I ONLY	17- 8	.68	65	9- 1	125	99	77	.56082	79	16	15		
DIV. I NON-CONF.	4- 7	.36364	235	0- 0	46	31	119	.53052	117	12	12		
<hr/>													
TOTALS	RPI 1-25	RPI 26-50		W-L RECORDS		RPI 51-100		RPI 101-150		RPI 150+			
17- 8	0- 3	0- 0		OVERALL		3- 4		2- 0		12- 1			
8- 2	0- 1	0- 0		HOME		2- 1		1- 0		5- 0			
5- 4	0- 2	0- 0		AWAY		0- 2		0- 0		5- 0			
4- 2	0- 0	0- 0		NEUTRAL		1- 1		1- 0		2- 1			
<hr/>													
4- 7	0- 3	0- 0		NON-CONFERENCE		1- 3		1- 0		2- 1			
0- 2	0- 1	0- 0		HOME		0- 1		0- 0		0- 0			
0- 3	0- 2	0- 0		AWAY		0- 1		0- 0		0- 0			
4- 2	0- 0	0- 0		NEUTRAL		1- 1		1- 0		2- 1			
<hr/>													
13- 1	0- 0	0- 0		CONFERENCE		2- 1		1- 0		10- 0			
8- 0	0- 0	0- 0		HOME		2- 0		1- 0		5- 0			
5- 1	0- 0	0- 0		AWAY		0- 1		0- 0		5- 0			
0- 0	0- 0	0- 0		NEUTRAL		0- 0		0- 0		0- 0			
<hr/>													
RPI S	Opponent	Score		RPI S	Opponent	Score		RPI S	Opponent	Score			
6 H	Oregon	0	3			60 A	Idaho St.	0	3	134 N	Northern Ill.	3	0
14 A	Washington	0	3			64 N	Bowling Green	1	3	140 H	North Dakota	3	0
17 A	BYU	0	3			66 N	Utah	3	1	151 A	Montana St.	3	1
						71 A	Pacific	0	3	151 H	Montana St.	3	1
						73 H	Northern Ariz.	3	0	157 N	Gonzaga	2	3
						83 H	UC Santa Barbara	1	3	168 N	Boise St.	3	2
						95 H	Northern Colo.	3	0	192 A	Sacramento St.	3	2
										192 H	Sacramento St.	3	1
										223 A	Montana	3	2
										223 H	Montana	3	1
										224 N	Nevada	3	0
										233 H	Southern Utah	3	1
										255 A	Weber St.	3	0
										297 A	Eastern Wash.	3	0
										297 H	Eastern Wash.	3	0
<hr/>													
				LAST 10 GAMES									
				223 H Montana		3	1	60 A Idaho St.		0	3		
				151 H Montana St.		3	1	140 H North Dakota		3	0		
				192 H Sacramento St.		3	1	95 H Northern Colo.		3	0		
				297 H Eastern Wash.		3	0	233 H Southern Utah		3	1		
				255 A Weber St.		3	0	73 H Northern Ariz.		3	0		

Non-Div. I Games:

Portland St.

Average RPI Win:	165	WON-LOST RECORD	WINNING PCT. RANK	LAST 10 GAMES	STRENGTH OF SCHEDULE	OPP. STRENGTH OF SCHEDULE	TEAM RPI	ADJ RPI	CONF. RPI	ADJ CONF. RPI	
Average RPI Loss:	56										
DIV. I ONLY	16- 9	.64	92	7- 3	109	72	78	.56005	80	11	11
DIV. I NON-CONF.	7- 6	.53846	150	0- 1	93	36	104	.54558	100	11	11
<hr/>											
TOTALS	RPI 1-25	RPI 26-50		W-L RECORDS		RPI 51-100		RPI 101-150		RPI 150+	
16- 9	0- 2	0- 3		OVERALL		1- 3		5- 1		10- 0	
6- 0	0- 0	0- 0		HOME		0- 0		3- 0		3- 0	
4- 7	0- 2	0- 3		AWAY		0- 1		2- 1		2- 0	
6- 2	0- 0	0- 0		NEUTRAL		1- 2		0- 0		5- 0	
<hr/>											
7- 6	0- 2	0- 2		NON-CONFERENCE		1- 2		0- 0		6- 0	
0- 0	0- 0	0- 0		HOME		0- 0		0- 0		0- 0	
1- 4	0- 2	0- 2		AWAY		0- 0		0- 0		1- 0	
6- 2	0- 0	0- 0		NEUTRAL		1- 2		0- 0		5- 0	
<hr/>											
9- 3	0- 0	0- 1		CONFERENCE		0- 1		5- 1		4- 0	
6- 0	0- 0	0- 0		HOME		0- 0		3- 0		3- 0	
3- 3	0- 0	0- 1		AWAY		0- 1		2- 1		1- 0	
0- 0	0- 0	0- 0		NEUTRAL		0- 0		0- 0		0- 0	
<hr/>											
RPI S	Opponent	Score		RPI S	Opponent	Score		RPI S	Opponent	Score	
24 A	North Carolina	1	3	36 A	Marquette	0	3	56 N	Tulsa	0	3
25 A	Oklahoma	0	3	38 A	Northwestern	1	3	64 A	Bowling Green	2	3
				49 A	Ohio	0	3	76 N	LSU	1	3
								96 N	Missouri St.	3	1

Non-Div. I Games:

Western Mich.

Average RPI Win:	222	WON-LOST RECORD	WINNING PCT. RANK	LAST 10 GAMES	STRENGTH OF SCHEDULE	OPP. STRENGTH OF SCHEDULE	TEAM RPI	ADJ RPI	CONF. RPI	ADJ CONF. RPI	
DIV. I ONLY		14- 5	.73684 44	10- 0	154	154	79	.56002 81	23	23	
DIV. I NON-CONF.		4- 5	.44444 194	0- 0	54	55	107	.54395 103	22	22	
<hr/>											
TOTALS	RPI 1-25	RPI 26-50		W-L RECORDS	RPI 51-100		RPI 101-150		RPI 150+		
14- 5	0- 1	0- 2		OVERALL	0- 2		1- 0		13- 0		
9- 2	0- 0	0- 2		HOME	0- 0		1- 0		8- 0		
5- 1	0- 1	0- 0		AWAY	0- 0		0- 0		5- 0		
0- 2	0- 0	0- 0		NEUTRAL	0- 2		0- 0		0- 0		
<hr/>											
4- 5	0- 1	0- 2		NON-CONFERENCE	0- 2		1- 0		3- 0		
4- 2	0- 0	0- 2		HOME	0- 0		1- 0		3- 0		
0- 1	0- 1	0- 0		AWAY	0- 0		0- 0		0- 0		
0- 2	0- 0	0- 0		NEUTRAL	0- 2		0- 0		0- 0		
<hr/>											
10- 0	0- 0	0- 0		CONFERENCE	0- 0		0- 0		10- 0		
5- 0	0- 0	0- 0		HOME	0- 0		0- 0		5- 0		
5- 0	0- 0	0- 0		AWAY	0- 0		0- 0		5- 0		
0- 0	0- 0	0- 0		NEUTRAL	0- 0		0- 0		0- 0		
<hr/>											
RPI S	Opponent	Score	RPI S	Opponent	Score	RPI S	Opponent	Score	RPI S	Opponent	Score
22 A	San Diego	0 3	26 H	Texas A&M	1 3	53 N	Fresno St.	0 3	142 H	Albany (NY)	3 0
			38 H	Northwestern	1 3	83 N	UC Santa Barbara	1 3	180 A	Columbia	3 0
									180 H	Columbia	3 1
									183 H	Princeton	3 1
									184 H	Penn	3 0
									197 H	American	3 0
									199 H	Villanova	3 1
									242 A	Harvard	3 0
									245 H	Stony Brook	3 0
									257 A	Brown	3 1
									257 H	Brown	3 0
									267 A	Cornell	3 0
									267 H	Cornell	3 1
									306 A	Dartmouth	3 1
										</	

Non-Div. I Games:

Yale

Average RPI Win: 207		WON-LOST	WINNING	LAST 10	STRENGTH OF		OPP. STRENGTH	TEAM	ADJ		CONF.	ADJ CONF.
Average RPI Loss: 70		RECORD	PCT. RANK	GAMES	SCHEDULE		OF SCHEDULE	RPI	RPI		RPI	RPI
DIV. I ONLY		20- 6	.76923	35	177		164	81	.55961		20	20
DIV. I NON-CONF.		9- 5	.64286	99	210		98	125	.52446		21	21
TOTALS		RPI 1-25	RPI 26-50		W-L RECORDS		RPI 51-100		RPI 101-150		RPI 150+	
20- 6	0- 0	0- 0		OVERALL		2- 6		3- 0		15- 0		
7- 2	0- 0	0- 0		HOME		0- 2		0- 0		7- 0		
8- 3	0- 0	0- 0		AWAY		2- 3		1- 0		5- 0		
5- 1	0- 0	0- 0		NEUTRAL		0- 1		2- 0		3- 0		
9- 5	0- 0	0- 0		NON-CONFERENCE		0- 5		2- 0		7- 0		
4- 1	0- 0	0- 0		HOME		0- 1		0- 0		4- 0		
0- 3	0- 0	0- 0		AWAY		0- 3		0- 0		0- 0		
5- 1	0- 0	0- 0		NEUTRAL		0- 1		2- 0		3- 0		
11- 1	0- 0	0- 0		CONFERENCE		2- 1		1- 0		8- 0		
3- 1	0- 0	0- 0		HOME		0- 1		0- 0		3- 0		
8- 0	0- 0	0- 0		AWAY		2- 0		1- 0		5- 0		
0- 0	0- 0	0- 0		NEUTRAL		0- 0		0- 0		0- 0		
RPI S	Opponent	Score	RPI S	Opponent	Score	RPI S	Opponent	Score	RPI S	Opponent	Score	
						52 A	Georgia	1 3	117 A	Samford	3 2	
						55 A	Auburn	1 3	138 N	Troy	3 1	
						59 H	Wisconsin	2 3	144 N	Portland	3 1	
						83 N	UC Santa Barbara	2 3	156 N	High Point	3 1	
						84 A	New Mexico	2 3	178 H	South Ala.	3 1	
						86 A	Col. of Charleston	3 1	193 A	Wofford	3 1	
						86 H	Col. of Charleston	0 3	196 H	UNC Greensboro	3 0	
						97 A	Furman	3 0	201 N	Jacksonville St.	3 0	
									216 H	Elon	3 2	
									225 A	Davidson	3 0	
									236 H	Jacksonville	3 1	
									243 H	Mercer	3 0	
									246 N	Georgia St.	3 1	
									252 A	Chattanooga	3 0	
									275 A	Appalachian St.	3 1	
									307 A	Citadel	3 0	
									307 H	Citadel	3 0	
									325 H	Savannah St.	3 0	
LAST 10 GAMES												
						307 A	Citadel	3 0	196 H	UNC Greensboro	3 0	
						86 A	Col. of Charleston	3 1	225 A	Davidson	3 0	
						252 A	Chattanooga	3 0	275 A	Appalachian St.	3 1	
						117 A	Samford	3 2	86 H	Col. of Charleston	0 3	
						216 H	Elon	3 2	307 H	Citadel	3 0	

Non-Div. I Games:

Ga. Southern

Average RPI Win:		134	WON-LOST RECORD		WINNING PCT. RANK		LAST 10 GAMES		STRENGTH OF SCHEDULE		OPP. STRENGTH OF SCHEDULE		TEAM RPI		ADJ RPI		CONF. RPI		ADJ CONF. RPI	
DIV. I ONLY			13- 12		.52 159		6- 4		54		62		84		.55827 83		9		9	
DIV. I NON-CONF.			7- 8		.46667 178		0- 1		10		39		60		.58351 62		7		7	
TOTALS		RPI 1-25		RPI 26-50		W-L RECORDS		RPI 51-100		RPI 101-150		RPI 150+								
13- 12		0- 4		0- 1		OVERALL		7- 3		2- 4		4- 0								
5- 4		0- 2		0- 1		HOME		2- 0		1- 1		2- 0								
5- 5		0- 2		0- 0		AWAY		3- 2		1- 1		1- 0								
3- 3		0- 0		0- 0		NEUTRAL		2- 1		0- 2		1- 0								
7- 8		0- 3		0- 1		NON-CONFERENCE		5- 2		1- 2		1- 0								
2- 2		0- 1		0- 1		HOME		1- 0		1- 0		0- 0								
2- 3		0- 2		0- 0		AWAY		2- 1		0- 0		0- 0								
3- 3		0- 0		0- 0		NEUTRAL		2- 1		0- 2		1- 0								
6- 4		0- 1		0- 0		CONFERENCE		2- 1		1- 2		3- 0								
3- 2		0- 1		0- 0		HOME		1- 0		0- 1		2- 0								
3- 2		0- 0		0- 0		AWAY		1- 1		1- 1		1- 0								
0- 0		0- 0		0- 0		NEUTRAL		0- 0		0- 0		0- 0								
RPI	S	Opponent		Score		RPI	S	Opponent		Score		RPI	S	Opponent		Score				
5	H	UCLA		1	3	29	H	Pepperdine		1	3	53	N	Fresno St.		2	3			
6	A	Oregon		1	3							57	A	Loyola Marymount		3	0			
18	H	Hawaii		0	3							71	A	Pacific		3	2			
22	A	San Diego		1	3							74	H	Cal St. Northridge		3	0			
												77	A	Long Beach St.		0	3			
												79	A	Portland St.		3	1			
												81	N	Yale		3	1			
												82	N	Ga. Southern		3	2			
												84	A	New Mexico		2	3			
												98	H	Northeastern		3	0			

Non-Div. I Games:

UC Santa Barbara

Average RPI Win:		182	WON-LOST RECORD		WINNING PCT. RANK		LAST 10 GAMES		STRENGTH OF SCHEDULE		OPP. STRENGTH OF SCHEDULE		TEAM RPI		ADJ RPI		CONF. RPI		ADJ CONF. RPI	
DIV. I ONLY			18- 8		.69231 61		4- 6		133		125		86		.55654 84		7		7	
DIV. I NON-CONF.			13- 3		.8125 44		1- 1		183		195		83		.56361 87		8		8	
TOTALS		RPI 1-25		RPI 26-50		W-L RECORDS		RPI 51-100		RPI 101-150		RPI 150+								
18- 8		0- 1		1- 1		OVERALL		2- 4		3- 2		12- 0								
10- 4		0- 0		1- 0		HOME		2- 2		3- 2		4- 0								
3- 4		0- 1		0- 1		AWAY		0- 2		0- 0		3- 0								
5- 0		0- 0		0- 0		NEUTRAL		0- 0		0- 0		5- 0								
13- 3		0- 1		0- 0		NON-CONFERENCE		2- 0		2- 2		9- 0								
6- 2		0- 0		0- 0		HOME		2- 0		2- 2		2- 0								
2- 1		0- 1		0- 0		AWAY		0- 0		0- 0		2- 0								
5- 0		0- 0		0- 0		NEUTRAL		0- 0		0- 0		5- 0								
5- 5		0- 0		1- 1		CONFERENCE		0- 4		1- 0		3- 0								
4- 2		0- 0		1- 0		HOME		0- 2		1- 0		2- 0								
1- 3		0- 0		0- 1		AWAY		0- 2		0- 0		1- 0								
0- 0		0- 0		0- 0		NEUTRAL		0- 0		0- 0		0- 0								
RPI	S	Opponent		Score		RPI	S	Opponent		Score		RPI	S	Opponent		Score				
25	A	Oklahoma		0 3		42	H	Colorado St.		3 2		53	A	Fresno St.		1 3				
						50	A	San Diego St.		2 3		53	H	Fresno St.		2 3				
												63	A	UNLV		0 3				
												63	H	UNLV		1 3				
												82	H	Ga. Southern		3 2				
												83	H	UC Santa Barbara		3 2				
												103	H	New Mexico St.		0 3				
												104	H	Wyoming		3 1				
												109	H	Duquesne		2 3				
												109	H	Duquesne		3 1				
												144	H	Portland		3 0				
												161	N	UMES		3 1				
												164	N	UALR		3 2				
												168	H	Boise St.		3 2				
												173	H	Air Force		3 0				
												182	A	CSU Bakersfield		3 1				
												189	N	SMU		3 0				
												213	N	Kennesaw St.		3 0				
												224	A	Nevada		3 0				
												269	N	UNC Asheville		3 0				
												324	H	Southern U.		3 0				
												324	H	Southern U.		3 0				
												325	A	Savannah St.		3 0				
LAST 10 GAMES																				
						53	H	Fresno St.		2 3		173	H	Air Force		3 0				
						63	H	UNLV		1 3		168	H	Boise St.		3 2				
						103	H	New Mexico St.		0 3		63	A	UNLV		0 3				
						224	A	Nevada		3 0		53	A	Fresno St.		1 3				
						50	A	San Diego St.		2 3		182	A	CSU Bakersfield		3 1				

Non-Div. I Games:

New Mexico

Average RPI Win:		194	WON-LOST RECORD		WINNING PCT. RANK		LAST 10 GAMES		STRENGTH OF SCHEDULE		OPP. STRENGTH OF SCHEDULE		TEAM RPI		ADJ RPI		CONF. RPI		ADJ CONF. RPI	
DIV. I ONLY			17- 9		.65385 81		8- 2		108		97		83		.55645 85		13		13	
DIV. I NON-CONF.			8- 7		.53333 154		1- 0		83		72		108		.54359 104		13		15	
TOTALS		RPI 1-25		RPI 26-50		W-L RECORDS		RPI 51-100		RPI 101-150		RPI 150+								
17- 9		0- 1		0- 4		OVERALL		2- 3		2- 0		13- 1								
8- 2		0- 0		0- 1		HOME		1- 1		2- 0		5- 0								
6- 4		0- 0		0- 2		AWAY		1- 1		0- 0		5- 1								
3- 3		0- 1		0- 1		NEUTRAL		0- 1		0- 0		3- 0								
8- 7		0- 1		0- 3		NON-CONFERENCE		2- 3		0- 0		6- 0								
2- 2		0- 0		0- 1		HOME		1- 1		0- 0		1- 0								
3- 2		0- 0		0- 1		AWAY		1- 1		0- 0		2- 0								
3- 3		0- 1		0- 1		NEUTRAL		0- 1		0- 0		3- 0								
9- 2		0- 0		0- 1		CONFERENCE		0- 0		2- 0		7- 1								
6- 0		0- 0		0- 0		HOME		0- 0		2- 0		4- 0								
3- 2		0- 0		0- 1		AWAY		0- 0		0- 0		3- 1								
0- 0		0- 0		0- 0		NEUTRAL		0- 0		0- 0		0- 0								
RPI	S	Opponent		Score		RPI	S	Opponent		Score		RPI	S	Opponent		Score				
10	N	Kansas		0 3		26	N	Texas A&M		0 3		57	N	Loyola Marymount		1 3				
						30	A	Dayton		1 3		65	A	Clemson		0 3				
						34	A	Notre Dame		2 3		88	H	Ole Miss		2 3				
						36	H	Marquette		0 3		90	H	Cincinnati		3 2				
												92	A	Morehead St.		3 0				

Non-Div. I Games:

Xavier

Average RPI Win:		220	WON-LOST RECORD		WINNING PCT. RANK		LAST 10 GAMES		STRENGTH OF SCHEDULE		OPP. STRENGTH OF SCHEDULE		TEAM RPI		ADJ RPI		CONF. RPI		ADJ CONF. RPI	
Average RPI Loss:		70																		
DIV. I ONLY			19- 7		.73077 45		8- 2		143		177		80		.55412 86		20		20	
DIV. I NON-CONF.			9- 5		.64286 99		2- 0		144		123		112		.5343 114		21		21	
TOTALS		RPI 1-25		RPI 26-50		W-L RECORDS		RPI 51-100		RPI 101-150		RPI 150+								
19- 7		0- 1		0- 3		OVERALL		1- 2		2- 0		16- 1								
11- 5		0- 0		0- 2		HOME		0- 2		1- 0		10- 1								
7- 1		0- 1		0- 0		AWAY		1- 0		0- 0		6- 0								
1- 1		0- 0		0- 1		NEUTRAL		0- 0		1- 0		0- 0								
9- 5		0- 1		0- 3		NON-CONFERENCE		0- 0		1- 0		8- 1								
7- 3		0- 0		0- 2		HOME		0- 0		0- 0		7- 1								
1- 1		0- 1		0- 0		AWAY		0- 0		0- 0		1- 0								
1- 1		0- 0		0- 1		NEUTRAL		0- 0		1- 0		0- 0								
10- 2		0- 0		0- 0		CONFERENCE		1- 2		1- 0		8- 0								
4- 2		0- 0		0- 0		HOME		0- 2		1- 0		3- 0								
6- 0		0- 0		0- 0		AWAY		1- 0		0- 0		5- 0								
0- 0		0- 0		0- 0		NEUTRAL		0- 0		0- 0		0- 0								
RPI S	Opponent		Score		RPI S	Opponent		Score		RPI S	Opponent		Score		RPI S	Opponent		Score		
10 A	Kansas		0 3		40 H	North Carolina St.		1 3		82 A	Ga. Southern		3 0		104 N	Wyoming		3 1		
					44 N	Arizona St.		0 3		82 H	Ga. Southern		1 3		117 H	Samford		3 0		
					46 H	Michigan St.		1 3		97 H	Furman		1 3		174 H	North Florida		2 3		
															192 H	Sacramento St.		3 1		
															193 H	Wofford		3 0		
															202 H	Presbyterian		3 1		
															216 A	Elon		3 0		
															218 H	Georgetown		3 2		
															225 A	Davidson		3 0		
															225 H	Davidson		3 1		
															236 H	Jacksonville		3 2		
															247 H	Coastal Caro.		3 1		
															248 H	Memphis		3 1		
															252 H	Chattanooga		3 0		
															259 A	Western Caro.		3 1		
															275 A	Appalachian St.		3 1		
															288 A	Charleston So.		3 1		
															300 H	South Carolina St.		3 0		
															307 A	Citadel		3 0		
					LAST 10 GAMES															
					225 H	Davidson		3 1		252 H	Chattanooga		3 0							
					82 H	Ga. Southern		1 3		117 H	Samford		3 0							
					259 A	Western Caro.		3 1		97 H	Furman		1 3							
					275 A	Appalachian St.		3 1		193 H	Wofford		3 0							
					300 H	South Carolina St.		3 0		247 H	Coastal Caro.		3 1							

Non-Div. I Games:

Col. of Charleston

Average RPI Win:	181	WON-LOST RECORD	WINNING PCT. RANK	LAST 10 GAMES	STRENGTH OF SCHEDULE	OPP. STRENGTH OF SCHEDULE	TEAM RPI	ADJ RPI	CONF. RPI	ADJ CONF. RPI		
DIV. I ONLY		13- 12	.52	159	2- 8	44	93	85	.55382	87	3	3
DIV. I NON-CONF.		11- 5	.6875	87	0- 1	70	203	70	.57193	77	3	3
<hr/>												
TOTALS	RPI 1-25	RPI 26-50		W-L RECORDS		RPI 51-100		RPI 101-150		RPI 150+		
13- 12	0- 4	0- 1		OVERALL		1- 5		4- 1		8- 1		
5- 4	0- 3	0- 1		HOME		0- 0		2- 0		3- 0		
3- 6	0- 1	0- 0		AWAY		0- 3		1- 1		2- 1		
5- 2	0- 0	0- 0		NEUTRAL		1- 2		1- 0		3- 0		
<hr/>												
11- 5	0- 0	0- 0		NON-CONFERENCE		1- 3		4- 1		6- 1		
4- 0	0- 0	0- 0		HOME		0- 0		2- 0		2- 0		
2- 3	0- 0	0- 0		AWAY		0- 1		1- 1		1- 1		
5- 2	0- 0	0- 0		NEUTRAL		1- 2		1- 0		3- 0		
<hr/>												
2- 7	0- 4	0- 1		CONFERENCE		0- 2		0- 0		2- 0		
1- 4	0- 3	0- 1		HOME		0- 0		0- 0		1- 0		
1- 3	0- 1	0- 0		AWAY		0- 2		0- 0		1- 0		
0- 0	0- 0	0- 0		NEUTRAL		0- 0		0- 0		0- 0		
<hr/>												
RPI S	Opponent	Score	RPI S	Opponent	Score	RPI S	Opponent	Score	RPI S	Opponent	Score	
4	H Texas	0 3	28	H Iowa St.	1 3	62	A Baylor	1 3	112	A Boston College	3 2	
10	H Kansas	0 3				69	A TCU	0 3	114	H Northwestern St.	3 1	
12	A Kansas St.	2 3				70	A Central Ark.	1 3	116	A Rice	0 3	
25	H Oklahoma	0 3				74	N Cal St. Northridge	0 3	120	H North Texas	3 1	
						75	N Towson	0 3	147	N Houston Baptist	3 2	
						97	N Furman	3 2	179	N Siena	3 1	
									188	A West Virginia	3 1	
									188	H West Virginia	3 1	
									190	H San Jose St.	3 0	
									223	A Montana	3 1	
									224	A Nevada	2 3	
									258	N Binghamton	3 0	
									262	H Tex.-Pan American	3 0	
									272	N Fordham	3 1	
<hr/>												
LAST 10 GAMES												
188 H West Virginia						3	1	28 H Iowa St.	1	3		
12 A Kansas St.						2	3	70 A Central Ark.	1	3		
25 H Oklahoma						0	3	4 H Texas	0	3		
188 A West Virginia						3	1	69 A TCU	0	3		
62 A Baylor						1	3	10 H Kansas	0	3		

Non-Div. I Games:

Texas Tech

Average RPI Win:	147	WON-LOST	WINNING	LAST 10	STRENGTH OF	OPP. STRENGTH	TEAM	ADJ	CONF.	ADJ CONF.	
Average RPI Loss:	54	RECORD	PCT. RANK	GAMES	SCHEDULE	OF SCHEDULE	RPI	RPI	RPI	RPI	
DIV. I ONLY	10- 11	.47619	189	4- 6	37	61	90	.55379	88	4	5
DIV. I NON-CONF.	6- 3	.66667	89	0- 0	74	140	75	.57069	80	4	4
<hr/>											
TOTALS	RPI 1-25	RPI 26-50		W-L RECORDS	RPI 51-100		RPI 101-150		RPI 150+		
10- 11	0- 4	0- 2		OVERALL	4- 3		3- 1		3- 1		
6- 3	0- 2	0- 0		HOME	2- 1		2- 0		2- 0		
2- 6	0- 2	0- 1		AWAY	2- 2		0- 1		0- 0		
2- 2	0- 0	0- 1		NEUTRAL	0- 0		1- 0		1- 1		
6- 3	0- 1	0- 1		NON-CONFERENCE	1- 0		3- 0		2- 1		
3- 0	0- 0	0- 0		HOME	0- 0		2- 0		1- 0		
1- 1	0- 1	0- 0		AWAY	1- 0		0- 0		0- 0		
2- 2	0- 0	0- 1		NEUTRAL	0- 0		1- 0		1- 1		
4- 8	0- 3	0- 1		CONFERENCE	3- 3		0- 1		1- 0		
3- 3	0- 2	0- 0		HOME	2- 1		0- 0		1- 0		
1- 5	0- 1	0- 1		AWAY	1- 2		0- 1		0- 0		
0- 0	0- 0	0- 0		NEUTRAL	0- 0		0- 0		0- 0		
RPI S	Opponent	Score	RPI S	Opponent	Score	RPI S	Opponent	Score	RPI S	Opponent	Score
11 A	Florida	0 3	26 A	Texas A&M	0 3	52 A	Georgia	2 3	111 A	Alabama	1 3
15 H	Kentucky	0 3	36 N	Marquette	0 3	54 A	Missouri	0 3	116 H	Rice	3 0
16 A	Miami (FL)	2 3				54 H	Missouri	3 1	117 N	Samford	3 1
23 H	Arkansas	1 3				55 H	Auburn	0 3	140 H	North Dakota	3 1
						85 A	Xavier	3 2	177 H	Mississippi St.	3 1
						91 A	South Carolina	3 0	193 N	Wofford	2 3
						91 H	South Carolina	3 0	290 H	Alabama A&M	3 0
									305 N	Tennessee Tech	3 0
<hr/>											
LAST 10 GAMES											
55 H	Auburn	0 3	23 H	Arkansas	1 3						
91 H	South Carolina	3 0	15 H	Kentucky	0 3						
54 H	Missouri	3 1	91 A	South Carolina	3 0						
52 A	Georgia	2 3	111 A	Alabama	1 3						
11 A	Florida	0 3	177 H	Mississippi St.	3 1						

Non-Div. I Games:

Ole Miss

Average RPI Win: 175		WON-LOST	WINNING	LAST 10	STRENGTH OF		OPP. STRENGTH	TEAM	ADJ		CONF.	ADJ CONF.
Average RPI Loss: 53		RECORD	PCT. RANK	GAMES	SCHEDULE		OF SCHEDULE	RPI	RPI		RPI	RPI
DIV. I ONLY		12- 13	.48 181	3- 7	35		82	91	.55291 89		6	6
DIV. I NON-CONF.		9- 3	.75 59	1- 0	63		206	45	.59513 48		6	6
TOTALS		RPI 1-25	RPI 26-50		W-L RECORDS		RPI 51-100		RPI 101-150		RPI 150+	
12- 13	0- 5	0- 2		OVERALL		2- 4		3- 2		7- 0		
4- 8	0- 4	0- 1		HOME		1- 2		2- 1		1- 0		
4- 5	0- 1	0- 1		AWAY		1- 2		0- 1		3- 0		
4- 0	0- 0	0- 0		NEUTRAL		0- 0		1- 0		3- 0		
9- 3	0- 2	0- 0		NON-CONFERENCE		0- 1		2- 0		7- 0		
2- 3	0- 2	0- 0		HOME		0- 1		1- 0		1- 0		
3- 0	0- 0	0- 0		AWAY		0- 0		0- 0		3- 0		
4- 0	0- 0	0- 0		NEUTRAL		0- 0		1- 0		3- 0		
3- 10	0- 3	0- 2		CONFERENCE		2- 3		1- 2		0- 0		
2- 5	0- 2	0- 1		HOME		1- 1		1- 1		0- 0		
1- 5	0- 1	0- 1		AWAY		1- 2		0- 1		0- 0		
0- 0	0- 0	0- 0		NEUTRAL		0- 0		0- 0		0- 0		
RPI S	Opponent	Score	RPI S	Opponent	Score	RPI S	Opponent	Score	RPI S	Opponent	Score	
9 H	Florida St.	1 3	40 A	North Carolina St.	0 3	51 A	Georgia Tech	0 3	112 H	Boston College	1 3	
16 H	Miami (FL)	0 3	47 H	Virginia Tech	2 3	51 H	Georgia Tech	3 2	113 N	St. John's (NY)	3 0	
19 H	Tennessee	0 3				58 A	Duke	0 3	133 A	Wake Forest	1 3	
20 H	Ohio St.	2 3				65 A	Clemson	3 0	137 H	Virginia	3 1	
24 A	North Carolina	1 3				65 H	Clemson	2 3	148 H	George Washington	3 0	
						100 H	Seton Hall	1 3	154 A	LIU Brooklyn	3 0	
									197 A	American	3 0	
									199 A	Villanova	3 0	
									230 N	New Hampshire	3 2	
									258 H	Binghamton	3 0	
									265 N	Robert Morris	3 0	
									279 N	NJIT	3 0	
			LAST 10 GAMES									
65 H	Clemson	2 3	9 H	Florida St.	1 3							
51 H	Georgia Tech	3 2	16 H	Miami (FL)	0 3							
197 A	American	3 0	133 A	Wake Forest	1 3							
40 A	North Carolina St.	0 3	58 A	Duke	0 3							
24 A	North Carolina	1 3	137 H	Virginia	3 1							

Average RPI Win:		162	WON-LOST	WINNING	LAST 10	STRENGTH OF		OPP. STRENGTH	TEAM	ADJ	CONF.	ADJ CONF.
Average RPI Loss:		41	RECORD	PCT. RANK	GAMES	SCHEDULE		OF SCHEDULE	RPI	RPI	RPI	RPI
DIV. I ONLY			9- 15	.375	235	6- 4		20	43	99	.55079	90
DIV. I NON-CONF.			2- 11	.15385	299	0- 1		31	7	163	.49957	149
TOTALS		RPI 1-25	RPI 26-50		W-L RECORDS		RPI 51-100		RPI 101-150		RPI 150+	
9- 15	0- 5		0- 7		OVERALL		1- 1		4- 2		4- 0	
3- 5	0- 2		0- 3		HOME		1- 0		1- 0		1- 0	
4- 6	0- 2		0- 1		AWAY		0- 1		3- 2		1- 0	
2- 4	0- 1		0- 3		NEUTRAL		0- 0		0- 0		2- 0	
2- 11	0- 4		0- 5		NON-CONFERENCE		0- 1		0- 1		2- 0	
0- 3	0- 1		0- 2		HOME		0- 0		0- 0		0- 0	
0- 4	0- 2		0- 0		AWAY		0- 1		0- 1		0- 0	
2- 4	0- 1		0- 3		NEUTRAL		0- 0		0- 0		2- 0	
7- 4	0- 1		0- 2		CONFERENCE		1- 0		4- 1		2- 0	
3- 2	0- 1		0- 1		HOME		1- 0		1- 0		1- 0	
4- 2	0- 0		0- 1		AWAY		0- 0		3- 1		1- 0	
0- 0	0- 0		0- 0		NEUTRAL		0- 0		0- 0		0- 0	
RPI S	Opponent	Score	RPI S	Opponent	Score	RPI S	Opponent	Score	RPI S	Opponent	Score	
4 A	Texas	0 3	28 N	Iowa St.	0 3	85 A	Xavier	2 3	103 A	New Mexico St.	1 3	
7 H	Louisville	0 3	33 H	Western Ky.	1 3	100 H	Seton Hall	3 2	108 H	Rutgers	3 0	
9 N	Florida St.	0 3	34 H	Notre Dame	2 3				113 A	St. John's (NY)	3 1	
19 A	Tennessee	1 3	35 H	Illinois	1 3				118 A	Connecticut	3 2	
21 H	Purdue	1 3	35 N	Illinois	1 3				127 A	Pittsburgh	3 0	
			36 A	Marquette	0 3				131 A	South Fla.	2 3	
			38 N	Northwestern	1 3				209 A	Syracuse	3 0	
									214 N	UCF	3 0	
									226 H	DePaul	3 1	
									239 N	Drake	3 0	
LAST 10 GAMES												
	7 H Louisville	0 3		100 H Seton Hall	3 2							
	209 A Syracuse	3 0		108 H Rutgers	3 0							
	36 A Marquette	0 3		85 A Xavier	2 3							
	113 A St. John's (NY)	3 1		131 A South Fla.	2 3							
	118 A Connecticut	3 2		127 A Pittsburgh	3 0							

Non-Div. I Games:

Cincinnati

Average RPI Win:	181	WON-LOST	WINNING	LAST 10	STRENGTH OF	OPP. STRENGTH	TEAM	ADJ	CONF.	ADJ CONF.	
Average RPI Loss:	56	RECORD	PCT. RANK	GAMES	SCHEDULE	OF SCHEDULE	RPI	RPI	RPI	RPI	
DIV. I ONLY	15- 10	.6	112	2- 8	104	75	94	.54953	91	4	5
DIV. I NON-CONF.	12- 0	1	1	1- 0	142	231	39	.61836	41	4	4
<hr/>											
TOTALS	RPI 1-25	RPI 26-50		W-L RECORDS	RPI 51-100		RPI 101-150		RPI 150+		
15- 10	0- 2	0- 2		OVERALL	3- 5		1- 1		11- 0		
9- 5	0- 1	0- 1		HOME	3- 2		1- 1		5- 0		
3- 5	0- 1	0- 1		AWAY	0- 3		0- 0		3- 0		
3- 0	0- 0	0- 0		NEUTRAL	0- 0		0- 0		3- 0		
<hr/>											
12- 0	0- 0	0- 0		NON-CONFERENCE	1- 0		1- 0		10- 0		
7- 0	0- 0	0- 0		HOME	1- 0		1- 0		5- 0		
2- 0	0- 0	0- 0		AWAY	0- 0		0- 0		2- 0		
3- 0	0- 0	0- 0		NEUTRAL	0- 0		0- 0		3- 0		
<hr/>											
3- 10	0- 2	0- 2		CONFERENCE	2- 5		0- 1		1- 0		
2- 5	0- 1	0- 1		HOME	2- 2		0- 1		0- 0		
1- 5	0- 1	0- 1		AWAY	0- 3		0- 0		1- 0		
0- 0	0- 0	0- 0		NEUTRAL	0- 0		0- 0		0- 0		
<hr/>											
RPI	S	Opponent	Score	RPI	S	Opponent	Score	RPI	S	Opponent	Score
11	H	Florida	1 3	26	A	Texas A&M	0 3	52	H	Georgia	3 0
19	A	Tennessee	1 3	26	H	Texas A&M	0 3	55	A	Auburn	1 3
								55	H	Auburn	0 3
								65	H	Clemson	3 0
								76	A	LSU	0 3
								76	H	LSU	3 2
								88	A	Ole Miss	0 3
								88	H	Ole Miss	0 3

Non-Div. I Games:

South Carolina

Average RPI Win:		232	WON-LOST RECORD		WINNING PCT. RANK		LAST 10 GAMES		STRENGTH OF SCHEDULE		OPP. STRENGTH OF SCHEDULE		TEAM RPI		ADJ RPI		CONF. RPI		ADJ CONF. RPI		
DIV. I ONLY			20- 6		.76923 35		10- 0		172		211		89		.54851 92		24		24		
DIV. I NON-CONF.			8- 6		.57143 135		0- 0		59		152		91		.55132 95		23		23		
TOTALS		RPI 1-25		RPI 26-50		W-L RECORDS		RPI 51-100		RPI 101-150		RPI 150+									
20- 6		0- 2		0- 1		OVERALL		1- 1		1- 0		18- 2									
12- 2		0- 0		0- 0		HOME		1- 1		1- 0		10- 1									
6- 2		0- 1		0- 0		AWAY		0- 0		0- 0		6- 0									
2- 2		0- 1		0- 1		NEUTRAL		0- 0		0- 0		2- 0									
8- 6		0- 2		0- 1		NON-CONFERENCE		1- 1		1- 0		6- 2									
5- 2		0- 0		0- 0		HOME		1- 1		1- 0		3- 1									
1- 2		0- 1		0- 0		AWAY		0- 0		0- 0		1- 1									
2- 2		0- 1		0- 1		NEUTRAL		0- 0		0- 0		2- 0									
12- 0		0- 0		0- 0		CONFERENCE		0- 0		0- 0		12- 0									
7- 0		0- 0		0- 0		HOME		0- 0		0- 0		7- 0									
5- 0		0- 0		0- 0		AWAY		0- 0		0- 0		5- 0									
0- 0		0- 0		0- 0		NEUTRAL		0- 0		0- 0		0- 0									
RPI	S	Opponent		Score		RPI	S	Opponent		Score		RPI	S	Opponent		Score					
2	N	Penn St.		0	3	33	N	Western Ky.		0	3	54	H	Missouri		3	2				
7	A	Louisville		1	3							85	H	Xavier		0	3				
												139	H	Valparaiso		3	2				
												160	H	Northern Ky.		1	3				
												171	A	Marshall		2	3				
												181	H	Southeast Mo. St.		3	0				
												196	A	UNC Greensboro		3	2				
												201	A	Jacksonville St.		3	2				
												201	H	Jacksonville St.		3	2				
												203	N	Youngstown St.		3	0				
												207	H	Belmont		3	0				
												227	H	Evansville		3	1				
												228	H	Tennessee St.		3	0				
												231	N	UNC Wilmington		3	0				
												249	A	Eastern Ky.		3	1				
												254	H	UT Martin		3	0				
												260	A	Eastern Ill.		3	2				
												277	A	SIU Edwardsville		3	1				
												290	H	Alabama A&M		3	0				
												301	H	Murray St.		3	0				
												305	A	Tennessee Tech		3	1				
												305	H	Tennessee Tech		3	0				
												325	H	Savannah St.		3	0				
LAST 10 GAMES						LAST 10 GAMES						LAST 10 GAMES									
201 H Jacksonville St.						3	2	201 A Jacksonville St.						3	2						
305 H Tennessee Tech						3	0	277 A SIU Edwardsville						3	1						
254 H UT Martin						3	0	260 A Eastern Ill.						3	2						
181 H Southeast Mo. St.						3	0	301 H Murray St.						3	0						
305 A Tennessee Tech						3	1	249 A Eastern Ky.						3	1						

Non-Div. I Games:

Morehead St.

Average RPI Win:	192	WON-LOST RECORD	WINNING PCT. RANK	LAST 10 GAMES	STRENGTH OF SCHEDULE	OPP. STRENGTH OF SCHEDULE	TEAM RPI	ADJ RPI	CONF. RPI	ADJ CONF. RPI		
DIV. I ONLY		18- 6	.75	37	9- 1	188	153	93	.54821	93	18	18
DIV. I NON-CONF.		8- 5	.61538	115	0- 0	243	103	145	.50526	141	20	20
<hr/>												
TOTALS	RPI 1-25	RPI 26-50		W-L RECORDS		RPI 51-100		RPI 101-150		RPI 150+		
18- 6	0- 0	0- 0		OVERALL		2- 1		2- 3		14- 2		
5- 3	0- 0	0- 0		HOME		0- 0		0- 2		5- 1		
9- 2	0- 0	0- 0		AWAY		1- 0		2- 1		6- 1		
4- 1	0- 0	0- 0		NEUTRAL		1- 1		0- 0		3- 0		
<hr/>												
8- 5	0- 0	0- 0		NON-CONFERENCE		2- 1		1- 3		5- 1		
2- 2	0- 0	0- 0		HOME		0- 0		0- 2		2- 0		
2- 2	0- 0	0- 0		AWAY		1- 0		1- 1		0- 1		
4- 1	0- 0	0- 0		NEUTRAL		1- 1		0- 0		3- 0		
<hr/>												
10- 1	0- 0	0- 0		CONFERENCE		0- 0		1- 0		9- 1		
3- 1	0- 0	0- 0		HOME		0- 0		0- 0		3- 1		
7- 0	0- 0	0- 0		AWAY		0- 0		1- 0		6- 0		
0- 0	0- 0	0- 0		NEUTRAL		0- 0		0- 0		0- 0		
<hr/>												
RPI	S	Opponent	Score	RPI	S	Opponent	Score	RPI	S	Opponent	Score	
						51 N	Georgia Tech	0	3	101 A	Eastern Mich.	3 2
						61 A	IPFW	3	0	107 A	Indiana	1 3
						64 N	Bowling Green	3	0	119 H	Oakland	2 3
										127 H	Pittsburgh	0 3
										139 A	Valparaiso	3 2
										158 A	Loyola Chicago	3 1
										158 H	Loyola Chicago	0 3
										172 A	Green Bay	3 1
										172 H	Green Bay	3 0
										176 A	Ill.-Chicago	3 1
										176 H	Ill.-Chicago	3 0
										188 A	West Virginia	2 3
										203 A	Youngstown St.	3 0
										215 A	Milwaukee	3 0
										215 H	Milwaukee	3 0
										220 N	Kent St.	3 0
										234 H	Buffalo	3 1
										249 H	Eastern Ky.	3 0
										298 A	Wright St.	3 0
										301 N	Murray St.	3 0
										301 N	Murray St.	3 1
				LAST 10 GAMES								
				158 A	Loyola Chicago	3	1	298 A	Wright St.	3	0	
				176 A	Ill.-Chicago	3	1	139 A	Valparaiso	3	2	
				172 H	Green Bay	3	0	176 H	Ill.-Chicago	3	0	
				215 H	Milwaukee	3	0	158 H	Loyola Chicago	0	3	
				203 A	Youngstown St.	3	0	215 A	Milwaukee	3	0	

Non-Div. I Games:

Cleveland St.

Average RPI Win: 181		WON-LOST RECORD		WINNING PCT. RANK		LAST 10 GAMES		STRENGTH OF SCHEDULE		OPP. STRENGTH OF SCHEDULE		TEAM RPI		ADJ RPI		CONF. RPI		ADJ CONF. RPI	
DIV. I ONLY		16- 9		.64 92		10- 0		96		159		88		.54758 94		14		14	
DIV. I NON-CONF.		5- 7		.41667 205		1- 0		168		131		196		.46646 199		18		18	
TOTALS		RPI 1-25		RPI 26-50		W-L RECORDS		RPI 51-100		RPI 101-150		RPI 150+							
16- 9		0- 1		0- 0		OVERALL		3- 2		4- 4		9- 2							
7- 2		0- 0		0- 0		HOME		1- 2		3- 0		3- 0							
8- 4		0- 1		0- 0		AWAY		2- 0		1- 2		5- 1							
1- 3		0- 0		0- 0		NEUTRAL		0- 0		0- 2		1- 1							
5- 7		0- 1		0- 0		NON-CONFERENCE		0- 1		1- 4		4- 1							
3- 1		0- 0		0- 0		HOME		0- 1		1- 0		2- 0							
1- 3		0- 1		0- 0		AWAY		0- 0		0- 2		1- 0							
1- 3		0- 0		0- 0		NEUTRAL		0- 0		0- 2		1- 1							
11- 2		0- 0		0- 0		CONFERENCE		3- 1		3- 0		5- 1							
4- 1		0- 0		0- 0		HOME		1- 1		2- 0		1- 0							
7- 1		0- 0		0- 0		AWAY		2- 0		1- 0		4- 1							
0- 0		0- 0		0- 0		NEUTRAL		0- 0		0- 0		0- 0							
RPI	S	Opponent		Score		RPI	S	Opponent		Score		RPI	S	Opponent		Score			
10	A	Kansas		0 3								114	H	Northwestern St.		3 1			
								70 A Central Ark.		3 1		116	A	Rice		0 3			
								70 H Central Ark.		0 3		126	N	Arkansas St.		1 3			
								72 H Colorado		2 3		127	N	Pittsburgh		1 3			
								99 A A&M-Corpus Christi		3 0		128	A	Oral Roberts		3 2			
								99 H A&M-Corpus Christi		3 1		128	H	Oral Roberts		3 0			
												146	A	Texas St.		2 3			
												147	H	Houston Baptist		3 0			
												159	A	Stephen F. Austin		2 3			
												159	H	Stephen F. Austin		3 0			
												177	N	Mississippi St.		0 3			
												186	A	Nicholls St.		3 0			
												194	H	La.-Lafayette		3 2			
												238	N	Neb. Omaha		3 1			
												241	A	Lamar		3 1			
												244	A	Southeastern La.		3 0			
												276	A	McNeese St.		3 0			
												285	A	Tulane		3 0			
												291	H	Texas Southern		3 0			
						LAST 10 GAMES													
						70	A	Central Ark.		3	1	147	H	Houston Baptist		3	0		
						128	A	Oral Roberts		3	2	114	H	Northwestern St.		3	1		
						99	H	A&M-Corpus Christi		3	1	159	H	Stephen F. Austin		3	0		
						241	A	Lamar		3	1	186	A	Nicholls St.		3	0		
						276	A	McNeese St.		3	0	244	A	Southeastern La.		3	0		

Non-Div. I Games:

Sam Houston St.

Average RPI Win:	184	WON-LOST RECORD	WINNING PCT. RANK	LAST 10 GAMES	STRENGTH OF SCHEDULE	OPP. STRENGTH OF SCHEDULE	TEAM RPI	ADJ RPI	CONF. RPI	ADJ CONF. RPI			
Average RPI Loss:	92												
DIV. I ONLY	16- 8	.66667	67	5- 5	138	126	96	.54731	95	16	15		
DIV. I NON-CONF.	7- 3	.7	75	0- 1	95	68	67	.58245	65	12	12		
<hr/>													
TOTALS	RPI 1-25	RPI 26-50		W-L RECORDS	RPI 51-100		RPI 101-150		RPI 150+				
16- 8	1- 0	0- 1		OVERALL	1- 5		2- 0		12- 2				
9- 4	1- 0	0- 1		HOME	0- 3		1- 0		7- 0				
5- 4	0- 0	0- 0		AWAY	0- 2		1- 0		4- 2				
2- 0	0- 0	0- 0		NEUTRAL	1- 0		0- 0		1- 0				
<hr/>													
7- 3	1- 0	0- 1		NON-CONFERENCE	1- 1		1- 0		4- 1				
4- 2	1- 0	0- 1		HOME	0- 1		1- 0		2- 0				
1- 1	0- 0	0- 0		AWAY	0- 0		0- 0		1- 1				
2- 0	0- 0	0- 0		NEUTRAL	1- 0		0- 0		1- 0				
<hr/>													
9- 5	0- 0	0- 0		CONFERENCE	0- 4		1- 0		8- 1				
5- 2	0- 0	0- 0		HOME	0- 2		0- 0		5- 0				
4- 3	0- 0	0- 0		AWAY	0- 2		1- 0		3- 1				
0- 0	0- 0	0- 0		NEUTRAL	0- 0		0- 0		0- 0				
<hr/>													
RPI S	Opponent	Score		RPI S	Opponent	Score		RPI S	Opponent	Score			
25 H	Oklahoma	3	2	32 H	Creighton	0	3	56 H	Tulsa	2	3		
								60 A	Idaho St.	2	3		
								60 H	Idaho St.	0	3		
								69 N	TCU	3	1		
								73 H	Northern Ariz.	1	3		
								79 A	Portland St.	0	3		
								121 H	Ball St.	3	1		
								140 A	North Dakota	3	2		
								151 A	Montana St.	3	0		
								151 H	Montana St.	3	1		
								153 A	Denver	0	3		
								165 H	North Dakota St.	3	0		
								173 H	Air Force	3	1		
								192 H	Sacramento St.	3	0		
								207 A	Belmont	3	0		
								223 A	Montana	1	3		
								223 H	Montana	3	1		
								233 H	Southern Utah	3	0		
								255 A	Weber St.	3	0		
								255 H	Weber St.	3	0		
								290 N	Alabama A&M	3	0		
								297 A	Eastern Wash.	3	0		
				LAST 10 GAMES									
				60 H Idaho St.				0	3	233 H Southern Utah		3	0
				255 H Weber St.				3	0	73 H Northern Ariz.		1	3
				153 A Denver				0	3	297 A Eastern Wash.		3	0
				223 A Montana				1	3	79 A Portland St.		0	3
				151 A Montana St.				3	0	140 A North Dakota		3	2

Non-Div. I Games:

Northern Colo.

Average RPI Win:	179	WON-LOST RECORD	WINNING PCT. RANK	LAST 10 GAMES	STRENGTH OF SCHEDULE	OPP. STRENGTH OF SCHEDULE	TEAM RPI	ADJ RPI	CONF. RPI	ADJ CONF. RPI	
DIV. I ONLY		13- 12	.52 159	5- 5	58	107	97	.54589	96	10	10
DIV. I NON-CONF.		6- 6	.5 157	1- 0	23	92	77	.57178	78	10	10
<hr/>											
TOTALS	RPI 1-25	RPI 26-50		W-L RECORDS	RPI 51-100		RPI 101-150		RPI 150+		
13- 12	0- 2	1- 4		OVERALL	2- 3		2- 2		8- 1		
11- 4	0- 0	1- 2		HOME	2- 0		2- 2		6- 0		
2- 6	0- 2	0- 2		AWAY	0- 1		0- 0		2- 1		
0- 2	0- 0	0- 0		NEUTRAL	0- 2		0- 0		0- 0		
<hr/>											
6- 6	0- 2	0- 1		NON-CONFERENCE	1- 2		2- 1		3- 0		
6- 2	0- 0	0- 1		HOME	1- 0		2- 1		3- 0		
0- 2	0- 2	0- 0		AWAY	0- 0		0- 0		0- 0		
0- 2	0- 0	0- 0		NEUTRAL	0- 2		0- 0		0- 0		
<hr/>											
7- 6	0- 0	1- 3		CONFERENCE	1- 1		0- 1		5- 1		
5- 2	0- 0	1- 1		HOME	1- 0		0- 1		3- 0		
2- 4	0- 0	0- 2		AWAY	0- 1		0- 0		2- 1		
0- 0	0- 0	0- 0		NEUTRAL	0- 0		0- 0		0- 0		
<hr/>											
RPI S	Opponent	Score	RPI S	Opponent	Score	RPI S	Opponent	Score	RPI S	Opponent	Score
12 A	Kansas St.	0 3	30 H	Dayton	0 3	56 N	Tulsa	0 3	102 H	Illinois St.	2 3
25 A	Oklahoma	1 3	32 A	Creighton	2 3	70 H	Central Ark.	3 1	118 H	Connecticut	3 0
			39 H	Wichita St.	1 3	78 A	Southern Ill.	1 3	128 H	Oral Roberts	3 2
			45 A	UNI	0 3	78 H	Southern Ill.	3 1	134 H	Northern Ill.	2 3
			45 H	UNI	3 1	80 N	Western Mich.	1 3	164 H	UALR	3 1
									208 H	Austin Peay	3 0
									227 A	Evansville	0 3
									227 H	Evansville	3 0
									232 A	Bradley	3 0
									232 H	Bradley	3 1
									239 A	Drake	3 0
									287 H	Indiana St.	3 2
									302 H	New Orleans	3 0
<hr/>											
			LAST 10 GAMES								
			45 H UNI 3 1			70 H Central Ark. 3 1					
			232 H Bradley 3 1			102 H Illinois St. 2 3					
			78 A Southern Ill. 1 3			287 H Indiana St. 3 2					
			227 A Evansville 0 3			232 A Bradley 3 0					
			39 H Wichita St. 1 3			45 A UNI 0 3					

Non-Div. I Games:

Missouri St.

F
u
r
m
a
n

Furman

Average RPI Win:		212	WON-LOST RECORD		WINNING PCT. RANK		LAST 10 GAMES		STRENGTH OF SCHEDULE		OPP. STRENGTH OF SCHEDULE		TEAM RPI		ADJ RPI		CONF. RPI		ADJ CONF. RPI					
DIV. I ONLY			18- 5		.78261 31		8- 2		244		141		95		.54456 98		19		19					
DIV. I NON-CONF.			11- 3		.78571 52		1- 0		260		90		106		.54144 107		19		19					
TOTALS		RPI 1-25		RPI 26-50		W-L RECORDS		RPI 51-100		RPI 101-150		RPI 150+												
18- 5		0- 1		0- 0		OVERALL		0- 3		4- 0		14- 1												
11- 0		0- 0		0- 0		HOME		0- 0		2- 0		9- 0												
2- 4		0- 0		0- 0		AWAY		0- 3		0- 0		2- 1												
5- 1		0- 1		0- 0		NEUTRAL		0- 0		2- 0		3- 0												
11- 3		0- 1		0- 0		NON-CONFERENCE		0- 2		4- 0		7- 0												
5- 0		0- 0		0- 0		HOME		0- 0		2- 0		3- 0												
1- 2		0- 0		0- 0		AWAY		0- 2		0- 0		1- 0												
5- 1		0- 1		0- 0		NEUTRAL		0- 0		2- 0		3- 0												
7- 2		0- 0		0- 0		CONFERENCE		0- 1		0- 0		7- 1												
6- 0		0- 0		0- 0		HOME		0- 0		0- 0		6- 0												
1- 2		0- 0		0- 0		AWAY		0- 1		0- 0		1- 1												
0- 0		0- 0		0- 0		NEUTRAL		0- 0		0- 0		0- 0												
RPI	S	Opponent			Score		RPI	S	Opponent			Score		RPI	S	Opponent			Score					
5	N	UCLA			0 3				58	A	Duke			1 3		111	N	Alabama			3 2			
									75	A	Towson			0 3		112	H	Boston College			3 1			
									83	A	UC Santa Barbara			0 3		118	H	Connecticut			3 0			
															122	N	Idaho			3 1				
															155	A	Delaware			2 3				
															198	A	Hofstra			3 0				
															198	H	Hofstra			3 1				
															200	H	James Madison			3 0				
															204	H	William & Mary			3 1				
															206	N	Cal Poly			3 0				
															216	N	Elon			3 0				
															230	A	New Hampshire			3 0				
															231	H	UNC Wilmington			3 1				
															242	H	Harvard			3 0				
															246	H	Georgia St.			3 0				
															274	H	Sacred Heart			3 1				
															280	H	George Mason			3 0				
															315	H	Holy Cross			3 0				
															318	N	East Carolina			3 0				
LAST 10 GAMES																								
246 H Georgia St.							3 0		280 H George Mason							3 0								
75 A Towson							0 3		204 H William & Mary							3 1								
155 A Delaware							2 3		231 H UNC Wilmington							3 1								
198 A Hofstra							3 0		198 H Hofstra							3 1								
200 H James Madison							3 0		118 H Connecticut							3 0								

Average RPI Win:	196	WON-LOST	WINNING	LAST 10	STRENGTH OF	OPP. STRENGTH	TEAM	ADJ	CONF.	ADJ CONF.	
Average RPI Loss:	102	RECORD	PCT. RANK	GAMES	SCHEDULE	OF SCHEDULE	RPI	RPI	RPI	RPI	
DIV. I ONLY	16- 9	.64	92	7- 3	111	166	98	.54259	99	14	14
DIV. I NON-CONF.	8- 4	.66667	89	1- 0	196	169	122	.52241	124	18	18
<hr/>											
TOTALS	RPI 1-25	RPI 26-50		W-L RECORDS		RPI 51-100		RPI 101-150		RPI 150+	
16- 9	0- 0	0- 0		OVERALL		1- 5		3- 3		12- 1	
5- 1	0- 0	0- 0		HOME		1- 1		2- 0		2- 0	
7- 6	0- 0	0- 0		AWAY		0- 4		1- 2		6- 0	
4- 2	0- 0	0- 0		NEUTRAL		0- 0		0- 1		4- 1	
<hr/>											
8- 4	0- 0	0- 0		NON-CONFERENCE		0- 2		1- 1		7- 1	
1- 0	0- 0	0- 0		HOME		0- 0		0- 0		1- 0	
3- 2	0- 0	0- 0		AWAY		0- 2		1- 0		2- 0	
4- 2	0- 0	0- 0		NEUTRAL		0- 0		0- 1		4- 1	
<hr/>											
8- 5	0- 0	0- 0		CONFERENCE		1- 3		2- 2		5- 0	
4- 1	0- 0	0- 0		HOME		1- 1		2- 0		1- 0	
4- 4	0- 0	0- 0		AWAY		0- 2		0- 2		4- 0	
0- 0	0- 0	0- 0		NEUTRAL		0- 0		0- 0		0- 0	
<hr/>											
RPI S	Opponent	Score	RPI S	Opponent	Score	RPI S	Opponent	Score	RPI S	Opponent	Score
						62 A	Baylor	0 3	101 N	Eastern Mich.	0 3
						69 A	TCU	0 3	114 A	Northwestern St.	1 3
						70 A	Central Ark.	1 3	114 H	Northwestern St.	3 1
						70 H	Central Ark.	3 2	120 A	North Texas	3 0
						94 A	Sam Houston St.	1 3	128 A	Oral Roberts	0 3
						94 H	Sam Houston St.	0 3	128 H	Oral Roberts	3 0
									152 N	Army	3 0
									159 H	Stephen F. Austin	3 0
									186 A	Nicholls St.	3 0
									189 N	SMU	0 3
									198 N	Hofstra	3 0
									211 A	Texas-Arlington	3 0
									224 N	Nevada	3 1
									241 A	Lamar	3 1
									244 A	Southeastern La.	3 1
						262 A	Tex.-Pan American	3 1	262 H	Tex.-Pan American	3 0
						276 A	McNeese St.	3 1	285 N	Tulane	3 0
						LAST 10 GAMES					
						128 A	Oral Roberts	0 3	241 A	Lamar	3 1
						70 A	Central Ark.	1 3	159 H	Stephen F. Austin	3 0
94 A	Sam Houston St.	1 3	114 H	Northwestern St.	3 1						
262 H	Tex.-Pan American	3 0	244 A	Southeastern La.	3 1						
276 A	McNeese St.	3 1	186 A	Nicholls St.	3 0						

Non-Div. I Games:

A&M-Corpus Christi

Average RPI Win:		210	WON-LOST RECORD		WINNING PCT. RANK		LAST 10 GAMES		STRENGTH OF SCHEDULE		OPP. STRENGTH OF SCHEDULE		TEAM RPI		ADJ RPI		CONF. RPI		ADJ CONF. RPI	
DIV. I ONLY			17- 7		.70833 50		4- 6		179		143		102		.54047 100		8		8	
DIV. I NON-CONF.			12- 1		.92308 12		1- 0		283		222		90		.55746 91		9		9	
TOTALS		RPI 1-25		RPI 26-50		W-L RECORDS		RPI 51-100		RPI 101-150		RPI 150+								
17- 7		0- 2		0- 1		OVERALL		1- 1		3- 2		13- 1								
8- 1		0- 0		0- 1		HOME		0- 0		3- 0		5- 0								
5- 5		0- 1		0- 0		AWAY		1- 1		0- 2		4- 1								
4- 1		0- 1		0- 0		NEUTRAL		0- 0		0- 0		4- 0								
12- 1		0- 1		0- 0		NON-CONFERENCE		1- 0		0- 0		11- 0								
4- 0		0- 0		0- 0		HOME		0- 0		0- 0		4- 0								
4- 0		0- 0		0- 0		AWAY		1- 0		0- 0		3- 0								
4- 1		0- 1		0- 0		NEUTRAL		0- 0		0- 0		4- 0								
5- 6		0- 1		0- 1		CONFERENCE		0- 1		3- 2		2- 1								
4- 1		0- 0		0- 1		HOME		0- 0		3- 0		1- 0								
1- 5		0- 1		0- 0		AWAY		0- 1		0- 2		1- 1								
0- 0		0- 0		0- 0		NEUTRAL		0- 0		0- 0		0- 0								
RPI	S	Opponent		Score		RPI	S	Opponent		Score		RPI	S	Opponent		Score				
7	A	Louisville		0 3		36	H	Marquette		2 3		89	A	Maryland		3 1				
20	N	Ohio St.		0 3								90	A	Cincinnati		2 3				
														108 H Rutgers		3 2				
														113 A St. John's (NY)		1 3				
														118 A Connecticut		2 3				
														127 H Pittsburgh		3 1				
														131 H South Fla.		3 1				
														183 H Princeton		3 0				
														185 N Canisius		3 0				
														198 A Hofstra		3 0				
														199 A Villanova		2 3				
														200 A James Madison		3 1				
														209 H Syracuse		3 1				
														218 A Georgetown		3 1				
														221 A Rhode Island		3 2				
														245 H Stony Brook		3 2				
														258 N Binghamton		3 2				
														275 N Appalachian St.		3 1				
														299 N Hartford		3 0				
														303 H Morgan St.		3 0				
														326 H Saint Peter's		3 0				
						LAST 10 GAMES														
						118	A	Connecticut		2 3		90	A	Cincinnati		2 3				
						113	A	St. John's (NY)		1 3		7	A	Louisville		0 3				
						108	H	Rutgers		3 2		199	A	Villanova		2 3				
						209	H	Syracuse		3 1		218	A	Georgetown		3 1				
						36	H	Marquette		2 3		326	H	Saint Peter's		3 0				

Non-Div. I Games:

Seton Hall

Average RPI Win:		164	WON-LOST RECORD		WINNING PCT. RANK		LAST 10 GAMES		STRENGTH OF SCHEDULE		OPP. STRENGTH OF SCHEDULE		TEAM RPI		ADJ RPI		CONF. RPI		ADJ CONF. RPI	
DIV. I ONLY			15- 13		.53571 152		4- 6		70		114		101		.53995 101		11		11	
DIV. I NON-CONF.			10- 6		.625 112		0- 0		48		109		58		.58485 58		11		11	
TOTALS		RPI 1-25		RPI 26-50		W-L RECORDS		RPI 51-100		RPI 101-150		RPI 150+								
15- 13		0- 0		0- 3		OVERALL		2- 6		5- 2		8- 2								
1- 4		0- 0		0- 0		HOME		0- 3		1- 0		0- 1								
7- 6		0- 0		0- 2		AWAY		0- 1		3- 2		4- 1								
7- 3		0- 0		0- 1		NEUTRAL		2- 2		1- 0		4- 0								
10- 6		0- 0		0- 2		NON-CONFERENCE		2- 3		2- 1		6- 0								
0- 1		0- 0		0- 0		HOME		0- 1		0- 0		0- 0								
3- 2		0- 0		0- 1		AWAY		0- 0		1- 1		2- 0								
7- 3		0- 0		0- 1		NEUTRAL		2- 2		1- 0		4- 0								
5- 7		0- 0		0- 1		CONFERENCE		0- 3		3- 1		2- 2								
1- 3		0- 0		0- 0		HOME		0- 2		1- 0		0- 1								
4- 4		0- 0		0- 1		AWAY		0- 1		2- 1		2- 1								
0- 0		0- 0		0- 0		NEUTRAL		0- 0		0- 0		0- 0								
RPI	S	Opponent		Score		RPI	S	Opponent		Score		RPI	S	Opponent		Score				
		31 A Michigan		0 3				58 N Duke		1 3				119 A Oakland		2 3				
		33 N Western Ky.		1 3				61 N IPFW		0 3				120 A North Texas		3 2				
		49 A Ohio		0 3				64 H Bowling Green		2 3				121 A Ball St.		3 1				
								78 N Southern Ill.		3 1				128 N Oral Roberts		3 2				
								80 A Western Mich.		0 3				134 A Northern Ill.		3 1				
								80 H Western Mich.		2 3				134 H Northern Ill.		3 0				
								93 H Cleveland St.		2 3				135 A Central Mich.		0 3				
								99 N A&M-Corpus Christi		3 0				163 A Akron		1 3				
														164 N UALR		3 1				
														176 A Ill.-Chicago		3 1				
														198 N Hofstra		3 0				
														208 N Austin Peay		3 0				
														210 A Toledo		3 2				
														211 N Texas-Arlington		3 2				
														229 H Miami (OH)		0 3				
														234 A Buffalo		3 1				
														248 A Memphis		3 0				
LAST 10 GAMES																				
		80 A Western Mich.		0 3				64 H Bowling Green		2 3										
		134 A Northern Ill.		3 1				121 A Ball St.		3 1										
		234 A Buffalo		3 1				210 A Toledo		3 2										
		163 A Akron		1 3				49 A Ohio		0 3										
		229 H Miami (OH)		0 3				135 A Central Mich.		0 3										

Average RPI Win:		207	WON-LOST RECORD		WINNING PCT. RANK		LAST 10 GAMES		STRENGTH OF SCHEDULE		OPP. STRENGTH OF SCHEDULE		TEAM RPI		ADJ RPI		CONF. RPI		ADJ CONF. RPI				
Average RPI Loss:		68																					
DIV. I ONLY			13- 9		.59091 117		6- 4		120		120		108		.53961 102		10		10				
DIV. I NON-CONF.			6- 4		.6 122		0- 0		73		130		92		.56103 89		10		10				
TOTALS		RPI 1-25		RPI 26-50		W-L RECORDS		RPI 51-100		RPI 101-150		RPI 150+											
13- 9		1- 0		0- 5		OVERALL		1- 2		1- 2		10- 0											
5- 3		1- 0		0- 3		HOME		0- 0		0- 0		4- 0											
5- 5		0- 0		0- 2		AWAY		1- 1		0- 2		4- 0											
3- 1		0- 0		0- 0		NEUTRAL		0- 1		1- 0		2- 0											
6- 4		1- 0		0- 1		NON-CONFERENCE		0- 1		1- 2		4- 0											
2- 1		1- 0		0- 1		HOME		0- 0		0- 0		1- 0											
1- 2		0- 0		0- 0		AWAY		0- 0		0- 2		1- 0											
3- 1		0- 0		0- 0		NEUTRAL		0- 1		1- 0		2- 0											
7- 5		0- 0		0- 4		CONFERENCE		1- 1		0- 0		6- 0											
3- 2		0- 0		0- 2		HOME		0- 0		0- 0		3- 0											
4- 3		0- 0		0- 2		AWAY		1- 1		0- 0		3- 0											
0- 0		0- 0		0- 0		NEUTRAL		0- 0		0- 0		0- 0											
RPI	S	Opponent		Score		RPI	S	Opponent		Score		RPI	S	Opponent		Score							
16	H	Miami (FL)		3	1	32	H	Creighton		0	3	67	N	VCU		1	3	121	A	Ball St.		1	3
						39	A	Wichita St.		1	3	78	A	Southern Ill.		0	3	125	N	Fla. Gulf Coast		3	0
						43	H	Oregon St.		2	3	96	A	Missouri St.		3	2	139	A	Valparaiso		1	3
						45	A	UNI		1	3							202	H	Presbyterian		3	0
						45	H	UNI		0	3							210	A	Toledo		3	1
																		227	A	Evansville		3	0
																		232	A	Bradley		3	0
																		232	H	Bradley		3	1
																		239	H	Drake		3	0
																		248	N	Memphis		3	0
																		286	N	Gardner-Webb		3	0
																		287	A	Indiana St.		3	0
																		287	H	Indiana St.		3	0
						LAST 10 GAMES																	
						287	H	Indiana St.		3	0	96	A	Missouri St.		3	2						
						45	A	UNI		1	3	39	A	Wichita St.		1	3						
						232	A	Bradley		3	0	287	A	Indiana St.		3	0						
						239	H	Drake		3	0	232	H	Bradley		3	1						
						32	H	Creighton		0	3	45	H	UNI		0	3						

Average RPI Win:	170	WON-LOST RECORD	WINNING PCT. RANK	LAST 10 GAMES	STRENGTH OF SCHEDULE	OPP. STRENGTH OF SCHEDULE	TEAM RPI	ADJ RPI	CONF. RPI	ADJ CONF. RPI		
DIV. I ONLY		16- 7	.69565	58	6- 4	174	101	100	.53904	103	17	17
DIV. I NON-CONF.		7- 4	.63636	107	1- 1	106	34	84	.56377	86	16	16

TOTALS	RPI 1-25	RPI 26-50		W-L RECORDS		RPI 51-100		RPI 101-150		RPI 150+		
16- 7	0- 0	1- 3		OVERALL		2- 0		3- 3		10- 1		
6- 2	0- 0	0- 1		HOME		1- 0		1- 1		4- 0		
7- 4	0- 0	0- 1		AWAY		1- 0		2- 2		4- 1		
3- 1	0- 0	1- 1		NEUTRAL		0- 0		0- 0		2- 0		
7- 4	0- 0	1- 3		NON-CONFERENCE		2- 0		1- 1		3- 0		
2- 1	0- 0	0- 1		HOME		1- 0		0- 0		1- 0		
2- 2	0- 0	0- 1		AWAY		1- 0		1- 1		0- 0		
3- 1	0- 0	1- 1		NEUTRAL		0- 0		0- 0		2- 0		
9- 3	0- 0	0- 0		CONFERENCE		0- 0		2- 2		7- 1		
4- 1	0- 0	0- 0		HOME		0- 0		1- 1		3- 0		
5- 2	0- 0	0- 0		AWAY		0- 0		1- 1		4- 1		
0- 0	0- 0	0- 0		NEUTRAL		0- 0		0- 0		0- 0		
RPI	S	Opponent	Score	RPI	S	Opponent	Score	RPI	S	Opponent	Score	
29	N	Pepperdine	1 3	84	A	New Mexico	3 0	105	A	Utah St.	0 3	
38	H	Northwestern	1 3	90	H	Cincinnati	3 1	106	H	UTSA	3 0	
39	N	Wichita St.	3 1					122	A	Idaho	3 2	
42	A	Colorado St.	1 3					134	A	Northern Ill.	3 1	
								146	H	Texas St.	2 3	
								149	A	UTEP	2 3	
								153	A	Denver	3 0	
								153	H	Denver	3 0	
								165	N	North Dakota St.	3 1	
								190	A	San Jose St.	3 1	
								195	N	FIU	3 0	
								211	A	Texas-Arlington	1 3	
								211	H	Texas-Arlington	3 0	
								237	A	Seattle	3 2	
								239	H	Drake	3 1	
								304	A	Louisiana Tech	3 1	
								304	H	Louisiana Tech	3 1	
LAST 10 GAMES				LAST 10 GAMES				LAST 10 GAMES				
153	A	Denver	3 0	106	H	UTSA	3 0					
84	A	New Mexico	3 0	190	A	San Jose St.	3 1					
304	A	Louisiana Tech	3 1	105	A	Utah St.	0 3					
211	A	Texas-Arlington	1 3	153	H	Denver	3 0					
146	H	Texas St.	2 3	149	A	UTEP	2 3					

Non-Div. I Games:

New Mexico St.

Average RPI Win:		186	WON-LOST		WINNING		LAST 10		STRENGTH OF		OPP. STRENGTH		TEAM	ADJ		CONF.		ADJ CONF.						
Average RPI Loss:		62	RECORD		PCT. RANK		GAMES		SCHEDULE		OF SCHEDULE		RPI	RPI		RPI		RPI						
DIV. I ONLY			15- 9		.625		103		4- 5		165		89		110		.53722		104		7		7	
DIV. I NON-CONF.			11- 3		.78571		52		0- 0		200		102		87		.56389		85		8		8	
TOTALS		RPI 1-25		RPI 26-50				W-L RECORDS				RPI 51-100				RPI 101-150				RPI 150+				
15- 9		0- 1		1- 3				OVERALL				1- 4				4- 1				9- 0				
11- 1		0- 0		0- 1				HOME				1- 0				3- 0				7- 0				
1- 7		0- 1		0- 2				AWAY				0- 3				0- 1				1- 0				
3- 1		0- 0		1- 0				NEUTRAL				0- 1				1- 0				1- 0				
11- 3		0- 1		1- 0				NON-CONFERENCE				1- 1				4- 1				5- 0				
8- 0		0- 0		0- 0				HOME				1- 0				3- 0				4- 0				
0- 2		0- 1		0- 0				AWAY				0- 0				0- 1				0- 0				
3- 1		0- 0		1- 0				NEUTRAL				0- 1				1- 0				1- 0				
4- 6		0- 0		0- 3				CONFERENCE				0- 3				0- 0				4- 0				
3- 1		0- 0		0- 1				HOME				0- 0				0- 0				3- 0				
1- 5		0- 0		0- 2				AWAY				0- 3				0- 0				1- 0				
0- 0		0- 0		0- 0				NEUTRAL				0- 0				0- 0				0- 0				
RPI	S	Opponent		Score		RPI	S	Opponent		Score		RPI	S	Opponent		Score		RPI	S	Opponent		Score		
10	A	Kansas		0	3	42	A	Colorado St.		0	3	53	A	Fresno St.		2	3	121	A	Ball St.		1	3	
						44	N	Arizona St.		3	2	63	A	UNLV		2	3	125	H	Fla. Gulf Coast		3	0	
						50	A	San Diego St.		1	3	68	H	San Francisco		3	0	127	N	Pittsburgh		3	0	
						50	H	San Diego St.		2	3	84	A	New Mexico		1	3	136	H	UMKC		3	0	
												86	N	Col. of Charleston		1	3	148	H	George Washington		3	0	
																		168	H	Boise St.		3	1	
																		173	H	Air Force		3	0	
																		202	H	Presbyterian		3	1	
																		224	A	Nevada		3	0	
																		224	H	Nevada		3	2	
																		237	H	Seattle		3	1	
																		297	H	Eastern Wash.		3	0	
																		298	N	Wright St.		3	0	
																		321	H	Bethune-Cookman		3	0	
LAST 10 GAMES																								
50 A San Diego St.						1	3	63 A UNLV						2	3									
224 A Nevada						3	0	42 A Colorado St.						0	3									
168 H Boise St.						3	1	224 H Nevada						3	2									
173 H Air Force						3	0	50 H San Diego St.						2	3									
53 A Fresno St.						2	3	84 A New Mexico						1	3									

Average RPI Win:		203	WON-LOST RECORD		WINNING PCT. RANK		LAST 10 GAMES		STRENGTH OF SCHEDULE		OPP. STRENGTH OF SCHEDULE		TEAM RPI		ADJ RPI		CONF. RPI		ADJ CONF. RPI	
Average RPI Loss:		75																		
DIV. I ONLY			17- 7		.70833 50		8- 2		234		105		107		.53687 105		17		17	
DIV. I NON-CONF.			5- 5		.5 157		0- 1		189		46		156		.50074 148		16		16	
TOTALS		RPI 1-25		RPI 26-50		W-L RECORDS		RPI 51-100		RPI 101-150		RPI 150+								
17- 7		0- 1		0- 2		OVERALL		0- 1		5- 3		12- 0								
9- 4		0- 0		0- 0		HOME		0- 1		2- 3		7- 0								
6- 2		0- 1		0- 1		AWAY		0- 0		3- 0		3- 0								
2- 1		0- 0		0- 1		NEUTRAL		0- 0		0- 0		2- 0								
5- 5		0- 1		0- 2		NON-CONFERENCE		0- 1		1- 1		4- 0								
3- 2		0- 0		0- 0		HOME		0- 1		1- 1		2- 0								
0- 2		0- 1		0- 1		AWAY		0- 0		0- 0		0- 0								
2- 1		0- 0		0- 1		NEUTRAL		0- 0		0- 0		2- 0								
12- 2		0- 0		0- 0		CONFERENCE		0- 0		4- 2		8- 0								
6- 2		0- 0		0- 0		HOME		0- 0		1- 2		5- 0								
6- 0		0- 0		0- 0		AWAY		0- 0		3- 0		3- 0								
0- 0		0- 0		0- 0		NEUTRAL		0- 0		0- 0		0- 0								
RPI S	Opponent		Score		RPI S	Opponent		Score		RPI S	Opponent		Score		RPI S	Opponent		Score		
12 A	Kansas St.		0 3		27 N	St. Mary's (CA)		0 3		66 H	Utah		2 3		103 H	New Mexico St.		3 0		
					50 A	San Diego St.		1 3						106 A	UTSA		3 1			
														106 H	UTSA		0 3			
														122 A	Idaho		3 2			
														122 H	Idaho		0 3			
														144 H	Portland		3 0			
														145 H	Utah Valley		2 3			
														146 A	Texas St.		3 0			
														153 H	Denver		3 2			
														190 H	San Jose St.		3 0			
														211 A	Texas-Arlington		3 0			
														211 H	Texas-Arlington		3 0			
														223 N	Montana		3 2			
														233 H	Southern Utah		3 1			
														237 A	Seattle		3 0			
														237 H	Seattle		3 2			
														255 H	Weber St.		3 0			
														274 N	Sacred Heart		3 1			
														304 A	Louisiana Tech		3 1			
														304 H	Louisiana Tech		3 0			
				LAST 10 GAMES																
						304 H	Louisiana Tech		3 0						190 H	San Jose St.		3 0		
						211 H	Texas-Arlington		3 0						145 H	Utah Valley		2 3		
						237 A	Seattle		3 0						153 H	Denver		3 2		
						122 A	Idaho		3 2						103 H	New Mexico St.		3 0		
						106 H	UTSA		0 3						211 A	Texas-Arlington		3 0		

Non-Div. I Games:

Utah St.

Average RPI Win: 187		WON-LOST RECORD	WINNING PCT. RANK		LAST 10 GAMES	STRENGTH OF SCHEDULE	OPP. STRENGTH OF SCHEDULE	TEAM RPI	ADJ RPI	CONF. RPI	ADJ CONF. RPI	
Average RPI Loss: 124												
DIV. I ONLY		15- 8	.65217	85	6- 4	142	173	104	.53508	106	17	17
DIV. I NON-CONF.		7- 3	.7	75	0- 0	99	167	82	.56619	83	16	16
TOTALS		RPI 1-25		RPI 26-50		W-L RECORDS		RPI 51-100		RPI 101-150		RPI 150+
15- 8	0- 0			0- 0		OVERALL		0- 1		5- 6		10- 1
10- 2	0- 0			0- 0		HOME		0- 0		4- 2		6- 0
4- 5	0- 0			0- 0		AWAY		0- 0		1- 4		3- 1
1- 1	0- 0			0- 0		NEUTRAL		0- 1		0- 0		1- 0
7- 3	0- 0			0- 0		NON-CONFERENCE		0- 1		2- 2		5- 0
4- 1	0- 0			0- 0		HOME		0- 0		2- 1		2- 0
2- 1	0- 0			0- 0		AWAY		0- 0		0- 1		2- 0
1- 1	0- 0			0- 0		NEUTRAL		0- 1		0- 0		1- 0
8- 5	0- 0			0- 0		CONFERENCE		0- 0		3- 4		5- 1
6- 1	0- 0			0- 0		HOME		0- 0		2- 1		4- 0
2- 4	0- 0			0- 0		AWAY		0- 0		1- 3		1- 1
0- 0	0- 0			0- 0		NEUTRAL		0- 0		0- 0		0- 0
RPI	S	Opponent	Score	RPI	S	Opponent	Score	RPI	S	Opponent	Score	
						97 N	Furman	0	3	103 A	New Mexico St.	0 3
										105 A	Utah St.	3 0
										105 H	Utah St.	1 3
										116 H	Rice	1 3
										122 A	Idaho	1 3
										122 H	Idaho	3 1
										146 A	Texas St.	2 3
										146 H	Texas St.	3 0
										147 A	Houston Baptist	0 3
										147 H	Houston Baptist	3 0
										149 H	UTEP	3 2
										153 A	Denver	1 3
										169 N	UAB	3 2
										175 A	Middle Tenn.	3 1
										190 H	San Jose St.	3 1
										205 A	Houston	3 1
										207 H	Belmont	3 1
										207 H	Belmont	3 0
										211 H	Texas-Arlington	3 0
										237 A	Seattle	3 1
										237 H	Seattle	3 0
										304 H	Louisiana Tech	3 0
LAST 10 GAMES												
						237 H	Seattle	3	0	103 A	New Mexico St.	0 3
						122 H	Idaho	3	1	211 H	Texas-Arlington	3 0
						146 A	Texas St.	2	3	304 H	Louisiana Tech	3 0
						105 A	Utah St.	3	0	122 A	Idaho	1 3
						153 A	Denver	1	3	237 A	Seattle	3 1

Non-Div. I Games:

UTSA

Average RPI Win:		164	WON-LOST RECORD		WINNING PCT. RANK		LAST 10 GAMES		STRENGTH OF SCHEDULE		OPP. STRENGTH OF SCHEDULE		TEAM RPI		ADJ RPI		CONF. RPI		ADJ CONF. RPI		
Average RPI Loss:		63																			
DIV. I ONLY			10- 14		.41667 212		2- 8		41		66		106		.53436 107		2		2		
DIV. I NON-CONF.			8- 4		.66667 89		0- 0		118		239		101		.54329 105		1		1		
TOTALS		RPI 1-25		RPI 26-50		W-L RECORDS		RPI 51-100		RPI 101-150		RPI 150+									
10- 14		1- 3		0- 6		OVERALL		3- 1		0- 2		6- 2									
5- 8		1- 1		0- 4		HOME		2- 1		0- 2		2- 0									
2- 5		0- 2		0- 2		AWAY		1- 0		0- 0		1- 1									
3- 1		0- 0		0- 0		NEUTRAL		0- 0		0- 0		3- 1									
8- 4		0- 0		0- 0		NON-CONFERENCE		2- 1		0- 1		6- 2									
4- 2		0- 0		0- 0		HOME		2- 1		0- 1		2- 0									
1- 1		0- 0		0- 0		AWAY		0- 0		0- 0		1- 1									
3- 1		0- 0		0- 0		NEUTRAL		0- 0		0- 0		3- 1									
2- 10		1- 3		0- 6		CONFERENCE		1- 0		0- 1		0- 0									
1- 6		1- 1		0- 4		HOME		0- 0		0- 1		0- 0									
1- 4		0- 2		0- 2		AWAY		1- 0		0- 0		0- 0									
0- 0		0- 0		0- 0		NEUTRAL		0- 0		0- 0		0- 0									
RPI	S	Opponent		Score		RPI	S	Opponent		Score		RPI	S	Opponent		Score					
2	A	Penn St.		1 <div>3</div>		31	A	Michigan		1 <div>3</div>		51	H	Georgia Tech		3 1		110	H	Iowa	1 <div>3</div>
3	H	Nebraska		2 <div>3</div>		31	H	Michigan		0 <div>3</div>		59	A	Wisconsin		3 1		139	H	Valparaiso	2 <div>3</div>
20	A	Ohio St.		1 <div>3</div>		35	H	Illinois		1 <div>3</div>		64	H	Bowling Green		1 <div>3</div>		152	A	Army	3 1
21	H	Purdue		3 1		38	H	Northwestern		1 <div>3</div>		93	H	Cleveland St.		3 1		159	N	Stephen F. Austin	2 <div>3</div>
						46	A	Michigan St.		0 <div>3</div>								162	A	Butler	1 <div>3</div>
						46	H	Michigan St.		1 <div>3</div>								219	N	Western Ill.	3 0
																		229	H	Miami (OH)	3 0
																		245	N	Stony Brook	3 1
																		252	H	Chattanooga	3 1
																		322	N	Quinnipiac	3 0
						LAST 10 GAMES															
						31	H	Michigan		0 <div>3</div>		20	A	Ohio St.		1 <div>3</div>					
						46	H	Michigan St.		1 <div>3</div>		3	H	Nebraska		2 <div>3</div>					
						59	A	Wisconsin		3 1		110	H	Iowa		1 <div>3</div>					
						21	H	Purdue		3 1		38	H	Northwestern		1 <div>3</div>					
						2	A	Penn St.		1 <div>3</div>		35	H	Illinois		1 <div>3</div>					

Non-Div. I Games:




















Indiana

Non-Div. I Games:

Duquesne

Iowa

Average RPI Win: 190		WON-LOST RECORD		WINNING PCT. RANK		LAST 10 GAMES		STRENGTH OF SCHEDULE		OPP. STRENGTH OF SCHEDULE		TEAM RPI		ADJ RPI		CONF. RPI		ADJ CONF. RPI					
DIV. I ONLY		10- 15		.4 220		2- 8		46		44		111		.53266 110		2		2					
DIV. I NON-CONF.		8- 5		.61538 115		0- 0		194		165		136		.51032 135		1		1					
TOTALS		RPI 1-25		RPI 26-50		W-L RECORDS		RPI 51-100		RPI 101-150		RPI 150+											
10- 15		1- 6		0- 5		OVERALL		0- 2		3- 1		6- 1											
3- 8		0- 4		0- 2		HOME		0- 1		2- 0		1- 1											
2- 6		1- 2		0- 3		AWAY		0- 0		1- 1		0- 0											
5- 1		0- 0		0- 0		NEUTRAL		0- 1		0- 0		5- 0											
8- 5		0- 0		0- 2		NON-CONFERENCE		0- 1		2- 1		6- 1											
3- 1		0- 0		0- 0		HOME		0- 0		2- 0		1- 1											
0- 3		0- 0		0- 2		AWAY		0- 0		0- 1		0- 0											
5- 1		0- 0		0- 0		NEUTRAL		0- 1		0- 0		5- 0											
2- 10		1- 6		0- 3		CONFERENCE		0- 1		1- 0		0- 0											
0- 7		0- 4		0- 2		HOME		0- 1		0- 0		0- 0											
2- 3		1- 2		0- 1		AWAY		0- 0		1- 0		0- 0											
0- 0		0- 0		0- 0		NEUTRAL		0- 0		0- 0		0- 0											
RPI	S	Opponent		Score		RPI	S	Opponent		Score		RPI	S	Opponent		Score							
2	A	Penn St.		1	3	28	A	Iowa St.		2	3	59	H	Wisconsin		2	3	107	A	Indiana	3	1	
2	H	Penn St.		0	3	31	H	Michigan		0	3	71	N	Pacific		1	3	119	A	Oakland	2	3	
3	H	Nebraska		0	3	36	A	Marquette		0	3							129	H	South Dakota St.	3	1	
8	H	Minnesota		1	3	38	A	Northwestern		0	3							139	H	Valparaiso	3	1	
20	A	Ohio St.		0	3	46	H	Michigan St.		0	3							181	H	Southeast Mo. St.	2	3	
20	H	Ohio St.		0	3													209	N	Syracuse	3	2	
21	A	Purdue		3	0													210	N	Toledo	3	1	
																		215	N	Milwaukee	3	2	
																		260	N	Eastern Ill.	3	1	
																		297	N	Eastern Wash.	3	0	
																		317	H	Chicago St.	3	0	
LAST 10 GAMES																							
20	H	Ohio St.		0	3	8	H	Minnesota		1	3	21	A	Purdue		3	0	107	A	Indiana	3	1	
		2 H Penn St.		0	3													46	H	Michigan St.	0	3	
38	A	Northwestern		0	3	31	H	Michigan		0	3							59	H	Wisconsin	2	3	
		3 H Nebraska		0	3																		
		59 H Wisconsin		2	3																		

Average RPI Win: 213		WON-LOST	WINNING	LAST 10	STRENGTH OF		OPP. STRENGTH	TEAM	ADJ	CONF.	ADJ CONF.
Average RPI Loss: 44		RECORD	PCT. RANK	GAMES	SCHEDULE		OF SCHEDULE	RPI	RPI	RPI	RPI
DIV. I ONLY		14- 11	.56	137	2- 8		113	94	114	.5317	111
DIV. I NON-CONF.		11- 1	.91667	16	0- 0		277	292	98	.5495	96
TOTALS		RPI 1-25	RPI 26-50		W-L RECORDS		RPI 51-100		RPI 101-150		RPI 150+
14- 11	0- 4	0- 1		OVERALL		3- 6		2- 0		9- 0	
8- 5	0- 2	0- 1		HOME		2- 2		2- 0		4- 0	
3- 5	0- 2	0- 0		AWAY		1- 3		0- 0		2- 0	
3- 1	0- 0	0- 0		NEUTRAL		0- 1		0- 0		3- 0	
11- 1	0- 0	0- 0		NON-CONFERENCE		0- 1		2- 0		9- 0	
6- 0	0- 0	0- 0		HOME		0- 0		2- 0		4- 0	
2- 0	0- 0	0- 0		AWAY		0- 0		0- 0		2- 0	
3- 1	0- 0	0- 0		NEUTRAL		0- 1		0- 0		3- 0	
3- 10	0- 4	0- 1		CONFERENCE		3- 5		0- 0		0- 0	
2- 5	0- 2	0- 1		HOME		2- 2		0- 0		0- 0	
1- 5	0- 2	0- 0		AWAY		1- 3		0- 0		0- 0	
0- 0	0- 0	0- 0		NEUTRAL		0- 0		0- 0		0- 0	
RPI S	Opponent	Score	RPI S	Opponent	Score	RPI S	Opponent	Score	RPI S	Opponent	Score
11 H	Florida	0 	26 H	Texas A&M	0 	52 A	Georgia	2 	117 H	Samford	3 1
19 A	Tennessee	0 				52 H	Georgia	0 	150 H	East Tenn. St.	3 0
19 H	Tennessee	1 				54 H	Missouri	1 	208 H	Austin Peay	3 1
23 A	Arkansas	2 				55 A	Auburn	1 	216 A	Elon	3 0
						76 A	LSU	1 	241 H	Lamar	3 0
						76 H	LSU	3 0	274 N	Sacred Heart	3 1
						88 H	Ole Miss	3 1	286 N	Gardner-Webb	3 0
						91 A	South Carolina	3 1	290 H	Alabama A&M	3 0
						98 N	Northeastern	2 	310 N	N.C. Central	3 0
									314 H	Alabama St.	3 0
									315 A	Holy Cross	3 0
LAST 10 GAMES											
19 A	Tennessee	0 	91 A	South Carolina	3 1						
23 A	Arkansas	2 	54 H	Missouri	1 						
52 H	Georgia	0 	26 H	Texas A&M	0 						
11 H	Florida	0 	88 H	Ole Miss	3 1						
76 A	LSU	1 	55 A	Auburn	1 						

Non-Div. I Games:

Alabama

Average RPI Win: 169			WON-LOST RECORD			WINNING PCT. RANK			LAST 10 GAMES			STRENGTH OF SCHEDULE			OPP. STRENGTH OF SCHEDULE			TEAM RPI			ADJ RPI			CONF. RPI			ADJ CONF. RPI		
DIV. I ONLY			10- 15			.4 220			3- 7			43			54			115			.53167 112			6			6		
DIV. I NON-CONF.			6- 6			.5 157			0- 0			86			89			117			.52868 119			6			6		
TOTALS			RPI 1-25			RPI 26-50			W-L RECORDS			RPI 51-100			RPI 101-150			RPI 150+											
10- 15			0- 5			0- 3			OVERALL			2- 6			3- 1			5- 0											
4- 6			0- 2			0- 1			HOME			0- 3			1- 0			3- 0											
3- 6			0- 2			0- 1			AWAY			2- 3			1- 0			0- 0											
3- 3			0- 1			0- 1			NEUTRAL			0- 0			1- 1			2- 0											
6- 6			0- 2			0- 1			NON-CONFERENCE			0- 2			1- 1			5- 0											
3- 1			0- 0			0- 0			HOME			0- 1			0- 0			3- 0											
0- 2			0- 1			0- 0			AWAY			0- 1			0- 0			0- 0											
3- 3			0- 1			0- 1			NEUTRAL			0- 0			1- 1			2- 0											
4- 9			0- 3			0- 2			CONFERENCE			2- 4			2- 0			0- 0											
1- 5			0- 2			0- 1			HOME			0- 2			1- 0			0- 0											
3- 4			0- 1			0- 1			AWAY			2- 2			1- 0			0- 0											
0- 0			0- 0			0- 0			NEUTRAL			0- 0			0- 0			0- 0											
RPI S	Opponent		Score		RPI S	Opponent		Score		RPI S	Opponent		Score		RPI S	Opponent		Score		RPI S	Opponent		Score		RPI S	Opponent		Score	
9	H	Florida St.	0	3	40	A	North Carolina St.	0	3	51	A	Georgia Tech	0	3	118	N	Connecticut	0	3										
13	A	Southern California	1	3	45	N	UNI	1	3	51	H	Georgia Tech	0	3	133	A	Wake Forest	3	1										
16	H	Miami (FL)	2	3	47	H	Virginia Tech	0	3	58	A	Duke	3	0	137	H	Virginia	3	0										
19	N	Tennessee	0	3						65	A	Clemson	0	3	148	N	George Washington	3	1										
24	A	North Carolina	0	3						65	H	Clemson	0	3	177	N	Mississippi St.	3	1										
										87	H	Texas Tech	2	3	179	H	Siena	3	1										
										89	A	Maryland	3	1	242	N	Harvard	3	0										
										98	A	Northeastern	1	3	258	H	Binghamton	3	0										
															272	H	Fordham	3	0										
LAST 10 GAMES																													
					51	H	Georgia Tech	0	3	9	H	Florida St.	0	3															
					65	H	Clemson	0	3	58	A	Duke	3	0															
					24	A	North Carolina	0	3	133	A	Wake Forest	3	1															
					40	A	North Carolina St.	0	3	47	H	Virginia Tech	0	3															
					16	H	Miami (FL)	2	3	137	H	Virginia	3	0															

Non-Div. I Games:

Boston College

Average RPI Win:	242	WON-LOST	WINNING	LAST 10	STRENGTH OF	OPP. STRENGTH	TEAM	ADJ	CONF.	ADJ CONF.	
Average RPI Loss:	80	RECORD	PCT. RANK	GAMES	SCHEDULE	OF SCHEDULE	RPI	RPI	RPI	RPI	
DIV. I ONLY	18- 9	.66667	67	4- 6	168	213	118	.52982	113	8	8
DIV. I NON-CONF.	13- 3	.8125	44	0- 0	242	303	115	.53494	113	9	9
<hr/>											
TOTALS	RPI 1-25	RPI 26-50		W-L RECORDS		RPI 51-100		RPI 101-150		RPI 150+	
18- 9	0- 1	0- 1		OVERALL		1- 4		1- 3		16- 0	
9- 4	0- 1	0- 0		HOME		1- 2		1- 1		7- 0	
4- 3	0- 0	0- 1		AWAY		0- 0		0- 2		4- 0	
5- 2	0- 0	0- 0		NEUTRAL		0- 2		0- 0		5- 0	
<hr/>											
13- 3	0- 0	0- 0		NON-CONFERENCE		0- 3		0- 0		13- 0	
5- 1	0- 0	0- 0		HOME		0- 1		0- 0		5- 0	
3- 0	0- 0	0- 0		AWAY		0- 0		0- 0		3- 0	
5- 2	0- 0	0- 0		NEUTRAL		0- 2		0- 0		5- 0	
<hr/>											
5- 6	0- 1	0- 1		CONFERENCE		1- 1		1- 3		3- 0	
4- 3	0- 1	0- 0		HOME		1- 1		1- 1		2- 0	
1- 3	0- 0	0- 1		AWAY		0- 0		0- 2		1- 0	
0- 0	0- 0	0- 0		NEUTRAL		0- 0		0- 0		0- 0	
<hr/>											
RPI S	Opponent	Score	RPI S	Opponent	Score	RPI S	Opponent	Score	RPI S	Opponent	Score
7	H Louisville	2 3	34	A Notre Dame	1 3	60	H Idaho St.	1 3	108	H Rutgers	2 3
						75	N Towson	0 3	118	H Connecticut	3 0
						89	N Maryland	0 3	127	A Pittsburgh	0 3
						90	H Cincinnati	1 3	131	A South Fla.	1 3
						100	H Seton Hall	3 1	154	A LIU Brooklyn	3 2
									179	H Siena	3 0
									199	H Villanova	3 2
									218	H Georgetown	3 0
									226	A DePaul	3 1
									250	N UMBC	3 1
									256	A Central Conn. St.	3 1
									257	N Brown	3 0
									271	H Iona	3 0
									279	N NJIT	3 0
									283	N Coppin St.	3 0
									303	A Morgan St.	3 0
									312	H Fairleigh Dickinson	3 0
									313	H Bryant	3 0
									315	N Holy Cross	3 0
									319	H St. Francis (NY)	3 0
<hr/>											
			LAST 10 GAMES								
			108	H Rutgers	2 3	7	H Louisville	2 3			
			100	H Seton Hall	3 1	34	A Notre Dame	1 3			
			131	A South Fla.	1 3	226	A DePaul	3 1			
			127	A Pittsburgh	0 3	118	H Connecticut	3 0			
			90	H Cincinnati	1 3	199	H Villanova	3 2			

Non-Div. I Games:

St. John's (NY)

Average RPI Win:		235	WON-LOST RECORD		WINNING PCT. RANK		LAST 10 GAMES		STRENGTH OF SCHEDULE		OPP. STRENGTH OF SCHEDULE		TEAM RPI		ADJ RPI		CONF. RPI		ADJ CONF. RPI				
DIV. I ONLY			18- 8		.69231 61		7- 3		200		174		112		.52961 114		14		14				
DIV. I NON-CONF.			8- 4		.66667 89		0- 0		229		182		135		.51196 133		18		18				
TOTALS		RPI 1-25		RPI 26-50		W-L RECORDS		RPI 51-100		RPI 101-150		RPI 150+											
18- 8		0- 2		0- 0		OVERALL		1- 4		1- 0		16- 2											
7- 1		0- 0		0- 0		HOME		1- 1		1- 0		5- 0											
5- 5		0- 1		0- 0		AWAY		0- 3		0- 0		5- 1											
6- 2		0- 1		0- 0		NEUTRAL		0- 0		0- 0		6- 1											
8- 4		0- 2		0- 0		NON-CONFERENCE		0- 1		0- 0		8- 1											
1- 0		0- 0		0- 0		HOME		0- 0		0- 0		1- 0											
1- 2		0- 1		0- 0		AWAY		0- 1		0- 0		1- 0											
6- 2		0- 1		0- 0		NEUTRAL		0- 0		0- 0		6- 1											
10- 4		0- 0		0- 0		CONFERENCE		1- 3		1- 0		8- 1											
6- 1		0- 0		0- 0		HOME		1- 1		1- 0		4- 0											
4- 3		0- 0		0- 0		AWAY		0- 2		0- 0		4- 1											
0- 0		0- 0		0- 0		NEUTRAL		0- 0		0- 0		0- 0											
RPI	S	Opponent		Score		RPI	S	Opponent		Score		RPI	S	Opponent		Score							
10	N	Kansas		0 3				70 H Central Ark.		2 3		128	H	Oral Roberts		3 1							
23	A	Arkansas		1 3				87 A Texas Tech		1 3		159	A	Stephen F. Austin		1 3							
								94 A Sam Houston St.		1 3		186	A	Nicholls St.		3 2							
								99 A A&M-Corpus Christi		1 3		186	H	Nicholls St.		3 0							
								99 H A&M-Corpus Christi		3 1		190	N	San Jose St.		0 3							
												211	A	Texas-Arlington		3 2							
												241	A	Lamar		3 2							
												241	H	Lamar		3 1							
												244	A	Southeastern La.		3 0							
												244	H	Southeastern La.		3 1							
												254	N	UT Martin		3 1							
												262	N	Tex.-Pan American		3 0							
												265	N	Robert Morris		3 0							
												270	N	Southern Miss.		3 1							
												270	N	Southern Miss.		3 0							
												276	A	McNeese St.		3 0							
												276	H	McNeese St.		3 0							
												281	N	Marist		3 1							
												304	H	Louisiana Tech		3 0							
LAST 10 GAMES																							
244 A Southeastern La.						3 0						244 H Southeastern La.						3 1					
186 A Nicholls St.						3 2						94 A Sam Houston St.						1 3					
276 H McNeese St.						3 0						99 A A&M-Corpus Christi						1 3					
241 H Lamar						3 1						128 H Oral Roberts						3 1					
186 H Nicholls St.						3 0						70 H Central Ark.						2 3					

Average RPI Win:		226	WON-LOST RECORD		WINNING PCT. RANK		LAST 10 GAMES		STRENGTH OF SCHEDULE		OPP. STRENGTH OF SCHEDULE		TEAM RPI		ADJ RPI		CONF. RPI		ADJ CONF. RPI									
Average RPI Loss:		82																										
DIV. I ONLY			14- 10		.58333 122		8- 2		126		145		119		.52784 115		21		21									
DIV. I NON-CONF.			3- 8		.27273 263		0- 0		113		37		207		.47124 190		24		24									
TOTALS		RPI 1-25		RPI 26-50		W-L RECORDS		RPI 51-100		RPI 101-150		RPI 150+																
14- 10		0- 2		0- 2		OVERALL		0- 3		2- 1		12- 2																
7- 3		0- 0		0- 0		HOME		0- 1		1- 1		6- 1																
6- 4		0- 1		0- 2		AWAY		0- 0		1- 0		5- 1																
1- 3		0- 1		0- 0		NEUTRAL		0- 2		0- 0		1- 0																
3- 8		0- 2		0- 2		NON-CONFERENCE		0- 3		0- 0		3- 1																
2- 2		0- 0		0- 0		HOME		0- 1		0- 0		2- 1																
0- 3		0- 1		0- 2		AWAY		0- 0		0- 0		0- 0																
1- 3		0- 1		0- 0		NEUTRAL		0- 2		0- 0		1- 0																
11- 2		0- 0		0- 0		CONFERENCE		0- 0		2- 1		9- 1																
5- 1		0- 0		0- 0		HOME		0- 0		1- 1		4- 0																
6- 1		0- 0		0- 0		AWAY		0- 0		1- 0		5- 1																
0- 0		0- 0		0- 0		NEUTRAL		0- 0		0- 0		0- 0																
RPI	S	Opponent		Score		RPI	S	Opponent		Score		RPI	S	Opponent		Score												
15	A	Kentucky		2	3	33	A	Western Ky.		0	3	54	H	Missouri		0	3	125	H	Fla. Gulf Coast	0	3						
24	N	North Carolina		0	3	48	A	Arizona		0	3	69	N	TCU		0	3	150	A	East Tenn. St.	3	1						
																		77	N	Long Beach St.		0	3	150	H	East Tenn. St.	3	0
																		160	A	Northern Ky.		3	2					
																		174	A	North Florida		1	3					
																		174	H	North Florida		3	2					
																		205	H	Houston		1	3					
																		208	H	Austin Peay		3	0					
																		213	A	Kennesaw St.		3	0					
																		236	A	Jacksonville		3	1					
																		236	H	Jacksonville		3	0					
																		243	A	Mercer		3	1					
																		264	A	USC Upstate		3	0					
																		264	H	USC Upstate		3	0					
																		271	N	Iona		3	0					
																		275	H	Appalachian St.		3	0					
316	H	Stetson		3	0																							
						LAST 10 GAMES																						
						264 H USC Upstate						3	0	125 H Fla. Gulf Coast						0	3							
						150 H East Tenn. St.						3	0	150 A East Tenn. St.						3	1							
						236 A Jacksonville						3	1	264 A USC Upstate						3	0							
						174 A North Florida						1	3	243 A Mercer						3	1							
						316 H Stetson						3	0	213 A Kennesaw St.						3	0							

Non-Div. I Games:

Lipscomb

Average RPI Win: 190		WON-LOST RECORD		WINNING PCT. RANK		LAST 10 GAMES		STRENGTH OF SCHEDULE		OPP. STRENGTH OF SCHEDULE		TEAM RPI		ADJ RPI		CONF. RPI		ADJ CONF. RPI	
Average RPI Loss: 85																			
DIV. I ONLY		16- 10		.61538 106		7- 3		153		102		113		.52759 116		22		22	
DIV. I NON-CONF.		7- 7		.5 157		0- 0		62		41		97		.55241 94		17		17	
TOTALS		RPI 1-25		RPI 26-50		W-L RECORDS		RPI 51-100		RPI 101-150		RPI 150+							
16- 10		0- 3		0- 0		OVERALL		2- 4		5- 1		9- 2							
9- 7		0- 3		0- 0		HOME		2- 3		2- 1		5- 0							
5- 3		0- 0		0- 0		AWAY		0- 1		2- 0		3- 2							
2- 0		0- 0		0- 0		NEUTRAL		0- 0		1- 0		1- 0							
7- 7		0- 3		0- 0		NON-CONFERENCE		2- 3		3- 1		2- 0							
4- 6		0- 3		0- 0		HOME		2- 2		1- 1		1- 0							
1- 1		0- 0		0- 0		AWAY		0- 1		1- 0		0- 0							
2- 0		0- 0		0- 0		NEUTRAL		0- 0		1- 0		1- 0							
9- 3		0- 0		0- 0		CONFERENCE		0- 1		2- 0		7- 2							
5- 1		0- 0		0- 0		HOME		0- 1		1- 0		4- 0							
4- 2		0- 0		0- 0		AWAY		0- 0		1- 0		3- 2							
0- 0		0- 0		0- 0		NEUTRAL		0- 0		0- 0		0- 0							
RPI S	Opponent	Score		RPI S	Opponent	Score		RPI S	Opponent	Score		RPI S	Opponent	Score					
14 H	Washington	0	3					56 H	Tulsa	2	3	106 A	UTSA	3	1				
17 H	BYU	0	3					74 H	Cal St. Northridge	0	3	126 H	Arkansas St.	1	3				
21 H	Purdue	2	3					76 H	LSU	0	3	140 N	North Dakota	3	1				
								87 H	Texas Tech	3	0	147 H	Houston Baptist	3	1				
								88 A	Ole Miss	0	3	149 A	UTEP	3	2				
								94 H	Sam Houston St.	3	0	149 H	UTEP	3	0				
												169 A	UAB	3	2				
												171 A	Marshall	0	3				
												173 H	Air Force	3	0				
												189 H	SMU	3	2				
												205 A	Houston	1	3				
												205 H	Houston	3	0				
												248 A	Memphis	3	0				
												285 A	Tulane	3	1				
												285 H	Tulane	3	0				
												290 N	Alabama A&M	3	0				
												318 H	East Carolina	3	1				
				LAST 10 GAMES															
				205 A Houston				1				3				285 H Tulane			
				149 A UTEP				3				2				149 H UTEP			
				285 A Tulane				3				1				56 H Tulsa			
				318 H East Carolina				3				1				189 H SMU			
				171 A Marshall				0				3				169 A UAB			

Non-Div. I Games:

Rice

Average RPI Win:		236	WON-LOST RECORD		WINNING PCT. RANK		LAST 10 GAMES		STRENGTH OF SCHEDULE		OPP. STRENGTH OF SCHEDULE		TEAM RPI		ADJ RPI		CONF. RPI		ADJ CONF. RPI				
Average RPI Loss:		70																					
DIV. I ONLY			16- 8		.66667 67		8- 2		191		178		123		.52704 117		20		20				
DIV. I NON-CONF.			7- 6		.53846 150		0- 0		213		127		167		.49142 162		21		21				
TOTALS		RPI 1-25		RPI 26-50		W-L RECORDS		RPI 51-100		RPI 101-150		RPI 150+											
16- 8		0- 2		0- 0		OVERALL		1- 4		0- 2		15- 0											
7- 1		0- 0		0- 0		HOME		1- 1		0- 0		6- 0											
6- 4		0- 2		0- 0		AWAY		0- 1		0- 1		6- 0											
3- 3		0- 0		0- 0		NEUTRAL		0- 2		0- 1		3- 0											
7- 6		0- 2		0- 0		NON-CONFERENCE		0- 2		0- 2		7- 0											
3- 0		0- 0		0- 0		HOME		0- 0		0- 0		3- 0											
1- 3		0- 2		0- 0		AWAY		0- 0		0- 1		1- 0											
3- 3		0- 0		0- 0		NEUTRAL		0- 2		0- 1		3- 0											
9- 2		0- 0		0- 0		CONFERENCE		1- 2		0- 0		8- 0											
4- 1		0- 0		0- 0		HOME		1- 1		0- 0		3- 0											
5- 1		0- 0		0- 0		AWAY		0- 1		0- 0		5- 0											
0- 0		0- 0		0- 0		NEUTRAL		0- 0		0- 0		0- 0											
RPI	S	Opponent		Score		RPI	S	Opponent		Score		RPI	S	Opponent		Score							
7	A	Louisville		1	3							58	N	Duke		1	3	108	N	Rutgers		2	3
16	A	Miami (FL)		1	3							82	H	Ga. Southern		2	3	111	A	Alabama		1	3
												86	A	Col. of Charleston		0	3	171	N	Marshall		3	0
												88	N	Ole Miss		1	3	178	N	South Ala.		3	1
												97	H	Furman		3	2	193	A	Wofford		3	2
																		196	A	UNC Greensboro		3	0
																		216	A	Elon		3	1
																		225	H	Davidson		3	1
																		243	N	Mercer		3	0
																		246	A	Georgia St.		3	0
																		252	A	Chattanooga		3	0
																		259	H	Western Caro.		3	0
																		275	H	Appalachian St.		3	0
																		286	H	Gardner-Webb		3	0
																		305	H	Tennessee Tech		3	0
																		307	A	Citadel		3	0
																		330	H	Alcorn		3	0
LAST 10 GAMES																							
						193	A	Wofford		3	2	216	A	Elon		3	1						
						225	H	Davidson		3	1	196	A	UNC Greensboro		3	0						
						82	H	Ga. Southern		2	3	97	H	Furman		3	2						
						307	A	Citadel		3	0	252	A	Chattanooga		3	0						
						86	A	Col. of Charleston		0	3	275	H	Appalachian St.		3	0						

Non-Div. I Games: North Ala. 3 0

Samford

Average RPI Win:		197	WON-LOST RECORD		WINNING PCT. RANK		LAST 10 GAMES		STRENGTH OF SCHEDULE		OPP. STRENGTH OF SCHEDULE		TEAM RPI		ADJ RPI		CONF. RPI		ADJ CONF. RPI	
DIV. I ONLY			16- 10		.61538 106		6- 4		155		124		120		.52501 118		8		8	
DIV. I NON-CONF.			9- 6		.6 122		0- 0		234		184		158		.49232 161		9		9	
TOTALS		RPI 1-25		RPI 26-50		W-L RECORDS		RPI 51-100		RPI 101-150		RPI 150+								
16- 10		0- 1		0- 2		OVERALL		2- 4		4- 2		10- 1								
7- 3		0- 1		0- 1		HOME		1- 1		1- 0		5- 0								
5- 5		0- 0		0- 1		AWAY		0- 3		2- 1		3- 0								
4- 2		0- 0		0- 0		NEUTRAL		1- 0		1- 1		2- 1								
9- 6		0- 0		0- 1		NON-CONFERENCE		1- 3		1- 1		7- 1								
3- 1		0- 0		0- 1		HOME		0- 0		0- 0		3- 0								
2- 3		0- 0		0- 0		AWAY		0- 3		0- 0		2- 0								
4- 2		0- 0		0- 0		NEUTRAL		1- 0		1- 1		2- 1								
7- 4		0- 1		0- 1		CONFERENCE		1- 1		3- 1		3- 0								
4- 2		0- 1		0- 0		HOME		1- 1		1- 0		2- 0								
3- 2		0- 0		0- 1		AWAY		0- 0		2- 1		1- 0								
0- 0		0- 0		0- 0		NEUTRAL		0- 0		0- 0		0- 0								
RPI	S	Opponent		Score		RPI	S	Opponent		Score		RPI	S	Opponent		Score				
7	H	Louisville		1 3		34	A	Notre Dame		0 3		57	A	Loyola Marymount		0 3				
						46	H	Michigan St.		0 3		83	N	UC Santa Barbara		3 0				
												90	H	Cincinnati		2 3				
												96	A	Missouri St.		0 3				
												98	A	Northeastern		0 3				
												100	H	Seton Hall		3 2				
														108 H Rutgers		3 0				
														112 N Boston College		3 0				
														113 A St. John's (NY)		0 3				
														127 A Pittsburgh		3 1				
														131 A South Fla.		3 2				
														134 N Northern Ill.		1 3				
														191 H Fairfield		3 0				
														199 H Villanova		3 1				
														218 H Georgetown		3 1				
														226 A DePaul		3 1				
														238 N Neb. Omaha		3 2				
														242 H Harvard		3 0				
														271 N Iona		1 3				
														274 A Sacred Heart		3 0				
														299 A Hartford		3 1				
														302 N New Orleans		3 0				
														306 H Dartmouth		3 0				
LAST 10 GAMES						LAST 10 GAMES						LAST 10 GAMES								
						100	H	Seton Hall		3 2		90	H	Cincinnati		2 3				
						108	H	Rutgers		3 0		226	A	DePaul		3 1				
						127	A	Pittsburgh		3 1		34	A	Notre Dame		0 3				
						131	A	South Fla.		3 2		113	A	St. John's (NY)		0 3				
						7	H	Louisville		1 3		218	H	Georgetown		3 1				

Average RPI Win:	158	WON-LOST RECORD	WINNING PCT. RANK	LAST 10 GAMES	STRENGTH OF SCHEDULE	OPP. STRENGTH OF SCHEDULE	TEAM RPI	ADJ RPI	CONF. RPI	ADJ CONF. RPI																					
Average RPI Loss:	120																														
DIV. I ONLY	14- 11	.56	137	5- 5	115	100	117	.52294	119	12	12																				
DIV. I NON-CONF.	7- 5	.58333	131	0- 1	152	61	120	.53037	118	15	13																				
<hr/>																															
TOTALS	RPI 1-25	RPI 26-50		W-L RECORDS	RPI 51-100		RPI 101-150		RPI 150+																						
14- 11	0- 1	0- 1		OVERALL	3- 1		4- 5		7- 3																						
7- 4	0- 0	0- 0		HOME	1- 0		4- 1		2- 3																						
5- 5	0- 1	0- 0		AWAY	2- 1		0- 3		3- 0																						
2- 2	0- 0	0- 1		NEUTRAL	0- 0		0- 1		2- 0																						
<hr/>																															
7- 5	0- 1	0- 1		NON-CONFERENCE	1- 1		2- 2		4- 0																						
4- 0	0- 0	0- 0		HOME	0- 0		2- 0		2- 0																						
1- 3	0- 1	0- 0		AWAY	1- 1		0- 1		0- 0																						
2- 2	0- 0	0- 1		NEUTRAL	0- 0		0- 1		2- 0																						
<hr/>																															
7- 6	0- 0	0- 0		CONFERENCE	2- 0		2- 3		3- 3																						
3- 4	0- 0	0- 0		HOME	1- 0		2- 1		0- 3																						
4- 2	0- 0	0- 0		AWAY	1- 0		0- 2		3- 0																						
0- 0	0- 0	0- 0		NEUTRAL	0- 0		0- 0		0- 0																						
<hr/>																															
RPI S	Opponent	Score		RPI S	Opponent	Score		RPI S	Opponent	Score																					
12 A	Kansas St.	0	3	43 N	Oregon St.	0	3	61 A	IPFW	3	1																				
								101 H	Eastern Mich.	3	2																				
								61 H	IPFW	3	2	110 H	Iowa	3	2																
								64 A	Bowling Green	2	3	123 N	UC Irvine	0	3																
								93 A	Cleveland St.	3	2	129 A	South Dakota St.	1	3																
												129 H	South Dakota St.	2	3																
												130 H	IUPUI	3	0																
												135 A	Central Mich.	1	3																
												136 A	UMKC	2	3																
												136 H	UMKC	3	0																
												165 A	North Dakota St.	3	1																
								165 H	North Dakota St.	1	3																				
								170 A	South Dakota	3	1	170 H	South Dakota	1	3																
								210 H	Toledo	3	0	219 H	Western Ill.	2	3																
								234 N	Buffalo	3	0	238 A	Neb. Omaha	3	1																
								249 N	Eastern Ky.	3	0	260 H	Eastern Ill.	3	0																

Non-Div. I Games:

Oakland

Average RPI Win: 207		WON-LOST RECORD		WINNING PCT. RANK		LAST 10 GAMES		STRENGTH OF SCHEDULE		OPP. STRENGTH OF SCHEDULE		TEAM RPI		ADJ RPI		CONF. RPI		ADJ CONF. RPI	
DIV. I ONLY		20- 10		.66667 67		5- 5		163		192		109		.52197 120		15		16	
DIV. I NON-CONF.		14- 5		.73684 64		0- 0		156		220		96		.54794 99		14		14	
TOTALS		RPI 1-25		RPI 26-50		W-L RECORDS		RPI 51-100		RPI 101-150		RPI 150+							
20- 10		0- 0		0- 1		OVERALL		1- 2		5- 3		14- 4							
12- 4		0- 0		0- 1		HOME		1- 1		3- 1		8- 1							
4- 5		0- 0		0- 0		AWAY		0- 1		1- 2		3- 2							
4- 1		0- 0		0- 0		NEUTRAL		0- 0		1- 0		3- 1							
14- 5		0- 0		0- 0		NON-CONFERENCE		1- 2		4- 2		9- 1							
8- 2		0- 0		0- 0		HOME		1- 1		3- 1		4- 0							
2- 2		0- 0		0- 0		AWAY		0- 1		0- 1		2- 0							
4- 1		0- 0		0- 0		NEUTRAL		0- 0		1- 0		3- 1							
6- 5		0- 0		0- 1		CONFERENCE		0- 0		1- 1		5- 3							
4- 2		0- 0		0- 1		HOME		0- 0		0- 0		4- 1							
2- 3		0- 0		0- 0		AWAY		0- 0		1- 1		1- 2							
0- 0		0- 0		0- 0		NEUTRAL		0- 0		0- 0		0- 0							
RPI S	Opponent	Score		RPI S	Opponent	Score		RPI S	Opponent	Score		RPI S	Opponent	Score					
				33 H	Western Ky.	0	3	62 H	Baylor	3	0	101 H	Eastern Mich.	2	3				
								87 A	Texas Tech	1	3	121 N	Ball St.	3	0				
								99 H	A&M-Corpus Christi	0	3	126 A	Arkansas St.	3	0				
												128 H	Oral Roberts	3	0				
												130 A	IUPUI	1	3				
												136 H	UMKC	3	0				
												138 A	Troy	0	3				
												147 H	Houston Baptist	3	0				
												161 N	UMES	2	3				
												164 A	UALR	2	3				
												175 H	Middle Tenn.	3	0				
												178 A	South Ala.	1	3				
												194 A	La.-Lafayette	3	2				
												194 H	La.-Lafayette	3	2				
												195 H	FIU	0	3				
												198 H	Hofstra	3	0				
												211 A	Texas-Arlington	3	2				
												241 H	Lamar	3	0				
												246 N	Georgia St.	3	0				
												253 H	La.-Monroe	3	0				
												254 N	UT Martin	3	1				
												273 N	Jackson St.	3	0				
												282 H	Fla. Atlantic	3	1				
												293 H	Prairie View	3	0				
												293 H	Prairie View	3	0				
												314 A	Alabama St.	3	0				
LAST 10 GAMES																			
				194 A	La.-Lafayette	3	2	175 H	Middle Tenn.	3	0	282 H	Fla. Atlantic	3	1				
				282 H	Fla. Atlantic	3	1	33 H	Western Ky.	0	3	293 H	Prairie View	3	0				
				195 H	FIU	0	3	164 A	UALR	2	3	293 H	Prairie View	3	0				
				178 A	South Ala.	1	3	126 A	Arkansas St.	3	0	314 A	Alabama St.	3	0				
				138 A	Troy	0	3	253 H	La.-Monroe	3	0								

Non-Div. I Games:

North Texas

Average RPI Win: 184		WON-LOST	WINNING	LAST 10	STRENGTH OF		OPP. STRENGTH	TEAM	ADJ	CONF.	ADJ CONF.
Average RPI Loss: 97		RECORD	PCT. RANK	GAMES	SCHEDULE		OF SCHEDULE	RPI	RPI	RPI	RPI
DIV. I ONLY		13- 12	.52	159	102		132	126	.5214	121	11
DIV. I NON-CONF.		7- 6	.53846	150	57		149	94	.55463	93	11
TOTALS		RPI 1-25	RPI 26-50		W-L RECORDS		RPI 51-100		RPI 101-150		RPI 150+
13- 12	0- 0	0- 2		OVERALL		1- 5		4- 4		8- 1	
8- 4	0- 0	0- 1		HOME		0- 1		3- 2		5- 0	
4- 5	0- 0	0- 0		AWAY		1- 3		1- 1		2- 1	
1- 3	0- 0	0- 1		NEUTRAL		0- 1		0- 1		1- 0	
7- 6	0- 0	0- 1		NON-CONFERENCE		0- 4		4- 1		3- 0	
5- 1	0- 0	0- 0		HOME		0- 1		3- 0		2- 0	
1- 2	0- 0	0- 0		AWAY		0- 2		1- 0		0- 0	
1- 3	0- 0	0- 1		NEUTRAL		0- 1		0- 1		1- 0	
6- 6	0- 0	0- 1		CONFERENCE		1- 1		0- 3		5- 1	
3- 3	0- 0	0- 1		HOME		0- 0		0- 2		3- 0	
3- 3	0- 0	0- 0		AWAY		1- 1		0- 1		2- 1	
0- 0	0- 0	0- 0		NEUTRAL		0- 0		0- 0		0- 0	
RPI S	Opponent	Score	RPI S	Opponent	Score	RPI S	Opponent	Score	RPI S	Opponent	Score
			32 N	Creighton	0 3	56 N	Tulsa	1 3	101 H	Eastern Mich.	1 3
			49 H	Ohio	0 3	61 A	IPFW	1 3	102 H	Illinois St.	3 1
						64 A	Bowling Green	3 1	104 H	Wyoming	3 1
						67 H	VCU	1 3	120 N	North Texas	0 3
						80 A	Western Mich.	1 3	127 H	Pittsburgh	3 0
						95 A	Northern Colo.	1 3	130 A	IUPUI	3 0
									134 A	Northern Ill.	1 3
									135 H	Central Mich.	2 3
									163 H	Akron	3 1
									210 A	Toledo	3 2
									210 H	Toledo	3 0
									220 H	Kent St.	3 0
									229 A	Miami (OH)	2 3
									234 A	Buffalo	3 2
									246 N	Georgia St.	3 0
									286 H	Gardner-Webb	3 0
									298 H	Wright St.	3 0
			LAST 10 GAMES								
			234 A	Buffalo	3 2	220 H	Kent St.	3 0			
			210 A	Toledo	3 2	101 H	Eastern Mich.	1 3			
			229 A	Miami (OH)	2 3	135 H	Central Mich.	2 3			
			64 A	Bowling Green	3 1	80 A	Western Mich.	1 3			
			49 H	Ohio	0 3	134 A	Northern Ill.	1 3			

Non-Div. I Games:

Ball St.

Average RPI Win:		177	WON-LOST RECORD		WINNING PCT. RANK		LAST 10 GAMES		STRENGTH OF SCHEDULE		OPP. STRENGTH OF SCHEDULE		TEAM RPI		ADJ RPI		CONF. RPI		ADJ CONF. RPI				
Average RPI Loss:		92																					
DIV. I ONLY			11- 12		.47826 187		8- 2		83		115		127		.52101 122		17		17				
DIV. I NON-CONF.			2- 8		.2 285		0- 0		61		35		192		.47741 181		16		16				
TOTALS		RPI 1-25		RPI 26-50		W-L RECORDS		RPI 51-100		RPI 101-150		RPI 150+											
11- 12		0- 2		0- 1		OVERALL		0- 4		5- 3		6- 2											
6- 3		0- 0		0- 0		HOME		0- 1		3- 2		3- 0											
5- 6		0- 1		0- 0		AWAY		0- 2		2- 1		3- 2											
0- 3		0- 1		0- 1		NEUTRAL		0- 1		0- 0		0- 0											
2- 8		0- 2		0- 1		NON-CONFERENCE		0- 4		1- 0		1- 1											
2- 1		0- 0		0- 0		HOME		0- 1		1- 0		1- 0											
0- 4		0- 1		0- 0		AWAY		0- 2		0- 0		0- 1											
0- 3		0- 1		0- 1		NEUTRAL		0- 1		0- 0		0- 0											
9- 4		0- 0		0- 0		CONFERENCE		0- 0		4- 3		5- 1											
4- 2		0- 0		0- 0		HOME		0- 0		2- 2		2- 0											
5- 2		0- 0		0- 0		AWAY		0- 0		2- 1		3- 1											
0- 0		0- 0		0- 0		NEUTRAL		0- 0		0- 0		0- 0											
RPI	S	Opponent		Score		RPI	S	Opponent		Score		RPI	S	Opponent		Score							
5	N	UCLA		0	3	50	N	San Diego St.		2	3	71	H	Pacific		2	3	103	H	New Mexico St.	2	3	
18	A	Hawaii		0	3							74	A	Cal St. Northridge		1	3	105	A	Utah St.	3	0	
												83	A	UC Santa Barbara		2	3	105	H	Utah St.	2	3	
												98	N	Northeastern		1	3	106	A	UTSA	1	3	
																		106	H	UTSA	3	1	
																		124	H	Washington St.	3	2	
																		146	A	Texas St.	3	0	
																		146	H	Texas St.	3	2	
																		153	H	Denver	3	0	
																		190	A	San Jose St.	0	3	
																		190	H	San Jose St.	3	1	
																		206	A	Cal Poly	2	3	
																		211	A	Texas-Arlington	3	1	
																		223	H	Montana	3	1	
																		237	A	Seattle	3	2	
																		304	A	Louisiana Tech	3	0	

Average RPI Win:		166	WON-LOST RECORD		WINNING PCT. RANK		LAST 10 GAMES		STRENGTH OF SCHEDULE		OPP. STRENGTH OF SCHEDULE		TEAM RPI		ADJ RPI		CONF. RPI		ADJ CONF. RPI								
DIV. I ONLY			10- 15		.4 220		3- 7		61		73		131		.52085 123		9		9								
DIV. I NON-CONF.			5- 9		.35714 240		0- 1		60		56		137		.513 132		7		7								
TOTALS		RPI 1-25		RPI 26-50		W-L RECORDS		RPI 51-100		RPI 101-150		RPI 150+															
10- 15		0- 4		0- 4		OVERALL		3- 3		1- 2		6- 2															
4- 7		0- 2		0- 2		HOME		2- 2		0- 1		2- 0															
2- 6		0- 2		0- 1		AWAY		1- 1		0- 1		1- 1															
4- 2		0- 0		0- 1		NEUTRAL		0- 0		1- 0		3- 1															
5- 9		0- 2		0- 4		NON-CONFERENCE		0- 1		1- 0		4- 2															
1- 3		0- 1		0- 2		HOME		0- 0		0- 0		1- 0															
0- 4		0- 1		0- 1		AWAY		0- 1		0- 0		0- 1															
4- 2		0- 0		0- 1		NEUTRAL		0- 0		1- 0		3- 1															
5- 6		0- 2		0- 0		CONFERENCE		3- 2		0- 2		2- 0															
3- 4		0- 1		0- 0		HOME		2- 2		0- 1		1- 0															
2- 2		0- 1		0- 0		AWAY		1- 0		0- 1		1- 0															
0- 0		0- 0		0- 0		NEUTRAL		0- 0		0- 0		0- 0															
RPI	S	Opponent		Score		RPI	S	Opponent		Score		RPI	S	Opponent		Score											
3	H	Nebraska		0	3	43	N	Oregon St.		1	3	57	A	Loyola Marymount		0	3	119	N	Oakland		3	0				
12	A	Kansas St.		0	3	44	H	Arizona St.		2	3	71	H	Pacific		0	3	132	H	UC Davis		0	3				
18	A	Hawaii		0	3	48	A	Arizona		0	3	74	A	Cal St. Northridge		3	1	143	A	Cal St. Fullerton		2	3				
18	H	Hawaii		2	3	50	H	San Diego St.		0	3	74	H	Cal St. Northridge		3	0	168	A	Boise St.		1	3				
												77	H	Long Beach St.		0	3	168	N	Boise St.		0	3				
												83	H	UC Santa Barbara		3	1	190	N	San Jose St.		3	1				
																		197	N	American		3	1				
																		206	H	Cal Poly		3	0				
																		217	H	Colgate		3	1				
																		233	N	Southern Utah		3	0				
																		263	A	UC Riverside		3	0				
						LAST 10 GAMES																					
						18 H Hawaii						2	3	143 A Cal St. Fullerton						2	3						
						74 H Cal St. Northridge						3	0	132 H UC Davis						0	3						
						77 H Long Beach St.						0	3	71 H Pacific						0	3						
						50 H San Diego St.						0	3	74 A Cal St. Northridge						3	1						
						263 A UC Riverside						3	0	18 A Hawaii						0	3						

Non-Div. I Games:

UC Irvine

Average RPI Win: 223		WON-LOST RECORD		WINNING PCT. RANK		LAST 10 GAMES		STRENGTH OF SCHEDULE		OPP. STRENGTH OF SCHEDULE		TEAM RPI		ADJ RPI		CONF. RPI		ADJ CONF. RPI	
DIV. I ONLY		10- 14		.41667 212		0- 10		81		48		134		.51962 124		1		1	
DIV. I NON-CONF.		10- 2		.83333 34		0- 0		298		200		121		.52744 120		2		2	
TOTALS		RPI 1-25		RPI 26-50		W-L RECORDS		RPI 51-100		RPI 101-150		RPI 150+							
10- 14		0- 7		0- 3		OVERALL		0- 3		1- 1		9- 0							
3- 4		0- 3		0- 1		HOME		0- 0		0- 0		3- 0							
2- 9		0- 4		0- 2		AWAY		0- 2		0- 1		2- 0							
5- 1		0- 0		0- 0		NEUTRAL		0- 1		1- 0		4- 0							
10- 2		0- 0		0- 0		NON-CONFERENCE		0- 1		1- 1		9- 0							
3- 0		0- 0		0- 0		HOME		0- 0		0- 0		3- 0							
2- 1		0- 0		0- 0		AWAY		0- 0		0- 1		2- 0							
5- 1		0- 0		0- 0		NEUTRAL		0- 1		1- 0		4- 0							
0- 12		0- 7		0- 3		CONFERENCE		0- 2		0- 0		0- 0							
0- 4		0- 3		0- 1		HOME		0- 0		0- 0		0- 0							
0- 8		0- 4		0- 2		AWAY		0- 2		0- 0		0- 0							
0- 0		0- 0		0- 0		NEUTRAL		0- 0		0- 0		0- 0							
RPI	S	Opponent		Score		RPI	S	Opponent		Score		RPI	S	Opponent		Score			
1	H	Stanford		2 3		41	H	California		0 3		66	A	Utah		1 3			
5	A	UCLA		0 3		43	A	Oregon St.		1 3		71	N	Pacific		0 3			
5	H	UCLA		0 3		44	A	Arizona St.		1 3		72	A	Colorado		0 3			
6	A	Oregon		0 3															
13	A	Southern California		0 3															
13	H	Southern California		0 3															
14	A	Washington		1 3															

Non-Div. I Games:

Washington St.

Average RPI Win: 224		WON-LOST	WINNING		LAST 10	STRENGTH OF		OPP. STRENGTH	TEAM	ADJ		CONF.	ADJ CONF.		
Average RPI Loss: 135		RECORD	PCT. RANK		GAMES	SCHEDULE		OF SCHEDULE	RPI	RPI		RPI	RPI		
DIV. I ONLY		18- 7	.72	47	10- 0	232		215	122	.51927	125	21	21		
DIV. I NON-CONF.		5- 7	.41667	205	1- 0	261		168	240	.43416	238	24	24		
TOTALS		RPI 1-25	RPI 26-50		W-L RECORDS		RPI 51-100		RPI 101-150		RPI 150+				
18- 7		0- 1	0- 0		OVERALL		0- 0		3- 4		15- 2				
7- 0		0- 0	0- 0		HOME		0- 0		1- 0		6- 0				
7- 4		0- 1	0- 0		AWAY		0- 0		1- 2		6- 1				
4- 3		0- 0	0- 0		NEUTRAL		0- 0		1- 2		3- 1				
5- 7		0- 1	0- 0		NON-CONFERENCE		0- 0		1- 4		4- 2				
1- 0		0- 0	0- 0		HOME		0- 0		0- 0		1- 0				
0- 4		0- 1	0- 0		AWAY		0- 0		0- 2		0- 1				
4- 3		0- 0	0- 0		NEUTRAL		0- 0		1- 2		3- 1				
13- 0		0- 0	0- 0		CONFERENCE		0- 0		2- 0		11- 0				
6- 0		0- 0	0- 0		HOME		0- 0		1- 0		5- 0				
7- 0		0- 0	0- 0		AWAY		0- 0		1- 0		6- 0				
0- 0		0- 0	0- 0		NEUTRAL		0- 0		0- 0		0- 0				
RPI S	Opponent	Score		RPI S	Opponent	Score		RPI S	Opponent	Score		RPI S	Opponent	Score	
11 A	Florida	0 3										102 N	Illinois St.	0 3	
												104 A	Wyoming	0 3	
												115 A	Lipscomb	3 0	
												131 A	South Fla.	1 3	
												136 N	UMKC	0 3	
												148 N	George Washington	3 0	
												150 H	East Tenn. St.	3 0	
												160 A	Northern Ky.	3 1	
												174 A	North Florida	3 1	
												174 H	North Florida	3 0	
												195 N	FIU	3 2	
												210 A	Toledo	1 3	
												213 A	Kennesaw St.	3 0	
												213 H	Kennesaw St.	3 1	
												222 N	Florida A&M	3 1	
												236 A	Jacksonville	3 0	
												243 A	Mercer	3 2	
												243 H	Mercer	3 2	
												248 N	Memphis	0 3	
												264 H	USC Upstate	3 0	
												316 A	Stetson	3 0	
												316 H	Stetson	3 1	
												321 H	Bethune-Cookman	3 1	
												321 N	Bethune-Cookman	3 0	

Average RPI Win: 200		WON-LOST	WINNING	LAST 10	STRENGTH OF		OPP. STRENGTH	TEAM	ADJ	CONF.	ADJ CONF.
Average RPI Loss: 100		RECORD	PCT. RANK	GAMES	SCHEDULE		OF SCHEDULE	RPI	RPI	RPI	RPI
DIV. I ONLY		16- 11	.59259	114	6- 4		137	133	121	.51854	126
DIV. I NON-CONF.		10- 6	.625	112	1- 0		117	114	102	.54464	102
TOTALS		RPI 1-25	RPI 26-50		W-L RECORDS		RPI 51-100		RPI 101-150		RPI 150+
16- 11	0- 2	1- 1		OVERALL		1- 3		2- 1		12- 4	
4- 2	0- 0	0- 0		HOME		0- 0		1- 1		3- 1	
7- 4	0- 1	0- 1		AWAY		0- 0		1- 0		6- 2	
5- 5	0- 1	1- 0		NEUTRAL		1- 3		0- 0		3- 1	
10- 6	0- 2	1- 0		NON-CONFERENCE		1- 3		1- 0		7- 1	
1- 0	0- 0	0- 0		HOME		0- 0		0- 0		1- 0	
4- 1	0- 1	0- 0		AWAY		0- 0		1- 0		3- 0	
5- 5	0- 1	1- 0		NEUTRAL		1- 3		0- 0		3- 1	
6- 5	0- 0	0- 1		CONFERENCE		0- 0		1- 1		5- 3	
3- 2	0- 0	0- 0		HOME		0- 0		1- 1		2- 1	
3- 3	0- 0	0- 1		AWAY		0- 0		0- 0		3- 2	
0- 0	0- 0	0- 0		NEUTRAL		0- 0		0- 0		0- 0	
RPI S	Opponent	Score		RPI S	Opponent	Score		RPI S	Opponent	Score	
10 A	Kansas	1	3	33 A	Western Ky.	0	3	56 N	Tulsa	0	3
17 N	BYU	0	3	45 N	UNI	3	1	62 N	Baylor	1	3
								77 N	Long Beach St.	1	3
								94 N	Sam Houston St.	3	1
								116 A	Rice	3	1
								120 H	North Texas	0	3
								138 H	Troy	3	1
								164 A	UALR	3	0
								164 H	UALR	2	3
								173 N	Air Force	1	3
								175 A	Middle Tenn.	3	1
								178 H	South Ala.	3	0
								181 A	Southeast Mo. St.	3	2
								194 A	La.-Lafayette	1	3
								195 A	FIU	0	3
								232 A	Bradley	3	1
								238 N	Neb. Omaha	3	1
								248 H	Memphis	3	0
								253 H	La.-Monroe	3	0
								261 N	Hampton	3	0
								276 A	McNeese St.	3	0
								282 A	Fla. Atlantic	3	1
								321 N	Bethune-Cookman	3	0
LAST 10 GAMES											
				164 H	UALR	2	3	178 H	South Ala.	3	0
				175 A	Middle Tenn.	3	1	138 H	Troy	3	1
				33 A	Western Ky.	0	3	181 A	Southeast Mo. St.	3	2
				164 A	UALR	3	0	253 H	La.-Monroe	3	0
				194 A	La.-Lafayette	1	3	120 H	North Texas	0	3

Non-Div. I Games:

Arkansas St.

Average RPI Win:		193	WON-LOST RECORD		WINNING PCT. RANK		LAST 10 GAMES		STRENGTH OF SCHEDULE		OPP. STRENGTH OF SCHEDULE		TEAM RPI		ADJ RPI		CONF. RPI		ADJ CONF. RPI				
DIV. I ONLY			14- 12		.53846 151		4- 6		130		95		132		.51798 127		8		8				
DIV. I NON-CONF.			9- 5		.64286 99		0- 0		214		107		128		.51959 126		9		9				
<hr/>																							
TOTALS		RPI 1-25		RPI 26-50				W-L RECORDS				RPI 51-100				RPI 101-150				RPI 150+			
14- 12		0- 2		0- 3				OVERALL				2- 2				3- 4				9- 1			
5- 4		0- 1		0- 0				HOME				0- 1				1- 1				4- 1			
5- 6		0- 1		0- 2				AWAY				1- 1				1- 2				3- 0			
4- 2		0- 0		0- 1				NEUTRAL				1- 0				1- 1				2- 0			
<hr/>																							
9- 5		0- 1		0- 1				NON-CONFERENCE				2- 0				1- 3				6- 0			
3- 0		0- 0		0- 0				HOME				0- 0				0- 0				3- 0			
2- 3		0- 1		0- 0				AWAY				1- 0				0- 2				1- 0			
4- 2		0- 0		0- 1				NEUTRAL				1- 0				1- 1				2- 0			
<hr/>																							
5- 7		0- 1		0- 2				CONFERENCE				0- 2				2- 1				3- 1			
2- 4		0- 1		0- 0				HOME				0- 1				1- 1				1- 1			
3- 3		0- 0		0- 2				AWAY				0- 1				1- 0				2- 0			
0- 0		0- 0		0- 0				NEUTRAL				0- 0				0- 0				0- 0			
<hr/>																							
RPI	S	Opponent		Score		RPI	S	Opponent		Score		RPI	S	Opponent		Score		RPI	S	Opponent		Score	
7	H	Louisville		0	3	34	A	Notre Dame		1	3	90	H	Cincinnati		0	3	104	N	Wyoming		0	3
21	A	Purdue		0	3	36	A	Marquette		1	3	93	A	Cleveland St.		3	0	108	A	Rutgers		3	2
						45	N	UNI		0	3	94	N	Sam Houston St.		3	1	109	A	Duquesne		0	3
												100	A	Seton Hall		1	3	113	H	St. John's (NY)		3	0
																		118	H	Connecticut		1	3
																		121	A	Ball St.		0	3
																		148	N	George Washington		3	1
																		162	H	Butler		3	0
																		177	N	Mississippi St.		3	1
																		199	H	Villanova		1	3
																		209	A	Syracuse		3	0
																		218	H	Georgetown		3	1
																		226	A	DePaul		3	2
																		247	H	Coastal Caro.		3	0
																		285	A	Tulane		3	1
																		298	N	Wright St.		3	0
																		320	H	Howard		3	0
<hr/>																							
LAST 10 GAMES																							
						226	A	DePaul		3	2	218	H	Georgetown		3	1						
						34	A	Notre Dame		1	3	209	A	Syracuse		3	0						
						118	H	Connecticut		1	3	36	A	Marquette		1	3						
						113	H	St. John's (NY)		3	0	7	H	Louisville		0	3						
						199	H	Villanova		1	3	90	H	Cincinnati		0	3						

Non-Div. I Games:

Pittsburgh

Average RPI Win:	191	WON-LOST RECORD	WINNING PCT. RANK	LAST 10 GAMES	STRENGTH OF SCHEDULE	OPP. STRENGTH OF SCHEDULE	TEAM RPI	ADJ RPI	CONF. RPI	ADJ CONF. RPI	
DIV. I ONLY		12- 13	.48 181	6- 4	75	161	124	.5172 128	14	14	
DIV. I NON-CONF.		4- 7	.36364 235	0- 0	77	126	162	.48766 166	18	18	
<hr/>											
TOTALS	RPI 1-25	RPI 26-50		W-L RECORDS	RPI 51-100		RPI 101-150		RPI 150+		
12- 13	0- 0	0- 1		OVERALL	2- 6		0- 3		10- 3		
6- 2	0- 0	0- 0		HOME	2- 2		0- 0		4- 0		
2- 8	0- 0	0- 0		AWAY	0- 4		0- 2		2- 2		
4- 3	0- 0	0- 1		NEUTRAL	0- 0		0- 1		4- 1		
<hr/>											
4- 7	0- 0	0- 1		NON-CONFERENCE	0- 2		0- 2		4- 2		
0- 1	0- 0	0- 0		HOME	0- 1		0- 0		0- 0		
0- 3	0- 0	0- 0		AWAY	0- 1		0- 1		0- 1		
4- 3	0- 0	0- 1		NEUTRAL	0- 0		0- 1		4- 1		
<hr/>											
8- 6	0- 0	0- 0		CONFERENCE	2- 4		0- 1		6- 1		
6- 1	0- 0	0- 0		HOME	2- 1		0- 0		4- 0		
2- 5	0- 0	0- 0		AWAY	0- 3		0- 1		2- 1		
0- 0	0- 0	0- 0		NEUTRAL	0- 0		0- 0		0- 0		
<hr/>											
RPI S	Opponent	Score	RPI S	Opponent	Score	RPI S	Opponent	Score	RPI S	Opponent	Score
			30 N	Dayton	0 3	56 H	Tulsa	2 3	101 N	Eastern Mich.	2 3
						70 A	Central Ark.	2 3	114 A	Northwestern St.	1 3
						70 H	Central Ark.	3 2	120 A	North Texas	0 3
						94 A	Sam Houston St.	0 3	159 A	Stephen F. Austin	0 3
						94 H	Sam Houston St.	2 3	164 N	UALR	3 2
						96 A	Missouri St.	2 3	185 N	Canisius	3 0
						99 A	A&M-Corpus Christi	0 3	186 A	Nicholls St.	3 1
						99 H	A&M-Corpus Christi	3 0	186 H	Nicholls St.	3 0
									190 N	San Jose St.	3 1
									198 N	Hofstra	1 3
									208 N	Austin Peay	3 0
									234 A	Buffalo	2 3
									241 H	Lamar	3 0
									244 A	Southeastern La.	3 1
									244 H	Southeastern La.	3 1
									276 H	McNeese St.	3 0
<hr/>											
LAST 10 GAMES											
			99 H	A&M-Corpus Christi	3 0	70 A	Central Ark.	2 3			
			94 H	Sam Houston St.	2 3	276 H	McNeese St.	3 0			
			70 H	Central Ark.	3 2	241 H	Lamar	3 0			
			186 A	Nicholls St.	3 1	114 A	Northwestern St.	1 3			
			244 A	Southeastern La.	3 1	159 A	Stephen F. Austin	0 3			

Non-Div. I Games:

Oral Roberts

Average RPI Win:	190	WON-LOST	WINNING	LAST 10	STRENGTH OF	OPP. STRENGTH	TEAM	ADJ	CONF.	ADJ CONF.		
Average RPI Loss:	128	RECORD	PCT. RANK	GAMES	SCHEDULE	OF SCHEDULE	RPI	RPI	RPI	RPI		
DIV. I ONLY		16- 9	.64	92	5- 5	178	167	125	.5168	129	12	12
DIV. I NON-CONF.		8- 4	.66667	89	0- 1	270	177	151	.49687	152	15	13
<hr/>												
TOTALS	RPI 1-25	RPI 26-50		W-L RECORDS		RPI 51-100		RPI 101-150		RPI 150+		
16- 9	0- 0	0- 1		OVERALL		1- 1		4- 5		11- 2		
7- 4	0- 0	0- 0		HOME		1- 0		2- 2		4- 2		
5- 4	0- 0	0- 1		AWAY		0- 1		2- 2		3- 0		
4- 1	0- 0	0- 0		NEUTRAL		0- 0		0- 1		4- 0		
<hr/>												
8- 4	0- 0	0- 1		NON-CONFERENCE		0- 0		2- 2		6- 1		
2- 1	0- 0	0- 0		HOME		0- 0		1- 0		1- 1		
2- 2	0- 0	0- 1		AWAY		0- 0		1- 1		1- 0		
4- 1	0- 0	0- 0		NEUTRAL		0- 0		0- 1		4- 0		
<hr/>												
8- 5	0- 0	0- 0		CONFERENCE		1- 1		2- 3		5- 1		
5- 3	0- 0	0- 0		HOME		1- 0		1- 2		3- 1		
3- 2	0- 0	0- 0		AWAY		0- 1		1- 1		2- 0		
0- 0	0- 0	0- 0		NEUTRAL		0- 0		0- 0		0- 0		
<hr/>												
RPI S	Opponent	Score	RPI S	Opponent	Score	RPI S	Opponent	Score	RPI S	Opponent	Score	
			45 A	UNI	1 3	61 A	IPFW	0 3	110 A	Iowa	1 3	
						61 H	IPFW	3 2	119 A	Oakland	3 2	
									119 H	Oakland	3 1	
									130 A	IUPUI	0 3	
									130 H	IUPUI	2 3	
									136 H	UMKC	1 3	
									139 A	Valparaiso	3 1	
									139 N	Valparaiso	2 3	
									140 H	North Dakota	3 0	
									157 A	Gonzaga	3 2	
									165 H	North Dakota St.	3 1	
									170 H	South Dakota	2 3	
									172 H	Green Bay	3 2	
									181 N	Southeast Mo. St.	3 0	
									219 A	Western Ill.	3 1	
									219 H	Western Ill.	3 1	
									232 H	Bradley	2 3	
									238 A	Neb. Omaha	3 0	
									238 H	Neb. Omaha	3 1	
									263 N	UC Riverside	3 1	
									297 N	Eastern Wash.	3 1	
									317 N	Chicago St.	3 0	
<hr/>												
			LAST 10 GAMES									
			61 H	IPFW	3 2	45 A	UNI	1 3				
			119 H	Oakland	3 1	170 H	South Dakota	2 3				
			130 A	IUPUI	0 3	136 H	UMKC	1 3				
			219 A	Western Ill.	3 1	119 A	Oakland	3 2				
			238 H	Neb. Omaha	3 1	61 A	IPFW	0 3				

Non-Div. I Games:

South Dakota St.

Average RPI Win:	173	WON-LOST RECORD	WINNING PCT. RANK	LAST 10 GAMES	STRENGTH OF SCHEDULE	OPP. STRENGTH OF SCHEDULE	TEAM RPI	ADJ RPI	CONF. RPI	ADJ CONF. RPI					
DIV. I ONLY	13- 12	.52	159	4- 6	90	110	116	.51541	131	8	8				
DIV. I NON-CONF.	8- 5	.61538	115	0- 0	119	162	109	.53182	115	9	9				
TOTALS	RPI 1-25	RPI 26-50	W-L RECORDS	RPI 51-100	RPI 101-150	RPI 150+									
13- 12	0- 1	0- 4	OVERALL	2- 2	3- 1	8- 4									
9- 4	0- 1	0- 1	HOME	1- 1	2- 1	6- 0									
2- 6	0- 0	0- 3	AWAY	0- 1	1- 0	1- 2									
2- 2	0- 0	0- 0	NEUTRAL	1- 0	0- 0	1- 2									
8- 5	0- 0	0- 2	NON-CONFERENCE	1- 1	1- 0	6- 2									
5- 2	0- 0	0- 1	HOME	0- 1	1- 0	4- 0									
1- 1	0- 0	0- 1	AWAY	0- 0	0- 0	1- 0									
2- 2	0- 0	0- 0	NEUTRAL	1- 0	0- 0	1- 2									
5- 7	0- 1	0- 2	CONFERENCE	1- 1	2- 1	2- 2									
4- 2	0- 1	0- 0	HOME	1- 0	1- 1	2- 0									
1- 5	0- 0	0- 2	AWAY	0- 1	1- 0	0- 2									
0- 0	0- 0	0- 0	NEUTRAL	0- 0	0- 0	0- 0									
RPI	S	Opponent	Score	RPI	S	Opponent	Score	RPI	S	Opponent	Score				
7	H	Louisville	1 3	32	H	Creighton	0 3	59	H	Wisconsin	0 3	108	A	Rutgers	3 1
				34	A	Notre Dame	0 3	67	N	VCU	3 0	113	H	St. John's (NY)	3 1
				36	A	Marquette	2 3	90	H	Cincinnati	3 2	118	H	Connecticut	2 3
				40	A	North Carolina St.	1 3	100	A	Seton Hall	1 3	125	H	Fla. Gulf Coast	3 1
												166	A	Saint Louis	3 0
												181	N	Southeast Mo. St.	2 3
												195	H	FIU	3 0
												199	H	Villanova	3 0
												200	H	James Madison	3 1
												209	A	Syracuse	2 3
												214	H	UCF	3 2
												218	H	Georgetown	3 2
												220	N	Kent St.	2 3
												226	A	DePaul	1 3
												227	N	Evansville	3 1
												321	H	Bethune-Cookman	3 0
LAST 10 GAMES															
				34	A	Notre Dame	0 3	199	H	Villanova	3 0				
				226	A	DePaul	1 3	36	A	Marquette	2 3				
				113	H	St. John's (NY)	3 1	209	A	Syracuse	2 3				
				118	H	Connecticut	2 3	90	H	Cincinnati	3 2				
				218	H	Georgetown	3 2	7	H	Louisville	1 3				

Non-Div. I Games:

South Fla.

Average RPI Win:		172	WON-LOST RECORD		WINNING PCT. RANK		LAST 10 GAMES		STRENGTH OF SCHEDULE		OPP. STRENGTH OF SCHEDULE		TEAM RPI		ADJ RPI		CONF. RPI		ADJ CONF. RPI	
Average RPI Loss:		83																		
DIV. I ONLY			12- 12		.5 167		5- 5		117		88		138		.51394 132		9		9	
DIV. I NON-CONF.			6- 7		.46154 182		0- 0		76		73		123		.52237 125		7		7	
TOTALS		RPI 1-25		RPI 26-50		W-L RECORDS		RPI 51-100		RPI 101-150		RPI 150+								
12- 12		0- 2		0- 1		OVERALL		2- 6		3- 1		7- 2								
3- 6		0- 1		0- 1		HOME		1- 3		0- 1		2- 0								
5- 4		0- 1		0- 0		AWAY		0- 3		2- 0		3- 0								
4- 2		0- 0		0- 0		NEUTRAL		1- 0		1- 0		2- 2								
6- 7		0- 1		0- 1		NON-CONFERENCE		1- 3		1- 0		4- 2								
0- 4		0- 1		0- 1		HOME		0- 2		0- 0		0- 0								
2- 1		0- 0		0- 0		AWAY		0- 1		0- 0		2- 0								
4- 2		0- 0		0- 0		NEUTRAL		1- 0		1- 0		2- 2								
6- 5		0- 1		0- 0		CONFERENCE		1- 3		2- 1		3- 0								
3- 2		0- 0		0- 0		HOME		1- 1		0- 1		2- 0								
3- 3		0- 1		0- 0		AWAY		0- 2		2- 0		1- 0								
0- 0		0- 0		0- 0		NEUTRAL		0- 0		0- 0		0- 0								
RPI S	Opponent		Score		RPI S	Opponent		Score		RPI S	Opponent		Score		RPI S	Opponent		Score		
18 A	Hawaii		1 3		37 H	Santa Clara		2 3		53 A	Fresno St.		0 3		123 A	UC Irvine		3 0		
24 H	North Carolina		0 3							66 H	Utah		0 3		143 A	Cal St. Fullerton		3 1		
										68 H	San Francisco		1 3		143 H	Cal St. Fullerton		2 3		
										71 H	Pacific		3 1		145 N	Utah Valley		3 2		
										74 A	Cal St. Northridge		1 3		162 A	Butler		3 0		
										77 A	Long Beach St.		1 3		169 N	UAB		1 3		
										83 H	UC Santa Barbara		1 3		175 A	Middle Tenn.		3 2		
										97 N	Furman		3 0		181 N	Southeast Mo. St.		0 3		
															192 N	Sacramento St.		3 1		
															206 H	Cal Poly		3 0		
															220 N	Kent St.		3 0		
															263 A	UC Riverside		3 0		
															263 H	UC Riverside		3 2		
LAST 10 GAMES																				

Non-Div. I Games:

UC Davis

Average RPI Win:	187	WON-LOST	WINNING	LAST 10	STRENGTH OF	OPP. STRENGTH	TEAM	ADJ	CONF.	ADJ CONF.	
Average RPI Loss:	72	RECORD	PCT. RANK	GAMES	SCHEDULE	OF SCHEDULE	RPI	RPI	RPI	RPI	
DIV. I ONLY		9- 16	.36 241	3- 7		49	77	141	.51206 133	6 6	
DIV. I NON-CONF.		6- 6	.5 157	0- 0		137	197	155	.49449 158	6 6	
<hr/>											
TOTALS	RPI 1-25	RPI 26-50		W-L RECORDS		RPI 51-100		RPI 101-150		RPI 150+	
9- 16	0- 4	1- 5		OVERALL		2- 3		0- 2		6- 2	
8- 5	0- 1	1- 0		HOME		1- 3		0- 1		6- 0	
1- 8	0- 3	0- 3		AWAY		1- 0		0- 1		0- 1	
0- 3	0- 0	0- 2		NEUTRAL		0- 0		0- 0		0- 1	
<hr/>											
6- 6	0- 0	0- 3		NON-CONFERENCE		0- 1		0- 0		6- 2	
6- 1	0- 0	0- 0		HOME		0- 1		0- 0		6- 0	
0- 2	0- 0	0- 1		AWAY		0- 0		0- 0		0- 1	
0- 3	0- 0	0- 2		NEUTRAL		0- 0		0- 0		0- 1	
<hr/>											
3- 10	0- 4	1- 2		CONFERENCE		2- 2		0- 2		0- 0	
2- 4	0- 1	1- 0		HOME		1- 2		0- 1		0- 0	
1- 6	0- 3	0- 2		AWAY		1- 0		0- 1		0- 0	
0- 0	0- 0	0- 0		NEUTRAL		0- 0		0- 0		0- 0	
<hr/>											
RPI S	Opponent	Score	RPI S	Opponent	Score	RPI S	Opponent	Score	RPI S	Opponent	Score
9	A Florida St.	1 3	31	N Michigan	0 3	51	H Georgia Tech	0 3	112	H Boston College	1 3
16	A Miami (FL)	0 3	36	A Marquette	0 3	58	A Duke	3 1	137	A Virginia	1 3
24	A North Carolina	0 3	40	A North Carolina St.	0 3	65	H Clemson	0 3	156	A High Point	2 3
24	H North Carolina	0 3	40	H North Carolina St.	3 2	89	H Maryland	3 1	210	H Toledo	3 0
			45	N UNI	0 3	97	H Furman	0 3	225	H Davidson	3 2
			47	A Virginia Tech	1 3				231	H UNC Wilmington	3 2
									251	H Winthrop	3 0
									260	N Eastern Ill.	1 3
									275	H Appalachian St.	3 0
									308	H Campbell	3 0
<hr/>											
			LAST 10 GAMES								
			24 H North Carolina 0 3			65 H Clemson 0 3					
			40 H North Carolina St. 3 2			51 H Georgia Tech 0 3					
			137 A Virginia 1 3			89 H Maryland 3 1					
			47 A Virginia Tech 1 3			112 H Boston College 1 3					
			58 A Duke 3 1			16 A Miami (FL) 0 3					

Non-Div. I Games:

Wake Forest

Average RPI Win:	191	WON-LOST	WINNING	LAST 10	STRENGTH OF	OPP. STRENGTH	TEAM	ADJ	CONF.	ADJ CONF.	
Average RPI Loss:	95	RECORD	PCT. RANK	GAMES	SCHEDULE	OF SCHEDULE	RPI	RPI	RPI	RPI	
DIV. I ONLY	16- 12	.57143	130	6- 4	152	121	135	.512	134	11	11
DIV. I NON-CONF.	9- 7	.5625	139	0- 0	132	134	126	.51744	128	11	11
<hr/>											
TOTALS	RPI 1-25	RPI 26-50		W-L RECORDS		RPI 51-100		RPI 101-150		RPI 150+	
16- 12	0- 0	0- 3		OVERALL		1- 4		4- 3		11- 2	
7- 4	0- 0	0- 1		HOME		0- 1		2- 2		5- 0	
5- 6	0- 0	0- 2		AWAY		1- 1		1- 1		3- 2	
4- 2	0- 0	0- 0		NEUTRAL		0- 2		1- 0		3- 0	
<hr/>											
9- 7	0- 0	0- 2		NON-CONFERENCE		1- 3		1- 1		7- 1	
2- 2	0- 0	0- 1		HOME		0- 0		0- 1		2- 0	
3- 3	0- 0	0- 1		AWAY		1- 1		0- 0		2- 1	
4- 2	0- 0	0- 0		NEUTRAL		0- 2		1- 0		3- 0	
<hr/>											
7- 5	0- 0	0- 1		CONFERENCE		0- 1		3- 2		4- 1	
5- 2	0- 0	0- 0		HOME		0- 1		2- 1		3- 0	
2- 3	0- 0	0- 1		AWAY		0- 0		1- 1		1- 1	
0- 0	0- 0	0- 0		NEUTRAL		0- 0		0- 0		0- 0	
<hr/>											
RPI S	Opponent	Score	RPI S	Opponent	Score	RPI S	Opponent	Score	RPI S	Opponent	Score
			39 H	Wichita St.	2 3	71 A	Pacific	0 3	101 A	Eastern Mich.	0 3
			45 A	UNI	1 3	77 N	Long Beach St.	0 3	101 H	Eastern Mich.	1 3
			49 A	Ohio	1 3	79 N	Portland St.	0 3	103 H	New Mexico St.	1 3
						80 H	Western Mich.	0 3	118 N	Connecticut	3 1
						96 A	Missouri St.	3 2	121 H	Ball St.	3 1
									135 A	Central Mich.	3 1
									135 H	Central Mich.	3 0
									163 H	Akron	3 2
									165 H	North Dakota St.	3 2
									172 H	Green Bay	3 1
									176 A	Ill.-Chicago	1 3
									210 H	Toledo	3 0
									220 A	Kent St.	1 3
									224 N	Nevada	3 0
									229 A	Miami (OH)	3 0
									232 A	Bradley	3 2
									234 H	Buffalo	3 0
									238 N	Neb. Omaha	3 0
									277 A	SIU Edwardsville	3 0
									302 N	New Orleans	3 0
<hr/>											
LAST 10 GAMES											
			135 H	Central Mich.	3 0	234 H	Buffalo	3 0			
			101 H	Eastern Mich.	1 3	229 A	Miami (OH)	3 0			
			220 A	Kent St.	1 3	80 H	Western Mich.	0 3			
			49 A	Ohio	1 3	210 H	Toledo	3 0			
			163 H	Akron	3 2	121 H	Ball St.	3 1			

Non-Div. I Games:

Northern Ill.

Average RPI Win:		192	WON-LOST RECORD		WINNING PCT. RANK		LAST 10 GAMES		STRENGTH OF SCHEDULE		OPP. STRENGTH OF SCHEDULE		TEAM RPI		ADJ RPI		CONF. RPI		ADJ CONF. RPI	
Average RPI Loss:		93																		
DIV. I ONLY			12- 11		.52174 157		5- 5		127		119		140		.51103 135		11		11	
DIV. I NON-CONF.			6- 5		.54545 145		0- 0		96		120		116		.53645 112		11		11	
TOTALS		RPI 1-25		RPI 26-50		W-L RECORDS		RPI 51-100		RPI 101-150		RPI 150+								
12- 11		0- 1		0- 2		OVERALL		1- 4		3- 2		8- 2								
4- 3		0- 0		0- 0		HOME		1- 2		2- 1		1- 0								
4- 6		0- 0		0- 2		AWAY		0- 1		1- 1		3- 2								
4- 2		0- 1		0- 0		NEUTRAL		0- 1		0- 0		4- 0								
6- 5		0- 1		0- 2		NON-CONFERENCE		0- 2		1- 0		5- 0								
1- 1		0- 0		0- 0		HOME		0- 1		1- 0		0- 0								
1- 2		0- 0		0- 2		AWAY		0- 0		0- 0		1- 0								
4- 2		0- 1		0- 0		NEUTRAL		0- 1		0- 0		4- 0								
6- 6		0- 0		0- 0		CONFERENCE		1- 2		2- 2		3- 2								
3- 2		0- 0		0- 0		HOME		1- 1		1- 1		1- 0								
3- 4		0- 0		0- 0		AWAY		0- 1		1- 1		2- 2								
0- 0		0- 0		0- 0		NEUTRAL		0- 0		0- 0		0- 0								
RPI	S	Opponent		Score		RPI	S	Opponent		Score		RPI	S	Opponent		Score				
23	N	Arkansas		0	3	31	A	Michigan		0	3	55	N	Auburn		2	3	101	H Eastern Mich.	3 0
						40	A	North Carolina St.		1	3	61	H	IPFW		1	3	119	H Oakland	3 1
												64	H	Bowling Green		2	3	121	A Ball St.	3 2
												80	A	Western Mich.		0	3	134	A Northern Ill.	0 3
												80	H	Western Mich.		3	1	134	H Northern Ill.	1 3
														163 A Akron		1	3			
														172 A Green Bay		3	0			
														210 A Toledo		3	1			
														220 A Kent St.		3	0			
														229 H Miami (OH)		3	1			
														234 A Buffalo		1	3			
														239 N Drake		3	1			
														250 N UMBC		3	0			
														259 N Western Caro.		3	1			
														308 N Campbell		3	0			
LAST 10 GAMES																				
						134	A	Northern Ill.		0	3	229	H	Miami (OH)		3	1			
						80	A	Western Mich.		0	3	210	A	Toledo		3	1			
						163	A	Akron		1	3	121	A	Ball St.		3	2			
						234	A	Buffalo		1	3	220	A	Kent St.		3	0			
						64	H	Bowling Green		2	3	101	H	Eastern Mich.		3	0			

Non-Div. I Games:

Central Mich.

UMKC				Through Games Of Sunday, Oct. 28, 2012															
Average RPI Win: 209		WON-LOST RECORD		WINNING PCT. RANK		LAST 10 GAMES		STRENGTH OF SCHEDULE		OPP. STRENGTH OF SCHEDULE		TEAM RPI		ADJ RPI		CONF. RPI		ADJ CONF. RPI	
DIV. I ONLY		15- 11		.57692 128		6- 4		129		204		133		.5108 136		12		12	
DIV. I NON-CONF.		8- 5		.61538 115		1- 0		185		243		138		.50568 140		15		13	
TOTALS		RPI 1-25		RPI 26-50		W-L RECORDS		RPI 51-100		RPI 101-150		RPI 150+							
15- 11		0- 1		0- 0		OVERALL		0- 2		5- 5		10- 3							
5- 2		0- 0		0- 0		HOME		0- 1		2- 0		3- 1							
4- 7		0- 1		0- 0		AWAY		0- 1		1- 4		3- 1							
6- 2		0- 0		0- 0		NEUTRAL		0- 0		2- 1		4- 1							
8- 5		0- 1		0- 0		NON-CONFERENCE		0- 0		2- 3		6- 1							
1- 0		0- 0		0- 0		HOME		0- 0		0- 0		1- 0							
1- 3		0- 1		0- 0		AWAY		0- 0		0- 2		1- 0							
6- 2		0- 0		0- 0		NEUTRAL		0- 0		2- 1		4- 1							
7- 6		0- 0		0- 0		CONFERENCE		0- 2		3- 2		4- 2							
4- 2		0- 0		0- 0		HOME		0- 1		2- 0		2- 1							
3- 4		0- 0		0- 0		AWAY		0- 1		1- 2		2- 1							
0- 0		0- 0		0- 0		NEUTRAL		0- 0		0- 0		0- 0							
RPI S	Opponent	Score		RPI S	Opponent	Score		RPI S	Opponent	Score		RPI S	Opponent	Score					
10 A	Kansas	0 3						61 A	IPFW	0 3		104 A	Wyoming	0 3					
								61 H	IPFW	0 3		119 A	Oakland	0 3					
												119 H	Oakland	3 2					
												120 A	North Texas	0 3					
												125 N	Fla. Gulf Coast	3 0					
												129 A	South Dakota St.	3 1					
												130 A	IUPUI	1 3					
												130 H	IUPUI	3 1					
												147 N	Houston Baptist	0 3					
												148 N	George Washington	3 2					
												165 A	North Dakota St.	1 3					
												170 A	South Dakota	3 2					
												170 H	South Dakota	1 3					
												181 H	Southeast Mo. St.	3 0					
												219 A	Western Ill.	3 2					
												219 H	Western Ill.	3 0					
												235 N	Charlotte	2 3					
												238 H	Neb. Omaha	3 2					
												241 N	Lamar	3 1					
												286 A	Gardner-Webb	3 2					
												293 N	Prairie View	3 0					
												309 N	Delaware St.	3 1					
												321 N	Bethune-Cookman	3 0					
				LAST 10 GAMES															
				170 H	South Dakota	1 3		219 H	Western Ill.	3 0									
				181 H	Southeast Mo. St.	3 0		165 A	North Dakota St.	1 3									
				119 A	Oakland	0 3		129 A	South Dakota St.	3 1									
				61 A	IPFW	0 3		170 A	South Dakota	3 2									
				130 H	IUPUI	3 1		238 H	Neb. Omaha	3 2									

Non-Div. I Games:

UMKC

Average RPI Win:	191	WON-LOST RECORD	WINNING PCT. RANK	LAST 10 GAMES	STRENGTH OF SCHEDULE	OPP. STRENGTH OF SCHEDULE	TEAM RPI	ADJ RPI	CONF. RPI	ADJ CONF. RPI					
DIV. I ONLY		7- 17	.29167	279	2- 8	30	63	142	.51038	137	6	6			
DIV. I NON-CONF.		6- 5	.54545	145	1- 0	84	153	114	.53128	116	6	6			
<hr/>															
TOTALS	RPI 1-25	RPI 26-50		W-L RECORDS		RPI 51-100		RPI 101-150		RPI 150+					
7- 17	0- 5	0- 4		OVERALL		0- 5		2- 1		5- 2					
4- 7	0- 3	0- 3		HOME		0- 1		2- 0		2- 0					
1- 8	0- 2	0- 1		AWAY		0- 4		0- 1		1- 0					
2- 2	0- 0	0- 0		NEUTRAL		0- 0		0- 0		2- 2					
6- 5	0- 0	0- 2		NON-CONFERENCE		0- 1		1- 0		5- 2					
3- 1	0- 0	0- 1		HOME		0- 0		1- 0		2- 0					
1- 2	0- 0	0- 1		AWAY		0- 1		0- 0		1- 0					
2- 2	0- 0	0- 0		NEUTRAL		0- 0		0- 0		2- 2					
1- 12	0- 5	0- 2		CONFERENCE		0- 4		1- 1		0- 0					
1- 6	0- 3	0- 2		HOME		0- 1		1- 0		0- 0					
0- 6	0- 2	0- 0		AWAY		0- 3		0- 1		0- 0					
0- 0	0- 0	0- 0		NEUTRAL		0- 0		0- 0		0- 0					
RPI	S	Opponent	Score	RPI	S	Opponent	Score	RPI	S	Opponent	Score				
9	A	Florida St.	0 3	33	H	Western Ky.	1 3	51	A	Georgia Tech	0 3	112	A	Boston College	0 3
9	H	Florida St.	1 3	40	H	North Carolina St.	1 3	58	H	Duke	1 3	133	H	Wake Forest	3 1
16	A	Miami (FL)	0 3	42	A	Colorado St.	0 3	65	A	Clemson	0 3	141	H	Liberty	3 2
16	H	Miami (FL)	0 3	47	H	Virginia Tech	0 3	67	A	VCU	2 3	153	N	Denver	0 3
24	H	North Carolina	2 3					89	A	Maryland	1 3	155	H	Delaware	3 0
												200	A	James Madison	3 2
												212	H	Lehigh	3 0
												218	N	Georgetown	0 3
												221	N	Rhode Island	3 0
												275	N	Appalachian St.	3 0
<hr/>															
				LAST 10 GAMES											
16	A	Miami (FL)	0 3	40	H	North Carolina St.	1 3	24	H	North Carolina	2 3	51	A	Georgia Tech	0 3
9	A	Florida St.	0 3	24	H	North Carolina	2 3	65	A	Clemson	0 3	89	A	Maryland	1 3
133	H	Wake Forest	3 1	51	A	Georgia Tech	0 3								
58	H	Duke	1 3												
200	A	James Madison	3 2												

Non-Div. I Games:

Virginia

Average RPI Win: 230		WON-LOST RECORD	WINNING PCT. RANK		LAST 10 GAMES	STRENGTH OF SCHEDULE		OPP. STRENGTH OF SCHEDULE		TEAM RPI	ADJ RPI		CONF. RPI	ADJ CONF. RPI	
Average RPI Loss: 129															
DIV. I ONLY		18- 9	.66667	67	8- 2	190		229		128	.50962	138	15	16	
DIV. I NON-CONF.		10- 6	.625	112	1- 0	205		280		148	.49233	160	14	14	
TOTALS		RPI 1-25		RPI 26-50		W-L RECORDS		RPI 51-100		RPI 101-150		RPI 150+			
18- 9	0- 0			0- 1	OVERALL		0- 3		1- 1		17- 4				
6- 2	0- 0			0- 0	HOME		0- 1		1- 0		5- 1				
6- 4	0- 0			0- 1	AWAY		0- 1		0- 1		6- 1				
6- 3	0- 0			0- 0	NEUTRAL		0- 1		0- 0		6- 2				
10- 6	0- 0			0- 0	NON-CONFERENCE		0- 3		0- 0		10- 3				
1- 1	0- 0			0- 0	HOME		0- 1		0- 0		1- 0				
3- 2	0- 0			0- 0	AWAY		0- 1		0- 0		3- 1				
6- 3	0- 0			0- 0	NEUTRAL		0- 1		0- 0		6- 2				
8- 3	0- 0			0- 1	CONFERENCE		0- 0		1- 1		7- 1				
5- 1	0- 0			0- 0	HOME		0- 0		1- 0		4- 1				
3- 2	0- 0			0- 1	AWAY		0- 0		0- 1		3- 0				
0- 0	0- 0			0- 0	NEUTRAL		0- 0		0- 0		0- 0				
RPI	S	Opponent	Score	RPI	S	Opponent	Score	RPI	S	Opponent	Score	RPI	S	Opponent	Score
				33	A	Western Ky.	0 3	52	A	Georgia	0 3	120	H	North Texas	3 0
								55	H	Auburn	0 3	126	A	Arkansas St.	1 3
								82	N	Ga. Southern	1 3	161	N	UMES	2 3
												164	A	UALR	3 1
												175	A	Middle Tenn.	3 0
												178	A	South Ala.	3 1
												178	H	South Ala.	3 1
												194	H	La.-Lafayette	1 3
												195	H	FIU	3 1
												213	A	Kennesaw St.	1 3
												222	A	Florida A&M	3 2
												222	H	Florida A&M	3 0
												226	N	DePaul	3 1
												228	N	Tennessee St.	3 0
												246	N	Georgia St.	0 3
												252	N	Chattanooga	3 1
												253	H	La.-Monroe	3 1
												254	A	UT Martin	3 2
												273	N	Jackson St.	3 0
												282	H	Fla. Atlantic	3 0
												298	N	Wright St.	3 2
												310	N	N.C. Central	3 0
												314	A	Alabama St.	3 0
LAST 10 GAMES															
				178	A	South Ala.	3 1	120	H	North Texas	3 0	314	A	Alabama St.	3 0
				222	A	Florida A&M	3 2	164	A	UALR	3 1				
				194	H	La.-Lafayette	1 3	126	A	Arkansas St.	1 3				
				178	H	South Ala.	3 1	282	H	Fla. Atlantic	3 0				
				253	H	La.-Monroe	3 1	195	H	FIU	3 1				

Non-Div. I Games:

Troy

Average RPI Win:	206	WON-LOST RECORD	WINNING PCT. RANK	LAST 10 GAMES	STRENGTH OF SCHEDULE	OPP. STRENGTH OF SCHEDULE	TEAM RPI	ADJ RPI	CONF. RPI	ADJ CONF. RPI							
DIV. I ONLY		16- 10	.61538	106	7- 3	175	189	139	.5083	139	18	18					
DIV. I NON-CONF.		9- 7	.5625	139	1- 1	173	174	143	.5037	142	20	20					
<hr/>																	
TOTALS	RPI 1-25	RPI 26-50		W-L RECORDS		RPI 51-100		RPI 101-150		RPI 150+							
16- 10	0- 0	0- 0		OVERALL		0- 4		4- 2		12- 4							
5- 3	0- 0	0- 0		HOME		0- 1		2- 1		3- 1							
5- 4	0- 0	0- 0		AWAY		0- 1		1- 1		4- 2							
6- 3	0- 0	0- 0		NEUTRAL		0- 2		1- 0		5- 1							
<hr/>																	
9- 7	0- 0	0- 0		NON-CONFERENCE		0- 3		4- 2		5- 2							
2- 1	0- 0	0- 0		HOME		0- 0		2- 1		0- 0							
1- 3	0- 0	0- 0		AWAY		0- 1		1- 1		0- 1							
6- 3	0- 0	0- 0		NEUTRAL		0- 2		1- 0		5- 1							
<hr/>																	
7- 3	0- 0	0- 0		CONFERENCE		0- 1		0- 0		7- 2							
3- 2	0- 0	0- 0		HOME		0- 1		0- 0		3- 1							
4- 1	0- 0	0- 0		AWAY		0- 0		0- 0		4- 1							
0- 0	0- 0	0- 0		NEUTRAL		0- 0		0- 0		0- 0							
<hr/>																	
RPI S	Opponent	Score	RPI S	Opponent	Score	RPI S	Opponent	Score	RPI S	Opponent	Score						
						54 N	Missouri	0 3	102 H	Illinois St.	3 1						
						78 N	Southern Ill.	0 3	107 A	Indiana	3 2						
						92 A	Morehead St.	2 3	110 A	Iowa	1 3						
						93 H	Cleveland St.	2 3	129 H	South Dakota St.	1 3						
									129 N	South Dakota St.	3 2						
									130 H	IUPUI	3 2						
									158 A	Loyola Chicago	3 1						
									158 H	Loyola Chicago	2 3						
									166 A	Saint Louis	1 3						
									172 A	Green Bay	3 0						
									176 A	Ill.-Chicago	1 3						
									176 H	Ill.-Chicago	3 1						
									178 N	South Ala.	3 1						
									181 N	Southeast Mo. St.	1 3						
									203 H	Youngstown St.	3 1						
									215 A	Milwaukee	3 2						
									229 N	Miami (OH)	3 0						
									252 N	Chattanooga	3 0						
									298 A	Wright St.	3 2						
									298 H	Wright St.	3 0						
									317 N	Chicago St.	3 0						
									325 N	Savannah St.	3 0						
						<hr/>											
									LAST 10 GAMES								
									298 H	Wright St.	3 0	172 A	Green Bay	3 0			
			130 H	IUPUI	3 2	203 H	Youngstown St.	3 1									
			176 H	Ill.-Chicago	3 1	93 H	Cleveland St.	2 3									
			158 H	Loyola Chicago	2 3	298 A	Wright St.	3 2									
			215 A	Milwaukee	3 2	129 H	South Dakota St.	1 3									

Non-Div. I Games:

Valparaiso

Average RPI Win:	218	WON-LOST	WINNING	LAST 10	STRENGTH OF	OPP. STRENGTH	TEAM	ADJ	CONF.	ADJ CONF.					
Average RPI Loss:	92	RECORD	PCT. RANK	GAMES	SCHEDULE	OF SCHEDULE	RPI	RPI	RPI	RPI					
DIV. I ONLY	12- 13	.48	181	5- 5	121	140	157	.5075	140	16	15				
DIV. I NON-CONF.	5- 6	.45455	187	1- 0	75	85	124	.52494	121	12	12				
<hr/>															
TOTALS	RPI 1-25	RPI 26-50		W-L RECORDS	RPI 51-100		RPI 101-150		RPI 150+						
12- 13	0- 1	0- 1		OVERALL	0- 6		1- 2		11- 3						
6- 5	0- 0	0- 0		HOME	0- 3		0- 0		6- 2						
4- 6	0- 0	0- 1		AWAY	0- 3		0- 1		4- 1						
2- 2	0- 1	0- 0		NEUTRAL	0- 0		1- 1		1- 0						
<hr/>															
5- 6	0- 1	0- 1		NON-CONFERENCE	0- 1		1- 2		4- 1						
2- 1	0- 0	0- 0		HOME	0- 0		0- 0		2- 1						
1- 3	0- 0	0- 1		AWAY	0- 1		0- 1		1- 0						
2- 2	0- 1	0- 0		NEUTRAL	0- 0		1- 1		1- 0						
<hr/>															
7- 7	0- 0	0- 0		CONFERENCE	0- 5		0- 0		7- 2						
4- 4	0- 0	0- 0		HOME	0- 3		0- 0		4- 1						
3- 3	0- 0	0- 0		AWAY	0- 2		0- 0		3- 1						
0- 0	0- 0	0- 0		NEUTRAL	0- 0		0- 0		0- 0						
<hr/>															
RPI	S	Opponent	Score	RPI	S	Opponent	Score	RPI	S	Opponent	Score				
13	N	Southern California	0 3	26	A	Texas A&M	0 3	60	A	Idaho St.	1 3				
				60	H	Idaho St.	0 3	116	N	Rice	1 3				
				73	H	Northern Ariz.	0 3	129	A	South Dakota St.	0 3				
				79	A	Portland St.	0 3	146	N	Texas St.	3 1				
				88	A	Ole Miss	1 3	151	A	Montana St.	2 3				
				95	H	Northern Colo.	2 3	151	H	Montana St.	2 3				
								159	H	Stephen F. Austin	1 3				
								165	A	North Dakota St.	3 0				
								170	H	South Dakota	3 0				
								172	H	Green Bay	3 0				
								192	H	Sacramento St.	3 1				
								223	A	Montana	3 0				
								223	H	Montana	3 0				
								233	H	Southern Utah	3 0				
								255	A	Weber St.	3 2				
								255	H	Weber St.	3 2				
								290	N	Alabama A&M	3 0				
								297	A	Eastern Wash.	3 1				
				<hr/>											
								LAST 10 GAMES							
								255	H	Weber St.	3 2	233	H	Southern Utah	3 0
				60	H	Idaho St.	0 3	165	A	North Dakota St.	3 0				
				151	A	Montana St.	2 3	79	A	Portland St.	0 3				
				223	A	Montana	3 0	297	A	Eastern Wash.	3 1				
				73	H	Northern Ariz.	0 3	95	H	Northern Colo.	2 3				

Average RPI Win:	241	WON-LOST RECORD	WINNING PCT. RANK	LAST 10 GAMES	STRENGTH OF SCHEDULE	OPP. STRENGTH OF SCHEDULE	TEAM RPI	ADJ RPI	CONF. RPI	ADJ CONF. RPI	
Average RPI Loss:	162										
DIV. I ONLY	18- 7	.72	47	7- 3	241	256	130	.50715	141	27	26
DIV. I NON-CONF.	10- 5	.66667	89	0- 1	209	196	129	.51395	130	27	27
<hr/>											
TOTALS	RPI 1-25	RPI 26-50		W-L RECORDS	RPI 51-100		RPI 101-150		RPI 150+		
18- 7	0- 0	0- 1		OVERALL	0- 1		0- 1		18- 4		
7- 0	0- 0	0- 0		HOME	0- 0		0- 0		7- 0		
7- 4	0- 0	0- 0		AWAY	0- 1		0- 1		7- 2		
4- 3	0- 0	0- 1		NEUTRAL	0- 0		0- 0		4- 2		
<hr/>											
10- 5	0- 0	0- 1		NON-CONFERENCE	0- 1		0- 1		10- 2		
2- 0	0- 0	0- 0		HOME	0- 0		0- 0		2- 0		
4- 2	0- 0	0- 0		AWAY	0- 1		0- 1		4- 0		
4- 3	0- 0	0- 1		NEUTRAL	0- 0		0- 0		4- 2		
<hr/>											
8- 2	0- 0	0- 0		CONFERENCE	0- 0		0- 0		8- 2		
5- 0	0- 0	0- 0		HOME	0- 0		0- 0		5- 0		
3- 2	0- 0	0- 0		AWAY	0- 0		0- 0		3- 2		
0- 0	0- 0	0- 0		NEUTRAL	0- 0		0- 0		0- 0		
<hr/>											
RPI S	Opponent	Score	RPI S	Opponent	Score	RPI S	Opponent	Score	RPI S	Opponent	Score
			47 N	Virginia Tech	1 3	67 A	VCU	0 3	137 A	Virginia	2 3
									156 H	High Point	3 0
									171 N	Marshall	0 3
									180 N	Columbia	3 1
									196 N	UNC Greensboro	2 3
									200 H	James Madison	3 0
									202 H	Presbyterian	3 0
									204 H	William & Mary	3 1
									214 A	UCF	3 2
									216 N	Elon	3 0
									218 A	Georgetown	3 1
									220 A	Kent St.	3 2
									236 N	Jacksonville	3 2
									247 A	Coastal Caro.	1 3
									251 H	Winthrop	3 0
									269 A	UNC Asheville	2 3
									278 A	Radford	3 2
									278 H	Radford	3 0
									284 N	Saint Francis (PA)	3 0
									286 A	Gardner-Webb	3 0
									288 A	Charleston So.	3 2
									308 H	Campbell	3 0
									310 A	N.C. Central	3 0
			LAST 10 GAMES								
			278 A	Radford	3 2	156 H	High Point	3 0			
			251 H	Winthrop	3 0	308 H	Campbell	3 0			
			202 H	Presbyterian	3 0	67 A	VCU	0 3			
			247 A	Coastal Caro.	1 3	269 A	UNC Asheville	2 3			
			288 A	Charleston So.	3 2	286 A	Gardner-Webb	3 0			

Non-Div. I Games:

Liberty

Average RPI Win:		257	WON-LOST RECORD		WINNING PCT. RANK		LAST 10 GAMES		STRENGTH OF SCHEDULE		OPP. STRENGTH OF SCHEDULE		TEAM RPI		ADJ RPI		CONF. RPI		ADJ CONF. RPI				
Average RPI Loss:		89																					
DIV. I ONLY			10- 13		.43478 204		7- 3		65		205		143		.50688 142		29		30				
DIV. I NON-CONF.			3- 12		.2 285		0- 2		5		82		132		.5137 131		28		28				
TOTALS		RPI 1-25		RPI 26-50		W-L RECORDS		RPI 51-100		RPI 101-150		RPI 150+											
10- 13		0- 3		0- 2		OVERALL		0- 4		0- 0		10- 4											
4- 2		0- 0		0- 0		HOME		0- 0		0- 0		4- 2											
3- 6		0- 2		0- 1		AWAY		0- 1		0- 0		3- 2											
3- 5		0- 1		0- 1		NEUTRAL		0- 3		0- 0		3- 0											
3- 12		0- 3		0- 2		NON-CONFERENCE		0- 4		0- 0		3- 3											
0- 1		0- 0		0- 0		HOME		0- 0		0- 0		0- 1											
0- 6		0- 2		0- 1		AWAY		0- 1		0- 0		0- 2											
3- 5		0- 1		0- 1		NEUTRAL		0- 3		0- 0		3- 0											
7- 1		0- 0		0- 0		CONFERENCE		0- 0		0- 0		7- 1											
4- 1		0- 0		0- 0		HOME		0- 0		0- 0		4- 1											
3- 0		0- 0		0- 0		AWAY		0- 0		0- 0		3- 0											
0- 0		0- 0		0- 0		NEUTRAL		0- 0		0- 0		0- 0											
RPI	S	Opponent		Score		RPI	S	Opponent		Score		RPI	S	Opponent		Score							
1	N	Stanford		0	3	27	N	St. Mary's (CA)		1	3	52	N	Georgia		1	3	152	A	Army	0	3	
8	A	Minnesota		0	3	46	A	Michigan St.		0	3	61	N	IPFW		0	3	154	N	LIU Brooklyn	3	2	
18	A	Hawaii		0	3							67	N	VCU		0	3	179	A	Siena	1	3	
												81	A	Yale		0	3	217	H	Colgate	1	3	
																		229	N	Miami (OH)	3	2	
																		230	H	New Hampshire	3	1	
																		245	A	Stony Brook	3	1	
																		245	H	Stony Brook	1	3	
																		250	H	UMBC	3	1	
																		258	H	Binghamton	3	0	
																		274	N	Sacred Heart	3	0	
																		299	A	Hartford	3	1	
																		299	H	Hartford	3	1	
																		327	A	Providence	3	0	
						LAST 10 GAMES																	
						245	H	Stony Brook		1	3	250	H	UMBC		3	1						
						299	A	Hartford		3	1	258	H	Binghamton		3	0						
						217	H	Colgate		1	3	245	A	Stony Brook		3	1						
						327	A	Providence		3	0	179	A	Siena		1	3						
						230	H	New Hampshire		3	1	299	H	Hartford		3	1						

Non-Div. I Games:

Albany (NY)

Average RPI Win:	180	WON-LOST RECORD	WINNING PCT. RANK	LAST 10 GAMES	STRENGTH OF SCHEDULE	OPP. STRENGTH OF SCHEDULE	TEAM RPI	ADJ RPI	CONF. RPI	ADJ CONF. RPI	
DIV. I ONLY		12- 12	.5 167	6- 4	151	78	150	.5059	143	9	9
DIV. I NON-CONF.		6- 7	.46154 182	0- 0	186	69	178	.48889	165	7	7
<hr/>											
TOTALS	RPI 1-25	RPI 26-50		W-L RECORDS	RPI 51-100		RPI 101-150		RPI 150+		
12- 12	0- 1	0- 5		OVERALL	3- 3		2- 2		7- 1		
5- 6	0- 1	0- 3		HOME	2- 1		1- 1		2- 0		
4- 4	0- 0	0- 1		AWAY	1- 2		1- 0		2- 1		
3- 2	0- 0	0- 1		NEUTRAL	0- 0		0- 1		3- 0		
6- 7	0- 0	0- 5		NON-CONFERENCE	0- 1		0- 1		6- 0		
2- 3	0- 0	0- 3		HOME	0- 0		0- 0		2- 0		
1- 2	0- 0	0- 1		AWAY	0- 1		0- 0		1- 0		
3- 2	0- 0	0- 1		NEUTRAL	0- 0		0- 1		3- 0		
6- 5	0- 1	0- 0		CONFERENCE	3- 2		2- 1		1- 1		
3- 3	0- 1	0- 0		HOME	2- 1		1- 1		0- 0		
3- 2	0- 0	0- 0		AWAY	1- 1		1- 0		1- 1		
0- 0	0- 0	0- 0		NEUTRAL	0- 0		0- 0		0- 0		
<hr/>											
RPI S	Opponent	Score	RPI S	Opponent	Score	RPI S	Opponent	Score	RPI S	Opponent	Score
18 H	Hawaii	2 3	29 A	Pepperdine	0 3	51 A	Georgia Tech	1 3	123 H	UC Irvine	3 2
			37 H	Santa Clara	2 3	71 A	Pacific	2 3	124 N	Washington St.	1 3
			43 H	Oregon St.	0 3	71 H	Pacific	3 2	132 A	UC Davis	3 2
			48 N	Arizona	0 3	74 H	Cal St. Northridge	1 3	132 H	UC Davis	1 3
			50 H	San Diego St.	1 3	77 H	Long Beach St.	3 1	182 N	CSU Bakersfield	3 1
						83 A	UC Santa Barbara	3 2	189 N	SMU	3 0
									206 A	Cal Poly	2 3
									224 A	Nevada	3 1
									257 H	Brown	3 0
									263 A	UC Riverside	3 1
									274 H	Sacred Heart	3 0
									288 N	Charleston So.	3 0
<hr/>											
			LAST 10 GAMES								
			71 H Pacific 3 2			123 H UC Irvine 3 2					
			132 H UC Davis 1 3			263 A UC Riverside 3 1					
			206 A Cal Poly 2 3			132 A UC Davis 3 2					
			83 A UC Santa Barbara 3 2			71 A Pacific 2 3					
			77 H Long Beach St. 3 1			18 H Hawaii 2 3					

Non-Div. I Games:

Cal St. Fullerton

Average RPI Win: 155		WON-LOST RECORD		WINNING PCT. RANK		LAST 10 GAMES		STRENGTH OF SCHEDULE		OPP. STRENGTH OF SCHEDULE		TEAM RPI		ADJ RPI		CONF. RPI		ADJ CONF. RPI	
DIV. I ONLY		6- 19		.24 293		0- 10		19		59		145		.50561 144		5		4	
DIV. I NON-CONF.		6- 8		.42857 200		0- 0		35		93		105		.54017 109		5		5	
TOTALS		RPI 1-25		RPI 26-50		W-L RECORDS		RPI 51-100		RPI 101-150		RPI 150+							
6- 19		0- 5		0- 4		OVERALL		3- 6		0- 2		3- 2							
3- 7		0- 2		0- 2		HOME		2- 2		0- 0		1- 1							
0- 8		0- 3		0- 2		AWAY		0- 2		0- 1		0- 0							
3- 4		0- 0		0- 0		NEUTRAL		1- 2		0- 1		2- 1							
6- 8		0- 2		0- 0		NON-CONFERENCE		3- 3		0- 2		3- 1							
3- 1		0- 1		0- 0		HOME		2- 0		0- 0		1- 0							
0- 3		0- 1		0- 0		AWAY		0- 1		0- 1		0- 0							
3- 4		0- 0		0- 0		NEUTRAL		1- 2		0- 1		2- 1							
0- 11		0- 3		0- 4		CONFERENCE		0- 3		0- 0		0- 1							
0- 6		0- 1		0- 2		HOME		0- 2		0- 0		0- 1							
0- 5		0- 2		0- 2		AWAY		0- 1		0- 0		0- 0							
0- 0		0- 0		0- 0		NEUTRAL		0- 0		0- 0		0- 0							
RPI	S	Opponent		Score		RPI	S	Opponent		Score		RPI	S	Opponent		Score			
2	A	Penn St.		0	3	27	A	St. Mary's (CA)		0	3	57	H	Loyola Marymount		0	3		
14	H	Washington		0	3	29	A	Pepperdine		1	3	60	H	Idaho St.		3	2		
17	A	BYU		0	3	29	H	Pepperdine		0	3	63	H	UNLV		3	2		
17	H	BYU		0	3	37	H	Santa Clara		1	3	66	N	Utah		0	3		
22	A	San Diego		1	3							68	A	San Francisco		0	3		
												68	H	San Francisco		0	3		
												82	N	Ga. Southern		1	3		
												83	N	UC Santa Barbara		3	2		
												84	A	New Mexico		0	3		
LAST 10 GAMES																			
17	H	BYU		0	3	68	H	San Francisco		0	3	105	A	Utah St.		0	3		
68	A	San Francisco		0	3	37	H	Santa Clara		1	3	109	N	Duquesne		1	3		
57	H	Loyola Marymount		0	3	22	A	San Diego		1	3	157	H	Gonzaga		1	3		
29	H	Pepperdine		0	3	157	H	Gonzaga		1	3	228	H	Tennessee St.		3	2		
17	A	BYU		0	3	27	A	St. Mary's (CA)		0	3	233	N	Southern Utah		3	0		

Non-Div. I Games:

Portland

Average RPI Win:		194	WON-LOST	WINNING	LAST 10	STRENGTH OF		OPP. STRENGTH	TEAM	ADJ	CONF.	ADJ CONF.
Average RPI Loss:		137	RECORD	PCT. RANK	GAMES	SCHEDULE		OF SCHEDULE	RPI	RPI	RPI	RPI
DIV. I ONLY			14- 8	.63636	100	7- 3		211	171	137	.50556	145
DIV. I NON-CONF.			9- 7	.5625	139	2- 2		184	108	140	.49705	151
TOTALS		RPI 1-25	RPI 26-50		W-L RECORDS		RPI 51-100		RPI 101-150		RPI 150+	
14- 8	0- 0		0- 1		OVERALL		2- 2		2- 2		10- 3	
5- 1	0- 0		0- 0		HOME		0- 0		0- 1		5- 0	
4- 5	0- 0		0- 1		AWAY		1- 2		2- 0		1- 2	
5- 2	0- 0		0- 0		NEUTRAL		1- 0		0- 1		4- 1	
9- 7	0- 0		0- 1		NON-CONFERENCE		2- 2		1- 1		6- 3	
2- 0	0- 0		0- 0		HOME		0- 0		0- 0		2- 0	
2- 5	0- 0		0- 1		AWAY		1- 2		1- 0		0- 2	
5- 2	0- 0		0- 0		NEUTRAL		1- 0		0- 1		4- 1	
5- 1	0- 0		0- 0		CONFERENCE		0- 0		1- 1		4- 0	
3- 1	0- 0		0- 0		HOME		0- 0		0- 1		3- 0	
2- 0	0- 0		0- 0		AWAY		0- 0		1- 0		1- 0	
0- 0	0- 0		0- 0		NEUTRAL		0- 0		0- 0		0- 0	
RPI S	Opponent	Score	RPI S	Opponent	Score	RPI S	Opponent	Score	RPI S	Opponent	Score	
			48 A	Arizona	0 3	53 A	Fresno St.	3 2	105 A	Utah St.	3 2	
						63 A	UNLV	1 3	132 N	UC Davis	2 3	
						66 A	Utah	0 3	147 A	Houston Baptist	3 2	
						74 N	Cal St. Northridge	3 1	147 H	Houston Baptist	1 3	
									161 N	UMES	3 0	
									182 A	CSU Bakersfield	2 3	
									182 H	CSU Bakersfield	3 1	
									192 N	Sacramento St.	3 0	
									206 N	Cal Poly	3 1	
									224 N	Nevada	3 1	
									227 N	Evansville	1 3	
									233 A	Southern Utah	0 3	
									255 H	Weber St.	3 0	
									262 A	Tex.-Pan American	3 2	
									262 H	Tex.-Pan American	3 0	
									279 H	NJIT	3 2	
									317 H	Chicago St.	3 0	
LAST 10 GAMES												
			262 H	Tex.-Pan American	3 0	105 A	Utah St.	3 2				
			147 H	Houston Baptist	1 3	147 A	Houston Baptist	3 2				
			182 H	CSU Bakersfield	3 1	262 A	Tex.-Pan American	3 2				
			317 H	Chicago St.	3 0	63 A	UNLV	1 3				
			279 H	NJIT	3 2	182 A	CSU Bakersfield	2 3				

Non-Div. I Games:

Utah Valley

Average RPI Win:		208	WON-LOST RECORD		WINNING PCT. RANK		LAST 10 GAMES		STRENGTH OF SCHEDULE		OPP. STRENGTH OF SCHEDULE		TEAM RPI		ADJ RPI		CONF. RPI		ADJ CONF. RPI				
DIV. I ONLY			12- 12		.5 167		6- 4		128		142		151		.50432 146		17		17				
DIV. I NON-CONF.			5- 6		.45455 187		0- 0		82		87		130		.51947 127		16		16				
TOTALS		RPI 1-25		RPI 26-50		W-L RECORDS		RPI 51-100		RPI 101-150		RPI 150+											
12- 12		0- 1		0- 2		OVERALL		1- 2		2- 5		9- 2											
6- 2		0- 0		0- 0		HOME		1- 0		1- 2		4- 0											
4- 6		0- 0		0- 1		AWAY		0- 1		1- 2		3- 2											
2- 4		0- 1		0- 1		NEUTRAL		0- 1		0- 1		2- 0											
5- 6		0- 1		0- 2		NON-CONFERENCE		1- 2		0- 1		4- 0											
1- 0		0- 0		0- 0		HOME		1- 0		0- 0		0- 0											
2- 2		0- 0		0- 1		AWAY		0- 1		0- 0		2- 0											
2- 4		0- 1		0- 1		NEUTRAL		0- 1		0- 1		2- 0											
7- 6		0- 0		0- 0		CONFERENCE		0- 0		2- 4		5- 2											
5- 2		0- 0		0- 0		HOME		0- 0		1- 2		4- 0											
2- 4		0- 0		0- 0		AWAY		0- 0		1- 2		1- 2											
0- 0		0- 0		0- 0		NEUTRAL		0- 0		0- 0		0- 0											
RPI	S	Opponent		Score		RPI	S	Opponent		Score		RPI	S	Opponent		Score							
13	N	Southern California		0	3	26	A	Texas A&M		0	3	55	N	Auburn		0	3	103	A	New Mexico St.		3	2
						39	N	Wichita St.		0	3	62	A	Baylor		0	3	105	H	Utah St.		0	3
												94	H	Sam Houston St.		3	2	106	A	UTSA		0	3
																		106	H	UTSA		3	2
																		122	A	Idaho		2	3
																		122	H	Idaho		0	3
																		140	N	North Dakota		1	3
																		153	A	Denver		1	3
																		189	A	SMU		3	0
																		190	A	San Jose St.		0	3
																		190	H	San Jose St.		3	1
																		211	H	Texas-Arlington		3	1
																		237	A	Seattle		3	0
																		237	H	Seattle		3	1
																		241	A	Lamar		3	0
																		285	N	Tulane		3	0
																		300	N	South Carolina St.		3	0
																		304	H	Louisiana Tech		3	0
						LAST 10 GAMES																	
						122	H	Idaho		0	3	153	A	Denver		1	3						
						237	H	Seattle		3	1	304	H	Louisiana Tech		3	0						
						106	H	UTSA		3	2	211	H	Texas-Arlington		3	1						
						190	A	San Jose St.		0	3	237	A	Seattle		3	0						
						103	A	New Mexico St.		3	2	122	A	Idaho		2	3						

Non-Div. I Games:

Texas St.

Average RPI Win: 247		WON-LOST RECORD		WINNING PCT. RANK		LAST 10 GAMES		STRENGTH OF SCHEDULE		OPP. STRENGTH OF SCHEDULE		TEAM RPI		ADJ RPI		CONF. RPI		ADJ CONF. RPI	
Average RPI Loss: 111																			
DIV. I ONLY		16- 10		.61538 106		7- 2		197		230		149		.50275 147		25		25	
DIV. I NON-CONF.		11- 9		.55 144		2- 1		141		219		141		.50177 145		25		25	
TOTALS		RPI 1-25		RPI 26-50		W-L RECORDS		RPI 51-100		RPI 101-150		RPI 150+							
16- 10		0- 1		0- 0		OVERALL		0- 3		3- 5		13- 1							
5- 1		0- 0		0- 0		HOME		0- 0		1- 1		4- 0							
6- 6		0- 1		0- 0		AWAY		0- 1		1- 3		5- 1							
5- 3		0- 0		0- 0		NEUTRAL		0- 2		1- 1		4- 0							
11- 9		0- 1		0- 0		NON-CONFERENCE		0- 3		2- 4		9- 1							
4- 0		0- 0		0- 0		HOME		0- 0		1- 0		3- 0							
2- 6		0- 1		0- 0		AWAY		0- 1		0- 3		2- 1							
5- 3		0- 0		0- 0		NEUTRAL		0- 2		1- 1		4- 0							
5- 1		0- 0		0- 0		CONFERENCE		0- 0		1- 1		4- 0							
1- 1		0- 0		0- 0		HOME		0- 0		0- 1		1- 0							
4- 0		0- 0		0- 0		AWAY		0- 0		1- 0		3- 0							
0- 0		0- 0		0- 0		NEUTRAL		0- 0		0- 0		0- 0							
RPI	S	Opponent		Score		RPI	S	Opponent		Score		RPI	S	Opponent		Score			
23	A	Arkansas		0 3								74	N	Cal St. Northridge		0 3			
												87	N	Texas Tech		2 3			
												94	A	Sam Houston St.		0 3			
												106	A	UTSA		0 3			
												106	H	UTSA		3 0			
												116	A	Rice		1 3			
												120	A	North Texas		0 3			
												136	N	UMKC		3 0			
												145	A	Utah Valley		3 1			
												145	H	Utah Valley		2 3			
												149	N	UTEP		0 3			
												159	H	Stephen F. Austin		3 1			
												194	A	La.-Lafayette		1 3			
												241	N	Lamar		3 1			
												253	N	La.-Monroe		3 1			
												262	A	Tex.-Pan American		3 0			
												270	N	Southern Miss.		3 1			
												276	N	McNeese St.		3 0			
												279	A	NJIT		3 1			
												293	A	Prairie View		3 1			
												293	H	Prairie View		3 0			
												302	A	New Orleans		3 0			
												302	H	New Orleans		3 0			
												317	A	Chicago St.		3 0			
												317	H	Chicago St.		3 0			
						LAST 10 GAMES													
						145	A	Utah Valley		3 1		94	A	Sam Houston St.		0 3			
						262	A	Tex.-Pan American		3 0		145	H	Utah Valley		2 3			
						159	H	Stephen F. Austin		3 1		317	A	Chicago St.		3 0			
						302	H	New Orleans		3 0		279	A	NJIT		3 1			
						317	H	Chicago St.		3 0		302	A	New Orleans		3 0			

Non-Div. I Games: Jarvis Christian 3 0

Houston Baptist

Average RPI Win: 222		WON-LOST	WINNING	LAST 10	STRENGTH OF		OPP. STRENGTH	TEAM	ADJ	CONF.	ADJ CONF.
Average RPI Loss: 87		RECORD	PCT. RANK	GAMES	SCHEDULE		OF SCHEDULE	RPI	RPI	RPI	RPI
DIV. I ONLY		9- 16	.36	241	55		144	156	.50206	148	13
DIV. I NON-CONF.		3- 11	.21429	280	66		110	217	.46516	205	13
TOTALS		RPI 1-25	RPI 26-50		W-L RECORDS		RPI 51-100		RPI 101-150		RPI 150+
9- 16	0- 3	0- 2		OVERALL		0- 4		1- 5		8- 2	
6- 3	0- 1	0- 0		HOME		0- 1		1- 0		5- 1	
2- 7	0- 1	0- 1		AWAY		0- 3		0- 1		2- 1	
1- 6	0- 1	0- 1		NEUTRAL		0- 0		0- 4		1- 0	
3- 11	0- 3	0- 1		NON-CONFERENCE		0- 1		0- 5		3- 1	
2- 2	0- 1	0- 0		HOME		0- 0		0- 0		2- 1	
0- 3	0- 1	0- 0		AWAY		0- 1		0- 1		0- 0	
1- 6	0- 1	0- 1		NEUTRAL		0- 0		0- 4		1- 0	
6- 5	0- 0	0- 1		CONFERENCE		0- 3		1- 0		5- 1	
4- 1	0- 0	0- 0		HOME		0- 1		1- 0		3- 0	
2- 4	0- 0	0- 1		AWAY		0- 2		0- 0		2- 1	
0- 0	0- 0	0- 0		NEUTRAL		0- 0		0- 0		0- 0	
RPI S	Opponent	Score		RPI S	Opponent	Score		RPI S	Opponent	Score	
17 H	BYU	0	3	30 A	Dayton	0	3	67 A	VCU	0	3
19 N	Tennessee	0	3	45 N	UNI	0	3	67 H	VCU	0	3
21 A	Purdue	0	3					85 A	Xavier	2	3
								89 A	Maryland	0	3
								104 A	Wyoming	0	3
								109 H	Duquesne	3	1
								112 N	Boston College	1	3
								125 N	Fla. Gulf Coast	0	3
								127 N	Pittsburgh	1	3
								136 N	UMKC	2	3
								162 A	Butler	0	3
								166 A	Saint Louis	3	2
								167 H	Temple	3	2
								183 H	Princeton	0	3
								230 H	New Hampshire	3	1
								235 A	Charlotte	3	1
								235 H	Charlotte	3	0
								250 H	UMBC	3	2
								289 H	La Salle	3	0
								321 N	Bethune-Cookman	3	0
LAST 10 GAMES											
85 A	Xavier	2	3	289 H	La Salle	3	0				
30 A	Dayton	0	3	109 H	Duquesne	3	1				
235 A	Charlotte	3	1	166 A	Saint Louis	3	2				
67 A	VCU	0	3	162 A	Butler	0	3				
167 H	Temple	3	2	67 H	VCU	0	3				

Non-Div. I Games:

George Washington

Average RPI Win: 221		WON-LOST RECORD		WINNING PCT. RANK		LAST 10 GAMES		STRENGTH OF SCHEDULE		OPP. STRENGTH OF SCHEDULE		TEAM RPI		ADJ RPI		CONF. RPI		ADJ CONF. RPI					
Average RPI Loss: 101		13- 11		.54167 146		6- 4		159		164		153		.50177 149		22		22					
DIV. I ONLY		13- 11		.54167 146		6- 4		159		164		153		.50177 149		22		22					
DIV. I NON-CONF.		6- 6		.5 157		1- 0		65		124		113		.53948 110		17		17					
TOTALS		RPI 1-25		RPI 26-50		W-L RECORDS		RPI 51-100		RPI 101-150		RPI 150+											
13- 11		0- 1		0- 1		OVERALL		0- 4		2- 3		11- 2											
6- 4		0- 0		0- 1		HOME		0- 2		1- 1		5- 0											
3- 6		0- 1		0- 0		AWAY		0- 1		0- 2		3- 2											
4- 1		0- 0		0- 0		NEUTRAL		0- 1		1- 0		3- 0											
6- 6		0- 1		0- 1		NON-CONFERENCE		0- 3		2- 1		4- 0											
1- 3		0- 0		0- 1		HOME		0- 2		1- 0		0- 0											
1- 2		0- 1		0- 0		AWAY		0- 0		0- 1		1- 0											
4- 1		0- 0		0- 0		NEUTRAL		0- 1		1- 0		3- 0											
7- 5		0- 0		0- 0		CONFERENCE		0- 1		0- 2		7- 2											
5- 1		0- 0		0- 0		HOME		0- 0		0- 1		5- 0											
2- 4		0- 0		0- 0		AWAY		0- 1		0- 1		2- 2											
0- 0		0- 0		0- 0		NEUTRAL		0- 0		0- 0		0- 0											
RPI	S	Opponent		Score		RPI	S	Opponent		Score		RPI	S	Opponent		Score							
23	A	Arkansas		1	3	44	H	Arizona St.		1	3	53	H	Fresno St.		2	3						
												56	A	Tulsa		2	3						
												60	H	Idaho St.		0	3						
												62	N	Baylor		0	3						
														103 H New Mexico St.		3	2						
														106 A UTSA		2	3						
														116 A Rice		0	3						
														116 H Rice		2	3						
														147 N Houston Baptist		3	0						
														169 H UAB		3	0						
														189 A SMU		1	3						
														205 A Houston		3	0						
														205 H Houston		3	0						
														207 N Belmont		3	0						
														214 A UCF		3	0						
														248 H Memphis		3	1						
														253 N La.-Monroe		3	0						
														258 N Binghamton		3	0						
														270 H Southern Miss.		3	1						
														285 A Tulane		1	3						
														285 H Tulane		3	2						
														311 A Ark.-Pine Bluff		3	0						
LAST 10 GAMES																							
285 H Tulane						3 2						205 A Houston						3 0					
116 H Rice						2 3						116 A Rice						0 3					
205 H Houston						3 0						248 H Memphis						3 1					
189 A SMU						1 3						169 H UAB						3 0					
56 A Tulsa						2 3						103 H New Mexico St.						3 2					

Non-Div. I Games:

UTEP

Average RPI Win: 223		WON-LOST	WINNING	LAST 10	STRENGTH OF		OPP. STRENGTH	TEAM	ADJ	CONF.	ADJ CONF.						
Average RPI Loss: 158		RECORD	PCT. RANK	GAMES	SCHEDULE		OF SCHEDULE	RPI	RPI	RPI	RPI						
DIV. I ONLY		17- 10	.62963	101	7- 3		166	242	136	.50077	150	21	21				
DIV. I NON-CONF.		9- 5	.64286	99	0- 0		187	234	133	.5078	138	24	24				

TOTALS		RPI 1-25		RPI 26-50		W-L RECORDS		RPI 51-100		RPI 101-150		RPI 150+					
17- 10		0- 0		0- 0		OVERALL		0- 2		0- 4		17- 4					
7- 1		0- 0		0- 0		HOME		0- 0		0- 1		7- 0					
4- 7		0- 0		0- 0		AWAY		0- 2		0- 3		4- 2					
6- 2		0- 0		0- 0		NEUTRAL		0- 0		0- 0		6- 2					
9- 5		0- 0		0- 0		NON-CONFERENCE		0- 2		0- 1		9- 2					
2- 0		0- 0		0- 0		HOME		0- 0		0- 0		2- 0					
1- 3		0- 0		0- 0		AWAY		0- 2		0- 1		1- 0					
6- 2		0- 0		0- 0		NEUTRAL		0- 0		0- 0		6- 2					
8- 5		0- 0		0- 0		CONFERENCE		0- 0		0- 3		8- 2					
5- 1		0- 0		0- 0		HOME		0- 0		0- 1		5- 0					
3- 4		0- 0		0- 0		AWAY		0- 0		0- 2		3- 2					
0- 0		0- 0		0- 0		NEUTRAL		0- 0		0- 0		0- 0					
RPI	S	Opponent	Score	RPI	S	Opponent	Score	RPI	S	Opponent	Score	RPI	S	Opponent	Score		
								65	A	Clemson	0 3	111	A	Alabama	0 3		
								91	A	South Carolina	2 3	115	A	Lipscomb	0 3		
												115	H	Lipscomb	1 3		
												125	A	Fla. Gulf Coast	0 3		
												160	A	Northern Ky.	3 2		
												160	H	Northern Ky.	3 2		
												163	N	Akron	3 1		
												167	N	Temple	3 0		
												171	H	Marshall	3 1		
												174	H	North Florida	3 1		
												202	A	Presbyterian	3 0		
												208	N	Austin Peay	0 3		
												213	A	Kennesaw St.	3 0		
												235	N	Charlotte	3 1		
												236	H	Jacksonville	3 0		
												241	N	Lamar	1 3		
												243	A	Mercer	0 3		
												243	H	Mercer	3 1		
												252	N	Chattanooga	3 0		
												259	H	Western Caro.	3 0		
												264	A	USC Upstate	2 3		
												264	H	USC Upstate	3 0		
												269	N	UNC Asheville	3 2		
												314	N	Alabama St.	3 2		
												316	A	Stetson	3 2		

LAST 10 GAMES																	
						160	A	Northern Ky.	3 2	236	H	Jacksonville	3 0	269	N	UNC Asheville	3 2
						115	A	Lipscomb	0 3	243	H	Mercer	3 1	314	N	Alabama St.	3 2
						264	A	USC Upstate	2 3	115	H	Lipscomb	1 3	316	A	Stetson	3 2
						213	A	Kennesaw St.	3 0	160	H	Northern Ky.	3 2				
						174	H	North Florida	3 1	316	A	Stetson	3 2				

Non-Div. I Games:

East Tenn. St.

Average RPI Win: 215		WON-LOST	WINNING	LAST 10	STRENGTH OF		OPP. STRENGTH	TEAM	ADJ	CONF.	ADJ CONF.
Average RPI Loss: 102		RECORD	PCT. RANK	GAMES	SCHEDULE		OF SCHEDULE	RPI	RPI	RPI	RPI
DIV. I ONLY		13- 9	.59091	117	5- 5		189	172	146	.50073	151
DIV. I NON-CONF.		6- 2	.75	59	0- 0		181	198	100	.54813	98
TOTALS		RPI 1-25	RPI 26-50		W-L RECORDS		RPI 51-100		RPI 101-150		RPI 150+
13- 9	0- 0	0- 2		OVERALL		1- 5		2- 0		10- 2	
4- 4	0- 0	0- 0		HOME		1- 2		1- 0		2- 2	
5- 4	0- 0	0- 1		AWAY		0- 3		1- 0		4- 0	
4- 1	0- 0	0- 1		NEUTRAL		0- 0		0- 0		4- 0	
6- 2	0- 0	0- 2		NON-CONFERENCE		0- 0		0- 0		6- 0	
0- 0	0- 0	0- 0		HOME		0- 0		0- 0		0- 0	
2- 1	0- 0	0- 1		AWAY		0- 0		0- 0		2- 0	
4- 1	0- 0	0- 1		NEUTRAL		0- 0		0- 0		4- 0	
7- 7	0- 0	0- 0		CONFERENCE		1- 5		2- 0		4- 2	
4- 4	0- 0	0- 0		HOME		1- 2		1- 0		2- 2	
3- 3	0- 0	0- 0		AWAY		0- 3		1- 0		2- 0	
0- 0	0- 0	0- 0		NEUTRAL		0- 0		0- 0		0- 0	
RPI S	Opponent	Score	RPI S	Opponent	Score	RPI S	Opponent	Score	RPI S	Opponent	Score
			37 N	Santa Clara	2 3	60 H	Idaho St.	3 2	140 A	North Dakota	3 2
			49 A	Ohio	0 3	73 A	Northern Ariz.	0 3	140 H	North Dakota	3 2
						79 A	Portland St.	1 3	163 A	Akron	3 1
						79 H	Portland St.	1 3	187 N	Niagara	3 2
						95 A	Northern Colo.	1 3	192 H	Sacramento St.	1 3
						95 H	Northern Colo.	0 3	207 N	Belmont	3 0
									219 N	Western Ill.	3 2
									223 H	Montana	2 3
									233 A	Southern Utah	3 1
									255 H	Weber St.	3 0
									277 A	SIU Edwardsville	3 1
									297 A	Eastern Wash.	3 0
									297 H	Eastern Wash.	3 2
									322 N	Quinnipiac	3 0
LAST 10 GAMES											
			297 A	Eastern Wash.	3 0	192 H	Sacramento St.	1 3			
			79 A	Portland St.	1 3	233 A	Southern Utah	3 1			
			140 H	North Dakota	3 2	73 A	Northern Ariz.	0 3			
			95 H	Northern Colo.	0 3	255 H	Weber St.	3 0			
			223 H	Montana	2 3	60 H	Idaho St.	3 2			

Non-Div. I Games:

Montana St.

Average RPI Win: 257		WON-LOST RECORD		WINNING PCT. RANK		LAST 10 GAMES		STRENGTH OF SCHEDULE		OPP. STRENGTH OF SCHEDULE		TEAM RPI		ADJ RPI		CONF. RPI		ADJ CONF. RPI	
DIV. I ONLY		17- 7		.70833 50		8- 2		280		236		154		.50003 152		28		27	
DIV. I NON-CONF.		9- 5		.64286 99		1- 0		255		179		149		.50152 146		26		26	
TOTALS		RPI 1-25		RPI 26-50		W-L RECORDS		RPI 51-100		RPI 101-150		RPI 150+							
17- 7		0- 0		0- 0		OVERALL		0- 3		1- 1		16- 3							
10- 4		0- 0		0- 0		HOME		0- 1		1- 1		9- 2							
4- 1		0- 0		0- 0		AWAY		0- 1		0- 0		4- 0							
3- 2		0- 0		0- 0		NEUTRAL		0- 1		0- 0		3- 1							
9- 5		0- 0		0- 0		NON-CONFERENCE		0- 3		1- 1		8- 1							
5- 2		0- 0		0- 0		HOME		0- 1		1- 1		4- 0							
1- 1		0- 0		0- 0		AWAY		0- 1		0- 0		1- 0							
3- 2		0- 0		0- 0		NEUTRAL		0- 1		0- 0		3- 1							
8- 2		0- 0		0- 0		CONFERENCE		0- 0		0- 0		8- 2							
5- 2		0- 0		0- 0		HOME		0- 0		0- 0		5- 2							
3- 0		0- 0		0- 0		AWAY		0- 0		0- 0		3- 0							
0- 0		0- 0		0- 0		NEUTRAL		0- 0		0- 0		0- 0							
RPI S	Opponent	Score		RPI S	Opponent	Score		RPI S	Opponent	Score		RPI S	Opponent	Score					
								67 H	VCU	1	3	107 H	Indiana	1	3				
								69 A	TCU	1	3	142 H	Albany (NY)	3	0				
								99 N	A&M-Corpus Christi	0	3	153 N	Denver	0	3				
												173 N	Air Force	3	1				
												189 N	SMU	3	1				
												197 A	American	3	2				
												197 H	American	0	3				
												212 H	Lehigh	3	0				
												217 H	Colgate	1	3				
												245 H	Stony Brook	3	2				
												266 H	Manhattan	3	0				
												268 A	Navy	3	1				
												268 H	Navy	3	0				
												274 H	Sacred Heart	3	0				
												281 A	Marist	3	0				
												294 H	Bucknell	3	0				
												296 H	Lafayette	3	0				
												307 N	Citadel	3	0				
												315 A	Holy Cross	3	0				
												315 H	Holy Cross	3	0				
												322 H	Quinnipiac	3	0				
LAST 10 GAMES																			
								315 A	Holy Cross	3	0	212 H	Lehigh	3	0				
								266 H	Manhattan	3	0	315 H	Holy Cross	3	0				
								197 H	American	0	3	217 H	Colgate	1	3				
								268 H	Navy	3	0	294 H	Bucknell	3	0				
								296 H	Lafayette	3	0	268 A	Navy	3	1				

Non-Div. I Games:

Army

[illegible]

Non-Div. I Games:

Denver

Average RPI Win: 282		WON-LOST RECORD		WINNING PCT. RANK		LAST 10 GAMES		STRENGTH OF SCHEDULE		OPP. STRENGTH OF SCHEDULE		TEAM RPI		ADJ RPI		CONF. RPI		ADJ CONF. RPI					
DIV. I ONLY		19- 7		.73077 45		10- 0		293		270		164		.49868 154		31		31					
DIV. I NON-CONF.		7- 7		.5 157		0- 0		163		144		160		.49496 157		31		31					
TOTALS		RPI 1-25		RPI 26-50		W-L RECORDS		RPI 51-100		RPI 101-150		RPI 150+											
19- 7		0- 1		0- 0		OVERALL		0- 3		0- 2		19- 1											
7- 2		0- 0		0- 0		HOME		0- 1		0- 1		7- 0											
9- 2		0- 1		0- 0		AWAY		0- 1		0- 0		9- 0											
3- 3		0- 0		0- 0		NEUTRAL		0- 1		0- 1		3- 1											
7- 7		0- 1		0- 0		NON-CONFERENCE		0- 3		0- 2		7- 1											
1- 2		0- 0		0- 0		HOME		0- 1		0- 1		1- 0											
3- 2		0- 1		0- 0		AWAY		0- 1		0- 0		3- 0											
3- 3		0- 0		0- 0		NEUTRAL		0- 1		0- 1		3- 1											
12- 0		0- 0		0- 0		CONFERENCE		0- 0		0- 0		12- 0											
6- 0		0- 0		0- 0		HOME		0- 0		0- 0		6- 0											
6- 0		0- 0		0- 0		AWAY		0- 0		0- 0		6- 0											
0- 0		0- 0		0- 0		NEUTRAL		0- 0		0- 0		0- 0											
RPI	S	Opponent		Score		RPI	S	Opponent		Score		RPI	S	Opponent		Score							
8	A	Minnesota		0 3								68	A	San Francisco		0 3							
												74	N	Cal St. Northridge		2 3							
												89	H	Maryland		0 3							
												113	H	St. John's (NY)		2 3							
												142	N	Albany (NY)		2 3							
												156	N	High Point		2 3							
												198	A	Hofstra		3 1							
												229	N	Miami (OH)		3 0							
												231	A	UNC Wilmington		3 1							
												245	A	Stony Brook		3 1							
												256	H	Central Conn. St.		3 0							
												265	A	Robert Morris		3 0							
												274	A	Sacred Heart		3 0							
												274	H	Sacred Heart		3 2							
												279	H	NJIT		3 1							
												284	A	Saint Francis (PA)		3 0							
												289	N	La Salle		3 1							
												309	N	Delaware St.		3 0							
												312	A	Fairleigh Dickinson		3 1							
												312	H	Fairleigh Dickinson		3 0							
												313	H	Bryant		3 0							
												319	A	St. Francis (NY)		3 0							
												319	H	St. Francis (NY)		3 0							
												322	A	Quinnipiac		3 0							
												322	H	Quinnipiac		3 0							
LAST 10 GAMES																							
319 H St. Francis (NY)						3 0						313 H Bryant						3 0					
312 A Fairleigh Dickinson						3 1						312 H Fairleigh Dickinson						3 0					
322 A Quinnipiac						3 0						265 A Robert Morris						3 0					
274 A Sacred Heart						3 0						284 A Saint Francis (PA)						3 0					
256 H Central Conn. St.						3 0						319 A St. Francis (NY)						3 0					

Non-Div. I Games:

LIU Brooklyn

Average RPI Win:	222	WON-LOST	WINNING	LAST 10	STRENGTH OF	OPP. STRENGTH	TEAM	ADJ	CONF.	ADJ CONF.		
Average RPI Loss:	93	RECORD	PCT. RANK	GAMES	SCHEDULE	OF SCHEDULE	RPI	RPI	RPI	RPI		
DIV. I ONLY		12- 13	.48	181	8- 2	122	129	155	.49576	155	19	19
DIV. I NON-CONF.		6- 10	.375	233	2- 0	146	74	193	.46971	194	19	19
<hr/>												
TOTALS	RPI 1-25	RPI 26-50		W-L RECORDS		RPI 51-100		RPI 101-150		RPI 150+		
12- 13	0- 0	0- 5		OVERALL		1- 4		0- 1		11- 3		
7- 5	0- 0	0- 1		HOME		1- 2		0- 0		6- 2		
3- 5	0- 0	0- 2		AWAY		0- 1		0- 1		3- 1		
2- 3	0- 0	0- 2		NEUTRAL		0- 1		0- 0		2- 0		
<hr/>												
6- 10	0- 0	0- 5		NON-CONFERENCE		0- 2		0- 1		6- 2		
4- 4	0- 0	0- 1		HOME		0- 1		0- 0		4- 2		
0- 3	0- 0	0- 2		AWAY		0- 0		0- 1		0- 0		
2- 3	0- 0	0- 2		NEUTRAL		0- 1		0- 0		2- 0		
<hr/>												
6- 3	0- 0	0- 0		CONFERENCE		1- 2		0- 0		5- 1		
3- 1	0- 0	0- 0		HOME		1- 1		0- 0		2- 0		
3- 2	0- 0	0- 0		AWAY		0- 1		0- 0		3- 1		
0- 0	0- 0	0- 0		NEUTRAL		0- 0		0- 0		0- 0		
<hr/>												
RPI S	Opponent	Score	RPI S	Opponent	Score	RPI S	Opponent	Score	RPI S	Opponent	Score	
			26 H	Texas A&M	0 3	75 A	Towson	0 3	137 A	Virginia	0 3	
			33 N	Western Ky.	0 3	75 H	Towson	1 3	166 N	Saint Louis	3 2	
			38 A	Northwestern	0 3	80 N	Western Mich.	0 3	180 H	Columbia	1 3	
			41 N	California	0 3	85 H	Xavier	0 3	184 H	Penn	2 3	
			50 A	San Diego St.	0 3	98 H	Northeastern	3 2	198 H	Hofstra	3 2	
									199 H	Villanova	3 0	
									200 A	James Madison	0 3	
									204 A	William & Mary	3 0	
									212 N	Lehigh	3 1	
									218 H	Georgetown	3 0	
									231 A	UNC Wilmington	3 2	
									246 H	Georgia St.	3 0	
									280 A	George Mason	3 2	
									303 H	Morgan St.	3 0	
									309 H	Delaware St.	3 0	
<hr/>												
LAST 10 GAMES												
			75 H	Towson	1 3	200 A	James Madison	0 3				
			198 H	Hofstra	3 2	204 A	William & Mary	3 0				
			98 H	Northeastern	3 2	231 A	UNC Wilmington	3 2				
			199 H	Villanova	3 0	309 H	Delaware St.	3 0				
			280 A	George Mason	3 2	246 H	Georgia St.	3 0				

Non-Div. I Games:

Delaware

Average RPI Win:	242	WON-LOST	WINNING	LAST 10	STRENGTH OF	OPP. STRENGTH	TEAM	ADJ	CONF.	ADJ CONF.	
Average RPI Loss:	155	RECORD	PCT. RANK	GAMES	SCHEDULE	OF SCHEDULE	RPI	RPI	RPI	RPI	
DIV. I ONLY	19- 8	.7037	57	7- 3	272	254	148	.49453	156	27	26
DIV. I NON-CONF.	11- 5	.6875	87	0- 0	220	207	127	.51457	129	27	27
<hr/>											
TOTALS	RPI 1-25	RPI 26-50		W-L RECORDS		RPI 51-100		RPI 101-150		RPI 150+	
19- 8	0- 0	1- 0		OVERALL		0- 3		1- 1		17- 4	
9- 2	0- 0	1- 0		HOME		0- 1		1- 0		7- 1	
6- 4	0- 0	0- 0		AWAY		0- 1		0- 1		6- 2	
4- 2	0- 0	0- 0		NEUTRAL		0- 1		0- 0		4- 1	
<hr/>											
11- 5	0- 0	1- 0		NON-CONFERENCE		0- 3		1- 0		9- 2	
4- 1	0- 0	1- 0		HOME		0- 1		1- 0		2- 0	
3- 2	0- 0	0- 0		AWAY		0- 1		0- 0		3- 1	
4- 2	0- 0	0- 0		NEUTRAL		0- 1		0- 0		4- 1	
<hr/>											
8- 3	0- 0	0- 0		CONFERENCE		0- 0		0- 1		8- 2	
5- 1	0- 0	0- 0		HOME		0- 0		0- 0		5- 1	
3- 2	0- 0	0- 0		AWAY		0- 0		0- 1		3- 1	
0- 0	0- 0	0- 0		NEUTRAL		0- 0		0- 0		0- 0	
<hr/>											
RPI S	Opponent	Score	RPI S	Opponent	Score	RPI S	Opponent	Score	RPI S	Opponent	Score
			47 H	Virginia Tech	3 1	55 A	Auburn	0 3	133 H	Wake Forest	3 2
						57 H	Loyola Marymount	1 3	141 A	Liberty	0 3
						82 N	Ga. Southern	1 3	154 N	LIU Brooklyn	3 2
									172 N	Green Bay	0 3
									196 H	UNC Greensboro	3 2
									201 N	Jacksonville St.	3 2
									202 A	Presbyterian	3 2
									216 A	Elon	3 1
									225 A	Davidson	3 0
									231 A	UNC Wilmington	0 3
									247 H	Coastal Caro.	2 3
									251 A	Winthrop	2 3
									269 H	UNC Asheville	3 0
									269 H	UNC Asheville	3 0
									278 A	Radford	3 1
									280 H	George Mason	3 2
									286 H	Gardner-Webb	3 1
									288 H	Charleston So.	3 0
									308 A	Campbell	3 1
									308 H	Campbell	3 1
									309 N	Delaware St.	3 0
									310 N	N.C. Central	3 0
									328 A	N.C. A&T	3 1
<hr/>											
			LAST 10 GAMES								
			286 H	Gardner-Webb	3 1	141 A	Liberty	0 3	328 A	N.C. A&T	3 1
			269 H	UNC Asheville	3 0	278 A	Radford	3 1			
			308 H	Campbell	3 1	288 H	Charleston So.	3 0			
			202 A	Presbyterian	3 2	247 H	Coastal Caro.	2 3			
			251 A	Winthrop	2 3	269 H	UNC Asheville	3 0			

Non-Div. I Games:

High Point

Average RPI Win:		235	WON-LOST RECORD		WINNING PCT. RANK		LAST 10 GAMES		STRENGTH OF SCHEDULE		OPP. STRENGTH OF SCHEDULE		TEAM RPI		ADJ RPI		CONF. RPI		ADJ CONF. RPI				
Average RPI Loss:		52																					
DIV. I ONLY			9- 15		.375 235		1- 9		98		81		170		.49311 157		5		4				
DIV. I NON-CONF.			8- 5		.61538 115		0- 0		226		193		149		.49872 150		5		5				
TOTALS		RPI 1-25		RPI 26-50		W-L RECORDS		RPI 51-100		RPI 101-150		RPI 150+											
9- 15		0- 4		0- 5		OVERALL		1- 4		1- 1		7- 1											
2- 6		0- 1		0- 2		HOME		0- 2		0- 1		2- 0											
1- 8		0- 3		0- 3		AWAY		0- 2		1- 0		0- 0											
6- 1		0- 0		0- 0		NEUTRAL		1- 0		0- 0		5- 1											
8- 5		0- 1		0- 1		NON-CONFERENCE		1- 1		0- 1		7- 1											
2- 1		0- 0		0- 0		HOME		0- 0		0- 1		2- 0											
0- 3		0- 1		0- 1		AWAY		0- 1		0- 0		0- 0											
6- 1		0- 0		0- 0		NEUTRAL		1- 0		0- 0		5- 1											
1- 10		0- 3		0- 4		CONFERENCE		0- 3		1- 0		0- 0											
0- 5		0- 1		0- 2		HOME		0- 2		0- 0		0- 0											
1- 5		0- 2		0- 2		AWAY		0- 1		1- 0		0- 0											
0- 0		0- 0		0- 0		NEUTRAL		0- 0		0- 0		0- 0											
RPI	S	Opponent		Score		RPI	S	Opponent		Score		RPI	S	Opponent		Score							
14	A	Washington		0	3	27	A	St. Mary's (CA)		0	3	57	A	Loyola Marymount		0	3	129	H	South Dakota St.	2	3	
17	A	BYU		0	3	29	H	Pepperdine		0	3	57	H	Loyola Marymount		0	3	144	A	Portland	3	1	
17	H	BYU		0	3	37	A	Santa Clara		1	3	63	A	UNLV		1	3	168	N	Boise St.	0	3	
22	A	San Diego		1	3	37	H	Santa Clara		0	3	68	H	San Francisco		2	3	199	N	Villanova	3	2	
						44	A	Arizona St.		1	3	79	N	Portland St.		3	2	263	H	UC Riverside	3	0	
																		263	N	UC Riverside	3	0	
																		282	N	Fla. Atlantic	3	2	
																		291	N	Texas Southern	3	0	
																		293	N	Prairie View	3	0	
																		297	H	Eastern Wash.	3	0	
						LAST 10 GAMES																	
						57	A	Loyola Marymount		0	3	22	A	San Diego		1	3						
						17	H	BYU		0	3	37	H	Santa Clara		0	3						
						29	H	Pepperdine		0	3	68	H	San Francisco		2	3						
						57	H	Loyola Marymount		0	3	144	A	Portland		3	1						
						27	A	St. Mary's (CA)		0	3	17	A	BYU		0	3						

Non-Div. I Games:

Gonzaga

Average RPI Win: 237		WON-LOST	WINNING	LAST 10	STRENGTH OF		OPP. STRENGTH	TEAM	ADJ	CONF.	ADJ CONF.
Average RPI Loss: 135		RECORD	PCT. RANK	GAMES	SCHEDULE		OF SCHEDULE	RPI	RPI	RPI	RPI
DIV. I ONLY		15- 9	.625	103	228		195	152	.49302	158	18
DIV. I NON-CONF.		8- 5	.61538	115	268		186	174	.47931	178	20
TOTALS		RPI 1-25	RPI 26-50		W-L RECORDS		RPI 51-100		RPI 101-150		RPI 150+
15- 9	0- 1	0- 1		OVERALL		1- 2		1- 1		13- 4	
6- 4	0- 0	0- 0		HOME		0- 1		0- 1		6- 2	
6- 1	0- 1	0- 0		AWAY		1- 0		1- 0		4- 0	
3- 4	0- 0	0- 1		NEUTRAL		0- 1		0- 0		3- 2	
8- 5	0- 1	0- 1		NON-CONFERENCE		0- 1		0- 0		8- 2	
3- 0	0- 0	0- 0		HOME		0- 0		0- 0		3- 0	
2- 1	0- 1	0- 0		AWAY		0- 0		0- 0		2- 0	
3- 4	0- 0	0- 1		NEUTRAL		0- 1		0- 0		3- 2	
7- 4	0- 0	0- 0		CONFERENCE		1- 1		1- 1		5- 2	
3- 4	0- 0	0- 0		HOME		0- 1		0- 1		3- 2	
4- 0	0- 0	0- 0		AWAY		1- 0		1- 0		2- 0	
0- 0	0- 0	0- 0		NEUTRAL		0- 0		0- 0		0- 0	
RPI S	Opponent	Score		RPI S	Opponent	Score		RPI S	Opponent	Score	
1 A	Stanford	1	3	37 N	Santa Clara	0	3	71 N	Pacific	0	3
								93 A	Cleveland St.	3	0
								93 H	Cleveland St.	1	3
								139 A	Valparaiso	3	2
								139 H	Valparaiso	1	3
								172 H	Green Bay	3	2
								176 H	Ill.-Chicago	1	3
								187 N	Niagara	3	0
								203 A	Youngstown St.	3	1
								203 H	Youngstown St.	2	3
								215 H	Milwaukee	3	2
								219 N	Western Ill.	0	3
								226 H	DePaul	3	1
								264 H	USC Upstate	3	1
								266 N	Manhattan	3	0
								277 N	SIU Edwardsville	1	3
								287 A	Indiana St.	3	1
								289 A	La Salle	3	0
								294 N	Bucknell	3	0
								298 A	Wright St.	3	2
								298 H	Wright St.	3	1
								317 H	Chicago St.	3	0
LAST 10 GAMES											
				93 H	Cleveland St.	1	3	172 H	Green Bay	3	2
				203 H	Youngstown St.	2	3	215 H	Milwaukee	3	2
				298 A	Wright St.	3	2	203 A	Youngstown St.	3	1
				139 A	Valparaiso	3	2	93 A	Cleveland St.	3	0
				176 H	Ill.-Chicago	1	3	139 H	Valparaiso	1	3

Non-Div. I Games:

Loyola Chicago

Average RPI Win: 203		WON-LOST RECORD		WINNING PCT. RANK		LAST 10 GAMES		STRENGTH OF SCHEDULE		OPP. STRENGTH OF SCHEDULE		TEAM RPI		ADJ RPI		CONF. RPI		ADJ CONF. RPI	
DIV. I ONLY		18- 9		.66667 67		4- 6		256		190		144		.49167 159		14		14	
DIV. I NON-CONF.		9- 4		.69231 80		0- 1		294		224		161		.48354 174		18		18	
TOTALS		RPI 1-25		RPI 26-50		W-L RECORDS		RPI 51-100		RPI 101-150		RPI 150+							
18- 9		0- 0		0- 0		OVERALL		1- 3		4- 1		13- 5							
8- 3		0- 0		0- 0		HOME		1- 1		2- 0		5- 2							
6- 4		0- 0		0- 0		AWAY		0- 2		1- 1		5- 1							
4- 2		0- 0		0- 0		NEUTRAL		0- 0		1- 0		3- 2							
9- 4		0- 0		0- 0		NON-CONFERENCE		0- 0		2- 1		7- 3							
2- 1		0- 0		0- 0		HOME		0- 0		0- 0		2- 1							
3- 1		0- 0		0- 0		AWAY		0- 0		1- 1		2- 0							
4- 2		0- 0		0- 0		NEUTRAL		0- 0		1- 0		3- 2							
9- 5		0- 0		0- 0		CONFERENCE		1- 3		2- 0		6- 2							
6- 2		0- 0		0- 0		HOME		1- 1		2- 0		3- 1							
3- 3		0- 0		0- 0		AWAY		0- 2		0- 0		3- 1							
0- 0		0- 0		0- 0		NEUTRAL		0- 0		0- 0		0- 0							
RPI S	Opponent	Score		RPI S	Opponent	Score		RPI S	Opponent	Score		RPI S	Opponent	Score					
								70 H	Central Ark.	2	3	107 N	Indiana	3	2				
								94 A	Sam Houston St.	0	3	114 H	Northwestern St.	3	1				
								94 H	Sam Houston St.	3	2	128 H	Oral Roberts	3	0				
								99 A	A&M-Corpus Christi	0	3	140 A	North Dakota	3	1				
												147 A	Houston Baptist	1	3				
												162 A	Butler	3	0				
												170 N	South Dakota	3	2				
												172 N	Green Bay	2	3				
												186 A	Nicholls St.	3	2				
												186 H	Nicholls St.	3	1				
												211 A	Texas-Arlington	3	0				
												219 N	Western Ill.	0	3				
												241 A	Lamar	3	1				
												241 H	Lamar	3	1				
												244 A	Southeastern La.	2	3				
												244 H	Southeastern La.	2	3				
												253 H	La.-Monroe	1	3				
												262 N	Tex.-Pan American	3	2				
												265 H	Robert Morris	3	0				
												270 H	Southern Miss.	3	1				
												276 A	McNeese St.	3	0				
												276 H	McNeese St.	3	1				
												325 N	Savannah St.	3	0				
						LAST 10 GAMES													
						186 A Nicholls St.		3	2										
						244 A Southeastern La.		2	3										
						241 H Lamar		3	1										
						276 H McNeese St.		3	1										
						147 A Houston Baptist		1	3										
						244 H Southeastern La.		2	3										
						186 H Nicholls St.		3	1										
						99 A A&M-Corpus Christi		0	3										
						94 A Sam Houston St.		0	3										
						70 H Central Ark.		2	3										

Average RPI Win: 256		WON-LOST	WINNING	LAST 10	STRENGTH OF		OPP. STRENGTH	TEAM	ADJ	CONF.	ADJ CONF.
Average RPI Loss: 163		RECORD	PCT. RANK	GAMES	SCHEDULE		OF SCHEDULE	RPI	RPI	RPI	RPI
DIV. I ONLY		21- 6	.77778	33	6- 4		309	266	165	.49073	160
DIV. I NON-CONF.		13- 1	.92857	11	1- 0		327	296	176	.48308	175
TOTALS		RPI 1-25	RPI 26-50		W-L RECORDS		RPI 51-100		RPI 101-150		RPI 150+
21- 6	0- 0	0- 0		OVERALL		1- 0		0- 4		20- 2	
5- 3	0- 0	0- 0		HOME		0- 0		0- 3		5- 0	
9- 2	0- 0	0- 0		AWAY		1- 0		0- 1		8- 1	
7- 1	0- 0	0- 0		NEUTRAL		0- 0		0- 0		7- 1	
13- 1	0- 0	0- 0		NON-CONFERENCE		1- 0		0- 0		12- 1	
1- 0	0- 0	0- 0		HOME		0- 0		0- 0		1- 0	
5- 0	0- 0	0- 0		AWAY		1- 0		0- 0		4- 0	
7- 1	0- 0	0- 0		NEUTRAL		0- 0		0- 0		7- 1	
8- 5	0- 0	0- 0		CONFERENCE		0- 0		0- 4		8- 1	
4- 3	0- 0	0- 0		HOME		0- 0		0- 3		4- 0	
4- 2	0- 0	0- 0		AWAY		0- 0		0- 1		4- 1	
0- 0	0- 0	0- 0		NEUTRAL		0- 0		0- 0		0- 0	
RPI S	Opponent	Score	RPI S	Opponent	Score	RPI S	Opponent	Score	RPI S	Opponent	Score
						92 A	Morehead St.	3 1	115 H	Lipscomb	2 3
									125 H	Fla. Gulf Coast	1 3
									150 A	East Tenn. St.	2 3
									150 H	East Tenn. St.	2 3
									163 N	Akron	3 1
									174 A	North Florida	1 3
									174 H	North Florida	3 1
									213 A	Kennesaw St.	3 0
									227 N	Evansville	3 1
									236 A	Jacksonville	3 2
									236 H	Jacksonville	3 1
									242 A	Harvard	3 0
									243 A	Mercer	3 0
									249 H	Eastern Ky.	3 0
									259 A	Western Caro.	3 1
									264 A	USC Upstate	3 1
									264 H	USC Upstate	3 0
									266 N	Manhattan	2 3
									290 N	Alabama A&M	3 0
									298 A	Wright St.	3 0
									313 A	Bryant	3 0
									315 N	Holy Cross	3 0
									316 H	Stetson	3 0
									326 N	Saint Peter's	3 0
									327 N	Providence	3 0
									328 N	N.C. A&T	3 1
LAST 10 GAMES											
						150 H	East Tenn. St.	2 3	125 H	Fla. Gulf Coast	1 3
						264 H	USC Upstate	3 0	316 H	Stetson	3 0
						249 H	Eastern Ky.	3 0	264 A	USC Upstate	3 1
						174 A	North Florida	1 3	150 A	East Tenn. St.	2 3
						236 A	Jacksonville	3 2	213 A	Kennesaw St.	3 0

Non-Div. I Games:

Northern Ky.

Average RPI Win: 220		WON-LOST	WINNING	LAST 10	STRENGTH OF		OPP. STRENGTH	TEAM	ADJ	CONF.	ADJ CONF.
Average RPI Loss: 116		RECORD	PCT. RANK	GAMES	SCHEDULE		OF SCHEDULE	RPI	RPI	RPI	RPI
DIV. I ONLY		14- 11	.56	137	4- 6		217	156	167	.4906	162
DIV. I NON-CONF.		10- 4	.71429	72	0- 0		307	185	171	.48586	168
TOTALS		RPI 1-25	RPI 26-50		W-L RECORDS		RPI 51-100		RPI 101-150		RPI 150+
14- 11	0- 0	0- 2		OVERALL		0- 3		3- 3		11- 3	
5- 5	0- 0	0- 1		HOME		0- 1		2- 2		3- 1	
6- 5	0- 0	0- 1		AWAY		0- 2		1- 1		5- 1	
3- 1	0- 0	0- 0		NEUTRAL		0- 0		0- 0		3- 1	
10- 4	0- 0	0- 0		NON-CONFERENCE		0- 0		2- 2		8- 2	
4- 2	0- 0	0- 0		HOME		0- 0		1- 1		3- 1	
3- 1	0- 0	0- 0		AWAY		0- 0		1- 1		2- 0	
3- 1	0- 0	0- 0		NEUTRAL		0- 0		0- 0		3- 1	
4- 7	0- 0	0- 2		CONFERENCE		0- 3		1- 1		3- 1	
1- 3	0- 0	0- 1		HOME		0- 1		1- 1		0- 0	
3- 4	0- 0	0- 1		AWAY		0- 2		0- 0		3- 1	
0- 0	0- 0	0- 0		NEUTRAL		0- 0		0- 0		0- 0	
RPI S	Opponent	Score	RPI S	Opponent	Score	RPI S	Opponent	Score	RPI S	Opponent	Score
			30 A Dayton	1 3	67 A VCU	0 3	107 H Indiana	3 1			
			30 H Dayton	1 3	85 A Xavier	0 3	109 H Duquesne	1 3			
					85 H Xavier	0 3	127 A Pittsburgh	0 3			
							130 A IUPUI	3 2			
							132 H UC Davis	0 3			
							148 H George Washington	3 0			
							159 H Stephen F. Austin	0 3			
							166 A Saint Louis	1 3			
							181 H Southeast Mo. St.	3 2			
							219 H Western Ill.	3 1			
							220 H Kent St.	3 0			
							221 A Rhode Island	3 0			
							226 A DePaul	3 2			
							235 A Charlotte	3 1			
							247 N Coastal Caro.	3 2			
							260 N Eastern Ill.	3 0			
							272 A Fordham	3 0			
							287 N Indiana St.	1 3			
							298 A Wright St.	3 0			
							320 N Howard	3 0			
LAST 10 GAMES											
			221 A Rhode Island	3 0	235 A Charlotte	3 1					
			272 A Fordham	3 0	166 A Saint Louis	1 3					
			30 H Dayton	1 3	109 H Duquesne	1 3					
			85 H Xavier	0 3	148 H George Washington	3 0					
			67 A VCU	0 3	85 A Xavier	0 3					

Non-Div. I Games:

Butler

Average RPI Win: 237		WON-LOST RECORD	WINNING PCT. RANK		LAST 10 GAMES	STRENGTH OF SCHEDULE	OPP. STRENGTH OF SCHEDULE	TEAM RPI	ADJ RPI	CONF. RPI	ADJ CONF. RPI	
Average RPI Loss: 117												
DIV. I ONLY		14- 10	.58333	122	6- 4	236	196	172	.48928	163	11	11
DIV. I NON-CONF.		7- 5	.58333	131	0- 0	253	286	191	.47108	192	11	11
<hr/>												
TOTALS		RPI 1-25		RPI 26-50		W-L RECORDS		RPI 51-100		RPI 101-150		RPI 150+
14- 10		0- 0		0- 1		OVERALL		0- 3		2- 3		12- 3
9- 2		0- 0		0- 0		HOME		0- 1		2- 0		7- 1
3- 5		0- 0		0- 1		AWAY		0- 2		0- 2		3- 0
2- 3		0- 0		0- 0		NEUTRAL		0- 0		0- 1		2- 2
7- 5		0- 0		0- 0		NON-CONFERENCE		0- 1		0- 1		7- 3
4- 1		0- 0		0- 0		HOME		0- 0		0- 0		4- 1
1- 1		0- 0		0- 0		AWAY		0- 1		0- 0		1- 0
2- 3		0- 0		0- 0		NEUTRAL		0- 0		0- 1		2- 2
7- 5		0- 0		0- 1		CONFERENCE		0- 2		2- 2		5- 0
5- 1		0- 0		0- 0		HOME		0- 1		2- 0		3- 0
2- 4		0- 0		0- 1		AWAY		0- 1		0- 2		2- 0
0- 0		0- 0		0- 0		NEUTRAL		0- 0		0- 0		0- 0
RPI	S	Opponent	Score	RPI	S	Opponent	Score	RPI	S	Opponent	Score	
				49	A	Ohio	0 3	64	H	Bowling Green	0 3	101 H Eastern Mich. 3 1
								80	A	Western Mich.	1 3	121 A Ball St. 1 3
								91	A	South Carolina	0 3	134 A Northern Ill. 2 3
												135 H Central Mich. 3 1
												150 N East Tenn. St. 1 3
												151 H Montana St. 1 3
												160 N Northern Ky. 1 3
												167 N Temple 0 3
												203 H Youngstown St. 3 1
												210 H Toledo 3 1
												220 A Kent St. 3 0
												229 H Miami (OH) 3 2
												234 A Buffalo 3 0
												234 H Buffalo 3 0
												258 H Binghamton 3 2
												269 N UNC Asheville 3 1
												277 H SIU Edwardsville 3 0
												313 A Bryant 3 0
												315 N Holy Cross 3 0
												322 H Quinnipiac 3 0
<hr/>												
				LAST 10 GAMES								
				210	H	Toledo	3 1	80	A	Western Mich.	1 3	
				234	A	Buffalo	3 0	220	A	Kent St.	3 0	
				135	H	Central Mich.	3 1	49	A	Ohio	0 3	
				101	H	Eastern Mich.	3 1	229	H	Miami (OH)	3 2	
				134	A	Northern Ill.	2 3	64	H	Bowling Green	0 3	

Non-Div. I Games:

Akron

Average RPI Win: 202		WON-LOST	WINNING	LAST 10	STRENGTH OF		OPP. STRENGTH	TEAM	ADJ	CONF.	ADJ CONF.
Average RPI Loss: 117		RECORD	PCT. RANK	GAMES	SCHEDULE		OF SCHEDULE	RPI	RPI	RPI	RPI
DIV. I ONLY		11- 12	.47826 187	6- 4	140		123	163	.48903 164	15	16
DIV. I NON-CONF.		4- 8	.33333 242	0- 0	145		101	223	.45544 219	14	14
TOTALS		RPI 1-25	RPI 26-50	W-L RECORDS	RPI 51-100		RPI 101-150		RPI 150+		
11- 12	0- 1		0- 1	OVERALL	0- 3		2- 4		9- 3		
3- 2	0- 0		0- 0	HOME	0- 0		1- 2		2- 0		
5- 5	0- 1		0- 1	AWAY	0- 2		1- 0		4- 1		
3- 5	0- 0		0- 0	NEUTRAL	0- 1		0- 2		3- 2		
4- 8	0- 1		0- 0	NON-CONFERENCE	0- 3		0- 2		4- 2		
0- 0	0- 0		0- 0	HOME	0- 0		0- 0		0- 0		
1- 3	0- 1		0- 0	AWAY	0- 2		0- 0		1- 0		
3- 5	0- 0		0- 0	NEUTRAL	0- 1		0- 2		3- 2		
7- 4	0- 0		0- 1	CONFERENCE	0- 0		2- 2		5- 1		
3- 2	0- 0		0- 0	HOME	0- 0		1- 2		2- 0		
4- 2	0- 0		0- 1	AWAY	0- 0		1- 0		3- 1		
0- 0	0- 0		0- 0	NEUTRAL	0- 0		0- 0		0- 0		
RPI S	Opponent	Score	RPI S	Opponent	Score	RPI S	Opponent	Score	RPI S	Opponent	Score
25 A	Oklahoma	0 3	33 A	Western Ky.	0 3	78 A	Southern Ill.	0 3	101 N	Eastern Mich.	1 3
						84 N	New Mexico	2 3	120 H	North Texas	3 2
						96 A	Missouri St.	1 3	126 A	Arkansas St.	3 2
									126 H	Arkansas St.	0 3
									128 N	Oral Roberts	2 3
									138 H	Troy	1 3
									175 A	Middle Tenn.	3 2
									178 H	South Ala.	3 1
									186 N	Nicholls St.	3 0
									189 N	SMU	2 3
									194 A	La.-Lafayette	0 3
									195 A	FIU	3 2
									208 N	Austin Peay	2 3
									208 N	Austin Peay	3 2
									248 A	Memphis	3 0
									253 H	La.-Monroe	3 0
									254 N	UT Martin	3 1
									282 A	Fla. Atlantic	3 2
			LAST 10 GAMES								
			126 A	Arkansas St.	3 2	138 H	Troy	1 3			
			33 A	Western Ky.	0 3	178 H	South Ala.	3 1			
			175 A	Middle Tenn.	3 2	120 H	North Texas	3 2			
			126 H	Arkansas St.	0 3	253 H	La.-Monroe	3 0			
			194 A	La.-Lafayette	0 3	282 A	Fla. Atlantic	3 2			

Non-Div. I Games:

UALR

Average RPI Win:		199	WON-LOST RECORD		WINNING PCT. RANK		LAST 10 GAMES		STRENGTH OF SCHEDULE		OPP. STRENGTH OF SCHEDULE		TEAM RPI		ADJ RPI		CONF. RPI		ADJ CONF. RPI	
DIV. I ONLY			10- 15		.4 220		5- 5		107		103		174		.48901 165		12		12	
DIV. I NON-CONF.			4- 8		.33333 242		1- 1		123		50		188		.47879 179		15		13	
TOTALS		RPI 1-25		RPI 26-50		W-L RECORDS		RPI 51-100		RPI 101-150		RPI 150+								
10- 15		0- 2		0- 1		OVERALL		0- 4		2- 7		8- 1								
4- 5		0- 0		0- 0		HOME		0- 1		1- 3		3- 1								
3- 7		0- 1		0- 0		AWAY		0- 3		1- 3		2- 0								
3- 3		0- 1		0- 1		NEUTRAL		0- 0		0- 1		3- 0								
4- 8		0- 2		0- 1		NON-CONFERENCE		0- 2		0- 3		4- 0								
1- 1		0- 0		0- 0		HOME		0- 0		0- 1		1- 0								
0- 4		0- 1		0- 0		AWAY		0- 2		0- 1		0- 0								
3- 3		0- 1		0- 1		NEUTRAL		0- 0		0- 1		3- 0								
6- 7		0- 0		0- 0		CONFERENCE		0- 2		2- 4		4- 1								
3- 4		0- 0		0- 0		HOME		0- 1		1- 2		2- 1								
3- 3		0- 0		0- 0		AWAY		0- 1		1- 2		2- 0								
0- 0		0- 0		0- 0		NEUTRAL		0- 0		0- 0		0- 0								
RPI	S	Opponent		Score		RPI	S	Opponent		Score		RPI	S	Opponent		Score				
8	A	Minnesota		0	3	39	N	Wichita St.		0	3	59	A	Wisconsin		0	3			
25	N	Oklahoma		0	3							61	A	IPFW		2	3			
												61	H	IPFW		2	3			
												95	A	Northern Colo.		0	3			
												103	N	New Mexico St.		1	3			
												119	A	Oakland		3	1			
												119	H	Oakland		1	3			
												129	A	South Dakota St.		1	3			
												130	A	IUPUI		1	3			
												130	H	IUPUI		1	3			
												134	A	Northern Ill.		2	3			
												136	H	UMKC		3	1			
												140	H	North Dakota		0	3			
												170	H	South Dakota		3	0			
												173	N	Air Force		3	1			
												215	N	Milwaukee		3	2			
												219	A	Western Ill.		3	1			
												219	H	Western Ill.		2	3			
												238	A	Neb. Omaha		3	0			
												238	H	Neb. Omaha		3	0			
												239	H	Drake		3	1			
												239	N	Drake		3	1			
LAST 10 GAMES																				
119 H Oakland						1	3	238 H Neb. Omaha						3	0					
61 H IPFW						2	3	140 H North Dakota						0	3					
219 A Western Ill.						3	1	136 H UMKC						3	1					
130 A IUPUI						1	3	170 H South Dakota						3	0					
239 H Drake						3	1	61 A IPFW						2	3					

Non-Div. I Games:

North Dakota St.

Average RPI Win:		210	WON-LOST RECORD		WINNING PCT. RANK		LAST 10 GAMES		STRENGTH OF SCHEDULE		OPP. STRENGTH OF SCHEDULE		TEAM RPI		ADJ RPI		CONF. RPI		ADJ CONF. RPI	
Average RPI Loss:		91																		
DIV. I ONLY			9- 17		.34615 253		4- 6		64		111		160		.48862 166		13		13	
DIV. I NON-CONF.			6- 9		.4 215		1- 1		78		91		142		.50269 143		13		15	
TOTALS		RPI 1-25		RPI 26-50		W-L RECORDS		RPI 51-100		RPI 101-150		RPI 150+								
9- 17		0- 1		0- 5		OVERALL		0- 5		1- 3		8- 3								
5- 8		0- 0		0- 2		HOME		0- 2		1- 3		4- 1								
4- 6		0- 1		0- 2		AWAY		0- 2		0- 0		4- 1								
0- 3		0- 0		0- 1		NEUTRAL		0- 1		0- 0		0- 1								
6- 9		0- 1		0- 3		NON-CONFERENCE		0- 2		1- 1		5- 2								
4- 4		0- 0		0- 1		HOME		0- 1		1- 1		3- 1								
2- 2		0- 1		0- 1		AWAY		0- 0		0- 0		2- 0								
0- 3		0- 0		0- 1		NEUTRAL		0- 1		0- 0		0- 1								
3- 8		0- 0		0- 2		CONFERENCE		0- 3		0- 2		3- 1								
1- 4		0- 0		0- 1		HOME		0- 1		0- 2		1- 0								
2- 4		0- 0		0- 1		AWAY		0- 2		0- 0		2- 1								
0- 0		0- 0		0- 0		NEUTRAL		0- 0		0- 0		0- 0								
RPI S	Opponent		Score		RPI S	Opponent		Score		RPI S	Opponent		Score		RPI S	Opponent		Score		
3	A	Nebraska	0 3		30	A	Dayton	0 3		67	A	VCU	1 3		109	H	Duquesne	2 3		
					30	H	Dayton	0 3		78	H	Southern Ill.	1 3		131	H	South Fla.	0 3		
					34	N	Notre Dame	0 3		80	N	Western Mich.	0 3		139	H	Valparaiso	3 1		
					37	H	Santa Clara	0 3		85	A	Xavier	1 3		148	H	George Washington	2 3		
					38	A	Northwestern	0 3		85	H	Xavier	0 3		155	N	Delaware	2 3		
														162	H	Butler	3 1			
														178	H	South Ala.	3 0			
														181	H	Southeast Mo. St.	3 1			
														219	H	Western Ill.	0 3			
														221	A	Rhode Island	2 3			
														227	H	Evansville	3 1			
														232	A	Bradley	3 1			
														235	A	Charlotte	3 0			
														260	A	Eastern Ill.	3 1			
														272	A	Fordham	3 0			
LAST 10 GAMES																				
					272	A	Fordham	3 0		235	A	Charlotte	3 0							
					221	A	Rhode Island	2 3		67	A	VCU	1 3							
					260	A	Eastern Ill.	3 1		162	H	Butler	3 1							
					85	H	Xavier	0 3		219	H	Western Ill.	0 3							
					30	H	Dayton	0 3		148	H	George Washington	2 3							

Non-Div. I Games:

Saint Louis

Average RPI Win: 186		WON-LOST RECORD		WINNING PCT. RANK		LAST 10 GAMES		STRENGTH OF SCHEDULE		OPP. STRENGTH OF SCHEDULE		TEAM RPI		ADJ RPI		CONF. RPI		ADJ CONF. RPI	
DIV. I ONLY		12- 12		.5 167		5- 5		181		86		166		.48781 168		7		7	
DIV. I NON-CONF.		8- 7		.53333 154		1- 0		245		88		179		.47405 184		8		8	
TOTALS		RPI 1-25		RPI 26-50		W-L RECORDS		RPI 51-100		RPI 101-150		RPI 150+							
12- 12		0- 1		1- 3		OVERALL		0- 4		2- 1		9- 3							
7- 2		0- 0		1- 0		HOME		0- 2		1- 0		5- 0							
2- 7		0- 1		0- 2		AWAY		0- 1		0- 1		2- 2							
3- 3		0- 0		0- 1		NEUTRAL		0- 1		1- 0		2- 1							
8- 7		0- 1		0- 2		NON-CONFERENCE		0- 1		2- 0		6- 3							
4- 0		0- 0		0- 0		HOME		0- 0		1- 0		3- 0							
1- 4		0- 1		0- 1		AWAY		0- 0		0- 0		1- 2							
3- 3		0- 0		0- 1		NEUTRAL		0- 1		1- 0		2- 1							
4- 5		0- 0		1- 1		CONFERENCE		0- 3		0- 1		3- 0							
3- 2		0- 0		1- 0		HOME		0- 2		0- 0		2- 0							
1- 3		0- 0		0- 1		AWAY		0- 1		0- 1		1- 0							
0- 0		0- 0		0- 0		NEUTRAL		0- 0		0- 0		0- 0							
RPI S	Opponent	Score		RPI S	Opponent	Score		RPI S	Opponent	Score		RPI S	Opponent	Score					
14 A	Washington	0	3	27 N	St. Mary's (CA)	0	3	53 H	Fresno St.	2	3	104 A	Wyoming	1	3				
				42 A	Colorado St.	0	3	63 H	UNLV	2	3	123 H	UC Irvine	3	1				
				48 A	Arizona	0	3	79 N	Portland St.	2	3	123 N	UC Irvine	3	0				
				50 H	San Diego St.	3	1	84 A	New Mexico	2	3	157 N	Gonzaga	3	0				
												173 A	Air Force	3	0				
												173 H	Air Force	3	0				
												182 A	CSU Bakersfield	3	1				
												190 H	San Jose St.	3	2				
												192 A	Sacramento St.	1	3				
												197 N	American	1	3				
												224 H	Nevada	3	2				
												233 H	Southern Utah	3	0				
												237 A	Seattle	2	3				
												297 H	Eastern Wash.	3	0				
												303 N	Morgan St.	3	0				
				LAST 10 GAMES															
				173 A	Air Force	3	0	182 A	CSU Bakersfield	3	1								
				104 A	Wyoming	1	3	84 A	New Mexico	2	3								
				42 A	Colorado St.	0	3	173 H	Air Force	3	0								
				224 H	Nevada	3	2	63 H	UNLV	2	3								
				50 H	San Diego St.	3	1	53 H	Fresno St.	2	3								

Non-Div. I Games:

Boise St.

Average RPI Win: 228		WON-LOST	WINNING	LAST 10	STRENGTH OF		OPP. STRENGTH	TEAM	ADJ	CONF.	ADJ CONF.												
Average RPI Loss: 105		RECORD	PCT. RANK	GAMES	SCHEDULE		OF SCHEDULE	RPI	RPI	RPI	RPI												
DIV. I ONLY		16- 12	.57143	130	240		135	171	.48565	169	22												
DIV. I NON-CONF.		8- 8	.5	157	174		79	154	.49606	155	17												
<hr/>																							
TOTALS		RPI 1-25		RPI 26-50		W-L RECORDS		RPI 51-100		RPI 101-150		RPI 150+											
16- 12		0- 1		0- 1		OVERALL		0- 5		1- 3		15- 2											
8- 1		0- 0		0- 0		HOME		0- 0		0- 1		8- 0											
3- 7		0- 1		0- 1		AWAY		0- 2		0- 1		3- 2											
5- 4		0- 0		0- 0		NEUTRAL		0- 3		1- 1		4- 0											
8- 8		0- 1		0- 1		NON-CONFERENCE		0- 4		1- 1		7- 1											
3- 0		0- 0		0- 0		HOME		0- 0		0- 0		3- 0											
0- 4		0- 1		0- 1		AWAY		0- 1		0- 0		0- 1											
5- 4		0- 0		0- 0		NEUTRAL		0- 3		1- 1		4- 0											
8- 4		0- 0		0- 0		CONFERENCE		0- 1		0- 2		8- 1											
5- 1		0- 0		0- 0		HOME		0- 0		0- 1		5- 0											
3- 3		0- 0		0- 0		AWAY		0- 1		0- 1		3- 1											
0- 0		0- 0		0- 0		NEUTRAL		0- 0		0- 0		0- 0											
RPI	S	Opponent		Score		RPI	S	Opponent		Score		RPI	S	Opponent		Score							
21	A	Purdue		0 3		34	A	Notre Dame		1 3		56	A	Tulsa		0 3							
												64	N	Bowling Green		1 3							
												65	N	Clemson		0 3							
												91	A	South Carolina		1 3							
												97	N	Furman		2 3							
												106	N	UTSA		2 3							
												116	H	Rice		2 3							
												132	N	UC Davis		3 1							
												149	A	UTEP		0 3							
												171	A	Marshall		3 2							
												175	A	Middle Tenn.		0 3							
												175	H	Middle Tenn.		3 1							
												189	H	SMU		3 2							
												201	N	Jacksonville St.		3 0							
												205	H	Houston		3 2							
												214	H	UCF		3 2							
												234	N	Buffalo		3 0							
												246	H	Georgia St.		3 1							
												248	A	Memphis		3 2							
												248	H	Memphis		3 1							
												249	N	Eastern Ky.		3 0							
												251	N	Winthrop		3 0							
												270	H	Southern Miss.		3 0							
												285	A	Tulane		2 3							
												290	H	Alabama A&M		3 0							
												318	A	East Carolina		3 0							
<hr/>																							
LAST 10 GAMES																							
56 A Tulsa						0 3						214 H UCF						3 2					
189 H SMU						3 2						270 H Southern Miss.						3 0					
318 A East Carolina						3 0						290 H Alabama A&M						3 0					
171 A Marshall						3 2						248 H Memphis						3 1					
175 H Middle Tenn.						3 1						248 A Memphis						3 2					

Non-Div. I Games:

UAB

Average RPI Win:	219	WON-LOST RECORD	WINNING PCT. RANK	LAST 10 GAMES	STRENGTH OF SCHEDULE	OPP. STRENGTH OF SCHEDULE	TEAM RPI	ADJ RPI	CONF. RPI	ADJ CONF. RPI	
DIV. I ONLY		11- 14	.44 202	4- 6	92	225	161	.48402	170	12	12
DIV. I NON-CONF.		6- 6	.5 157	0- 1	105	288	147	.49435	159	15	13
<hr/>											
TOTALS	RPI 1-25	RPI 26-50		W-L RECORDS		RPI 51-100		RPI 101-150		RPI 150+	
11- 14	0- 0	0- 1		OVERALL		0- 3		3- 5		8- 5	
1- 5	0- 0	0- 0		HOME		0- 1		0- 3		1- 1	
4- 6	0- 0	0- 1		AWAY		0- 2		3- 2		1- 1	
6- 3	0- 0	0- 0		NEUTRAL		0- 0		0- 0		6- 3	
<hr/>											
6- 6	0- 0	0- 1		NON-CONFERENCE		0- 1		0- 1		6- 3	
0- 0	0- 0	0- 0		HOME		0- 0		0- 0		0- 0	
0- 3	0- 0	0- 1		AWAY		0- 1		0- 1		0- 0	
6- 3	0- 0	0- 0		NEUTRAL		0- 0		0- 0		6- 3	
<hr/>											
5- 8	0- 0	0- 0		CONFERENCE		0- 2		3- 4		2- 2	
1- 5	0- 0	0- 0		HOME		0- 1		0- 3		1- 1	
4- 3	0- 0	0- 0		AWAY		0- 1		3- 1		1- 1	
0- 0	0- 0	0- 0		NEUTRAL		0- 0		0- 0		0- 0	
<hr/>											
RPI S	Opponent	Score	RPI S	Opponent	Score	RPI S	Opponent	Score	RPI S	Opponent	Score
			32 A	Creighton	1 3	61 A	IPFW	2 3	119 A	Oakland	3 1
						61 H	IPFW	1 3	119 H	Oakland	1 3
						70 A	Central Ark.	1 3	129 A	South Dakota St.	3 2
									130 A	IUPUI	1 3
									130 H	IUPUI	1 3
									136 A	UMKC	3 1
									136 H	UMKC	2 3
									140 A	North Dakota	0 3
									159 N	Stephen F. Austin	2 3
									165 A	North Dakota St.	0 3
									172 N	Green Bay	0 3
									201 N	Jacksonville St.	2 3
									201 N	Jacksonville St.	3 2
									219 A	Western Ill.	3 1
									219 H	Western Ill.	0 3
									228 N	Tennessee St.	3 1
									238 H	Neb. Omaha	3 1
									244 N	Southeastern La.	3 0
									273 N	Jackson St.	3 1
									311 N	Ark.-Pine Bluff	3 0
									316 N	Stetson	3 0
<hr/>											
			LAST 10 GAMES								
			136 A	UMKC	3 1	130 H	IUPUI	1 3			
			238 H	Neb. Omaha	3 1	129 A	South Dakota St.	3 2			
			61 A	IPFW	2 3	165 A	North Dakota St.	0 3			
			119 A	Oakland	3 1	136 H	UMKC	2 3			
			219 H	Western Ill.	0 3	32 A	Creighton	1 3			

Non-Div. I Games:

South Dakota

Average RPI Win: 223		WON-LOST RECORD		WINNING PCT. RANK		LAST 10 GAMES		STRENGTH OF SCHEDULE		OPP. STRENGTH OF SCHEDULE		TEAM RPI		ADJ RPI		CONF. RPI		ADJ CONF. RPI	
DIV. I ONLY		16- 10		.61538 106		5- 5		245		201		159		.48076 171		22		22	
DIV. I NON-CONF.		10- 4		.71429 72		0- 0		121		173		85		.56141 88		17		17	
TOTALS		RPI 1-25		RPI 26-50		W-L RECORDS		RPI 51-100		RPI 101-150		RPI 150+							
16- 10		0- 1		0- 0		OVERALL		1- 2		3- 2		12- 5							
9- 2		0- 0		0- 0		HOME		1- 0		2- 0		6- 2							
3- 6		0- 1		0- 0		AWAY		0- 1		0- 1		3- 3							
4- 2		0- 0		0- 0		NEUTRAL		0- 1		1- 1		3- 0							
10- 4		0- 1		0- 0		NON-CONFERENCE		1- 1		2- 2		7- 0							
5- 0		0- 0		0- 0		HOME		1- 0		1- 0		3- 0							
1- 2		0- 1		0- 0		AWAY		0- 0		0- 1		1- 0							
4- 2		0- 0		0- 0		NEUTRAL		0- 1		1- 1		3- 0							
6- 6		0- 0		0- 0		CONFERENCE		0- 1		1- 0		5- 5							
4- 2		0- 0		0- 0		HOME		0- 0		1- 0		3- 2							
2- 4		0- 0		0- 0		AWAY		0- 1		0- 0		2- 3							
0- 0		0- 0		0- 0		NEUTRAL		0- 0		0- 0		0- 0							
RPI S	Opponent	Score		RPI S	Opponent	Score		RPI S	Opponent	Score		RPI S	Opponent	Score					
7 A	Louisville	0 3						56 A	Tulsa	0 3		116 H	Rice	3 0					
								58 N	Duke	0 3		117 N	Samford	0 3					
								92 H	Morehead St.	3 2		130 H	IUPUI	3 2					
												141 N	Liberty	3 0					
												150 A	East Tenn. St.	1 3					
												169 H	UAB	2 3					
												189 A	SMU	3 2					
												205 A	Houston	1 3					
												214 A	UCF	1 3					
												214 H	UCF	3 2					
												220 A	Kent St.	3 0					
												229 H	Miami (OH)	3 2					
												247 N	Coastal Caro.	3 0					
												248 H	Memphis	2 3					
												249 H	Eastern Ky.	3 0					
												250 N	UMBC	3 1					
												270 A	Southern Miss.	0 3					
												270 H	Southern Miss.	3 2					
												284 N	Saint Francis (PA)	3 0					
												298 H	Wright St.	3 0					
												318 A	East Carolina	3 1					
												318 H	East Carolina	3 1					
LAST 10 GAMES																			
214 A	UCF	1 3		116 H	Rice	3 0		214 H	UCF	3 2		318 H	East Carolina	3 1					
270 A	Southern Miss.	0 3		318 H	East Carolina	3 1		270 H	Southern Miss.	3 2									
248 H	Memphis	2 3		270 H	Southern Miss.	3 2													
169 H	UAB	2 3		214 H	UCF	3 2													
205 A	Houston	1 3		189 A	SMU	3 2													

Non-Div. I Games:

Marshall

Average RPI Win: 227		WON-LOST	WINNING	LAST 10	STRENGTH OF		OPP. STRENGTH	TEAM	ADJ	CONF.	ADJ CONF.
Average RPI Loss: 133		RECORD	PCT. RANK	GAMES	SCHEDULE		OF SCHEDULE	RPI	RPI	RPI	RPI
DIV. I ONLY		13- 11	.54167	146	5- 5		199	203	175	.48035	172
DIV. I NON-CONF.		9- 5	.64286	99	2- 0		240	194	146	.50205	144
TOTALS		RPI 1-25	RPI 26-50		W-L RECORDS		RPI 51-100		RPI 101-150		RPI 150+
13- 11	0- 0	0- 0		OVERALL		0- 3		0- 5		13- 3	
5- 4	0- 0	0- 0		HOME		0- 2		0- 2		5- 0	
3- 7	0- 0	0- 0		AWAY		0- 1		0- 3		3- 3	
5- 0	0- 0	0- 0		NEUTRAL		0- 0		0- 0		5- 0	
9- 5	0- 0	0- 0		NON-CONFERENCE		0- 1		0- 4		9- 0	
2- 2	0- 0	0- 0		HOME		0- 1		0- 1		2- 0	
2- 3	0- 0	0- 0		AWAY		0- 0		0- 3		2- 0	
5- 0	0- 0	0- 0		NEUTRAL		0- 0		0- 0		5- 0	
4- 6	0- 0	0- 0		CONFERENCE		0- 2		0- 1		4- 3	
3- 2	0- 0	0- 0		HOME		0- 1		0- 1		3- 0	
1- 4	0- 0	0- 0		AWAY		0- 1		0- 0		1- 3	
0- 0	0- 0	0- 0		NEUTRAL		0- 0		0- 0		0- 0	
RPI S	Opponent	Score	RPI S	Opponent	Score	RPI S	Opponent	Score	RPI S	Opponent	Score
						55 H	Auburn	0 3	129 A	South Dakota St.	2 3
						93 A	Cleveland St.	0 3	134 A	Northern Ill.	1 3
						93 H	Cleveland St.	1 3	135 H	Central Mich.	0 3
									139 H	Valparaiso	0 3
									140 A	North Dakota	0 3
									156 N	High Point	3 0
									158 A	Loyola Chicago	2 3
									159 N	Stephen F. Austin	3 2
									170 N	South Dakota	3 0
									176 A	Ill.-Chicago	0 3
									203 A	Youngstown St.	3 2
									203 H	Youngstown St.	3 2
									215 A	Milwaukee	2 3
									215 H	Milwaukee	3 1
									225 A	Davidson	3 2
									226 A	DePaul	3 2
									232 N	Bradley	3 2
									239 H	Drake	3 0
									298 H	Wright St.	3 0
									310 N	N.C. Central	3 0
									317 H	Chicago St.	3 0
LAST 10 GAMES											
						215 H	Milwaukee	3 1	317 H	Chicago St.	3 0
						93 A	Cleveland St.	0 3	158 A	Loyola Chicago	2 3
						203 A	Youngstown St.	3 2	176 A	Ill.-Chicago	0 3
						298 H	Wright St.	3 0	215 A	Milwaukee	2 3
						139 H	Valparaiso	0 3	226 A	DePaul	3 2

Non-Div. I Games:

Green Bay

Average RPI Win:	201	WON-LOST RECORD	WINNING PCT. RANK	LAST 10 GAMES	STRENGTH OF SCHEDULE	OPP. STRENGTH OF SCHEDULE	TEAM RPI	ADJ RPI	CONF. RPI	ADJ CONF. RPI	
DIV. I ONLY		8- 15	.34783 249	3- 7	91	112	182	.47968 173	7	7	
DIV. I NON-CONF.		6- 8	.42857 200	1- 0	102	142	153	.49632 154	8	8	
<hr/>											
TOTALS	RPI 1-25	RPI 26-50	W-L RECORDS		RPI 51-100	RPI 101-150	RPI 150+				
8- 15	0- 2	0- 2	OVERALL		1- 4	1- 3	6- 4				
5- 5	0- 0	0- 1	HOME		1- 2	0- 1	4- 1				
0- 6	0- 0	0- 1	AWAY		0- 2	0- 2	0- 1				
3- 4	0- 2	0- 0	NEUTRAL		0- 0	1- 0	2- 2				
<hr/>											
6- 8	0- 2	0- 0	NON-CONFERENCE		0- 2	1- 2	5- 2				
3- 2	0- 0	0- 0	HOME		0- 1	0- 1	3- 0				
0- 2	0- 0	0- 0	AWAY		0- 1	0- 1	0- 0				
3- 4	0- 2	0- 0	NEUTRAL		0- 0	1- 0	2- 2				
<hr/>											
2- 7	0- 0	0- 2	CONFERENCE		1- 2	0- 1	1- 2				
2- 3	0- 0	0- 1	HOME		1- 1	0- 0	1- 1				
0- 4	0- 0	0- 1	AWAY		0- 1	0- 1	0- 1				
0- 0	0- 0	0- 0	NEUTRAL		0- 0	0- 0	0- 0				
<hr/>											
RPI S	Opponent	Score	RPI S	Opponent	Score	RPI S	Opponent	Score	RPI S	Opponent	Score
17 N	BYU	0 3	42 A	Colorado St.	0 3	53 H	Fresno St.	3 1	104 A	Wyoming	0 3
25 N	Oklahoma	0 3	50 H	San Diego St.	2 3	63 H	UNLV	1 3	116 A	Rice	0 3
						72 H	Colorado	2 3	124 H	Washington St.	1 3
						84 A	New Mexico	0 3	126 N	Arkansas St.	3 1
						95 A	Northern Colo.	1 3	152 N	Army	1 3
						153 H Denver 3 2					
						165 N North Dakota St. 1 3					
						168 A Boise St. 0 3					
						168 H Boise St. 0 3					
						182 H CSU Bakersfield 3 0					
						224 H Nevada 3 1					
						268 N Navy 3 2					
						295 H Norfolk St. 3 0					
						307 N Citadel 3 0					
<hr/>											
LAST 10 GAMES											
168 H Boise St. 0 3						84 A New Mexico 0 3					
42 A Colorado St. 0 3						168 A Boise St. 0 3					
104 A Wyoming 0 3						153 H Denver 3 2					
50 H San Diego St. 2 3						53 H Fresno St. 3 1					
224 H Nevada 3 1						63 H UNLV 1 3					

Non-Div. I Games:

Air Force

Average RPI Win: 235		WON-LOST	WINNING	LAST 10	STRENGTH OF		OPP. STRENGTH	TEAM	ADJ	CONF.	ADJ CONF.
Average RPI Loss: 150		RECORD	PCT. RANK	GAMES	SCHEDULE		OF SCHEDULE	RPI	RPI	RPI	RPI
DIV. I ONLY		16- 11	.59259	114	6- 4		215	253	169	.47817	174
DIV. I NON-CONF.		9- 4	.69231	80	1- 0		296	250	172	.47983	177
TOTALS		RPI 1-25	RPI 26-50		W-L RECORDS		RPI 51-100		RPI 101-150		RPI 150+
16- 11	0- 0	0- 1		OVERALL		1- 1		1- 4		14- 5	
7- 3	0- 0	0- 0		HOME		0- 0		1- 1		6- 2	
7- 5	0- 0	0- 0		AWAY		1- 1		0- 3		6- 1	
2- 3	0- 0	0- 1		NEUTRAL		0- 0		0- 0		2- 2	
9- 4	0- 0	0- 1		NON-CONFERENCE		1- 1		0- 0		8- 2	
4- 0	0- 0	0- 0		HOME		0- 0		0- 0		4- 0	
3- 1	0- 0	0- 0		AWAY		1- 1		0- 0		2- 0	
2- 3	0- 0	0- 1		NEUTRAL		0- 0		0- 0		2- 2	
7- 7	0- 0	0- 0		CONFERENCE		0- 0		1- 4		6- 3	
3- 3	0- 0	0- 0		HOME		0- 0		1- 1		2- 2	
4- 4	0- 0	0- 0		AWAY		0- 0		0- 3		4- 1	
0- 0	0- 0	0- 0		NEUTRAL		0- 0		0- 0		0- 0	
RPI S	Opponent	Score	RPI S	Opponent	Score	RPI S	Opponent	Score	RPI S	Opponent	Score
			31 N	Michigan	1 3	54 A	Missouri	0 3	115 A	Lipscomb	2 3
						86 A	Col. of Charleston	3 2	115 H	Lipscomb	3 1
									125 A	Fla. Gulf Coast	0 3
									125 H	Fla. Gulf Coast	1 3
									150 A	East Tenn. St.	1 3
									160 A	Northern Ky.	1 3
									160 H	Northern Ky.	3 1
									186 N	Nicholls St.	2 3
									202 H	Presbyterian	3 0
									213 A	Kennesaw St.	3 0
									213 H	Kennesaw St.	0 3
									222 H	Florida A&M	3 0
									225 H	Davidson	3 2
									236 A	Jacksonville	3 1
									243 A	Mercer	3 0
									243 H	Mercer	2 3
									248 N	Memphis	0 3
									251 A	Winthrop	3 0
									259 N	Western Caro.	3 1
									264 A	USC Upstate	3 2
									316 H	Stetson	3 0
									321 A	Bethune-Cookman	3 0
									321 H	Bethune-Cookman	3 0
									328 N	N.C. A&T	3 1
			LAST 10 GAMES								
			243 A	Mercer	3 0	321 H	Bethune-Cookman	3 0			
			213 A	Kennesaw St.	3 0	150 A	East Tenn. St.	1 3			
			125 H	Fla. Gulf Coast	1 3	264 A	USC Upstate	3 2			
			160 H	Northern Ky.	3 1	213 H	Kennesaw St.	0 3			
			115 H	Lipscomb	3 1	243 H	Mercer	2 3			

Non-Div. I Games:

North Florida

Average RPI Win:		210	WON-LOST RECORD		WINNING PCT. RANK		LAST 10 GAMES		STRENGTH OF SCHEDULE		OPP. STRENGTH OF SCHEDULE		TEAM RPI		ADJ RPI		CONF. RPI		ADJ CONF. RPI				
DIV. I ONLY			9- 20		.31034 271		5- 5		63		127		178		.47582 175		15		16				
DIV. I NON-CONF.			3- 14		.17647 295		0- 2		15		97		166		.48429 173		14		14				
TOTALS		RPI 1-25		RPI 26-50		W-L RECORDS		RPI 51-100		RPI 101-150		RPI 150+											
9- 20		0- 3		0- 2		OVERALL		1- 5		0- 5		8- 5											
3- 9		0- 0		0- 1		HOME		0- 1		0- 4		3- 3											
4- 7		0- 2		0- 1		AWAY		0- 1		0- 1		4- 2											
2- 4		0- 1		0- 0		NEUTRAL		1- 3		0- 0		1- 0											
3- 14		0- 3		0- 1		NON-CONFERENCE		1- 5		0- 2		2- 3											
1- 4		0- 0		0- 0		HOME		0- 1		0- 2		1- 1											
0- 6		0- 2		0- 1		AWAY		0- 1		0- 0		0- 2											
2- 4		0- 1		0- 0		NEUTRAL		1- 3		0- 0		1- 0											
6- 6		0- 0		0- 1		CONFERENCE		0- 0		0- 3		6- 2											
2- 5		0- 0		0- 1		HOME		0- 0		0- 2		2- 2											
4- 1		0- 0		0- 0		AWAY		0- 0		0- 1		4- 0											
0- 0		0- 0		0- 0		NEUTRAL		0- 0		0- 0		0- 0											
RPI	S	Opponent		Score		RPI	S	Opponent		Score		RPI	S	Opponent		Score							
7	A	Louisville		0	3	33	H	Western Ky.		0	3	63	N	UNLV		0	3	106	H	UTSA	1	3	
16	N	Miami (FL)		1	3	47	A	Virginia Tech		1	3	67	A	VCU		2	3	120	A	North Texas	0	3	
24	A	North Carolina		0	3							75	N	Towson		3	1	126	H	Arkansas St.	1	3	
												76	N	LSU		0	3	132	H	UC Davis	2	3	
												80	N	Western Mich.		0	3	138	H	Troy	0	3	
												97	H	Furman		0	3	164	H	UALR	2	3	
																		169	A	UAB	1	3	
																		169	H	UAB	3	0	
																		178	H	South Ala.	2	3	
																		194	A	La.-Lafayette	3	1	
																		195	A	FIU	3	0	
																		195	H	FIU	3	0	
																		208	A	Austin Peay	2	3	
																		208	H	Austin Peay	0	3	
																		242	N	Harvard	3	2	
																		253	A	La.-Monroe	3	0	
																		282	A	Fla. Atlantic	3	1	
																		282	H	Fla. Atlantic	3	1	
LAST 10 GAMES						LAST 10 GAMES						LAST 10 GAMES											
195 A FIU						3 0						195 H FIU						3 0					
282 A Fla. Atlantic						3 1						282 H Fla. Atlantic						3 1					
126 H Arkansas St.						1 3						208 A Austin Peay						2 3					
164 H UALR						2 3						120 A North Texas						0 3					
169 A UAB						1 3						253 A La.-Monroe						3 0					

Non-Div. I Games:

Middle Tenn.

Average RPI Win: 229		WON-LOST RECORD		WINNING PCT. RANK		LAST 10 GAMES		STRENGTH OF SCHEDULE		OPP. STRENGTH OF SCHEDULE		TEAM RPI		ADJ RPI		CONF. RPI		ADJ CONF. RPI	
DIV. I ONLY		15- 12		.55556 143		7- 3		214		183		173		.47508 176		18		18	
DIV. I NON-CONF.		8- 8		.5 157		2- 0		248		164		206		.45311 221		20		20	
TOTALS		RPI 1-25		RPI 26-50		W-L RECORDS		RPI 51-100		RPI 101-150		RPI 150+							
15- 12		0- 1		0- 1		OVERALL		0- 3		2- 2		13- 5							
8- 4		0- 0		0- 0		HOME		0- 2		2- 1		6- 1							
3- 4		0- 0		0- 0		AWAY		0- 1		0- 1		3- 2							
4- 4		0- 1		0- 1		NEUTRAL		0- 0		0- 0		4- 2							
8- 8		0- 1		0- 1		NON-CONFERENCE		0- 1		1- 1		7- 4							
3- 3		0- 0		0- 0		HOME		0- 1		1- 1		2- 1							
1- 1		0- 0		0- 0		AWAY		0- 0		0- 0		1- 1							
4- 4		0- 1		0- 1		NEUTRAL		0- 0		0- 0		4- 2							
7- 4		0- 0		0- 0		CONFERENCE		0- 2		1- 1		6- 1							
5- 1		0- 0		0- 0		HOME		0- 1		1- 0		4- 0							
2- 3		0- 0		0- 0		AWAY		0- 1		0- 1		2- 1							
0- 0		0- 0		0- 0		NEUTRAL		0- 0		0- 0		0- 0							
RPI S	Opponent	Score		RPI S	Opponent	Score		RPI S	Opponent	Score		RPI S	Opponent	Score					
2 N	Penn St.	0 3		43 N	Oregon St.	0 3		61 H	IPFW	0 3		101 H	Eastern Mich.	1 3					
								93 A	Cleveland St.	0 3		134 H	Northern Ill.	3 1					
								93 H	Cleveland St.	1 3		139 A	Valparaiso	1 3					
												139 H	Valparaiso	3 1					
												158 A	Loyola Chicago	3 1					
												172 H	Green Bay	3 0					
												194 N	La.-Lafayette	3 2					
												203 A	Youngstown St.	2 3					
												203 H	Youngstown St.	3 0					
												207 N	Belmont	1 3					
												209 N	Syracuse	2 3					
												211 H	Texas-Arlington	1 3					
												215 H	Milwaukee	3 2					
												217 A	Colgate	3 0					
												226 N	DePaul	3 0					
												248 A	Memphis	2 3					
												260 H	Eastern Ill.	3 0					
												290 N	Alabama A&M	3 1					
												298 A	Wright St.	3 0					
												298 H	Wright St.	3 1					
												313 N	Bryant	3 0					
												317 H	Chicago St.	3 0					
				LAST 10 GAMES															
				203 H	Youngstown St.	3 0		158 A	Loyola Chicago	3 1									
				93 H	Cleveland St.	1 3		215 H	Milwaukee	3 2									
				317 H	Chicago St.	3 0		172 H	Green Bay	3 0									
				139 A	Valparaiso	1 3		260 H	Eastern Ill.	3 0									
				298 A	Wright St.	3 0		93 A	Cleveland St.	0 3									

Non-Div. I Games:

Ill.-Chicago

Average RPI Win: 226		WON-LOST	WINNING	LAST 10	STRENGTH OF		OPP. STRENGTH	TEAM	ADJ	CONF.	ADJ CONF.
Average RPI Loss: 64		RECORD	PCT. RANK	GAMES	SCHEDULE		OF SCHEDULE	RPI	RPI	RPI	RPI
DIV. I ONLY		4- 18	.18182 300	0- 10	51		45	203	.47491 177	4	5
DIV. I NON-CONF.		4- 5	.44444 194	0- 0	111		146	152	.50092 147	4	4
<hr/>											
TOTALS		RPI 1-25	RPI 26-50		W-L RECORDS		RPI 51-100		RPI 101-150		RPI 150+
4- 18		0- 5	0- 2		OVERALL		1- 8		0- 2		3- 1
2- 7		0- 2	0- 0		HOME		0- 4		0- 0		2- 1
1- 8		0- 3	0- 1		AWAY		0- 4		0- 0		1- 0
1- 3		0- 0	0- 1		NEUTRAL		1- 0		0- 2		0- 0
4- 5		0- 1	0- 1		NON-CONFERENCE		1- 0		0- 2		3- 1
2- 1		0- 0	0- 0		HOME		0- 0		0- 0		2- 1
1- 1		0- 1	0- 0		AWAY		0- 0		0- 0		1- 0
1- 3		0- 0	0- 1		NEUTRAL		1- 0		0- 2		0- 0
0- 13		0- 4	0- 1		CONFERENCE		0- 8		0- 0		0- 0
0- 6		0- 2	0- 0		HOME		0- 4		0- 0		0- 0
0- 7		0- 2	0- 1		AWAY		0- 4		0- 0		0- 0
0- 0		0- 0	0- 0		NEUTRAL		0- 0		0- 0		0- 0
RPI S	Opponent	Score	RPI S	Opponent	Score	RPI S	Opponent	Score	RPI S	Opponent	Score
11 A	Florida	0 3	26 A	Texas A&M	0 3	52 H	Georgia	1 3	112 N	Boston College	1 3
11 H	Florida	0 3	45 N	UNI	0 3	54 A	Missouri	0 3	127 N	Pittsburgh	1 3
13 A	Southern California	0 3				55 A	Auburn	0 3	213 H	Kennesaw St.	2 3
15 A	Kentucky	0 3				55 H	Auburn	0 3	253 H	La.-Monroe	3 1
23 H	Arkansas	0 3				76 A	LSU	0 3	273 H	Jackson St.	3 0
						76 H	LSU	2 3	285 A	Tulane	3 2
						88 A	Ole Miss	1 3			
						91 H	South Carolina	0 3			
						94 N	Sam Houston St.	3 0			
LAST 10 GAMES											
			76 A	LSU	0 3	15 A	Kentucky	0 3			
			11 A	Florida	0 3	26 A	Texas A&M	0 3			
			23 H	Arkansas	0 3	55 A	Auburn	0 3			
			91 H	South Carolina	0 3	11 H	Florida	0 3			
			54 A	Missouri	0 3	76 H	LSU	2 3			

Non-Div. I Games:

Mississippi St.

Average RPI Win:	233	WON-LOST RECORD	WINNING PCT. RANK	LAST 10 GAMES	STRENGTH OF SCHEDULE	OPP. STRENGTH OF SCHEDULE	TEAM RPI	ADJ RPI	CONF. RPI	ADJ CONF. RPI	
DIV. I ONLY	13- 13	.5	167	5- 5	193	184	184	.47484	178	15	16
DIV. I NON-CONF.	7- 8	.46667	178	0- 1	227	216	222	.45568	218	14	14
<hr/>											
TOTALS	RPI 1-25	RPI 26-50		W-L RECORDS	RPI 51-100		RPI 101-150		RPI 150+		
13- 13	0- 0	0- 1		OVERALL	0- 4		1- 5		12- 3		
6- 2	0- 0	0- 0		HOME	0- 0		1- 1		5- 1		
3- 6	0- 0	0- 1		AWAY	0- 1		0- 2		3- 2		
4- 5	0- 0	0- 0		NEUTRAL	0- 3		0- 2		4- 0		
<hr/>											
7- 8	0- 0	0- 0		NON-CONFERENCE	0- 4		0- 2		7- 2		
1- 1	0- 0	0- 0		HOME	0- 0		0- 0		1- 1		
2- 2	0- 0	0- 0		AWAY	0- 1		0- 0		2- 1		
4- 5	0- 0	0- 0		NEUTRAL	0- 3		0- 2		4- 0		
<hr/>											
6- 5	0- 0	0- 1		CONFERENCE	0- 0		1- 3		5- 1		
5- 1	0- 0	0- 0		HOME	0- 0		1- 1		4- 0		
1- 4	0- 0	0- 1		AWAY	0- 0		0- 2		1- 1		
0- 0	0- 0	0- 0		NEUTRAL	0- 0		0- 0		0- 0		
<hr/>											
RPI S	Opponent	Score	RPI S	Opponent	Score	RPI S	Opponent	Score	RPI S	Opponent	Score
			33 A	Western Ky.	0 3	59 N	Wisconsin	1 3	117 N	Samford	1 3
						70 N	Central Ark.	1 3	120 H	North Texas	3 1
						78 N	Southern Ill.	1 3	126 A	Arkansas St.	0 3
						82 A	Ga. Southern	1 3	138 A	Troy	1 3
									138 H	Troy	1 3
									139 N	Valparaiso	1 3
									164 A	UALR	1 3
									166 A	Saint Louis	0 3
									175 A	Middle Tenn.	3 2
									186 H	Nicholls St.	3 0
									194 H	La.-Lafayette	3 1
									195 H	FIU	3 0
									236 N	Jacksonville	3 0
									243 N	Mercer	3 1
									246 A	Georgia St.	3 2
									253 H	La.-Monroe	3 2
									270 A	Southern Miss.	3 0
									273 H	Jackson St.	2 3
									282 H	Fla. Atlantic	3 0
									304 N	Louisiana Tech	3 1
									325 N	Savannah St.	3 0
<hr/>											
LAST 10 GAMES											
	138 H	Troy	1	3	253 H	La.-Monroe	3	2			
	273 H	Jackson St.	2	3	126 A	Arkansas St.	0	3			
	194 H	La.-Lafayette	3	1	164 A	UALR	1	3			
	138 A	Troy	1	3	195 H	FIU	3	0			
	120 H	North Texas	3	1	282 H	Fla. Atlantic	3	0			

Non-Div. I Games:

South Ala.

Average RPI Win:	247	WON-LOST	WINNING	LAST 10	STRENGTH OF	OPP. STRENGTH	TEAM	ADJ	CONF.	ADJ CONF.			
Average RPI Loss:	181	RECORD	PCT. RANK	GAMES	SCHEDULE	OF SCHEDULE	RPI	RPI	RPI	RPI			
DIV. I ONLY	17- 10	.62963	101	8- 2	248	265	168	.47478	179	26	28		
DIV. I NON-CONF.	6- 6	.5	157	0- 0	224	189	195	.46377	206	30	29		
<hr/>													
TOTALS	RPI 1-25	RPI 26-50		W-L RECORDS		RPI 51-100		RPI 101-150		RPI 150+			
17- 10	0- 0	0- 0		OVERALL		0- 1		1- 2		16- 7			
9- 2	0- 0	0- 0		HOME		0- 0		1- 0		8- 2			
3- 7	0- 0	0- 0		AWAY		0- 0		0- 2		3- 5			
5- 1	0- 0	0- 0		NEUTRAL		0- 1		0- 0		5- 0			
6- 6	0- 0	0- 0		NON-CONFERENCE		0- 1		1- 2		5- 3			
1- 1	0- 0	0- 0		HOME		0- 0		1- 0		0- 1			
0- 4	0- 0	0- 0		AWAY		0- 0		0- 2		0- 2			
5- 1	0- 0	0- 0		NEUTRAL		0- 1		0- 0		5- 0			
11- 4	0- 0	0- 0		CONFERENCE		0- 0		0- 0		11- 4			
8- 1	0- 0	0- 0		HOME		0- 0		0- 0		8- 1			
3- 3	0- 0	0- 0		AWAY		0- 0		0- 0		3- 3			
0- 0	0- 0	0- 0		NEUTRAL		0- 0		0- 0		0- 0			
RPI	S	Opponent	Score	RPI	S	Opponent	Score	RPI	S	Opponent	Score		
						87 N	Texas Tech	1	3	112 A	Boston College	1	3
										113 A	St. John's (NY)	0	3
										142 H	Albany (NY)	3	1
										183 N	Princeton	3	2
										183 N	Princeton	3	2
										185 A	Canisius	3	0
										185 H	Canisius	1	3
										187 A	Niagara	2	3
										187 H	Niagara	3	1
										191 A	Fairfield	1	3
										191 H	Fairfield	3	1
										198 A	Hofstra	2	3
										217 A	Colgate	0	3
										240 H	Loyola Maryland	3	1
										258 H	Binghamton	1	3
										258 N	Binghamton	3	2
										266 A	Manhattan	2	3
										266 H	Manhattan	3	0
										271 A	Iona	3	2
										271 H	Iona	3	0
										272 N	Fordham	3	0
										281 H	Marist	3	2
										292 H	Rider	3	1
										319 N	St. Francis (NY)	3	0
										326 A	Saint Peter's	3	0
										326 H	Saint Peter's	3	0

Non-Div. I Games:

Siena

Average RPI Win:	238	WON-LOST	WINNING	LAST 10	STRENGTH OF	OPP. STRENGTH	TEAM	ADJ	CONF.	ADJ CONF.					
Average RPI Loss:	137	RECORD	PCT. RANK	GAMES	SCHEDULE	OF SCHEDULE	RPI	RPI	RPI	RPI					
DIV. I ONLY		10- 9	.52632	156	5- 5	206	197	181	.47422	180	23	23			
DIV. I NON-CONF.		5- 4	.55556	143	0- 0	114	135	118	.52415	123	22	22			
<hr/>															
TOTALS	RPI 1-25	RPI 26-50		W-L RECORDS		RPI 51-100		RPI 101-150		RPI 150+					
10- 9	0- 0	0- 1		OVERALL		0- 3		0- 1		10- 4					
6- 2	0- 0	0- 0		HOME		0- 1		0- 0		6- 1					
3- 4	0- 0	0- 0		AWAY		0- 1		0- 0		3- 3					
1- 3	0- 0	0- 1		NEUTRAL		0- 1		0- 1		1- 0					
<hr/>															
5- 4	0- 0	0- 1		NON-CONFERENCE		0- 1		0- 1		5- 1					
3- 0	0- 0	0- 0		HOME		0- 0		0- 0		3- 0					
1- 1	0- 0	0- 0		AWAY		0- 0		0- 0		1- 1					
1- 3	0- 0	0- 1		NEUTRAL		0- 1		0- 1		1- 0					
<hr/>															
5- 5	0- 0	0- 0		CONFERENCE		0- 2		0- 0		5- 3					
3- 2	0- 0	0- 0		HOME		0- 1		0- 0		3- 1					
2- 3	0- 0	0- 0		AWAY		0- 1		0- 0		2- 2					
0- 0	0- 0	0- 0		NEUTRAL		0- 0		0- 0		0- 0					
<hr/>															
RPI	S	Opponent	Score	RPI	S	Opponent	Score	RPI	S	Opponent	Score				
				26	N	Texas A&M	0 3	81	A	Yale	1 3	141	N	Liberty	1 3
								81	H	Yale	0 3	155	A	Delaware	3 1
								85	N	Xavier	0 3	183	A	Princeton	1 3
												184	A	Penn	0 3
												198	H	Hofstra	3 2
												214	A	UCF	0 3
												217	H	Colgate	3 1
												221	H	Rhode Island	3 0
												236	N	Jacksonville	3 0
												242	H	Harvard	0 3
												257	A	Brown	3 0
												257	H	Brown	3 2
												267	A	Cornell	3 2
												267	H	Cornell	3 0
												306	H	Dartmouth	3 1
<hr/>															
LAST 10 GAMES															
				257	A	Brown	3 0	184	A	Penn	0 3				
				81	A	Yale	1 3	183	A	Princeton	1 3				
				267	A	Cornell	3 2	81	H	Yale	0 3				
				242	H	Harvard	0 3	257	H	Brown	3 2				
				306	H	Dartmouth	3 1	267	H	Cornell	3 0				

Non-Div. I Games:

Columbia

[illegible]

Non-Div. I Games:

Southeast Mo. St.

Average RPI Win:	248	WON-LOST	WINNING	LAST 10	STRENGTH OF	OPP. STRENGTH	TEAM	ADJ	CONF.	ADJ CONF.	
Average RPI Loss:	102	RECORD	PCT. RANK	GAMES	SCHEDULE	OF SCHEDULE	RPI	RPI	RPI	RPI	
DIV. I ONLY	12- 13	.48	181	5- 5	208	188	201	.47111	182	30	29
DIV. I NON-CONF.	12- 13	.48	177	5- 5	197	188	190	.47111	191	29	30
<hr/>											
TOTALS	RPI 1-25	RPI 26-50		W-L RECORDS		RPI 51-100		RPI 101-150		RPI 150+	
12- 13	0- 0	0- 0		OVERALL		0- 7		1- 4		11- 2	
6- 3	0- 0	0- 0		HOME		0- 2		1- 0		5- 1	
3- 6	0- 0	0- 0		AWAY		0- 4		0- 1		3- 1	
3- 4	0- 0	0- 0		NEUTRAL		0- 1		0- 3		3- 0	
<hr/>											
12- 13	0- 0	0- 0		NON-CONFERENCE		0- 7		1- 4		11- 2	
6- 3	0- 0	0- 0		HOME		0- 2		1- 0		5- 1	
3- 6	0- 0	0- 0		AWAY		0- 4		0- 1		3- 1	
3- 4	0- 0	0- 0		NEUTRAL		0- 1		0- 3		3- 0	
<hr/>											
0- 0	0- 0	0- 0		CONFERENCE		0- 0		0- 0		0- 0	
0- 0	0- 0	0- 0		HOME		0- 0		0- 0		0- 0	
0- 0	0- 0	0- 0		AWAY		0- 0		0- 0		0- 0	
0- 0	0- 0	0- 0		NEUTRAL		0- 0		0- 0		0- 0	
<hr/>											
RPI	S	Opponent	Score	RPI	S	Opponent	Score	RPI	S	Opponent	Score
						53 A Fresno St.	0 3	124 N Washington St.		0 3	
						53 H Fresno St.	1 3	124 N Washington St.		1 3	
						57 A Loyola Marymount	0 3	143 N Cal St. Fullerton		1 3	
						63 A UNLV	0 3	145 A Utah Valley		1 3	
						72 A Colorado	2 3	145 H Utah Valley		3 2	
						73 N Northern Ariz.	1 3	161 H UMES		3 1	
						84 H New Mexico	1 3	161 H UMES		3 1	
								168 H Boise St.		1 3	
								173 A Air Force		0 3	
								206 H Cal Poly		3 2	
								224 A Nevada		3 1	
								233 H Southern Utah		3 1	
								294 H Bucknell		3 0	
								295 N Norfolk St.		3 0	
								307 N Citadel		3 0	
								314 A Alabama St.		3 0	
								314 A Alabama St.		3 1	
								317 N Chicago St.		3 0	
<hr/>											
LAST 10 GAMES											
						233 H Southern Utah	3 1	314 A Alabama St.		3 1	
						53 H Fresno St.	1 3	314 A Alabama St.		3 0	
						317 N Chicago St.	3 0	294 H Bucknell		3 0	
						145 A Utah Valley	1 3	168 H Boise St.		1 3	
						53 A Fresno St.	0 3	57 A Loyola Marymount		0 3	

Non-Div. I Games:

CSU Bakersfield

Average RPI Win: 243		WON-LOST	WINNING	LAST 10	STRENGTH OF		OPP. STRENGTH	TEAM	ADJ	CONF.	ADJ CONF.
Average RPI Loss: 153		RECORD	PCT. RANK	GAMES	SCHEDULE		OF SCHEDULE	RPI	RPI	RPI	RPI
DIV. I ONLY		11- 9	.55	145	8- 2		209	231	179	.47009	183
DIV. I NON-CONF.		3- 7	.3	255	0- 0		104	223	226	.44339	232
TOTALS		RPI 1-25	RPI 26-50		W-L RECORDS		RPI 51-100		RPI 101-150		RPI 150+
11- 9	0- 1	0- 0		OVERALL		0- 2		1- 0		10- 6	
4- 2	0- 0	0- 0		HOME		0- 0		0- 0		4- 2	
6- 3	0- 0	0- 0		AWAY		0- 2		1- 0		5- 1	
1- 4	0- 1	0- 0		NEUTRAL		0- 0		0- 0		1- 3	
3- 7	0- 1	0- 0		NON-CONFERENCE		0- 1		1- 0		2- 5	
0- 1	0- 0	0- 0		HOME		0- 0		0- 0		0- 1	
2- 2	0- 0	0- 0		AWAY		0- 1		1- 0		1- 1	
1- 4	0- 1	0- 0		NEUTRAL		0- 0		0- 0		1- 3	
8- 2	0- 0	0- 0		CONFERENCE		0- 1		0- 0		8- 1	
4- 1	0- 0	0- 0		HOME		0- 0		0- 0		4- 1	
4- 1	0- 0	0- 0		AWAY		0- 1		0- 0		4- 0	
0- 0	0- 0	0- 0		NEUTRAL		0- 0		0- 0		0- 0	
RPI S	Opponent	Score		RPI S	Opponent	Score		RPI S	Opponent	Score	
17 N	BYU	0 3						81 A	Yale	1 3	
								100 A	Seton Hall	0 3	
								148 A	George Washington	3 0	
								179 N	Siena	2 3	
								179 N	Siena	2 3	
								180 H	Columbia	3 1	
								184 A	Penn	3 2	
								184 H	Penn	2 3	
								198 A	Hofstra	1 3	
								212 H	Lehigh	2 3	
								217 A	Colgate	3 0	
								230 N	New Hampshire	2 3	
								242 A	Harvard	3 2	
								242 H	Harvard	3 0	
								257 A	Brown	3 0	
								267 H	Cornell	3 1	
								306 A	Dartmouth	3 0	
								306 H	Dartmouth	3 0	
								319 N	St. Francis (NY)	3 1	
				LAST 10 GAMES							
				242 H	Harvard	3	0	267 H	Cornell	3	1
				306 H	Dartmouth	3	0	180 H	Columbia	3	1
				184 H	Penn	2	3	306 A	Dartmouth	3	0
				257 A	Brown	3	0	242 A	Harvard	3	2
				81 A	Yale	1	3	184 A	Penn	3	2

Non-Div. I Games:

Princeton

Average RPI Win: 244		WON-LOST	WINNING	LAST 10	STRENGTH OF		OPP. STRENGTH	TEAM	ADJ	CONF.	ADJ CONF.				
Average RPI Loss: 139		RECORD	PCT. RANK	GAMES	SCHEDULE		OF SCHEDULE	RPI	RPI	RPI	RPI				
DIV. I ONLY		12- 9	.57143	130	7- 3		263	209	185	.46965	184	23	23		
DIV. I NON-CONF.		5- 6	.45455	187	0- 1		172	171	184	.47267	187	22	22		

TOTALS		RPI 1-25		RPI 26-50		W-L RECORDS		RPI 51-100		RPI 101-150		RPI 150+			
12- 9		0- 0		0- 1		OVERALL		0- 3		0- 1		12- 4			
7- 5		0- 0		0- 0		HOME		0- 1		0- 1		7- 3			
4- 3		0- 0		0- 1		AWAY		0- 1		0- 0		4- 1			
1- 1		0- 0		0- 0		NEUTRAL		0- 1		0- 0		1- 0			
5- 6		0- 0		0- 1		NON-CONFERENCE		0- 2		0- 1		5- 2			
3- 4		0- 0		0- 0		HOME		0- 1		0- 1		3- 2			
1- 1		0- 0		0- 1		AWAY		0- 0		0- 0		1- 0			
1- 1		0- 0		0- 0		NEUTRAL		0- 1		0- 0		1- 0			
7- 3		0- 0		0- 0		CONFERENCE		0- 1		0- 0		7- 2			
4- 1		0- 0		0- 0		HOME		0- 0		0- 0		4- 1			
3- 2		0- 0		0- 0		AWAY		0- 1		0- 0		3- 1			
0- 0		0- 0		0- 0		NEUTRAL		0- 0		0- 0		0- 0			
RPI	S	Opponent	Score	RPI	S	Opponent	Score	RPI	S	Opponent	Score	RPI	S	Opponent	Score
				41	A	California	0 3	73	N	Northern Ariz.	1 3	108	H	Rutgers	1 3
								75	H	Towson	2 3	155	A	Delaware	3 2
								81	A	Yale	0 3	167	H	Temple	1 3
												180	H	Columbia	3 0
												183	A	Princeton	3 2
												183	H	Princeton	2 3
												199	H	Villanova	3 0
												242	A	Harvard	2 3
												242	H	Harvard	3 0
												257	A	Brown	3 1
												263	N	UC Riverside	3 0
												267	H	Cornell	3 0
												278	H	Radford	1 3
												280	H	George Mason	3 1
												289	H	La Salle	3 1
												306	A	Dartmouth	3 0
												306	H	Dartmouth	3 0
LAST 10 GAMES				LAST 10 GAMES				LAST 10 GAMES				LAST 10 GAMES			
				306	H	Dartmouth	3 0	180	H	Columbia	3 0				
				242	H	Harvard	3 0	267	H	Cornell	3 0				
				183	A	Princeton	3 2	242	A	Harvard	2 3				
				81	A	Yale	0 3	306	A	Dartmouth	3 0				
				257	A	Brown	3 1	75	H	Towson	2 3				

Non-Div. I Games:

Penn

Average RPI Win:	258	WON-LOST RECORD	WINNING PCT. RANK	LAST 10 GAMES	STRENGTH OF SCHEDULE	OPP. STRENGTH OF SCHEDULE	TEAM RPI	ADJ RPI	CONF. RPI	ADJ CONF. RPI				
DIV. I ONLY	14- 10	.58333	122	7- 3	204	288	176	.46677	185	26	28			
DIV. I NON-CONF.	3- 7	.3	255	0- 0	235	248	268	.39878	264	30	29			
<hr/>														
TOTALS	RPI 1-25	RPI 26-50		W-L RECORDS	RPI 51-100		RPI 101-150		RPI 150+					
14- 10	0- 0	0- 0		OVERALL	0- 2		0- 1		14- 7					
5- 2	0- 0	0- 0		HOME	0- 0		0- 0		5- 2					
6- 4	0- 0	0- 0		AWAY	0- 0		0- 0		6- 4					
3- 4	0- 0	0- 0		NEUTRAL	0- 2		0- 1		3- 1					
<hr/>														
3- 7	0- 0	0- 0		NON-CONFERENCE	0- 2		0- 1		3- 4					
0- 0	0- 0	0- 0		HOME	0- 0		0- 0		0- 0					
0- 3	0- 0	0- 0		AWAY	0- 0		0- 0		0- 3					
3- 4	0- 0	0- 0		NEUTRAL	0- 2		0- 1		3- 1					
<hr/>														
11- 3	0- 0	0- 0		CONFERENCE	0- 0		0- 0		11- 3					
5- 2	0- 0	0- 0		HOME	0- 0		0- 0		5- 2					
6- 1	0- 0	0- 0		AWAY	0- 0		0- 0		6- 1					
0- 0	0- 0	0- 0		NEUTRAL	0- 0		0- 0		0- 0					
<hr/>														
RPI S	Opponent	Score	RPI S	Opponent	Score	RPI S	Opponent	Score	RPI S	Opponent	Score			
						97 N	Furman	0 3	128 N	Oral Roberts	0 3			
						100 N	Seton Hall	0 3	179 A	Siena	3 1			
						179 H	Siena	0 3	187 A	Niagara	1 3			
						187 H	Niagara	1 3	190 N	San Jose St.	3 1			
						191 H	Fairfield	3 2	221 A	Rhode Island	2 3			
						234 A	Buffalo	1 3	240 A	Loyola Maryland	3 2			
						240 H	Loyola Maryland	3 0	243 N	Mercer	1 3			
						264 N	USC Upstate	3 1	266 A	Manhattan	3 1			
						271 H	Iona	3 1	281 A	Marist	3 1			
						281 H	Marist	3 1	288 A	Charleston So.	2 3			
						292 A	Rider	3 0	292 H	Rider	3 0			
						299 N	Hartford	3 0	326 A	Saint Peter's	3 0			
						LAST 10 GAMES								
						240 A	Loyola Maryland	3 2	271 H	Iona	3 1			
						292 A	Rider	3 0	191 H	Fairfield	3 2			
						281 H	Marist	3 1	187 H	Niagara	1 3			
						179 H	Siena	0 3	266 A	Manhattan	3 1			
						187 A	Niagara	1 3	326 A	Saint Peter's	3 0			

Non-Div. I Games:

Canisius

Average RPI Win: 264		WON-LOST	WINNING	LAST 10	STRENGTH OF		OPP. STRENGTH	TEAM	ADJ	CONF.	ADJ CONF.
Average RPI Loss: 105		RECORD	PCT. RANK	GAMES	SCHEDULE		OF SCHEDULE	RPI	RPI	RPI	RPI
DIV. I ONLY		10- 16	.38462	229	4- 6		131	207	207	.46622	186
DIV. I NON-CONF.		5- 6	.45455	187	1- 0		190	236	214	.46238	210
TOTALS		RPI 1-25	RPI 26-50		W-L RECORDS		RPI 51-100		RPI 101-150		RPI 150+
10- 16	0- 0	0- 2		OVERALL		0- 6		0- 4		10- 4	
4- 6	0- 0	0- 0		HOME		0- 3		0- 2		4- 1	
4- 7	0- 0	0- 0		AWAY		0- 3		0- 2		4- 2	
2- 3	0- 0	0- 2		NEUTRAL		0- 0		0- 0		2- 1	
5- 6	0- 0	0- 2		NON-CONFERENCE		0- 2		0- 0		5- 2	
1- 0	0- 0	0- 0		HOME		0- 0		0- 0		1- 0	
2- 3	0- 0	0- 0		AWAY		0- 2		0- 0		2- 1	
2- 3	0- 0	0- 2		NEUTRAL		0- 0		0- 0		2- 1	
5- 10	0- 0	0- 0		CONFERENCE		0- 4		0- 4		5- 2	
3- 6	0- 0	0- 0		HOME		0- 3		0- 2		3- 1	
2- 4	0- 0	0- 0		AWAY		0- 1		0- 2		2- 1	
0- 0	0- 0	0- 0		NEUTRAL		0- 0		0- 0		0- 0	
RPI S	Opponent	Score	RPI S	Opponent	Score	RPI S	Opponent	Score	RPI S	Opponent	Score
			31 N	Michigan	0 3	54 A	Missouri	0 3	114 A	Northwestern St.	0 3
			47 N	Virginia Tech	0 3	70 A	Central Ark.	0 3	114 H	Northwestern St.	2 3
						70 H	Central Ark.	0 3	128 A	Oral Roberts	0 3
						78 A	Southern Ill.	0 3	128 H	Oral Roberts	1 3
						94 H	Sam Houston St.	0 3	159 A	Stephen F. Austin	1 3
						99 H	A&M-Corpus Christi	0 3	159 H	Stephen F. Austin	2 3
									164 N	UALR	0 3
									174 N	North Florida	3 2
									178 A	South Ala.	0 3
									241 A	Lamar	3 2
									241 H	Lamar	3 1
									244 H	Southeastern La.	3 0
									254 N	UT Martin	3 0
									276 A	McNeese St.	3 1
									276 H	McNeese St.	3 1
									302 A	New Orleans	3 1
									302 H	New Orleans	3 2
									329 A	Grambling	3 0
LAST 10 GAMES											
			159 H	Stephen F. Austin	2 3	241 A	Lamar	3 2			
			114 H	Northwestern St.	2 3	114 A	Northwestern St.	0 3			
			276 A	McNeese St.	3 1	159 A	Stephen F. Austin	1 3			
			128 H	Oral Roberts	1 3	244 H	Southeastern La.	3 0			
			70 H	Central Ark.	0 3	329 A	Grambling	3 0			

Non-Div. I Games:

Nicholls St.

Average RPI Win:	258	WON-LOST RECORD	WINNING PCT. RANK	LAST 10 GAMES	STRENGTH OF SCHEDULE	OPP. STRENGTH OF SCHEDULE	TEAM RPI	ADJ RPI	CONF. RPI	ADJ CONF. RPI		
DIV. I ONLY		14- 10	.58333	122	8- 2	219	280	177	.46616	187	26	28
DIV. I NON-CONF.		3- 7	.3	255	0- 0	267	191	274	.39343	268	30	29
<hr/>												
TOTALS	RPI 1-25	RPI 26-50		W-L RECORDS		RPI 51-100		RPI 101-150		RPI 150+		
14- 10	0- 0	0- 1		OVERALL		0- 1		0- 0		14- 8		
6- 1	0- 0	0- 0		HOME		0- 0		0- 0		6- 1		
6- 5	0- 0	0- 1		AWAY		0- 0		0- 0		6- 4		
2- 4	0- 0	0- 0		NEUTRAL		0- 1		0- 0		2- 3		
<hr/>												
3- 7	0- 0	0- 1		NON-CONFERENCE		0- 1		0- 0		3- 5		
0- 0	0- 0	0- 0		HOME		0- 0		0- 0		0- 0		
1- 3	0- 0	0- 1		AWAY		0- 0		0- 0		1- 2		
2- 4	0- 0	0- 0		NEUTRAL		0- 1		0- 0		2- 3		
<hr/>												
11- 3	0- 0	0- 0		CONFERENCE		0- 0		0- 0		11- 3		
6- 1	0- 0	0- 0		HOME		0- 0		0- 0		6- 1		
5- 2	0- 0	0- 0		AWAY		0- 0		0- 0		5- 2		
0- 0	0- 0	0- 0		NEUTRAL		0- 0		0- 0		0- 0		
<hr/>												
RPI	S	Opponent	Score	RPI	S	Opponent	Score	RPI	S	Opponent	Score	
				49	A	Ohio	0 3	91	N	South Carolina	1 3	
										151	N Montana St.	2 3
										158	N Loyola Chicago	0 3
										179	A Siena	1 3
										179	H Siena	3 2
										185	A Canisius	3 1
										185	H Canisius	3 1
										191	H Fairfield	0 3
										207	N Belmont	0 3
										209	A Syracuse	2 3
										240	A Loyola Maryland	3 1
										240	H Loyola Maryland	3 1
										266	A Manhattan	1 3
										268	N Navy	3 2
										271	H Iona	3 0
										280	A George Mason	3 0
										281	A Marist	3 0
										281	H Marist	3 0
										289	A La Salle	2 3
										292	A Rider	3 1
										292	H Rider	3 1
										294	N Bucknell	3 0
										326	A Saint Peter's	3 0
				LAST 10 GAMES								
				292	A	Rider	3 1	191	H	Fairfield	0 3	
				240	A	Loyola Maryland	3 1	271	H	Iona	3 0	
				179	H	Siena	3 2	185	A	Canisius	3 1	
				281	H	Marist	3 0	326	A	Saint Peter's	3 0	
				185	H	Canisius	3 1	266	A	Manhattan	1 3	

Non-Div. I Games:

Niagara

Average RPI Win: 258		WON-LOST RECORD		WINNING PCT. RANK		LAST 10 GAMES		STRENGTH OF SCHEDULE		OPP. STRENGTH OF SCHEDULE		TEAM RPI		ADJ RPI		CONF. RPI		ADJ CONF. RPI	
DIV. I ONLY		8- 16		.33333 254		0- 10		95		122		190		.46585 188		3		3	
DIV. I NON-CONF.		8- 6		.57143 135		0- 1		244		307		199		.45792 216		3		3	
TOTALS		RPI 1-25		RPI 26-50		W-L RECORDS		RPI 51-100		RPI 101-150		RPI 150+							
8- 16		0- 5		0- 1		OVERALL		1- 5		0- 1		7- 4							
7- 8		0- 3		0- 0		HOME		1- 2		0- 1		6- 2							
0- 7		0- 2		0- 1		AWAY		0- 2		0- 0		0- 2							
1- 1		0- 0		0- 0		NEUTRAL		0- 1		0- 0		1- 0							
8- 6		0- 0		0- 0		NON-CONFERENCE		1- 1		0- 1		7- 4							
7- 3		0- 0		0- 0		HOME		1- 0		0- 1		6- 2							
0- 2		0- 0		0- 0		AWAY		0- 0		0- 0		0- 2							
1- 1		0- 0		0- 0		NEUTRAL		0- 1		0- 0		1- 0							
0- 10		0- 5		0- 1		CONFERENCE		0- 4		0- 0		0- 0							
0- 5		0- 3		0- 0		HOME		0- 2		0- 0		0- 0							
0- 5		0- 2		0- 1		AWAY		0- 2		0- 0		0- 0							
0- 0		0- 0		0- 0		NEUTRAL		0- 0		0- 0		0- 0							
RPI	S	Opponent		Score	RPI	S	Opponent		Score	RPI	S	Opponent		Score					
4	H	Texas		0 3	28	A	Iowa St.		0 3	62	A	Baylor		0 3					
10	H	Kansas		1 3						69	H	TCU		2 3					
12	A	Kansas St.		0 3						87	A	Texas Tech		1 3					
12	H	Kansas St.		0 3						87	H	Texas Tech		1 3					
25	A	Oklahoma		1 3						91	N	South Carolina		0 3					
										93	H	Cleveland St.		3 2					

Non-Div. I Games:

West Virginia

SMU		Average RPI Win:	226	WON-LOST RECORD	WINNING PCT. RANK	LAST 10 GAMES	STRENGTH OF SCHEDULE	OPP. STRENGTH OF SCHEDULE	TEAM RPI	ADJ RPI	CONF. RPI	ADJ CONF. RPI
DIV. I ONLY		Average RPI Loss:	102	9- 15	.375 235	5- 5	119	148	196	.46531 189	22	22
DIV. I NON-CONF.				3- 9	.25 268	0- 0	53	86	173	.48532 169	17	17
TOTALS		RPI 1-25		RPI 26-50		W-L RECORDS		RPI 51-100		RPI 101-150		RPI 150+
9- 15	0- 1			0- 1		OVERALL		1- 6		1- 3		7- 4
4- 5	0- 0			0- 1		HOME		0- 2		1- 1		3- 1
2- 7	0- 1			0- 0		AWAY		0- 3		0- 1		2- 2
3- 3	0- 0			0- 0		NEUTRAL		1- 1		0- 1		2- 1
3- 9	0- 1			0- 1		NON-CONFERENCE		1- 4		0- 2		2- 1
0- 3	0- 0			0- 1		HOME		0- 1		0- 1		0- 0
0- 3	0- 1			0- 0		AWAY		0- 2		0- 0		0- 0
3- 3	0- 0			0- 0		NEUTRAL		1- 1		0- 1		2- 1
6- 6	0- 0			0- 0		CONFERENCE		0- 2		1- 1		5- 3
4- 2	0- 0			0- 0		HOME		0- 1		1- 0		3- 1
2- 4	0- 0			0- 0		AWAY		0- 1		0- 1		2- 2
0- 0	0- 0			0- 0		NEUTRAL		0- 0		0- 0		0- 0
RPI S	Opponent	Score	RPI S	Opponent	Score	RPI S	Opponent	Score	RPI S	Opponent	Score	
25 A	Oklahoma	0 3	39 H	Wichita St.	2 3	51 A	Georgia Tech	2 3	116 A	Rice	2 3	
						55 H	Auburn	0 3	143 N	Cal St. Fullerton	0 3	
						56 A	Tulsa	1 3	146 H	Texas St.	0 3	
						56 H	Tulsa	0 3	149 H	UTEP	3 1	
						69 A	TCU	0 3	152 N	Army	1 3	
						84 N	New Mexico	0 3	164 N	UALR	3 2	
						99 N	A&M-Corpus Christi	3 0	169 A	UAB	2 3	
									171 H	Marshall	2 3	
									205 A	Houston	0 3	
									214 A	UCF	3 1	
									248 H	Memphis	3 2	
									270 A	Southern Miss.	3 0	
									285 H	Tulane	3 2	
									288 N	Charleston So.	3 0	
									318 H	East Carolina	3 0	
LAST 10 GAMES												
			248 H	Memphis	3 2		270 A	Southern Miss.	3 0			
			169 A	UAB	2 3		214 A	UCF	3 1			
			56 H	Tulsa	0 3		205 A	Houston	0 3			
			149 H	UTEP	3 1		116 A	Rice	2 3			
			285 H	Tulane	3 2		171 H	Marshall	2 3			

Non-Div. I Games:

SMU

Average RPI Win:	213	WON-LOST RECORD	WINNING PCT. RANK	LAST 10 GAMES	STRENGTH OF SCHEDULE	OPP. STRENGTH OF SCHEDULE	TEAM RPI	ADJ RPI	CONF. RPI	ADJ CONF. RPI		
DIV. I ONLY		12- 12	.5	167	6- 4	235	157	197	.46502	190	17	17
DIV. I NON-CONF.		4- 6	.4	215	0- 0	161	133	204	.4655	203	16	16
<hr/>												
TOTALS	RPI 1-25	RPI 26-50		W-L RECORDS		RPI 51-100		RPI 101-150		RPI 150+		
12- 12	0- 0	0- 0		OVERALL		0- 2		3- 7		9- 3		
6- 2	0- 0	0- 0		HOME		0- 1		2- 1		4- 0		
3- 7	0- 0	0- 0		AWAY		0- 1		0- 4		3- 2		
3- 3	0- 0	0- 0		NEUTRAL		0- 0		1- 2		2- 1		
<hr/>												
4- 6	0- 0	0- 0		NON-CONFERENCE		0- 2		1- 2		3- 2		
0- 1	0- 0	0- 0		HOME		0- 1		0- 0		0- 0		
1- 2	0- 0	0- 0		AWAY		0- 1		0- 0		1- 1		
3- 3	0- 0	0- 0		NEUTRAL		0- 0		1- 2		2- 1		
<hr/>												
8- 6	0- 0	0- 0		CONFERENCE		0- 0		2- 5		6- 1		
6- 1	0- 0	0- 0		HOME		0- 0		2- 1		4- 0		
2- 5	0- 0	0- 0		AWAY		0- 0		0- 4		2- 1		
0- 0	0- 0	0- 0		NEUTRAL		0- 0		0- 0		0- 0		
<hr/>												
RPI	S	Opponent	Score	RPI	S	Opponent	Score	RPI	S	Opponent	Score	
						71 H Pacific	0 3			103 H New Mexico St.	1 3	
						87 A Texas Tech	0 3			105 A Utah St.	0 3	
										106 A UTSA	1 3	
										114 N Northwestern St.	3 0	
										122 A Idaho	1 3	
										122 H Idaho	3 0	
										123 N UC Irvine	1 3	
										128 N Oral Roberts	1 3	
										146 A Texas St.	1 3	
										146 H Texas St.	3 0	
										153 H Denver	3 0	
										168 A Boise St.	2 3	
										185 N Canisius	1 3	
										211 A Texas-Arlington	1 3	
										211 H Texas-Arlington	3 1	
										233 N Southern Utah	3 2	
										234 A Buffalo	3 1	
										237 A Seattle	3 0	
										237 H Seattle	3 2	
										262 N Tex.-Pan American	3 0	
										304 A Louisiana Tech	3 0	
										304 H Louisiana Tech	3 1	
<hr/>												
				LAST 10 GAMES								
						211 H Texas-Arlington	3 1			105 A Utah St.	0 3	
						304 H Louisiana Tech	3 1			103 H New Mexico St.	1 3	
						122 A Idaho	1 3			153 H Denver	3 0	
						237 A Seattle	3 0			304 A Louisiana Tech	3 0	
						146 H Texas St.	3 0			211 A Texas-Arlington	1 3	

Non-Div. I Games:

San Jose St.

Average RPI Win:	271	WON-LOST	WINNING	LAST 10	STRENGTH OF	OPP. STRENGTH	TEAM	ADJ	CONF.	ADJ CONF.		
Average RPI Loss:	160	RECORD	PCT. RANK	GAMES	SCHEDULE	OF SCHEDULE	RPI	RPI	RPI	RPI		
DIV. I ONLY		16- 8	.66667	67	9- 1	294	261	187	.46498	191	26	28
DIV. I NON-CONF.		5- 5	.5	157	0- 0	310	178	253	.42648	246	30	29
<hr/>												
TOTALS	RPI 1-25	RPI 26-50		W-L RECORDS		RPI 51-100		RPI 101-150		RPI 150+		
16- 8	0- 0	0- 1		OVERALL		0- 1		0- 1		16- 5		
6- 0	0- 0	0- 0		HOME		0- 0		0- 0		6- 0		
7- 5	0- 0	0- 0		AWAY		0- 1		0- 1		7- 3		
3- 3	0- 0	0- 1		NEUTRAL		0- 0		0- 0		3- 2		
<hr/>												
5- 5	0- 0	0- 1		NON-CONFERENCE		0- 1		0- 1		5- 2		
1- 0	0- 0	0- 0		HOME		0- 0		0- 0		1- 0		
1- 2	0- 0	0- 0		AWAY		0- 1		0- 1		1- 0		
3- 3	0- 0	0- 1		NEUTRAL		0- 0		0- 0		3- 2		
<hr/>												
11- 3	0- 0	0- 0		CONFERENCE		0- 0		0- 0		11- 3		
5- 0	0- 0	0- 0		HOME		0- 0		0- 0		5- 0		
6- 3	0- 0	0- 0		AWAY		0- 0		0- 0		6- 3		
0- 0	0- 0	0- 0		NEUTRAL		0- 0		0- 0		0- 0		
<hr/>												
RPI S	Opponent	Score	RPI S	Opponent	Score	RPI S	Opponent	Score	RPI S	Opponent	Score	
			46 N	Michigan St.	0 3	58 A	Duke	0 3	118 A	Connecticut	0 3	
									179 A	Siena	1 3	
									179 H	Siena	3 1	
									185 A	Canisius	2 3	
									187 A	Niagara	3 0	
									204 N	William & Mary	1 3	
									214 N	UCF	3 2	
									215 N	Milwaukee	1 3	
									240 A	Loyola Maryland	3 0	
									266 A	Manhattan	3 2	
									266 H	Manhattan	3 1	
									271 A	Iona	0 3	
									271 H	Iona	3 2	
									274 A	Sacred Heart	3 0	
									281 A	Marist	3 0	
									281 H	Marist	3 0	
									292 A	Rider	3 0	
									306 N	Dartmouth	3 0	
									306 N	Dartmouth	3 1	
									322 H	Quinnipiac	3 0	
									326 A	Saint Peter's	3 0	
									326 H	Saint Peter's	3 0	
<hr/>												
			LAST 10 GAMES									
			271 H	Iona	3 2	281 H	Marist	3 0				
			266 A	Manhattan	3 2	179 H	Siena	3 1				
			326 A	Saint Peter's	3 0	240 A	Loyola Maryland	3 0				
			187 A	Niagara	3 0	292 A	Rider	3 0				
			185 A	Canisius	2 3	281 A	Marist	3 0				

Non-Div. I Games:

Fairfield

Average RPI Win:	197	WON-LOST	WINNING	LAST 10	STRENGTH OF	OPP. STRENGTH	TEAM	ADJ	CONF.	ADJ CONF.	
Average RPI Loss:	116	RECORD	PCT. RANK	GAMES	SCHEDULE	OF SCHEDULE	RPI	RPI	RPI	RPI	
DIV. I ONLY	9- 15	.375	235	4- 6	132	128	202	.46471	192	16	15
DIV. I NON-CONF.	4- 6	.4	215	0- 1	88	64	144	.51026	136	12	12
<hr/>											
TOTALS	RPI 1-25	RPI 26-50		W-L RECORDS	RPI 51-100		RPI 101-150		RPI 150+		
9- 15	0- 0	0- 3		OVERALL	2- 6		0- 3		7- 3		
6- 3	0- 0	0- 1		HOME	1- 2		0- 0		5- 0		
2- 9	0- 0	0- 1		AWAY	1- 4		0- 1		1- 3		
1- 3	0- 0	0- 1		NEUTRAL	0- 0		0- 2		1- 0		
<hr/>											
4- 6	0- 0	0- 3		NON-CONFERENCE	1- 1		0- 2		3- 0		
2- 1	0- 0	0- 1		HOME	0- 0		0- 0		2- 0		
1- 2	0- 0	0- 1		AWAY	1- 1		0- 0		0- 0		
1- 3	0- 0	0- 1		NEUTRAL	0- 0		0- 2		1- 0		
<hr/>											
5- 9	0- 0	0- 0		CONFERENCE	1- 5		0- 1		4- 3		
4- 2	0- 0	0- 0		HOME	1- 2		0- 0		3- 0		
1- 7	0- 0	0- 0		AWAY	0- 3		0- 1		1- 3		
0- 0	0- 0	0- 0		NEUTRAL	0- 0		0- 0		0- 0		
<hr/>											
RPI S	Opponent	Score	RPI S	Opponent	Score	RPI S	Opponent	Score	RPI S	Opponent	Score
			27 H	St. Mary's (CA)	0 3	53 A	Fresno St.	3 2	132 N	UC Davis	1 3
			37 A	Santa Clara	0 3	60 H	Idaho St.	2 3	140 A	North Dakota	1 3
			40 N	North Carolina St.	0 3	73 A	Northern Ariz.	1 3	145 N	Utah Valley	0 3
						73 H	Northern Ariz.	3 2	151 A	Montana St.	3 1
						79 A	Portland St.	1 3	168 H	Boise St.	3 1
						79 H	Portland St.	2 3	223 A	Montana	1 3
						86 A	Col. of Charleston	1 3	233 A	Southern Utah	1 3
						95 A	Northern Colo.	0 3	233 H	Southern Utah	3 0
									236 N	Jacksonville	3 0
									255 H	Weber St.	3 1
									297 A	Eastern Wash.	0 3
									297 H	Eastern Wash.	3 0
									303 H	Morgan St.	3 1
<hr/>											
LAST 10 GAMES											
			73 H	Northern Ariz.	3 2	151 A	Montana St.	3 1			
			233 H	Southern Utah	3 0	223 A	Montana	1 3			
			297 A	Eastern Wash.	0 3	255 H	Weber St.	3 1			
			79 A	Portland St.	1 3	60 H	Idaho St.	2 3			
			37 A	Santa Clara	0 3	140 A	North Dakota	1 3			

Non-Div. I Games:

Sacramento St.

Average RPI Win: 262		WON-LOST RECORD		WINNING PCT. RANK		LAST 10 GAMES		STRENGTH OF SCHEDULE		OPP. STRENGTH OF SCHEDULE		TEAM RPI		ADJ RPI		CONF. RPI		ADJ CONF. RPI	
DIV. I ONLY		13- 11		.54167 146		4- 5		231		245		192		.46458 193		20		20	
DIV. I NON-CONF.		8- 3		.72727 68		0- 0		266		272		139		.50852 137		21		21	
TOTALS		RPI 1-25		RPI 26-50		W-L RECORDS		RPI 51-100		RPI 101-150		RPI 150+							
13- 11		0- 1		0- 0		OVERALL		2- 4		0- 2		11- 4							
2- 4		0- 0		0- 0		HOME		0- 2		0- 1		2- 1							
6- 5		0- 1		0- 0		AWAY		1- 1		0- 0		5- 3							
5- 2		0- 0		0- 0		NEUTRAL		1- 1		0- 1		4- 0							
8- 3		0- 1		0- 0		NON-CONFERENCE		1- 1		0- 1		7- 0							
0- 0		0- 0		0- 0		HOME		0- 0		0- 0		0- 0							
4- 1		0- 1		0- 0		AWAY		0- 0		0- 0		4- 0							
4- 2		0- 0		0- 0		NEUTRAL		1- 1		0- 1		3- 0							
5- 8		0- 0		0- 0		CONFERENCE		1- 3		0- 1		4- 4							
2- 4		0- 0		0- 0		HOME		0- 2		0- 1		2- 1							
2- 4		0- 0		0- 0		AWAY		1- 1		0- 0		1- 3							
1- 0		0- 0		0- 0		NEUTRAL		0- 0		0- 0		1- 0							
RPI S	Opponent	Score		RPI S	Opponent	Score		RPI S	Opponent	Score		RPI S	Opponent	Score					
16 A	Miami (FL)	0 3						70 N	Central Ark.	0 3		108 N	Rutgers	2 3					
								82 H	Ga. Southern	1 3		117 H	Samford	2 3					
								86 A	Col. of Charleston	0 3		196 A	UNC Greensboro	0 3					
								88 N	Ole Miss	3 2		216 A	Elon	2 3					
								97 A	Furman	3 2		225 H	Davidson	0 3					
								97 H	Furman	0 3		252 A	Chattanooga	2 3					
												259 H	Western Caro.	3 1					
												261 N	Hampton	3 1					
												275 H	Appalachian St.	3 0					
												282 N	Fla. Atlantic	3 1					
												286 A	Gardner-Webb	3 1					
												288 A	Charleston So.	3 1					
												307 A	Citadel	3 1					
												307 N	Citadel	3 2					
												316 A	Stetson	3 1					
												316 N	Stetson	3 0					
												328 A	N.C. A&T	3 1					
				LAST 10 GAMES															
				117 H Samford 2 3				275 H Appalachian St. 3 0											
				97 A Furman 3 2				86 A Col. of Charleston 0 3											
				196 A UNC Greensboro 0 3				307 A Citadel 3 1											
				216 A Elon 2 3				97 H Furman 0 3											
				259 H Western Caro. 3 1				252 A Chattanooga 2 3											

Non-Div. I Games: Converse 3 0

Wofford

Average RPI Win:		232	WON-LOST RECORD		WINNING PCT. RANK		LAST 10 GAMES		STRENGTH OF SCHEDULE		OPP. STRENGTH OF SCHEDULE		TEAM RPI		ADJ RPI		CONF. RPI		ADJ CONF. RPI								
DIV. I ONLY			15- 13		.53571 152		6- 4		230		186		183		.46375 194		15		16								
DIV. I NON-CONF.			9- 7		.5625 139		1- 0		251		226		186		.46805 196		14		14								
TOTALS		RPI 1-25		RPI 26-50		W-L RECORDS		RPI 51-100		RPI 101-150		RPI 150+															
15- 13		0- 1		0- 1		OVERALL		0- 3		3- 2		12- 6															
7- 3		0- 0		0- 1		HOME		0- 0		2- 1		5- 1															
5- 6		0- 1		0- 0		AWAY		0- 1		1- 1		4- 3															
3- 4		0- 0		0- 0		NEUTRAL		0- 2		0- 0		3- 2															
9- 7		0- 1		0- 0		NON-CONFERENCE		0- 3		1- 0		8- 3															
4- 0		0- 0		0- 0		HOME		0- 0		1- 0		3- 0															
2- 3		0- 1		0- 0		AWAY		0- 1		0- 0		2- 1															
3- 4		0- 0		0- 0		NEUTRAL		0- 2		0- 0		3- 2															
6- 6		0- 0		0- 1		CONFERENCE		0- 0		2- 2		4- 3															
3- 3		0- 0		0- 1		HOME		0- 0		1- 1		2- 1															
3- 3		0- 0		0- 0		AWAY		0- 0		1- 1		2- 2															
0- 0		0- 0		0- 0		NEUTRAL		0- 0		0- 0		0- 0															
RPI	S	Opponent			Score		RPI	S	Opponent			Score		RPI	S	Opponent			Score								
11	A	Florida			1	3	33	H	Western Ky.			0	3	51	N	Georgia Tech			0	3	120	A	North Texas			2	3
														72	N	Colorado			0	3	120	H	North Texas			2	3
														94	A	Sam Houston St.			2	3	126	H	Arkansas St.			3	1
																					138	A	Troy			3	1
																					147	H	Houston Baptist			3	1
																					164	H	UALR			3	0
																					175	H	Middle Tenn.			1	3
																					176	N	Ill.-Chicago			2	3
																					178	A	South Ala.			1	3
																					195	A	FIU			3	1
																					207	N	Belmont			3	0
																					236	N	Jacksonville			2	3
																					241	A	Lamar			1	3
																					248	A	Memphis			3	1
																					253	A	La.-Monroe			3	0
																					253	H	La.-Monroe			3	0
																					270	H	Southern Miss.			3	0
																					276	H	McNeese St.			3	0
																					282	A	Fla. Atlantic			2	3
																					290	N	Alabama A&M			3	0
																					291	N	Texas Southern			3	0
																					302	A	New Orleans			3	0
																					324	H	Southern U.			3	0

Average RPI Win:		221	WON-LOST RECORD		WINNING PCT. RANK		LAST 10 GAMES		STRENGTH OF SCHEDULE		OPP. STRENGTH OF SCHEDULE		TEAM RPI		ADJ RPI		CONF. RPI		ADJ CONF. RPI	
Average RPI Loss:		105	7- 17		.29167 279		3- 7		76		136		193		.46356 195		15		16	
DIV. I ONLY			3- 9		.25 268		0- 0		40		122		169		.48909 164		14		14	
DIV. I NON-CONF.																				
TOTALS		RPI 1-25		RPI 26-50		W-L RECORDS		RPI 51-100		RPI 101-150		RPI 150+								
7- 17		0- 2		0- 4		OVERALL		0- 1		2- 4		5- 6								
1- 4		0- 0		0- 1		HOME		0- 0		1- 0		0- 3								
4- 8		0- 2		0- 2		AWAY		0- 0		1- 2		3- 2								
2- 5		0- 0		0- 1		NEUTRAL		0- 1		0- 2		2- 1								
3- 9		0- 2		0- 2		NON-CONFERENCE		0- 1		0- 3		3- 1								
0- 0		0- 0		0- 0		HOME		0- 0		0- 0		0- 0								
1- 4		0- 2		0- 1		AWAY		0- 0		0- 1		1- 0								
2- 5		0- 0		0- 1		NEUTRAL		0- 1		0- 2		2- 1								
4- 8		0- 0		0- 2		CONFERENCE		0- 0		2- 1		2- 5								
1- 4		0- 0		0- 1		HOME		0- 0		1- 0		0- 3								
3- 4		0- 0		0- 1		AWAY		0- 0		1- 1		2- 2								
0- 0		0- 0		0- 0		NEUTRAL		0- 0		0- 0		0- 0								
RPI	S	Opponent		Score		RPI	S	Opponent		Score		RPI	S	Opponent		Score				
9	A	Florida St.		0	3	29	N	Pepperdine		0	3	52	N	Georgia		0	3			
11	A	Florida		0	3	33	A	Western Ky.		0	3	103	N	New Mexico St.		0	3			
						33	H	Western Ky.		1	3	120	A	North Texas		3	0			
						42	A	Colorado St.		1	3	125	N	Fla. Gulf Coast		2	3			
												126	H	Arkansas St.		3	0			
												131	A	South Fla.		0	3			
												138	A	Troy		1	3			
												164	H	UALR		2	3			
												175	A	Middle Tenn.		0	3			
												175	H	Middle Tenn.		0	3			
												178	A	South Ala.		0	3			
												194	H	La.-Lafayette		1	3			
												200	N	James Madison		1	3			
												222	A	Florida A&M		3	0			
												222	N	Florida A&M		3	1			
												253	A	La.-Monroe		3	1			
												282	A	Fla. Atlantic		3	2			
												321	N	Bethune-Cookman		3	0			
LAST 10 GAMES																				
						175	H	Middle Tenn.		0	3	33	A	Western Ky.		0	3			
						33	H	Western Ky.		1	3	194	H	La.-Lafayette		1	3			
						253	A	La.-Monroe		3	1	282	A	Fla. Atlantic		3	2			
						120	A	North Texas		3	0	178	A	South Ala.		0	3			
						175	A	Middle Tenn.		0	3	138	A	Troy		1	3			

Non-Div. I Games:

FIU

Average RPI Win: 258		WON-LOST	WINNING	LAST 10	STRENGTH OF		OPP. STRENGTH	TEAM	ADJ	CONF.	ADJ CONF.
Average RPI Loss: 159		RECORD	PCT. RANK	GAMES	SCHEDULE		OF SCHEDULE	RPI	RPI	RPI	RPI
DIV. I ONLY		13- 11	.54167	146	220		274	188	.46315	196	20
DIV. I NON-CONF.		6- 6	.5	157	151		308	182	.47185	189	21
TOTALS		RPI 1-25	RPI 26-50		W-L RECORDS		RPI 51-100		RPI 101-150		RPI 150+
13- 11	0- 0	0- 1		OVERALL		0- 3		1- 1		12- 6	
8- 7	0- 0	0- 1		HOME		0- 2		0- 1		8- 3	
3- 4	0- 0	0- 0		AWAY		0- 1		0- 0		3- 3	
2- 0	0- 0	0- 0		NEUTRAL		0- 0		1- 0		1- 0	
6- 6	0- 0	0- 1		NON-CONFERENCE		0- 1		1- 0		5- 4	
3- 5	0- 0	0- 1		HOME		0- 1		0- 0		3- 3	
1- 1	0- 0	0- 0		AWAY		0- 0		0- 0		1- 1	
2- 0	0- 0	0- 0		NEUTRAL		0- 0		1- 0		1- 0	
7- 5	0- 0	0- 0		CONFERENCE		0- 2		0- 1		7- 2	
5- 2	0- 0	0- 0		HOME		0- 1		0- 1		5- 0	
2- 3	0- 0	0- 0		AWAY		0- 1		0- 0		2- 2	
0- 0	0- 0	0- 0		NEUTRAL		0- 0		0- 0		0- 0	
RPI S	Opponent	Score	RPI S	Opponent	Score	RPI S	Opponent	Score	RPI S	Opponent	Score
			49 H	Ohio	0 3	82 A	Ga. Southern	0 3	117 H	Samford	0 3
						92 H	Morehead St.	2 3	141 N	Liberty	3 2
						97 H	Furman	2 3	156 A	High Point	2 3
									193 H	Wofford	3 0
									197 H	American	2 3
									203 H	Youngstown St.	1 3
									216 A	Elon	3 2
									225 A	Davidson	2 3
									231 H	UNC Wilmington	3 2
									252 H	Chattanooga	3 1
									259 A	Western Caro.	0 3
									259 H	Western Caro.	3 1
									261 N	Hampton	3 1
									269 H	UNC Asheville	2 3
									275 A	Appalachian St.	3 1
									275 H	Appalachian St.	3 1
									300 H	South Carolina St.	3 0
									307 H	Citadel	3 2
									310 A	N.C. Central	3 1
									328 H	N.C. A&T	3 0
LAST 10 GAMES											
			275 H	Appalachian St.	3 1	82 A	Ga. Southern	0 3			
			259 H	Western Caro.	3 1	300 H	South Carolina St.	3 0			
			193 H	Wofford	3 0	252 H	Chattanooga	3 1			
			97 H	Furman	2 3	117 H	Samford	0 3			
			225 A	Davidson	2 3	275 A	Appalachian St.	3 1			

Non-Div. I Games:

UNC Greensboro

Average RPI Win:	269	WON-LOST RECORD	WINNING PCT. RANK	LAST 10 GAMES	STRENGTH OF SCHEDULE	OPP. STRENGTH OF SCHEDULE	TEAM RPI	ADJ RPI	CONF. RPI	ADJ CONF. RPI	
DIV. I ONLY		16- 9	.64 92	7- 3	297	224	199	.46314	197	28	27
DIV. I NON-CONF.		9- 6	.6 122	2- 1	302	161	215	.46256	209	26	26
<hr/>											
TOTALS	RPI 1-25	RPI 26-50		W-L RECORDS	RPI 51-100		RPI 101-150		RPI 150+		
16- 9	0- 0	0- 2		OVERALL	0- 2		0- 1		16- 4		
5- 4	0- 0	0- 0		HOME	0- 1		0- 0		5- 3		
7- 3	0- 0	0- 1		AWAY	0- 1		0- 0		7- 1		
4- 2	0- 0	0- 1		NEUTRAL	0- 0		0- 1		4- 0		
<hr/>											
9- 6	0- 0	0- 2		NON-CONFERENCE	0- 2		0- 1		9- 1		
2- 2	0- 0	0- 0		HOME	0- 1		0- 0		2- 1		
3- 2	0- 0	0- 1		AWAY	0- 1		0- 0		3- 0		
4- 2	0- 0	0- 1		NEUTRAL	0- 0		0- 1		4- 0		
<hr/>											
7- 3	0- 0	0- 0		CONFERENCE	0- 0		0- 0		7- 3		
3- 2	0- 0	0- 0		HOME	0- 0		0- 0		3- 2		
4- 1	0- 0	0- 0		AWAY	0- 0		0- 0		4- 1		
0- 0	0- 0	0- 0		NEUTRAL	0- 0		0- 0		0- 0		
<hr/>											
RPI S	Opponent	Score	RPI S	Opponent	Score	RPI S	Opponent	Score	RPI S	Opponent	Score
			26 N	Texas A&M	0 3	81 A	Yale	0 3	123 N	UC Irvine	1 3
			48 A	Arizona	0 3	89 H	Maryland	0 3	152 A	Army	3 0
									152 H	Army	2 3
									168 N	Boise St.	3 1
									196 A	UNC Greensboro	3 2
									212 H	Lehigh	2 3
									217 A	Colgate	0 3
									218 H	Georgetown	0 3
									245 N	Stony Brook	3 0
									268 A	Navy	3 1
									268 H	Navy	3 2
									269 N	UNC Asheville	3 0
									280 H	George Mason	3 0
									283 H	Coppin St.	3 0
									294 A	Bucknell	3 1
									296 H	Lafayette	3 0
									303 A	Morgan St.	3 1
									315 A	Holy Cross	3 2
									315 H	Holy Cross	3 0
									320 A	Howard	3 0
									328 N	N.C. A&T	3 0
<hr/>											
			LAST 10 GAMES								
			268 A	Navy	3 1	217 A	Colgate	0 3			
			89 H	Maryland	0 3	294 A	Bucknell	3 1			
			152 A	Army	3 0	268 H	Navy	3 2			
			315 A	Holy Cross	3 2	303 A	Morgan St.	3 1			
			320 A	Howard	3 0	212 H	Lehigh	2 3			

Non-Div. I Games:

American

Average RPI Win: 247		WON-LOST RECORD	WINNING PCT. RANK		LAST 10 GAMES	STRENGTH OF SCHEDULE	OPP. STRENGTH OF SCHEDULE	TEAM RPI	ADJ RPI	CONF. RPI	ADJ CONF. RPI	
Average RPI Loss: 149												
DIV. I ONLY		15- 13	.53571	152	3- 7	224	233	191	.4616	198	19	19
DIV. I NON-CONF.		12- 7	.63158	111	0- 1	257	251	168	.48126	176	19	19
<hr/>												
TOTALS		RPI 1-25		RPI 26-50		W-L RECORDS		RPI 51-100		RPI 101-150		RPI 150+
15- 13		0- 0		0- 0		OVERALL		0- 5		1- 2		14- 6
11- 5		0- 0		0- 0		HOME		0- 2		0- 0		11- 3
1- 6		0- 0		0- 0		AWAY		0- 2		0- 1		1- 3
3- 2		0- 0		0- 0		NEUTRAL		0- 1		1- 1		2- 0
12- 7		0- 0		0- 0		NON-CONFERENCE		0- 2		1- 2		11- 3
8- 2		0- 0		0- 0		HOME		0- 1		0- 0		8- 1
1- 3		0- 0		0- 0		AWAY		0- 0		0- 1		1- 2
3- 2		0- 0		0- 0		NEUTRAL		0- 1		1- 1		2- 0
3- 6		0- 0		0- 0		CONFERENCE		0- 3		0- 0		3- 3
3- 3		0- 0		0- 0		HOME		0- 1		0- 0		3- 2
0- 3		0- 0		0- 0		AWAY		0- 2		0- 0		0- 1
0- 0		0- 0		0- 0		NEUTRAL		0- 0		0- 0		0- 0
RPI	S	Opponent	Score	RPI	S	Opponent	Score	RPI	S	Opponent	Score	
								75	A	Towson	0	3
								98	A	Northeastern	1	3
								98	H	Northeastern	0	3
								99	N	A&M-Corpus Christi	0	3
								100	H	Seton Hall	0	3

Non-Div. I Games:

Hofstra

Average RPI Win:	198	WON-LOST	WINNING	LAST 10	STRENGTH OF	OPP. STRENGTH	TEAM	ADJ	CONF.	ADJ CONF.	
Average RPI Loss:	130	RECORD	PCT. RANK	GAMES	SCHEDULE	OF SCHEDULE	RPI	RPI	RPI	RPI	
DIV. I ONLY	11- 15	.42308	210	5- 5	144	149	186	.46137	199	8	8
DIV. I NON-CONF.	6- 9	.4	215	1- 1	221	175	234	.43341	240	9	9
<hr/>											
TOTALS	RPI 1-25	RPI 26-50		W-L RECORDS	RPI 51-100		RPI 101-150		RPI 150+		
11- 15	0- 0	0- 4		OVERALL	1- 2		2- 3		8- 6		
6- 4	0- 0	0- 2		HOME	1- 1		1- 0		4- 1		
2- 7	0- 0	0- 1		AWAY	0- 1		1- 3		1- 2		
3- 4	0- 0	0- 1		NEUTRAL	0- 0		0- 0		3- 3		
<hr/>											
6- 9	0- 0	0- 2		NON-CONFERENCE	0- 2		0- 0		6- 5		
3- 1	0- 0	0- 0		HOME	0- 1		0- 0		3- 0		
0- 4	0- 0	0- 1		AWAY	0- 1		0- 0		0- 2		
3- 4	0- 0	0- 1		NEUTRAL	0- 0		0- 0		3- 3		
<hr/>											
5- 6	0- 0	0- 2		CONFERENCE	1- 0		2- 3		2- 1		
3- 3	0- 0	0- 2		HOME	1- 0		1- 0		1- 1		
2- 3	0- 0	0- 0		AWAY	0- 0		1- 3		1- 0		
0- 0	0- 0	0- 0		NEUTRAL	0- 0		0- 0		0- 0		
<hr/>											
RPI S	Opponent	Score	RPI S	Opponent	Score	RPI S	Opponent	Score	RPI S	Opponent	Score
			34 H	Notre Dame	0 3	81 A	Yale	1 3	108 H	Rutgers	3 1
			36 H	Marquette	0 3	89 H	Maryland	0 3	113 A	St. John's (NY)	2 3
			38 N	Northwestern	1 3	100 H	Seton Hall	3 2	118 A	Connecticut	1 3
			44 A	Arizona St.	0 3				127 A	Pittsburgh	3 1
									131 A	South Fla.	0 3
									155 A	Delaware	0 3
									157 N	Gonzaga	2 3
									167 N	Temple	3 2
									184 A	Penn	0 3
									209 H	Syracuse	3 1
									212 H	Lehigh	3 1
									218 A	Georgetown	3 1
									226 H	DePaul	1 3
									230 H	New Hampshire	3 2
									257 N	Brown	3 0
									263 N	UC Riverside	0 3
									265 H	Robert Morris	3 0
									282 N	Fla. Atlantic	1 3
									289 N	La Salle	3 0
<hr/>											
LAST 10 GAMES											
			36 H	Marquette	0 3	127 A	Pittsburgh	3 1			
			209 H	Syracuse	3 1	131 A	South Fla.	0 3			
			34 H	Notre Dame	0 3	212 H	Lehigh	3 1			
			226 H	DePaul	1 3	218 A	Georgetown	3 1			
			155 A	Delaware	0 3	100 H	Seton Hall	3 2			

Non-Div. I Games:

Villanova

Average RPI Win: 257		WON-LOST RECORD		WINNING PCT. RANK		LAST 10 GAMES		STRENGTH OF SCHEDULE		OPP. STRENGTH OF SCHEDULE		TEAM RPI		ADJ RPI		CONF. RPI		ADJ CONF. RPI	
DIV. I ONLY		11- 13		.45833 196		3- 7		226		170		211		.46073 200		19		19	
DIV. I NON-CONF.		7- 8		.46667 178		0- 2		218		157		210		.47193 188		19		19	
TOTALS		RPI 1-25		RPI 26-50		W-L RECORDS		RPI 51-100		RPI 101-150		RPI 150+							
11- 13		0- 1		0- 0		OVERALL		0- 6		0- 3		11- 3							
5- 4		0- 1		0- 0		HOME		0- 2		0- 1		5- 0							
2- 7		0- 0		0- 0		AWAY		0- 2		0- 2		2- 3							
4- 2		0- 0		0- 0		NEUTRAL		0- 2		0- 0		4- 0							
7- 8		0- 1		0- 0		NON-CONFERENCE		0- 4		0- 3		7- 0							
2- 3		0- 1		0- 0		HOME		0- 1		0- 1		2- 0							
1- 3		0- 0		0- 0		AWAY		0- 1		0- 2		1- 0							
4- 2		0- 0		0- 0		NEUTRAL		0- 2		0- 0		4- 0							
4- 5		0- 0		0- 0		CONFERENCE		0- 2		0- 0		4- 3							
3- 1		0- 0		0- 0		HOME		0- 1		0- 0		3- 0							
1- 4		0- 0		0- 0		AWAY		0- 1		0- 0		1- 3							
0- 0		0- 0		0- 0		NEUTRAL		0- 0		0- 0		0- 0							
RPI S	Opponent	Score		RPI S	Opponent	Score		RPI S	Opponent	Score		RPI S	Opponent	Score					
8 H	Minnesota	1 3						59 N	Wisconsin	0 3		131 A	South Fla.	1 3					
								74 N	Cal St. Northridge	0 3		137 H	Virginia	2 3					
								75 H	Towson	2 3		141 A	Liberty	0 3					
								77 A	Long Beach St.	0 3		155 H	Delaware	3 0					
								98 A	Northeastern	0 3		195 N	FIU	3 1					
								100 H	Seton Hall	1 3		198 A	Hofstra	1 3					
												204 A	William & Mary	2 3					
												231 A	UNC Wilmington	1 3					
												246 A	Georgia St.	3 0					
												246 H	Georgia St.	3 0					
												250 A	UMBC	3 1					
												265 N	Robert Morris	3 0					
												275 H	Appalachian St.	3 0					
												278 H	Radford	3 0					
												280 H	George Mason	3 1					
												320 N	Howard	3 1					
												321 N	Bethune-Cookman	3 0					
LAST 10 GAMES																			
231 A UNC Wilmington				1 3				155 H Delaware				3 0							
204 A William & Mary				2 3				98 A Northeastern				0 3							
246 A Georgia St.				3 0				198 A Hofstra				1 3							
137 H Virginia				2 3				280 H George Mason				3 1							
75 H Towson				2 3				141 A Liberty				0 3							

Non-Div. I Games:

James Madison

Average RPI Win:		264	WON-LOST RECORD		WINNING PCT. RANK	LAST 10 GAMES	STRENGTH OF SCHEDULE		OPP. STRENGTH OF SCHEDULE	TEAM RPI	ADJ RPI	CONF. RPI	ADJ CONF. RPI
Average RPI Loss:		128											
DIV. I ONLY		12- 14			.46154 192	4- 6	148		240	189	.46033 201	24	24
DIV. I NON-CONF.		6- 8			.42857 200	0- 0	108		235	170	.48461 172	23	23
TOTALS		RPI 1-25	RPI 26-50		W-L RECORDS		RPI 51-100		RPI 101-150		RPI 150+		
12- 14		0- 1	0- 0		OVERALL		0- 6		0- 0		12- 7		
1- 4		0- 0	0- 0		HOME		0- 1		0- 0		1- 3		
6- 5		0- 1	0- 0		AWAY		0- 3		0- 0		6- 1		
5- 5		0- 0	0- 0		NEUTRAL		0- 2		0- 0		5- 3		
6- 8		0- 1	0- 0		NON-CONFERENCE		0- 4		0- 0		6- 3		
0- 0		0- 0	0- 0		HOME		0- 0		0- 0		0- 0		
1- 3		0- 1	0- 0		AWAY		0- 2		0- 0		1- 0		
5- 5		0- 0	0- 0		NEUTRAL		0- 2		0- 0		5- 3		
6- 6		0- 0	0- 0		CONFERENCE		0- 2		0- 0		6- 4		
1- 4		0- 0	0- 0		HOME		0- 1		0- 0		1- 3		
5- 2		0- 0	0- 0		AWAY		0- 1		0- 0		5- 1		
0- 0		0- 0	0- 0		NEUTRAL		0- 0		0- 0		0- 0		
RPI S	Opponent	Score	RPI S	Opponent	Score	RPI S	Opponent	Score	RPI S	Opponent	Score		
21 A	Purdue	1 3				55 A	Auburn	0 3	156 N	High Point	2 3		
						64 N	Bowling Green	1 3	169 N	UAB	0 3		
						70 A	Central Ark.	0 3	170 N	South Dakota	3 2		
						82 N	Ga. Southern	0 3	170 N	South Dakota	2 3		
						92 A	Morehead St.	2 3	181 H	Southeast Mo. St.	0 3		
						92 H	Morehead St.	2 3	207 A	Belmont	0 3		
									207 H	Belmont	0 3		
									208 A	Austin Peay	3 1		
									228 A	Tennessee St.	3 1		
									228 H	Tennessee St.	1 3		
									244 N	Southeastern La.	3 0		
									249 A	Eastern Ky.	3 2		
									249 H	Eastern Ky.	3 2		
									273 N	Jackson St.	3 0		
									301 A	Murray St.	3 0		
									305 A	Tennessee Tech	3 0		
									311 N	Ark.-Pine Bluff	3 0		
									314 A	Alabama St.	3 0		
									316 N	Stetson	3 2		
LAST 10 GAMES													
						92 A	Morehead St.	2 3	92 H	Morehead St.	2 3		
						249 A	Eastern Ky.	3 2	228 A	Tennessee St.	3 1		
						207 H	Belmont	0 3	207 A	Belmont	0 3		
						228 H	Tennessee St.	1 3	181 H	Southeast Mo. St.	0 3		
						249 H	Eastern Ky.	3 2	305 A	Tennessee Tech	3 0		

Non-Div. I Games:

Jacksonville St.

Average RPI Win:		269	WON-LOST RECORD		WINNING PCT. RANK		LAST 10 GAMES		STRENGTH OF SCHEDULE		OPP. STRENGTH OF SCHEDULE		TEAM RPI		ADJ RPI		CONF. RPI		ADJ CONF. RPI			
Average RPI Loss:		126																				
DIV. I ONLY			11- 15		.42308 210		7- 3		156		217		205		.45929 202		27		26			
DIV. I NON-CONF.			3- 12		.2 285		0- 0		110		113		239		.43462 236		27		27			
TOTALS		RPI 1-25		RPI 26-50		W-L RECORDS		RPI 51-100		RPI 101-150		RPI 150+										
11- 15		0- 1		0- 2		OVERALL		0- 3		0- 4		11- 5										
5- 2		0- 0		0- 0		HOME		0- 0		0- 1		5- 1										
3- 7		0- 0		0- 0		AWAY		0- 2		0- 3		3- 2										
3- 6		0- 1		0- 2		NEUTRAL		0- 1		0- 0		3- 2										
3- 12		0- 1		0- 2		NON-CONFERENCE		0- 3		0- 3		3- 3										
0- 1		0- 0		0- 0		HOME		0- 0		0- 1		0- 0										
0- 5		0- 0		0- 0		AWAY		0- 2		0- 2		0- 1										
3- 6		0- 1		0- 2		NEUTRAL		0- 1		0- 0		3- 2										
8- 3		0- 0		0- 0		CONFERENCE		0- 0		0- 1		8- 2										
5- 1		0- 0		0- 0		HOME		0- 0		0- 0		5- 1										
3- 2		0- 0		0- 0		AWAY		0- 0		0- 1		3- 1										
0- 0		0- 0		0- 0		NEUTRAL		0- 0		0- 0		0- 0										
RPI	S	Opponent		Score		RPI	S	Opponent		Score		RPI	S	Opponent		Score						
16	N	Miami (FL)		0	3	43	N	Oregon St.		0	3	68	N	San Francisco		0	3	102	A	Illinois St.	0	3
						46	N	Michigan St.		0	3	86	A	Col. of Charleston		1	3	104	A	Wyoming	1	3
												97	A	Furman		0	3	141	A	Liberty	0	3
																		150	H	East Tenn. St.	0	3
																		156	H	High Point	2	3
																		174	A	North Florida	0	3
																		218	N	Georgetown	3	1
																		222	N	Florida A&M	0	3
																		225	N	Davidson	3	2
																		237	N	Seattle	1	3
																		247	A	Coastal Caro.	2	3
																		247	H	Coastal Caro.	3	1
																		251	A	Winthrop	3	1
																		269	H	UNC Asheville	3	0
																		278	A	Radford	3	0
																		286	H	Gardner-Webb	3	0
																		288	A	Charleston So.	3	0
																		288	H	Charleston So.	3	1
																		297	N	Eastern Wash.	3	0
																		308	H	Campbell	3	0
LAST 10 GAMES																						
						247	H	Coastal Caro.		3	1	308	H	Campbell		3	0					
						288	H	Charleston So.		3	1	269	H	UNC Asheville		3	0					
						278	A	Radford		3	0	286	H	Gardner-Webb		3	0					
						141	A	Liberty		0	3	251	A	Winthrop		3	1					
						156	H	High Point		2	3	247	A	Coastal Caro.		2	3					

Non-Div. I Games:

Presbyterian

Average RPI Win:	257	WON-LOST	WINNING	LAST 10	STRENGTH OF	OPP. STRENGTH	TEAM	ADJ	CONF.	ADJ CONF.	
Average RPI Loss:	152	RECORD	PCT. RANK	GAMES	SCHEDULE	OF SCHEDULE	RPI	RPI	RPI	RPI	
DIV. I ONLY	14- 11	.56	137	4- 6	255	260	195	.45567	203	18	18
DIV. I NON-CONF.	10- 4	.71429	72	0- 0	289	299	165	.48648	167	20	20
<hr/>											
TOTALS	RPI 1-25	RPI 26-50		W-L RECORDS		RPI 51-100		RPI 101-150		RPI 150+	
14- 11	0- 0	0- 1		OVERALL		0- 2		0- 1		14- 7	
3- 3	0- 0	0- 0		HOME		0- 1		0- 0		3- 2	
4- 6	0- 0	0- 1		AWAY		0- 0		0- 1		4- 4	
7- 2	0- 0	0- 0		NEUTRAL		0- 1		0- 0		7- 1	
10- 4	0- 0	0- 1		NON-CONFERENCE		0- 1		0- 0		10- 2	
1- 0	0- 0	0- 0		HOME		0- 0		0- 0		1- 0	
2- 2	0- 0	0- 1		AWAY		0- 0		0- 0		2- 1	
7- 2	0- 0	0- 0		NEUTRAL		0- 1		0- 0		7- 1	
4- 7	0- 0	0- 0		CONFERENCE		0- 1		0- 1		4- 5	
2- 3	0- 0	0- 0		HOME		0- 1		0- 0		2- 2	
2- 4	0- 0	0- 0		AWAY		0- 0		0- 1		2- 3	
0- 0	0- 0	0- 0		NEUTRAL		0- 0		0- 0		0- 0	
RPI S	Opponent	Score	RPI S	Opponent	Score	RPI S	Opponent	Score	RPI S	Opponent	Score
			46 A	Michigan St.	1 3	92 N	Morehead St.	0 3	139 A	Valparaiso	1 3
						93 H	Cleveland St.	0 3	158 A	Loyola Chicago	3 2
									158 H	Loyola Chicago	1 3
									163 A	Akron	1 3
									172 A	Green Bay	2 3
									172 H	Green Bay	2 3
									176 A	Ill.-Chicago	0 3
									176 H	Ill.-Chicago	3 2
									196 A	UNC Greensboro	3 1
									215 A	Milwaukee	1 3
									215 H	Milwaukee	3 1
									231 N	UNC Wilmington	3 1
									249 N	Eastern Ky.	2 3
									258 N	Binghamton	3 2
									265 H	Robert Morris	3 0
									276 N	McNeese St.	3 2
									277 N	SIU Edwardsville	3 1
									283 A	Coppin St.	3 1
									298 A	Wright St.	3 0
									313 N	Bryant	3 0
									317 N	Chicago St.	3 0
									328 N	N.C. A&T	3 0
			LAST 10 GAMES								
			176 A	Ill.-Chicago	0 3	139 A	Valparaiso	1 3			
			158 A	Loyola Chicago	3 2	298 A	Wright St.	3 0			
			215 H	Milwaukee	3 1	158 H	Loyola Chicago	1 3			
			172 H	Green Bay	2 3	176 H	Ill.-Chicago	3 2			
			93 H	Cleveland St.	0 3	172 A	Green Bay	2 3			

Non-Div. I Games:

Youngstown St.

Average RPI Win: 251		WON-LOST	WINNING	LAST 10	STRENGTH OF		OPP. STRENGTH	TEAM	ADJ	CONF.	ADJ CONF.
Average RPI Loss: 174		RECORD	PCT. RANK	GAMES	SCHEDULE		OF SCHEDULE	RPI	RPI	RPI	RPI
DIV. I ONLY		13- 10	.56522	133	260		250	194	.45481	204	19
DIV. I NON-CONF.		8- 6	.57143	135	278		283	221	.44721	230	19
TOTALS		RPI 1-25	RPI 26-50		W-L RECORDS		RPI 51-100		RPI 101-150		RPI 150+
13- 10	0- 0	0- 0		OVERALL		0- 3		0- 1		13- 6	
7- 4	0- 0	0- 0		HOME		0- 1		0- 0		7- 3	
4- 4	0- 0	0- 0		AWAY		0- 2		0- 1		4- 1	
2- 2	0- 0	0- 0		NEUTRAL		0- 0		0- 0		2- 2	
8- 6	0- 0	0- 0		NON-CONFERENCE		0- 1		0- 1		8- 4	
5- 1	0- 0	0- 0		HOME		0- 0		0- 0		5- 1	
1- 3	0- 0	0- 0		AWAY		0- 1		0- 1		1- 1	
2- 2	0- 0	0- 0		NEUTRAL		0- 0		0- 0		2- 2	
5- 4	0- 0	0- 0		CONFERENCE		0- 2		0- 0		5- 2	
2- 3	0- 0	0- 0		HOME		0- 1		0- 0		2- 2	
3- 1	0- 0	0- 0		AWAY		0- 1		0- 0		3- 0	
0- 0	0- 0	0- 0		NEUTRAL		0- 0		0- 0		0- 0	
RPI S	Opponent	Score	RPI S	Opponent	Score	RPI S	Opponent	Score	RPI S	Opponent	Score
						58 A	Duke	0 3	141 A	Liberty	1 3
						75 H	Towson	0 3	155 H	Delaware	0 3
						98 A	Northeastern	1 3	191 N	Fairfield	3 1
									198 A	Hofstra	3 2
									200 H	James Madison	3 2
									215 N	Milwaukee	1 3
									216 H	Elon	3 1
									218 H	Georgetown	1 3
									230 A	New Hampshire	3 2
									231 A	UNC Wilmington	3 0
									231 H	UNC Wilmington	1 3
									246 A	Georgia St.	3 1
									256 N	Central Conn. St.	2 3
									261 H	Hampton	3 0
									266 H	Manhattan	3 1
									280 H	George Mason	3 0
									295 A	Norfolk St.	1 3
									308 H	Campbell	3 1
									315 N	Holy Cross	3 0
									320 H	Howard	3 0
LAST 10 GAMES											
						280 H	George Mason	3 0	75 H	Towson	0 3
						200 H	James Madison	3 2	295 A	Norfolk St.	1 3
						231 H	UNC Wilmington	1 3	98 A	Northeastern	1 3
						246 A	Georgia St.	3 1	198 A	Hofstra	3 2
						155 H	Delaware	0 3	231 A	UNC Wilmington	3 0

Non-Div. I Games:

William & Mary

Average RPI Win:		206	WON-LOST RECORD		WINNING PCT. RANK		LAST 10 GAMES		STRENGTH OF SCHEDULE		OPP. STRENGTH OF SCHEDULE		TEAM RPI		ADJ RPI		CONF. RPI		ADJ CONF. RPI				
DIV. I ONLY			7- 15		.31818 270		6- 4		112		104		210		.45456 205		22		22				
DIV. I NON-CONF.			1- 9		.1 307		0- 0		24		25		189		.47541 182		17		17				
TOTALS		RPI 1-25		RPI 26-50		W-L RECORDS		RPI 51-100		RPI 101-150		RPI 150+											
7- 15		0- 4		0- 1		OVERALL		0- 2		2- 4		5- 4											
4- 6		0- 2		0- 1		HOME		0- 1		1- 2		3- 0											
3- 5		0- 1		0- 0		AWAY		0- 0		1- 2		2- 2											
0- 4		0- 1		0- 0		NEUTRAL		0- 1		0- 0		0- 2											
1- 9		0- 4		0- 1		NON-CONFERENCE		0- 1		1- 1		0- 2											
0- 4		0- 2		0- 1		HOME		0- 0		0- 1		0- 0											
1- 1		0- 1		0- 0		AWAY		0- 0		1- 0		0- 0											
0- 4		0- 1		0- 0		NEUTRAL		0- 1		0- 0		0- 2											
6- 6		0- 0		0- 0		CONFERENCE		0- 1		1- 3		5- 2											
4- 2		0- 0		0- 0		HOME		0- 1		1- 1		3- 0											
2- 4		0- 0		0- 0		AWAY		0- 0		0- 2		2- 2											
0- 0		0- 0		0- 0		NEUTRAL		0- 0		0- 0		0- 0											
RPI	S	Opponent		Score		RPI	S	Opponent		Score		RPI	S	Opponent		Score							
6	N	Oregon		0	3	29	H	Pepperdine		0	3	54	N	Missouri		0	3	106	H	UTSA		1	3
9	H	Florida St.		0	3							56	H	Tulsa		2	3	115	A	Lipscomb		3	1
20	A	Ohio St.		0	3													116	A	Rice		0	3
20	H	Ohio St.		1	3													116	H	Rice		3	1
																		149	A	UTEP		0	3
																		149	H	UTEP		0	3
																		169	A	UAB		2	3
																		171	H	Marshall		3	1
																		189	H	SMU		3	0
																		210	N	Toledo		2	3
																		248	A	Memphis		3	1
																		275	N	Appalachian St.		2	3
																		285	A	Tulane		1	3
																		285	H	Tulane		3	1
																		318	A	East Carolina		3	0
						LAST 10 GAMES																	
						116	H	Rice		3	1	149	H	UTEP		0	3						
						285	A	Tulane		1	3	285	H	Tulane		3	1						
						149	A	UTEP		0	3	189	H	SMU		3	0						
						171	H	Marshall		3	1	56	H	Tulsa		2	3						
						318	A	East Carolina		3	0	248	A	Memphis		3	1						

Non-Div. I Games:

Houston

Average RPI Win:		176	WON-LOST RECORD		WINNING PCT. RANK		LAST 10 GAMES		STRENGTH OF SCHEDULE		OPP. STRENGTH OF SCHEDULE		TEAM RPI		ADJ RPI		CONF. RPI		ADJ CONF. RPI			
DIV. I ONLY			3- 19		.13636 311		2- 8		62		56		225		.45421 206		9		9			
DIV. I NON-CONF.			1- 11		.08333 312		0- 1		34		27		216		.46298 207		7		7			
TOTALS		RPI 1-25		RPI 26-50		W-L RECORDS		RPI 51-100		RPI 101-150		RPI 150+										
3- 19		0- 5		0- 1		OVERALL		0- 8		2- 3		1- 2										
3- 3		0- 1		0- 0		HOME		0- 2		2- 0		1- 0										
0- 9		0- 2		0- 0		AWAY		0- 4		0- 2		0- 1										
0- 7		0- 2		0- 1		NEUTRAL		0- 2		0- 1		0- 1										
1- 11		0- 4		0- 1		NON-CONFERENCE		0- 3		1- 1		0- 2										
1- 0		0- 0		0- 0		HOME		0- 0		1- 0		0- 0										
0- 4		0- 2		0- 0		AWAY		0- 1		0- 0		0- 1										
0- 7		0- 2		0- 1		NEUTRAL		0- 2		0- 1		0- 1										
2- 8		0- 1		0- 0		CONFERENCE		0- 5		1- 2		1- 0										
2- 3		0- 1		0- 0		HOME		0- 2		1- 0		1- 0										
0- 5		0- 0		0- 0		AWAY		0- 3		0- 2		0- 0										
0- 0		0- 0		0- 0		NEUTRAL		0- 0		0- 0		0- 0										
RPI	S	Opponent		Score		RPI	S	Opponent		Score		RPI	S	Opponent		Score						
4	A	Texas		0	3	34	N	Notre Dame		0	3	66	A	Utah		0	3	122	H	Idaho	3	2
13	A	Southern California		0	3							71	A	Pacific		0	3	123	A	UC Irvine	0	3
18	H	Hawaii		1	3							74	H	Cal St. Northridge		0	3	132	A	UC Davis	0	3
22	N	San Diego		0	3							76	N	LSU		0	3	143	H	Cal St. Fullerton	3	2
22	N	San Diego		0	3							77	A	Long Beach St.		1	3	145	N	Utah Valley	1	3
												83	A	UC Santa Barbara		1	3	182	A	CSU Bakersfield	2	3
												83	H	UC Santa Barbara		0	3	224	N	Nevada	1	3
												98	N	Northeastern		0	3	263	H	UC Riverside	3	2
LAST 10 GAMES																						
						83	A	UC Santa Barbara		1	3	74	H	Cal St. Northridge		0	3					
						143	H	Cal St. Fullerton		3	2	18	H	Hawaii		1	3					
						263	H	UC Riverside		3	2	83	H	UC Santa Barbara		0	3					
						132	A	UC Davis		0	3	182	A	CSU Bakersfield		2	3					
						71	A	Pacific		0	3	123	A	UC Irvine		0	3					

Average RPI Win:	241	WON-LOST	WINNING	LAST 10	STRENGTH OF	OPP. STRENGTH	TEAM	ADJ	CONF.	ADJ CONF.	
Average RPI Loss:	140	RECORD	PCT. RANK	GAMES	SCHEDULE	OF SCHEDULE	RPI	RPI	RPI	RPI	
DIV. I ONLY	14- 14	.5	167	6- 4	249	176	205	.45369	208	24	24
DIV. I NON-CONF.	7- 9	.4375	199	1- 0	128	94	159	.49555	156	23	23
<hr/>											
TOTALS	RPI 1-25	RPI 26-50		W-L RECORDS	RPI 51-100		RPI 101-150		RPI 150+		
14- 14	0- 0	0- 2		OVERALL	0- 2		1- 4		13- 6		
4- 1	0- 0	0- 0		HOME	0- 0		0- 0		4- 1		
6- 8	0- 0	0- 1		AWAY	0- 1		0- 2		6- 4		
4- 5	0- 0	0- 1		NEUTRAL	0- 1		1- 2		3- 1		
<hr/>											
7- 9	0- 0	0- 2		NON-CONFERENCE	0- 2		1- 4		6- 1		
1- 0	0- 0	0- 0		HOME	0- 0		0- 0		1- 0		
2- 4	0- 0	0- 1		AWAY	0- 1		0- 2		2- 0		
4- 5	0- 0	0- 1		NEUTRAL	0- 1		1- 2		3- 1		
<hr/>											
7- 5	0- 0	0- 0		CONFERENCE	0- 0		0- 0		7- 5		
3- 1	0- 0	0- 0		HOME	0- 0		0- 0		3- 1		
4- 4	0- 0	0- 0		AWAY	0- 0		0- 0		4- 4		
0- 0	0- 0	0- 0		NEUTRAL	0- 0		0- 0		0- 0		
<hr/>											
RPI	S	Opponent	Score	RPI	S	Opponent	Score	RPI	S	Opponent	Score
				30	N	Dayton	0 3	101	N	Eastern Mich.	0 3
				33	A	Western Ky.	0 3	111	A	Alabama	1 3
								115	A	Lipscomb	0 3
								128	N	Oral Roberts	0 3
								150	N	East Tenn. St.	3 0
								164	N	UALR	2 3
								164	N	UALR	3 2
								175	A	Middle Tenn.	3 0
								175	H	Middle Tenn.	3 2
								181	A	Southeast Mo. St.	1 3
								201	H	Jacksonville St.	1 3
								207	A	Belmont	1 3
								228	A	Tennessee St.	3 1
								241	N	Lamar	3 0
								248	A	Memphis	3 2
								249	A	Eastern Ky.	0 3
								254	A	UT Martin	3 0
								260	A	Eastern Ill.	2 3
								260	H	Eastern Ill.	3 0
								277	A	SIU Edwardsville	3 2
								277	H	SIU Edwardsville	3 0
				LAST 10 GAMES							
				228	A	Tennessee St.	3 1	260	H	Eastern Ill.	3 0
				207	A	Belmont	1 3	175	H	Middle Tenn.	3 2
				260	A	Eastern Ill.	2 3	254	A	UT Martin	3 0
				277	A	SIU Edwardsville	3 2	181	A	Southeast Mo. St.	1 3
				277	H	SIU Edwardsville	3 0	249	A	Eastern Ky.	0 3
								301	A	Murray St.	3 1
								305	H	Tennessee Tech	3 1
								314	N	Alabama St.	3 0

Non-Div. I Games:

Austin Peay

Average RPI Win: 217		WON-LOST RECORD		WINNING PCT. RANK		LAST 10 GAMES		STRENGTH OF SCHEDULE		OPP. STRENGTH OF SCHEDULE		TEAM RPI		ADJ RPI		CONF. RPI		ADJ CONF. RPI	
Average RPI Loss: 123																			
DIV. I ONLY		10- 16		.38462 229		2- 8		158		117		209		.45275 209		8		8	
DIV. I NON-CONF.		8- 7		.53333 154		0- 0		237		180		185		.46809 195		9		9	
TOTALS		RPI 1-25		RPI 26-50		W-L RECORDS		RPI 51-100		RPI 101-150		RPI 150+							
10- 16		0- 2		1- 3		OVERALL		0- 2		1- 3		8- 6							
2- 4		0- 1		0- 0		HOME		0- 1		1- 1		1- 1							
3- 9		0- 0		1- 3		AWAY		0- 1		0- 1		2- 4							
5- 3		0- 1		0- 0		NEUTRAL		0- 0		0- 1		5- 1							
8- 7		0- 1		1- 1		NON-CONFERENCE		0- 0		0- 1		7- 4							
1- 1		0- 0		0- 0		HOME		0- 0		0- 0		1- 1							
2- 3		0- 0		1- 1		AWAY		0- 0		0- 0		1- 2							
5- 3		0- 1		0- 0		NEUTRAL		0- 0		0- 1		5- 1							
2- 9		0- 1		0- 2		CONFERENCE		0- 2		1- 2		1- 2							
1- 3		0- 1		0- 0		HOME		0- 1		1- 1		0- 0							
1- 6		0- 0		0- 2		AWAY		0- 1		0- 1		1- 2							
0- 0		0- 0		0- 0		NEUTRAL		0- 0		0- 0		0- 0							
RPI S	Opponent	Score		RPI S	Opponent	Score		RPI S	Opponent	Score		RPI S	Opponent	Score					
7 H	Louisville	0 3		28 A	Iowa St.	3 2		90 H	Cincinnati	0 3		108 A	Rutgers	1 3					
12 N	Kansas St.	0 3		32 A	Creighton	0 3		100 A	Seton Hall	1 3		110 N	Iowa	2 3					
				34 A	Notre Dame	0 3						127 H	Pittsburgh	0 3					
				36 A	Marquette	0 3						131 H	South Fla.	3 2					
												153 N	Denver	0 3					
												176 N	Ill.-Chicago	3 2					
												187 H	Niagara	3 2					
												199 A	Villanova	1 3					
												217 A	Colgate	3 1					
												218 A	Georgetown	3 2					
												226 A	DePaul	1 3					
												234 A	Buffalo	0 3					
												238 A	Neb. Omaha	0 3					
												258 H	Binghamton	2 3					
												297 N	Eastern Wash.	3 0					
												299 N	Hartford	3 0					
												306 N	Dartmouth	3 1					
												313 N	Bryant	3 1					
				LAST 10 GAMES															
				218 A Georgetown 3 2								108 A Rutgers 1 3							
				199 A Villanova 1 3								127 H Pittsburgh 0 3							
				90 H Cincinnati 0 3								131 H South Fla. 3 2							
				7 H Louisville 0 3								34 A Notre Dame 0 3							
				100 A Seton Hall 1 3								226 A DePaul 1 3							

Average RPI Win: 235		WON-LOST	WINNING	LAST 10	STRENGTH OF		OPP. STRENGTH	TEAM	ADJ		CONF.	ADJ CONF.
Average RPI Loss: 128		RECORD	PCT. RANK	GAMES	SCHEDULE		OF SCHEDULE	RPI	RPI		RPI	RPI
DIV. I ONLY		8- 17	.32	266	3- 7		116	212	221		.45229	211
DIV. I NON-CONF.		4- 8	.33333	242	0- 0		124	229	228		.45857	214
TOTALS		RPI 1-25	RPI 26-50		W-L RECORDS		RPI 51-100		RPI 101-150		RPI 150+	
8- 17		0- 0	0- 0		OVERALL		0- 3		1- 9		7- 5	
6- 8		0- 0	0- 0		HOME		0- 1		1- 4		5- 3	
2- 7		0- 0	0- 0		AWAY		0- 0		0- 4		2- 2	
0- 2		0- 0	0- 0		NEUTRAL		0- 1		0- 1		0- 0	
4- 8		0- 0	0- 0		NON-CONFERENCE		0- 3		0- 3		4- 2	
3- 5		0- 0	0- 0		HOME		0- 1		0- 2		3- 2	
1- 1		0- 0	0- 0		AWAY		0- 1		0- 0		1- 0	
0- 2		0- 0	0- 0		NEUTRAL		0- 1		0- 1		0- 0	
4- 9		0- 0	0- 0		CONFERENCE		0- 0		1- 6		3- 3	
3- 3		0- 0	0- 0		HOME		0- 0		1- 2		2- 1	
1- 6		0- 0	0- 0		AWAY		0- 0		0- 4		1- 2	
0- 0		0- 0	0- 0		NEUTRAL		0- 0		0- 0		0- 0	
RPI S	Opponent	Score	RPI S	Opponent	Score	RPI S	Opponent	Score	RPI S	Opponent	Score	
						61 N	IPFW	0 3	101 N	Eastern Mich.	2 3	
						69 A	TCU	0 3	103 A	New Mexico St.	0 3	
						99 H	A&M-Corpus Christi	0 3	103 H	New Mexico St.	3 1	
									105 A	Utah St.	0 3	
									105 H	Utah St.	0 3	
									106 A	UTSA	0 3	
									114 H	Northwestern St.	2 3	
									120 H	North Texas	2 3	
									122 H	Idaho	1 3	
									146 A	Texas St.	1 3	
									153 A	Denver	0 3	
									153 H	Denver	1 3	
									159 H	Stephen F. Austin	0 3	
									176 A	Ill.-Chicago	3 1	
									190 A	San Jose St.	1 3	
									190 H	San Jose St.	3 1	
									237 H	Seattle	3 0	
									262 H	Tex.-Pan American	3 1	
									270 H	Southern Miss.	0 3	
									281 H	Marist	3 0	
									304 A	Louisiana Tech	3 1	
									325 H	Savannah St.	3 0	
LAST 10 GAMES												
						190 A	San Jose St.	1 3	122 H	Idaho	1 3	
						105 A	Utah St.	0 3	106 A	UTSA	0 3	
						153 H	Denver	1 3	146 A	Texas St.	1 3	
						103 H	New Mexico St.	3 1	105 H	Utah St.	0 3	
						237 H	Seattle	3 0	190 H	San Jose St.	3 1	

Non-Div. I Games:

Texas-Arlington

Average RPI Win: 269		WON-LOST	WINNING	LAST 10	STRENGTH OF		OPP. STRENGTH	TEAM	ADJ	CONF.	ADJ CONF.								
Average RPI Loss: 150		RECORD	PCT. RANK	GAMES	SCHEDULE		OF SCHEDULE	RPI	RPI	RPI	RPI								
DIV. I ONLY		10- 11	.47619	189	6- 4		198	255	208	.45168	212								
DIV. I NON-CONF.		4- 7	.36364	235	1- 1		125	160	202	.46677	198								
TOTALS		RPI 1-25	RPI 26-50		W-L RECORDS		RPI 51-100		RPI 101-150		RPI 150+								
10- 11	0- 1	0- 1		OVERALL		0- 1		0- 2		10- 6									
4- 2	0- 0	0- 0		HOME		0- 0		0- 1		4- 1									
5- 6	0- 0	0- 0		AWAY		0- 1		0- 1		5- 4									
1- 3	0- 1	0- 1		NEUTRAL		0- 0		0- 0		1- 1									
4- 7	0- 1	0- 1		NON-CONFERENCE		0- 1		0- 2		4- 2									
2- 1	0- 0	0- 0		HOME		0- 0		0- 1		2- 0									
1- 3	0- 0	0- 0		AWAY		0- 1		0- 1		1- 1									
1- 3	0- 1	0- 1		NEUTRAL		0- 0		0- 0		1- 1									
6- 4	0- 0	0- 0		CONFERENCE		0- 0		0- 0		6- 4									
2- 1	0- 0	0- 0		HOME		0- 0		0- 0		2- 1									
4- 3	0- 0	0- 0		AWAY		0- 0		0- 0		4- 3									
0- 0	0- 0	0- 0		NEUTRAL		0- 0		0- 0		0- 0									
RPI S	Opponent	Score		RPI S	Opponent	Score		RPI S	Opponent	Score									
13 N	Southern California	0 3		33 N	Western Ky.	0 3		69 A	TCU	0 3									
								108 H	Rutgers	2	3								
								137 A	Virginia	0	3								
								152 A	Army	0	3								
								155 N	Delaware	1	3								
								183 A	Princeton	3	2								
								197 A	American	3	2								
								199 A	Villanova	1	3								
								217 A	Colgate	3	1								
								217 H	Colgate	0	3								
								268 A	Navy	2	3								
								292 H	Rider	3	1								
								293 N	Prairie View	3	0								
								294 A	Bucknell	2	3								
								294 H	Bucknell	3	1								
								296 A	Lafayette	3	0								
								296 H	Lafayette	3	0								
								309 H	Delaware St.	3	0								
								315 A	Holy Cross	3	0								
								LAST 10 GAMES											
								296 H	Lafayette	3	0	152 A	Army	0	3				
								309 H	Delaware St.	3	0	199 A	Villanova	1	3				
								217 A	Colgate	3	1	296 A	Lafayette	3	0				
								294 A	Bucknell	2	3	197 A	American	3	2				
								315 A	Holy Cross	3	0	268 A	Navy	2	3				

Non-Div. I Games:

Lehigh

Average RPI Win: 255		WON-LOST	WINNING	LAST 10	STRENGTH OF		OPP. STRENGTH	TEAM	ADJ	CONF.	ADJ CONF.
Average RPI Loss: 165		RECORD	PCT. RANK	GAMES	SCHEDULE		OF SCHEDULE	RPI	RPI	RPI	RPI
DIV. I ONLY		16- 13	.55172	144	243		277	200	.45154	213	21
DIV. I NON-CONF.		11- 4	.73333	65	236		297	131	.51059	134	24
TOTALS		RPI 1-25	RPI 26-50		W-L RECORDS		RPI 51-100		RPI 101-150		RPI 150+
16- 13	0- 0	0- 0		OVERALL		0- 2		1- 4		15- 7	
6- 7	0- 0	0- 0		HOME		0- 0		1- 3		5- 4	
7- 2	0- 0	0- 0		AWAY		0- 0		0- 1		7- 1	
3- 4	0- 0	0- 0		NEUTRAL		0- 2		0- 0		3- 2	
11- 4	0- 0	0- 0		NON-CONFERENCE		0- 2		1- 0		10- 2	
4- 0	0- 0	0- 0		HOME		0- 0		1- 0		3- 0	
4- 0	0- 0	0- 0		AWAY		0- 0		0- 0		4- 0	
3- 4	0- 0	0- 0		NEUTRAL		0- 2		0- 0		3- 2	
5- 9	0- 0	0- 0		CONFERENCE		0- 0		0- 4		5- 5	
2- 7	0- 0	0- 0		HOME		0- 0		0- 3		2- 4	
3- 2	0- 0	0- 0		AWAY		0- 0		0- 1		3- 1	
0- 0	0- 0	0- 0		NEUTRAL		0- 0		0- 0		0- 0	
RPI S	Opponent	Score	RPI S	Opponent	Score	RPI S	Opponent	Score	RPI S	Opponent	Score
						75 N	Towson	0 3	115 H	Lipscomb	0 3
						84 N	New Mexico	0 3	125 A	Fla. Gulf Coast	1 3
									125 H	Fla. Gulf Coast	0 3
									138 H	Troy	3 1
									150 H	East Tenn. St.	0 3
									160 H	Northern Ky.	0 3
									161 N	UMES	0 3
									174 A	North Florida	3 0
									174 H	North Florida	0 3
									177 A	Mississippi St.	3 2
									228 H	Tennessee St.	3 0
									233 N	Southern Utah	0 3
									235 A	Charlotte	3 0
									236 A	Jacksonville	3 2
									236 H	Jacksonville	2 3
									243 H	Mercer	2 3
									252 H	Chattanooga	3 1
									253 N	La.-Monroe	3 1
									264 A	USC Upstate	0 3
									264 H	USC Upstate	3 1
									269 N	UNC Asheville	3 0
									273 N	Jackson St.	3 1
									310 H	N.C. Central	3 0
									314 A	Alabama St.	3 0
									316 A	Stetson	3 0
									316 H	Stetson	3 0
									325 A	Savannah St.	3 0
			LAST 10 GAMES								
			236 H	Jacksonville	2 3	243 H	Mercer	2 3			
			174 H	North Florida	0 3	264 A	USC Upstate	0 3			
			125 A	Fla. Gulf Coast	1 3	174 A	North Florida	3 0			
			316 A	Stetson	3 0	236 A	Jacksonville	3 2			
			150 H	East Tenn. St.	0 3	314 A	Alabama St.	3 0			

Non-Div. I Games:

Kennesaw St.

Average RPI Win:		239	WON-LOST RECORD		WINNING PCT. RANK		LAST 10 GAMES		STRENGTH OF SCHEDULE		OPP. STRENGTH OF SCHEDULE		TEAM RPI		ADJ RPI		CONF. RPI		ADJ CONF. RPI	
Average RPI Loss:		128	11- 13		.45833 196		7- 3		238		155		214		.45101 214		22		22	
DIV. I ONLY			3- 9		.25 268		0- 0		129		67		233		.44777 229		17		17	
DIV. I NON-CONF.																				
TOTALS		RPI 1-25		RPI 26-50		W-L RECORDS		RPI 51-100		RPI 101-150		RPI 150+								
11- 13		0- 1		0- 2		OVERALL		1- 2		0- 3		10- 5								
6- 3		0- 0		0- 0		HOME		1- 0		0- 2		5- 1								
5- 4		0- 1		0- 0		AWAY		0- 0		0- 1		5- 2								
0- 6		0- 0		0- 2		NEUTRAL		0- 2		0- 0		0- 2								
3- 9		0- 1		0- 2		NON-CONFERENCE		0- 2		0- 2		3- 2								
2- 1		0- 0		0- 0		HOME		0- 0		0- 1		2- 0								
1- 2		0- 1		0- 0		AWAY		0- 0		0- 1		1- 0								
0- 6		0- 0		0- 2		NEUTRAL		0- 2		0- 0		0- 2								
8- 4		0- 0		0- 0		CONFERENCE		1- 0		0- 1		7- 3								
4- 2		0- 0		0- 0		HOME		1- 0		0- 1		3- 1								
4- 2		0- 0		0- 0		AWAY		0- 0		0- 0		4- 2								
0- 0		0- 0		0- 0		NEUTRAL		0- 0		0- 0		0- 0								
RPI	S	Opponent		Score		RPI	S	Opponent		Score		RPI	S	Opponent		Score				
4	A	Texas		0	3	32	N	Creighton		1	3	56	H	Tulsa		3	1			
						35	N	Illinois		0	3	59	N	Wisconsin		0	3			
												90	N	Cincinnati		0	3			
														131 A South Fla.		2	3			
														141 H Liberty		2	3			
														149 H UTEP		0	3			
														169 A UAB		2	3			
														171 A Marshall		2	3			
														171 H Marshall		3	1			
														180 H Columbia		3	0			
														189 H SMU		1	3			
														191 N Fairfield		2	3			
														236 H Jacksonville		3	0			
														248 A Memphis		3	0			
														270 A Southern Miss.		3	0			
														270 H Southern Miss.		3	1			
														274 A Sacred Heart		3	0			
														285 A Tulane		3	1			
														306 N Dartmouth		0	3			
														318 A East Carolina		3	0			
														318 H East Carolina		3	0			
LAST 10 GAMES																				
						171	H	Marshall		3	1	248	A	Memphis		3	0			
						318	H	East Carolina		3	0	56	H	Tulsa		3	1			
						270	A	Southern Miss.		3	0	189	H	SMU		1	3			
						270	H	Southern Miss.		3	1	318	A	East Carolina		3	0			
						169	A	UAB		2	3	171	A	Marshall		2	3			

Non-Div. I Games:

UCF

Average RPI Win: 226		WON-LOST	WINNING	LAST 10	STRENGTH OF		OPP. STRENGTH	TEAM	ADJ	CONF.	ADJ CONF.
Average RPI Loss: 123		RECORD	PCT. RANK	GAMES	SCHEDULE		OF SCHEDULE	RPI	RPI	RPI	RPI
DIV. I ONLY		8- 15	.34783	249	3- 7		124	179	212	.44949	215
DIV. I NON-CONF.		5- 8	.38462	227	0- 0		155	132	211	.462	213
TOTALS		RPI 1-25	RPI 26-50		W-L RECORDS		RPI 51-100		RPI 101-150		RPI 150+
8- 15	0- 0	0- 1		OVERALL		0- 6		0- 2		8- 6	
5- 4	0- 0	0- 0		HOME		0- 2		0- 1		5- 1	
0- 8	0- 0	0- 1		AWAY		0- 3		0- 0		0- 4	
3- 3	0- 0	0- 0		NEUTRAL		0- 1		0- 1		3- 1	
5- 8	0- 0	0- 1		NON-CONFERENCE		0- 4		0- 1		5- 2	
2- 2	0- 0	0- 0		HOME		0- 1		0- 0		2- 1	
0- 3	0- 0	0- 1		AWAY		0- 2		0- 0		0- 0	
3- 3	0- 0	0- 0		NEUTRAL		0- 1		0- 1		3- 1	
3- 7	0- 0	0- 0		CONFERENCE		0- 2		0- 1		3- 4	
3- 2	0- 0	0- 0		HOME		0- 1		0- 1		3- 0	
0- 5	0- 0	0- 0		AWAY		0- 1		0- 0		0- 4	
0- 0	0- 0	0- 0		NEUTRAL		0- 0		0- 0		0- 0	
RPI S	Opponent	Score	RPI S	Opponent	Score	RPI S	Opponent	Score	RPI S	Opponent	Score
			36 A	Marquette	1 3	58 A	Duke	0 3	110 N	Iowa	2 3
						59 A	Wisconsin	0 3	139 H	Valparaiso	2 3
						71 N	Pacific	1 3	158 A	Loyola Chicago	2 3
						80 H	Western Mich.	2 3	165 N	North Dakota St.	2 3
						93 A	Cleveland St.	0 3	172 A	Green Bay	1 3
						93 H	Cleveland St.	0 3	172 H	Green Bay	3 2
									176 A	Ill.-Chicago	2 3
									181 H	Southeast Mo. St.	3 0
									191 N	Fairfield	3 1
									203 A	Youngstown St.	1 3
									203 H	Youngstown St.	3 1
									204 N	William & Mary	3 1
									232 H	Bradley	2 3
									239 N	Drake	3 0
									298 H	Wright St.	3 1
									318 H	East Carolina	3 0
LAST 10 GAMES											
			172 A	Green Bay	1 3	176 A	Ill.-Chicago	2 3			
			203 A	Youngstown St.	1 3	158 A	Loyola Chicago	2 3			
			93 A	Cleveland St.	0 3	172 H	Green Bay	3 2			
			139 H	Valparaiso	2 3	93 H	Cleveland St.	0 3			
			298 H	Wright St.	3 1	203 H	Youngstown St.	3 1			

Non-Div. I Games:

Milwaukee

Average RPI Win: 262		WON-LOST RECORD		WINNING PCT. RANK		LAST 10 GAMES		STRENGTH OF SCHEDULE		OPP. STRENGTH OF SCHEDULE		TEAM RPI		ADJ RPI		CONF. RPI		ADJ CONF. RPI	
DIV. I ONLY		14- 13		.51852 166		7- 3		251		269		213		.44942 216		20		20	
DIV. I NON-CONF.		7- 8		.46667 178		0- 0		279		300		251		.42415 249		21		21	
TOTALS		RPI 1-25		RPI 26-50		W-L RECORDS		RPI 51-100		RPI 101-150		RPI 150+							
14- 13		0- 0		0- 0		OVERALL		1- 4		0- 3		13- 6							
8- 5		0- 0		0- 0		HOME		1- 1		0- 2		7- 2							
3- 4		0- 0		0- 0		AWAY		0- 2		0- 0		3- 2							
3- 4		0- 0		0- 0		NEUTRAL		0- 1		0- 1		3- 2							
7- 8		0- 0		0- 0		NON-CONFERENCE		0- 2		0- 2		7- 4							
3- 2		0- 0		0- 0		HOME		0- 0		0- 1		3- 1							
1- 2		0- 0		0- 0		AWAY		0- 1		0- 0		1- 1							
3- 4		0- 0		0- 0		NEUTRAL		0- 1		0- 1		3- 2							
7- 5		0- 0		0- 0		CONFERENCE		1- 2		0- 1		6- 2							
5- 3		0- 0		0- 0		HOME		1- 1		0- 1		4- 1							
2- 2		0- 0		0- 0		AWAY		0- 1		0- 0		2- 1							
0- 0		0- 0		0- 0		NEUTRAL		0- 0		0- 0		0- 0							
RPI	S	Opponent		Score	RPI	S	Opponent		Score	RPI	S	Opponent		Score					
							58 A	Duke	0 3			111 H	Alabama	0 3					
							82 A	Ga. Southern	2 3			117 H	Samford	1 3					
							86 H	Col. of Charleston	0 3			141 N	Liberty	0 3					
							97 H	Furman	3 1			156 H	High Point	1 3					
							98 N	Northeastern	0 3			193 H	Wofford	3 2					
												196 H	UNC Greensboro	2 3					
												204 A	William & Mary	1 3					
												225 A	Davidson	3 1					
												232 N	Bradley	0 3					
												252 H	Chattanooga	3 0					
												259 A	Western Caro.	3 0					
												259 H	Western Caro.	3 1					
												261 N	Hampton	2 3					
												261 N	Hampton	3 0					
												275 A	Appalachian St.	1 3					
												275 H	Appalachian St.	3 0					
												278 A	Radford	3 2					
												286 H	Gardner-Webb	3 0					
												310 H	N.C. Central	3 0					
												318 N	East Carolina	3 1					
												320 N	Howard	3 0					
												328 H	N.C. A&T	3 0					
LAST 10 GAMES																			
							259 H	Western Caro.	3 1			225 A	Davidson	3 1					
							275 H	Appalachian St.	3 0			117 H	Samford	1 3					
							97 H	Furman	3 1			252 H	Chattanooga	3 0					
							193 H	Wofford	3 2			275 A	Appalachian St.	1 3					
							82 A	Ga. Southern	2 3			259 A	Western Caro.	3 0					

Non-Div. I Games:

Elon

Average RPI Win: 239		WON-LOST RECORD		WINNING PCT. RANK		LAST 10 GAMES		STRENGTH OF SCHEDULE		OPP. STRENGTH OF SCHEDULE		TEAM RPI		ADJ RPI		CONF. RPI		ADJ CONF. RPI			
DIV. I ONLY		12- 12		.5 167		8- 2		213		222		198		.44922 217		28		27			
DIV. I NON-CONF.		3- 11		.21429 280		1- 1		170		117		260		.40024 263		26		26			
TOTALS		RPI 1-25		RPI 26-50		W-L RECORDS		RPI 51-100		RPI 101-150		RPI 150+									
12- 12		0- 1		0- 1		OVERALL		0- 1		1- 1		11- 8									
5- 5		0- 0		0- 0		HOME		0- 0		0- 0		5- 5									
6- 4		0- 0		0- 0		AWAY		0- 1		1- 1		5- 2									
1- 3		0- 1		0- 1		NEUTRAL		0- 0		0- 0		1- 1									
3- 11		0- 1		0- 1		NON-CONFERENCE		0- 1		1- 1		2- 7									
1- 4		0- 0		0- 0		HOME		0- 0		0- 0		1- 4									
1- 4		0- 0		0- 0		AWAY		0- 1		1- 1		0- 2									
1- 3		0- 1		0- 1		NEUTRAL		0- 0		0- 0		1- 1									
9- 1		0- 0		0- 0		CONFERENCE		0- 0		0- 0		9- 1									
4- 1		0- 0		0- 0		HOME		0- 0		0- 0		4- 1									
5- 0		0- 0		0- 0		AWAY		0- 0		0- 0		5- 0									
0- 0		0- 0		0- 0		NEUTRAL		0- 0		0- 0		0- 0									
RPI	S	Opponent		Score		RPI	S	Opponent		Score		RPI	S	Opponent		Score					
3	N	Nebraska		0 3		44	N	Arizona St.		0 3		57	A	Loyola Marymount		1 3					
												123	A	UC Irvine		1	3				
												142	A	Albany (NY)		3	1				
												152	A	Army		3	1				
												176	H	Ill.-Chicago		0	3				
												179	H	Siena		3	0				
												180	A	Columbia		1	3				
												183	H	Princeton		0	3				
												197	H	American		3	0				
												198	N	Hofstra		2	3				
												209	H	Syracuse		1	3				
												212	A	Lehigh		3	0				
												212	H	Lehigh		1	3				
												221	N	Rhode Island		3	1				
												267	A	Cornell		2	3				
												268	H	Navy		3	0				
												294	A	Bucknell		3	1				
294	H	Bucknell		3	1																
296	A	Lafayette		3	0																
296	H	Lafayette		3	0																
313	H	Bryant		2	3																
315	A	Holy Cross		3	0																
LAST 10 GAMES																					
294 H Bucknell						3	1	268 H Navy						3	0						
212 H Lehigh						1	3	294 A Bucknell						3	1						
296 H Lafayette						3	0	152 A Army						3	1						
142 A Albany (NY)						3	1	315 A Holy Cross						3	0						
197 H American						3	0	267 A Cornell						2	3						

Non-Div. I Games:

Colgate

Average RPI Win:	231	WON-LOST	WINNING	LAST 10	STRENGTH OF	OPP. STRENGTH	TEAM	ADJ	CONF.	ADJ CONF.		
Average RPI Loss:	126	RECORD	PCT. RANK	GAMES	SCHEDULE	OF SCHEDULE	RPI	RPI	RPI	RPI		
DIV. I ONLY	7- 17	.29167	279	1- 9	103	169	216	.44403	218	8	8	
DIV. I NON-CONF.	6- 7	.46154	182	0- 0	138	218	177	.47527	183	9	9	
<hr/>												
TOTALS	RPI 1-25	RPI 26-50		W-L RECORDS		RPI 51-100		RPI 101-150		RPI 150+		
7- 17	0- 0	0- 3		OVERALL		0- 3		1- 6		6- 5		
1- 7	0- 0	0- 2		HOME		0- 1		0- 2		1- 2		
2- 7	0- 0	0- 0		AWAY		0- 2		0- 4		2- 1		
4- 3	0- 0	0- 1		NEUTRAL		0- 0		1- 0		3- 2		
6- 7	0- 0	0- 1		NON-CONFERENCE		0- 2		1- 1		5- 3		
0- 1	0- 0	0- 0		HOME		0- 0		0- 1		0- 0		
2- 3	0- 0	0- 0		AWAY		0- 2		0- 0		2- 1		
4- 3	0- 0	0- 1		NEUTRAL		0- 0		1- 0		3- 2		
1- 10	0- 0	0- 2		CONFERENCE		0- 1		0- 5		1- 2		
1- 6	0- 0	0- 2		HOME		0- 1		0- 1		1- 2		
0- 4	0- 0	0- 0		AWAY		0- 0		0- 4		0- 0		
0- 0	0- 0	0- 0		NEUTRAL		0- 0		0- 0		0- 0		
RPI	S	Opponent	Score	RPI	S	Opponent	Score	RPI	S	Opponent	Score	
				34	H	Notre Dame	0 3	67	A	VCU	1 3	
				36	H	Marquette	1 3	86	A	Col. of Charleston	2 3	
				46	N	Michigan St.	0 3	100	H	Seton Hall	1 3	
										108	H Rutgers	1 3
										113	A St. John's (NY)	0 3
										118	A Connecticut	1 3
										127	A Pittsburgh	1 3
										131	A South Fla.	2 3
										137	N Virginia	3 0
										141	H Liberty	1 3
										155	A Delaware	0 3
										197	A American	3 0
										199	H Villanova	1 3
										202	N Presbyterian	1 3
										204	A William & Mary	3 1
										209	H Syracuse	2 3
										226	H DePaul	3 0
										266	N Manhattan	3 0
										275	N Appalachian St.	2 3
										280	N George Mason	3 0
										308	N Campbell	3 1
				LAST 10 GAMES								
				209	H	Syracuse	2 3	127	A	Pittsburgh	1 3	
				36	H	Marquette	1 3	199	H	Villanova	1 3	
				226	H	DePaul	3 0	108	H	Rutgers	1 3	
				34	H	Notre Dame	0 3	100	H	Seton Hall	1 3	
				131	A	South Fla.	2 3	118	A	Connecticut	1 3	

Non-Div. I Games:

Georgetown

Average RPI Win:		206	WON-LOST RECORD		WINNING PCT. RANK		LAST 10 GAMES		STRENGTH OF SCHEDULE		OPP. STRENGTH OF SCHEDULE		TEAM RPI		ADJ RPI		CONF. RPI		ADJ CONF. RPI	
Average RPI Loss:		145																		
DIV. I ONLY			10- 14		.41667 212		3- 7		222		151		219		.44364 219		12		12	
DIV. I NON-CONF.			6- 5		.54545 145		1- 0		263		181		198		.46636 201		15		13	
TOTALS		RPI 1-25		RPI 26-50		W-L RECORDS		RPI 51-100		RPI 101-150		RPI 150+								
10- 14		0- 0		0- 1		OVERALL		0- 1		1- 6		9- 6								
1- 6		0- 0		0- 0		HOME		0- 0		0- 3		1- 3								
6- 5		0- 0		0- 0		AWAY		0- 1		1- 2		5- 2								
3- 3		0- 0		0- 1		NEUTRAL		0- 0		0- 1		3- 1								
6- 5		0- 0		0- 1		NON-CONFERENCE		0- 0		0- 1		6- 3								
1- 0		0- 0		0- 0		HOME		0- 0		0- 0		1- 0								
2- 2		0- 0		0- 0		AWAY		0- 0		0- 0		2- 2								
3- 3		0- 0		0- 1		NEUTRAL		0- 0		0- 1		3- 1								
4- 9		0- 0		0- 0		CONFERENCE		0- 1		1- 5		3- 3								
0- 6		0- 0		0- 0		HOME		0- 0		0- 3		0- 3								
4- 3		0- 0		0- 0		AWAY		0- 1		1- 2		3- 0								
0- 0		0- 0		0- 0		NEUTRAL		0- 0		0- 0		0- 0								
RPI	S	Opponent		Score		RPI	S	Opponent		Score		RPI	S	Opponent		Score				
				37	N	Santa Clara		0	3	61	A	IPFW		1	3	107	N	Indiana	0	3
																119	A	Oakland	3	2
																129	A	South Dakota St.	1	3
																129	H	South Dakota St.	1	3
																130	H	IUPUI	0	3
																136	A	UMKC	0	3
																136	H	UMKC	2	3
																151	N	Montana St.	2	3
																158	N	Loyola Chicago	3	0
																159	N	Stephen F. Austin	3	0
																162	A	Butler	1	3
																165	A	North Dakota St.	3	2
																165	H	North Dakota St.	1	3
																166	A	Saint Louis	3	0
																170	A	South Dakota	3	0
																170	H	South Dakota	1	3
																238	A	Neb. Omaha	3	1
																238	H	Neb. Omaha	2	3
																277	A	SIU Edwardsville	1	3
																277	N	SIU Edwardsville	3	2
																287	A	Indiana St.	3	2
																317	H	Chicago St.	3	0
				LAST 10 GAMES																
				238	A	Neb. Omaha		3	1	61	A	IPFW		1	3					
				165	H	North Dakota St.		1	3	130	H	IUPUI		0	3					
				129	H	South Dakota St.		1	3	166	A	Saint Louis		3	0					
				170	A	South Dakota		3	0	238	H	Neb. Omaha		2	3					
				136	A	UMKC		0	3	129	A	South Dakota St.		1	3					

Non-Div. I Games:

Western Ill.

Loss, Non-Conf, S Site, H Home, A Away, N Neutral Page 220

Average RPI Win: 237		WON-LOST RECORD		WINNING PCT. RANK		LAST 10 GAMES		STRENGTH OF SCHEDULE		OPP. STRENGTH OF SCHEDULE		TEAM RPI		ADJ RPI		CONF. RPI		ADJ CONF. RPI	
Average RPI Loss: 145																			
DIV. I ONLY		9- 15		.375 235		4- 6		147		197		215		.44268 221		13		13	
DIV. I NON-CONF.		4- 9		.30769 254		0- 1		171		210		241		.42777 245		13		15	
TOTALS		RPI 1-25		RPI 26-50		W-L RECORDS		RPI 51-100		RPI 101-150		RPI 150+							
9- 15		0- 0		0- 2		OVERALL		0- 3		0- 2		9- 8							
6- 4		0- 0		0- 0		HOME		0- 2		0- 0		6- 2							
1- 7		0- 0		0- 2		AWAY		0- 1		0- 1		1- 3							
2- 4		0- 0		0- 0		NEUTRAL		0- 0		0- 1		2- 3							
4- 9		0- 0		0- 1		NON-CONFERENCE		0- 1		0- 2		4- 5							
2- 1		0- 0		0- 0		HOME		0- 1		0- 0		2- 0							
0- 4		0- 0		0- 1		AWAY		0- 0		0- 1		0- 2							
2- 4		0- 0		0- 0		NEUTRAL		0- 0		0- 1		2- 3							
5- 6		0- 0		0- 1		CONFERENCE		0- 2		0- 0		5- 3							
4- 3		0- 0		0- 0		HOME		0- 1		0- 0		4- 2							
1- 3		0- 0		0- 1		AWAY		0- 1		0- 0		1- 1							
0- 0		0- 0		0- 0		NEUTRAL		0- 0		0- 0		0- 0							
RPI S	Opponent	Score		RPI S	Opponent	Score		RPI S	Opponent	Score		RPI S	Opponent	Score					
				30 A	Dayton	0 3		67 H	VCU	0 3		108 A	Rutgers	1 3					
				42 A	Colorado St.	0 3		85 A	Xavier	0 3		137 N	Virginia	0 3					
								100 H	Seton Hall	2 3		153 N	Denver	0 3					
												162 H	Butler	0 3					
												166 H	Saint Louis	3 2					
												167 A	Temple	0 3					
												167 H	Temple	3 2					
												180 A	Columbia	0 3					
												185 H	Canisius	3 2					
												198 N	Hofstra	2 3					
												217 N	Colgate	1 3					
												230 N	New Hampshire	3 2					
												235 H	Charlotte	3 0					
												257 A	Brown	1 3					
												271 N	Iona	3 2					
												272 H	Fordham	1 3					
												289 A	La Salle	3 0					
												289 H	La Salle	3 2					
												299 H	Hartford	3 0					
				LAST 10 GAMES															
				162 H	Butler	0 3		85 A	Xavier	0 3									
				166 H	Saint Louis	3 2		272 H	Fordham	1 3									
				167 H	Temple	3 2		257 A	Brown	1 3									
				289 H	La Salle	3 2		235 H	Charlotte	3 0									
				30 A	Dayton	0 3		67 H	VCU	0 3									

Average RPI Win: 293		WON-LOST	WINNING	LAST 10	STRENGTH OF		OPP. STRENGTH	TEAM	ADJ	CONF.	ADJ CONF.
Average RPI Loss: 115		RECORD	PCT. RANK	GAMES	SCHEDULE		OF SCHEDULE	RPI	RPI	RPI	RPI
DIV. I ONLY		9-9	.5	167	8-2		289	238	236	.44018	222
DIV. I NON-CONF.		2-9	.18182	291	1-2		69	78	229	.45189	224
TOTALS		RPI 1-25	RPI 26-50		W-L RECORDS		RPI 51-100		RPI 101-150		RPI 150+
9-9	0-2	0-0		OVERALL		0-1		0-3		9-3	
3-4	0-1	0-0		HOME		0-1		0-1		3-1	
4-3	0-1	0-0		AWAY		0-0		0-1		4-1	
2-2	0-0	0-0		NEUTRAL		0-0		0-1		2-1	
2-9	0-2	0-0		NON-CONFERENCE		0-1		0-3		2-3	
0-4	0-1	0-0		HOME		0-1		0-1		0-1	
0-3	0-1	0-0		AWAY		0-0		0-1		0-1	
2-2	0-0	0-0		NEUTRAL		0-0		0-1		2-1	
7-0	0-0	0-0		CONFERENCE		0-0		0-0		7-0	
3-0	0-0	0-0		HOME		0-0		0-0		3-0	
4-0	0-0	0-0		AWAY		0-0		0-0		4-0	
0-0	0-0	0-0		NEUTRAL		0-0		0-0		0-0	
RPI S	Opponent	Score		RPI S	Opponent	Score		RPI S	Opponent	Score	
9 H	Florida St.	0	3					52 H	Georgia	0	3
11 A	Florida	0	3					125 N	Fla. Gulf Coast	1	3
								138 A	Troy	0	3
								138 H	Troy	2	3
								174 A	North Florida	0	3
								195 H	FIU	0	3
								195 N	FIU	1	3
								202 N	Presbyterian	3	0
								225 N	Davidson	3	2
								300 A	South Carolina St.	3	2
								300 H	South Carolina St.	3	0
								310 A	N.C. Central	3	2
								321 H	Bethune-Cookman	3	0
								325 A	Savannah St.	3	0
								325 H	Savannah St.	3	0
								328 A	N.C. A&T	3	0
LAST 10 GAMES											
325 A	Savannah St.	3	0	310 A	N.C. Central	3	2				
300 A	South Carolina St.	3	2	300 H	South Carolina St.	3	0				
138 H	Troy	2	3	325 H	Savannah St.	3	0				
321 H	Bethune-Cookman	3	0	138 A	Troy	0	3				
328 A	N.C. A&T	3	0	225 N	Davidson	3	2				

Non-Div. I Games:

Florida A&M

Average RPI Win: 181		WON-LOST RECORD		WINNING PCT. RANK		LAST 10 GAMES		STRENGTH OF SCHEDULE		OPP. STRENGTH OF SCHEDULE		TEAM RPI		ADJ RPI		CONF. RPI		ADJ CONF. RPI	
DIV. I ONLY		6- 17		.26087 284		3- 7		106		150		228		.43951 223		16		15	
DIV. I NON-CONF.		2- 7		.22222 279		0- 0		45		111		181		.48525 170		12		12	
TOTALS		RPI 1-25		RPI 26-50		W-L RECORDS		RPI 51-100		RPI 101-150		RPI 150+							
6- 17		0- 0		0- 1		OVERALL		2- 8		0- 5		4- 3							
4- 6		0- 0		0- 0		HOME		2- 4		0- 1		2- 1							
1- 8		0- 0		0- 1		AWAY		0- 3		0- 2		1- 2							
1- 3		0- 0		0- 0		NEUTRAL		0- 1		0- 2		1- 0							
2- 7		0- 0		0- 1		NON-CONFERENCE		1- 3		0- 3		1- 0							
1- 2		0- 0		0- 0		HOME		1- 2		0- 0		0- 0							
0- 2		0- 0		0- 1		AWAY		0- 0		0- 1		0- 0							
1- 3		0- 0		0- 0		NEUTRAL		0- 1		0- 2		1- 0							
4- 10		0- 0		0- 0		CONFERENCE		1- 5		0- 2		3- 3							
3- 4		0- 0		0- 0		HOME		1- 2		0- 1		2- 1							
1- 6		0- 0		0- 0		AWAY		0- 3		0- 1		1- 2							
0- 0		0- 0		0- 0		NEUTRAL		0- 0		0- 0		0- 0							
RPI S	Opponent	Score		RPI S	Opponent	Score		RPI S	Opponent	Score		RPI S	Opponent	Score					
				50 A	San Diego St.	0	3	60 H	Idaho St.	2	3	105 N	Utah St.	2	3				
								71 N	Pacific	2	3	122 A	Idaho	1	3				
								73 A	Northern Ariz.	0	3	124 N	Washington St.	0	3				
								75 H	Towson	3	2	140 A	North Dakota	0	3				
								79 A	Portland St.	1	3	140 H	North Dakota	0	3				
								79 H	Portland St.	2	3	151 A	Montana St.	3	2				
								87 H	Texas Tech	1	3	192 H	Sacramento St.	3	1				
								95 A	Northern Colo.	1	3	233 A	Southern Utah	0	3				
								95 H	Northern Colo.	3	1	255 H	Weber St.	2	3				
								97 H	Furman	1	3	274 N	Sacred Heart	3	0				
												297 A	Eastern Wash.	0	3				
												297 H	Eastern Wash.	3	0				
				LAST 10 GAMES															
				79 A	Portland St.	1	3	192 H	Sacramento St.	3	1								
				297 A	Eastern Wash.	0	3	73 A	Northern Ariz.	0	3								
				95 H	Northern Colo.	3	1	233 A	Southern Utah	0	3								
				140 H	North Dakota	0	3	60 H	Idaho St.	2	3								
				151 A	Montana St.	3	2	255 H	Weber St.	2	3								

Non-Div. I Games:

Montana

Average RPI Win: 157		WON-LOST	WINNING	LAST 10	STRENGTH OF		OPP. STRENGTH	TEAM	ADJ	CONF.	ADJ CONF.						
Average RPI Loss: 102		RECORD	PCT. RANK	GAMES	SCHEDULE		OF SCHEDULE	RPI	RPI	RPI	RPI						
DIV. I ONLY		4- 19	.17391	304	1- 9		99	87	239	.43857	224	7	7				
DIV. I NON-CONF.		3- 10	.23077	278	0- 0		153	81	249	.43453	237	8	8				
<hr/>																	
TOTALS		RPI 1-25		RPI 26-50		W-L RECORDS		RPI 51-100		RPI 101-150		RPI 150+					
4- 19		0- 0		1- 2		OVERALL		1- 8		0- 6		2- 3					
2- 8		0- 0		1- 1		HOME		1- 3		0- 3		0- 1					
0- 7		0- 0		0- 1		AWAY		0- 3		0- 1		0- 2					
2- 4		0- 0		0- 0		NEUTRAL		0- 2		0- 2		2- 0					
3- 10		0- 0		0- 0		NON-CONFERENCE		1- 5		0- 4		2- 1					
1- 3		0- 0		0- 0		HOME		1- 0		0- 2		0- 1					
0- 3		0- 0		0- 0		AWAY		0- 3		0- 0		0- 0					
2- 4		0- 0		0- 0		NEUTRAL		0- 2		0- 2		2- 0					
1- 9		0- 0		1- 2		CONFERENCE		0- 3		0- 2		0- 2					
1- 5		0- 0		1- 1		HOME		0- 3		0- 1		0- 0					
0- 4		0- 0		0- 1		AWAY		0- 0		0- 1		0- 2					
0- 0		0- 0		0- 0		NEUTRAL		0- 0		0- 0		0- 0					
RPI	S	Opponent		Score		RPI	S	Opponent		Score		RPI	S	Opponent		Score	
						42	A	Colorado St.		0 3		53	H	Fresno St.		0 3	
						42	H	Colorado St.		0 3		62	A	Baylor		1 3	
						50	H	San Diego St.		3 2		63	H	UNLV		2 3	
												66	A	Utah		0 3	
												71	A	Pacific		0 3	
												79	N	Portland St.		0 3	
												84	H	New Mexico		0 3	
												87	H	Texas Tech		3 2	
												99	N	A&M-Corpus Christi		1 3	

Average RPI Win: 260		WON-LOST	WINNING	LAST 10	STRENGTH OF		OPP. STRENGTH	TEAM	ADJ	CONF.	ADJ CONF.
Average RPI Loss: 153		RECORD	PCT. RANK	GAMES	SCHEDULE		OF SCHEDULE	RPI	RPI	RPI	RPI
DIV. I ONLY		9- 13	.40909	215	4- 6		170	241	218	.43843	225
DIV. I NON-CONF.		4- 6	.4	215	0- 0		233	266	245	.42469	248
TOTALS		RPI 1-25	RPI 26-50		W-L RECORDS		RPI 51-100		RPI 101-150		RPI 150+
9- 13	0- 0	0- 0		OVERALL		0- 4		0- 2		9- 7	
4- 5	0- 0	0- 0		HOME		0- 2		0- 0		4- 3	
3- 6	0- 0	0- 0		AWAY		0- 2		0- 2		3- 2	
2- 2	0- 0	0- 0		NEUTRAL		0- 0		0- 0		2- 2	
4- 6	0- 0	0- 0		NON-CONFERENCE		0- 0		0- 1		4- 5	
2- 2	0- 0	0- 0		HOME		0- 0		0- 0		2- 2	
0- 2	0- 0	0- 0		AWAY		0- 0		0- 1		0- 1	
2- 2	0- 0	0- 0		NEUTRAL		0- 0		0- 0		2- 2	
5- 7	0- 0	0- 0		CONFERENCE		0- 4		0- 1		5- 2	
2- 3	0- 0	0- 0		HOME		0- 2		0- 0		2- 1	
3- 4	0- 0	0- 0		AWAY		0- 2		0- 1		3- 1	
0- 0	0- 0	0- 0		NEUTRAL		0- 0		0- 0		0- 0	
RPI S	Opponent	Score	RPI S	Opponent	Score	RPI S	Opponent	Score	RPI S	Opponent	Score
						82 H	Ga. Southern	0 3	117 A	Samford	1 3
						86 A	Col. of Charleston	1 3	133 A	Wake Forest	2 3
						86 H	Col. of Charleston	0 3	156 H	High Point	0 3
						97 A	Furman	0 3	172 H	Green Bay	2 3
									174 A	North Florida	2 3
									193 A	Wofford	3 0
									196 H	UNC Greensboro	3 2
									202 N	Presbyterian	2 3
									216 H	Elon	1 3
									222 N	Florida A&M	2 3
									231 N	UNC Wilmington	3 1
									251 N	Winthrop	3 2
									252 A	Chattanooga	1 3
									259 A	Western Caro.	3 0
									286 H	Gardner-Webb	3 0
									307 A	Citadel	3 2
									307 H	Citadel	3 0
									310 H	N.C. Central	3 0
LAST 10 GAMES											
						307 A	Citadel	3 2	216 H	Elon	1 3
						86 A	Col. of Charleston	1 3	82 H	Ga. Southern	0 3
						117 A	Samford	1 3	259 A	Western Caro.	3 0
						252 A	Chattanooga	1 3	86 H	Col. of Charleston	0 3
						196 H	UNC Greensboro	3 2	307 H	Citadel	3 0

Non-Div. I Games:

Davidson

Average RPI Win:		245	WON-LOST RECORD		WINNING PCT. RANK		LAST 10 GAMES		STRENGTH OF SCHEDULE		OPP. STRENGTH OF SCHEDULE		TEAM RPI		ADJ RPI		CONF. RPI		ADJ CONF. RPI								
Average RPI Loss:		116																									
DIV. I ONLY			8- 16		.33333 254		3- 7		162		108		223		.4378 226		8		8								
DIV. I NON-CONF.			5- 8		.38462 227		0- 1		259		176		250		.42047 252		9		9								
TOTALS		RPI 1-25		RPI 26-50		W-L RECORDS		RPI 51-100		RPI 101-150		RPI 150+															
8- 16		0- 2		0- 3		OVERALL		0- 1		1- 4		7- 6															
3- 8		0- 0		0- 2		HOME		0- 0		1- 3		2- 3															
2- 4		0- 1		0- 0		AWAY		0- 1		0- 0		2- 2															
3- 4		0- 1		0- 1		NEUTRAL		0- 0		0- 1		3- 1															
5- 8		0- 1		0- 1		NON-CONFERENCE		0- 0		0- 1		5- 5															
1- 3		0- 0		0- 0		HOME		0- 0		0- 0		1- 3															
1- 1		0- 0		0- 0		AWAY		0- 0		0- 0		1- 1															
3- 4		0- 1		0- 1		NEUTRAL		0- 0		0- 1		3- 1															
3- 8		0- 1		0- 2		CONFERENCE		0- 1		1- 3		2- 1															
2- 5		0- 0		0- 2		HOME		0- 0		1- 3		1- 0															
1- 3		0- 1		0- 0		AWAY		0- 1		0- 0		1- 1															
0- 0		0- 0		0- 0		NEUTRAL		0- 0		0- 0		0- 0															
RPI	S	Opponent		Score		RPI	S	Opponent		Score		RPI	S	Opponent		Score											
2	N	Penn St.		0	3	34	H	Notre Dame		0	3	90	A	Cincinnati		1	3										
7	A	Louisville		0	3	36	H	Marquette		0	3																
						43	N	Oregon St.		2	3																
						LAST 10 GAMES																					
						127 H Pittsburgh						2	3	118 H Connecticut						1	3						
						131 H South Fla.						3	1	113 H St. John's (NY)						1	3						
						218 A Georgetown						0	3	36 H Marquette						0	3						
						199 A Villanova						3	1	209 H Syracuse						3	1						
						34 H Notre Dame						0	3	172 H Green Bay						2	3						

Non-Div. I Games:

DePaul

Average RPI Win: 236		WON-LOST RECORD		WINNING PCT. RANK		LAST 10 GAMES		STRENGTH OF SCHEDULE		OPP. STRENGTH OF SCHEDULE		TEAM RPI		ADJ RPI		CONF. RPI		ADJ CONF. RPI	
Average RPI Loss: 111																			
DIV. I ONLY		8- 18		.30769 272		3- 7		134		131		222		.43749 227		10		10	
DIV. I NON-CONF.		5- 8		.38462 227		1- 0		164		204		225		.44814 228		10		10	
TOTALS		RPI 1-25		RPI 26-50		W-L RECORDS		RPI 51-100		RPI 101-150		RPI 150+							
8- 18		0- 0		0- 6		OVERALL		1- 4		1- 2		6- 6							
5- 4		0- 0		0- 2		HOME		1- 0		0- 1		4- 1							
1- 10		0- 0		0- 4		AWAY		0- 3		0- 0		1- 3							
2- 4		0- 0		0- 0		NEUTRAL		0- 1		1- 1		1- 2							
5- 8		0- 0		0- 1		NON-CONFERENCE		0- 2		1- 1		4- 4							
2- 1		0- 0		0- 0		HOME		0- 0		0- 0		2- 1							
1- 3		0- 0		0- 1		AWAY		0- 1		0- 0		1- 1							
2- 4		0- 0		0- 0		NEUTRAL		0- 1		1- 1		1- 2							
3- 10		0- 0		0- 5		CONFERENCE		1- 2		0- 1		2- 2							
3- 3		0- 0		0- 2		HOME		1- 0		0- 1		2- 0							
0- 7		0- 0		0- 3		AWAY		0- 2		0- 0		0- 2							
0- 0		0- 0		0- 0		NEUTRAL		0- 0		0- 0		0- 0							
RPI S	Opponent	Score		RPI S	Opponent	Score		RPI S	Opponent	Score		RPI S	Opponent	Score					
				32 A	Creighton	0	3	74 N	Cal St. Northridge	0	3	102 H	Illinois St.	0	3				
				32 H	Creighton	1	3	78 A	Southern Ill.	0	3	131 N	South Fla.	1	3				
				39 A	Wichita St.	0	3	92 A	Morehead St.	1	3	145 N	Utah Valley	3	1				
				39 H	Wichita St.	1	3	96 A	Missouri St.	0	3	160 N	Northern Ky.	1	3				
				45 A	UNI	1	3	96 H	Missouri St.	3	0	166 A	Saint Louis	1	3				
				48 A	Arizona	0	3					181 N	Southeast Mo. St.	0	3				
												207 H	Belmont	2	3				
												232 A	Bradley	0	3				
												239 A	Drake	0	3				
												239 H	Drake	3	1				
												254 H	UT Martin	3	0				
												277 A	SIU Edwardsville	3	0				
												287 H	Indiana St.	3	2				
												290 N	Alabama A&M	3	0				
												301 H	Murray St.	3	0				
LAST 10 GAMES																			
				239 A	Drake	0	3	45 A	UNI	1	3								
				32 A	Creighton	0	3	78 A	Southern Ill.	0	3								
				39 H	Wichita St.	1	3	254 H	UT Martin	3	0								
				96 H	Missouri St.	3	0	32 H	Creighton	1	3								
				232 A	Bradley	0	3	239 H	Drake	3	1								

Non-Div. I Games:

Evansville

Average RPI Win:	269	WON-LOST	WINNING	LAST 10	STRENGTH OF	OPP. STRENGTH	TEAM	ADJ	CONF.	ADJ CONF.	
Average RPI Loss:	162	RECORD	PCT. RANK	GAMES	SCHEDULE	OF SCHEDULE	RPI	RPI	RPI	RPI	
DIV. I ONLY	14- 11	.56	137	7- 3	296	234	226	.43732	228	24	24
DIV. I NON-CONF.	6- 7	.46154	182	1- 0	285	245	246	.42886	244	23	23
<hr/>											
TOTALS	RPI 1-25	RPI 26-50		W-L RECORDS	RPI 51-100		RPI 101-150		RPI 150+		
14- 11	0- 0	0- 0		OVERALL	0- 3		0- 2		14- 6		
5- 2	0- 0	0- 0		HOME	0- 0		0- 0		5- 2		
6- 4	0- 0	0- 0		AWAY	0- 1		0- 1		6- 2		
3- 5	0- 0	0- 0		NEUTRAL	0- 2		0- 1		3- 2		
<hr/>											
6- 7	0- 0	0- 0		NON-CONFERENCE	0- 2		0- 2		6- 3		
2- 0	0- 0	0- 0		HOME	0- 0		0- 0		2- 0		
1- 2	0- 0	0- 0		AWAY	0- 0		0- 1		1- 1		
3- 5	0- 0	0- 0		NEUTRAL	0- 2		0- 1		3- 2		
<hr/>											
8- 4	0- 0	0- 0		CONFERENCE	0- 1		0- 0		8- 3		
3- 2	0- 0	0- 0		HOME	0- 0		0- 0		3- 2		
5- 2	0- 0	0- 0		AWAY	0- 1		0- 0		5- 1		
0- 0	0- 0	0- 0		NEUTRAL	0- 0		0- 0		0- 0		
<hr/>											
RPI S	Opponent	Score	RPI S	Opponent	Score	RPI S	Opponent	Score	RPI S	Opponent	Score
						60 N	Idaho St.	0 3	138 N	Troy	0 3
						63 N	UNLV	0 3	144 A	Portland	2 3
						92 A	Morehead St.	0 3	170 N	South Dakota	1 3
									181 A	Southeast Mo. St.	2 3
									201 A	Jacksonville St.	3 1
									201 H	Jacksonville St.	1 3
									207 A	Belmont	3 2
									208 H	Austin Peay	1 3
									213 A	Kennesaw St.	0 3
									244 N	Southeastern La.	3 1
									248 H	Memphis	3 2
									249 A	Eastern Ky.	3 1
									252 N	Chattanooga	3 1
									254 A	UT Martin	3 1
									260 H	Eastern Ill.	3 0
									301 H	Murray St.	3 0
									305 A	Tennessee Tech	3 0
									305 H	Tennessee Tech	3 0
									310 N	N.C. Central	0 3
									311 H	Ark.-Pine Bluff	3 0
			314 A	Alabama St.	3 0						
			316 N	Stetson	3 1						
<hr/>											
			LAST 10 GAMES								
			208 H	Austin Peay	1 3	181 A	Southeast Mo. St.	2 3			
			301 H	Murray St.	3 0	254 A	UT Martin	3 1			
			305 A	Tennessee Tech	3 0	201 H	Jacksonville St.	1 3			
			201 A	Jacksonville St.	3 1	305 H	Tennessee Tech	3 0			
			248 H	Memphis	3 2	260 H	Eastern Ill.	3 0			

Non-Div. I Games:

Tennessee St.

Average RPI Win:		219	WON-LOST RECORD		WINNING PCT. RANK	LAST 10 GAMES	STRENGTH OF SCHEDULE		OPP. STRENGTH OF SCHEDULE	TEAM RPI	ADJ RPI	CONF. RPI	ADJ CONF. RPI
Average RPI Loss:		124											
DIV. I ONLY			9- 16		.36 241	4- 6	205		116	229	.4367 229	11	11
DIV. I NON-CONF.			5- 8		.38462 227	0- 0	192		156	230	.45063 226	11	11
TOTALS		RPI 1-25	RPI 26-50		W-L RECORDS		RPI 51-100		RPI 101-150		RPI 150+		
9- 16	0- 1		0- 2		OVERALL		0- 2		2- 6		7- 5		
5- 4	0- 0		0- 1		HOME		0- 1		1- 1		4- 1		
2- 8	0- 1		0- 1		AWAY		0- 1		1- 2		1- 3		
2- 4	0- 0		0- 0		NEUTRAL		0- 0		0- 3		2- 1		
5- 8	0- 1		0- 0		NON-CONFERENCE		0- 1		0- 4		5- 2		
3- 1	0- 0		0- 0		HOME		0- 1		0- 0		3- 0		
0- 3	0- 1		0- 0		AWAY		0- 0		0- 1		0- 1		
2- 4	0- 0		0- 0		NEUTRAL		0- 0		0- 3		2- 1		
4- 8	0- 0		0- 2		CONFERENCE		0- 1		2- 2		2- 3		
2- 3	0- 0		0- 1		HOME		0- 0		1- 1		1- 1		
2- 5	0- 0		0- 1		AWAY		0- 1		1- 1		1- 2		
0- 0	0- 0		0- 0		NEUTRAL		0- 0		0- 0		0- 0		
RPI S	Opponent	Score	RPI S	Opponent	Score	RPI S	Opponent	Score	RPI S	Opponent	Score		
8 A	Minnesota	0 3	49 A	Ohio	1 3	64 A	Bowling Green	0 3	101 A	Eastern Mich.	3 0		
			49 H	Ohio	0 3	85 H	Xavier	2 3	107 A	Indiana	0 3		
									121 H	Ball St.	3 2		
									130 N	IUPUI	1 3		
									134 H	Northern Ill.	0 3		
									135 A	Central Mich.	1 3		
									139 N	Valparaiso	0 3		
									142 N	Albany (NY)	2 3		
									154 N	LIU Brooklyn	0 3		
									163 A	Akron	2 3		
									167 H	Temple	3 1		
									171 A	Marshall	2 3		
									210 H	Toledo	3 0		
									220 A	Kent St.	3 1		
									220 H	Kent St.	2 3		
									234 A	Buffalo	0 3		
									252 N	Chattanooga	3 2		
									287 H	Indiana St.	3 2		
									298 N	Wright St.	3 0		
									317 H	Chicago St.	3 0		
			LAST 10 GAMES										
			220 A	Kent St.	3 1	135 A	Central Mich.	1 3					
			49 A	Ohio	1 3	134 H	Northern Ill.	0 3					
			121 H	Ball St.	3 2	64 A	Bowling Green	0 3					
			210 H	Toledo	3 0	163 A	Akron	2 3					
			101 A	Eastern Mich.	3 0	234 A	Buffalo	0 3					

Non-Div. I Games:

Miami (OH)

Average RPI Win:	272	WON-LOST RECORD	WINNING PCT. RANK	LAST 10 GAMES	STRENGTH OF SCHEDULE	OPP. STRENGTH OF SCHEDULE	TEAM RPI	ADJ RPI	CONF. RPI	ADJ CONF. RPI		
DIV. I ONLY		14- 11	.56	137	7- 3	291	264	224	.43605	230	29	30
DIV. I NON-CONF.		8- 8	.5	157	1- 0	230	226	208	.45718	217	28	28
<hr/>												
TOTALS	RPI 1-25	RPI 26-50		W-L RECORDS		RPI 51-100		RPI 101-150		RPI 150+		
14- 11	0- 1	0- 0		OVERALL		0- 2		0- 3		14- 5		
7- 3	0- 0	0- 0		HOME		0- 1		0- 0		7- 2		
4- 5	0- 0	0- 0		AWAY		0- 0		0- 3		4- 2		
3- 3	0- 1	0- 0		NEUTRAL		0- 1		0- 0		3- 1		
<hr/>												
8- 8	0- 1	0- 0		NON-CONFERENCE		0- 2		0- 2		8- 3		
4- 2	0- 0	0- 0		HOME		0- 1		0- 0		4- 1		
1- 3	0- 0	0- 0		AWAY		0- 0		0- 2		1- 1		
3- 3	0- 1	0- 0		NEUTRAL		0- 1		0- 0		3- 1		
<hr/>												
6- 3	0- 0	0- 0		CONFERENCE		0- 0		0- 1		6- 2		
3- 1	0- 0	0- 0		HOME		0- 0		0- 0		3- 1		
3- 2	0- 0	0- 0		AWAY		0- 0		0- 1		3- 1		
0- 0	0- 0	0- 0		NEUTRAL		0- 0		0- 0		0- 0		
<hr/>												
RPI S	Opponent	Score	RPI S	Opponent	Score	RPI S	Opponent	Score	RPI S	Opponent	Score	
17 N	BYU	0 3				89 N	Maryland	2 3	108 A	Rutgers	0 3	
						98 H	Northeastern	0 3	142 A	Albany (NY)	1 3	
									148 A	George Washington	1 3	
									183 N	Princeton	3 2	
									199 A	Villanova	2 3	
									204 H	William & Mary	2 3	
									221 N	Rhode Island	2 3	
									242 H	Harvard	3 2	
									245 H	Stony Brook	3 1	
									250 A	UMBC	3 2	
									250 H	UMBC	3 2	
									256 H	Central Conn. St.	3 2	
									258 A	Binghamton	3 1	
									258 H	Binghamton	2 3	
									265 N	Robert Morris	3 0	
									271 N	Iona	3 0	
									299 A	Hartford	2 3	
									306 H	Dartmouth	3 0	
									313 A	Bryant	3 1	
									315 H	Holy Cross	3 0	
									327 A	Providence	3 0	
									327 H	Providence	3 0	
<hr/>												
			LAST 10 GAMES									
			250 H UMBC 3 2			245 H Stony Brook 3 1						
			258 H Binghamton 2 3			258 A Binghamton 3 1						
			327 A Providence 3 0			250 A UMBC 3 2						
			299 A Hartford 2 3			306 H Dartmouth 3 0						
			142 A Albany (NY) 1 3			327 H Providence 3 0						

Non-Div. I Games:

New Hampshire

Average RPI Win: 267		WON-LOST	WINNING	LAST 10	STRENGTH OF		OPP. STRENGTH	TEAM	ADJ	CONF.	ADJ CONF.
Average RPI Loss: 152		RECORD	PCT. RANK	GAMES	SCHEDULE		OF SCHEDULE	RPI	RPI	RPI	RPI
DIV. I ONLY		11- 14	.44	202	4- 6		201	259	217	.43601	231
DIV. I NON-CONF.		8- 8	.5	157	1- 0		222	278	219	.45232	223
TOTALS		RPI 1-25	RPI 26-50		W-L RECORDS		RPI 51-100		RPI 101-150		RPI 150+
11- 14	0- 0	0- 1		OVERALL		0- 3		0- 2		11- 8	
7- 4	0- 0	0- 0		HOME		0- 1		0- 0		7- 3	
2- 6	0- 0	0- 1		AWAY		0- 1		0- 1		2- 3	
2- 4	0- 0	0- 0		NEUTRAL		0- 1		0- 1		2- 2	
8- 8	0- 0	0- 1		NON-CONFERENCE		0- 1		0- 2		8- 4	
5- 1	0- 0	0- 0		HOME		0- 0		0- 0		5- 1	
1- 3	0- 0	0- 1		AWAY		0- 0		0- 1		1- 1	
2- 4	0- 0	0- 0		NEUTRAL		0- 1		0- 1		2- 2	
3- 6	0- 0	0- 0		CONFERENCE		0- 2		0- 0		3- 4	
2- 3	0- 0	0- 0		HOME		0- 1		0- 0		2- 2	
1- 3	0- 0	0- 0		AWAY		0- 1		0- 0		1- 2	
0- 0	0- 0	0- 0		NEUTRAL		0- 0		0- 0		0- 0	
RPI S	Opponent	Score	RPI S	Opponent	Score	RPI S	Opponent	Score	RPI S	Opponent	Score
			40 A	North Carolina St.	2 3	75 H	Towson	0 3	108 N	Rutgers	0 3
						92 N	Morehead St.	0 3	133 A	Wake Forest	2 3
						98 A	Northeastern	1 3	154 H	LIU Brooklyn	1 3
									155 H	Delaware	2 3
									156 H	High Point	3 0
									196 A	UNC Greensboro	2 3
									198 A	Hofstra	1 3
									200 H	James Madison	3 1
									203 N	Youngstown St.	1 3
									204 A	William & Mary	3 1
									204 H	William & Mary	0 3
									225 N	Davidson	1 3
									246 A	Georgia St.	2 3
									251 N	Winthrop	3 0
									280 H	George Mason	3 2
									295 A	Norfolk St.	3 0
									307 H	Citadel	3 0
									308 H	Campbell	3 0
									309 H	Delaware St.	3 0
									310 H	N.C. Central	3 0
									316 N	Stetson	3 0
			LAST 10 GAMES								
			200 H	James Madison	3 1	75 H	Towson	0 3			
			280 H	George Mason	3 2	155 H	Delaware	2 3			
			310 H	N.C. Central	3 0	198 A	Hofstra	1 3			
			204 A	William & Mary	3 1	98 A	Northeastern	1 3			
			246 A	Georgia St.	2 3	204 H	William & Mary	0 3			

Non-Div. I Games:

UNC Wilmington

Average RPI Win:	244	WON-LOST RECORD	WINNING PCT. RANK	LAST 10 GAMES	STRENGTH OF SCHEDULE	OPP. STRENGTH OF SCHEDULE	TEAM RPI	ADJ RPI	CONF. RPI	ADJ CONF. RPI	
DIV. I ONLY		8- 16	.33333 254	2- 8	202	134	237	.43177 232	10	10	
DIV. I NON-CONF.		6- 5	.54545 145	0- 0	241	220	187	.47322 185	10	10	

TOTALS	RPI 1-25	RPI 26-50		W-L RECORDS	RPI 51-100		RPI 101-150		RPI 150+		
8- 16	0- 0	0- 4		OVERALL	0- 4		1- 4		7- 4		
2- 8	0- 0	0- 2		HOME	0- 2		0- 3		2- 1		
3- 6	0- 0	0- 2		AWAY	0- 1		1- 1		2- 2		
3- 2	0- 0	0- 0		NEUTRAL	0- 1		0- 0		3- 1		
6- 5	0- 0	0- 0		NON-CONFERENCE	0- 1		1- 2		5- 2		
0- 3	0- 0	0- 0		HOME	0- 0		0- 2		0- 1		
3- 0	0- 0	0- 0		AWAY	0- 0		1- 0		2- 0		
3- 2	0- 0	0- 0		NEUTRAL	0- 1		0- 0		3- 1		
2- 11	0- 0	0- 4		CONFERENCE	0- 3		0- 2		2- 2		
2- 5	0- 0	0- 2		HOME	0- 2		0- 1		2- 0		
0- 6	0- 0	0- 2		AWAY	0- 1		0- 1		0- 2		
0- 0	0- 0	0- 0		NEUTRAL	0- 0		0- 0		0- 0		
RPI S	Opponent	Score	RPI S	Opponent	Score	RPI S	Opponent	Score	RPI S	Opponent	Score
			32 A	Creighton	1 <div>3</div>	78 H	Southern Ill.	2 <div>3</div>	102 A	Illinois St.	1 <div>3</div>
			39 A	Wichita St.	0 <div>3</div>	80 N	Western Mich.	0 <div>3</div>	102 H	Illinois St.	0 <div>3</div>
			39 H	Wichita St.	1 <div>3</div>	96 A	Missouri St.	1 <div>3</div>	126 H	Arkansas St.	1 <div>3</div>
			45 H	UNI	0 <div>3</div>	96 H	Missouri St.	0 <div>3</div>	129 A	South Dakota St.	3 2
									134 H	Northern Ill.	2 <div>3</div>
									166 H	Saint Louis	1 <div>3</div>
									172 N	Green Bay	2 <div>3</div>
									215 A	Milwaukee	3 2
									216 N	Elon	3 0
									227 H	Evansville	3 0
									239 A	Drake	2 <div>3</div>
									251 N	Winthrop	3 0
									287 A	Indiana St.	1 <div>3</div>
									287 H	Indiana St.	3 0
									310 A	N.C. Central	3 1
									318 N	East Carolina	3 0
			LAST 10 GAMES								
			39 A	Wichita St.	0 <div>3</div>	78 H	Southern Ill.	2 <div>3</div>			
			96 A	Missouri St.	1 <div>3</div>	32 A	Creighton	1 <div>3</div>			
			287 H	Indiana St.	3 0	239 A	Drake	2 <div>3</div>			
			102 H	Illinois St.	0 <div>3</div>	96 H	Missouri St.	0 <div>3</div>			
			227 H	Evansville	3 0	39 H	Wichita St.	1 <div>3</div>			

Non-Div. I Games:

Bradley

Average RPI Win:		242	WON-LOST RECORD		WINNING PCT. RANK		LAST 10 GAMES		STRENGTH OF SCHEDULE		OPP. STRENGTH OF SCHEDULE		TEAM RPI	ADJ RPI		CONF. RPI	ADJ CONF. RPI						
DIV. I ONLY			9- 16		.36		241		3- 7		186		180		230	.43163	233	16	15				
DIV. I NON-CONF.			4- 8		.33333		242		0- 1		212		192		252	.42263	250	12	12				
TOTALS		RPI 1-25		RPI 26-50				W-L RECORDS				RPI 51-100				RPI 101-150				RPI 150+			
9- 16		0- 0		0- 0				OVERALL				0- 6				1- 4				8- 6			
4- 3		0- 0		0- 0				HOME				0- 2				1- 0				3- 1			
3- 8		0- 0		0- 0				AWAY				0- 3				0- 2				3- 3			
2- 5		0- 0		0- 0				NEUTRAL				0- 1				0- 2				2- 2			
4- 8		0- 0		0- 0				NON-CONFERENCE				0- 1				1- 3				3- 4			
1- 0		0- 0		0- 0				HOME				0- 0				1- 0				0- 0			
1- 3		0- 0		0- 0				AWAY				0- 0				0- 1				1- 2			
2- 5		0- 0		0- 0				NEUTRAL				0- 1				0- 2				2- 2			
5- 8		0- 0		0- 0				CONFERENCE				0- 5				0- 1				5- 2			
3- 3		0- 0		0- 0				HOME				0- 2				0- 0				3- 1			
2- 5		0- 0		0- 0				AWAY				0- 3				0- 1				2- 1			
0- 0		0- 0		0- 0				NEUTRAL				0- 0				0- 0				0- 0			
RPI	S	Opponent		Score		RPI	S	Opponent		Score		RPI	S	Opponent		Score		RPI	S	Opponent		Score	

Non-Div. I Games:

Southern Utah

Average RPI Win: 218		WON-LOST	WINNING	LAST 10	STRENGTH OF		OPP. STRENGTH	TEAM	ADJ	CONF.	ADJ CONF.
Average RPI Loss: 135		RECORD	PCT. RANK	GAMES	SCHEDULE		OF SCHEDULE	RPI	RPI	RPI	RPI
DIV. I ONLY		8- 16	.33333	254	2- 8		176	152	233	.42524	234
DIV. I NON-CONF.		6- 6	.5	157	0- 0		199	199	183	.47038	193
TOTALS		RPI 1-25	RPI 26-50		W-L RECORDS		RPI 51-100		RPI 101-150		RPI 150+
8- 16	0- 0	0- 2		OVERALL		0- 3		2- 4		6- 7	
7- 5	0- 0	0- 0		HOME		0- 1		2- 2		5- 2	
0- 8	0- 0	0- 2		AWAY		0- 2		0- 1		0- 3	
1- 3	0- 0	0- 0		NEUTRAL		0- 0		0- 1		1- 2	
6- 6	0- 0	0- 1		NON-CONFERENCE		0- 1		1- 1		5- 3	
5- 1	0- 0	0- 0		HOME		0- 0		1- 0		4- 1	
0- 2	0- 0	0- 1		AWAY		0- 1		0- 0		0- 0	
1- 3	0- 0	0- 0		NEUTRAL		0- 0		0- 1		1- 2	
2- 10	0- 0	0- 1		CONFERENCE		0- 2		1- 3		1- 4	
2- 4	0- 0	0- 0		HOME		0- 1		1- 2		1- 1	
0- 6	0- 0	0- 1		AWAY		0- 1		0- 1		0- 3	
0- 0	0- 0	0- 0		NEUTRAL		0- 0		0- 0		0- 0	
RPI S	Opponent	Score	RPI S	Opponent	Score	RPI S	Opponent	Score	RPI S	Opponent	Score
			34 A	Notre Dame	1 3	64 H	Bowling Green	1 3	101 H	Eastern Mich.	1 3
			49 A	Ohio	0 3	80 A	Western Mich.	0 3	119 N	Oakland	0 3
						93 A	Cleveland St.	1 3	121 H	Ball St.	2 3
									128 H	Oral Roberts	3 2
									134 A	Northern Ill.	0 3
									135 H	Central Mich.	3 1
									163 A	Akron	0 3
									163 H	Akron	0 3
									169 N	UAB	0 3
									185 H	Canisius	3 1
									190 H	San Jose St.	1 3
									209 H	Syracuse	3 0
									210 A	Toledo	1 3
									220 A	Kent St.	1 3
									229 H	Miami (OH)	3 0
									249 N	Eastern Ky.	2 3
									249 N	Eastern Ky.	3 0
									299 H	Hartford	3 0
									306 H	Dartmouth	3 2
			LAST 10 GAMES								
			121 H	Ball St.	2 3	134 A	Northern Ill.	0 3			
			163 H	Akron	0 3	49 A	Ohio	0 3			
			101 H	Eastern Mich.	1 3	220 A	Kent St.	1 3			
			135 H	Central Mich.	3 1	64 H	Bowling Green	1 3			
			80 A	Western Mich.	0 3	229 H	Miami (OH)	3 0			

Non-Div. I Games:

Buffalo

Average RPI Win:	260	WON-LOST RECORD	WINNING PCT. RANK	LAST 10 GAMES	STRENGTH OF SCHEDULE	OPP. STRENGTH OF SCHEDULE	TEAM RPI	ADJ RPI	CONF. RPI	ADJ CONF. RPI	
Average RPI Loss:	151										
DIV. I ONLY		10- 13	.43478 204	2- 8	258	219	234	.42381 235	13	13	
DIV. I NON-CONF.		8- 4	.66667 89	0- 0	274	291	175	.48479 171	13	15	
<hr/>											
TOTALS	RPI 1-25	RPI 26-50		W-L RECORDS		RPI 51-100		RPI 101-150		RPI 150+	
10- 13	0- 0	0- 0		OVERALL		0- 3		2- 4		8- 6	
2- 6	0- 0	0- 0		HOME		0- 2		1- 1		1- 3	
3- 6	0- 0	0- 0		AWAY		0- 1		0- 2		3- 3	
5- 1	0- 0	0- 0		NEUTRAL		0- 0		1- 1		4- 0	
<hr/>											
8- 4	0- 0	0- 0		NON-CONFERENCE		0- 2		1- 1		7- 1	
1- 2	0- 0	0- 0		HOME		0- 1		0- 0		1- 1	
2- 1	0- 0	0- 0		AWAY		0- 1		0- 0		2- 0	
5- 1	0- 0	0- 0		NEUTRAL		0- 0		1- 1		4- 0	
<hr/>											
2- 9	0- 0	0- 0		CONFERENCE		0- 1		1- 3		1- 5	
1- 4	0- 0	0- 0		HOME		0- 1		1- 1		0- 2	
1- 5	0- 0	0- 0		AWAY		0- 0		0- 2		1- 3	
0- 0	0- 0	0- 0		NEUTRAL		0- 0		0- 0		0- 0	
<hr/>											
RPI S	Opponent	Score	RPI S	Opponent	Score	RPI S	Opponent	Score	RPI S	Opponent	Score
						65 A	Clemson	1 3	109 A	Duquesne	0 3
						67 H	VCU	0 3	109 H	Duquesne	3 1
						75 H	Towson	1 3	136 N	UMKC	3 2
									148 A	George Washington	0 3
									148 H	George Washington	1 3
									150 N	East Tenn. St.	1 3
									162 H	Butler	1 3
									166 H	Saint Louis	0 3
									167 A	Temple	0 3
									213 H	Kennesaw St.	0 3
									221 A	Rhode Island	0 3
									252 N	Chattanooga	3 0
									269 H	UNC Asheville	3 1
									272 A	Fordham	1 3
									286 A	Gardner-Webb	3 2
									289 A	La Salle	3 1
									308 N	Campbell	3 0
									309 N	Delaware St.	3 0
									318 A	East Carolina	3 0
									321 N	Bethune-Cookman	3 0
<hr/>											
			LAST 10 GAMES								
			167 A Temple 0 3			162 H Butler 1 3					
			289 A La Salle 3 1			67 H VCU 0 3					
			148 H George Washington 1 3			221 A Rhode Island 0 3					
			109 H Duquesne 3 1			272 A Fordham 1 3					
			166 H Saint Louis 0 3			109 A Duquesne 0 3					

Non-Div. I Games:

Charlotte

Average RPI Win:		264	WON-LOST RECORD		WINNING PCT. RANK		LAST 10 GAMES		STRENGTH OF SCHEDULE		OPP. STRENGTH OF SCHEDULE		TEAM RPI		ADJ RPI		CONF. RPI		ADJ CONF. RPI				
Average RPI Loss:		136																					
DIV. I ONLY			7- 20		.25926 286		4- 6		101		221		231		.42354 236		21		21				
DIV. I NON-CONF.			2- 11		.15385 299		0- 0		67		154		236		.43481 235		24		24				
TOTALS		RPI 1-25		RPI 26-50		W-L RECORDS		RPI 51-100		RPI 101-150		RPI 150+											
7- 20		0- 1		0- 1		OVERALL		0- 4		0- 5		7- 9											
2- 5		0- 0		0- 0		HOME		0- 0		0- 2		2- 3											
3- 8		0- 1		0- 0		AWAY		0- 2		0- 2		3- 3											
2- 7		0- 0		0- 1		NEUTRAL		0- 2		0- 1		2- 3											
2- 11		0- 1		0- 1		NON-CONFERENCE		0- 4		0- 1		2- 4											
0- 0		0- 0		0- 0		HOME		0- 0		0- 0		0- 0											
0- 4		0- 1		0- 0		AWAY		0- 2		0- 0		0- 1											
2- 7		0- 0		0- 1		NEUTRAL		0- 2		0- 1		2- 3											
5- 9		0- 0		0- 0		CONFERENCE		0- 0		0- 4		5- 5											
2- 5		0- 0		0- 0		HOME		0- 0		0- 2		2- 3											
3- 4		0- 0		0- 0		AWAY		0- 0		0- 2		3- 2											
0- 0		0- 0		0- 0		NEUTRAL		0- 0		0- 0		0- 0											
RPI	S	Opponent		Score		RPI	S	Opponent		Score		RPI	S	Opponent		Score							
11	A	Florida		0	3	40	N	North Carolina St.		0	3	51	N	Georgia Tech		0	3	115	A	Lipscomb	0	3	
												59	N	Wisconsin		0	3	115	H	Lipscomb	1	3	
												82	A	Ga. Southern		1	3	125	H	Fla. Gulf Coast	0	3	
												86	A	Col. of Charleston		2	3	141	N	Liberty	2	3	
														150 A East Tenn. St.		0	3	160	A	Northern Ky.	1	3	
														160 H Northern Ky.		2	3	174	H	North Florida	1	3	
														178 N South Ala.		0	3	180	N	Columbia	0	3	
														192 N Sacramento St.		0	3	194	N	La.-Lafayette	3	2	
														213 A Kennesaw St.		3	2	213	H	Kennesaw St.	2	3	
														214 A UCF		0	3	243	A	Mercer	3	1	
														243 H Mercer		3	2	264	A	USC Upstate	0	3	
														316 A Stetson		3	0	316	H	Stetson	3	0	
														325 N Savannah St.		3	0						
						LAST 10 GAMES																	
						213 A Kennesaw St.						3	2	264 A USC Upstate						0	3		
						243 A Mercer						3	1	150 A East Tenn. St.						0	3		
						316 H Stetson						3	0	243 H Mercer						3	2		
						115 H Lipscomb						1	3	213 H Kennesaw St.						2	3		
						160 H Northern Ky.						2	3	125 H Fla. Gulf Coast						0	3		

Non-Div. I Games:

Jacksonville

Average RPI Win: 242		WON-LOST	WINNING	LAST 10	STRENGTH OF		OPP. STRENGTH	TEAM	ADJ	CONF.	ADJ CONF.
Average RPI Loss: 120		RECORD	PCT. RANK	GAMES	SCHEDULE		OF SCHEDULE	RPI	RPI	RPI	RPI
DIV. I ONLY		7- 16	.30435	276	1- 9		194	160	248	.4225	237
DIV. I NON-CONF.		5- 5	.5	157	0- 0		250	116	200	.47299	186
TOTALS		RPI 1-25	RPI 26-50		W-L RECORDS		RPI 51-100		RPI 101-150		RPI 150+
7- 16	0- 1	0- 0		OVERALL		0- 2		0- 10		7- 3	
2- 7	0- 0	0- 0		HOME		0- 1		0- 5		2- 1	
1- 8	0- 1	0- 0		AWAY		0- 0		0- 5		1- 2	
4- 1	0- 0	0- 0		NEUTRAL		0- 1		0- 0		4- 0	
5- 5	0- 1	0- 0		NON-CONFERENCE		0- 2		0- 2		5- 0	
1- 1	0- 0	0- 0		HOME		0- 1		0- 0		1- 0	
0- 3	0- 1	0- 0		AWAY		0- 0		0- 2		0- 0	
4- 1	0- 0	0- 0		NEUTRAL		0- 1		0- 0		4- 0	
2- 11	0- 0	0- 0		CONFERENCE		0- 0		0- 8		2- 3	
1- 6	0- 0	0- 0		HOME		0- 0		0- 5		1- 1	
1- 5	0- 0	0- 0		AWAY		0- 0		0- 3		1- 2	
0- 0	0- 0	0- 0		NEUTRAL		0- 0		0- 0		0- 0	
RPI S	Opponent	Score		RPI S	Opponent	Score		RPI S	Opponent	Score	
14 A	Washington	0 3						68 N	San Francisco	0 3	
								77 H	Long Beach St.	0 3	
								103 H	New Mexico St.	2 3	
								104 A	Wyoming	1 3	
								105 A	Utah St.	2 3	
								105 H	Utah St.	0 3	
								106 A	UTSA	0 3	
								106 H	UTSA	1 3	
								122 H	Idaho	2 3	
								124 A	Washington St.	0 3	
								146 A	Texas St.	1 3	
								146 H	Texas St.	0 3	
								153 H	Denver	3 2	
								168 H	Boise St.	3 2	
								190 A	San Jose St.	2 3	
								190 H	San Jose St.	0 3	
								202 N	Presbyterian	3 1	
								211 A	Texas-Arlington	0 3	
								255 N	Weber St.	3 2	
								297 N	Eastern Wash.	3 1	
								304 A	Louisiana Tech	3 2	
								314 N	Alabama St.	3 0	
				LAST 10 GAMES							
				106 A	UTSA	0	3	304 A	Louisiana Tech	3	2
				146 A	Texas St.	1	3	122 H	Idaho	2	3
				105 H	Utah St.	0	3	146 H	Texas St.	0	3
				190 H	San Jose St.	0	3	106 H	UTSA	1	3
				211 A	Texas-Arlington	0	3	190 A	San Jose St.	2	3

Non-Div. I Games:

Seattle

Average RPI Win:	265	WON-LOST RECORD	WINNING PCT. RANK	LAST 10 GAMES	STRENGTH OF SCHEDULE	OPP. STRENGTH OF SCHEDULE	TEAM RPI	ADJ RPI	CONF. RPI	ADJ CONF. RPI	
DIV. I ONLY		6- 18	.25 288	1- 9	139	187	250	.42056	238	12	12
DIV. I NON-CONF.		5- 7	.41667 205	0- 0	160	211	209	.46547	204	15	13
<hr/>											
TOTALS	RPI 1-25	RPI 26-50		W-L RECORDS	RPI 51-100		RPI 101-150		RPI 150+		
6- 18	0- 1	0- 0		OVERALL	0- 3		0- 9		6- 5		
1- 7	0- 0	0- 0		HOME	0- 1		0- 3		1- 3		
2- 6	0- 1	0- 0		AWAY	0- 0		0- 3		2- 2		
3- 5	0- 0	0- 0		NEUTRAL	0- 2		0- 3		3- 0		
<hr/>											
5- 7	0- 1	0- 0		NON-CONFERENCE	0- 2		0- 3		5- 1		
1- 1	0- 0	0- 0		HOME	0- 0		0- 0		1- 1		
1- 1	0- 1	0- 0		AWAY	0- 0		0- 0		1- 0		
3- 5	0- 0	0- 0		NEUTRAL	0- 2		0- 3		3- 0		
<hr/>											
1- 11	0- 0	0- 0		CONFERENCE	0- 1		0- 6		1- 4		
0- 6	0- 0	0- 0		HOME	0- 1		0- 3		0- 2		
1- 5	0- 0	0- 0		AWAY	0- 0		0- 3		1- 2		
0- 0	0- 0	0- 0		NEUTRAL	0- 0		0- 0		0- 0		
<hr/>											
RPI S	Opponent	Score		RPI S	Opponent	Score		RPI S	Opponent	Score	
12 A	Kansas St.	0	3					56 N	Tulsa	0	3
								61 H	IPFW	2	3
								94 N	Sam Houston St.	1	3
								118 N	Connecticut	2	3
								119 H	Oakland	1	3
								126 N	Arkansas St.	1	3
								129 A	South Dakota St.	1	3
								129 H	South Dakota St.	0	3
								130 A	IUPUI	0	3
								130 H	IUPUI	0	3
								134 N	Northern Ill.	0	3
								136 A	UMKC	2	3
								165 A	North Dakota St.	0	3
								165 H	North Dakota St.	0	3
								170 A	South Dakota	1	3
								209 H	Syracuse	3	0
								219 A	Western Ill.	3	2
								219 H	Western Ill.	1	3
								239 H	Drake	2	3
								268 A	Navy	3	0
								295 N	Norfolk St.	3	1
								299 N	Hartford	3	0
								302 N	New Orleans	3	0
<hr/>											
LAST 10 GAMES				LAST 10 GAMES							
219 H Western Ill.				1	3	119 H Oakland				1	3
130 H IUPUI				0	3	61 H IPFW				2	3
170 A South Dakota				1	3	130 A IUPUI				0	3
165 A North Dakota St.				0	3	219 A Western Ill.				3	2
129 A South Dakota St.				1	3	136 A UMKC				2	3

Non-Div. I Games:

Neb. Omaha

Average RPI Win: 246		WON-LOST	WINNING	LAST 10	STRENGTH OF		OPP. STRENGTH	TEAM	ADJ	CONF.	ADJ CONF.
Average RPI Loss: 101		RECORD	PCT. RANK	GAMES	SCHEDULE		OF SCHEDULE	RPI	RPI	RPI	RPI
DIV. I ONLY		4- 19	.17391	304	3- 7		118	92	253	.42006	239
DIV. I NON-CONF.		1- 10	.09091	310	0- 1		195	63	286	.38212	279
TOTALS		RPI 1-25	RPI 26-50		W-L RECORDS		RPI 51-100		RPI 101-150		RPI 150+
4- 19	0- 0	0- 5		OVERALL		0- 6		0- 3		4- 5	
2- 5	0- 0	0- 3		HOME		0- 2		0- 0		2- 0	
2- 8	0- 0	0- 1		AWAY		0- 2		0- 2		2- 3	
0- 6	0- 0	0- 1		NEUTRAL		0- 2		0- 1		0- 2	
1- 10	0- 0	0- 1		NON-CONFERENCE		0- 3		0- 2		1- 4	
0- 0	0- 0	0- 0		HOME		0- 0		0- 0		0- 0	
1- 4	0- 0	0- 0		AWAY		0- 1		0- 1		1- 2	
0- 6	0- 0	0- 1		NEUTRAL		0- 2		0- 1		0- 2	
3- 9	0- 0	0- 4		CONFERENCE		0- 3		0- 1		3- 1	
2- 5	0- 0	0- 3		HOME		0- 2		0- 0		2- 0	
1- 4	0- 0	0- 1		AWAY		0- 1		0- 1		1- 1	
0- 0	0- 0	0- 0		NEUTRAL		0- 0		0- 0		0- 0	
RPI S	Opponent	Score	RPI S	Opponent	Score	RPI S	Opponent	Score	RPI S	Opponent	Score
			32 A	Creighton	0 3	55 N	Auburn	0 3	102 A	Illinois St.	0 3
			32 H	Creighton	0 3	59 A	Wisconsin	0 3	103 A	New Mexico St.	1 3
			38 N	Northwestern	0 3	78 A	Southern Ill.	1 3	135 N	Central Mich.	1 3
			39 H	Wichita St.	0 3	78 H	Southern Ill.	1 3	165 A	North Dakota St.	1 3
			45 H	UNI	1 3	90 N	Cincinnati	0 3	165 N	North Dakota St.	1 3
						96 H	Missouri St.	0 3	172 A	Green Bay	0 3
									215 N	Milwaukee	0 3
									227 A	Evansville	1 3
									227 H	Evansville	3 0
									232 H	Bradley	3 2
									238 A	Neb. Omaha	3 2
									287 A	Indiana St.	3 1
LAST 10 GAMES											
			227 H	Evansville	3 0	287 A	Indiana St.	3 1			
			78 H	Southern Ill.	1 3	45 H	UNI	1 3			
			32 H	Creighton	0 3	232 H	Bradley	3 2			
			165 A	North Dakota St.	1 3	78 A	Southern Ill.	1 3			
			102 A	Illinois St.	0 3	227 A	Evansville	1 3			

Non-Div. I Games:

Drake

Average RPI Win:	294	WON-LOST RECORD	WINNING PCT. RANK	LAST 10 GAMES	STRENGTH OF SCHEDULE	OPP. STRENGTH OF SCHEDULE	TEAM RPI	ADJ RPI	CONF. RPI	ADJ CONF. RPI			
DIV. I ONLY		13- 12	.52	159	4- 6	278	307	232	.41748	240	26	28	
DIV. I NON-CONF.		7- 4	.63636	107	0- 0	273	317	194	.46759	197	30	29	
<hr/>													
TOTALS	RPI 1-25	RPI 26-50		W-L RECORDS		RPI 51-100		RPI 101-150		RPI 150+			
13- 12	0- 0	0- 0		OVERALL		0- 1		0- 1		13- 10			
6- 4	0- 0	0- 0		HOME		0- 0		0- 0		6- 4			
3- 7	0- 0	0- 0		AWAY		0- 1		0- 1		3- 5			
4- 1	0- 0	0- 0		NEUTRAL		0- 0		0- 0		4- 1			
7- 4	0- 0	0- 0		NON-CONFERENCE		0- 1		0- 1		7- 2			
3- 0	0- 0	0- 0		HOME		0- 0		0- 0		3- 0			
0- 3	0- 0	0- 0		AWAY		0- 1		0- 1		0- 1			
4- 1	0- 0	0- 0		NEUTRAL		0- 0		0- 0		4- 1			
6- 8	0- 0	0- 0		CONFERENCE		0- 0		0- 0		6- 8			
3- 4	0- 0	0- 0		HOME		0- 0		0- 0		3- 4			
3- 4	0- 0	0- 0		AWAY		0- 0		0- 0		3- 4			
0- 0	0- 0	0- 0		NEUTRAL		0- 0		0- 0		0- 0			
RPI	S	Opponent	Score	RPI	S	Opponent	Score	RPI	S	Opponent	Score		
						75 A	Towson	0	3	109 A	Duquesne	1	3
										179 A	Siena	1	3
										185 A	Canisius	0	3
										185 H	Canisius	2	3
										187 A	Niagara	1	3
										187 H	Niagara	1	3
										188 A	West Virginia	0	3
										191 H	Fairfield	0	3
										256 N	Central Conn. St.	3	1
										266 A	Manhattan	0	3
										266 H	Manhattan	2	3
										271 H	Iona	3	2
										281 A	Marist	3	2
										283 H	Coppin St.	3	0
										284 N	Saint Francis (PA)	3	1
										288 H	Charleston So.	3	1
										292 A	Rider	3	1
										292 H	Rider	3	2
										294 N	Bucknell	1	3
										295 N	Norfolk St.	3	0
										303 H	Morgan St.	3	0
										326 A	Saint Peter's	3	0
										326 H	Saint Peter's	3	0
										327 N	Providence	3	2
LAST 10 GAMES													
						185 H	Canisius	2	3	179 A	Siena	1	3
						187 H	Niagara	1	3	266 A	Manhattan	0	3
						292 A	Rider	3	1	266 H	Manhattan	2	3
						326 A	Saint Peter's	3	0	326 H	Saint Peter's	3	0
						281 A	Marist	3	2	191 H	Fairfield	0	3

Non-Div. I Games:

Loyola Maryland

Average RPI Win: 266		WON-LOST RECORD		WINNING PCT. RANK		LAST 10 GAMES		STRENGTH OF SCHEDULE		OPP. STRENGTH OF SCHEDULE		TEAM RPI		ADJ RPI		CONF. RPI		ADJ CONF. RPI	
DIV. I ONLY		10- 18		.35714 246		1- 9		210		232		243		.41708 241		14		14	
DIV. I NON-CONF.		8- 6		.57143 135		0- 0		254		285		197		.46638 200		18		18	
TOTALS		RPI 1-25		RPI 26-50		W-L RECORDS		RPI 51-100		RPI 101-150		RPI 150+							
10- 18		0- 0		0- 0		OVERALL		0- 3		1- 8		9- 7							
6- 7		0- 0		0- 0		HOME		0- 2		0- 2		6- 3							
1- 8		0- 0		0- 0		AWAY		0- 1		0- 4		1- 3							
3- 3		0- 0		0- 0		NEUTRAL		0- 0		1- 2		2- 1							
8- 6		0- 0		0- 0		NON-CONFERENCE		0- 0		1- 5		7- 1							
5- 1		0- 0		0- 0		HOME		0- 0		0- 1		5- 0							
0- 2		0- 0		0- 0		AWAY		0- 0		0- 2		0- 0							
3- 3		0- 0		0- 0		NEUTRAL		0- 0		1- 2		2- 1							
2- 12		0- 0		0- 0		CONFERENCE		0- 3		0- 3		2- 6							
1- 6		0- 0		0- 0		HOME		0- 2		0- 1		1- 3							
1- 6		0- 0		0- 0		AWAY		0- 1		0- 2		1- 3							
0- 0		0- 0		0- 0		NEUTRAL		0- 0		0- 0		0- 0							
RPI	S	Opponent		Score	RPI	S	Opponent		Score	RPI	S	Opponent		Score	RPI	S	Opponent		Score

Non-Div. I Games:

Lamar

Average RPI Win: 263		WON-LOST RECORD		WINNING PCT. RANK		LAST 10 GAMES		STRENGTH OF SCHEDULE		OPP. STRENGTH OF SCHEDULE		TEAM RPI		ADJ RPI		CONF. RPI		ADJ CONF. RPI			
DIV. I ONLY		8- 13		.38095 233		6- 4		247		226		247		.41601 242		23		23			
DIV. I NON-CONF.		3- 8		.27273 263		1- 0		175		225		255		.42034 253		22		22			
TOTALS		RPI 1-25		RPI 26-50		W-L RECORDS		RPI 51-100		RPI 101-150		RPI 150+									
8- 13		0- 0		0- 1		OVERALL		0- 3		0- 2		8- 7									
6- 3		0- 0		0- 0		HOME		0- 1		0- 0		6- 2									
2- 7		0- 0		0- 1		AWAY		0- 1		0- 1		2- 4									
0- 3		0- 0		0- 0		NEUTRAL		0- 1		0- 1		0- 1									
3- 8		0- 0		0- 1		NON-CONFERENCE		0- 2		0- 2		3- 3									
3- 1		0- 0		0- 0		HOME		0- 0		0- 0		3- 1									
0- 4		0- 0		0- 1		AWAY		0- 1		0- 1		0- 1									
0- 3		0- 0		0- 0		NEUTRAL		0- 1		0- 1		0- 1									
5- 5		0- 0		0- 0		CONFERENCE		0- 1		0- 0		5- 4									
3- 2		0- 0		0- 0		HOME		0- 1		0- 0		3- 1									
2- 3		0- 0		0- 0		AWAY		0- 0		0- 0		2- 3									
0- 0		0- 0		0- 0		NEUTRAL		0- 0		0- 0		0- 0									
RPI	S	Opponent		Score		RPI	S	Opponent		Score		RPI	S	Opponent		Score					
				47	A	Virginia Tech		0	3	75	N	Towson		0	3	112	N	Boston College		0	3
										81	H	Yale		0	3	118	A	Connecticut		0	3
										98	A	Northeastern		0	3	160	H	Northern Ky.		0	3
																175	N	Middle Tenn.		2	3
																180	A	Columbia		3	0
																183	A	Princeton		0	3
																183	H	Princeton		2	3
																184	A	Penn		0	3
																184	H	Penn		3	2
																230	A	New Hampshire		2	3
																257	H	Brown		3	0
																266	H	Manhattan		3	0
																267	A	Cornell		3	1
																306	A	Dartmouth		2	3
																306	H	Dartmouth		3	1
																315	H	Holy Cross		3	1
																327	H	Providence		3	0
				LAST 10 GAMES																	
				183	A	Princeton		0	3	81	H	Yale		0	3						
				184	A	Penn		0	3	257	H	Brown		3	0						
				306	H	Dartmouth		3	1	184	H	Penn		3	2						
				180	A	Columbia		3	0	183	H	Princeton		2	3						
				267	A	Cornell		3	1	315	H	Holy Cross		3	1						

Non-Div. I Games:

Harvard

Average RPI Win: 248		WON-LOST	WINNING	LAST 10	STRENGTH OF		OPP. STRENGTH	TEAM	ADJ		CONF.	ADJ CONF.
Average RPI Loss: 170		RECORD	PCT. RANK	GAMES	SCHEDULE		OF SCHEDULE	RPI	RPI		RPI	RPI
DIV. I ONLY		9- 15	.375	235	3- 7		207	247	238		21	21
DIV. I NON-CONF.		4- 6	.4	215	0- 0		231	260	242		24	24
TOTALS		RPI 1-25	RPI 26-50		W-L RECORDS		RPI 51-100		RPI 101-150		RPI 150+	
9- 15	0- 0	0- 0		OVERALL		0- 2		1- 5		8- 8		
2- 6	0- 0	0- 0		HOME		0- 0		1- 2		1- 4		
4- 6	0- 0	0- 0		AWAY		0- 1		0- 2		4- 3		
3- 3	0- 0	0- 0		NEUTRAL		0- 1		0- 1		3- 1		
4- 6	0- 0	0- 0		NON-CONFERENCE		0- 2		0- 1		4- 3		
0- 0	0- 0	0- 0		HOME		0- 0		0- 0		0- 0		
1- 3	0- 0	0- 0		AWAY		0- 1		0- 0		1- 2		
3- 3	0- 0	0- 0		NEUTRAL		0- 1		0- 1		3- 1		
5- 9	0- 0	0- 0		CONFERENCE		0- 0		1- 4		4- 5		
2- 6	0- 0	0- 0		HOME		0- 0		1- 2		1- 4		
3- 3	0- 0	0- 0		AWAY		0- 0		0- 2		3- 1		
0- 0	0- 0	0- 0		NEUTRAL		0- 0		0- 0		0- 0		
RPI S	Opponent	Score	RPI S	Opponent	Score	RPI S	Opponent	Score	RPI S	Opponent	Score	
						82 A	Ga. Southern	0 3	115 H	Lipscomb	1 3	
						97 N	Furman	1 3	117 N	Samford	0 3	
									125 A	Fla. Gulf Coast	2 3	
									125 H	Fla. Gulf Coast	2 3	
									150 A	East Tenn. St.	1 3	
									150 H	East Tenn. St.	3 0	
									160 H	Northern Ky.	0 3	
									174 A	North Florida	3 2	
									174 H	North Florida	0 3	
									178 N	South Ala.	1 3	
									185 N	Canisius	3 1	
									213 A	Kennesaw St.	3 2	
									236 A	Jacksonville	2 3	
									236 H	Jacksonville	1 3	
									246 A	Georgia St.	1 3	
									251 A	Winthrop	0 3	
									259 N	Western Caro.	3 1	
									264 H	USC Upstate	0 3	
									288 A	Charleston So.	3 0	
									316 A	Stetson	3 0	
									316 H	Stetson	3 1	
									328 N	N.C. A&T	3 1	
LAST 10 GAMES												
						174 H	North Florida	0 3	213 A	Kennesaw St.	3 2	
						236 H	Jacksonville	1 3	150 A	East Tenn. St.	1 3	
						316 A	Stetson	3 0	236 A	Jacksonville	2 3	
						125 A	Fla. Gulf Coast	2 3	174 A	North Florida	3 2	
						264 H	USC Upstate	0 3	115 H	Lipscomb	1 3	

Non-Div. I Games:

Mercer

Average RPI Win:	264	WON-LOST	WINNING	LAST 10	STRENGTH OF	OPP. STRENGTH	TEAM	ADJ	CONF.	ADJ CONF.	
Average RPI Loss:	158	RECORD	PCT. RANK	GAMES	SCHEDULE	OF SCHEDULE	RPI	RPI	RPI	RPI	
DIV. I ONLY	10- 15	.4	220	5- 5	246	252	245	.41412	244	14	14
DIV. I NON-CONF.	5- 5	.5	157	1- 0	324	327	291	.36885	285	18	18
<hr/>											
TOTALS	RPI 1-25	RPI 26-50		W-L RECORDS		RPI 51-100		RPI 101-150		RPI 150+	
10- 15	0- 0	0- 0		OVERALL		0- 4		0- 4		10- 7	
6- 7	0- 0	0- 0		HOME		0- 3		0- 2		6- 2	
4- 5	0- 0	0- 0		AWAY		0- 1		0- 2		4- 2	
0- 3	0- 0	0- 0		NEUTRAL		0- 0		0- 0		0- 3	
5- 5	0- 0	0- 0		NON-CONFERENCE		0- 0		0- 0		5- 5	
4- 1	0- 0	0- 0		HOME		0- 0		0- 0		4- 1	
1- 1	0- 0	0- 0		AWAY		0- 0		0- 0		1- 1	
0- 3	0- 0	0- 0		NEUTRAL		0- 0		0- 0		0- 3	
5- 10	0- 0	0- 0		CONFERENCE		0- 4		0- 4		5- 2	
2- 6	0- 0	0- 0		HOME		0- 3		0- 2		2- 1	
3- 4	0- 0	0- 0		AWAY		0- 1		0- 2		3- 1	
0- 0	0- 0	0- 0		NEUTRAL		0- 0		0- 0		0- 0	
RPI	S	Opponent	Score	RPI	S	Opponent	Score	RPI	S	Opponent	Score
						70 A Central Ark.	2 3	114 A Northwestern St.		1 3	
						70 H Central Ark.	1 3	114 H Northwestern St.		0 3	
						94 H Sam Houston St.	0 3	128 A Oral Roberts		1 3	
						99 H A&M-Corpus Christi	1 3	128 H Oral Roberts		1 3	
								159 A Stephen F. Austin		3 2	
								159 H Stephen F. Austin		3 2	
								170 N South Dakota		0 3	
								186 A Nicholls St.		0 3	
								201 N Jacksonville St.		0 3	
								228 N Tennessee St.		1 3	
								241 A Lamar		3 1	
								241 H Lamar		2 3	
								255 H Weber St.		1 3	
								262 H Tex.-Pan American		3 0	
								273 A Jackson St.		1 3	
								276 A McNeese St.		3 2	
								276 H McNeese St.		3 1	
								304 H Louisiana Tech		3 0	
								314 A Alabama St.		3 1	
								324 H Southern U.		3 0	
								329 H Grambling		3 0	
LAST 10 GAMES											
						114 H Northwestern St.	0 3	276 A McNeese St.		3 2	
						159 H Stephen F. Austin	3 2	159 A Stephen F. Austin		3 2	
						241 A Lamar	3 1	114 A Northwestern St.		1 3	
						70 H Central Ark.	1 3	329 H Grambling		3 0	
						128 H Oral Roberts	1 3	186 A Nicholls St.		0 3	

Non-Div. I Games:

Southeastern La.

Average RPI Win: 281		WON-LOST	WINNING	LAST 10	STRENGTH OF		OPP. STRENGTH	TEAM	ADJ	CONF.	ADJ CONF.
Average RPI Loss: 165		RECORD	PCT. RANK	GAMES	SCHEDULE		OF SCHEDULE	RPI	RPI	RPI	RPI
DIV. I ONLY		9- 12	.42857	209	5- 5		269	275	246	.41394	245
DIV. I NON-CONF.		5- 8	.38462	227	1- 1		177	256	232	.44039	233
TOTALS		RPI 1-25	RPI 26-50		W-L RECORDS		RPI 51-100		RPI 101-150		RPI 150+
9- 12	0- 0	0- 1		OVERALL		0- 2		1- 2		8- 7	
1- 2	0- 0	0- 0		HOME		0- 0		0- 1		1- 1	
4- 6	0- 0	0- 0		AWAY		0- 2		1- 0		3- 4	
4- 4	0- 0	0- 1		NEUTRAL		0- 0		0- 1		4- 2	
5- 8	0- 0	0- 1		NON-CONFERENCE		0- 2		0- 1		5- 4	
0- 1	0- 0	0- 0		HOME		0- 0		0- 0		0- 1	
1- 3	0- 0	0- 0		AWAY		0- 2		0- 0		1- 1	
4- 4	0- 0	0- 1		NEUTRAL		0- 0		0- 1		4- 2	
4- 4	0- 0	0- 0		CONFERENCE		0- 0		1- 1		3- 3	
1- 1	0- 0	0- 0		HOME		0- 0		0- 1		1- 0	
3- 3	0- 0	0- 0		AWAY		0- 0		1- 0		2- 3	
0- 0	0- 0	0- 0		NEUTRAL		0- 0		0- 0		0- 0	
RPI S	Opponent	Score	RPI S	Opponent	Score	RPI S	Opponent	Score	RPI S	Opponent	Score
			26 N	Texas A&M	0 3	81 A	Yale	0 3	107 N	Indiana	1 3
						100 A	Seton Hall	2 3	142 A	Albany (NY)	3 1
									142 H	Albany (NY)	1 3
									152 A	Army	2 3
									154 H	LIU Brooklyn	1 3
									197 N	American	0 3
									230 A	New Hampshire	1 3
									250 A	UMBC	0 3
									258 A	Binghamton	2 3
									267 N	Cornell	3 0
									272 A	Fordham	3 2
									279 N	NJIT	2 3
									294 N	Bucknell	3 2
									299 A	Hartford	3 1
									299 H	Hartford	3 1
									303 N	Morgan St.	3 0
									322 N	Quinnipiac	3 0
									327 A	Providence	3 0
LAST 10 GAMES											
			299 A	Hartford	3 1	230 A	New Hampshire	1 3			
			142 A	Albany (NY)	3 1	142 H	Albany (NY)	1 3			
			250 A	UMBC	0 3	299 H	Hartford	3 1			
			258 A	Binghamton	2 3	154 H	LIU Brooklyn	1 3			
			327 A	Providence	3 0	303 N	Morgan St.	3 0			

Non-Div. I Games:

Stony Brook

Average RPI Win: 223		WON-LOST RECORD		WINNING PCT. RANK		LAST 10 GAMES		STRENGTH OF SCHEDULE		OPP. STRENGTH OF SCHEDULE		TEAM RPI		ADJ RPI		CONF. RPI		ADJ CONF. RPI	
DIV. I ONLY		4- 18		.18182 300		2- 8		97		185		251		.4133 246		19		19	
DIV. I NON-CONF.		2- 10		.16667 297		0- 0		47		141		218		.46224 211		19		19	
TOTALS		RPI 1-25		RPI 26-50		W-L RECORDS		RPI 51-100		RPI 101-150		RPI 150+							
4- 18		0- 0		0- 0		OVERALL		0- 6		1- 4		3- 8							
3- 4		0- 0		0- 0		HOME		0- 0		0- 1		3- 3							
0- 10		0- 0		0- 0		AWAY		0- 4		0- 1		0- 5							
1- 4		0- 0		0- 0		NEUTRAL		0- 2		1- 2		0- 0							
2- 10		0- 0		0- 0		NON-CONFERENCE		0- 4		1- 4		1- 2							
1- 2		0- 0		0- 0		HOME		0- 0		0- 1		1- 1							
0- 4		0- 0		0- 0		AWAY		0- 2		0- 1		0- 1							
1- 4		0- 0		0- 0		NEUTRAL		0- 2		1- 2		0- 0							
2- 8		0- 0		0- 0		CONFERENCE		0- 2		0- 0		2- 6							
2- 2		0- 0		0- 0		HOME		0- 0		0- 0		2- 2							
0- 6		0- 0		0- 0		AWAY		0- 2		0- 0		0- 4							
0- 0		0- 0		0- 0		NEUTRAL		0- 0		0- 0		0- 0							
RPI	S	Opponent		Score		RPI	S	Opponent		Score		RPI	S	Opponent		Score			
								51	A	Georgia Tech	0	3	117	H	Samford	0	3		
								52	A	Georgia	0	3	120	N	North Texas	0	3		
								65	N	Clemson	0	3	121	N	Ball St.	0	3		
								75	A	Towson	0	3	130	A	IUPUI	0	3		
								82	N	Ga. Southern	1	3	138	N	Troy	3	0		
								98	A	Northeastern	0	3	155	A	Delaware	0	3		
													169	A	UAB	1	3		
													178	H	South Ala.	2	3		
													198	A	Hofstra	0	3		
													200	A	James Madison	0	3		
													200	H	James Madison	0	3		
													204	H	William & Mary	1	3		
													231	H	UNC Wilmington	3	2		
													243	H	Mercer	3	1		
													280	A	George Mason	0	3		
													280	H	George Mason	3	0		
						LAST 10 GAMES													
								98	A	Northeastern	0	3	231	H	UNC Wilmington	3	2		
								198	A	Hofstra	0	3	155	A	Delaware	0	3		
								280	H	George Mason	3	0	75	A	Towson	0	3		
								200	H	James Madison	0	3	200	A	James Madison	0	3		
								204	H	William & Mary	1	3	280	A	George Mason	0	3		

Non-Div. I Games:

Georgia St.

Average RPI Win: 251		WON-LOST	WINNING	LAST 10	STRENGTH OF		OPP. STRENGTH	TEAM	ADJ	CONF.	ADJ CONF.
Average RPI Loss: 181		RECORD	PCT. RANK	GAMES	SCHEDULE		OF SCHEDULE	RPI	RPI	RPI	RPI
DIV. I ONLY		9- 13	.40909	215	5- 5		239	273	240	.41164	247
DIV. I NON-CONF.		2- 9	.18182	291	0- 2		219	233	287	.37737	282
TOTALS		RPI 1-25	RPI 26-50		W-L RECORDS		RPI 51-100		RPI 101-150		RPI 150+
9- 13	0- 0	0- 0		OVERALL		0- 4		1- 1		8- 8	
3- 2	0- 0	0- 0		HOME		0- 1		1- 0		2- 1	
5- 6	0- 0	0- 0		AWAY		0- 2		0- 1		5- 3	
1- 5	0- 0	0- 0		NEUTRAL		0- 1		0- 0		1- 4	
2- 9	0- 0	0- 0		NON-CONFERENCE		0- 4		0- 1		2- 4	
0- 1	0- 0	0- 0		HOME		0- 1		0- 0		0- 0	
1- 3	0- 0	0- 0		AWAY		0- 2		0- 1		1- 0	
1- 5	0- 0	0- 0		NEUTRAL		0- 1		0- 0		1- 4	
7- 4	0- 0	0- 0		CONFERENCE		0- 0		1- 0		6- 4	
3- 1	0- 0	0- 0		HOME		0- 0		1- 0		2- 1	
4- 3	0- 0	0- 0		AWAY		0- 0		0- 0		4- 3	
0- 0	0- 0	0- 0		NEUTRAL		0- 0		0- 0		0- 0	
RPI S	Opponent	Score	RPI S	Opponent	Score	RPI S	Opponent	Score	RPI S	Opponent	Score
						65 A	Clemson	0 3	127 A	Pittsburgh	0 3
						85 N	Xavier	2 3	141 H	Liberty	3 1
						86 A	Col. of Charleston	1 3	156 A	High Point	3 2
						91 H	South Carolina	0 3	162 N	Butler	2 3
									171 N	Marshall	0 3
									202 A	Presbyterian	1 3
									202 H	Presbyterian	3 2
									250 N	UMBC	1 3
									251 A	Winthrop	3 2
									251 H	Winthrop	2 3
									269 A	UNC Asheville	2 3
									278 H	Radford	3 2
									286 A	Gardner-Webb	3 0
									288 A	Charleston So.	2 3
									300 N	South Carolina St.	2 3
									308 A	Campbell	3 2
									318 A	East Carolina	3 2
									320 N	Howard	3 0
LAST 10 GAMES											
						202 A	Presbyterian	1 3	141 H	Liberty	3 1
						251 A	Winthrop	3 2	278 H	Radford	3 2
						269 A	UNC Asheville	2 3	288 A	Charleston So.	2 3
						286 A	Gardner-Webb	3 0	86 A	Col. of Charleston	1 3
						91 H	South Carolina	0 3	308 A	Campbell	3 2

Non-Div. I Games:

Coastal Caro.

Average RPI Win: 224		WON-LOST	WINNING	LAST 10	STRENGTH OF		OPP. STRENGTH	TEAM	ADJ		CONF.	ADJ CONF.
Average RPI Loss: 154		RECORD	PCT. RANK	GAMES	SCHEDULE		OF SCHEDULE	RPI	RPI		RPI	RPI
DIV. I ONLY		9- 18	.33333	254	3- 7		167	213	235		.40912	248
DIV. I NON-CONF.		5- 10	.33333	242	0- 1		101	212	205		.45249	222
TOTALS		RPI 1-25	RPI 26-50		W-L RECORDS		RPI 51-100		RPI 101-150		RPI 150+	
9- 18	0- 0	0- 0		OVERALL		0- 3		1- 5		8- 10		
4- 10	0- 0	0- 0		HOME		0- 2		0- 2		4- 6		
3- 7	0- 0	0- 0		AWAY		0- 1		0- 2		3- 4		
2- 1	0- 0	0- 0		NEUTRAL		0- 0		1- 1		1- 0		
5- 10	0- 0	0- 0		NON-CONFERENCE		0- 2		1- 3		4- 5		
3- 5	0- 0	0- 0		HOME		0- 1		0- 1		3- 3		
0- 4	0- 0	0- 0		AWAY		0- 1		0- 1		0- 2		
2- 1	0- 0	0- 0		NEUTRAL		0- 0		1- 1		1- 0		
4- 8	0- 0	0- 0		CONFERENCE		0- 1		0- 2		4- 5		
1- 5	0- 0	0- 0		HOME		0- 1		0- 1		1- 3		
3- 3	0- 0	0- 0		AWAY		0- 0		0- 1		3- 2		
0- 0	0- 0	0- 0		NEUTRAL		0- 0		0- 0		0- 0		
RPI S	Opponent	Score	RPI S	Opponent	Score	RPI S	Opponent	Score	RPI S	Opponent	Score	
						56 H	Tulsa	0 3	101 H	Eastern Mich.	0 3	
						78 H	Southern Ill.	0 3	102 N	Illinois St.	0 3	
						86 A	Col. of Charleston	1 3	116 H	Rice	0 3	
									125 N	Fla. Gulf Coast	3 0	
									126 A	Arkansas St.	0 3	
									149 A	UTEP	1 3	
									164 H	UALR	0 3	
									169 A	UAB	1 3	
									169 H	UAB	2 3	
									171 A	Marshall	3 2	
									174 N	North Florida	3 0	
									176 H	Ill.-Chicago	3 2	
									189 A	SMU	2 3	
									194 H	La.-Lafayette	1 3	
									205 H	Houston	1 3	
									207 H	Belmont	3 1	
									208 H	Austin Peay	2 3	
									210 A	Toledo	1 3	
									214 H	UCF	0 3	
									228 A	Tennessee St.	2 3	
									270 H	Southern Miss.	3 2	
									285 A	Tulane	3 1	
									290 H	Alabama A&M	3 0	
									318 A	East Carolina	3 1	
LAST 10 GAMES												
						189 A	SMU	2 3	270 H	Southern Miss.	3 2	
						56 H	Tulsa	0 3	214 H	UCF	0 3	
						171 A	Marshall	3 2	169 A	UAB	1 3	
						318 A	East Carolina	3 1	169 H	UAB	2 3	
						228 A	Tennessee St.	2 3	149 A	UTEP	1 3	

Non-Div. I Games:

Memphis

Average RPI Win: 246		WON-LOST	WINNING	LAST 10	STRENGTH OF		OPP. STRENGTH	TEAM	ADJ	CONF.	ADJ CONF.
Average RPI Loss: 166		RECORD	PCT. RANK	GAMES	SCHEDULE		OF SCHEDULE	RPI	RPI	RPI	RPI
DIV. I ONLY		8- 15	.34783	249	5- 5		195	228	241	.40711	249
DIV. I NON-CONF.		3- 8	.27273	263	0- 1		81	205	220	.45183	225
TOTALS		RPI 1-25	RPI 26-50		W-L RECORDS		RPI 51-100		RPI 101-150		RPI 150+
8- 15	0- 0	0- 2		OVERALL		0- 2		0- 1		8- 10	
4- 4	0- 0	0- 0		HOME		0- 1		0- 0		4- 3	
1- 8	0- 0	0- 2		AWAY		0- 1		0- 0		1- 5	
3- 3	0- 0	0- 0		NEUTRAL		0- 0		0- 1		3- 2	
3- 8	0- 0	0- 2		NON-CONFERENCE		0- 1		0- 1		3- 4	
0- 0	0- 0	0- 0		HOME		0- 0		0- 0		0- 0	
0- 5	0- 0	0- 2		AWAY		0- 1		0- 0		0- 2	
3- 3	0- 0	0- 0		NEUTRAL		0- 0		0- 1		3- 2	
5- 7	0- 0	0- 0		CONFERENCE		0- 1		0- 0		5- 6	
4- 4	0- 0	0- 0		HOME		0- 1		0- 0		4- 3	
1- 3	0- 0	0- 0		AWAY		0- 0		0- 0		1- 3	
0- 0	0- 0	0- 0		NEUTRAL		0- 0		0- 0		0- 0	
RPI S	Opponent	Score	RPI S	Opponent	Score	RPI S	Opponent	Score	RPI S	Opponent	Score
			34 A	Notre Dame	0 3	92 H	Morehead St.	1 3	119 N	Oakland	0 3
			46 A	Michigan St.	0 3	93 A	Cleveland St.	0 3	160 A	Northern Ky.	0 3
									169 N	UAB	0 3
									171 A	Marshall	0 3
									181 H	Southeast Mo. St.	3 2
									201 A	Jacksonville St.	2 3
									201 H	Jacksonville St.	2 3
									203 N	Youngstown St.	3 2
									207 H	Belmont	0 3
									208 H	Austin Peay	3 0
									228 H	Tennessee St.	1 3
									234 N	Buffalo	0 3
									234 N	Buffalo	3 2
									254 H	UT Martin	3 0
									260 A	Eastern Ill.	1 3
									276 N	McNeese St.	3 0
									277 A	SIU Edwardsville	0 3
									305 A	Tennessee Tech	3 1
									305 H	Tennessee Tech	3 2
LAST 10 GAMES											
			305 H	Tennessee Tech	3 2	201 A	Jacksonville St.	2 3			
			201 H	Jacksonville St.	2 3	305 A	Tennessee Tech	3 1			
			160 A	Northern Ky.	0 3	260 A	Eastern Ill.	1 3			
			181 H	Southeast Mo. St.	3 2	277 A	SIU Edwardsville	0 3			
			254 H	UT Martin	3 0	208 H	Austin Peay	3 0			

Non-Div. I Games:

Eastern Ky.

UMBC				Through Games Of Sunday, Oct. 28, 2012									
Average RPI Win: 290		WON-LOST	WINNING	LAST 10	STRENGTH OF		OPP. STRENGTH	TEAM	ADJ		CONF.	ADJ CONF.	
Average RPI Loss: 151		RECORD	PCT. RANK	GAMES	SCHEDULE		OF SCHEDULE	RPI	RPI		RPI	RPI	
DIV. I ONLY		12- 14	.46154 192	6- 4	292		249	255	.40656	250	29	30	
DIV. I NON-CONF.		7- 10	.41176 212	1- 0	247		208	237	.43064	241	28	28	
TOTALS		RPI 1-25	RPI 26-50		W-L RECORDS		RPI 51-100		RPI 101-150		RPI 150+		
12- 14	0- 1	0- 1		OVERALL		0- 2		0- 4		12- 6			
5- 3	0- 0	0- 0		HOME		0- 1		0- 0		5- 2			
5- 6	0- 0	0- 1		AWAY		0- 0		0- 2		5- 3			
2- 5	0- 1	0- 0		NEUTRAL		0- 1		0- 2		2- 1			
7- 10	0- 1	0- 1		NON-CONFERENCE		0- 2		0- 3		7- 3			
2- 2	0- 0	0- 0		HOME		0- 1		0- 0		2- 1			
3- 3	0- 0	0- 1		AWAY		0- 0		0- 1		3- 1			
2- 5	0- 1	0- 0		NEUTRAL		0- 1		0- 2		2- 1			
5- 4	0- 0	0- 0		CONFERENCE		0- 0		0- 1		5- 3			
3- 1	0- 0	0- 0		HOME		0- 0		0- 0		3- 1			
2- 3	0- 0	0- 0		AWAY		0- 0		0- 1		2- 2			
0- 0	0- 0	0- 0		NEUTRAL		0- 0		0- 0		0- 0			
RPI S	Opponent	Score		RPI S	Opponent	Score		RPI S	Opponent	Score			
23 N	Arkansas	0 3		31 A	Michigan	0 3		72 H	Colorado	2 3			
								75 N	Towson	0 3			

Non-Div. I Games:

UMBC

Average RPI Win:	270	WON-LOST	WINNING	LAST 10	STRENGTH OF	OPP. STRENGTH	TEAM	ADJ	CONF.	ADJ CONF.					
Average RPI Loss:	183	RECORD	PCT. RANK	GAMES	SCHEDULE	OF SCHEDULE	RPI	RPI	RPI	RPI					
DIV. I ONLY	12- 14	.46154	192	5- 5	282	272	244	.40573	251	27	26				
DIV. I NON-CONF.	6- 9	.4	215	0- 1	280	238	257	.40808	257	27	27				
<hr/>															
TOTALS	RPI 1-25	RPI 26-50		W-L RECORDS		RPI 51-100		RPI 101-150		RPI 150+					
12- 14	0- 0	0- 0		OVERALL		0- 3		0- 2		12- 9					
8- 5	0- 0	0- 0		HOME		0- 1		0- 0		8- 4					
3- 4	0- 0	0- 0		AWAY		0- 1		0- 2		3- 1					
1- 5	0- 0	0- 0		NEUTRAL		0- 1		0- 0		1- 4					
<hr/>															
6- 9	0- 0	0- 0		NON-CONFERENCE		0- 3		0- 1		6- 5					
4- 2	0- 0	0- 0		HOME		0- 1		0- 0		4- 1					
1- 2	0- 0	0- 0		AWAY		0- 1		0- 1		1- 0					
1- 5	0- 0	0- 0		NEUTRAL		0- 1		0- 0		1- 4					
<hr/>															
6- 5	0- 0	0- 0		CONFERENCE		0- 0		0- 1		6- 4					
4- 3	0- 0	0- 0		HOME		0- 0		0- 0		4- 3					
2- 2	0- 0	0- 0		AWAY		0- 0		0- 1		2- 1					
0- 0	0- 0	0- 0		NEUTRAL		0- 0		0- 0		0- 0					
<hr/>															
RPI	S	Opponent	Score	RPI	S	Opponent	Score	RPI	S	Opponent	Score				
						65	N	Clemson	0	3	133	A	Wake Forest	0	3
						91	A	South Carolina	0	3	141	A	Liberty	0	3
						97	H	Furman	0	3	156	H	High Point	3	2
						169	N	UAB	0	3					
						174	H	North Florida	0	3					
						202	H	Presbyterian	1	3					
						225	N	Davidson	2	3					
						231	N	UNC Wilmington	0	3					
						232	N	Bradley	0	3					
						243	H	Mercer	3	0					
						247	A	Coastal Caro.	3	2					
						247	H	Coastal Caro.	2	3					
						259	H	Western Caro.	3	0					
						261	N	Hampton	3	2					
						269	H	UNC Asheville	1	3					
						275	H	Appalachian St.	3	0					
						278	A	Radford	3	2					
						286	H	Gardner-Webb	3	0					
						288	A	Charleston So.	2	3					
						288	H	Charleston So.	3	0					
308	H	Campbell	3	1											
310	A	N.C. Central	3	0											
328	H	N.C. A&T	3	0											
				LAST 10 GAMES											
288 H Charleston So.				3	0	308 H Campbell				3	1				
247 H Coastal Caro.				2	3	156 H High Point				3	2				
97 H Furman				0	3	286 H Gardner-Webb				3	0				
141 A Liberty				0	3	269 H UNC Asheville				1	3				
278 A Radford				3	2	202 H Presbyterian				1	3				

Non-Div. I Games:

Winthrop

Average RPI Win:	281	WON-LOST RECORD	WINNING PCT. RANK	LAST 10 GAMES	STRENGTH OF SCHEDULE	OPP. STRENGTH OF SCHEDULE	TEAM RPI	ADJ RPI	CONF. RPI	ADJ CONF. RPI		
DIV. I ONLY		10- 16	.38462	229	3- 7	267	257	258	.40454	252	20	20
DIV. I NON-CONF.		6- 9	.4	215	0- 0	299	282	272	.39415	267	21	21
<hr/>												
TOTALS	RPI 1-25	RPI 26-50		W-L RECORDS		RPI 51-100		RPI 101-150		RPI 150+		
10- 16	0- 0	0- 0		OVERALL		0- 4		0- 5		10- 7		
8- 3	0- 0	0- 0		HOME		0- 1		0- 1		8- 1		
1- 7	0- 0	0- 0		AWAY		0- 3		0- 1		1- 3		
1- 6	0- 0	0- 0		NEUTRAL		0- 0		0- 3		1- 3		
<hr/>												
6- 9	0- 0	0- 0		NON-CONFERENCE		0- 1		0- 4		6- 4		
5- 0	0- 0	0- 0		HOME		0- 0		0- 0		5- 0		
0- 3	0- 0	0- 0		AWAY		0- 1		0- 1		0- 1		
1- 6	0- 0	0- 0		NEUTRAL		0- 0		0- 3		1- 3		
<hr/>												
4- 7	0- 0	0- 0		CONFERENCE		0- 3		0- 1		4- 3		
3- 3	0- 0	0- 0		HOME		0- 1		0- 1		3- 1		
1- 4	0- 0	0- 0		AWAY		0- 2		0- 0		1- 2		
0- 0	0- 0	0- 0		NEUTRAL		0- 0		0- 0		0- 0		
<hr/>												
RPI S	Opponent	Score	RPI S	Opponent	Score	RPI S	Opponent	Score	RPI S	Opponent	Score	
						65 A	Clemson	0 3	107 A	Indiana	1 3	
						82 H	Ga. Southern	0 3	117 H	Samford	0 3	
						86 A	Col. of Charleston	0 3	138 N	Troy	1 3	
						97 A	Furman	1 3	139 N	Valparaiso	0 3	
						150 N	East Tenn. St.	0 3				
						193 H	Wofford	3 2				
						196 A	UNC Greensboro	1 3				
						213 A	Kennesaw St.	1 3				
						216 A	Elon	0 3				
						225 H	Davidson	3 1				
						228 N	Tennessee St.	1 3				
						229 N	Miami (OH)	2 3				
						235 N	Charlotte	0 3				
						259 H	Western Caro.	1 3				
						264 H	USC Upstate	3 1				
						275 H	Appalachian St.	3 0				
						290 H	Alabama A&M	3 1				
						305 H	Tennessee Tech	3 0				
						307 A	Citadel	3 2				
						310 N	N.C. Central	3 0				
314 H	Alabama St.	3 0										
330 H	Alcorn	3 0										
<hr/>												
			LAST 10 GAMES									
			97 A Furman			1 3	196 A UNC Greensboro			1 3		
			82 H Ga. Southern			0 3	216 A Elon			0 3		
			225 H Davidson			3 1	193 H Wofford			3 2		
			307 A Citadel			3 2	117 H Samford			0 3		
			86 A Col. of Charleston			0 3	259 H Western Caro.			1 3		

Non-Div. I Games:

Chattanooga

Average RPI Win:		263	WON-LOST RECORD		WINNING PCT. RANK		LAST 10 GAMES		STRENGTH OF SCHEDULE		OPP. STRENGTH OF SCHEDULE		TEAM RPI		ADJ RPI		CONF. RPI		ADJ CONF. RPI	
Average RPI Loss:		148																		
DIV. I ONLY			5- 15		.25 288		1- 9		150		218		259		.40377 253		15		16	
DIV. I NON-CONF.			4- 5		.44444 194		0- 0		150		287		203		.46205 212		14		14	
TOTALS		RPI 1-25		RPI 26-50		W-L RECORDS		RPI 51-100		RPI 101-150		RPI 150+								
5- 15		0- 1		0- 1		OVERALL		0- 0		0- 5		5- 8								
1- 4		0- 0		0- 1		HOME		0- 0		0- 0		1- 3								
3- 8		0- 1		0- 0		AWAY		0- 0		0- 3		3- 4								
1- 3		0- 0		0- 0		NEUTRAL		0- 0		0- 2		1- 1								
4- 5		0- 1		0- 0		NON-CONFERENCE		0- 0		0- 2		4- 2								
0- 0		0- 0		0- 0		HOME		0- 0		0- 0		0- 0								
3- 2		0- 1		0- 0		AWAY		0- 0		0- 0		3- 1								
1- 3		0- 0		0- 0		NEUTRAL		0- 0		0- 2		1- 1								
1- 10		0- 0		0- 1		CONFERENCE		0- 0		0- 3		1- 6								
1- 4		0- 0		0- 1		HOME		0- 0		0- 0		1- 3								
0- 6		0- 0		0- 0		AWAY		0- 0		0- 3		0- 3								
0- 0		0- 0		0- 0		NEUTRAL		0- 0		0- 0		0- 0								
RPI	S	Opponent		Score		RPI	S	Opponent		Score		RPI	S	Opponent		Score				
23	A	Arkansas		0 3		33	H	Western Ky.		0 3				120	A	North Texas		0 3		
														126	A	Arkansas St.		0 3		
														138	A	Troy		1 3		
														147	N	Houston Baptist		1 3		
														149	N	UTEP		0 3		
														159	A	Stephen F. Austin		3 1		
														164	A	UALR		0 3		
														175	H	Middle Tenn.		0 3		
														177	A	Mississippi St.		1 3		
														178	A	South Ala.		2 3		
														194	A	La.-Lafayette		0 3		
														194	H	La.-Lafayette		0 3		
														195	H	FIU		1 3		
														213	N	Kennesaw St.		1 3		
														273	A	Jackson St.		3 1		
														273	N	Jackson St.		3 1		
														282	H	Fla. Atlantic		3 1		
														329	A	Grambling		3 0		
LAST 10 GAMES																				
						194	A	La.-Lafayette		0 3		33	H	Western Ky.		0 3				
						195	H	FIU		1 3		175	H	Middle Tenn.		0 3				
						282	H	Fla. Atlantic		3 1		126	A	Arkansas St.		0 3				
						138	A	Troy		1 3		164	A	UALR		0 3				
						178	A	South Ala.		2 3		120	A	North Texas		0 3				

Average RPI Win:		279	WON-LOST RECORD		WINNING PCT. RANK		LAST 10 GAMES		STRENGTH OF SCHEDULE		OPP. STRENGTH OF SCHEDULE		TEAM RPI		ADJ RPI		CONF. RPI		ADJ CONF. RPI	
Average RPI Loss:		158																		
DIV. I ONLY			10- 16		.38462 229		5- 5		257		220		252		.40168 254		24		24	
DIV. I NON-CONF.			4- 10		.28571 260		0- 1		169		170		248		.42234 251		23		23	
TOTALS		RPI 1-25		RPI 26-50		W-L RECORDS		RPI 51-100		RPI 101-150		RPI 150+								
10- 16		0- 2		0- 0		OVERALL		0- 2		0- 3		10- 9								
6- 4		0- 0		0- 0		HOME		0- 0		0- 1		6- 3								
3- 7		0- 1		0- 0		AWAY		0- 2		0- 0		3- 4								
1- 5		0- 1		0- 0		NEUTRAL		0- 0		0- 2		1- 2								
4- 10		0- 2		0- 0		NON-CONFERENCE		0- 1		0- 3		4- 4								
2- 2		0- 0		0- 0		HOME		0- 0		0- 1		2- 1								
1- 3		0- 1		0- 0		AWAY		0- 1		0- 0		1- 1								
1- 5		0- 1		0- 0		NEUTRAL		0- 0		0- 2		1- 2								
6- 6		0- 0		0- 0		CONFERENCE		0- 1		0- 0		6- 5								
4- 2		0- 0		0- 0		HOME		0- 0		0- 0		4- 2								
2- 4		0- 0		0- 0		AWAY		0- 1		0- 0		2- 3								
0- 0		0- 0		0- 0		NEUTRAL		0- 0		0- 0		0- 0								
RPI S	Opponent		Score		RPI S	Opponent		Score		RPI S	Opponent		Score		RPI S	Opponent		Score		
10 N	Kansas		0	3						78 A	Southern Ill.		0	3	114 N	Northwestern St.		1	3	
23 A	Arkansas		0	3						92 A	Morehead St.		0	3	120 N	North Texas		1	3	
															138 H	Troy		2	3	
															164 N	UALR		1	3	
															181 A	Southeast Mo. St.		1	3	
															186 N	Nicholls St.		0	3	
															207 H	Belmont		3	2	
															208 H	Austin Peay		0	3	
															226 H	DePaul		2	3	
															227 A	Evansville		0	3	
															228 H	Tennessee St.		1	3	
															249 A	Eastern Ky.		0	3	
															260 A	Eastern Ill.		3	1	
															260 H	Eastern Ill.		3	1	
															273 N	Jackson St.		3	1	
															277 A	SIU Edwardsville		0	3	
															277 H	SIU Edwardsville		3	2	
															290 H	Alabama A&M		3	1	
															298 H	Wright St.		3	1	
															301 H	Murray St.		3	1	
															305 A	Tennessee Tech		3	2	
															314 A	Alabama St.		3	0	
						LAST 10 GAMES														
						277 H SIU Edwardsville		3	2		228 H Tennessee St.		1	3						
						260 H Eastern Ill.		3	1		208 H Austin Peay		0	3						
						92 A Morehead St.		0	3		301 H Murray St.		3	1						
						249 A Eastern Ky.		0	3		227 A Evansville		0	3						
						207 H Belmont		3	2		305 A Tennessee Tech		3	2						

Non-Div. I Games:

UT Martin

Average RPI Win:	264	WON-LOST RECORD	WINNING PCT. RANK	LAST 10 GAMES	STRENGTH OF SCHEDULE	OPP. STRENGTH OF SCHEDULE	TEAM RPI	ADJ RPI	CONF. RPI	ADJ CONF. RPI		
DIV. I ONLY		8- 17	.32	266	2- 8	266	182	271	.40011	255	16	15
DIV. I NON-CONF.		6- 5	.54545	145	0- 0	313	217	247	.43355	239	12	12
<hr/>												
TOTALS	RPI 1-25	RPI 26-50		W-L RECORDS		RPI 51-100		RPI 101-150		RPI 150+		
8- 17	0- 0	0- 0		OVERALL		0- 7		1- 5		7- 5		
1- 5	0- 0	0- 0		HOME		0- 3		0- 1		1- 1		
2- 10	0- 0	0- 0		AWAY		0- 3		0- 4		2- 3		
5- 2	0- 0	0- 0		NEUTRAL		0- 1		1- 0		4- 1		
6- 5	0- 0	0- 0		NON-CONFERENCE		0- 1		1- 3		5- 1		
0- 0	0- 0	0- 0		HOME		0- 0		0- 0		0- 0		
1- 3	0- 0	0- 0		AWAY		0- 0		0- 3		1- 0		
5- 2	0- 0	0- 0		NEUTRAL		0- 1		1- 0		4- 1		
2- 12	0- 0	0- 0		CONFERENCE		0- 6		0- 2		2- 4		
1- 5	0- 0	0- 0		HOME		0- 3		0- 1		1- 1		
1- 7	0- 0	0- 0		AWAY		0- 3		0- 1		1- 3		
0- 0	0- 0	0- 0		NEUTRAL		0- 0		0- 0		0- 0		
RPI	S	Opponent	Score	RPI	S	Opponent	Score	RPI	S	Opponent	Score	
						60 A Idaho St.	0 3	105 A		Utah St.	0 3	
						66 N Utah	0 3	124 A		Washington St.	0 3	
						73 A Northern Ariz.	2 3	140 A		North Dakota	2 3	
						73 H Northern Ariz.	0 3	140 H		North Dakota	2 3	
						79 H Portland St.	0 3	144 N		Portland	3 1	
						95 A Northern Colo.	0 3	145 A		Utah Valley	0 3	
						95 H Northern Colo.	0 3	151 A		Montana St.	0 3	
								192 A		Sacramento St.	1 3	
								223 A		Montana	3 2	
								233 A		Southern Utah	0 3	
								233 H		Southern Utah	1 3	
								237 N		Seattle	2 3	
								244 A		Southeastern La.	3 1	
								262 N		Tex.-Pan American	3 1	
								297 H		Eastern Wash.	3 0	
								304 N		Louisiana Tech	3 0	
								314 N		Alabama St.	3 0	
								324 N		Southern U.	3 0	
				LAST 10 GAMES								
				140 A		North Dakota	2 3	297 H		Eastern Wash.	3 0	
				95 A		Northern Colo.	0 3	192 A		Sacramento St.	1 3	
				233 A		Southern Utah	0 3	60 A		Idaho St.	0 3	
				73 A		Northern Ariz.	2 3	151 A		Montana St.	0 3	
				79 H		Portland St.	0 3	223 A		Montana	3 2	

Non-Div. I Games:

Weber St.

Average RPI Win:	295	WON-LOST RECORD	WINNING PCT. RANK	LAST 10 GAMES	STRENGTH OF SCHEDULE	OPP. STRENGTH OF SCHEDULE	TEAM RPI	ADJ RPI	CONF. RPI	ADJ CONF. RPI				
Average RPI Loss:	219													
DIV. I ONLY		15- 11	.57692 128	8- 2	310	308	249	.40002 256	31	31				
DIV. I NON-CONF.		4- 8	.33333 242	0- 0	306	275	290	.36053 292	31	31				
<hr/>														
TOTALS	RPI 1-25	RPI 26-50		W-L RECORDS	RPI 51-100		RPI 101-150		RPI 150+					
15- 11	0- 0	0- 0		OVERALL	0- 0		0- 1		15- 10					
6- 3	0- 0	0- 0		HOME	0- 0		0- 1		6- 2					
6- 5	0- 0	0- 0		AWAY	0- 0		0- 0		6- 5					
3- 3	0- 0	0- 0		NEUTRAL	0- 0		0- 0		3- 3					
<hr/>														
4- 8	0- 0	0- 0		NON-CONFERENCE	0- 0		0- 1		4- 7					
1- 2	0- 0	0- 0		HOME	0- 0		0- 1		1- 1					
1- 3	0- 0	0- 0		AWAY	0- 0		0- 0		1- 3					
2- 3	0- 0	0- 0		NEUTRAL	0- 0		0- 0		2- 3					
<hr/>														
11- 3	0- 0	0- 0		CONFERENCE	0- 0		0- 0		11- 3					
5- 1	0- 0	0- 0		HOME	0- 0		0- 0		5- 1					
5- 2	0- 0	0- 0		AWAY	0- 0		0- 0		5- 2					
1- 0	0- 0	0- 0		NEUTRAL	0- 0		0- 0		1- 0					
<hr/>														
RPI S	Opponent	Score	RPI S	Opponent	Score	RPI S	Opponent	Score	RPI S	Opponent	Score			
						113 H St. John's (NY)			1	3				
						154 A LIU Brooklyn			0	3				
						167 A Temple			1	3				
						188 A West Virginia			0	3				
						204 N William & Mary			3	2				
						230 A New Hampshire			2	3				
						240 N Loyola Maryland			1	3				
						257 H Brown			0	3				
						265 A Robert Morris			1	3				
						265 H Robert Morris			0	3				
						267 N Cornell			1	3				
						268 N Navy			0	3				
						274 A Sacred Heart			3	1				
						274 H Sacred Heart			3	0				
						284 A Saint Francis (PA)			3	1				
						284 H Saint Francis (PA)			3	1				
						284 N Saint Francis (PA)			3	1				
						299 A Hartford			3	1				
						312 A Fairleigh Dickinson			3	1				
						312 H Fairleigh Dickinson			3	0				
						313 A Bryant			3	1				
						315 H Holy Cross			3	0				
						315 N Holy Cross			3	2				
						319 A St. Francis (NY)			3	0				
						319 H St. Francis (NY)			3	0				
322 H Quinnipiac			3	0										
<hr/>														
LAST 10 GAMES			LAST 10 GAMES			LAST 10 GAMES			LAST 10 GAMES					
265 A Robert Morris			1	3	154 A LIU Brooklyn			0	3	315 H Holy Cross		3	0	
284 A Saint Francis (PA)			3	1	322 H Quinnipiac			3	0	319 A St. Francis (NY)			3	0
312 H Fairleigh Dickinson			3	0	313 A Bryant			3	1	319 H St. Francis (NY)			3	0
319 H St. Francis (NY)			3	0	274 A Sacred Heart			3	1	322 H Quinnipiac			3	0
274 H Sacred Heart			3	0	284 H Saint Francis (PA)			3	1					

Non-Div. I Games:

Central Conn. St.

Average RPI Win: 282		WON-LOST	WINNING	LAST 10	STRENGTH OF		OPP. STRENGTH	TEAM	ADJ	CONF.	ADJ CONF.
Average RPI Loss: 141		RECORD	PCT. RANK	GAMES	SCHEDULE		OF SCHEDULE	RPI	RPI	RPI	RPI
DIV. I ONLY		6- 14	.3 277	3- 7	250		202	274	.39751	257	23
DIV. I NON-CONF.		4- 6	.4 215	1- 0	216		166	231	.45031	227	22
TOTALS		RPI 1-25	RPI 26-50	W-L RECORDS	RPI 51-100		RPI 101-150	RPI 150+			
6- 14	0- 0		0- 3	OVERALL	0- 2		0- 2	6- 7			
3- 4	0- 0		0- 0	HOME	0- 1		0- 0	3- 3			
2- 5	0- 0		0- 0	AWAY	0- 1		0- 1	2- 3			
1- 5	0- 0		0- 3	NEUTRAL	0- 0		0- 1	1- 1			
4- 6	0- 0		0- 3	NON-CONFERENCE	0- 0		0- 2	4- 1			
2- 0	0- 0		0- 0	HOME	0- 0		0- 0	2- 0			
1- 1	0- 0		0- 0	AWAY	0- 0		0- 1	1- 0			
1- 5	0- 0		0- 3	NEUTRAL	0- 0		0- 1	1- 1			
2- 8	0- 0		0- 0	CONFERENCE	0- 2		0- 0	2- 6			
1- 4	0- 0		0- 0	HOME	0- 1		0- 0	1- 3			
1- 4	0- 0		0- 0	AWAY	0- 1		0- 0	1- 3			
0- 0	0- 0		0- 0	NEUTRAL	0- 0		0- 0	0- 0			
RPI S	Opponent	Score	RPI S	Opponent	Score	RPI S	Opponent	Score	RPI S	Opponent	Score
			37 N	Santa Clara	0 3	81 A	Yale	0 3	113 N	St. John's (NY)	0 3
			38 N	Northwestern	0 3	81 H	Yale	1 3	143 A	Cal St. Fullerton	0 3
			50 N	San Diego St.	0 3				180 A	Columbia	2 3
									180 H	Columbia	0 3
									183 H	Princeton	0 3
									184 H	Penn	1 3
									199 N	Villanova	0 3
									221 H	Rhode Island	3 1
									242 A	Harvard	0 3
									256 A	Central Conn. St.	3 0
									267 A	Cornell	1 3
									267 H	Cornell	3 1
									306 A	Dartmouth	3 0
									315 N	Holy Cross	3 1
									327 H	Providence	3 0
LAST 10 GAMES											
			180 H	Columbia	0 3	306 A	Dartmouth	3 0			
			267 H	Cornell	3 1	242 A	Harvard	0 3			
			81 A	Yale	0 3	221 H	Rhode Island	3 1			
			183 H	Princeton	0 3	267 A	Cornell	1 3			
			184 H	Penn	1 3	180 A	Columbia	2 3			

Non-Div. I Games:

Brown

Average RPI Win:	260	WON-LOST RECORD	WINNING PCT. RANK	LAST 10 GAMES	STRENGTH OF SCHEDULE	OPP. STRENGTH OF SCHEDULE	TEAM RPI	ADJ RPI	CONF. RPI	ADJ CONF. RPI	
Average RPI Loss:	163										
DIV. I ONLY	9- 16	.36	241	6- 4	259	227	261	.39748	258	29	30
DIV. I NON-CONF.	3- 13	.1875	290	0- 1	166	138	267	.3921	274	28	28
<hr/>											
TOTALS	RPI 1-25	RPI 26-50		W-L RECORDS	RPI 51-100		RPI 101-150		RPI 150+		
9- 16	0- 1	0- 0		OVERALL	0- 4		0- 3		9- 8		
3- 1	0- 0	0- 0		HOME	0- 0		0- 0		3- 1		
5- 7	0- 0	0- 0		AWAY	0- 1		0- 2		5- 4		
1- 8	0- 1	0- 0		NEUTRAL	0- 3		0- 1		1- 3		
<hr/>											
3- 13	0- 1	0- 0		NON-CONFERENCE	0- 4		0- 2		3- 6		
0- 0	0- 0	0- 0		HOME	0- 0		0- 0		0- 0		
2- 5	0- 0	0- 0		AWAY	0- 1		0- 1		2- 3		
1- 8	0- 1	0- 0		NEUTRAL	0- 3		0- 1		1- 3		
<hr/>											
6- 3	0- 0	0- 0		CONFERENCE	0- 0		0- 1		6- 2		
3- 1	0- 0	0- 0		HOME	0- 0		0- 0		3- 1		
3- 2	0- 0	0- 0		AWAY	0- 0		0- 1		3- 1		
0- 0	0- 0	0- 0		NEUTRAL	0- 0		0- 0		0- 0		
<hr/>											
RPI S	Opponent	Score	RPI S	Opponent	Score	RPI S	Opponent	Score	RPI S	Opponent	Score
20 N	Ohio St.	0 3				62 N	Baylor	2 3	112 A	Boston College	0 3
						87 N	Texas Tech	0 3	142 A	Albany (NY)	0 3
						89 A	Maryland	0 3	149 N	UTEP	0 3
						100 N	Seton Hall	2 3	163 A	Akron	2 3
									179 A	Siena	3 1
									179 N	Siena	2 3
									203 N	Youngstown St.	2 3
									209 A	Syracuse	3 2
									230 A	New Hampshire	3 2
									230 H	New Hampshire	1 3
									245 H	Stony Brook	3 2
									250 A	UMBC	1 3
									250 H	UMBC	3 0
									267 A	Cornell	2 3
									272 N	Fordham	3 0
									277 N	SIU Edwardsville	0 3
									285 A	Tulane	2 3
									299 A	Hartford	3 0
									327 A	Providence	3 2
									327 H	Providence	3 0
<hr/>											
			LAST 10 GAMES								
			327 A	Providence	3 2	299 A	Hartford	3 0			
			230 A	New Hampshire	3 2	142 A	Albany (NY)	0 3			
			250 A	UMBC	1 3	230 H	New Hampshire	1 3			
			245 H	Stony Brook	3 2	327 H	Providence	3 0			
			267 A	Cornell	2 3	250 H	UMBC	3 0			

Non-Div. I Games:

Binghamton

Average RPI Win:	285	WON-LOST RECORD	WINNING PCT. RANK	LAST 10 GAMES	STRENGTH OF SCHEDULE	OPP. STRENGTH OF SCHEDULE	TEAM RPI	ADJ RPI	CONF. RPI	ADJ CONF. RPI	
Average RPI Loss:	149										
DIV. I ONLY		8- 19	.2963 278	3- 7	173	223	254	.39713 259	20	20	
DIV. I NON-CONF.		4- 11	.26667 266	0- 0	180	230	258	.40771 258	21	21	
<hr/>											
TOTALS	RPI 1-25	RPI 26-50		W-L RECORDS	RPI 51-100		RPI 101-150		RPI 150+		
8- 19	0- 2	0- 2		OVERALL	0- 2		0- 3		8- 10		
6- 4	0- 0	0- 0		HOME	0- 1		0- 0		6- 3		
1- 10	0- 0	0- 2		AWAY	0- 1		0- 2		1- 5		
1- 5	0- 2	0- 0		NEUTRAL	0- 0		0- 1		1- 2		
<hr/>											
4- 11	0- 2	0- 2		NON-CONFERENCE	0- 0		0- 2		4- 5		
3- 1	0- 0	0- 0		HOME	0- 0		0- 0		3- 1		
0- 5	0- 0	0- 2		AWAY	0- 0		0- 1		0- 2		
1- 5	0- 2	0- 0		NEUTRAL	0- 0		0- 1		1- 2		
<hr/>											
4- 8	0- 0	0- 0		CONFERENCE	0- 2		0- 1		4- 5		
3- 3	0- 0	0- 0		HOME	0- 1		0- 0		3- 2		
1- 5	0- 0	0- 0		AWAY	0- 1		0- 1		1- 3		
0- 0	0- 0	0- 0		NEUTRAL	0- 0		0- 0		0- 0		
<hr/>											
RPI S	Opponent	Score	RPI S	Opponent	Score	RPI S	Opponent	Score	RPI S	Opponent	Score
6 N	Oregon	0 3	40 A	North Carolina St.	0 3	86 H	Col. of Charleston	1 3	117 A	Samford	0 3
15 N	Kentucky	0 3	49 A	Ohio	0 3	97 A	Furman	0 3	135 N	Central Mich.	1 3
									150 A	East Tenn. St.	0 3
									160 H	Northern Ky.	1 3
									174 N	North Florida	1 3
									193 A	Wofford	1 3
									196 A	UNC Greensboro	1 3
									196 H	UNC Greensboro	3 0
									216 A	Elon	1 3
									216 H	Elon	0 3
									225 H	Davidson	0 3
									243 N	Mercer	1 3
									251 A	Winthrop	0 3
									252 A	Chattanooga	3 1
									269 A	UNC Asheville	2 3
									275 H	Appalachian St.	3 2
									286 H	Gardner-Webb	3 0
									307 H	Citadel	3 0
									308 N	Campbell	3 2
									326 H	Saint Peter's	3 0
									328 H	N.C. A&T	3 0
			216 A Elon			1 3	97 A Furman			0 3	
			196 A UNC Greensboro			1 3	225 H Davidson			0 3	
			86 H Col. of Charleston			1 3	275 H Appalachian St.			3 2	
			307 H Citadel			3 0	196 H UNC Greensboro			3 0	
			193 A Wofford			1 3	216 H Elon			0 3	

Average RPI Win: 236		WON-LOST RECORD		WINNING PCT. RANK		LAST 10 GAMES		STRENGTH OF SCHEDULE		OPP. STRENGTH OF SCHEDULE		TEAM RPI		ADJ RPI		CONF. RPI		ADJ CONF. RPI					
DIV. I ONLY		8- 18		.30769 272		5- 5		233		162		260		.3961 260		24		24					
DIV. I NON-CONF.		3- 11		.21429 280		0- 2		188		52		256		.41672 255		23		23					
TOTALS		RPI 1-25		RPI 26-50		W-L RECORDS		RPI 51-100		RPI 101-150		RPI 150+											
8- 18		0- 1		0- 2		OVERALL		0- 1		1- 4		7- 10											
3- 4		0- 0		0- 0		HOME		0- 1		0- 0		3- 3											
3- 8		0- 1		0- 1		AWAY		0- 0		0- 1		3- 5											
2- 6		0- 0		0- 1		NEUTRAL		0- 0		1- 3		1- 2											
3- 11		0- 1		0- 2		NON-CONFERENCE		0- 0		1- 4		2- 4											
0- 1		0- 0		0- 0		HOME		0- 0		0- 0		0- 1											
1- 4		0- 1		0- 1		AWAY		0- 0		0- 1		1- 1											
2- 6		0- 0		0- 1		NEUTRAL		0- 0		1- 3		1- 2											
5- 7		0- 0		0- 0		CONFERENCE		0- 1		0- 0		5- 6											
3- 3		0- 0		0- 0		HOME		0- 1		0- 0		3- 2											
2- 4		0- 0		0- 0		AWAY		0- 0		0- 0		2- 4											
0- 0		0- 0		0- 0		NEUTRAL		0- 0		0- 0		0- 0											
RPI	S	Opponent		Score		RPI	S	Opponent		Score		RPI	S	Opponent		Score							
2	A	Penn St.		0 3		31	N	Michigan		0 3		92	H	Morehead St.		2 3							
						36	A	Marquette		0 3													
														109	N	Duquesne	0 3						
														110	N	Iowa	1 3						
														119	A	Oakland	0 3						
														133	N	Wake Forest	3 1						
														144	N	Portland	2 3						
														162	N	Butler	0 3						
														166	H	Saint Louis	1 3						
														176	A	Ill.-Chicago	0 3						
														181	A	Southeast Mo. St.	3 2						
														181	H	Southeast Mo. St.	1 3						
														208	A	Austin Peay	0 3						
														208	H	Austin Peay	3 2						
														210	N	Toledo	2 3						
														226	A	DePaul	3 1						
														228	A	Tennessee St.	0 3						
														249	H	Eastern Ky.	3 1						
														254	A	UT Martin	1 3						
														254	H	UT Martin	1 3						
														277	A	SIU Edwardsville	0 3						
														287	N	Indiana St.	3 2						
														301	A	Murray St.	3 1						
														301	H	Murray St.	3 0						
LAST 10 GAMES																							
181 A Southeast Mo. St.						3 2						301 A Murray St.						3 1					
254 A UT Martin						1 3						208 A Austin Peay						0 3					
166 H Saint Louis						1 3						249 H Eastern Ky.						3 1					
208 H Austin Peay						3 2						92 H Morehead St.						2 3					
301 H Murray St.						3 0						176 A Ill.-Chicago						0 3					

[illegible]

Non-Div. I Games:

Hampton

Average RPI Win:	298	WON-LOST RECORD	WINNING PCT. RANK	LAST 10 GAMES	STRENGTH OF SCHEDULE	OPP. STRENGTH OF SCHEDULE	TEAM RPI	ADJ RPI	CONF. RPI	ADJ CONF. RPI	
Average RPI Loss:	169										
DIV. I ONLY	9- 13	.40909	215	5- 4	283	289	268	.39557	262	25	25
DIV. I NON-CONF.	7- 10	.41176	212	3- 1	288	302	265	.38967	276	25	25
<hr/>											
TOTALS	RPI 1-25	RPI 26-50		W-L RECORDS	RPI 51-100		RPI 101-150		RPI 150+		
9- 13	0- 0	0- 0		OVERALL	0- 3		0- 4		9- 6		
2- 3	0- 0	0- 0		HOME	0- 1		0- 2		2- 0		
3- 5	0- 0	0- 0		AWAY	0- 2		0- 1		3- 2		
4- 5	0- 0	0- 0		NEUTRAL	0- 0		0- 1		4- 4		
7- 10	0- 0	0- 0		NON-CONFERENCE	0- 3		0- 1		7- 6		
1- 1	0- 0	0- 0		HOME	0- 1		0- 0		1- 0		
2- 4	0- 0	0- 0		AWAY	0- 2		0- 0		2- 2		
4- 5	0- 0	0- 0		NEUTRAL	0- 0		0- 1		4- 4		
2- 3	0- 0	0- 0		CONFERENCE	0- 0		0- 3		2- 0		
1- 2	0- 0	0- 0		HOME	0- 0		0- 2		1- 0		
1- 1	0- 0	0- 0		AWAY	0- 0		0- 1		1- 0		
0- 0	0- 0	0- 0		NEUTRAL	0- 0		0- 0		0- 0		
RPI S	Opponent	Score	RPI S	Opponent	Score	RPI S	Opponent	Score	RPI S	Opponent	Score
						87 A	Texas Tech	0 3	114 N	Northwestern St.	0 3
						99 A	A&M-Corpus Christi	0 3	145 A	Utah Valley	0 3
						99 H	A&M-Corpus Christi	1 3	145 H	Utah Valley	2 3
									147 H	Houston Baptist	0 3
									159 N	Stephen F. Austin	2 3
									190 N	San Jose St.	0 3
									211 A	Texas-Arlington	1 3
									244 A	Southeastern La.	0 3
									255 N	Weber St.	1 3
									261 N	Hampton	3 0
									279 A	NJIT	3 1
									291 A	Texas Southern	3 1
									291 H	Texas Southern	3 0
									295 A	Norfolk St.	3 0
									300 N	South Carolina St.	3 2
									304 N	Louisiana Tech	1 3
									317 H	Chicago St.	3 2
									324 N	Southern U.	3 0
									325 N	Savannah St.	3 0
			LAST 10 GAMES								
			145 A	Utah Valley	0 3	279 A	NJIT	3 1			
			147 H	Houston Baptist	0 3	291 A	Texas Southern	3 1			
			99 A	A&M-Corpus Christi	0 3	261 N	Hampton	3 0			
			317 H	Chicago St.	3 2	300 N	South Carolina St.	3 2			
			145 H	Utah Valley	2 3	295 A	Norfolk St.	3 0			

Non-Div. I Games: Texas-Brownsville 2 3 Tex. A&M-Kingsville 2 3 Tex.-Pan American

Average RPI Win: 283		WON-LOST RECORD		WINNING PCT. RANK		LAST 10 GAMES		STRENGTH OF SCHEDULE		OPP. STRENGTH OF SCHEDULE		TEAM RPI		ADJ RPI		CONF. RPI		ADJ CONF. RPI	
DIV. I ONLY		5- 19		.20833 299		0- 10		229		118		282		.39385 263		9		9	
DIV. I NON-CONF.		5- 8		.38462 227		0- 0		292		190		262		.41053 256		7		7	
TOTALS		RPI 1-25		RPI 26-50		W-L RECORDS		RPI 51-100		RPI 101-150		RPI 150+							
5- 19		0- 1		0- 2		OVERALL		0- 6		0- 5		5- 5							
0- 7		0- 1		0- 0		HOME		0- 3		0- 3		0- 0							
0- 8		0- 0		0- 2		AWAY		0- 2		0- 1		0- 3							
5- 4		0- 0		0- 0		NEUTRAL		0- 1		0- 1		5- 2							
5- 8		0- 0		0- 2		NON-CONFERENCE		0- 1		0- 1		5- 4							
0- 0		0- 0		0- 0		HOME		0- 0		0- 0		0- 0							
0- 4		0- 0		0- 2		AWAY		0- 0		0- 0		0- 2							
5- 4		0- 0		0- 0		NEUTRAL		0- 1		0- 1		5- 2							
0- 11		0- 1		0- 0		CONFERENCE		0- 5		0- 4		0- 1							
0- 7		0- 1		0- 0		HOME		0- 3		0- 3		0- 0							
0- 4		0- 0		0- 0		AWAY		0- 2		0- 1		0- 1							
0- 0		0- 0		0- 0		NEUTRAL		0- 0		0- 0		0- 0							
RPI	S	Opponent		Score		RPI	S	Opponent		Score		RPI	S	Opponent		Score			
18	H	Hawaii		0	3	41	A	California		0	3	71	A	Pacific		0	3		
						44	A	Arizona St.		1	3	71	H	Pacific		2	3		
												73	N	Northern Ariz.		0	3		
												74	H	Cal St. Northridge		2	3		
												77	H	Long Beach St.		1	3		
												83	A	UC Santa Barbara		1	3		
														UC Irvine		0	3		
														South Dakota St.		1	3		
														UC Davis		2	3		
														UC Davis		0	3		
														Cal St. Fullerton		1	3		
														Gonzaga		0	3		
														Gonzaga		0	3		
														Penn		0	3		
														Hofstra		0	3		
														Villanova		3	0		
														Cal Poly		2	3		
														Fla. Atlantic		3	2		
														Eastern Wash.		3	0		
														Fairleigh Dickinson		3	0		
														Providence		3	0		
LAST 10 GAMES																			
						132	H	UC Davis		0	3	77	H	Long Beach St.		1	3		
								Pacific		2	3	143	H	Cal St. Fullerton		1	3		
								UC Santa Barbara		1	3	71	A	Pacific		0	3		
						206	A	Cal Poly		2	3	132	A	UC Davis		2	3		
						123	H	UC Irvine		0	3	74	H	Cal St. Northridge		2	3		

Non-Div. I Games:

UC Riverside

Average RPI Win:	270	WON-LOST RECORD	WINNING PCT. RANK	LAST 10 GAMES	STRENGTH OF SCHEDULE	OPP. STRENGTH OF SCHEDULE	TEAM RPI	ADJ RPI	CONF. RPI	ADJ CONF. RPI		
DIV. I ONLY		10- 15	.4 220	5- 5	275	282	264	.39344	264	21	21	
DIV. I NON-CONF.		5- 7	.41667 205	1- 0	325	309	308	.34446	302	24	24	
<hr/>												
TOTALS	RPI 1-25	RPI 26-50		W-L RECORDS	RPI 51-100		RPI 101-150		RPI 150+			
10- 15	0- 0	0- 0		OVERALL	0- 1		1- 4		9- 10			
5- 3	0- 0	0- 0		HOME	0- 0		1- 1		4- 2			
2- 9	0- 0	0- 0		AWAY	0- 0		0- 3		2- 6			
3- 3	0- 0	0- 0		NEUTRAL	0- 1		0- 0		3- 2			
<hr/>												
5- 7	0- 0	0- 0		NON-CONFERENCE	0- 1		0- 0		5- 6			
2- 0	0- 0	0- 0		HOME	0- 0		0- 0		2- 0			
0- 4	0- 0	0- 0		AWAY	0- 0		0- 0		0- 4			
3- 3	0- 0	0- 0		NEUTRAL	0- 1		0- 0		3- 2			
<hr/>												
5- 8	0- 0	0- 0		CONFERENCE	0- 0		1- 4		4- 4			
3- 3	0- 0	0- 0		HOME	0- 0		1- 1		2- 2			
2- 5	0- 0	0- 0		AWAY	0- 0		0- 3		2- 2			
0- 0	0- 0	0- 0		NEUTRAL	0- 0		0- 0		0- 0			
<hr/>												
RPI S	Opponent	Score	RPI S	Opponent	Score	RPI S	Opponent	Score	RPI S	Opponent	Score	
						97 N	Furman	0 3	115 A	Lipscomb	0 3	
									115 H	Lipscomb	0 3	
									125 A	Fla. Gulf Coast	0 3	
									150 A	East Tenn. St.	0 3	
									150 H	East Tenn. St.	3 2	
									158 A	Loyola Chicago	1 3	
									160 A	Northern Ky.	0 3	
									160 H	Northern Ky.	1 3	
									174 H	North Florida	2 3	
									185 N	Canisius	1 3	
									213 A	Kennesaw St.	1 3	
									213 H	Kennesaw St.	3 0	
									226 N	DePaul	0 3	
									236 H	Jacksonville	3 0	
									243 A	Mercer	3 0	
									252 A	Chattanooga	1 3	
									269 H	UNC Asheville	3 1	
									286 A	Gardner-Webb	1 3	
									288 A	Charleston So.	2 3	
									305 N	Tennessee Tech	3 0	
									316 A	Stetson	3 0	
			LAST 10 GAMES						317 N	Chicago St.	3 0	
			115 A Lipscomb			0 3	174 H	North Florida	2 3	325 H	Savannah St.	3 0
			160 A Northern Ky.			0 3	213 H	Kennesaw St.	3 0	330 N	Alcorn	3 0
			150 H East Tenn. St.			3 2	160 H	Northern Ky.	1 3			
			243 A Mercer			3 0	115 H	Lipscomb	0 3			
			236 H Jacksonville			3 0	325 H	Savannah St.	3 0			

Non-Div. I Games:

USC Upstate

[illegible]

Non-Div. I Games:

Robert Morris

Average RPI Win:	262	WON-LOST	WINNING	LAST 10	STRENGTH OF	OPP. STRENGTH	TEAM	ADJ	CONF.	ADJ CONF.										
Average RPI Loss:	226	RECORD	PCT. RANK	GAMES	SCHEDULE	OF SCHEDULE	RPI	RPI	RPI	RPI										
DIV. I ONLY		13- 14	.48148	178	4- 6	276	303	242	.39243	266	26	28								
DIV. I NON-CONF.		5- 7	.41667	205	0- 1	309	313	280	.37482	283	30	29								
<hr/>																				
TOTALS	RPI 1-25	RPI 26-50		W-L RECORDS		RPI 51-100		RPI 101-150		RPI 150+										
13- 14	0- 0	0- 0		OVERALL		0- 0		0- 0		13- 14										
7- 2	0- 0	0- 0		HOME		0- 0		0- 0		7- 2										
4- 8	0- 0	0- 0		AWAY		0- 0		0- 0		4- 8										
2- 4	0- 0	0- 0		NEUTRAL		0- 0		0- 0		2- 4										
<hr/>																				
5- 7	0- 0	0- 0		NON-CONFERENCE		0- 0		0- 0		5- 7										
1- 0	0- 0	0- 0		HOME		0- 0		0- 0		1- 0										
2- 3	0- 0	0- 0		AWAY		0- 0		0- 0		2- 3										
2- 4	0- 0	0- 0		NEUTRAL		0- 0		0- 0		2- 4										
<hr/>																				
8- 7	0- 0	0- 0		CONFERENCE		0- 0		0- 0		8- 7										
6- 2	0- 0	0- 0		HOME		0- 0		0- 0		6- 2										
2- 5	0- 0	0- 0		AWAY		0- 0		0- 0		2- 5										
0- 0	0- 0	0- 0		NEUTRAL		0- 0		0- 0		0- 0										
<hr/>																				
RPI S	Opponent	Score	RPI S	Opponent	Score	RPI S	Opponent	Score	RPI S	Opponent	Score									
									152 A	Army	0	3								
									158 N	Loyola Chicago	0	3								
									160 N	Northern Ky.	3	2								
									179 A	Siena	0	3								
									179 H	Siena	3	2								
									185 H	Canisius	1	3								
									187 H	Niagara	3	1								
									191 A	Fairfield	1	3								
									191 H	Fairfield	2	3								
									204 A	William & Mary	1	3								
									218 N	Georgetown	0	3								
									240 A	Loyola Maryland	3	2								
									240 H	Loyola Maryland	3	0								
									242 A	Harvard	0	3								
									271 A	Iona	1	3								
									271 H	Iona	3	2								
									281 A	Marist	2	3								
									281 H	Marist	3	1								
									289 A	La Salle	3	1								
									292 A	Rider	2	3								
									292 H	Rider	3	0								
									294 N	Bucknell	1	3								
									296 H	Lafayette	3	0								
									308 N	Campbell	1	3								
									319 A	St. Francis (NY)	3	0								
									326 A	Saint Peter's	3	1								
									327 N	Providence	3	1								
									LAST 10 GAMES											
									281 A	Marist	2	3	326 A	Saint Peter's	3	1				
									179 A	Siena	0	3	240 H	Loyola Maryland	3	0				
152 A	Army	0	3	240 A	Loyola Maryland	3	2													
191 H	Fairfield	2	3	292 A	Rider	2	3													
271 H	Iona	3	2	185 H	Canisius	1	3													

Non-Div. I Games:

Manhattan

Average RPI Win:	265	WON-LOST	WINNING	LAST 10	STRENGTH OF	OPP. STRENGTH	TEAM	ADJ	CONF.	ADJ CONF.							
Average RPI Loss:	170	RECORD	PCT. RANK	GAMES	SCHEDULE	OF SCHEDULE	RPI	RPI	RPI	RPI							
DIV. I ONLY	6- 15	.28571	282	3- 7	184	251	266	.39103	267	23	23						
DIV. I NON-CONF.	4- 7	.36364	235	1- 0	127	265	224	.44644	231	22	22						
<hr/>																	
TOTALS	RPI 1-25	RPI 26-50		W-L RECORDS	RPI 51-100		RPI 101-150		RPI 150+								
6- 15	0- 0	0- 0		OVERALL	0- 5		0- 0		6- 10								
4- 3	0- 0	0- 0		HOME	0- 1		0- 0		4- 2								
0- 8	0- 0	0- 0		AWAY	0- 2		0- 0		0- 6								
2- 4	0- 0	0- 0		NEUTRAL	0- 2		0- 0		2- 2								
<hr/>																	
4- 7	0- 0	0- 0		NON-CONFERENCE	0- 3		0- 0		4- 4								
2- 0	0- 0	0- 0		HOME	0- 0		0- 0		2- 0								
0- 3	0- 0	0- 0		AWAY	0- 1		0- 0		0- 2								
2- 4	0- 0	0- 0		NEUTRAL	0- 2		0- 0		2- 2								
<hr/>																	
2- 8	0- 0	0- 0		CONFERENCE	0- 2		0- 0		2- 6								
2- 3	0- 0	0- 0		HOME	0- 1		0- 0		2- 2								
0- 5	0- 0	0- 0		AWAY	0- 1		0- 0		0- 4								
0- 0	0- 0	0- 0		NEUTRAL	0- 0		0- 0		0- 0								
<hr/>																	
RPI S	Opponent	Score	RPI S	Opponent	Score	RPI S	Opponent	Score	RPI S	Opponent	Score						
						53 N	Fresno St.	0 3	167 A	Temple	0 3						
						72 A	Colorado	0 3	180 A	Columbia	0 3						
						73 N	Northern Ariz.	0 3	180 H	Columbia	2 3						
						81 A	Yale	1 3	183 A	Princeton	1 3						
						81 H	Yale	0 3	184 A	Penn	0 3						
									217 H	Colgate	3 2						
									242 H	Harvard	1 3						
									245 N	Stony Brook	0 3						
									256 N	Central Conn. St.	3 1						
									257 A	Brown	1 3						
									257 H	Brown	3 1						
									258 H	Binghamton	3 2						
									272 A	Fordham	2 3						
									279 N	NJIT	2 3						
									294 N	Bucknell	3 2						
									306 H	Dartmouth	3 2						
									LAST 10 GAMES								
									81 A	Yale	1 3	258 H	Binghamton	3 2			
257 A	Brown	1 3	183 A	Princeton	1 3												
180 H	Columbia	2 3	184 A	Penn	0 3												
306 H	Dartmouth	3 2	257 H	Brown	3 1												
242 H	Harvard	1 3	81 H	Yale	0 3												

Non-Div. I Games:

Cornell

Average RPI Win: 286		WON-LOST RECORD	WINNING PCT. RANK		LAST 10 GAMES	STRENGTH OF SCHEDULE	OPP. STRENGTH OF SCHEDULE	TEAM RPI	ADJ RPI		CONF. RPI	ADJ CONF. RPI	
Average RPI Loss: 185													
DIV. I ONLY		9- 13	.40909	215	5- 5	286	278	267	.39095	268	28	27	
DIV. I NON-CONF.		4- 8	.33333	242	0- 0	297	242	281	.37914	281	26	26	
<hr/>													
TOTALS		RPI 1-25		RPI 26-50		W-L RECORDS		RPI 51-100		RPI 101-150		RPI 150+	
9- 13		0- 0		0- 0		OVERALL		0- 1		0- 0		9- 12	
4- 4		0- 0		0- 0		HOME		0- 0		0- 0		4- 4	
3- 4		0- 0		0- 0		AWAY		0- 0		0- 0		3- 4	
2- 5		0- 0		0- 0		NEUTRAL		0- 1		0- 0		2- 4	
4- 8		0- 0		0- 0		NON-CONFERENCE		0- 1		0- 0		4- 7	
1- 2		0- 0		0- 0		HOME		0- 0		0- 0		1- 2	
1- 1		0- 0		0- 0		AWAY		0- 0		0- 0		1- 1	
2- 5		0- 0		0- 0		NEUTRAL		0- 1		0- 0		2- 4	
5- 5		0- 0		0- 0		CONFERENCE		0- 0		0- 0		5- 5	
3- 2		0- 0		0- 0		HOME		0- 0		0- 0		3- 2	
2- 3		0- 0		0- 0		AWAY		0- 0		0- 0		2- 3	
0- 0		0- 0		0- 0		NEUTRAL		0- 0		0- 0		0- 0	
RPI S	Opponent	Score		RPI S	Opponent	Score		RPI S	Opponent	Score			
								91 N	South Carolina	0	3		
									152 A	Army	0	3	
									152 H	Army	1	3	
									153 N	Denver	1	3	
									167 A	Temple	0	3	
									173 N	Air Force	2	3	
									187 N	Niagara	2	3	
									188 N	West Virginia	0	3	
									197 A	American	2	3	
									197 H	American	1	3	
									212 H	Lehigh	3	2	
									217 A	Colgate	0	3	
									238 H	Neb. Omaha	0	3	
									256 N	Central Conn. St.	3	0	
									280 A	George Mason	3	1	
									294 A	Bucknell	3	0	
									295 H	Norfolk St.	1	3	
									296 H	Lafayette	3	2	
									299 H	Hartford	3	2	
									307 N	Citadel	3	1	
									315 A	Holy Cross	3	0	
									315 H	Holy Cross	3	0	
LAST 10 GAMES													
						197 H	American	1	3	197 A	American	2	3
						315 A	Holy Cross	3	0	296 H	Lafayette	3	2
						152 A	Army	0	3	212 H	Lehigh	3	2
						294 A	Bucknell	3	0	152 H	Army	1	3
						217 A	Colgate	0	3	315 H	Holy Cross	3	0

Non-Div. I Games:

Navy

Average RPI Win: 260		WON-LOST	WINNING	LAST 10	STRENGTH OF		OPP. STRENGTH	TEAM	ADJ	CONF.	ADJ CONF.
Average RPI Loss: 189		RECORD	PCT. RANK	GAMES	SCHEDULE		OF SCHEDULE	RPI	RPI	RPI	RPI
DIV. I ONLY		9- 18	.33333	254	5- 5		180	292	256	.38961	269
DIV. I NON-CONF.		4- 12	.25	268	0- 0		154	290	263	.39473	266
TOTALS		RPI 1-25	RPI 26-50		W-L RECORDS		RPI 51-100		RPI 101-150		RPI 150+
9- 18	0- 0	0- 0		OVERALL		0- 3		1- 1		8- 14	
4- 2	0- 0	0- 0		HOME		0- 0		1- 0		3- 2	
4- 7	0- 0	0- 0		AWAY		0- 1		0- 0		4- 5	
1- 9	0- 0	0- 0		NEUTRAL		0- 2		0- 1		1- 6	
4- 12	0- 0	0- 0		NON-CONFERENCE		0- 3		0- 1		4- 8	
1- 0	0- 0	0- 0		HOME		0- 0		0- 0		1- 0	
2- 3	0- 0	0- 0		AWAY		0- 1		0- 0		2- 2	
1- 9	0- 0	0- 0		NEUTRAL		0- 2		0- 1		1- 6	
5- 6	0- 0	0- 0		CONFERENCE		0- 0		1- 0		4- 6	
3- 2	0- 0	0- 0		HOME		0- 0		1- 0		2- 2	
2- 4	0- 0	0- 0		AWAY		0- 0		0- 0		2- 4	
0- 0	0- 0	0- 0		NEUTRAL		0- 0		0- 0		0- 0	
RPI S	Opponent	Score	RPI S	Opponent	Score	RPI S	Opponent	Score	RPI S	Opponent	Score
						75 N	Towson	0 3	141 H	Liberty	3 2
						84 N	New Mexico	0 3	150 N	East Tenn. St.	2 3
						91 A	South Carolina	0 3	156 A	High Point	0 3
									156 A	High Point	0 3
									161 N	UMES	0 3
									163 N	Akron	1 3
									167 N	Temple	0 3
									196 A	UNC Greensboro	3 2
									197 N	American	0 3
									202 A	Presbyterian	0 3
									213 N	Kennesaw St.	0 3
									233 N	Southern Utah	0 3
									235 A	Charlotte	1 3
									247 H	Coastal Caro.	3 2
									251 A	Winthrop	3 1
									259 H	Western Caro.	3 2
									264 A	USC Upstate	1 3
									278 H	Radford	0 3
									286 A	Gardner-Webb	1 3
									286 H	Gardner-Webb	1 3
									288 H	Charleston So.	3 1
									308 A	Campbell	3 0
									325 A	Savannah St.	3 0
									328 N	N.C. A&T	3 0
LAST 10 GAMES											
						308 A	Campbell	3 0	202 A	Presbyterian	0 3
						156 A	High Point	0 3	251 A	Winthrop	3 1
						247 H	Coastal Caro.	3 2	141 H	Liberty	3 2
						288 H	Charleston So.	3 1	278 H	Radford	0 3
						286 H	Gardner-Webb	1 3	156 A	High Point	0 3

Non-Div. I Games:

UNC Asheville

Average RPI Win:	269	WON-LOST	WINNING	LAST 10	STRENGTH OF	OPP. STRENGTH	TEAM	ADJ	CONF.	ADJ CONF.				
Average RPI Loss:	166	RECORD	PCT. RANK	GAMES	SCHEDULE	OF SCHEDULE	RPI	RPI	RPI	RPI				
DIV. I ONLY	8- 16	.33333	254	3- 7	252	239	269	.38952	270	22	22			
DIV. I NON-CONF.	4- 8	.33333	242	0- 0	147	255	235	.43813	234	17	17			
<hr/>														
TOTALS	RPI 1-25	RPI 26-50		W-L RECORDS		RPI 51-100		RPI 101-150		RPI 150+				
8- 16	0- 0	0- 0		OVERALL		0- 2		0- 4		8- 10				
4- 5	0- 0	0- 0		HOME		0- 2		0- 0		4- 3				
2- 7	0- 0	0- 0		AWAY		0- 0		0- 1		2- 6				
2- 4	0- 0	0- 0		NEUTRAL		0- 0		0- 3		2- 1				
<hr/>														
4- 8	0- 0	0- 0		NON-CONFERENCE		0- 1		0- 3		4- 4				
1- 2	0- 0	0- 0		HOME		0- 1		0- 0		1- 1				
1- 2	0- 0	0- 0		AWAY		0- 0		0- 0		1- 2				
2- 4	0- 0	0- 0		NEUTRAL		0- 0		0- 3		2- 1				
<hr/>														
4- 8	0- 0	0- 0		CONFERENCE		0- 1		0- 1		4- 6				
3- 3	0- 0	0- 0		HOME		0- 1		0- 0		3- 2				
1- 5	0- 0	0- 0		AWAY		0- 0		0- 1		1- 4				
0- 0	0- 0	0- 0		NEUTRAL		0- 0		0- 0		0- 0				
<hr/>														
RPI S	Opponent	Score	RPI S	Opponent	Score	RPI S	Opponent	Score	RPI S	Opponent	Score			
						56 H	Tulsa	1	3	114 N	Northwestern St.	0	3	
						70 H	Central Ark.	0	3	114 N	Northwestern St.	1	3	
											147 N	Houston Baptist	1	3
											149 A	UTEP	1	3
											159 A	Stephen F. Austin	1	3
											169 A	UAB	0	3
											171 A	Marshall	2	3
											171 H	Marshall	3	0
											178 H	South Ala.	0	3
											189 H	SMU	0	3
											194 A	La.-Lafayette	0	3
											211 A	Texas-Arlington	3	0
											214 A	UCF	1	3
											214 H	UCF	0	3
											248 A	Memphis	2	3
											265 N	Robert Morris	3	0
											276 N	McNeese St.	2	3
											281 N	Marist	3	0
											285 H	Tulane	3	2
											304 H	Louisiana Tech	3	0
					318 A	East Carolina	3	2						
					318 H	East Carolina	3	2						
			LAST 10 GAMES											
						318 H	East Carolina	3	2	169 A	UAB	0	3	
						171 H	Marshall	3	0	189 H	SMU	0	3	
						214 H	UCF	0	3	56 H	Tulsa	1	3	
						214 A	UCF	1	3	171 A	Marshall	2	3	
						248 A	Memphis	2	3	318 A	East Carolina	3	2	

Non-Div. I Games:

Southern Miss.

Average RPI Win:	243	WON-LOST RECORD	WINNING PCT. RANK	LAST 10 GAMES	STRENGTH OF SCHEDULE	OPP. STRENGTH OF SCHEDULE	TEAM RPI	ADJ RPI	CONF. RPI	ADJ CONF. RPI		
DIV. I ONLY		7- 19	.26923	283	2- 8	161	248	263	.38839	271	26	28
DIV. I NON-CONF.		3- 9	.25	268	1- 0	94	118	227	.45446	220	30	29
<hr/>												
TOTALS	RPI 1-25	RPI 26-50		W-L RECORDS		RPI 51-100		RPI 101-150		RPI 150+		
7- 19	0- 0	0- 1		OVERALL		0- 3		1- 3		6- 12		
5- 2	0- 0	0- 0		HOME		0- 0		0- 0		5- 2		
1- 12	0- 0	0- 1		AWAY		0- 1		0- 2		1- 8		
1- 5	0- 0	0- 0		NEUTRAL		0- 2		1- 1		0- 2		
<hr/>												
3- 9	0- 0	0- 1		NON-CONFERENCE		0- 3		1- 3		2- 2		
2- 0	0- 0	0- 0		HOME		0- 0		0- 0		2- 0		
0- 4	0- 0	0- 1		AWAY		0- 1		0- 2		0- 0		
1- 5	0- 0	0- 0		NEUTRAL		0- 2		1- 1		0- 2		
<hr/>												
4- 10	0- 0	0- 0		CONFERENCE		0- 0		0- 0		4- 10		
3- 2	0- 0	0- 0		HOME		0- 0		0- 0		3- 2		
1- 8	0- 0	0- 0		AWAY		0- 0		0- 0		1- 8		
0- 0	0- 0	0- 0		NEUTRAL		0- 0		0- 0		0- 0		
<hr/>												
RPI S	Opponent	Score	RPI S	Opponent	Score	RPI S	Opponent	Score	RPI S	Opponent	Score	
			48 A	Arizona	0 3	57 A	Loyola Marymount	0 3	108 A	Rutgers	0 3	
						69 N	TCU	1 3	113 A	St. John's (NY)	0 3	
						83 N	UC Santa Barbara	1 3	115 N	Lipscomb	0 3	
									118 N	Connecticut	3 1	
									179 A	Siena	0 3	
									179 H	Siena	2 3	
									185 A	Canisius	1 3	
									187 A	Niagara	0 3	
									191 A	Fairfield	2 3	
									191 H	Fairfield	3 0	
									198 H	Hofstra	3 0	
									221 N	Rhode Island	2 3	
									230 N	New Hampshire	0 3	
									240 A	Loyola Maryland	2 3	
									266 A	Manhattan	2 3	
									266 H	Manhattan	3 1	
									279 H	NJIT	3 1	
									281 A	Marist	0 3	
									281 H	Marist	2 3	
									292 A	Rider	2 3	
									326 A	Saint Peter's	3 0	
									326 H	Saint Peter's	3 0	
			LAST 10 GAMES									
			191 A	Fairfield	2 3	185 A	Canisius	1 3				
			281 A	Marist	0 3	187 A	Niagara	0 3				
			326 A	Saint Peter's	3 0	179 H	Siena	2 3				
			266 A	Manhattan	2 3	281 H	Marist	2 3				
			179 A	Siena	0 3	198 H	Hofstra	3 0				

Non-Div. I Games:

Iona

Average RPI Win: 269		WON-LOST RECORD		WINNING PCT. RANK		LAST 10 GAMES		STRENGTH OF SCHEDULE		OPP. STRENGTH OF SCHEDULE		TEAM RPI		ADJ RPI		CONF. RPI		ADJ CONF. RPI		
DIV. I ONLY		13- 17		.43333 208		4- 6		288		258		262		.38737 272		13		13		
DIV. I NON-CONF.		8- 11		.42105 204		0- 1		317		301		283		.36272 291		13		15		
TOTALS		RPI 1-25		RPI 26-50		W-L RECORDS		RPI 51-100		RPI 101-150		RPI 150+								
13- 17		0- 0		0- 1		OVERALL		1- 2		0- 2		12- 12								
7- 7		0- 0		0- 0		HOME		1- 0		0- 1		6- 6								
3- 6		0- 0		0- 1		AWAY		0- 1		0- 1		3- 3								
3- 4		0- 0		0- 0		NEUTRAL		0- 1		0- 0		3- 3								
8- 11		0- 0		0- 0		NON-CONFERENCE		0- 1		0- 2		8- 8								
4- 4		0- 0		0- 0		HOME		0- 0		0- 1		4- 3								
1- 3		0- 0		0- 0		AWAY		0- 0		0- 1		1- 2								
3- 4		0- 0		0- 0		NEUTRAL		0- 1		0- 0		3- 3								
5- 6		0- 0		0- 1		CONFERENCE		1- 1		0- 0		4- 4								
3- 3		0- 0		0- 0		HOME		1- 0		0- 0		2- 3								
2- 3		0- 0		0- 1		AWAY		0- 1		0- 0		2- 1								
0- 0		0- 0		0- 0		NEUTRAL		0- 0		0- 0		0- 0								
RPI	S	Opponent		Score		RPI	S	Opponent		Score		RPI	S	Opponent		Score				
						30	A	Dayton	0	3			67	H	VCU	3	1			
													85	A	Xavier	0	3			
													87	N	Texas Tech	1	3			
													108	H	Rutgers	2	3			
													112	A	Boston College	0	3			
													162	H	Butler	0	3			
													166	H	Saint Louis	0	3			
													167	A	Temple	0	3			
													167	H	Temple	2	3			
													179	N	Siena	0	3			
													198	A	Hofstra	2	3			
													221	A	Rhode Island	3	1			
													235	H	Charlotte	3	1			
													245	H	Stony Brook	2	3			
													258	N	Binghamton	0	3			
													267	H	Cornell	3	2			
													279	H	NJIT	1	3			
													279	N	NJIT	3	2			
													281	A	Marist	1	3			
													289	A	La Salle	3	1			
													289	H	La Salle	3	2			
													294	A	Bucknell	3	0			
													294	H	Bucknell	3	0			
													296	H	Lafayette	3	1			
													299	N	Hartford	2	3			
													312	H	Fairleigh Dickinson	3	2			
													319	H	St. Francis (NY)	2	3			
													322	N	Quinnipiac	3	1			
													327	N	Providence	3	0			
				LAST 10 GAMES																
						166	H	Saint Louis	0	3	30	A	Dayton	0	3	312	H	Fairleigh Dickinson	3	2
						162	H	Butler	0	3	221	A	Rhode Island	3	1	319	H	St. Francis (NY)	2	3
						289	H	La Salle	3	2	67	H	VCU	3	1	322	N	Quinnipiac	3	1
						167	H	Temple	2	3	235	H	Charlotte	3	1	327	N	Providence	3	0
						85	A	Xavier	0	3	319	H	St. Francis (NY)	2	3					

Non-Div. I Games:

Fordham

[illegible]

Non-Div. I Games:

Jackson St.

Average RPI Win:		309	WON-LOST RECORD		WINNING PCT. RANK	LAST 10 GAMES	STRENGTH OF SCHEDULE		OPP. STRENGTH OF SCHEDULE	TEAM RPI	ADJ RPI	CONF. RPI	ADJ CONF. RPI
Average RPI Loss:		168											
DIV. I ONLY			9- 18		.33333 254	5- 5	242		293	275	.38516 274	31	31
DIV. I NON-CONF.			2- 12		.14286 302	0- 0	126		202	270	.40244 261	31	31
TOTALS		RPI 1-25	RPI 26-50		W-L RECORDS		RPI 51-100		RPI 101-150		RPI 150+		
9- 18	0- 0		0- 1		OVERALL		0- 2		0- 5		9- 10		
4- 7	0- 0		0- 0		HOME		0- 0		0- 1		4- 6		
5- 6	0- 0		0- 1		AWAY		0- 1		0- 0		5- 3		
0- 5	0- 0		0- 0		NEUTRAL		0- 1		0- 3		0- 1		
2- 12	0- 0		0- 1		NON-CONFERENCE		0- 2		0- 5		2- 4		
1- 3	0- 0		0- 0		HOME		0- 0		0- 1		1- 2		
1- 4	0- 0		0- 1		AWAY		0- 1		0- 1		1- 1		
0- 5	0- 0		0- 0		NEUTRAL		0- 1		0- 3		0- 1		
7- 6	0- 0		0- 0		CONFERENCE		0- 0		0- 0		7- 6		
3- 4	0- 0		0- 0		HOME		0- 0		0- 0		3- 4		
4- 2	0- 0		0- 0		AWAY		0- 0		0- 0		4- 2		
0- 0	0- 0		0- 0		NEUTRAL		0- 0		0- 0		0- 0		
RPI S	Opponent	Score	RPI S	Opponent	Score	RPI S	Opponent	Score	RPI S	Opponent	Score		
			50 A	San Diego St.	0 3	67 N	VCU	0 3	105 N	Utah St.	1 3		
						98 A	Northeastern	1 3	111 N	Alabama	1 3		
									118 H	Connecticut	0 3		
									142 N	Albany (NY)	0 3		
									143 A	Cal St. Fullerton	0 3		
									152 A	Army	0 3		
									154 A	LIU Brooklyn	2 3		
									154 H	LIU Brooklyn	0 3		
									191 H	Fairfield	0 3		
									214 H	UCF	0 3		
									223 N	Montana	0 3		
									256 A	Central Conn. St.	0 3		
									256 H	Central Conn. St.	1 3		
									265 H	Robert Morris	3 2		
									284 H	Saint Francis (PA)	2 3		
									306 H	Dartmouth	3 0		
									312 A	Fairleigh Dickinson	3 0		
									312 H	Fairleigh Dickinson	1 3		
									313 A	Bryant	3 1		
									313 H	Bryant	3 0		
									315 A	Holy Cross	3 0		
									319 A	St. Francis (NY)	3 0		
									319 H	St. Francis (NY)	3 1		
									322 A	Quinnipiac	3 0		
			LAST 10 GAMES										
			312 A	Fairleigh Dickinson	3 0	284 H	Saint Francis (PA)	2 3	319 H	St. Francis (NY)	3 1		
			313 H	Bryant	3 0	265 H	Robert Morris	3 2	322 A	Quinnipiac	3 0		
			319 H	St. Francis (NY)	3 1	322 A	Quinnipiac	3 0	256 H	Central Conn. St.	1 3		
			154 H	LIU Brooklyn	0 3	256 H	Central Conn. St.	1 3	312 H	Fairleigh Dickinson	1 3		
			256 A	Central Conn. St.	0 3	312 H	Fairleigh Dickinson	1 3					

Non-Div. I Games:

Sacred Heart

Average RPI Win:		264	WON-LOST RECORD		WINNING PCT. RANK		LAST 10 GAMES		STRENGTH OF SCHEDULE		OPP. STRENGTH OF SCHEDULE		TEAM RPI		ADJ RPI		CONF. RPI		ADJ CONF. RPI				
DIV. I ONLY			6- 20		.23077 295		2- 8		185		194		276		.38455 275		20		20				
DIV. I NON-CONF.			4- 10		.28571 260		0- 0		238		139		264		.40717 259		21		21				
TOTALS		RPI 1-25		RPI 26-50		W-L RECORDS		RPI 51-100		RPI 101-150		RPI 150+											
6- 20		0- 1		0- 0		OVERALL		0- 6		0- 4		6- 9											
3- 3		0- 0		0- 0		HOME		0- 2		0- 0		3- 1											
0- 12		0- 0		0- 0		AWAY		0- 2		0- 3		0- 7											
3- 5		0- 1		0- 0		NEUTRAL		0- 2		0- 1		3- 1											
4- 10		0- 1		0- 0		NON-CONFERENCE		0- 3		0- 3		4- 3											
1- 0		0- 0		0- 0		HOME		0- 0		0- 0		1- 0											
0- 5		0- 0		0- 0		AWAY		0- 1		0- 2		0- 2											
3- 5		0- 1		0- 0		NEUTRAL		0- 2		0- 1		3- 1											
2- 10		0- 0		0- 0		CONFERENCE		0- 3		0- 1		2- 6											
2- 3		0- 0		0- 0		HOME		0- 2		0- 0		2- 1											
0- 7		0- 0		0- 0		AWAY		0- 1		0- 1		0- 5											
0- 0		0- 0		0- 0		NEUTRAL		0- 0		0- 0		0- 0											
RPI	S	Opponent		Score		RPI	S	Opponent		Score		RPI	S	Opponent		Score							
8	N	Minnesota		0 3								115	A	Lipscomb		0 3							
												67	A	VCU		2 3							
												82	H	Ga. Southern		1 3							
												86	H	Col. of Charleston		1 3							
												97	A	Furman		0 3							
												100	N	Seton Hall		1 3							
												115	A	Lipscomb		0 3							
												117	A	Samford		0 3							
												133	A	Wake Forest		0 3							
												137	N	Virginia		0 3							
												193	A	Wofford		0 3							
												196	A	UNC Greensboro		1 3							
												196	H	UNC Greensboro		1 3							
												200	A	James Madison		0 3							
												205	N	Houston		3 2							
												210	N	Toledo		0 3							
												216	A	Elon		0 3							
												216	H	Elon		3 1							
												218	N	Georgetown		3 2							
												251	A	Winthrop		0 3							
												252	A	Chattanooga		0 3							
												259	A	Western Caro.		2 3							
												307	H	Citadel		3 1							
												308	N	Campbell		3 0							
												328	H	N.C. A&T		3 0							
LAST 10 GAMES																							
196 A UNC Greensboro						1 3						193 A Wofford						0 3					
216 A Elon						0 3						82 H Ga. Southern						1 3					
307 H Citadel						3 1						259 A Western Caro.						2 3					
86 H Col. of Charleston						1 3						196 H UNC Greensboro						1 3					
97 A Furman						0 3						216 H Elon						3 1					

Non-Div. I Games:

Appalachian St.

Average RPI Win:	289	WON-LOST RECORD	WINNING PCT. RANK	LAST 10 GAMES	STRENGTH OF SCHEDULE	OPP. STRENGTH OF SCHEDULE	TEAM RPI	ADJ RPI	CONF. RPI	ADJ CONF. RPI	
Average RPI Loss:	158										
DIV. I ONLY	7- 21	.25	288	1- 9	182	243	277	.38284	276	14	14
DIV. I NON-CONF.	6- 8	.42857	200	1- 0	239	298	242	.42634	247	18	18
<hr/>											
TOTALS	RPI 1-25	RPI 26-50		W-L RECORDS	RPI 51-100		RPI 101-150		RPI 150+		
7- 21	0- 0	0- 1		OVERALL	0- 4		0- 5		7- 11		
4- 9	0- 0	0- 0		HOME	0- 3		0- 2		4- 4		
2- 9	0- 0	0- 1		AWAY	0- 1		0- 2		2- 5		
1- 3	0- 0	0- 0		NEUTRAL	0- 0		0- 1		1- 2		
<hr/>											
6- 8	0- 0	0- 1		NON-CONFERENCE	0- 1		0- 2		6- 4		
3- 3	0- 0	0- 0		HOME	0- 1		0- 1		3- 1		
2- 2	0- 0	0- 1		AWAY	0- 0		0- 0		2- 1		
1- 3	0- 0	0- 0		NEUTRAL	0- 0		0- 1		1- 2		
<hr/>											
1- 13	0- 0	0- 0		CONFERENCE	0- 3		0- 3		1- 7		
1- 6	0- 0	0- 0		HOME	0- 2		0- 1		1- 3		
0- 7	0- 0	0- 0		AWAY	0- 1		0- 2		0- 4		
0- 0	0- 0	0- 0		NEUTRAL	0- 0		0- 0		0- 0		
<hr/>											
RPI S	Opponent	Score	RPI S	Opponent	Score	RPI S	Opponent	Score	RPI S	Opponent	Score
			46 A	Michigan St.	0 3	62 H	Baylor	1 3	114 A	Northwestern St.	0 3
						70 A	Central Ark.	1 3	114 H	Northwestern St.	0 3
						94 H	Sam Houston St.	0 3	126 H	Arkansas St.	0 3
						99 H	A&M-Corpus Christi	1 3	128 A	Oral Roberts	0 3
									147 N	Houston Baptist	0 3
									159 A	Stephen F. Austin	1 3
									159 H	Stephen F. Austin	0 3
									186 A	Nicholls St.	1 3
									186 H	Nicholls St.	1 3
									194 A	La.-Lafayette	0 3
									203 N	Youngstown St.	2 3
									241 A	Lamar	0 3
									241 H	Lamar	3 0
									244 A	Southeastern La.	1 3
									244 H	Southeastern La.	2 3
									249 N	Eastern Ky.	0 3
									261 H	Hampton	1 3
									270 N	Southern Miss.	3 2
									293 A	Prairie View	3 1
									293 H	Prairie View	3 1
									302 A	New Orleans	3 1
									302 H	New Orleans	3 0
									321 H	Bethune-Cookman	3 0
<hr/>											
			LAST 10 GAMES								
			241 A	Lamar	0 3	244 H	Southeastern La.	2 3	321 H	Bethune-Cookman	3 0
			302 H	New Orleans	3 0	99 H	A&M-Corpus Christi	1 3			
			186 H	Nicholls St.	1 3	94 H	Sam Houston St.	0 3			
			114 A	Northwestern St.	0 3	128 A	Oral Roberts	0 3			
			159 A	Stephen F. Austin	1 3	70 A	Central Ark.	1 3			

Non-Div. I Games:

McNeese St.

Average RPI Win: 248		WON-LOST RECORD		WINNING PCT. RANK		LAST 10 GAMES		STRENGTH OF SCHEDULE		OPP. STRENGTH OF SCHEDULE		TEAM RPI		ADJ RPI		CONF. RPI		ADJ CONF. RPI	
Average RPI Loss: 184																			
DIV. I ONLY		8- 15		.34783 249		3- 7		268		237		270		.38211 277		24		24	
DIV. I NON-CONF.		4- 7		.36364 235		0- 0		206		215		238		.42988 242		23		23	
TOTALS		RPI 1-25		RPI 26-50		W-L RECORDS		RPI 51-100		RPI 101-150		RPI 150+							
8- 15		0- 0		0- 1		OVERALL		0- 1		0- 1		8- 12							
5- 7		0- 0		0- 1		HOME		0- 1		0- 1		5- 4							
1- 6		0- 0		0- 0		AWAY		0- 0		0- 0		1- 6							
2- 2		0- 0		0- 0		NEUTRAL		0- 0		0- 0		2- 2							
4- 7		0- 0		0- 1		NON-CONFERENCE		0- 0		0- 1		4- 5							
1- 4		0- 0		0- 1		HOME		0- 0		0- 1		1- 2							
1- 1		0- 0		0- 0		AWAY		0- 0		0- 0		1- 1							
2- 2		0- 0		0- 0		NEUTRAL		0- 0		0- 0		2- 2							
4- 8		0- 0		0- 0		CONFERENCE		0- 1		0- 0		4- 7							
4- 3		0- 0		0- 0		HOME		0- 1		0- 0		4- 2							
0- 5		0- 0		0- 0		AWAY		0- 0		0- 0		0- 5							
0- 0		0- 0		0- 0		NEUTRAL		0- 0		0- 0		0- 0							
RPI S	Opponent	Score		RPI S	Opponent	Score		RPI S	Opponent	Score		RPI S	Opponent	Score					
				37 H	Santa Clara	1	3	92 H	Morehead St.	1	3	134 H	Northern Ill.	0	3				
												151 H	Montana St.	1	3				
												158 N	Loyola Chicago	3	1				
												163 A	Akron	0	3				
												181 A	Southeast Mo. St.	0	3				
												181 H	Southeast Mo. St.	1	3				
												203 N	Youngstown St.	1	3				
												207 A	Belmont	0	3				
												208 A	Austin Peay	0	3				
												208 H	Austin Peay	2	3				
												219 H	Western Ill.	3	1				
												219 N	Western Ill.	2	3				
												227 H	Evansville	0	3				
												249 H	Eastern Ky.	3	0				
												254 A	UT Martin	2	3				
												254 H	UT Martin	3	0				
												258 N	Binghamton	3	0				
												260 H	Eastern Ill.	3	0				
												287 A	Indiana St.	3	2				
												301 A	Murray St.	1	3				
												301 H	Murray St.	3	0				
LAST 10 GAMES																			
				254 A	UT Martin	2	3	301 A	Murray St.	1	3								
				181 A	Southeast Mo. St.	0	3	92 H	Morehead St.	1	3								
				301 H	Murray St.	3	0	249 H	Eastern Ky.	3	0								
				208 H	Austin Peay	2	3	207 A	Belmont	0	3								
				208 A	Austin Peay	0	3	260 H	Eastern Ill.	3	0								

Non-Div. I Games:

SIU Edwardsville

Average RPI Win: 291		WON-LOST	WINNING	LAST 10	STRENGTH OF		OPP. STRENGTH	TEAM	ADJ	CONF.	ADJ CONF.
Average RPI Loss: 204		RECORD	PCT. RANK	GAMES	SCHEDULE		OF SCHEDULE	RPI	RPI	RPI	RPI
DIV. I ONLY		13- 14	.48148	178	4- 6		306	297	272	.38154	278
DIV. I NON-CONF.		10- 7	.58824	130	1- 0		320	310	259	.4025	260
TOTALS		RPI 1-25	RPI 26-50		W-L RECORDS		RPI 51-100		RPI 101-150		RPI 150+
13- 14	0- 0	0- 0		OVERALL		0- 0		0- 3		13- 11	
4- 6	0- 0	0- 0		HOME		0- 0		0- 1		4- 5	
5- 6	0- 0	0- 0		AWAY		0- 0		0- 1		5- 5	
4- 2	0- 0	0- 0		NEUTRAL		0- 0		0- 1		4- 1	
10- 7	0- 0	0- 0		NON-CONFERENCE		0- 0		0- 1		10- 6	
3- 2	0- 0	0- 0		HOME		0- 0		0- 0		3- 2	
3- 3	0- 0	0- 0		AWAY		0- 0		0- 0		3- 3	
4- 2	0- 0	0- 0		NEUTRAL		0- 0		0- 1		4- 1	
3- 7	0- 0	0- 0		CONFERENCE		0- 0		0- 2		3- 5	
1- 4	0- 0	0- 0		HOME		0- 0		0- 1		1- 3	
2- 3	0- 0	0- 0		AWAY		0- 0		0- 1		2- 2	
0- 0	0- 0	0- 0		NEUTRAL		0- 0		0- 0		0- 0	
RPI S	Opponent	Score	RPI S	Opponent	Score	RPI S	Opponent	Score	RPI S	Opponent	Score
									108 N	Rutgers	0 3
									141 A	Liberty	0 3
									141 H	Liberty	2 3
									156 H	High Point	1 3
									161 N	UMES	1 3
									184 A	Penn	3 1
									188 A	West Virginia	1 3
									200 A	James Madison	0 3
									202 H	Presbyterian	0 3
									216 H	Elon	2 3
									247 A	Coastal Caro.	2 3
									251 H	Winthrop	2 3
									261 A	Hampton	1 3
									269 A	UNC Asheville	3 0
									279 N	NJIT	3 1
									280 N	George Mason	3 0
									284 H	Saint Francis (PA)	3 0
									286 A	Gardner-Webb	1 3
									288 A	Charleston So.	3 0
									298 N	Wright St.	3 0
									301 H	Murray St.	0 3
									307 H	Citadel	3 2
									308 H	Campbell	3 0
									310 H	N.C. Central	3 1
									319 A	St. Francis (NY)	3 0
									326 N	Saint Peter's	3 0
									328 A	N.C. A&T	3 0
			LAST 10 GAMES								
			141 H	Liberty	2 3	328 A	N.C. A&T	3 0	308 H	Campbell	3 0
			202 H	Presbyterian	0 3	308 H	Campbell	3 0	310 H	N.C. Central	3 1
			251 H	Winthrop	2 3	156 H	High Point	1 3	319 A	St. Francis (NY)	3 0
			288 A	Charleston So.	3 0	286 A	Gardner-Webb	1 3	326 N	Saint Peter's	3 0
			247 A	Coastal Caro.	2 3	269 A	UNC Asheville	3 0	328 A	N.C. A&T	3 0

Non-Div. I Games:

Radford

Average RPI Win: 295		WON-LOST	WINNING	LAST 10	STRENGTH OF		OPP. STRENGTH	TEAM	ADJ		CONF.	ADJ CONF.	
Average RPI Loss: 204		RECORD	PCT. RANK	GAMES	SCHEDULE		OF SCHEDULE	RPI	RPI		RPI	RPI	
DIV. I ONLY		10- 13	.43478	204	5- 5		303	295	279	.38082	279	25	25
DIV. I NON-CONF.		8- 10	.44444	194	3- 2		293	311	261	.39275	271	25	25
TOTALS		RPI 1-25	RPI 26-50		W-L RECORDS		RPI 51-100		RPI 101-150		RPI 150+		
10- 13	0- 0	0- 0		OVERALL		0- 1		0- 3		10- 9			
2- 2	0- 0	0- 0		HOME		0- 0		0- 1		2- 1			
6- 5	0- 0	0- 0		AWAY		0- 0		0- 1		6- 3			
2- 6	0- 0	0- 0		NEUTRAL		0- 1		0- 1		2- 4			
8- 10	0- 0	0- 0		NON-CONFERENCE		0- 1		0- 1		8- 8			
1- 0	0- 0	0- 0		HOME		0- 0		0- 0		1- 0			
5- 4	0- 0	0- 0		AWAY		0- 0		0- 0		5- 4			
2- 6	0- 0	0- 0		NEUTRAL		0- 1		0- 1		2- 4			
2- 3	0- 0	0- 0		CONFERENCE		0- 0		0- 2		2- 1			
1- 2	0- 0	0- 0		HOME		0- 0		0- 1		1- 1			
1- 1	0- 0	0- 0		AWAY		0- 0		0- 1		1- 0			
0- 0	0- 0	0- 0		NEUTRAL		0- 0		0- 0		0- 0			
RPI S	Opponent	Score	RPI S	Opponent	Score	RPI S	Opponent	Score	RPI S	Opponent	Score		
						89 N	Maryland	0 3	113 N	St. John's (NY)	0 3		
									145 A	Utah Valley	2 3		
									147 H	Houston Baptist	1 3		
									154 A	LIU Brooklyn	1 3		
									161 N	UMES	1 3		
									167 A	Temple	0 3		
									245 N	Stony Brook	3 2		
									262 H	Tex.-Pan American	1 3		
									267 N	Cornell	3 2		
									271 A	Iona	1 3		
									272 A	Fordham	3 1		
									272 N	Fordham	2 3		
									278 N	Radford	1 3		
									281 A	Marist	3 1		
									289 A	La Salle	2 3		
									296 A	Lafayette	3 2		
									299 N	Hartford	1 3		
									312 A	Fairleigh Dickinson	3 1		
									317 A	Chicago St.	3 0		
									317 H	Chicago St.	3 0		
									319 A	St. Francis (NY)	3 2		
									326 H	Saint Peter's	3 0		
LAST 10 GAMES													
						317 H	Chicago St.	3 0	326 H	Saint Peter's	3 0		
						296 A	Lafayette	3 2	262 H	Tex.-Pan American	1 3		
						289 A	La Salle	2 3	147 H	Houston Baptist	1 3		
						145 A	Utah Valley	2 3	312 A	Fairleigh Dickinson	3 1		
						317 A	Chicago St.	3 0	89 N	Maryland	0 3		

Non-Div. I Games:

NJIT

Average RPI Win: 221		WON-LOST	WINNING	LAST 10	STRENGTH OF		OPP. STRENGTH	TEAM	ADJ	CONF.	ADJ CONF.
Average RPI Loss: 167		RECORD	PCT. RANK	GAMES	SCHEDULE		OF SCHEDULE	RPI	RPI	RPI	RPI
DIV. I ONLY		4- 18	.18182 300	2- 8	149		206	278	.37601 280	19	19
DIV. I NON-CONF.		2- 11	.15385 299	0- 1	130		212	269	.39329 269	19	19
TOTALS		RPI 1-25	RPI 26-50	W-L RECORDS	RPI 51-100		RPI 101-150	RPI 150+			
4- 18	0- 0		0- 1	OVERALL	0- 4		0- 1	4- 12			
3- 5	0- 0		0- 0	HOME	0- 2		0- 0	3- 3			
1- 8	0- 0		0- 0	AWAY	0- 1		0- 0	1- 7			
0- 5	0- 0		0- 1	NEUTRAL	0- 1		0- 1	0- 2			
2- 11	0- 0		0- 1	NON-CONFERENCE	0- 2		0- 1	2- 7			
2- 3	0- 0		0- 0	HOME	0- 1		0- 0	2- 2			
0- 3	0- 0		0- 0	AWAY	0- 0		0- 0	0- 3			
0- 5	0- 0		0- 1	NEUTRAL	0- 1		0- 1	0- 2			
2- 7	0- 0		0- 0	CONFERENCE	0- 2		0- 0	2- 5			
1- 2	0- 0		0- 0	HOME	0- 1		0- 0	1- 1			
1- 5	0- 0		0- 0	AWAY	0- 1		0- 0	1- 4			
0- 0	0- 0		0- 0	NEUTRAL	0- 0		0- 0	0- 0			
RPI S	Opponent	Score	RPI S	Opponent	Score	RPI S	Opponent	Score	RPI S	Opponent	Score
			47 N	Virginia Tech	0 3	57 N	Loyola Marymount	0 3	108 N	Rutgers	2 3
						75 H	Towson	1 3	155 H	Delaware	2 3
						91 H	South Carolina	0 3	156 A	High Point	2 3
						98 A	Northeastern	0 3	184 A	Penn	1 3
									187 H	Niagara	0 3
									188 H	West Virginia	3 0
									197 A	American	0 3
									198 A	Hofstra	3 1
									200 A	James Madison	1 3
									204 A	William & Mary	0 3
									218 N	Georgetown	0 3
									231 A	UNC Wilmington	2 3
									246 A	Georgia St.	0 3
									246 H	Georgia St.	3 0
									250 H	UMBC	3 2
									268 H	Navy	1 3
									278 N	Radford	0 3
			LAST 10 GAMES								
			204 A	William & Mary	0 3	198 A	Hofstra	3 1			
			231 A	UNC Wilmington	2 3	98 A	Northeastern	0 3			
			246 A	Georgia St.	0 3	200 A	James Madison	1 3			
			155 H	Delaware	2 3	246 H	Georgia St.	3 0			
			75 H	Towson	1 3	108 N	Rutgers	2 3			

Non-Div. I Games:

George Mason

Average RPI Win:	296	WON-LOST RECORD	WINNING PCT. RANK	LAST 10 GAMES	STRENGTH OF SCHEDULE	OPP. STRENGTH OF SCHEDULE	TEAM RPI	ADJ RPI	CONF. RPI	ADJ CONF. RPI		
DIV. I ONLY		10- 15	.4	220	5- 5	279	300	273	.37412	281	26	28
DIV. I NON-CONF.		4- 6	.4	215	0- 0	295	319	276	.38863	278	30	29
<hr/>												
TOTALS	RPI 1-25	RPI 26-50		W-L RECORDS		RPI 51-100		RPI 101-150		RPI 150+		
10- 15	0- 0	0- 0		OVERALL		0- 0		0- 1		10- 14		
6- 6	0- 0	0- 0		HOME		0- 0		0- 0		6- 6		
2- 7	0- 0	0- 0		AWAY		0- 0		0- 0		2- 7		
2- 2	0- 0	0- 0		NEUTRAL		0- 0		0- 1		2- 1		
4- 6	0- 0	0- 0		NON-CONFERENCE		0- 0		0- 1		4- 5		
2- 2	0- 0	0- 0		HOME		0- 0		0- 0		2- 2		
0- 2	0- 0	0- 0		AWAY		0- 0		0- 0		0- 2		
2- 2	0- 0	0- 0		NEUTRAL		0- 0		0- 1		2- 1		
6- 9	0- 0	0- 0		CONFERENCE		0- 0		0- 0		6- 9		
4- 4	0- 0	0- 0		HOME		0- 0		0- 0		4- 4		
2- 5	0- 0	0- 0		AWAY		0- 0		0- 0		2- 5		
0- 0	0- 0	0- 0		NEUTRAL		0- 0		0- 0		0- 0		
RPI	S	Opponent	Score	RPI	S	Opponent	Score	RPI	S	Opponent	Score	
								114	N	Northwestern St.	1 3	
								152	H	Army	0 3	
								179	A	Siena	2 3	
								185	A	Canisius	1 3	
								185	H	Canisius	1 3	
								187	A	Niagara	0 3	
								187	H	Niagara	0 3	
								191	A	Fairfield	0 3	
								191	H	Fairfield	0 3	
								198	A	Hofstra	0 3	
								211	A	Texas-Arlington	0 3	
								240	H	Loyola Maryland	2 3	
								266	A	Manhattan	1 3	
								266	H	Manhattan	3 2	
								270	N	Southern Miss.	0 3	
								271	A	Iona	3 2	
								271	H	Iona	3 0	
								272	H	Fordham	3 1	
								279	H	NJIT	1 3	
								292	H	Rider	3 1	
								299	H	Hartford	3 1	
								312	N	Fairleigh Dickinson	3 0	
								326	A	Saint Peter's	3 2	
								326	H	Saint Peter's	3 0	
								327	N	Providence	3 0	
				LAST 10 GAMES								
				266	H	Manhattan	3 2	240	H	Loyola Maryland	2 3	
				326	H	Saint Peter's	3 0	292	H	Rider	3 1	
				271	H	Iona	3 0	191	A	Fairfield	0 3	
				185	A	Canisius	1 3	271	A	Iona	3 2	
				187	A	Niagara	0 3	179	A	Siena	2 3	

Non-Div. I Games:

Marist

Average RPI Win:	277	WON-LOST RECORD	WINNING PCT. RANK	LAST 10 GAMES	STRENGTH OF SCHEDULE	OPP. STRENGTH OF SCHEDULE	TEAM RPI	ADJ RPI	CONF. RPI	ADJ CONF. RPI	
DIV. I ONLY		6- 17	.26087 284	2- 8	271	181	284	.3728 282	15	16	
DIV. I NON-CONF.		5- 6	.45455 187	1- 0	318	249	277	.39282 270	14	14	
<hr/>											
TOTALS	RPI 1-25	RPI 26-50		W-L RECORDS	RPI 51-100		RPI 101-150		RPI 150+		
6- 17	0- 0	0- 3		OVERALL	0- 1		0- 3		6- 10		
3- 5	0- 0	0- 1		HOME	0- 0		0- 1		3- 3		
2- 7	0- 0	0- 2		AWAY	0- 0		0- 2		2- 3		
1- 5	0- 0	0- 0		NEUTRAL	0- 1		0- 0		1- 4		
5- 6	0- 0	0- 1		NON-CONFERENCE	0- 1		0- 0		5- 4		
2- 0	0- 0	0- 0		HOME	0- 0		0- 0		2- 0		
2- 1	0- 0	0- 1		AWAY	0- 0		0- 0		2- 0		
1- 5	0- 0	0- 0		NEUTRAL	0- 1		0- 0		1- 4		
1- 11	0- 0	0- 2		CONFERENCE	0- 0		0- 3		1- 6		
1- 5	0- 0	0- 1		HOME	0- 0		0- 1		1- 3		
0- 6	0- 0	0- 1		AWAY	0- 0		0- 2		0- 3		
0- 0	0- 0	0- 0		NEUTRAL	0- 0		0- 0		0- 0		
<hr/>											
RPI S	Opponent	Score	RPI S	Opponent	Score	RPI S	Opponent	Score	RPI S	Opponent	Score
			33 A	Western Ky.	0 3	70 N	Central Ark.	0 3	120 A	North Texas	1 3
			33 H	Western Ky.	0 3				126 H	Arkansas St.	1 3
			44 A	Arizona St.	0 3				138 A	Troy	0 3
									157 N	Gonzaga	2 3
									164 H	UALR	2 3
									175 A	Middle Tenn.	1 3
									175 H	Middle Tenn.	1 3
									178 A	South Ala.	0 3
									193 N	Wofford	1 3
									194 H	La.-Lafayette	3 2
									195 H	FIU	2 3
									199 N	Villanova	3 1
									253 A	La.-Monroe	1 3
									261 N	Hampton	2 3
									263 N	UC Riverside	2 3
									315 H	Holy Cross	3 0
									316 A	Stetson	3 2
									316 A	Stetson	3 2
									321 H	Bethune-Cookman	3 0
<hr/>											
			LAST 10 GAMES								
			33 H	Western Ky.	0 3	175 A	Middle Tenn.	1 3			
			175 H	Middle Tenn.	1 3	315 H	Holy Cross	3 0			
			120 A	North Texas	1 3	194 H	La.-Lafayette	3 2			
			253 A	La.-Monroe	1 3	195 H	FIU	2 3			
			33 A	Western Ky.	0 3	138 A	Troy	0 3			

Non-Div. I Games:

Fla. Atlantic

Average RPI Win:	312	WON-LOST	WINNING	LAST 10	STRENGTH OF	OPP. STRENGTH	TEAM	ADJ	CONF.	ADJ CONF.	
Average RPI Loss:	216	RECORD	PCT. RANK	GAMES	SCHEDULE	OF SCHEDULE	RPI	RPI	RPI	RPI	
DIV. I ONLY	9- 11	.45	201	5- 5	314	323	288	.36703	283	32	32
DIV. I NON-CONF.	3- 7	.3	255	0- 1	223	322	275	.38921	277	32	32
<hr/>											
TOTALS	RPI 1-25	RPI 26-50		W-L RECORDS		RPI 51-100		RPI 101-150		RPI 150+	
9- 11	0- 0	0- 0		OVERALL		0- 1		0- 1		9- 9	
5- 4	0- 0	0- 0		HOME		0- 0		0- 0		5- 4	
3- 4	0- 0	0- 0		AWAY		0- 0		0- 0		3- 4	
1- 3	0- 0	0- 0		NEUTRAL		0- 1		0- 1		1- 1	
<hr/>											
3- 7	0- 0	0- 0		NON-CONFERENCE		0- 1		0- 1		3- 5	
1- 2	0- 0	0- 0		HOME		0- 0		0- 0		1- 2	
1- 2	0- 0	0- 0		AWAY		0- 0		0- 0		1- 2	
1- 3	0- 0	0- 0		NEUTRAL		0- 1		0- 1		1- 1	
<hr/>											
6- 4	0- 0	0- 0		CONFERENCE		0- 0		0- 0		6- 4	
4- 2	0- 0	0- 0		HOME		0- 0		0- 0		4- 2	
2- 2	0- 0	0- 0		AWAY		0- 0		0- 0		2- 2	
0- 0	0- 0	0- 0		NEUTRAL		0- 0		0- 0		0- 0	
<hr/>											
RPI S	Opponent	Score	RPI S	Opponent	Score	RPI S	Opponent	Score	RPI S	Opponent	Score
						75 N	Towson	0 3	113 N	St. John's (NY)	0 3
						161 A	UMES	0 3			
						197 A	American	0 3			
						203 H	Youngstown St.	1 3			
						240 A	Loyola Maryland	0 3			
						250 N	UMBC	0 3			
						261 A	Hampton	0 3			
						261 H	Hampton	1 3			
						295 H	Norfolk St.	3 0			
						296 A	Lafayette	3 2			
						303 A	Morgan St.	3 1			
						303 H	Morgan St.	1 3			
						309 A	Delaware St.	3 1			
						313 H	Bryant	3 1			
						317 H	Chicago St.	1 3			
						319 N	St. Francis (NY)	3 0			
						320 H	Howard	3 0			
						321 H	Bethune-Cookman	3 1			
						328 H	N.C. A&T	3 1			
									LAST 10 GAMES		
			261 A	Hampton	0 3	161 A	UMES	0 3			
			321 H	Bethune-Cookman	3 1	261 H	Hampton	1 3			
			303 H	Morgan St.	1 3	295 H	Norfolk St.	3 0			
			320 H	Howard	3 0	303 A	Morgan St.	3 1			
			309 A	Delaware St.	3 1	197 A	American	0 3			

Non-Div. I Games:

Coppin St.

Average RPI Win: 298		WON-LOST RECORD		WINNING PCT. RANK		LAST 10 GAMES		STRENGTH OF SCHEDULE		OPP. STRENGTH OF SCHEDULE		TEAM RPI		ADJ RPI		CONF. RPI		ADJ CONF. RPI	
Average RPI Loss: 222																			
DIV. I ONLY		11- 13		.45833 196		6- 4		315		306		283		.36327 284		31		31	
DIV. I NON-CONF.		4- 8		.33333 242		0- 0		305		258		288		.36587 288		31		31	
TOTALS		RPI 1-25		RPI 26-50		W-L RECORDS		RPI 51-100		RPI 101-150		RPI 150+							
11- 13		0- 0		0- 0		OVERALL		0- 0		0- 2		11- 11							
3- 4		0- 0		0- 0		HOME		0- 0		0- 1		3- 3							
6- 4		0- 0		0- 0		AWAY		0- 0		0- 0		6- 4							
2- 5		0- 0		0- 0		NEUTRAL		0- 0		0- 1		2- 4							
4- 8		0- 0		0- 0		NON-CONFERENCE		0- 0		0- 2		4- 6							
0- 2		0- 0		0- 0		HOME		0- 0		0- 1		0- 1							
2- 2		0- 0		0- 0		AWAY		0- 0		0- 0		2- 2							
2- 4		0- 0		0- 0		NEUTRAL		0- 0		0- 1		2- 3							
7- 5		0- 0		0- 0		CONFERENCE		0- 0		0- 0		7- 5							
3- 2		0- 0		0- 0		HOME		0- 0		0- 0		3- 2							
4- 2		0- 0		0- 0		AWAY		0- 0		0- 0		4- 2							
0- 1		0- 0		0- 0		NEUTRAL		0- 0		0- 0		0- 1							
RPI S	Opponent	Score		RPI S	Opponent	Score		RPI S	Opponent	Score		RPI S	Opponent	Score					
												109 H	Duquesne	0		3			
												141 N	Liberty	0		3			
												154 H	LIU Brooklyn	0		3			
												171 N	Marshall	0		3			
												188 A	West Virginia	3		2			
												220 A	Kent St.	0		3			
												240 N	Loyola Maryland	1		3			
												250 H	UMBC	2		3			
												256 A	Central Conn. St.	1		3			
												256 H	Central Conn. St.	1		3			
												256 N	Central Conn. St.	1		3			
												265 A	Robert Morris	2		3			
												274 A	Sacred Heart	3		2			
												278 A	Radford	0		3			
												289 N	La Salle	2		3			
												301 N	Murray St.	3		2			
												307 N	Citadel	3		2			
												309 A	Delaware St.	3		1			
												312 A	Fairleigh Dickinson	3		0			
												313 A	Bryant	3		0			
												313 H	Bryant	3		2			
						LAST 10 GAMES						319 H	St. Francis (NY)	3		1			
						322 H Quinnipiac		3	2			322 A	Quinnipiac	3		0			
						256 H Central Conn. St.		1	3			322 H	Quinnipiac	3		2			
						313 A Bryant		3	0										
						274 A Sacred Heart		3	2										
						312 A Fairleigh Dickinson		3	0										

Non-Div. I Games:

Saint Francis (PA)

Average RPI Win: 217		WON-LOST	WINNING	LAST 10	STRENGTH OF		OPP. STRENGTH	TEAM	ADJ		CONF.	ADJ CONF.
Average RPI Loss: 155		RECORD	PCT. RANK	GAMES	SCHEDULE		OF SCHEDULE	RPI	RPI		RPI	RPI
DIV. I ONLY		5- 18	.21739	298	2- 8		270	137	289		.36056	285
DIV. I NON-CONF.		2- 9	.18182	291	0- 0		287	104	297		.36533	289
TOTALS		RPI 1-25	RPI 26-50		W-L RECORDS		RPI 51-100		RPI 101-150		RPI 150+	
5- 18	0- 0	0- 0		OVERALL		0- 5		1- 5		4- 8		
4- 7	0- 0	0- 0		HOME		0- 2		1- 2		3- 3		
0- 8	0- 0	0- 0		AWAY		0- 2		0- 2		0- 4		
1- 3	0- 0	0- 0		NEUTRAL		0- 1		0- 1		1- 1		
2- 9	0- 0	0- 0		NON-CONFERENCE		0- 4		0- 2		2- 3		
1- 4	0- 0	0- 0		HOME		0- 2		0- 1		1- 1		
0- 2	0- 0	0- 0		AWAY		0- 1		0- 0		0- 1		
1- 3	0- 0	0- 0		NEUTRAL		0- 1		0- 1		1- 1		
3- 9	0- 0	0- 0		CONFERENCE		0- 1		1- 3		2- 5		
3- 3	0- 0	0- 0		HOME		0- 0		1- 1		2- 2		
0- 6	0- 0	0- 0		AWAY		0- 1		0- 2		0- 3		
0- 0	0- 0	0- 0		NEUTRAL		0- 0		0- 0		0- 0		
RPI S	Opponent	Score	RPI S	Opponent	Score	RPI S	Opponent	Score	RPI S	Opponent	Score	
						56 A	Tulsa	0 3	116 A	Rice	0 3	
						62 A	Baylor	1 3	116 H	Rice	1 3	
						62 H	Baylor	0 3	127 H	Pittsburgh	1 3	
						94 H	Sam Houston St.	0 3	146 N	Texas St.	0 3	
						99 N	A&M-Corpus Christi	0 3	149 A	UTEP	2 3	
									149 H	UTEP	3 1	
									169 H	UAB	3 2	
									177 H	Mississippi St.	2 3	
									189 A	SMU	2 3	
									205 A	Houston	1 3	
									205 H	Houston	3 1	
									214 H	UCF	1 3	
									224 N	Nevada	2 3	
									241 A	Lamar	2 3	
									248 H	Memphis	1 3	
									258 H	Binghamton	3 2	
									270 A	Southern Miss.	2 3	
									304 N	Louisiana Tech	3 1	
LAST 10 GAMES												
						149 A	UTEP	2 3	116 A	Rice	0 3	
						205 H	Houston	3 1	205 A	Houston	1 3	
						116 H	Rice	1 3	169 H	UAB	3 2	
						56 A	Tulsa	0 3	248 H	Memphis	1 3	
						189 A	SMU	2 3	214 H	UCF	1 3	

Non-Div. I Games:

Tulane

Average RPI Win: 296		WON-LOST	WINNING	LAST 10	STRENGTH OF		OPP. STRENGTH	TEAM	ADJ	CONF.	ADJ CONF.
Average RPI Loss: 188		RECORD	PCT. RANK	GAMES	SCHEDULE		OF SCHEDULE	RPI	RPI	RPI	RPI
DIV. I ONLY		9- 18	.33333	254	4- 6		287	286	287	.36018	286
DIV. I NON-CONF.		5- 12	.29412	259	1- 0		300	279	294	.3592	294
TOTALS		RPI 1-25	RPI 26-50		W-L RECORDS		RPI 51-100		RPI 101-150		RPI 150+
9- 18	0- 0	0- 0		OVERALL		0- 1		0- 6		9- 11	
4- 7	0- 0	0- 0		HOME		0- 0		0- 2		4- 5	
2- 8	0- 0	0- 0		AWAY		0- 0		0- 2		2- 6	
3- 3	0- 0	0- 0		NEUTRAL		0- 1		0- 2		3- 0	
5- 12	0- 0	0- 0		NON-CONFERENCE		0- 1		0- 5		5- 6	
2- 4	0- 0	0- 0		HOME		0- 0		0- 1		2- 3	
0- 5	0- 0	0- 0		AWAY		0- 0		0- 2		0- 3	
3- 3	0- 0	0- 0		NEUTRAL		0- 1		0- 2		3- 0	
4- 6	0- 0	0- 0		CONFERENCE		0- 0		0- 1		4- 5	
2- 3	0- 0	0- 0		HOME		0- 0		0- 1		2- 2	
2- 3	0- 0	0- 0		AWAY		0- 0		0- 0		2- 3	
0- 0	0- 0	0- 0		NEUTRAL		0- 0		0- 0		0- 0	
RPI S	Opponent	Score	RPI S	Opponent	Score	RPI S	Opponent	Score	RPI S	Opponent	Score
						67 N	VCU	1 3	102 N	Illinois St.	0 3
									111 N	Alabama	0 3
									117 A	Samford	0 3
									121 A	Ball St.	0 3
									136 H	UMKC	2 3
									141 H	Liberty	0 3
									156 A	High Point	1 3
									193 H	Wofford	1 3
									202 A	Presbyterian	0 3
									216 A	Elon	0 3
									225 A	Davidson	0 3
									235 H	Charlotte	2 3
									247 H	Coastal Caro.	0 3
									251 A	Winthrop	0 3
									259 A	Western Caro.	0 3
									264 H	USC Upstate	3 1
									269 A	UNC Asheville	3 1
									269 H	UNC Asheville	3 1
									278 H	Radford	3 1
									288 H	Charleston So.	0 3
									305 N	Tennessee Tech	3 1
									308 A	Campbell	3 0
									309 H	Delaware St.	2 3
									310 N	N.C. Central	3 1
									328 H	N.C. A&T	3 0
									330 N	Alcorn	3 0
LAST 10 GAMES											
						156 A	High Point	1 3	251 A	Winthrop	0 3
						308 A	Campbell	3 0	202 A	Presbyterian	0 3
						288 H	Charleston So.	0 3	278 H	Radford	3 1
						247 H	Coastal Caro.	0 3	141 H	Liberty	0 3
						269 A	UNC Asheville	3 1	264 H	USC Upstate	3 1

Non-Div. I Games:

Gardner-Webb

Average RPI Win: 237		WON-LOST	WINNING	LAST 10	STRENGTH OF		OPP. STRENGTH	TEAM	ADJ	CONF.	ADJ CONF.
Average RPI Loss: 153		RECORD	PCT. RANK	GAMES	SCHEDULE		OF SCHEDULE	RPI	RPI	RPI	RPI
DIV. I ONLY		3- 19	.13636	311	1- 9		187	168	291	.357	287
DIV. I NON-CONF.		2- 8	.2	285	0- 0		286	259	304	.34458	301
TOTALS		RPI 1-25	RPI 26-50		W-L RECORDS		RPI 51-100		RPI 101-150		RPI 150+
3- 19	0- 0	0- 4		OVERALL		0- 2		0- 3		3- 10	
1- 7	0- 0	0- 2		HOME		0- 0		0- 1		1- 4	
0- 10	0- 0	0- 2		AWAY		0- 2		0- 2		0- 4	
2- 2	0- 0	0- 0		NEUTRAL		0- 0		0- 0		2- 2	
2- 8	0- 0	0- 0		NON-CONFERENCE		0- 0		0- 1		2- 7	
0- 3	0- 0	0- 0		HOME		0- 0		0- 0		0- 3	
0- 3	0- 0	0- 0		AWAY		0- 0		0- 1		0- 2	
2- 2	0- 0	0- 0		NEUTRAL		0- 0		0- 0		2- 2	
1- 11	0- 0	0- 4		CONFERENCE		0- 2		0- 2		1- 3	
1- 4	0- 0	0- 2		HOME		0- 0		0- 1		1- 1	
0- 7	0- 0	0- 2		AWAY		0- 2		0- 1		0- 2	
0- 0	0- 0	0- 0		NEUTRAL		0- 0		0- 0		0- 0	
RPI S	Opponent	Score	RPI S	Opponent	Score	RPI S	Opponent	Score	RPI S	Opponent	Score
			32 H Creighton	0	3	78 A Southern Ill.	0	3	102 A Illinois St.	0	3
			39 A Wichita St.	0	3	96 A Missouri St.	2	3	102 H Illinois St.	0	3
			45 A UNI	0	3				130 A IUPUI	0	3
			45 H UNI	0	3				158 H Loyola Chicago	1	3
									162 N Butler	3	1
									167 N Temple	1	3
									219 H Western Ill.	2	3
									226 A DePaul	2	3
									227 A Evansville	2	3
									229 A Miami (OH)	2	3
									232 A Bradley	0	3
									232 H Bradley	3	1
									239 H Drake	1	3
									260 N Eastern Ill.	2	3
									277 H SIU Edwardsville	2	3
									317 N Chicago St.	3	0
LAST 10 GAMES											
			102 A Illinois St.	0	3	39 A Wichita St.	0	3			
			232 A Bradley	0	3	96 A Missouri St.	2	3			
			45 A UNI	0	3	102 H Illinois St.	0	3			
			32 H Creighton	0	3	45 H UNI	0	3			
			239 H Drake	1	3	232 H Bradley	3	1			

Non-Div. I Games:

Indiana St.

Average RPI Win:	283	WON-LOST RECORD	WINNING PCT. RANK	LAST 10 GAMES	STRENGTH OF SCHEDULE	OPP. STRENGTH OF SCHEDULE	TEAM RPI	ADJ RPI	CONF. RPI	ADJ CONF. RPI		
DIV. I ONLY		11- 18	.37931	234	4- 6	301	285	285	.35579	288	27	26
DIV. I NON-CONF.		7- 11	.38889	226	2- 1	311	284	284	.36617	287	27	27
<hr/>												
TOTALS	RPI 1-25	RPI 26-50		W-L RECORDS		RPI 51-100		RPI 101-150		RPI 150+		
11- 18	0- 0	0- 0		OVERALL		0- 3		0- 2		11- 13		
6- 8	0- 0	0- 0		HOME		0- 2		0- 1		6- 5		
3- 7	0- 0	0- 0		AWAY		0- 1		0- 0		3- 6		
2- 3	0- 0	0- 0		NEUTRAL		0- 0		0- 1		2- 2		
7- 11	0- 0	0- 0		NON-CONFERENCE		0- 3		0- 1		7- 7		
4- 5	0- 0	0- 0		HOME		0- 2		0- 0		4- 3		
1- 3	0- 0	0- 0		AWAY		0- 1		0- 0		1- 2		
2- 3	0- 0	0- 0		NEUTRAL		0- 0		0- 1		2- 2		
4- 7	0- 0	0- 0		CONFERENCE		0- 0		0- 1		4- 6		
2- 3	0- 0	0- 0		HOME		0- 0		0- 1		2- 2		
2- 4	0- 0	0- 0		AWAY		0- 0		0- 0		2- 4		
0- 0	0- 0	0- 0		NEUTRAL		0- 0		0- 0		0- 0		
RPI	S	Opponent	Score	RPI	S	Opponent	Score	RPI	S	Opponent	Score	
						51 A Georgia Tech	0 3	141 H Liberty		2 3		
						86 H Col. of Charleston	1 3	143 N Cal St. Fullerton		0 3		
						97 H Furman	0 3	156 A High Point		0 3		
								185 H Canisius		3 2		
								189 N SMU		0 3		
								193 H Wofford		1 3		
								202 A Presbyterian		1 3		
								202 H Presbyterian		0 3		
								240 A Loyola Maryland		1 3		
								243 H Mercer		0 3		
								247 H Coastal Caro.		3 2		
								251 A Winthrop		0 3		
								251 H Winthrop		3 2		
								264 H USC Upstate		3 2		
								269 A UNC Asheville		1 3		
								278 H Radford		0 3		
								286 A Gardner-Webb		3 0		
								292 N Rider		1 3		
								300 H South Carolina St.		3 1		
								303 N Morgan St.		3 0		
								307 A Citadel		2 3		
								307 H Citadel		0 3		
								308 A Campbell		3 0		
								316 H Stetson		3 0		
								325 A Savannah St.		3 0		
								325 N Savannah St.		3 0		
LAST 10 GAMES												
				251 A Winthrop		0 3	278 H Radford		0 3	308 A Campbell		3 0
				202 A Presbyterian		1 3	141 H Liberty		2 3	316 H Stetson		3 0
				300 H South Carolina St.		3 1	307 A Citadel		2 3	325 A Savannah St.		3 0
				286 A Gardner-Webb		3 0	325 N Savannah St.		3 0	325 N Savannah St.		3 0
				269 A UNC Asheville		1 3	247 H Coastal Caro.		3 2			

Non-Div. I Games:

Charleston So.

Average RPI Win: Average RPI Loss:	261 177	WON-LOST RECORD	WINNING PCT. RANK	LAST 10 GAMES	STRENGTH OF SCHEDULE	OPP. STRENGTH OF SCHEDULE	TEAM RPI	ADJ RPI	CONF. RPI	ADJ CONF. RPI		
DIV. I ONLY		4- 23	.14815	308	1- 9	123	268	281	.35233	289	13	13
DIV. I NON-CONF.		4- 11	.26667	266	1- 0	131	306	254	.4024	262	13	15
<hr/>												
TOTALS	RPI 1-25	RPI 26-50		W-L RECORDS		RPI 51-100		RPI 101-150		RPI 150+		
4- 23	0- 0	0- 1		OVERALL		0- 5		0- 2		4- 15		
3- 11	0- 0	0- 1		HOME		0- 2		0- 0		3- 8		
0- 8	0- 0	0- 0		AWAY		0- 2		0- 2		0- 4		
1- 4	0- 0	0- 0		NEUTRAL		0- 1		0- 0		1- 3		
<hr/>												
4- 11	0- 0	0- 0		NON-CONFERENCE		0- 3		0- 0		4- 8		
3- 4	0- 0	0- 0		HOME		0- 0		0- 0		3- 4		
0- 4	0- 0	0- 0		AWAY		0- 2		0- 0		0- 2		
1- 3	0- 0	0- 0		NEUTRAL		0- 1		0- 0		1- 2		
<hr/>												
0- 12	0- 0	0- 1		CONFERENCE		0- 2		0- 2		0- 7		
0- 7	0- 0	0- 1		HOME		0- 2		0- 0		0- 4		
0- 4	0- 0	0- 0		AWAY		0- 0		0- 2		0- 2		
0- 1	0- 0	0- 0		NEUTRAL		0- 0		0- 0		0- 1		
<hr/>												
RPI S	Opponent	Score	RPI S	Opponent	Score	RPI S	Opponent	Score	RPI S	Opponent	Score	
			30 H Dayton	0 3	67 H VCU	0 3	109 A Duquesne	0 3				
					68 A San Francisco	1 3	148 A George Washington	0 3				
					74 N Cal St. Northridge	0 3	154 N LIU Brooklyn	1 3				
					75 A Towson	1 3	158 H Loyola Chicago	0 3				
					85 H Xavier	0 3	167 H Temple	0 3				
							167 N Temple	0 3				
							184 A Penn	1 3				
							187 H Niagara	3 2				
							199 N Villanova	0 3				
							221 A Rhode Island	2 3				
							221 H Rhode Island	0 3				
							235 H Charlotte	1 3				
							266 H Manhattan	1 3				
							272 A Fordham	2 3				
							272 H Fordham	1 3				
							279 H NJIT	3 2				
							284 N Saint Francis (PA)	3 2				
							292 H Rider	3 2				
							294 H Bucknell	1 3				
							296 H Lafayette	2 3				
							309 A Delaware St.	0 3				
<hr/>												
			LAST 10 GAMES									
			67 H VCU	0 3	109 A Duquesne	0 3						
			235 H Charlotte	1 3	148 A George Washington	0 3						
			272 A Fordham	2 3	167 H Temple	0 3						
			221 A Rhode Island	2 3	85 H Xavier	0 3						
			279 H NJIT	3 2	30 H Dayton	0 3						

Non-Div. I Games:

La Salle

Average RPI Win:		324	WON-LOST RECORD		WINNING PCT. RANK		LAST 10 GAMES		STRENGTH OF SCHEDULE		OPP. STRENGTH OF SCHEDULE		TEAM RPI		ADJ RPI		CONF. RPI		ADJ CONF. RPI	
Average RPI Loss:		169																		
DIV. I ONLY			5- 17		.22727	296	5- 3	254		299	295	.34907	290	33	33					
DIV. I NON-CONF.			0- 16		0	318	0- 2	135		183	302	.34023	305	33	33					
TOTALS		RPI 1-25		RPI 26-50			W-L RECORDS		RPI 51-100			RPI 101-150			RPI 150+					
5- 17	0- 0				0- 0	OVERALL		0- 4			0- 3			5- 10						
3- 0	0- 0				0- 0	HOME		0- 0			0- 0			3- 0						
2- 9	0- 0				0- 0	AWAY		0- 2			0- 1			2- 6						
0- 8	0- 0				0- 0	NEUTRAL		0- 2			0- 2			0- 4						
0- 16	0- 0				0- 0	NON-CONFERENCE		0- 4			0- 3			0- 9						
0- 0	0- 0				0- 0	HOME		0- 0			0- 0			0- 0						
0- 8	0- 0				0- 0	AWAY		0- 2			0- 1			0- 5						
0- 8	0- 0				0- 0	NEUTRAL		0- 2			0- 2			0- 4						
5- 1	0- 0				0- 0	CONFERENCE		0- 0			0- 0			5- 1						
3- 0	0- 0				0- 0	HOME		0- 0			0- 0			3- 0						
2- 1	0- 0				0- 0	AWAY		0- 0			0- 0			2- 1						
0- 0	0- 0				0- 0	NEUTRAL		0- 0			0- 0			0- 0						
RPI	S	Opponent		Score	RPI	S	Opponent		Score	RPI	S	Opponent		Score	RPI	S	Opponent		Score	
							69	N	TCU	0	3		111	A	Alabama	0	3			
							88	A	Ole Miss	0	3		116	N	Rice	0	3			
							92	A	Morehead St.	0	3		140	N	North Dakota	0	3			
							95	N	Northern Colo.	0	3		160	N	Northern Ky.	0	3			
												169	A	UAB	0	3				
												176	N	Ill.-Chicago	1	3				
												194	N	La.-Lafayette	0	3				
												207	A	Belmont	0	3				
												227	N	Evansville	0	3				
												248	A	Memphis	0	3				
												252	A	Chattanooga	1	3				
												254	A	UT Martin	1	3				
												273	A	Jackson St.	1	3				
												314	H	Alabama St.	3	1				
												323	A	Mississippi Val.	3	1				
												323	H	Mississippi Val.	3	0				
												330	A	Alcorn	3	0				
												330	H	Alcorn	3	0				
LAST 10 GAMES																				
							323	A	Mississippi Val.	3	1		314	H	Alabama St.	3	1			
							330	A	Alcorn	3	0		330	H	Alcorn	3	0			
							273	A	Jackson St.	1	3		254	A	UT Martin	1	3			
							169	A	UAB	0	3		248	A	Memphis	0	3			
							323	H	Mississippi Val.	3	0		176	N	Ill.-Chicago	1	3			

Non-Div. I Games: Ala.-Huntsville 3 0 Albany St. (GA) 3 0 Albany St. (GA) 3 2

Alabama A&M

Average RPI Win:	315	WON-LOST	WINNING	LAST 10	STRENGTH OF	OPP. STRENGTH	TEAM	ADJ	CONF.	ADJ CONF.					
Average RPI Loss:	210	RECORD	PCT. RANK	GAMES	SCHEDULE	OF SCHEDULE	RPI	RPI	RPI	RPI					
DIV. I ONLY		10- 11	.47619	189	6- 3	325	325	297	.349	291	33	33			
DIV. I NON-CONF.		1- 7	.125	303	0- 1	202	209	293	.36727	286	33	33			
<hr/>															
TOTALS	RPI 1-25	RPI 26-50		W-L RECORDS		RPI 51-100		RPI 101-150		RPI 150+					
10- 11	0- 0	0- 0		OVERALL		0- 3		0- 0		10- 8					
5- 2	0- 0	0- 0		HOME		0- 0		0- 0		5- 2					
2- 5	0- 0	0- 0		AWAY		0- 2		0- 0		2- 3					
3- 4	0- 0	0- 0		NEUTRAL		0- 1		0- 0		3- 3					
1- 7	0- 0	0- 0		NON-CONFERENCE		0- 3		0- 0		1- 4					
1- 1	0- 0	0- 0		HOME		0- 0		0- 0		1- 1					
0- 3	0- 0	0- 0		AWAY		0- 2		0- 0		0- 1					
0- 3	0- 0	0- 0		NEUTRAL		0- 1		0- 0		0- 2					
9- 4	0- 0	0- 0		CONFERENCE		0- 0		0- 0		9- 4					
4- 1	0- 0	0- 0		HOME		0- 0		0- 0		4- 1					
2- 2	0- 0	0- 0		AWAY		0- 0		0- 0		2- 2					
3- 1	0- 0	0- 0		NEUTRAL		0- 0		0- 0		3- 1					
<hr/>															
RPI	S	Opponent	Score	RPI	S	Opponent	Score	RPI	S	Opponent	Score				
				63 A UNLV				0	3	157 N Gonzaga		0	3		
				72 N Colorado				0	3	194 N La.-Lafayette		0	3		
				94 A Sam Houston St.				0	3	262 A Tex.-Pan American		0	3		
										262 H Tex.-Pan American		1	3		
										293 A Prairie View		1	3		
										293 H Prairie View		2	3		
										293 H Prairie View		3	2		
										293 N Prairie View		3	2		
										302 H New Orleans		3	2		
										311 A Ark.-Pine Bluff		0	3		
										311 N Ark.-Pine Bluff		3	1		
										314 N Alabama St.		1	3		
										323 H Mississippi Val.		3	1		
										323 N Mississippi Val.		3	1		
										324 A Southern U.		3	1		
						324 H Southern U.		3	0						
						329 A Grambling		3	0						
						329 H Grambling		3	0						
<hr/>															
				LAST 10 GAMES											
				324 H Southern U.				3	0	311 N Ark.-Pine Bluff				3	1
				329 A Grambling				3	0	323 N Mississippi Val.				3	1
				293 A Prairie View				1	3	324 A Southern U.				3	1
				293 H Prairie View				3	2	262 H Tex.-Pan American				1	3
				314 N Alabama St.				1	3	311 A Ark.-Pine Bluff				0	3

Non-Div. I Games:

Dillard

3 0

Texas-Brownsville

03

Huston-Tillotson

3 0

Texas Southern

Loss, Non-Conf, S Site, H Home, A Away, N Neutral Page 292

Average RPI Win: 315		WON-LOST	WINNING	LAST 10	STRENGTH OF		OPP. STRENGTH	TEAM	ADJ	CONF.	ADJ CONF.
Average RPI Loss: 192		RECORD	PCT. RANK	GAMES	SCHEDULE		OF SCHEDULE	RPI	RPI	RPI	RPI
DIV. I ONLY		8- 18	.30769	272	5- 4		290	314	296	.34852	293
DIV. I NON-CONF.		0- 14	0	318	0- 1		158	155	306	.34893	300
TOTALS		RPI 1-25	RPI 26-50		W-L RECORDS		RPI 51-100		RPI 101-150		RPI 150+
8- 18		0- 1	0- 0		OVERALL		0- 2		0- 5		8- 10
3- 2		0- 0	0- 0		HOME		0- 0		0- 1		3- 1
4- 7		0- 0	0- 0		AWAY		0- 1		0- 2		4- 2
1- 9		0- 1	0- 0		NEUTRAL		0- 0		0- 1		1- 7
0- 14		0- 1	0- 0		NON-CONFERENCE		0- 2		0- 5		0- 6
0- 2		0- 0	0- 0		HOME		0- 0		0- 1		0- 1
0- 6		0- 0	0- 0		AWAY		0- 2		0- 3		0- 1
0- 6		0- 1	0- 0		NEUTRAL		0- 0		0- 1		0- 4
8- 4		0- 0	0- 0		CONFERENCE		0- 0		0- 0		8- 4
3- 0		0- 0	0- 0		HOME		0- 0		0- 0		3- 0
4- 1		0- 0	0- 0		AWAY		0- 0		0- 0		4- 1
1- 3		0- 0	0- 0		NEUTRAL		0- 0		0- 0		1- 3
RPI S	Opponent	Score	RPI S	Opponent	Score	RPI S	Opponent	Score	RPI S	Opponent	Score
13 N	Southern California	0 3				63 A	UNLV	0 3	120 A	North Texas	0 3
						69 A	TCU	0 3	120 A	North Texas	0 3
									136 N	UMKC	0 3
									147 A	Houston Baptist	0 3
									147 H	Houston Baptist	1 3
									157 N	Gonzaga	0 3
									212 N	Lehigh	0 3
									241 N	Lamar	1 3
									273 N	Jackson St.	0 3
									276 A	McNeese St.	1 3
									276 H	McNeese St.	1 3
									291 A	Texas Southern	3 2
									291 A	Texas Southern	2 3
									291 H	Texas Southern	3 1
									291 N	Texas Southern	2 3
									302 N	New Orleans	2 3
									311 A	Ark.-Pine Bluff	3 0
									314 N	Alabama St.	0 3
									323 N	Mississippi Val.	3 1
									324 A	Southern U.	3 2
									324 H	Southern U.	3 2
									329 A	Grambling	3 0
									329 H	Grambling	3 0
			LAST 10 GAMES								
			324 H	Southern U.	3 2	273 N	Jackson St.	0 3			
			291 H	Texas Southern	3 1	314 N	Alabama St.	0 3			
			311 A	Ark.-Pine Bluff	3 0	329 A	Grambling	3 0			
			291 A	Texas Southern	2 3	276 H	McNeese St.	1 3			
			324 A	Southern U.	3 2	276 A	McNeese St.	1 3			

Non-Div. I Games: Huston-Tillotson 3 0 Huston-Tillotson 3 0

Prairie View

Average RPI Win:	288	WON-LOST RECORD	WINNING PCT. RANK	LAST 10 GAMES	STRENGTH OF SCHEDULE	OPP. STRENGTH OF SCHEDULE	TEAM RPI	ADJ RPI	CONF. RPI	ADJ CONF. RPI		
Average RPI Loss:	205											
DIV. I ONLY		10- 18	.35714	246	8- 2	299	296	290	.34551	295	32	32
DIV. I NON-CONF.		3- 14	.17647	295	1- 1	265	252	303	.33723	308	32	32
<hr/>												
TOTALS	RPI 1-25	RPI 26-50		W-L RECORDS		RPI 51-100		RPI 101-150		RPI 150+		
10- 18	0- 0	0- 0		OVERALL		0- 2		0- 3		10- 13		
4- 7	0- 0	0- 0		HOME		0- 1		0- 1		4- 5		
5- 6	0- 0	0- 0		AWAY		0- 1		0- 1		5- 4		
1- 5	0- 0	0- 0		NEUTRAL		0- 0		0- 1		1- 4		
<hr/>												
3- 14	0- 0	0- 0		NON-CONFERENCE		0- 2		0- 3		3- 9		
1- 5	0- 0	0- 0		HOME		0- 1		0- 1		1- 3		
1- 4	0- 0	0- 0		AWAY		0- 1		0- 1		1- 2		
1- 5	0- 0	0- 0		NEUTRAL		0- 0		0- 1		1- 4		
<hr/>												
7- 4	0- 0	0- 0		CONFERENCE		0- 0		0- 0		7- 4		
3- 2	0- 0	0- 0		HOME		0- 0		0- 0		3- 2		
4- 2	0- 0	0- 0		AWAY		0- 0		0- 0		4- 2		
0- 0	0- 0	0- 0		NEUTRAL		0- 0		0- 0		0- 0		
<hr/>												
RPI S	Opponent	Score	RPI S	Opponent	Score	RPI S	Opponent	Score	RPI S	Opponent	Score	
						67 H	VCU	0 3	108 H	Rutgers	0 3	
						72 A	Colorado	0 3	109 A	Duquesne	0 3	
									124 N	Washington St.	0 3	
									161 A	UMES	1 3	
									173 A	Air Force	0 3	
									182 N	CSU Bakersfield	0 3	
									204 H	William & Mary	3 1	
									231 H	UNC Wilmington	0 3	
									238 N	Neb. Omaha	1 3	
									240 N	Loyola Maryland	0 3	
									261 A	Hampton	3 0	
									261 H	Hampton	3 0	
									261 H	Hampton	2 3	
									262 H	Tex.-Pan American	0 3	
									265 A	Robert Morris	1 3	
									268 A	Navy	3 1	
									283 A	Coppin St.	0 3	
									299 N	Hartford	1 3	
									300 H	South Carolina St.	1 3	
									303 A	Morgan St.	3 0	
						303 H	Morgan St.	3 1				
						309 A	Delaware St.	3 1				
						316 H	Stetson	2 3				
						320 H	Howard	3 2				
						327 N	Providence	3 1				
						328 A	N.C. A&T	3 2				
			LAST 10 GAMES			309 A	Delaware St.	3 1				
						316 H	Stetson	2 3				
						320 H	Howard	3 2				
						327 N	Providence	3 1				
						309 A	Delaware St.	3 1				
						316 H	Stetson	2 3				
						320 H	Howard	3 2				
						327 N	Providence	3 1				
						309 A	Delaware St.	3 1				
						316 H	Stetson	2 3				
						320 H	Howard	3 2				
						327 N	Providence	3 1				
						309 A	Delaware St.	3 1				
						316 H	Stetson	2 3				
						320 H	Howard	3 2				
						327 N	Providence	3 1				
						309 A	Delaware St.	3 1				
						316 H	Stetson	2 3				
						320 H	Howard	3 2				
						327 N	Providence	3 1				
						309 A	Delaware St.	3 1				
						316 H	Stetson	2 3				
						320 H	Howard	3 2				
						327 N	Providence	3 1				
						309 A	Delaware St.	3 1				
						316 H	Stetson	2 3				
						320 H	Howard	3 2				
						327 N	Providence	3 1				
						309 A	Delaware St.	3 1				
						316 H	Stetson	2 3				
						320 H	Howard	3 2				
						327 N	Providence	3 1				
						309 A	Delaware St.	3 1				
						316 H	Stetson	2 3				
						320 H	Howard	3 2				
						327 N	Providence	3 1				
						309 A	Delaware St.	3 1				
						316 H	Stetson	2 3				
						320 H	Howard	3 2				
						327 N	Providence	3 1				
						309 A	Delaware St.	3 1				
						316 H	Stetson	2 3				
						320 H	Howard	3 2				
						327 N	Providence	3 1				
						309 A	Delaware St.	3 1				
						316 H	Stetson	2 3				
						320 H	Howard	3 2				
						327 N	Providence	3 1				
						309 A	Delaware St.	3 1				
						316 H	Stetson	2 3				
						320 H	Howard	3 2				
						327 N	Providence	3 1				
						309 A	Delaware St.	3 1				
						316 H	Stetson	2 3				
						320 H	Howard	3 2				
						327 N	Providence	3 1				
						309 A	Delaware St.	3 1				
						316 H	Stetson	2 3				
						320 H	Howard	3 2				
						327 N	Providence	3 1				
						309 A	Delaware St.	3 1				
						316 H	Stetson	2 3				
						320 H	Howard	3 2				
						327 N	Providence	3 1				
						309 A	Delaware St.	3 1				
						316 H	Stetson	2 3				
						320 H	Howard	3 2				
						327 N	Providence	3 1				
						309 A	Delaware St.	3 1				
						316 H	Stetson	2 3				
						320 H	Howard	3 2				
						327 N	Providence	3 1				
						309 A	Delaware St.	3 1				
						316 H	Stetson	2 3				
						320 H	Howard	3 2				
						327 N	Providence	3 1				
						309 A	Delaware St.	3 1				
						316 H	Stetson	2 3				
						320 H	Howard	3 2				
						327 N	Providence	3 1				
						309 A	Delaware St.	3 1				
						316 H	Stetson	2 3				
						320 H	Howard	3 2				
						327 N	Providence	3 1				
						309 A	Delaware St.	3 1				
						316 H	Stetson	2 3				
						320 H	Howard	3 2				
						327 N	Providence	3 1				
						309 A	Delaware St.	3 1				
						316 H	Stetson	2 3				
						320 H	Howard	3 2				
						327 N	Providence	3 1				
						309 A	Delaware St.	3 1				
						316 H	Stetson	2 3				
						320 H	Howard	3 2				
						327 N	Providence	3 1				
						309 A	Delaware St.	3 1				
						316 H	Stetson	2 3				
						320 H	Howard	3 2				
						327 N	Providence	3 1				
						309 A	Delaware St.	3 1				
						316 H	Stetson	2 3				
						320 H	Howard	3 2				
						327 N	Providence	3 1				
						309 A	Delaware St.	3 1				
						316 H	Stetson	2 3				
						320 H	Howard	3 2				
						327 N	Providence	3 1				
						309 A	Delaware St.	3 1				
						316 H	Stetson	2 3				
						320 H	Howard	3 2				
						327 N	Providence	3 1				
						309 A	Delaware St.	3 1				
						316 H	Stetson	2 3				
						320 H	Howard	3 2				
						327 N	Providence	3 1				
						309 A	Delaware St.	3 1				
						316 H	Stetson	2 3				
						320 H	Howard	3 2				
						327 N	Providence	3 1				
						309 A	Delaware St.	3 1				
						316 H	Stetson	2 3				
						320 H	Howard	3 2				
						327 N	Providence	3 1				
						309 A	Delaware St.	3 1				
						316 H	Stetson	2 3				
						320 H	Howard	3 2				
						327 N	Providence	3 1				
						309 A	Delaware St.	3 1				
						316 H	Stetson	2 3				
						320 H	Howard	3 2				
						327 N	Providence	3 1				
						309 A	Delaware St.	3 1				
						316 H	Stetson	2 3				
						320 H	Howard	3 2				
						327 N	Providence	3 1				
						309 A	Delaware St.	3 1				
						316 H	Stetson	2 3				
						320 H	Howard	3 2				
						327 N	Providence	3 1				
						309 A	Delaware St.	3 1				
						316 H	Stetson	2 3				
						320 H	Howard	3 2				
						327 N	Providence	3 1				
						309 A	Delaware St.	3 1				
						316 H	Stetson	2 3				
						320 H	Howard	3 2				
						327 N	Providence	3 1				
						309 A	Delaware St.	3 1				
						316 H	Stetson	2 3				
						320 H	Howard	3 2				
						327 N	Providence	3 1				
						309 A	Delaware St.	3 1				
						316 H	Stetson	2 3				
						320 H	Howard	3 2				
						327 N	Providence	3 1				
						309 A	Delaware St.	3 1				
						316 H	Stetson	2 3				
						320 H	Howard	3 2				
						327 N	Providence	3 1				
						309 A	Delaware St.	3 1				
						316 H	Stetson	2 3				
						320 H	Howard	3 2				
						327 N	Providence	3 1				
						309 A	Delaware St.	3 1				
						316 H	Stetson	2 3				
						320 H	Howard	3 2				
						327 N	Providence	3 1				
						309 A	Delaware St.	3 1				
						316 H	Stetson	2 3				
						320 H	Howard	3 2				
						327 N	Providence	3 1				
						309 A	Delaware St.	3 1				
						316 H	Stetson	2 3				
						320 H	Howard	3 2				
						327 N	Providence	3 1				
						309 A	Delaware St.	3 1				
						316 H	Stetson	2 3				
						320 H	Howard	3 2				
						327 N	Providence	3 1				
						309 A	Delaware St.	3 1				
						316 H	Stetson	2 3				
						320 H	Howard	3 2				
						327 N	Providence	3 1				
						309 A	Delaware St.	3 1				
						316 H	Stetson	2 3				
						320 H	Howard	3 2				
						327 N	Providence	3 1				
						309 A	Delaware St.	3 1				
						316 H	Stetson	2 3				
						320 H	Howard	3 2				
						327 N	Providence	3 1				
						309 A	Delaware St.	3 1				
						316 H	Stetson	2 3				
						320 H	Howard	3 2				
						327 N	Providence	3 1				
						309 A	Delaware St.	3 1				
						316 H	Stetson	2 3				
						320 H	Howard	3 2				
						327 N	Providence	3 1				
						309 A	Delaware St.	3 1				
						316 H	Stetson	2 3				
						320 H	Howard	3 2				
						327 N	Providence	3 1				
						309 A	Delaware St.	3 1				
						316 H	Stetson	2 3				
						320 H	Howard	3 2				
						327 N	Providence	3 1				
						309 A	Delaware St.	3 1				
						316 H	Stetson	2 3				
						320 H	Howard	3 2				
						327 N	Providence	3 1				
						309 A	Delaware St.	3 1				
						316 H	Stetson	2 3				
						320 H	Howard	3 2				
						327 N	Providence	3 1				
						309 A	Delaware St.	3 1				
						316 H	Stetson	2 3				
						320 H	Howard	3 2				
						327 N	Providence	3 1				
						309 A	Delaware St.	3 1				
						316 H	Stetson	2 3				
						320 H	Howard	3 2				
						327 N	Providence	3 1				
						309 A	Delaware St.	3 1				
						316 H	Stetson	2 3				
						320 H	Howard	3 2				
						327 N	Providence	3 1				
						309 A	Delaware St.	3 1				
						316 H	Stetson	2 3				
						320 H	Howard	3 2				
						327 N	Providence	3 1				
						309 A	Delaware St.	3 1				
						316 H	Stetson	2 3				
						320 H	Howard	3 2				
						327 N	Providence	3 1				
						309 A	Delaware St.	3 1				
						316 H	Stetson	2 3				
						320 H	Howard	3 2				
						327 N	Providence	3 1				
						309 A	Delaware St.	3 1				
						316 H	Stetson	2 3				
						320 H	Howard	3 2				
						327 N	Providence	3 1				
						309 A	Delaware St.	3 1				
						316 H	Stetson	2 3				
						320 H	Howard	3 2				
						327 N	Providence	3 1				
						309 A	Delaware St.	3 1				
						316 H	Stetson	2 3				
						320 H	Howard	3 2				
						327 N	Providence	3 1				
						309 A	Delaware St.	3 1				
						316 H	Stetson	2 3				
						320 H	Howard	3 2				
						327 N	Providence	3 1				
						309 A	Delaware St.	3 1				
						316 H	Stetson	2 3				
						320 H	Howard	3 2				
						327 N	Providence	3 1				
						309 A	Delaware St.	3 1				
						316 H	Stetson	2 3				
						320 H	Howard	3 2				
						327 N	Providence	3 1				
						309 A	Delaware St.	3 1				
						316 H	Stetson	2 3				
						320 H	Howard	3 2				
						327 N	Providence	3 1				
						309 A	Delaware St.	3 1				
						316 H	Stetson	2 3				
						320 H	Howard	3 2				
						327 N	Providence	3 1				
						309 A	Delaware St.	3 1				
						316 H	Stetson	2 3				
						320 H	Howard	3 2				
						327 N	Providence	3 1				
						309 A	Delaware St.	3 1				
						316 H	Stetson	2 3				
						320 H	Howard	3 2				
						327 N	Providence	3 1				
						309 A	Delaware St.	3 1				
						316 H	Stetson	2 3				
						320 H	Howard	3 2				
						327 N	Providence	3 1				
						309 A	Delaware St.	3 1				
						316 H	Stetson	2 3				
						320 H	Howard	3 2				
						327 N	Providence	3 1				

Average RPI Win: 308		WON-LOST RECORD		WINNING PCT. RANK		LAST 10 GAMES		STRENGTH OF SCHEDULE		OPP. STRENGTH OF SCHEDULE		TEAM RPI		ADJ RPI		CONF. RPI		ADJ CONF. RPI	
DIV. I ONLY		9- 13		.40909 215		1- 9		316		301		293		.34503 296		28		27	
DIV. I NON-CONF.		7- 5		.58333 131		0- 1		323		325		273		.39268 273		26		26	
TOTALS		RPI 1-25		RPI 26-50		W-L RECORDS		RPI 51-100		RPI 101-150		RPI 150+							
9- 13		0- 0		0- 0		OVERALL		0- 0		0- 1		9- 12							
6- 4		0- 0		0- 0		HOME		0- 0		0- 0		6- 4							
3- 9		0- 0		0- 0		AWAY		0- 0		0- 1		3- 8							
0- 0		0- 0		0- 0		NEUTRAL		0- 0		0- 0		0- 0							
7- 5		0- 0		0- 0		NON-CONFERENCE		0- 0		0- 1		7- 4							
5- 2		0- 0		0- 0		HOME		0- 0		0- 0		5- 2							
2- 3		0- 0		0- 0		AWAY		0- 0		0- 1		2- 2							
0- 0		0- 0		0- 0		NEUTRAL		0- 0		0- 0		0- 0							
2- 8		0- 0		0- 0		CONFERENCE		0- 0		0- 0		2- 8							
1- 2		0- 0		0- 0		HOME		0- 0		0- 0		1- 2							
1- 6		0- 0		0- 0		AWAY		0- 0		0- 0		1- 6							
0- 0		0- 0		0- 0		NEUTRAL		0- 0		0- 0		0- 0							
RPI	S	Opponent		Score	RPI	S	Opponent		Score	RPI	S	Opponent		Score					
										108	A	Rutgers	0	3					
										152	A	Army	0	3					
										197	A	American	0	3					
										212	A	Lehigh	0	3					
										212	H	Lehigh	0	3					
										217	A	Colgate	0	3					
										217	H	Colgate	0	3					
										266	A	Manhattan	0	3					
										268	A	Navy	2	3					
										272	A	Fordham	1	3					
										279	H	NJIT	2	3					
										283	H	Coppin St.	2	3					
										289	A	La Salle	3	2					
										292	H	Rider	3	1					
										294	A	Bucknell	2	3					
										294	H	Bucknell	3	1					
										309	H	Delaware St.	3	1					
										312	H	Fairleigh Dickinson	3	2					
										315	A	Holy Cross	3	1					
										319	A	St. Francis (NY)	3	2					
										319	H	St. Francis (NY)	3	2					
										326	H	Saint Peter's	3	1					
LAST 10 GAMES																			
										212	A	Lehigh	0	3	315	A	Holy Cross	3	1
										279	H	NJIT	2	3	212	H	Lehigh	0	3
										294	A	Bucknell	2	3	268	A	Navy	2	3
										217	A	Colgate	0	3	197	A	American	0	3
										152	A	Army	0	3	217	H	Colgate	0	3

Non-Div. I Games:

Lafayette

Average RPI Win:	208	WON-LOST	WINNING	LAST 10	STRENGTH OF	OPP. STRENGTH	TEAM	ADJ	CONF.	ADJ CONF.	
Average RPI Loss:	148	RECORD	PCT. RANK	GAMES	SCHEDULE	OF SCHEDULE	RPI	RPI	RPI	RPI	
DIV. I ONLY		2- 23	.08 318	2- 8	216	130	300	.33783	297	16	15
DIV. I NON-CONF.		0- 11	0 318	0- 0	258	99	319	.32407	312	12	12
<hr/>											
TOTALS	RPI 1-25	RPI 26-50		W-L RECORDS	RPI 51-100		RPI 101-150		RPI 150+		
2- 23	0- 0	0- 1		OVERALL	0- 6		0- 4		2- 12		
2- 6	0- 0	0- 0		HOME	0- 3		0- 1		2- 2		
0- 10	0- 0	0- 1		AWAY	0- 2		0- 1		0- 6		
0- 7	0- 0	0- 0		NEUTRAL	0- 1		0- 2		0- 4		
0- 11	0- 0	0- 1		NON-CONFERENCE	0- 1		0- 3		0- 6		
0- 0	0- 0	0- 0		HOME	0- 0		0- 0		0- 0		
0- 4	0- 0	0- 1		AWAY	0- 0		0- 1		0- 2		
0- 7	0- 0	0- 0		NEUTRAL	0- 1		0- 2		0- 4		
2- 12	0- 0	0- 0		CONFERENCE	0- 5		0- 1		2- 6		
2- 6	0- 0	0- 0		HOME	0- 3		0- 1		2- 2		
0- 6	0- 0	0- 0		AWAY	0- 2		0- 0		0- 4		
0- 0	0- 0	0- 0		NEUTRAL	0- 0		0- 0		0- 0		
<hr/>											
RPI S	Opponent	Score	RPI S	Opponent	Score	RPI S	Opponent	Score	RPI S	Opponent	Score
			28 A	Iowa St.	0 3	60 A	Idaho St.	0 3	104 A	Wyoming	0 3
						68 N	San Francisco	1 3	110 N	Iowa	0 3
						73 H	Northern Ariz.	1 3	129 N	South Dakota St.	1 3
						79 A	Portland St.	0 3	140 H	North Dakota	1 3
						79 H	Portland St.	0 3	151 A	Montana St.	2 3
						95 H	Northern Colo.	0 3	151 H	Montana St.	0 3
									157 A	Gonzaga	0 3
									168 A	Boise St.	0 3
									192 A	Sacramento St.	0 3
									192 H	Sacramento St.	3 0
									202 N	Presbyterian	0 3
									209 N	Syracuse	0 3
									223 A	Montana	0 3
									223 H	Montana	3 0
									233 H	Southern Utah	2 3
									237 N	Seattle	1 3
									255 A	Weber St.	0 3
									263 N	UC Riverside	0 3
<hr/>											
			LAST 10 GAMES								
			151 H Montana St.			0 3	255 A Weber St.			0 3	
			223 H Montana			3 0	95 H Northern Colo.			0 3	
			192 H Sacramento St.			3 0	140 H North Dakota			1 3	
			79 A Portland St.			0 3	73 H Northern Ariz.			1 3	
			60 A Idaho St.			0 3	233 H Southern Utah			2 3	

Non-Div. I Games:

Eastern Wash.

Average RPI Win: 322		WON-LOST RECORD		WINNING PCT. RANK		LAST 10 GAMES		STRENGTH OF SCHEDULE		OPP. STRENGTH OF SCHEDULE		TEAM RPI		ADJ RPI		CONF. RPI		ADJ CONF. RPI	
DIV. I ONLY		2- 25		.07407 321		0- 10		135		244		294		.33738 298		18		18	
DIV. I NON-CONF.		2- 15		.11765 305		0- 0		165		263		289		.35678 296		20		20	
TOTALS		RPI 1-25		RPI 26-50		W-L RECORDS		RPI 51-100		RPI 101-150		RPI 150+							
2- 25		0- 0		0- 0		OVERALL		0- 2		0- 7		2- 16							
1- 7		0- 0		0- 0		HOME		0- 1		0- 1		1- 5							
0- 10		0- 0		0- 0		AWAY		0- 1		0- 2		0- 7							
1- 8		0- 0		0- 0		NEUTRAL		0- 0		0- 4		1- 4							
2- 15		0- 0		0- 0		NON-CONFERENCE		0- 1		0- 5		2- 9							
1- 2		0- 0		0- 0		HOME		0- 0		0- 0		1- 2							
0- 5		0- 0		0- 0		AWAY		0- 1		0- 1		0- 3							
1- 8		0- 0		0- 0		NEUTRAL		0- 0		0- 4		1- 4							
0- 10		0- 0		0- 0		CONFERENCE		0- 1		0- 2		0- 7							
0- 5		0- 0		0- 0		HOME		0- 1		0- 1		0- 3							
0- 5		0- 0		0- 0		AWAY		0- 0		0- 1		0- 4							
0- 0		0- 0		0- 0		NEUTRAL		0- 0		0- 0		0- 0							
RPI S	Opponent	Score		RPI S	Opponent	Score		RPI S	Opponent	Score		RPI S	Opponent	Score					
								61 A	IPFW	0	3	104 N	Wyoming	0	3				
								93 H	Cleveland St.	0	3	121 A	Ball St.	0	3				
												127 N	Pittsburgh	0	3				
												130 N	IUPUI	0	3				
												138 N	Troy	2	3				
												139 A	Valparaiso	0	3				
												139 H	Valparaiso	2	3				
												158 A	Loyola Chicago	1	3				
												158 H	Loyola Chicago	2	3				
												160 H	Northern Ky.	0	3				
												161 N	UMES	2	3				
												162 H	Butler	0	3				
												171 A	Marshall	0	3				
												172 A	Green Bay	0	3				
												176 A	Ill.-Chicago	1	3				
												176 H	Ill.-Chicago	0	3				
												188 A	West Virginia	0	3				
												203 H	Youngstown St.	0	3				
												215 A	Milwaukee	1	3				
												226 N	DePaul	0	3				
												229 N	Miami (OH)	0	3				
												254 A	UT Martin	1	3				
												278 N	Radford	0	3				
												317 H	Chicago St.	3	1				
												326 N	Saint Peter's	3	1				

Average RPI Win: 292		WON-LOST RECORD		WINNING PCT. RANK		LAST 10 GAMES		STRENGTH OF SCHEDULE		OPP. STRENGTH OF SCHEDULE		TEAM RPI		ADJ RPI		CONF. RPI		ADJ CONF. RPI	
DIV. I ONLY		8- 16		.33333 254		3- 7		312		281		298		.33427 299		29		30	
DIV. I NON-CONF.		6- 10		.375 233		1- 1		304		289		282		.36505 290		28		28	
TOTALS		RPI 1-25		RPI 26-50		W-L RECORDS		RPI 51-100		RPI 101-150		RPI 150+							
8- 16		0- 0		0- 0		OVERALL		0- 1		0- 3		8- 12							
3- 6		0- 0		0- 0		HOME		0- 0		0- 2		3- 4							
1- 6		0- 0		0- 0		AWAY		0- 0		0- 1		1- 5							
4- 4		0- 0		0- 0		NEUTRAL		0- 1		0- 0		4- 3							
6- 10		0- 0		0- 0		NON-CONFERENCE		0- 1		0- 1		6- 8							
1- 2		0- 0		0- 0		HOME		0- 0		0- 1		1- 1							
1- 4		0- 0		0- 0		AWAY		0- 0		0- 0		1- 4							
4- 4		0- 0		0- 0		NEUTRAL		0- 1		0- 0		4- 3							
2- 6		0- 0		0- 0		CONFERENCE		0- 0		0- 2		2- 4							
2- 4		0- 0		0- 0		HOME		0- 0		0- 1		2- 3							
0- 2		0- 0		0- 0		AWAY		0- 0		0- 1		0- 1							
0- 0		0- 0		0- 0		NEUTRAL		0- 0		0- 0		0- 0							
RPI	S	Opponent		Score		RPI	S	Opponent		Score		RPI	S	Opponent		Score			

Non-Div. I Games:

Hartford

Average RPI Win:	306	WON-LOST	WINNING	LAST 10	STRENGTH OF	OPP. STRENGTH	TEAM	ADJ	CONF.	ADJ CONF.	
Average RPI Loss:	207	RECORD	PCT. RANK	GAMES	SCHEDULE	OF SCHEDULE	RPI	RPI	RPI	RPI	
DIV. I ONLY	7- 13	.35	248	4- 6	319	305	303	.33301	300	32	32
DIV. I NON-CONF.	2- 9	.18182	291	0- 3	252	247	296	.35878	295	32	32
<hr/>											
TOTALS	RPI 1-25	RPI 26-50		W-L RECORDS	RPI 51-100		RPI 101-150		RPI 150+		
7- 13	0- 0	0- 0		OVERALL	0- 3		0- 1		7- 9		
2- 3	0- 0	0- 0		HOME	0- 0		0- 0		2- 3		
3- 6	0- 0	0- 0		AWAY	0- 2		0- 0		3- 3		
2- 4	0- 0	0- 0		NEUTRAL	0- 1		0- 1		2- 2		
<hr/>											
2- 9	0- 0	0- 0		NON-CONFERENCE	0- 3		0- 1		2- 5		
0- 1	0- 0	0- 0		HOME	0- 0		0- 0		0- 1		
0- 5	0- 0	0- 0		AWAY	0- 2		0- 0		0- 3		
2- 3	0- 0	0- 0		NEUTRAL	0- 1		0- 1		2- 1		
<hr/>											
5- 4	0- 0	0- 0		CONFERENCE	0- 0		0- 0		5- 4		
2- 2	0- 0	0- 0		HOME	0- 0		0- 0		2- 2		
3- 1	0- 0	0- 0		AWAY	0- 0		0- 0		3- 1		
0- 1	0- 0	0- 0		NEUTRAL	0- 0		0- 0		0- 1		
<hr/>											
RPI S	Opponent	Score	RPI S	Opponent	Score	RPI S	Opponent	Score	RPI S	Opponent	Score
						65 A	Clemson	0 3	146 N	Texas St.	0 3
						85 N	Xavier	0 3	196 A	UNC Greensboro	0 3
						86 A	Col. of Charleston	0 3	222 A	Florida A&M	0 3
									222 H	Florida A&M	2 3
									241 A	Lamar	0 3
									247 N	Coastal Caro.	3 2
									261 N	Hampton	1 3
									262 N	Tex.-Pan American	2 3
									288 A	Charleston So.	1 3
									295 A	Norfolk St.	3 1
									304 N	Louisiana Tech	3 1
									308 H	Campbell	1 3
									310 H	N.C. Central	0 3
									321 A	Bethune-Cookman	3 2
									321 H	Bethune-Cookman	3 0
									325 A	Savannah St.	3 1
									328 H	N.C. A&T	3 1
						<hr/>					
			LAST 10 GAMES								
			321 H Bethune-Cookman 3 0			328 H N.C. A&T 3 1					
			222 H Florida A&M 2 3			196 A UNC Greensboro 0 3					
			288 A Charleston So. 1 3			325 A Savannah St. 3 1					
			86 A Col. of Charleston 0 3			222 A Florida A&M 0 3					
			310 H N.C. Central 0 3			321 A Bethune-Cookman 3 2					

Non-Div. I Games:

South Carolina St.

Average RPI Win: 292		WON-LOST	WINNING	LAST 10	STRENGTH OF		OPP. STRENGTH	TEAM	ADJ	CONF.	ADJ CONF.
Average RPI Loss: 190		RECORD	PCT. RANK	GAMES	SCHEDULE		OF SCHEDULE	RPI	RPI	RPI	RPI
DIV. I ONLY		4- 18	.18182	300	1- 9		265	246	299	.33108	301
DIV. I NON-CONF.		2- 8	.2	285	0- 1		167	231	271	.3964	265
TOTALS		RPI 1-25	RPI 26-50		W-L RECORDS		RPI 51-100		RPI 101-150		RPI 150+
4- 18	0- 0	0- 0		OVERALL		0- 5		0- 0		4- 13	
2- 4	0- 0	0- 0		HOME		0- 1		0- 0		2- 3	
1- 10	0- 0	0- 0		AWAY		0- 2		0- 0		1- 8	
1- 4	0- 0	0- 0		NEUTRAL		0- 2		0- 0		1- 2	
2- 8	0- 0	0- 0		NON-CONFERENCE		0- 4		0- 0		2- 4	
0- 1	0- 0	0- 0		HOME		0- 1		0- 0		0- 0	
1- 3	0- 0	0- 0		AWAY		0- 1		0- 0		1- 2	
1- 4	0- 0	0- 0		NEUTRAL		0- 2		0- 0		1- 2	
2- 10	0- 0	0- 0		CONFERENCE		0- 1		0- 0		2- 9	
2- 3	0- 0	0- 0		HOME		0- 0		0- 0		2- 3	
0- 7	0- 0	0- 0		AWAY		0- 1		0- 0		0- 6	
0- 0	0- 0	0- 0		NEUTRAL		0- 0		0- 0		0- 0	
RPI S	Opponent	Score	RPI S	Opponent	Score	RPI S	Opponent	Score	RPI S	Opponent	Score
						61 A	IPFW	0 3	181 A	Southeast Mo. St.	0 3
						78 H	Southern Ill.	2 3	188 A	West Virginia	2 3
						92 A	Morehead St.	0 3	201 H	Jacksonville St.	0 3
						93 N	Cleveland St.	1 3	207 A	Belmont	0 3
						93 N	Cleveland St.	0 3	208 H	Austin Peay	1 3
									220 N	Kent St.	0 3
									227 A	Evansville	0 3
									228 A	Tennessee St.	0 3
									254 A	UT Martin	1 3
									260 A	Eastern Ill.	0 3
									260 H	Eastern Ill.	1 3
									277 A	SIU Edwardsville	0 3
									277 H	SIU Edwardsville	3 1
									278 A	Radford	3 0
									284 N	Saint Francis (PA)	2 3
									305 H	Tennessee Tech	3 0
									307 N	Citadel	3 0
LAST 10 GAMES											
						228 A	Tennessee St.	0 3	277 H	SIU Edwardsville	3 1
						207 A	Belmont	0 3	181 A	Southeast Mo. St.	0 3
						277 A	SIU Edwardsville	0 3	254 A	UT Martin	1 3
						260 A	Eastern Ill.	0 3	78 H	Southern Ill.	2 3
						260 H	Eastern Ill.	1 3	92 A	Morehead St.	0 3

Non-Div. I Games:

Murray St.

Average RPI Win:		319	WON-LOST RECORD		WINNING PCT. RANK		LAST 10 GAMES		STRENGTH OF SCHEDULE		OPP. STRENGTH OF SCHEDULE		TEAM RPI		ADJ RPI		CONF. RPI		ADJ CONF. RPI	
DIV. I ONLY			7- 14		.33333 254		4- 6		322		315		308		.32636 302		30		29	
DIV. I NON-CONF.			7- 14		.33333 242		4- 6		319		323		310		.32636 311		29		30	
TOTALS		RPI 1-25		RPI 26-50		W-L RECORDS		RPI 51-100		RPI 101-150		RPI 150+								
7- 14		0- 0		0- 0		OVERALL		0- 1		0- 4		7- 9								
3- 4		0- 0		0- 0		HOME		0- 0		0- 1		3- 3								
2- 7		0- 0		0- 0		AWAY		0- 1		0- 1		2- 5								
2- 3		0- 0		0- 0		NEUTRAL		0- 0		0- 2		2- 1								
7- 14		0- 0		0- 0		NON-CONFERENCE		0- 1		0- 4		7- 9								
3- 4		0- 0		0- 0		HOME		0- 0		0- 1		3- 3								
2- 7		0- 0		0- 0		AWAY		0- 1		0- 1		2- 5								
2- 3		0- 0		0- 0		NEUTRAL		0- 0		0- 2		2- 1								
0- 0		0- 0		0- 0		CONFERENCE		0- 0		0- 0		0- 0								
0- 0		0- 0		0- 0		HOME		0- 0		0- 0		0- 0								
0- 0		0- 0		0- 0		AWAY		0- 0		0- 0		0- 0								
0- 0		0- 0		0- 0		NEUTRAL		0- 0		0- 0		0- 0								
RPI	S	Opponent		Score		RPI	S	Opponent		Score		RPI	S	Opponent		Score				
								</												

Non-Div. I Games:

New Orleans

Average RPI Win:	308	WON-LOST	WINNING	LAST 10	STRENGTH OF	OPP. STRENGTH	TEAM	ADJ	CONF.	ADJ CONF.			
Average RPI Loss:	205	RECORD	PCT. RANK	GAMES	SCHEDULE	OF SCHEDULE	RPI	RPI	RPI	RPI			
DIV. I ONLY		4- 19	.17391	304	4- 6	237	302	301	.32134	303	32	32	
DIV. I NON-CONF.		0- 13	0	318	0- 1	120	253	300	.34304	304	32	32	
<hr/>													
TOTALS	RPI 1-25	RPI 26-50		W-L RECORDS		RPI 51-100		RPI 101-150		RPI 150+			
4- 19	0- 0	0- 1		OVERALL		0- 2		0- 1		4- 15			
2- 7	0- 0	0- 0		HOME		0- 1		0- 1		2- 5			
2- 7	0- 0	0- 0		AWAY		0- 1		0- 0		2- 6			
0- 5	0- 0	0- 1		NEUTRAL		0- 0		0- 0		0- 4			
<hr/>													
0- 13	0- 0	0- 1		NON-CONFERENCE		0- 2		0- 1		0- 9			
0- 4	0- 0	0- 0		HOME		0- 1		0- 1		0- 2			
0- 4	0- 0	0- 0		AWAY		0- 1		0- 0		0- 3			
0- 5	0- 0	0- 1		NEUTRAL		0- 0		0- 0		0- 4			
<hr/>													
4- 6	0- 0	0- 0		CONFERENCE		0- 0		0- 0		4- 6			
2- 3	0- 0	0- 0		HOME		0- 0		0- 0		2- 3			
2- 3	0- 0	0- 0		AWAY		0- 0		0- 0		2- 3			
0- 0	0- 0	0- 0		NEUTRAL		0- 0		0- 0		0- 0			
<hr/>													
RPI	S	Opponent	Score	RPI	S	Opponent	Score	RPI	S	Opponent	Score		
				27	N	St. Mary's (CA)	0 3	75	H	Towson	0 3		
								100	A	Seton Hall	0 3		
										113	H	St. John's (NY)	0 3
										155	A	Delaware	0 3
										161	A	UMES	0 3
										168	N	Boise St.	0 3
										192	A	Sacramento St.	1 3
										197	H	American	1 3
										240	A	Loyola Maryland	0 3
										245	N	Stony Brook	0 3
										250	H	UMBC	0 3
										261	A	Hampton	0 3
										261	H	Hampton	0 3
										283	A	Coppin St.	3 1
										283	H	Coppin St.	1 3
										288	N	Charleston So.	0 3
										292	N	Rider	1 3
										295	A	Norfolk St.	1 3
										295	H	Norfolk St.	0 3
										309	A	Delaware St.	3 1
										320	H	Howard	3 0
										321	H	Bethune-Cookman	3 0
				LAST 10 GAMES									
				261	A	Hampton	0 3	320	H	Howard	3 0		
				295	A	Norfolk St.	1 3	309	A	Delaware St.	3 1		
				321	H	Bethune-Cookman	3 0	197	H	American	1 3		
				161	A	UMES	0 3	295	H	Norfolk St.	0 3		
				283	A	Coppin St.	3 1	261	H	Hampton	0 3		

Non-Div. I Games:

Morgan St.

Average RPI Win: 305		WON-LOST	WINNING	LAST 10	STRENGTH OF		OPP. STRENGTH	TEAM	ADJ	CONF.	ADJ CONF.
Average RPI Loss: 176		RECORD	PCT. RANK	GAMES	SCHEDULE		OF SCHEDULE	RPI	RPI	RPI	RPI
DIV. I ONLY		3- 22	.12	315	0- 10		262	262	307	.32102	304
DIV. I NON-CONF.		3- 9	.25	268	0- 0		315	316	317	.32169	315
TOTALS		RPI 1-25	RPI 26-50		W-L RECORDS		RPI 51-100		RPI 101-150		RPI 150+
3- 22	0- 0	0- 0		OVERALL		0- 1		0- 8		3- 13	
1- 7	0- 0	0- 0		HOME		0- 0		0- 3		1- 4	
0- 10	0- 0	0- 0		AWAY		0- 0		0- 5		0- 5	
2- 5	0- 0	0- 0		NEUTRAL		0- 1		0- 0		2- 4	
3- 9	0- 0	0- 0		NON-CONFERENCE		0- 1		0- 1		3- 7	
1- 0	0- 0	0- 0		HOME		0- 0		0- 0		1- 0	
0- 4	0- 0	0- 0		AWAY		0- 0		0- 1		0- 3	
2- 5	0- 0	0- 0		NEUTRAL		0- 1		0- 0		2- 4	
0- 13	0- 0	0- 0		CONFERENCE		0- 0		0- 7		0- 6	
0- 7	0- 0	0- 0		HOME		0- 0		0- 3		0- 4	
0- 6	0- 0	0- 0		AWAY		0- 0		0- 4		0- 2	
0- 0	0- 0	0- 0		NEUTRAL		0- 0		0- 0		0- 0	
RPI S	Opponent	Score	RPI S	Opponent	Score	RPI S	Opponent	Score	RPI S	Opponent	Score
						70 N	Central Ark.	0 3	103 A	New Mexico St.	1 3
									103 H	New Mexico St.	1 3
									105 A	Utah St.	0 3
									105 H	Utah St.	1 3
									106 A	UTSA	0 3
									114 A	Northwestern St.	0 3
									122 H	Idaho	0 3
									146 A	Texas St.	0 3
									153 A	Denver	0 3
									153 H	Denver	1 3
									178 N	South Ala.	1 3
									190 A	San Jose St.	1 3
									190 H	San Jose St.	0 3
									211 H	Texas-Arlington	1 3
									237 H	Seattle	2 3
									241 A	Lamar	1 3
									244 A	Southeastern La.	0 3
									255 N	Weber St.	0 3
									262 N	Tex.-Pan American	3 1
									270 A	Southern Miss.	0 3
									285 N	Tulane	1 3
									300 N	South Carolina St.	1 3
									324 N	Southern U.	3 0
									329 H	Grambling	3 0
LAST 10 GAMES											
						105 A	Utah St.	0 3	237 H	Seattle	2 3
						190 A	San Jose St.	1 3	146 A	Texas St.	0 3
						103 H	New Mexico St.	1 3	106 A	UTSA	0 3
						153 H	Denver	1 3	190 H	San Jose St.	0 3
						122 H	Idaho	0 3	105 H	Utah St.	1 3

Non-Div. I Games:

Louisiana Tech

Average RPI Win: 330		WON-LOST	WINNING	LAST 10	STRENGTH OF		OPP. STRENGTH	TEAM	ADJ		CONF.	ADJ CONF.	
Average RPI Loss: 174		RECORD	PCT. RANK	GAMES	SCHEDULE		OF SCHEDULE	RPI	RPI		RPI	RPI	
DIV. I ONLY		2- 22	.08333	317	0- 10		212	263	305	.31926	305	24	24
DIV. I NON-CONF.		2- 10	.16667	297	0- 0		157	264	278	.39273	272	23	23
TOTALS		RPI 1-25	RPI 26-50		W-L RECORDS		RPI 51-100		RPI 101-150		RPI 150+		
2- 22	0- 0	0- 3		OVERALL		0- 4		0- 2		2- 13			
0- 6	0- 0	0- 0		HOME		0- 1		0- 0		0- 5			
0- 10	0- 0	0- 1		AWAY		0- 2		0- 1		0- 6			
2- 6	0- 0	0- 2		NEUTRAL		0- 1		0- 1		2- 2			
2- 10	0- 0	0- 3		NON-CONFERENCE		0- 2		0- 2		2- 3			
0- 0	0- 0	0- 0		HOME		0- 0		0- 0		0- 0			
0- 4	0- 0	0- 1		AWAY		0- 1		0- 1		0- 1			
2- 6	0- 0	0- 2		NEUTRAL		0- 1		0- 1		2- 2			
0- 12	0- 0	0- 0		CONFERENCE		0- 2		0- 0		0- 10			
0- 6	0- 0	0- 0		HOME		0- 1		0- 0		0- 5			
0- 6	0- 0	0- 0		AWAY		0- 1		0- 0		0- 5			
0- 0	0- 0	0- 0		NEUTRAL		0- 0		0- 0		0- 0			
RPI	S	Opponent	Score	RPI	S	Opponent	Score	RPI	S	Opponent	Score		
30	N	Dayton	0 3	85	A	Xavier	0 3	117	A	Samford	0 3		
33	A	Western Ky.	0 3	88	N	Ole Miss	0 3	130	N	IUPUI	0 3		
36	N	Marquette	0 3	92	A	Morehead St.	0 3	201	H	Jacksonville St.	0 3		
				92	H	Morehead St.	1 3	207	A	Belmont	0 3		
								207	H	Belmont	2 3		
								208	A	Austin Peay	1 3		
								228	A	Tennessee St.	0 3		
								228	H	Tennessee St.	0 3		
								249	A	Eastern Ky.	2 3		
								249	H	Eastern Ky.	1 3		
								252	A	Chattanooga	0 3		
								254	H	UT Martin	2 3		
								264	N	USC Upstate	0 3		
								286	N	Gardner-Webb	1 3		
								301	A	Murray St.	0 3		
								330	N	Alcorn	3 0		
								330	N	Alcorn	3 0		
LAST 10 GAMES													
249	A	Eastern Ky.	2 3	249	H	Eastern Ky.	1 3						
92	A	Morehead St.	0 3	207	A	Belmont	0 3						
228	H	Tennessee St.	0 3	228	A	Tennessee St.	0 3						
207	H	Belmont	2 3	254	H	UT Martin	2 3						
92	H	Morehead St.	1 3	201	H	Jacksonville St.	0 3						

Non-Div. I Games:

Tennessee Tech

Average RPI Win:	228	WON-LOST	WINNING	LAST 10	STRENGTH OF	OPP. STRENGTH	TEAM	ADJ	CONF.	ADJ CONF.	
Average RPI Loss:	197	RECORD	PCT. RANK	GAMES	SCHEDULE	OF SCHEDULE	RPI	RPI	RPI	RPI	
DIV. I ONLY	2- 18	.1	316	0- 10	218	267	304	.31891	306	23	23
DIV. I NON-CONF.	1- 9	.1	307	0- 1	178	274	299	.35277	297	22	22
<hr/>											
TOTALS	RPI 1-25	RPI 26-50		W-L RECORDS	RPI 51-100		RPI 101-150		RPI 150+		
2- 18	0- 0	0- 1		OVERALL	0- 1		0- 1		2- 15		
1- 4	0- 0	0- 0		HOME	0- 1		0- 0		1- 3		
0- 9	0- 0	0- 0		AWAY	0- 0		0- 1		0- 8		
1- 5	0- 0	0- 1		NEUTRAL	0- 0		0- 0		1- 4		
<hr/>											
1- 9	0- 0	0- 1		NON-CONFERENCE	0- 0		0- 1		1- 7		
0- 0	0- 0	0- 0		HOME	0- 0		0- 0		0- 0		
0- 4	0- 0	0- 0		AWAY	0- 0		0- 1		0- 3		
1- 5	0- 0	0- 1		NEUTRAL	0- 0		0- 0		1- 4		
<hr/>											
1- 9	0- 0	0- 0		CONFERENCE	0- 1		0- 0		1- 8		
1- 4	0- 0	0- 0		HOME	0- 1		0- 0		1- 3		
0- 5	0- 0	0- 0		AWAY	0- 0		0- 0		0- 5		
0- 0	0- 0	0- 0		NEUTRAL	0- 0		0- 0		0- 0		
<hr/>											
RPI S	Opponent	Score	RPI S	Opponent	Score	RPI S	Opponent	Score	RPI S	Opponent	Score
			46 N	Michigan St.	0 3	81 H	Yale	1 3	118 A	Connecticut	0 3
									180 A	Columbia	1 3
									183 A	Princeton	0 3
									183 H	Princeton	0 3
									184 A	Penn	0 3
									184 H	Penn	0 3
									191 N	Fairfield	1 3
									191 N	Fairfield	0 3
									209 N	Syracuse	1 3
									214 N	UCF	3 0
									230 A	New Hampshire	0 3
									234 A	Buffalo	2 3
									242 A	Harvard	1 3
									242 H	Harvard	3 2
									257 H	Brown	0 3
									267 A	Cornell	2 3
									274 A	Sacred Heart	0 3
									299 N	Hartford	1 3
<hr/>											
			LAST 10 GAMES								
			184 A	Penn	0 3	257 H	Brown	0 3			
			183 A	Princeton	0 3	81 H	Yale	1 3			
			242 A	Harvard	1 3	183 H	Princeton	0 3			
			267 A	Cornell	2 3	184 H	Penn	0 3			
			180 A	Columbia	1 3	230 A	New Hampshire	0 3			

Non-Div. I Games:

Dartmouth

Average RPI Win:	309	WON-LOST RECORD	WINNING PCT. RANK	LAST 10 GAMES	STRENGTH OF SCHEDULE	OPP. STRENGTH OF SCHEDULE	TEAM RPI	ADJ RPI	CONF. RPI	ADJ CONF. RPI	
Average RPI Loss:	185										
DIV. I ONLY	5- 24	.17241	307	3- 7	261	271	302	.31833	307	20	20
DIV. I NON-CONF.	5- 11	.3125	253	3- 0	301	305	294	.3522	298	21	21
<hr/>											
TOTALS	RPI 1-25	RPI 26-50		W-L RECORDS	RPI 51-100		RPI 101-150		RPI 150+		
5- 24	0- 0	0- 0		OVERALL	0- 6		0- 1		5- 17		
3- 7	0- 0	0- 0		HOME	0- 3		0- 1		3- 3		
1- 8	0- 0	0- 0		AWAY	0- 2		0- 0		1- 6		
1- 9	0- 0	0- 0		NEUTRAL	0- 1		0- 0		1- 8		
5- 11	0- 0	0- 0		NON-CONFERENCE	0- 2		0- 0		5- 9		
3- 0	0- 0	0- 0		HOME	0- 0		0- 0		3- 0		
1- 3	0- 0	0- 0		AWAY	0- 1		0- 0		1- 2		
1- 8	0- 0	0- 0		NEUTRAL	0- 1		0- 0		1- 7		
0- 13	0- 0	0- 0		CONFERENCE	0- 4		0- 1		0- 8		
0- 7	0- 0	0- 0		HOME	0- 3		0- 1		0- 3		
0- 5	0- 0	0- 0		AWAY	0- 1		0- 0		0- 4		
0- 1	0- 0	0- 0		NEUTRAL	0- 0		0- 0		0- 1		
RPI S	Opponent	Score	RPI S	Opponent	Score	RPI S	Opponent	Score	RPI S	Opponent	Score
						63 A	UNLV	0 3	117 H	Samford	0 3
						73 N	Northern Ariz.	0 3	152 N	Army	0 3
						82 A	Ga. Southern	0 3	153 N	Denver	1 3
						82 H	Ga. Southern	0 3	173 N	Air Force	0 3
						86 H	Col. of Charleston	0 3	182 N	CSU Bakersfield	0 3
						97 H	Furman	0 3	193 H	Wofford	1 3
									193 N	Wofford	2 3
									196 A	UNC Greensboro	2 3
									225 A	Davidson	0 3
									225 H	Davidson	2 3
									231 A	UNC Wilmington	0 3
									252 H	Chattanooga	2 3
									259 A	Western Caro.	0 3
									268 N	Navy	1 3
									275 A	Appalachian St.	1 3
									278 A	Radford	2 3
									284 N	Saint Francis (PA)	2 3
									288 A	Charleston So.	3 0
									288 H	Charleston So.	3 2
									301 N	Murray St.	0 3
									316 N	Stetson	3 2
									325 H	Savannah St.	3 0
									328 H	N.C. A&T	3 0
			LAST 10 GAMES								
			225 H	Davidson	2 3	252 H	Chattanooga	2 3	328 H	N.C. A&T	3 0
			82 H	Ga. Southern	0 3	117 H	Samford	0 3			
			328 H	N.C. A&T	3 0	288 H	Charleston So.	3 2			
			275 A	Appalachian St.	1 3	325 H	Savannah St.	3 0			
			259 A	Western Caro.	0 3	97 H	Furman	0 3			

Non-Div. I Games:

Citadel

[illegible]

Non-Div. I Games:

Campbell

Average RPI Win: 308		WON-LOST RECORD		WINNING PCT. RANK		LAST 10 GAMES		STRENGTH OF SCHEDULE		OPP. STRENGTH OF SCHEDULE		TEAM RPI		ADJ RPI		CONF. RPI		ADJ CONF. RPI	
DIV. I ONLY		5- 17		.22727 296		2- 8		298		312		311		.30397 309		32		32	
DIV. I NON-CONF.		3- 11		.21429 280		0- 3		291		315		309		.33045 310		32		32	
TOTALS		RPI 1-25		RPI 26-50		W-L RECORDS		RPI 51-100		RPI 101-150		RPI 150+							
5- 17		0- 0		0- 0		OVERALL		0- 0		0- 1		5- 16							
2- 7		0- 0		0- 0		HOME		0- 0		0- 0		2- 7							
2- 5		0- 0		0- 0		AWAY		0- 0		0- 0		2- 5							
1- 5		0- 0		0- 0		NEUTRAL		0- 0		0- 1		1- 4							
3- 11		0- 0		0- 0		NON-CONFERENCE		0- 0		0- 1		3- 10							
1- 2		0- 0		0- 0		HOME		0- 0		0- 0		1- 2							
1- 4		0- 0		0- 0		AWAY		0- 0		0- 0		1- 4							
1- 5		0- 0		0- 0		NEUTRAL		0- 0		0- 1		1- 4							
2- 6		0- 0		0- 0		CONFERENCE		0- 0		0- 0		2- 6							
1- 5		0- 0		0- 0		HOME		0- 0		0- 0		1- 5							
1- 1		0- 0		0- 0		AWAY		0- 0		0- 0		1- 1							
0- 0		0- 0		0- 0		NEUTRAL		0- 0		0- 0		0- 0							
RPI S	Opponent	Score		RPI S	Opponent	Score		RPI S	Opponent	Score		RPI S	Opponent	Score					
												136 N	UMKC	1	3				
												154 N	LIU Brooklyn	0	3				
												155 A	Delaware	0	3				
												156 N	High Point	0	3				
												161 A	UMES	0	3				
												161 H	UMES	0	3				
												212 A	Lehigh	0	3				
												231 A	UNC Wilmington	0	3				
												235 N	Charlotte	0	3				
												261 H	Hampton	0	3				
												283 H	Coppin St.	1	3				
												284 H	Saint Francis (PA)	1	3				
												286 A	Gardner-Webb	3	2				
												289 H	La Salle	3	0				
												292 H	Rider	1	3				
												295 H	Norfolk St.	1	3				
												296 A	Lafayette	1	3				
												303 H	Morgan St.	1	3				
												312 N	Fairleigh Dickinson	2	3				
												320 A	Howard	3	0				
												320 H	Howard	3	2				
												326 N	Saint Peter's	3	0				
						LAST 10 GAMES													
						320 H Howard		3	2					295 H Norfolk St.		1	3		
						292 H Rider		1	3					283 H Coppin St.		1	3		
						212 A Lehigh		0	3					303 H Morgan St.		1	3		
						161 A UMES		0	3					155 A Delaware		0	3		
						261 H Hampton		0	3					320 A Howard		3	0		

Average RPI Win: 295		WON-LOST	WINNING	LAST 10	STRENGTH OF		OPP. STRENGTH	TEAM	ADJ	CONF.	ADJ CONF.
Average RPI Loss: 224		RECORD	PCT. RANK	GAMES	SCHEDULE		OF SCHEDULE	RPI	RPI	RPI	RPI
DIV. I ONLY		6- 19	.24	293	4- 6		304	309	310	.3032	310
DIV. I NON-CONF.		1- 17	.05556	315	0- 4		215	295	315	.30375	319
TOTALS		RPI 1-25	RPI 26-50		W-L RECORDS		RPI 51-100		RPI 101-150		RPI 150+
6- 19	0- 0	0- 0		OVERALL		0- 0		0- 3		6- 16	
2- 7	0- 0	0- 0		HOME		0- 0		0- 1		2- 6	
3- 6	0- 0	0- 0		AWAY		0- 0		0- 0		3- 6	
1- 6	0- 0	0- 0		NEUTRAL		0- 0		0- 2		1- 4	
1- 17	0- 0	0- 0		NON-CONFERENCE		0- 0		0- 3		1- 14	
0- 5	0- 0	0- 0		HOME		0- 0		0- 1		0- 4	
0- 6	0- 0	0- 0		AWAY		0- 0		0- 0		0- 6	
1- 6	0- 0	0- 0		NEUTRAL		0- 0		0- 2		1- 4	
5- 2	0- 0	0- 0		CONFERENCE		0- 0		0- 0		5- 2	
2- 2	0- 0	0- 0		HOME		0- 0		0- 0		2- 2	
3- 0	0- 0	0- 0		AWAY		0- 0		0- 0		3- 0	
0- 0	0- 0	0- 0		NEUTRAL		0- 0		0- 0		0- 0	
RPI S	Opponent	Score	RPI S	Opponent	Score	RPI S	Opponent	Score	RPI S	Opponent	Score
									111 N	Alabama	0 3
									138 N	Troy	0 3
									141 H	Liberty	0 3
									156 N	High Point	0 3
									172 N	Green Bay	0 3
									196 H	UNC Greensboro	1 3
									213 A	Kennesaw St.	0 3
									216 A	Elon	0 3
									222 H	Florida A&M	2 3
									225 A	Davidson	0 3
									228 N	Tennessee St.	3 0
									231 A	UNC Wilmington	0 3
									232 H	Bradley	1 3
									251 H	Winthrop	0 3
									252 N	Chattanooga	0 3
									261 H	Hampton	3 0
									278 A	Radford	1 3
									286 N	Gardner-Webb	1 3
									300 A	South Carolina St.	3 0
									308 A	Campbell	0 3
									308 H	Campbell	0 3
									321 H	Bethune-Cookman	0 3
									325 A	Savannah St.	3 0
									328 A	N.C. A&T	3 2
									328 H	N.C. A&T	3 1
LAST 10 GAMES			LAST 10 GAMES			LAST 10 GAMES			LAST 10 GAMES		
			328 H	N.C. A&T	3 1		222 H	Florida A&M	2 3		
			231 A	UNC Wilmington	0 3		328 A	N.C. A&T	3 2		
			300 A	South Carolina St.	3 0		278 A	Radford	1 3		
			325 A	Savannah St.	3 0		308 A	Campbell	0 3		
			321 H	Bethune-Cookman	0 3		225 A	Davidson	0 3		

Non-Div. I Games:

N.C. Central

Average RPI Win:	322	WON-LOST RECORD	WINNING PCT. RANK	LAST 10 GAMES	STRENGTH OF SCHEDULE	OPP. STRENGTH OF SCHEDULE	TEAM RPI	ADJ RPI	CONF. RPI	ADJ CONF. RPI					
Average RPI Loss:	239														
DIV. I ONLY	7- 11	.38889	228	4- 4	328	329	318	.30167	311	33	33				
DIV. I NON-CONF.	0- 6	0	318	0- 1	133	257	307	.34338	303	33	33				
<hr/>															
TOTALS	RPI 1-25	RPI 26-50		W-L RECORDS	RPI 51-100		RPI 101-150		RPI 150+						
7- 11	0- 0	0- 0		OVERALL	0- 1		0- 1		7- 9						
4- 2	0- 0	0- 0		HOME	0- 0		0- 1		4- 1						
3- 5	0- 0	0- 0		AWAY	0- 1		0- 0		3- 4						
0- 4	0- 0	0- 0		NEUTRAL	0- 0		0- 0		0- 4						
<hr/>															
0- 6	0- 0	0- 0		NON-CONFERENCE	0- 1		0- 1		0- 4						
0- 1	0- 0	0- 0		HOME	0- 0		0- 1		0- 0						
0- 3	0- 0	0- 0		AWAY	0- 1		0- 0		0- 2						
0- 2	0- 0	0- 0		NEUTRAL	0- 0		0- 0		0- 2						
<hr/>															
7- 5	0- 0	0- 0		CONFERENCE	0- 0		0- 0		7- 5						
4- 1	0- 0	0- 0		HOME	0- 0		0- 0		4- 1						
3- 2	0- 0	0- 0		AWAY	0- 0		0- 0		3- 2						
0- 2	0- 0	0- 0		NEUTRAL	0- 0		0- 0		0- 2						
<hr/>															
RPI	S	Opponent	Score	RPI	S	Opponent	Score	RPI	S	Opponent	Score				
				70 A Central Ark.				0	3	149 H UTEP		0	3		
										170 N South Dakota	0	3			
										201 N Jacksonville St.	0	3			
										228 A Tennessee St.	0	3			
										273 N Jackson St.	0	3			
										291 H Texas Southern	3	0			
										291 N Texas Southern	1	3			
										293 H Prairie View	0	3			
										302 A New Orleans	0	3			
										323 A Mississippi Val.	1	3			
										323 H Mississippi Val.	3	1			
										324 A Southern U.	2	3			
										324 A Southern U.	3	1			
										329 A Grambling	3	1			
										329 H Grambling	3	0			
										330 A Alcorn	3	0			
										330 H Alcorn	3	0			
				<hr/>											
								LAST 10 GAMES							
								329 A Grambling				3	1	291 N Texas Southern	
				330 H Alcorn				3	0	324 A Southern U.				2	3
				324 A Southern U.				3	1	329 H Grambling				3	0
				293 H Prairie View				0	3	323 A Mississippi Val.				1	3
				302 A New Orleans				0	3	291 H Texas Southern				3	0

Non-Div. I Games: Ark.-Monticello 1 3 Ark.-Monticello 1 3 Henderson St. 3 1

Ark.-Pine Bluff

Average RPI Win: 314		WON-LOST	WINNING	LAST 10	STRENGTH OF		OPP. STRENGTH	TEAM	ADJ	CONF.	ADJ CONF.
Average RPI Loss: 241		RECORD	PCT. RANK	GAMES	SCHEDULE		OF SCHEDULE	RPI	RPI	RPI	RPI
DIV. I ONLY		8- 18	.30769	272	2- 8		317	322	313	.29597	312
DIV. I NON-CONF.		3- 9	.25	268	0- 0		312	324	316	.32253	314
TOTALS		RPI 1-25	RPI 26-50		W-L RECORDS		RPI 51-100		RPI 101-150		RPI 150+
8- 18	0- 0	0- 0		OVERALL		0- 1		0- 1		8- 16	
2- 6	0- 0	0- 0		HOME		0- 0		0- 0		2- 6	
2- 9	0- 0	0- 0		AWAY		0- 0		0- 1		2- 8	
4- 3	0- 0	0- 0		NEUTRAL		0- 1		0- 0		4- 2	
3- 9	0- 0	0- 0		NON-CONFERENCE		0- 1		0- 1		3- 7	
0- 1	0- 0	0- 0		HOME		0- 0		0- 0		0- 1	
0- 5	0- 0	0- 0		AWAY		0- 0		0- 1		0- 4	
3- 3	0- 0	0- 0		NEUTRAL		0- 1		0- 0		3- 2	
5- 9	0- 0	0- 0		CONFERENCE		0- 0		0- 0		5- 9	
2- 5	0- 0	0- 0		HOME		0- 0		0- 0		2- 5	
2- 4	0- 0	0- 0		AWAY		0- 0		0- 0		2- 4	
1- 0	0- 0	0- 0		NEUTRAL		0- 0		0- 0		1- 0	
RPI S	Opponent	Score	RPI S	Opponent	Score	RPI S	Opponent	Score	RPI S	Opponent	Score
						60 N	Idaho St.	0 3	113 A	St. John's (NY)	0 3
									154 A	LIU Brooklyn	0 3
									154 H	LIU Brooklyn	1 3
									198 A	Hofstra	1 3
									256 A	Central Conn. St.	0 3
									256 H	Central Conn. St.	1 3
									263 N	UC Riverside	0 3
									265 H	Robert Morris	1 3
									272 A	Fordham	2 3
									274 A	Sacred Heart	3 1
									274 H	Sacred Heart	0 3
									279 H	NJIT	1 3
									281 N	Marist	0 3
									284 H	Saint Francis (PA)	0 3
									292 A	Rider	2 3
									296 A	Lafayette	2 3
									309 N	Delaware St.	3 2
									313 A	Bryant	2 3
									313 N	Bryant	3 1
									319 A	St. Francis (NY)	2 3
									319 H	St. Francis (NY)	3 0
									322 A	Quinnipiac	3 0
									322 H	Quinnipiac	3 0
									326 N	Saint Peter's	3 1
									327 N	Providence	3 2
LAST 10 GAMES											
						274 H	Sacred Heart	0 3	265 H	Robert Morris	1 3
						319 A	St. Francis (NY)	2 3	284 H	Saint Francis (PA)	0 3
						154 H	LIU Brooklyn	1 3	154 A	LIU Brooklyn	0 3
						256 A	Central Conn. St.	0 3	313 A	Bryant	2 3
						322 A	Quinnipiac	3 0	274 A	Sacred Heart	3 1

Non-Div. I Games:

Fairleigh Dickinson

RPI	S	Opponent	Score
328	N	N.C. A&T	3 2

Bryant

Average RPI Win:	317	WON-LOST RECORD		WINNING PCT. RANK		LAST 10 GAMES		STRENGTH OF SCHEDULE		OPP. STRENGTH OF SCHEDULE		TEAM RPI		ADJ RPI		CONF. RPI		ADJ CONF. RPI
DIV. I ONLY		7- 22		.24138 292		6- 4		305		319		316		.28891 314		33		33
DIV. I NON-CONF.		1- 19		.05 317		1- 2		264		261		321		.28716 323		33		33
<hr/>																		
TOTALS		RPI 1-25		RPI 26-50		W-L RECORDS		RPI 51-100		RPI 101-150		RPI 150+						
7- 22		0- 0		0- 0		OVERALL		0- 0		0- 5		7- 17						
1- 11		0- 0		0- 0		HOME		0- 0		0- 2		1- 9						
3- 5		0- 0		0- 0		AWAY		0- 0		0- 2		3- 3						
3- 6		0- 0		0- 0		NEUTRAL		0- 0		0- 1		3- 5						
1- 19		0- 0		0- 0		NON-CONFERENCE		0- 0		0- 5		1- 14						
0- 11		0- 0		0- 0		HOME		0- 0		0- 2		0- 9						
1- 3		0- 0		0- 0		AWAY		0- 0		0- 2		1- 1						
0- 5		0- 0		0- 0		NEUTRAL		0- 0		0- 1		0- 4						
6- 3		0- 0		0- 0		CONFERENCE		0- 0		0- 0		6- 3						
1- 0		0- 0		0- 0		HOME		0- 0		0- 0		1- 0						
2- 2		0- 0		0- 0		AWAY		0- 0		0- 0		2- 2						
3- 1		0- 0		0- 0		NEUTRAL		0- 0		0- 0		3- 1						
RPI	S	Opponent	Score	RPI	S	Opponent	Score	RPI	S	Opponent	Score	RPI	S	Opponent	Score			
												111	A	Alabama	0	3		
												120	H	North Texas	0	3		
												124	A	Washington St.	0	3		
												138	H	Troy	0	3		
												150	N	East Tenn. St.	2	3		
												161	H	UMES	0	3		
												182	H	CSU Bakersfield	0	3		
												182	H	CSU Bakersfield	1	3		
												201	H	Jacksonville St.	0	3		
												208	N	Austin Peay	0	3		
												213	H	Kennesaw St.	0	3		
												228	H	Tennessee St.	0	3		
												237	N	Seattle	0	3		
												241	N	Lamar	0	3		
												244	H	Southeastern La.	1	3		
												252	A	Chattanooga	0	3		
												254	H	UT Martin	0	3		
												255	N	Weber St.	0	3		
												273	A	Jackson St.	2	3		
												273	N	Jackson St.	1	3		
												290	A	Alabama A&M	1	3		
				LAST 10 GAMES								291	N	Texas Southern	3	1		
				323	A	Mississippi Val.	3 0	273	A	Jackson St.	2 3	293	N	Prairie View	3	0		
				330	A	Alcorn	3 0	291	N	Texas Southern	3 1	316	H	Stetson	1	3		
				325	A	Savannah St.	3 0	273	N	Jackson St.	1 3	323	A	Mississippi Val.	3	0		
				182	H	CSU Bakersfield	1 3	329	N	Grambling	3 0	325	A	Savannah St.	3	0		
				182	H	CSU Bakersfield	0 3	293	N	Prairie View	3 0	329	N	Grambling	3	0		

Non-Div. I Games:

Alabama St.

RPI	S	Opponent	Score	
330	A	Alcorn	3	0
330	H	Alcorn	3	0

Alabama St.

A
l
a
b
a
m
a
S
t
.

A
l
a
b
a
m
a
S
t
.

Average RPI Win:	304	WON-LOST RECORD	WINNING PCT. RANK	LAST 10 GAMES	STRENGTH OF SCHEDULE	OPP. STRENGTH OF SCHEDULE	TEAM RPI	ADJ RPI	CONF. RPI	ADJ CONF. RPI	
DIV. I ONLY		2- 24	.07692 319	2- 8	192	311	309	.28549 315	28	27	
DIV. I NON-CONF.		1- 15	.0625 314	1- 1	203	321	314	.30881 318	26	26	
<hr/>											
TOTALS	RPI 1-25	RPI 26-50		W-L RECORDS	RPI 51-100		RPI 101-150		RPI 150+		
2- 24	0- 0	0- 0		OVERALL	0- 1		0- 2		2- 21		
2- 9	0- 0	0- 0		HOME	0- 0		0- 1		2- 8		
0- 9	0- 0	0- 0		AWAY	0- 1		0- 0		0- 8		
0- 6	0- 0	0- 0		NEUTRAL	0- 0		0- 1		0- 5		
1- 15	0- 0	0- 0		NON-CONFERENCE	0- 1		0- 2		1- 12		
1- 3	0- 0	0- 0		HOME	0- 0		0- 1		1- 2		
0- 6	0- 0	0- 0		AWAY	0- 1		0- 0		0- 5		
0- 6	0- 0	0- 0		NEUTRAL	0- 0		0- 1		0- 5		
1- 9	0- 0	0- 0		CONFERENCE	0- 0		0- 0		1- 9		
1- 6	0- 0	0- 0		HOME	0- 0		0- 0		1- 6		
0- 3	0- 0	0- 0		AWAY	0- 0		0- 0		0- 3		
0- 0	0- 0	0- 0		NEUTRAL	0- 0		0- 0		0- 0		
RPI	S	Opponent	Score	RPI	S	Opponent	Score	RPI	S	Opponent	Score
						98 A Northeastern	0 3			111 H Alabama	0 3
										113 N St. John's (NY)	0 3
										152 A Army	0 3
										152 H Army	0 3
										160 N Northern Ky.	0 3
										163 N Akron	0 3
										197 A American	0 3
										197 H American	2 3
										204 N William & Mary	0 3
										212 H Lehigh	0 3
										217 H Colgate	0 3
										230 A New Hampshire	0 3
										242 A Harvard	1 3
										256 A Central Conn. St.	0 3
										256 N Central Conn. St.	2 3
										257 N Brown	1 3
										268 A Navy	0 3
										268 H Navy	0 3
										274 H Sacred Heart	0 3
										282 A Fla. Atlantic	0 3
										294 H Bucknell	3 1
										296 H Lafayette	1 3
										299 H Hartford	2 3
										313 A Bryant	0 3
										313 H Bryant	3 0
								</			

Non-Div. I Games:

Holy Cross

Average RPI Win: 314		WON-LOST	WINNING	LAST 10	STRENGTH OF		OPP. STRENGTH	TEAM	ADJ	CONF.	ADJ CONF.
Average RPI Loss: 204		RECORD	PCT. RANK	GAMES	SCHEDULE		OF SCHEDULE	RPI	RPI	RPI	RPI
DIV. I ONLY		4- 26	.13333	313	1- 9		281	279	314	.28537	316
DIV. I NON-CONF.		4- 13	.23529	277	1- 0		308	304	313	.31585	316
TOTALS		RPI 1-25	RPI 26-50		W-L RECORDS		RPI 51-100		RPI 101-150		RPI 150+
4- 26	0- 0	0- 0		OVERALL		0- 1		0- 5		4- 20	
2- 11	0- 0	0- 0		HOME		0- 1		0- 2		2- 8	
2- 8	0- 0	0- 0		AWAY		0- 0		0- 2		2- 6	
0- 7	0- 0	0- 0		NEUTRAL		0- 0		0- 1		0- 6	
4- 13	0- 0	0- 0		NON-CONFERENCE		0- 1		0- 1		4- 11	
2- 5	0- 0	0- 0		HOME		0- 1		0- 0		2- 4	
2- 1	0- 0	0- 0		AWAY		0- 0		0- 0		2- 1	
0- 7	0- 0	0- 0		NEUTRAL		0- 0		0- 1		0- 6	
0- 13	0- 0	0- 0		CONFERENCE		0- 0		0- 4		0- 9	
0- 6	0- 0	0- 0		HOME		0- 0		0- 2		0- 4	
0- 7	0- 0	0- 0		AWAY		0- 0		0- 2		0- 5	
0- 0	0- 0	0- 0		NEUTRAL		0- 0		0- 0		0- 0	
RPI S	Opponent	Score	RPI S	Opponent	Score	RPI S	Opponent	Score	RPI S	Opponent	Score
						70 H	Central Ark.	0 3	108 N	Rutgers	0 3
									115 A	Lipscomb	0 3
									125 A	Fla. Gulf Coast	1 3
									125 H	Fla. Gulf Coast	0 3
									150 H	East Tenn. St.	2 3
									160 A	Northern Ky.	0 3
									170 N	South Dakota	0 3
									174 A	North Florida	0 3
									193 H	Wofford	1 3
									193 N	Wofford	0 3
									201 N	Jacksonville St.	2 3
									213 A	Kennesaw St.	0 3
									213 H	Kennesaw St.	0 3
									228 N	Tennessee St.	1 3
									231 N	UNC Wilmington	0 3
									236 A	Jacksonville	0 3
									236 H	Jacksonville	0 3
									243 A	Mercer	1 3
									243 H	Mercer	0 3
									261 H	Hampton	1 3
									264 H	USC Upstate	0 3
									282 H	Fla. Atlantic	2 3
									282 H	Fla. Atlantic	2 3
									288 A	Charleston So.	0 3
									295 A	Norfolk St.	3 2
									307 N	Citadel	2 3
									314 A	Alabama St.	3 1
LAST 10 GAMES											
			125 A	Fla. Gulf Coast	1 3	160 A	Northern Ky.	0 3			
			236 A	Jacksonville	0 3	325 H	Savannah St.	3 0			
			243 H	Mercer	0 3	125 H	Fla. Gulf Coast	0 3			
			213 H	Kennesaw St.	0 3	174 A	North Florida	0 3			
			115 A	Lipscomb	0 3	150 H	East Tenn. St.	2 3			

Non-Div. I Games:

Stetson

RPI	S	Opponent	Score	
321	H	Bethune-Cookman	3	0
325	H	Savannah St.	3	0

Stetson

S
t
e
t
s
o
n

S
t
e
t
s
o
n

Average RPI Win:	306	WON-LOST	WINNING	LAST 10	STRENGTH OF	OPP. STRENGTH	TEAM	ADJ	CONF.	ADJ CONF.	
Average RPI Loss:	202	RECORD	PCT. RANK	GAMES	SCHEDULE	OF SCHEDULE	RPI	RPI	RPI	RPI	
DIV. I ONLY	2- 24	.07692	319	0- 10	273	276	317	.28236	317	25	25
DIV. I NON-CONF.	2- 18	.1	307	0- 4	272	267	318	.29433	321	25	25
<hr/>											
TOTALS	RPI 1-25	RPI 26-50		W-L RECORDS		RPI 51-100		RPI 101-150		RPI 150+	
2- 24	0- 0	0- 0		OVERALL		0- 0		0- 7		2- 17	
0- 3	0- 0	0- 0		HOME		0- 0		0- 2		0- 1	
1- 11	0- 0	0- 0		AWAY		0- 0		0- 3		1- 8	
1- 10	0- 0	0- 0		NEUTRAL		0- 0		0- 2		1- 8	
<hr/>											
2- 18	0- 0	0- 0		NON-CONFERENCE		0- 0		0- 4		2- 14	
0- 1	0- 0	0- 0		HOME		0- 0		0- 1		0- 0	
1- 7	0- 0	0- 0		AWAY		0- 0		0- 1		1- 6	
1- 10	0- 0	0- 0		NEUTRAL		0- 0		0- 2		1- 8	
<hr/>											
0- 6	0- 0	0- 0		CONFERENCE		0- 0		0- 3		0- 3	
0- 2	0- 0	0- 0		HOME		0- 0		0- 1		0- 1	
0- 4	0- 0	0- 0		AWAY		0- 0		0- 2		0- 2	
0- 0	0- 0	0- 0		NEUTRAL		0- 0		0- 0		0- 0	
<hr/>											
RPI S	Opponent	Score	RPI S	Opponent	Score	RPI S	Opponent	Score	RPI S	Opponent	Score
						110 A Iowa 0 3					
						129 N South Dakota St. 0 3					
						130 H IUPUI 0 3					
						139 N Valparaiso 0 3					
						145 A Utah Valley 0 3					
						147 A Houston Baptist 0 3					
						147 H Houston Baptist 0 3					
						158 A Loyola Chicago 0 3					
						167 N Temple 0 3					
						172 A Green Bay 0 3					
						176 A Ill.-Chicago 0 3					
						181 N Southeast Mo. St. 0 3					
						182 N CSU Bakersfield 0 3					
						203 N Youngstown St. 0 3					
						219 A Western Ill. 0 3					
						226 N DePaul 0 3					
						229 A Miami (OH) 0 3					
						262 A Tex.-Pan American 2 3					
						264 N USC Upstate 0 3					
						279 A NJIT 0 3					
279 H NJIT 0 3											
			LAST 10 GAMES			283 A Coppin St. 3 1					
			279 A NJIT 0 3			287 N Indiana St. 0 3					
			176 A Ill.-Chicago 0 3			298 A Wright St. 1 3					
			182 N CSU Bakersfield 0 3			313 N Bryant 0 3					
			145 A Utah Valley 0 3			328 N N.C. A&T 3 1					
			262 A Tex.-Pan American 2 3			147 H Houston Baptist 0 3					

Non-Div. I Games: Judson (IL)

1 3

Chicago St.

Average RPI Win: 321		WON-LOST	WINNING	LAST 10	STRENGTH OF		OPP. STRENGTH	TEAM	ADJ	CONF.	ADJ CONF.
Average RPI Loss: 197		RECORD	PCT. RANK	GAMES	SCHEDULE		OF SCHEDULE	RPI	RPI	RPI	RPI
DIV. I ONLY		1- 22	.04348	323	0- 10		277	235	319	.2722	318
DIV. I NON-CONF.		1- 10	.09091	310	0- 0		284	270	320	.31087	317
TOTALS		RPI 1-25	RPI 26-50		W-L RECORDS		RPI 51-100		RPI 101-150		RPI 150+
1- 22	0- 0	0- 0		OVERALL		0- 3		0- 1		1- 18	
1- 10	0- 0	0- 0		HOME		0- 0		0- 0		1- 10	
0- 8	0- 0	0- 0		AWAY		0- 2		0- 1		0- 5	
0- 4	0- 0	0- 0		NEUTRAL		0- 1		0- 0		0- 3	
1- 10	0- 0	0- 0		NON-CONFERENCE		0- 2		0- 0		1- 8	
1- 4	0- 0	0- 0		HOME		0- 0		0- 0		1- 4	
0- 2	0- 0	0- 0		AWAY		0- 1		0- 0		0- 1	
0- 4	0- 0	0- 0		NEUTRAL		0- 1		0- 0		0- 3	
0- 12	0- 0	0- 0		CONFERENCE		0- 1		0- 1		0- 10	
0- 6	0- 0	0- 0		HOME		0- 0		0- 0		0- 6	
0- 6	0- 0	0- 0		AWAY		0- 1		0- 1		0- 4	
0- 0	0- 0	0- 0		NEUTRAL		0- 0		0- 0		0- 0	
RPI S	Opponent	Score	RPI S	Opponent	Score	RPI S	Opponent	Score	RPI S	Opponent	Score
						56 A	Tulsa	0 3	116 A	Rice	1 3
						58 A	Duke	0 3	169 H	UAB	0 3
						98 N	Northeastern	0 3	171 A	Marshall	1 3
									171 H	Marshall	1 3
									181 N	Southeast Mo. St.	0 3
									189 A	SMU	0 3
									205 H	Houston	0 3
									214 A	UCF	0 3
									214 H	UCF	0 3
									215 A	Milwaukee	0 3
									216 N	Elon	1 3
									232 N	Bradley	0 3
									235 H	Charlotte	0 3
									247 H	Coastal Caro.	2 3
									248 H	Memphis	1 3
									250 H	UMBC	1 3
									270 A	Southern Miss.	2 3
									270 H	Southern Miss.	2 3
									308 H	Campbell	2 3
									321 H	Bethune-Cookman	3 1
LAST 10 GAMES											
						270 A	Southern Miss.	2 3	205 H	Houston	0 3
						214 A	UCF	0 3	171 A	Marshall	1 3
						169 H	UAB	0 3	214 H	UCF	0 3
						248 H	Memphis	1 3	270 H	Southern Miss.	2 3
						116 A	Rice	1 3	56 A	Tulsa	0 3

Non-Div. I Games:

East Carolina

Average RPI Win: Average RPI Loss:	308 237	WON-LOST RECORD	WINNING PCT. RANK	LAST 10 GAMES	STRENGTH OF SCHEDULE	OPP. STRENGTH OF SCHEDULE	TEAM RPI	ADJ RPI	CONF. RPI	ADJ CONF. RPI	
DIV. I ONLY		4- 25	.13793 310	2- 8	264	324	315	.26938 319	31	31	
DIV. I NON-CONF.		2- 14	.125 303	0- 0	179	326	301	.33298 309	31	31	
<hr/>											
TOTALS	RPI 1-25	RPI 26-50		W-L RECORDS	RPI 51-100		RPI 101-150		RPI 150+		
4- 25	0- 0	0- 0		OVERALL	0- 1		0- 1		4- 23		
3- 11	0- 0	0- 0		HOME	0- 0		0- 0		3- 11		
1- 9	0- 0	0- 0		AWAY	0- 0		0- 1		1- 7		
0- 5	0- 0	0- 0		NEUTRAL	0- 1		0- 0		0- 4		
<hr/>											
2- 14	0- 0	0- 0		NON-CONFERENCE	0- 1		0- 1		2- 12		
1- 7	0- 0	0- 0		HOME	0- 0		0- 0		1- 7		
1- 3	0- 0	0- 0		AWAY	0- 0		0- 1		1- 2		
0- 4	0- 0	0- 0		NEUTRAL	0- 1		0- 0		0- 3		
<hr/>											
2- 11	0- 0	0- 0		CONFERENCE	0- 0		0- 0		2- 11		
2- 4	0- 0	0- 0		HOME	0- 0		0- 0		2- 4		
0- 6	0- 0	0- 0		AWAY	0- 0		0- 0		0- 6		
0- 1	0- 0	0- 0		NEUTRAL	0- 0		0- 0		0- 1		
<hr/>											
RPI S	Opponent	Score	RPI S	Opponent	Score	RPI S	Opponent	Score	RPI S	Opponent	Score
						60 N	Idaho St.	0 3	113 A	St. John's (NY)	0 3
						154 A	LIU Brooklyn	0 3			
						154 H	LIU Brooklyn	0 3			
						161 H	UMES	1 3			
						179 N	Siena	0 3			
						183 N	Princeton	1 3			
						198 A	Hofstra	0 3			
						198 H	Hofstra	0 3			
						256 A	Central Conn. St.	0 3			
						256 H	Central Conn. St.	0 3			
						265 A	Robert Morris	1 3			
						266 H	Manhattan	0 3			
						272 A	Fordham	3 2			
						274 A	Sacred Heart	1 3			
						274 H	Sacred Heart	0 3			
						278 H	Radford	0 3			
						279 H	NJIT	2 3			
						283 N	Coppin St.	0 3			
						284 A	Saint Francis (PA)	1 3			
						292 H	Rider	2 3			
296 A	Lafayette	2 3									
296 H	Lafayette	2 3									
LAST 10 GAMES											
154 A	LIU Brooklyn	0 3	322 H	Quinnipiac	3 1	312 A	Fairleigh Dickinson	0 3			
312 H	Fairleigh Dickinson	3 2	284 A	Saint Francis (PA)	1 3	312 H	Fairleigh Dickinson	3 2			
274 A	Sacred Heart	1 3	265 A	Robert Morris	1 3	313 H	Bryant	1 3			
256 A	Central Conn. St.	0 3	154 H	LIU Brooklyn	0 3	313 N	Bryant	0 3			
313 H	Bryant	1 3	312 A	Fairleigh Dickinson	0 3	322 H	Quinnipiac	3 1			

Non-Div. I Games:

St. Francis (NY)

RPI	S	Opponent	Score	
326	H	Saint Peter's	3	0

St. Francis (NY)

S
t
.
F
r
a
n
c
i
s
(
N
Y
)

S
t
.
F
r
a
n
c
i
s
(
N
Y
)

Average RPI Win: 0		WON-LOST	WINNING	LAST 10	STRENGTH OF		OPP. STRENGTH	TEAM	ADJ	CONF.	ADJ CONF.
Average RPI Loss: 229		RECORD	PCT. RANK	GAMES	SCHEDULE		OF SCHEDULE	RPI	RPI	RPI	RPI
DIV. I ONLY		0-20	0	327	0-10		223	316	320	.26707	320
DIV. I NON-CONF.		0-11	0	318	0-2		158	293	312	.32338	313
TOTALS		RPI 1-25	RPI 26-50		W-L RECORDS		RPI 51-100		RPI 101-150		RPI 150+
0-20	0-0	0-0		OVERALL		0-1		0-1		0-18	
0-3	0-0	0-0		HOME		0-0		0-0		0-3	
0-10	0-0	0-0		AWAY		0-0		0-1		0-9	
0-7	0-0	0-0		NEUTRAL		0-1		0-0		0-6	
0-11	0-0	0-0		NON-CONFERENCE		0-1		0-1		0-9	
0-1	0-0	0-0		HOME		0-0		0-0		0-1	
0-4	0-0	0-0		AWAY		0-0		0-1		0-3	
0-6	0-0	0-0		NEUTRAL		0-1		0-0		0-5	
0-9	0-0	0-0		CONFERENCE		0-0		0-0		0-9	
0-2	0-0	0-0		HOME		0-0		0-0		0-2	
0-6	0-0	0-0		AWAY		0-0		0-0		0-6	
0-1	0-0	0-0		NEUTRAL		0-0		0-0		0-1	
RPI S	Opponent	Score	RPI S	Opponent	Score	RPI S	Opponent	Score	RPI S	Opponent	Score
						72 N	Colorado	0 3	127 A	Pittsburgh	0 3
									161 A	UMES	0 3
									161 H	UMES	2 3
									162 N	Butler	0 3
									197 H	American	0 3
									200 N	James Madison	1 3
									204 A	William & Mary	0 3
									216 N	Elon	0 3
									247 N	Coastal Caro.	0 3
									250 A	UMBC	0 3
									261 A	Hampton	0 3
									261 N	Hampton	0 3
									265 N	Robert Morris	0 3
									283 A	Coppin St.	0 3
									292 A	Rider	0 3
									295 A	Norfolk St.	2 3
									303 A	Morgan St.	0 3
									309 A	Delaware St.	2 3
									309 H	Delaware St.	0 3
LAST 10 GAMES											
						309 A	Delaware St.	2 3	295 A	Norfolk St.	2 3
						161 A	UMES	0 3	261 A	Hampton	0 3
						197 H	American	0 3	161 H	UMES	2 3
						303 A	Morgan St.	0 3	309 H	Delaware St.	0 3
						283 A	Coppin St.	0 3	204 A	William & Mary	0 3

Non-Div. I Games:

Howard

Average RPI Win: 322		WON-LOST RECORD		WINNING PCT. RANK		LAST 10 GAMES		STRENGTH OF SCHEDULE		OPP. STRENGTH OF SCHEDULE		TEAM RPI		ADJ RPI		CONF. RPI		ADJ CONF. RPI	
DIV. I ONLY		4- 24		.14286 309		4- 6		320		283		322		.25815 321		32		32	
DIV. I NON-CONF.		0- 18		0 318		0- 2		276		214		323		.28883 322		32		32	
TOTALS		RPI 1-25		RPI 26-50		W-L RECORDS		RPI 51-100		RPI 101-150		RPI 150+							
4- 24		0- 0		0- 0		OVERALL		0- 1		0- 7		4- 16							
1- 2		0- 0		0- 0		HOME		0- 0		0- 0		1- 2							
3- 12		0- 0		0- 0		AWAY		0- 0		0- 3		3- 9							
0- 10		0- 0		0- 0		NEUTRAL		0- 1		0- 4		0- 5							
0- 18		0- 0		0- 0		NON-CONFERENCE		0- 1		0- 7		0- 10							
0- 1		0- 0		0- 0		HOME		0- 0		0- 0		0- 1							
0- 8		0- 0		0- 0		AWAY		0- 0		0- 3		0- 5							
0- 9		0- 0		0- 0		NEUTRAL		0- 1		0- 4		0- 4							
4- 6		0- 0		0- 0		CONFERENCE		0- 0		0- 0		4- 6							
1- 1		0- 0		0- 0		HOME		0- 0		0- 0		1- 1							
3- 4		0- 0		0- 0		AWAY		0- 0		0- 0		3- 4							
0- 1		0- 0		0- 0		NEUTRAL		0- 0		0- 0		0- 1							
RPI	S	Opponent		Score		RPI	S	Opponent		Score		RPI	S	Opponent		Score			

Average RPI Win: 327		WON-LOST RECORD		WINNING PCT. RANK		LAST 10 GAMES		STRENGTH OF SCHEDULE		OPP. STRENGTH OF SCHEDULE		TEAM RPI		ADJ RPI		CONF. RPI		ADJ CONF. RPI					
Average RPI Loss: 238																							
DIV. I ONLY		1- 20		.04762 322		0- 10		284		320		321		.25666 322		31		31					
DIV. I NON-CONF.		1- 8		.11111 306		0- 0		246		294		311		.33911 306		31		31					
TOTALS		RPI 1-25		RPI 26-50		W-L RECORDS		RPI 51-100		RPI 101-150		RPI 150+											
1- 20		0- 0		0- 0		OVERALL		0- 0		0- 1		1- 19											
0- 5		0- 0		0- 0		HOME		0- 0		0- 0		0- 5											
0- 11		0- 0		0- 0		AWAY		0- 0		0- 0		0- 11											
1- 4		0- 0		0- 0		NEUTRAL		0- 0		0- 1		1- 3											
1- 8		0- 0		0- 0		NON-CONFERENCE		0- 0		0- 1		1- 7											
0- 0		0- 0		0- 0		HOME		0- 0		0- 0		0- 0											
0- 4		0- 0		0- 0		AWAY		0- 0		0- 0		0- 4											
1- 4		0- 0		0- 0		NEUTRAL		0- 0		0- 1		1- 3											
0- 12		0- 0		0- 0		CONFERENCE		0- 0		0- 0		0- 12											
0- 5		0- 0		0- 0		HOME		0- 0		0- 0		0- 5											
0- 7		0- 0		0- 0		AWAY		0- 0		0- 0		0- 7											
0- 0		0- 0		0- 0		NEUTRAL		0- 0		0- 0		0- 0											
RPI	S	Opponent		Score		RPI	S	Opponent		Score		RPI	S	Opponent		Score		RPI	S	Opponent		Score	

Non-Div. I Games:

Quinnipiac

Average RPI Win:	325	WON-LOST	WINNING	LAST 10	STRENGTH OF	OPP. STRENGTH	TEAM	ADJ	CONF.	ADJ CONF.									
Average RPI Loss:	295	RECORD	PCT. RANK	GAMES	SCHEDULE	OF SCHEDULE	RPI	RPI	RPI	RPI									
DIV. I ONLY	6- 9	.4	220	4- 5	330	330	326	.25424	323	33	33								
DIV. I NON-CONF.	0- 1	0	318	0- 0	326	330	330	.21853	329	33	33								
<hr/>																			
TOTALS	RPI 1-25	RPI 26-50		W-L RECORDS		RPI 51-100		RPI 101-150		RPI 150+									
6- 9	0- 0	0- 0		OVERALL		0- 0		0- 0		6- 9									
4- 2	0- 0	0- 0		HOME		0- 0		0- 0		4- 2									
2- 4	0- 0	0- 0		AWAY		0- 0		0- 0		2- 4									
0- 3	0- 0	0- 0		NEUTRAL		0- 0		0- 0		0- 3									
<hr/>																			
0- 1	0- 0	0- 0		NON-CONFERENCE		0- 0		0- 0		0- 1									
0- 0	0- 0	0- 0		HOME		0- 0		0- 0		0- 0									
0- 0	0- 0	0- 0		AWAY		0- 0		0- 0		0- 0									
0- 1	0- 0	0- 0		NEUTRAL		0- 0		0- 0		0- 1									
<hr/>																			
6- 8	0- 0	0- 0		CONFERENCE		0- 0		0- 0		6- 8									
4- 2	0- 0	0- 0		HOME		0- 0		0- 0		4- 2									
2- 4	0- 0	0- 0		AWAY		0- 0		0- 0		2- 4									
0- 2	0- 0	0- 0		NEUTRAL		0- 0		0- 0		0- 2									
<hr/>																			
RPI	S	Opponent	Score	RPI	S	Opponent	Score	RPI	S	Opponent	Score								
								273	A	Jackson St.	0	3							
								290	A	Alabama A&M	0	3							
								290	H	Alabama A&M	1	3							
								291	A	Texas Southern	1	3							
								291	N	Texas Southern	1	3							
								293	N	Prairie View	1	3							
								302	N	New Orleans	0	3							
								311	A	Ark.-Pine Bluff	1	3							
								311	H	Ark.-Pine Bluff	3	1							
								314	H	Alabama St.	0	3							
								324	A	Southern U.	3	1							
								324	H	Southern U.	3	0							
								329	A	Grambling	3	2							
								329	H	Grambling	3	0							
								330	H	Alcorn	3	0							
								<hr/>											
								LAST 10 GAMES											
314 H Alabama St.				0	3	324 A Southern U.				3	1								
290 H Alabama A&M				1	3	291 N Texas Southern				1	3								
273 A Jackson St.				0	3	290 A Alabama A&M				0	3								
330 H Alcorn				3	0	311 H Ark.-Pine Bluff				3	1								
329 H Grambling				3	0	324 H Southern U.				3	0								
<hr/>																			
Non-Div. I Games:	Union (TN)	0	3	Tougaloo	1	3	Tougaloo	3	1	Ark.-Monticello	1	3							
Mississippi Val.																			

Average RPI Win:	323	WON-LOST RECORD	WINNING PCT. RANK	LAST 10 GAMES	STRENGTH OF SCHEDULE	OPP. STRENGTH OF SCHEDULE	TEAM RPI	ADJ RPI	CONF. RPI	ADJ CONF. RPI			
Average RPI Loss:	247												
DIV. I ONLY		3- 21	.125 314	2- 8	311	327	324	.24358 324	33	33			
DIV. I NON-CONF.		0- 11	0 318	0- 1	262	281	324	.29916 320	33	33			
<hr/>													
TOTALS	RPI 1-25	RPI 26-50		W-L RECORDS	RPI 51-100		RPI 101-150		RPI 150+				
3- 21	0- 0	0- 0		OVERALL	0- 2		0- 2		3- 17				
2- 6	0- 0	0- 0		HOME	0- 0		0- 0		2- 6				
1- 10	0- 0	0- 0		AWAY	0- 0		0- 0		1- 6				
0- 5	0- 0	0- 0		NEUTRAL	0- 0		0- 2		0- 3				
<hr/>													
0- 11	0- 0	0- 0		NON-CONFERENCE	0- 2		0- 2		0- 7				
0- 1	0- 0	0- 0		HOME	0- 0		0- 0		0- 1				
0- 5	0- 0	0- 0		AWAY	0- 2		0- 0		0- 3				
0- 5	0- 0	0- 0		NEUTRAL	0- 0		0- 2		0- 3				
<hr/>													
3- 10	0- 0	0- 0		CONFERENCE	0- 0		0- 0		3- 10				
2- 5	0- 0	0- 0		HOME	0- 0		0- 0		2- 5				
1- 5	0- 0	0- 0		AWAY	0- 0		0- 0		1- 5				
0- 0	0- 0	0- 0		NEUTRAL	0- 0		0- 0		0- 0				
<hr/>													
RPI S	Opponent	Score	RPI S	Opponent	Score	RPI S	Opponent	Score	RPI S	Opponent	Score		
						84 A	New Mexico	0 3	109 N	Duquesne	0 3		
						84 A	New Mexico	0 3	109 N	Duquesne	0 3		
									194 A	La.-Lafayette	0 3		
									244 A	Southeastern La.	0 3		
									255 N	Weber St.	0 3		
									262 N	Tex.-Pan American	0 3		
									273 A	Jackson St.	0 3		
									273 A	Jackson St.	0 3		
									273 H	Jackson St.	0 3		
									291 A	Texas Southern	0 3		
									291 H	Texas Southern	1 3		
									293 A	Prairie View	2 3		
									293 H	Prairie View	2 3		
									302 A	New Orleans	0 3		
									302 H	New Orleans	1 3		
									304 N	Louisiana Tech	0 3		
									311 H	Ark.-Pine Bluff	3 2		
									311 H	Ark.-Pine Bluff	1 3		
									323 A	Mississippi Val.	0 3		
									323 H	Mississippi Val.	1 3		
									329 H	Grambling	3 0		
									330 A	Alcorn	3 0		
			LAST 10 GAMES										
			291 A Texas Southern			0 3	293 H Prairie View			2 3			
			293 A Prairie View			2 3	273 A Jackson St.			0 3			
			329 H Grambling			3 0	323 H Mississippi Val.			1 3			
			311 H Ark.-Pine Bluff			1 3	311 H Ark.-Pine Bluff			3 2			
			302 H New Orleans			1 3	291 H Texas Southern			1 3			

Non-Div. I Games:

Southern U.

Average RPI Win:	0	WON-LOST	WINNING	LAST 10	STRENGTH OF	OPP. STRENGTH	TEAM	ADJ	CONF.	ADJ CONF.	
Average RPI Loss:	223	RECORD	PCT. RANK	GAMES	SCHEDULE	OF SCHEDULE	RPI	RPI	RPI	RPI	
DIV. I ONLY		0- 28	0 327	0- 10	300	290	325	.22351	325	32	32
DIV. I NON-CONF.		0- 20	0 318	0- 5	256	244	322	.28244	324	32	32
<hr/>											
TOTALS	RPI 1-25	RPI 26-50		W-L RECORDS		RPI 51-100		RPI 101-150		RPI 150+	
0- 28	0- 0	0- 0		OVERALL		0- 5		0- 1		0- 22	
0- 12	0- 0	0- 0		HOME		0- 1		0- 0		0- 11	
0- 8	0- 0	0- 0		AWAY		0- 2		0- 0		0- 6	
0- 8	0- 0	0- 0		NEUTRAL		0- 2		0- 1		0- 5	
<hr/>											
0- 20	0- 0	0- 0		NON-CONFERENCE		0- 5		0- 1		0- 14	
0- 6	0- 0	0- 0		HOME		0- 1		0- 0		0- 5	
0- 6	0- 0	0- 0		AWAY		0- 2		0- 0		0- 4	
0- 8	0- 0	0- 0		NEUTRAL		0- 2		0- 1		0- 5	
<hr/>											
0- 8	0- 0	0- 0		CONFERENCE		0- 0		0- 0		0- 8	
0- 6	0- 0	0- 0		HOME		0- 0		0- 0		0- 6	
0- 2	0- 0	0- 0		AWAY		0- 0		0- 0		0- 2	
0- 0	0- 0	0- 0		NEUTRAL		0- 0		0- 0		0- 0	
<hr/>											
RPI S	Opponent	Score	RPI S	Opponent	Score	RPI S	Opponent	Score	RPI S	Opponent	Score
						54 N	Missouri	0 3	139 N	Valparaiso	0 3
						59 N	Wisconsin	0 3	159 N	Stephen F. Austin	0 3
						82 A	Ga. Southern	0 3	161 H	UMES	0 3
						84 H	New Mexico	0 3	178 N	South Ala.	0 3
						92 A	Morehead St.	0 3	211 A	Texas-Arlington	0 3
									213 H	Kennesaw St.	0 3
									222 A	Florida A&M	0 3
									222 H	Florida A&M	0 3
									233 H	Southern Utah	0 3
									236 N	Jacksonville	0 3
									262 N	Tex.-Pan American	0 3
									264 A	USC Upstate	0 3
									269 H	UNC Asheville	0 3
									288 H	Charleston So.	0 3
									288 N	Charleston So.	0 3
			300 H	South Carolina St.	1 3						
			307 A	Citadel	0 3						
			310 H	N.C. Central	0 3						
			314 H	Alabama St.	0 3						
			316 A	Stetson	0 3						
			321 A	Bethune-Cookman	0 3						
			321 H	Bethune-Cookman	1 3						
			328 H	N.C. A&T	0 3						
			LAST 10 GAMES								
			222 H	Florida A&M	0 3	307 A	Citadel	0 3			
			321 H	Bethune-Cookman	1 3	288 N	Charleston So.	0 3			
			314 H	Alabama St.	0 3	316 A	Stetson	0 3			
			328 H	N.C. A&T	0 3	300 H	South Carolina St.	1 3			
			310 H	N.C. Central	0 3	264 A	USC Upstate	0 3			

Non-Div. I Games:

Savannah St.

Average RPI Win:		328	WON-LOST RECORD		WINNING PCT. RANK		LAST 10 GAMES		STRENGTH OF SCHEDULE		OPP. STRENGTH OF SCHEDULE		TEAM RPI		ADJ RPI		CONF. RPI		ADJ CONF. RPI			
Average RPI Loss:		244																				
DIV. I ONLY			1- 28		.03448 326		0- 10		295		310		323		.21387 326		26		28			
DIV. I NON-CONF.			1- 13		.07143 313		0- 1		321		329		327		.24426 325		30		29			
TOTALS		RPI 1-25		RPI 26-50		W-L RECORDS		RPI 51-100		RPI 101-150		RPI 150+										
1- 28		0- 0		0- 0		OVERALL		0- 1		0- 0		1- 27										
0- 10		0- 0		0- 0		HOME		0- 0		0- 0		0- 10										
0- 12		0- 0		0- 0		AWAY		0- 1		0- 0		0- 11										
1- 6		0- 0		0- 0		NEUTRAL		0- 0		0- 0		1- 6										
1- 13		0- 0		0- 0		NON-CONFERENCE		0- 1		0- 0		1- 12										
0- 1		0- 0		0- 0		HOME		0- 0		0- 0		0- 1										
0- 6		0- 0		0- 0		AWAY		0- 1		0- 0		0- 5										
1- 6		0- 0		0- 0		NEUTRAL		0- 0		0- 0		1- 6										
0- 15		0- 0		0- 0		CONFERENCE		0- 0		0- 0		0- 15										
0- 9		0- 0		0- 0		HOME		0- 0		0- 0		0- 9										
0- 6		0- 0		0- 0		AWAY		0- 0		0- 0		0- 6										
0- 0		0- 0		0- 0		NEUTRAL		0- 0		0- 0		0- 0										
RPI	S	Opponent		Score	RPI	S	Opponent		Score	RPI	S	Opponent		Score	RPI	S	Opponent		Score			
										100	A	Seton Hall	0	3			160	N	Northern Ky.	0	3	
																	161	N	UMES	0	3	
																	179	A	Siena	0	3	
																	179	H	Siena	0	3	
																	185	H	Canisius	0	3	
																	187	H	Niagara	0	3	
																	188	A	West Virginia	0	3	
																	191	A	Fairfield	0	3	
																	191	H	Fairfield	0	3	
																	240	A	Loyola Maryland	0	3	
																	240	H	Loyola Maryland	0	3	
																	259	A	Western Caro.	0	3	
																	266	H	Manhattan	1	3	
																	271	A	Iona	0	3	
																	271	H	Iona	0	3	
																	278	N	Radford	0	3	
																	279	A	NJIT	0	3	
																	281	A	Marist	0	3	
																	281	H	Marist	2	3	
																	292	A	Rider	0	3	
																	292	H	Rider	0	3	
						LAST 10 GAMES											296	A	Lafayette	1	3	
						179	A	Siena	0	3			240	H	Loyola Maryland	0	3	298	N	Wright St.	1	3
						281	A	Marist	0	3			266	H	Manhattan	1	3	309	N	Delaware St.	0	3
						271	H	Iona	0	3			292	A	Rider	0	3	312	N	Fairleigh Dickinson	1	3
						191	H	Fairfield	0	3			240	A	Loyola Maryland	0	3	319	A	St. Francis (NY)	0	3
						292	H	Rider	0	3			279	A	NJIT	0	3	327	H	Providence	1	3

Non-Div. I Games:

Saint Peter's

RPI	S	Opponent	Score	
328	N	N.C. A&T	3	1

Saint Peter's

S
a
i
n
t
P
e
t
e
r
'
s

S
a
i
n
t
P
e
t
e
r
'
s

Average RPI Win:	326	WON-LOST	WINNING	LAST 10	STRENGTH OF	OPP. STRENGTH	TEAM	ADJ	CONF.	ADJ CONF.	
Average RPI Loss:	252	RECORD	PCT. RANK	GAMES	SCHEDULE	OF SCHEDULE	RPI	RPI	RPI	RPI	
DIV. I ONLY	1- 26	.03704	324	0- 10	313	313	327	.20354	327	29	30
DIV. I NON-CONF.	1- 17	.05556	315	0- 1	314	328	326	.23486	326	28	28
<hr/>											
TOTALS	RPI 1-25	RPI 26-50		W-L RECORDS		RPI 51-100		RPI 101-150		RPI 150+	
1- 26	0- 0	0- 0		OVERALL		0- 0		0- 2		1- 24	
0- 5	0- 0	0- 0		HOME		0- 0		0- 1		0- 4	
1- 12	0- 0	0- 0		AWAY		0- 0		0- 1		1- 11	
0- 9	0- 0	0- 0		NEUTRAL		0- 0		0- 0		0- 9	
1- 17	0- 0	0- 0		NON-CONFERENCE		0- 0		0- 1		1- 16	
0- 0	0- 0	0- 0		HOME		0- 0		0- 0		0- 0	
1- 8	0- 0	0- 0		AWAY		0- 0		0- 1		1- 7	
0- 9	0- 0	0- 0		NEUTRAL		0- 0		0- 0		0- 9	
0- 9	0- 0	0- 0		CONFERENCE		0- 0		0- 1		0- 8	
0- 5	0- 0	0- 0		HOME		0- 0		0- 1		0- 4	
0- 4	0- 0	0- 0		AWAY		0- 0		0- 0		0- 4	
0- 0	0- 0	0- 0		NEUTRAL		0- 0		0- 0		0- 0	
RPI	S	Opponent	Score	RPI	S	Opponent	Score	RPI	S	Opponent	Score
								109	A	Duquesne	0 3
								142	H	Albany (NY)	0 3
								160	N	Northern Ky.	0 3
								198	A	Hofstra	0 3
								230	A	New Hampshire	0 3
								230	H	New Hampshire	0 3
								240	N	Loyola Maryland	2 3
								242	A	Harvard	0 3
								245	H	Stony Brook	0 3
								250	A	UMBC	1 3
								250	H	UMBC	1 3
								257	A	Brown	0 3
								258	A	Binghamton	0 3
								258	H	Binghamton	2 3
								263	N	UC Riverside	0 3
								265	A	Robert Morris	0 3
								266	N	Manhattan	1 3
								272	N	Fordham	0 3
								281	N	Marist	0 3
								292	A	Rider	0 3
								294	A	Bucknell	0 3
								295	N	Norfolk St.	1 3
								299	A	Hartford	0 3
								312	N	Fairleigh Dickinson	2 3
								313	A	Bryant	0 3
								322	N	Quinnipiac	2 3
								326	A	Saint Peter's	3 1
LAST 10 GAMES											

Non-Div. I Games:

Providence

RPI	S	Opponent	Score	
326	N	Saint Peter's	1	3

N.C. A&T

N
.
C
.
A
&
T

N
.
C
.
A
&
T

Average RPI Win:		0	WON-LOST		WINNING		LAST 10		STRENGTH OF		OPP. STRENGTH		TEAM		ADJ		CONF.		ADJ CONF.		
Average RPI Loss:		287	RECORD		PCT. RANK		GAMES		SCHEDULE		OF SCHEDULE		RPI		RPI		RPI		RPI		
DIV. I ONLY			0- 17		0	327	0- 10		327		328		329		.17264		329	33		33	
DIV. I NON-CONF.			0- 4		0	318	0- 2		329		228		328		.22046		328	33		33	
TOTALS		RPI 1-25		RPI 26-50		W-L RECORDS		RPI 51-100		RPI 101-150		RPI 150+									
0- 17		0- 0		0- 0		OVERALL		0- 0		0- 0		0- 17									
0- 7		0- 0		0- 0		HOME		0- 0		0- 0		0- 7									
0- 8		0- 0		0- 0		AWAY		0- 0		0- 0		0- 8									
0- 2		0- 0		0- 0		NEUTRAL		0- 0		0- 0		0- 2									
0- 4		0- 0		0- 0		NON-CONFERENCE		0- 0		0- 0		0- 4									
0- 2		0- 0		0- 0		HOME		0- 0		0- 0		0- 2									
0- 2		0- 0		0- 0		AWAY		0- 0		0- 0		0- 2									
0- 0		0- 0		0- 0		NEUTRAL		0- 0		0- 0		0- 0									
0- 13		0- 0		0- 0		CONFERENCE		0- 0		0- 0		0- 13									
0- 5		0- 0		0- 0		HOME		0- 0		0- 0		0- 5									
0- 6		0- 0		0- 0		AWAY		0- 0		0- 0		0- 6									
0- 2		0- 0		0- 0		NEUTRAL		0- 0		0- 0		0- 2									
RPI	S	Opponent		Score		RPI	S	Opponent		Score		RPI	S	Opponent		Score					

Average RPI Win:	0	WON-LOST	WINNING	LAST 10	STRENGTH OF	OPP. STRENGTH	TEAM	ADJ	CONF.	ADJ CONF.										
Average RPI Loss:	287	RECORD	PCT. RANK	GAMES	SCHEDULE	OF SCHEDULE	RPI	RPI	RPI	RPI										
DIV. I ONLY		0- 17	0 327	0- 7	329	326	330	.14081	330	33										
DIV. I NON-CONF.		0- 8	0 318	0- 1	328	318	329	.19259	330	33										
<hr/>																				
TOTALS	RPI 1-25	RPI 26-50		W-L RECORDS		RPI 51-100		RPI 101-150		RPI 150+										
0- 17	0- 0	0- 0		OVERALL		0- 0		0- 1		0- 16										
0- 6	0- 0	0- 0		HOME		0- 0		0- 0		0- 6										
0- 7	0- 0	0- 0		AWAY		0- 0		0- 1		0- 6										
0- 4	0- 0	0- 0		NEUTRAL		0- 0		0- 0		0- 4										
<hr/>																				
0- 8	0- 0	0- 0		NON-CONFERENCE		0- 0		0- 1		0- 7										
0- 1	0- 0	0- 0		HOME		0- 0		0- 0		0- 1										
0- 3	0- 0	0- 0		AWAY		0- 0		0- 1		0- 2										
0- 4	0- 0	0- 0		NEUTRAL		0- 0		0- 0		0- 4										
<hr/>																				
0- 9	0- 0	0- 0		CONFERENCE		0- 0		0- 0		0- 9										
0- 5	0- 0	0- 0		HOME		0- 0		0- 0		0- 5										
0- 4	0- 0	0- 0		AWAY		0- 0		0- 0		0- 4										
0- 0	0- 0	0- 0		NEUTRAL		0- 0		0- 0		0- 0										
<hr/>																				
RPI S	Opponent	Score	RPI S	Opponent	Score	RPI S	Opponent	Score	RPI S	Opponent	Score									
									117 A	Samford	0 3									
									252 A	Chattanooga	0 3									
									264 N	USC Upstate	0 3									
									273 H	Jackson St.	0 3									
									286 N	Gardner-Webb	0 3									
									290 A	Alabama A&M	0 3									
									290 H	Alabama A&M	0 3									
									302 A	New Orleans	0 3									
									302 H	New Orleans	0 3									
									305 N	Tennessee Tech	0 3									
									305 N	Tennessee Tech	0 3									
									311 A	Ark.-Pine Bluff	0 3									
									311 H	Ark.-Pine Bluff	0 3									
									314 A	Alabama St.	0 3									
									314 H	Alabama St.	0 3									
									323 A	Mississippi Val.	0 3									
									324 H	Southern U.	0 3									
												LAST 10 GAMES								
						314 H	Alabama St.	0 3	324 H	Southern U.	0 3									
						290 H	Alabama A&M	0 3	314 A	Alabama St.	0 3									
						311 A	Ark.-Pine Bluff	0 3	290 A	Alabama A&M	0 3									
						323 A	Mississippi Val.	0 3	305 N	Tennessee Tech	0 3									
						302 A	New Orleans	0 3	117 A	Samford	0 3									
<hr/>																				
Non-Div. I Games:	Belhaven	0 3	Rust	3 0	Belhaven	0 3	Southern-N.O.	1 3												
	Dillard	0 3	Mississippi Col.	0 3			Alcorn													