

| Average RPI Win: 35 | | WON-LOST RECORD | | WINNING PCT. RANK | | LAST 10 GAMES | | STRENGTH OF SCHEDULE | | OPP. STRENGTH OF SCHEDULE | | TEAM RPI | | ADJ RPI | | CONF. RPI | | ADJ CONF. RPI | | | | | | | | | |
|---------------------|---|-----------------|--|-------------------|---|-----------------|---|----------------------|--|---------------------------|---|----------|---|-----------------------|--|-----------|---|---------------|--|---|---|--|--|--|--|--|--|
| DIV. I ONLY | | 10-3-3 | | .71875 21 | | 7-2-1 | | 1 | | 9 | | 1 | | .68292 1 | | 1 | | 1 | | | | | | | | | |
| DIV. I NON-CONF. | | 5-2-2 | | .66667 41 | | 2-1-0 | | 5 | | 28 | | 5 | | .63846 2 | | 2 | | 2 | | | | | | | | | |
| TOTALS | | RPI 1-25 | | RPI 26-50 | | W-L RECORDS | | RPI 51-100 | | RPI 101-150 | | RPI 150+ | | | | | | | | | | | | | | | |
| 10-3-3 | | 4-1-1 | | 3-1-0 | | OVERALL | | 3-1-2 | | 0-0-0 | | 0-0-0 | | | | | | | | | | | | | | | |
| 3-0-2 | | 1-0-0 | | 1-0-0 | | HOME | | 1-0-2 | | 0-0-0 | | 0-0-0 | | | | | | | | | | | | | | | |
| 7-2-1 | | 3-1-1 | | 2-0-0 | | AWAY | | 2-1-0 | | 0-0-0 | | 0-0-0 | | | | | | | | | | | | | | | |
| 0-1-0 | | 0-0-0 | | 0-1-0 | | NEUTRAL | | 0-0-0 | | 0-0-0 | | 0-0-0 | | | | | | | | | | | | | | | |
| 5-2-2 | | 2-0-0 | | 1-1-0 | | NON-CONFERENCE | | 2-1-2 | | 0-0-0 | | 0-0-0 | | | | | | | | | | | | | | | |
| 1-0-2 | | 0-0-0 | | 0-0-0 | | HOME | | 1-0-2 | | 0-0-0 | | 0-0-0 | | | | | | | | | | | | | | | |
| 4-1-0 | | 2-0-0 | | 1-0- | | AWAY | | 1-1-0 | | 0-0-0 | | 0-0-0 | | | | | | | | | | | | | | | |
| 0-1-0 | | 0-0-0 | | 0-1-0 | | NEUTRAL | | 0-0-0 | | 0-0-0 | | 0-0-0 | | | | | | | | | | | | | | | |
| 5-1-1 | | 2-1-1 | | 2-0-0 | | CONFERENCE | | 1-0-0 | | 0-0-0 | | 0-0-0 | | | | | | | | | | | | | | | |
| 2-0-0 | | 1-0-0 | | 1-0-0 | | HOME | | 0-0-0 | | 0-0-0 | | 0-0-0 | | | | | | | | | | | | | | | |
| 3-1-1 | | 1-1-1 | | 1-0-0 | | AWAY | | 1-0-0 | | 0-0-0 | | 0-0-0 | | | | | | | | | | | | | | | |
| 0-0-0 | | 0-0-0 | | 0-0-0 | | NEUTRAL | | 0-0-0 | | 0-0-0 | | 0-0-0 | | | | | | | | | | | | | | | |
| RPI | S | Opponent | | Score | | RPI | S | Opponent | | Score | | RPI | S | Opponent | | Score | | | | | | | | | | | |
| 6 | A | Washington | | 2 | 1 | 35 | N | American | | 1 | 2 | 52 | H | CSUN | | 3 | 0 | | | | | | | | | | |
| 6 | H | Washington | | 2 | 1 | 39 | A | Wake Forest | | 3 | 1 | 59 | A | UC Santa Barbara | | 1 | 0 | | | | | | | | | | |
| 7 | A | Stanford | | 1 | 1 | 40 | A | Oregon St. | | 2 | 1 | 60 | A | San Diego | | 0 | 1 | | | | | | | | | | |
| 13 | A | California | | 2 | 3 | 40 | H | Oregon St. | | 3 | 0 | 75 | A | San Diego St. | | 1 | 0 | | | | | | | | | | |
| 14 | A | North Carolina | | 1 | 0 | | | | | | | 84 | H | Cal Poly | | 0 | 0 | | | | | | | | | | |
| 17 | A | New Mexico | | 2 | 1 | | | | | | | 90 | H | Santa Clara | | 0 | 0 | | | | | | | | | | |
| | | | | | | LAST 10 GAMES | | | | | | | | | | | | | | | | | | | | | |
| | | | | | | 40 A Oregon St. | | | | | | 2 | 1 | 13 A California | | | | | | 2 | 3 | | | | | | |
| | | | | | | 6 A Washington | | | | | | 2 | 1 | 75 A San Diego St. | | | | | | 1 | 0 | | | | | | |
| | | | | | | 40 H Oregon St. | | | | | | 3 | 0 | 52 H CSUN | | | | | | 3 | 0 | | | | | | |
| | | | | | | 6 H Washington | | | | | | 2 | 1 | 60 A San Diego | | | | | | 0 | 1 | | | | | | |
| | | | | | | 7 A Stanford | | | | | | 1 | 1 | 59 A UC Santa Barbara | | | | | | 1 | 0 | | | | | | |

| Average RPI Win: | 51 | WON-LOST RECORD | WINNING PCT. RANK | LAST 10 GAMES | STRENGTH OF SCHEDULE | OPP. STRENGTH OF SCHEDULE | TEAM RPI | ADJ RPI | CONF. RPI | ADJ CONF. RPI | | | | |
|-------------------|----------|-----------------|-------------------|----------------|----------------------|---------------------------|--------------|-------------|-----------|---------------|---|----------|-------|---|
| Average RPI Loss: | 21 | 10-2-3 | .76667 | 7 | 7-1-2 | 7 | 2 | 2 | .65254 | 2 | 2 | 2 | | |
| DIV. I ONLY | | 7-0-2 | .88889 | 4 | 4-0-1 | 2 | 3 | 1 | .65532 | 1 | 1 | 1 | | |
| DIV. I NON-CONF. | | | | | | | | | | | | | | |
| <hr/> | | | | | | | | | | | | | | |
| TOTALS | RPI 1-25 | RPI 26-50 | | W-L RECORDS | | RPI 51-100 | | RPI 101-150 | | RPI 150+ | | | | |
| 10-2-3 | 5-2-2 | 2-0-0 | | OVERALL | | 2-0-1 | | 0-0-0 | | 1-0-0 | | | | |
| 4-2-3 | 2-2-2 | 1-0-0 | | HOME | | 0-0-1 | | 0-0-0 | | 1-0-0 | | | | |
| 4-0-0 | 2-0-0 | 0-0-0 | | AWAY | | 2-0-0 | | 0-0-0 | | 0-0-0 | | | | |
| 2-0-0 | 1-0-0 | 1-0-0 | | NEUTRAL | | 0-0-0 | | 0-0-0 | | 0-0-0 | | | | |
| 7-0-2 | 4-0-1 | 2-0-0 | | NON-CONFERENCE | | 0-0-1 | | 0-0-0 | | 1-0-0 | | | | |
| 4-0-2 | 2-0-1 | 1-0-0 | | HOME | | 0-0-1 | | 0-0-0 | | 1-0-0 | | | | |
| 1-0-0 | 1-0-0 | 0-0- | | AWAY | | 0-0-0 | | 0-0-0 | | 0-0-0 | | | | |
| 2-0-0 | 1-0-0 | 1-0-0 | | NEUTRAL | | 0-0-0 | | 0-0-0 | | 0-0-0 | | | | |
| 3-2-1 | 1-2-1 | 0-0-0 | | CONFERENCE | | 2-0-0 | | 0-0-0 | | 0-0-0 | | | | |
| 0-2-1 | 0-2-1 | 0-0-0 | | HOME | | 0-0-0 | | 0-0-0 | | 0-0-0 | | | | |
| 3-0-0 | 1-0-0 | 0-0-0 | | AWAY | | 2-0-0 | | 0-0-0 | | 0-0-0 | | | | |
| 0-0-0 | 0-0-0 | 0-0-0 | | NEUTRAL | | 0-0-0 | | 0-0-0 | | 0-0-0 | | | | |
| RPI | S | Opponent | Score | | RPI | S | Opponent | Score | | RPI | S | Opponent | Score | |
| 3 | H | Notre Dame | 1 | 0 | 38 | N | Dartmouth | 1 | 0 | 61 | H | Butler | 0 | 0 |
| 8 | H | Georgetown | 1 | 1 | 44 | H | Marquette | 1 | 0 | 73 | A | Rutgers | 2 | 1 |
| 18 | A | Louisville | 3 | 0 | | | | | | 76 | A | Michigan | 3 | 1 |
| 19 | H | Penn St. | 0 | 1 | | | | | | | | | | |
| 20 | H | Northwestern | 1 | 1 | | | | | | | | | | |
| 22 | A | Ohio St. | 2 | 1 | | | | | | | | | | |
| 23 | H | Maryland | 1 | 2 | | | | | | | | | | |
| 24 | H | Saint Louis | 3 | 1 | | | | | | | | | | |
| 25 | N | Kentucky | 1 | 0 | | | | | | | | | | |
| LAST 10 GAMES | | | | | | | | | | | | | | |
| 76 | A | Michigan | 3 | 1 | 24 | H | Saint Louis | 3 | 1 | | | | | |
| 3 | H | Notre Dame | 1 | 0 | 20 | H | Northwestern | 1 | 1 | | | | | |
| 23 | H | Maryland | 1 | 2 | 185 | H | UCF | 4 | 2 | | | | | |
| 22 | A | Ohio St. | 2 | 1 | 73 | A | Rutgers | 2 | 1 | | | | | |
| 18 | A | Louisville | 3 | 0 | 61 | H | Butler | 0 | 0 | | | | | |

Non-Div. I Games:

Indiana

| Average RPI Win: 43 | | WON-LOST | WINNING | LAST 10 | STRENGTH OF | | OPP. STRENGTH | TEAM | ADJ | CONF. | ADJ CONF. |
|----------------------|----------------|----------|-----------|---------------|----------------|-------|---------------|-------|----------------|--------|-----------|
| Average RPI Loss: 37 | | RECORD | PCT. RANK | GAMES | SCHEDULE | | OF SCHEDULE | RPI | RPI | RPI | RPI |
| DIV. I ONLY | | 9-4-2 | .66667 | 33 | 6-3-1 | | 2 | 1 | 4 | .64078 | 3 |
| DIV. I NON-CONF. | | 4-3-1 | .5625 | 80 | 2-2-0 | | 4 | 1 | 4 | .6238 | 6 |
| TOTALS | | RPI 1-25 | RPI 26-50 | | W-L RECORDS | | RPI 51-100 | | RPI 101-150 | | RPI 150+ |
| 9-4-2 | | 4-2-2 | 2-1-0 | | OVERALL | | 2-1-0 | | 1-0-0 | | 0-0-0 |
| 6-2-0 | | 3-1-0 | 1-1-0 | | HOME | | 1-0-0 | | 1-0-0 | | 0-0-0 |
| 2-2-1 | | 1-1-1 | 0-0-0 | | AWAY | | 1-1-0 | | 0-0-0 | | 0-0-0 |
| 1-0-1 | | 0-0-1 | 1-0-0 | | NEUTRAL | | 0-0-0 | | 0-0-0 | | 0-0-0 |
| 4-3-1 | | 1-2-1 | 2-0-0 | | NON-CONFERENCE | | 0-1-0 | | 1-0-0 | | 0-0-0 |
| 3-1-0 | | 1-1-0 | 1-0-0 | | HOME | | 0-0-0 | | 1-0-0 | | 0-0-0 |
| 0-2-0 | | 0-1-0 | 0-0- | | AWAY | | 0-1-0 | | 0-0-0 | | 0-0-0 |
| 1-0-1 | | 0-0-1 | 1-0-0 | | NEUTRAL | | 0-0-0 | | 0-0-0 | | 0-0-0 |
| 5-1-1 | | 3-0-1 | 0-1-0 | | CONFERENCE | | 2-0-0 | | 0-0-0 | | 0-0-0 |
| 3-1-0 | | 2-0-0 | 0-1-0 | | HOME | | 1-0-0 | | 0-0-0 | | 0-0-0 |
| 2-0-1 | | 1-0-1 | 0-0-0 | | AWAY | | 1-0-0 | | 0-0-0 | | 0-0-0 |
| 0-0-0 | | 0-0-0 | 0-0-0 | | NEUTRAL | | 0-0-0 | | 0-0-0 | | 0-0-0 |
| RPI S | Opponent | Score | | RPI S | Opponent | Score | | RPI S | Opponent | Score | |
| 2 A | Indiana | 0 | 1 | 38 H | Dartmouth | 4 | 1 | 64 A | Duke | 4 | 1 |
| 4 A | Syracuse | 1 | 0 | 44 N | Marquette | 2 | 1 | 72 H | Virginia Tech | 3 | 1 |
| 8 N | Georgetown | 0 | 0 | 46 H | Boston College | 0 | 1 | 76 A | Michigan | 2 | 3 |
| 11 A | Virginia | 1 | 1 | | | | | | | | |
| 14 H | North Carolina | 2 | 0 | | | | | | | | |
| 18 H | Louisville | 3 | 2 | | | | | | | | |
| 20 H | Northwestern | 1 | 0 | | | | | | | | |
| 25 H | Kentucky | 0 | 1 | | | | | | | | |
| | | | | LAST 10 GAMES | | | | | | | |
| | | | | 72 H | Virginia Tech | 3 | 1 | 76 A | Michigan | 2 | 3 |
| | | | | 2 A | Indiana | 0 | 1 | 46 H | Boston College | 0 | 1 |
| | | | | 64 A | Duke | 4 | 1 | 111 H | VCU | 1 | 0 |
| | | | | 20 H | Northwestern | 1 | 0 | 14 H | North Carolina | 2 | 0 |
| | | | | 18 H | Louisville | 3 | 2 | 11 A | Virginia | 1 | 1 |

Non-Div. I Games:

Notre Dame

| Average RPI Win: 79 | | WON-LOST | WINNING | LAST 10 | STRENGTH OF | | OPP. STRENGTH | TEAM | ADJ | CONF. | ADJ CONF. |
|----------------------|------------|----------|-----------|--------------------|----------------|-------|--------------------|-------|-------------|-------------|-----------|
| Average RPI Loss: 11 | | RECORD | PCT. RANK | GAMES | SCHEDULE | | OF SCHEDULE | RPI | RPI | RPI | RPI |
| DIV. I ONLY | | 13-2-1 | .84375 | 1 | 53 | | 13 | 7 | .62579 | 4 | 3 |
| DIV. I NON-CONF. | | 9-0-0 | 1 | 1 | 115 | | 36 | 25 | .58472 | 27 | 3 |
| TOTALS | | RPI 1-25 | RPI 26-50 | | W-L RECORDS | | RPI 51-100 | | RPI 101-150 | | RPI 150+ |
| 13-2-1 | | 2-2-0 | 2-0-0 | | OVERALL | | 5-0-1 | | 2-0-0 | | 2-0-0 |
| 7-1-0 | | 1-1-0 | 2-0-0 | | HOME | | 1-0-0 | | 2-0-0 | | 1-0-0 |
| 6-1-1 | | 1-1-0 | 0-0-0 | | AWAY | | 4-0-1 | | 0-0-0 | | 1-0-0 |
| 0-0-0 | | 0-0-0 | 0-0-0 | | NEUTRAL | | 0-0-0 | | 0-0-0 | | 0-0-0 |
| 9-0-0 | | 0-0-0 | 1-0-0 | | NON-CONFERENCE | | 4-0-0 | | 2-0-0 | | 2-0-0 |
| 5-0-0 | | 0-0-0 | 1-0-0 | | HOME | | 1-0-0 | | 2-0-0 | | 1-0-0 |
| 4-0-0 | | 0-0-0 | 0-0- | | AWAY | | 3-0-0 | | 0-0-0 | | 1-0-0 |
| 0-0-0 | | 0-0-0 | 0-0-0 | | NEUTRAL | | 0-0-0 | | 0-0-0 | | 0-0-0 |
| 4-2-1 | | 2-2-0 | 1-0-0 | | CONFERENCE | | 1-0-1 | | 0-0-0 | | 0-0-0 |
| 2-1-0 | | 1-1-0 | 1-0-0 | | HOME | | 0-0-0 | | 0-0-0 | | 0-0-0 |
| 2-1-1 | | 1-1-0 | 0-0-0 | | AWAY | | 1-0-1 | | 0-0-0 | | 0-0-0 |
| 0-0-0 | | 0-0-0 | 0-0-0 | | NEUTRAL | | 0-0-0 | | 0-0-0 | | 0-0-0 |
| RPI S | Opponent | Score | RPI S | Opponent | Score | RPI S | Opponent | Score | RPI S | Opponent | Score |
| 3 H | Notre Dame | 0 1 | 39 H | Wake Forest | 3 1 | 55 H | St. Mary's (CA) | 3 0 | 122 H | Bucknell | 4 1 |
| 11 H | Virginia | 1 0 | 50 H | Cornell | 3 0 | 57 A | UConn | 4 0 | 142 H | Niagara | 3 0 |
| 16 A | Clemson | 1 0 | | | | 66 A | St. John's (NY) | 1 0 | 157 A | Binghamton | 1 0 |
| 18 A | Louisville | 1 2 | | | | 72 A | Virginia Tech | 1 0 | 168 H | Albany (NY) | 2 1 |
| | | | | | | 73 A | Rutgers | 1 0 | | | |
| | | | | | | 77 A | North Carolina St. | 0 0 | | | |
| LAST 10 GAMES | | | | | | | | | | | |
| | | | 77 A | North Carolina St. | 0 0 | 168 H | Albany (NY) | 2 1 | | | |
| | | | 122 H | Bucknell | 4 1 | 72 A | Virginia Tech | 1 0 | | | |
| | | | 18 A | Louisville | 1 2 | 11 H | Virginia | 1 0 | | | |
| | | | 57 A | UConn | 4 0 | 157 A | Binghamton | 1 0 | | | |
| | | | 39 H | Wake Forest | 3 1 | 16 A | Clemson | 1 0 | | | |

Non-Div. I Games:

Syracuse

| Average RPI Win: | | 80 | WON-LOST RECORD | | WINNING PCT. RANK | | LAST 10 GAMES | | STRENGTH OF SCHEDULE | | OPP. STRENGTH OF SCHEDULE | | TEAM RPI | ADJ RPI | | CONF. RPI | ADJ CONF. RPI | | | |
|------------------|---|------------|-----------------|-----------|-------------------|----------------|---------------|---------------|----------------------|-------------|---------------------------|----------|----------|----------------|---|-----------|---------------|---|---|---|
| DIV. I ONLY | | | 11-2-1 | | .82143 | | 2 | | 8-1-1 | | 28 | | 60 | | 5 | .62562 | | 5 | 5 | 5 |
| DIV. I NON-CONF. | | | 7-1-0 | | .875 | | 5 | | 4-0-0 | | 30 | | 97 | | 3 | .62772 | | 5 | 5 | 5 |
| TOTALS | | RPI 1-25 | | RPI 26-50 | | W-L RECORDS | | RPI 51-100 | | RPI 101-150 | | RPI 150+ | | | | | | | | |
| 11-2-1 | | 2-0-0 | | 1-2-0 | | OVERALL | | 5-0-0 | | 2-0-0 | | 1-0-1 | | | | | | | | |
| 6-1-0 | | 1-0-0 | | 1-1-0 | | HOME | | 3-0-0 | | 1-0-0 | | 0-0-0 | | | | | | | | |
| 5-1-1 | | 1-0-0 | | 0-1-0 | | AWAY | | 2-0-0 | | 1-0-0 | | 1-0-1 | | | | | | | | |
| 0-0-0 | | 0-0-0 | | 0-0-0 | | NEUTRAL | | 0-0-0 | | 0-0-0 | | 0-0-0 | | | | | | | | |
| 7-1-0 | | 1-0-0 | | 0-1-0 | | NON-CONFERENCE | | 3-0-0 | | 2-0-0 | | 1-0-0 | | | | | | | | |
| 3-1-0 | | 0-0-0 | | 0-1-0 | | HOME | | 2-0-0 | | 1-0-0 | | 0-0-0 | | | | | | | | |
| 4-0-0 | | 1-0-0 | | 0-0- | | AWAY | | 1-0-0 | | 1-0-0 | | 1-0-0 | | | | | | | | |
| 0-0-0 | | 0-0-0 | | 0-0-0 | | NEUTRAL | | 0-0-0 | | 0-0-0 | | 0-0-0 | | | | | | | | |
| 4-1-1 | | 1-0-0 | | 1-1-0 | | CONFERENCE | | 2-0-0 | | 0-0-0 | | 0-0-1 | | | | | | | | |
| 3-0-0 | | 1-0-0 | | 1-0-0 | | HOME | | 1-0-0 | | 0-0-0 | | 0-0-0 | | | | | | | | |
| 1-1-1 | | 0-0-0 | | 0-1-0 | | AWAY | | 1-0-0 | | 0-0-0 | | 0-0-1 | | | | | | | | |
| 0-0-0 | | 0-0-0 | | 0-0-0 | | NEUTRAL | | 0-0-0 | | 0-0-0 | | 0-0-0 | | | | | | | | |
| RPI | S | Opponent | | Score | | RPI | S | Opponent | | Score | | RPI | S | Opponent | | Score | | | | |
| 16 | A | Clemson | | 1 | 0 | 27 | H | UAB | | 1 | 0 | 53 | H | Radford | | 2 | 1 | | | |
| 17 | H | New Mexico | | 2 | 0 | 32 | H | Coastal Caro. | | 1 | 2 | 58 | A | Winthrop | | 3 | 0 | | | |
| | | | | | | 43 | A | Old Dominion | | 1 | 2 | 85 | H | FIU | | 4 | 3 | | | |
| | | | | | | | | | | | | 98 | A | South Carolina | | 3 | 0 | | | |
| | | | | | | | | | | | | 100 | H | William & Mary | | 3 | 1 | | | |
| | | | | | | | | | | | | | | | | | | | | |
| | | | | | | | | | | | | | | | | | | | | |
| | | | | | | | | | | | | | | | | | | | | |
| | | | | | | | | | | | | | | | | | | | | |
| | | | | | | | | | | | | | | | | | | | | |
| | | | | | | | | | | | | | | | | | | | | |
| | | | | | | | | | | | | | | | | | | | | |
| | | | | | | | | | | | | | | | | | | | | |
| | | | | | | | | | | | | | | | | | | | | |
| | | | | | | | | | | | | | | | | | | | | |
| | | | | | | | | | | | | | | | | | | | | |
| | | | | | | | | | | | | | | | | | | | | |
| | | | | | | | | | | | | | | | | | | | | |
| | | | | | | | | | | | | | | | | | | | | |
| | | | | | | | | | | | | | | | | | | | | |
| | | | | | | | | | | | | | | | | | | | | |
| | | | | | | | | | | | | | | | | | | | | |
| | | | | | | | | | | | | | | | | | | | | |
| | | | | | | | | | | | | | | | | | | | | |
| | | | | | | | | | | | | | | | | | | | | |
| | | | | | | | | | | | | | | | | | | | | |
| | | | | | | | | | | | | | | | | | | | | |
| | | | | | | | | | | | | | | | | | | | | |
| | | | | | | | | | | | | | | | | | | | | |
| | | | | | | | | | | | | | | | | | | | | |
| | | | | | | | | | | | | | | | | | | | | |
| | | | | | | | | | | | | | | | | | | | | |
| | | | | | | | | | | | | | | | | | | | | |
| | | | | | | | | | | | | | | | | | | | | |
| | | | | | | | | | | | | | | | | | | | | |
| | | | | | | | | | | | | | | | | | | | | |
| | | | | | | | | | | | | | | | | | | | | |
| | | | | | | | | | | | | | | | | | | | | |
| | | | | | | | | | | | | | | | | | | | | |
| | | | | | | | | | | | | | | | | | | | | |
| | | | | | | | | | | | | | | | | | | | | |
| | | | | | | | | | | | | | | | | | | | | |
| | | | | | | | | | | | | | | | | | | | | |
| | | | | | | | | | | | | | | | | | | | | |
| | | | | | | | | | | | | | | | | | | | | |
| | | | | | | | | | | | | | | | | | | | | |
| | | | | | | | | | | | | | | | | | | | | |
| | | | | | | | | | | | | | | | | | | | | |
| | | | | | | | | | | | | | | | | | | | | |
| | | | | | | | | | | | | </ | | | | | | | | |

Non-Div. I Games:

Charlotte

| | | | | | | | | | | | |
|------------------|------------|--------------------|----------------------|------------------|-------------------------|------------------------------|-----------------|------------|--------------|------------------|-------|
| Average RPI Win: | 72 | WON-LOST RECORD | WINNING PCT. RANK | LAST 10 GAMES | STRENGTH OF SCHEDULE | OPP. STRENGTH OF SCHEDULE | TEAM RPI | ADJ RPI | CONF. RPI | ADJ CONF. RPI | |
| DIV. I ONLY | 11-3-1 | .76667 | 7 | 7-2-1 | 18 | 3 | 3 | .62393 | 6 | 1 | 1 |
| DIV. I NON-CONF. | 7-1-0 | .875 | 5 | 3-0-0 | 67 | 62 | 23 | .58747 | 25 | 2 | 2 |
| <hr/> | | | | | | | | | | | |
| TOTALS | RPI 1-25 | RPI 26-50 | | W-L RECORDS | RPI 51-100 | | RPI 101-150 | | RPI 150+ | | |
| 11-3-1 | 2-2-0 | 1-0-1 | | OVERALL | 5-1-0 | | 3-0-0 | | 0-0-0 | | |
| 6-2-0 | 2-1-0 | 0-0-0 | | HOME | 4-1-0 | | 0-0-0 | | 0-0-0 | | |
| 5-1-1 | 0-1-0 | 1-0-1 | | AWAY | 1-0-0 | | 3-0-0 | | 0-0-0 | | |
| 0-0-0 | 0-0-0 | 0-0-0 | | NEUTRAL | 0-0-0 | | 0-0-0 | | 0-0-0 | | |
| 7-1-0 | 0-0-0 | 1-0-0 | | NON-CONFERENCE | 3-1-0 | | 3-0-0 | | 0-0-0 | | |
| 3-1-0 | 0-0-0 | 0-0-0 | | HOME | 3-1-0 | | 0-0-0 | | 0-0-0 | | |
| 4-0-0 | 0-0-0 | 1-0- | | AWAY | 0-0-0 | | 3-0-0 | | 0-0-0 | | |
| 0-0-0 | 0-0-0 | 0-0-0 | | NEUTRAL | 0-0-0 | | 0-0-0 | | 0-0-0 | | |
| 4-2-1 | 2-2-0 | 0-0-1 | | CONFERENCE | 2-0-0 | | 0-0-0 | | 0-0-0 | | |
| 3-1-0 | 2-1-0 | 0-0-0 | | HOME | 1-0-0 | | 0-0-0 | | 0-0-0 | | |
| 1-1-1 | 0-1-0 | 0-0-1 | | AWAY | 1-0-0 | | 0-0-0 | | 0-0-0 | | |
| 0-0-0 | 0-0-0 | 0-0-0 | | NEUTRAL | 0-0-0 | | 0-0-0 | | 0-0-0 | | |
| RPI S | Opponent | Score | RPI S | Opponent | Score | RPI S | Opponent | Score | RPI S | Opponent | Score |
| 1 A | UCLA | 1 2 | 40 A | Oregon St. | 1 1 | 51 H | Seattle | 4 1 | 110 A | FGCU | 1 0 |
| 1 H | UCLA | 1 2 | 49 A | South Fla. | 2 1 | 55 H | St. Mary's (CA) | 1 2 | 133 A | Portland | 2 1 |
| 7 H | Stanford | 3 1 | | | | 57 H | UConn | 3 1 | 138 A | Gonzaga | 4 0 |
| 13 H | California | 3 2 | | | | 75 A | San Diego St. | 3 2 | | | |
| | | | | | | 75 H | San Diego St. | 1 0 | | | |
| | | | | | | 83 H | Penn | 3 1 | | | |
| | | | LAST 10 GAMES | | | | | | | | |
| | | | 75 H | San Diego St. | 1 0 | 7 H | Stanford | 3 1 | | | |
| | | | 1 H | UCLA | 1 2 | 13 H | California | 3 2 | | | |
| | | | 75 A | San Diego St. | 3 2 | 133 A | Portland | 2 1 | | | |
| | | | 1 A | UCLA | 1 2 | 49 A | South Fla. | 2 1 | | | |
| | | | 40 A | Oregon St. | 1 1 | 110 A | FGCU | 1 0 | | | |

Non-Div. I Games:

Washington

Stanford

Stanford

| Average RPI Win: | 74 | WON-LOST RECORD | WINNING PCT. RANK | LAST 10 GAMES | STRENGTH OF SCHEDULE | OPP. STRENGTH OF SCHEDULE | TEAM RPI | ADJ RPI | CONF. RPI | ADJ CONF. RPI | | | | |
|------------------|----------|-----------------|-------------------|----------------|----------------------|---------------------------|-----------|-------------|-----------|---------------|---|----------------|-------|---|
| DIV. I ONLY | | 8-3-4 | .66667 | 33 | 6-2-2 | 13 | 10 | 14 | .61998 | 8 | 4 | 4 | | |
| DIV. I NON-CONF. | | 5-1-3 | .72222 | 25 | 3-0-1 | 16 | 6 | 15 | .61398 | 8 | 4 | 4 | | |
| <hr/> | | | | | | | | | | | | | | |
| TOTALS | RPI 1-25 | RPI 26-50 | | W-L RECORDS | | RPI 51-100 | | RPI 101-150 | | RPI 150+ | | | | |
| 8-3-4 | 2-1-3 | 0-0-1 | | OVERALL | | 4-1-0 | | 2-1-0 | | 0-0-0 | | | | |
| 3-2-2 | 0-1-1 | 0-0-1 | | HOME | | 2-0-0 | | 1-1-0 | | 0-0-0 | | | | |
| 5-1-1 | 2-0-1 | 0-0-0 | | AWAY | | 2-1-0 | | 1-0-0 | | 0-0-0 | | | | |
| 0-0-1 | 0-0-1 | 0-0-0 | | NEUTRAL | | 0-0-0 | | 0-0-0 | | 0-0-0 | | | | |
| 5-1-3 | 1-0-3 | 0-0-0 | | NON-CONFERENCE | | 3-0-0 | | 1-1-0 | | 0-0-0 | | | | |
| 3-1-1 | 0-0-1 | 0-0-0 | | HOME | | 2-0-0 | | 1-1-0 | | 0-0-0 | | | | |
| 2-0-1 | 1-0-1 | 0-0- | | AWAY | | 1-0-0 | | 0-0-0 | | 0-0-0 | | | | |
| 0-0-1 | 0-0-1 | 0-0-0 | | NEUTRAL | | 0-0-0 | | 0-0-0 | | 0-0-0 | | | | |
| 3-2-1 | 1-1-0 | 0-0-1 | | CONFERENCE | | 1-1-0 | | 1-0-0 | | 0-0-0 | | | | |
| 0-1-1 | 0-1-0 | 0-0-1 | | HOME | | 0-0-0 | | 0-0-0 | | 0-0-0 | | | | |
| 3-1-0 | 1-0-0 | 0-0-0 | | AWAY | | 1-1-0 | | 1-0-0 | | 0-0-0 | | | | |
| 0-0-0 | 0-0-0 | 0-0-0 | | NEUTRAL | | 0-0-0 | | 0-0-0 | | 0-0-0 | | | | |
| RPI | S | Opponent | Score | | RPI | S | Opponent | Score | | RPI | S | Opponent | Score | |
| 2 | A | Indiana | 1 | 1 | 44 | H | Marquette | 0 | 0 | 61 | A | Butler | 2 | 0 |
| 3 | N | Notre Dame | 0 | 0 | | | | | | 111 | H | VCU | 1 | 2 |
| 9 | A | Creighton | 1 | 0 | | | | | | 62 | A | Princeton | 3 | 1 |
| 10 | H | Providence | 0 | 2 | | | | | | 68 | A | Seton Hall | 0 | 1 |
| 12 | H | UC Irvine | 1 | 1 | | | | | | 74 | H | Harvard | 2 | 0 |
| 23 | A | Maryland | 1 | 0 | | | | | | 100 | H | William & Mary | 1 | 0 |
| | | | | | | | | | | | | | | |
| | | | | | | | | | | | | | | |
| | | | | | | | | | | | | | | |
| | | | | | | | | | | | | | | |
| | | | | | | | | | | | | | | |
| | | | | | | | | | | | | | | |
| | | | | | | | | | | | | | | |
| | | | | | | | | | | | | | | |
| | | | | | | | | | | | | | | |
| | | | | | | | | | | | | | | |
| | | | | | | | | | | | | | | |
| | | | | | | | | | | | | | | |
| | | | | | | | | | | | | | | |
| | | | | | | | | | | | | | | |
| | | | | | | | | | | | | | | |
| | | | | | | | | | | | | | | |
| | | | | | | | | | | | | | | |
| | | | | | | | | | | | | | | |
| | | | | | | | | | | | | | | |
| | | | | | | | | | | | | | | |
| | | | | | | | | | | | | | | |
| | | | | | | | | | | | | | | |
| | | | | | | | | | | | | | | |
| | | | | | | | | | | | | | | |
| | | | | | | | | | | | | | | |
| | | | | | | | | | | | | | | |
| | | | | | | | | | | | | | | |
| | | | | | | | | | | | | | | |
| | | | | | | | | | | | | | | |
| | | | | | | | | | | | | | | |
| | | | | | | | | | | | | | | |
| | | | | | | | | | | | | | | |
| | | | | | | | | | | | | | | |
| | | | | | | | | | | | | | | |
| | | | | | | | | | | | | | | |
| | | | | | | | | | | | | | | |
| | | | | | | | | | | | | | | |
| | | | | | | | | | | | | | | |
| | | | | | | | | | | | | | | |
| | | | | | | | | | | | | | | |
| | | | | | | | | | | | | | | |
| | | | | | | | | | | | | | | |
| | | | | | | | | | | | | | | |
| | | | | | | | | | | | | | | |
| | | | | | | | | | | | | | | |
| | | | | | | | | | | | | | | |
| | | | | | | | | | | | | | | |
| | | | | | | | | | | | | | | |
| | | | | | | | | | | | | | | |
| | | | | | | | | | | | | | | |
| | | | | | | | | | | | | | | |
| | | | | | | | | | | | | | | |
| | | | | | | | | | | | | | | |
| | | | | | | | | | | | | | | |
| | | | | | | | | | | | | | | |
| | | | | | | | | | | | | | | |
| | | | | | | | | | | | | | | |
| | | | | | | | | | | | | | | |
| | | | | | | | | | | | | | | |
| | | | | | | | | | | | | | | |
| | | | | | | | | | | | | | | |
| | | | | | | | | | | | | | | |
| | | | | | | | | | | | | | | |
| | | | | | | | | | | | | | | |
| | | | | | | | | | | | | | | |
| | | | | | | | | | | | | | | |
| | | | | | | | | | | | | | | |
| | | | | | | | | | | | | | | |
| | | | | | | | | | | | | | | |
| | | | | | | | | | | | | | | |
| | | | | | | | | | | | | | | |
| | | | | | | | | | | | | | | |
| | | | | | | | | | | | | | | |
| | | | | | | | | | | | | | | |
| | | | | | | | | | | | | | | |
| | | | | | | | | | | | | | | |
| | | | | | | | | | | | | | | |
| | | | | | | | | | | | | | | |
| | | | | | | | | | | | | | | |
| | | | | | | | | | | | | | | |
| | | | | | | | | | | | | | | |
| | | | | | | | | | | | | | | |
| | | | | | | | | | | | | | | |
| | | | | | | | | | | | | | | |
| | | | | | | | | | | | | | | |
| | | | | | | | | | | | | | | |
| | | | | | | | | | | | | | | |
| | | | | | | | | | | | | | | |
| | | | | | | | | | | | | | | |
| | | | | | | | | | | | | | | |
| | | | | | | | | | | | | | | |
| | | | | | | | | | | | | | | |
| | | | | | | | | | | | | | | |
| | | | | | | | | | | | | | | |
| | | | | | | | | | | | | | | |
| | | | | | | | | | | | | | | |
| | | | | | | | | | | | | | | |
| | | | | | | | | | | | | | | |
| | | | | | | | | | | | | | | |
| | | | | | | | | | | | | | | |
| | | | | | | | | | | | | | | |
| | | | | | | | | | | | | | | |
| | | | | | | | | | | | | | | |
| | | | | | | | | | | | | | | |
| | | | | | | | | | | | | | | |
| | | | | | | | | | | | | | | |
| | | | | | | | | | | | | | | |
| | | | | | | | | | | | | | | |
| | | | | | | | | | | | | | | |
| | | | | | | | | | | | | | | |
| | | | | | | | | | | | | | | |
| | | | | | | | | | | | | | | |
| | | | | | | | | | | | | | | |
| | | | | | | | | | | | | | | |
| | | | | | | | | | | | | | | |
| | | | | | | | | | | | | | | |
| | | | | | | | | | | | | | | |
| | | | | | | | | | | | | | | |
| | | | | | | | | | | | | | | |
| | | | | | | | | | | | | | | |
| | | | | | | | | | | | | | | |
| | | | | | | | | | | | | | | |
| | | | | | | | | | | | | | | |
| | | | | | | | | | | | | | | |
| | | | | | | | | | | | | | | |
| | | | | | | | | | | | | | | |
| | | | | | | | | | | | | | | |
| | | | | | | | | | | | | | | |
| | | | | | | | | | | | | | | |
| | | | | | | | | | | | | | | |
| | | | | | | | | | | | | | | |
| | | | | | | | | | | | | | | |
| | | | | | | | | | | | | | | |
| | | | | | | | | | | | | | | |
| | | | | | | | | | | | | | | |
| | | | | | | | | | | | | | | |
| | | | | | | | | | | | | | | |
| | | | | | | | | | | | | | | |
| | | | | | | | | | | | | | | |
| | | | | | | | | | | | | | | |
| | | | | | | | | | | | | | | |
| | | | | | | | | | | | | | | |
| | | | | | | | | | | | | | | |
| | | | | | | | | | | | | | | |
| | | | | | | | | | | | | | | |
| | | | | | | | | | | | | | | |
| | | | | | | | | | | | | | | |
| | | | | | | | | | | | | | | |
| | | | | | | | | | | | | | | |
| | | | | | | | | | | | | | | |
| | | | | | | | | | | | | | | |
| | | | | | | | | | | | | | | |
| | | | | | | | | | | | | | | |
| | | | | | | | | | | | | | | |
| | | | | | | | | | | | | | | |
| | | | | | | | | | | | | | | |
| | | | | | | | | | | | | | | |
| | | | | | | | | | | | | | | |
| | | | | | | | | | | | | | | |
| | | | | | | | | | | | | | | |
| | | | | | | | | | | | | | | |
| | | | | | | | | | | | | | | |
| | | | | | | | | | | | | | | |
| | | | | | | | | | | | | | | |
| | | | | | | | | | | | | | | |
| | | | | | | | | | | | | | | |
| | | | | | | | | | | | | | | |
| | | | | | | | | | | | | | | |
| | | | | | | | | | | | | | | |
| | | | | | | | | | | | | | | |
| | | | | | | | | | | | | | | |
| | | | | | | | | | | | | | | |
| | | | | | | | | | | | | | | |
| | | | | | | | | | | | | | | |
| | | | | | | | | | | | | | | |
| | | | | | | | | | | | | | | |
| | | | | | | | | | | | | | | |
| | | | | | | | | | | | | | | |
| | | | | | | | | | | | | | | |
| | | | | | | | | | | | | | | |
| | | | | | | | | | | | | | | |
| | | | | | | | | | | | | | | |
| | | | | | | | | | | | | | | |
| | | | | | | | | | | | | | | |
| | | | | | | | | | | | | | | |
| | | | | | | | | | | | | | | |
| | | | | | | | | | | | | | | |
| | | | | | | | | | | | | | | |
| | | | | | | | | | | | | | | |
| | | | | | | | | | | | | | | |
| | | | | | | | | | | | | | | |
| | | | | | | | | | | | | | | |
| | | | | | | | | | | | | | | |
| | | | | | | | | | | | | | | |
| | | | | | | | | | | | | | | |
| | | | | | | | | | | | | | | |
| | | | | | | | | | | | | | | |
| | | | | | | | | | | | | | | |
| | | | | | | | | | | | | | | |
| | | | | | | | | | | | | | | |
| | | | | | | | | | | | | | | |
| | | | | | | | | | | | | | | |
| | | | | | | | | | | | | | | |
| | | | | | | | | | | | | | | |
| | | | | | | | | | | | | | | |
| | | | | | | | | | | | | | | |
| | | | | | | | | | | | | | | |
| | | | | | | | | | | | | | | |
| | | | | | | | | | | | | | | |
| | | | | | | | | | | | | | | |
| | | | | | | | | | | | | | | |
| | | | | | | | | | | | | | | |
| | | | | | | | | | | | | | | |
| | | | | | | | | | | | | | | |
| | | | | | | | | | | | | | | |
| | | | | | | | | | | | | | | |
| | | | | | | | | | | | | | | |
| | | | | | | | | | | | | | | |
| | | | | | | | | | | | | | | |
| | | | | | | | | | | | | | | |
| | | | | | | | | | | | | | | |
| | | | | | | | | | | | | | | |
| | | | | | | | | | | | | | | |
| | | | | | | | | | | | | | | |
| | | | | | | | | | | | | | | |
| | | | | | | | | | | | | | | |
| | | | | | | | | | | | | | | |
| | | | | | | | | | | | | | | |
| | | | | | | | | | | | | | | |
| | | | | | | | | | | | | | | |
| | | | | | | | | | | | | | | |
| | | | | | | | | | | | | | | |
| | | | | | | | | | | | | | | |
| | | | | | | | | | | | | | | |
| | | | | | | | | | | | | | | |
| | | | | | | | | | | | | | | |
| | | | | | | | | | | | | | | |
| | | | | | | | | | | | | | | |
| | | | | | | | | | | | | | | |
| | | | | | | | | | | | | | | |
| | | | | | | | | | | | | | | |
| | | | | | | | | | | | | | | |
| | | | | | | | | | | | | | | |
| | | | | | | | | | | | | | | |
| | | | | | | | | | | | | | | |
| | | | | | | | | | | | | | | |
| | | | | | | | | | | | | | | |
| | | | | | | | | | | | | | | |
| | | | | | | | | | | | | | | |
| | | | | | | | | | | | | | | |
| | | | | | | | | | | | | | | |
| | | | | | | | | | | | | | | |
| | | | | | | | | | | | | | | |
| | | | | | | | | | | | | | | |
| | | | | | | | | | | | | | | |
| | | | | | | | | | | | | | | |
| | | | | | | | | | | | | | | |
| | | | | | | | | | | | | | | |
| | | | | | | | | | | | | | | |
| | | | | | | | | | | | | | | |
| | | | | | | | | | | | | | | |
| | | | | | | | | | | | | | | |
| | | | | | | | | | | | | | | |
| | | | | | | | | | | | | | | |
| | | | | | | | | | | | | | | |
| | | | | | | | | | | | | | | |
| | | | | | | | | | | | | | | |
| | | | | | | | | | | | | | | |
| | | | | | | | | | | | | | | |
| | | | | | | | | | | | | | | |
| | | | | | | | | | | | | | | |
| | | | | | | | | | | | | | | |
| | | | | | | | | | | | | | | |
| | | | | | | | | | | | | | | |
| | | | | | | | | | | | | | | |
| | | | | | | | | | | | | | | |
| | | | | | | | | | | | | | | |
| | | | | | | | | | | | | | | |
| | | | | | | | | | | | | | | |
| | | | | | | | | | | | | | | |
| | | | | | | | | | | | | | | |
| | | | | | | | | | | | | | | |
| | | | | | | | | | | | | | | |
| | | | | | | | | | | | | | | |
| | | | | | | | | | | | | | | |
| | | | | | | | | | | | | | | |
| | | | | | | | | | | | | | | |
| | | | | | | | | | | | | | | |
| | | | | | | | | | | | | | | |
| | | | | | | | | | | | | | | |
| | | | | | | | | | | | | | | |
| | | | | | | | | | | | | | | |
| | | | | | | | | | | | | | | |
| | | | | | | | | | | | | | | |
| | | | | | | | | | | | | | | |
| | | | | | | | | | | | | | | |
| | | | | | | | | | | | | | | |
| | | | | | | | | | | | | | | |
| | | | | | | | | | | | | | | |
| | | | | | | | | | | | | | | |
| | | | | | | | | | | | | | | |
| | | | | | | | | | | | | | | |
| | | | | | | | | | | | | | | |
| | | | | | | | | | | | | | | |
| | | | | | | | | | | | | | | |
| | | | | | | | | | | | | | | |
| | | | | | | | | | | | | | | |
| | | | | | | | | | | | | | | |
| | | | | | | | | | | | | | | |
| | | | | | | | | | | | | | | |
| | | | | | | | | | | | | | | |
| | | | | | | | | | | | | | | |
| | | | | | | | | | | | | | | |
| | | | | | | | | | | | | | | |
| | | | | | | | | | | | | | | |
| | | | | | | | | | | | | | | |

Non-Div. I Games:

Georgetown

| Average RPI Win: | 96 | WON-LOST RECORD | WINNING PCT. RANK | LAST 10 GAMES | STRENGTH OF SCHEDULE | OPP. STRENGTH OF SCHEDULE | TEAM RPI | ADJ RPI | CONF. RPI | ADJ CONF. RPI | | |
|-------------------|----------------------|-----------------|-------------------|----------------|----------------------|---------------------------|----------|-------------|-----------------|---------------|---|---|
| Average RPI Loss: | 16 | | | | | | | | | | | |
| DIV. I ONLY | | 11-2-2 | .8 | 3 | 7-2-1 | 32 | 21 | 8 | .61781 | 9 | 4 | 4 |
| DIV. I NON-CONF. | | 7-1-1 | .83333 | 9 | 3-1-0 | 42 | 61 | 9 | .6079 | 11 | 4 | 4 |
| <hr/> | | | | | | | | | | | | |
| TOTALS | RPI 1-25 | RPI 26-50 | | W-L RECORDS | | RPI 51-100 | | RPI 101-150 | | RPI 150+ | | |
| 11-2-2 | 1-2-1 | 0-0-1 | | OVERALL | | 7-0-0 | | 1-0-0 | | 2-0-0 | | |
| 8-2-0 | 1-2-0 | 0-0-0 | | HOME | | 5-0-0 | | 1-0-0 | | 1-0-0 | | |
| 3-0-2 | 0-0-1 | 0-0-1 | | AWAY | | 2-0-0 | | 0-0-0 | | 1-0-0 | | |
| 0-0-0 | 0-0-0 | 0-0-0 | | NEUTRAL | | 0-0-0 | | 0-0-0 | | 0-0-0 | | |
| 7-1-1 | 1-1-0 | 0-0-1 | | NON-CONFERENCE | | 3-0-0 | | 1-0-0 | | 2-0-0 | | |
| 6-1-0 | 1-1-0 | 0-0-0 | | HOME | | 3-0-0 | | 1-0-0 | | 1-0-0 | | |
| 1-0-1 | 0-0-0 | 0-1- | | AWAY | | 0-0-0 | | 0-0-0 | | 1-0-0 | | |
| 0-0-0 | 0-0-0 | 0-0-0 | | NEUTRAL | | 0-0-0 | | 0-0-0 | | 0-0-0 | | |
| 4-1-1 | 0-1-1 | 0-0-0 | | CONFERENCE | | 4-0-0 | | 0-0-0 | | 0-0-0 | | |
| 2-1-0 | 0-1-0 | 0-0-0 | | HOME | | 2-0-0 | | 0-0-0 | | 0-0-0 | | |
| 2-0-1 | 0-0-1 | 0-0-0 | | AWAY | | 2-0-0 | | 0-0-0 | | 0-0-0 | | |
| 0-0-0 | 0-0-0 | 0-0-0 | | NEUTRAL | | 0-0-0 | | 0-0-0 | | 0-0-0 | | |
| RPI S | Opponent | Score | | RPI S | Opponent | Score | | RPI S | Opponent | Score | | |
| 7 H | Stanford | 2 | 0 | 33 A | Tulsa | 1 | 1 | 61 H | Butler | 2 | 1 | |
| 8 H | Georgetown | 0 | 1 | | | | | 135 H | UMKC | 2 | 0 | |
| 21 A | Xavier | 1 | 1 | | | | | 66 A | St. John's (NY) | 1 | 0 | |
| 24 H | Saint Louis | 0 | 1 | | | | | 68 H | Seton Hall | 3 | 2 | |
| | | | | | | | | 81 A | Villanova | 1 | 0 | |
| | | | | | | | | 90 H | Santa Clara | 1 | 0 | |
| | | | | | | | | 92 H | Western Ill. | 1 | 0 | |
| | | | | | | | | 99 H | Ill.-Chicago | 3 | 1 | |
| <hr/> | | | | | | | | | | | | |
| LAST 10 GAMES | | | | | | | | | | | | |
| | 8 H Georgetown | 0 | 1 | | 68 H Seton Hall | 3 | 2 | | | | | |
| | 21 A Xavier | 1 | 1 | | 135 H UMKC | 2 | 0 | | | | | |
| | 66 A St. John's (NY) | 1 | 0 | | 81 A Villanova | 1 | 0 | | | | | |
| | 61 H Butler | 2 | 1 | | 24 H Saint Louis | 0 | 1 | | | | | |
| | 178 A Drake | 1 | 0 | | 99 H Ill.-Chicago | 3 | 1 | | | | | |

Non-Div. I Games:

Creighton

| Average RPI Win: 74 | | WON-LOST RECORD | | WINNING PCT. RANK | | LAST 10 GAMES | | STRENGTH OF SCHEDULE | | OPP. STRENGTH OF SCHEDULE | | TEAM RPI | | ADJ RPI | | CONF. RPI | | ADJ CONF. RPI | | | | | |
|---------------------|---|-----------------|--|-------------------|--|----------------|---|----------------------|--|---------------------------|--|----------|---|-----------------|--|-----------|--|---------------|--|---|--|---|--|
| DIV. I ONLY | | 9-2-2 | | .76923 | | 5 | | 6-2-2 | | 30 | | 16 | | 9 | | .6169 | | 10 | | 4 | | 4 | |
| DIV. I NON-CONF. | | 5-2-0 | | .71429 | | 32 | | 2-2-0 | | 51 | | 37 | | 16 | | .59332 | | 18 | | 4 | | 4 | |
| TOTALS | | RPI 1-25 | | RPI 26-50 | | W-L RECORDS | | RPI 51-100 | | RPI 101-150 | | RPI 150+ | | | | | | | | | | | |
| 9-2-2 | | 1-1-1 | | 0-0-1 | | OVERALL | | 6-0-0 | | 2-1-0 | | 0-0-0 | | | | | | | | | | | |
| 5-1-1 | | 0-1-1 | | 0-0-0 | | HOME | | 4-0-0 | | 1-0-0 | | 0-0-0 | | | | | | | | | | | |
| 4-1-1 | | 1-0-0 | | 0-0-1 | | AWAY | | 2-0-0 | | 1-1-0 | | 0-0-0 | | | | | | | | | | | |
| 0-0-0 | | 0-0-0 | | 0-0-0 | | NEUTRAL | | 0-0-0 | | 0-0-0 | | 0-0-0 | | | | | | | | | | | |
| 5-2-0 | | 0-1-0 | | 0-0-0 | | NON-CONFERENCE | | 3-0-0 | | 2-1-0 | | 0-0-0 | | | | | | | | | | | |
| 3-1-0 | | 0-1-0 | | 0-0-0 | | HOME | | 2-0-0 | | 1-0-0 | | 0-0-0 | | | | | | | | | | | |
| 2-1-0 | | 0-0-0 | | 0-0- | | AWAY | | 1-0-0 | | 1-1-0 | | 0-0-0 | | | | | | | | | | | |
| 0-0-0 | | 0-0-0 | | 0-0-0 | | NEUTRAL | | 0-0-0 | | 0-0-0 | | 0-0-0 | | | | | | | | | | | |
| 4-0-2 | | 1-0-1 | | 0-0-1 | | CONFERENCE | | 3-0-0 | | 0-0-0 | | 0-0-0 | | | | | | | | | | | |
| 2-0-1 | | 0-0-1 | | 0-0-0 | | HOME | | 2-0-0 | | 0-0-0 | | 0-0-0 | | | | | | | | | | | |
| 2-0-1 | | 1-0-0 | | 0-0-1 | | AWAY | | 1-0-0 | | 0-0-0 | | 0-0-0 | | | | | | | | | | | |
| 0-0-0 | | 0-0-0 | | 0-0-0 | | NEUTRAL | | 0-0-0 | | 0-0-0 | | 0-0-0 | | | | | | | | | | | |
| RPI | S | Opponent | | Score | | RPI | S | Opponent | | Score | | RPI | S | Opponent | | Score | | | | | | | |
| 8 | A | Georgetown | | 2 0 | | 44 | A | Marquette | | 1 1 | | 63 | H | Rhode Island | | 5 1 | | | | | | | |
| 16 | H | Clemson | | 1 2 | | | | | | | | 65 | A | Brown | | 3 2 | | | | | | | |
| 21 | H | Xavier | | 0 0 | | | | | | | | 66 | H | St. John's (NY) | | 3 2 | | | | | | | |
| | | | | | | | | | | | | 68 | A | Seton Hall | | 3 0 | | | | | | | |
| | | | | | | | | | | | | 81 | H | Villanova | | 2 1 | | | | | | | |
| | | | | | | | | | | | | 86 | H | Holy Cross | | 2 0 | | | | | | | |
| LAST 10 GAMES | | | | | | | | | | | | | | | | | | | | | | | |
| | | | | | | 68 | A | Seton Hall | | 3 0 | | 21 | H | Xavier | | 0 0 | | | | | | | |
| | | | | | | 44 | A | Marquette | | 1 1 | | 115 | H | Northeastern | | 3 1 | | | | | | | |
| | | | | | | 66 | H | St. John's (NY) | | 3 2 | | 16 | H | Clemson | | 1 2 | | | | | | | |
| | | | | | | 8 | A | Georgetown | | 2 0 | | 65 | A | Brown | | 3 2 | | | | | | | |
| | | | | | | 81 | H | Villanova | | 2 1 | | 108 | A | Quinnipiac | | 1 3 | | | | | | | |

Non-Div. I Games:

Providence

| Average RPI Win: | 75 | WON-LOST | WINNING | LAST 10 | STRENGTH OF | OPP. STRENGTH | TEAM | ADJ | CONF. | ADJ CONF. | | | | | |
|-------------------|----------|------------|-----------|----------------|-------------|---------------|-------|-------------|--------|---------------|-------|-----|---|---------------|-------|
| Average RPI Loss: | 24 | RECORD | PCT. RANK | GAMES | SCHEDULE | OF SCHEDULE | RPI | RPI | RPI | RPI | | | | | |
| DIV. I ONLY | | 9-5-1 | .63333 | 45 | 5-4-1 | 4 | 18 | 10 | .60977 | 11 | 3 | 3 | | | |
| DIV. I NON-CONF. | | 6-2-0 | .75 | 17 | 3-1-0 | 1 | 21 | 6 | .62353 | 7 | 3 | 3 | | | |
| <hr/> | | | | | | | | | | | | | | | |
| TOTALS | RPI 1-25 | RPI 26-50 | | W-L RECORDS | | RPI 51-100 | | RPI 101-150 | | RPI 150+ | | | | | |
| 9-5-1 | 0-2-1 | 3-3-0 | | OVERALL | | 3-0-0 | | 2-0-0 | | 1-0-0 | | | | | |
| 6-2-1 | 0-0-1 | 1-2-0 | | HOME | | 3-0-0 | | 2-0-0 | | 0-0-0 | | | | | |
| 2-3-0 | 0-2-0 | 1-1-0 | | AWAY | | 0-0-0 | | 0-0-0 | | 1-0-0 | | | | | |
| 1-0-0 | 0-0-0 | 1-0-0 | | NEUTRAL | | 0-0-0 | | 0-0-0 | | 0-0-0 | | | | | |
| 6-2-0 | 0-0-0 | 3-2-0 | | NON-CONFERENCE | | 1-0-0 | | 2-0-0 | | 0-0-0 | | | | | |
| 4-1-0 | 0-0-0 | 1-1-0 | | HOME | | 1-0-0 | | 2-0-0 | | 0-0-0 | | | | | |
| 1-1-0 | 0-0-0 | 1-0- | | AWAY | | 0-0-0 | | 0-0-0 | | 0-0-0 | | | | | |
| 1-0-0 | 0-0-0 | 1-0-0 | | NEUTRAL | | 0-0-0 | | 0-0-0 | | 0-0-0 | | | | | |
| 3-3-1 | 0-2-1 | 0-1-0 | | CONFERENCE | | 2-0-0 | | 0-0-0 | | 1-0-0 | | | | | |
| 2-1-1 | 0-0-1 | 0-1-0 | | HOME | | 2-0-0 | | 0-0-0 | | 0-0-0 | | | | | |
| 1-2-0 | 0-2-0 | 0-0-0 | | AWAY | | 0-0-0 | | 0-0-0 | | 1-0-0 | | | | | |
| 0-0-0 | 0-0-0 | 0-0-0 | | NEUTRAL | | 0-0-0 | | 0-0-0 | | 0-0-0 | | | | | |
| RPI | S | Opponent | Score | RPI | S | Opponent | Score | RPI | S | Opponent | Score | RPI | S | Opponent | Score |
| 3 | H | Notre Dame | 1 1 | 26 | H | Davidson | 1 2 | 53 | H | Radford | 3 0 | 106 | H | James Madison | 2 1 |
| 4 | A | Syracuse | 0 1 | 27 | N | UAB | 2 1 | 64 | H | Duke | 1 0 | 111 | H | VCU | 1 0 |
| 16 | A | Clemson | 1 2 | 31 | A | George Mason | 1 0 | 72 | H | Virginia Tech | 1 0 | 164 | A | Pittsburgh | 3 0 |
| | | | | 33 | A | Tulsa | 0 1 | | | | | | | | |
| | | | | 39 | H | Wake Forest | 1 2 | | | | | | | | |
| | | | | 43 | H | Old Dominion | 1 0 | | | | | | | | |
| LAST 10 GAMES | | | | | | | | | | | | | | | |
| | | | | 39 | H | Wake Forest | 1 2 | 164 | A | Pittsburgh | 3 0 | | | | |
| | | | | 53 | H | Radford | 3 0 | 106 | H | James Madison | 2 1 | | | | |
| | | | | 16 | A | Clemson | 1 2 | 4 | A | Syracuse | 0 1 | | | | |
| | | | | 64 | H | Duke | 1 0 | 26 | H | Davidson | 1 2 | | | | |
| | | | | 31 | A | George Mason | 1 0 | 3 | H | Notre Dame | 1 1 | | | | |

Non-Div. I Games:

Virginia

| | | | | | | | | | | | | | | | |
|------------------|----------|--------------------|----------------------|------------------|-------------------------|------------------------------|-------------|-------------|--------------|---------------------|-------|-----|---|---------------|-------|
| Average RPI Win: | 91 | WON-LOST RECORD | WINNING PCT. RANK | LAST 10 GAMES | STRENGTH OF SCHEDULE | OPP. STRENGTH OF SCHEDULE | TEAM RPI | ADJ RPI | CONF. RPI | ADJ CONF. RPI | | | | | |
| DIV. I ONLY | | 8-3-1 | .70833 | 26 | 7-2-1 | 26 | 17 | 13 | .60425 | 13 | 1 | 1 | | | |
| DIV. I NON-CONF. | | 6-1-0 | .85714 | 8 | 5-0-0 | 90 | 89 | 43 | .55865 | 43 | 2 | 2 | | | |
| <hr/> | | | | | | | | | | | | | | | |
| TOTALS | RPI 1-25 | RPI 26-50 | | W-L RECORDS | | RPI 51-100 | | RPI 101-150 | | RPI 150+ | | | | | |
| 8-3-1 | 1-2-1 | 1-1-0 | | OVERALL | | 3-0-0 | | 1-0-0 | | 2-0-0 | | | | | |
| 6-0-0 | 1-0-0 | 0-0-0 | | HOME | | 2-0-0 | | 1-0-0 | | 2-0-0 | | | | | |
| 2-3-1 | 0-2-1 | 1-1-0 | | AWAY | | 1-0-0 | | 0-0-0 | | 0-0-0 | | | | | |
| 0-0-0 | 0-0-0 | 0-0-0 | | NEUTRAL | | 0-0-0 | | 0-0-0 | | 0-0-0 | | | | | |
| 6-1-0 | 0-1-0 | 1-0-0 | | NON-CONFERENCE | | 2-0-0 | | 1-0-0 | | 2-0-0 | | | | | |
| 4-0-0 | 0-0-0 | 0-0-0 | | HOME | | 1-0-0 | | 1-0-0 | | 2-0-0 | | | | | |
| 2-1-0 | 0-1-0 | 1-0- | | AWAY | | 1-0-0 | | 0-0-0 | | 0-0-0 | | | | | |
| 0-0-0 | 0-0-0 | 0-0-0 | | NEUTRAL | | 0-0-0 | | 0-0-0 | | 0-0-0 | | | | | |
| 2-2-1 | 1-1-1 | 0-1-0 | | CONFERENCE | | 1-0-0 | | 0-0-0 | | 0-0-0 | | | | | |
| 2-0-0 | 1-0-0 | 0-0-0 | | HOME | | 1-0-0 | | 0-0-0 | | 0-0-0 | | | | | |
| 0-2-1 | 0-1-1 | 0-1-0 | | AWAY | | 0-0-0 | | 0-0-0 | | 0-0-0 | | | | | |
| 0-0-0 | 0-0-0 | 0-0-0 | | NEUTRAL | | 0-0-0 | | 0-0-0 | | 0-0-0 | | | | | |
| RPI | S | Opponent | Score | RPI | S | Opponent | Score | RPI | S | Opponent | Score | RPI | S | Opponent | Score |
| 1 | H | UCLA | 3 2 | 39 | A | Wake Forest | 4 1 | 75 | H | San Diego St. | 4 3 | 138 | H | Gonzaga | 1 0 |
| 6 | A | Washington | 2 3 | 40 | A | Oregon St. | 2 6 | 80 | H | Delaware | 4 2 | 151 | H | SIUE | 2 1 |
| 7 | A | Stanford | 1 1 | | | | | 90 | A | Santa Clara | 4 0 | 153 | H | Cleveland St. | 6 1 |
| 14 | A | North Carolina | 1 3 | | | | | | | | | | | | |
| <hr/> | | | | | | | | | | | | | | | |
| LAST 10 GAMES | | | | | | | | | | | | | | | |
| | | 7 A Stanford | 1 1 | | | 90 A Santa Clara | 4 0 | | | 151 H SIUE | 2 1 | | | | |
| | | 75 H San Diego St. | 4 3 | | | 151 H SIUE | 2 1 | | | 80 H Delaware | 4 2 | | | | |
| | | 1 H UCLA | 3 2 | | | 80 H Delaware | 4 2 | | | 138 H Gonzaga | 1 0 | | | | |
| | | 40 A Oregon St. | 2 6 | | | 138 H Gonzaga | 1 0 | | | 153 H Cleveland St. | 6 1 | | | | |
| | | 6 A Washington | 2 3 | | | 153 H Cleveland St. | 6 1 | | | | | | | | |

Non-Div. I Games:

California

| Average RPI Win: 86 | | WON-LOST RECORD | | WINNING PCT. RANK | | LAST 10 GAMES | | STRENGTH OF SCHEDULE | | OPP. STRENGTH OF SCHEDULE | | TEAM RPI | | ADJ RPI | | CONF. RPI | | ADJ CONF. RPI | |
|---------------------|---|-----------------|--|-------------------|---|----------------|---|----------------------|--|---------------------------|---|----------|---|--------------------|--|-----------|---|---------------|--|
| DIV. I ONLY | | 11-4-0 | | .73333 14 | | 7-3-0 | | 37 | | 15 | | 11 | | .60384 14 | | 3 | | 3 | |
| DIV. I NON-CONF. | | 6-2-0 | | .75 17 | | 3-1-0 | | 32 | | 18 | | 7 | | .61033 10 | | 3 | | 3 | |
| TOTALS | | RPI 1-25 | | RPI 26-50 | | W-L RECORDS | | RPI 51-100 | | RPI 101-150 | | RPI 150+ | | | | | | | |
| 11-4-0 | | 2-2-0 | | 2-1-0 | | OVERALL | | 3-1-0 | | 2-0-0 | | 2-0-0 | | | | | | | |
| 6-1-0 | | 2-1-0 | | 0-0-0 | | HOME | | 1-0-0 | | 1-0-0 | | 2-0-0 | | | | | | | |
| 5-3-0 | | 0-1-0 | | 2-1-0 | | AWAY | | 2-1-0 | | 1-0-0 | | 0-0-0 | | | | | | | |
| 0-0-0 | | 0-0-0 | | 0-0-0 | | NEUTRAL | | 0-0-0 | | 0-0-0 | | 0-0-0 | | | | | | | |
| 6-2-0 | | 1-1-0 | | 1-1-0 | | NON-CONFERENCE | | 1-0-0 | | 2-0-0 | | 1-0-0 | | | | | | | |
| 3-1-0 | | 1-1-0 | | 0-0-0 | | HOME | | 0-0-0 | | 1-0-0 | | 1-0-0 | | | | | | | |
| 3-1-0 | | 0-0-0 | | 1-0- | | AWAY | | 1-0-0 | | 1-0-0 | | 0-0-0 | | | | | | | |
| 0-0-0 | | 0-0-0 | | 0-0-0 | | NEUTRAL | | 0-0-0 | | 0-0-0 | | 0-0-0 | | | | | | | |
| 5-2-0 | | 1-1-0 | | 1-0-0 | | CONFERENCE | | 2-1-0 | | 0-0-0 | | 1-0-0 | | | | | | | |
| 3-0-0 | | 1-0-0 | | 0-0-0 | | HOME | | 1-0-0 | | 0-0-0 | | 1-0-0 | | | | | | | |
| 2-2-0 | | 0-1-0 | | 1-0-0 | | AWAY | | 1-1-0 | | 0-0-0 | | 0-0-0 | | | | | | | |
| 0-0-0 | | 0-0-0 | | 0-0-0 | | NEUTRAL | | 0-0-0 | | 0-0-0 | | 0-0-0 | | | | | | | |
| RPI | S | Opponent | | Score | | RPI | S | Opponent | | Score | | RPI | S | Opponent | | Score | | | |
| 1 | H | UCLA | | 0 | 1 | 29 | A | UNCW | | 3 | 4 | 64 | A | Duke | | 1 | 2 | | |
| 3 | A | Notre Dame | | 0 | 2 | 43 | A | Old Dominion | | 1 | 0 | 72 | H | Virginia Tech | | 5 | 0 | | |
| 13 | H | California | | 3 | 1 | 46 | A | Boston College | | 2 | 0 | 77 | A | North Carolina St. | | 1 | 0 | | |
| 16 | H | Clemson | | 3 | 2 | | | | | | | 100 | A | William & Mary | | 2 | 0 | | |
| | | | | | | | | | | | | | | | | | | | |
| | | | | | | | | | | | | | | | | | | | |
| | | | | | | | | | | | | | | | | | | | |
| | | | | | | | | | | | | | | | | | | | |
| | | | | | | | | | | | | | | | | | | | |
| | | | | | | | | | | | | | | | | | | | |
| | | | | | | | | | | | | | | | | | | | |
| | | | | | | | | | | | | | | | | | | | |
| | | | | | | | | | | | | | | | | | | | |
| | | | | | | | | | | | | | | | | | | | |
| | | | | | | | | | | | | | | | | | | | |
| | | | | | | | | | | | | | | | | | | | |
| | | | | | | | | | | | | | | | | | | | |
| | | | | | | | | | | | | | | | | | | | |
| | | | | | | | | | | | | | | | | | | | |
| | | | | | | | | | | | | | | | | | | | |
| | | | | | | | | | | | | | | | | | | | |
| | | | | | | | | | | | | | | | | | | | |
| | | | | | | | | | | | | | | | | | | | |
| | | | | | | | | | | | | | | | | | | | |
| | | | | | | | | | | | | | | | | | | | |
| | | | | | | | | | | | | | | | | | | | |
| | | | | | | | | | | | | | | | | | | | |
| | | | | | | | | | | | | | | | | | | | |
| | | | | | | | | | | | | | | | | | | | |
| | | | | | | | | | | | | | | | | | | | |
| | | | | | | | | | | | | | | | | | | | |
| | | | | | | | | | | | | | | | | | | | |
| | | | | | | | | | | | | | | | | | | | |
| | | | | | | | | | | | | | | | | | | | |
| | | | | | | | | | | | | | | | | | | | |
| | | | | | | | | | | | | | | | | | | | |
| | | | | | | | | | | | | | | | | | | | |
| | | | | | | | | | | | | | | | | | | | |
| | | | | | | | | | | | | | | | | | | | |
| | | | | | | | | | | | | | | | | | | | |
| | | | | | | | | | | | | | | | | | | | |
| | | | | | | | | | | | | | | | | | | | |
| | | | | | | | | | | | | | | | | | | | |
| | | | | | | | | | | | | | | | | | | | |
| | | | | | | | | | | | | | | | | | | | |
| | | | | | | | | | | | | | | | | | | | |
| | | | | | | | | | | | | | | | | | | | |
| | | | | | | | | | | | | | | | | | | | |

Non-Div. I Games:

North Carolina

[illegible]

Non-Div. I Games:

Michigan St.

| Average RPI Win: 69 | | WON-LOST RECORD | | WINNING PCT. RANK | | LAST 10 GAMES | | STRENGTH OF SCHEDULE | | OPP. STRENGTH OF SCHEDULE | | TEAM RPI | | ADJ RPI | | CONF. RPI | | ADJ CONF. RPI | |
|---------------------|---|-----------------|--|-------------------|--|----------------|---|----------------------|--|---------------------------|--|----------|---|----------------|--|-----------|--|---------------|--|
| DIV. I ONLY | | 8-6-1 | | .56667 83 | | 6-3-1 | | 5 | | 19 | | 21 | | .59544 16 | | 3 | | 3 | |
| DIV. I NON-CONF. | | 4-4-0 | | .5 101 | | 3-1-0 | | 12 | | 33 | | 32 | | .58118 28 | | 3 | | 3 | |
| TOTALS | | RPI 1-25 | | RPI 26-50 | | W-L RECORDS | | RPI 51-100 | | RPI 101-150 | | RPI 150+ | | | | | | | |
| 8-6-1 | | 2-4-1 | | 3-0-0 | | OVERALL | | 1-2-0 | | 0-0-0 | | 2-0-0 | | | | | | | |
| 5-2-0 | | 1-2-0 | | 2-0-0 | | HOME | | 1-0-0 | | 0-0-0 | | 1-0-0 | | | | | | | |
| 3-3-1 | | 1-1-1 | | 1-0-0 | | AWAY | | 0-2-0 | | 0-0-0 | | 1-0-0 | | | | | | | |
| 0-1-0 | | 0-1-0 | | 0-0-0 | | NEUTRAL | | 0-0-0 | | 0-0-0 | | 0-0-0 | | | | | | | |
| 4-4-0 | | 1-2-0 | | 1-0-0 | | NON-CONFERENCE | | 1-2-0 | | 0-0-0 | | 1-0-0 | | | | | | | |
| 3-1-0 | | 0-1-0 | | 1-0-0 | | HOME | | 1-0-0 | | 0-0-0 | | 1-0-0 | | | | | | | |
| 1-2-0 | | 1-0-0 | | 0-0- | | AWAY | | 0-2-0 | | 0-0-0 | | 0-0-0 | | | | | | | |
| 0-1-0 | | 0-1-0 | | 0-0-0 | | NEUTRAL | | 0-0-0 | | 0-0-0 | | 0-0-0 | | | | | | | |
| 4-2-1 | | 1-2-1 | | 2-0-0 | | CONFERENCE | | 0-0-0 | | 0-0-0 | | 1-0-0 | | | | | | | |
| 2-1-0 | | 1-1-0 | | 1-0-0 | | HOME | | 0-0-0 | | 0-0-0 | | 0-0-0 | | | | | | | |
| 2-1-1 | | 0-1-1 | | 1-0-0 | | AWAY | | 0-0-0 | | 0-0-0 | | 1-0-0 | | | | | | | |
| 0-0-0 | | 0-0-0 | | 0-0-0 | | NEUTRAL | | 0-0-0 | | 0-0-0 | | 0-0-0 | | | | | | | |
| RPI | S | Opponent | | Score | | RPI | S | Opponent | | Score | | RPI | S | Opponent | | Score | | | |
| 4 | H | Syracuse | | 0 1 | | 32 | H | Coastal Caro. | | 2 1 | | 53 | H | Radford | | 1 0 | | | |
| 5 | H | Charlotte | | 0 1 | | 39 | H | Wake Forest | | 3 1 | | 75 | A | San Diego St. | | 1 2 | | | |
| 10 | A | Providence | | 2 1 | | 46 | A | Boston College | | 2 0 | | 98 | A | South Carolina | | 1 2 | | | |
| 11 | H | Virginia | | 2 1 | | | | | | | | | | | | | | | |
| 12 | N | UC Irvine | | 1 2 | | | | | | | | | | | | | | | |
| 14 | A | North Carolina | | 2 3 | | | | | | | | | | | | | | | |
| 18 | A | Louisville | | 0 0 | | | | | | | | | | | | | | | |
| LAST 10 GAMES | | | | | | | | | | | | | | | | | | | |
| 18 | A | Louisville | | 0 0 | | 14 | A | North Carolina | | 2 3 | | | | | | | | | |
| 32 | H | Coastal Caro. | | 2 1 | | 39 | H | Wake Forest | | 3 1 | | | | | | | | | |
| 11 | H | Virginia | | 2 1 | | 4 | H | Syracuse | | 0 1 | | | | | | | | | |
| 164 | A | Pittsburgh | | 2 0 | | 194 | H | Gardner-Webb | | 6 0 | | | | | | | | | |
| 5 | H | Charlotte | | 0 1 | | 10 | A | Providence | | 2 1 | | | | | | | | | |

Non-Div. I Games:

Clemson

| Average RPI Win: | | 80 | WON-LOST RECORD | | WINNING PCT. RANK | | LAST 10 GAMES | | STRENGTH OF SCHEDULE | | OPP. STRENGTH OF SCHEDULE | | TEAM RPI | ADJ RPI | CONF. RPI | ADJ CONF. RPI | |
|------------------|---|-----------|-----------------|-----------|-------------------|----------------|---------------|---------------|----------------------|-------------|---------------------------|----------|----------|--------------|-----------|---------------|---|
| DIV. I ONLY | | | 10-3-1 | | .75 | | 10 | | 42 | | 14 | | 12 | .59446 | 17 | 5 | |
| DIV. I NON-CONF. | | | 7-1-1 | | .83333 | | 9 | | 53 | | 5 | | 13 | .59478 | 17 | 5 | |
| TOTALS | | RPI 1-25 | | RPI 26-50 | | W-L RECORDS | | RPI 51-100 | | RPI 101-150 | | RPI 150+ | | | | | |
| 10-3-1 | | 0-3-0 | | 3-0-0 | | OVERALL | | 4-0-0 | | 2-0-1 | | 1-0-0 | | | | | |
| 7-1-1 | | 0-1-0 | | 3-0-0 | | HOME | | 2-0-0 | | 2-0-1 | | 0-0-0 | | | | | |
| 3-2-0 | | 0-2-0 | | 0-0-0 | | AWAY | | 2-0-0 | | 0-0-0 | | 1-0-0 | | | | | |
| 0-0-0 | | 0-0-0 | | 0-0-0 | | NEUTRAL | | 0-0-0 | | 0-0-0 | | 0-0-0 | | | | | |
| 7-1-1 | | 0-1-0 | | 2-0-0 | | NON-CONFERENCE | | 3-0-0 | | 2-0-1 | | 0-0-0 | | | | | |
| 5-1-1 | | 0-1-0 | | 2-0-0 | | HOME | | 1-0-0 | | 2-0-1 | | 0-0-0 | | | | | |
| 2-0-0 | | 0-0-0 | | 0-0- | | AWAY | | 2-0-0 | | 0-0-0 | | 0-0-0 | | | | | |
| 0-0-0 | | 0-0-0 | | 0-0-0 | | NEUTRAL | | 0-0-0 | | 0-0-0 | | 0-0-0 | | | | | |
| 3-2-0 | | 0-2-0 | | 1-0-0 | | CONFERENCE | | 1-0-0 | | 0-0-0 | | 1-0-0 | | | | | |
| 2-0-0 | | 0-0-0 | | 1-0-0 | | HOME | | 1-0-0 | | 0-0-0 | | 0-0-0 | | | | | |
| 1-2-0 | | 0-2-0 | | 0-0-0 | | AWAY | | 0-0-0 | | 0-0-0 | | 1-0-0 | | | | | |
| 0-0-0 | | 0-0-0 | | 0-0-0 | | NEUTRAL | | 0-0-0 | | 0-0-0 | | 0-0-0 | | | | | |
| RPI | S | Opponent | | Score | | RPI | S | Opponent | | Score | | RPI | S | Opponent | | Score | |
| 1 | H | UCLA | | 1 | 2 | 28 | H | Akron | | 1 | 0 | 52 | A | CSUN | | 1 | 0 |
| 5 | A | Charlotte | | 0 | 2 | 34 | H | West Virginia | | 6 | 1 | 60 | A | San Diego | | 2 | 0 |
| 25 | A | Kentucky | | 0 | 1 | 43 | H | Old Dominion | | 4 | 0 | 69 | H | Missouri St. | | 2 | 0 |
| | | | | | | | | | | | | 85 | H | FIU | | 2 | 0 |
| | | | | | | | | | | | | | | | | | |
| | | | | | | | | | | | | | | | | | |
| | | | | | | | | | | | | | | | | | |
| | | | | | | | | | | | | | | | | | |
| | | | | | | | | | | | | | | | | | |
| | | | | | | | | | | | | | | | | | |
| | | | | | | | | | | | | | | | | | |
| | | | | | | | | | | | | | | | | | |
| | | | | | | | | | | | | | | | | | |
| | | | | | | | | | | | | | | | | | |
| | | | | | | | | | | | | | | | | | |
| | | | | | | | | | | | | | | | | | |
| | | | | | | | | | | | | | | | | | |
| | | | | | | | | | | | | | | | | | |
| | | | | | | | | | | | | | | | | | |
| | | | | | | | | | | | | | | | | | |
| | | | | | | | | | | | | | | | | | |
| | | | | | | | | | | | | | | | | | |
| | | | | | | | | | | | | | | | | | |
| | | | | | | | | | | | | | | | | | |
| | | | | | | | | | | | | | | | | | |
| | | | | | | | | | | | | | | | | | |
| | | | | | | | | | | | | | | | | | |
| | | | | | | | | | | | | | | | | | |
| | | | | | | | | | | | | | | | | | |
| | | | | | | | | | | | | | | | | | |
| | | | | | | | | | | | | | | | | | |
| | | | | | | | | | | | | | | | | | |
| | | | | | | | | | | | | | | | | | |
| | | | | | | | | | | | | | | | | | |
| | | | | | | | | | | | | | | | | | |
| | | | | | | | | | | | | | | | | | |
| | | | | | | | | | | | | | | | | | |
| | | | | | | | | | | | | | | | | | |
| | | | | | | | | | | | | | | | | | |
| | | | | | | | | | | | | | | | | | |
| | | | | | | | | | | | | | | | | | |
| | | | | | | | | | | | | | | | | | |
| | | | | | | | | | | | | | | | | | |
| | | | | | | | | | | | | | | | | | |
| | | | | | | | | | | | | | | | | | |
| | | | | | | | | | | | | | | | | | |
| | | | | | | | | | | | | | | | | | |
| | | | | | | | | | | | | | | | | | |
| | | | | | | | | | | | | | | | | | |
| | | | | | | | | | | | | | | | | | |
| | | | | | | | | | | | | | | | | | |
| | | | | | | | | | | | | | | | | | |
| | | | | | | | | | | | | | | | | | |
| | | | | | | | | | | | | | | | | | |
| | | | | | | | | | | | | | | | | | |

Non-Div. I Games:

New Mexico

| Average RPI Win: 73 | | WON-LOST RECORD | | WINNING PCT. RANK | | LAST 10 GAMES | | STRENGTH OF SCHEDULE | | OPP. STRENGTH OF SCHEDULE | | TEAM RPI | | ADJ RPI | | CONF. RPI | | ADJ CONF. RPI | | | | | |
|----------------------|---|-----------------|--|-------------------|---|----------------|---|----------------------|--|---------------------------|---|----------|---|--------------------|--|-----------|---|---------------|---|------------|--|-------|---|
| Average RPI Loss: 26 | | | | | | | | | | | | | | | | | | | | | | | |
| DIV. I ONLY | | 8-5-2 | | .6 67 | | 5-4-1 | | 11 | | 5 | | 18 | | .59286 18 | | 3 | | 3 | | | | | |
| DIV. I NON-CONF. | | 4-3-1 | | .5625 80 | | 3-2-0 | | 3 | | 7 | | 12 | | .60322 12 | | 3 | | 3 | | | | | |
| TOTALS | | RPI 1-25 | | RPI 26-50 | | W-L RECORDS | | RPI 51-100 | | RPI 101-150 | | RPI 150+ | | | | | | | | | | | |
| 8-5-2 | | 3-4-1 | | 1-0-1 | | OVERALL | | 1-1-0 | | 2-0-0 | | 1-0-0 | | | | | | | | | | | |
| 6-2-2 | | 2-2-1 | | 0-0-1 | | HOME | | 1-0-0 | | 2-0-0 | | 1-0-0 | | | | | | | | | | | |
| 2-3-0 | | 1-2-0 | | 1-0-0 | | AWAY | | 0-1-0 | | 0-0-0 | | 0-0-0 | | | | | | | | | | | |
| 0-0-0 | | 0-0-0 | | 0-0-0 | | NEUTRAL | | 0-0-0 | | 0-0-0 | | 0-0-0 | | | | | | | | | | | |
| 4-3-1 | | 2-3-0 | | 0-0-1 | | NON-CONFERENCE | | 0-0-0 | | 2-0-0 | | 0-0-0 | | | | | | | | | | | |
| 3-2-1 | | 1-2-0 | | 0-0-1 | | HOME | | 0-0-0 | | 2-0-0 | | 0-0-0 | | | | | | | | | | | |
| 1-1-0 | | 1-1-0 | | 0-0- | | AWAY | | 0-0-0 | | 0-0-0 | | 0-0-0 | | | | | | | | | | | |
| 0-0-0 | | 0-0-0 | | 0-0-0 | | NEUTRAL | | 0-0-0 | | 0-0-0 | | 0-0-0 | | | | | | | | | | | |
| 4-2-1 | | 1-1-1 | | 1-0-0 | | CONFERENCE | | 1-1-0 | | 0-0-0 | | 1-0-0 | | | | | | | | | | | |
| 3-0-1 | | 1-0-1 | | 0-0-0 | | HOME | | 1-0-0 | | 0-0-0 | | 1-0-0 | | | | | | | | | | | |
| 1-2-0 | | 0-1-0 | | 1-0-0 | | AWAY | | 0-1-0 | | 0-0-0 | | 0-0-0 | | | | | | | | | | | |
| 0-0-0 | | 0-0-0 | | 0-0-0 | | NEUTRAL | | 0-0-0 | | 0-0-0 | | 0-0-0 | | | | | | | | | | | |
| RPI | S | Opponent | | Score | | RPI | S | Opponent | | Score | | RPI | S | Opponent | | Score | | RPI | S | Opponent | | Score | |
| 2 | H | Indiana | | 0 | 3 | 46 | A | Boston College | | 3 | 2 | 64 | H | Duke | | 5 | 0 | 110 | H | FGCU | | 2 | 1 |
| 3 | A | Notre Dame | | 2 | 3 | 50 | H | Cornell | | 0 | 0 | 77 | A | North Carolina St. | | 1 | 2 | 150 | H | Evansville | | 3 | 0 |
| 4 | H | Syracuse | | 2 | 1 | | | | | | | | | | | | | 164 | H | Pittsburgh | | 4 | 1 |
| 16 | H | Clemson | | 0 | 0 | | | | | | | | | | | | | | | | | | |
| 22 | H | Ohio St. | | 0 | 1 | | | | | | | | | | | | | | | | | | |
| 23 | H | Maryland | | 1 | 0 | | | | | | | | | | | | | | | | | | |
| 24 | A | Saint Louis | | 0 | 1 | | | | | | | | | | | | | | | | | | |
| 25 | A | Kentucky | | 2 | 1 | | | | | | | | | | | | | | | | | | |
| LAST 10 GAMES | | | | | | | | | | | | | | | | | | | | | | | |
| 16 | H | Clemson | | 0 | 0 | 2 | H | Indiana | | 0 | 3 | | | | | | | | | | | | |
| 150 | H | Evansville | | 3 | 0 | 77 | A | North Carolina St. | | 1 | 2 | | | | | | | | | | | | |
| 4 | H | Syracuse | | 2 | 1 | 22 | H | Ohio St. | | 0 | 1 | | | | | | | | | | | | |
| 110 | H | FGCU | | 2 | 1 | 164 | H | Pittsburgh | | 4 | 1 | | | | | | | | | | | | |
| 3 | A | Notre Dame | | 2 | 3 | 25 | A | Kentucky | | 2 | 1 | | | | | | | | | | | | |

Non-Div. I Games:

Louisville

| Average RPI Win: 84 | | WON-LOST | WINNING | LAST 10 | STRENGTH OF | OPP. STRENGTH | TEAM | ADJ | CONF. | ADJ CONF. | | | | | | | |
|----------------------|---|--------------|-----------|-----------|-------------|----------------|------|---------------|--------|-------------|---|----------|---|--------------------|--|-------|--|
| Average RPI Loss: 24 | | RECORD | PCT. RANK | GAMES | SCHEDULE | OF SCHEDULE | RPI | RPI | RPI | RPI | | | | | | | |
| DIV. I ONLY | | 11-3-1 | .76667 | 7 | 7-3-0 | 75 | 8 | 16 | .59257 | 19 | 2 | 2 | | | | | |
| DIV. I NON-CONF. | | 6-1-1 | .8125 | 12 | 3-1-0 | 99 | 51 | 37 | .56672 | 37 | 1 | 1 | | | | | |
| <hr/> | | | | | | | | | | | | | | | | | |
| TOTALS | | RPI 1-25 | | RPI 26-50 | | W-L RECORDS | | RPI 51-100 | | RPI 101-150 | | RPI 150+ | | | | | |
| 11-3-1 | | 2-2-0 | | 0-1-0 | | OVERALL | | 6-0-0 | | 2-0-1 | | 1-0-0 | | | | | |
| 8-2-0 | | 1-1-0 | | 0-1-0 | | HOME | | 5-0-0 | | 1-0-0 | | 1-0-0 | | | | | |
| 3-1-1 | | 1-1-0 | | 0-0-0 | | AWAY | | 1-0-0 | | 1-0-1 | | 0-0-0 | | | | | |
| 0-0-0 | | 0-0-0 | | 0-0-0 | | NEUTRAL | | 0-0-0 | | 0-0-0 | | 0-0-0 | | | | | |
| 6-1-1 | | 0-0-0 | | 0-1-0 | | NON-CONFERENCE | | 4-0-0 | | 1-0-1 | | 1-0-0 | | | | | |
| 5-1-0 | | 0-0-0 | | 0-1-0 | | HOME | | 4-0-0 | | 0-0-0 | | 1-0-0 | | | | | |
| 1-0-1 | | 0-0-0 | | 0-0- | | AWAY | | 0-0-0 | | 1-0-1 | | 0-0-0 | | | | | |
| 0-0-0 | | 0-0-0 | | 0-0-0 | | NEUTRAL | | 0-0-0 | | 0-0-0 | | 0-0-0 | | | | | |
| 5-2-0 | | 2-2-0 | | 0-0-0 | | CONFERENCE | | 2-0-0 | | 1-0-0 | | 0-0-0 | | | | | |
| 3-1-0 | | 1-1-0 | | 0-0-0 | | HOME | | 1-0-0 | | 1-0-0 | | 0-0-0 | | | | | |
| 2-1-0 | | 1-1-0 | | 0-0-0 | | AWAY | | 1-0-0 | | 0-0-0 | | 0-0-0 | | | | | |
| 0-0-0 | | 0-0-0 | | 0-0-0 | | NEUTRAL | | 0-0-0 | | 0-0-0 | | 0-0-0 | | | | | |
| RPI | S | Opponent | | Score | | RPI | S | Opponent | | Score | | RPI | S | Opponent | | Score | |
| 2 | A | Indiana | | 1 0 | | 34 | H | West Virginia | | 1 2 | | 66 | H | St. John's (NY) | | 3 0 | |
| 15 | H | Michigan St. | | 0 2 | | | | | | | | 71 | H | Oakland | | 1 0 | |
| 22 | H | Ohio St. | | 1 0 | | | | | | | | 73 | H | Rutgers | | 1 0 | |
| 23 | A | Maryland | | 0 4 | | | | | | | | 76 | A | Michigan | | 1 0 | |
| | | | | | | | | | | | | 82 | H | Saint Francis (PA) | | 3 0 | |
| | | | | | | | | | | | | 83 | H | Penn | | 6 2 | |
| | | | | | | | | | | | | | | | | | |
| | | | | | | | | | | | | | | | | | |
| | | | | | | | | | | | | | | | | | |
| | | | | | | | | | | | | | | | | | |
| | | | | | | | | | | | | | | | | | |
| | | | | | | | | | | | | | | | | | |
| | | | | | | | | | | | | | | | | | |
| | | | | | | | | | | | | | | | | | |
| | | | | | | | | | | | | | | | | | |
| | | | | | | | | | | | | | | | | | |
| | | | | | | | | | | | | | | | | | |
| | | | | | | | | | | | | | | | | | |
| | | | | | | | | | | | | | | | | | |
| | | | | | | | | | | | | | | | | | |
| | | | | | | | | | | | | | | | | | |
| | | | | | | | | | | | | | | | | | |
| | | | | | | | | | | | | | | | | | |
| | | | | | | | | | | | | | | | | | |
| | | | | | | | | | | | | | | | | | |
| | | | | | | | | | | | | | | | | | |
| | | | | | | | | | | | | | | | | | |
| | | | | | | | | | | | | | | | | | |
| | | | | | | | | | | | | | | | | | |
| | | | | | | | | | | | | | | | | | |
| | | | | | | | | | | | | | | | | | |
| | | | | | | | | | | | | | | | | | |
| | | | | | | | | | | | | | | | | | |
| | | | | | | | | | | | | | | | | | |
| | | | | | | | | | | | | | | | | | |
| | | | | | | | | | | | | | | | | | |
| | | | | | | | | | | | | | | | | | |
| | | | | | | | | | | | | | | | | | |
| | | | | | | | | | | | | | | | | | |
| | | | | | | | | | | | | | | | | | |
| | | | | | | | | | | | | | | | | | |
| | | | | | | | | | | | | | | | | | |
| | | | | | | | | | | | | | | | | | |
| | | | | | | | | | | | | | | | | | |
| | | | | | | | | | | | | | | | | | |
| | | | | | | | | | | | | | | | | | |
| | | | | | | | | | | | | | | | | | |
| | | | | | | | | | | | | | | | | | |

Non-Div. I Games:

Penn St.

| Average RPI Win: | 82 | WON-LOST RECORD | | WINNING PCT. RANK | | LAST 10 GAMES | | STRENGTH OF SCHEDULE | | OPP. STRENGTH OF SCHEDULE | | TEAM RPI | | ADJ RPI | | CONF. RPI | | ADJ CONF. RPI | | | | | |
|---------------------|----|-----------------|--|-------------------|----|----------------|---|----------------------|--|---------------------------|---|----------|---|-------------------|----|-----------|---|---------------|---|---------------|--|-------|---|
| DIV. I ONLY | | 7-2-5 | | .67857 | 31 | 5-2-3 | | 20 | | 4 | | 22 | | .59219 | 20 | 2 | | 2 | | | | | |
| DIV. I NON-CONF. | | 5-1-2 | | .75 | 17 | 3-1-0 | | 34 | | 44 | | 33 | | .57247 | 35 | 1 | | 1 | | | | | |
| <hr/> | | | | | | | | | | | | | | | | | | | | | | | |
| TOTALS | | RPI 1-25 | | RPI 26-50 | | W-L RECORDS | | RPI 51-100 | | RPI 101-150 | | RPI 150+ | | | | | | | | | | | |
| 7-2-5 | | 1-2-2 | | 1-0-0 | | OVERALL | | 2-0-3 | | 3-0-0 | | 0-0-0 | | | | | | | | | | | |
| 5-0-1 | | 1-0-0 | | 1-0-0 | | HOME | | 1-0-1 | | 2-0-0 | | 0-0-0 | | | | | | | | | | | |
| 2-2-3 | | 0-2-2 | | 0-0-0 | | AWAY | | 1-0-1 | | 1-0-0 | | 0-0-0 | | | | | | | | | | | |
| 0-0-1 | | 0-0-0 | | 0-0-0 | | NEUTRAL | | 0-0-1 | | 0-0-0 | | 0-0-0 | | | | | | | | | | | |
| 5-1-2 | | 0-1-0 | | 1-0-0 | | NON-CONFERENCE | | 1-0-2 | | 3-0-0 | | 0-0-0 | | | | | | | | | | | |
| 4-0-0 | | 0-0-0 | | 1-0-0 | | HOME | | 1-0-0 | | 2-0-0 | | 0-0-0 | | | | | | | | | | | |
| 1-1-1 | | 0-1-0 | | 0-0- | | AWAY | | 0-0-1 | | 1-0-0 | | 0-0-0 | | | | | | | | | | | |
| 0-0-1 | | 0-0-0 | | 0-0-0 | | NEUTRAL | | 0-0-1 | | 0-0-0 | | 0-0-0 | | | | | | | | | | | |
| 2-1-3 | | 1-1-2 | | 0-0-0 | | CONFERENCE | | 1-0-1 | | 0-0-0 | | 0-0-0 | | | | | | | | | | | |
| 1-0-1 | | 1-0-0 | | 0-0-0 | | HOME | | 0-0-1 | | 0-0-0 | | 0-0-0 | | | | | | | | | | | |
| 1-1-2 | | 0-1-2 | | 0-0-0 | | AWAY | | 1-0-0 | | 0-0-0 | | 0-0-0 | | | | | | | | | | | |
| 0-0-0 | | 0-0-0 | | 0-0-0 | | NEUTRAL | | 0-0-0 | | 0-0-0 | | 0-0-0 | | | | | | | | | | | |
| RPI | S | Opponent | | Score | | RPI | S | Opponent | | Score | | RPI | S | Opponent | | Score | | RPI | S | Opponent | | Score | |
| 2 | A | Indiana | | 1 | 1 | 37 | H | Valparaiso | | 1 | 0 | 54 | H | Hofstra | | 3 | 0 | 108 | H | Quinnipiac | | 2 | 0 |
| 3 | A | Notre Dame | | 0 | 1 | | | | | | | 59 | A | UC Santa Barbara | | 1 | 1 | 132 | H | DePaul | | 1 | 0 |
| 15 | A | Michigan St. | | 1 | 1 | | | | | | | 67 | N | Cal St. Fullerton | | 0 | 0 | 145 | A | Northern Ill. | | 2 | 0 |
| 22 | A | Ohio St. | | 0 | 2 | | | | | | | 73 | A | Rutgers | | 2 | 0 | | | | | | |
| 23 | H | Maryland | | 3 | 2 | | | | | | | 76 | H | Michigan | | 0 | 0 | | | | | | |
| <hr/> | | | | | | | | | | | | | | | | | | | | | | | |
| LAST 10 GAMES | | | | | | | | | | | | | | | | | | | | | | | |
| 15 A Michigan St. | | | | | | 1 | 1 | 2 A Indiana | | | | | | 1 | 1 | | | | | | | | |
| 73 A Rutgers | | | | | | 2 | 0 | 132 H DePaul | | | | | | 1 | 0 | | | | | | | | |
| 3 A Notre Dame | | | | | | 0 | 1 | 76 H Michigan | | | | | | 0 | 0 | | | | | | | | |
| 145 A Northern Ill. | | | | | | 2 | 0 | 37 H Valparaiso | | | | | | 1 | 0 | | | | | | | | |
| 23 H Maryland | | | | | | 3 | 2 | 22 A Ohio St. | | | | | | 0 | 2 | | | | | | | | |

Non-Div. I Games:

Northwestern

| Average RPI Win: 101 | | WON-LOST | WINNING | LAST 10 | STRENGTH OF | OPP. STRENGTH | TEAM | ADJ | CONF. | ADJ CONF. | | |
|----------------------|---|------------|-----------|---------|----------------|------------------|------------|-----|-------------|-----------------|----------|----------------------|
| Average RPI Loss: 86 | | RECORD | PCT. RANK | GAMES | SCHEDULE | OF SCHEDULE | RPI | RPI | RPI | RPI | | |
| DIV. I ONLY | | 10-3-2 | .73333 | 14 | 7-1-2 | 38 | 61 | 20 | .59188 | 21 | 4 | 4 |
| DIV. I NON-CONF. | | 6-3-0 | .66667 | 41 | 3-1-0 | 80 | 132 | 40 | .56109 | 42 | 4 | 4 |
| <hr/> | | | | | | | | | | | | |
| TOTALS | | RPI 1-25 | RPI 26-50 | | W-L RECORDS | | RPI 51-100 | | RPI 101-150 | | RPI 150+ | |
| 10-3-2 | | 0-1-2 | 3-0-0 | | OVERALL | | 2-0-0 | | 3-2-0 | | 2-0-0 | |
| 6-1-1 | | 0-0-1 | 2-0-0 | | HOME | | 1-0-0 | | 1-1-0 | | 2-0-0 | |
| 4-2-1 | | 0-1-1 | 1-0-0 | | AWAY | | 1-0-0 | | 2-1-0 | | 0-0-0 | |
| 0-0-0 | | 0-0-0 | 0-0-0 | | NEUTRAL | | 0-0-0 | | 0-0-0 | | 0-0-0 | |
| 6-3-0 | | 0-1-0 | 2-0-0 | | NON-CONFERENCE | | 0-0-0 | | 2-2-0 | | 2-0-0 | |
| 4-1-0 | | 0-0-0 | 2-0-0 | | HOME | | 0-0-0 | | 0-1-0 | | 2-0-0 | |
| 2-2-0 | | 0-1-0 | 0-0- | | AWAY | | 0-0-0 | | 2-1-0 | | 0-0-0 | |
| 0-0-0 | | 0-0-0 | 0-0-0 | | NEUTRAL | | 0-0-0 | | 0-0-0 | | 0-0-0 | |
| 4-0-2 | | 0-0-2 | 1-0-0 | | CONFERENCE | | 2-0-0 | | 1-0-0 | | 0-0-0 | |
| 2-0-1 | | 0-0-1 | 0-0-0 | | HOME | | 1-0-0 | | 1-0-0 | | 0-0-0 | |
| 2-0-1 | | 0-0-1 | 1-0-0 | | AWAY | | 1-0-0 | | 0-0-0 | | 0-0-0 | |
| 0-0-0 | | 0-0-0 | 0-0-0 | | NEUTRAL | | 0-0-0 | | 0-0-0 | | 0-0-0 | |
| RPI | S | Opponent | Score | RPI | S | Opponent | Score | RPI | S | Opponent | Score | |
| 9 | H | Creighton | 1 1 | 44 | A | Marquette | 1 0 | 66 | H | St. John's (NY) | 1 0 | 105 H Lipscomb 2 3 |
| 10 | A | Providence | 0 0 | 47 | H | Loyola Marymount | 2 0 | 68 | A | Seton Hall | 3 1 | 122 A Bucknell 1 0 |
| 25 | A | Kentucky | 0 1 | 50 | H | Cornell | 1 0 | | | | | 127 A Wisconsin 0 4 |
| | | | | | | | | | | | | 132 H DePaul 2 0 |
| | | | | | | | | | | | | 144 A Bradley 4 2 |
| | | | | | | | | | | | | 164 H Pittsburgh 2 1 |
| | | | | | | | | | | | | 174 H Cincinnati 3 0 |
| <hr/> | | | | | | | | | | | | |
| LAST 10 GAMES | | | | | | | | | | | | |
| 44 | A | Marquette | 1 0 | 10 | A | Providence | 0 0 | | | | | |
| 9 | H | Creighton | 1 1 | 66 | H | St. John's (NY) | 1 0 | | | | | |
| 132 | H | DePaul | 2 0 | 47 | H | Loyola Marymount | 2 0 | | | | | |
| 68 | A | Seton Hall | 3 1 | 122 | A | Bucknell | 1 0 | | | | | |
| 164 | H | Pittsburgh | 2 1 | 25 | A | Kentucky | 0 1 | | | | | |

Non-Div. I Games:

Xavier

| Average RPI Win: 57 | | WON-LOST RECORD | | WINNING PCT. RANK | | LAST 10 GAMES | | STRENGTH OF SCHEDULE | | OPP. STRENGTH OF SCHEDULE | | TEAM RPI | | ADJ RPI | | CONF. RPI | | ADJ CONF. RPI | |
|---------------------|---|-----------------|--|-------------------|---|----------------|---|----------------------|--|---------------------------|---|----------|---|--------------|--|-----------|---|---------------|--|
| DIV. I ONLY | | 7-5-3 | | .56667 83 | | 5-5-0 | | 6 | | 7 | | 24 | | .59178 22 | | 2 | | 2 | |
| DIV. I NON-CONF. | | 3-3-3 | | .5 101 | | 2-3-0 | | 7 | | 10 | | 28 | | .58996 21 | | 1 | | 1 | |
| TOTALS | | RPI 1-25 | | RPI 26-50 | | W-L RECORDS | | RPI 51-100 | | RPI 101-150 | | RPI 150+ | | | | | | | |
| 7-5-3 | | 3-2-0 | | 1-2-2 | | OVERALL | | 1-1-1 | | 2-0-0 | | 0-0-0 | | | | | | | |
| 4-2-2 | | 2-1-0 | | 0-1-1 | | HOME | | 1-0-1 | | 1-0-0 | | 0-0-0 | | | | | | | |
| 2-3-1 | | 1-1-0 | | 0-1-1 | | AWAY | | 0-1-0 | | 1-0-0 | | 0-0-0 | | | | | | | |
| 1-0-0 | | 0-0-0 | | 1-0-0 | | NEUTRAL | | 0-0-0 | | 0-0-0 | | 0-0-0 | | | | | | | |
| 3-3-3 | | 1-0-0 | | 1-2-2 | | NON-CONFERENCE | | 0-1-1 | | 1-0-0 | | 0-0-0 | | | | | | | |
| 1-1-2 | | 0-0-0 | | 0-1-1 | | HOME | | 0-0-1 | | 1-0-0 | | 0-0-0 | | | | | | | |
| 1-2-1 | | 1-0-0 | | 0-1- | | AWAY | | 0-1-0 | | 0-0-0 | | 0-0-0 | | | | | | | |
| 1-0-0 | | 0-0-0 | | 1-0-0 | | NEUTRAL | | 0-0-0 | | 0-0-0 | | 0-0-0 | | | | | | | |
| 4-2-0 | | 2-2-0 | | 0-0-0 | | CONFERENCE | | 1-0-0 | | 1-0-0 | | 0-0-0 | | | | | | | |
| 3-1-0 | | 2-1-0 | | 0-0-0 | | HOME | | 1-0-0 | | 0-0-0 | | 0-0-0 | | | | | | | |
| 1-1-0 | | 0-1-0 | | 0-0-0 | | AWAY | | 0-0-0 | | 1-0-0 | | 0-0-0 | | | | | | | |
| 0-0-0 | | 0-0-0 | | 0-0-0 | | NEUTRAL | | 0-0-0 | | 0-0-0 | | 0-0-0 | | | | | | | |
| RPI | S | Opponent | | Score | | RPI | S | Opponent | | Score | | RPI | S | Opponent | | Score | | | |
| 2 | H | Indiana | | 1 | 2 | 28 | H | Akron | | 1 | 3 | 61 | H | Butler | | 2 | 2 | | |
| 15 | H | Michigan St. | | 3 | 2 | 29 | A | UNCW | | 1 | 1 | 71 | A | Oakland | | 0 | 1 | | |
| 18 | A | Louisville | | 1 | 0 | 30 | N | Elon | | 1 | 0 | 73 | H | Rutgers | | 4 | 1 | | |
| 19 | A | Penn St. | | 0 | 1 | 41 | A | Dayton | | 0 | 1 | | | | | | | | |
| 20 | H | Northwestern | | 2 | 0 | 45 | H | UC Davis | | 0 | 0 | | | | | | | | |
| | | | | | | LAST 10 GAMES | | | | | | | | | | | | | |
| | | | | | | 73 | H | Rutgers | | 4 | 1 | 15 | H | Michigan St. | | 3 | 2 | | |
| | | | | | | 118 | H | Bowling Green | | 3 | 0 | 18 | A | Louisville | | 1 | 0 | | |
| | | | | | | 127 | A | Wisconsin | | 2 | 0 | 41 | A | Dayton | | 0 | 1 | | |
| | | | | | | 2 | H | Indiana | | 1 | 2 | 28 | H | Akron | | 1 | 3 | | |
| | | | | | | 71 | A | Oakland | | 0 | 1 | 19 | A | Penn St. | | 0 | 1 | | |

Non-Div. I Games:

Ohio St.

| | | | | | | | | | | | | | | | | | | | | | | | |
|-------------------|---|------------|-----------------|---------------|-------------------|----------------|---------------|--------------|----------------------|-----------------|---------------------------|----------|----------|---------------|---------|--------|-----------|-----|---------------|-----------------|----|-------|---|
| Average RPI Win: | | 106 | WON-LOST RECORD | | WINNING PCT. RANK | | LAST 10 GAMES | | STRENGTH OF SCHEDULE | | OPP. STRENGTH OF SCHEDULE | | TEAM RPI | | ADJ RPI | | CONF. RPI | | ADJ CONF. RPI | | | | |
| Average RPI Loss: | | 47 | | | | | | | | | | | | | | | | | | | | | |
| DIV. I ONLY | | | 10-3-2 | | .73333 | | 14 | 6-2-2 | | 56 | | 29 | | 25 | | .59001 | | 24 | 11 | | 11 | | |
| DIV. I NON-CONF. | | | 7-2-0 | | .77778 | | 16 | 3-1-0 | | 41 | | 23 | | 14 | | .60121 | | 15 | 12 | | 12 | | |
| TOTALS | | RPI 1-25 | | RPI 26-50 | | W-L RECORDS | | RPI 51-100 | | RPI 101-150 | | RPI 150+ | | | | | | | | | | | |
| 10-3-2 | | 2-1-0 | | 1-1-2 | | OVERALL | | 2-0-0 | | 2-1-0 | | 3-0-0 | | | | | | | | | | | |
| 9-0-0 | | 1-0-0 | | 1-0-0 | | HOME | | 2-0-0 | | 2-0-0 | | 3-0-0 | | | | | | | | | | | |
| 1-3-2 | | 1-1-0 | | 0-1-2 | | AWAY | | 0-0-0 | | 0-1-0 | | 0-0-0 | | | | | | | | | | | |
| 0-0-0 | | 0-0-0 | | 0-0-0 | | NEUTRAL | | 0-0-0 | | 0-0-0 | | 0-0-0 | | | | | | | | | | | |
| 7-2-0 | | 2-1-0 | | 1-0-0 | | NON-CONFERENCE | | 1-0-0 | | 2-1-0 | | 1-0-0 | | | | | | | | | | | |
| 6-0-0 | | 1-0-0 | | 1-0-0 | | HOME | | 1-0-0 | | 2-0-0 | | 1-0-0 | | | | | | | | | | | |
| 1-2-0 | | 1-1-0 | | 0-0- | | AWAY | | 0-0-0 | | 0-1-0 | | 0-0-0 | | | | | | | | | | | |
| 0-0-0 | | 0-0-0 | | 0-0-0 | | NEUTRAL | | 0-0-0 | | 0-0-0 | | 0-0-0 | | | | | | | | | | | |
| 3-1-2 | | 0-0-0 | | 0-1-2 | | CONFERENCE | | 1-0-0 | | 0-0-0 | | 2-0-0 | | | | | | | | | | | |
| 3-0-0 | | 0-0-0 | | 0-0-0 | | HOME | | 1-0-0 | | 0-0-0 | | 2-0-0 | | | | | | | | | | | |
| 0-1-2 | | 0-0-0 | | 0-1-2 | | AWAY | | 0-0-0 | | 0-0-0 | | 0-0-0 | | | | | | | | | | | |
| 0-0-0 | | 0-0-0 | | 0-0-0 | | NEUTRAL | | 0-0-0 | | 0-0-0 | | 0-0-0 | | | | | | | | | | | |
| RPI | S | Opponent | | Score | | RPI | S | Opponent | | Score | | RPI | S | Opponent | | Score | | RPI | S | Opponent | | Score | |
| 2 | A | Indiana | | 1 | 3 | 26 | A | Davidson | | 0 | 0 | 72 | H | Virginia Tech | | 3 | 1 | 107 | A | Memphis | | 0 | 4 |
| 9 | A | Creighton | | 1 | 0 | 31 | A | George Mason | | 2 | 3 | 96 | H | Duquesne | | 1 | 0 | 135 | H | UMKC | | 2 | 0 |
| 18 | H | Louisville | | 1 | 0 | 33 | H | Tulsa | | 1 | 0 | | | | | | | 150 | H | Evansville | | 3 | 1 |
| | | | | | | 41 | A | Dayton | | 2 | 2 | | | | | | | 172 | H | Massachusetts | | 5 | 0 |
| | | | | | | | | | | | | | | | | | | 180 | H | Central Ark. | | 2 | 0 |
| | | | | | | | | | | | | | | | | | | 190 | H | St. Bonaventure | | 3 | 0 |
| LAST 10 GAMES | | | | | | | | | | | | | | | | | | | | | | | |
| | | 41 | A | Dayton | | 2 | 2 | 190 | H | St. Bonaventure | | 3 | 0 | | | | | | | | | | |
| | | 172 | H | Massachusetts | | 5 | 0 | 2 | A | Indiana | | 1 | 3 | | | | | | | | | | |
| | | 96 | H | Duquesne | | 1 | 0 | 180 | H | Central Ark. | | 2 | 0 | | | | | | | | | | |
| | | 31 | A | George Mason | | 2 | 3 | 9 | A | Creighton | | 1 | 0 | | | | | | | | | | |
| | | 26 | A | Davidson | | 0 | 0 | 135 | H | UMKC | | 2 | 0 | | | | | | | | | | |

Non-Div. I Games:

Saint Louis

| | | | | | | | | | | | |
|-------------------|-------------|-----------|-----------|----------------|--------------|---------------|------|-------------|----------|-----------|----|
| Average RPI Win: | 112 | WON-LOST | WINNING | LAST 10 | STRENGTH OF | OPP. STRENGTH | TEAM | ADJ | CONF. | ADJ CONF. | |
| Average RPI Loss: | 36 | RECORD | PCT. RANK | GAMES | SCHEDULE | OF SCHEDULE | RPI | RPI | RPI | RPI | |
| DIV. I ONLY | 7-2-2 | .72727 | 20 | 6-2-1 | 48 | 56 | 27 | .58424 | 26 | 11 | 11 |
| DIV. I NON-CONF. | 6-0-1 | .92857 | 3 | 5-0-0 | 46 | 79 | 26 | .58863 | 23 | 12 | 12 |
| <hr/> | | | | | | | | | | | |
| TOTALS | RPI 1-25 | RPI 26-50 | | W-L RECORDS | | RPI 51-100 | | RPI 101-150 | | RPI 150+ | |
| 7-2-2 | 1-0-1 | 0-2-1 | | OVERALL | | 2-0-0 | | 2-0-0 | | 2-0-0 | |
| 3-0-2 | 0-0-1 | 0-0-1 | | HOME | | 1-0-0 | | 0-0-0 | | 2-0-0 | |
| 4-2-0 | 1-0-0 | 0-2-0 | | AWAY | | 1-0-0 | | 2-0-0 | | 0-0-0 | |
| 0-0-0 | 0-0-0 | 0-0-0 | | NEUTRAL | | 0-0-0 | | 0-0-0 | | 0-0-0 | |
| 6-0-1 | 1-0-0 | 0-0-1 | | NON-CONFERENCE | | 2-0-0 | | 2-0-0 | | 1-0-0 | |
| 2-0-1 | 0-0-0 | 0-0-1 | | HOME | | 1-0-0 | | 0-0-0 | | 1-0-0 | |
| 4-0-0 | 1-0-0 | 0-0- | | AWAY | | 1-0-0 | | 2-0-0 | | 0-0-0 | |
| 0-0-0 | 0-0-0 | 0-0-0 | | NEUTRAL | | 0-0-0 | | 0-0-0 | | 0-0-0 | |
| 1-2-1 | 0-0-1 | 0-2-0 | | CONFERENCE | | 0-0-0 | | 0-0-0 | | 1-0-0 | |
| 1-0-1 | 0-0-1 | 0-0-0 | | HOME | | 0-0-0 | | 0-0-0 | | 1-0-0 | |
| 0-2-0 | 0-0-0 | 0-2-0 | | AWAY | | 0-0-0 | | 0-0-0 | | 0-0-0 | |
| 0-0-0 | 0-0-0 | 0-0-0 | | NEUTRAL | | 0-0-0 | | 0-0-0 | | 0-0-0 | |
| RPI S | Opponent | Score | | RPI S | Opponent | Score | | RPI S | Opponent | Score | |
| 11 A | Virginia | 2 | 1 | 31 A | George Mason | 1 | 2 | 64 A | Duke | 2 | 1 |
| 24 H | Saint Louis | 0 | 0 | 37 H | Valparaiso | 0 | 0 | 84 H | Cal Poly | 4 | 3 |
| | | | | 41 A | Dayton | 0 | 2 | | | | |
| | | | | | | | | | | | |
| | | | | | | | | | | | |
| | | | | | | | | | | | |
| | | | | | | | | | | | |
| | | | | | | | | | | | |
| | | | | | | | | | | | |
| | | | | | | | | | | | |
| | | | | | | | | | | | |
| | | | | | | | | | | | |
| | | | | | | | | | | | |
| | | | | | | | | | | | |
| | | | | | | | | | | | |
| | | | | | | | | | | | |
| | | | | | | | | | | | |
| | | | | | | | | | | | |
| | | | | | | | | | | | |
| | | | | | | | | | | | |
| | | | | | | | | | | | |
| | | | | | | | | | | | |
| | | | | | | | | | | | |
| | | | | | | | | | | | |
| | | | | | | | | | | | |
| | | | | | | | | | | | |
| | | | | | | | | | | | |
| | | | | | | | | | | | |
| | | | | | | | | | | | |
| | | | | | | | | | | | |
| | | | | | | | | | | | |
| | | | | | | | | | | | |
| | | | | | | | | | | | |
| | | | | | | | | | | | |
| | | | | | | | | | | | |
| | | | | | | | | | | | |
| | | | | | | | | | | | |
| | | | | | | | | | | | |
| | | | | | | | | | | | |
| | | | | | | | | | | | |
| | | | | | | | | | | | |
| | | | | | | | | | | | |
| | | | | | | | | | | | |
| | | | | | | | | | | | |
| | | | | | | | | | | | |
| | | | | | | | | | | | |
| | | | | | | | | | | | |
| | | | | | | | | | | | |
| | | | | | | | | | | | |
| | | | | | | | | | | | |
| | | | | | | | | | | | |
| | | | | | | | | | | | |
| | | | | | | | | | | | |
| | | | | | | | | | | | |
| | | | | | | | | | | | |
| | | | | | | | | | | | |
| | | | | | | | | | | | |
| | | | | | | | | | | | |
| | | | | | | | | | | | |
| | | | | | | | | | | | |
| | | | | | | | | | | | |
| | | | | | | | | | | | |
| | | | | | | | | | | | |
| | | | | | | | | | | | |
| | | | | | | | | | | | |
| | | | | | | | | | | | |
| | | | | | | | | | | | |
| | | | | | | | | | | | |
| | | | | | | | | | | | |
| | | | | | | | | | | | |
| | | | | | | | | | | | |
| | | | | | | | | | | | |
| | | | | | | | | | | | |
| | | | | | | | | | | | |
| | | | | | | | | | | | |
| | | | | | | | | | | | |
| | | | | | | | | | | | |
| | | | | | | | | | | | |
| | | | | | | | | | | | |
| | | | | | | | | | | | |
| | | | | | | | | | | | |
| | | | | | | | | | | | |

Non-Div. I Games: Belmont Abbey 1 1

Davidson

| Average RPI Win: 99 | | WON-LOST RECORD | | WINNING PCT. RANK | | LAST 10 GAMES | | STRENGTH OF SCHEDULE | | OPP. STRENGTH OF SCHEDULE | | TEAM RPI | | ADJ RPI | | CONF. RPI | | ADJ CONF. RPI | |
|---------------------|---|-----------------|--|-------------------|--|----------------|---|----------------------|--|---------------------------|--|----------|---|----------------|--|-----------|--|---------------|--|
| DIV. I ONLY | | 8-5-1 | | .60714 58 | | 6-3-1 | | 12 | | 42 | | 23 | | .5819 27 | | 5 | | 5 | |
| DIV. I NON-CONF. | | 5-3-1 | | .61111 56 | | 3-1-1 | | 10 | | 53 | | 24 | | .58841 24 | | 5 | | 5 | |
| TOTALS | | RPI 1-25 | | RPI 26-50 | | W-L RECORDS | | RPI 51-100 | | RPI 101-150 | | RPI 150+ | | | | | | | |
| 8-5-1 | | 0-3-0 | | 1-1-1 | | OVERALL | | 3-1-0 | | 3-0-0 | | 1-0-0 | | | | | | | |
| 4-1-1 | | 0-1-0 | | 0-0-1 | | HOME | | 1-0-0 | | 2-0-0 | | 1-0-0 | | | | | | | |
| 4-2-0 | | 0-1-0 | | 1-1-0 | | AWAY | | 2-0-0 | | 1-0-0 | | 0-0-0 | | | | | | | |
| 0-2-0 | | 0-1-0 | | 0-0-0 | | NEUTRAL | | 0-1-0 | | 0-0-0 | | 0-0-0 | | | | | | | |
| 5-3-1 | | 0-1-0 | | 1-1-1 | | NON-CONFERENCE | | 1-1-0 | | 3-0-0 | | 0-0-0 | | | | | | | |
| 3-0-1 | | 0-0-0 | | 0-0-1 | | HOME | | 1-0-0 | | 2-0-0 | | 0-0-0 | | | | | | | |
| 2-1-0 | | 0-0-0 | | 1-0- | | AWAY | | 0-0-0 | | 1-0-0 | | 0-0-0 | | | | | | | |
| 0-2-0 | | 0-1-0 | | 0-0-0 | | NEUTRAL | | 0-1-0 | | 0-0-0 | | 0-0-0 | | | | | | | |
| 3-2-0 | | 0-2-0 | | 0-0-0 | | CONFERENCE | | 2-0-0 | | 0-0-0 | | 1-0-0 | | | | | | | |
| 1-1-0 | | 0-1-0 | | 0-0-0 | | HOME | | 0-0-0 | | 0-0-0 | | 1-0-0 | | | | | | | |
| 2-1-0 | | 0-1-0 | | 0-0-0 | | AWAY | | 2-0-0 | | 0-0-0 | | 0-0-0 | | | | | | | |
| 0-0-0 | | 0-0-0 | | 0-0-0 | | NEUTRAL | | 0-0-0 | | 0-0-0 | | 0-0-0 | | | | | | | |
| RPI | S | Opponent | | Score | | RPI | S | Opponent | | Score | | RPI | S | Opponent | | Score | | | |
| 5 | A | Charlotte | | 0 1 | | 28 | A | Akron | | 0 1 | | 52 | N | CSUN | | 0 2 | | | |
| 11 | N | Virginia | | 1 2 | | 32 | A | Coastal Caro. | | 2 1 | | 69 | H | Missouri St. | | 3 1 | | | |
| 25 | H | Kentucky | | 0 1 | | 41 | H | Dayton | | 0 0 | | 85 | A | FIU | | 3 2 | | | |
| | | | | | | | | | | | | 98 | A | South Carolina | | 1 0 | | | |
| | | | | | | | | | | | | | | | | | | | |
| | | | | | | | | | | | | | | | | | | | |
| | | | | | | | | | | | | | | | | | | | |
| | | | | | | | | | | | | | | | | | | | |
| | | | | | | | | | | | | | | | | | | | |
| | | | | | | | | | | | | | | | | | | | |
| | | | | | | | | | | | | | | | | | | | |
| | | | | | | | | | | | | | | | | | | | |
| | | | | | | | | | | | | | | | | | | | |
| | | | | | | | | | | | | | | | | | | | |
| | | | | | | | | | | | | | | | | | | | |
| | | | | | | | | | | | | | | | | | | | |
| | | | | | | | | | | | | | | | | | | | |
| | | | | | | | | | | | | | | | | | | | |
| | | | | | | | | | | | | | | | | | | | |
| | | | | | | | | | | | | | | | | | | | |
| | | | | | | | | | | | | | | | | | | | |
| | | | | | | | | | | | | | | | | | | | |
| | | | | | | | | | | | | | | | | | | | |
| | | | | | | | | | | | | | | | | | | | |
| | | | | | | | | | | | | | | | | | | | |
| | | | | | | | | | | | | | | | | | | | |
| | | | | | | | | | | | | | | | | | | | |
| | | | | | | | | | | | | | | | | | | | |
| | | | | | | | | | | | | | | | | | | | |
| | | | | | | | | | | | | | | | | | | | |
| | | | | | | | | | | | | | | | | | | | |
| | | | | | | | | | | | | | | | | | | | |
| | | | | | | | | | | | | | | | | | | | |
| | | | | | | | | | | | | | | | | | | | |
| | | | | | | | | | | | | | | | | | | | |
| | | | | | | | | | | | | | | | | | | | |
| | | | | | | | | | | | | | | | | | | | |
| | | | | | | | | | | | | | | | | | | | |
| | | | | | | | | | | | | | | | | | | | |
| | | | | | | | | | | | | | | | | | | | |
| | | | | | | | | | | | | | | | | | | | |
| | | | | | | | | | | | | | | | | | | | |
| | | | | | | | | | | | | | | | | | | | |
| | | | | | | | | | | | | | | | | | | | |
| | | | | | | | | | | | | | | | | | | | |
| | | | | | | | | | | | | | | | | | | | |
| | | | | | | | | | | | | | | | | | | | |
| | | | | | | | | | | | | | | | | | | | |
| | | | | | | | | | | | | | | | | | | | |
| | | | | | | | | | | | | | | | | </ | | | |

Non-Div. I Games:

UAB

| Average RPI Win: 74 | | WON-LOST RECORD | | WINNING PCT. RANK | | LAST 10 GAMES | | STRENGTH OF SCHEDULE | | OPP. STRENGTH OF SCHEDULE | | TEAM RPI | | ADJ RPI | | CONF. RPI | | ADJ CONF. RPI | |
|---------------------|---|-----------------|--|-------------------|---|----------------|---|----------------------|--|---------------------------|---|----------|---|-------------|--|-----------|---|---------------|--|
| DIV. I ONLY | | 8-5-1 | | .60714 58 | | 7-3-0 | | 16 | | 39 | | 28 | | .58153 28 | | 9 | | 9 | |
| DIV. I NON-CONF. | | 6-4-1 | | .59091 71 | | 5-2-0 | | 31 | | 14 | | 31 | | .58028 30 | | 9 | | 9 | |
| TOTALS | | RPI 1-25 | | RPI 26-50 | | W-L RECORDS | | RPI 51-100 | | RPI 101-150 | | RPI 150+ | | | | | | | |
| 8-5-1 | | 1-2-0 | | 3-2-0 | | OVERALL | | 2-0-0 | | 1-1-1 | | 1-0-0 | | | | | | | |
| 6-1-0 | | 0-0-0 | | 3-0-0 | | HOME | | 2-0-0 | | 0-1-0 | | 1-0-0 | | | | | | | |
| 2-4-1 | | 1-2-0 | | 0-2-0 | | AWAY | | 0-0-0 | | 1-0-1 | | 0-0-0 | | | | | | | |
| 0-0-0 | | 0-0-0 | | 0-0-0 | | NEUTRAL | | 0-0-0 | | 0-0-0 | | 0-0-0 | | | | | | | |
| 6-4-1 | | 1-2-0 | | 2-2-0 | | NON-CONFERENCE | | 2-0-0 | | 0-0-1 | | 1-0-0 | | | | | | | |
| 5-0-0 | | 0-0-0 | | 2-0-0 | | HOME | | 2-0-0 | | 0-0-0 | | 1-0-0 | | | | | | | |
| 1-4-1 | | 1-2-0 | | 0-0- | | AWAY | | 0-0-0 | | 0-0-1 | | 0-0-0 | | | | | | | |
| 0-0-0 | | 0-0-0 | | 0-0-0 | | NEUTRAL | | 0-0-0 | | 0-0-0 | | 0-0-0 | | | | | | | |
| 2-1-0 | | 0-0-0 | | 1-0-0 | | CONFERENCE | | 0-0-0 | | 1-1-0 | | 0-0-0 | | | | | | | |
| 1-1-0 | | 0-0-0 | | 1-0-0 | | HOME | | 0-0-0 | | 0-1-0 | | 0-0-0 | | | | | | | |
| 1-0-0 | | 0-0-0 | | 0-0-0 | | AWAY | | 0-0-0 | | 1-0-0 | | 0-0-0 | | | | | | | |
| 0-0-0 | | 0-0-0 | | 0-0-0 | | NEUTRAL | | 0-0-0 | | 0-0-0 | | 0-0-0 | | | | | | | |
| RPI | S | Opponent | | Score | | RPI | S | Opponent | | Score | | RPI | S | Opponent | | Score | | | |
| 15 | A | Michigan St. | | 0 | 1 | 27 | H | UAB | | 1 | 0 | 76 | H | Michigan | | 3 | 0 | | |
| 17 | A | New Mexico | | 0 | 1 | 33 | H | Tulsa | | 3 | 0 | 94 | H | Hartford | | 2 | 0 | | |
| 22 | A | Ohio St. | | 3 | 1 | 34 | H | West Virginia | | 3 | 2 | | | | | | | | |
| | | | | | | 39 | A | Wake Forest | | 1 | 2 | | | | | | | | |
| | | | | | | 49 | A | South Fla. | | 1 | 2 | | | | | | | | |
| | | | | | | LAST 10 GAMES | | | | | | | | | | | | | |
| | | | | | | 102 | H | Western Mich. | | 0 | 1 | 27 | H | UAB | | 1 | 0 | | |
| | | | | | | 34 | H | West Virginia | | 3 | 2 | 39 | A | Wake Forest | | 1 | 2 | | |
| | | | | | | 76 | H | Michigan | | 3 | 0 | 22 | A | Ohio St. | | 3 | 1 | | |
| | | | | | | 118 | A | Bowling Green | | 1 | 0 | 33 | H | Tulsa | | 3 | 0 | | |
| | | | | | | 15 | A | Michigan St. | | 0 | 1 | 94 | H | Hartford | | 2 | 0 | | |

Non-Div. I Games:

Akron

UNCW

| | | | | | | | | | | | | |
|-------------------|----------------|-----------|-----------|----------------|--------------|---------------|------|-------------|--------------------|-----------|---|---|
| Average RPI Win: | 97 | WON-LOST | WINNING | LAST 10 | STRENGTH OF | OPP. STRENGTH | TEAM | ADJ | CONF. | ADJ CONF. | | |
| Average RPI Loss: | 56 | RECORD | PCT. RANK | GAMES | SCHEDULE | OF SCHEDULE | RPI | RPI | RPI | RPI | | |
| DIV. I ONLY | | 11-3-2 | .75 | 10 | 7-2-1 | 64 | 47 | 29 | .57857 | 29 | 8 | 8 |
| DIV. I NON-CONF. | | 7-1-1 | .83333 | 9 | 3-0-0 | 58 | 30 | 22 | .59025 | 20 | 8 | 8 |
| <hr/> | | | | | | | | | | | | |
| TOTALS | RPI 1-25 | RPI 26-50 | | W-L RECORDS | | RPI 51-100 | | RPI 101-150 | | RPI 150+ | | |
| 11-3-2 | 1-0-1 | 1-1-0 | | OVERALL | | 4-2-0 | | 3-0-1 | | 2-0-0 | | |
| 5-3-1 | 1-0-1 | 0-1-0 | | HOME | | 2-2-0 | | 0-0-0 | | 2-0-0 | | |
| 6-0-1 | 0-0-0 | 1-0-0 | | AWAY | | 2-0-0 | | 3-0-1 | | 0-0-0 | | |
| 0-0-0 | 0-0-0 | 0-0-0 | | NEUTRAL | | 0-0-0 | | 0-0-0 | | 0-0-0 | | |
| 7-1-1 | 1-0-1 | 1-0-0 | | NON-CONFERENCE | | 2-1-0 | | 2-0-0 | | 1-0-0 | | |
| 3-1-1 | 1-0-1 | 0-0-0 | | HOME | | 1-1-0 | | 0-0-0 | | 1-0-0 | | |
| 4-0-0 | 0-0-0 | 1-0- | | AWAY | | 1-0-0 | | 2-0-0 | | 0-0-0 | | |
| 0-0-0 | 0-0-0 | 0-0-0 | | NEUTRAL | | 0-0-0 | | 0-0-0 | | 0-0-0 | | |
| 4-2-1 | 0-0-0 | 0-1-0 | | CONFERENCE | | 2-1-0 | | 1-0-1 | | 1-0-0 | | |
| 2-2-0 | 0-0-0 | 0-1-0 | | HOME | | 1-1-0 | | 0-0-0 | | 1-0-0 | | |
| 2-0-1 | 0-0-0 | 0-0-0 | | AWAY | | 1-0-0 | | 1-0-1 | | 0-0-0 | | |
| 0-0-0 | 0-0-0 | 0-0-0 | | NEUTRAL | | 0-0-0 | | 0-0-0 | | 0-0-0 | | |
| RPI S | Opponent | Score | | RPI S | Opponent | Score | | RPI S | Opponent | Score | | |
| 14 H | North Carolina | 4 | 3 | 30 H | Elon | 1 | 2 | 54 H | Hofstra | 2 | 0 | |
| 22 H | Ohio St. | 1 | 1 | 43 A | Old Dominion | 2 | 1 | 106 A | James Madison | 1 | 1 | |
| | | | | | | | | 58 H | Winthrop | 1 | 2 | |
| | | | | | | | | 64 H | Duke | 2 | 1 | |
| | | | | | | | | 80 H | Delaware | 0 | 1 | |
| | | | | | | | | 98 A | South Carolina | 2 | 1 | |
| | | | | | | | | 100 A | William & Mary | 1 | 0 | |
| | | | | | | | | 112 A | High Point | 2 | 0 | |
| | | | | | | | | 115 A | Northeastern | 2 | 0 | |
| | | | | | | | | 136 A | Campbell | 1 | 0 | |
| | | | | | | | | 166 H | UNC Greensboro | 2 | 1 | |
| | | | | | | | | 170 H | Col. of Charleston | 2 | 0 | |
| <hr/> | | | | | | | | | | | | |
| LAST 10 GAMES | | | | | | | | | | | | |
| | | | | | | | | 54 H | Hofstra | 2 | 0 | |
| | | | | | | | | 80 H | Delaware | 0 | 1 | |
| | | | | | | | | 115 A | Northeastern | 2 | 0 | |
| | | | | | | | | 14 H | North Carolina | 4 | 3 | |
| | | | | | | | | 100 A | William & Mary | 1 | 0 | |
| | | | | | | | | 64 H | Duke | 2 | 1 | |
| | | | | | | | | 43 A | Old Dominion | 2 | 1 | |

Non-Div. I Games:

UNCW

| Average RPI Win: 76 | | WON-LOST | WINNING | LAST 10 | STRENGTH OF | OPP. STRENGTH | TEAM | ADJ | CONF. | ADJ CONF. | | |
|----------------------|---|----------|-----------|---------|----------------|------------------|------------|-----|-------------|----------------|----------|---|
| Average RPI Loss: 59 | | RECORD | PCT. RANK | GAMES | SCHEDULE | OF SCHEDULE | RPI | RPI | RPI | RPI | | |
| DIV. I ONLY | | 8-4-4 | .625 | 54 | 5-2-3 | 29 | 59 | 33 | .57106 | 30 | 8 | 8 |
| DIV. I NON-CONF. | | 5-3-2 | .6 | 65 | 2-1-1 | 18 | 55 | 29 | .57971 | 31 | 8 | 8 |
| ----- | | | | | | | | | | | | |
| TOTALS | | RPI 1-25 | RPI 26-50 | | W-L RECORDS | | RPI 51-100 | | RPI 101-150 | | RPI 150+ | |
| 8-4-4 | | 0-1-0 | 3-1-0 | | OVERALL | | 2-1-3 | | 3-1-1 | | 0-0-0 | |
| 5-1-2 | | 0-0-0 | 1-0-0 | | HOME | | 1-1-1 | | 3-0-1 | | 0-0-0 | |
| 1-1-2 | | 0-0-0 | 1-1-0 | | AWAY | | 0-0-2 | | 0-0-0 | | 0-0-0 | |
| 2-2-0 | | 0-1-0 | 1-0-0 | | NEUTRAL | | 1-0-0 | | 0-1-0 | | 0-0-0 | |
| 5-3-2 | | 0-1-0 | 2-1-0 | | NON-CONFERENCE | | 2-0-2 | | 1-1-0 | | 0-0-0 | |
| 3-0-1 | | 0-0-0 | 1-0-0 | | HOME | | 1-0-1 | | 1-0-0 | | 0-0-0 | |
| 0-1-1 | | 0-0-0 | 0-0- | | AWAY | | 0-0-1 | | 0-0-0 | | 0-0-0 | |
| 2-2-0 | | 0-1-0 | 1-0-0 | | NEUTRAL | | 1-0-0 | | 0-1-0 | | 0-0-0 | |
| 3-1-2 | | 0-0-0 | 1-0-0 | | CONFERENCE | | 0-1-1 | | 2-0-1 | | 0-0-0 | |
| 2-1-1 | | 0-0-0 | 0-0-0 | | HOME | | 0-1-0 | | 2-0-1 | | 0-0-0 | |
| 1-0-1 | | 0-0-0 | 1-0-0 | | AWAY | | 0-0-1 | | 0-0-0 | | 0-0-0 | |
| 0-0-0 | | 0-0-0 | 0-0-0 | | NEUTRAL | | 0-0-0 | | 0-0-0 | | 0-0-0 | |
| RPI | S | Opponent | Score | RPI | S | Opponent | Score | RPI | S | Opponent | Score | |
| 22 | N | Ohio St. | 0 1 | 29 | A | UNCW | 2 1 | 53 | A | Radford | 1 1 | |
| | | | | 32 | A | Coastal Caro. | 1 3 | 54 | H | Hofstra | 0 2 | |
| | | | | 34 | H | West Virginia | 1 0 | 58 | N | Winthrop | 1 0 | |
| | | | | 47 | N | Loyola Marymount | 1 0 | 64 | H | Duke | 2 1 | |
| | | | | | | | | 85 | H | FIU | 0 0 | |
| | | | | | | | | 100 | A | William & Mary | 0 0 | |
| | | | | | | | | | | | | |
| | | | | | | | | | | | | |
| | | | | | | | | | | | | |
| | | | | | | | | | | | | |
| | | | | | | | | | | | | |
| | | | | | | | | | | | | |
| | | | | | | | | | | | | |
| | | | | | | | | | | | | |
| | | | | | | | | | | | | |
| | | | | | | | | | | | | |
| | | | | | | | | | | | | |
| | | | | | | | | | | | | |
| | | | | | | | | | | | | |
| | | | | | | | | | | | | |
| | | | | | | | | | | | | |
| | | | | | | | | | | | | |
| | | | | | | | | | | | | |
| | | | | | | | | | | | | |
| | | | | | | | | | | | | |
| | | | | | | | | | | | | |
| | | | | | | | | | | | | |
| | | | | | | | | | | | | |
| | | | | | | | | | | | | |
| | | | | | | | | | | | | |
| | | | | | | | | | | | | |
| | | | | | | | | | | | | |
| | | | | | | | | | | | | |
| | | | | | | | | | | | | |
| | | | | | | | | | | | | |
| | | | | | | | | | | | | |
| | | | | | | | | | | | | |
| | | | | | | | | | | | | |
| | | | | | | | | | | | | |
| | | | | | | | | | | | | |
| | | | | | | | | | | | | |
| | | | | | | | | | | | | |
| | | | | | | | | | | | | |
| | | | | | | | | | | | | |
| | | | | | | | | | | | | |
| | | | | | | | | | | | | |
| | | | | | | | | | | | | |
| | | | | | | | | | | | | |
| | | | | | | | | | | | | |
| | | | | | | | | | | | | |
| | | | | | | | | | | | | |
| | | | | | | | | | | | | |
| | | | | | | | | | | | | |
| | | | | | | | | | | | | |
| | | | | | | | | | | | | |
| | | | | | | | | | | | | |
| | | | | | | | | | | | | |
| | | | | | | | | | | | | |
| | | | | | | | | | | | | |
| | | | | | | | | | | | | |
| | | | | | | | | | | | | |
| | | | | | | | | | | | | |
| | | | | | | | | | | | | |
| | | | | | | | | | | | | |
| | | | | | | | | | | | | |
| | | | | | | | | | | | | |
| | | | | | | | | | | | | |
| | | | | | | | | | | | | |
| | | | | | | | | | | | | |
| | | | | | | | | | | | | |
| | | | | | | | | | | | | |
| | | | | | | | | | | | | |
| | | | | | | | | | | | | |
| | | | | | | | | | | | | |
| | | | | | | | | | | | | |
| | | | | | | | | | | | | |
| | | | | | | | | | | | | |
| | | | | | | | | | | | | |
| | | | | | | | | | | | | |
| | | | | | | | | | | | | |
| | | | | | | | | | | | | |
| | | | | | | | | | | | | |
| | | | | | | | | | | | | |
| | | | | | | | | | | | | |
| | | | | | | | | | | | | |
| | | | | | | | | | | | | |
| | | | | | | | | | | | | |
| | | | | | | | | | | | | |
| | | | | | | | | | | | | |
| | | | | | | | | | | | | |
| | | | | | | | | | | | | |
| | | | | | | | | | | | | |
| | | | | | | | | | | | | |
| | | | | | | | | | | | | |
| | | | | | | | | | | | | |
| | | | | | | | | | | | | |
| | | | | | | | | | | | | |
| | | | | | | | | | | | | |
| | | | | | | | | | | | | |
| | | | | | | | | | | | | |
| | | | | | | | | | | | | |
| | | | | | | | | | | | | |
| | | | | | | | | | | | | |
| | | | | | | | | | | | | |
| | | | | | | | | | | | | |
| | | | | | | | | | | | | |
| | | | | | | | | | | | | |
| | | | | | | | | | | | | |
| | | | | | | | | | | | | |
| | | | | | | | | | | | | |
| | | | | | | | | | | | | |
| | | | | | | | | | | | | |
| | | | | | | | | | | | | |
| | | | | | | | | | | | | |
| | | | | | | | | | | | | |
| | | | | | | | | | | | | |
| | | | | | | | | | | | | |
| | | | | | | | | | | | | |
| | | | | | | | | | | | | |
| | | | | | | | | | | | | |
| | | | | | | | | | | | | |
| | | | | | | | | | | | | |
| | | | | | | | | | | | | |
| | | | | | | | | | | | | |
| | | | | | | | | | | | | |
| | | | | | | | | | | | | |
| | | | | | | | | | | | | |

Non-Div. I Games:

Elon

| Average RPI Win: 116 | | WON-LOST RECORD | | WINNING PCT. RANK | | LAST 10 GAMES | | STRENGTH OF SCHEDULE | | OPP. STRENGTH OF SCHEDULE | | TEAM RPI | | ADJ RPI | | CONF. RPI | | ADJ CONF. RPI | |
|----------------------|-------------|-----------------|---|-------------------|----------|----------------|--------------|----------------------|--------------|---------------------------|---|----------|--------------|-----------|---|-----------|--|---------------|--|
| DIV. I ONLY | | 10-3-3 | | .71875 21 | | 5-3-2 | | 67 | | 58 | | 31 | | .56985 31 | | 11 | | 11 | |
| DIV. I NON-CONF. | | 7-1-2 | | .8 14 | | 2-1-1 | | 143 | | 50 | | 59 | | .53899 54 | | 12 | | 12 | |
| TOTALS | | RPI 1-25 | | RPI 26-50 | | W-L RECORDS | | RPI 51-100 | | RPI 101-150 | | RPI 150+ | | | | | | | |
| 10-3-3 | | 1-1-0 | | 2-0-2 | | OVERALL | | 1-1-1 | | 1-1-0 | | 5-0-0 | | | | | | | |
| 7-1-0 | | 1-1-0 | | 1-0-0 | | HOME | | 1-0-0 | | 1-0-0 | | 3-0-0 | | | | | | | |
| 2-2-3 | | 0-0-0 | | 1-0-2 | | AWAY | | 0-1-1 | | 0-1-0 | | 1-0-0 | | | | | | | |
| 1-0-0 | | 0-0-0 | | 0-0-0 | | NEUTRAL | | 0-0-0 | | 0-0-0 | | 1-0-0 | | | | | | | |
| 7-1-2 | | 0-1-0 | | 1-0-1 | | NON-CONFERENCE | | 1-0-1 | | 1-0-0 | | 4-0-0 | | | | | | | |
| 4-1-0 | | 0-1-0 | | 0-0-0 | | HOME | | 1-0-0 | | 1-0-0 | | 2-0-0 | | | | | | | |
| 2-0-2 | | 0-0-0 | | 1-1- | | AWAY | | 0-0-1 | | 0-0-0 | | 1-0-0 | | | | | | | |
| 1-0-0 | | 0-0-0 | | 0-0-0 | | NEUTRAL | | 0-0-0 | | 0-0-0 | | 1-0-0 | | | | | | | |
| 3-2-1 | | 1-0-0 | | 1-0-1 | | CONFERENCE | | 0-1-0 | | 0-1-0 | | 1-0-0 | | | | | | | |
| 3-0-0 | | 1-0-0 | | 1-0-0 | | HOME | | 0-0-0 | | 0-0-0 | | 1-0-0 | | | | | | | |
| 0-2-1 | | 0-0-0 | | 0-0-1 | | AWAY | | 0-1-0 | | 0-1-0 | | 0-0-0 | | | | | | | |
| 0-0-0 | | 0-0-0 | | 0-0-0 | | NEUTRAL | | 0-0-0 | | 0-0-0 | | 0-0-0 | | | | | | | |
| RPI S | Opponent | Score | | RPI S | Opponent | Score | | RPI S | Opponent | Score | | RPI S | Opponent | Score | | | | | |
| 11 H | Virginia | 0 | 1 | 26 H | Davidson | 2 | 1 | 63 A | Rhode Island | 1 | 3 | 111 A | VCU | 0 | 3 | | | | |
| 24 H | Saint Louis | 3 | 2 | 35 A | American | 1 | 0 | 68 A | Seton Hall | 0 | 0 | 127 H | Wisconsin | 2 | 1 | | | | |
| | | | | 41 A | Dayton | 1 | 1 | 78 H | UMBC | 3 | 0 | 152 H | Fordham | 1 | 0 | | | | |
| | | | | 42 A | Navy | 1 | 1 | | | | | 160 H | Milwaukee | 2 | 0 | | | | |
| | | | | | | | | | | | | 171 A | LIU Brooklyn | 1 | 0 | | | | |
| | | | | | | | | | | | | 184 H | Hartwick | 1 | 0 | | | | |
| | | | | | | | | | | | | 199 N | Howard | 7 | 0 | | | | |
| LAST 10 GAMES | | | | | | | | | | | | | | | | | | | |
| | 26 H | Davidson | 2 | 1 | | 11 H | Virginia | 0 | 1 | | | | | | | | | | |
| | 152 H | Fordham | 1 | 0 | | 111 A | VCU | 0 | 3 | | | | | | | | | | |
| | 63 A | Rhode Island | 1 | 3 | | 42 A | Navy | 1 | 1 | | | | | | | | | | |
| | 24 H | Saint Louis | 3 | 2 | | 78 H | UMBC | 3 | 0 | | | | | | | | | | |
| | 41 A | Dayton | 1 | 1 | | 171 A | LIU Brooklyn | 1 | 0 | | | | | | | | | | |

Non-Div. I Games:

George Mason

| Average RPI Win: | | 113 | WON-LOST RECORD | | WINNING PCT. RANK | | LAST 10 GAMES | | STRENGTH OF SCHEDULE | | OPP. STRENGTH OF SCHEDULE | | TEAM RPI | | ADJ RPI | | CONF. RPI | | ADJ CONF. RPI | | | | |
|-------------------|---|---------------------|-----------------|-----------|-------------------|----------------|---------------|-------------------------|----------------------|-------------|---------------------------|----------|----------|--------------------|-----------|-------|-----------|-----|---------------|---------------|---|---|--|
| Average RPI Loss: | | 34 | | | | | | | | | | | | | | | | | | | | | |
| DIV. I ONLY | | | 10-4-0 | | .71429 24 | | 8-2-0 | | 99 | | 48 | | 35 | | .56783 32 | | 21 | | 20 | | | | |
| DIV. I NON-CONF. | | | 5-4-0 | | .55556 85 | | 3-2-0 | | 11 | | 2 | | 2 | | .63291 3 | | 18 | | 18 | | | | |
| TOTALS | | RPI 1-25 | | RPI 26-50 | | W-L RECORDS | | RPI 51-100 | | RPI 101-150 | | RPI 150+ | | | | | | | | | | | |
| 10-4-0 | | 1-2-0 | | 1-1-0 | | OVERALL | | 3-1-0 | | 2-0-0 | | 3-0-0 | | | | | | | | | | | |
| 4-2-0 | | 0-0-0 | | 1-1-0 | | HOME | | 1-1-0 | | 0-0-0 | | 2-0-0 | | | | | | | | | | | |
| 6-2-0 | | 1-2-0 | | 0-0-0 | | AWAY | | 2-0-0 | | 2-0-0 | | 1-0-0 | | | | | | | | | | | |
| 0-0-0 | | 0-0-0 | | 0-0-0 | | NEUTRAL | | 0-0-0 | | 0-0-0 | | 0-0-0 | | | | | | | | | | | |
| 5-4-0 | | 1-2-0 | | 1-1-0 | | NON-CONFERENCE | | 3-1-0 | | 0-0-0 | | 0-0-0 | | | | | | | | | | | |
| 2-2-0 | | 0-0-0 | | 1-1-0 | | HOME | | 1-1-0 | | 0-0-0 | | 2-0-0 | | | | | | | | | | | |
| 3-2-0 | | 1-2-0 | | 0-0- | | AWAY | | 2-0-0 | | 0-0-0 | | 0-0-0 | | | | | | | | | | | |
| 0-0-0 | | 0-0-0 | | 0-0-0 | | NEUTRAL | | 0-0-0 | | 0-0-0 | | 0-0-0 | | | | | | | | | | | |
| 5-0-0 | | 0-0-0 | | 0-0-0 | | CONFERENCE | | 0-0-0 | | 2-0-0 | | 3-0-0 | | | | | | | | | | | |
| 2-0-0 | | 0-0-0 | | 0-0-0 | | HOME | | 0-0-0 | | 0-0-0 | | 2-0-0 | | | | | | | | | | | |
| 3-0-0 | | 0-0-0 | | 0-0-0 | | AWAY | | 0-0-0 | | 2-0-0 | | 1-0-0 | | | | | | | | | | | |
| 0-0-0 | | 0-0-0 | | 0-0-0 | | NEUTRAL | | 0-0-0 | | 0-0-0 | | 0-0-0 | | | | | | | | | | | |
| RPI | S | Opponent | | Score | | RPI | S | Opponent | | Score | | RPI | S | Opponent | | Score | | | | | | | |
| 5 | A | Charlotte | | 2 | 1 | 27 | H | UAB | | 1 | 2 | 57 | A | UConn | | 3 | 2 | 126 | A | Liberty | 2 | 0 | |
| 16 | A | Clemson | | 1 | 2 | 30 | H | Elon | | 3 | 1 | 70 | H | Furman | | 0 | 1 | 136 | A | Campbell | 1 | 0 | |
| 23 | A | Maryland | | 2 | 3 | | | | | | | 77 | A | North Carolina St. | | 3 | 1 | 194 | A | Gardner-Webb | 2 | 1 | |
| | | | | | | | | | | | | 98 | H | South Carolina | | 3 | 0 | 203 | H | Presbyterian | 2 | 0 | |
| | | | | | | | | | | | | | | | | | | 204 | H | UNC Asheville | 4 | 0 | |
| LAST 10 GAMES | | | | | | | | | | | | | | | | | | | | | | | |
| | | 16 A Clemson | | 1 | 2 | | | 77 A North Carolina St. | | 3 | 1 | | | 30 H Elon | | 3 | 1 | | | | | | |
| | | 126 A Liberty | | 2 | 0 | | | 194 A Gardner-Webb | | 2 | 1 | | | 27 H UAB | | 1 | 2 | | | | | | |
| | | 204 H UNC Asheville | | 4 | 0 | | | 98 H South Carolina | | 3 | 0 | | | | | | | | | | | | |
| | | 203 H Presbyterian | | 2 | 0 | | | | | | | | | | | | | | | | | | |
| | | 136 A Campbell | | 1 | 0 | | | | | | | | | | | | | | | | | | |

Non-Div. I Games:

Coastal Caro.

| Average RPI Win: 109 | | WON-LOST RECORD | | WINNING PCT. RANK | | LAST 10 GAMES | | STRENGTH OF SCHEDULE | | OPP. STRENGTH OF SCHEDULE | | TEAM RPI | | ADJ RPI | | CONF. RPI | | ADJ CONF. RPI | |
|----------------------|-------------|-----------------|---|-------------------|------------|----------------|---|----------------------|--------------|---------------------------|---|----------|--------------|-----------|---|-----------|--|---------------|--|
| Average RPI Loss: 50 | | | | | | | | | | | | | | | | | | | |
| DIV. I ONLY | | 9-5-1 | | .63333 45 | | 7-3-0 | | 31 | | 75 | | 30 | | .56745 33 | | 13 | | 13 | |
| DIV. I NON-CONF. | | 4-3-1 | | .5625 80 | | 2-1-0 | | 22 | | 12 | | 19 | | .58927 22 | | 13 | | 13 | |
| TOTALS | | RPI 1-25 | | RPI 26-50 | | W-L RECORDS | | RPI 51-100 | | RPI 101-150 | | RPI 150+ | | | | | | | |
| 9-5-1 | | 1-1-1 | | 1-1-0 | | OVERALL | | 2-3-0 | | 2-0-0 | | 3-0-0 | | | | | | | |
| 5-1-1 | | 1-0-1 | | 0-0-0 | | HOME | | 1-1-0 | | 2-0-0 | | 1-0-0 | | | | | | | |
| 4-4-0 | | 0-1-0 | | 1-1-0 | | AWAY | | 1-2-0 | | 0-0-0 | | 2-0-0 | | | | | | | |
| 0-0-0 | | 0-0-0 | | 0-0-0 | | NEUTRAL | | 0-0-0 | | 0-0-0 | | 0-0-0 | | | | | | | |
| 4-3-1 | | 1-1-1 | | 0-1-0 | | NON-CONFERENCE | | 1-1-0 | | 1-0-0 | | 1-0-0 | | | | | | | |
| 2-1-1 | | 1-0-1 | | 0-0-0 | | HOME | | 0-1-0 | | 1-0-0 | | 0-0-0 | | | | | | | |
| 2-2-0 | | 0-1-0 | | 0-0- | | AWAY | | 1-0-0 | | 0-0-0 | | 1-0-0 | | | | | | | |
| 0-0-0 | | 0-0-0 | | 0-0-0 | | NEUTRAL | | 0-0-0 | | 0-0-0 | | 0-0-0 | | | | | | | |
| 5-2-0 | | 0-0-0 | | 1-0-0 | | CONFERENCE | | 1-2-0 | | 1-0-0 | | 2-0-0 | | | | | | | |
| 3-0-0 | | 0-0-0 | | 0-0-0 | | HOME | | 1-0-0 | | 1-0-0 | | 1-0-0 | | | | | | | |
| 2-2-0 | | 0-0-0 | | 1-0-0 | | AWAY | | 0-2-0 | | 0-0-0 | | 1-0-0 | | | | | | | |
| 0-0-0 | | 0-0-0 | | 0-0-0 | | NEUTRAL | | 0-0-0 | | 0-0-0 | | 0-0-0 | | | | | | | |
| RPI S | Opponent | Score | | RPI S | Opponent | Score | | RPI S | Opponent | Score | | RPI S | Opponent | Score | | | | | |
| 9 H | Creighton | 1 | 1 | 28 A | Akron | 0 | 3 | 52 H | CSUN | 1 | 2 | 107 H | Memphis | 2 | 0 | | | | |
| 11 H | Virginia | 1 | 0 | 49 A | South Fla. | 4 | 3 | 57 A | UConn | 0 | 2 | 131 H | Oral Roberts | 4 | 1 | | | | |
| 24 A | Saint Louis | 0 | 1 | | | | | 69 A | Missouri St. | 1 | 0 | 151 A | SIUE | 2 | 1 | | | | |
| | | | | | | | | 91 A | SMU | 2 | 4 | 174 H | Cincinnati | 4 | 2 | | | | |
| | | | | | | | | 91 H | SMU | 1 | 0 | 196 A | Temple | 2 | 1 | | | | |
| | | | | | | | | | | | | | | | | | | | |
| | | | | | | | | | | | | | | | | | | | |
| | | | | | | | | | | | | | | | | | | | |
| | | | | | | | | | | | | | | | | | | | |
| | | | | | | | | | | | | | | | | | | | |
| | | | | | | | | | | | | | | | | | | | |
| | | | | | | | | | | | | | | | | | | | |
| | | | | | | | | | | | | | | | | | | | |
| | | | | | | | | | | | | | | | | | | | |
| | | | | | | | | | | | | | | | | | | | |
| | | | | | | | | | | | | | | | | | | | |
| | | | | | | | | | | | | | | | | | | | |
| | | | | | | | | | | | | | | | | | | | |
| | | | | | | | | | | | | | | | | | | | |
| | | | | | | | | | | | | | | | | | | | |
| | | | | | | | | | | | | | | | | | | | |
| | | | | | | | | | | | | | | | | | | | |
| | | | | | | | | | | | | | | | | | | | |
| | | | | | | | | | | | | | | | | | | | |
| | | | | | | | | | | | | | | | | | | | |
| | | | | | | | | | | | | | | | | | | | |
| | | | | | | | | | | | | | | | | | | | |
| | | | | | | | | | | | | | | | | | | | |
| | | | | | | | | | | | | | | | | | | | |
| | | | | | | | | | | | | | | | | | | | |
| | | | | | | | | | | | | | | | | | | | |
| | | | | | | | | | | | | | | | | | | | |
| | | | | | | | | | | | | | | | | | | | |
| | | | | | | | | | | | | | | | | | | | |
| | | | | | | | | | | | | | | | | | | | |

| Average RPI Win: | | 87 | WON-LOST RECORD | | WINNING PCT. RANK | | LAST 10 GAMES | | STRENGTH OF SCHEDULE | | OPP. STRENGTH OF SCHEDULE | | TEAM RPI | | ADJ RPI | | CONF. RPI | | ADJ CONF. RPI | | | | |
|-------------------|---|------------|-----------------|-----------|-------------------|----------------|---------------|---------------|----------------------|-------------|---------------------------|----------|----------|--------------------|---------|--------|-----------|-----|---------------|---------------|---|-------|---|
| Average RPI Loss: | | 46 | | | | | | | | | | | | | | | | | | | | | |
| DIV. I ONLY | | | 8-6-1 | | .56667 | | 83 | 5-4-1 | | 17 | | 65 | | 32 | | .56667 | | 34 | 9 | | 9 | | |
| DIV. I NON-CONF. | | | 7-5-0 | | .58333 | | 73 | 4-3-0 | | 20 | | 54 | | 35 | | .57432 | | 34 | 9 | | 9 | | |
| TOTALS | | RPI 1-25 | | RPI 26-50 | | W-L RECORDS | | RPI 51-100 | | RPI 101-150 | | RPI 150+ | | | | | | | | | | | |
| 8-6-1 | | 1-2-0 | | 0-2-0 | | OVERALL | | 4-1-0 | | 3-1-1 | | 0-0-0 | | | | | | | | | | | |
| 6-2-0 | | 0-1-0 | | 0-0-0 | | HOME | | 4-1-0 | | 2-0-0 | | 0-0-0 | | | | | | | | | | | |
| 2-4-1 | | 1-1-0 | | 0-2-0 | | AWAY | | 0-0-0 | | 1-1-1 | | 0-0-0 | | | | | | | | | | | |
| 0-0-0 | | 0-0-0 | | 0-0-0 | | NEUTRAL | | 0-0-0 | | 0-0-0 | | 0-0-0 | | | | | | | | | | | |
| 7-5-0 | | 1-2-0 | | 0-1-0 | | NON-CONFERENCE | | 4-1-0 | | 2-1-0 | | 0-0-0 | | | | | | | | | | | |
| 5-2-0 | | 0-1-0 | | 0-0-0 | | HOME | | 4-1-0 | | 1-0-0 | | 0-0-0 | | | | | | | | | | | |
| 2-3-0 | | 1-1-0 | | 0-0- | | AWAY | | 0-0-0 | | 1-1-0 | | 0-0-0 | | | | | | | | | | | |
| 0-0-0 | | 0-0-0 | | 0-0-0 | | NEUTRAL | | 0-0-0 | | 0-0-0 | | 0-0-0 | | | | | | | | | | | |
| 1-1-1 | | 0-0-0 | | 0-1-0 | | CONFERENCE | | 0-0-0 | | 1-0-1 | | 0-0-0 | | | | | | | | | | | |
| 1-0-0 | | 0-0-0 | | 0-0-0 | | HOME | | 0-0-0 | | 1-0-0 | | 0-0-0 | | | | | | | | | | | |
| 0-1-1 | | 0-0-0 | | 0-1-0 | | AWAY | | 0-0-0 | | 0-0-1 | | 0-0-0 | | | | | | | | | | | |
| 0-0-0 | | 0-0-0 | | 0-0-0 | | NEUTRAL | | 0-0-0 | | 0-0-0 | | 0-0-0 | | | | | | | | | | | |
| RPI | S | Opponent | | Score | | RPI | S | Opponent | | Score | | RPI | S | Opponent | | Score | | RPI | S | Opponent | | Score | |
| 12 | H | UC Irvine | | 2 | 3 | 28 | A | Akron | | 2 | 3 | 66 | H | St. John's (NY) | | 1 | 0 | 106 | A | James Madison | | 3 | 4 |
| 17 | A | New Mexico | | 1 | 6 | 30 | A | Elon | | 0 | 1 | 71 | H | Oakland | | 4 | 1 | 112 | A | High Point | | 2 | 1 |
| 19 | A | Penn St. | | 2 | 1 | | | | | | | 72 | H | Virginia Tech | | 3 | 0 | 118 | H | Bowling Green | | 2 | 1 |
| | | | | | | | | | | | | 82 | H | Saint Francis (PA) | | 0 | 1 | 142 | H | Niagara | | 2 | 0 |
| | | | | | | | | | | | | 96 | H | Duquesne | | 3 | 0 | 145 | A | Northern Ill. | | 1 | 1 |
| LAST 10 GAMES | | | | | | | | | | | | | | | | | | | | | | | |
| | | | | | | 118 | H | Bowling Green | | 2 | 1 | 17 | A | New Mexico | | 1 | 6 | | | | | | |
| | | | | | | 19 | A | Penn St. | | 2 | 1 | 142 | H | Niagara | | 2 | 0 | | | | | | |
| | | | | | | 28 | A | Akron | | 2 | 3 | 106 | A | James Madison | | 3 | 4 | | | | | | |
| | | | | | | 145 | A | Northern Ill. | | 1 | 1 | 112 | A | High Point | | 2 | 1 | | | | | | |
| | | | | | | 96 | H | Duquesne | | 3 | 0 | 30 | A | Elon | | 0 | 1 | | | | | | |

Non-Div. I Games:

West Virginia

| | | | | | | | | | | | |
|-------------------|----------|-----------|----------------|--------------|-------------|---------------|------------|----------|-------|-------------------|-------|
| Average RPI Win: | 116 | WON-LOST | WINNING | LAST 10 | STRENGTH OF | OPP. STRENGTH | TEAM | ADJ | CONF. | ADJ CONF. | |
| Average RPI Loss: | 56 | RECORD | PCT. RANK | GAMES | SCHEDULE | OF SCHEDULE | RPI | RPI | RPI | RPI | |
| DIV. I ONLY | 9-3-2 | .71429 | 24 | 6-2-2 | 82 | 68 | 36 | .56413 | 35 | 7 | 7 |
| DIV. I NON-CONF. | 6-1-1 | .8125 | 12 | 3-0-1 | 79 | 67 | 38 | .57098 | 36 | 10 | 10 |
| <hr/> | | | | | | | | | | | |
| TOTALS | RPI 1-25 | RPI 26-50 | W-L RECORDS | | RPI 51-100 | RPI 101-150 | | RPI 150+ | | | |
| 9-3-2 | 1-0-0 | 0-2-0 | OVERALL | | 2-1-1 | 4-0-1 | | 2-0-0 | | | |
| 4-1-2 | 0-0-0 | 0-1-0 | HOME | | 1-0-1 | 1-0-1 | | 2-0-0 | | | |
| 3-2-0 | 0-0-0 | 0-1-0 | AWAY | | 1-1-0 | 2-0-0 | | 0-0-0 | | | |
| 2-0-0 | 1-0-0 | 0-0-0 | NEUTRAL | | 0-0-0 | 1-0-0 | | 0-0-0 | | | |
| <hr/> | | | | | | | | | | | |
| 6-1-1 | 1-0-0 | 0-1-0 | NON-CONFERENCE | | 1-0-1 | 2-0-0 | | 2-0-0 | | | |
| 3-1-1 | 0-0-0 | 0-1-0 | HOME | | 0-0-1 | 1-0-0 | | 2-0-0 | | | |
| 1-0-0 | 0-0-0 | 0-0- | AWAY | | 1-0-0 | 0-0-0 | | 0-0-0 | | | |
| 2-0-0 | 1-0-0 | 0-0-0 | NEUTRAL | | 0-0-0 | 1-0-0 | | 0-0-0 | | | |
| <hr/> | | | | | | | | | | | |
| 3-2-1 | 0-0-0 | 0-1-0 | CONFERENCE | | 1-1-0 | 2-0-1 | | 0-0-0 | | | |
| 1-0-1 | 0-0-0 | 0-0-0 | HOME | | 1-0-0 | 0-0-1 | | 0-0-0 | | | |
| 2-2-0 | 0-0-0 | 0-1-0 | AWAY | | 0-1-0 | 2-0-0 | | 0-0-0 | | | |
| 0-0-0 | 0-0-0 | 0-0-0 | NEUTRAL | | 0-0-0 | 0-0-0 | | 0-0-0 | | | |
| <hr/> | | | | | | | | | | | |
| RPI S | Opponent | Score | RPI S | Opponent | Score | RPI S | Opponent | Score | RPI S | Opponent | Score |
| 1 N | UCLA | 2 1 | 31 H | George Mason | 0 1 | 83 A | Penn | 2 1 | 119 H | Army | 0 0 |
| | | | 42 A | Navy | 0 2 | 86 H | Holy Cross | 3 2 | 122 A | Bucknell | 1 0 |
| | | | | | | 94 H | Hartford | 1 1 | 130 N | UC Riverside | 1 0 |
| | | | | | | 95 A | Lehigh | 1 2 | 134 H | George Washington | 2 0 |
| | | | | | | | | | 146 A | Lafayette | 2 1 |
| | | | | | | | | | 160 H | Milwaukee | 3 0 |
| | | | | | | | | | 184 H | Hartwick | 3 1 |
| <hr/> | | | | | | | | | | | |
| LAST 10 GAMES | | | | | | | | | | | |
| | | | 146 A | Lafayette | 2 1 | 95 A | Lehigh | 1 2 | | | |
| | | | 119 H | Army | 0 0 | 94 H | Hartford | 1 1 | | | |
| | | | 122 A | Bucknell | 1 0 | 83 A | Penn | 2 1 | | | |
| | | | 42 A | Navy | 0 2 | 160 H | Milwaukee | 3 0 | | | |
| | | | 86 H | Holy Cross | 3 2 | 184 H | Hartwick | 3 1 | | | |

Non-Div. I Games:

American

| | | | | | | | | | | | | | | | | |
|----------------------|---|--------------------|----------------------|------------------|-------------------------|------------------------------|-------------|------------|--------|--------------|------------------|----------|---|-----------------|-----|--|
| Average RPI Win: 105 | | WON-LOST RECORD | WINNING PCT. RANK | LAST 10 GAMES | STRENGTH OF SCHEDULE | OPP. STRENGTH OF SCHEDULE | TEAM RPI | ADJ RPI | | CONF. RPI | ADJ CONF. RPI | | | | | |
| Average RPI Loss: 66 | | | | | | | | | | | | | | | | |
| DIV. I ONLY | | 10-3-2 | .73333 | 14 | 7-1-2 | 90 | 63 | 34 | .56326 | 36 | 7 | 7 | | | | |
| DIV. I NON-CONF. | | 5-3-1 | .61111 | 56 | 2-1-1 | 110 | 46 | 44 | .55694 | 44 | 10 | 10 | | | | |
| ----- | | | | | | | | | | | | | | | | |
| TOTALS | | RPI 1-25 | | RPI 26-50 | | W-L RECORDS | | RPI 51-100 | | RPI 101-150 | | RPI 150+ | | | | |
| 10-3-2 | | 0-0-0 | | 2-1-0 | | OVERALL | | 3-2-1 | | 3-0-1 | | 2-0-0 | | | | |
| 6-1-1 | | 0-0-0 | | 1-0-0 | | HOME | | 1-1-1 | | 2-0-0 | | 2-0-0 | | | | |
| 4-2-1 | | 0-0-0 | | 1-1-0 | | AWAY | | 2-1-0 | | 1-0-1 | | 0-0-0 | | | | |
| 0-0-0 | | 0-0-0 | | 0-0-0 | | NEUTRAL | | 0-0-0 | | 0-0-0 | | 0-0-0 | | | | |
| 5-3-1 | | 0-0-0 | | 1-1-0 | | NON-CONFERENCE | | 1-2-1 | | 1-0-0 | | 2-0-0 | | | | |
| 3-1-1 | | 0-0-0 | | 0-0-0 | | HOME | | 1-1-1 | | 0-0-0 | | 2-0-0 | | | | |
| 2-2-0 | | 0-0-0 | | 1-0- | | AWAY | | 0-1-0 | | 1-0-0 | | 0-0-0 | | | | |
| 0-0-0 | | 0-0-0 | | 0-0-0 | | NEUTRAL | | 0-0-0 | | 0-0-0 | | 0-0-0 | | | | |
| 5-0-1 | | 0-0-0 | | 1-0-0 | | CONFERENCE | | 2-0-0 | | 2-0-1 | | 0-0-0 | | | | |
| 3-0-0 | | 0-0-0 | | 1-0-0 | | HOME | | 0-0-0 | | 2-0-0 | | 0-0-0 | | | | |
| 2-0-1 | | 0-0-0 | | 0-0-0 | | AWAY | | 2-0-0 | | 0-0-1 | | 0-0-0 | | | | |
| 0-0-0 | | 0-0-0 | | 0-0-0 | | NEUTRAL | | 0-0-0 | | 0-0-0 | | 0-0-0 | | | | |
| RPI | S | Opponent | Score | RPI | S | Opponent | Score | RPI | S | Opponent | Score | | | | | |
| | | | | 38 | A | Dartmouth | 3 1 | 62 | H | Princeton | 2 2 | 115 | A | Northeastern | 2 1 | |
| | | | | 42 | H | Navy | 2 1 | 65 | H | Brown | 0 1 | 119 | H | Army | 2 0 | |
| | | | | 46 | A | Boston College | 1 3 | 86 | A | Holy Cross | 1 0 | 120 | A | Loyola Maryland | 1 1 | |
| | | | | | | | | 87 | A | Siena | 0 1 | 146 | H | Lafayette | 3 1 | |
| | | | | | | | | 88 | H | Iona | 1 0 | 152 | H | Fordham | 1 0 | |
| | | | | | | | | 95 | A | Lehigh | 2 0 | 172 | H | Massachusetts | 2 0 | |
| | | | | | | | | | | | | | | | | |
| | | | | | | | | | | | | | | | | |
| | | | | | | | | | | | | | | | | |
| | | | | | | | | | | | | | | | | |
| | | | | | | | | | | | | | | | | |
| | | | | | | | | | | | | | | | | |
| | | | | | | | | | | | | | | | | |
| | | | | | | | | | | | | | | | | |
| | | | | | | | | | | | | | | | | |
| | | | | | | | | | | | | | | | | |
| | | | | | | | | | | | | | | | | |
| | | | | | | | | | | | | | | | | |
| | | | | | | | | | | | | | | | | |
| | | | | | | | | | | | | | | | | |
| | | | | | | | | | | | | | | | | |
| | | | | | | | | | | | | | | | | |
| | | | | | | | | | | | | | | | | |
| | | | | | | | | | | | | | | | | |
| | | | | | | | | | | | | | | | | |
| | | | | | | | | | | | | | | | | |
| | | | | | | | | | | | | | | | | |
| | | | | | | | | | | | | | | | | |
| | | | | | | | | | | | | | | | | |
| | | | | | | | | | | | | | | | | |
| | | | | | | | | | | | | | | | | |
| | | | | | | | | | | | | | | | | |
| | | | | | | | | | | | | | | | | |
| | | | | | | | | | | | | | | | | |
| | | | | | | | | | | | | | | | | |
| | | | | | | | | | | | | | | | | |
| | | | | | | | | | | | | | | | | |
| | | | | | | | | | | | | | | | | |
| | | | | | | | | | | | | | | | | |
| | | | | | | | | | | | | | | | | |
| | | | | | | | | | | | | | | | | |
| | | | | | | | | | | | | | | | | |
| | | | | | | | | | | | | | | | | |
| | | | | | | | | | | | | | | | | |
| | | | | | | | | | | | | | | | | |
| | | | | | | | | | | | | | | | | |
| | | | | | | | | | | | | | | | | |
| | | | | | | | | | | | | | | | | |
| | | | | | | | | | | | | | | | | |
| | | | | | | | | | | | | | | | | |
| | | | | | | | | | | | | | | | | |
| | | | | | | | | | | | | | | | | |
| | | | | | | | | | | | | | | | | |
| | | | | | | | | | | | | | | | | |
| | | | | | | | | | | | | | | | | |
| | | | | | | | | | | | | | | | | |
| | | | | | | | | | | | | | | | | |
| | | | | | | | | | | | | | | | | |
| | | | | | | | | | | | | | | | | |
| | | | | | | | | | | | | | | | | |
| | | | | | | | | | | | | | | | | |
| | | | | | | | | | | | | | | | | |
| | | | | | | | | | | | | | | | | |
| | | | | | | | | | | | | | | | | |
| | | | | | | | | | | | | | | | | |
| | | | | | | | | | | | | | | | | |
| | | | | | | | | | | | | | | | | |
| | | | | | | | | | | | | | | | | |
| | | | | | | | | | | | | | | | | |
| | | | | | | | | | | | | | | | | |
| | | | | | | | | | | | | | | | | |
| | | | | | | | | | | | | | | | | |
| | | | | | | | | | | | | | | | | |
| | | | | | | | | | | | | | | | | |
| | | | | | | | | | | | | | | | | |
| | | | | | | | | | | | | | | | | |
| | | | | | | | | | | | | | | | | |
| | | | | | | | | | | | | | | | | |
| | | | | | | | | | | | | | | | | |
| | | | | | | | | | | | | | | | | |
| | | | | | | | | | | | | | | | | |
| | | | | | | | | | | | | | | | | |
| | | | | | | | | | | | | | | | | |
| | | | | | | | | | | | | | | | | |
| | | | | | | | | | | | | | | | | |
| | | | | | | | | | | | | | | | | |
| | | | | | | | | | | | | | | | | |
| | | | | | | | | | | | | | | | | |
| | | | | | | | | | | | | | | | | |
| | | | | | | | | | | | | | | | | |
| | | | | | | | | | | | | | | | | |
| | | | | | | | | | | | | | | | | |
| | | | | | | | | | | | | | | | | |
| | | | | | | | | | | | | | | | | |
| | | | | | | | | | | | | | | | | |
| | | | | | | | | | | | | | | | | |
| | | | | | | | | | | | | | | | | |
| | | | | | | | | | | | | | | | | |
| | | | | | | | | | | | | | | | | |
| | | | | | | | | | | | | | | | | |
| | | | | | | | | | | | | | | | | |
| | | | | | | | | | | | | | | | | |
| | | | | | | | | | | | | | | | | |
| | | | | | | | | | | | | | | | | |
| | | | | | | | | | | | | | | | | |
| | | | | | | | | | | | | | | | | |
| | | | | | | | | | | | | | | | | |
| | | | | | | | | | | | | | | | | |
| | | | | | | | | | | | | | | | | |
| | | | | | | | | | | | | | | | | |
| | | | | | | | | | | | | | | | | |
| | | | | | | | | | | | | | | | | |
| | | | | | | | | | | | | | | | | |
| | | | | | | | | | | | | | | | | |
| | | | | | | | | | | | | | | | | |
| | | | | | | | | | | | | | | | | |
| | | | | | | | | | | | | | | | | |
| | | | | | | | | | | | | | | | | |
| | | | | | | | | | | | | | | | | |
| | | | | | | | | | | | | | | | | |
| | | | | | | | | | | | | | | | | |
| | | | | | | | | | | | | | | | | |
| | | | | | | | | | | | | | | | | |
| | | | | | | | | | | | | | | | | |
| | | | | | | | | | | | | | | | | |
| | | | | | | | | | | | | | | | | |
| | | | | | | | | | | | | | | | | |
| | | | | | | | | | | | | | | | | |
| | | | | | | | | | | | | | | | | |
| | | | | | | | | | | | | | | | | |
| | | | | | | | | | | | | | | | | |
| | | | | | | | | | | | | | | | | |
| | | | | | | | | | | | | | | | | |
| | | | | | | | | | | | | | | | | |
| | | | | | | | | | | | | | | | | |
| | | | | | | | | | | | | | | | | |
| | | | | | | | | | | | | | | | | |
| | | | | | | | | | | | | | | | | |
| | | | | | | | | | | | | | | | | |
| | | | | | | | | | | | | | | | | |
| | | | | | | | | | | | | | | | | |
| | | | | | | | | | | | | | | | | |
| | | | | | | | | | | | | | | | | |
| | | | | | | | | | | | | | | | | |
| | | | | | | | | | | | | | | | | |
| | | | | | | | | | | | | | | | | |
| | | | | | | | | | | | | | | | | |
| | | | | | | | | | | | | | | | | |
| | | | | | | | | | | | | | | | | |
| | | | | | | | | | | | | | | | | |
| | | | | | | | | | | | | | | | | |
| | | | | | | | | | | | | | | | | |
| | | | | | | | | | | | | | | | | |
| | | | | | | | | | | | | | | | | |
| | | | | | | | | | | | | | | | | |
| | | | | | | | | | | | | | | | | |
| | | | | | | | | | | | | | | | | |
| | | | | | | | | | | | | | | | | |
| | | | | | | | | | | | | | | | | |
| | | | | | | | | | | | | | | | | |
| | | | | | | | | | | | | | | | | |
| | | | | | | | | | | | | | | | | |
| | | | | | | | | | | | | | | | | |
| | | | | | | | | | | | | | | | | |
| | | | | | | | | | | | | | | | | |
| | | | | | | | | | | | | | | | | |
| | | | | | | | | | | | | | | | | |
| | | | | | | | | | | | | | | | | |
| | | | | | | | | | | | | | | | | |
| | | | | | | | | | | | | | | | | |
| | | | | | | | | | | | | | | | | |
| | | | | | | | | | | | | | | | | |
| | | | | | | | | | | | | | | | | |
| | | | | | | | | | | | | | | | | |
| | | | | | | | | | | | | | | | | |
| | | | | | | | | | | | | | | | | |
| | | | | | | | | | | | | | | | | |
| | | | | | | | | | | | | | | | | |
| | | | | | | | | | | | | | | | | |
| | | | | | | | | | | | | | | | | |
| | | | | | | | | | | | | | | | | |
| | | | | | | | | | | | | | | | | |
| | | | | | | | | | | | | | | | | |
| | | | | | | | | | | | | | | | | |
| | | | | | | | | | | | | | | | | |
| | | | | | | | | | | | | | | | | |
| | | | | | | | | | | | | | | | | |
| | | | | | | | | | | | | | | | | |
| | | | | | | | | | | | | | | | | |
| | | | | | | | | | | | | | | | | |
| | | | | | | | | | | | | | | | | |
| | | | | | | | | | | | | | | | | |
| | | | | | | | | | | | | | | | | |
| | | | | | | | | | | | | | | | | |
| | | | | | | | | | | | | | | | | |
| | | | | | | | | | | | | | | | | |
| | | | | | | | | | | | | | | | | |
| | | | | | | | | | | | | | | | | |
| | | | | | | | | | | | | | | | | |
| | | | | | | | | | | | | | | | | |
| | | | | | | | | | | | | | | | | |
| | | | | | | | | | | | | | | | | |
| | | | | | | | | | | | | | | | | |
| | | | | | | | | | | | | | | | | |
| | | | | | | | | | | | | | | | | |
| | | | | | | | | | | | | | | | | |
| | | | | | | | | | | | | | | | | |
| | | | | | | | | | | | | | | | | |
| | | | | | | | | | | | | | | | | |
| | | | | | | | | | | | | | | | | |
| | | | | | | | | | | | | | | | | |
| | | | | | | | | | | | | | | | | |
| | | | | | | | | | | | | | | | | |
| | | | | | | | | | | | | | | | | |
| | | | | | | | | | | | | | | | | |
| | | | | | | | | | | | | | | | | |
| | | | | | | | | | | | | | | | | |
| | | | | | | | | | | | | | | | | |
| | | | | | | | | | | | | | | | | |
| | | | | | | | | | | | | | | | | |
| | | | | | | | | | | | | | | | | |
| | | | | | | | | | | | | | | | | |
| | | | | | | | | | | | | | | | | |
| | | | | | | | | | | | | | | | | |
| | | | | | | | | | | | | | | | | |
| | | | | | | | | | | | | | | | | |
| | | | | | | | | | | | | | | | | |
| | | | | | | | | | | | | | | | | |
| | | | | | | | | | | | | | | | | |
| | | | | | | | | | | | | | | | | |
| | | | | | | | | | | | | | | | | |
| | | | | | | | | | | | | | | | | |
| | | | | | | | | | | | | | | | | |
| | | | | | | | | | | | | | | | | |
| | | | | | | | | | | | | | | | | |
| | | | | | | | | | | | | | | | | |
| | | | | | | | | | | | | | | | | |
| | | | | | | | | | | | | | | | | |
| | | | | | | | | | | | | | | | | |
| | | | | | | | | | | | | | | | | |
| | | | | | | | | | | | | | | | | |
| | | | | | | | | | | | | | | | | |
| | | | | | | | | | | | | | | | | |
| | | | | | | | | | | | | | | | | |
| | | | | | | | | | | | | | | | | |
| | | | | | | | | | | | | | | | | |
| | | | | | | | | | | | | | | | | |
| | | | | | | | | | | | | | | | | |
| | | | | | | | | | | | | | | | | |
| | | | | | | | | | | | | | | | | |
| | | | | | | | | | | | | | | | | |
| | | | | | | | | | | | | | | | | |
| | | | | | | | | | | | | | | | | |
| | | | | | | | | | | | | | | | | |
| | | | | | | | | | | | | | | | | |
| | | | | | | | | | | | | | | | | |
| | | | | | | | | | | | | | | | | |
| | | | | | | | | | | | | | | | | |
| | | | | | | | | | | | | | | | | |

Non-Div. I Games:

Boston U.

| | | | | | | | | | | | | |
|------------------|----------|--------------------|----------------------|------------------|----------------|-------------------------|------------------------------|-------------|-------------|--------------------|------------------|----|
| Average RPI Win: | 114 | WON-LOST RECORD | WINNING PCT. RANK | LAST 10 GAMES | | STRENGTH OF SCHEDULE | OPP. STRENGTH OF SCHEDULE | TEAM RPI | ADJ RPI | CONF. RPI | ADJ CONF. RPI | |
| DIV. I ONLY | | 8-3-4 | .66667 | 33 | 6-2-2 | 51 | 83 | 40 | .56202 | 37 | 15 | 16 |
| DIV. I NON-CONF. | | 5-1-3 | .72222 | 25 | 3-0-1 | 13 | 31 | 18 | .6027 | 13 | 14 | 15 |
| <hr/> | | | | | | | | | | | | |
| TOTALS | RPI 1-25 | | RPI 26-50 | | W-L RECORDS | | RPI 51-100 | | RPI 101-150 | | RPI 150+ | |
| 8-3-4 | 1-1-0 | | 0-0-2 | | OVERALL | | 2-2-1 | | 2-0-0 | | 3-0-1 | |
| 3-1-2 | 0-0-0 | | 0-0-1 | | HOME | | 1-1-0 | | 2-0-0 | | 0-0-1 | |
| 5-2-2 | 1-1-0 | | 0-0-1 | | AWAY | | 1-1-1 | | 0-0-0 | | 3-0-0 | |
| 0-0-0 | 0-0-0 | | 0-0-0 | | NEUTRAL | | 0-0-0 | | 0-0-0 | | 0-0-0 | |
| 5-1-3 | 1-1-0 | | 0-0-2 | | NON-CONFERENCE | | 2-0-1 | | 1-0-0 | | 1-0-0 | |
| 2-0-1 | 0-0-0 | | 0-0-1 | | HOME | | 1-0-0 | | 1-0-0 | | 0-0-0 | |
| 3-1-2 | 1-1-0 | | 0-1- | | AWAY | | 1-0-1 | | 0-0-0 | | 1-0-0 | |
| 0-0-0 | 0-0-0 | | 0-0-0 | | NEUTRAL | | 0-0-0 | | 0-0-0 | | 0-0-0 | |
| 3-2-1 | 0-0-0 | | 0-0-0 | | CONFERENCE | | 0-2-0 | | 1-0-0 | | 2-0-1 | |
| 1-1-1 | 0-0-0 | | 0-0-0 | | HOME | | 0-1-0 | | 1-0-0 | | 0-0-1 | |
| 2-1-0 | 0-0-0 | | 0-0-0 | | AWAY | | 0-1-0 | | 0-0-0 | | 2-0-0 | |
| 0-0-0 | 0-0-0 | | 0-0-0 | | NEUTRAL | | 0-0-0 | | 0-0-0 | | 0-0-0 | |
| RPI | S | Opponent | Score | RPI | S | Opponent | Score | RPI | S | Opponent | Score | |
| 15 | A | Michigan St. | 1 0 | 26 | A | Davidson | 0 0 | 61 | A | Butler | 2 1 | |
| 20 | A | Northwestern | 0 1 | 41 | H | Dayton | 2 2 | 77 | A | North Carolina St. | 0 0 | |
| | | | | | | | | 79 | H | Detroit | 0 1 | |
| | | | | | | | | 92 | H | Western Ill. | 2 1 | |
| | | | | | | | | 99 | A | Ill.-Chicago | 0 1 | |
| | | | | | | | | | | | | |
| | | | | | | | | | | | | |
| | | | | | | | | | | | | |
| | | | | | | | | | | | | |
| | | | | | | | | | | | | |
| | | | | | | | | | | | | |
| | | | | | | | | | | | | |
| | | | | | | | | | | | | |
| | | | | | | | | | | | | |
| | | | | | | | | | | | | |
| | | | | | | | | | | | | |
| | | | | | | | | | | | | |
| | | | | | | | | | | | | |
| | | | | | | | | | | | | |
| | | | | | | | | | | | | |
| | | | | | | | | | | | | |
| | | | | | | | | | | | | |
| | | | | | | | | | | | | |
| | | | | | | | | | | | | |
| | | | | | | | | | | | | |
| | | | | | | | | | | | | |
| | | | | | | | | | | | | |
| | | | | | | | | | | | | |
| | | | | | | | | | | | | |
| | | | | | | | | | | | | |
| | | | | | | | | | | | | |
| | | | | | | | | | | | | |
| | | | | | | | | | | | | |
| | | | | | | | | | | | | |
| | | | | | | | | | | | | |
| | | | | | | | | | | | | |
| | | | | | | | | | | | | |
| | | | | | | | | | | | | |
| | | | | | | | | | | | | |
| | | | | | | | | | | | | |
| | | | | | | | | | | | | |
| | | | | | | | | | | | | |
| | | | | | | | | | | | | |
| | | | | | | | | | | | | |
| | | | | | | | | | | | | |
| | | | | | | | | | | | | |
| | | | | | | | | | | | | |
| | | | | | | | | | | | | |
| | | | | | | | | | | | | |
| | | | | | | | | | | | | |
| | | | | | | | | | | | | |
| | | | | | | | | | | | | |
| | | | | | | | | | | | | |
| | | | | | | | | | | | | |
| | | | | | | | | | | | | |
| | | | | | | | | | | | | |
| | | | | | | | | | | | | |
| | | | | | | | | | | | | |
| | | | | | | | | | | | | |
| | | | | | | | | | | | | |
| | | | | | | | | | | | | |
| | | | | | | | | | | | | |
| | | | | | | | | | | | | |
| | | | | | | | | | | | | |
| | | | | | | | | | | | | |
| | | | | | | | | | | | | |
| | | | | | | | | | | | | |
| | | | | | | | | | | | | |
| | | | | | | | | | | | | |
| | | | | | | | | | | | | |
| | | | | | | | | | | | | |
| | | | | | | | | | | | | |
| | | | | | | | | | | | | |
| | | | | | | | | | | | | |
| | | | | | | | | | | | | |
| | | | | | | | | | | | | |
| | | | | | | | | | | | | |
| | | | | | | | | | | | | |
| | | | | | | | | | | | | |
| | | | | | | | | | | | | |

Non-Div. I Games:

Valparaiso

| Average RPI Win: | | 128 | WON-LOST RECORD | | WINNING PCT. RANK | | LAST 10 GAMES | | STRENGTH OF SCHEDULE | | OPP. STRENGTH OF SCHEDULE | | TEAM RPI | | ADJ RPI | | CONF. RPI | | ADJ CONF. RPI | |
|-------------------|---|-------------------------|-----------------|-----------|-------------------|----------------|---------------|--------------------|----------------------|-------------|---------------------------|----------|----------|-------------------------|---------|-------|-----------|--|---------------|--|
| Average RPI Loss: | | 31 | | | | | | | | | | | | | | | | | | |
| DIV. I ONLY | | | 8-4-1 | | .65385 | | 40 | | 7-2-1 | | 49 | | 95 | | 37 | | .56157 | | 38 | |
| DIV. I NON-CONF. | | | 5-3-1 | | .61111 | | 56 | | 4-1-1 | | 33 | | 74 | | 30 | | .5773 | | 33 | |
| TOTALS | | RPI 1-25 | | RPI 26-50 | | W-L RECORDS | | RPI 51-100 | | RPI 101-150 | | RPI 150+ | | | | | | | | |
| 8-4-1 | | 0-2-0 | | 0-1-0 | | OVERALL | | 2-1-1 | | 3-0-0 | | 3-0-0 | | | | | | | | |
| 4-2-0 | | 0-0-0 | | 0-1-0 | | HOME | | 0-1-0 | | 1-0-0 | | 3-0-0 | | | | | | | | |
| 4-1-1 | | 0-1-0 | | 0-0-0 | | AWAY | | 2-0-1 | | 2-0-0 | | 0-0-0 | | | | | | | | |
| 0-1-0 | | 0-1-0 | | 0-0-0 | | NEUTRAL | | 0-0-0 | | 0-0-0 | | 0-0-0 | | | | | | | | |
| 5-3-1 | | 0-2-0 | | 0-1-0 | | NON-CONFERENCE | | 1-0-1 | | 2-0-0 | | 2-0-0 | | | | | | | | |
| 3-1-0 | | 0-0-0 | | 0-1-0 | | HOME | | 0-0-0 | | 1-0-0 | | 2-0-0 | | | | | | | | |
| 2-1-1 | | 0-1-0 | | 0-0- | | AWAY | | 1-0-1 | | 1-0-0 | | 0-0-0 | | | | | | | | |
| 0-1-0 | | 0-1-0 | | 0-0-0 | | NEUTRAL | | 0-0-0 | | 0-0-0 | | 0-0-0 | | | | | | | | |
| 3-1-0 | | 0-0-0 | | 0-0-0 | | CONFERENCE | | 1-1-0 | | 1-0-0 | | 1-0-0 | | | | | | | | |
| 1-1-0 | | 0-0-0 | | 0-0-0 | | HOME | | 0-1-0 | | 0-0-0 | | 1-0-0 | | | | | | | | |
| 2-0-0 | | 0-0-0 | | 0-0-0 | | AWAY | | 1-0-0 | | 1-0-0 | | 0-0-0 | | | | | | | | |
| 0-0-0 | | 0-0-0 | | 0-0-0 | | NEUTRAL | | 0-0-0 | | 0-0-0 | | 0-0-0 | | | | | | | | |
| RPI | S | Opponent | | Score | | RPI | S | Opponent | | Score | | RPI | S | Opponent | | Score | | | | |
| 2 | N | Indiana | | 0 | 1 | 36 | H | Boston U. | | 1 | 3 | 54 | A | Hofstra | | 2 | 1 | | | |
| 3 | A | Notre Dame | | 1 | 4 | | | | | | | 62 | A | Princeton | | 2 | 1 | | | |
| | | | | | | | | | | | | 83 | H | Penn | | 1 | 2 | | | |
| | | | | | | | | | | | | 86 | A | Holy Cross | | 2 | 2 | | | |
| | | | | | | | | | | | | | | 121 A Vermont | | 2 | 1 | | | |
| | | | | | | | | | | | | | | 124 A Columbia | | 1 | 0 | | | |
| | | | | | | | | | | | | | | 143 H UMass Lowell | | 4 | 0 | | | |
| | | | | | | | | | | | | | | 152 H Fordham | | 2 | 0 | | | |
| | | | | | | | | | | | | | | 169 H Central Conn. St. | | 3 | 1 | | | |
| | | | | | | | | | | | | | | 197 H Yale | | 4 | 1 | | | |
| LAST 10 GAMES | | | | | | | | | | | | | | | | | | | | |
| | | 124 A Columbia | | 1 | 0 | | | 62 A Princeton | | 2 | 1 | | | 121 A Vermont | | 2 | 1 | | | |
| | | 83 H Penn | | 1 | 2 | | | 152 H Fordham | | 2 | 0 | | | 86 A Holy Cross | | 2 | 2 | | | |
| | | 36 H Boston U. | | 1 | 3 | | | 143 H UMass Lowell | | 4 | 0 | | | | | | | | | |
| | | 197 H Yale | | 4 | 1 | | | | | | | | | | | | | | | |
| | | 169 H Central Conn. St. | | 3 | 1 | | | | | | | | | | | | | | | |

Non-Div. I Games:

Dartmouth

Wake Forest

Wake Forest

| Average RPI Win: 112 | | WON-LOST | WINNING | LAST 10 | STRENGTH OF | OPP. STRENGTH | TEAM | ADJ | CONF. | ADJ CONF. | | |
|----------------------|---|------------|-----------|-----------|-------------|----------------|------|------------|--------|-------------|---|----------|
| Average RPI Loss: 30 | | RECORD | PCT. RANK | GAMES | SCHEDULE | OF SCHEDULE | RPI | RPI | RPI | RPI | | |
| DIV. I ONLY | | 8-6-1 | .56667 | 83 | 3-5-1 | 33 | 22 | 39 | .55252 | 40 | 1 | 1 |
| DIV. I NON-CONF. | | 6-2-0 | .75 | 17 | 1-1-0 | 105 | 147 | 88 | .50581 | 82 | 2 | 2 |
| <hr/> | | | | | | | | | | | | |
| TOTALS | | RPI 1-25 | | RPI 26-50 | | W-L RECORDS | | RPI 51-100 | | RPI 101-150 | | RPI 150+ |
| 8-6-1 | | 1-3-1 | | 0-1-0 | | OVERALL | | 3-2-0 | | 2-0-0 | | 2-0-0 |
| 7-2-1 | | 1-2-1 | | 0-0-0 | | HOME | | 3-0-0 | | 2-0-0 | | 1-0-0 |
| 1-4-0 | | 0-1-0 | | 0-1-0 | | AWAY | | 0-2-0 | | 0-0-0 | | 1-0-0 |
| 0-0-0 | | 0-0-0 | | 0-0-0 | | NEUTRAL | | 0-0-0 | | 0-0-0 | | 0-0-0 |
| 6-2-0 | | 0-0-0 | | 0-1-0 | | NON-CONFERENCE | | 2-1-0 | | 2-0-0 | | 2-0-0 |
| 5-0-0 | | 0-0-0 | | 0-0-0 | | HOME | | 2-0-0 | | 2-0-0 | | 1-0-0 |
| 1-2-0 | | 0-0-0 | | 0-0- | | AWAY | | 0-1-0 | | 0-0-0 | | 1-0-0 |
| 0-0-0 | | 0-0-0 | | 0-0-0 | | NEUTRAL | | 0-0-0 | | 0-0-0 | | 0-0-0 |
| 2-4-1 | | 1-3-1 | | 0-0-0 | | CONFERENCE | | 1-1-0 | | 0-0-0 | | 0-0-0 |
| 2-2-1 | | 1-2-1 | | 0-0-0 | | HOME | | 1-0-0 | | 0-0-0 | | 0-0-0 |
| 0-2-0 | | 0-1-0 | | 0-0-0 | | AWAY | | 0-1-0 | | 0-0-0 | | 0-0-0 |
| 0-0-0 | | 0-0-0 | | 0-0-0 | | NEUTRAL | | 0-0-0 | | 0-0-0 | | 0-0-0 |
| RPI | S | Opponent | | Score | | RPI | S | Opponent | | Score | | |
| 1 | A | UCLA | | 0 3 | | 44 | A | Marquette | | 0 1 | | |
| 1 | H | UCLA | | 1 2 | | | | | | | | |
| 6 | H | Washington | | 1 1 | | | | | | | | |
| 7 | H | Stanford | | 0 1 | | | | | | | | |
| 13 | H | California | | 6 2 | | | | | | | | |
| | | | | | | | | | | | | |
| | | | | | | | | | | | | |
| | | | | | | | | | | | | |
| | | | | | | | | | | | | |
| | | | | | | | | | | | | |
| | | | | | | | | | | | | |
| | | | | | | | | | | | | |
| | | | | | | | | | | | | |
| | | | | | | | | | | | | |
| | | | | | | | | | | | | |
| | | | | | | | | | | | | |
| | | | | | | | | | | | | |
| | | | | | | | | | | | | |
| | | | | | | | | | | | | |
| | | | | | | | | | | | | |
| | | | | | | | | | | | | |
| | | | | | | | | | | | | |
| | | | | | | | | | | | | |
| | | | | | | | | | | | | |
| | | | | | | | | | | | | |
| | | | | | | | | | | | | |
| | | | | | | | | | | | | |
| | | | | | | | | | | | | |
| | | | | | | | | | | | | |
| | | | | | | | | | | | | |
| | | | | | | | | | | | | |
| | | | | | | | | | | | | |
| | | | | | | | | | | | | |
| | | | | | | | | | | | | |
| | | | | | | | | | | | | |
| | | | | | | | | | | | | |
| | | | | | | | | | | | | |
| | | | | | | | | | | | | |
| | | | | | | | | | | | | |
| | | | | | | | | | | | | |
| | | | | | | | | | | | | |
| | | | | | | | | | | | | |
| | | | | | | | | | | | | |
| | | | | | | | | | | | | |
| | | | | | | | | | | | | |
| | | | | | | | | | | | | |
| | | | | | | | | | | | | |
| | | | | | | | | | | | | |
| | | | | | | | | | | | | |
| | | | | | | | | | | | | |
| | | | | | | | | | | | | |
| | | | | | | | | | | | | |
| | | | | | | | | | | | | |
| | | | | | | | | | | | | |
| | | | | | | | | | | | | |
| | | | | | | | | | | | | |
| | | | | | | | | | | | | |
| | | | | | | | | | | | | |
| | | | | | | | | | | | | |
| | | | | | | | | | | | | |
| | | | | | | | | | | | | |
| | | | | | | | | | | | | |
| | | | | | | | | | | | | |
| | | | | | | | | | | | | |
| | | | | | | | | | | | | |
| | | | | | | | | | | | | |

Non-Div. I Games: Northwest Chrst. 11 1

Oregon St.

| Average RPI Win: | | 107 | WON-LOST RECORD | | WINNING PCT. RANK | | LAST 10 GAMES | | STRENGTH OF SCHEDULE | | OPP. STRENGTH OF SCHEDULE | | TEAM RPI | | ADJ RPI | | CONF. RPI | | ADJ CONF. RPI | |
|------------------|---|----------------|-----------------|-----------|-------------------|----------------|---------------|------------|----------------------|-------------|---------------------------|----------|----------|----------------|-----------|-------|-----------|--|---------------|--|
| DIV. I ONLY | | | 7-5-1 | | .57692 77 | | 6-3-1 | | 39 | | 31 | | 42 | | .54828 43 | | 5 | | 5 | |
| DIV. I NON-CONF. | | | 5-3-0 | | .625 49 | | 4-1-0 | | 60 | | 24 | | 52 | | .54305 51 | | 5 | | 5 | |
| TOTALS | | RPI 1-25 | | RPI 26-50 | | W-L RECORDS | | RPI 51-100 | | RPI 101-150 | | RPI 150+ | | | | | | | | |
| 7-5-1 | | 1-3-1 | | 1-1-0 | | OVERALL | | 1-0-0 | | 2-0-0 | | 2-1-0 | | | | | | | | |
| 5-2-0 | | 1-1-0 | | 1-1-0 | | HOME | | 0-0-0 | | 1-0-0 | | 2-0-0 | | | | | | | | |
| 2-3-1 | | 0-2-1 | | 0-0-0 | | AWAY | | 1-0-0 | | 1-0-0 | | 0-1-0 | | | | | | | | |
| 0-0-0 | | 0-0-0 | | 0-0-0 | | NEUTRAL | | 0-0-0 | | 0-0-0 | | 0-0-0 | | | | | | | | |
| 5-3-0 | | 0-2-0 | | 1-1-0 | | NON-CONFERENCE | | 1-0-0 | | 2-0-0 | | 1-0-0 | | | | | | | | |
| 3-2-0 | | 0-1-0 | | 1-1-0 | | HOME | | 0-0-0 | | 1-0-0 | | 1-0-0 | | | | | | | | |
| 2-1-0 | | 0-1-0 | | 0-0- | | AWAY | | 1-0-0 | | 1-0-0 | | 0-0-0 | | | | | | | | |
| 0-0-0 | | 0-0-0 | | 0-0-0 | | NEUTRAL | | 0-0-0 | | 0-0-0 | | 0-0-0 | | | | | | | | |
| 2-2-1 | | 1-1-1 | | 0-0-0 | | CONFERENCE | | 0-0-0 | | 0-0-0 | | 1-1-0 | | | | | | | | |
| 2-0-0 | | 1-0-0 | | 0-0-0 | | HOME | | 0-0-0 | | 0-0-0 | | 1-0-0 | | | | | | | | |
| 0-2-1 | | 0-1-1 | | 0-0-0 | | AWAY | | 0-0-0 | | 0-0-0 | | 0-1-0 | | | | | | | | |
| 0-0-0 | | 0-0-0 | | 0-0-0 | | NEUTRAL | | 0-0-0 | | 0-0-0 | | 0-0-0 | | | | | | | | |
| RPI | S | Opponent | | Score | | RPI | S | Opponent | | Score | | RPI | S | Opponent | | Score | | | | |
| 5 | H | Charlotte | | 2 | 1 | 29 | H | UNCW | | 1 | 2 | 100 | A | William & Mary | | 1 | 0 | | | |
| 11 | A | Virginia | | 0 | 1 | 49 | H | South Fla. | | 1 | 0 | | | VCU | | 2 | 1 | | | |
| 14 | H | North Carolina | | 0 | 1 | | | | | | | | | Northeastern | | 1 | 0 | | | |
| 17 | A | New Mexico | | 0 | 4 | | | | | | | | | Marshall | | 1 | 2 | | | |
| 25 | A | Kentucky | | 1 | 1 | | | | | | | | | Longwood | | 2 | 0 | | | |
| | | | | | | | | | | | | | | Fla. Atlantic | | 2 | 1 | | | |
| LAST 10 GAMES | | | | | | | | | | | | | | | | | | | | |
| 17 | A | New Mexico | | 0 | 4 | 25 | A | Kentucky | | 1 | 1 | 111 | A | VCU | | 2 | 1 | | | |
| 100 | A | William & Mary | | 1 | 0 | 29 | H | UNCW | | 1 | 2 | 181 | H | Longwood | | 2 | 0 | | | |
| 5 | H | Charlotte | | 2 | 1 | 49 | H | South Fla. | | 1 | 0 | | | | | | | | | |
| 191 | H | Fla. Atlantic | | 2 | 1 | | | | | | | | | | | | | | | |
| 165 | A | Marshall | | 1 | 2 | | | | | | | | | | | | | | | |

Non-Div. I Games:

Old Dominion

| Average RPI Win: 122 | | WON-LOST RECORD | | WINNING PCT. RANK | | LAST 10 GAMES | | STRENGTH OF SCHEDULE | | OPP. STRENGTH OF SCHEDULE | | TEAM RPI | | ADJ RPI | | CONF. RPI | | ADJ CONF. RPI | | | | | |
|----------------------|---|-----------------|--|-------------------|---|----------------|---|----------------------|--|---------------------------|---|----------|---|-----------------|--|-----------|---|---------------|---|---------------|--|---|---|
| DIV. I ONLY | | 7-4-3 | | .60714 58 | | 5-2-3 | | 71 | | 6 | | 46 | | .54612 44 | | 4 | | 4 | | | | | |
| DIV. I NON-CONF. | | 6-2-0 | | .75 17 | | 4-0-0 | | 148 | | 9 | | 87 | | .50691 81 | | 4 | | 4 | | | | | |
| TOTALS | | RPI 1-25 | | RPI 26-50 | | W-L RECORDS | | RPI 51-100 | | RPI 101-150 | | RPI 150+ | | | | | | | | | | | |
| 7-4-3 | | 0-3-2 | | 1-0-0 | | OVERALL | | 1-1-1 | | 3-0-0 | | 2-0-0 | | | | | | | | | | | |
| 6-1-2 | | 0-1-1 | | 1-0-0 | | HOME | | 1-0-1 | | 2-0-0 | | 2-0-0 | | | | | | | | | | | |
| 1-2-1 | | 0-1-1 | | 0-0-0 | | AWAY | | 0-1-0 | | 1-0-0 | | 0-0-0 | | | | | | | | | | | |
| 0-1-0 | | 0-1-0 | | 0-0-0 | | NEUTRAL | | 0-0-0 | | 0-0-0 | | 0-0-0 | | | | | | | | | | | |
| 6-2-0 | | 0-2-0 | | 1-0-0 | | NON-CONFERENCE | | 0-0-0 | | 3-0-0 | | 2-0-0 | | | | | | | | | | | |
| 5-0-0 | | 0-0-0 | | 1-0-0 | | HOME | | 0-0-0 | | 2-0-0 | | 2-0-0 | | | | | | | | | | | |
| 1-1-0 | | 0-1-0 | | 0-0- | | AWAY | | 0-0-0 | | 1-0-0 | | 0-0-0 | | | | | | | | | | | |
| 0-1-0 | | 0-1-0 | | 0-0-0 | | NEUTRAL | | 0-0-0 | | 0-0-0 | | 0-0-0 | | | | | | | | | | | |
| 1-2-3 | | 0-1-2 | | 0-0-0 | | CONFERENCE | | 1-1-1 | | 0-0-0 | | 0-0-0 | | | | | | | | | | | |
| 1-1-2 | | 0-1-1 | | 0-0-0 | | HOME | | 1-0-1 | | 0-0-0 | | 0-0-0 | | | | | | | | | | | |
| 0-1-1 | | 0-0-1 | | 0-0-0 | | AWAY | | 0-1-0 | | 0-0-0 | | 0-0-0 | | | | | | | | | | | |
| 0-0-0 | | 0-0-0 | | 0-0-0 | | NEUTRAL | | 0-0-0 | | 0-0-0 | | 0-0-0 | | | | | | | | | | | |
| RPI | S | Opponent | | Score | | RPI | S | Opponent | | Score | | RPI | S | Opponent | | Score | | | | | | | |
| 2 | A | Indiana | | 0 | 1 | 40 | H | Oregon St. | | 1 | 0 | 61 | A | Butler | | 0 | 1 | 127 | H | Wisconsin | | 2 | 0 |
| 3 | N | Notre Dame | | 1 | 2 | | | | | | | 66 | H | St. John's (NY) | | 2 | 0 | 138 | H | Gonzaga | | 2 | 0 |
| 8 | A | Georgetown | | 0 | 0 | | | | | | | 81 | H | Villanova | | 1 | 1 | 145 | A | Northern Ill. | | 2 | 0 |
| 10 | H | Providence | | 1 | 1 | | | | | | | | | | | | | 160 | H | Milwaukee | | 2 | 0 |
| 21 | H | Xavier | | 0 | 1 | | | | | | | | | | | | | 178 | H | Drake | | 2 | 0 |
| LAST 10 GAMES | | | | | | | | | | | | | | | | | | | | | | | |
| 21 | H | Xavier | | 0 | 1 | 8 | A | Georgetown | | 0 | 0 | 127 | H | Wisconsin | | 2 | 0 | 145 | A | Northern Ill. | | 2 | 0 |
| 10 | H | Providence | | 1 | 1 | 127 | H | Wisconsin | | 2 | 0 | 160 | H | Milwaukee | | 2 | 0 | 178 | H | Drake | | 2 | 0 |
| 81 | H | Villanova | | 1 | 1 | | | | | | | | | | | | | | | | | | |
| 61 | A | Butler | | 0 | 1 | | | | | | | | | | | | | | | | | | |
| 66 | H | St. John's (NY) | | 2 | 0 | | | | | | | | | | | | | | | | | | |

Non-Div. I Games:

Marquette

| Average RPI Win: | | 97 | WON-LOST RECORD | | WINNING PCT. RANK | LAST 10 GAMES | STRENGTH OF SCHEDULE | | OPP. STRENGTH OF SCHEDULE | TEAM RPI | ADJ RPI | CONF. RPI | ADJ CONF. RPI | | | | |
|-------------------|---|-----------|-----------------|-----------|-------------------|----------------|----------------------|------------------|---------------------------|-------------|---------|-----------|---------------|-------------------|--|-------|--|
| Average RPI Loss: | | 12 | 6-1-9 | | .65625 | 36 | 41 | | 73 | 45 | .5455 | 45 | 6 | 6 | | | |
| DIV. I ONLY | | | 2-0-7 | | .61111 | 56 | 36 | | 93 | 45 | .55269 | 45 | 6 | 6 | | | |
| DIV. I NON-CONF. | | | | | | | | | | | | | | | | | |
| TOTALS | | RPI 1-25 | | RPI 26-50 | | W-L RECORDS | | RPI 51-100 | | RPI 101-150 | | RPI 150+ | | | | | |
| 6-1-9 | | 0-1-1 | | 0-0-1 | | OVERALL | | 4-0-5 | | 2-0-0 | | 0-0-2 | | | | | |
| 3-0-5 | | 0-0-0 | | 0-0-1 | | HOME | | 2-0-3 | | 1-0-0 | | 0-0-1 | | | | | |
| 2-1-4 | | 0-1-1 | | 0-0-0 | | AWAY | | 1-0-2 | | 1-0-0 | | 0-0-1 | | | | | |
| 1-0-0 | | 0-0-0 | | 0-0-0 | | NEUTRAL | | 1-0-0 | | 0-0-0 | | 0-0-0 | | | | | |
| 2-0-7 | | 0-0-1 | | 0-0-1 | | NON-CONFERENCE | | 1-0-4 | | 1-0-0 | | 0-0-1 | | | | | |
| 0-0-5 | | 0-0-0 | | 0-0-1 | | HOME | | 0-0-3 | | 0-0-0 | | 0-0-1 | | | | | |
| 1-0-2 | | 0-0-1 | | 0-0- | | AWAY | | 0-0-1 | | 1-0-0 | | 0-0-0 | | | | | |
| 1-0-0 | | 0-0-0 | | 0-0-0 | | NEUTRAL | | 1-0-0 | | 0-0-0 | | 0-0-0 | | | | | |
| 4-1-2 | | 0-1-0 | | 0-0-0 | | CONFERENCE | | 3-0-1 | | 1-0-0 | | 0-0-1 | | | | | |
| 3-0-0 | | 0-0-0 | | 0-0-0 | | HOME | | 2-0-0 | | 1-0-0 | | 0-0-0 | | | | | |
| 1-1-2 | | 0-1-0 | | 0-0-0 | | AWAY | | 1-0-1 | | 0-0-0 | | 0-0-1 | | | | | |
| 0-0-0 | | 0-0-0 | | 0-0-0 | | NEUTRAL | | 0-0-0 | | 0-0-0 | | 0-0-0 | | | | | |
| RPI | S | Opponent | | Score | | RPI | S | Opponent | | Score | | RPI | S | Opponent | | Score | |
| 12 | A | UC Irvine | | 0 1 | | 47 | H | Loyola Marymount | | 1 1 | | 52 | A | CSUN | | 0 0 | |
| 22 | A | Ohio St. | | 0 0 | | | | | | | | 55 | H | St. Mary's (CA) | | 1 1 | |
| | | | | | | | | | | | | 56 | A | San Francisco | | 0 0 | |
| | | | | | | | | | | | | 59 | H | UC Santa Barbara | | 1 0 | |
| | | | | | | | | | | | | 60 | H | San Diego | | 1 1 | |
| | | | | | | | | | | | | 67 | H | Cal St. Fullerton | | 3 1 | |
| | | | | | | | | | | | | 84 | A | Cal Poly | | 1 0 | |
| | | | | | | | | | | | | 89 | H | Air Force | | 1 1 | |
| | | | | | | | | | | | | 93 | N | Canisius | | 2 1 | |
| LAST 10 GAMES | | | | | | | | | | | | | | | | | |
| | | | | | | 161 | A | Sacramento St. | | 0 0 | | 130 | H | UC Riverside | | 1 0 | |
| | | | | | | 84 | A | Cal Poly | | 1 0 | | 67 | H | Cal St. Fullerton | | 3 1 | |
| | | | | | | 59 | H | UC Santa Barbara | | 1 0 | | 55 | H | St. Mary's (CA) | | 1 1 | |
| | | | | | | 52 | A | CSUN | | 0 0 | | 56 | A | San Francisco | | 0 0 | |
| | | | | | | 12 | A | UC Irvine | | 0 1 | | 158 | H | Grand Canyon | | 1 1 | |

Non-Div. I Games:

UC Davis

| Average RPI Win: | | 72 | WON-LOST RECORD | | WINNING PCT. RANK | | LAST 10 GAMES | | STRENGTH OF SCHEDULE | | OPP. STRENGTH OF SCHEDULE | | TEAM RPI | | ADJ RPI | | CONF. RPI | | ADJ CONF. RPI | | | | |
|-------------------|---|--------------------|-----------------|-----------|-------------------|----------------|---------------|-------------|----------------------|-------------|---------------------------|----------|----------|--------------------|-----------|-------|-----------|-----|---------------|------------|---|---|--|
| Average RPI Loss: | | 38 | | | | | | | | | | | | | | | | | | | | | |
| DIV. I ONLY | | | 5-6-3 | | .46429 121 | | 2-6-2 | | 15 | | 30 | | 50 | | .54448 46 | | 3 | | 3 | | | | |
| DIV. I NON-CONF. | | | 4-1-2 | | .71429 32 | | 1-1-1 | | 9 | | 134 | | 56 | | .53421 58 | | 3 | | 3 | | | | |
| TOTALS | | RPI 1-25 | | RPI 26-50 | | W-L RECORDS | | RPI 51-100 | | RPI 101-150 | | RPI 150+ | | | | | | | | | | | |
| 5-6-3 | | 1-3-0 | | 1-1-0 | | OVERALL | | 1-2-3 | | 1-0-0 | | 1-0-0 | | | | | | | | | | | |
| 3-3-3 | | 0-3-0 | | 1-0-0 | | HOME | | 1-0-3 | | 0-0-0 | | 1-0-0 | | | | | | | | | | | |
| 2-3-0 | | 1-0-0 | | 0-1-0 | | AWAY | | 0-2-0 | | 1-0-0 | | 0-0-0 | | | | | | | | | | | |
| 0-0-0 | | 0-0-0 | | 0-0-0 | | NEUTRAL | | 0-0-0 | | 0-0-0 | | 0-0-0 | | | | | | | | | | | |
| 4-1-2 | | 0-0-0 | | 1-0-0 | | NON-CONFERENCE | | 1-1-2 | | 1-0-0 | | 1-0-0 | | | | | | | | | | | |
| 3-0-2 | | 0-0-0 | | 1-0-0 | | HOME | | 1-0-2 | | 0-0-0 | | 1-0-0 | | | | | | | | | | | |
| 1-1-0 | | 0-0-0 | | 0-0- | | AWAY | | 0-1-0 | | 1-0-0 | | 0-0-0 | | | | | | | | | | | |
| 0-0-0 | | 0-0-0 | | 0-0-0 | | NEUTRAL | | 0-0-0 | | 0-0-0 | | 0-0-0 | | | | | | | | | | | |
| 1-5-1 | | 1-3-0 | | 0-1-0 | | CONFERENCE | | 0-1-1 | | 0-0-0 | | 0-0-0 | | | | | | | | | | | |
| 0-3-1 | | 0-3-0 | | 0-0-0 | | HOME | | 0-0-1 | | 0-0-0 | | 0-0-0 | | | | | | | | | | | |
| 1-2-0 | | 1-0-0 | | 0-1-0 | | AWAY | | 0-1-0 | | 0-0-0 | | 0-0-0 | | | | | | | | | | | |
| 0-0-0 | | 0-0-0 | | 0-0-0 | | NEUTRAL | | 0-0-0 | | 0-0-0 | | 0-0-0 | | | | | | | | | | | |
| RPI | S | Opponent | | Score | | RPI | S | Opponent | | Score | | RPI | S | Opponent | | Score | | | | | | | |
| 3 | A | Notre Dame | | 1 | 0 | 36 | H | Boston U. | | 3 | 1 | 63 | H | Rhode Island | | 3 | 0 | 108 | A | Quinnipiac | 2 | 0 | |
| 14 | H | North Carolina | | 0 | 2 | 39 | A | Wake Forest | | 1 | 4 | 64 | A | Duke | | 0 | 1 | 152 | H | Fordham | 2 | 0 | |
| 16 | H | Clemson | | 0 | 2 | | | | | | | 65 | H | Brown | | 1 | 1 | | | | | | |
| 18 | H | Louisville | | 2 | 3 | | | | | | | 74 | A | Harvard | | 2 | 3 | | | | | | |
| | | | | | | | | | | | | 77 | H | North Carolina St. | | 0 | 0 | | | | | | |
| | | | | | | | | | | | | 88 | H | Iona | | 1 | 1 | | | | | | |
| LAST 10 GAMES | | | | | | | | | | | | | | | | | | | | | | | |
| 14 | H | North Carolina | | 0 | 2 | 3 | A | Notre Dame | | 1 | 0 | 64 | A | Duke | | 0 | 1 | | | | | | |
| 36 | H | Boston U. | | 3 | 1 | 18 | H | Louisville | | 2 | 3 | 74 | A | Harvard | | 2 | 3 | | | | | | |
| 39 | A | Wake Forest | | 1 | 4 | 16 | H | Clemson | | 0 | 2 | | | | | | | | | | | | |
| 65 | H | Brown | | 1 | 1 | | | | | | | | | | | | | | | | | | |
| 77 | H | North Carolina St. | | 0 | 0 | | | | | | | | | | | | | | | | | | |

Non-Div. I Games:

Boston College

| Average RPI Win: 117 | | WON-LOST RECORD | | WINNING PCT. RANK | | LAST 10 GAMES | | STRENGTH OF SCHEDULE | | OPP. STRENGTH OF SCHEDULE | | TEAM RPI | | ADJ RPI | | CONF. RPI | | ADJ CONF. RPI | |
|----------------------|-----------|-----------------|---|-------------------|----------|----------------|---|----------------------|------------------|---------------------------|---|----------|----------------|-----------|---|-----------|--|---------------|--|
| DIV. I ONLY | | 7-4-3 | | .60714 58 | | 6-3-1 | | 59 | | 64 | | 49 | | .54211 47 | | 12 | | 12 | |
| DIV. I NON-CONF. | | 4-3-2 | | .55556 85 | | 3-2-0 | | 52 | | 27 | | 46 | | .55083 46 | | 7 | | 7 | |
| TOTALS | | RPI 1-25 | | RPI 26-50 | | W-L RECORDS | | RPI 51-100 | | RPI 101-150 | | RPI 150+ | | | | | | | |
| 7-4-3 | | 0-2-0 | | 0-1-1 | | OVERALL | | 3-1-2 | | 1-0-0 | | 3-0-0 | | | | | | | |
| 4-2-1 | | 0-1-0 | | 0-0-0 | | HOME | | 1-1-1 | | 1-0-0 | | 2-0-0 | | | | | | | |
| 3-1-2 | | 0-1-0 | | 0-0-1 | | AWAY | | 2-0-1 | | 0-0-0 | | 1-0-0 | | | | | | | |
| 0-1-0 | | 0-0-0 | | 0-1-0 | | NEUTRAL | | 0-0-0 | | 0-0-0 | | 0-0-0 | | | | | | | |
| 4-3-2 | | 0-2-0 | | 0-1-1 | | NON-CONFERENCE | | 1-0-1 | | 1-0-0 | | 2-0-0 | | | | | | | |
| 3-1-0 | | 0-1-0 | | 0-0-0 | | HOME | | 1-0-0 | | 1-0-0 | | 1-0-0 | | | | | | | |
| 1-1-2 | | 0-1-0 | | 0-1- | | AWAY | | 0-0-1 | | 0-0-0 | | 1-0-0 | | | | | | | |
| 0-1-0 | | 0-0-0 | | 0-1-0 | | NEUTRAL | | 0-0-0 | | 0-0-0 | | 0-0-0 | | | | | | | |
| 3-1-1 | | 0-0-0 | | 0-0-0 | | CONFERENCE | | 2-1-1 | | 0-0-0 | | 1-0-0 | | | | | | | |
| 1-1-1 | | 0-0-0 | | 0-0-0 | | HOME | | 0-1-1 | | 0-0-0 | | 1-0-0 | | | | | | | |
| 2-0-0 | | 0-0-0 | | 0-0-0 | | AWAY | | 2-0-0 | | 0-0-0 | | 0-0-0 | | | | | | | |
| 0-0-0 | | 0-0-0 | | 0-0-0 | | NEUTRAL | | 0-0-0 | | 0-0-0 | | 0-0-0 | | | | | | | |
| RPI S | Opponent | Score | | RPI S | Opponent | Score | | RPI S | Opponent | Score | | RPI S | Opponent | Score | | | | | |
| 12 H | UC Irvine | 2 | 3 | 30 N | Elon | 0 | 1 | 55 H | St. Mary's (CA) | 0 | 2 | 125 H | Colgate | 1 | 0 | | | | |
| 21 A | Xavier | 0 | 2 | 45 A | UC Davis | 1 | 1 | 56 A | San Francisco | 3 | 1 | 158 H | Grand Canyon | 4 | 0 | | | | |
| | | | | | | | | 59 H | UC Santa Barbara | 4 | 0 | 161 A | Sacramento St. | 3 | 0 | | | | |
| | | | | | | | | 60 A | San Diego | 1 | 0 | 198 H | Pacific | 4 | 0 | | | | |
| | | | | | | | | 64 A | Duke | 1 | 1 | | | | | | | | |
| | | | | | | | | 90 H | Santa Clara | 1 | 1 | | | | | | | | |
| LAST 10 GAMES | | | | | | | | | | | | | | | | | | | |
| | | | | | | | | 55 H | St. Mary's (CA) | 0 | 2 | 90 H | Santa Clara | 1 | 1 | | | | |
| | | | | | | | | 198 H | Pacific | 4 | 0 | 158 H | Grand Canyon | 4 | 0 | | | | |
| | | | | | | | | 59 H | UC Santa Barbara | 4 | 0 | 21 A | Xavier | 0 | 2 | | | | |
| | | | | | | | | 60 A | San Diego | 1 | 0 | 12 H | UC Irvine | 2 | 3 | | | | |
| | | | | | | | | 56 A | San Francisco | 3 | 1 | 125 H | Colgate | 1 | 0 | | | | |

Non-Div. I Games:

Loyola Marymount

UNLV

| Average RPI Win: | 132 | WON-LOST RECORD | WINNING PCT. RANK | LAST 10 GAMES | STRENGTH OF SCHEDULE | OPP. STRENGTH OF SCHEDULE | TEAM RPI | ADJ RPI | CONF. RPI | ADJ CONF. RPI | |
|-------------------|-----------------|-----------------|-------------------|----------------|----------------------|---------------------------|-------------|---------|-----------------|---------------|----|
| Average RPI Loss: | 95 | | | | | | | | | | |
| DIV. I ONLY | 12-3-1 | .78125 | 4 | 7-3-0 | 158 | 110 | 44 | .54057 | 48 | 16 | 15 |
| DIV. I NON-CONF. | 6-2-1 | .72222 | 25 | 1-2-0 | 154 | 83 | 47 | .54196 | 52 | 17 | 16 |
| <hr/> | | | | | | | | | | | |
| TOTALS | RPI 1-25 | RPI 26-50 | | W-L RECORDS | RPI 51-100 | | RPI 101-150 | | RPI 150+ | | |
| 12-3-1 | 0-1-0 | 0-0-0 | | OVERALL | 4-0-1 | | 4-2-0 | | 4-0-0 | | |
| 6-2-1 | 0-1-0 | 0-0-0 | | HOME | 2-0-1 | | 1-1-0 | | 3-0-0 | | |
| 5-1-0 | 0-0-0 | 0-0-0 | | AWAY | 1-0-0 | | 3-1-0 | | 1-0-0 | | |
| 1-0-0 | 0-0-0 | 0-0-0 | | NEUTRAL | 1-0-0 | | 0-0-0 | | 0-0-0 | | |
| <hr/> | | | | | | | | | | | |
| 6-2-1 | 0-1-0 | 0-0-0 | | NON-CONFERENCE | 2-0-1 | | 2-1-0 | | 2-0-0 | | |
| 4-1-1 | 0-1-0 | 0-0-0 | | HOME | 1-0-1 | | 1-0-0 | | 2-0-0 | | |
| 1-1-0 | 0-0-0 | 0-0- | | AWAY | 0-0-0 | | 1-1-0 | | 0-0-0 | | |
| 1-0-0 | 0-0-0 | 0-0-0 | | NEUTRAL | 1-0-0 | | 0-0-0 | | 0-0-0 | | |
| <hr/> | | | | | | | | | | | |
| 6-1-0 | 0-0-0 | 0-0-0 | | CONFERENCE | 2-0-0 | | 2-1-0 | | 2-0-0 | | |
| 2-1-0 | 0-0-0 | 0-0-0 | | HOME | 1-0-0 | | 0-1-0 | | 1-0-0 | | |
| 4-0-0 | 0-0-0 | 0-0-0 | | AWAY | 1-0-0 | | 2-0-0 | | 1-0-0 | | |
| 0-0-0 | 0-0-0 | 0-0-0 | | NEUTRAL | 0-0-0 | | 0-0-0 | | 0-0-0 | | |
| <hr/> | | | | | | | | | | | |
| RPI S | Opponent | Score | | RPI S | Opponent | Score | | RPI S | Opponent | Score | |
| 12 H | UC Irvine | 2 | 4 | | | | | 51 A | Seattle | 3 | 1 |
| | | | | | | | | 78 H | UMBC | 1 | 0 |
| | | | | | | | | 79 H | Detroit | 0 | 0 |
| | | | | | | | | 89 H | Air Force | 2 | 0 |
| | | | | | | | | 92 N | Western Ill. | 2 | 1 |
| | | | | | | | | 113 A | Utah Valley | 1 | 0 |
| | | | | | | | | 130 H | UC Riverside | 2 | 0 |
| | | | | | | | | 135 H | UMKC | 1 | 2 |
| | | | | | | | | 138 A | Gonzaga | 2 | 4 |
| | | | | | | | | 140 A | Incarnate Word | 3 | 2 |
| | | | | | | | | 144 A | Bradley | 4 | 3 |
| | | | | | | | | 158 H | Grand Canyon | 3 | 0 |
| | | | | | | | | 189 H | IPFW | 4 | 0 |
| | | | | | | | | 195 A | Houston Baptist | 3 | 2 |
| | | | | | | | | 199 H | Howard | 4 | 0 |
| <hr/> | | | | | | | | | | | |
| LAST 10 GAMES | | | | | | | | | | | |
| 195 A | Houston Baptist | 3 | 2 | 51 A | Seattle | 3 | 1 | | | | |
| 140 A | Incarnate Word | 3 | 2 | 158 H | Grand Canyon | 3 | 0 | | | | |
| 135 H | UMKC | 1 | 2 | 130 H | UC Riverside | 2 | 0 | | | | |
| 89 H | Air Force | 2 | 0 | 12 H | UC Irvine | 2 | 4 | | | | |
| 113 A | Utah Valley | 1 | 0 | 138 A | Gonzaga | 2 | 4 | | | | |

Non-Div. I Games:

UNLV

| Average RPI Win: | | 124 | WON-LOST RECORD | | WINNING PCT. RANK | | LAST 10 GAMES | | STRENGTH OF SCHEDULE | | OPP. STRENGTH OF SCHEDULE | | TEAM RPI | | ADJ RPI | | CONF. RPI | | ADJ CONF. RPI | | | | |
|------------------|---|------------|-----------------|-----------|-------------------|----------------|---------------|--------------|----------------------|-------------|---------------------------|----------|----------|--------------|-----------|-------|-----------|-----|---------------|--------------|--|---|---|
| DIV. I ONLY | | | 9-5-1 | | .63333 45 | | 6-3-1 | | 81 | | 94 | | 48 | | .53968 49 | | 13 | | 13 | | | | |
| DIV. I NON-CONF. | | | 5-3-0 | | .625 49 | | 2-1-0 | | 48 | | 59 | | 39 | | .5624 40 | | 13 | | 13 | | | | |
| TOTALS | | RPI 1-25 | | RPI 26-50 | | W-L RECORDS | | RPI 51-100 | | RPI 101-150 | | RPI 150+ | | | | | | | | | | | |
| 9-5-1 | | 0-1-0 | | 1-2-0 | | OVERALL | | 2-0-1 | | 2-2-0 | | 4-0-0 | | | | | | | | | | | |
| 6-3-0 | | 0-1-0 | | 1-1-0 | | HOME | | 1-0-0 | | 2-1-0 | | 2-0-0 | | | | | | | | | | | |
| 3-2-1 | | 0-0-0 | | 0-1-0 | | AWAY | | 1-0-1 | | 0-1-0 | | 2-0-0 | | | | | | | | | | | |
| 0-0-0 | | 0-0-0 | | 0-0-0 | | NEUTRAL | | 0-0-0 | | 0-0-0 | | 0-0-0 | | | | | | | | | | | |
| 5-3-0 | | 0-1-0 | | 1-1-0 | | NON-CONFERENCE | | 1-0-0 | | 2-1-0 | | 1-0-0 | | | | | | | | | | | |
| 5-1-0 | | 0-1-0 | | 1-0-0 | | HOME | | 1-0-0 | | 2-0-0 | | 1-0-0 | | | | | | | | | | | |
| 0-2-0 | | 0-0-0 | | 0-0- | | AWAY | | 0-0-0 | | 0-1-0 | | 0-0-0 | | | | | | | | | | | |
| 0-0-0 | | 0-0-0 | | 0-0-0 | | NEUTRAL | | 0-0-0 | | 0-0-0 | | 0-0-0 | | | | | | | | | | | |
| 4-2-1 | | 0-0-0 | | 0-1-0 | | CONFERENCE | | 1-0-1 | | 0-1-0 | | 3-0-0 | | | | | | | | | | | |
| 1-2-0 | | 0-0-0 | | 0-1-0 | | HOME | | 0-0-0 | | 0-1-0 | | 1-0-0 | | | | | | | | | | | |
| 3-0-1 | | 0-0-0 | | 0-0-0 | | AWAY | | 1-0-1 | | 0-0-0 | | 2-0-0 | | | | | | | | | | | |
| 0-0-0 | | 0-0-0 | | 0-0-0 | | NEUTRAL | | 0-0-0 | | 0-0-0 | | 0-0-0 | | | | | | | | | | | |
| RPI | S | Opponent | | Score | | RPI | S | Opponent | | Score | | RPI | S | Opponent | | Score | | | | | | | |
| 6 | H | Washington | | 1 | 2 | 28 | H | Akron | | 2 | 1 | 57 | A | UConn | | 1 | 0 | 101 | H | Denver | | 3 | 0 |
| | | | | | | 33 | H | Tulsa | | 3 | 4 | 65 | H | Brown | | 3 | 1 | 107 | H | Memphis | | 1 | 2 |
| | | | | | | 43 | A | Old Dominion | | 0 | 1 | 91 | A | SMU | | 2 | 2 | 110 | A | FGCU | | 0 | 2 |
| | | | | | | | | | | | | | | | | | | 133 | H | Portland | | 2 | 0 |
| | | | | | | | | | | | | | | | | | | 174 | A | Cincinnati | | 3 | 1 |
| | | | | | | | | | | | | | | | | | | 177 | H | Ga. Southern | | 3 | 0 |
| | | | | | | | | | | | | | | | | | | 185 | A | UCF | | 1 | 0 |
| | | | | | | | | | | | | | | | | | | 196 | H | Temple | | 3 | 0 |
| LAST 10 GAMES | | | | | | | | | | | | | | | | | | | | | | | |
| | | | | | | 107 | H | Memphis | | 1 | 2 | 33 | H | Tulsa | | 3 | 4 | | | | | | |
| | | | | | | 185 | A | UCF | | 1 | 0 | 196 | H | Temple | | 3 | 0 | | | | | | |
| | | | | | | 91 | A | SMU | | 2 | 2 | 177 | H | Ga. Southern | | 3 | 0 | | | | | | |
| | | | | | | 101 | H | Denver | | 3 | 0 | 57 | A | UConn | | 1 | 0 | | | | | | |
| | | | | | | 174 | A | Cincinnati | | 3 | 1 | 6 | H | Washington | | 1 | 2 | | | | | | |

Non-Div. I Games:

South Fla.

[illegible]

Non-Div. I Games:

Cornell

| Average RPI Win: 108 | | WON-LOST | WINNING | LAST 10 | STRENGTH OF | OPP. STRENGTH | TEAM | ADJ | CONF. | ADJ CONF. | | | | | | | |
|----------------------|---|------------|-----------|---------|----------------|---------------|--------------|-------------|--------|-----------|----|-----------------|-------|---|--------------------|---|---|
| Average RPI Loss: 60 | | RECORD | PCT. RANK | GAMES | SCHEDULE | OF SCHEDULE | RPI | RPI | RPI | RPI | | | | | | | |
| DIV. I ONLY | | 8-5-1 | .60714 | 58 | 5-4-1 | 62 | 79 | 47 | .53869 | 51 | 16 | 15 | | | | | |
| DIV. I NON-CONF. | | 5-3-0 | .625 | 49 | 2-2-0 | 76 | 34 | 51 | .54372 | 49 | 17 | 16 | | | | | |
| <hr/> | | | | | | | | | | | | | | | | | |
| TOTALS | | RPI 1-25 | RPI 26-50 | | W-L RECORDS | RPI 51-100 | | RPI 101-150 | | RPI 150+ | | | | | | | |
| 8-5-1 | | 0-1-0 | 1-1-0 | | OVERALL | 3-2-0 | | 2-1-1 | | 2-0-0 | | | | | | | |
| 5-2-0 | | 0-0-0 | 1-1-0 | | HOME | 1-1-0 | | 2-0-0 | | 1-0-0 | | | | | | | |
| 2-3-1 | | 0-1-0 | 0-0-0 | | AWAY | 1-1-0 | | 0-1-1 | | 1-0-0 | | | | | | | |
| 1-0-0 | | 0-0-0 | 0-0-0 | | NEUTRAL | 1-0-0 | | 0-0-0 | | 0-0-0 | | | | | | | |
| 5-3-0 | | 0-1-0 | 1-0-0 | | NON-CONFERENCE | 2-2-0 | | 1-0-0 | | 1-0-0 | | | | | | | |
| 3-1-0 | | 0-0-0 | 1-0-0 | | HOME | 1-1-0 | | 1-0-0 | | 0-0-0 | | | | | | | |
| 1-2-0 | | 0-1-0 | 0-0- | | AWAY | 0-1-0 | | 0-0-0 | | 1-0-0 | | | | | | | |
| 1-0-0 | | 0-0-0 | 0-0-0 | | NEUTRAL | 1-0-0 | | 0-0-0 | | 0-0-0 | | | | | | | |
| 3-2-1 | | 0-0-0 | 0-1-0 | | CONFERENCE | 1-0-0 | | 1-1-1 | | 1-0-0 | | | | | | | |
| 2-1-0 | | 0-0-0 | 0-1-0 | | HOME | 0-0-0 | | 1-0-0 | | 1-0-0 | | | | | | | |
| 1-1-1 | | 0-0-0 | 0-0-0 | | AWAY | 1-0-0 | | 0-1-1 | | 0-0-0 | | | | | | | |
| 0-0-0 | | 0-0-0 | 0-0-0 | | NEUTRAL | 0-0-0 | | 0-0-0 | | 0-0-0 | | | | | | | |
| RPI | S | Opponent | Score | | RPI | S | Opponent | Score | | RPI | S | Opponent | Score | | | | |
| 6 | A | Washington | 1 | 4 | 40 | H | Oregon St. | 1 | 0 | 55 | A | St. Mary's (CA) | 2 | 4 | | | |
| | | | | | 48 | H | UNLV | 1 | 3 | 57 | H | UConn | 1 | 3 | | | |
| | | | | | | | | | | 70 | N | Furman | 2 | 1 | | | |
| | | | | | | | | | | 83 | H | Penn | 2 | 0 | | | |
| | | | | | | | | | | 89 | A | Air Force | 1 | 0 | | | |
| | | | | | | | | | | | | | 113 | A | Utah Valley | 1 | 1 |
| | | | | | | | | | | | | | 113 | H | Utah Valley | 1 | 0 |
| | | | | | | | | | | | | | 135 | A | UMKC | 2 | 3 |
| | | | | | | | | | | | | | 138 | H | Gonzaga | 1 | 0 |
| | | | | | | | | | | | | | 158 | H | Grand Canyon | 3 | 0 |
| | | | | | | | | | | | | | 170 | A | Col. of Charleston | 2 | 0 |
| <hr/> | | | | | | | | | | | | | | | | | |
| LAST 10 GAMES | | | | | | | | | | | | | | | | | |
| | | | | | 89 | A | Air Force | 1 | 0 | 113 | A | Utah Valley | 1 | 1 | | | |
| | | | | | 135 | A | UMKC | 2 | 3 | 138 | H | Gonzaga | 1 | 0 | | | |
| | | | | | 113 | H | Utah Valley | 1 | 0 | 40 | H | Oregon St. | 1 | 0 | | | |
| | | | | | 158 | H | Grand Canyon | 3 | 0 | 55 | A | St. Mary's (CA) | 2 | 4 | | | |
| | | | | | 48 | H | UNLV | 1 | 3 | 57 | H | UConn | 1 | 3 | | | |

Non-Div. I Games:

Seattle

| Average RPI Win: | 82 | WON-LOST RECORD | WINNING PCT. RANK | LAST 10 GAMES | STRENGTH OF SCHEDULE | OPP. STRENGTH OF SCHEDULE | TEAM RPI | ADJ RPI | CONF. RPI | ADJ CONF. RPI | | |
|------------------|------------|-----------------|-------------------|----------------|----------------------|---------------------------|----------|-------------|-------------------|---------------|---|---|
| DIV. I ONLY | | 6-8-2 | .4375 | 128 | 3-5-2 | 22 | 51 | 65 | .53438 | 52 | 6 | 6 |
| DIV. I NON-CONF. | | 4-4-1 | .5 | 101 | 1-1-1 | 14 | 52 | 54 | .54894 | 47 | 6 | 6 |
| <hr/> | | | | | | | | | | | | |
| TOTALS | RPI 1-25 | RPI 26-50 | | W-L RECORDS | | RPI 51-100 | | RPI 101-150 | | RPI 150+ | | |
| 6-8-2 | 1-2-0 | 2-0-1 | | OVERALL | | 0-4-0 | | 3-1-1 | | 0-1-0 | | |
| 3-2-1 | 0-1-0 | 0-0-1 | | HOME | | 0-0-0 | | 3-0-0 | | 0-1-0 | | |
| 2-6-0 | 1-1-0 | 1-0-0 | | AWAY | | 0-4-0 | | 0-1-0 | | 0-0-0 | | |
| 1-0-1 | 0-0-0 | 1-0-0 | | NEUTRAL | | 0-0-0 | | 0-0-1 | | 0-0-0 | | |
| 4-4-1 | 0-2-0 | 2-0-0 | | NON-CONFERENCE | | 0-1-0 | | 2-1-1 | | 0-0-0 | | |
| 2-1-0 | 0-1-0 | 0-0-0 | | HOME | | 0-0-0 | | 2-0-0 | | 0-0-0 | | |
| 1-3-0 | 0-1-0 | 1-0- | | AWAY | | 0-1-0 | | 0-1-0 | | 0-0-0 | | |
| 1-0-1 | 0-0-0 | 1-0-0 | | NEUTRAL | | 0-0-0 | | 0-0-1 | | 0-0-0 | | |
| 2-4-1 | 1-0-0 | 0-0-1 | | CONFERENCE | | 0-3-0 | | 1-0-0 | | 0-1-0 | | |
| 1-1-1 | 0-0-0 | 0-0-1 | | HOME | | 0-0-0 | | 1-0-0 | | 0-1-0 | | |
| 1-3-0 | 1-0-0 | 0-0-0 | | AWAY | | 0-3-0 | | 0-0-0 | | 0-0-0 | | |
| 0-0-0 | 0-0-0 | 0-0-0 | | NEUTRAL | | 0-0-0 | | 0-0-0 | | 0-0-0 | | |
| RPI S | Opponent | Score | | RPI S | Opponent | Score | | RPI S | Opponent | Score | | |
| 1 A | UCLA | 0 | 3 | 27 N | UAB | 2 | 0 | 59 A | UC Santa Barbara | 1 | 2 | |
| 12 A | UC Irvine | 3 | 0 | 33 A | Tulsa | 2 | 1 | 67 A | Cal St. Fullerton | 0 | 1 | |
| 17 H | New Mexico | 0 | 1 | 45 H | UC Davis | 0 | 0 | 84 A | Cal Poly | 1 | 2 | |
| | | | | | | | | 89 A | Air Force | 1 | 2 | |
| | | | | | | | | | | | | |
| | | | | | | | | | | | | |
| | | | | | | | | | | | | |
| | | | | | | | | | | | | |
| | | | | | | | | | | | | |
| | | | | | | | | | | | | |
| | | | | | | | | | | | | |
| | | | | | | | | | | | | |
| | | | | | | | | | | | | |
| | | | | | | | | | | | | |
| | | | | | | | | | | | | |
| | | | | | | | | | | | | |
| | | | | | | | | | | | | |
| | | | | | | | | | | | | |
| | | | | | | | | | | | | |
| | | | | | | | | | | | | |
| | | | | | | | | | | | | |
| | | | | | | | | | | | | |
| | | | | | | | | | | | | |
| | | | | | | | | | | | | |
| | | | | | | | | | | | | |
| | | | | | | | | | | | | |
| | | | | | | | | | | | | |
| | | | | | | | | | | | | |
| | | | | | | | | | | | | |
| | | | | | | | | | | | | |
| | | | | | | | | | | | | |
| | | | | | | | | | | | | |
| | | | | | | | | | | | | |
| | | | | | | | | | | | | |
| | | | | | | | | | | | | |
| | | | | | | | | | | | | |
| | | | | | | | | | | | | |
| | | | | | | | | | | | | |
| | | | | | | | | | | | | |
| | | | | | | | | | | | | |
| | | | | | | | | | | | | |
| | | | | | | | | | | | | |
| | | | | | | | | | | | | |
| | | | | | | | | | | | | |
| | | | | | | | | | | | | |
| | | | | | | | | | | | | |
| | | | | | | | | | | | | |
| | | | | | | | | | | | | |
| | | | | | | | | | | | | |
| | | | | | | | | | | | | |
| | | | | | | | | | | | | |
| | | | | | | | | | | | | |
| | | | | | | | | | | | | |
| | | | | | | | | | | | | |
| | | | | | | | | | | | | |
| | | | | | | | | | | | | |
| | | | | | | | | | | | | |
| | | | | | | | | | | | | |
| | | | | | | | | | | | | |
| | | | | | | | | | | | | |
| | | | | | | | | | | | | |
| | | | | | | | | | | | | |
| | | | | | | | | | | | | |
| | | | | | | | | | | | | |
| | | | | | | | | | | | | |
| | | | | | | | | | | | | |
| | | | | | | | | | | | | |
| | | | | | | | | | | | | |
| | | | | | | | | | | | | |
| | | | | | | | | | | | | |
| | | | | | | | | | | | | |
| | | | | | | | | | | | | |
| | | | | | | | | | | | | |
| | | | | | | | | | | | | |
| | | | | | | | | | | | | |
| | | | | | | | | | | | | |
| | | | | | | | | | | | | |
| | | | | | | | | | | | | |

Non-Div. I Games:

CSUN

| | | | | | | | | | | | | |
|-------------------|--------------|-----------|-----------|----------------|-----------------|---------------|------|-------------|-----------------|-----------|----|----|
| Average RPI Win: | 159 | WON-LOST | WINNING | LAST 10 | STRENGTH OF | OPP. STRENGTH | TEAM | ADJ | CONF. | ADJ CONF. | | |
| Average RPI Loss: | 11 | RECORD | PCT. RANK | GAMES | SCHEDULE | OF SCHEDULE | RPI | RPI | RPI | RPI | | |
| DIV. I ONLY | | 10-3-2 | .73333 | 14 | 8-1-1 | 148 | 109 | 52 | .53428 | 53 | 21 | 20 |
| DIV. I NON-CONF. | | 3-3-2 | .5 | 101 | 1-1-1 | 26 | 32 | 11 | .60258 | 14 | 18 | 18 |
| <hr/> | | | | | | | | | | | | |
| TOTALS | RPI 1-25 | RPI 26-50 | | W-L RECORDS | | RPI 51-100 | | RPI 101-150 | | RPI 150+ | | |
| 10-3-2 | 0-3-0 | 0-0-1 | | OVERALL | | 0-0-1 | | 5-0-0 | | 5-0-0 | | |
| 3-0-1 | 0-0-0 | 0-0-1 | | HOME | | 0-0-0 | | 2-0-0 | | 1-0-0 | | |
| 6-3-0 | 0-3-0 | 0-0-0 | | AWAY | | 0-0-0 | | 2-0-0 | | 4-0-0 | | |
| 1-0-1 | 0-0-0 | 0-0-0 | | NEUTRAL | | 0-0-1 | | 1-0-0 | | 0-0-0 | | |
| <hr/> | | | | | | | | | | | | |
| 3-3-2 | 0-3-0 | 0-0-1 | | NON-CONFERENCE | | 0-0-1 | | 2-0-0 | | 1-0-0 | | |
| 0-0-1 | 0-0-0 | 0-0-1 | | HOME | | 0-0-0 | | 0-0-0 | | 0-0-0 | | |
| 2-3-0 | 0-3-0 | 0-0- | | AWAY | | 0-0-0 | | 1-0-0 | | 1-0-0 | | |
| 1-0-1 | 0-0-0 | 0-0-0 | | NEUTRAL | | 0-0-1 | | 1-0-0 | | 0-0-0 | | |
| <hr/> | | | | | | | | | | | | |
| 7-0-0 | 0-0-0 | 0-0-0 | | CONFERENCE | | 0-0-0 | | 3-0-0 | | 4-0-0 | | |
| 3-0-0 | 0-0-0 | 0-0-0 | | HOME | | 0-0-0 | | 2-0-0 | | 1-0-0 | | |
| 4-0-0 | 0-0-0 | 0-0-0 | | AWAY | | 0-0-0 | | 1-0-0 | | 3-0-0 | | |
| 0-0-0 | 0-0-0 | 0-0-0 | | NEUTRAL | | 0-0-0 | | 0-0-0 | | 0-0-0 | | |
| <hr/> | | | | | | | | | | | | |
| RPI S | Opponent | Score | | RPI S | Opponent | Score | | RPI S | Opponent | Score | | |
| 5 A | Charlotte | 1 | 2 | 30 H | Elon | 1 | 1 | 92 N | Western Ill. | 2 | 2 | |
| 11 A | Virginia | 0 | 3 | | | | | 103 A | East Tenn. St. | 1 | 0 | |
| 16 A | Clemson | 0 | 1 | | | | | 112 A | High Point | 2 | 1 | |
| | | | | | | | | 126 H | Liberty | 2 | 0 | |
| | | | | | | | | 136 H | Campbell | 3 | 2 | |
| | | | | | | | | 140 N | Incarnate Word | 1 | 0 | |
| | | | | | | | | 181 A | Longwood | 5 | 0 | |
| | | | | | | | | 188 A | Appalachian St. | 1 | 0 | |
| | | | | | | | | 194 A | Gardner-Webb | 2 | 1 | |
| | | | | | | | | 203 H | Presbyterian | 6 | 1 | |
| | | | | | | | | 204 A | UNC Asheville | 1 | 0 | |
| <hr/> | | | | | | | | | | | | |
| LAST 10 GAMES | | | | | | | | | | | | |
| 194 A | Gardner-Webb | 2 | 1 | 126 H | Liberty | 2 | 0 | | | | | |
| 11 A | Virginia | 0 | 3 | 204 A | UNC Asheville | 1 | 0 | | | | | |
| 112 A | High Point | 2 | 1 | 203 H | Presbyterian | 6 | 1 | | | | | |
| 136 H | Campbell | 3 | 2 | 188 A | Appalachian St. | 1 | 0 | | | | | |
| 181 A | Longwood | 5 | 0 | 30 H | Elon | 1 | 1 | | | | | |

Non-Div. I Games:

Radford

| Average RPI Win: 106 | | WON-LOST RECORD | | WINNING PCT. RANK | | LAST 10 GAMES | | STRENGTH OF SCHEDULE | | OPP. STRENGTH OF SCHEDULE | | TEAM RPI | | ADJ RPI | | CONF. RPI | | ADJ CONF. RPI | |
|----------------------|--------------|-----------------|-------|-------------------|-------|----------------|--|----------------------|--|---------------------------|-----------------|----------|-------|-----------|-------|---------------------|--|---------------|--|
| DIV. I ONLY | | 9-5-2 | | .625 54 | | 7-3-0 | | 97 | | 57 | | 53 | | .53232 54 | | 8 | | 8 | |
| DIV. I NON-CONF. | | 5-3-2 | | .6 65 | | 3-1-0 | | 150 | | 48 | | 82 | | .50744 78 | | 8 | | 8 | |
| TOTALS | | RPI 1-25 | | RPI 26-50 | | W-L RECORDS | | RPI 51-100 | | RPI 101-150 | | RPI 150+ | | | | | | | |
| 9-5-2 | | 0-1-0 | | 2-2-0 | | OVERALL | | 2-1-1 | | 3-0-1 | | 2-1-0 | | | | | | | |
| 3-1-0 | | 0-0-0 | | 0-1-0 | | HOME | | 1-0-0 | | 1-0-0 | | 1-0-0 | | | | | | | |
| 6-4-1 | | 0-1-0 | | 2-1-0 | | AWAY | | 1-1-1 | | 2-0-0 | | 1-1-0 | | | | | | | |
| 0-0-1 | | 0-0-0 | | 0-0-0 | | NEUTRAL | | 0-0-0 | | 0-0-1 | | 0-0-0 | | | | | | | |
| 5-3-2 | | 0-1-0 | | 1-1-0 | | NON-CONFERENCE | | 1-0-1 | | 1-0-1 | | 2-1-0 | | | | | | | |
| 1-1-0 | | 0-0-0 | | 0-1-0 | | HOME | | 0-0-0 | | 0-0-0 | | 1-0-0 | | | | | | | |
| 4-2-1 | | 0-1-0 | | 1-0- | | AWAY | | 1-0-1 | | 1-0-0 | | 1-1-0 | | | | | | | |
| 0-0-1 | | 0-0-0 | | 0-0-0 | | NEUTRAL | | 0-0-0 | | 0-0-1 | | 0-0-0 | | | | | | | |
| 4-2-0 | | 0-0-0 | | 1-1-0 | | CONFERENCE | | 1-1-0 | | 2-0-0 | | 0-0-0 | | | | | | | |
| 2-0-0 | | 0-0-0 | | 0-0-0 | | HOME | | 1-0-0 | | 1-0-0 | | 0-0-0 | | | | | | | |
| 2-2-0 | | 0-0-0 | | 1-1-0 | | AWAY | | 0-1-0 | | 1-0-0 | | 0-0-0 | | | | | | | |
| 0-0-0 | | 0-0-0 | | 0-0-0 | | NEUTRAL | | 0-0-0 | | 0-0-0 | | 0-0-0 | | | | | | | |
| RPI S | Opponent | | Score | | RPI S | Opponent | | Score | | RPI S | Opponent | | Score | | RPI S | Opponent | | Score | |
| 20 A | Northwestern | | 0 3 | | 29 A | UNCW | | 0 2 | | 66 A | St. John's (NY) | | 2 2 | | 106 A | James Madison | | 2 1 | |
| | | | | | 30 A | Elon | | 2 0 | | 73 A | Rutgers | | 3 1 | | 121 A | Vermont | | 1 0 | |
| | | | | | 38 H | Dartmouth | | 1 2 | | 80 A | Delaware | | 1 2 | | 145 N | Northern Ill. | | 0 0 | |
| | | | | | 39 A | Wake Forest | | 1 0 | | 100 H | William & Mary | | 3 0 | | 147 H | Drexel | | 2 1 | |
| | | | | | | | | | | | | | | | 157 H | Binghamton | | 1 0 | |
| | | | | | | | | | | | | | | | 162 A | New Hampshire | | 2 3 | |
| | | | | | | | | | | | | | | | 183 A | Fairleigh Dickinson | | 2 1 | |
| LAST 10 GAMES | | | | | | | | | | | | | | | | | | | |
| | | | | | 29 A | UNCW | | 0 2 | | 39 A | Wake Forest | | 1 0 | | | | | | |
| | | | | | 147 H | Drexel | | 2 1 | | 30 A | Elon | | 2 0 | | | | | | |
| | | | | | 106 A | James Madison | | 2 1 | | 157 H | Binghamton | | 1 0 | | | | | | |
| | | | | | 80 A | Delaware | | 1 2 | | 121 A | Vermont | | 1 0 | | | | | | |
| | | | | | 100 H | William & Mary | | 3 0 | | 162 A | New Hampshire | | 2 3 | | | | | | |

Non-Div. I Games:

Hofstra

[illegible]

Non-Div. I Games:

St. Mary's (CA)

| Average RPI Win: | | 122 | WON-LOST RECORD | | WINNING PCT. RANK | LAST 10 GAMES | STRENGTH OF SCHEDULE | | OPP. STRENGTH OF SCHEDULE | TEAM RPI | ADJ RPI | CONF. RPI | ADJ CONF. RPI | | | | |
|-------------------|---|----------|-----------------|-----------|-------------------|----------------|----------------------|------------------|---------------------------|-------------|---------|-----------|---------------|--------------------|--|-------|---|
| Average RPI Loss: | | 59 | | | | | | | | | | | | | | | |
| DIV. I ONLY | | | 8-4-2 | .64286 | 43 | 5-3-2 | 115 | | 54 | 55 | .53019 | 56 | 12 | 12 | | | |
| DIV. I NON-CONF. | | | 5-3-1 | .61111 | 56 | 2-2-1 | 98 | | 58 | 58 | .53431 | 57 | 7 | 7 | | | |
| TOTALS | | RPI 1-25 | | RPI 26-50 | | W-L RECORDS | | RPI 51-100 | | RPI 101-150 | | RPI 150+ | | | | | |
| 8-4-2 | | 0-1-0 | | 0-1-1 | | OVERALL | | 2-2-1 | | 4-0-0 | | 2-0-0 | | | | | |
| 4-2-1 | | 0-1-0 | | 0-1-1 | | HOME | | 0-0-0 | | 3-0-0 | | 1-0-0 | | | | | |
| 4-2-1 | | 0-0-0 | | 0-0-0 | | AWAY | | 2-2-1 | | 1-0-0 | | 1-0-0 | | | | | |
| 0-0-0 | | 0-0-0 | | 0-0-0 | | NEUTRAL | | 0-0-0 | | 0-0-0 | | 0-0-0 | | | | | |
| 5-3-1 | | 0-1-0 | | 0-0-1 | | NON-CONFERENCE | | 1-2-0 | | 2-0-0 | | 2-0-0 | | | | | |
| 2-1-1 | | 0-1-0 | | 0-0-1 | | HOME | | 0-0-0 | | 1-0-0 | | 1-0-0 | | | | | |
| 3-2-0 | | 0-0-0 | | 0-0- | | AWAY | | 1-2-0 | | 1-0-0 | | 1-0-0 | | | | | |
| 0-0-0 | | 0-0-0 | | 0-0-0 | | NEUTRAL | | 0-0-0 | | 0-0-0 | | 0-0-0 | | | | | |
| 3-1-1 | | 0-0-0 | | 0-1-0 | | CONFERENCE | | 1-0-1 | | 2-0-0 | | 0-0-0 | | | | | |
| 2-1-0 | | 0-0-0 | | 0-1-0 | | HOME | | 0-0-0 | | 2-0-0 | | 0-0-0 | | | | | |
| 1-0-1 | | 0-0-0 | | 0-0-0 | | AWAY | | 1-0-1 | | 0-0-0 | | 0-0-0 | | | | | |
| 0-0-0 | | 0-0-0 | | 0-0-0 | | NEUTRAL | | 0-0-0 | | 0-0-0 | | 0-0-0 | | | | | |
| RPI | S | Opponent | | Score | | RPI | S | Opponent | | Score | | RPI | S | Opponent | | Score | |
| 7 | H | Stanford | | 0 | 3 | 45 | H | UC Davis | | 0 | 0 | 60 | A | San Diego | | 2 | 0 |
| | | | | | | 47 | H | Loyola Marymount | | 1 | 3 | 67 | A | Cal St. Fullerton | | 2 | 1 |
| | | | | | | | | | | | | 84 | A | Cal Poly | | 1 | 2 |
| | | | | | | | | | | | | 90 | A | Santa Clara | | 1 | 1 |
| | | | | | | | | | | | | 99 | A | Ill.-Chicago | | 0 | 1 |
| | | | | | | | | | | | | | | 110 H FGCU | | 1 | 0 |
| | | | | | | | | | | | | | | 127 A Wisconsin | | 2 | 1 |
| | | | | | | | | | | | | | | 133 H Portland | | 3 | 2 |
| | | | | | | | | | | | | | | 138 H Gonzaga | | 2 | 1 |
| | | | | | | | | | | | | | | 163 A San Jose St. | | 3 | 0 |
| | | | | | | | | | | | | | | 180 H Central Ark. | | 2 | 0 |
| LAST 10 GAMES | | | | | | | | | | | | | | | | | |
| | | | | | | 7 | H | Stanford | | 0 | 3 | 60 | A | San Diego | | 2 | 0 |
| | | | | | | 138 | H | Gonzaga | | 2 | 1 | 163 | A | San Jose St. | | 3 | 0 |
| | | | | | | 133 | H | Portland | | 3 | 2 | 45 | H | UC Davis | | 0 | 0 |
| | | | | | | 90 | A | Santa Clara | | 1 | 1 | 84 | A | Cal Poly | | 1 | 2 |
| | | | | | | 47 | H | Loyola Marymount | | 1 | 3 | 180 | H | Central Ark. | | 2 | 0 |

Non-Div. I Games:

San Francisco

| Average RPI Win: 120 | | WON-LOST RECORD | WINNING PCT. RANK | | LAST 10 GAMES | STRENGTH OF SCHEDULE | OPP. STRENGTH OF SCHEDULE | TEAM RPI | ADJ RPI | CONF. RPI | ADJ CONF. RPI | | | | | | |
|----------------------|---|--------------------|----------------------|-----------|------------------|-------------------------|------------------------------|---------------|------------|--------------|------------------|----------|---|-----------------|--|-------|---|
| Average RPI Loss: 33 | | | | | | | | | | | | | | | | | |
| DIV. I ONLY | | 7-6-2 | .53333 | 98 | 5-3-2 | 44 | 87 | 57 | .52993 | 57 | 13 | 13 | | | | | |
| DIV. I NON-CONF. | | 2-5-1 | .3125 | 160 | 0-2-1 | 19 | 35 | 41 | .5612 | 41 | 13 | 13 | | | | | |
| <hr/> | | | | | | | | | | | | | | | | | |
| TOTALS | | RPI 1-25 | | RPI 26-50 | | W-L RECORDS | | RPI 51-100 | | RPI 101-150 | | RPI 150+ | | | | | |
| 7-6-2 | | 0-2-0 | | 1-3-0 | | OVERALL | | 2-1-1 | | 1-0-0 | | 3-0-1 | | | | | |
| 4-3-1 | | 0-1-0 | | 1-2-0 | | HOME | | 1-0-1 | | 0-0-0 | | 2-0-0 | | | | | |
| 3-3-1 | | 0-1-0 | | 0-1-0 | | AWAY | | 1-1-0 | | 1-0-0 | | 1-0-1 | | | | | |
| 0-0-0 | | 0-0-0 | | 0-0-0 | | NEUTRAL | | 0-0-0 | | 0-0-0 | | 0-0-0 | | | | | |
| 2-5-1 | | 0-2-0 | | 0-2-0 | | NON-CONFERENCE | | 1-1-1 | | 0-0-0 | | 1-0-0 | | | | | |
| 1-2-1 | | 0-1-0 | | 0-1-0 | | HOME | | 0-0-1 | | 0-0-0 | | 1-0-0 | | | | | |
| 1-3-0 | | 0-1-0 | | 0-0- | | AWAY | | 1-1-0 | | 0-0-0 | | 0-0-0 | | | | | |
| 0-0-0 | | 0-0-0 | | 0-0-0 | | NEUTRAL | | 0-0-0 | | 0-0-0 | | 0-0-0 | | | | | |
| 5-1-1 | | 0-0-0 | | 1-1-0 | | CONFERENCE | | 1-0-0 | | 1-0-0 | | 2-0-1 | | | | | |
| 3-1-0 | | 0-0-0 | | 1-1-0 | | HOME | | 1-0-0 | | 0-0-0 | | 1-0-0 | | | | | |
| 2-0-1 | | 0-0-0 | | 0-0-0 | | AWAY | | 0-0-0 | | 1-0-0 | | 1-0-1 | | | | | |
| 0-0-0 | | 0-0-0 | | 0-0-0 | | NEUTRAL | | 0-0-0 | | 0-0-0 | | 0-0-0 | | | | | |
| RPI | S | Opponent | | Score | | RPI | S | Opponent | | Score | | RPI | S | Opponent | | Score | |
| 4 | H | Syracuse | | 0 | 4 | 32 | H | Coastal Caro. | | 2 | 3 | 51 | A | Seattle | | 3 | 1 |
| 6 | A | Washington | | 1 | 3 | 33 | H | Tulsa | | 2 | 0 | 66 | A | St. John's (NY) | | 1 | 3 |
| | | | | | | 39 | A | Wake Forest | | 1 | 2 | 88 | H | Iona | | 1 | 1 |
| | | | | | | 49 | H | South Fla. | | 0 | 1 | 91 | H | SMU | | 2 | 1 |
| | | | | | | | | | | | | | | | | | |
| | | | | | | | | | | | | | | | | | |
| | | | | | | | | | | | | | | | | | |
| | | | | | | | | | | | | | | | | | |
| | | | | | | | | | | | | | | | | | |
| | | | | | | | | | | | | | | | | | |
| | | | | | | | | | | | | | | | | | |
| | | | | | | | | | | | | | | | | | |
| | | | | | | | | | | | | | | | | | |
| | | | | | | | | | | | | | | | | | |
| | | | | | | | | | | | | | | | | | |
| | | | | | | | | | | | | | | | | | |
| | | | | | | | | | | | | | | | | | |
| | | | | | | | | | | | | | | | | | |
| | | | | | | | | | | | | | | | | | |
| | | | | | | | | | | | | | | | | | |
| | | | | | | | | | | | | | | | | | |
| | | | | | | | | | | | | | | | | | |
| | | | | | | | | | | | | | | | | | |
| | | | | | | | | | | | | | | | | | |
| | | | | | | | | | | | | | | | | | |
| | | | | | | | | | | | | | | | | | |
| | | | | | | | | | | | | | | | | | |
| | | | | | | | | | | | | | | | | | |
| | | | | | | | | | | | | | | | | | |
| | | | | | | | | | | | | | | | | | |
| | | | | | | | | | | | | | | | | | |
| | | | | | | | | | | | | | | | | | |
| | | | | | | | | | | | | | | | | | |
| | | | | | | | | | | | | | | | | | |
| | | | | | | | | | | | | | | | | | |
| | | | | | | | | | | | | | | | | | |
| | | | | | | | | | | | | | | | | | |
| | | | | | | | | | | | | | | | | | |
| | | | | | | | | | | | | | | | | | |
| | | | | | | | | | | | | | | | | | |
| | | | | | | | | | | | | | | | | | |
| | | | | | | | | | | | | | | | | | |
| | | | | | | | | | | | | | | | | | |
| | | | | | | | | | | | | | | | | | |
| | | | | | | | | | | | | | | | | | |
| | | | | | | | | | | | | | | | | | |
| | | | | | | | | | | | | | | | | | |
| | | | | | | | | | | | | | | | | | |
| | | | | | | | | | | | | | | | | | |
| | | | | | | | | | | | | | | | | | |
| | | | | | | | | | | | | | | | | | |
| | | | | | | | | | | | | | | | | | |
| | | | | | | | | | | | | | | | | | |

Non-Div. I Games:

UConn

| Average RPI Win: | 148 | WON-LOST RECORD | WINNING PCT. RANK | LAST 10 GAMES | STRENGTH OF SCHEDULE | OPP. STRENGTH OF SCHEDULE | TEAM RPI | ADJ RPI | CONF. RPI | ADJ CONF. RPI | | | | | | |
|------------------|----------|-----------------|-------------------|----------------|----------------------|---------------------------|---------------|-------------|-----------|---------------|----|----------|-------|----------------|---|---|
| DIV. I ONLY | | 9-3-1 | .73077 | 19 | 6-2-1 | 149 | 180 | 56 | .52913 | 58 | 21 | 20 | | | | |
| DIV. I NON-CONF. | | 5-2-0 | .71429 | 32 | 2-1-0 | 8 | 165 | 8 | .61111 | 9 | 18 | 18 | | | | |
| <hr/> | | | | | | | | | | | | | | | | |
| TOTALS | RPI 1-25 | RPI 26-50 | | W-L RECORDS | | RPI 51-100 | | RPI 101-150 | | RPI 150+ | | | | | | |
| 9-3-1 | 0-1-0 | 1-1-0 | | OVERALL | | 0-0-0 | | 3-1-0 | | 5-0-1 | | | | | | |
| 5-2-0 | 0-1-0 | 0-0-0 | | HOME | | 0-0-0 | | 2-1-0 | | 3-0-0 | | | | | | |
| 2-0-1 | 0-0-0 | 1-0-0 | | AWAY | | 0-0-0 | | 0-0-0 | | 1-0-1 | | | | | | |
| 2-1-0 | 0-0-0 | 0-1-0 | | NEUTRAL | | 0-0-0 | | 1-0-0 | | 1-0-0 | | | | | | |
| 5-2-0 | 0-1-0 | 1-1-0 | | NON-CONFERENCE | | 0-0-0 | | 2-0-0 | | 2-0-0 | | | | | | |
| 2-1-0 | 0-1-0 | 0-0-0 | | HOME | | 0-0-0 | | 1-0-0 | | 1-0-0 | | | | | | |
| 1-0-0 | 0-0-0 | 1-0- | | AWAY | | 0-0-0 | | 0-0-0 | | 0-0-0 | | | | | | |
| 2-1-0 | 0-0-0 | 0-1-0 | | NEUTRAL | | 0-0-0 | | 1-0-0 | | 1-0-0 | | | | | | |
| 4-1-1 | 0-0-0 | 0-0-0 | | CONFERENCE | | 0-0-0 | | 1-1-0 | | 3-0-1 | | | | | | |
| 3-1-0 | 0-0-0 | 0-0-0 | | HOME | | 0-0-0 | | 1-1-0 | | 2-0-0 | | | | | | |
| 1-0-1 | 0-0-0 | 0-0-0 | | AWAY | | 0-0-0 | | 0-0-0 | | 1-0-1 | | | | | | |
| 0-0-0 | 0-0-0 | 0-0-0 | | NEUTRAL | | 0-0-0 | | 0-0-0 | | 0-0-0 | | | | | | |
| RPI | S | Opponent | Score | | RPI | S | Opponent | Score | | RPI | S | Opponent | Score | | | |
| 5 | H | Charlotte | 0 | 3 | 29 | A | UNCW | 2 | 1 | | | 103 | H | East Tenn. St. | 4 | 2 |
| | | | | | 30 | N | Elon | 0 | 1 | | | 112 | H | High Point | 2 | 3 |
| | | | | | | | | | | | | 123 | N | Wofford | 1 | 0 |
| | | | | | | | | | | | | 126 | H | Liberty | 2 | 0 |
| | | | | | | | | | | | | 177 | N | Ga. Southern | 3 | 1 |
| | | | | | | | | | | | | 181 | H | Longwood | 3 | 2 |
| | | | | | | | | | | | | 194 | H | Gardner-Webb | 3 | 1 |
| | | | | | | | | | | | | 200 | H | USC Upstate | 5 | 3 |
| | | | | | | | | | | | | 203 | A | Presbyterian | 4 | 0 |
| | | | | | | | | | | | | 204 | A | UNC Asheville | 1 | 1 |
| <hr/> | | | | | | | | | | | | | | | | |
| LAST 10 GAMES | | | | | | | | | | | | | | | | |
| | | | | | 112 | H | High Point | 2 | 3 | | | 126 | H | Liberty | 2 | 0 |
| | | | | | 194 | H | Gardner-Webb | 3 | 1 | | | 103 | H | East Tenn. St. | 4 | 2 |
| | | | | | 204 | A | UNC Asheville | 1 | 1 | | | 200 | H | USC Upstate | 5 | 3 |
| | | | | | 203 | A | Presbyterian | 4 | 0 | | | 5 | H | Charlotte | 0 | 3 |
| | | | | | 181 | H | Longwood | 3 | 2 | | | 29 | A | UNCW | 2 | 1 |

Non-Div. I Games: Brevard 5 0

Winthrop

| Average RPI Win: | | 110 | WON-LOST RECORD | | WINNING PCT. RANK | | LAST 10 GAMES | | STRENGTH OF SCHEDULE | | OPP. STRENGTH OF SCHEDULE | | TEAM RPI | | ADJ RPI | | CONF. RPI | | ADJ CONF. RPI | | | | |
|------------------|---|-----------------------|-----------------|-----------|-------------------|----------------|---------------|------------------------|----------------------|-------------|---------------------------|----------|----------|-------------------|---------|--------|-----------|-----|---------------|--------------------|--|-------|---|
| DIV. I ONLY | | 7-6-3 | | .53125 | | 105 | | 5-3-2 | | 54 | | 26 | | 59 | | .52595 | | 59 | | 6 | | 6 | |
| DIV. I NON-CONF. | | 4-4-1 | | .5 | | 101 | | 2-1-0 | | 61 | | 12 | | 61 | | .529 | | 61 | | 6 | | 6 | |
| TOTALS | | RPI 1-25 | | RPI 26-50 | | W-L RECORDS | | RPI 51-100 | | RPI 101-150 | | RPI 150+ | | | | | | | | | | | |
| 7-6-3 | | 1-2-1 | | 0-2-0 | | OVERALL | | 2-2-1 | | 1-0-1 | | 3-0-0 | | | | | | | | | | | |
| 6-1-2 | | 1-1-1 | | 0-0-0 | | HOME | | 2-0-1 | | 1-0-0 | | 2-0-0 | | | | | | | | | | | |
| 1-4-1 | | 0-1-0 | | 0-2-0 | | AWAY | | 0-1-0 | | 0-0-1 | | 1-0-0 | | | | | | | | | | | |
| 0-1-0 | | 0-0-0 | | 0-0-0 | | NEUTRAL | | 0-1-0 | | 0-0-0 | | 0-0-0 | | | | | | | | | | | |
| 4-4-1 | | 0-2-1 | | 0-1-0 | | NON-CONFERENCE | | 1-1-0 | | 1-0-0 | | 2-0-0 | | | | | | | | | | | |
| 3-1-1 | | 0-1-1 | | 0-0-0 | | HOME | | 1-0-0 | | 1-0-0 | | 1-0-0 | | | | | | | | | | | |
| 1-2-0 | | 0-1-0 | | 0-0- | | AWAY | | 0-0-0 | | 0-0-0 | | 1-0-0 | | | | | | | | | | | |
| 0-1-0 | | 0-0-0 | | 0-0-0 | | NEUTRAL | | 0-1-0 | | 0-0-0 | | 0-0-0 | | | | | | | | | | | |
| 3-2-2 | | 1-0-0 | | 0-1-0 | | CONFERENCE | | 1-1-1 | | 0-0-1 | | 1-0-0 | | | | | | | | | | | |
| 3-0-1 | | 1-0-0 | | 0-0-0 | | HOME | | 1-0-1 | | 0-0-0 | | 1-0-0 | | | | | | | | | | | |
| 0-2-1 | | 0-0-0 | | 0-1-0 | | AWAY | | 0-1-0 | | 0-0-1 | | 0-0-0 | | | | | | | | | | | |
| 0-0-0 | | 0-0-0 | | 0-0-0 | | NEUTRAL | | 0-0-0 | | 0-0-0 | | 0-0-0 | | | | | | | | | | | |
| RPI | S | Opponent | | Score | | RPI | S | Opponent | | Score | | RPI | S | Opponent | | Score | | RPI | S | Opponent | | Score | |
| 1 | H | UCLA | | 0 | 1 | 45 | A | UC Davis | | 0 | 1 | 52 | H | CSUN | | 2 | 1 | 125 | H | Colgate | | 4 | 1 |
| 7 | A | Stanford | | 1 | 4 | 47 | A | Loyola Marymount | | 0 | 4 | 67 | A | Cal St. Fullerton | | 0 | 2 | 130 | A | UC Riverside | | 1 | 1 |
| 12 | H | UC Irvine | | 1 | 0 | | | | | | | 70 | N | Furman | | 0 | 3 | 161 | H | Sacramento St. | | 4 | 1 |
| 20 | H | Northwestern | | 1 | 1 | | | | | | | 75 | H | San Diego St. | | 1 | 0 | 170 | A | Col. of Charleston | | 2 | 1 |
| | | | | | | | | | | | | 84 | H | Cal Poly | | 2 | 2 | 178 | H | Drake | | 4 | 1 |
| LAST 10 GAMES | | | | | | | | | | | | | | | | | | | | | | | |
| | | 84 H Cal Poly | | 2 | 2 | | | 67 A Cal St. Fullerton | | 0 | 2 | | | | | | | | | | | | |
| | | 161 H Sacramento St. | | 4 | 1 | | | 12 H UC Irvine | | 1 | 0 | | | | | | | | | | | | |
| | | 45 A UC Davis | | 0 | 1 | | | 52 H CSUN | | 2 | 1 | | | | | | | | | | | | |
| | | 47 A Loyola Marymount | | 0 | 4 | | | 178 H Drake | | 4 | 1 | | | | | | | | | | | | |
| | | 130 A UC Riverside | | 1 | 1 | | | 75 H San Diego St. | | 1 | 0 | | | | | | | | | | | | |

Non-Div. I Games:

UC Santa Barbara

| Average RPI Win: | | 107 | WON-LOST RECORD | | WINNING PCT. RANK | | LAST 10 GAMES | | STRENGTH OF SCHEDULE | | OPP. STRENGTH OF SCHEDULE | | TEAM RPI | | ADJ RPI | | CONF. RPI | | ADJ CONF. RPI | | | | |
|------------------|---|------------|-----------------|-----------|-------------------|------------------|---------------|------------------|----------------------|-------------|---------------------------|--------------|----------|-------------------|-----------|-------|-----------|-----|---------------|----------------|--|-------|---|
| DIV. I ONLY | | | 6-4-4 | | .57143 79 | | 5-4-1 | | 61 | | 53 | | 61 | | .52565 60 | | 12 | | 12 | | | | |
| DIV. I NON-CONF. | | | 3-2-4 | | .55556 85 | | 2-2-1 | | 55 | | 20 | | 53 | | .53801 55 | | 7 | | 7 | | | | |
| TOTALS | | RPI 1-25 | | RPI 26-50 | | W-L RECORDS | | RPI 51-100 | | RPI 101-150 | | RPI 150+ | | | | | | | | | | | |
| 6-4-4 | | 1-2-0 | | 0-1-1 | | OVERALL | | 2-1-1 | | 1-0-1 | | 2-0-1 | | | | | | | | | | | |
| 5-3-1 | | 1-1-0 | | 0-1-0 | | HOME | | 1-1-1 | | 1-0-0 | | 2-0-0 | | | | | | | | | | | |
| 1-1-3 | | 0-1-0 | | 0-0-1 | | AWAY | | 1-0-0 | | 0-0-1 | | 0-0-1 | | | | | | | | | | | |
| 0-0-0 | | 0-0-0 | | 0-0-0 | | NEUTRAL | | 0-0-0 | | 0-0-0 | | 0-0-0 | | | | | | | | | | | |
| 3-2-4 | | 1-2-0 | | 0-0-1 | | NON-CONFERENCE | | 0-0-1 | | 1-0-1 | | 1-0-1 | | | | | | | | | | | |
| 3-1-1 | | 1-1-0 | | 0-0-0 | | HOME | | 0-0-1 | | 1-0-0 | | 1-0-0 | | | | | | | | | | | |
| 0-1-3 | | 0-1-0 | | 0-1- | | AWAY | | 0-0-0 | | 0-0-1 | | 0-0-1 | | | | | | | | | | | |
| 0-0-0 | | 0-0-0 | | 0-0-0 | | NEUTRAL | | 0-0-0 | | 0-0-0 | | 0-0-0 | | | | | | | | | | | |
| 3-2-0 | | 0-0-0 | | 0-1-0 | | CONFERENCE | | 2-1-0 | | 0-0-0 | | 1-0-0 | | | | | | | | | | | |
| 2-2-0 | | 0-0-0 | | 0-1-0 | | HOME | | 1-1-0 | | 0-0-0 | | 1-0-0 | | | | | | | | | | | |
| 1-0-0 | | 0-0-0 | | 0-0-0 | | AWAY | | 1-0-0 | | 0-0-0 | | 0-0-0 | | | | | | | | | | | |
| 0-0-0 | | 0-0-0 | | 0-0-0 | | NEUTRAL | | 0-0-0 | | 0-0-0 | | 0-0-0 | | | | | | | | | | | |
| RPI | S | Opponent | | Score | | RPI | S | Opponent | | Score | | RPI | S | Opponent | | Score | | RPI | S | Opponent | | Score | |
| 1 | H | UCLA | | 1 | 0 | 45 | A | UC Davis | | 1 | 1 | 55 | H | St. Mary's (CA) | | 2 | 0 | 130 | A | UC Riverside | | 0 | 0 |
| 12 | A | UC Irvine | | 0 | 1 | 47 | H | Loyola Marymount | | 0 | 1 | 56 | H | San Francisco | | 0 | 2 | 144 | H | Bradley | | 5 | 2 |
| 17 | H | New Mexico | | 0 | 2 | | | | | | | 67 | H | Cal St. Fullerton | | 0 | 0 | 154 | H | Buffalo | | 4 | 1 |
| | | | | | | | | | | | | 90 | A | Santa Clara | | 2 | 1 | 161 | A | Sacramento St. | | 3 | 3 |
| | | | | | | | | | | | | | | | | | | 198 | H | Pacific | | 2 | 1 |
| LAST 10 GAMES | | | | | | | | | | | | | | | | | | | | | | | |
| | | | | 198 | H | Pacific | | 2 | 1 | 1 | H | UCLA | | 1 | 0 | | | | | | | | |
| | | | | 55 | H | St. Mary's (CA) | | 2 | 0 | 12 | A | UC Irvine | | 0 | 1 | | | | | | | | |
| | | | | 47 | H | Loyola Marymount | | 0 | 1 | 130 | A | UC Riverside | | 0 | 0 | | | | | | | | |
| | | | | 90 | A | Santa Clara | | 2 | 1 | 17 | H | New Mexico | | 0 | 2 | | | | | | | | |
| | | | | 56 | H | San Francisco | | 0 | 2 | 144 | H | Bradley | | 5 | 2 | | | | | | | | |

Non-Div. I Games:

San Diego

| Average RPI Win: 115 | | WON-LOST RECORD | | WINNING PCT. RANK | | LAST 10 GAMES | | STRENGTH OF SCHEDULE | | OPP. STRENGTH OF SCHEDULE | | TEAM RPI | | ADJ RPI | | CONF. RPI | | ADJ CONF. RPI | |
|----------------------|---|-----------------|--|-------------------|---|----------------|---|----------------------|--|---------------------------|---|----------|---|-----------------|--|-----------|---|---------------|--|
| DIV. I ONLY | | 5-6-4 | | .46667 116 | | 3-5-2 | | 34 | | 46 | | 73 | | .52447 61 | | 4 | | 4 | |
| DIV. I NON-CONF. | | 4-2-3 | | .61111 56 | | 2-1-1 | | 47 | | 84 | | 80 | | .51948 68 | | 4 | | 4 | |
| TOTALS | | RPI 1-25 | | RPI 26-50 | | W-L RECORDS | | RPI 51-100 | | RPI 101-150 | | RPI 150+ | | | | | | | |
| 5-6-4 | | 0-2-2 | | 1-1-0 | | OVERALL | | 1-2-0 | | 2-1-1 | | 1-0-1 | | | | | | | |
| 4-2-0 | | 0-1-0 | | 1-1-0 | | HOME | | 0-0-0 | | 2-0-0 | | 1-0-0 | | | | | | | |
| 0-4-4 | | 0-1-2 | | 0-0-0 | | AWAY | | 0-2-0 | | 0-1-1 | | 0-0-1 | | | | | | | |
| 1-0-0 | | 0-0-0 | | 0-0-0 | | NEUTRAL | | 1-0-0 | | 0-0-0 | | 0-0-0 | | | | | | | |
| 4-2-3 | | 0-0-2 | | 0-1-0 | | NON-CONFERENCE | | 1-0-0 | | 2-1-0 | | 1-0-1 | | | | | | | |
| 3-1-0 | | 0-0-0 | | 0-1-0 | | HOME | | 0-0-0 | | 2-0-0 | | 1-0-0 | | | | | | | |
| 0-1-3 | | 0-0-2 | | 0-0- | | AWAY | | 0-0-0 | | 0-1-0 | | 0-0-1 | | | | | | | |
| 1-0-0 | | 0-0-0 | | 0-0-0 | | NEUTRAL | | 1-0-0 | | 0-0-0 | | 0-0-0 | | | | | | | |
| 1-4-1 | | 0-2-0 | | 1-0-0 | | CONFERENCE | | 0-2-0 | | 0-0-1 | | 0-0-0 | | | | | | | |
| 1-1-0 | | 0-1-0 | | 1-0-0 | | HOME | | 0-0-0 | | 0-0-0 | | 0-0-0 | | | | | | | |
| 0-3-1 | | 0-1-0 | | 0-0-0 | | AWAY | | 0-2-0 | | 0-0-1 | | 0-0-0 | | | | | | | |
| 0-0-0 | | 0-0-0 | | 0-0-0 | | NEUTRAL | | 0-0-0 | | 0-0-0 | | 0-0-0 | | | | | | | |
| RPI | S | Opponent | | Score | | RPI | S | Opponent | | Score | | RPI | S | Opponent | | Score | | | |
| 2 | A | Indiana | | 0 | 0 | 37 | H | Valparaiso | | 1 | 2 | 66 | A | St. John's (NY) | | 2 | 3 | | |
| 8 | H | Georgetown | | 0 | 2 | 44 | H | Marquette | | 1 | 0 | 81 | A | Villanova | | 0 | 1 | | |
| 9 | A | Creighton | | 1 | 2 | | | | | | | 93 | N | Canisius | | 2 | 0 | | |
| 22 | A | Ohio St. | | 2 | 2 | | | | | | | | | | | | | | |
| | | | | | | | | | | | | | | | | | | | |
| | | | | | | | | | | | | | | | | | | | |
| | | | | | | | | | | | | | | | | | | | |
| | | | | | | | | | | | | | | | | | | | |
| | | | | | | | | | | | | | | | | | | | |
| | | | | | | | | | | | | | | | | | | | |
| | | | | | | | | | | | | | | | | | | | |
| | | | | | | | | | | | | | | | | | | | |
| | | | | | | | | | | | | | | | | | | | |
| | | | | | | | | | | | | | | | | | | | |
| | | | | | | | | | | | | | | | | | | | |
| | | | | | | | | | | | | | | | | | | | |
| | | | | | | | | | | | | | | | | | | | |
| | | | | | | | | | | | | | | | | | | | |
| | | | | | | | | | | | | | | | | | | | |
| | | | | | | | | | | | | | | | | | | | |
| | | | | | | | | | | | | | | | | | | | |
| | | | | | | | | | | | | | | | | | | | |
| | | | | | | | | | | | | | | | | | | | |
| | | | | | | | | | | | | | | | | | | | |
| | | | | | | | | | | | | | | | | | | | |
| | | | | | | | | | | | | | | | | | | | |
| | | | | | | | | | | | | | | | | | | | |
| | | | | | | | | | | | | | | | | | | | |
| | | | | | | | | | | | | | | | | | | | |
| | | | | | | | | | | | | | | | | | | | |
| | | | | | | | | | | | | | | | | | | | |
| | | | | | | | | | | | | | | | | | | | |
| | | | | | | | | | | | | | | | | | | | |
| | | | | | | | | | | | | | | | | | | | |
| | | | | | | | | | | | | | | | | | | | |
| | | | | | | | | | | | | | | | | | | | |
| | | | | | | | | | | | | | | | | | | | |
| | | | | | | | | | | | | | | | | | | | |
| | | | | | | | | | | | | | | | | | | | |
| | | | | | | | | | | | | | | | | | | | |
| | | | | | | | | | | | | | | | | | | | |
| | | | | | | | | | | | | | | | | | | | |
| | | | | | | | | | | | | | | | | | | | |
| | | | | | | | | | | | | | | | | | | | |
| | | | | | | | | | | | | | | | | | | | |
| | | | | | | | | | | | | | | | | | | | |
| | | | | | | | | | | | | | | | | | | | |
| | | | | | | | | | | | | | | | | | | | |

Non-Div. I Games:

Butler

| Average RPI Win: | | 101 | WON-LOST RECORD | | WINNING PCT. RANK | | LAST 10 GAMES | | STRENGTH OF SCHEDULE | | OPP. STRENGTH OF SCHEDULE | | TEAM RPI | | ADJ RPI | | CONF. RPI | | ADJ CONF. RPI | | |
|------------------|---|------------|-----------------|-----------|-------------------|----------------|---------------|------------|----------------------|-------------|---------------------------|----------|----------|-----------------|---------|-------|-----------|----|---------------|----|--|
| DIV. I ONLY | | | 7-3-3 | | .65385 | 40 | 6-2-2 | | 121 | | 32 | | 54 | | .52382 | | 62 | 10 | | 10 | |
| DIV. I NON-CONF. | | | 5-2-2 | | .66667 | 41 | 4-1-1 | | 156 | | 16 | | 73 | | .50804 | | 77 | 11 | | 11 | |
| TOTALS | | RPI 1-25 | | RPI 26-50 | | W-L RECORDS | | RPI 51-100 | | RPI 101-150 | | RPI 150+ | | | | | | | | | |
| 7-3-3 | | 0-1-0 | | 0-1-1 | | OVERALL | | 4-0-1 | | 2-0-1 | | 1-1-0 | | | | | | | | | |
| 5-2-1 | | 0-1-0 | | 0-1-0 | | HOME | | 3-0-1 | | 1-0-0 | | 1-0-0 | | | | | | | | | |
| 2-1-2 | | 0-0-0 | | 0-0-1 | | AWAY | | 1-0-0 | | 1-0-1 | | 0-1-0 | | | | | | | | | |
| 0-0-0 | | 0-0-0 | | 0-0-0 | | NEUTRAL | | 0-0-0 | | 0-0-0 | | 0-0-0 | | | | | | | | | |
| 5-2-2 | | 0-1-0 | | 0-0-1 | | NON-CONFERENCE | | 2-0-1 | | 2-0-0 | | 1-1-0 | | | | | | | | | |
| 3-1-1 | | 0-1-0 | | 0-0-0 | | HOME | | 1-0-1 | | 1-0-0 | | 1-0-0 | | | | | | | | | |
| 2-1-1 | | 0-0-0 | | 0-1- | | AWAY | | 1-0-0 | | 1-0-0 | | 0-1-0 | | | | | | | | | |
| 0-0-0 | | 0-0-0 | | 0-0-0 | | NEUTRAL | | 0-0-0 | | 0-0-0 | | 0-0-0 | | | | | | | | | |
| 2-1-1 | | 0-0-0 | | 0-1-0 | | CONFERENCE | | 2-0-0 | | 0-0-1 | | 0-0-0 | | | | | | | | | |
| 2-1-0 | | 0-0-0 | | 0-1-0 | | HOME | | 2-0-0 | | 0-0-0 | | 0-0-0 | | | | | | | | | |
| 0-0-1 | | 0-0-0 | | 0-0-0 | | AWAY | | 0-0-0 | | 0-0-1 | | 0-0-0 | | | | | | | | | |
| 0-0-0 | | 0-0-0 | | 0-0-0 | | NEUTRAL | | 0-0-0 | | 0-0-0 | | 0-0-0 | | | | | | | | | |
| RPI | S | Opponent | | Score | | RPI | S | Opponent | | Score | | RPI | S | Opponent | | Score | | | | | |
| 8 | H | Georgetown | | 1 | 3 | 36 | A | Boston U. | | 2 | 2 | 65 | H | Brown | | 2 | 1 | | | | |
| | | | | | | 38 | H | Dartmouth | | 1 | 2 | 66 | H | St. John's (NY) | | 0 | 0 | | | | |
| | | | | | | | | | | | | 68 | A | Seton Hall | | 5 | 4 | | | | |
| | | | | | | | | | | | | 73 | H | Rutgers | | 5 | 2 | | | | |
| | | | | | | | | | | | | 74 | H | Harvard | | 3 | 2 | | | | |
| | | | | | | | | | | | | | | | | | | | | | |
| | | | | | | | | | | | | | | | | | | | | | |
| | | | | | | | | | | | | | | | | | | | | | |
| | | | | | | | | | | | | | | | | | | | | | |
| | | | | | | | | | | | | | | | | | | | | | |
| | | | | | | | | | | | | | | | | | | | | | |
| | | | | | | | | | | | | | | | | | | | | | |
| | | | | | | | | | | | | | | | | | | | | | |
| | | | | | | | | | | | | | | | | | | | | | |
| | | | | | | | | | | | | | | | | | | | | | |
| | | | | | | | | | | | | | | | | | | | | | |
| | | | | | | | | | | | | | | | | | | | | | |
| | | | | | | | | | | | | | | | | | | | | | |
| | | | | | | | | | | | | | | | | | | | | | |
| | | | | | | | | | | | | | | | | | | | | | |
| | | | | | | | | | | | | | | | | | | | | | |
| | | | | | | | | | | | | | | | | | | | | | |
| | | | | | | | | | | | | | | | | | | | | | |
| | | | | | | | | | | | | | | | | | | | | | |
| | | | | | | | | | | | | | | | | | | | | | |
| | | | | | | | | | | | | | | | | | | | | | |
| | | | | | | | | | | | | | | | | | | | | | |
| | | | | | | | | | | | | | | | | | | | | | |
| | | | | | | | | | | | | | | | | | | | | | |
| | | | | | | | | | | | | | | | | | | | | | |
| | | | | | | | | | | | | | | | | | | | | | |
| | | | | | | | | | | | | | | | | | | | | | |
| | | | | | | | | | | | | | | | | | | | | | |
| | | | | | | | | | | | | | | | | | | | | | |
| | | | | | | | | | | | | | | | | | | | | | |
| | | | | | | | | | | | | | | | | | | | | | |
| | | | | | | | | | | | | | | | | | | | | | |
| | | | | | | | | | | | | | | | | | | | | | |
| | | | | | | | | | | | | | | | | | | | | | |
| | | | | | | | | | | | | | | | | | | | | | |
| | | | | | | | | | | | | | | | | | | | | | |
| | | | | | | | | | | | | | | | | | | | | | |
| | | | | | | | | | | | | | | | | | | | | | |
| | | | | | | | | | | | | | | | | | | | | | |
| | | | | | | | | | | | | | | | | | | | | | |
| | | | | | | | | | | | | | | | | | | | | | |
| | | | | | | | | | | | | | | | | | | | | | |
| | | | | | | | | | | | | | | | | | | | | | |
| | | | | | | | | | | | | | | | | | | | | | |
| | | | | | | | | | | | | | | | | | | | | | |

Non-Div. I Games:

Princeton

| Average RPI Win: | | 139 | WON-LOST RECORD | | WINNING PCT. RANK | | LAST 10 GAMES | | STRENGTH OF SCHEDULE | | OPP. STRENGTH OF SCHEDULE | | TEAM RPI | | ADJ RPI | | CONF. RPI | | ADJ CONF. RPI | | | | |
|------------------|---|------------|-----------------|-----------|-------------------|----------------|---------------|-------------------|----------------------|-------------|---------------------------|----------|----------|--------------|-----------|-------|-----------|-----|---------------|-------------------|--|---|---|
| DIV. I ONLY | | | 10-3-3 | | .71875 21 | | 8-0-2 | | 162 | | 84 | | 58 | | .52317 63 | | 11 | | 11 | | | | |
| DIV. I NON-CONF. | | | 4-3-3 | | .55 94 | | 2-0-2 | | 179 | | 85 | | 77 | | .50733 79 | | 12 | | 12 | | | | |
| TOTALS | | RPI 1-25 | | RPI 26-50 | | W-L RECORDS | | RPI 51-100 | | RPI 101-150 | | RPI 150+ | | | | | | | | | | | |
| 10-3-3 | | 0-1-0 | | 2-1-0 | | OVERALL | | 0-1-1 | | 3-0-1 | | 5-0-1 | | | | | | | | | | | |
| 8-1-2 | | 0-0-0 | | 2-0-0 | | HOME | | 0-1-1 | | 2-0-0 | | 4-0-1 | | | | | | | | | | | |
| 2-2-1 | | 0-1-0 | | 0-1-0 | | AWAY | | 0-0-0 | | 1-0-1 | | 1-0-0 | | | | | | | | | | | |
| 0-0-0 | | 0-0-0 | | 0-0-0 | | NEUTRAL | | 0-0-0 | | 0-0-0 | | 0-0-0 | | | | | | | | | | | |
| 4-3-3 | | 0-1-0 | | 0-1-0 | | NON-CONFERENCE | | 0-1-1 | | 1-0-1 | | 3-0-1 | | | | | | | | | | | |
| 4-1-2 | | 0-0-0 | | 0-0-0 | | HOME | | 0-1-1 | | 1-0-0 | | 3-0-1 | | | | | | | | | | | |
| 0-2-1 | | 0-1-0 | | 0-0- | | AWAY | | 0-0-0 | | 0-0-1 | | 0-0-0 | | | | | | | | | | | |
| 0-0-0 | | 0-0-0 | | 0-0-0 | | NEUTRAL | | 0-0-0 | | 0-0-0 | | 0-0-0 | | | | | | | | | | | |
| 6-0-0 | | 0-0-0 | | 2-0-0 | | CONFERENCE | | 0-0-0 | | 2-0-0 | | 2-0-0 | | | | | | | | | | | |
| 4-0-0 | | 0-0-0 | | 2-0-0 | | HOME | | 0-0-0 | | 1-0-0 | | 1-0-0 | | | | | | | | | | | |
| 2-0-0 | | 0-0-0 | | 0-0-0 | | AWAY | | 0-0-0 | | 1-0-0 | | 1-0-0 | | | | | | | | | | | |
| 0-0-0 | | 0-0-0 | | 0-0-0 | | NEUTRAL | | 0-0-0 | | 0-0-0 | | 0-0-0 | | | | | | | | | | | |
| RPI | S | Opponent | | Score | | RPI | S | Opponent | | Score | | RPI | S | Opponent | | Score | | | | | | | |
| 10 | A | Providence | | 1 | 5 | 31 | H | George Mason | | 3 | 1 | 68 | H | Seton Hall | | 1 | 1 | 115 | A | Bryant | | 1 | 1 |
| | | | | | | 41 | H | Dayton | | 1 | 0 | 95 | H | Lehigh | | 0 | 1 | 134 | H | George Washington | | 2 | 1 |
| | | | | | | 46 | A | Boston College | | 0 | 3 | | | | | | | 141 | A | Saint Joseph's | | 2 | 0 |
| | | | | | | | | | | | | | | | | | | 149 | H | NJIT | | 2 | 0 |
| | | | | | | | | | | | | | | | | | | 152 | A | Fordham | | 1 | 0 |
| | | | | | | | | | | | | | | | | | | 168 | H | Albany (NY) | | 0 | 0 |
| | | | | | | | | | | | | | | | | | | 172 | H | Massachusetts | | 4 | 1 |
| | | | | | | | | | | | | | | | | | | 175 | H | Stony Brook | | 3 | 0 |
| | | | | | | | | | | | | | | | | | | 197 | H | Yale | | 1 | 0 |
| | | | | | | | | | | | | | | | | | | 201 | H | Sacred Heart | | 3 | 1 |
| LAST 10 GAMES | | | | | | | | | | | | | | | | | | | | | | | |
| | | | | | | 141 | A | Saint Joseph's | | 2 | 0 | 152 | A | Fordham | | 1 | 0 | | | | | | |
| | | | | | | 172 | H | Massachusetts | | 4 | 1 | 168 | H | Albany (NY) | | 0 | 0 | | | | | | |
| | | | | | | 41 | H | Dayton | | 1 | 0 | 115 | A | Bryant | | 1 | 1 | | | | | | |
| | | | | | | 31 | H | George Mason | | 3 | 1 | 175 | H | Stony Brook | | 3 | 0 | | | | | | |
| | | | | | | 134 | H | George Washington | | 2 | 1 | 201 | H | Sacred Heart | | 3 | 1 | | | | | | |

Non-Div. I Games:

Rhode Island

| Average RPI Win: 123 | | WON-LOST RECORD | WINNING PCT. RANK | LAST 10 GAMES | STRENGTH OF SCHEDULE | OPP. STRENGTH OF SCHEDULE | TEAM RPI | ADJ RPI | | CONF. RPI | ADJ CONF. RPI | | | | | | |
|----------------------|---|--------------------|----------------------|------------------|-------------------------|------------------------------|-------------|------------------|----|--------------|------------------|----------|---|-----------------------|--|-------|---|
| Average RPI Loss: 31 | | | | | | | | | | | | | | | | | |
| DIV. I ONLY | | 6-8-1 | .43333 130 | 4-6-0 | 27 | 35 | 64 | .52185 | 64 | 3 | 3 | | | | | | |
| DIV. I NON-CONF. | | 3-4-1 | .4375 142 | 1-3-0 | 45 | 120 | 86 | .50701 | 80 | 3 | 3 | | | | | | |
| <hr/> | | | | | | | | | | | | | | | | | |
| TOTALS | | RPI 1-25 | | RPI 26-50 | | W-L RECORDS | | RPI 51-100 | | RPI 101-150 | | RPI 150+ | | | | | |
| 6-8-1 | | 1-3-0 | | 1-4-1 | | OVERALL | | 0-1-0 | | 1-0-0 | | 3-0-0 | | | | | |
| 6-2-1 | | 1-1-0 | | 1-1-1 | | HOME | | 0-0-0 | | 1-0-0 | | 3-0-0 | | | | | |
| 0-6-0 | | 0-2-0 | | 0-3-0 | | AWAY | | 0-1-0 | | 0-0-0 | | 0-0-0 | | | | | |
| 0-0-0 | | 0-0-0 | | 0-0-0 | | NEUTRAL | | 0-0-0 | | 0-0-0 | | 0-0-0 | | | | | |
| 3-4-1 | | 0-0-0 | | 0-3-1 | | NON-CONFERENCE | | 0-1-0 | | 1-0-0 | | 2-0-0 | | | | | |
| 3-1-1 | | 0-0-0 | | 0-1-1 | | HOME | | 0-0-0 | | 1-0-0 | | 2-0-0 | | | | | |
| 0-3-0 | | 0-0-0 | | 0-0- | | AWAY | | 0-1-0 | | 0-0-0 | | 0-0-0 | | | | | |
| 0-0-0 | | 0-0-0 | | 0-0-0 | | NEUTRAL | | 0-0-0 | | 0-0-0 | | 0-0-0 | | | | | |
| 3-4-0 | | 1-3-0 | | 1-1-0 | | CONFERENCE | | 0-0-0 | | 0-0-0 | | 1-0-0 | | | | | |
| 3-1-0 | | 1-1-0 | | 1-0-0 | | HOME | | 0-0-0 | | 0-0-0 | | 1-0-0 | | | | | |
| 0-3-0 | | 0-2-0 | | 0-1-0 | | AWAY | | 0-0-0 | | 0-0-0 | | 0-0-0 | | | | | |
| 0-0-0 | | 0-0-0 | | 0-0-0 | | NEUTRAL | | 0-0-0 | | 0-0-0 | | 0-0-0 | | | | | |
| RPI | S | Opponent | | Score | | RPI | S | Opponent | | Score | | RPI | S | Opponent | | Score | |
| 3 | H | Notre Dame | | 1 | 4 | 26 | H | Davidson | | 1 | 2 | 91 | A | SMU | | 1 | 3 |
| 11 | A | Virginia | | 0 | 1 | 29 | A | UNCW | | 1 | 2 | | | 128 H Stetson | | 8 | 2 |
| 14 | H | North Carolina | | 2 | 1 | 30 | A | Elon | | 1 | 2 | | | 164 H Pittsburgh | | 2 | 1 |
| 18 | A | Louisville | | 0 | 5 | 39 | A | Wake Forest | | 1 | 4 | | | 188 H Appalachian St. | | 2 | 0 |
| | | | | | | 46 | H | Boston College | | 1 | 0 | | | 196 H Temple | | 3 | 1 |
| | | | | | | 47 | H | Loyola Marymount | | 1 | 1 | | | | | | |
| <hr/> | | | | | | | | | | | | | | | | | |
| LAST 10 GAMES | | | | | | | | | | | | | | | | | |
| 164 H Pittsburgh | | | | 2 | 1 | 39 A Wake Forest | | | | 1 | 4 | | | | | | |
| 30 A Elon | | | | 1 | 2 | 188 H Appalachian St. | | | | 2 | 0 | | | | | | |
| 3 H Notre Dame | | | | 1 | 4 | 46 H Boston College | | | | 1 | 0 | | | | | | |
| 26 H Davidson | | | | 1 | 2 | 29 A UNCW | | | | 1 | 2 | | | | | | |
| 11 A Virginia | | | | 0 | 1 | 14 H North Carolina | | | | 2 | 1 | | | | | | |

Non-Div. I Games:

Duke

| Average RPI Win: | | 86 | WON-LOST RECORD | | WINNING PCT. RANK | | LAST 10 GAMES | | STRENGTH OF SCHEDULE | | OPP. STRENGTH OF SCHEDULE | | TEAM RPI | | ADJ RPI | | CONF. RPI | | ADJ CONF. RPI | | | | |
|------------------|---|------------|-----------------|-----------|-------------------|----------------|---------------|---------------|----------------------|-------------|---------------------------|-----------|----------|-----------|---------|--------|-----------|-----|---------------|-----------|--|-------|---|
| DIV. I ONLY | | | 4-7-4 | | .4 | 140 | | 4-4-2 | | 8 | | 43 | | 63 | | .52035 | | 66 | | 4 | | 4 | |
| DIV. I NON-CONF. | | | 3-3-3 | | .5 | 101 | | 3-0-1 | | 21 | | 69 | | 68 | | .51626 | | 72 | | 4 | | 4 | |
| TOTALS | | RPI 1-25 | | RPI 26-50 | | W-L RECORDS | | RPI 51-100 | | RPI 101-150 | | RPI 150+ | | | | | | | | | | | |
| 4-7-4 | | 0-5-0 | | 0-2-0 | | OVERALL | | 3-0-2 | | 0-0-2 | | 1-0-0 | | | | | | | | | | | |
| 4-2-2 | | 0-2-0 | | 0-0-0 | | HOME | | 3-0-1 | | 0-0-1 | | 1-0-0 | | | | | | | | | | | |
| 0-5-2 | | 0-3-0 | | 0-2-0 | | AWAY | | 0-0-1 | | 0-0-1 | | 0-0-0 | | | | | | | | | | | |
| 0-0-0 | | 0-0-0 | | 0-0-0 | | NEUTRAL | | 0-0-0 | | 0-0-0 | | 0-0-0 | | | | | | | | | | | |
| 3-3-3 | | 0-2-0 | | 0-1-0 | | NON-CONFERENCE | | 2-0-2 | | 0-0-1 | | 1-0-0 | | | | | | | | | | | |
| 3-1-1 | | 0-1-0 | | 0-0-0 | | HOME | | 2-0-1 | | 0-0-0 | | 1-0-0 | | | | | | | | | | | |
| 0-2-2 | | 0-1-0 | | 0-0- | | AWAY | | 0-0-1 | | 0-0-1 | | 0-0-0 | | | | | | | | | | | |
| 0-0-0 | | 0-0-0 | | 0-0-0 | | NEUTRAL | | 0-0-0 | | 0-0-0 | | 0-0-0 | | | | | | | | | | | |
| 1-4-1 | | 0-3-0 | | 0-1-0 | | CONFERENCE | | 1-0-0 | | 0-0-1 | | 0-0-0 | | | | | | | | | | | |
| 1-1-1 | | 0-1-0 | | 0-0-0 | | HOME | | 1-0-0 | | 0-0-1 | | 0-0-0 | | | | | | | | | | | |
| 0-3-0 | | 0-2-0 | | 0-1-0 | | AWAY | | 0-0-0 | | 0-0-0 | | 0-0-0 | | | | | | | | | | | |
| 0-0-0 | | 0-0-0 | | 0-0-0 | | NEUTRAL | | 0-0-0 | | 0-0-0 | | 0-0-0 | | | | | | | | | | | |
| RPI | S | Opponent | | Score | | RPI | S | Opponent | | Score | | RPI | S | Opponent | | Score | | RPI | S | Opponent | | Score | |
| 4 | H | Syracuse | | 0 | 1 | 34 | A | West Virginia | | 0 | 1 | 54 | H | Hofstra | | 2 | 2 | 127 | A | Wisconsin | | 1 | 1 |
| 9 | H | Creighton | | 0 | 1 | 44 | A | Marquette | | 0 | 2 | 57 | H | UConn | | 3 | 1 | 132 | H | DePaul | | 1 | 1 |
| 10 | A | Providence | | 2 | 3 | | | | | | | 61 | H | Butler | | 3 | 2 | 152 | H | Fordham | | 1 | 0 |
| 19 | A | Penn St. | | 0 | 3 | | | | | | | 62 | A | Princeton | | 0 | 0 | | | | | | |
| 21 | A | Xavier | | 0 | 1 | | | | | | | 74 | H | Harvard | | 2 | 1 | | | | | | |
| LAST 10 GAMES | | | | | | | | | | | | | | | | | | | | | | | |
| | | | | 1 | 1 | | | | | 1 | 0 | | | | | 0 | 1 | | | | | | |
| | | | | 2 | 3 | | | | | 21 | A | Xavier | | | | | | | | | | | |
| | | | | 0 | 1 | | | | | 57 | H | UConn | | 3 | 1 | | | | | | | | |
| | | | | 0 | 2 | | | | | 127 | A | Wisconsin | | 1 | 1 | | | | | | | | |
| | | | | 3 | 2 | | | | | 74 | H | Harvard | | 2 | 1 | | | | | | | | |

Non-Div. I Games:

St. John's (NY)

| Average RPI Win: | | 103 | WON-LOST RECORD | | WINNING PCT. RANK | | LAST 10 GAMES | | STRENGTH OF SCHEDULE | | OPP. STRENGTH OF SCHEDULE | | TEAM RPI | | ADJ RPI | | CONF. RPI | | ADJ CONF. RPI | |
|------------------|--------------|----------|-----------------|-----------|-------------------|------------------|---------------|------------|----------------------|-------------|---------------------------|----------|----------|--|-----------|----------------|-----------|-------|---------------|--|
| DIV. I ONLY | | | 8-6-3 | | .55882 95 | | 4-2-1 | | 76 | | 71 | | 68 | | .51788 67 | | 6 6 | | | |
| DIV. I NON-CONF. | | | 5-3-2 | | .6 65 | | 1-0-0 | | 88 | | 95 | | 72 | | .5166 71 | | 6 6 | | | |
| TOTALS | | RPI 1-25 | | RPI 26-50 | | W-L RECORDS | | RPI 51-100 | | RPI 101-150 | | RPI 150+ | | | | | | | | |
| 8-6-3 | | 0-1-1 | | 0-1-0 | | OVERALL | | 5-3-1 | | 1-0-1 | | 2-1-0 | | | | | | | | |
| 5-1-0 | | 0-0-0 | | 0-0-0 | | HOME | | 4-1-0 | | 1-0-0 | | 0-0-0 | | | | | | | | |
| 2-4-2 | | 0-1-0 | | 0-1-0 | | AWAY | | 0-1-1 | | 0-0-1 | | 2-1-0 | | | | | | | | |
| 1-1-1 | | 0-0-1 | | 0-0-0 | | NEUTRAL | | 1-1-0 | | 0-0-0 | | 0-0-0 | | | | | | | | |
| 5-3-2 | | 0-0-1 | | 0-0-0 | | NON-CONFERENCE | | 2-3-1 | | 1-0-0 | | 2-0-0 | | | | | | | | |
| 2-1-0 | | 0-0-0 | | 0-0-0 | | HOME | | 1-1-0 | | 1-0-0 | | 0-0-0 | | | | | | | | |
| 2-1-1 | | 0-0-0 | | 0-0- | | AWAY | | 0-1-1 | | 0-0-0 | | 2-0-0 | | | | | | | | |
| 1-1-1 | | 0-0-1 | | 0-0-0 | | NEUTRAL | | 1-1-0 | | 0-0-0 | | 0-0-0 | | | | | | | | |
| 3-3-1 | | 0-1-0 | | 0-1-0 | | CONFERENCE | | 3-0-0 | | 0-0-1 | | 0-1-0 | | | | | | | | |
| 3-0-0 | | 0-0-0 | | 0-0-0 | | HOME | | 3-0-0 | | 0-0-0 | | 0-0-0 | | | | | | | | |
| 0-3-1 | | 0-1-0 | | 0-1-0 | | AWAY | | 0-0-0 | | 0-0-1 | | 0-1-0 | | | | | | | | |
| 0-0-0 | | 0-0-0 | | 0-0-0 | | NEUTRAL | | 0-0-0 | | 0-0-0 | | 0-0-0 | | | | | | | | |
| RPI S | Opponent | | Score | | RPI S | Opponent | | Score | | RPI S | Opponent | | Score | | RPI S | Opponent | | Score | | |
| 12 A | UC Irvine | | 0 1 | | 45 A | UC Davis | | 1 3 | | 52 H | CSUN | | 1 0 | | 104 H | Omaha | | 3 1 | | |
| 20 N | Northwestern | | 0 0 | | | | | | | 56 H | San Francisco | | 1 2 | | 130 A | UC Riverside | | 1 1 | | |
| | | | | | | | | | | 59 H | UC Santa Barbara | | 2 0 | | 158 A | Grand Canyon | | 1 0 | | |
| | | | | | | | | | | 60 A | San Diego | | 0 0 | | 161 A | Sacramento St. | | 0 1 | | |
| | | | | | | | | | | 78 N | UMBC | | 4 3 | | 198 A | Pacific | | 4 0 | | |
| | | | | | | | | | | 79 N | Detroit | | 1 2 | | | | | | | |
| | | | | | | | | | | 84 H | Cal Poly | | 3 2 | | | | | | | |
| | | | | | | | | | | 90 H | Santa Clara | | 1 0 | | | | | | | |
| | | | | | | | | | | 99 A | Ill.-Chicago | | 2 3 | | | | | | | |
| LAST 10 GAMES | | | | | | | | | | | | | | | | | | | | |
| 198 A | Pacific | | 4 0 | | 59 H | UC Santa Barbara | | 2 0 | | | | | | | | | | | | |
| 130 A | UC Riverside | | 1 1 | | 161 A | Sacramento St. | | 0 1 | | | | | | | | | | | | |
| 52 H | CSUN | | 1 0 | | 45 A | UC Davis | | 1 3 | | | | | | | | | | | | |
| 12 A | UC Irvine | | 0 1 | | 158 A | Grand Canyon | | 1 0 | | | | | | | | | | | | |
| 84 H | Cal Poly | | 3 2 | | 104 H | Omaha | | 3 1 | | | | | | | | | | | | |

Non-Div. I Games:

Cal St. Fullerton

| Average RPI Win: 93 | | WON-LOST RECORD | | WINNING PCT. RANK | | LAST 10 GAMES | | STRENGTH OF SCHEDULE | | OPP. STRENGTH OF SCHEDULE | | TEAM RPI | | ADJ RPI | | CONF. RPI | | ADJ CONF. RPI | |
|---------------------|---|-----------------|--|-------------------|--|----------------|---|----------------------|--|---------------------------|--|----------|---|--------------|--|-----------|--|---------------|--|
| DIV. I ONLY | | 4-7-3 | | .39286 147 | | 3-5-2 | | 3 | | 98 | | 62 | | .51616 68 | | 4 | | 4 | |
| DIV. I NON-CONF. | | 3-3-2 | | .5 101 | | 2-1-1 | | 23 | | 175 | | 92 | | .50005 92 | | 4 | | 4 | |
| TOTALS | | RPI 1-25 | | RPI 26-50 | | W-L RECORDS | | RPI 51-100 | | RPI 101-150 | | RPI 150+ | | | | | | | |
| 4-7-3 | | 1-3-0 | | 0-0-1 | | OVERALL | | 1-2-2 | | 2-2-0 | | 0-0-0 | | | | | | | |
| 3-3-1 | | 1-2-0 | | 0-0-1 | | HOME | | 1-1-0 | | 1-0-0 | | 0-0-0 | | | | | | | |
| 1-4-2 | | 0-1-0 | | 0-0-0 | | AWAY | | 0-1-2 | | 1-2-0 | | 0-0-0 | | | | | | | |
| 0-0-0 | | 0-0-0 | | 0-0-0 | | NEUTRAL | | 0-0-0 | | 0-0-0 | | 0-0-0 | | | | | | | |
| 3-3-2 | | 0-0-0 | | 0-0-1 | | NON-CONFERENCE | | 1-2-1 | | 2-1-0 | | 0-0-0 | | | | | | | |
| 2-1-1 | | 0-0-0 | | 0-0-1 | | HOME | | 1-1-0 | | 1-0-0 | | 0-0-0 | | | | | | | |
| 1-2-1 | | 0-0-0 | | 0-0- | | AWAY | | 0-1-1 | | 1-1-0 | | 0-0-0 | | | | | | | |
| 0-0-0 | | 0-0-0 | | 0-0-0 | | NEUTRAL | | 0-0-0 | | 0-0-0 | | 0-0-0 | | | | | | | |
| 1-4-1 | | 1-3-0 | | 0-0-0 | | CONFERENCE | | 0-0-1 | | 0-1-0 | | 0-0-0 | | | | | | | |
| 1-2-0 | | 1-2-0 | | 0-0-0 | | HOME | | 0-0-0 | | 0-0-0 | | 0-0-0 | | | | | | | |
| 0-2-1 | | 0-1-0 | | 0-0-0 | | AWAY | | 0-0-1 | | 0-1-0 | | 0-0-0 | | | | | | | |
| 0-0-0 | | 0-0-0 | | 0-0-0 | | NEUTRAL | | 0-0-0 | | 0-0-0 | | 0-0-0 | | | | | | | |
| RPI | S | Opponent | | Score | | RPI | S | Opponent | | Score | | RPI | S | Opponent | | Score | | | |
| 8 | H | Georgetown | | 1 0 | | 31 | H | George Mason | | 0 0 | | 62 | H | Princeton | | 4 5 | | | |
| 9 | A | Creighton | | 2 3 | | | | | | | | 63 | A | Rhode Island | | 1 1 | | | |
| 10 | H | Providence | | 0 3 | | | | | | | | 80 | A | Delaware | | 2 3 | | | |
| 21 | H | Xavier | | 1 3 | | | | | | | | 81 | A | Villanova | | 1 1 | | | |
| | | | | | | | | | | | | 97 | H | Monmouth | | 1 0 | | | |
| | | | | | | | | | | | | | | | | | | | |
| | | | | | | | | | | | | | | | | | | | |
| | | | | | | | | | | | | | | | | | | | |
| | | | | | | | | | | | | | | | | | | | |
| | | | | | | | | | | | | | | | | | | | |
| | | | | | | | | | | | | | | | | | | | |
| | | | | | | | | | | | | | | | | | | | |
| | | | | | | | | | | | | | | | | | | | |
| | | | | | | | | | | | | | | | | | | | |
| | | | | | | | | | | | | | | | | | | | |
| | | | | | | | | | | | | | | | | | | | |
| | | | | | | | | | | | | | | | | | | | |
| | | | | | | | | | | | | | | | | | | | |
| | | | | | | | | | | | | | | | | | | | |
| | | | | | | | | | | | | | | | | | | | |
| | | | | | | | | | | | | | | | | | | | |
| | | | | | | | | | | | | | | | | | | | |
| | | | | | | | | | | | | | | | | | | | |
| | | | | | | | | | | | | | | | | | | | |
| | | | | | | | | | | | | | | | | | | | |
| | | | | | | | | | | | | | | | | | | | |
| | | | | | | | | | | | | | | | | | | | |
| | | | | | | | | | | | | | | | | | | | |
| | | | | | | | | | | | | | | | | | | | |
| | | | | | | | | | | | | | | | | | | | |
| | | | | | | | | | | | | | | | | | | | |
| | | | | | | | | | | | | | | | | | | | |
| | | | | | | | | | | | | | | | | | | | |
| | | | | | | | | | | | | | | | | | | | |
| | | | | | | | | | | | | | | | | | | | |
| | | | | | | | | | | | | | | | | | | | |
| | | | | | | | | | | | | | | | | | | | |
| | | | | | | | | | | | | | | | | | | | |
| | | | | | | | | | | | | | | | | | | | |
| | | | | | | | | | | | | | | | | | | | |
| | | | | | | | | | | | | | | | | | | | |
| | | | | | | | | | | | | | | | | | | | |
| | | | | | | | | | | | | | | | | | | | |
| | | | | | | | | | | | | | | | | | | | |
| | | | | | | | | | | | | | | | | | | | |

Non-Div. I Games:

Seton Hall

[illegible]

Non-Div. I Games:

Missouri St.

| Average RPI Win: 137 | | WON-LOST | WINNING | LAST 10 | STRENGTH OF | OPP. STRENGTH | TEAM | ADJ | CONF. | ADJ CONF. | | |
|----------------------|----------|----------|-----------|---------|----------------|----------------------|------|-------------|------------------|-----------|----|----|
| Average RPI Loss: 99 | | RECORD | PCT. RANK | GAMES | SCHEDULE | OF SCHEDULE | RPI | RPI | RPI | RPI | | |
| DIV. I ONLY | | 8-4-3 | .63333 | 45 | 4-3-3 | 131 | 144 | 81 | .51538 | 70 | 18 | 18 |
| DIV. I NON-CONF. | | 4-1-2 | .71429 | 32 | 0-0-2 | 24 | 104 | 34 | .58111 | 29 | 20 | 21 |
| <hr/> | | | | | | | | | | | | |
| TOTALS | | RPI 1-25 | RPI 26-50 | | W-L RECORDS | RPI 51-100 | | RPI 101-150 | | RPI 150+ | | |
| 8-4-3 | 0-0-1 | | 1-0-0 | | OVERALL | 1-1-0 | | 1-3-1 | | 5-0-1 | | |
| 4-1-2 | 0-0-0 | | 0-0-0 | | HOME | 0-0-0 | | 1-1-1 | | 3-0-1 | | |
| 3-2-1 | 0-0-1 | | 1-0-0 | | AWAY | 0-0-0 | | 0-2-0 | | 2-0-0 | | |
| 1-1-0 | 0-0-0 | | 0-0-0 | | NEUTRAL | 1-1-0 | | 0-0-0 | | 0-0-0 | | |
| <hr/> | | | | | | | | | | | | |
| 4-1-2 | 0-0-1 | | 1-0-0 | | NON-CONFERENCE | 1-1-0 | | 0-0-1 | | 2-0-0 | | |
| 2-0-1 | 0-0-0 | | 0-0-0 | | HOME | 0-0-0 | | 0-0-1 | | 2-0-0 | | |
| 1-0-1 | 0-0-1 | | 1-0- | | AWAY | 0-0-0 | | 0-0-0 | | 0-0-0 | | |
| 1-1-0 | 0-0-0 | | 0-0-0 | | NEUTRAL | 1-1-0 | | 0-0-0 | | 0-0-0 | | |
| <hr/> | | | | | | | | | | | | |
| 4-3-1 | 0-0-0 | | 0-0-0 | | CONFERENCE | 0-0-0 | | 1-3-0 | | 3-0-1 | | |
| 2-1-1 | 0-0-0 | | 0-0-0 | | HOME | 0-0-0 | | 1-1-0 | | 1-0-1 | | |
| 2-2-0 | 0-0-0 | | 0-0-0 | | AWAY | 0-0-0 | | 0-2-0 | | 2-0-0 | | |
| 0-0-0 | 0-0-0 | | 0-0-0 | | NEUTRAL | 0-0-0 | | 0-0-0 | | 0-0-0 | | |
| <hr/> | | | | | | | | | | | | |
| RPI S | Opponent | Score | | RPI S | Opponent | Score | | RPI S | Opponent | Score | | |
| 25 A | Kentucky | 0 | 0 | 32 A | Coastal Caro. | 1 | 0 | 51 N | Seattle | 1 | 2 | |
| | | | | | | | | 59 N | UC Santa Barbara | 3 | 0 | |
| | | | | | | | | 103 A | East Tenn. St. | 0 | 1 | |
| | | | | | | | | 103 H | East Tenn. St. | 3 | 0 | |
| | | | | | | | | 106 H | James Madison | 0 | 0 | |
| | | | | | | | | 117 A | Mercer | 0 | 3 | |
| | | | | | | | | 123 H | Wofford | 0 | 2 | |
| | | | | | | | | 156 H | North Florida | 2 | 1 | |
| | | | | | | | | 166 A | UNC Greensboro | 3 | 1 | |
| | | | | | | | | 166 H | UNC Greensboro | 0 | 0 | |
| | | | | | | | | 173 H | Georgia St. | 5 | 0 | |
| | | | | | | | | 205 A | VMI | 1 | 0 | |
| | | | | | | | | 205 H | VMI | 3 | 1 | |
| <hr/> | | | | | | | | | | | | |
| LAST 10 GAMES | | | | | | | | | | | | |
| 103 H East Tenn. St. | | | | 3 | 0 | 123 H Wofford | | | | 0 | 2 | |
| 166 A UNC Greensboro | | | | 3 | 1 | 205 A VMI | | | | 1 | 0 | |
| 205 H VMI | | | | 3 | 1 | 166 H UNC Greensboro | | | | 0 | 0 | |
| 103 A East Tenn. St. | | | | 0 | 1 | 106 H James Madison | | | | 0 | 0 | |
| 117 A Mercer | | | | 0 | 3 | 25 A Kentucky | | | | 0 | 0 | |

Non-Div. I Games:

Furman

Oakland

Oakland

| Average RPI Win: 136 | | WON-LOST | WINNING | LAST 10 | STRENGTH OF | | OPP. STRENGTH | TEAM | ADJ | | CONF. | ADJ CONF. | | | |
|----------------------|---|----------------|-----------|---------|----------------|--------------------|---------------|------|-------------|--------------------|----------|-----------|---|-------------------|-------|
| Average RPI Loss: 15 | | RECORD | PCT. RANK | GAMES | SCHEDULE | | OF SCHEDULE | RPI | RPI | | RPI | RPI | | | |
| DIV. I ONLY | | 7-6-1 | .53571 | 96 | 5-4-1 | | 80 | 49 | 70 | .51448 | 72 | 3 | 3 | | |
| DIV. I NON-CONF. | | 5-2-0 | .71429 | 32 | 3-0-0 | | 187 | 113 | 147 | .45482 | 141 | 3 | 3 | | |
| TOTALS | | RPI 1-25 | RPI 26-50 | | W-L RECORDS | | RPI 51-100 | | RPI 101-150 | | RPI 150+ | | | | |
| 7-6-1 | | 0-5-0 | 1-1-0 | | OVERALL | | 1-0-0 | | 1-0-0 | | 4-0-1 | | | | |
| 4-1-1 | | 0-1-0 | 1-0-0 | | HOME | | 0-0-0 | | 1-0-0 | | 2-0-1 | | | | |
| 3-5-0 | | 0-4-0 | 0-1-0 | | AWAY | | 1-0-0 | | 0-0-0 | | 2-0-0 | | | | |
| 0-0-0 | | 0-0-0 | 0-0-0 | | NEUTRAL | | 0-0-0 | | 0-0-0 | | 0-0-0 | | | | |
| 5-2-0 | | 0-1-0 | 0-1-0 | | NON-CONFERENCE | | 0-0-0 | | 1-0-0 | | 4-0-0 | | | | |
| 3-0-0 | | 0-0-0 | 0-0-0 | | HOME | | 0-0-0 | | 1-0-0 | | 2-0-0 | | | | |
| 2-2-0 | | 0-1-0 | 0-0- | | AWAY | | 0-0-0 | | 0-0-0 | | 2-0-0 | | | | |
| 0-0-0 | | 0-0-0 | 0-0-0 | | NEUTRAL | | 0-0-0 | | 0-0-0 | | 0-0-0 | | | | |
| 2-4-1 | | 0-4-0 | 1-0-0 | | CONFERENCE | | 1-0-0 | | 0-0-0 | | 0-0-1 | | | | |
| 1-1-1 | | 0-1-0 | 1-0-0 | | HOME | | 0-0-0 | | 0-0-0 | | 0-0-1 | | | | |
| 1-3-0 | | 0-3-0 | 0-0-0 | | AWAY | | 1-0-0 | | 0-0-0 | | 0-0-0 | | | | |
| 0-0-0 | | 0-0-0 | 0-0-0 | | NEUTRAL | | 0-0-0 | | 0-0-0 | | 0-0-0 | | | | |
| RPI | S | Opponent | Score | RPI | S | Opponent | Score | RPI | S | Opponent | Score | RPI | S | Opponent | Score |
| 3 | A | Notre Dame | 1 3 | 34 | A | West Virginia | 0 3 | 77 | A | North Carolina St. | 3 2 | 134 | H | George Washington | 1 0 |
| 4 | H | Syracuse | 0 1 | 39 | H | Wake Forest | 2 0 | | | | | 151 | A | SIUE | 1 0 |
| 11 | A | Virginia | 0 1 | | | | | | | | | 164 | H | Pittsburgh | 0 0 |
| 14 | A | North Carolina | 0 5 | | | | | | | | | 166 | A | UNC Greensboro | 1 0 |
| 24 | A | Saint Louis | 1 3 | | | | | | | | | 181 | H | Longwood | 4 1 |
| | | | | | | | | | | | | 205 | H | VMI | 5 0 |
| LAST 10 GAMES | | | | | | | | | | | | | | | |
| 3 | A | Notre Dame | 1 3 | 77 | A | North Carolina St. | 3 2 | | | | | | | | |
| 164 | H | Pittsburgh | 0 0 | 134 | H | George Washington | 1 0 | | | | | | | | |
| 14 | A | North Carolina | 0 5 | 39 | H | Wake Forest | 2 0 | | | | | | | | |
| 4 | H | Syracuse | 0 1 | 166 | A | UNC Greensboro | 1 0 | | | | | | | | |
| 205 | H | VMI | 5 0 | 11 | A | Virginia | 0 1 | | | | | | | | |

Non-Div. I Games:

Virginia Tech

| Average RPI Win: 122 | | WON-LOST RECORD | WINNING PCT. RANK | | LAST 10 GAMES | STRENGTH OF SCHEDULE | OPP. STRENGTH OF SCHEDULE | TEAM RPI | ADJ RPI | | CONF. RPI | ADJ CONF. RPI | | |
|----------------------|---|--------------------|----------------------|-----|------------------|-------------------------|------------------------------|-------------|-------------|-----|--------------|------------------|-------|---|
| Average RPI Loss: 40 | | | | | | | | | | | | | | |
| DIV. I ONLY | | 5-9-1 | .36667 | 163 | 2-7-1 | 23 | 25 | 80 | .51396 | 73 | 2 | 2 | | |
| DIV. I NON-CONF. | | 4-4-0 | .5 | 101 | 2-2-0 | 39 | 101 | 100 | .49742 | 96 | 1 | 1 | | |
| TOTALS | | RPI 1-25 | RPI 26-50 | | W-L RECORDS | | RPI 51-100 | | RPI 101-150 | | RPI 150+ | | | |
| 5-9-1 | | 0-5-1 | 0-0-0 | | OVERALL | | 1-4-0 | | 4-0-0 | | 0-0-0 | | | |
| 4-6-0 | | 0-3-0 | 0-0-0 | | HOME | | 1-3-0 | | 3-0-0 | | 0-0-0 | | | |
| 1-3-1 | | 0-2-1 | 0-0-0 | | AWAY | | 0-1-0 | | 1-0-0 | | 0-0-0 | | | |
| 0-0-0 | | 0-0-0 | 0-0-0 | | NEUTRAL | | 0-0-0 | | 0-0-0 | | 0-0-0 | | | |
| 4-4-0 | | 0-1-0 | 0-0-0 | | NON-CONFERENCE | | 1-3-0 | | 3-0-0 | | 0-0-0 | | | |
| 4-3-0 | | 0-1-0 | 0-0-0 | | HOME | | 1-2-0 | | 3-0-0 | | 0-0-0 | | | |
| 0-1-0 | | 0-0-0 | 0-0- | | AWAY | | 0-1-0 | | 0-0-0 | | 0-0-0 | | | |
| 0-0-0 | | 0-0-0 | 0-0-0 | | NEUTRAL | | 0-0-0 | | 0-0-0 | | 0-0-0 | | | |
| 1-5-1 | | 0-4-1 | 0-0-0 | | CONFERENCE | | 0-1-0 | | 1-0-0 | | 0-0-0 | | | |
| 0-3-0 | | 0-2-0 | 0-0-0 | | HOME | | 0-1-0 | | 0-0-0 | | 0-0-0 | | | |
| 1-2-1 | | 0-2-1 | 0-0-0 | | AWAY | | 0-0-0 | | 1-0-0 | | 0-0-0 | | | |
| 0-0-0 | | 0-0-0 | 0-0-0 | | NEUTRAL | | 0-0-0 | | 0-0-0 | | 0-0-0 | | | |
| RPI | S | Opponent | Score | | RPI | S | Opponent | Score | | RPI | S | Opponent | Score | |
| 2 | H | Indiana | 1 | 2 | | | | | | 119 | H | Army | 1 | 0 |
| 4 | H | Syracuse | 0 | 1 | | | | | | 127 | A | Wisconsin | 3 | 2 |
| 15 | A | Michigan St. | 0 | 0 | | | | | | 135 | H | UMKC | 1 | 0 |
| 19 | A | Penn St. | 0 | 1 | | | | | | 146 | H | Lafayette | 2 | 1 |
| 20 | H | Northwestern | 0 | 2 | | | | | | | | | | |
| 22 | A | Ohio St. | 1 | 4 | | | | | | | | | | |
| LAST 10 GAMES | | | | | | | | | | | | | | |
| 22 | A | Ohio St. | 1 | 4 | 62 | A | Princeton | 2 | 5 | | | | | |
| 119 | H | Army | 1 | 0 | 19 | A | Penn St. | 0 | 1 | | | | | |
| 20 | H | Northwestern | 0 | 2 | 15 | A | Michigan St. | 0 | 0 | | | | | |
| 83 | H | Penn | 4 | 1 | 2 | H | Indiana | 1 | 2 | | | | | |
| 76 | H | Michigan | 0 | 3 | 97 | H | Monmouth | 0 | 3 | | | | | |

Non-Div. I Games:

Rutgers

| Average RPI Win: 118 | | WON-LOST | WINNING | LAST 10 | STRENGTH OF | OPP. STRENGTH | TEAM | ADJ | CONF. | ADJ CONF. | | | | |
|----------------------|---|------------|-----------|-----------|-------------|----------------|----------------|------------|-------|-------------|----|-------------------|-------|---|
| Average RPI Loss: 68 | | RECORD | PCT. RANK | GAMES | SCHEDULE | OF SCHEDULE | RPI | RPI | RPI | RPI | | | | |
| DIV. I ONLY | | 8-4-1 | .65385 | 40 | 8-1-1 | | 179 | 33 | 74 | .51375 | 74 | 10 | 10 | |
| DIV. I NON-CONF. | | 6-3-0 | .66667 | 41 | 6-0-0 | | 181 | 11 | 89 | .50471 | 84 | 11 | 11 | |
| <hr/> | | | | | | | | | | | | | | |
| TOTALS | | RPI 1-25 | | RPI 26-50 | | W-L RECORDS | | RPI 51-100 | | RPI 101-150 | | RPI 150+ | | |
| 8-4-1 | | 0-1-0 | | 2-0-0 | | OVERALL | | 2-2-1 | | 1-1-0 | | 3-0-0 | | |
| 7-0-0 | | 0-0-0 | | 2-0-0 | | HOME | | 2-0-0 | | 1-0-0 | | 2-0-0 | | |
| 1-4-1 | | 0-1-0 | | 0-0-0 | | AWAY | | 0-2-1 | | 0-1-0 | | 1-0-0 | | |
| 0-0-0 | | 0-0-0 | | 0-0-0 | | NEUTRAL | | 0-0-0 | | 0-0-0 | | 0-0-0 | | |
| <hr/> | | | | | | | | | | | | | | |
| 6-3-0 | | 0-1-0 | | 1-0-0 | | NON-CONFERENCE | | 2-1-0 | | 1-1-0 | | 2-0-0 | | |
| 5-0-0 | | 0-0-0 | | 1-0-0 | | HOME | | 2-0-0 | | 1-0-0 | | 1-0-0 | | |
| 1-3-0 | | 0-1-0 | | 0-0- | | AWAY | | 0-1-0 | | 0-1-0 | | 1-0-0 | | |
| 0-0-0 | | 0-0-0 | | 0-0-0 | | NEUTRAL | | 0-0-0 | | 0-0-0 | | 0-0-0 | | |
| <hr/> | | | | | | | | | | | | | | |
| 2-1-1 | | 0-0-0 | | 1-0-0 | | CONFERENCE | | 0-1-1 | | 0-0-0 | | 1-0-0 | | |
| 2-0-0 | | 0-0-0 | | 1-0-0 | | HOME | | 0-0-0 | | 0-0-0 | | 1-0-0 | | |
| 0-1-1 | | 0-0-0 | | 0-0-0 | | AWAY | | 0-1-1 | | 0-0-0 | | 0-0-0 | | |
| 0-0-0 | | 0-0-0 | | 0-0-0 | | NEUTRAL | | 0-0-0 | | 0-0-0 | | 0-0-0 | | |
| <hr/> | | | | | | | | | | | | | | |
| RPI | S | Opponent | Score | | RPI | S | Opponent | Score | | RPI | S | Opponent | Score | |
| 8 | A | Georgetown | 0 | 2 | 46 | H | Boston College | 3 | 2 | 62 | A | Princeton | 2 | 3 |
| | | | | | 50 | H | Cornell | 1 | 0 | 65 | A | Brown | 1 | 1 |
| | | | | | | | | | | 66 | A | St. John's (NY) | 1 | 2 |
| | | | | | | | | | | 86 | H | Holy Cross | 3 | 0 |
| | | | | | | | | | | 94 | H | Hartford | 4 | 1 |
| | | | | | | | | | | 115 | H | Northeastern | 3 | 2 |
| | | | | | | | | | | 134 | A | George Washington | 1 | 2 |
| | | | | | | | | | | 172 | A | Massachusetts | 3 | 2 |
| | | | | | | | | | | 186 | H | Manhattan | 3 | 0 |
| | | | | | | | | | | 197 | H | Yale | 1 | 0 |
| <hr/> | | | | | | | | | | | | | | |
| LAST 10 GAMES | | | | | | | | | | | | | | |
| | | | | | 62 | A | Princeton | 2 | 3 | 172 | A | Massachusetts | 3 | 2 |
| | | | | | 65 | A | Brown | 1 | 1 | 115 | H | Northeastern | 3 | 2 |
| | | | | | 86 | H | Holy Cross | 3 | 0 | 186 | H | Manhattan | 3 | 0 |
| | | | | | 50 | H | Cornell | 1 | 0 | 94 | H | Hartford | 4 | 1 |
| | | | | | 197 | H | Yale | 1 | 0 | 46 | H | Boston College | 3 | 2 |

Non-Div. I Games:

Harvard

| Average RPI Win: | | 103 | WON-LOST RECORD | | WINNING PCT. RANK | | LAST 10 GAMES | | STRENGTH OF SCHEDULE | | OPP. STRENGTH OF SCHEDULE | | TEAM RPI | | ADJ RPI | | CONF. RPI | | ADJ CONF. RPI | | |
|------------------|---|------------|-----------------|-----------|-------------------|-----|----------------|------------------|----------------------|------------|---------------------------|-----|-------------|-------------------|---------|----------|-----------|---|---------------|---|--|
| DIV. I ONLY | | | 6-9-0 | | .4 | 140 | 1-8-0 | | 25 | | 24 | | 67 | | .5126 | | 75 | 1 | | 1 | |
| DIV. I NON-CONF. | | | 5-3-0 | | .625 | 49 | 0-2-0 | | 125 | | 130 | | 141 | | .45382 | | 142 | 2 | | 2 | |
| TOTALS | | RPI 1-25 | | RPI 26-50 | | | W-L RECORDS | | | RPI 51-100 | | | RPI 101-150 | | | RPI 150+ | | | | | |
| 6-9-0 | | 1-5-0 | | 1-1-0 | | | OVERALL | | | 0-2-0 | | | 2-1-0 | | | 2-0-0 | | | | | |
| 6-3-0 | | 1-2-0 | | 1-0-0 | | | HOME | | | 0-0-0 | | | 2-1-0 | | | 2-0-0 | | | | | |
| 0-6-0 | | 0-3-0 | | 0-1-0 | | | AWAY | | | 0-2-0 | | | 0-0-0 | | | 0-0-0 | | | | | |
| 0-0-0 | | 0-0-0 | | 0-0-0 | | | NEUTRAL | | | 0-0-0 | | | 0-0-0 | | | 0-0-0 | | | | | |
| 5-3-0 | | 1-0-0 | | 0-0-0 | | | NON-CONFERENCE | | | 0-2-0 | | | 2-1-0 | | | 2-0-0 | | | | | |
| 5-1-0 | | 1-0-0 | | 0-0-0 | | | HOME | | | 0-0-0 | | | 2-1-0 | | | 2-0-0 | | | | | |
| 0-2-0 | | 0-0-0 | | 0-0- | | | AWAY | | | 0-2-0 | | | 0-0-0 | | | 0-0-0 | | | | | |
| 0-0-0 | | 0-0-0 | | 0-0-0 | | | NEUTRAL | | | 0-0-0 | | | 0-0-0 | | | 0-0-0 | | | | | |
| 1-6-0 | | 0-5-0 | | 1-1-0 | | | CONFERENCE | | | 0-0-0 | | | 0-0-0 | | | 0-0-0 | | | | | |
| 1-2-0 | | 0-2-0 | | 1-0-0 | | | HOME | | | 0-0-0 | | | 0-0-0 | | | 0-0-0 | | | | | |
| 0-4-0 | | 0-3-0 | | 0-1-0 | | | AWAY | | | 0-0-0 | | | 0-0-0 | | | 0-0-0 | | | | | |
| 0-0-0 | | 0-0-0 | | 0-0-0 | | | NEUTRAL | | | 0-0-0 | | | 0-0-0 | | | 0-0-0 | | | | | |
| RPI | S | Opponent | | Score | | RPI | S | Opponent | | Score | | RPI | S | Opponent | | Score | | | | | |
| 1 | H | UCLA | | 0 | 1 | 40 | A | Oregon St. | | 0 | 2 | 59 | A | UC Santa Barbara | | 0 | 1 | | | | |
| 6 | A | Washington | | 0 | 1 | 40 | H | Oregon St. | | 1 | 0 | 85 | A | FIU | | 1 | 2 | | | | |
| 6 | H | Washington | | 2 | 3 | | | | | | | | | 101 H Denver | | 4 | 3 | | | | |
| 7 | A | Stanford | | 0 | 2 | | | | | | | | | 109 H Wright St. | | 3 | 2 | | | | |
| 13 | A | California | | 3 | 4 | | | | | | | | | 148 H Bakersfield | | 0 | 1 | | | | |
| 16 | H | Clemson | | 2 | 1 | | | | | | | | | 154 H Buffalo | | 1 | 0 | | | | |
| | | | | | | | | | | | | | | 198 H Pacific | | 2 | 0 | | | | |
| LAST 10 GAMES | | | | | | | | | | | | | | | | | | | | | |
| 6 | A | Washington | | 0 | 1 | 7 | A | Stanford | | 0 | 2 | | | | | | | | | | |
| 40 | A | Oregon St. | | 0 | 2 | 1 | H | UCLA | | 0 | 1 | | | | | | | | | | |
| 6 | H | Washington | | 2 | 3 | 59 | A | UC Santa Barbara | | 0 | 1 | | | | | | | | | | |
| 40 | H | Oregon St. | | 1 | 0 | 85 | A | FIU | | 1 | 2 | | | | | | | | | | |
| 13 | A | California | | 3 | 4 | 198 | H | Pacific | | 2 | 0 | | | | | | | | | | |

Non-Div. I Games: Point Loma 1 0

San Diego St.

| Average RPI Win: 74 | | WON-LOST | WINNING | LAST 10 | STRENGTH OF | | OPP. STRENGTH | TEAM | ADJ | | CONF. | ADJ CONF. | | |
|----------------------|---|--------------|-----------|---------|----------------|---|---------------|-------|-------------|--------|----------|---------------|-------|---|
| Average RPI Loss: 68 | | RECORD | PCT. RANK | GAMES | SCHEDULE | | OF SCHEDULE | RPI | RPI | | RPI | RPI | | |
| DIV. I ONLY | | 4-7-3 | .39286 | 147 | 3-5-2 | | 21 | 27 | 78 | .51246 | 76 | 2 | 2 | |
| DIV. I NON-CONF. | | 2-5-1 | .3125 | 160 | 1-3-1 | | 37 | 91 | 96 | .49915 | 94 | 1 | 1 | |
| TOTALS | | RPI 1-25 | RPI 26-50 | | W-L RECORDS | | RPI 51-100 | | RPI 101-150 | | RPI 150+ | | | |
| 4-7-3 | | 1-2-2 | 0-1-0 | | OVERALL | | 2-1-1 | | 1-3-0 | | 0-0-0 | | | |
| 2-5-2 | | 1-2-1 | 0-0-0 | | HOME | | 1-1-1 | | 0-2-0 | | 0-0-0 | | | |
| 2-2-1 | | 0-0-1 | 0-1-0 | | AWAY | | 1-0-0 | | 1-1-0 | | 0-0-0 | | | |
| 0-0-0 | | 0-0-0 | 0-0-0 | | NEUTRAL | | 0-0-0 | | 0-0-0 | | 0-0-0 | | | |
| 2-5-1 | | 1-0-0 | 0-1-0 | | NON-CONFERENCE | | 1-1-1 | | 0-3-0 | | 0-0-0 | | | |
| 2-3-1 | | 1-0-0 | 0-0-0 | | HOME | | 1-1-1 | | 0-2-0 | | 0-0-0 | | | |
| 0-2-0 | | 0-0-0 | 0-0- | | AWAY | | 0-0-0 | | 0-1-0 | | 0-0-0 | | | |
| 0-0-0 | | 0-0-0 | 0-0-0 | | NEUTRAL | | 0-0-0 | | 0-0-0 | | 0-0-0 | | | |
| 2-2-2 | | 0-2-2 | 0-0-0 | | CONFERENCE | | 1-0-0 | | 1-0-0 | | 0-0-0 | | | |
| 0-2-1 | | 0-2-1 | 0-0-0 | | HOME | | 0-0-0 | | 0-0-0 | | 0-0-0 | | | |
| 2-0-1 | | 0-0-1 | 0-0-0 | | AWAY | | 1-0-0 | | 1-0-0 | | 0-0-0 | | | |
| 0-0-0 | | 0-0-0 | 0-0-0 | | NEUTRAL | | 0-0-0 | | 0-0-0 | | 0-0-0 | | | |
| RPI | S | Opponent | Score | | RPI | S | Opponent | Score | | RPI | S | Opponent | Score | |
| 2 | H | Indiana | 1 | 3 | 28 | A | Akron | 0 | 3 | 73 | A | Rutgers | 3 | 0 |
| 3 | H | Notre Dame | 3 | 2 | | | | | | 102 | H | Western Mich. | 0 | 1 |
| 19 | H | Penn St. | 0 | 1 | | | | | | 79 | H | Detroit | 0 | 0 |
| 20 | A | Northwestern | 0 | 0 | | | | | | 85 | H | FIU | 0 | 1 |
| 23 | H | Maryland | 1 | 1 | | | | | | 91 | H | SMU | 3 | 0 |
| | | | | | | | | | | | | | | |
| | | | | | | | | | | | | | | |
| | | | | | | | | | | | | | | |
| | | | | | | | | | | | | | | |
| | | | | | | | | | | | | | | |
| | | | | | | | | | | | | | | |
| | | | | | | | | | | | | | | |
| | | | | | | | | | | | | | | |
| | | | | | | | | | | | | | | |
| | | | | | | | | | | | | | | |
| | | | | | | | | | | | | | | |
| | | | | | | | | | | | | | | |
| | | | | | | | | | | | | | | |
| | | | | | | | | | | | | | | |
| | | | | | | | | | | | | | | |
| | | | | | | | | | | | | | | |
| | | | | | | | | | | | | | | |
| | | | | | | | | | | | | | | |
| | | | | | | | | | | | | | | |
| | | | | | | | | | | | | | | |
| | | | | | | | | | | | | | | |
| | | | | | | | | | | | | | | |
| | | | | | | | | | | | | | | |
| | | | | | | | | | | | | | | |
| | | | | | | | | | | | | | | |
| | | | | | | | | | | | | | | |
| | | | | | | | | | | | | | | |
| | | | | | | | | | | | | | | |
| | | | | | | | | | | | | | | |
| | | | | | | | | | | | | | | |
| | | | | | | | | | | | | | | |
| | | | | | | | | | | | | | | |
| | | | | | | | | | | | | | | |
| | | | | | | | | | | | | | | |
| | | | | | | | | | | | | | | |
| | | | | | | | | | | | | | | |
| | | | | | | | | | | | | | | |
| | | | | | | | | | | | | | | |
| | | | | | | | | | | | | | | |
| | | | | | | | | | | | | | | |
| | | | | | | | | | | | | | | |
| | | | | | | | | | | | | | | |
| | | | | | | | | | | | | | | |
| | | | | | | | | | | | | | | |
| | | | | | | | | | | | | | | |
| | | | | | | | | | | | | | | |
| | | | | | | | | | | | | | | |
| | | | | | | | | | | | | | | |
| | | | | | | | | | | | | | | |
| | | | | | | | | | | | | | | |
| | | | | | | | | | | | | | | |
| | | | | | | | | | | | | | | |
| | | | | | | | | | | | | | | |
| | | | | | | | | | | | | | | |
| | | | | | | | | | | | | | | |
| | | | | | | | | | | | | | | |
| | | | | | | | | | | | | | </ | |

Non-Div. I Games:

Michigan

| Average RPI Win: 122 | | WON-LOST RECORD | | WINNING PCT. RANK | | LAST 10 GAMES | | STRENGTH OF SCHEDULE | | OPP. STRENGTH OF SCHEDULE | | TEAM RPI | | ADJ RPI | | CONF. RPI | | ADJ CONF. RPI | |
|----------------------|---|-----------------|--|-------------------|--|----------------|---|----------------------|--|---------------------------|--|----------|---|----------------|--|-----------|--|---------------|--|
| DIV. I ONLY | | 6-5-4 | | .53333 98 | | 4-3-3 | | 77 | | 44 | | 77 | | .51092 77 | | 3 | | 3 | |
| DIV. I NON-CONF. | | 5-2-1 | | .6875 38 | | 3-1-0 | | 155 | | 80 | | 128 | | .47436 119 | | 3 | | 3 | |
| TOTALS | | RPI 1-25 | | RPI 26-50 | | W-L RECORDS | | RPI 51-100 | | RPI 101-150 | | RPI 150+ | | | | | | | |
| 6-5-4 | | 1-1-1 | | 0-2-2 | | OVERALL | | 2-2-0 | | 0-0-0 | | 3-0-1 | | | | | | | |
| 5-4-2 | | 1-1-1 | | 0-1-1 | | HOME | | 1-2-0 | | 0-0-0 | | 3-0-0 | | | | | | | |
| 1-1-2 | | 0-0-0 | | 0-1-1 | | AWAY | | 1-0-0 | | 0-0-0 | | 0-0-1 | | | | | | | |
| 0-0-0 | | 0-0-0 | | 0-0-0 | | NEUTRAL | | 0-0-0 | | 0-0-0 | | 0-0-0 | | | | | | | |
| 5-2-1 | | 0-0-0 | | 0-1-1 | | NON-CONFERENCE | | 2-1-0 | | 0-0-0 | | 3-0-0 | | | | | | | |
| 4-2-1 | | 0-0-0 | | 0-1-1 | | HOME | | 1-1-0 | | 0-0-0 | | 3-0-0 | | | | | | | |
| 1-0-0 | | 0-0-0 | | 0-0- | | AWAY | | 1-0-0 | | 0-0-0 | | 0-0-0 | | | | | | | |
| 0-0-0 | | 0-0-0 | | 0-0-0 | | NEUTRAL | | 0-0-0 | | 0-0-0 | | 0-0-0 | | | | | | | |
| 1-3-3 | | 1-1-1 | | 0-1-1 | | CONFERENCE | | 0-1-0 | | 0-0-0 | | 0-0-1 | | | | | | | |
| 1-2-1 | | 1-1-1 | | 0-0-0 | | HOME | | 0-1-0 | | 0-0-0 | | 0-0-0 | | | | | | | |
| 0-1-2 | | 0-0-0 | | 0-1-1 | | AWAY | | 0-0-0 | | 0-0-0 | | 0-0-1 | | | | | | | |
| 0-0-0 | | 0-0-0 | | 0-0-0 | | NEUTRAL | | 0-0-0 | | 0-0-0 | | 0-0-0 | | | | | | | |
| RPI | S | Opponent | | Score | | RPI | S | Opponent | | Score | | RPI | S | Opponent | | Score | | | |
| 4 | H | Syracuse | | 0 0 | | 32 | H | Coastal Caro. | | 1 3 | | 72 | H | Virginia Tech | | 2 3 | | | |
| 14 | H | North Carolina | | 0 1 | | 37 | H | Valparaiso | | 0 0 | | 84 | H | Cal Poly | | 1 3 | | | |
| 18 | H | Louisville | | 2 1 | | 39 | A | Wake Forest | | 1 2 | | 98 | A | South Carolina | | 2 1 | | | |
| | | | | | | 46 | A | Boston College | | 0 0 | | 100 | H | William & Mary | | 1 0 | | | |
| | | | | | | | | | | | | | | | | | | | |
| | | | | | | | | | | | | | | | | | | | |
| | | | | | | | | | | | | | | | | | | | |
| | | | | | | | | | | | | | | | | | | | |
| | | | | | | | | | | | | | | | | | | | |
| | | | | | | | | | | | | | | | | | | | |
| | | | | | | | | | | | | | | | | | | | |
| | | | | | | | | | | | | | | | | | | | |
| | | | | | | | | | | | | | | | | | | | |
| | | | | | | | | | | | | | | | | | | | |
| | | | | | | | | | | | | | | | | | | | |
| | | | | | | | | | | | | | | | | | | | |
| | | | | | | | | | | | | | | | | | | | |
| | | | | | | | | | | | | | | | | | | | |
| | | | | | | | | | | | | | | | | | | | |
| | | | | | | | | | | | | | | | | | | | |
| | | | | | | | | | | | | | | | | | | | |
| | | | | | | | | | | | | | | | | | | | |
| | | | | | | | | | | | | | | | | | | | |
| | | | | | | | | | | | | | | | | | | | |
| | | | | | | | | | | | | | | | | | | | |
| | | | | | | | | | | | | | | | | | | | |
| | | | | | | | | | | | | | | | | | | | |
| | | | | | | | | | | | | | | | | | | | |
| | | | | | | | | | | | | | | | | | | | |
| | | | | | | | | | | | | | | | | | | | |
| | | | | | | | | | | | | | | | | | | | |
| | | | | | | | | | | | | | | | | | | | |
| | | | | | | | | | | | | | | | | | | | |
| | | | | | | | | | | | | | | | | | | | |
| | | | | | | | | | | | | | | | | | | | |
| | | | | | | | | | | | | | | | | | | | |
| | | | | | | | | | | | | | | | | | | | |
| | | | | | | | | | | | | | | | | | | | |
| | | | | | | | | | | | | | | | | | | | |
| | | | | | | | | | | | | | | | | | | | |
| | | | | | | | | | | | | | | | | | | | |
| | | | | | | | | | | | | | | | | | | | |
| | | | | | | | | | | | | | | | | | | | |
| | | | | | | | | | | | | | | | | | | | |
| | | | | | | | | | | | | | | | | | | | |
| | | | | | | | | | | | | | | | | | | | |
| | | | | | | | | | | | | | | | | | | | |
| | | | | | | | | | | | | | | | | | | | |
| | | | | | | | | | | | | | | | | | | | |

Non-Div. I Games:

North Carolina St.

| UMBC | | | | Through Games Of Oct. 26, 2014 | | | | | | | | | | | | | |
|-------------------|---|----------|----------|--------------------------------|---------|----------------|---------------|--------------|-----|-------------|-------|-----------|----|-------------------|--|-------|--|
| Average RPI Win: | | 148 | WON-LOST | WINNING | LAST 10 | STRENGTH OF | OPP. STRENGTH | TEAM | ADJ | | CONF. | ADJ CONF. | | | | | |
| Average RPI Loss: | | 58 | RECORD | PCT. RANK | GAMES | SCHEDULE | OF SCHEDULE | RPI | RPI | | RPI | RPI | | | | | |
| DIV. I ONLY | | | 7-5-3 | .56667 | 83 | 4-3-2 | 92 | 129 | 86 | .50805 | 78 | 17 | 17 | | | | |
| DIV. I NON-CONF. | | | 4-5-2 | .45455 | 128 | 1-3-1 | 91 | 109 | 75 | .51323 | 73 | 16 | 17 | | | | |
| TOTALS | | RPI 1-25 | | RPI 26-50 | | W-L RECORDS | | RPI 51-100 | | RPI 101-150 | | RPI 150+ | | | | | |
| 7-5-3 | | 0-0-1 | | 0-3-0 | | OVERALL | | 2-2-0 | | 1-0-1 | | 4-0-1 | | | | | |
| 5-1-1 | | 0-0-0 | | 0-0-0 | | HOME | | 1-1-0 | | 1-0-1 | | 3-0-0 | | | | | |
| 2-3-2 | | 0-0-1 | | 0-3-0 | | AWAY | | 1-0-0 | | 0-0-0 | | 1-0-1 | | | | | |
| 0-1-0 | | 0-0-0 | | 0-0-0 | | NEUTRAL | | 0-1-0 | | 0-0-0 | | 0-0-0 | | | | | |
| 4-5-2 | | 0-0-1 | | 0-3-0 | | NON-CONFERENCE | | 1-2-0 | | 0-0-1 | | 3-0-0 | | | | | |
| 3-1-1 | | 0-0-0 | | 0-0-0 | | HOME | | 0-1-0 | | 0-0-1 | | 3-0-0 | | | | | |
| 1-3-1 | | 0-0-1 | | 0-0- | | AWAY | | 1-0-0 | | 0-0-0 | | 0-0-0 | | | | | |
| 0-1-0 | | 0-0-0 | | 0-0-0 | | NEUTRAL | | 0-1-0 | | 0-0-0 | | 0-0-0 | | | | | |
| 3-0-1 | | 0-0-0 | | 0-0-0 | | CONFERENCE | | 1-0-0 | | 1-0-0 | | 1-0-1 | | | | | |
| 2-0-0 | | 0-0-0 | | 0-0-0 | | HOME | | 1-0-0 | | 1-0-0 | | 0-0-0 | | | | | |
| 1-0-1 | | 0-0-0 | | 0-0-0 | | AWAY | | 0-0-0 | | 0-0-0 | | 1-0-1 | | | | | |
| 0-0-0 | | 0-0-0 | | 0-0-0 | | NEUTRAL | | 0-0-0 | | 0-0-0 | | 0-0-0 | | | | | |
| RPI | S | Opponent | | Score | | RPI | S | Opponent | | Score | | RPI | S | Opponent | | Score | |
| 23 | A | Maryland | | 0 0 | | 31 | A | George Mason | | 0 3 | | 67 | N | Cal St. Fullerton | | 3 4 | |
| | | | | | | 42 | A | Navy | | 0 2 | | 80 | A | Delaware | | 1 0 | |
| | | | | | | 48 | A | UNLV | | 0 1 | | 94 | H | Hartford | | 2 1 | |
| | | | | | | | | | | | | 100 | H | William & Mary | | 1 2 | |
| | | | | | | | | | | | | | | | | | |
| | | | | | | | | | | | | | | | | | |
| | | | | | | | | | | | | | | | | | |
| | | | | | | | | | | | | | | | | | |
| | | | | | | | | | | | | | | | | | |
| | | | | | | | | | | | | | | | | | |
| | | | | | | | | | | | | | | | | | |
| | | | | | | | | | | | | | | | | | |
| | | | | | | | | | | | | | | | | | |
| | | | | | | | | | | | | | | | | | |
| | | | | | | | | | | | | | | | | | |
| | | | | | | | | | | | | | | | | | |
| | | | | | | | | | | | | | | | | | |
| | | | | | | | | | | | | | | | | | |
| | | | | | | | | | | | | | | | | | |
| | | | | | | | | | | | | | | | | | |
| | | | | | | | | | | | | | | | | | |
| | | | | | | | | | | | | | | | | | |
| | | | | | | | | | | | | | | | | | |
| | | | | | | | | | | | | | | | | | |
| | | | | | | | | | | | | | | | | | |
| | | | | | | | | | | | | | | | | | |
| | | | | | | | | | | | | | | | | | |
| | | | | | | | | | | | | | | | | | |
| | | | | | | | | | | | | | | | | | |
| | | | | | | | | | | | | | | | | | |
| | | | | | | | | | | | | | | | | | |
| | | | | | | | | | | | | | | | | | |
| | | | | | | | | | | | | | | | | | |
| | | | | | | | | | | | | | | | | | |
| | | | | | | | | | | | | | | | | | |
| | | | | | | | | | | | | | | | | | |
| | | | | | | | | | | | | | | | | | |
| | | | | | | | | | | | | | | | | | |
| | | | | | | | | | | | | | | | | | |
| | | | | | | | | | | | | | | | | | |
| | | | | | | | | | | | | | | | | | |
| | | | | | | | | | | | | | | | | | |
| | | | | | | | | | | | | | | | | | |
| | | | | | | | | | | | | | | | | | |
| | | | | | | | | | | | | | | | | | |
| | | | | | | | | | | | | | | | | | |

Non-Div. I Games:

UMBC

| | | | | | | | | | | | | | | | | |
|-------------------|----------|-----------|-----------|----------------|-------------|---------------|-------|-------------|--------|-------------------|-------|-----|---|---------------|-----|--|
| Average RPI Win: | 113 | WON-LOST | WINNING | LAST 10 | STRENGTH OF | OPP. STRENGTH | TEAM | ADJ | CONF. | ADJ CONF. | | | | | | |
| Average RPI Loss: | 113 | RECORD | PCT. RANK | GAMES | SCHEDULE | OF SCHEDULE | RPI | RPI | RPI | RPI | | | | | | |
| DIV. I ONLY | | 8-4-3 | .63333 | 45 | 6-2-2 | 105 | 121 | 66 | .50677 | 79 | 15 | 16 | | | | |
| DIV. I NON-CONF. | | 3-3-3 | .5 | 101 | 1-1-2 | 128 | 107 | 76 | .49418 | 102 | 14 | 15 | | | | |
| <hr/> | | | | | | | | | | | | | | | | |
| TOTALS | RPI 1-25 | RPI 26-50 | | W-L RECORDS | | RPI 51-100 | | RPI 101-150 | | RPI 150+ | | | | | | |
| 8-4-3 | 0-0-0 | 1-1-1 | | OVERALL | | 2-1-1 | | 3-0-0 | | 2-2-1 | | | | | | |
| 3-1-1 | 0-0-0 | 0-0-0 | | HOME | | 0-1-0 | | 1-0-0 | | 2-0-1 | | | | | | |
| 4-2-2 | 0-0-0 | 1-1-1 | | AWAY | | 1-0-1 | | 2-0-0 | | 0-1-0 | | | | | | |
| 1-1-0 | 0-0-0 | 0-0-0 | | NEUTRAL | | 1-0-0 | | 0-0-0 | | 0-1-0 | | | | | | |
| | | | | | | | | | | | | | | | | |
| 3-3-3 | 0-0-0 | 0-1-1 | | NON-CONFERENCE | | 1-0-1 | | 2-0-0 | | 0-2-1 | | | | | | |
| 0-0-1 | 0-0-0 | 0-0-0 | | HOME | | 0-0-0 | | 0-0-0 | | 0-0-1 | | | | | | |
| 2-2-2 | 0-0-0 | 0-1- | | AWAY | | 0-0-1 | | 2-0-0 | | 0-1-0 | | | | | | |
| 1-1-0 | 0-0-0 | 0-0-0 | | NEUTRAL | | 1-0-0 | | 0-0-0 | | 0-1-0 | | | | | | |
| | | | | | | | | | | | | | | | | |
| 5-1-0 | 0-0-0 | 1-0-0 | | CONFERENCE | | 1-1-0 | | 1-0-0 | | 2-0-0 | | | | | | |
| 3-1-0 | 0-0-0 | 0-0-0 | | HOME | | 0-1-0 | | 1-0-0 | | 2-0-0 | | | | | | |
| 2-0-0 | 0-0-0 | 1-0-0 | | AWAY | | 1-0-0 | | 0-0-0 | | 0-0-0 | | | | | | |
| 0-0-0 | 0-0-0 | 0-0-0 | | NEUTRAL | | 0-0-0 | | 0-0-0 | | 0-0-0 | | | | | | |
| <hr/> | | | | | | | | | | | | | | | | |
| RPI | S | Opponent | Score | RPI | S | Opponent | Score | RPI | S | Opponent | Score | | | | | |
| | | | | 37 | A | Valparaiso | 1 0 | 67 | N | Cal St. Fullerton | 2 1 | 102 | A | Western Mich. | 2 1 | |
| | | | | 41 | A | Dayton | 0 3 | 71 | H | Oakland | 1 2 | 109 | H | Wright St. | 2 1 | |
| | | | | 48 | A | UNLV | 0 0 | 76 | A | Michigan | 0 0 | 142 | A | Niagara | 1 0 | |
| | | | | | | | | 99 | A | Ill.-Chicago | 2 1 | 153 | H | Cleveland St. | 3 0 | |
| | | | | | | | | | | | | 154 | A | Buffalo | 2 3 | |
| | | | | | | | | | | | | 187 | N | Northern Ky. | 0 1 | |
| | | | | | | | | | | | | 189 | H | IPFW | 1 1 | |
| | | | | | | | | | | | | 193 | H | Green Bay | 3 0 | |
| | | | | | | | | | | | | | | | | |
| <hr/> | | | | | | | | | | | | | | | | |
| LAST 10 GAMES | | | | | | | | | | | | | | | | |
| | | | | 153 | H | Cleveland St. | 3 0 | 99 | A | Ill.-Chicago | 2 1 | | | | | |
| | | | | 76 | A | Michigan | 0 0 | 71 | H | Oakland | 1 2 | | | | | |
| | | | | 37 | A | Valparaiso | 1 0 | 109 | H | Wright St. | 2 1 | | | | | |
| | | | | 193 | H | Green Bay | 3 0 | 142 | A | Niagara | 1 0 | | | | | |
| | | | | 189 | H | IPFW | 1 1 | 154 | A | Buffalo | 2 3 | | | | | |

Non-Div. I Games:

Detroit

| Average RPI Win: 128 | | WON-LOST RECORD | | WINNING PCT. RANK | | LAST 10 GAMES | | STRENGTH OF SCHEDULE | | OPP. STRENGTH OF SCHEDULE | | TEAM RPI | | ADJ RPI | | CONF. RPI | | ADJ CONF. RPI | |
|----------------------|--------------------------|-----------------|---|-------------------|-----------------|----------------|---|----------------------|----------------|---------------------------|---|----------|--------------------|------------|---|-----------|--|---------------|--|
| Average RPI Loss: 64 | | | | | | | | | | | | | | | | | | | |
| DIV. I ONLY | | 10-5-1 | | .65625 36 | | 4-5-1 | | 191 | | 50 | | 90 | | .50624 80 | | 8 | | 8 | |
| DIV. I NON-CONF. | | 7-3-0 | | .7 37 | | 1-3-0 | | 191 | | 47 | | 111 | | .48743 109 | | 8 | | 8 | |
| TOTALS | | RPI 1-25 | | RPI 26-50 | | W-L RECORDS | | RPI 51-100 | | RPI 101-150 | | RPI 150+ | | | | | | | |
| 10-5-1 | | 0-2-0 | | 1-0-0 | | OVERALL | | 4-1-0 | | 0-2-0 | | 5-0-1 | | | | | | | |
| 6-3-0 | | 0-0-0 | | 0-0-0 | | HOME | | 3-1-0 | | 0-2-0 | | 3-0-0 | | | | | | | |
| 4-2-1 | | 0-2-0 | | 1-0-0 | | AWAY | | 1-0-0 | | 0-0-0 | | 2-0-1 | | | | | | | |
| 0-0-0 | | 0-0-0 | | 0-0-0 | | NEUTRAL | | 0-0-0 | | 0-0-0 | | 0-0-0 | | | | | | | |
| 7-3-0 | | 0-2-0 | | 0-0-0 | | NON-CONFERENCE | | 2-1-0 | | 0-0-0 | | 5-0-0 | | | | | | | |
| 5-1-0 | | 0-0-0 | | 0-0-0 | | HOME | | 2-1-0 | | 0-0-0 | | 3-0-0 | | | | | | | |
| 2-2-0 | | 0-2-0 | | 0-0- | | AWAY | | 0-0-0 | | 0-0-0 | | 2-0-0 | | | | | | | |
| 0-0-0 | | 0-0-0 | | 0-0-0 | | NEUTRAL | | 0-0-0 | | 0-0-0 | | 0-0-0 | | | | | | | |
| 3-2-1 | | 0-0-0 | | 1-0-0 | | CONFERENCE | | 2-0-0 | | 0-2-0 | | 0-0-1 | | | | | | | |
| 1-2-0 | | 0-0-0 | | 0-0-0 | | HOME | | 1-0-0 | | 0-2-0 | | 0-0-0 | | | | | | | |
| 2-0-1 | | 0-0-0 | | 1-0-0 | | AWAY | | 1-0-0 | | 0-0-0 | | 0-0-1 | | | | | | | |
| 0-0-0 | | 0-0-0 | | 0-0-0 | | NEUTRAL | | 0-0-0 | | 0-0-0 | | 0-0-0 | | | | | | | |
| RPI S | Opponent | Score | | RPI S | Opponent | Score | | RPI S | Opponent | Score | | RPI S | Opponent | Score | | | | | |
| 7 A | Stanford | 1 | 2 | 29 A | UNCW | 1 | 0 | 54 H | Hofstra | 2 | 1 | 106 H | James Madison | 0 | 1 | | | | |
| 13 A | California | 2 | 4 | | | | | 68 H | Seton Hall | 3 | 2 | 115 H | Northeastern | 2 | 3 | | | | |
| | | | | | | | | 78 H | UMBC | 0 | 1 | 170 A | Col. of Charleston | 2 | 2 | | | | |
| | | | | | | | | 88 H | Iona | 6 | 2 | 171 H | LIU Brooklyn | 2 | 0 | | | | |
| | | | | | | | | 100 A | William & Mary | 3 | 1 | 179 H | Saint Peter's | 2 | 1 | | | | |
| | | | | | | | | | | | | 190 A | St. Bonaventure | 3 | 0 | | | | |
| | | | | | | | | | | | | 196 A | Temple | 3 | 0 | | | | |
| | | | | | | | | | | | | 201 H | Sacred Heart | 2 | 0 | | | | |
| LAST 10 GAMES | | | | | | | | | | | | | | | | | | | |
| | 170 A Col. of Charleston | 2 | 2 | | 29 A UNCW | 1 | 0 | | | | | | | | | | | | |
| | 115 H Northeastern | 2 | 3 | | 78 H UMBC | 0 | 1 | | | | | | | | | | | | |
| | 100 A William & Mary | 3 | 1 | | 196 A Temple | 3 | 0 | | | | | | | | | | | | |
| | 54 H Hofstra | 2 | 1 | | 7 A Stanford | 1 | 2 | | | | | | | | | | | | |
| | 106 H James Madison | 0 | 1 | | 13 A California | 2 | 4 | | | | | | | | | | | | |

Non-Div. I Games:

Delaware

| Average RPI Win: | | 140 | WON-LOST RECORD | | WINNING PCT. RANK | | LAST 10 GAMES | | STRENGTH OF SCHEDULE | | OPP. STRENGTH OF SCHEDULE | | TEAM RPI | | ADJ RPI | | CONF. RPI | | ADJ CONF. RPI | | | | | |
|-------------------|---|------------|-----------------|-----------|-------------------|----------------|---------------|------------|----------------------|-------------|---------------------------|----------------|----------|---------------|---------|-------|-----------|-----|---------------|--|---|--|---|--|
| DIV. I ONLY | | | 7-5-3 | | .56667 | | 83 | | 5-2-3 | | 94 | | 88 | | 79 | | .50555 | | 81 | | 4 | | 4 | |
| DIV. I NON-CONF. | | | 5-3-1 | | .61111 | | 56 | | 3-0-1 | | 158 | | 171 | | 127 | | .47093 | | 124 | | 4 | | 4 | |
| TOTALS | | RPI 1-25 | | RPI 26-50 | | W-L RECORDS | | RPI 51-100 | | RPI 101-150 | | RPI 150+ | | | | | | | | | | | | |
| 7-5-3 | | 0-2-0 | | 0-0-1 | | OVERALL | | 2-1-2 | | 1-2-0 | | 4-0-0 | | | | | | | | | | | | |
| 5-1-2 | | 0-1-0 | | 0-0-0 | | HOME | | 1-0-2 | | 1-0-0 | | 3-0-0 | | | | | | | | | | | | |
| 2-4-1 | | 0-1-0 | | 0-0-1 | | AWAY | | 1-1-0 | | 0-2-0 | | 1-0-0 | | | | | | | | | | | | |
| 0-0-0 | | 0-0-0 | | 0-0-0 | | NEUTRAL | | 0-0-0 | | 0-0-0 | | 0-0-0 | | | | | | | | | | | | |
| 5-3-1 | | 0-0-0 | | 0-0-0 | | NON-CONFERENCE | | 1-1-1 | | 0-2-0 | | 4-0-0 | | | | | | | | | | | | |
| 3-0-1 | | 0-0-0 | | 0-0-0 | | HOME | | 0-0-1 | | 0-0-0 | | 3-0-0 | | | | | | | | | | | | |
| 2-3-0 | | 0-0-0 | | 0-0- | | AWAY | | 1-1-0 | | 0-2-0 | | 1-0-0 | | | | | | | | | | | | |
| 0-0-0 | | 0-0-0 | | 0-0-0 | | NEUTRAL | | 0-0-0 | | 0-0-0 | | 0-0-0 | | | | | | | | | | | | |
| 2-2-2 | | 0-2-0 | | 0-0-1 | | CONFERENCE | | 1-0-1 | | 1-0-0 | | 0-0-0 | | | | | | | | | | | | |
| 2-1-1 | | 0-1-0 | | 0-0-0 | | HOME | | 1-0-1 | | 1-0-0 | | 0-0-0 | | | | | | | | | | | | |
| 0-1-1 | | 0-1-0 | | 0-0-1 | | AWAY | | 0-0-0 | | 0-0-0 | | 0-0-0 | | | | | | | | | | | | |
| 0-0-0 | | 0-0-0 | | 0-0-0 | | NEUTRAL | | 0-0-0 | | 0-0-0 | | 0-0-0 | | | | | | | | | | | | |
| RPI | S | Opponent | | Score | | RPI | S | Opponent | | Score | | RPI | S | Opponent | | Score | | | | | | | | |
| 9 | H | Creighton | | 0 1 | | 44 | A | Marquette | | 1 1 | | 61 | H | Butler | | 1 0 | | | | | | | | |
| 10 | A | Providence | | 1 2 | | | | | | | | 68 | H | Seton Hall | | 1 1 | | | | | | | | |
| | | | | | | | | | | | | 94 | A | Hartford | | 0 1 | | | | | | | | |
| | | | | | | | | | | | | 95 | A | Lehigh | | 1 0 | | | | | | | | |
| | | | | | | | | | | | | 97 | H | Monmouth | | 1 1 | | | | | | | | |
| | | | | | | | | | | | | 132 | H | DePaul | | 4 0 | | | | | | | | |
| | | | | | | | | | | | | 137 | A | Marist | | 0 1 | | | | | | | | |
| | | | | | | | | | | | | 147 | A | Drexel | | 0 1 | | | | | | | | |
| | | | | | | | | | | | | 167 | H | La Salle | | 3 0 | | | | | | | | |
| | | | | | | | | | | | | 168 | H | Albany (NY) | | 1 0 | | | | | | | | |
| | | | | | | | | | | | | 175 | A | Stony Brook | | 1 0 | | | | | | | | |
| | | | | | | | | | | | | 179 | H | Saint Peter's | | 3 1 | | | | | | | | |
| LAST 10 GAMES | | | | | | | | | | | | | | | | | | | | | | | | |
| 61 H Butler | | | | | | 1 0 | | | | | | 132 H DePaul | | | | | | 4 0 | | | | | | |
| 44 A Marquette | | | | | | 1 1 | | | | | | 167 H La Salle | | | | | | 3 0 | | | | | | |
| 68 H Seton Hall | | | | | | 1 1 | | | | | | 9 H Creighton | | | | | | 0 1 | | | | | | |
| 10 A Providence | | | | | | 1 2 | | | | | | 95 A Lehigh | | | | | | 1 0 | | | | | | |
| 175 A Stony Brook | | | | | | 1 0 | | | | | | 97 H Monmouth | | | | | | 1 1 | | | | | | |

Non-Div. I Games:

Villanova

| | | | | | | | | | | | | | | | |
|----------------------------|----------|-----------------|-------------------|----------------|----------------------|---------------------------|----------|-------------|----------------------|---------------|----|-------|-------------------|---|---|
| Average RPI Win: | 136 | WON-LOST RECORD | WINNING PCT. RANK | LAST 10 GAMES | STRENGTH OF SCHEDULE | OPP. STRENGTH OF SCHEDULE | TEAM RPI | ADJ RPI | CONF. RPI | ADJ CONF. RPI | | | | | |
| DIV. I ONLY | 108 | 10-5-1 | .65625 | 36 | 7-2-1 | 177 | 118 | 83 | .5049 | 82 | 23 | 23 | | | |
| DIV. I NON-CONF. | | 6-4-1 | .59091 | 71 | 3-1-1 | 119 | 81 | 62 | .52575 | 62 | 22 | 22 | | | |
| <hr/> | | | | | | | | | | | | | | | |
| TOTALS | RPI 1-25 | RPI 26-50 | | W-L RECORDS | | RPI 51-100 | | RPI 101-150 | | RPI 150+ | | | | | |
| 10-5-1 | 0-1-0 | 1-0-0 | | OVERALL | | 2-1-1 | | 2-2-0 | | 5-1-0 | | | | | |
| 6-1-0 | 0-0-0 | 0-0-0 | | HOME | | 2-0-0 | | 1-1-0 | | 3-0-0 | | | | | |
| 4-4-1 | 0-1-0 | 1-0-0 | | AWAY | | 0-1-1 | | 1-1-0 | | 2-1-0 | | | | | |
| 0-0-0 | 0-0-0 | 0-0-0 | | NEUTRAL | | 0-0-0 | | 0-0-0 | | 0-0-0 | | | | | |
| <hr/> | | | | | | | | | | | | | | | |
| 6-4-1 | 0-1-0 | 1-0-0 | | NON-CONFERENCE | | 2-1-1 | | 2-1-0 | | 1-1-0 | | | | | |
| 4-1-0 | 0-0-0 | 0-0-0 | | HOME | | 2-0-0 | | 1-1-0 | | 1-0-0 | | | | | |
| 2-3-1 | 0-1-0 | 1-0- | | AWAY | | 0-1-1 | | 1-0-0 | | 0-1-0 | | | | | |
| 0-0-0 | 0-0-0 | 0-0-0 | | NEUTRAL | | 0-0-0 | | 0-0-0 | | 0-0-0 | | | | | |
| <hr/> | | | | | | | | | | | | | | | |
| 4-1-0 | 0-0-0 | 0-0-0 | | CONFERENCE | | 0-0-0 | | 0-1-0 | | 4-0-0 | | | | | |
| 2-0-0 | 0-0-0 | 0-0-0 | | HOME | | 0-0-0 | | 0-0-0 | | 2-0-0 | | | | | |
| 2-1-0 | 0-0-0 | 0-0-0 | | AWAY | | 0-0-0 | | 0-1-0 | | 2-0-0 | | | | | |
| 0-0-0 | 0-0-0 | 0-0-0 | | NEUTRAL | | 0-0-0 | | 0-0-0 | | 0-0-0 | | | | | |
| <hr/> | | | | | | | | | | | | | | | |
| RPI S | Opponent | Score | | RPI S | Opponent | Score | | RPI S | Opponent | Score | | | | | |
| 19 A | Penn St. | 0 | 3 | 34 A | West Virginia | 1 | 0 | 93 A | Canisius | 0 | 0 | | | | |
| | | | | | | | | 115 A | Bryant | 0 | 1 | | | | |
| | | | | | | | | 120 H | Loyola Maryland | 2 | 0 | | | | |
| | | | | | | | | 96 A | Duquesne | 2 | 4 | 122 H | Bucknell | 0 | 2 |
| | | | | | | | | 100 H | William & Mary | 1 | 0 | 134 A | George Washington | 2 | 1 |
| | | | | | | | | 155 H | St. Francis Brooklyn | 1 | 0 | | | | |
| | | | | | | | | 165 H | Marshall | 1 | 0 | | | | |
| | | | | | | | | 171 H | LIU Brooklyn | 3 | 2 | | | | |
| | | | | | | | | 183 A | Fairleigh Dickinson | 2 | 1 | | | | |
| | | | | | | | | 190 A | St. Bonaventure | 1 | 2 | | | | |
| | | | | | | | | 201 A | Sacred Heart | 2 | 0 | | | | |
| <hr/> | | | | | | | | | | | | | | | |
| LAST 10 GAMES | | | | | | | | | | | | | | | |
| 201 A Sacred Heart | | | | 2 | 0 | 190 A St. Bonaventure | | | | 1 | 2 | | | | |
| 171 H LIU Brooklyn | | | | 3 | 2 | 165 H Marshall | | | | 1 | 0 | | | | |
| 155 H St. Francis Brooklyn | | | | 1 | 0 | 93 A Canisius | | | | 0 | 0 | | | | |
| 115 A Bryant | | | | 0 | 1 | 94 H Hartford | | | | 1 | 0 | | | | |
| 183 A Fairleigh Dickinson | | | | 2 | 1 | 134 A George Washington | | | | 2 | 1 | | | | |

Non-Div. I Games:

Saint Francis (PA)

| Average RPI Win: | | 124 | WON-LOST RECORD | | WINNING PCT. RANK | | LAST 10 GAMES | | STRENGTH OF SCHEDULE | | OPP. STRENGTH OF SCHEDULE | | TEAM RPI | | ADJ RPI | | CONF. RPI | | ADJ CONF. RPI | | | | | | | | |
|------------------|---|------------|-----------------|-----------|-------------------|----------------|---------------|------------|----------------------|-------------|---------------------------|----------|----------|----------------|-----------|-------|-----------|-----|---------------|----------------|--|-----|---|-------------------|--|---|---|
| DIV. I ONLY | | | 6-6-1 | | .5 106 | | 4-5-1 | | 68 | | 111 | | 85 | | .50424 83 | | 10 | | 10 | | | | | | | | |
| DIV. I NON-CONF. | | | 4-5-0 | | .44444 133 | | 2-4-0 | | 73 | | 99 | | 74 | | .51134 75 | | 11 | | 11 | | | | | | | | |
| TOTALS | | RPI 1-25 | | RPI 26-50 | | W-L RECORDS | | RPI 51-100 | | RPI 101-150 | | RPI 150+ | | | | | | | | | | | | | | | |
| 6-6-1 | | 0-2-0 | | 2-1-0 | | OVERALL | | 0-2-0 | | 2-1-0 | | 2-0-1 | | | | | | | | | | | | | | | |
| 3-2-0 | | 0-0-0 | | 0-1-0 | | HOME | | 0-0-0 | | 2-1-0 | | 1-0-0 | | | | | | | | | | | | | | | |
| 3-4-1 | | 0-2-0 | | 2-0-0 | | AWAY | | 0-2-0 | | 0-0-0 | | 1-0-1 | | | | | | | | | | | | | | | |
| 0-0-0 | | 0-0-0 | | 0-0-0 | | NEUTRAL | | 0-0-0 | | 0-0-0 | | 0-0-0 | | | | | | | | | | | | | | | |
| 4-5-0 | | 0-2-0 | | 0-1-0 | | NON-CONFERENCE | | 0-2-0 | | 2-0-0 | | 2-0-0 | | | | | | | | | | | | | | | |
| 3-1-0 | | 0-0-0 | | 0-1-0 | | HOME | | 0-0-0 | | 2-0-0 | | 1-0-0 | | | | | | | | | | | | | | | |
| 1-4-0 | | 0-2-0 | | 0-0- | | AWAY | | 0-2-0 | | 0-0-0 | | 1-0-0 | | | | | | | | | | | | | | | |
| 0-0-0 | | 0-0-0 | | 0-0-0 | | NEUTRAL | | 0-0-0 | | 0-0-0 | | 0-0-0 | | | | | | | | | | | | | | | |
| 2-1-1 | | 0-0-0 | | 2-0-0 | | CONFERENCE | | 0-0-0 | | 0-1-0 | | 0-0-1 | | | | | | | | | | | | | | | |
| 0-1-0 | | 0-0-0 | | 0-0-0 | | HOME | | 0-0-0 | | 0-1-0 | | 0-0-0 | | | | | | | | | | | | | | | |
| 2-0-1 | | 0-0-0 | | 2-0-0 | | AWAY | | 0-0-0 | | 0-0-0 | | 0-0-1 | | | | | | | | | | | | | | | |
| 0-0-0 | | 0-0-0 | | 0-0-0 | | NEUTRAL | | 0-0-0 | | 0-0-0 | | 0-0-0 | | | | | | | | | | | | | | | |
| RPI | S | Opponent | | Score | | RPI | S | Opponent | | Score | | RPI | S | Opponent | | Score | | | | | | | | | | | |
| 6 | A | Washington | | 1 | 3 | 35 | H | American | | 1 | 2 | 51 | A | Seattle | | 0 | 2 | 124 | H | Columbia | | 1 | 2 | | | | |
| 19 | A | Penn St. | | 2 | 6 | 38 | A | Dartmouth | | 2 | 1 | 73 | A | Rutgers | | 1 | 4 | 141 | H | Saint Joseph's | | 2 | 1 | | | | |
| | | | | | | 50 | A | Cornell | | 1 | 0 | | | | | | | | | | | 147 | H | Drexel | | 2 | 0 |
| | | | | | | | | | | | | | | | | | | | | | | 169 | H | Central Conn. St. | | 4 | 3 |
| | | | | | | | | | | | | | | | | | | | | | | 196 | A | Temple | | 3 | 0 |
| | | | | | | | | | | | | | | | | | | | | | | 197 | A | Yale | | 1 | 1 |
| | | | | | | LAST 10 GAMES | | | | | | | | | | | | | | | | | | | | | |
| | | | | | | 197 | A | Yale | | 1 | 1 | 141 | H | Saint Joseph's | | 2 | 1 | | | | | | | | | | |
| | | | | | | 38 | A | Dartmouth | | 2 | 1 | 19 | A | Penn St. | | 2 | 6 | | | | | | | | | | |
| | | | | | | 73 | A | Rutgers | | 1 | 4 | 196 | A | Temple | | 3 | 0 | | | | | | | | | | |
| | | | | | | 124 | H | Columbia | | 1 | 2 | 35 | H | American | | 1 | 2 | | | | | | | | | | |
| | | | | | | 50 | A | Cornell | | 1 | 0 | 6 | A | Washington | | 1 | 3 | | | | | | | | | | |

Non-Div. I Games:

Penn

| | | | | | | | | | | | | | | | | | | | | |
|-------------------|---|-----------|----------|-----------|-----------|----------------|---------|-------------------|-------------|-------------|---------------|----------|------|----------------------|-----|-------|--------|--|-----------|--|
| Average RPI Win: | | 119 | WON-LOST | | WINNING | | LAST 10 | | STRENGTH OF | | OPP. STRENGTH | | TEAM | | ADJ | | CONF. | | ADJ CONF. | |
| Average RPI Loss: | | 84 | RECORD | | PCT. RANK | | GAMES | | SCHEDULE | | OF SCHEDULE | | RPI | | RPI | | RPI | | RPI | |
| DIV. I ONLY | | | 8-4-4 | | .625 | | 54 | | 4-3-3 | | 134 | | 38 | | 75 | | .50375 | | 84 | |
| DIV. I NON-CONF. | | | 5-2-2 | | .66667 | | 41 | | 1-1-1 | | 168 | | 57 | | 108 | | .48328 | | 112 | |
| TOTALS | | RPI 1-25 | | RPI 26-50 | | W-L RECORDS | | RPI 51-100 | | RPI 101-150 | | RPI 150+ | | | | | | | | |
| 8-4-4 | | 0-0-2 | | 0-2-0 | | OVERALL | | 3-1-1 | | 2-0-0 | | 3-1-1 | | | | | | | | |
| 5-2-2 | | 0-0-1 | | 0-1-0 | | HOME | | 2-0-0 | | 1-0-0 | | 2-1-1 | | | | | | | | |
| 3-2-2 | | 0-0-1 | | 0-1-0 | | AWAY | | 1-1-1 | | 1-0-0 | | 1-0-0 | | | | | | | | |
| 0-0-0 | | 0-0-0 | | 0-0-0 | | NEUTRAL | | 0-0-0 | | 0-0-0 | | 0-0-0 | | | | | | | | |
| 5-2-2 | | 0-0-1 | | 0-1-0 | | NON-CONFERENCE | | 2-0-0 | | 1-0-0 | | 2-1-1 | | | | | | | | |
| 4-1-1 | | 0-0-0 | | 0-0-0 | | HOME | | 1-0-0 | | 1-0-0 | | 2-1-1 | | | | | | | | |
| 1-1-1 | | 0-0-1 | | 0-0- | | AWAY | | 1-0-0 | | 0-0-0 | | 0-0-0 | | | | | | | | |
| 0-0-0 | | 0-0-0 | | 0-0-0 | | NEUTRAL | | 0-0-0 | | 0-0-0 | | 0-0-0 | | | | | | | | |
| 3-2-2 | | 0-0-1 | | 0-1-0 | | CONFERENCE | | 1-1-1 | | 1-0-0 | | 1-0-0 | | | | | | | | |
| 1-1-1 | | 0-0-1 | | 0-1-0 | | HOME | | 1-0-0 | | 0-0-0 | | 0-0-0 | | | | | | | | |
| 2-1-1 | | 0-0-0 | | 0-0-0 | | AWAY | | 0-1-1 | | 1-0-0 | | 1-0-0 | | | | | | | | |
| 0-0-0 | | 0-0-0 | | 0-0-0 | | NEUTRAL | | 0-0-0 | | 0-0-0 | | 0-0-0 | | | | | | | | |
| RPI | S | Opponent | | Score | | RPI | S | Opponent | | Score | | RPI | S | Opponent | | Score | | | | |
| 1 | A | UCLA | | 0 | 0 | 26 | A | Davidson | | 3 | 4 | 52 | H | CSUN | | 2 | 1 | | | |
| 12 | H | UC Irvine | | 1 | 1 | 45 | H | UC Davis | | 0 | 1 | 56 | H | San Francisco | | 2 | 1 | | | |
| | | | | | | | | | | | | 59 | A | UC Santa Barbara | | 2 | 2 | | | |
| | | | | | | | | | | | | 67 | A | Cal St. Fullerton | | 2 | 3 | | | |
| | | | | | | | | | | | | 77 | A | North Carolina St. | | 3 | 1 | | | |
| | | | | | | | | | | | | | | 130 A UC Riverside | | 1 | 0 | | | |
| | | | | | | | | | | | | | | 145 H Northern Ill. | | 4 | 1 | | | |
| | | | | | | | | | | | | | | 158 H Grand Canyon | | 2 | 0 | | | |
| | | | | | | | | | | | | | | 161 A Sacramento St. | | 3 | 1 | | | |
| | | | | | | | | | | | | | | 172 H Massachusetts | | 1 | 0 | | | |
| | | | | | | | | | | | | | | 178 H Drake | | 0 | 0 | | | |
| | | | | | | | | | | | | | | 198 H Pacific | | 1 | 2 | | | |
| LAST 10 GAMES | | | | | | | | | | | | | | | | | | | | |
| | | | | | | 59 | A | UC Santa Barbara | | 2 | 2 | 52 | H | CSUN | | 2 | 1 | | | |
| | | | | | | 45 | H | UC Davis | | 0 | 1 | 12 | H | UC Irvine | | 1 | 1 | | | |
| | | | | | | 161 | A | Sacramento St. | | 3 | 1 | 178 | H | Drake | | 0 | 0 | | | |
| | | | | | | 67 | A | Cal St. Fullerton | | 2 | 3 | 198 | H | Pacific | | 1 | 2 | | | |
| | | | | | | 130 | A | UC Riverside | | 1 | 0 | 56 | H | San Francisco | | 2 | 1 | | | |

Non-Div. I Games:

Cal Poly

| Average RPI Win: 122 | | WON-LOST RECORD | WINNING PCT. RANK | LAST 10 GAMES | STRENGTH OF SCHEDULE | OPP. STRENGTH OF SCHEDULE | TEAM RPI | ADJ RPI | CONF. RPI | ADJ CONF. RPI | |
|----------------------|---|--------------------|----------------------|------------------|-------------------------|------------------------------|-------------|------------|--------------|------------------|----------|
| Average RPI Loss: 56 | | | | | | | | | | | |
| DIV. I ONLY | | 5-7-1 | .42308 135 | 4-5-1 | 55 | 28 | 96 | .50348 85 | 5 | 5 | |
| DIV. I NON-CONF. | | 4-3-1 | .5625 80 | 3-1-1 | 97 | 38 | 115 | .48484 110 | 5 | 5 | |
| <hr/> | | | | | | | | | | | |
| TOTALS | | RPI 1-25 | RPI 26-50 | | W-L RECORDS | | RPI 51-100 | | RPI 101-150 | | RPI 150+ |
| 5-7-1 | | 0-3-0 | 0-1-1 | | OVERALL | | 2-1-0 | | 1-2-0 | | 2-0-0 |
| 3-3-0 | | 0-0-0 | 0-1-0 | | HOME | | 1-1-0 | | 1-1-0 | | 1-0-0 |
| 2-4-1 | | 0-3-0 | 0-0-1 | | AWAY | | 1-0-0 | | 0-1-0 | | 1-0-0 |
| 0-0-0 | | 0-0-0 | 0-0-0 | | NEUTRAL | | 0-0-0 | | 0-0-0 | | 0-0-0 |
| 4-3-1 | | 0-1-0 | 0-0-1 | | NON-CONFERENCE | | 2-0-0 | | 1-2-0 | | 1-0-0 |
| 3-1-0 | | 0-0-0 | 0-0-0 | | HOME | | 1-0-0 | | 1-1-0 | | 1-0-0 |
| 1-2-1 | | 0-1-0 | 0-1- | | AWAY | | 1-0-0 | | 0-1-0 | | 0-0-0 |
| 0-0-0 | | 0-0-0 | 0-0-0 | | NEUTRAL | | 0-0-0 | | 0-0-0 | | 0-0-0 |
| 1-4-0 | | 0-2-0 | 0-1-0 | | CONFERENCE | | 0-1-0 | | 0-0-0 | | 1-0-0 |
| 0-2-0 | | 0-0-0 | 0-1-0 | | HOME | | 0-1-0 | | 0-0-0 | | 0-0-0 |
| 1-2-0 | | 0-2-0 | 0-0-0 | | AWAY | | 0-0-0 | | 0-0-0 | | 1-0-0 |
| 0-0-0 | | 0-0-0 | 0-0-0 | | NEUTRAL | | 0-0-0 | | 0-0-0 | | 0-0-0 |
| RPI | S | Opponent | Score | RPI | S | Opponent | Score | RPI | S | Opponent | Score |
| 5 | A | Charlotte | 3 4 | 27 | H | UAB | 2 3 | 75 | H | San Diego St. | 2 1 |
| 15 | A | Michigan St. | 0 3 | 30 | A | Elon | 0 0 | 76 | A | Michigan | 1 0 |
| 17 | A | New Mexico | 0 2 | | | | | 98 | H | South Carolina | 4 5 |
| | | | | | | | | | | East Tenn. St. | 1 2 |
| | | | | | | | | | | FGCU | 2 1 |
| | | | | | | | | | | Stetson | 1 2 |
| | | | | | | | | | | Marshall | 1 0 |
| | | | | | | | | | | UCF | 2 1 |
| | | | | LAST 10 GAMES | | | | | | | |
| | | | | 165 | A | Marshall | 1 0 | 27 | H | UAB | 2 3 |
| | | | | 185 | H | UCF | 2 1 | 110 | H | FGCU | 2 1 |
| | | | | 5 | A | Charlotte | 3 4 | 75 | H | San Diego St. | 2 1 |
| | | | | 98 | H | South Carolina | 4 5 | 103 | A | East Tenn. St. | 1 2 |
| | | | | 17 | A | New Mexico | 0 2 | 30 | A | Elon | 0 0 |

Non-Div. I Games:

FIU

| Average RPI Win: 138 | | WON-LOST | WINNING | LAST 10 | STRENGTH OF | | OPP. STRENGTH | TEAM | ADJ | | CONF. | ADJ CONF. | | | |
|----------------------|------------|-----------|-----------|----------------|-------------|-----------------|---------------|-------|-------------|--------|----------|-----------|-----------------|-------|---|
| Average RPI Loss: 60 | | RECORD | PCT. RANK | GAMES | SCHEDULE | | OF SCHEDULE | RPI | RPI | | RPI | RPI | | | |
| DIV. I ONLY | | 5-7-2 | .42857 | 131 | 4-5-1 | | 36 | 114 | 93 | .50263 | 86 | 7 | 7 | | |
| DIV. I NON-CONF. | | 3-3-2 | .5 | 101 | 2-1-1 | | 57 | 112 | 102 | .49621 | 97 | 10 | 10 | | |
| TOTALS | | RPI 1-25 | RPI 26-50 | | W-L RECORDS | | RPI 51-100 | | RPI 101-150 | | RPI 150+ | | | | |
| 5-7-2 | 0-1-0 | 0-3-1 | | OVERALL | | 0-2-1 | | 4-1-0 | | 1-0-0 | | | | | |
| 2-2-2 | 0-0-0 | 0-1-1 | | HOME | | 0-0-1 | | 2-1-0 | | 0-0-0 | | | | | |
| 3-5-0 | 0-1-0 | 0-2-0 | | AWAY | | 0-2-0 | | 2-0-0 | | 1-0-0 | | | | | |
| 0-0-0 | 0-0-0 | 0-0-0 | | NEUTRAL | | 0-0-0 | | 0-0-0 | | 0-0-0 | | | | | |
| 3-3-2 | 0-1-0 | 0-0-1 | | NON-CONFERENCE | | 0-2-1 | | 2-0-0 | | 1-0-0 | | | | | |
| 1-0-2 | 0-0-0 | 0-0-1 | | HOME | | 0-0-1 | | 1-0-0 | | 0-0-0 | | | | | |
| 2-3-0 | 0-1-0 | 0-0- | | AWAY | | 0-2-0 | | 1-0-0 | | 1-0-0 | | | | | |
| 0-0-0 | 0-0-0 | 0-0-0 | | NEUTRAL | | 0-0-0 | | 0-0-0 | | 0-0-0 | | | | | |
| 2-4-0 | 0-0-0 | 0-3-0 | | CONFERENCE | | 0-0-0 | | 2-1-0 | | 0-0-0 | | | | | |
| 1-2-0 | 0-0-0 | 0-1-0 | | HOME | | 0-0-0 | | 1-1-0 | | 0-0-0 | | | | | |
| 1-2-0 | 0-0-0 | 0-2-0 | | AWAY | | 0-0-0 | | 1-0-0 | | 0-0-0 | | | | | |
| 0-0-0 | 0-0-0 | 0-0-0 | | NEUTRAL | | 0-0-0 | | 0-0-0 | | 0-0-0 | | | | | |
| RPI S | Opponent | Score | | RPI S | Opponent | Score | | RPI S | Opponent | Score | | RPI S | Opponent | Score | |
| 10 A | Providence | 0 | 2 | 35 A | American | 2 | 3 | 74 A | Harvard | 0 | 3 | 108 H | Quinnipiac | 2 | 1 |
| | | | | 36 H | Boston U. | 0 | 1 | 94 H | Hartford | 1 | 1 | 115 A | Northeastern | 1 | 0 |
| | | | | 38 H | Dartmouth | 2 | 2 | 97 A | Monmouth | 0 | 2 | 120 H | Loyola Maryland | 2 | 0 |
| | | | | 42 A | Navy | 1 | 2 | | | | | 125 H | Colgate | 2 | 3 |
| | | | | | | | | | | | | 146 A | Lafayette | 3 | 2 |
| | | | | | | | | | | | | 201 A | Sacred Heart | 4 | 1 |
| LAST 10 GAMES | | | | | | | | | | | | | | | |
| | 42 A | Navy | 1 | 2 | 35 A | American | 2 | 3 | | | | | | | |
| | 125 H | Colgate | 2 | 3 | 115 A | Northeastern | 1 | 0 | | | | | | | |
| | 74 A | Harvard | 0 | 3 | 120 H | Loyola Maryland | 2 | 0 | | | | | | | |
| | 146 A | Lafayette | 3 | 2 | 38 H | Dartmouth | 2 | 2 | | | | | | | |
| | 36 H | Boston U. | 0 | 1 | 201 A | Sacred Heart | 4 | 1 | | | | | | | |

Non-Div. I Games:

Holy Cross

| Average RPI Win: 134 | | WON-LOST | WINNING | LAST 10 | STRENGTH OF | OPP. STRENGTH | TEAM | ADJ | CONF. | ADJ CONF. | | |
|----------------------|---|----------|-----------|-----------|-------------|----------------|------|------------|--------|-------------|----|----------|
| Average RPI Loss: 93 | | RECORD | PCT. RANK | GAMES | SCHEDULE | OF SCHEDULE | RPI | RPI | RPI | RPI | | |
| DIV. I ONLY | | 9-6-1 | .59375 | 75 | 4-5-1 | 141 | 127 | 94 | .50202 | 87 | 14 | 14 |
| DIV. I NON-CONF. | | 5-4-0 | .55556 | 85 | 0-3-0 | 118 | 106 | 78 | .51162 | 74 | 21 | 20 |
| <hr/> | | | | | | | | | | | | |
| TOTALS | | RPI 1-25 | | RPI 26-50 | | W-L RECORDS | | RPI 51-100 | | RPI 101-150 | | RPI 150+ |
| 9-6-1 | | 0-0-0 | | 1-2-0 | | OVERALL | | 2-1-0 | | 2-3-1 | | 4-0-0 |
| 5-0-1 | | 0-0-0 | | 1-0-0 | | HOME | | 1-0-0 | | 0-0-1 | | 3-0-0 |
| 4-6-0 | | 0-0-0 | | 0-2-0 | | AWAY | | 1-1-0 | | 2-3-0 | | 1-0-0 |
| 0-0-0 | | 0-0-0 | | 0-0-0 | | NEUTRAL | | 0-0-0 | | 0-0-0 | | 0-0-0 |
| 5-4-0 | | 0-0-0 | | 1-2-0 | | NON-CONFERENCE | | 1-0-0 | | 1-2-0 | | 2-0-0 |
| 3-0-0 | | 0-0-0 | | 1-0-0 | | HOME | | 0-0-0 | | 0-0-0 | | 2-0-0 |
| 2-4-0 | | 0-0-0 | | 0-0- | | AWAY | | 1-0-0 | | 1-2-0 | | 0-0-0 |
| 0-0-0 | | 0-0-0 | | 0-0-0 | | NEUTRAL | | 0-0-0 | | 0-0-0 | | 0-0-0 |
| 4-2-1 | | 0-0-0 | | 0-0-0 | | CONFERENCE | | 1-1-0 | | 1-1-1 | | 2-0-0 |
| 2-0-1 | | 0-0-0 | | 0-0-0 | | HOME | | 1-0-0 | | 0-0-1 | | 1-0-0 |
| 2-2-0 | | 0-0-0 | | 0-0-0 | | AWAY | | 0-1-0 | | 1-1-0 | | 1-0-0 |
| 0-0-0 | | 0-0-0 | | 0-0-0 | | NEUTRAL | | 0-0-0 | | 0-0-0 | | 0-0-0 |
| RPI | S | Opponent | | Score | | RPI | S | Opponent | | Score | | |
| | | | | | | | | | | | | |
| | | | | | | | | | | | | |
| | | | | | | | | | | | | |
| | | | | | | | | | | | | |
| | | | | | | | | | | | | |
| | | | | | | | | | | | | |
| | | | | | | | | | | | | |
| | | | | | | | | | | | | |
| | | | | | | | | | | | | |
| | | | | | | | | | | | | |
| | | | | | | | | | | | | |
| | | | | | | | | | | | | |
| | | | | | | | | | | | | |
| | | | | | | | | | | | | |
| | | | | | | | | | | | | |
| | | | | | | | | | | | | |
| | | | | | | | | | | | | |
| | | | | | | | | | | | | |
| | | | | | | | | | | | | |
| | | | | | | | | | | | | |
| | | | | | | | | | | | | |
| | | | | | | | | | | | | |
| | | | | | | | | | | | | |
| | | | | | | | | | | | | |
| | | | | | | | | | | | | |
| | | | | | | | | | | | | |
| | | | | | | | | | | | | |
| | | | | | | | | | | | | |
| | | | | | | | | | | | | |
| | | | | | | | | | | | | |
| | | | | | | | | | | | | |
| | | | | | | | | | | | | |
| | | | | | | | | | | | | |
| | | | | | | | | | | | | |
| | | | | | | | | | | | | |
| | | | | | | | | | | | | |
| | | | | | | | | | | | | |
| | | | | | | | | | | | | |
| | | | | | | | | | | | | |
| | | | | | | | | | | | | |
| | | | | | | | | | | | | |
| | | | | | | | | | | | | |
| | | | | | | | | | | | | |
| | | | | | | | | | | | | |
| | | | | | | | | | | | | |
| | | | | | | | | | | | | |
| | | | | | | | | | | | | |
| | | | | | | | | | | | | |
| | | | | | | | | | | | | |
| | | | | | | | | | | | | |
| | | | | | | | | | | | | |
| | | | | | | | | | | | | |
| | | | | | | | | | | | | |
| | | | | | | | | | | | | |
| | | | | | | | | | | | | |
| | | | | | | | | | | | | |
| | | | | | | | | | | | | |
| | | | | | | | | | | | | |
| | | | | | | | | | | | | |
| | | | | | | | | | | | | |
| | | | | | | | | | | | | |
| | | | | | | | | | | | | |
| | | | | | | | | | | | | |
| | | | | | | | | | | | | |
| | | | | | | | | | | | | |
| | | | | | | | | | | | | |
| | | | | | | | | | | | | |
| | | | | | | | | | | | | |
| | | | | | | | | | | | | |
| | | | | | | | | | | | | |
| | | | | | | | | | | | | |
| | | | | | | | | | | | | |

Non-Div. I Games:

Siena

| | | | | | | | | | | | |
|-------------------|----------------|-----------|----------------|----------|-------------|---------------|---------------------|----------|-------|---------------|-------|
| Average RPI Win: | 140 | WON-LOST | WINNING | LAST 10 | STRENGTH OF | OPP. STRENGTH | TEAM | ADJ | CONF. | ADJ CONF. | |
| Average RPI Loss: | 104 | RECORD | PCT. RANK | GAMES | SCHEDULE | OF SCHEDULE | RPI | RPI | RPI | RPI | |
| DIV. I ONLY | 8-5-2 | .6 | 67 | 7-2-1 | 119 | 136 | 82 | .50156 | 88 | 14 | 14 |
| DIV. I NON-CONF. | 3-3-2 | .5 | 101 | 2-0-1 | 147 | 115 | 99 | .49474 | 100 | 21 | 20 |
| TOTALS | RPI 1-25 | RPI 26-50 | W-L RECORDS | | RPI 51-100 | RPI 101-150 | | RPI 150+ | | | |
| 8-5-2 | 0-0-0 | 0-1-1 | OVERALL | | 2-2-1 | 3-1-0 | | 3-1-0 | | | |
| 4-1-0 | 0-0-0 | 0-0-0 | HOME | | 2-1-0 | 1-0-0 | | 1-0-0 | | | |
| 4-4-2 | 0-0-0 | 0-1-1 | AWAY | | 0-1-1 | 2-1-0 | | 2-1-0 | | | |
| 0-0-0 | 0-0-0 | 0-0-0 | NEUTRAL | | 0-0-0 | 0-0-0 | | 0-0-0 | | | |
| 3-3-2 | 0-0-0 | 0-1-1 | NON-CONFERENCE | | 0-1-1 | 1-0-0 | | 2-1-0 | | | |
| 1-0-0 | 0-0-0 | 0-0-0 | HOME | | 0-0-0 | 1-0-0 | | 0-0-0 | | | |
| 2-3-2 | 0-0-0 | 0-1- | AWAY | | 0-1-1 | 0-0-0 | | 2-1-0 | | | |
| 0-0-0 | 0-0-0 | 0-0-0 | NEUTRAL | | 0-0-0 | 0-0-0 | | 0-0-0 | | | |
| 5-2-0 | 0-0-0 | 0-0-0 | CONFERENCE | | 2-1-0 | 2-1-0 | | 1-0-0 | | | |
| 3-1-0 | 0-0-0 | 0-0-0 | HOME | | 2-1-0 | 0-0-0 | | 1-0-0 | | | |
| 2-1-0 | 0-0-0 | 0-0-0 | AWAY | | 0-0-0 | 2-1-0 | | 0-0-0 | | | |
| 0-0-0 | 0-0-0 | 0-0-0 | NEUTRAL | | 0-0-0 | 0-0-0 | | 0-0-0 | | | |
| RPI S | Opponent | Score | RPI S | Opponent | Score | RPI S | Opponent | Score | RPI S | Opponent | Score |
| 36 A | Boston U. | 0 1 | 57 A | UConn | 1 1 | 114 A | Rider | 1 0 | 124 H | Columbia | 2 0 |
| 46 A | Boston College | 1 1 | 80 A | Delaware | 2 6 | 137 A | Marist | 2 0 | 142 A | Niagara | 2 3 |
| | | | 87 H | Siena | 1 0 | 168 A | Albany (NY) | 1 3 | 179 H | Saint Peter's | 4 3 |
| | | | 93 H | Canisius | 0 2 | 183 A | Fairleigh Dickinson | 2 0 | 197 A | Yale | 2 1 |
| | | | 97 H | Monmouth | 1 0 | | | | | | |
| LAST 10 GAMES | | | | | | | | | | | |
| 97 H | Monmouth | 1 0 | 114 A | Rider | 1 0 | 87 H | Siena | 1 0 | 124 H | Columbia | 2 0 |
| 142 A | Niagara | 2 3 | 57 A | UConn | 1 1 | 183 A | Fairleigh Dickinson | 2 0 | | | |
| 179 H | Saint Peter's | 4 3 | | | | | | | | | |
| 93 H | Canisius | 0 2 | | | | | | | | | |
| 137 A | Marist | 2 0 | | | | | | | | | |

Non-Div. I Games:

Iona

| | | | | | | | | | | | | |
|------------------|----------|--------------------|----------------------|------------------|-------------------------|------------------------------|----------------|-------------|--------------|------------------|-------|----|
| Average RPI Win: | 122 | WON-LOST RECORD | WINNING PCT. RANK | LAST 10 GAMES | STRENGTH OF SCHEDULE | OPP. STRENGTH OF SCHEDULE | TEAM RPI | ADJ RPI | CONF. RPI | ADJ CONF. RPI | | |
| DIV. I ONLY | | 6-5-4 | .53333 | 98 | 3-5-2 | 69 | 122 | 89 | .50074 | 89 | 16 | 15 |
| DIV. I NON-CONF. | | 4-1-3 | .6875 | 38 | 1-1-1 | 64 | 70 | 66 | .52001 | 67 | 17 | 16 |
| <hr/> | | | | | | | | | | | | |
| TOTALS | RPI 1-25 | RPI 26-50 | | W-L RECORDS | | RPI 51-100 | | RPI 101-150 | | RPI 150+ | | |
| 6-5-4 | 0-0-0 | 0-1-2 | | OVERALL | | 2-2-0 | | 2-1-1 | | 2-1-1 | | |
| 5-3-1 | 0-0-0 | 0-0-1 | | HOME | | 2-1-0 | | 2-1-0 | | 1-1-0 | | |
| 1-2-3 | 0-0-0 | 0-1-1 | | AWAY | | 0-1-0 | | 0-0-1 | | 1-0-1 | | |
| 0-0-0 | 0-0-0 | 0-0-0 | | NEUTRAL | | 0-0-0 | | 0-0-0 | | 0-0-0 | | |
| <hr/> | | | | | | | | | | | | |
| 4-1-3 | 0-0-0 | 0-0-2 | | NON-CONFERENCE | | 2-1-0 | | 0-0-1 | | 2-0-0 | | |
| 3-0-1 | 0-0-0 | 0-0-1 | | HOME | | 2-0-0 | | 0-0-0 | | 1-0-0 | | |
| 1-1-2 | 0-0-0 | 0-1- | | AWAY | | 0-1-0 | | 0-0-1 | | 1-0-0 | | |
| 0-0-0 | 0-0-0 | 0-0-0 | | NEUTRAL | | 0-0-0 | | 0-0-0 | | 0-0-0 | | |
| <hr/> | | | | | | | | | | | | |
| 2-4-1 | 0-0-0 | 0-1-0 | | CONFERENCE | | 0-1-0 | | 2-1-0 | | 0-1-1 | | |
| 2-3-0 | 0-0-0 | 0-0-0 | | HOME | | 0-1-0 | | 2-1-0 | | 0-1-0 | | |
| 0-1-1 | 0-0-0 | 0-1-0 | | AWAY | | 0-0-0 | | 0-0-0 | | 0-0-1 | | |
| 0-0-0 | 0-0-0 | 0-0-0 | | NEUTRAL | | 0-0-0 | | 0-0-0 | | 0-0-0 | | |
| <hr/> | | | | | | | | | | | | |
| RPI S | Opponent | Score | RPI S | Opponent | Score | RPI S | Opponent | Score | RPI S | Opponent | Score | |
| | | | 42 H | Navy | 1 1 | 51 H | Seattle | 0 1 | 113 H | Utah Valley | 1 2 | |
| | | | 45 A | UC Davis | 1 1 | 52 H | CSUN | 2 1 | 119 A | Army | 0 0 | |
| | | | 48 A | UNLV | 0 2 | 69 A | Missouri St. | 0 1 | 135 H | UMKC | 2 0 | |
| | | | | | | 71 H | Oakland | 1 0 | 148 H | Bakersfield | 4 2 | |
| | | | | | | | | | 158 A | Grand Canyon | 0 0 | |
| | | | | | | | | | 161 A | Sacramento St. | 1 0 | |
| | | | | | | | | | 162 H | New Hampshire | 2 0 | |
| | | | | | | | | | 163 H | San Jose St. | 1 5 | |
| <hr/> | | | | | | | | | | | | |
| LAST 10 GAMES | | | | | | | | | | | | |
| | | | 51 H | Seattle | 0 1 | 163 H | San Jose St. | 1 5 | | | | |
| | | | 113 H | Utah Valley | 1 2 | 135 H | UMKC | 2 0 | | | | |
| | | | 158 A | Grand Canyon | 0 0 | 69 A | Missouri St. | 0 1 | | | | |
| | | | 48 A | UNLV | 0 2 | 161 A | Sacramento St. | 1 0 | | | | |
| | | | 148 H | Bakersfield | 4 2 | 45 A | UC Davis | 1 1 | | | | |

Non-Div. I Games:




Air Force

| Average RPI Win: 137 | | WON-LOST RECORD | | WINNING PCT. RANK | | LAST 10 GAMES | | STRENGTH OF SCHEDULE | | OPP. STRENGTH OF SCHEDULE | | TEAM RPI | | ADJ RPI | | CONF. RPI | | ADJ CONF. RPI | |
|----------------------|---------------|-----------------|-------|-------------------|-------|-------------------|--|----------------------|---|---------------------------|-------------------|----------|-------|-----------|-------|---------------|--|---------------|---|
| DIV. I ONLY | | 5-6-3 | | .46429 121 | | 2-5-3 | | 74 | | 20 | | 99 | | .50052 90 | | 12 | | 12 | |
| DIV. I NON-CONF. | | 4-4-1 | | .5 101 | | 1-3-1 | | 63 | | 4 | | 71 | | .51939 69 | | 7 | | 7 | |
| TOTALS | | RPI 1-25 | | RPI 26-50 | | W-L RECORDS | | RPI 51-100 | | RPI 101-150 | | RPI 150+ | | | | | | | |
| 5-6-3 | | 0-3-1 | | 0-0-1 | | OVERALL | | 0-2-1 | | 4-1-0 | | 1-0-0 | | | | | | | |
| 3-3-1 | | 0-1-0 | | 0-0-0 | | HOME | | 0-1-1 | | 2-1-0 | | 1-0-0 | | | | | | | |
| 2-3-2 | | 0-2-1 | | 0-0-1 | | AWAY | | 0-1-0 | | 2-0-0 | | 0-0-0 | | | | | | | |
| 0-0-0 | | 0-0-0 | | 0-0-0 | | NEUTRAL | | 0-0-0 | | 0-0-0 | | 0-0-0 | | | | | | | |
| 4-4-1 | | 0-3-1 | | 0-0-0 | | NON-CONFERENCE | | 0-1-0 | | 3-0-0 | | 1-0-0 | | | | | | | |
| 2-1-0 | | 0-1-0 | | 0-0-0 | | HOME | | 0-0-0 | | 1-0-0 | | 1-0-0 | | | | | | | |
| 2-3-1 | | 0-2-1 | | 0-0- | | AWAY | | 0-1-0 | | 2-0-0 | | 0-0-0 | | | | | | | |
| 0-0-0 | | 0-0-0 | | 0-0-0 | | NEUTRAL | | 0-0-0 | | 0-0-0 | | 0-0-0 | | | | | | | |
| 1-2-2 | | 0-0-0 | | 0-0-1 | | CONFERENCE | | 0-1-1 | | 1-1-0 | | 0-0-0 | | | | | | | |
| 1-2-1 | | 0-0-0 | | 0-0-0 | | HOME | | 0-1-1 | | 1-1-0 | | 0-0-0 | | | | | | | |
| 0-0-1 | | 0-0-0 | | 0-0-1 | | AWAY | | 0-0-0 | | 0-0-0 | | 0-0-0 | | | | | | | |
| 0-0-0 | | 0-0-0 | | 0-0-0 | | NEUTRAL | | 0-0-0 | | 0-0-0 | | 0-0-0 | | | | | | | |
| RPI S | Opponent | | Score | | RPI S | Opponent | | Score | | RPI S | Opponent | | Score | | RPI S | Opponent | | Score | |
| 1 A | UCLA | | 0 | 0 | 47 A | Loyola Marymount | | 1 | 1 | 56 H | San Francisco | | 1 | 1 | 104 A | Omaha | | 3 | 2 |
| 9 A | Creighton | | 0 | 1 | | | | | | 60 H | San Diego | | 1 | 2 | 130 A | UC Riverside | | 1 | 0 |
| 13 H | California | | 0 | 4 | | | | | | 67 A | Cal St. Fullerton | | 0 | 1 | 133 H | Portland | | 2 | 1 |
| 23 A | Maryland | | 1 | 3 | | | | | | | | | | | 138 H | Gonzaga | | 1 | 2 |
| | | | | | | | | | | | | | | | 145 H | Northern Ill. | | 1 | 0 |
| | | | | | | | | | | | | | | | 172 H | Massachusetts | | 2 | 0 |
| LAST 10 GAMES | | | | | | | | | | | | | | | | | | | |
| 23 A | Maryland | | 1 | 3 | 47 A | Loyola Marymount | | 1 | 1 | | | | | | | | | | |
| 133 H | Portland | | 2 | 1 | 13 H | California | | 0 | 4 | | | | | | | | | | |
| 138 H | Gonzaga | | 1 | 2 | 67 A | Cal St. Fullerton | | 0 | 1 | | | | | | | | | | |
| 56 H | San Francisco | | 1 | 1 | 130 A | UC Riverside | | 1 | 0 | | | | | | | | | | |
| 60 H | San Diego | | 1 | 2 | 1 A | UCLA | | 0 | 0 | | | | | | | | | | |

Non-Div. I Games:

Santa Clara

Non-Div. I Games:

 Tie,  Loss,  Non-Conf, S Site, H Home, A Away, N Neutral

[illegible]

Non-Div. I Games:

Western Ill.

| | | | | | | | | | | | |
|-------------------|----------|-----------|-----------|----------------|-------------|---------------|--------------------|--------|----------|-----------------|-------|
| Average RPI Win: | 144 | WON-LOST | WINNING | LAST 10 | STRENGTH OF | OPP. STRENGTH | TEAM | ADJ | CONF. | ADJ CONF. | |
| Average RPI Loss: | 94 | RECORD | PCT. RANK | GAMES | SCHEDULE | OF SCHEDULE | RPI | RPI | RPI | RPI | |
| DIV. I ONLY | 8-6-2 | .5625 | 91 | 4-4-2 | 89 | 154 | 84 | .4983 | 93 | 14 | 14 |
| DIV. I NON-CONF. | 5-2-1 | .6875 | 38 | 1-0-1 | 134 | 116 | 105 | .49324 | 103 | 21 | 20 |
| <hr/> | | | | | | | | | | | |
| TOTALS | RPI 1-25 | RPI 26-50 | | W-L RECORDS | RPI 51-100 | | RPI 101-150 | | RPI 150+ | | |
| 8-6-2 | 0-0-0 | 0-1-0 | | OVERALL | 1-3-1 | | 3-2-1 | | 4-0-0 | | |
| 5-2-2 | 0-0-0 | 0-0-0 | | HOME | 0-0-1 | | 3-2-1 | | 2-0-0 | | |
| 3-2-0 | 0-0-0 | 0-0-0 | | AWAY | 1-2-0 | | 0-0-0 | | 2-0-0 | | |
| 0-2-0 | 0-0-0 | 0-1-0 | | NEUTRAL | 0-1-0 | | 0-0-0 | | 0-0-0 | | |
| <hr/> | | | | | | | | | | | |
| 5-2-1 | 0-0-0 | 0-1-0 | | NON-CONFERENCE | 0-1-1 | | 2-0-0 | | 3-0-0 | | |
| 4-0-1 | 0-0-0 | 0-0-0 | | HOME | 0-0-1 | | 2-0-0 | | 2-0-0 | | |
| 1-0-0 | 0-0-0 | 0-0- | | AWAY | 0-0-0 | | 0-0-0 | | 1-0-0 | | |
| 0-2-0 | 0-0-0 | 0-1-0 | | NEUTRAL | 0-1-0 | | 0-0-0 | | 0-0-0 | | |
| <hr/> | | | | | | | | | | | |
| 3-4-1 | 0-0-0 | 0-0-0 | | CONFERENCE | 1-2-0 | | 1-2-1 | | 1-0-0 | | |
| 1-2-1 | 0-0-0 | 0-0-0 | | HOME | 0-0-0 | | 1-2-1 | | 0-0-0 | | |
| 2-2-0 | 0-0-0 | 0-0-0 | | AWAY | 1-2-0 | | 0-0-0 | | 1-0-0 | | |
| 0-0-0 | 0-0-0 | 0-0-0 | | NEUTRAL | 0-0-0 | | 0-0-0 | | 0-0-0 | | |
| <hr/> | | | | | | | | | | | |
| RPI S | Opponent | Score | RPI S | Opponent | Score | RPI S | Opponent | Score | RPI S | Opponent | Score |
| | | | 45 N | UC Davis | 1 2 | 61 N | Butler | 0 2 | 108 H | Quinnipiac | 1 1 |
| | | | | | | 82 H | Saint Francis (PA) | 0 0 | 114 H | Rider | 4 1 |
| | | | | | | 87 A | Siena | 0 1 | 115 H | Bryant | 3 2 |
| | | | | | | 88 A | Iona | 2 0 | 122 H | Bucknell | 1 0 |
| | | | | | | 97 A | Monmouth | 0 1 | 137 H | Marist | 2 3 |
| | | | | | | | | | 139 H | Fairfield | 0 1 |
| | | | | | | | | | 154 H | Buffalo | 1 0 |
| | | | | | | | | | 182 A | Robert Morris | 1 0 |
| | | | | | | | | | 186 A | Manhattan | 1 0 |
| | | | | | | | | | 190 H | St. Bonaventure | 3 2 |
| <hr/> | | | | | | | | | | | |
| LAST 10 GAMES | | | | | | | | | | | |
| | | | 186 A | Manhattan | 1 0 | 114 H | Rider | 4 1 | | | |
| | | | 137 H | Marist | 2 3 | 108 H | Quinnipiac | 1 1 | | | |
| | | | 139 H | Fairfield | 0 1 | 97 A | Monmouth | 0 1 | | | |
| | | | 87 A | Siena | 0 1 | 82 H | Saint Francis (PA) | 0 0 | | | |
| | | | 88 A | Iona | 2 0 | 190 H | St. Bonaventure | 3 2 | | | |

Non-Div. I Games:

Canisius

| Average RPI Win: 146 | | WON-LOST RECORD | | WINNING PCT. RANK | | LAST 10 GAMES | | STRENGTH OF SCHEDULE | | OPP. STRENGTH OF SCHEDULE | | TEAM RPI | | ADJ RPI | | CONF. RPI | | ADJ CONF. RPI | |
|----------------------|----------|-----------------|--|-------------------|---------------|----------------|---|----------------------|--------------------|---------------------------|---|----------|--------------------|-----------|---|-----------|--|---------------|--|
| DIV. I ONLY | | 8-5-2 | | .6 67 | | 5-4-1 | | 147 | | 116 | | 98 | | .49813 94 | | 17 | | 17 | |
| DIV. I NON-CONF. | | 5-3-2 | | .6 65 | | 2-2-1 | | 107 | | 92 | | 69 | | .51708 70 | | 16 | | 17 | |
| TOTALS | | RPI 1-25 | | RPI 26-50 | | W-L RECORDS | | RPI 51-100 | | RPI 101-150 | | RPI 150+ | | | | | | | |
| 8-5-2 | | 0-0-0 | | 0-1-1 | | OVERALL | | 1-3-1 | | 2-0-0 | | 5-1-0 | | | | | | | |
| 6-0-0 | | 0-0-0 | | 0-0-0 | | HOME | | 1-0-0 | | 1-0-0 | | 4-0-0 | | | | | | | |
| 1-5-2 | | 0-0-0 | | 0-1-1 | | AWAY | | 0-3-1 | | 1-0-0 | | 0-1-0 | | | | | | | |
| 1-0-0 | | 0-0-0 | | 0-0-0 | | NEUTRAL | | 0-0-0 | | 0-0-0 | | 1-0-0 | | | | | | | |
| 5-3-2 | | 0-0-0 | | 0-1-1 | | NON-CONFERENCE | | 1-2-1 | | 1-0-0 | | 3-0-0 | | | | | | | |
| 4-0-0 | | 0-0-0 | | 0-0-0 | | HOME | | 1-0-0 | | 1-0-0 | | 2-0-0 | | | | | | | |
| 0-3-2 | | 0-0-0 | | 0-1- | | AWAY | | 0-2-1 | | 0-0-0 | | 0-0-0 | | | | | | | |
| 1-0-0 | | 0-0-0 | | 0-0-0 | | NEUTRAL | | 0-0-0 | | 0-0-0 | | 1-0-0 | | | | | | | |
| 3-2-0 | | 0-0-0 | | 0-0-0 | | CONFERENCE | | 0-1-0 | | 1-0-0 | | 2-1-0 | | | | | | | |
| 2-0-0 | | 0-0-0 | | 0-0-0 | | HOME | | 0-0-0 | | 0-0-0 | | 2-0-0 | | | | | | | |
| 1-2-0 | | 0-0-0 | | 0-0-0 | | AWAY | | 0-1-0 | | 1-0-0 | | 0-1-0 | | | | | | | |
| 0-0-0 | | 0-0-0 | | 0-0-0 | | NEUTRAL | | 0-0-0 | | 0-0-0 | | 0-0-0 | | | | | | | |
| RPI S | Opponent | Score | | RPI S | Opponent | Score | | RPI S | Opponent | Score | | RPI S | Opponent | Score | | | | | |
| | | | | 28 A | Akron | 0 | 2 | 74 A | Harvard | 1 | 4 | 115 H | Northeastern | 1 | 0 | | | | |
| | | | | 35 A | American | 1 | 1 | 78 A | UMBC | 1 | 2 | 121 A | Vermont | 1 | 0 | | | | |
| | | | | | | | | 81 H | Villanova | 1 | 0 | 157 A | Binghamton | 0 | 1 | | | | |
| | | | | | | | | 82 A | Saint Francis (PA) | 0 | 1 | 162 H | New Hampshire | 2 | 0 | | | | |
| | | | | | | | | 86 A | Holy Cross | 1 | 1 | 169 H | Central Conn. St. | 3 | 1 | | | | |
| | | | | | | | | | | | | 170 N | Col. of Charleston | 1 | 0 | | | | |
| | | | | | | | | | | | | 172 H | Massachusetts | 2 | 1 | | | | |
| | | | | | | | | | | | | 175 H | Stony Brook | 1 | 0 | | | | |
| LAST 10 GAMES | | | | | | | | | | | | | | | | | | | |
| | | | | 121 A | Vermont | 1 | 0 | 157 A | Binghamton | 0 | 1 | | | | | | | | |
| | | | | 162 H | New Hampshire | 2 | 0 | 169 H | Central Conn. St. | 3 | 1 | | | | | | | | |
| | | | | 175 H | Stony Brook | 1 | 0 | 82 A | Saint Francis (PA) | 0 | 1 | | | | | | | | |
| | | | | 78 A | UMBC | 1 | 2 | 35 A | American | 1 | 1 | | | | | | | | |
| | | | | 172 H | Massachusetts | 2 | 1 | 74 A | Harvard | 1 | 4 | | | | | | | | |

Non-Div. I Games:

Hartford

| | | | | | | | | | | | | | | | | | | | | |
|-------------------|---|----------|----------|-----------|-----------|----------------|---------|---------------------|-------------|-------------|---------------|----------|------|---------------------|-----|-------|--------|--|-----------|--|
| Average RPI Win: | | 117 | WON-LOST | | WINNING | | LAST 10 | | STRENGTH OF | | OPP. STRENGTH | | TEAM | | ADJ | | CONF. | | ADJ CONF. | |
| Average RPI Loss: | | 92 | RECORD | | PCT. RANK | | GAMES | | SCHEDULE | | OF SCHEDULE | | RPI | | RPI | | RPI | | RPI | |
| DIV. I ONLY | | | 8-7-0 | | .53333 | | 98 | | 5-5-0 | | 101 | | 96 | | 87 | | .498 | | 95 | |
| DIV. I NON-CONF. | | | 5-4-0 | | .55556 | | 85 | | 2-2-0 | | 132 | | 100 | | 107 | | .48883 | | 107 | |
| TOTALS | | RPI 1-25 | | RPI 26-50 | | W-L RECORDS | | RPI 51-100 | | RPI 101-150 | | RPI 150+ | | | | | | | | |
| 8-7-0 | | 0-1-0 | | 1-1-0 | | OVERALL | | 2-2-0 | | 3-2-0 | | 2-1-0 | | | | | | | | |
| 5-2-0 | | 0-0-0 | | 1-1-0 | | HOME | | 0-1-0 | | 2-0-0 | | 2-0-0 | | | | | | | | |
| 3-5-0 | | 0-1-0 | | 0-0-0 | | AWAY | | 2-1-0 | | 1-2-0 | | 0-1-0 | | | | | | | | |
| 0-0-0 | | 0-0-0 | | 0-0-0 | | NEUTRAL | | 0-0-0 | | 0-0-0 | | 0-0-0 | | | | | | | | |
| 5-4-0 | | 0-1-0 | | 0-0-0 | | NON-CONFERENCE | | 2-2-0 | | 1-0-0 | | 2-1-0 | | | | | | | | |
| 3-1-0 | | 0-0-0 | | 0-0-0 | | HOME | | 0-1-0 | | 1-0-0 | | 2-0-0 | | | | | | | | |
| 2-3-0 | | 0-1-0 | | 0-0- | | AWAY | | 2-1-0 | | 0-0-0 | | 0-1-0 | | | | | | | | |
| 0-0-0 | | 0-0-0 | | 0-0-0 | | NEUTRAL | | 0-0-0 | | 0-0-0 | | 0-0-0 | | | | | | | | |
| 3-3-0 | | 0-0-0 | | 1-1-0 | | CONFERENCE | | 0-0-0 | | 2-2-0 | | 0-0-0 | | | | | | | | |
| 2-1-0 | | 0-0-0 | | 1-1-0 | | HOME | | 0-0-0 | | 1-0-0 | | 0-0-0 | | | | | | | | |
| 1-2-0 | | 0-0-0 | | 0-0-0 | | AWAY | | 0-0-0 | | 1-2-0 | | 0-0-0 | | | | | | | | |
| 0-0-0 | | 0-0-0 | | 0-0-0 | | NEUTRAL | | 0-0-0 | | 0-0-0 | | 0-0-0 | | | | | | | | |
| RPI | S | Opponent | | Score | | RPI | S | Opponent | | Score | | RPI | S | Opponent | | Score | | | | |
| 23 | A | Maryland | | 0 | 2 | 35 | H | American | | 2 | 1 | 63 | A | Rhode Island | | 1 | 0 | | | |
| | | | | | | 36 | H | Boston U. | | 0 | 2 | 65 | A | Brown | | 1 | 2 | | | |
| | | | | | | | | | | | | 81 | H | Villanova | | 0 | 1 | | | |
| | | | | | | | | | | | | 97 | A | Monmouth | | 2 | 0 | | | |
| | | | | | | | | | | | | 119 | H | Army | | 2 | 1 | | | |
| | | | | | | | | | | | | 120 | A | Loyola Maryland | | 1 | 2 | | | |
| | | | | | | | | | | | | 122 | A | Bucknell | | 2 | 1 | | | |
| | | | | | | | | | | | | 128 | H | Stetson | | 1 | 0 | | | |
| | | | | | | | | | | | | 146 | A | Lafayette | | 0 | 2 | | | |
| | | | | | | | | | | | | 175 | A | Stony Brook | | 0 | 3 | | | |
| | | | | | | | | | | | | 183 | H | Fairleigh Dickinson | | 4 | 0 | | | |
| | | | | | | | | | | | | 186 | H | Manhattan | | 2 | 1 | | | |
| LAST 10 GAMES | | | | | | | | | | | | | | | | | | | | |
| | | | | | | 119 | H | Army | | 2 | 1 | 146 | A | Lafayette | | 0 | 2 | | | |
| | | | | | | 183 | H | Fairleigh Dickinson | | 4 | 0 | 122 | A | Bucknell | | 2 | 1 | | | |
| | | | | | | 120 | A | Loyola Maryland | | 1 | 2 | 35 | H | American | | 2 | 1 | | | |
| | | | | | | 23 | A | Maryland | | 0 | 2 | 81 | H | Villanova | | 0 | 1 | | | |
| | | | | | | 36 | H | Boston U. | | 0 | 2 | 128 | H | Stetson | | 1 | 0 | | | |

Non-Div. I Games:

Lehigh

| Average RPI Win: | 145 | WON-LOST RECORD | WINNING PCT. RANK | LAST 10 GAMES | STRENGTH OF SCHEDULE | OPP. STRENGTH OF SCHEDULE | TEAM RPI | ADJ RPI | CONF. RPI | ADJ CONF. RPI | |
|-------------------|-------------|-----------------|-------------------|-------------------|----------------------|---------------------------|--------------------|-------------|-----------|-------------------|-------|
| Average RPI Loss: | 64 | | | | | | | | | | |
| DIV. I ONLY | 7-5-2 | .57143 | 79 | 4-5-1 | 127 | 132 | 101 | .49732 | 96 | 11 | 11 |
| DIV. I NON-CONF. | 5-3-2 | .6 | 65 | 2-3-1 | 102 | 155 | 91 | .50392 | 86 | 12 | 12 |
| <hr/> | | | | | | | | | | | |
| TOTALS | RPI 1-25 | RPI 26-50 | | W-L RECORDS | | RPI 51-100 | | RPI 101-150 | | RPI 150+ | |
| 7-5-2 | 0-1-0 | 0-2-0 | | OVERALL | | 1-0-0 | | 2-2-1 | | 4-0-1 | |
| 6-1-0 | 0-0-0 | 0-0-0 | | HOME | | 1-0-0 | | 2-1-0 | | 3-0-0 | |
| 1-4-2 | 0-1-0 | 0-2-0 | | AWAY | | 0-0-0 | | 0-1-1 | | 1-0-1 | |
| 0-0-0 | 0-0-0 | 0-0-0 | | NEUTRAL | | 0-0-0 | | 0-0-0 | | 0-0-0 | |
| 5-3-2 | 0-0-0 | 0-2-0 | | NON-CONFERENCE | | 1-0-0 | | 1-1-1 | | 3-0-1 | |
| 5-0-0 | 0-0-0 | 0-0-0 | | HOME | | 1-0-0 | | 1-0-0 | | 3-0-0 | |
| 0-3-2 | 0-0-0 | 0-0- | | AWAY | | 0-0-0 | | 0-1-1 | | 0-0-1 | |
| 0-0-0 | 0-0-0 | 0-0-0 | | NEUTRAL | | 0-0-0 | | 0-0-0 | | 0-0-0 | |
| 2-2-0 | 0-1-0 | 0-0-0 | | CONFERENCE | | 0-0-0 | | 1-1-0 | | 1-0-0 | |
| 1-1-0 | 0-0-0 | 0-0-0 | | HOME | | 0-0-0 | | 1-1-0 | | 0-0-0 | |
| 1-1-0 | 0-1-0 | 0-0-0 | | AWAY | | 0-0-0 | | 0-0-0 | | 1-0-0 | |
| 0-0-0 | 0-0-0 | 0-0-0 | | NEUTRAL | | 0-0-0 | | 0-0-0 | | 0-0-0 | |
| RPI S | Opponent | Score | RPI S | Opponent | Score | RPI S | Opponent | Score | RPI S | Opponent | Score |
| 24 A | Saint Louis | 0 1 | 34 A | West Virginia | 0 3 | 82 H | Saint Francis (PA) | 4 2 | 109 A | Wright St. | 0 1 |
| | | | 40 A | Oregon St. | 1 2 | | | | 111 H | VCU | 0 1 |
| | | | | | | | | | 118 H | Bowling Green | 3 2 |
| | | | | | | | | | 133 A | Portland | 1 1 |
| | | | | | | | | | 134 H | George Washington | 4 0 |
| | | | | | | | | | 154 H | Buffalo | 3 0 |
| | | | | | | | | | 157 H | Binghamton | 3 2 |
| | | | | | | | | | 165 A | Marshall | 0 0 |
| | | | | | | | | | 182 H | Robert Morris | 4 1 |
| | | | | | | | | | 190 A | St. Bonaventure | 5 0 |
| | | | LAST 10 GAMES | | | | | | | | |
| | | | 134 H | George Washington | 4 0 | 182 H | Robert Morris | 4 1 | | | |
| | | | 111 H | VCU | 0 1 | 154 H | Buffalo | 3 0 | | | |
| | | | 24 A | Saint Louis | 0 1 | 109 A | Wright St. | 0 1 | | | |
| | | | 190 A | St. Bonaventure | 5 0 | 40 A | Oregon St. | 1 2 | | | |
| | | | 34 A | West Virginia | 0 3 | 133 A | Portland | 1 1 | | | |

Non-Div. I Games:

Duquesne

| Average RPI Win: 125 | | WON-LOST RECORD | WINNING PCT. RANK | | LAST 10 GAMES | STRENGTH OF SCHEDULE | OPP. STRENGTH OF SCHEDULE | TEAM RPI | ADJ RPI | CONF. RPI | ADJ CONF. RPI | |
|----------------------|----------|--------------------|----------------------|-----------|------------------|-------------------------|------------------------------|-------------|------------|--------------|------------------|----------|
| Average RPI Loss: 84 | | | | | | | | | | | | |
| DIV. I ONLY | | 6-3-5 | .60714 | 58 | 3-2-5 | 129 | 101 | 100 | .49664 | 97 | 14 | 14 |
| DIV. I NON-CONF. | | 4-2-1 | .64286 | 48 | 1-1-1 | 152 | 29 | 103 | .49557 | 98 | 21 | 20 |
| <hr/> | | | | | | | | | | | | |
| TOTALS | | RPI 1-25 | | RPI 26-50 | | W-L RECORDS | | RPI 51-100 | | RPI 101-150 | | RPI 150+ |
| 6-3-5 | | 0-0-0 | | 0-0-0 | | OVERALL | | 3-3-1 | | 1-0-4 | | 2-0-0 |
| 4-1-2 | | 0-0-0 | | 0-0-0 | | HOME | | 2-1-0 | | 1-0-2 | | 1-0-0 |
| 2-2-3 | | 0-0-0 | | 0-0-0 | | AWAY | | 1-2-1 | | 0-0-2 | | 1-0-0 |
| 0-0-0 | | 0-0-0 | | 0-0-0 | | NEUTRAL | | 0-0-0 | | 0-0-0 | | 0-0-0 |
| 4-2-1 | | 0-0-0 | | 0-0-0 | | NON-CONFERENCE | | 2-2-1 | | 1-0-0 | | 1-0-0 |
| 2-1-0 | | 0-0-0 | | 0-0-0 | | HOME | | 1-1-0 | | 1-0-0 | | 0-0-0 |
| 2-1-1 | | 0-0-0 | | 0-0- | | AWAY | | 1-1-1 | | 0-0-0 | | 1-0-0 |
| 0-0-0 | | 0-0-0 | | 0-0-0 | | NEUTRAL | | 0-0-0 | | 0-0-0 | | 0-0-0 |
| 2-1-4 | | 0-0-0 | | 0-0-0 | | CONFERENCE | | 1-1-0 | | 0-0-4 | | 1-0-0 |
| 2-0-2 | | 0-0-0 | | 0-0-0 | | HOME | | 1-0-0 | | 0-0-2 | | 1-0-0 |
| 0-1-2 | | 0-0-0 | | 0-0-0 | | AWAY | | 0-1-0 | | 0-0-2 | | 0-0-0 |
| 0-0-0 | | 0-0-0 | | 0-0-0 | | NEUTRAL | | 0-0-0 | | 0-0-0 | | 0-0-0 |
| RPI S | Opponent | Score | RPI S | Opponent | Score | RPI S | Opponent | Score | RPI S | Opponent | Score | |
| | | | | | | 68 A | Seton Hall | 0 1 | 108 A | Quinnipiac | 0 0 | |
| | | | | | | 73 A | Rutgers | 3 0 | 137 H | Marist | 0 0 | |
| | | | | | | 81 A | Villanova | 1 1 | 139 H | Fairfield | 0 0 | |
| | | | | | | 86 H | Holy Cross | 2 0 | 142 A | Niagara | 0 0 | |
| | | | | | | 88 A | Iona | 0 1 | 143 H | UMass Lowell | 5 0 | |
| | | | | | | 93 H | Canisius | 1 0 | 168 A | Albany (NY) | 2 1 | |
| | | | | | | 95 H | Lehigh | 0 2 | 186 H | Manhattan | 1 0 | |
| <hr/> | | | | | | | | | | | | |
| LAST 10 GAMES | | | | | | | | | | | | |
| | | | | | | 137 H | Marist | 0 0 | 142 A | Niagara | 0 0 | |
| | | | | | | 88 A | Iona | 0 1 | 93 H | Canisius | 1 0 | |
| | | | | | | 108 A | Quinnipiac | 0 0 | 68 A | Seton Hall | 0 1 | |
| | | | | | | 139 H | Fairfield | 0 0 | 81 A | Villanova | 1 1 | |
| | | | | | | 186 H | Manhattan | 1 0 | 73 A | Rutgers | 3 0 | |

Non-Div. I Games:

Monmouth

| Average RPI Win: | | 134 | WON-LOST RECORD | | WINNING PCT. RANK | LAST 10 GAMES | STRENGTH OF SCHEDULE | | OPP. STRENGTH OF SCHEDULE | TEAM RPI | ADJ RPI | CONF. RPI | ADJ CONF. RPI | | | | |
|-------------------|---|-----------|-----------------|-----------|-------------------|----------------|----------------------|---------------|---------------------------|-------------|---------|-----------|---------------|--------------------|---|-------|--|
| Average RPI Loss: | | 58 | | | | | | | | | | | | | | | |
| DIV. I ONLY | | | 7-8-0 | | .46667 | 116 | 4-6-0 | | 79 | 76 | 97 | .49506 | 98 | 5 | 5 | | |
| DIV. I NON-CONF. | | | 5-4-0 | | .55556 | 85 | 2-2-0 | | 82 | 117 | 95 | .49949 | 93 | 5 | 5 | | |
| TOTALS | | RPI 1-25 | | RPI 26-50 | | W-L RECORDS | | RPI 51-100 | | RPI 101-150 | | RPI 150+ | | | | | |
| 7-8-0 | | 1-2-0 | | 0-3-0 | | OVERALL | | 1-1-0 | | 1-1-0 | | 4-1-0 | | | | | |
| 5-6-0 | | 1-2-0 | | 0-2-0 | | HOME | | 0-1-0 | | 1-0-0 | | 3-1-0 | | | | | |
| 2-2-0 | | 0-0-0 | | 0-1-0 | | AWAY | | 1-0-0 | | 0-1-0 | | 1-0-0 | | | | | |
| 0-0-0 | | 0-0-0 | | 0-0-0 | | NEUTRAL | | 0-0-0 | | 0-0-0 | | 0-0-0 | | | | | |
| 5-4-0 | | 1-0-0 | | 0-2-0 | | NON-CONFERENCE | | 0-1-0 | | 1-1-0 | | 3-0-0 | | | | | |
| 5-2-0 | | 1-0-0 | | 0-1-0 | | HOME | | 0-1-0 | | 1-0-0 | | 3-0-0 | | | | | |
| 0-2-0 | | 0-0-0 | | 0-0- | | AWAY | | 0-0-0 | | 0-1-0 | | 0-0-0 | | | | | |
| 0-0-0 | | 0-0-0 | | 0-0-0 | | NEUTRAL | | 0-0-0 | | 0-0-0 | | 0-0-0 | | | | | |
| 2-4-0 | | 0-2-0 | | 0-1-0 | | CONFERENCE | | 1-0-0 | | 0-0-0 | | 1-1-0 | | | | | |
| 0-4-0 | | 0-2-0 | | 0-1-0 | | HOME | | 0-0-0 | | 0-0-0 | | 0-1-0 | | | | | |
| 2-0-0 | | 0-0-0 | | 0-0-0 | | AWAY | | 1-0-0 | | 0-0-0 | | 1-0-0 | | | | | |
| 0-0-0 | | 0-0-0 | | 0-0-0 | | NEUTRAL | | 0-0-0 | | 0-0-0 | | 0-0-0 | | | | | |
| RPI | S | Opponent | | Score | | RPI | S | Opponent | | Score | | RPI | S | Opponent | | Score | |
| 5 | H | Charlotte | | 0 3 | | 27 | H | UAB | | 0 1 | | 77 | H | North Carolina St. | | 1 2 | |
| 16 | H | Clemson | | 2 1 | | 29 | H | UNCW | | 1 2 | | 85 | A | FIU | | 5 4 | |
| 25 | H | Kentucky | | 3 4 | | 32 | A | Coastal Caro. | | 0 3 | | | | | | | |
| | | | | | | | | | | | | | | | | | |
| | | | | | | | | | | | | | | | | | |
| | | | | | | | | | | | | | | | | | |
| | | | | | | | | | | | | | | | | | |
| | | | | | | | | | | | | | | | | | |
| | | | | | | | | | | | | | | | | | |
| | | | | | | | | | | | | | | | | | |
| | | | | | | | | | | | | | | | | | |
| | | | | | | | | | | | | | | | | | |
| | | | | | | | | | | | | | | | | | |
| | | | | | | | | | | | | | | | | | |
| | | | | | | | | | | | | | | | | | |
| | | | | | | | | | | | | | | | | | |
| | | | | | | | | | | | | | | | | | |
| | | | | | | | | | | | | | | | | | |
| | | | | | | | | | | | | | | | | | |
| | | | | | | | | | | | | | | | | | |
| | | | | | | | | | | | | | | | | | |
| | | | | | | | | | | | | | | | | | |
| | | | | | | | | | | | | | | | | | |
| | | | | | | | | | | | | | | | | | |
| | | | | | | | | | | | | | | | | | |
| | | | | | | | | | | | | | | | | | |
| | | | | | | | | | | | | | | | | | |
| | | | | | | | | | | | | | | | | | |
| | | | | | | | | | | | | | | | | | |
| | | | | | | | | | | | | | | | | | |
| | | | | | | | | | | | | | | | | | |
| | | | | | | | | | | | | | | | | | |
| | | | | | | | | | | | | | | | | | |
| | | | | | | | | | | | | | | | | | |
| | | | | | | | | | | | | | | | | | |
| | | | | | | | | | | | | | | | | | |
| | | | | | | | | | | | | | | | | | |
| | | | | | | | | | | | | | | | | | |
| | | | | | | | | | | | | | | | | | |
| | | | | | | | | | | | | | | | | | |
| | | | | | | | | | | | | | | | | | |
| | | | | | | | | | | | | | | | | | |
| | | | | | | | | | | | | | | | | | |
| | | | | | | | | | | | | | | | | | |
| | | | | | | | | | | | | | | | | | |
| | | | | | | | | | | | | | | | | | |
| | | | | | | | | | | | | | | | | | |
| | | | | | | | | | | | | | | | | | |
| | | | | | | | | | | | | | | | | | |
| | | | | | | | | | | | | | | | | | |
| | | | | | | | | | | | | | | | | | |
| | | | | | | | | | | | | | | | | | |
| | | | | | | | | | | | | | | | | | |
| | | | | | | | | | | | | | | | | | |
| | | | | | | | | | | | | | | | | | |
| | | | | | | | | | | | | | | | | | |
| | | | | | | | | | | | | | | | | | |
| | | | | | | | | | | | | | | | | | |
| | | | | | | | | | | | | | | | | | |
| | | | | | | | | | | | | | | | | | |
| | | | | | | | | | | | | | | | | | |
| | | | | | | | | | | | | | | | | | |
| | | | | | | | | | | | | | | | | | |
| | | | | | | | | | | | | | | | | | |
| | | | | | | | | | | | | | | | | | |
| | | | | | | | | | | | | | | | | | |
| | | | | | | | | | | | | | | | | | |
| | | | | | | | | | | | | | | | | | |
| | | | | | | | | | | | | | | | | | |
| | | | | | | | | | | | | | | | | | |
| | | | | | | | | | | | | | | | | | |
| | | | | | | | | | | | | | | | | | |
| | | | | | | | | | | | | | | | | | |
| | | | | | | | | | | | | | | | | | |
| | | | | | | | | | | | | | | | | | |
| | | | | | | | | | | | | | | | | | |
| | | | | | | | | | | | | | | | | | |
| | | | | | | | | | | | | | | | | | |
| | | | | | | | | | | | | | | | | | |
| | | | | | | | | | | | | | | | | | |
| | | | | | | | | | | | | | | | | | |
| | | | | | | | | | | | | | | | | | |
| | | | | | | | | | | | | | | | | | |
| | | | | | | | | | | | | | | | | | |
| | | | | | | | | | | | | | | | | | |
| | | | | | | | | | | | | | | | | | |
| | | | | | | | | | | | | | | | | | |
| | | | | | | | | | | | | | | | | | |
| | | | | | | | | | | | | | | | | | |
| | | | | | | | | | | | | | | | | | |
| | | | | | | | | | | | | | | | | | |
| | | | | | | | | | | | | | | | | | |
| | | | | | | | | | | | | | | | | | |
| | | | | | | | | | | | | | | | | | |
| | | | | | | | | | | | | | | | | | |
| | | | | | | | | | | | | | | | | | |
| | | | | | | | | | | | | | | | | | |
| | | | | | | | | | | | | | | | | | |
| | | | | | | | | | | | | | | | | | |
| | | | | | | | | | | | | | | | | | |
| | | | | | | | | | | | | | | | | | |
| | | | | | | | | | | | | | | | | | |
| | | | | | | | | | | | | | | | | | |
| | | | | | | | | | | | | | | | | | |
| | | | | | | | | | | | | | | | | | |
| | | | | | | | | | | | | | | | | | |
| | | | | | | | | | | | | | | | | | |
| | | | | | | | | | | | | | | | | | |
| | | | | | | | | | | | | | | | | | |
| | | | | | | | | | | | | | | | | | |
| | | | | | | | | | | | | | | | | | |
| | | | | | | | | | | | | | | | | | |
| | | | | | | | | | | | | | | | | | |
| | | | | | | | | | | | | | | | | | |
| | | | | | | | | | | | | | | | | | |
| | | | | | | | | | | | | | | | | | |
| | | | | | | | | | | | | | | | | | |
| | | | | | | | | | | | | | | | | | |
| | | | | | | | | | | | | | | | | | |
| | | | | | | | | | | | | | | | | | |
| | | | | | | | | | | | | | | | | | |
| | | | | | | | | | | | | | | | | | |
| | | | | | | | | | | | | | | | | | |
| | | | | | | | | | | | | | | | | | |
| | | | | | | | | | | | | | | | | | |
| | | | | | | | | | | | | | | | | | |
| | | | | | | | | | | | | | | | | | |
| | | | | | | | | | | | | | | | | | |
| | | | | | | | | | | | | | | | | | |
| | | | | | | | | | | | | | | | | | |
| | | | | | | | | | | | | | | | | | |
| | | | | | | | | | | | | | | | | | |
| | | | | | | | | | | | | | | | | | |
| | | | | | | | | | | | | | | | | | |
| | | | | | | | | | | | | | | | | | |
| | | | | | | | | | | | | | | | | | |
| | | | | | | | | | | | | | | | | | |
| | | | | | | | | | | | | | | | | | |
| | | | | | | | | | | | | | | | | | |
| | | | | | | | | | | | | | | | | | |
| | | | | | | | | | | | | | | | | | |
| | | | | | | | | | | | | | | | | | |
| | | | | | | | | | | | | | | | | | |
| | | | | | | | | | | | | | | | | | |
| | | | | | | | | | | | | | | | | | |
| | | | | | | | | | | | | | | | | | |
| | | | | | | | | | | | | | | | | | |
| | | | | | | | | | | | | | | | | | |
| | | | | | | | | | | | | | | | | | |
| | | | | | | | | | | | | | | | | | |
| | | | | | | | | | | | | | | | | | |
| | | | | | | | | | | | | | | | | | |
| | | | | | | | | | | | | | | | | | |
| | | | | | | | | | | | | | | | | | |
| | | | | | | | | | | | | | | | | | |
| | | | | | | | | | | | | | | | | | |
| | | | | | | | | | | | | | | | | | |
| | | | | | | | | | | | | | | | | | |
| | | | | | | | | | | | | | | | | | |
| | | | | | | | | | | | | | | | | | |
| | | | | | | | | | | | | | | | | | |
| | | | | | | | | | | | | | | | | | |
| | | | | | | | | | | | | | | | | | |
| | | | | | | | | | | | | | | | | | |
| | | | | | | | | | | | | | | | | | |
| | | | | | | | | | | | | | | | | | |
| | | | | | | | | | | | | | | | | | |
| | | | | | | | | | | | | | | | | | |
| | | | | | | | | | | | | | | | | | |
| | | | | | | | | | | | | | | | | | |
| | | | | | | | | | | | | | | | | | |
| | | | | | | | | | | | | | | | | | |
| | | | | | | | | | | | | | | | | | |
| | | | | | | | | | | | | | | | | | |
| | | | | | | | | | | | | | | | | | |
| | | | | | | | | | | | | | | | | | |
| | | | | | | | | | | | | | | | | | |
| | | | | | | | | | | | | | | | | | |
| | | | | | | | | | | | | | | | | | |
| | | | | | | | | | | | | | | | | | |
| | | | | | | | | | | | | | | | | | |
| | | | | | | | | | | | | | | | | | |
| | | | | | | | | | | | | | | | | | |
| | | | | | | | | | | | | | | | | | |
| | | | | | | | | | | | | | | | | | |
| | | | | | | | | | | | | | | | | | |
| | | | | | | | | | | | | | | | | | |
| | | | | | | | | | | | | | | | | | |
| | | | | | | | | | | | | | | | | | |
| | | | | | | | | | | | | | | | | | |
| | | | | | | | | | | | | | | | | | |
| | | | | | | | | | | | | | | | | | |
| | | | | | | | | | | | | | | | | | |
| | | | | | | | | | | | | | | | | | |
| | | | | | | | | | | | | | | | | | |
| | | | | | | | | | | | | | | | | | |
| | | | | | | | | | | | | | | | | | |
| | | | | | | | | | | | | | | | | | |
| | | | | | | | | | | | | | | | | | |
| | | | | | | | | | | | | | | | | | |
| | | | | | | | | | | | | | | | | | |
| | | | | | | | | | | | | | | | | | |
| | | | | | | | | | | | | | | | | | |
| | | | | | | | | | | | | | | | | | |
| | | | | | | | | | | | | | | | | | |
| | | | | | | | | | | | | | | | | | |
| | | | | | | | | | | | | | | | | | |
| | | | | | | | | | | | | | | | | | |
| | | | | | | | | | | | | | | | | | |
| | | | | | | | | | | | | | | | | | |
| | | | | | | | | | | | | | | | | | |
| | | | | | | | | | | | | | | | | | |
| | | | | | | | | | | | | | | | | | |
| | | | | | | | | | | | | | | | | | |
| | | | | | | | | | | | | | | | | | |
| | | | | | | | | | | | | | | | | | |
| | | | | | | | | | | | | | | | | | |
| | | | | | | | | | | | | | | | | | |
| | | | | | | | | | | | | | | | | | |
| | | | | | | | | | | | | | | | | | |
| | | | | | | | | | | | | | | | | | |
| | | | | | | | | | | | | | | | | | |
| | | | | | | | | | | | | | | | | | |
| | | | | | | | | | | | | | | | | | |
| | | | | | | | | | | | | | | | | | |
| | | | | | | | | | | | | | | | | | |
| | | | | | | | | | | | | | | | | | |
| | | | | | | | | | | | | | | | | | |
| | | | | | | | | | | | | | | | | | |
| | | | | | | | | | | | | | | | | | |
| | | | | | | | | | | | | | | | | | |
| | | | | | | | | | | | | | | | | | |
| | | | | | | | | | | | | | | | | | |
| | | | | | | | | | | | | | | | | | |
| | | | | | | | | | | | | | | | | | |
| | | | | | | | | | | | | | | | | | |
| | | | | | | | | | | | | | | | | | |
| | | | | | | | | | | | | | | | | | |
| | | | | | | | | | | | | | | | | | |
| | | | | | | | | | | | | | | | | | |
| | | | | | | | | | | | | | | | | | |
| | | | | | | | | | | | | | | | | | |
| | | | | | | | | | | | | | | | | | |
| | | | | | | | | | | | | | | | | | |
| | | | | | | | | | | | | | | | | | |
| | | | | | | | | | | | | | | | | | |
| | | | | | | | | | | | | | | | | | |
| | | | | | | | | | | | | | | | | | |
| | | | | | | | | | | | | | | | | | |
| | | | | | | | | | | | | | | | | | |
| | | | | | | | | | | | | | | | | | |
| | | | | | | | | | | | | | | | | | |
| | | | | | | | | | | | | | | | | | |
| | | | | | | | | | | | | | | | | | |
| | | | | | | | | | | | | | | | | | |
| | | | | | | | | | | | | | | | | | |
| | | | | | | | | | | | | | | | | | |
| | | | | | | | | | | | | | | | | | |
| | | | | | | | | | | | | | | | | | |
| | | | | | | | | | | | | | | | | | |
| | | | | | | | | | | | | | | | | | |

Non-Div. I Games:

South Carolina

| Average RPI Win: | | 111 | WON-LOST RECORD | | WINNING PCT. RANK | LAST 10 GAMES | STRENGTH OF SCHEDULE | | OPP. STRENGTH OF SCHEDULE | TEAM RPI | ADJ RPI | CONF. RPI | ADJ CONF. RPI | | | | | | | | |
|-------------------|---|--------------|-----------------|-----------|-------------------|----------------|----------------------|----------------|---------------------------|-------------|---------|-------------------|---------------|------------|----|-------|---|----------------|--|---|---|
| Average RPI Loss: | | 105 | | | | | | | | | | | | | | | | | | | |
| DIV. I ONLY | | | 6-7-2 | | .46667 | 116 | 3-6-1 | | 52 | 124 | 91 | .49424 | 99 | 15 | 16 | | | | | | |
| DIV. I NON-CONF. | | | 4-4-1 | | .5 | 101 | 1-3-0 | | 54 | 87 | 81 | .50573 | 83 | 14 | 15 | | | | | | |
| TOTALS | | RPI 1-25 | | RPI 26-50 | | W-L RECORDS | | RPI 51-100 | | RPI 101-150 | | RPI 150+ | | | | | | | | | |
| 6-7-2 | | 0-1-1 | | 1-0-0 | | OVERALL | | 2-1-1 | | 1-4-0 | | 2-1-0 | | | | | | | | | |
| 4-2-1 | | 0-0-1 | | 1-0-0 | | HOME | | 2-1-0 | | 1-0-0 | | 0-1-0 | | | | | | | | | |
| 2-5-1 | | 0-1-0 | | 0-0-0 | | AWAY | | 0-0-1 | | 0-4-0 | | 2-0-0 | | | | | | | | | |
| 0-0-0 | | 0-0-0 | | 0-0-0 | | NEUTRAL | | 0-0-0 | | 0-0-0 | | 0-0-0 | | | | | | | | | |
| 4-4-1 | | 0-1-1 | | 0-0-0 | | NON-CONFERENCE | | 2-0-0 | | 1-3-0 | | 1-0-0 | | | | | | | | | |
| 3-0-1 | | 0-0-1 | | 0-0-0 | | HOME | | 2-0-0 | | 1-0-0 | | 0-0-0 | | | | | | | | | |
| 1-4-0 | | 0-1-0 | | 0-0- | | AWAY | | 0-0-0 | | 0-3-0 | | 1-0-0 | | | | | | | | | |
| 0-0-0 | | 0-0-0 | | 0-0-0 | | NEUTRAL | | 0-0-0 | | 0-0-0 | | 0-0-0 | | | | | | | | | |
| 2-3-1 | | 0-0-0 | | 1-0-0 | | CONFERENCE | | 0-1-1 | | 0-1-0 | | 1-1-0 | | | | | | | | | |
| 1-2-0 | | 0-0-0 | | 1-0-0 | | HOME | | 0-1-0 | | 0-0-0 | | 0-1-0 | | | | | | | | | |
| 1-1-1 | | 0-0-0 | | 0-0-0 | | AWAY | | 0-0-1 | | 0-1-0 | | 1-0-0 | | | | | | | | | |
| 0-0-0 | | 0-0-0 | | 0-0-0 | | NEUTRAL | | 0-0-0 | | 0-0-0 | | 0-0-0 | | | | | | | | | |
| RPI | S | Opponent | | Score | | RPI | S | Opponent | | Score | | RPI | S | Opponent | | Score | | | | | |
| 9 | A | Creighton | | 1 | 3 | 37 | H | Valparaiso | | 1 | 0 | 101 | A | Denver | | 0 | 1 | | | | |
| 15 | H | Michigan St. | | 0 | 0 | | | | | 67 | H | Cal St. Fullerton | | 3 | 2 | 109 | A | Wright St. | | 1 | 2 |
| | | | | | | | | | | 71 | A | Oakland | | 1 | 1 | 129 | A | Loyola Chicago | | 2 | 3 |
| | | | | | | | | | | 79 | H | Detroit | | 1 | 2 | 132 | H | DePaul | | 2 | 1 |
| | | | | | | | | | | | | | | | | 145 | A | Northern Ill. | | 0 | 1 |
| | | | | | | | | | | | | | | | | 160 | H | Milwaukee | | 1 | 2 |
| | | | | | | | | | | | | | | | | 178 | A | Drake | | 1 | 0 |
| | | | | | | | | | | | | | | | | 193 | A | Green Bay | | 3 | 0 |
| LAST 10 GAMES | | | | | | | | | | | | | | | | | | | | | |
| | | | | | | 109 | A | Wright St. | | 1 | 2 | 79 | H | Detroit | | 1 | 2 | | | | |
| | | | | | | 129 | A | Loyola Chicago | | 2 | 3 | 37 | H | Valparaiso | | 1 | 0 | | | | |
| | | | | | | 160 | H | Milwaukee | | 1 | 2 | 71 | A | Oakland | | 1 | 1 | | | | |
| | | | | | | 193 | A | Green Bay | | 3 | 0 | 132 | H | DePaul | | 2 | 1 | | | | |
| | | | | | | 101 | A | Denver | | 0 | 1 | 9 | A | Creighton | | 1 | 3 | | | | |

Non-Div. I Games:

Ill.-Chicago

| Average RPI Win: | | 143 | WON-LOST RECORD | | WINNING PCT. RANK | LAST 10 GAMES | STRENGTH OF SCHEDULE | | OPP. STRENGTH OF SCHEDULE | TEAM RPI | ADJ RPI | CONF. RPI | ADJ CONF. RPI |
|-------------------|----------------|----------|-----------------|--------------------|-------------------|---------------|----------------------|-------|---------------------------|---------------------|------------|-----------|---------------|
| Average RPI Loss: | | 50 | | | | | | | | | | | |
| DIV. I ONLY | | 6-10-1 | | | .38235 157 | 4-5-1 | 43 | | 81 | 108 | .49375 100 | 8 | 8 |
| DIV. I NON-CONF. | | 3-7-0 | | | .3 167 | 1-2-0 | 43 | | 65 | 94 | .5015 90 | 8 | 8 |
| TOTALS | | RPI 1-25 | RPI 26-50 | | W-L RECORDS | | RPI 51-100 | | RPI 101-150 | | RPI 150+ | | |
| 6-10-1 | | 0-3-0 | 0-2-1 | | OVERALL | | 1-4-0 | | 2-1-0 | | 3-0-0 | | |
| 3-5-1 | | 0-1-0 | 0-2-1 | | HOME | | 0-1-0 | | 1-1-0 | | 2-0-0 | | |
| 3-5-0 | | 0-2-0 | 0-0-0 | | AWAY | | 1-3-0 | | 1-0-0 | | 1-0-0 | | |
| 0-0-0 | | 0-0-0 | 0-0-0 | | NEUTRAL | | 0-0-0 | | 0-0-0 | | 0-0-0 | | |
| 3-7-0 | | 0-3-0 | 0-1-0 | | NON-CONFERENCE | | 1-2-0 | | 0-1-0 | | 2-0-0 | | |
| 2-3-0 | | 0-1-0 | 0-1-0 | | HOME | | 0-0-0 | | 0-1-0 | | 2-0-0 | | |
| 1-4-0 | | 0-2-0 | 0-0- | | AWAY | | 1-2-0 | | 0-0-0 | | 0-0-0 | | |
| 0-0-0 | | 0-0-0 | 0-0-0 | | NEUTRAL | | 0-0-0 | | 0-0-0 | | 0-0-0 | | |
| 3-3-1 | | 0-0-0 | 0-1-1 | | CONFERENCE | | 0-2-0 | | 2-0-0 | | 1-0-0 | | |
| 1-2-1 | | 0-0-0 | 0-1-1 | | HOME | | 0-1-0 | | 1-0-0 | | 0-0-0 | | |
| 2-1-0 | | 0-0-0 | 0-0-0 | | AWAY | | 0-1-0 | | 1-0-0 | | 1-0-0 | | |
| 0-0-0 | | 0-0-0 | 0-0-0 | | NEUTRAL | | 0-0-0 | | 0-0-0 | | 0-0-0 | | |
| RPI S | Opponent | Score | RPI S | Opponent | Score | RPI S | Opponent | Score | RPI S | Opponent | Score | | |
| 5 A | Charlotte | 1 3 | 29 H | UNCW | 0 1 | 54 A | Hofstra | 0 3 | 103 H | East Tenn. St. | 2 3 | | |
| 8 A | Georgetown | 0 1 | 30 H | Elon | 0 0 | 77 A | North Carolina St. | 0 1 | 115 A | Northeastern | 1 0 | | |
| 14 H | North Carolina | 0 2 | 43 H | Old Dominion | 0 1 | 78 A | UMBC | 2 1 | 147 H | Drexel | 3 1 | | |
| | | | | | | 80 H | Delaware | 1 3 | 164 H | Pittsburgh | 4 0 | | |
| | | | | | | 82 A | Saint Francis (PA) | 0 1 | 170 A | Col. of Charleston | 3 2 | | |
| | | | | | | | | | 183 H | Fairleigh Dickinson | 2 1 | | |
| LAST 10 GAMES | | | | | | | | | | | | | |
| | | | 115 A | Northeastern | 1 0 | 30 H | Elon | 0 0 | | | | | |
| | | | 43 H | Old Dominion | 0 1 | 147 H | Drexel | 3 1 | | | | | |
| | | | 80 H | Delaware | 1 3 | 5 A | Charlotte | 1 3 | | | | | |
| | | | 170 A | Col. of Charleston | 3 2 | 29 H | UNCW | 0 1 | | | | | |
| | | | 54 A | Hofstra | 0 3 | 78 A | UMBC | 2 1 | | | | | |

Non-Div. I Games:

William & Mary

| Average RPI Win: | | 110 | WON-LOST RECORD | | WINNING PCT. RANK | | LAST 10 GAMES | | STRENGTH OF SCHEDULE | | OPP. STRENGTH OF SCHEDULE | | TEAM RPI | | ADJ RPI | | CONF. RPI | | ADJ CONF. RPI | |
|-------------------|---|-----------|-----------------|-----------|-------------------|----------------|---------------|---------------------|----------------------|-------------|---------------------------|----------|----------|---------------------|------------|-------|-----------|--|---------------|--|
| DIV. I ONLY | | | 8-6-1 | | .56667 83 | | 5-4-1 | | 130 | | 93 | | 95 | | .49299 101 | | 19 | | 21 | |
| DIV. I NON-CONF. | | | 6-5-0 | | .54545 97 | | 3-3-0 | | 84 | | 66 | | 64 | | .52196 65 | | 19 | | 19 | |
| TOTALS | | RPI 1-25 | | RPI 26-50 | | W-L RECORDS | | RPI 51-100 | | RPI 101-150 | | RPI 150+ | | | | | | | | |
| 8-6-1 | | 0-1-0 | | 1-1-0 | | OVERALL | | 3-1-0 | | 2-3-0 | | 2-0-1 | | | | | | | | |
| 8-0-0 | | 0-0-0 | | 1-0-0 | | HOME | | 3-0-0 | | 2-0-0 | | 2-0-0 | | | | | | | | |
| 0-5-1 | | 0-0-0 | | 0-1-0 | | AWAY | | 0-1-0 | | 0-3-0 | | 0-0-1 | | | | | | | | |
| 0-1-0 | | 0-1-0 | | 0-0-0 | | NEUTRAL | | 0-0-0 | | 0-0-0 | | 0-0-0 | | | | | | | | |
| 6-5-0 | | 0-1-0 | | 1-1-0 | | NON-CONFERENCE | | 3-1-0 | | 1-2-0 | | 1-0-0 | | | | | | | | |
| 6-0-0 | | 0-0-0 | | 1-0-0 | | HOME | | 3-0-0 | | 1-0-0 | | 1-0-0 | | | | | | | | |
| 0-4-0 | | 0-0-0 | | 0-0- | | AWAY | | 0-1-0 | | 0-2-0 | | 0-0-0 | | | | | | | | |
| 0-1-0 | | 0-1-0 | | 0-0-0 | | NEUTRAL | | 0-0-0 | | 0-0-0 | | 0-0-0 | | | | | | | | |
| 2-1-1 | | 0-0-0 | | 0-0-0 | | CONFERENCE | | 0-0-0 | | 1-1-0 | | 1-0-1 | | | | | | | | |
| 2-0-0 | | 0-0-0 | | 0-0-0 | | HOME | | 0-0-0 | | 1-0-0 | | 1-0-0 | | | | | | | | |
| 0-1-1 | | 0-0-0 | | 0-0-0 | | AWAY | | 0-0-0 | | 0-1-0 | | 0-0-1 | | | | | | | | |
| 0-0-0 | | 0-0-0 | | 0-0-0 | | NEUTRAL | | 0-0-0 | | 0-0-0 | | 0-0-0 | | | | | | | | |
| RPI | S | Opponent | | Score | | RPI | S | Opponent | | Score | | RPI | S | Opponent | | Score | | | | |
| 12 | N | UC Irvine | | 1 | 2 | 42 | H | Navy | | 2 | 1 | 52 | H | CSUN | | 2 | 1 | | | |
| | | | | | | 49 | A | South Fla. | | 0 | 3 | 71 | H | Oakland | | 3 | 2 | | | |
| | | | | | | | | | | | | 75 | A | San Diego St. | | 3 | 4 | | | |
| | | | | | | | | | | | | 99 | H | Ill.-Chicago | | 1 | 0 | | | |
| | | | | | | | | | | | | | | 131 H Oral Roberts | | 4 | 0 | | | |
| | | | | | | | | | | | | | | 133 H Portland | | 2 | 1 | | | |
| | | | | | | | | | | | | | | 144 A Bradley | | 1 | 2 | | | |
| | | | | | | | | | | | | | | 162 H New Hampshire | | 1 | 0 | | | |
| | | | | | | | | | | | | | | 189 H IPFW | | 2 | 0 | | | |
| | | | | | | | | | | | | | | 202 A Eastern Ill. | | 1 | 1 | | | |
| LAST 10 GAMES | | | | | | | | | | | | | | | | | | | | |
| 104 A Omaha | | | | | | 1 | 3 | 202 A Eastern Ill. | | | | | | 1 | 1 | | | | | |
| 189 H IPFW | | | | | | 2 | 0 | 131 H Oral Roberts | | | | | | 4 | 0 | | | | | |
| 49 A South Fla. | | | | | | 0 | 3 | 133 H Portland | | | | | | 2 | 1 | | | | | |
| 99 H Ill.-Chicago | | | | | | 1 | 0 | 113 A Utah Valley | | | | | | 1 | 2 | | | | | |
| 144 A Bradley | | | | | | 1 | 2 | 162 H New Hampshire | | | | | | 1 | 0 | | | | | |

Non-Div. I Games:

Denver

| Average RPI Win: 128 | | WON-LOST RECORD | | WINNING PCT. RANK | | LAST 10 GAMES | | STRENGTH OF SCHEDULE | | OPP. STRENGTH OF SCHEDULE | | TEAM RPI | | ADJ RPI | | CONF. RPI | | ADJ CONF. RPI | |
|----------------------|--------------|-----------------|-------|-------------------|-------|----------------|--|----------------------|--|---------------------------|--------------|----------|-------|------------|-------|----------------|--|---------------|--|
| DIV. I ONLY | | 8-4-3 | | .63333 45 | | 6-2-2 | | 181 | | 106 | | 105 | | .49288 102 | | 9 | | 9 | |
| DIV. I NON-CONF. | | 6-4-2 | | .58333 73 | | 4-2-1 | | 171 | | 122 | | 110 | | .48105 114 | | 9 | | 9 | |
| TOTALS | | RPI 1-25 | | RPI 26-50 | | W-L RECORDS | | RPI 51-100 | | RPI 101-150 | | RPI 150+ | | | | | | | |
| 8-4-3 | | 0-1-0 | | 1-0-0 | | OVERALL | | 2-2-0 | | 2-1-0 | | 3-0-3 | | | | | | | |
| 4-1-1 | | 0-0-0 | | 0-0-0 | | HOME | | 1-1-0 | | 1-0-0 | | 2-0-1 | | | | | | | |
| 4-3-2 | | 0-1-0 | | 1-0-0 | | AWAY | | 1-1-0 | | 1-1-0 | | 1-0-2 | | | | | | | |
| 0-0-0 | | 0-0-0 | | 0-0-0 | | NEUTRAL | | 0-0-0 | | 0-0-0 | | 0-0-0 | | | | | | | |
| 6-4-2 | | 0-1-0 | | 0-0-0 | | NON-CONFERENCE | | 2-2-0 | | 1-1-0 | | 3-0-2 | | | | | | | |
| 3-1-1 | | 0-0-0 | | 0-0-0 | | HOME | | 1-1-0 | | 0-0-0 | | 2-0-1 | | | | | | | |
| 3-3-1 | | 0-1-0 | | 0-0- | | AWAY | | 1-1-0 | | 1-1-0 | | 1-0-1 | | | | | | | |
| 0-0-0 | | 0-0-0 | | 0-0-0 | | NEUTRAL | | 0-0-0 | | 0-0-0 | | 0-0-0 | | | | | | | |
| 2-0-1 | | 0-0-0 | | 1-0-0 | | CONFERENCE | | 0-0-0 | | 1-0-0 | | 0-0-1 | | | | | | | |
| 1-0-0 | | 0-0-0 | | 0-0-0 | | HOME | | 0-0-0 | | 1-0-0 | | 0-0-0 | | | | | | | |
| 1-0-1 | | 0-0-0 | | 1-0-0 | | AWAY | | 0-0-0 | | 0-0-0 | | 0-0-1 | | | | | | | |
| 0-0-0 | | 0-0-0 | | 0-0-0 | | NEUTRAL | | 0-0-0 | | 0-0-0 | | 0-0-0 | | | | | | | |
| RPI S | Opponent | | Score | | RPI S | Opponent | | Score | | RPI S | Opponent | | Score | | RPI S | Opponent | | Score | |
| 15 A | Michigan St. | | 0 4 | | 28 A | Akron | | 1 0 | | 61 H | Butler | | 2 1 | | 129 A | Loyola Chicago | | 0 1 | |
| | | | | | | | | | | 76 A | Michigan | | 1 0 | | 132 A | DePaul | | 1 0 | |
| | | | | | | | | | | 79 H | Detroit | | 1 2 | | 145 H | Northern Ill. | | 3 0 | |
| | | | | | | | | | | 92 A | Western Ill. | | 0 3 | | 154 A | Buffalo | | 2 2 | |
| | | | | | | | | | | | | | | | 159 H | IUPUI | | 2 2 | |
| | | | | | | | | | | | | | | | 187 H | Northern Ky. | | 4 0 | |
| | | | | | | | | | | | | | | | 189 A | IPFW | | 2 2 | |
| | | | | | | | | | | | | | | | 193 A | Green Bay | | 2 1 | |
| | | | | | | | | | | | | | | | 202 H | Eastern Ill. | | 2 1 | |
| LAST 10 GAMES | | | | | | | | | | | | | | | | | | | |
| | | | | | 28 A | Akron | | 1 0 | | 76 A | Michigan | | 1 0 | | | | | | |
| | | | | | 145 H | Northern Ill. | | 3 0 | | 187 H | Northern Ky. | | 4 0 | | | | | | |
| | | | | | 15 A | Michigan St. | | 0 4 | | 92 A | Western Ill. | | 0 3 | | | | | | |
| | | | | | 154 A | Buffalo | | 2 2 | | 193 A | Green Bay | | 2 1 | | | | | | |
| | | | | | 159 H | IUPUI | | 2 2 | | 202 H | Eastern Ill. | | 2 1 | | | | | | |

Non-Div. I Games:

Western Mich.

| | | | | | | | | | | | | | |
|----------------------|----------|-----------------|-------------------|----------------|----------------------|---------------------------|----------------|-------------|-----------|---------------|----------------|---|---|
| Average RPI Win: | 125 | WON-LOST RECORD | WINNING PCT. RANK | LAST 10 GAMES | STRENGTH OF SCHEDULE | OPP. STRENGTH OF SCHEDULE | TEAM RPI | ADJ RPI | CONF. RPI | ADJ CONF. RPI | | | |
| Average RPI Loss: | 87 | | | | | | | | | | | | |
| DIV. I ONLY | 7-7-1 | .5 | 106 | 4-5-1 | 87 | 161 | 106 | .49049 | 103 | 18 | 18 | | |
| DIV. I NON-CONF. | 4-3-0 | .57143 | 75 | 1-1-0 | 40 | 71 | 57 | .53355 | 59 | 20 | 21 | | |
| <hr/> | | | | | | | | | | | | | |
| TOTALS | RPI 1-25 | RPI 26-50 | | W-L RECORDS | | RPI 51-100 | | RPI 101-150 | | RPI 150+ | | | |
| 7-7-1 | 0-1-0 | 0-0-0 | | OVERALL | | 4-3-0 | | 1-2-1 | | 2-1-0 | | | |
| 4-2-1 | 0-0-0 | 0-0-0 | | HOME | | 3-1-0 | | 0-1-1 | | 1-0-0 | | | |
| 3-5-0 | 0-1-0 | 0-0-0 | | AWAY | | 1-2-0 | | 1-1-0 | | 1-1-0 | | | |
| 0-0-0 | 0-0-0 | 0-0-0 | | NEUTRAL | | 0-0-0 | | 0-0-0 | | 0-0-0 | | | |
| <hr/> | | | | | | | | | | | | | |
| 4-3-0 | 0-1-0 | 0-0-0 | | NON-CONFERENCE | | 3-2-0 | | 1-0-0 | | 0-0-0 | | | |
| 2-1-0 | 0-0-0 | 0-0-0 | | HOME | | 2-1-0 | | 0-0-0 | | 0-0-0 | | | |
| 2-2-0 | 0-1-0 | 0-0- | | AWAY | | 1-1-0 | | 1-0-0 | | 0-0-0 | | | |
| 0-0-0 | 0-0-0 | 0-0-0 | | NEUTRAL | | 0-0-0 | | 0-0-0 | | 0-0-0 | | | |
| <hr/> | | | | | | | | | | | | | |
| 3-4-1 | 0-0-0 | 0-0-0 | | CONFERENCE | | 1-1-0 | | 0-2-1 | | 2-1-0 | | | |
| 2-1-1 | 0-0-0 | 0-0-0 | | HOME | | 1-0-0 | | 0-1-1 | | 1-0-0 | | | |
| 1-3-0 | 0-0-0 | 0-0-0 | | AWAY | | 0-1-0 | | 0-1-0 | | 1-1-0 | | | |
| 0-0-0 | 0-0-0 | 0-0-0 | | NEUTRAL | | 0-0-0 | | 0-0-0 | | 0-0-0 | | | |
| <hr/> | | | | | | | | | | | | | |
| RPI S | Opponent | Score | | RPI S | Opponent | Score | | RPI S | Opponent | Score | | | |
| 25 A | Kentucky | 0 | 2 | | | 53 H | Radford | 0 | 1 | 111 A | VCU | 2 | 1 |
| | | | | | | 58 A | Winthrop | 2 | 4 | 117 H | Mercer | 0 | 1 |
| | | | | | | 70 A | Furman | 0 | 3 | 123 A | Wofford | 3 | 4 |
| | | | | | | 70 H | Furman | 1 | 0 | 123 H | Wofford | 3 | 3 |
| | | | | | | 85 H | FIU | 2 | 1 | 166 A | UNC Greensboro | 0 | 2 |
| | | | | | | 98 H | South Carolina | 2 | 1 | 205 A | VMI | 4 | 0 |
| | | | | | | 100 A | William & Mary | 3 | 2 | 205 H | VMI | 2 | 0 |
| <hr/> | | | | | | | | | | | | | |
| LAST 10 GAMES | | | | | | | | | | | | | |
| 70 A Furman | | | | 0 | 3 | 205 H VMI | | 2 | 0 | | | | |
| 205 A VMI | | | | 4 | 0 | 117 H Mercer | | 0 | 1 | | | | |
| 123 H Wofford | | | | 3 | 3 | 123 A Wofford | | 3 | 4 | | | | |
| 70 H Furman | | | | 1 | 0 | 58 A Winthrop | | 2 | 4 | | | | |
| 166 A UNC Greensboro | | | | 0 | 2 | 98 H South Carolina | | 2 | 1 | | | | |

Non-Div. I Games:

East Tenn. St.

O
m
a
h
a

Omaha

| Average RPI Win: 159 | | WON-LOST RECORD | | WINNING PCT. RANK | | LAST 10 GAMES | | STRENGTH OF SCHEDULE | | OPP. STRENGTH OF SCHEDULE | | TEAM RPI | | ADJ RPI | | CONF. RPI | | ADJ CONF. RPI | |
|----------------------|----------|-----------------|---------------|-------------------|-------|----------------|--|----------------------|--|---------------------------|----------|----------|-------|------------|-------|-----------------|--|---------------|---|
| DIV. I ONLY | | 10-3-1 | | .75 10 | | 6-3-1 | | 204 | | 183 | | 109 | | .48865 105 | | 22 | | 22 | |
| DIV. I NON-CONF. | | 8-2-0 | | .8 14 | | 4-2-0 | | 198 | | 159 | | 112 | | .48796 108 | | 23 | | 23 | |
| TOTALS | | RPI 1-25 | | RPI 26-50 | | W-L RECORDS | | RPI 51-100 | | RPI 101-150 | | RPI 150+ | | | | | | | |
| 10-3-1 | | 1-0-0 | | 0-0-0 | | OVERALL | | 0-0-0 | | 2-2-0 | | 7-1-1 | | | | | | | |
| 4-2-0 | | 0-0-0 | | 0-0-0 | | HOME | | 0-0-0 | | 1-1-0 | | 3-1-0 | | | | | | | |
| 5-0-1 | | 1-0-0 | | 0-0-0 | | AWAY | | 0-0-0 | | 1-0-0 | | 3-0-1 | | | | | | | |
| 1-1-0 | | 0-0-0 | | 0-0-0 | | NEUTRAL | | 0-0-0 | | 0-1-0 | | 1-0-0 | | | | | | | |
| 8-2-0 | | 1-0-0 | | 0-0-0 | | NON-CONFERENCE | | 0-0-0 | | 2-1-0 | | 5-1-0 | | | | | | | |
| 3-1-0 | | 0-0-0 | | 0-0-0 | | HOME | | 0-0-0 | | 1-0-0 | | 2-1-0 | | | | | | | |
| 4-0-0 | | 1-0-0 | | 0-0- | | AWAY | | 0-0-0 | | 1-0-0 | | 2-0-0 | | | | | | | |
| 1-1-0 | | 0-0-0 | | 0-0-0 | | NEUTRAL | | 0-0-0 | | 0-1-0 | | 1-0-0 | | | | | | | |
| 2-1-1 | | 0-0-0 | | 0-0-0 | | CONFERENCE | | 0-0-0 | | 0-1-0 | | 2-0-1 | | | | | | | |
| 1-1-0 | | 0-0-0 | | 0-0-0 | | HOME | | 0-0-0 | | 0-1-0 | | 1-0-0 | | | | | | | |
| 1-0-1 | | 0-0-0 | | 0-0-0 | | AWAY | | 0-0-0 | | 0-0-0 | | 1-0-1 | | | | | | | |
| 0-0-0 | | 0-0-0 | | 0-0-0 | | NEUTRAL | | 0-0-0 | | 0-0-0 | | 0-0-0 | | | | | | | |
| RPI S | Opponent | | Score | | RPI S | Opponent | | Score | | RPI S | Opponent | | Score | | RPI S | Opponent | | Score | |
| 21 A | Xavier | | 3 | 2 | | | | | | | | | | | 106 N | James Madison | | 0 | 1 |
| | | | | | | | | | | | | | | | 107 H | Memphis | | 4 | 3 |
| | | | | | | | | | | | | | | | 128 H | Stetson | | 1 | 3 |
| | | | | | | | | | | | | | | | 150 A | Evansville | | 2 | 0 |
| | | | | | | | | | | | | | | | 156 A | North Florida | | 1 | 0 |
| | | | | | | | | | | | | | | | 173 H | Georgia St. | | 1 | 3 |
| | | | | | | | | | | | | | | | 180 A | Central Ark. | | 3 | 2 |
| | | | | | | | | | | | | | | | 181 H | Longwood | | 3 | 1 |
| | | | | | | | | | | | | | | | 187 A | Northern Ky. | | 0 | 0 |
| | | | | | | | | | | | | | | | 194 N | Gardner-Webb | | 3 | 2 |
| | | | | | | | | | | | | | | | 195 H | Houston Baptist | | 4 | 1 |
| | | | | | | | | | | | | | | | 200 H | USC Upstate | | 2 | 1 |
| | | | | | | | | | | | | | | | 202 A | Eastern Ill. | | 2 | 1 |
| LAST 10 GAMES | | | | | | | | | | | | | | | | | | | |
| | 181 H | | Longwood | | 3 | 1 | | 200 H | | USC Upstate | | 2 | 1 | | | | | | |
| | 180 A | | Central Ark. | | 3 | 2 | | 173 H | | Georgia St. | | 1 | 3 | | | | | | |
| | 156 A | | North Florida | | 1 | 0 | | 107 H | | Memphis | | 4 | 3 | | | | | | |
| | 128 H | | Stetson | | 1 | 3 | | 195 H | | Houston Baptist | | 4 | 1 | | | | | | |
| | 187 A | | Northern Ky. | | 0 | 0 | | 106 N | | James Madison | | 0 | 1 | | | | | | |

Non-Div. I Games:

Lipscomb

| Average RPI Win: 125 | | WON-LOST RECORD | | WINNING PCT. RANK | | LAST 10 GAMES | | STRENGTH OF SCHEDULE | | OPP. STRENGTH OF SCHEDULE | | TEAM RPI | | ADJ RPI | | CONF. RPI | | ADJ CONF. RPI | |
|----------------------|---|-----------------|--|-------------------|---|----------------|---|----------------------|--|---------------------------|---|----------|---|------------|--|-----------|---|---------------|--|
| DIV. I ONLY | | 6-6-4 | | .5 106 | | 3-4-3 | | 57 | | 117 | | 92 | | .48751 106 | | 8 | | 8 | |
| DIV. I NON-CONF. | | 4-4-2 | | .5 101 | | 1-2-1 | | 86 | | 121 | | 104 | | .48166 113 | | 8 | | 8 | |
| TOTALS | | RPI 1-25 | | RPI 26-50 | | W-L RECORDS | | RPI 51-100 | | RPI 101-150 | | RPI 150+ | | | | | | | |
| 6-6-4 | | 0-1-1 | | 1-0-2 | | OVERALL | | 1-1-1 | | 1-2-0 | | 3-2-0 | | | | | | | |
| 2-4-2 | | 0-0-1 | | 1-0-1 | | HOME | | 0-1-0 | | 0-1-0 | | 1-2-0 | | | | | | | |
| 3-2-2 | | 0-1-0 | | 0-0-1 | | AWAY | | 1-0-1 | | 0-1-0 | | 2-0-0 | | | | | | | |
| 1-0-0 | | 0-0-0 | | 0-0-0 | | NEUTRAL | | 0-0-0 | | 1-0-0 | | 0-0-0 | | | | | | | |
| 4-4-2 | | 0-1-1 | | 1-0-0 | | NON-CONFERENCE | | 0-0-1 | | 1-1-0 | | 2-2-0 | | | | | | | |
| 1-3-1 | | 0-0-1 | | 1-0-0 | | HOME | | 0-0-0 | | 0-1-0 | | 0-2-0 | | | | | | | |
| 2-1-1 | | 0-1-0 | | 0-0- | | AWAY | | 0-0-1 | | 0-0-0 | | 2-0-0 | | | | | | | |
| 1-0-0 | | 0-0-0 | | 0-0-0 | | NEUTRAL | | 0-0-0 | | 1-0-0 | | 0-0-0 | | | | | | | |
| 2-2-2 | | 0-0-0 | | 0-0-2 | | CONFERENCE | | 1-1-0 | | 0-1-0 | | 1-0-0 | | | | | | | |
| 1-1-1 | | 0-0-0 | | 0-0-1 | | HOME | | 0-1-0 | | 0-0-0 | | 1-0-0 | | | | | | | |
| 1-1-1 | | 0-0-0 | | 0-0-1 | | AWAY | | 1-0-0 | | 0-1-0 | | 0-0-0 | | | | | | | |
| 0-0-0 | | 0-0-0 | | 0-0-0 | | NEUTRAL | | 0-0-0 | | 0-0-0 | | 0-0-0 | | | | | | | |
| RPI | S | Opponent | | Score | | RPI | S | Opponent | | Score | | RPI | S | Opponent | | Score | | | |
| 11 | A | Virginia | | 1 | 2 | 29 | H | UNCW | | 1 | 1 | 54 | H | Hofstra | | 1 | 2 | | |
| 19 | H | Penn St. | | 1 | 1 | 30 | A | Elon | | 0 | 0 | 70 | A | Furman | | 0 | 0 | | |
| | | | | | | 34 | H | West Virginia | | 4 | 3 | 80 | A | Delaware | | 1 | 0 | | |
| | | | | | | | | | | | | | | | | | | | |
| | | | | | | | | | | | | | | | | | | | |
| | | | | | | | | | | | | | | | | | | | |
| | | | | | | | | | | | | | | | | | | | |
| | | | | | | | | | | | | | | | | | | | |
| | | | | | | | | | | | | | | | | | | | |
| | | | | | | | | | | | | | | | | | | | |
| | | | | | | | | | | | | | | | | | | | |
| | | | | | | | | | | | | | | | | | | | |
| | | | | | | | | | | | | | | | | | | | |
| | | | | | | | | | | | | | | | | | | | |
| | | | | | | | | | | | | | | | | | | | |
| | | | | | | | | | | | | | | | | | | | |
| | | | | | | | | | | | | | | | | | | | |
| | | | | | | | | | | | | | | | | | | | |
| | | | | | | | | | | | | | | | | | | | |
| | | | | | | | | | | | | | | | | | | | |
| | | | | | | | | | | | | | | | | | | | |
| | | | | | | | | | | | | | | | | | | | |
| | | | | | | | | | | | | | | | | | | | |
| | | | | | | | | | | | | | | | | | | | |
| | | | | | | | | | | | | | | | | | | | |
| | | | | | | | | | | | | | | | | | | | |
| | | | | | | | | | | | | | | | | | | | |
| | | | | | | | | | | | | | | | | | | | |
| | | | | | | | | | | | | | | | | | | | |
| | | | | | | | | | | | | | | | | | | | |
| | | | | | | | | | | | | | | | | | | | |
| | | | | | | | | | | | | | | | | | | | |
| | | | | | | | | | | | | | | | | | | | |
| | | | | | | | | | | | | | | | | | | | |
| | | | | | | | | | | | | | | | | | | | |
| | | | | | | | | | | | | | | | | | | | |
| | | | | | | | | | | | | | | | | | | | |
| | | | | | | | | | | | | | | | | | | | |
| | | | | | | | | | | | | | | | | | | | |
| | | | | | | | | | | | | | | | | | | | |
| | | | | | | | | | | | | | | | | | | | |
| | | | | | | | | | | | | | | | | | | | |
| | | | | | | | | | | | | | | | | | | | |
| | | | | | | | | | | | | | | | | | | | |
| | | | | | | | | | | | | | | | | | | | |
| | | | | | | | | | | | | | | | | | | | |
| | | | | | | | | | | | | | | | | | | | |
| | | | | | | | | | | | | | | | | | | | |
| | | | | | | | | | | | | | | | | | | | |
| | | | | | | | | | | | | | | | | | | | |

Non-Div. I Games:

James Madison

| Average RPI Win: 136 | | WON-LOST | WINNING | LAST 10 | STRENGTH OF | OPP. STRENGTH | TEAM | ADJ | CONF. | ADJ CONF. | | | | | | | |
|----------------------|---|-------------|-----------|---------|----------------|---------------|------------|------------|-------------|-----------|----------|-----|---|--------------|--|-------|--|
| Average RPI Loss: 81 | | RECORD | PCT. RANK | GAMES | SCHEDULE | OF SCHEDULE | RPI | RPI | RPI | RPI | | | | | | | |
| DIV. I ONLY | | 8-6-2 | .5625 | 91 | 5-4-1 | 128 | 139 | 104 | .48629 | 107 | 13 | 13 | | | | | |
| DIV. I NON-CONF. | | 6-2-1 | .72222 | 25 | 3-0-0 | 114 | 150 | 98 | .49774 | 95 | 13 | 13 | | | | | |
| <hr/> | | | | | | | | | | | | | | | | | |
| TOTALS | | RPI 1-25 | RPI 26-50 | | W-L RECORDS | | RPI 51-100 | | RPI 101-150 | | RPI 150+ | | | | | | |
| 8-6-2 | | 1-0-0 | 1-2-0 | | OVERALL | | 0-2-1 | | 1-1-0 | | 5-1-1 | | | | | | |
| 3-2-0 | | 1-0-0 | 0-0-0 | | HOME | | 0-1-0 | | 0-0-0 | | 2-1-0 | | | | | | |
| 3-4-1 | | 0-0-0 | 1-2-0 | | AWAY | | 0-1-0 | | 1-1-0 | | 1-0-1 | | | | | | |
| 2-0-1 | | 0-0-0 | 0-0-0 | | NEUTRAL | | 0-0-1 | | 0-0-0 | | 2-0-0 | | | | | | |
| 6-2-1 | | 1-0-0 | 0-1-0 | | NON-CONFERENCE | | 0-0-1 | | 1-1-0 | | 4-0-0 | | | | | | |
| 2-0-0 | | 1-0-0 | 0-0-0 | | HOME | | 0-0-0 | | 0-0-0 | | 1-0-0 | | | | | | |
| 2-2-0 | | 0-0-0 | 0-0- | | AWAY | | 0-0-0 | | 1-1-0 | | 1-0-0 | | | | | | |
| 2-0-1 | | 0-0-0 | 0-0-0 | | NEUTRAL | | 0-0-1 | | 0-0-0 | | 2-0-0 | | | | | | |
| 2-4-1 | | 0-0-0 | 1-1-0 | | CONFERENCE | | 0-2-0 | | 0-0-0 | | 1-1-1 | | | | | | |
| 1-2-0 | | 0-0-0 | 0-0-0 | | HOME | | 0-1-0 | | 0-0-0 | | 1-1-0 | | | | | | |
| 1-2-1 | | 0-0-0 | 1-1-0 | | AWAY | | 0-1-0 | | 0-0-0 | | 0-0-1 | | | | | | |
| 0-0-0 | | 0-0-0 | 0-0-0 | | NEUTRAL | | 0-0-0 | | 0-0-0 | | 0-0-0 | | | | | | |
| RPI | S | Opponent | | Score | | RPI | S | Opponent | | Score | | RPI | S | Opponent | | Score | |
| 24 | H | Saint Louis | | 4 0 | | 27 | A | UAB | | 1 3 | | 57 | H | UConn | | 0 1 | |
| | | | | | | 33 | A | Tulsa | | 0 2 | | 69 | N | Missouri St. | | 0 0 | |
| | | | | | | 49 | A | South Fla. | | 2 1 | | 91 | A | SMU | | 0 2 | |
| | | | | | | | | | | | | | | | | | |
| | | | | | | | | | | | | | | | | | |
| | | | | | | | | | | | | | | | | | |
| | | | | | | | | | | | | | | | | | |
| | | | | | | | | | | | | | | | | | |
| | | | | | | | | | | | | | | | | | |
| | | | | | | | | | | | | | | | | | |
| | | | | | | | | | | | | | | | | | |
| | | | | | | | | | | | | | | | | | |
| | | | | | | | | | | | | | | | | | |
| | | | | | | | | | | | | | | | | | |
| | | | | | | | | | | | | | | | | | |
| | | | | | | | | | | | | | | | | | |
| | | | | | | | | | | | | | | | | | |
| | | | | | | | | | | | | | | | | | |
| | | | | | | | | | | | | | | | | | |
| | | | | | | | | | | | | | | | | | |
| | | | | | | | | | | | | | | | | | |
| | | | | | | | | | | | | | | | | | |
| | | | | | | | | | | | | | | | | | |
| | | | | | | | | | | | | | | | | | |
| | | | | | | | | | | | | | | | | | |
| | | | | | | | | | | | | | | | | | |
| | | | | | | | | | | | | | | | | | |
| | | | | | | | | | | | | | | | | | |
| | | | | | | | | | | | | | | | | | |
| | | | | | | | | | | | | | | | | | |
| | | | | | | | | | | | | | | | | | |
| | | | | | | | | | | | | | | | | | |
| | | | | | | | | | | | | | | | | | |
| | | | | | | | | | | | | | | | | | |
| | | | | | | | | | | | | | | | | | |
| | | | | | | | | | | | | | | | | | |
| | | | | | | | | | | | | | | | | | |
| | | | | | | | | | | | | | | | | | |
| | | | | | | | | | | | | | | | | | |
| | | | | | | | | | | | | | | | | | |
| | | | | | | | | | | | | | | | | | |
| | | | | | | | | | | | | | | | | | |
| | | | | | | | | | | | | | | | | | |
| | | | | | | | | | | | | | | | | | |
| | | | | | | | | | | | | | | | | | |
| | | | | | | | | | | | | | | | | | |
| | | | | | | | | | | | | | | | | | |
| | | | | | | | | | | | | | | | | | |

Non-Div. I Games:

Memphis

| Average RPI Win: | | 145 | WON-LOST RECORD | | WINNING PCT. RANK | | LAST 10 GAMES | | STRENGTH OF SCHEDULE | | OPP. STRENGTH OF SCHEDULE | | TEAM RPI | | ADJ RPI | | CONF. RPI | | ADJ CONF. RPI | |
|------------------|---|----------|-----------------|-----------|-------------------|----------------|---------------|---------------|----------------------|-------------|---------------------------|----------|----------|---------------|------------|-------|-----------|--|---------------|--|
| DIV. I ONLY | | | 10-5-1 | | .65625 36 | | 6-4-0 | | 185 | | 148 | | 102 | | .48444 109 | | 15 | | 16 | |
| DIV. I NON-CONF. | | | 6-2-1 | | .72222 25 | | 2-1-0 | | 164 | | 152 | | 93 | | .49474 100 | | 14 | | 15 | |
| TOTALS | | RPI 1-25 | | RPI 26-50 | | W-L RECORDS | | RPI 51-100 | | RPI 101-150 | | RPI 150+ | | | | | | | | |
| 10-5-1 | | 1-0-0 | | 0-1-0 | | OVERALL | | 2-2-0 | | 0-0-0 | | 7-2-1 | | | | | | | | |
| 8-1-0 | | 1-0-0 | | 0-0-0 | | HOME | | 2-0-0 | | 0-0-0 | | 5-1-0 | | | | | | | | |
| 2-4-1 | | 0-0-0 | | 0-1-0 | | AWAY | | 0-2-0 | | 0-0-0 | | 2-1-1 | | | | | | | | |
| 0-0-0 | | 0-0-0 | | 0-0-0 | | NEUTRAL | | 0-0-0 | | 0-0-0 | | 0-0-0 | | | | | | | | |
| 6-2-1 | | 1-0-0 | | 0-0-0 | | NON-CONFERENCE | | 1-1-0 | | 0-0-0 | | 4-1-1 | | | | | | | | |
| 5-0-0 | | 1-0-0 | | 0-0-0 | | HOME | | 1-0-0 | | 0-0-0 | | 3-0-0 | | | | | | | | |
| 1-2-1 | | 0-0-0 | | 0-0- | | AWAY | | 0-1-0 | | 0-0-0 | | 1-1-1 | | | | | | | | |
| 0-0-0 | | 0-0-0 | | 0-0-0 | | NEUTRAL | | 0-0-0 | | 0-0-0 | | 0-0-0 | | | | | | | | |
| 4-3-0 | | 0-0-0 | | 0-1-0 | | CONFERENCE | | 1-1-0 | | 0-0-0 | | 3-1-0 | | | | | | | | |
| 3-1-0 | | 0-0-0 | | 0-0-0 | | HOME | | 1-0-0 | | 0-0-0 | | 2-1-0 | | | | | | | | |
| 1-2-0 | | 0-0-0 | | 0-1-0 | | AWAY | | 0-1-0 | | 0-0-0 | | 1-0-0 | | | | | | | | |
| 0-0-0 | | 0-0-0 | | 0-0-0 | | NEUTRAL | | 0-0-0 | | 0-0-0 | | 0-0-0 | | | | | | | | |
| RPI | S | Opponent | | Score | | RPI | S | Opponent | | Score | | RPI | S | Opponent | | Score | | | | |
| 25 | H | Kentucky | | 1 0 | | 37 | A | Valparaiso | | 2 5 | | 75 | A | San Diego St. | | 2 3 | | | | |
| | | | | | | | | | | | | 79 | A | Detroit | | 1 2 | | | | |
| | | | | | | | | | | | | 96 | H | Duquesne | | 1 0 | | | | |
| | | | | | | | | | | | | 99 | H | Ill.-Chicago | | 2 1 | | | | |
| | | | | | | | | | | | | 153 | H | Cleveland St. | | 1 3 | | | | |
| | | | | | | | | | | | | 158 | A | Grand Canyon | | 3 2 | | | | |
| | | | | | | | | | | | | 159 | H | IUPUI | | 3 2 | | | | |
| | | | | | | | | | | | | 160 | H | Milwaukee | | 3 0 | | | | |
| | | | | | | | | | | | | 174 | A | Cincinnati | | 1 1 | | | | |
| | | | | | | | | | | | | 182 | H | Robert Morris | | 2 0 | | | | |
| | | | | | | | | | | | | 187 | A | Northern Ky. | | 3 4 | | | | |
| | | | | | | | | | | | | 189 | H | IPFW | | 3 1 | | | | |
| | | | | | | | | | | | | 192 | H | Belmont | | 3 0 | | | | |
| | | | | | | | | | | | | 193 | A | Green Bay | | 1 0 | | | | |
| | | | | | | LAST 10 GAMES | | | | | | | | | | | | | | |
| | | | | | | 99 | H | Ill.-Chicago | | 2 1 | | 160 | H | Milwaukee | | 3 0 | | | | |
| | | | | | | 189 | H | IPFW | | 3 1 | | 192 | H | Belmont | | 3 0 | | | | |
| | | | | | | 193 | A | Green Bay | | 1 0 | | 79 | A | Detroit | | 1 2 | | | | |
| | | | | | | 153 | H | Cleveland St. | | 1 3 | | 187 | A | Northern Ky. | | 3 4 | | | | |
| | | | | | | 37 | A | Valparaiso | | 2 5 | | 96 | H | Duquesne | | 1 0 | | | | |

Non-Div. I Games:

Wright St.

| Average RPI Win: 146 | | WON-LOST RECORD | | WINNING PCT. RANK | | LAST 10 GAMES | | STRENGTH OF SCHEDULE | | OPP. STRENGTH OF SCHEDULE | | TEAM RPI | | ADJ RPI | | CONF. RPI | | ADJ CONF. RPI | |
|----------------------|---|-----------------|--|-------------------|---|----------------|---|----------------------|--|---------------------------|---|----------|---|---------------------|--|-----------|---|---------------|--|
| DIV. I ONLY | | 5-5-4 | | .5 106 | | 4-4-2 | | 95 | | 74 | | 111 | | .48412 110 | | 22 | | 22 | |
| DIV. I NON-CONF. | | 2-5-3 | | .35 154 | | 1-4-1 | | 81 | | 15 | | 84 | | .50431 85 | | 23 | | 23 | |
| TOTALS | | RPI 1-25 | | RPI 26-50 | | W-L RECORDS | | RPI 51-100 | | RPI 101-150 | | RPI 150+ | | | | | | | |
| 5-5-4 | | 0-2-0 | | 1-0-1 | | OVERALL | | 0-3-1 | | 1-0-1 | | 3-0-1 | | | | | | | |
| 3-1-4 | | 0-1-0 | | 1-0-1 | | HOME | | 0-0-1 | | 1-0-1 | | 1-0-1 | | | | | | | |
| 2-4-0 | | 0-1-0 | | 0-0-0 | | AWAY | | 0-3-0 | | 0-0-0 | | 2-0-0 | | | | | | | |
| 0-0-0 | | 0-0-0 | | 0-0-0 | | NEUTRAL | | 0-0-0 | | 0-0-0 | | 0-0-0 | | | | | | | |
| 2-5-3 | | 0-2-0 | | 1-0-1 | | NON-CONFERENCE | | 0-3-1 | | 0-0-1 | | 1-0-0 | | | | | | | |
| 2-1-3 | | 0-1-0 | | 1-0-1 | | HOME | | 0-0-1 | | 0-0-1 | | 1-0-0 | | | | | | | |
| 0-4-0 | | 0-1-0 | | 0-0- | | AWAY | | 0-3-0 | | 0-0-0 | | 0-0-0 | | | | | | | |
| 0-0-0 | | 0-0-0 | | 0-0-0 | | NEUTRAL | | 0-0-0 | | 0-0-0 | | 0-0-0 | | | | | | | |
| 3-0-1 | | 0-0-0 | | 0-0-0 | | CONFERENCE | | 0-0-0 | | 1-0-0 | | 2-0-1 | | | | | | | |
| 1-0-1 | | 0-0-0 | | 0-0-0 | | HOME | | 0-0-0 | | 1-0-0 | | 0-0-1 | | | | | | | |
| 2-0-0 | | 0-0-0 | | 0-0-0 | | AWAY | | 0-0-0 | | 0-0-0 | | 2-0-0 | | | | | | | |
| 0-0-0 | | 0-0-0 | | 0-0-0 | | NEUTRAL | | 0-0-0 | | 0-0-0 | | 0-0-0 | | | | | | | |
| RPI | S | Opponent | | Score | | RPI | S | Opponent | | Score | | RPI | S | Opponent | | Score | | | |
| 6 | H | Washington | | 0 | 1 | 28 | H | Akron | | 1 | 1 | 55 | A | St. Mary's (CA) | | 0 | 1 | | |
| 18 | A | Louisville | | 1 | 2 | 49 | H | South Fla. | | 2 | 0 | 56 | A | San Francisco | | 0 | 1 | | |
| | | | | | | | | | | | | 65 | H | Brown | | 0 | 0 | | |
| | | | | | | | | | | | | 85 | A | FIU | | 1 | 2 | | |
| | | | | | | | | | | | | | | 128 H Stetson | | 1 | 0 | | |
| | | | | | | | | | | | | | | 133 H Portland | | 0 | 0 | | |
| | | | | | | | | | | | | | | 156 H North Florida | | 2 | 2 | | |
| | | | | | | | | | | | | | | 176 A Jacksonville | | 3 | 1 | | |
| | | | | | | | | | | | | | | 187 A Northern Ky. | | 3 | 1 | | |
| | | | | | | | | | | | | | | 191 H Fla. Atlantic | | 1 | 0 | | |
| LAST 10 GAMES | | | | | | | | | | | | | | | | | | | |
| | | | | | | 156 | H | North Florida | | 2 | 2 | 176 | A | Jacksonville | | 3 | 1 | | |
| | | | | | | 191 | H | Fla. Atlantic | | 1 | 0 | 85 | A | FIU | | 1 | 2 | | |
| | | | | | | 18 | A | Louisville | | 1 | 2 | 65 | H | Brown | | 0 | 0 | | |
| | | | | | | 187 | A | Northern Ky. | | 3 | 1 | 6 | H | Washington | | 0 | 1 | | |
| | | | | | | 128 | H | Stetson | | 1 | 0 | 55 | A | St. Mary's (CA) | | 0 | 1 | | |

Non-Div. I Games:

FGCU

| Average RPI Win: 104 | | WON-LOST | WINNING | LAST 10 | STRENGTH OF SCHEDULE | OPP. STRENGTH OF SCHEDULE | TEAM RPI | ADJ RPI | CONF. RPI | ADJ CONF. RPI | |
|----------------------|----------------|----------|---------------|-----------------|----------------------|---------------------------|--------------|------------|-----------|---------------------|-------|
| Average RPI Loss: 31 | | RECORD | PCT. RANK | GAMES | | | | | | | |
| DIV. I ONLY | | 6-7-4 | .47059 114 | 3-4-3 | 83 | 40 | 107 | .48348 111 | 11 | 11 | |
| DIV. I NON-CONF. | | 3-7-1 | .31818 158 | 0-4-0 | 38 | 8 | 63 | .53263 60 | 12 | 12 | |
| TOTALS | | RPI 1-25 | RPI 26-50 | W-L RECORDS | RPI 51-100 | | RPI 101-150 | | RPI 150+ | | |
| 6-7-4 | 1-5-0 | | 1-1-0 | OVERALL | 1-0-0 | | 1-1-1 | | 2-0-3 | | |
| 3-3-2 | 0-1-0 | | 1-1-0 | HOME | 0-0-0 | | 1-1-0 | | 1-0-2 | | |
| 3-4-1 | 1-4-0 | | 0-0-0 | AWAY | 1-0-0 | | 0-0-0 | | 1-0-1 | | |
| 0-0-1 | 0-0-0 | | 0-0-0 | NEUTRAL | 0-0-0 | | 0-0-1 | | 0-0-0 | | |
| 3-7-1 | 1-5-0 | | 0-1-0 | NON-CONFERENCE | 0-0-0 | | 1-1-1 | | 1-0-0 | | |
| 2-3-0 | 0-1-0 | | 0-1-0 | HOME | 0-0-0 | | 1-1-0 | | 1-0-0 | | |
| 1-4-0 | 1-4-0 | | 0-0- | AWAY | 0-0-0 | | 0-0-0 | | 0-0-0 | | |
| 0-0-1 | 0-0-0 | | 0-0-0 | NEUTRAL | 0-0-0 | | 0-0-1 | | 0-0-0 | | |
| 3-0-3 | 0-0-0 | | 1-0-0 | CONFERENCE | 1-0-0 | | 0-0-0 | | 1-0-3 | | |
| 1-0-2 | 0-0-0 | | 1-0-0 | HOME | 0-0-0 | | 0-0-0 | | 0-0-2 | | |
| 2-0-1 | 0-0-0 | | 0-0-0 | AWAY | 1-0-0 | | 0-0-0 | | 1-0-1 | | |
| 0-0-0 | 0-0-0 | | 0-0-0 | NEUTRAL | 0-0-0 | | 0-0-0 | | 0-0-0 | | |
| RPI S | Opponent | Score | RPI S | Opponent | Score | RPI S | Opponent | Score | RPI S | Opponent | Score |
| 3 A | Notre Dame | 0 1 | 31 H | George Mason | 3 0 | 96 A | Duquesne | 1 0 | 103 H | East Tenn. St. | 1 2 |
| 8 A | Georgetown | 2 1 | 43 H | Old Dominion | 1 2 | | | | 115 H | Northeastern | 2 0 |
| 11 A | Virginia | 0 1 | | | | | | | 148 N | Bakersfield | 1 1 |
| 14 H | North Carolina | 0 1 | | | | | | | 152 H | Fordham | 0 0 |
| 17 A | New Mexico | 0 2 | | | | | | | 167 H | La Salle | 0 0 |
| 23 A | Maryland | 0 1 | | | | | | | 172 A | Massachusetts | 1 1 |
| | | | | | | | | | 183 H | Fairleigh Dickinson | 3 0 |
| | | | | | | | | | 190 A | St. Bonaventure | 1 0 |
| | | | LAST 10 GAMES | | | | | | | | |
| | | | 190 A | St. Bonaventure | 1 0 | 23 A | Maryland | 0 1 | | | |
| | | | 96 A | Duquesne | 1 0 | 31 H | George Mason | 3 0 | | | |
| | | | 167 H | La Salle | 0 0 | 3 A | Notre Dame | 0 1 | | | |
| | | | 152 H | Fordham | 0 0 | 43 H | Old Dominion | 1 2 | | | |
| | | | 172 A | Massachusetts | 1 1 | 17 A | New Mexico | 0 2 | | | |

Non-Div. I Games:

VCU

| | | | | | | | | | | | |
|-------------------|----------|-----------|---------------|----------------|-------------|---------------|----------------|-------------|-------|----------------|-------|
| Average RPI Win: | 138 | WON-LOST | WINNING | LAST 10 | STRENGTH OF | OPP. STRENGTH | TEAM | ADJ | CONF. | ADJ CONF. | |
| Average RPI Loss: | 67 | RECORD | PCT. RANK | GAMES | SCHEDULE | OF SCHEDULE | RPI | RPI | RPI | RPI | |
| DIV. I ONLY | 6-6-1 | .5 | 106 | 4-5-0 | 123 | 119 | 116 | .48328 | 112 | 21 | 20 |
| DIV. I NON-CONF. | 2-5-1 | .3125 | 160 | 0-4-0 | 69 | 68 | 70 | .51005 | 76 | 18 | 18 |
| <hr/> | | | | | | | | | | | |
| TOTALS | RPI 1-25 | RPI 26-50 | | W-L RECORDS | | RPI 51-100 | | RPI 101-150 | | RPI 150+ | |
| 6-6-1 | 0-0-0 | 1-3-0 | | OVERALL | | 1-2-0 | | 1-0-0 | | 3-1-1 | |
| 3-4-0 | 0-0-0 | 0-2-0 | | HOME | | 0-2-0 | | 1-0-0 | | 2-0-0 | |
| 3-2-0 | 0-0-0 | 1-1-0 | | AWAY | | 1-0-0 | | 0-0-0 | | 1-1-0 | |
| 0-0-1 | 0-0-0 | 0-0-0 | | NEUTRAL | | 0-0-0 | | 0-0-0 | | 0-0-1 | |
| 2-5-1 | 0-0-0 | 1-3-0 | | NON-CONFERENCE | | 0-1-0 | | 1-0-0 | | 0-1-1 | |
| 1-3-0 | 0-0-0 | 0-2-0 | | HOME | | 0-1-0 | | 1-0-0 | | 0-0-0 | |
| 1-2-0 | 0-0-0 | 1-0- | | AWAY | | 0-0-0 | | 0-0-0 | | 0-1-0 | |
| 0-0-1 | 0-0-0 | 0-0-0 | | NEUTRAL | | 0-0-0 | | 0-0-0 | | 0-0-1 | |
| 4-1-0 | 0-0-0 | 0-0-0 | | CONFERENCE | | 1-1-0 | | 0-0-0 | | 3-0-0 | |
| 2-1-0 | 0-0-0 | 0-0-0 | | HOME | | 0-1-0 | | 0-0-0 | | 2-0-0 | |
| 2-0-0 | 0-0-0 | 0-0-0 | | AWAY | | 1-0-0 | | 0-0-0 | | 1-0-0 | |
| 0-0-0 | 0-0-0 | 0-0-0 | | NEUTRAL | | 0-0-0 | | 0-0-0 | | 0-0-0 | |
| RPI S | Opponent | Score | RPI S | Opponent | Score | RPI S | Opponent | Score | RPI S | Opponent | Score |
| | | | 29 H | UNCW | 0 2 | 53 H | Radford | 1 2 | 140 H | Incarnate Word | 2 1 |
| | | | 30 A | Elon | 0 1 | 58 A | Winthrop | 3 2 | 164 A | Pittsburgh | 0 1 |
| | | | 34 H | West Virginia | 1 2 | 92 H | Western Ill. | 1 2 | 181 H | Longwood | 3 2 |
| | | | 41 A | Dayton | 2 1 | | | | 187 N | Northern Ky. | 1 1 |
| | | | | | | | | | 203 A | Presbyterian | 3 0 |
| | | | | | | | | | 204 H | UNC Asheville | 3 0 |
| | | | LAST 10 GAMES | | | | | | | | |
| | | | 58 A | Winthrop | 3 2 | 30 A | Elon | 0 1 | | | |
| | | | 164 A | Pittsburgh | 0 1 | 204 H | UNC Asheville | 3 0 | | | |
| | | | 53 H | Radford | 1 2 | 34 H | West Virginia | 1 2 | | | |
| | | | 181 H | Longwood | 3 2 | 92 H | Western Ill. | 1 2 | | | |
| | | | 203 A | Presbyterian | 3 0 | 140 H | Incarnate Word | 2 1 | | | |

Non-Div. I Games: Laurel 10 0

High Point

| Average RPI Win: | 131 | WON-LOST | WINNING | LAST 10 | STRENGTH OF | OPP. STRENGTH | TEAM | ADJ | CONF. | ADJ CONF. | |
|--------------------|-----------|-----------|-----------|----------------|-------------|---------------|--------------|-------------|----------------|-----------|----|
| Average RPI Loss: | 85 | RECORD | PCT. RANK | GAMES | SCHEDULE | OF SCHEDULE | RPI | RPI | RPI | RPI | |
| DIV. I ONLY | 6-6-1 | .5 | 106 | 5-4-1 | 132 | 78 | 115 | .48253 | 113 | 16 | 15 |
| DIV. I NON-CONF. | 4-3-0 | .57143 | 75 | 3-1-0 | 180 | 63 | 139 | .45743 | 138 | 17 | 16 |
| <hr/> | | | | | | | | | | | |
| TOTALS | RPI 1-25 | RPI 26-50 | | W-L RECORDS | | RPI 51-100 | | RPI 101-150 | | RPI 150+ | |
| 6-6-1 | 0-1-0 | 0-1-0 | | OVERALL | | 1-1-1 | | 3-3-0 | | 2-0-0 | |
| 4-1-1 | 0-0-0 | 0-1-0 | | HOME | | 0-0-1 | | 2-0-0 | | 2-0-0 | |
| 1-4-0 | 0-0-0 | 0-0-0 | | AWAY | | 1-1-0 | | 0-3-0 | | 0-0-0 | |
| 1-1-0 | 0-1-0 | 0-0-0 | | NEUTRAL | | 0-0-0 | | 1-0-0 | | 0-0-0 | |
| <hr/> | | | | | | | | | | | |
| 4-3-0 | 0-1-0 | 0-0-0 | | NON-CONFERENCE | | 0-0-0 | | 3-2-0 | | 1-0-0 | |
| 3-0-0 | 0-0-0 | 0-0-0 | | HOME | | 0-0-0 | | 2-0-0 | | 1-0-0 | |
| 0-2-0 | 0-0-0 | 0-0- | | AWAY | | 0-0-0 | | 0-2-0 | | 0-0-0 | |
| 1-1-0 | 0-1-0 | 0-0-0 | | NEUTRAL | | 0-0-0 | | 1-0-0 | | 0-0-0 | |
| <hr/> | | | | | | | | | | | |
| 2-3-1 | 0-0-0 | 0-1-0 | | CONFERENCE | | 1-1-1 | | 0-1-0 | | 1-0-0 | |
| 1-1-1 | 0-0-0 | 0-1-0 | | HOME | | 0-0-1 | | 0-0-0 | | 1-0-0 | |
| 1-2-0 | 0-0-0 | 0-0-0 | | AWAY | | 1-1-0 | | 0-1-0 | | 0-0-0 | |
| 0-0-0 | 0-0-0 | 0-0-0 | | NEUTRAL | | 0-0-0 | | 0-0-0 | | 0-0-0 | |
| <hr/> | | | | | | | | | | | |
| RPI S | Opponent | Score | | RPI S | Opponent | Score | | RPI S | Opponent | Score | |
| 12 N | UC Irvine | 1 | 2 | 48 H | UNLV | 0 | 1 | 51 A | Seattle | 0 | 1 |
| | | | | | | | | 51 H | Seattle | 1 | 1 |
| | | | | | | | | 89 A | Air Force | 2 | 1 |
| | | | | | | | | 101 H | Denver | 2 | 1 |
| | | | | | | | | 129 A | Loyola Chicago | 0 | 1 |
| | | | | | | | | 130 N | UC Riverside | 1 | 0 |
| | | | | | | | | 132 A | DePaul | 0 | 1 |
| | | | | | | | | 135 A | UMKC | 0 | 1 |
| | | | | | | | | 138 H | Gonzaga | 2 | 0 |
| | | | | | | | | 158 H | Grand Canyon | 1 | 0 |
| | | | | | | | | 172 H | Massachusetts | 5 | 1 |
| <hr/> | | | | | | | | | | | |
| LAST 10 GAMES | | | | | | | | | | | |
| 135 A UMKC | | | | 0 | 1 | 51 H | Seattle | 1 | 1 | | |
| 89 A Air Force | | | | 2 | 1 | 12 N | UC Irvine | 1 | 2 | | |
| 51 A Seattle | | | | 0 | 1 | 130 N | UC Riverside | 1 | 0 | | |
| 48 H UNLV | | | | 0 | 1 | 101 H | Denver | 2 | 1 | | |
| 158 H Grand Canyon | | | | 1 | 0 | 138 H | Gonzaga | 2 | 0 | | |

Non-Div. I Games:

Utah Valley

| Average RPI Win: | 151 | WON-LOST | WINNING | LAST 10 | STRENGTH OF | OPP. STRENGTH | TEAM | ADJ | CONF. | ADJ CONF. | |
|-------------------|----------|-----------|---------------|----------------|-------------|---------------|----------------------|-------------|-------|----------------------|-------|
| Average RPI Loss: | 125 | RECORD | PCT. RANK | GAMES | SCHEDULE | OF SCHEDULE | RPI | RPI | RPI | RPI | |
| DIV. I ONLY | 8-5-2 | .6 | 67 | 5-4-1 | 161 | 178 | 113 | .47926 | 114 | 14 | 14 |
| DIV. I NON-CONF. | 3-2-2 | .57143 | 75 | 0-1-1 | 163 | 192 | 119 | .4679 | 125 | 21 | 20 |
| <hr/> | | | | | | | | | | | |
| TOTALS | RPI 1-25 | RPI 26-50 | | W-L RECORDS | | RPI 51-100 | | RPI 101-150 | | RPI 150+ | |
| 8-5-2 | 0-0-0 | 0-0-0 | | OVERALL | | 1-2-0 | | 3-1-2 | | 4-2-0 | |
| 6-1-0 | 0-0-0 | 0-0-0 | | HOME | | 1-1-0 | | 3-0-0 | | 2-0-0 | |
| 2-4-2 | 0-0-0 | 0-0-0 | | AWAY | | 0-1-0 | | 0-1-2 | | 2-2-0 | |
| 0-0-0 | 0-0-0 | 0-0-0 | | NEUTRAL | | 0-0-0 | | 0-0-0 | | 0-0-0 | |
| <hr/> | | | | | | | | | | | |
| 3-2-2 | 0-0-0 | 0-0-0 | | NON-CONFERENCE | | 0-0-0 | | 1-0-2 | | 2-2-0 | |
| 2-0-0 | 0-0-0 | 0-0-0 | | HOME | | 0-0-0 | | 1-0-0 | | 1-0-0 | |
| 1-2-2 | 0-0-0 | 0-0- | | AWAY | | 0-0-0 | | 0-0-2 | | 1-2-0 | |
| 0-0-0 | 0-0-0 | 0-0-0 | | NEUTRAL | | 0-0-0 | | 0-0-0 | | 0-0-0 | |
| <hr/> | | | | | | | | | | | |
| 5-3-0 | 0-0-0 | 0-0-0 | | CONFERENCE | | 1-2-0 | | 2-1-0 | | 2-0-0 | |
| 4-1-0 | 0-0-0 | 0-0-0 | | HOME | | 1-1-0 | | 2-0-0 | | 1-0-0 | |
| 1-2-0 | 0-0-0 | 0-0-0 | | AWAY | | 0-1-0 | | 0-1-0 | | 1-0-0 | |
| 0-0-0 | 0-0-0 | 0-0-0 | | NEUTRAL | | 0-0-0 | | 0-0-0 | | 0-0-0 | |
| <hr/> | | | | | | | | | | | |
| RPI S | Opponent | Score | RPI S | Opponent | Score | RPI S | Opponent | Score | RPI S | Opponent | Score |
| | | | | | | 87 H | Siena | 6 1 | 108 A | Quinnipiac | 1 2 |
| | | | | | | 88 H | Iona | 0 1 | 115 H | Bryant | 3 0 |
| | | | | | | 93 A | Canisius | 1 4 | 139 H | Fairfield | 3 0 |
| | | | | | | | | | 141 A | Saint Joseph's | 1 1 |
| | | | | | | | | | 142 H | Niagara | 5 2 |
| | | | | | | | | | 149 A | NJIT | 3 3 |
| | | | | | | | | | 155 A | St. Francis Brooklyn | 0 2 |
| | | | | | | | | | 171 A | LIU Brooklyn | 5 2 |
| | | | | | | | | | 179 H | Saint Peter's | 4 0 |
| | | | | | | | | | 182 A | Robert Morris | 0 3 |
| | | | | | | | | | 186 A | Manhattan | 1 0 |
| | | | | | | | | | 190 H | St. Bonaventure | 5 0 |
| | | | | | | <hr/> | | | | | |
| | | | LAST 10 GAMES | | | | | | | | |
| | | | 87 H | Siena | 6 1 | 93 A | Canisius | 1 4 | | | |
| | | | 179 H | Saint Peter's | 4 0 | 88 H | Iona | 0 1 | | | |
| | | | 186 A | Manhattan | 1 0 | 139 H | Fairfield | 3 0 | | | |
| | | | 142 H | Niagara | 5 2 | 155 A | St. Francis Brooklyn | 0 2 | | | |
| | | | 108 A | Quinnipiac | 1 2 | 149 A | NJIT | 3 3 | | | |

Non-Div. I Games:

Rider

| Average RPI Win: | 146 | WON-LOST RECORD | WINNING PCT. RANK | LAST 10 GAMES | STRENGTH OF SCHEDULE | OPP. STRENGTH OF SCHEDULE | TEAM RPI | ADJ RPI | CONF. RPI | ADJ CONF. RPI | | | | |
|------------------|----------|-----------------|-------------------|----------------|----------------------|---------------------------|----------------|-------------|-----------|---------------|---|--------------------|-------|---|
| DIV. I ONLY | | 6-10-0 | .375 | 159 | 4-6-0 | 65 | 107 | 124 | .4792 | 115 | 8 | 8 | | |
| DIV. I NON-CONF. | | 3-7-0 | .3 | 167 | 1-3-0 | 75 | 114 | 116 | .48072 | 115 | 8 | 8 | | |
| <hr/> | | | | | | | | | | | | | | |
| TOTALS | RPI 1-25 | RPI 26-50 | | W-L RECORDS | | RPI 51-100 | | RPI 101-150 | | RPI 150+ | | | | |
| 6-10-0 | 0-1-0 | 0-4-0 | | OVERALL | | 1-4-0 | | 2-1-0 | | 3-0-0 | | | | |
| 3-4-0 | 0-0-0 | 0-2-0 | | HOME | | 0-2-0 | | 2-0-0 | | 1-0-0 | | | | |
| 3-6-0 | 0-1-0 | 0-2-0 | | AWAY | | 1-2-0 | | 0-1-0 | | 2-0-0 | | | | |
| 0-0-0 | 0-0-0 | 0-0-0 | | NEUTRAL | | 0-0-0 | | 0-0-0 | | 0-0-0 | | | | |
| 3-7-0 | 0-1-0 | 0-2-0 | | NON-CONFERENCE | | 0-3-0 | | 1-1-0 | | 2-0-0 | | | | |
| 2-2-0 | 0-0-0 | 0-1-0 | | HOME | | 0-1-0 | | 1-0-0 | | 1-0-0 | | | | |
| 1-5-0 | 0-1-0 | 0-0- | | AWAY | | 0-2-0 | | 0-1-0 | | 1-0-0 | | | | |
| 0-0-0 | 0-0-0 | 0-0-0 | | NEUTRAL | | 0-0-0 | | 0-0-0 | | 0-0-0 | | | | |
| 3-3-0 | 0-0-0 | 0-2-0 | | CONFERENCE | | 1-1-0 | | 1-0-0 | | 1-0-0 | | | | |
| 1-2-0 | 0-0-0 | 0-1-0 | | HOME | | 0-1-0 | | 1-0-0 | | 0-0-0 | | | | |
| 2-1-0 | 0-0-0 | 0-1-0 | | AWAY | | 1-0-0 | | 0-0-0 | | 1-0-0 | | | | |
| 0-0-0 | 0-0-0 | 0-0-0 | | NEUTRAL | | 0-0-0 | | 0-0-0 | | 0-0-0 | | | | |
| RPI | S | Opponent | Score | | RPI | S | Opponent | Score | | RPI | S | Opponent | Score | |
| 10 | A | Providence | 1 | 3 | 29 | H | UNCW | 0 | 2 | 74 | A | Harvard | 2 | 3 |
| | | | | | 30 | A | Elon | 0 | 5 | 80 | A | Delaware | 3 | 2 |
| | | | | | 36 | H | Boston U. | 1 | 2 | 86 | H | Holy Cross | 0 | 1 |
| | | | | | 43 | A | Old Dominion | 0 | 1 | 94 | A | Hartford | 0 | 1 |
| | | | | | | | | | | 100 | H | William & Mary | 0 | 1 |
| <hr/> | | | | | | | | | | | | | | |
| LAST 10 GAMES | | | | | | | | | | | | | | |
| | | | | | 100 | H | William & Mary | 0 | 1 | 170 | A | Col. of Charleston | 1 | 0 |
| | | | | | 80 | A | Delaware | 3 | 2 | 86 | H | Holy Cross | 0 | 1 |
| | | | | | 29 | H | UNCW | 0 | 2 | 175 | A | Stony Brook | 3 | 2 |
| | | | | | 30 | A | Elon | 0 | 5 | 74 | A | Harvard | 2 | 3 |
| | | | | | 147 | H | Drexel | 1 | 0 | 10 | A | Providence | 1 | 3 |

Non-Div. I Games:

Northeastern

| Average RPI Win: 158 | | WON-LOST RECORD | WINNING PCT. RANK | | LAST 10 GAMES | STRENGTH OF SCHEDULE | OPP. STRENGTH OF SCHEDULE | TEAM RPI | ADJ RPI | CONF. RPI | ADJ CONF. RPI | | | | | | | | |
|----------------------------|---|--------------------|----------------------|-----------|------------------|-------------------------|------------------------------|-------------|------------|---------------------|------------------|----------|---|----------------------|--|-------|--|---|--|
| Average RPI Loss: 93 | | | | | | | | | | | | | | | | | | | |
| DIV. I ONLY | | 7-4-3 | .60714 | 58 | 6-1-3 | 150 | 172 | 110 | .4792 | 115 | 23 | 23 | | | | | | | |
| DIV. I NON-CONF. | | 4-4-1 | .5 | 101 | 3-1-1 | 109 | 149 | 85 | .50355 | 87 | 22 | 22 | | | | | | | |
| <hr/> | | | | | | | | | | | | | | | | | | | |
| TOTALS | | RPI 1-25 | | RPI 26-50 | | W-L RECORDS | | RPI 51-100 | | RPI 101-150 | | RPI 150+ | | | | | | | |
| 7-4-3 | | 0-1-0 | | 0-0-0 | | OVERALL | | 1-1-1 | | 1-1-0 | | 5-1-2 | | | | | | | |
| 6-1-2 | | 0-1-0 | | 0-0-0 | | HOME | | 1-0-1 | | 1-0-0 | | 4-0-1 | | | | | | | |
| 1-3-1 | | 0-0-0 | | 0-0-0 | | AWAY | | 0-1-0 | | 0-1-0 | | 1-1-1 | | | | | | | |
| 0-0-0 | | 0-0-0 | | 0-0-0 | | NEUTRAL | | 0-0-0 | | 0-0-0 | | 0-0-0 | | | | | | | |
| 4-4-1 | | 0-1-0 | | 0-0-0 | | NON-CONFERENCE | | 0-1-1 | | 1-1-0 | | 3-1-0 | | | | | | | |
| 3-1-1 | | 0-1-0 | | 0-0-0 | | HOME | | 0-0-1 | | 1-0-0 | | 2-0-0 | | | | | | | |
| 1-3-0 | | 0-0-0 | | 0-0- | | AWAY | | 0-1-0 | | 0-1-0 | | 1-1-0 | | | | | | | |
| 0-0-0 | | 0-0-0 | | 0-0-0 | | NEUTRAL | | 0-0-0 | | 0-0-0 | | 0-0-0 | | | | | | | |
| 3-0-2 | | 0-0-0 | | 0-0-0 | | CONFERENCE | | 1-0-0 | | 0-0-0 | | 2-0-2 | | | | | | | |
| 3-0-1 | | 0-0-0 | | 0-0-0 | | HOME | | 1-0-0 | | 0-0-0 | | 2-0-1 | | | | | | | |
| 0-0-1 | | 0-0-0 | | 0-0-0 | | AWAY | | 0-0-0 | | 0-0-0 | | 0-0-1 | | | | | | | |
| 0-0-0 | | 0-0-0 | | 0-0-0 | | NEUTRAL | | 0-0-0 | | 0-0-0 | | 0-0-0 | | | | | | | |
| RPI | S | Opponent | | Score | | RPI | S | Opponent | | Score | | RPI | S | Opponent | | Score | | | |
| 10 | H | Providence | | 0 2 | | | | | | | | 63 | H | Rhode Island | | 1 1 | | | |
| | | | | | | | | | | | | 82 | H | Saint Francis (PA) | | 1 0 | | | |
| | | | | | | | | | | | | 93 | A | Canisius | | 2 3 | | | |
| | | | | | | | | | | | | 114 | A | Rider | | 0 3 | | | |
| | | | | | | | | | | | | 143 | H | UMass Lowell | | 1 0 | | | |
| | | | | | | | | | | | | 154 | A | Buffalo | | 2 3 | | | |
| | | | | | | | | | | | | 155 | H | St. Francis Brooklyn | | 1 1 | | | |
| | | | | | | | | | | | | 162 | A | New Hampshire | | 2 0 | | | |
| | | | | | | | | | | | | 171 | H | LIU Brooklyn | | 2 1 | | | |
| | | | | | | | | | | | | 179 | H | Saint Peter's | | 2 1 | | | |
| | | | | | | | | | | | | 182 | H | Robert Morris | | 1 0 | | | |
| | | | | | | | | | | | | 184 | H | Hartwick | | 4 2 | | | |
| | | | | | | | | | | | | 201 | A | Sacred Heart | | 1 1 | | | |
| <hr/> | | | | | | | | | | | | | | | | | | | |
| LAST 10 GAMES | | | | | | | | | | | | | | | | | | | |
| 155 H St. Francis Brooklyn | | | | | | 1 | | 1 | | 184 H Hartwick | | | | | | 4 | | 2 | |
| 171 H LIU Brooklyn | | | | | | 2 | | 1 | | 63 H Rhode Island | | | | | | 1 | | 1 | |
| 201 A Sacred Heart | | | | | | 1 | | 1 | | 179 H Saint Peter's | | | | | | 2 | | 1 | |
| 82 H Saint Francis (PA) | | | | | | 1 | | 0 | | 114 A Rider | | | | | | 0 | | 3 | |
| 182 H Robert Morris | | | | | | 1 | | 0 | | 143 H UMass Lowell | | | | | | 1 | | 0 | |

Non-Div. I Games:

Bryant

| Average RPI Win: 162 | | WON-LOST RECORD | | WINNING PCT. RANK | | LAST 10 GAMES | | STRENGTH OF SCHEDULE | | OPP. STRENGTH OF SCHEDULE | | TEAM RPI | | ADJ RPI | | CONF. RPI | | ADJ CONF. RPI | |
|----------------------|----------|-----------------|--|-------------------|----------------|----------------|---|----------------------|----------------|---------------------------|---|----------|----------------|------------|---|-----------|--|---------------|--|
| DIV. I ONLY | | 11-5-0 | | .6875 29 | | 7-3-0 | | 200 | | 176 | | 114 | | .47916 117 | | 18 | | 18 | |
| DIV. I NON-CONF. | | 4-4-0 | | .5 101 | | 0-2-0 | | 193 | | 170 | | 117 | | .47206 122 | | 20 | | 21 | |
| TOTALS | | RPI 1-25 | | RPI 26-50 | | W-L RECORDS | | RPI 51-100 | | RPI 101-150 | | RPI 150+ | | | | | | | |
| 11-5-0 | | 0-0-0 | | 0-1-0 | | OVERALL | | 1-1-0 | | 2-3-0 | | 8-0-0 | | | | | | | |
| 5-1-0 | | 0-0-0 | | 0-1-0 | | HOME | | 1-0-0 | | 1-0-0 | | 3-0-0 | | | | | | | |
| 4-3-0 | | 0-0-0 | | 0-0-0 | | AWAY | | 0-1-0 | | 1-2-0 | | 3-0-0 | | | | | | | |
| 2-1-0 | | 0-0-0 | | 0-0-0 | | NEUTRAL | | 0-0-0 | | 0-1-0 | | 2-0-0 | | | | | | | |
| 4-4-0 | | 0-0-0 | | 0-1-0 | | NON-CONFERENCE | | 0-1-0 | | 0-2-0 | | 4-0-0 | | | | | | | |
| 1-1-0 | | 0-0-0 | | 0-1-0 | | HOME | | 0-0-0 | | 0-0-0 | | 1-0-0 | | | | | | | |
| 1-2-0 | | 0-0-0 | | 0-0- | | AWAY | | 0-1-0 | | 0-1-0 | | 1-0-0 | | | | | | | |
| 2-1-0 | | 0-0-0 | | 0-0-0 | | NEUTRAL | | 0-0-0 | | 0-1-0 | | 2-0-0 | | | | | | | |
| 7-1-0 | | 0-0-0 | | 0-0-0 | | CONFERENCE | | 1-0-0 | | 2-1-0 | | 4-0-0 | | | | | | | |
| 4-0-0 | | 0-0-0 | | 0-0-0 | | HOME | | 1-0-0 | | 1-0-0 | | 2-0-0 | | | | | | | |
| 3-1-0 | | 0-0-0 | | 0-0-0 | | AWAY | | 0-0-0 | | 1-1-0 | | 2-0-0 | | | | | | | |
| 0-0-0 | | 0-0-0 | | 0-0-0 | | NEUTRAL | | 0-0-0 | | 0-0-0 | | 0-0-0 | | | | | | | |
| RPI S | Opponent | Score | | RPI S | Opponent | Score | | RPI S | Opponent | Score | | RPI S | Opponent | Score | | | | | |
| | | | | 27 H | UAB | 1 | 2 | 70 H | Furman | 3 | 0 | 103 A | East Tenn. St. | 1 | 0 | | | | |
| | | | | | | | | 98 A | South Carolina | 0 | 2 | 123 A | Wofford | 1 | 2 | | | | |
| | | | | | | | | | | | | 123 H | Wofford | 3 | 2 | | | | |
| | | | | | | | | | | | | 144 N | Bradley | 1 | 2 | | | | |
| | | | | | | | | | | | | 150 A | Evansville | 1 | 3 | | | | |
| | | | | | | | | | | | | 166 A | UNC Greensboro | 2 | 1 | | | | |
| | | | | | | | | | | | | 166 H | UNC Greensboro | 3 | 2 | | | | |
| | | | | | | | | | | | | 173 H | Georgia St. | 2 | 0 | | | | |
| | | | | | | | | | | | | 177 A | Ga. Southern | 1 | 0 | | | | |
| | | | | | | | | | | | | 191 N | Fla. Atlantic | 3 | 0 | | | | |
| | | | | | | | | | | | | 204 N | UNC Asheville | 3 | 0 | | | | |
| | | | | | | | | | | | | 205 A | VMI | 1 | 0 | | | | |
| | | | | | | | | | | | | 205 H | VMI | 3 | 0 | | | | |
| LAST 10 GAMES | | | | | | | | | | | | | | | | | | | |
| | | | | 205 H | VMI | 3 | 0 | 166 H | UNC Greensboro | 3 | 2 | | | | | | | | |
| | | | | 123 H | Wofford | 3 | 2 | 103 A | East Tenn. St. | 1 | 0 | | | | | | | | |
| | | | | 166 A | UNC Greensboro | 2 | 1 | 205 A | VMI | 1 | 0 | | | | | | | | |
| | | | | 123 A | Wofford | 1 | 2 | 144 N | Bradley | 1 | 2 | | | | | | | | |
| | | | | 70 H | Furman | 3 | 0 | 150 A | Evansville | 1 | 3 | | | | | | | | |

Non-Div. I Games:

Mercer

| | | | | | | | | | | | | | |
|---------------------|--------------|-----------|-----------|----------------|---------------|-----------------------|------|-----------------------|----------|-----------|---|---|---|
| Average RPI Win: | 162 | WON-LOST | WINNING | LAST 10 | STRENGTH OF | OPP. STRENGTH | TEAM | ADJ | CONF. | ADJ CONF. | | | |
| Average RPI Loss: | 39 | RECORD | PCT. RANK | GAMES | SCHEDULE | OF SCHEDULE | RPI | RPI | RPI | RPI | | | |
| DIV. I ONLY | | 8-5-1 | .60714 | 58 | 5-4-1 | 197 | 55 | 120 | .47769 | 118 | 9 | 9 | |
| DIV. I NON-CONF. | | 8-3-0 | .72727 | 24 | 5-2-0 | 192 | 77 | 133 | .46753 | 127 | 9 | 9 | |
| <hr/> | | | | | | | | | | | | | |
| TOTALS | RPI 1-25 | RPI 26-50 | | W-L RECORDS | | RPI 51-100 | | RPI 101-150 | | RPI 150+ | | | |
| 8-5-1 | 0-2-0 | 0-2-0 | | OVERALL | | 1-1-0 | | 1-0-0 | | 6-0-1 | | | |
| 3-2-1 | 0-1-0 | 0-1-0 | | HOME | | 0-0-0 | | 0-0-0 | | 3-0-1 | | | |
| 4-3-0 | 0-1-0 | 0-1-0 | | AWAY | | 1-1-0 | | 0-0-0 | | 3-0-0 | | | |
| 1-0-0 | 0-0-0 | 0-0-0 | | NEUTRAL | | 0-0-0 | | 1-0-0 | | 0-0-0 | | | |
| <hr/> | | | | | | | | | | | | | |
| 8-3-0 | 0-2-0 | 0-0-0 | | NON-CONFERENCE | | 1-1-0 | | 1-0-0 | | 6-0-0 | | | |
| 3-1-0 | 0-1-0 | 0-0-0 | | HOME | | 0-0-0 | | 0-0-0 | | 3-0-0 | | | |
| 4-2-0 | 0-1-0 | 0-0- | | AWAY | | 1-1-0 | | 0-0-0 | | 3-0-0 | | | |
| 1-0-0 | 0-0-0 | 0-0-0 | | NEUTRAL | | 0-0-0 | | 1-0-0 | | 0-0-0 | | | |
| <hr/> | | | | | | | | | | | | | |
| 0-2-1 | 0-0-0 | 0-2-0 | | CONFERENCE | | 0-0-0 | | 0-0-0 | | 0-0-1 | | | |
| 0-1-1 | 0-0-0 | 0-1-0 | | HOME | | 0-0-0 | | 0-0-0 | | 0-0-1 | | | |
| 0-1-0 | 0-0-0 | 0-1-0 | | AWAY | | 0-0-0 | | 0-0-0 | | 0-0-0 | | | |
| 0-0-0 | 0-0-0 | 0-0-0 | | NEUTRAL | | 0-0-0 | | 0-0-0 | | 0-0-0 | | | |
| <hr/> | | | | | | | | | | | | | |
| RPI S | Opponent | Score | | RPI S | Opponent | Score | | RPI S | Opponent | Score | | | |
| 15 H | Michigan St. | 0 | 1 | 28 H | Akron | 0 | 1 | 76 A | Michigan | 1 | 0 | | |
| 22 A | Ohio St. | 0 | 3 | 34 A | West Virginia | 1 | 2 | 96 A | Duquesne | 2 | 3 | | |
| | | | | | | | | 142 N Niagara | | | | 4 | 0 |
| | | | | | | | | 153 A Cleveland St. | | | | 1 | 0 |
| | | | | | | | | 154 H Buffalo | | | | 1 | 1 |
| | | | | | | | | 159 H IUPUI | | | | 2 | 0 |
| | | | | | | | | 187 H Northern Ky. | | | | 2 | 1 |
| | | | | | | | | 189 A IPFW | | | | 1 | 0 |
| | | | | | | | | 190 A St. Bonaventure | | | | 1 | 0 |
| | | | | | | | | 202 H Eastern Ill. | | | | 3 | 1 |
| | | | | | | | | | | | | | |
| | | | | | | | | | | | | | |
| LAST 10 GAMES | | | | | | | | | | | | | |
| 34 A West Virginia | | | | 1 | 2 | 189 A IPFW | | | | 1 | 0 | | |
| 22 A Ohio St. | | | | 0 | 3 | 190 A St. Bonaventure | | | | 1 | 0 | | |
| 154 H Buffalo | | | | 1 | 1 | 15 H Michigan St. | | | | 0 | 1 | | |
| 28 H Akron | | | | 0 | 1 | 202 H Eastern Ill. | | | | 3 | 1 | | |
| 153 A Cleveland St. | | | | 1 | 0 | 76 A Michigan | | | | 1 | 0 | | |

| | | | |
|-------------------|---------|---|---|
| Non-Div. I Games: | Findlay | 8 | 0 |
|-------------------|---------|---|---|

Bowling Green

| | | | | | | | | | | | |
|-------------------|----------|-----------------|-------------------|-----------------|----------------------|---------------------------|----------------------|---------|-----------|----------------------|-------|
| Average RPI Win: | 142 | WON-LOST RECORD | WINNING PCT. RANK | LAST 10 GAMES | STRENGTH OF SCHEDULE | OPP. STRENGTH OF SCHEDULE | TEAM RPI | ADJ RPI | CONF. RPI | ADJ CONF. RPI | |
| Average RPI Loss: | 103 | | | | | | | | | | |
| DIV. I ONLY | 5-6-4 | .46667 | 116 | 3-5-2 | 73 | 145 | 117 | .47636 | 119 | 7 | 7 |
| DIV. I NON-CONF. | 3-3-3 | .5 | 101 | 1-2-1 | 100 | 176 | 129 | .46035 | 134 | 10 | 10 |
| <hr/> | | | | | | | | | | | |
| TOTALS | RPI 1-25 | RPI 26-50 | | W-L RECORDS | RPI 51-100 | | RPI 101-150 | | RPI 150+ | | |
| 5-6-4 | 0-0-0 | 0-1-1 | | OVERALL | 0-2-1 | | 3-2-2 | | 2-1-0 | | |
| 2-3-2 | 0-0-0 | 0-0-0 | | HOME | 0-0-1 | | 1-2-1 | | 1-1-0 | | |
| 3-3-2 | 0-0-0 | 0-1-1 | | AWAY | 0-2-0 | | 2-0-1 | | 1-0-0 | | |
| 0-0-0 | 0-0-0 | 0-0-0 | | NEUTRAL | 0-0-0 | | 0-0-0 | | 0-0-0 | | |
| <hr/> | | | | | | | | | | | |
| 3-3-3 | 0-0-0 | 0-0-0 | | NON-CONFERENCE | 0-1-1 | | 1-1-2 | | 2-1-0 | | |
| 1-2-2 | 0-0-0 | 0-0-0 | | HOME | 0-0-1 | | 0-1-1 | | 1-1-0 | | |
| 2-1-1 | 0-0-0 | 0-0- | | AWAY | 0-1-0 | | 1-0-1 | | 1-0-0 | | |
| 0-0-0 | 0-0-0 | 0-0-0 | | NEUTRAL | 0-0-0 | | 0-0-0 | | 0-0-0 | | |
| <hr/> | | | | | | | | | | | |
| 2-3-1 | 0-0-0 | 0-1-1 | | CONFERENCE | 0-1-0 | | 2-1-0 | | 0-0-0 | | |
| 1-1-0 | 0-0-0 | 0-0-0 | | HOME | 0-0-0 | | 1-1-0 | | 0-0-0 | | |
| 1-2-1 | 0-0-0 | 0-1-1 | | AWAY | 0-1-0 | | 1-0-0 | | 0-0-0 | | |
| 0-0-0 | 0-0-0 | 0-0-0 | | NEUTRAL | 0-0-0 | | 0-0-0 | | 0-0-0 | | |
| <hr/> | | | | | | | | | | | |
| RPI S | Opponent | Score | RPI S | Opponent | Score | RPI S | Opponent | Score | RPI S | Opponent | Score |
| | | | 35 A | American | 0 0 | 73 A | Rutgers | 0 1 | 108 H | Quinnipiac | 0 0 |
| | | | 36 A | Boston U. | 0 2 | 89 H | Air Force | 0 0 | 120 H | Loyola Maryland | 2 1 |
| | | | | | | 95 A | Lehigh | 1 2 | 122 H | Bucknell | 1 2 |
| | | | | | | | | | 125 A | Colgate | 2 1 |
| | | | | | | | | | 137 A | Marist | 1 1 |
| | | | | | | | | | 139 H | Fairfield | 0 1 |
| | | | | | | | | | 141 A | Saint Joseph's | 1 0 |
| | | | | | | | | | 155 H | St. Francis Brooklyn | 0 2 |
| | | | | | | | | | 157 A | Binghamton | 1 0 |
| | | | | | | | | | 169 H | Central Conn. St. | 3 0 |
| <hr/> | | | | | | | | | | | |
| LAST 10 GAMES | | | | | | | | | | | |
| | | | 95 A | Lehigh | 1 2 | 36 A | Boston U. | 0 2 | | | |
| | | | 73 A | Rutgers | 0 1 | 122 H | Bucknell | 1 2 | | | |
| | | | 35 A | American | 0 0 | 169 H | Central Conn. St. | 3 0 | | | |
| | | | 120 H | Loyola Maryland | 2 1 | 155 H | St. Francis Brooklyn | 0 2 | | | |
| | | | 125 A | Colgate | 2 1 | 137 A | Marist | 1 1 | | | |

Non-Div. I Games:

Army

| Average RPI Win: 147 | | WON-LOST RECORD | | WINNING PCT. RANK | | LAST 10 GAMES | | STRENGTH OF SCHEDULE | | OPP. STRENGTH OF SCHEDULE | | TEAM RPI | | ADJ RPI | | CONF. RPI | | ADJ CONF. RPI | |
|----------------------|---|-----------------|--|-------------------|--|----------------|---|----------------------|--|---------------------------|---|----------|---|--------------------|-----|-----------|----------|---------------|---|
| DIV. I ONLY | | 5-6-3 | | .46429 121 | | 3-4-3 | | 111 | | 137 | | 127 | | .47246 120 | | 7 | | 7 | |
| DIV. I NON-CONF. | | 3-3-2 | | .5 101 | | 1-1-2 | | 121 | | 178 | | 138 | | .46277 131 | | 10 | | 10 | |
| TOTALS | | RPI 1-25 | | RPI 26-50 | | W-L RECORDS | | RPI 51-100 | | RPI 101-150 | | RPI 150+ | | | | | | | |
| 5-6-3 | | 0-0-0 | | 0-0-1 | | OVERALL | | 1-3-1 | | 2-3-1 | | 2-0-0 | | | | | | | |
| 4-1-1 | | 0-0-0 | | 0-0-1 | | HOME | | 1-0-0 | | 1-1-0 | | 2-0-0 | | | | | | | |
| 1-5-2 | | 0-0-0 | | 0-0-0 | | AWAY | | 0-3-1 | | 1-2-1 | | 0-0-0 | | | | | | | |
| 0-0-0 | | 0-0-0 | | 0-0-0 | | NEUTRAL | | 0-0-0 | | 0-0-0 | | 0-0-0 | | | | | | | |
| 3-3-2 | | 0-0-0 | | 0-0-0 | | NON-CONFERENCE | | 0-2-1 | | 1-1-1 | | 2-0-0 | | | | | | | |
| 2-0-0 | | 0-0-0 | | 0-0-0 | | HOME | | 0-0-0 | | 0-0-0 | | 2-0-0 | | | | | | | |
| 1-3-2 | | 0-0-0 | | 0-0- | | AWAY | | 0-2-1 | | 1-1-1 | | 0-0-0 | | | | | | | |
| 0-0-0 | | 0-0-0 | | 0-0-0 | | NEUTRAL | | 0-0-0 | | 0-0-0 | | 0-0-0 | | | | | | | |
| 2-3-1 | | 0-0-0 | | 0-0-1 | | CONFERENCE | | 1-1-0 | | 1-2-0 | | 0-0-0 | | | | | | | |
| 2-1-1 | | 0-0-0 | | 0-0-1 | | HOME | | 1-0-0 | | 1-1-0 | | 0-0-0 | | | | | | | |
| 0-2-0 | | 0-0-0 | | 0-0-0 | | AWAY | | 0-1-0 | | 0-1-0 | | 0-0-0 | | | | | | | |
| 0-0-0 | | 0-0-0 | | 0-0-0 | | NEUTRAL | | 0-0-0 | | 0-0-0 | | 0-0-0 | | | | | | | |
| RPI | S | Opponent | | Score | | RPI | S | Opponent | | Score | | RPI | S | Opponent | | Score | | | |
| | | | | | | 36 | H | Boston U. | | 1 | 1 | 62 | A | Princeton | | 0 | 1 | | |
| | | | | | | | | | | | | 78 | A | UMBC | | 1 | 1 | | |
| | | | | | | | | | | | | 82 | A | Saint Francis (PA) | | 0 | 2 | | |
| | | | | | | | | | | | | 86 | A | Holy Cross | | 0 | 2 | | |
| | | | | | | | | | | | | 95 | H | Lehigh | | 2 | 1 | | |
| | | | | | | | | | | | | | | | 119 | A | Army | 1 | 2 |
| | | | | | | | | | | | | | | | 122 | H | Bucknell | 1 | 4 |
| | | | | | | | | | | | | | | | 125 | H | Colgate | 1 | 0 |
| | | | | | | | | | | | | | | | 128 | A | Stetson | 1 | 1 |
| | | | | | | | | | | | | | | | 136 | A | Campbell | 0 | 1 |
| | | | | | | | | | | | | | | | 147 | A | Drexel | 1 | 0 |
| | | | | | | | | | | | | | | | 167 | H | La Salle | 1 | 0 |
| | | | | | | | | | | | | | | | 199 | H | Howard | 1 | 0 |
| LAST 10 GAMES | | | | | | | | | | | | | | | | | | | |
| | | | | | | 36 | H | Boston U. | | 1 | 1 | 125 | H | Colgate | | 1 | 0 | | |
| | | | | | | 95 | H | Lehigh | | 2 | 1 | 86 | A | Holy Cross | | 0 | 2 | | |
| | | | | | | 62 | A | Princeton | | 0 | 1 | 78 | A | UMBC | | 1 | 1 | | |
| | | | | | | 119 | A | Army | | 1 | 2 | 167 | H | La Salle | | 1 | 0 | | |
| | | | | | | 122 | H | Bucknell | | 1 | 4 | 128 | A | Stetson | | 1 | 1 | | |

Non-Div. I Games:

Loyola Maryland

| Average RPI Win: | 161 | WON-LOST RECORD | WINNING PCT. RANK | LAST 10 GAMES | STRENGTH OF SCHEDULE | OPP. STRENGTH OF SCHEDULE | TEAM RPI | ADJ RPI | CONF. RPI | ADJ CONF. RPI | | |
|------------------|----------|-----------------|-------------------|----------------|----------------------|---------------------------|----------|-------------|-----------|----------------------|-------|----|
| DIV. I ONLY | | 7-6-2 | .53333 | 98 | 3-5-2 | 152 | 135 | 123 | .47238 | 121 | 17 | 17 |
| DIV. I NON-CONF. | | 5-4-1 | .55 | 94 | 1-3-1 | 103 | 123 | 101 | .49323 | 104 | 16 | 17 |
| <hr/> | | | | | | | | | | | | |
| TOTALS | RPI 1-25 | RPI 26-50 | | W-L RECORDS | | RPI 51-100 | | RPI 101-150 | | RPI 150+ | | |
| 7-6-2 | 0-0-0 | 0-2-0 | | OVERALL | | 0-2-1 | | 1-0-1 | | 6-2-0 | | |
| 3-3-0 | 0-0-0 | 0-1-0 | | HOME | | 0-2-0 | | 0-0-0 | | 3-0-0 | | |
| 2-3-2 | 0-0-0 | 0-1-0 | | AWAY | | 0-0-1 | | 1-0-1 | | 1-2-0 | | |
| 2-0-0 | 0-0-0 | 0-0-0 | | NEUTRAL | | 0-0-0 | | 0-0-0 | | 2-0-0 | | |
| <hr/> | | | | | | | | | | | | |
| 5-4-1 | 0-0-0 | 0-2-0 | | NON-CONFERENCE | | 0-1-1 | | 1-0-0 | | 4-1-0 | | |
| 2-2-0 | 0-0-0 | 0-1-0 | | HOME | | 0-1-0 | | 0-0-0 | | 2-0-0 | | |
| 1-2-1 | 0-0-0 | 0-0- | | AWAY | | 0-0-1 | | 1-0-0 | | 0-1-0 | | |
| 2-0-0 | 0-0-0 | 0-0-0 | | NEUTRAL | | 0-0-0 | | 0-0-0 | | 2-0-0 | | |
| <hr/> | | | | | | | | | | | | |
| 2-2-1 | 0-0-0 | 0-0-0 | | CONFERENCE | | 0-1-0 | | 0-0-1 | | 2-1-0 | | |
| 1-1-0 | 0-0-0 | 0-0-0 | | HOME | | 0-1-0 | | 0-0-0 | | 1-0-0 | | |
| 1-1-1 | 0-0-0 | 0-0-0 | | AWAY | | 0-0-0 | | 0-0-1 | | 1-1-0 | | |
| 0-0-0 | 0-0-0 | 0-0-0 | | NEUTRAL | | 0-0-0 | | 0-0-0 | | 0-0-0 | | |
| <hr/> | | | | | | | | | | | | |
| RPI | S | Opponent | Score | RPI | S | Opponent | Score | RPI | S | Opponent | Score | |
| 27 | A | UAB | 1 4 | 54 | H | Hofstra | 0 1 | 106 | A | James Madison | 2 0 | |
| 38 | H | Dartmouth | 1 2 | 65 | A | Brown | 0 0 | 143 | A | UMass Lowell | 0 0 | |
| | | | | 94 | H | Hartford | 0 1 | 155 | H | St. Francis Brooklyn | 2 1 | |
| | | | | | | | | 157 | A | Binghamton | 1 0 | |
| | | | | | | | | 167 | H | La Salle | 2 1 | |
| | | | | | | | | 168 | A | Albany (NY) | 1 2 | |
| | | | | | | | | 169 | A | Central Conn. St. | 0 1 | |
| | | | | | | | | 175 | H | Stony Brook | 2 0 | |
| | | | | | | | | 176 | N | Jacksonville | 3 2 | |
| | | | | | | | | 188 | N | Appalachian St. | 3 1 | |
| <hr/> | | | | | | | | | | | | |
| LAST 10 GAMES | | | | | | | | | | | | |
| 94 | H | Hartford | 0 1 | 38 | H | Dartmouth | 1 2 | | | | | |
| 157 | A | Binghamton | 1 0 | 169 | A | Central Conn. St. | 0 1 | | | | | |
| 143 | A | UMass Lowell | 0 0 | 65 | A | Brown | 0 0 | | | | | |
| 175 | H | Stony Brook | 2 0 | 54 | H | Hofstra | 0 1 | | | | | |
| 168 | A | Albany (NY) | 1 2 | 176 | N | Jacksonville | 3 2 | | | | | |

Non-Div. I Games:

Vermont

[illegible]

Non-Div. I Games:

Bucknell

| Average RPI Win: 156 | | WON-LOST | WINNING | LAST 10 | STRENGTH OF | | OPP. STRENGTH | TEAM | ADJ | | CONF. | ADJ CONF. | | |
|-----------------------|-------|-----------|-----------|----------------|----------------------|-------|---------------|-------|-------------|--------------------------|----------|--------------------|-------|---|
| Average RPI Loss: 110 | | RECORD | PCT. RANK | GAMES | SCHEDULE | | OF SCHEDULE | RPI | RPI | | RPI | RPI | | |
| DIV. I ONLY | | 9-5-1 | .63333 | 45 | 7-2-1 | | 193 | 166 | 119 | .4715 | 123 | 18 | 18 | |
| DIV. I NON-CONF. | | 4-3-0 | .57143 | 75 | 2-0-0 | | 199 | 161 | 145 | .44911 | 146 | 20 | 21 | |
| TOTALS | | RPI 1-25 | RPI 26-50 | | W-L RECORDS | | RPI 51-100 | | RPI 101-150 | | RPI 150+ | | | |
| 9-5-1 | 0-1-0 | 0-0-0 | | OVERALL | | 1-1-0 | | 2-1-1 | | 6-2-0 | | | | |
| 6-0-0 | 0-0-0 | 0-0-0 | | HOME | | 0-0-0 | | 2-0-0 | | 4-0-0 | | | | |
| 3-4-1 | 0-1-0 | 0-0-0 | | AWAY | | 1-0-0 | | 0-1-1 | | 2-2-0 | | | | |
| 0-1-0 | 0-0-0 | 0-0-0 | | NEUTRAL | | 0-1-0 | | 0-0-0 | | 0-0-0 | | | | |
| 4-3-0 | 0-1-0 | 0-0-0 | | NON-CONFERENCE | | 0-1-0 | | 0-0-0 | | 4-1-0 | | | | |
| 2-0-0 | 0-0-0 | 0-0-0 | | HOME | | 0-0-0 | | 0-0-0 | | 2-0-0 | | | | |
| 2-2-0 | 0-1-0 | 0-0- | | AWAY | | 0-0-0 | | 0-0-0 | | 2-1-0 | | | | |
| 0-1-0 | 0-0-0 | 0-0-0 | | NEUTRAL | | 0-1-0 | | 0-0-0 | | 0-0-0 | | | | |
| 5-2-1 | 0-0-0 | 0-0-0 | | CONFERENCE | | 1-0-0 | | 2-1-1 | | 2-1-0 | | | | |
| 4-0-0 | 0-0-0 | 0-0-0 | | HOME | | 0-0-0 | | 2-0-0 | | 2-0-0 | | | | |
| 1-2-1 | 0-0-0 | 0-0-0 | | AWAY | | 1-0-0 | | 0-1-1 | | 0-1-0 | | | | |
| 0-0-0 | 0-0-0 | 0-0-0 | | NEUTRAL | | 0-0-0 | | 0-0-0 | | 0-0-0 | | | | |
| RPI | S | Opponent | Score | | RPI | S | Opponent | Score | | RPI | S | Opponent | Score | |
| 5 | A | Charlotte | 2 | 3 | | | | | | 103 | A | East Tenn. St. | 3 | 3 |
| | | | | | | | 58 N Winthrop | 0 | 1 | | | | | |
| | | | | | | | 70 A Furman | 2 | 0 | 103 | H | East Tenn. St. | 4 | 3 |
| | | | | | | | | | | 117 | A | Mercer | 2 | 3 |
| | | | | | | | | | | 117 | H | Mercer | 2 | 1 |
| | | | | | | | | | | 166 | A | UNC Greensboro | 1 | 2 |
| | | | | | | | | | | 166 | H | UNC Greensboro | 1 | 0 |
| | | | | | | | | | | 170 | H | Col. of Charleston | 2 | 0 |
| | | | | | | | | | | 176 | A | Jacksonville | 3 | 1 |
| | | | | | | | | | | 194 | A | Gardner-Webb | 3 | 0 |
| | | | | | | | | | | 200 | H | USC Upstate | 3 | 2 |
| | | | | | | | | | | 203 | A | Presbyterian | 1 | 2 |
| | | | | | | | | | | 205 | H | VMI | 7 | 1 |
| LAST 10 GAMES | | | | | | | | | | | | | | |
| | | | | | 166 H UNC Greensboro | | 1 | 0 | | 70 A Furman | | 2 | 0 | |
| | | | | | 117 A Mercer | | 2 | 3 | | 166 A UNC Greensboro | | 1 | 2 | |
| | | | | | 103 A East Tenn. St. | | 3 | 3 | | 103 H East Tenn. St. | | 4 | 3 | |
| | | | | | 117 H Mercer | | 2 | 1 | | 170 H Col. of Charleston | | 2 | 0 | |
| | | | | | 205 H VMI | | 7 | 1 | | 200 H USC Upstate | | 3 | 2 | |

Non-Div. I Games:

Wofford

| Average RPI Win: 128 | | WON-LOST RECORD | WINNING PCT. RANK | LAST 10 GAMES | STRENGTH OF SCHEDULE | OPP. STRENGTH OF SCHEDULE | TEAM RPI | ADJ RPI | CONF. RPI | ADJ CONF. RPI | | | |
|----------------------|---|--------------------|----------------------|------------------|-------------------------|------------------------------|-------------|------------|--------------|------------------|-------|--------------|-----|
| Average RPI Loss: 84 | | | | | | | | | | | | | |
| DIV. I ONLY | | 5-6-1 | .45833 | 127 | 4-5-1 | 137 | 62 | 126 | .47107 | 124 | 10 | 10 | |
| DIV. I NON-CONF. | | 4-4-0 | .5 | 101 | 3-3-0 | 176 | 86 | 148 | .44797 | 149 | 11 | 11 | |
| <hr/> | | | | | | | | | | | | | |
| TOTALS | | RPI 1-25 | | RPI 26-50 | | W-L RECORDS | | RPI 51-100 | | RPI 101-150 | | RPI 150+ | |
| 5-6-1 | | 0-0-0 | | 0-1-0 | | OVERALL | | 2-3-1 | | 0-2-0 | | 3-0-0 | |
| 2-3-1 | | 0-0-0 | | 0-1-0 | | HOME | | 1-1-1 | | 0-1-0 | | 1-0-0 | |
| 3-3-0 | | 0-0-0 | | 0-0-0 | | AWAY | | 1-2-0 | | 0-1-0 | | 2-0-0 | |
| 0-0-0 | | 0-0-0 | | 0-0-0 | | NEUTRAL | | 0-0-0 | | 0-0-0 | | 0-0-0 | |
| 4-4-0 | | 0-0-0 | | 0-0-0 | | NON-CONFERENCE | | 1-2-0 | | 0-2-0 | | 3-0-0 | |
| 2-2-0 | | 0-0-0 | | 0-0-0 | | HOME | | 1-1-0 | | 0-1-0 | | 1-0-0 | |
| 2-2-0 | | 0-0-0 | | 0-0- | | AWAY | | 0-1-0 | | 0-1-0 | | 2-0-0 | |
| 0-0-0 | | 0-0-0 | | 0-0-0 | | NEUTRAL | | 0-0-0 | | 0-0-0 | | 0-0-0 | |
| 1-2-1 | | 0-0-0 | | 0-1-0 | | CONFERENCE | | 1-1-1 | | 0-0-0 | | 0-0-0 | |
| 0-1-1 | | 0-0-0 | | 0-1-0 | | HOME | | 0-0-1 | | 0-0-0 | | 0-0-0 | |
| 1-1-0 | | 0-0-0 | | 0-0-0 | | AWAY | | 1-1-0 | | 0-0-0 | | 0-0-0 | |
| 0-0-0 | | 0-0-0 | | 0-0-0 | | NEUTRAL | | 0-0-0 | | 0-0-0 | | 0-0-0 | |
| RPI | S | Opponent | Score | RPI | S | Opponent | Score | RPI | S | Opponent | Score | | |
| | | | | 38 | H | Dartmouth | 0 1 | 62 | H | Princeton | 1 1 | | |
| | | | | | | | | 65 | A | Brown | 0 1 | | |
| | | | | | | | | 68 | H | Seton Hall | 0 1 | | |
| | | | | | | | | 76 | H | Michigan | 3 0 | | |
| | | | | | | | | 83 | A | Penn | 2 1 | | |
| | | | | | | | | 88 | A | Iona | 0 2 | | |
| | | | | | | | | | | 108 | A | Quinnipiac | 0 2 |
| | | | | | | | | | | 137 | H | Marist | 2 3 |
| | | | | | | | | | | 152 | H | Fordham | 2 0 |
| | | | | | | | | | | 157 | A | Binghamton | 1 0 |
| | | | | | | | | | | 171 | A | LIU Brooklyn | 3 2 |
| <hr/> | | | | | | | | | | | | | |
| LAST 10 GAMES | | | | | | | | | | | | | |
| | | | | 38 | H | Dartmouth | 0 1 | 65 | A | Brown | 0 1 | | |
| | | | | 157 | A | Binghamton | 1 0 | 88 | A | Iona | 0 2 | | |
| | | | | 62 | H | Princeton | 1 1 | 152 | H | Fordham | 2 0 | | |
| | | | | 83 | A | Penn | 2 1 | 108 | A | Quinnipiac | 0 2 | | |
| | | | | 68 | H | Seton Hall | 0 1 | 171 | A | LIU Brooklyn | 3 2 | | |

Non-Div. I Games:

Columbia

| | | | | | | | | | | | | |
|------------------|----------|-----------------|-------------------|----------------|----------------------|---------------------------|----------|-------------|-----------|------------------|-------|----|
| Average RPI Win: | 124 | WON-LOST RECORD | WINNING PCT. RANK | LAST 10 GAMES | STRENGTH OF SCHEDULE | OPP. STRENGTH OF SCHEDULE | TEAM RPI | ADJ RPI | CONF. RPI | ADJ CONF. RPI | | |
| DIV. I ONLY | | 6-7-2 | .46667 | 116 | 5-4-1 | 124 | 100 | 125 | .47055 | 125 | 7 | 7 |
| DIV. I NON-CONF. | | 4-4-1 | .5 | 101 | 3-1-0 | 108 | 118 | 120 | .4725 | 121 | 10 | 10 |
| <hr/> | | | | | | | | | | | | |
| TOTALS | RPI 1-25 | RPI 26-50 | | W-L RECORDS | | RPI 51-100 | | RPI 101-150 | | RPI 150+ | | |
| 6-7-2 | 0-0-0 | 0-3-0 | | OVERALL | | 3-1-0 | | 1-3-1 | | 2-0-1 | | |
| 4-4-1 | 0-0-0 | 0-2-0 | | HOME | | 2-0-0 | | 0-2-1 | | 2-0-0 | | |
| 2-3-1 | 0-0-0 | 0-1-0 | | AWAY | | 1-1-0 | | 1-1-0 | | 0-0-1 | | |
| 0-0-0 | 0-0-0 | 0-0-0 | | NEUTRAL | | 0-0-0 | | 0-0-0 | | 0-0-0 | | |
| <hr/> | | | | | | | | | | | | |
| 4-4-1 | 0-0-0 | 0-2-0 | | NON-CONFERENCE | | 2-1-0 | | 0-1-0 | | 2-0-1 | | |
| 4-2-0 | 0-0-0 | 0-1-0 | | HOME | | 2-0-0 | | 0-1-0 | | 2-0-0 | | |
| 0-2-1 | 0-0-0 | 0-0- | | AWAY | | 0-1-0 | | 0-0-0 | | 0-0-1 | | |
| 0-0-0 | 0-0-0 | 0-0-0 | | NEUTRAL | | 0-0-0 | | 0-0-0 | | 0-0-0 | | |
| <hr/> | | | | | | | | | | | | |
| 2-3-1 | 0-0-0 | 0-1-0 | | CONFERENCE | | 1-0-0 | | 1-2-1 | | 0-0-0 | | |
| 0-2-1 | 0-0-0 | 0-1-0 | | HOME | | 0-0-0 | | 0-1-1 | | 0-0-0 | | |
| 2-1-0 | 0-0-0 | 0-0-0 | | AWAY | | 1-0-0 | | 1-1-0 | | 0-0-0 | | |
| 0-0-0 | 0-0-0 | 0-0-0 | | NEUTRAL | | 0-0-0 | | 0-0-0 | | 0-0-0 | | |
| <hr/> | | | | | | | | | | | | |
| RPI | S | Opponent | Score | RPI | S | Opponent | Score | RPI | S | Opponent | Score | |
| | | | | 42 | H | Navy | 0 2 | | | | | |
| | | | | 47 | A | Loyola Marymount | 0 1 | | | | | |
| | | | | 50 | H | Cornell | 0 1 | | | | | |
| | | | | | | | | 55 | H | St. Mary's (CA) | 1 0 | |
| | | | | | | | | 59 | A | UC Santa Barbara | 1 4 | |
| | | | | | | | | 86 | A | Holy Cross | 3 2 | |
| | | | | | | | | 87 | H | Siena | 3 1 | |
| | | | | | | | | | | | | |
| | | | | | | | | | | | | |
| | | | | | | | | | | | | |
| | | | | | | | | | | | | |
| | | | | | | | | | | | | |
| | | | | | | | | | | | | |
| | | | | | | | | | | | | |
| | | | | | | | | | | | | |
| | | | | | | | | | | | | |
| | | | | | | | | | | | | |
| | | | | | | | | | | | | |
| | | | | | | | | | | | | |
| | | | | | | | | | | | | |
| | | | | | | | | | | | | |
| | | | | | | | | | | | | |
| | | | | | | | | | | | | |
| | | | | | | | | | | | | |
| | | | | | | | | | | | | |
| | | | | | | | | | | | | |
| | | | | | | | | | | | | |
| | | | | | | | | | | | | |
| | | | | | | | | | | | | |
| | | | | | | | | | | | | |
| | | | | | | | | | | | | |
| | | | | | | | | | | | | |
| | | | | | | | | | | | | |
| | | | | | | | | | | | | |
| | | | | | | | | | | | | |
| | | | | | | | | | | | | |
| | | | | | | | | | | | | |
| | | | | | | | | | | | | |
| | | | | | | | | | | | | |
| | | | | | | | | | | | | |
| | | | | | | | | | | | | |
| | | | | | | | | | | | | |
| | | | | | | | | | | | | |
| | | | | | | | | | | | | |
| | | | | | | | | | | | | |
| | | | | | | | | | | | | |
| | | | | | | | | | | | | |
| | | | | | | | | | | | | |
| | | | | | | | | | | | | |
| | | | | | | | | | | | | |
| | | | | | | | | | | | | |
| | | | | | | | | | | | | |
| | | | | | | | | | | | | |
| | | | | | | | | | | | | |
| | | | | | | | | | | | | |
| | | | | | | | | | | | | |
| | | | | | | | | | | | | |
| | | | | | | | | | | | | |
| | | | | | | | | | | | | |
| | | | | | | | | | | | | |
| | | | | | | | | | | | | |
| | | | | | | | | | | | | |
| | | | | | | | | | | | | |
| | | | | | | | | | | | | |
| | | | | | | | | | | | | |
| | | | | | | | | | | | | |
| | | | | | | | | | | | | |
| | | | | | | | | | | | | |
| | | | | | | | | | | | | |
| | | | | | | | | | | | | |
| | | | | | | | | | | | | |
| | | | | | | | | | | | | |
| | | | | | | | | | | | | |
| | | | | | | | | | | | | |
| | | | | | | | | | | | | |
| | | | | | | | | | | | | |
| | | | | | | | | | | | | |
| | | | | | | | | | | | | |

Non-Div. I Games:

Colgate

Liberty

Liberty

| Average RPI Win: 125 | | WON-LOST | WINNING | LAST 10 | STRENGTH OF SCHEDULE | OPP. STRENGTH OF SCHEDULE | TEAM RPI | ADJ RPI | CONF. RPI | ADJ CONF. RPI | | | | | | | |
|----------------------|---|----------------|-----------|-----------|----------------------|---------------------------|----------|-----------------|-----------|---------------|---|----------|---|-----------------|--|-------|---|
| Average RPI Loss: 37 | | RECORD | PCT. RANK | GAMES | | | | | | | | | | | | | |
| DIV. I ONLY | | 3-10-2 | .26667 | 180 | 2-6-2 | 45 | 23 | 132 | .46809 | 127 | 2 | 2 | | | | | |
| DIV. I NON-CONF. | | 3-4-2 | .44444 | 133 | 2-1-2 | 49 | 73 | 136 | .46554 | 129 | 1 | 1 | | | | | |
| <hr/> | | | | | | | | | | | | | | | | | |
| TOTALS | | RPI 1-25 | | RPI 26-50 | | W-L RECORDS | | RPI 51-100 | | RPI 101-150 | | RPI 150+ | | | | | |
| 3-10-2 | | 1-5-0 | | 0-2-0 | | OVERALL | | 0-3-1 | | 0-0-1 | | 2-0-0 | | | | | |
| 3-4-2 | | 1-1-0 | | 0-0-0 | | HOME | | 0-3-1 | | 0-0-1 | | 2-0-0 | | | | | |
| 0-6-0 | | 0-4-0 | | 0-2-0 | | AWAY | | 0-0-0 | | 0-0-0 | | 0-0-0 | | | | | |
| 0-0-0 | | 0-0-0 | | 0-0-0 | | NEUTRAL | | 0-0-0 | | 0-0-0 | | 0-0-0 | | | | | |
| 3-4-2 | | 1-1-0 | | 0-2-0 | | NON-CONFERENCE | | 0-1-1 | | 0-0-1 | | 2-0-0 | | | | | |
| 3-1-2 | | 1-0-0 | | 0-0-0 | | HOME | | 0-1-1 | | 0-0-1 | | 2-0-0 | | | | | |
| 0-3-0 | | 0-1-0 | | 0-0- | | AWAY | | 0-0-0 | | 0-0-0 | | 0-0-0 | | | | | |
| 0-0-0 | | 0-0-0 | | 0-0-0 | | NEUTRAL | | 0-0-0 | | 0-0-0 | | 0-0-0 | | | | | |
| 0-6-0 | | 0-4-0 | | 0-0-0 | | CONFERENCE | | 0-2-0 | | 0-0-0 | | 0-0-0 | | | | | |
| 0-3-0 | | 0-1-0 | | 0-0-0 | | HOME | | 0-2-0 | | 0-0-0 | | 0-0-0 | | | | | |
| 0-3-0 | | 0-3-0 | | 0-0-0 | | AWAY | | 0-0-0 | | 0-0-0 | | 0-0-0 | | | | | |
| 0-0-0 | | 0-0-0 | | 0-0-0 | | NEUTRAL | | 0-0-0 | | 0-0-0 | | 0-0-0 | | | | | |
| RPI | S | Opponent | | Score | | RPI | S | Opponent | | Score | | RPI | S | Opponent | | Score | |
| 8 | A | Georgetown | | 1 | 4 | 31 | A | George Mason | | 1 | 2 | 56 | H | San Francisco | | 1 | 2 |
| 15 | A | Michigan St. | | 1 | 2 | 44 | A | Marquette | | 0 | 2 | 66 | H | St. John's (NY) | | 1 | 1 |
| 19 | A | Penn St. | | 1 | 2 | | | | | | | 73 | H | Rutgers | | 2 | 3 |
| 21 | H | Xavier | | 4 | 0 | | | | | | | 76 | H | Michigan | | 1 | 2 |
| 22 | H | Ohio St. | | 0 | 2 | | | | | | | | | | | | |
| 23 | A | Maryland | | 0 | 2 | | | | | | | | | | | | |
| <hr/> | | | | | | | | | | | | | | | | | |
| LAST 10 GAMES | | | | | | | | | | | | | | | | | |
| 19 | A | Penn St. | | 1 | 2 | 193 | H | Green Bay | | 1 | 0 | | | | | | |
| 160 | H | Milwaukee | | 1 | 0 | 76 | H | Michigan | | 1 | 2 | | | | | | |
| 22 | H | Ohio St. | | 0 | 2 | 44 | A | Marquette | | 0 | 2 | | | | | | |
| 129 | H | Loyola Chicago | | 1 | 1 | 23 | A | Maryland | | 0 | 2 | | | | | | |
| 15 | A | Michigan St. | | 1 | 2 | 66 | H | St. John's (NY) | | 1 | 1 | | | | | | |

Non-Div. I Games:

Wisconsin

| | | | | | | | | | | | |
|--------------------|----------|----------------|-----------------------|----------------|-------------|-----------------------|-------|--------|-------|-----------|----|
| Average RPI Win: | 133 | WON-LOST | WINNING | LAST 10 | STRENGTH OF | OPP. STRENGTH | TEAM | ADJ | CONF. | ADJ CONF. | |
| Average RPI Loss: | 114 | RECORD | PCT. RANK | GAMES | SCHEDULE | OF SCHEDULE | RPI | RPI | RPI | RPI | |
| DIV. I ONLY | 7-5-2 | .57143 | 79 | 5-4-1 | 170 | 175 | 122 | .46634 | 128 | 22 | 22 |
| DIV. I NON-CONF. | 3-4-2 | .44444 | 133 | 1-3-1 | 173 | 127 | 125 | .46109 | 133 | 23 | 23 |
| TOTALS | RPI 1-25 | RPI 26-50 | W-L RECORDS | RPI 51-100 | RPI 101-150 | RPI 150+ | | | | | |
| 7-5-2 | 0-0-0 | 1-0-0 | OVERALL | 1-2-0 | 1-2-1 | 4-1-1 | | | | | |
| 4-1-1 | 0-0-0 | 0-0-0 | HOME | 0-0-0 | 0-1-1 | 4-0-0 | | | | | |
| 2-4-1 | 0-0-0 | 0-0-0 | AWAY | 1-2-0 | 1-1-0 | 0-1-1 | | | | | |
| 1-0-0 | 0-0-0 | 1-0-0 | NEUTRAL | 0-0-0 | 0-0-0 | 0-0-0 | | | | | |
| 3-4-2 | 0-0-0 | 1-0-0 | NON-CONFERENCE | 1-2-0 | 0-1-1 | 1-1-1 | | | | | |
| 1-1-1 | 0-0-0 | 0-0-0 | HOME | 0-0-0 | 0-1-1 | 1-0-0 | | | | | |
| 1-3-1 | 0-0-0 | 0-0- | AWAY | 1-2-0 | 0-0-0 | 0-1-1 | | | | | |
| 1-0-0 | 0-0-0 | 1-0-0 | NEUTRAL | 0-0-0 | 0-0-0 | 0-0-0 | | | | | |
| 4-1-0 | 0-0-0 | 0-0-0 | CONFERENCE | 0-0-0 | 1-1-0 | 3-0-0 | | | | | |
| 3-0-0 | 0-0-0 | 0-0-0 | HOME | 0-0-0 | 0-0-0 | 3-0-0 | | | | | |
| 1-1-0 | 0-0-0 | 0-0-0 | AWAY | 0-0-0 | 1-1-0 | 0-0-0 | | | | | |
| 0-0-0 | 0-0-0 | 0-0-0 | NEUTRAL | 0-0-0 | 0-0-0 | 0-0-0 | | | | | |
| RPI S Opponent | Score | RPI S Opponent | Score | RPI S Opponent | Score | RPI S Opponent | Score | | | | |
| | | 30 N Elon | 3 2 | 64 A Duke | 2 8 | 105 A Lipscomb | 3 1 | | | | |
| | | | | 85 A FIU | 2 1 | 110 A FGCU | 0 1 | | | | |
| | | | | 95 A Lehigh | 0 1 | 120 H Loyola Maryland | 1 1 | | | | |
| | | | | | | 136 H Campbell | 1 3 | | | | |
| | | | | | | 156 H North Florida | 6 0 | | | | |
| | | | | | | 167 A La Salle | 2 3 | | | | |
| | | | | | | 176 H Jacksonville | 1 0 | | | | |
| | | | | | | 177 H Ga. Southern | 5 2 | | | | |
| | | | | | | 191 A Fla. Atlantic | 1 1 | | | | |
| | | | | | | 200 H USC Upstate | 3 2 | | | | |
| LAST 10 GAMES | | | | | | | | | | | |
| 176 H Jacksonville | 1 | 0 | 156 H North Florida | 6 | 0 | 167 A La Salle | 2 3 | | | | |
| 200 H USC Upstate | 3 | 2 | 167 A La Salle | 2 | 3 | 95 A Lehigh | 0 1 | | | | |
| 105 A Lipscomb | 3 | 1 | 95 A Lehigh | 0 | 1 | 120 H Loyola Maryland | 1 1 | | | | |
| 177 H Ga. Southern | 5 | 2 | 120 H Loyola Maryland | 1 | 1 | 136 H Campbell | 1 3 | | | | |
| 110 A FGCU | 0 | 1 | 136 H Campbell | 1 | 3 | | | | | | |

Non-Div. I Games:

Stetson

| Average RPI Win: | | 100 | WON-LOST RECORD | | WINNING PCT. RANK | | LAST 10 GAMES | | STRENGTH OF SCHEDULE | | OPP. STRENGTH OF SCHEDULE | | TEAM RPI | | ADJ RPI | | CONF. RPI | | ADJ CONF. RPI | |
|--------------------|---|--------------|-----------------|-----------|-------------------|----------------|---------------|---------------------|----------------------|-------------|---------------------------|----------|----------|---------------|------------|-------|-----------|--|---------------|--|
| DIV. I ONLY | | | 5-4-5 | | .53571 96 | | 2-3-5 | | 143 | | 70 | | 121 | | .46541 129 | | 20 | | 19 | |
| DIV. I NON-CONF. | | | 4-3-3 | | .55 94 | | 1-2-3 | | 89 | | 39 | | 90 | | .50127 91 | | 15 | | 14 | |
| TOTALS | | RPI 1-25 | | RPI 26-50 | | W-L RECORDS | | RPI 51-100 | | RPI 101-150 | | RPI 150+ | | | | | | | | |
| 5-4-5 | | 0-1-0 | | 1-1-0 | | OVERALL | | 1-1-1 | | 3-0-3 | | 0-1-1 | | | | | | | | |
| 5-0-2 | | 0-0-0 | | 1-0-0 | | HOME | | 1-0-1 | | 3-0-1 | | 0-0-0 | | | | | | | | |
| 0-4-3 | | 0-1-0 | | 0-1-0 | | AWAY | | 0-1-0 | | 0-0-2 | | 0-1-1 | | | | | | | | |
| 0-0-0 | | 0-0-0 | | 0-0-0 | | NEUTRAL | | 0-0-0 | | 0-0-0 | | 0-0-0 | | | | | | | | |
| 4-3-3 | | 0-1-0 | | 1-1-0 | | NON-CONFERENCE | | 1-1-0 | | 2-0-3 | | 0-0-0 | | | | | | | | |
| 4-0-1 | | 0-0-0 | | 1-0-0 | | HOME | | 1-0-0 | | 2-0-1 | | 0-0-0 | | | | | | | | |
| 0-3-2 | | 0-1-0 | | 0-0- | | AWAY | | 0-1-0 | | 0-0-2 | | 0-0-0 | | | | | | | | |
| 0-0-0 | | 0-0-0 | | 0-0-0 | | NEUTRAL | | 0-0-0 | | 0-0-0 | | 0-0-0 | | | | | | | | |
| 1-1-2 | | 0-0-0 | | 0-0-0 | | CONFERENCE | | 0-0-1 | | 1-0-0 | | 0-1-1 | | | | | | | | |
| 1-0-1 | | 0-0-0 | | 0-0-0 | | HOME | | 0-0-1 | | 1-0-0 | | 0-0-0 | | | | | | | | |
| 0-1-1 | | 0-0-0 | | 0-0-0 | | AWAY | | 0-0-0 | | 0-0-0 | | 0-1-1 | | | | | | | | |
| 0-0-0 | | 0-0-0 | | 0-0-0 | | NEUTRAL | | 0-0-0 | | 0-0-0 | | 0-0-0 | | | | | | | | |
| RPI | S | Opponent | | Score | | RPI | S | Opponent | | Score | | RPI | S | Opponent | | Score | | | | |
| 15 | A | Michigan St. | | 0 1 | | 37 | A | Valparaiso | | 0 1 | | 61 | A | Butler | | 1 2 | | | | |
| | | | | | | 41 | H | Dayton | | 2 0 | | | | | | | | | | |
| | | | | | | | | | | | | 102 | H | Western Mich. | | 1 0 | | | | |
| | | | | | | | | | | | | 113 | H | Utah Valley | | 1 0 | | | | |
| | | | | | | | | | | | | 127 | A | Wisconsin | | 1 1 | | | | |
| | | | | | | | | | | | | 132 | A | DePaul | | 0 0 | | | | |
| | | | | | | | | | | | | 144 | H | Bradley | | 2 1 | | | | |
| | | | | | | | | | | | | 145 | H | Northern Ill. | | 0 0 | | | | |
| | | | | | | | | | | | | 178 | A | Drake | | 1 2 | | | | |
| | | | | | | | | | | | | 180 | A | Central Ark. | | 1 1 | | | | |
| LAST 10 GAMES | | | | | | | | | | | | | | | | | | | | |
| 180 A Central Ark. | | | | | | 1 1 | | 145 H Northern Ill. | | | | | | 0 0 | | | | | | |
| 99 H Ill.-Chicago | | | | | | 3 2 | | 132 A DePaul | | | | | | 0 0 | | | | | | |
| 69 H Missouri St. | | | | | | 0 0 | | 144 H Bradley | | | | | | 2 1 | | | | | | |
| 127 A Wisconsin | | | | | | 1 1 | | 37 A Valparaiso | | | | | | 0 1 | | | | | | |
| 178 A Drake | | | | | | 1 2 | | 61 A Butler | | | | | | 1 2 | | | | | | |

Non-Div. I Games:

Loyola Chicago

| Average RPI Win: | | 124 | WON-LOST RECORD | | WINNING PCT. RANK | | LAST 10 GAMES | | STRENGTH OF SCHEDULE | | OPP. STRENGTH OF SCHEDULE | | TEAM RPI | | ADJ RPI | | CONF. RPI | | ADJ CONF. RPI | | | | |
|------------------|---|------------|-----------------|-----------|-------------------|----------------|---------------|-------------------|----------------------|-------------|---------------------------|----------|----------|-------------------|---------|-------|-----------|-----|---------------|----------------|--|-------|---|
| DIV. I ONLY | | | 3-9-3 | | .3 | 172 | 2-5-3 | | 46 | | 90 | | 136 | | .45891 | | 130 | 6 | | 6 | | | |
| DIV. I NON-CONF. | | | 1-6-1 | | .1875 | 184 | 0-2-1 | | 66 | | 140 | | 146 | | .44898 | | 147 | 6 | | 6 | | | |
| TOTALS | | RPI 1-25 | | RPI 26-50 | | W-L RECORDS | | RPI 51-100 | | RPI 101-150 | | RPI 150+ | | | | | | | | | | | |
| 3-9-3 | | 1-1-0 | | 0-3-0 | | OVERALL | | 0-3-3 | | 0-2-0 | | 2-0-0 | | | | | | | | | | | |
| 2-3-3 | | 1-0-0 | | 0-0-0 | | HOME | | 0-2-3 | | 0-1-0 | | 1-0-0 | | | | | | | | | | | |
| 1-4-0 | | 0-1-0 | | 0-2-0 | | AWAY | | 0-1-0 | | 0-0-0 | | 1-0-0 | | | | | | | | | | | |
| 0-2-0 | | 0-0-0 | | 0-1-0 | | NEUTRAL | | 0-0-0 | | 0-1-0 | | 0-0-0 | | | | | | | | | | | |
| 1-6-1 | | 0-1-0 | | 0-2-0 | | NON-CONFERENCE | | 0-1-1 | | 0-2-0 | | 1-0-0 | | | | | | | | | | | |
| 1-2-1 | | 0-0-0 | | 0-0-0 | | HOME | | 0-1-1 | | 0-1-0 | | 1-0-0 | | | | | | | | | | | |
| 0-2-0 | | 0-1-0 | | 0-0- | | AWAY | | 0-0-0 | | 0-0-0 | | 0-0-0 | | | | | | | | | | | |
| 0-2-0 | | 0-0-0 | | 0-1-0 | | NEUTRAL | | 0-0-0 | | 0-1-0 | | 0-0-0 | | | | | | | | | | | |
| 2-3-2 | | 1-0-0 | | 0-1-0 | | CONFERENCE | | 0-2-2 | | 0-0-0 | | 1-0-0 | | | | | | | | | | | |
| 1-1-2 | | 1-0-0 | | 0-0-0 | | HOME | | 0-1-2 | | 0-0-0 | | 0-0-0 | | | | | | | | | | | |
| 1-2-0 | | 0-0-0 | | 0-1-0 | | AWAY | | 0-1-0 | | 0-0-0 | | 1-0-0 | | | | | | | | | | | |
| 0-0-0 | | 0-0-0 | | 0-0-0 | | NEUTRAL | | 0-0-0 | | 0-0-0 | | 0-0-0 | | | | | | | | | | | |
| RPI | S | Opponent | | Score | | RPI | S | Opponent | | Score | | RPI | S | Opponent | | Score | | RPI | S | Opponent | | Score | |
| 12 | H | UC Irvine | | 2 | 1 | 35 | N | American | | 0 | 1 | 52 | A | CSUN | | 1 | 2 | 113 | N | Utah Valley | | 0 | 1 |
| 17 | A | New Mexico | | 1 | 2 | 45 | A | UC Davis | | 0 | 1 | 59 | H | UC Santa Barbara | | 1 | 1 | 148 | H | Bakersfield | | 1 | 3 |
| | | | | | | 48 | A | UNLV | | 0 | 2 | 60 | H | San Diego | | 0 | 0 | 161 | A | Sacramento St. | | 4 | 0 |
| | | | | | | | | | | | | 67 | H | Cal St. Fullerton | | 1 | 1 | 198 | H | Pacific | | 5 | 1 |
| | | | | | | | | | | | | 84 | H | Cal Poly | | 0 | 1 | | | | | | |
| | | | | | | | | | | | | 90 | H | Santa Clara | | 0 | 1 | | | | | | |
| LAST 10 GAMES | | | | | | | | | | | | | | | | | | | | | | | |
| | | | | | | 67 | H | Cal St. Fullerton | | 1 | 1 | 45 | A | UC Davis | | 0 | 1 | | | | | | |
| | | | | | | 12 | H | UC Irvine | | 2 | 1 | 161 | A | Sacramento St. | | 4 | 0 | | | | | | |
| | | | | | | 52 | A | CSUN | | 1 | 2 | 48 | A | UNLV | | 0 | 2 | | | | | | |
| | | | | | | 59 | H | UC Santa Barbara | | 1 | 1 | 113 | N | Utah Valley | | 0 | 1 | | | | | | |
| | | | | | | 84 | H | Cal Poly | | 0 | 1 | 60 | H | San Diego | | 0 | 0 | | | | | | |

Non-Div. I Games:

UC Riverside

| Average RPI Win: 141 | | WON-LOST | WINNING | LAST 10 | STRENGTH OF | | OPP. STRENGTH | TEAM | ADJ | CONF. | ADJ CONF. |
|----------------------|----------|----------|-----------|----------------|-------------|-------|-----------------|-------|-------------|-----------------|-----------|
| Average RPI Loss: 98 | | RECORD | PCT. RANK | GAMES | SCHEDULE | | OF SCHEDULE | RPI | RPI | RPI | RPI |
| DIV. I ONLY | | 5-6-2 | .46154 | 125 | 3-6-1 | | 114 | 167 | 128 | .45835 | 131 |
| DIV. I NON-CONF. | | 4-4-1 | .5 | 101 | 2-4-0 | | 93 | 166 | 118 | .47521 | 117 |
| TOTALS | | RPI 1-25 | RPI 26-50 | | W-L RECORDS | | RPI 51-100 | | RPI 101-150 | | RPI 150+ |
| 5-6-2 | 0-0-0 | 0-1-0 | | OVERALL | | 1-2-0 | | 2-2-1 | | 2-1-1 | |
| 4-1-1 | 0-0-0 | 0-0-0 | | HOME | | 1-0-0 | | 1-1-1 | | 2-0-0 | |
| 1-5-1 | 0-0-0 | 0-1-0 | | AWAY | | 0-2-0 | | 1-1-0 | | 0-1-1 | |
| 0-0-0 | 0-0-0 | 0-0-0 | | NEUTRAL | | 0-0-0 | | 0-0-0 | | 0-0-0 | |
| 4-4-1 | 0-0-0 | 0-1-0 | | NON-CONFERENCE | | 1-2-0 | | 2-1-0 | | 1-0-1 | |
| 3-1-0 | 0-0-0 | 0-0-0 | | HOME | | 1-0-0 | | 1-1-0 | | 1-0-0 | |
| 1-3-1 | 0-0-0 | 0-0- | | AWAY | | 0-2-0 | | 1-0-0 | | 0-0-1 | |
| 0-0-0 | 0-0-0 | 0-0-0 | | NEUTRAL | | 0-0-0 | | 0-0-0 | | 0-0-0 | |
| 1-2-1 | 0-0-0 | 0-0-0 | | CONFERENCE | | 0-0-0 | | 0-1-1 | | 1-1-0 | |
| 1-0-1 | 0-0-0 | 0-0-0 | | HOME | | 0-0-0 | | 0-0-1 | | 1-0-0 | |
| 0-2-0 | 0-0-0 | 0-0-0 | | AWAY | | 0-0-0 | | 0-1-0 | | 0-1-0 | |
| 0-0-0 | 0-0-0 | 0-0-0 | | NEUTRAL | | 0-0-0 | | 0-0-0 | | 0-0-0 | |
| RPI S | Opponent | Score | RPI S | Opponent | Score | RPI S | Opponent | Score | RPI S | Opponent | Score |
| | | | 33 A | Tulsa | 1 4 | 69 A | Missouri St. | 0 2 | 101 A | Denver | 0 4 |
| | | | | | | 69 H | Missouri St. | 1 0 | 104 H | Omaha | 0 0 |
| | | | | | | 91 A | SMU | 0 2 | 107 H | Memphis | 0 3 |
| | | | | | | | | | 140 A | Incarnate Word | 2 1 |
| | | | | | | | | | 140 H | Incarnate Word | 3 2 |
| | | | | | | | | | 159 H | IUPUI | 2 1 |
| | | | | | | | | | 189 A | IPFW | 0 1 |
| | | | | | | | | | 195 A | Houston Baptist | 1 1 |
| | | | | | | | | | 195 H | Houston Baptist | 4 3 |
| LAST 10 GAMES | | | | | | | | | | | |
| | | | 159 H | IUPUI | 2 1 | 140 H | Incarnate Word | 3 2 | | | |
| | | | 107 H | Memphis | 0 3 | 101 A | Denver | 0 4 | | | |
| | | | 189 A | IPFW | 0 1 | 195 H | Houston Baptist | 4 3 | | | |
| | | | 69 A | Missouri St. | 0 2 | 91 A | SMU | 0 2 | | | |
| | | | 104 H | Omaha | 0 0 | 33 A | Tulsa | 1 4 | | | |

Non-Div. I Games:

Oral Roberts

| Average RPI Win: 138 | | WON-LOST RECORD | | WINNING PCT. RANK | | LAST 10 GAMES | | STRENGTH OF SCHEDULE | | OPP. STRENGTH OF SCHEDULE | | TEAM RPI | | ADJ RPI | | CONF. RPI | | ADJ CONF. RPI | |
|----------------------|---|-----------------|--|-------------------|--|----------------|---|----------------------|---|---------------------------|--|----------|---|------------|---|----------------|--|---------------|--|
| DIV. I ONLY | | 4-7-4 | | .4 140 | | 2-5-3 | | 112 | | 69 | | 141 | | .45712 132 | | 4 | | 4 | |
| DIV. I NON-CONF. | | 3-4-2 | | .44444 133 | | 1-2-1 | | 146 | | 164 | | 164 | | .43364 159 | | 4 | | 4 | |
| TOTALS | | RPI 1-25 | | RPI 26-50 | | W-L RECORDS | | RPI 51-100 | | RPI 101-150 | | RPI 150+ | | | | | | | |
| 4-7-4 | | 0-3-0 | | 0-0-0 | | OVERALL | | 1-2-2 | | 1-1-1 | | 2-1-1 | | | | | | | |
| 3-2-2 | | 0-1-0 | | 0-0-0 | | HOME | | 1-0-1 | | 1-1-1 | | 1-0-0 | | | | | | | |
| 1-5-2 | | 0-2-0 | | 0-0-0 | | AWAY | | 0-2-1 | | 0-0-0 | | 1-1-1 | | | | | | | |
| 0-0-0 | | 0-0-0 | | 0-0-0 | | NEUTRAL | | 0-0-0 | | 0-0-0 | | 0-0-0 | | | | | | | |
| 3-4-2 | | 0-1-0 | | 0-0-0 | | NON-CONFERENCE | | 0-1-0 | | 1-1-1 | | 2-1-1 | | | | | | | |
| 2-1-1 | | 0-0-0 | | 0-0-0 | | HOME | | 0-0-0 | | 1-1-1 | | 1-0-0 | | | | | | | |
| 1-3-1 | | 0-1-0 | | 0-0- | | AWAY | | 0-1-0 | | 0-0-0 | | 1-1-1 | | | | | | | |
| 0-0-0 | | 0-0-0 | | 0-0-0 | | NEUTRAL | | 0-0-0 | | 0-0-0 | | 0-0-0 | | | | | | | |
| 1-3-2 | | 0-2-0 | | 0-0-0 | | CONFERENCE | | 1-1-2 | | 0-0-0 | | 0-0-0 | | | | | | | |
| 1-1-1 | | 0-1-0 | | 0-0-0 | | HOME | | 1-0-1 | | 0-0-0 | | 0-0-0 | | | | | | | |
| 0-2-1 | | 0-1-0 | | 0-0-0 | | AWAY | | 0-1-1 | | 0-0-0 | | 0-0-0 | | | | | | | |
| 0-0-0 | | 0-0-0 | | 0-0-0 | | NEUTRAL | | 0-0-0 | | 0-0-0 | | 0-0-0 | | | | | | | |
| RPI | S | Opponent | | Score | | RPI | S | Opponent | | Score | | RPI | S | Opponent | | Score | | | |
| 8 | H | Georgetown | | 0 2 | | | | 61 | H | Butler | | 0 0 | | 102 | H | Western Mich. | | 0 1 | |
| 20 | A | Northwestern | | 0 1 | | | | 66 | A | St. John's (NY) | | 1 1 | | 113 | H | Utah Valley | | 1 0 | |
| 21 | A | Xavier | | 0 2 | | | | 68 | H | Seton Hall | | 3 1 | | 129 | H | Loyola Chicago | | 0 0 | |
| | | | | | | | | 81 | A | Villanova | | 0 4 | | 151 | A | SIUE | | 1 1 | |
| | | | | | | | | 99 | A | Ill.-Chicago | | 1 2 | | 160 | A | Milwaukee | | 1 2 | |
| | | | | | | | | | | | | | | 178 | H | Drake | | 3 2 | |
| | | | | | | | | | | | | | | 193 | A | Green Bay | | 4 3 | |
| LAST 10 GAMES | | | | | | | | | | | | | | | | | | | |
| 66 | A | St. John's (NY) | | 1 1 | | 129 | H | Loyola Chicago | | 0 0 | | | | | | | | | |
| 61 | H | Butler | | 0 0 | | 68 | H | Seton Hall | | 3 1 | | | | | | | | | |
| 21 | A | Xavier | | 0 2 | | 20 | A | Northwestern | | 0 1 | | | | | | | | | |
| 8 | H | Georgetown | | 0 2 | | 99 | A | Ill.-Chicago | | 1 2 | | | | | | | | | |
| 81 | A | Villanova | | 0 4 | | 178 | H | Drake | | 3 2 | | | | | | | | | |

Non-Div. I Games:

DePaul

| Average RPI Win: | | 144 | WON-LOST RECORD | | WINNING PCT. RANK | | LAST 10 GAMES | | STRENGTH OF SCHEDULE | | OPP. STRENGTH OF SCHEDULE | | TEAM RPI | | ADJ RPI | | CONF. RPI | | ADJ CONF. RPI | | | | |
|-------------------|---|------------|-----------------|-----------|-------------------|----------------|---------------|-----------------|----------------------|-------------|---------------------------|----------|----------|-----------------|------------|-------|-----------|-----|---------------|------------|--|-------|---|
| Average RPI Loss: | | 61 | | | | | | | | | | | | | | | | | | | | | |
| DIV. I ONLY | | | 4-7-3 | | .39286 147 | | 3-6-1 | | 113 | | 104 | | 145 | | .45685 133 | | 12 | | 12 | | | | |
| DIV. I NON-CONF. | | | 1-5-3 | | .27778 171 | | 0-4-1 | | 74 | | 103 | | 123 | | .47447 118 | | 7 | | 7 | | | | |
| TOTALS | | RPI 1-25 | | RPI 26-50 | | W-L RECORDS | | RPI 51-100 | | RPI 101-150 | | RPI 150+ | | | | | | | | | | | |
| 4-7-3 | | 0-1-0 | | 0-2-0 | | OVERALL | | 1-3-1 | | 1-1-2 | | 2-0-0 | | | | | | | | | | | |
| 3-2-2 | | 0-1-0 | | 0-0-0 | | HOME | | 0-1-1 | | 1-0-1 | | 2-0-0 | | | | | | | | | | | |
| 1-5-1 | | 0-0-0 | | 0-2-0 | | AWAY | | 1-2-0 | | 0-1-1 | | 0-0-0 | | | | | | | | | | | |
| 0-0-0 | | 0-0-0 | | 0-0-0 | | NEUTRAL | | 0-0-0 | | 0-0-0 | | 0-0-0 | | | | | | | | | | | |
| 1-5-3 | | 0-1-0 | | 0-2-0 | | NON-CONFERENCE | | 0-1-1 | | 0-1-2 | | 1-0-0 | | | | | | | | | | | |
| 1-2-2 | | 0-1-0 | | 0-0-0 | | HOME | | 0-1-1 | | 0-0-1 | | 1-0-0 | | | | | | | | | | | |
| 0-3-1 | | 0-0-0 | | 0-0- | | AWAY | | 0-0-0 | | 0-1-1 | | 0-0-0 | | | | | | | | | | | |
| 0-0-0 | | 0-0-0 | | 0-0-0 | | NEUTRAL | | 0-0-0 | | 0-0-0 | | 0-0-0 | | | | | | | | | | | |
| 3-2-0 | | 0-0-0 | | 0-0-0 | | CONFERENCE | | 1-2-0 | | 1-0-0 | | 1-0-0 | | | | | | | | | | | |
| 2-0-0 | | 0-0-0 | | 0-0-0 | | HOME | | 0-0-0 | | 1-0-0 | | 1-0-0 | | | | | | | | | | | |
| 1-2-0 | | 0-0-0 | | 0-0-0 | | AWAY | | 1-2-0 | | 0-0-0 | | 0-0-0 | | | | | | | | | | | |
| 0-0-0 | | 0-0-0 | | 0-0-0 | | NEUTRAL | | 0-0-0 | | 0-0-0 | | 0-0-0 | | | | | | | | | | | |
| RPI | S | Opponent | | Score | | RPI | S | Opponent | | Score | | RPI | S | Opponent | | Score | | RPI | S | Opponent | | Score | |
| 6 | H | Washington | | 1 | 2 | 40 | A | Oregon St. | | 0 | 2 | 55 | A | St. Mary's (CA) | | 5 | 1 | 101 | A | Denver | | 1 | 2 |
| | | | | | | 49 | A | South Fla. | | 0 | 2 | 56 | A | San Francisco | | 2 | 3 | 110 | A | FGCU | | 0 | 0 |
| | | | | | | | | | | | | 87 | H | Siena | | 1 | 2 | 138 | H | Gonzaga | | 1 | 0 |
| | | | | | | | | | | | | 90 | A | Santa Clara | | 1 | 2 | 150 | H | Evansville | | 1 | 1 |
| | | | | | | | | | | | | 96 | H | Duquesne | | 1 | 1 | 185 | H | UCF | | 1 | 0 |
| | | | | | | | | | | | | | | | | | | 198 | H | Pacific | | 5 | 2 |
| LAST 10 GAMES | | | | | | | | | | | | | | | | | | | | | | | |
| | | | | | | 90 | A | Santa Clara | | 1 | 2 | 6 | H | Washington | | 1 | 2 | | | | | | |
| | | | | | | 56 | A | San Francisco | | 2 | 3 | 101 | A | Denver | | 1 | 2 | | | | | | |
| | | | | | | 138 | H | Gonzaga | | 1 | 0 | 40 | A | Oregon St. | | 0 | 2 | | | | | | |
| | | | | | | 198 | H | Pacific | | 5 | 2 | 87 | H | Siena | | 1 | 2 | | | | | | |
| | | | | | | 55 | A | St. Mary's (CA) | | 5 | 1 | 96 | H | Duquesne | | 1 | 1 | | | | | | |

Non-Div. I Games:

Portland

| | | | | | | | | | | | |
|-------------------|----------|-----------|----------------|-----------------|-------------|---------------|--------------------|--------|-------|-----------------|-------|
| Average RPI Win: | 142 | WON-LOST | WINNING | LAST 10 | STRENGTH OF | OPP. STRENGTH | TEAM | ADJ | CONF. | ADJ CONF. | |
| Average RPI Loss: | 101 | RECORD | PCT. RANK | GAMES | SCHEDULE | OF SCHEDULE | RPI | RPI | RPI | RPI | |
| DIV. I ONLY | 6-7-1 | .46429 | 121 | 3-6-1 | 136 | 165 | 134 | .45499 | 134 | 11 | 11 |
| DIV. I NON-CONF. | 4-5-0 | .44444 | 133 | 1-4-0 | 126 | 162 | 130 | .45933 | 136 | 12 | 12 |
| TOTALS | RPI 1-25 | RPI 26-50 | W-L RECORDS | RPI 51-100 | RPI 101-150 | RPI 150+ | | | | | |
| 6-7-1 | 0-0-0 | 1-1-0 | OVERALL | 1-4-0 | 0-0-1 | 4-2-0 | | | | | |
| 2-2-1 | 0-0-0 | 0-0-0 | HOME | 1-1-0 | 0-0-1 | 1-1-0 | | | | | |
| 3-5-0 | 0-0-0 | 1-1-0 | AWAY | 0-3-0 | 0-0-0 | 2-1-0 | | | | | |
| 1-0-0 | 0-0-0 | 0-0-0 | NEUTRAL | 0-0-0 | 0-0-0 | 1-0-0 | | | | | |
| 4-5-0 | 0-0-0 | 1-1-0 | NON-CONFERENCE | 1-2-0 | 0-0-0 | 2-2-0 | | | | | |
| 1-2-0 | 0-0-0 | 0-0-0 | HOME | 1-1-0 | 0-0-0 | 0-1-0 | | | | | |
| 2-3-0 | 0-0-0 | 1-0- | AWAY | 0-1-0 | 0-0-0 | 1-1-0 | | | | | |
| 1-0-0 | 0-0-0 | 0-0-0 | NEUTRAL | 0-0-0 | 0-0-0 | 1-0-0 | | | | | |
| 2-2-1 | 0-0-0 | 0-0-0 | CONFERENCE | 0-2-0 | 0-0-1 | 2-0-0 | | | | | |
| 1-0-1 | 0-0-0 | 0-0-0 | HOME | 0-0-0 | 0-0-1 | 1-0-0 | | | | | |
| 1-2-0 | 0-0-0 | 0-0-0 | AWAY | 0-2-0 | 0-0-0 | 1-0-0 | | | | | |
| 0-0-0 | 0-0-0 | 0-0-0 | NEUTRAL | 0-0-0 | 0-0-0 | 0-0-0 | | | | | |
| RPI S | Opponent | Score | RPI S | Opponent | Score | RPI S | Opponent | Score | RPI S | Opponent | Score |
| | | | 35 A | American | 0 2 | 63 A | Rhode Island | 1 2 | 141 H | Saint Joseph's | 1 1 |
| | | | 42 A | Navy | 2 1 | 72 A | Virginia Tech | 0 1 | 167 H | La Salle | 1 0 |
| | | | | | | 74 H | Harvard | 2 1 | 179 H | Saint Peter's | 0 4 |
| | | | | | | 82 H | Saint Francis (PA) | 1 2 | 181 A | Longwood | 3 2 |
| | | | | | | 96 A | Duquesne | 0 4 | 182 A | Robert Morris | 0 4 |
| | | | | | | | | | 190 A | St. Bonaventure | 1 0 |
| | | | | | | | | | 199 N | Howard | 4 1 |
| LAST 10 GAMES | | | | | | | | | | | |
| | | | 96 A | Duquesne | 0 4 | 182 A | Robert Morris | 0 4 | | | |
| | | | 190 A | St. Bonaventure | 1 0 | 181 A | Longwood | 3 2 | | | |
| | | | 141 H | Saint Joseph's | 1 1 | 179 H | Saint Peter's | 0 4 | | | |
| | | | 167 H | La Salle | 1 0 | 72 A | Virginia Tech | 0 1 | | | |
| | | | 63 A | Rhode Island | 1 2 | 82 H | Saint Francis (PA) | 1 2 | | | |

Non-Div. I Games:

George Washington

UMKC

| Average RPI Win: 109 | | WON-LOST RECORD | | WINNING PCT. RANK | | LAST 10 GAMES | | STRENGTH OF SCHEDULE | | OPP. STRENGTH OF SCHEDULE | | TEAM RPI | | ADJ RPI | | CONF. RPI | | ADJ CONF. RPI | |
|----------------------|-------------|-----------------|---|-------------------|--------------|----------------|---|----------------------|--------------|---------------------------|---|----------|--------------|------------|---|-----------|--|---------------|--|
| Average RPI Loss: 98 | | 5-8-2 | | .4 140 | | 4-5-1 | | 88 | | 128 | | 130 | | .45329 135 | | 16 | | 15 | |
| DIV. I ONLY | | 2-5-1 | | .3125 160 | | 1-2-0 | | 116 | | 88 | | 140 | | .45287 143 | | 17 | | 16 | |
| DIV. I NON-CONF. | | | | | | | | | | | | | | | | | | | |
| TOTALS | | RPI 1-25 | | RPI 26-50 | | W-L RECORDS | | RPI 51-100 | | RPI 101-150 | | RPI 150+ | | | | | | | |
| 5-8-2 | | 0-2-0 | | 1-0-0 | | OVERALL | | 1-2-1 | | 1-2-0 | | 2-2-1 | | | | | | | |
| 4-3-1 | | 0-0-0 | | 0-0-0 | | HOME | | 1-0-0 | | 1-2-0 | | 2-1-1 | | | | | | | |
| 1-5-1 | | 0-2-0 | | 1-0-0 | | AWAY | | 0-2-1 | | 0-0-0 | | 0-1-0 | | | | | | | |
| 0-0-0 | | 0-0-0 | | 0-0-0 | | NEUTRAL | | 0-0-0 | | 0-0-0 | | 0-0-0 | | | | | | | |
| 2-5-1 | | 0-2-0 | | 0-0-0 | | NON-CONFERENCE | | 0-1-1 | | 0-1-0 | | 2-1-0 | | | | | | | |
| 2-2-0 | | 0-0-0 | | 0-0-0 | | HOME | | 0-0-0 | | 0-1-0 | | 2-1-0 | | | | | | | |
| 0-3-1 | | 0-2-0 | | 0-0- | | AWAY | | 0-1-1 | | 0-0-0 | | 0-0-0 | | | | | | | |
| 0-0-0 | | 0-0-0 | | 0-0-0 | | NEUTRAL | | 0-0-0 | | 0-0-0 | | 0-0-0 | | | | | | | |
| 3-3-1 | | 0-0-0 | | 1-0-0 | | CONFERENCE | | 1-1-0 | | 1-1-0 | | 0-1-1 | | | | | | | |
| 2-1-1 | | 0-0-0 | | 0-0-0 | | HOME | | 1-0-0 | | 1-1-0 | | 0-0-1 | | | | | | | |
| 1-2-0 | | 0-0-0 | | 1-0-0 | | AWAY | | 0-1-0 | | 0-0-0 | | 0-1-0 | | | | | | | |
| 0-0-0 | | 0-0-0 | | 0-0-0 | | NEUTRAL | | 0-0-0 | | 0-0-0 | | 0-0-0 | | | | | | | |
| RPI S | Opponent | Score | | RPI S | Opponent | Score | | RPI S | Opponent | Score | | RPI S | Opponent | Score | | | | | |
| 9 A | Creighton | 0 | 2 | 48 A | UNLV | 2 | 1 | 51 H | Seattle | 3 | 2 | 104 H | Omaha | 0 | 1 | | | | |
| 24 A | Saint Louis | 0 | 2 | | | | | 69 A | Missouri St. | 2 | 2 | 113 H | Utah Valley | 1 | 0 | | | | |
| | | | | | | | | 73 A | Rutgers | 0 | 1 | 148 H | Bakersfield | 0 | 1 | | | | |
| | | | | | | | | 89 A | Air Force | 0 | 2 | 151 H | SIUE | 2 | 1 | | | | |
| | | | | | | | | | | | | 158 A | Grand Canyon | 2 | 3 | | | | |
| | | | | | | | | | | | | 163 H | San Jose St. | 1 | 1 | | | | |
| | | | | | | | | | | | | 178 H | Drake | 0 | 1 | | | | |
| | | | | | | | | | | | | 180 H | Central Ark. | 1 | 0 | | | | |
| | | | | LAST 10 GAMES | | | | | | | | | | | | | | | |
| | | | | 113 H | Utah Valley | 1 | 0 | 148 H | Bakersfield | 0 | 1 | | | | | | | | |
| | | | | 51 H | Seattle | 3 | 2 | 89 A | Air Force | 0 | 2 | | | | | | | | |
| | | | | 48 A | UNLV | 2 | 1 | 9 A | Creighton | 0 | 2 | | | | | | | | |
| | | | | 158 A | Grand Canyon | 2 | 3 | 180 H | Central Ark. | 1 | 0 | | | | | | | | |
| | | | | 163 H | San Jose St. | 1 | 1 | 178 H | Drake | 0 | 1 | | | | | | | | |

Non-Div. I Games:

UMKC

| Average RPI Win: 162 | | WON-LOST | WINNING | LAST 10 | STRENGTH OF | | OPP. STRENGTH | TEAM | ADJ | CONF. | ADJ CONF. |
|----------------------|----------------|----------|-----------|---------------|----------------|-------|---------------|---------------|-----------------|--------|-----------|
| Average RPI Loss: 65 | | RECORD | PCT. RANK | GAMES | SCHEDULE | | OF SCHEDULE | RPI | RPI | RPI | RPI |
| DIV. I ONLY | | 5-8-0 | .38462 | 154 | 2-8-0 | | 107 | 102 | 135 | .4528 | 136 |
| DIV. I NON-CONF. | | 3-5-0 | .375 | 151 | 0-5-0 | | 35 | 64 | 78 | .50342 | 88 |
| TOTALS | | RPI 1-25 | RPI 26-50 | | W-L RECORDS | | RPI 51-100 | | RPI 101-150 | | RPI 150+ |
| 5-8-0 | | 0-2-0 | 0-3-0 | | OVERALL | | 0-1-0 | | 2-0-0 | | 3-2-0 |
| 2-4-0 | | 0-1-0 | 0-3-0 | | HOME | | 0-0-0 | | 1-0-0 | | 1-0-0 |
| 3-4-0 | | 0-1-0 | 0-0-0 | | AWAY | | 0-1-0 | | 1-0-0 | | 2-2-0 |
| 0-0-0 | | 0-0-0 | 0-0-0 | | NEUTRAL | | 0-0-0 | | 0-0-0 | | 0-0-0 |
| 3-5-0 | | 0-2-0 | 0-2-0 | | NON-CONFERENCE | | 0-0-0 | | 2-0-0 | | 1-1-0 |
| 1-3-0 | | 0-1-0 | 0-2-0 | | HOME | | 0-0-0 | | 1-0-0 | | 0-0-0 |
| 2-2-0 | | 0-1-0 | 0-0- | | AWAY | | 0-0-0 | | 1-0-0 | | 1-1-0 |
| 0-0-0 | | 0-0-0 | 0-0-0 | | NEUTRAL | | 0-0-0 | | 0-0-0 | | 0-0-0 |
| 2-3-0 | | 0-0-0 | 0-1-0 | | CONFERENCE | | 0-1-0 | | 0-0-0 | | 2-1-0 |
| 1-1-0 | | 0-0-0 | 0-1-0 | | HOME | | 0-0-0 | | 0-0-0 | | 1-0-0 |
| 1-2-0 | | 0-0-0 | 0-0-0 | | AWAY | | 0-1-0 | | 0-0-0 | | 1-1-0 |
| 0-0-0 | | 0-0-0 | 0-0-0 | | NEUTRAL | | 0-0-0 | | 0-0-0 | | 0-0-0 |
| RPI S | Opponent | Score | | RPI S | Opponent | Score | | RPI S | Opponent | Score | |
| 5 H | Charlotte | 1 | 6 | 26 H | Davidson | 1 | 3 | 53 A | Radford | 2 | 3 |
| 14 A | North Carolina | 0 | 3 | 29 H | UNCW | 0 | 1 | 120 H | Loyola Maryland | 1 | 0 |
| | | | | 32 H | Coastal Caro. | 0 | 1 | 128 A | Stetson | 3 | 1 |
| | | | | | | | | 166 A | UNC Greensboro | 1 | 0 |
| | | | | | | | | 176 A | Jacksonville | 0 | 1 |
| | | | | | | | | 181 A | Longwood | 2 | 4 |
| | | | | | | | | 194 A | Gardner-Webb | 2 | 1 |
| | | | | | | | | 203 H | Presbyterian | 3 | 1 |
| LAST 10 GAMES | | | | LAST 10 GAMES | | | | LAST 10 GAMES | | | |
| 203 H | Presbyterian | 3 | 1 | 32 H | Coastal Caro. | 0 | 1 | 26 H | Davidson | 1 | 3 |
| 194 A | Gardner-Webb | 2 | 1 | 26 H | Davidson | 1 | 3 | 176 A | Jacksonville | 0 | 1 |
| 181 A | Longwood | 2 | 4 | 5 H | Charlotte | 1 | 6 | 29 H | UNCW | 0 | 1 |
| 53 A | Radford | 2 | 3 | | | | | | | | |
| 14 A | North Carolina | 0 | 3 | | | | | | | | |

Non-Div. I Games:

Campbell

| Average RPI Win: 140 | | WON-LOST RECORD | WINNING PCT. RANK | | LAST 10 GAMES | STRENGTH OF SCHEDULE | OPP. STRENGTH OF SCHEDULE | TEAM RPI | ADJ RPI | CONF. RPI | ADJ CONF. RPI | |
|-----------------------|---|--------------------|----------------------|-----------|------------------|-------------------------|------------------------------|-------------|------------|----------------------|------------------|----------|
| Average RPI Loss: 133 | | | | | | | | | | | | |
| DIV. I ONLY | | 6-5-4 | .53333 | 98 | 2-4-4 | 178 | 155 | 137 | .45251 | 137 | 14 | 14 |
| DIV. I NON-CONF. | | 4-2-2 | .625 | 49 | 0-1-2 | 183 | 160 | 152 | .44665 | 151 | 21 | 20 |
| <hr/> | | | | | | | | | | | | |
| TOTALS | | RPI 1-25 | | RPI 26-50 | | W-L RECORDS | | RPI 51-100 | | RPI 101-150 | | RPI 150+ |
| 6-5-4 | | 0-0-0 | | 0-0-0 | | OVERALL | | 2-1-1 | | 1-3-2 | | 3-1-1 |
| 2-3-1 | | 0-0-0 | | 0-0-0 | | HOME | | 1-1-0 | | 0-2-1 | | 1-0-0 |
| 4-2-3 | | 0-0-0 | | 0-0-0 | | AWAY | | 1-0-1 | | 1-1-1 | | 2-1-1 |
| 0-0-0 | | 0-0-0 | | 0-0-0 | | NEUTRAL | | 0-0-0 | | 0-0-0 | | 0-0-0 |
| 4-2-2 | | 0-0-0 | | 0-0-0 | | NON-CONFERENCE | | 1-0-0 | | 1-2-1 | | 2-0-1 |
| 1-1-1 | | 0-0-0 | | 0-0-0 | | HOME | | 1-0-0 | | 0-1-1 | | 0-0-0 |
| 3-1-1 | | 0-0-0 | | 0-0- | | AWAY | | 0-0-0 | | 1-1-0 | | 2-0-1 |
| 0-0-0 | | 0-0-0 | | 0-0-0 | | NEUTRAL | | 0-0-0 | | 0-0-0 | | 0-0-0 |
| 2-3-2 | | 0-0-0 | | 0-0-0 | | CONFERENCE | | 1-1-1 | | 0-1-1 | | 1-1-0 |
| 1-2-0 | | 0-0-0 | | 0-0-0 | | HOME | | 0-1-0 | | 0-1-0 | | 1-0-0 |
| 1-1-2 | | 0-0-0 | | 0-0-0 | | AWAY | | 1-0-1 | | 0-0-1 | | 0-1-0 |
| 0-0-0 | | 0-0-0 | | 0-0-0 | | NEUTRAL | | 0-0-0 | | 0-0-0 | | 0-0-0 |
| RPI | S | Opponent | Score | RPI | S | Opponent | Score | RPI | S | Opponent | Score | |
| | | | | | | | | | | | | |
| | | | | | | 81 H Villanova | 1 0 | | | 108 H Quinnipiac | 2 4 | |
| | | | | | | 88 H Iona | 0 2 | | | 119 H Army | 1 1 | |
| | | | | | | 93 A Canisius | 3 2 | | | 124 A Columbia | 3 2 | |
| | | | | | | 97 A Monmouth | 0 0 | | | 139 A Fairfield | 0 0 | |
| | | | | | | | | | | 141 H Saint Joseph's | 1 5 | |
| | | | | | | | | | | 149 A NJIT | 0 1 | |
| | | | | | | | | | | 157 A Binghamton | 1 0 | |
| | | | | | | | | | | 162 A New Hampshire | 1 1 | |
| | | | | | | | | | | 179 A Saint Peter's | 1 2 | |
| | | | | | | | | | | 186 H Manhattan | 2 0 | |
| | | | | | | | | | | 201 A Sacred Heart | 1 0 | |
| <hr/> | | | | | | | | | | | | |
| LAST 10 GAMES | | | | | | | | | | | | |
| | | | | | | 97 A Monmouth | 0 0 | | | 139 A Fairfield | 0 0 | |
| | | | | | | 93 A Canisius | 3 2 | | | 186 H Manhattan | 2 0 | |
| | | | | | | 179 A Saint Peter's | 1 2 | | | 162 A New Hampshire | 1 1 | |
| | | | | | | 108 H Quinnipiac | 2 4 | | | 141 H Saint Joseph's | 1 5 | |
| | | | | | | 88 H Iona | 0 2 | | | 119 H Army | 1 1 | |

Non-Div. I Games:

Marist

| | | | | | | | | | | | |
|----------------------|------------|--------------------|----------------------|------------------|-------------------------|------------------------------|-------------|------------|--------------|------------------|----|
| Average RPI Win: | 112 | WON-LOST RECORD | WINNING PCT. RANK | LAST 10 GAMES | STRENGTH OF SCHEDULE | OPP. STRENGTH OF SCHEDULE | TEAM RPI | ADJ RPI | CONF. RPI | ADJ CONF. RPI | |
| DIV. I ONLY | 3-10-0 | .23077 | 188 | 3-7-0 | 40 | 82 | 143 | .45187 | 138 | 12 | 12 |
| DIV. I NON-CONF. | 1-7-0 | .125 | 195 | 1-4-0 | 6 | 45 | 97 | .4953 | 99 | 7 | 7 |
| <hr/> | | | | | | | | | | | |
| TOTALS | RPI 1-25 | RPI 26-50 | | W-L RECORDS | RPI 51-100 | | RPI 101-150 | | RPI 150+ | | |
| 3-10-0 | 0-3-0 | 1-1-0 | | OVERALL | 1-3-0 | | 0-2-0 | | 1-1-0 | | |
| 1-2-0 | 0-1-0 | 1-0-0 | | HOME | 0-1-0 | | 0-0-0 | | 0-0-0 | | |
| 2-8-0 | 0-2-0 | 0-1-0 | | AWAY | 1-2-0 | | 0-2-0 | | 1-1-0 | | |
| 0-0-0 | 0-0-0 | 0-0-0 | | NEUTRAL | 0-0-0 | | 0-0-0 | | 0-0-0 | | |
| <hr/> | | | | | | | | | | | |
| 1-7-0 | 0-3-0 | 1-1-0 | | NON-CONFERENCE | 0-1-0 | | 0-1-0 | | 0-1-0 | | |
| 1-1-0 | 0-1-0 | 1-0-0 | | HOME | 0-0-0 | | 0-0-0 | | 0-0-0 | | |
| 0-6-0 | 0-2-0 | 0-0- | | AWAY | 0-1-0 | | 0-1-0 | | 0-1-0 | | |
| 0-0-0 | 0-0-0 | 0-0-0 | | NEUTRAL | 0-0-0 | | 0-0-0 | | 0-0-0 | | |
| <hr/> | | | | | | | | | | | |
| 2-3-0 | 0-0-0 | 0-0-0 | | CONFERENCE | 1-2-0 | | 0-1-0 | | 1-0-0 | | |
| 0-1-0 | 0-0-0 | 0-0-0 | | HOME | 0-1-0 | | 0-0-0 | | 0-0-0 | | |
| 2-2-0 | 0-0-0 | 0-0-0 | | AWAY | 1-1-0 | | 0-1-0 | | 1-0-0 | | |
| 0-0-0 | 0-0-0 | 0-0-0 | | NEUTRAL | 0-0-0 | | 0-0-0 | | 0-0-0 | | |
| <hr/> | | | | | | | | | | | |
| RPI S | Opponent | Score | | RPI S | Opponent | Score | | RPI S | Opponent | Score | |
| 6 H | Washington | 0 | 4 | 44 A | Marquette | 0 | 2 | 51 A | Seattle | 0 | 1 |
| 7 A | Stanford | 0 | 3 | 48 H | UNLV | 4 | 2 | 113 A | Utah Valley | 0 | 2 |
| 13 A | California | 0 | 1 | | | | | 133 A | Portland | 0 | 1 |
| | | | | | | | | 160 A | Milwaukee | 1 | 2 |
| | | | | | | | | 198 A | Pacific | 4 | 3 |
| <hr/> | | | | | | | | | | | |
| LAST 10 GAMES | | | | | | | | | | | |
| 56 A San Francisco | | | | 1 | 2 | 51 A Seattle | | 0 | 1 | | |
| 90 A Santa Clara | | | | 2 | 1 | 7 A Stanford | | 0 | 3 | | |
| 133 A Portland | | | | 0 | 1 | 48 H UNLV | | 4 | 2 | | |
| 55 H St. Mary's (CA) | | | | 0 | 1 | 13 A California | | 0 | 1 | | |
| 198 A Pacific | | | | 4 | 3 | 113 A Utah Valley | | 0 | 2 | | |

Non-Div. I Games:

Gonzaga

| | | | | | | | | | | | | | | | |
|-------------------|----------|-----------|-----------|----------------|-------------|---------------|-------|-------------|-------|---------------------|-------|---|---|--|--|
| Average RPI Win: | 151 | WON-LOST | WINNING | LAST 10 | STRENGTH OF | OPP. STRENGTH | TEAM | ADJ | CONF. | ADJ CONF. | | | | | |
| Average RPI Loss: | 149 | RECORD | PCT. RANK | GAMES | SCHEDULE | OF SCHEDULE | RPI | RPI | RPI | RPI | | | | | |
| DIV. I ONLY | 7-3-5 | .63333 | 45 | 5-1-4 | 196 | 131 | 129 | .45147 | 139 | 14 | 14 | | | | |
| DIV. I NON-CONF. | 3-2-2 | .57143 | 75 | 1-0-1 | 203 | 111 | 162 | .4229 | 166 | 21 | 20 | | | | |
| <hr/> | | | | | | | | | | | | | | | |
| TOTALS | RPI 1-25 | RPI 26-50 | | W-L RECORDS | | RPI 51-100 | | RPI 101-150 | | RPI 150+ | | | | | |
| 7-3-5 | 0-0-0 | 0-0-0 | | OVERALL | | 1-0-3 | | 3-1-1 | | 3-2-1 | | | | | |
| 3-0-2 | 0-0-0 | 0-0-0 | | HOME | | 0-0-1 | | 1-0-1 | | 2-0-0 | | | | | |
| 4-2-3 | 0-0-0 | 0-0-0 | | AWAY | | 1-0-2 | | 2-1-0 | | 1-1-1 | | | | | |
| 0-1-0 | 0-0-0 | 0-0-0 | | NEUTRAL | | 0-0-0 | | 0-0-0 | | 0-1-0 | | | | | |
| <hr/> | | | | | | | | | | | | | | | |
| 3-2-2 | 0-0-0 | 0-0-0 | | NON-CONFERENCE | | 0-0-1 | | 2-0-0 | | 1-2-1 | | | | | |
| 1-0-1 | 0-0-0 | 0-0-0 | | HOME | | 0-0-1 | | 0-0-0 | | 1-0-0 | | | | | |
| 2-1-1 | 0-0-0 | 0-0- | | AWAY | | 0-0-0 | | 2-0-0 | | 0-1-1 | | | | | |
| 0-1-0 | 0-0-0 | 0-0-0 | | NEUTRAL | | 0-0-0 | | 0-0-0 | | 0-1-0 | | | | | |
| <hr/> | | | | | | | | | | | | | | | |
| 4-1-3 | 0-0-0 | 0-0-0 | | CONFERENCE | | 1-0-2 | | 1-1-1 | | 2-0-0 | | | | | |
| 2-0-1 | 0-0-0 | 0-0-0 | | HOME | | 0-0-0 | | 1-0-1 | | 1-0-0 | | | | | |
| 2-1-2 | 0-0-0 | 0-0-0 | | AWAY | | 1-0-2 | | 0-1-0 | | 1-0-0 | | | | | |
| 0-0-0 | 0-0-0 | 0-0-0 | | NEUTRAL | | 0-0-0 | | 0-0-0 | | 0-0-0 | | | | | |
| <hr/> | | | | | | | | | | | | | | | |
| RPI | S | Opponent | Score | RPI | S | Opponent | Score | RPI | S | Opponent | Score | | | | |
| | | | | 65 H Brown | | | | 0 | 0 | 114 A Rider | | 0 | 3 | | |
| | | | | 87 A Siena | | | | 0 | 0 | 119 A Army | | 1 | 0 | | |
| | | | | 93 A Canisius | | | | 1 | 0 | 137 H Marist | | 0 | 0 | | |
| | | | | 97 A Monmouth | | | | 0 | 0 | 142 H Niagara | | 2 | 0 | | |
| | | | | | | | | | | 143 A UMass Lowell | | 1 | 0 | | |
| | | | | | | | | | | 162 N New Hampshire | | 0 | 1 | | |
| | | | | | | | | | | 172 A Massachusetts | | 1 | 2 | | |
| | | | | | | | | | | 179 A Saint Peter's | | 1 | 0 | | |
| | | | | | | | | | | 184 A Hartwick | | 0 | 0 | | |
| | | | | | | | | | | 186 H Manhattan | | 3 | 2 | | |
| | | | | | | | | | | 197 H Yale | | 1 | 0 | | |
| | | | | | | | | | | | | | | | |
| | | | | | | | | | | | | | | | |
| | | | | | | | | | | | | | | | |
| | | | | | | | | | | | | | | | |
| | | | | | | | | | | | | | | | |
| | | | | | | | | | | | | | | | |
| | | | | | | | | | | | | | | | |
| | | | | | | | | | | | | | | | |
| | | | | | | | | | | | | | | | |
| | | | | | | | | | | | | | | | |
| | | | | | | | | | | | | | | | |
| | | | | | | | | | | | | | | | |
| | | | | | | | | | | | | | | | |
| | | | | | | | | | | | | | | | |
| | | | | | | | | | | | | | | | |
| | | | | | | | | | | | | | | | |
| | | | | | | | | | | | | | | | |
| | | | | | | | | | | | | | | | |
| | | | | | | | | | | | | | | | |
| | | | | | | | | | | | | | | | |
| | | | | | | | | | | | | | | | |
| | | | | | | | | | | | | | | | |
| | | | | | | | | | | | | | | | |
| | | | | | | | | | | | | | | | |
| | | | | | | | | | | | | | | | |
| | | | | | | | | | | | | | | | |
| | | | | | | | | | | | | | | | |
| | | | | | | | | | | | | | | | |
| | | | | | | | | | | | | | | | |
| | | | | | | | | | | | | | | | |
| | | | | | | | | | | | | | | | |
| | | | | | | | | | | | | | | | |
| | | | | | | | | | | | | | | | |
| | | | | | | | | | | | | | | | |
| | | | | | | | | | | | | | | | |
| | | | | | | | | | | | | | | | |
| | | | | | | | | | | | | | | | |
| | | | | | | | | | | | | | | | |
| | | | | | | | | | | | | | | | |
| | | | | | | | | | | | | | | | |
| | | | | | | | | | | | | | | | |
| | | | | | | | | | | | | | | | |
| | | | | | | | | | | | | | | | |
| | | | | | | | | | | | | | | | |
| | | | | | | | | | | | | | | | |
| | | | | | | | | | | | | | | | |
| | | | | | | | | | | | | | | | |
| | | | | | | | | | | | | | | | |
| | | | | | | | | | | | | | | | |
| | | | | | | | | | | | | | | | |
| | | | | | | | | | | | | | | | |
| | | | | | | | | | | | | | | | |
| | | | | | | | | | | | | | | | |
| | | | | | | | | | | | | | | | |
| | | | | | | | | | | | | | | | |
| | | | | | | | | | | | | | | | |
| | | | | | | | | | | | | | | | |
| | | | | | | | | | | | | | | | |
| | | | | | | | | | | | | | | | |
| | | | | | | | | | | | | | | | |
| | | | | | | | | | | | | | | | |
| | | | | | | | | | | | | | | | |
| | | | | | | | | | | | | | | | |
| | | | | | | | | | | | | | | | |
| | | | | | | | | | | | | | | | |
| | | | | | | | | | | | | | | | |
| | | | | | | | | | | | | | | | |
| | | | | | | | | | | | | | | | |
| | | | | | | | | | | | | | | | |
| | | | | | | | | | | | | | | | |
| | | | | | | | | | | | | | | | |
| | | | | | | | | | | | | | | | |
| | | | | | | | | | | | | | | | |

Non-Div. I Games:

Fairfield

| | | | | | | | | | | | | | | | | | | | |
|----------------------|---|-----------------|--|-------------------|--|----------------|---|----------------------|--|---------------------------|--|----------|---|-----------------|--|-----------|--|---------------|--|
| Average RPI Win: 155 | | WON-LOST RECORD | | WINNING PCT. RANK | | LAST 10 GAMES | | STRENGTH OF SCHEDULE | | OPP. STRENGTH OF SCHEDULE | | TEAM RPI | | ADJ RPI | | CONF. RPI | | ADJ CONF. RPI | |
| DIV. I ONLY | | 6-7-0 | | .46154 125 | | 6-4-0 | | 156 | | 182 | | 139 | | .45134 140 | | 16 | | 15 | |
| DIV. I NON-CONF. | | 1-6-0 | | .14286 191 | | 1-3-0 | | 145 | | 133 | | 134 | | .4572 139 | | 17 | | 16 | |
| TOTALS | | RPI 1-25 | | RPI 26-50 | | W-L RECORDS | | RPI 51-100 | | RPI 101-150 | | RPI 150+ | | | | | | | |
| 6-7-0 | | 0-0-0 | | 0-1-0 | | OVERALL | | 1-2-0 | | 1-3-0 | | 4-1-0 | | | | | | | |
| 2-2-0 | | 0-0-0 | | 0-1-0 | | HOME | | 0-0-0 | | 0-1-0 | | 2-0-0 | | | | | | | |
| 4-4-0 | | 0-0-0 | | 0-0-0 | | AWAY | | 1-1-0 | | 1-2-0 | | 2-1-0 | | | | | | | |
| 0-1-0 | | 0-0-0 | | 0-0-0 | | NEUTRAL | | 0-1-0 | | 0-0-0 | | 0-0-0 | | | | | | | |
| 1-6-0 | | 0-0-0 | | 0-0-0 | | NON-CONFERENCE | | 1-2-0 | | 0-3-0 | | 0-1-0 | | | | | | | |
| 0-1-0 | | 0-0-0 | | 0-0-0 | | HOME | | 0-0-0 | | 0-1-0 | | 0-0-0 | | | | | | | |
| 1-4-0 | | 0-0-0 | | 0-0- | | AWAY | | 1-1-0 | | 0-2-0 | | 0-1-0 | | | | | | | |
| 0-1-0 | | 0-0-0 | | 0-0-0 | | NEUTRAL | | 0-1-0 | | 0-0-0 | | 0-0-0 | | | | | | | |
| 5-1-0 | | 0-0-0 | | 0-1-0 | | CONFERENCE | | 0-0-0 | | 1-0-0 | | 4-0-0 | | | | | | | |
| 2-1-0 | | 0-0-0 | | 0-1-0 | | HOME | | 0-0-0 | | 0-0-0 | | 2-0-0 | | | | | | | |
| 3-0-0 | | 0-0-0 | | 0-0-0 | | AWAY | | 0-0-0 | | 1-0-0 | | 2-0-0 | | | | | | | |
| 0-0-0 | | 0-0-0 | | 0-0-0 | | NEUTRAL | | 0-0-0 | | 0-0-0 | | 0-0-0 | | | | | | | |
| RPI | S | Opponent | | Score | | RPI | S | Opponent | | Score | | RPI | S | Opponent | | Score | | | |
| | | | | | | 48 | H | UNLV | | 2 3 | | 53 | N | Radford | | 0 1 | | | |
| | | | | | | | | | | | | 69 | A | Missouri St. | | 0 1 | | | |
| | | | | | | | | | | | | 71 | A | Oakland | | 2 1 | | | |
| | | | | | | | | | | | | 112 | A | High Point | | 1 2 | | | |
| | | | | | | | | | | | | 131 | A | Oral Roberts | | 2 3 | | | |
| | | | | | | | | | | | | 131 | H | Oral Roberts | | 1 2 | | | |
| | | | | | | | | | | | | 148 | A | Bakersfield | | 2 1 | | | |
| | | | | | | | | | | | | 158 | H | Grand Canyon | | 3 1 | | | |
| | | | | | | | | | | | | 163 | A | San Jose St. | | 1 0 | | | |
| | | | | | | | | | | | | 180 | A | Central Ark. | | 1 2 | | | |
| | | | | | | | | | | | | 195 | A | Houston Baptist | | 2 0 | | | |
| | | | | | | | | | | | | 195 | H | Houston Baptist | | 3 0 | | | |
| LAST 10 GAMES | | | | | | | | | | | | | | | | | | | |
| | | | | | | 158 | H | Grand Canyon | | 3 1 | | 195 | H | Houston Baptist | | 3 0 | | | |
| | | | | | | 48 | H | UNLV | | 2 3 | | 131 | A | Oral Roberts | | 2 3 | | | |
| | | | | | | 163 | A | San Jose St. | | 1 0 | | 71 | A | Oakland | | 2 1 | | | |
| | | | | | | 148 | A | Bakersfield | | 2 1 | | 53 | N | Radford | | 0 1 | | | |
| | | | | | | 195 | A | Houston Baptist | | 2 0 | | 112 | A | High Point | | 1 2 | | | |

Non-Div. I Games:

Incarnate Word

| | | | | | | | | | | | | | | | | | |
|-------------------|----------|-----------|-------------------------|----------------|-------------|---------------|--------------|--------|-------------------|----------------------|-------|-----|-----------|--|--|-----|--|
| Average RPI Win: | 154 | WON-LOST | WINNING | LAST 10 | STRENGTH OF | OPP. STRENGTH | TEAM | ADJ | CONF. | ADJ CONF. | | | | | | | |
| Average RPI Loss: | 117 | RECORD | PCT. RANK | GAMES | SCHEDULE | OF SCHEDULE | RPI | RPI | RPI | RPI | | | | | | | |
| DIV. I ONLY | 6-5-4 | .53333 | 98 | 3-4-3 | 163 | 174 | 133 | .45118 | 141 | 11 | 11 | | | | | | |
| DIV. I NON-CONF. | 5-2-3 | .65 | 47 | 2-1-2 | 123 | 177 | 124 | .47267 | 120 | 12 | 12 | | | | | | |
| <hr/> | | | | | | | | | | | | | | | | | |
| TOTALS | RPI 1-25 | RPI 26-50 | | W-L RECORDS | RPI 51-100 | | RPI 101-150 | | RPI 150+ | | | | | | | | |
| 6-5-4 | 0-0-0 | 0-0-0 | | OVERALL | 1-2-0 | | 1-1-4 | | 4-2-0 | | | | | | | | |
| 3-3-3 | 0-0-0 | 0-0-0 | | HOME | 1-1-0 | | 0-1-3 | | 2-1-0 | | | | | | | | |
| 3-2-1 | 0-0-0 | 0-0-0 | | AWAY | 0-1-0 | | 1-0-1 | | 2-1-0 | | | | | | | | |
| 0-0-0 | 0-0-0 | 0-0-0 | | NEUTRAL | 0-0-0 | | 0-0-0 | | 0-0-0 | | | | | | | | |
| <hr/> | | | | | | | | | | | | | | | | | |
| 5-2-3 | 0-0-0 | 0-0-0 | | NON-CONFERENCE | 1-1-0 | | 1-1-3 | | 3-0-0 | | | | | | | | |
| 3-1-3 | 0-0-0 | 0-0-0 | | HOME | 1-0-0 | | 0-1-3 | | 2-0-0 | | | | | | | | |
| 2-1-0 | 0-0-0 | 0-0- | | AWAY | 0-1-0 | | 1-0-0 | | 1-0-0 | | | | | | | | |
| 0-0-0 | 0-0-0 | 0-0-0 | | NEUTRAL | 0-0-0 | | 0-0-0 | | 0-0-0 | | | | | | | | |
| <hr/> | | | | | | | | | | | | | | | | | |
| 1-3-1 | 0-0-0 | 0-0-0 | | CONFERENCE | 0-1-0 | | 0-0-1 | | 1-2-0 | | | | | | | | |
| 0-2-0 | 0-0-0 | 0-0-0 | | HOME | 0-1-0 | | 0-0-0 | | 0-1-0 | | | | | | | | |
| 1-1-1 | 0-0-0 | 0-0-0 | | AWAY | 0-0-0 | | 0-0-1 | | 1-1-0 | | | | | | | | |
| 0-0-0 | 0-0-0 | 0-0-0 | | NEUTRAL | 0-0-0 | | 0-0-0 | | 0-0-0 | | | | | | | | |
| <hr/> | | | | | | | | | | | | | | | | | |
| RPI S | Opponent | Score | RPI S | Opponent | Score | RPI S | Opponent | Score | RPI S | Opponent | Score | | | | | | |
| | | | | | | 63 H | Rhode Island | 0 2 | 114 H | Rider | 1 1 | | | | | | |
| | | | | | | 83 A | Penn | 1 2 | 119 H | Army | 0 1 | | | | | | |
| | | | | | | 87 H | Siena | 1 0 | 134 A | George Washington | 1 1 | | | | | | |
| | | | | | | | | | 137 A | Marist | 5 1 | | | | | | |
| | | | | | | | | | 147 H | Drexel | 0 0 | | | | | | |
| | | | | | | | | | 149 H | NJIT | 0 0 | | | | | | |
| | | | | | | | | | 152 A | Fordham | 0 2 | | | | | | |
| | | | | | | | | | 155 H | St. Francis Brooklyn | 1 0 | | | | | | |
| | | | | | | | | | 167 H | La Salle | 0 1 | | | | | | |
| | | | | | | | | | 171 A | LIU Brooklyn | 4 3 | | | | | | |
| | | | | | | | | | 172 A | Massachusetts | 1 0 | | | | | | |
| | | | | | | | | | 199 H | Howard | 1 0 | | | | | | |
| | | | | | | <hr/> | | | | | | | | | | | |
| | | | | | | | | | LAST 10 GAMES | | | | | | | | |
| | | | | | | | | | 63 H Rhode Island | | | 0 2 | 83 A Penn | | | 1 2 | |
| | | | 167 H La Salle | | | 0 1 | 149 H NJIT | | | 0 0 | | | | | | | |
| | | | 134 A George Washington | | | 1 1 | 87 H Siena | | | 1 0 | | | | | | | |
| | | | 152 A Fordham | | | 0 2 | 137 A Marist | | | 5 1 | | | | | | | |
| | | | 172 A Massachusetts | | | 1 0 | 147 H Drexel | | | 0 0 | | | | | | | |

Non-Div. I Games:

Saint Joseph's

| Average RPI Win: 147 | | WON-LOST | WINNING | LAST 10 | STRENGTH OF | OPP. STRENGTH | TEAM | ADJ | CONF. | ADJ CONF. | | | | | | | |
|----------------------|---|----------|-----------|-----------|-------------|----------------|------|---------------|--------|-------------|----|----------|---|-----------------|--|-------|--|
| Average RPI Loss: 93 | | RECORD | PCT. RANK | GAMES | SCHEDULE | OF SCHEDULE | RPI | RPI | RPI | RPI | | | | | | | |
| DIV. I ONLY | | 5-9-2 | .375 | 159 | 2-6-2 | 103 | 143 | 147 | .45111 | 142 | 14 | 14 | | | | | |
| DIV. I NON-CONF. | | 3-5-1 | .38889 | 148 | 0-2-1 | 149 | 110 | 159 | .43574 | 157 | 21 | 20 | | | | | |
| <hr/> | | | | | | | | | | | | | | | | | |
| TOTALS | | RPI 1-25 | | RPI 26-50 | | W-L RECORDS | | RPI 51-100 | | RPI 101-150 | | RPI 150+ | | | | | |
| 5-9-2 | | 0-1-0 | | 0-1-0 | | OVERALL | | 1-2-1 | | 1-4-0 | | 3-1-1 | | | | | |
| 2-2-1 | | 0-0-0 | | 0-0-0 | | HOME | | 1-2-1 | | 0-0-0 | | 1-0-0 | | | | | |
| 3-5-1 | | 0-1-0 | | 0-1-0 | | AWAY | | 0-0-0 | | 1-3-0 | | 2-0-1 | | | | | |
| 0-2-0 | | 0-0-0 | | 0-0-0 | | NEUTRAL | | 0-0-0 | | 0-1-0 | | 0-1-0 | | | | | |
| 3-5-1 | | 0-1-0 | | 0-1-0 | | NON-CONFERENCE | | 0-1-0 | | 1-1-0 | | 2-1-1 | | | | | |
| 1-1-0 | | 0-0-0 | | 0-0-0 | | HOME | | 0-1-0 | | 0-0-0 | | 1-0-0 | | | | | |
| 2-2-1 | | 0-1-0 | | 0-0- | | AWAY | | 0-0-0 | | 1-0-0 | | 1-0-1 | | | | | |
| 0-2-0 | | 0-0-0 | | 0-0-0 | | NEUTRAL | | 0-0-0 | | 0-1-0 | | 0-1-0 | | | | | |
| 2-4-1 | | 0-0-0 | | 0-0-0 | | CONFERENCE | | 1-1-1 | | 0-3-0 | | 1-0-0 | | | | | |
| 1-1-1 | | 0-0-0 | | 0-0-0 | | HOME | | 1-1-1 | | 0-0-0 | | 0-0-0 | | | | | |
| 1-3-0 | | 0-0-0 | | 0-0-0 | | AWAY | | 0-0-0 | | 0-3-0 | | 1-0-0 | | | | | |
| 0-0-0 | | 0-0-0 | | 0-0-0 | | NEUTRAL | | 0-0-0 | | 0-0-0 | | 0-0-0 | | | | | |
| RPI | S | Opponent | | Score | | RPI | S | Opponent | | Score | | RPI | S | Opponent | | Score | |
| 4 | A | Syracuse | | 0 3 | | 34 | A | West Virginia | | 0 2 | | 79 | H | Detroit | | 0 1 | |
| | | | | | | | | | | | | 87 | H | Siena | | 1 2 | |
| | | | | | | | | | | | | 88 | H | Iona | | 3 2 | |
| | | | | | | | | | | | | 97 | H | Monmouth | | 0 0 | |
| | | | | | | | | | | | | 108 | A | Quinnipiac | | 0 2 | |
| | | | | | | | | | | | | 114 | A | Rider | | 2 5 | |
| | | | | | | | | | | | | 118 | N | Bowling Green | | 0 4 | |
| | | | | | | | | | | | | 125 | A | Colgate | | 2 1 | |
| | | | | | | | | | | | | 139 | A | Fairfield | | 0 2 | |
| | | | | | | | | | | | | 154 | H | Buffalo | | 2 1 | |
| | | | | | | | | | | | | 157 | N | Binghamton | | 0 2 | |
| | | | | | | | | | | | | 164 | A | Pittsburgh | | 1 1 | |
| | | | | | | | | | | | | 179 | A | Saint Peter's | | 2 1 | |
| | | | | | | | | | | | | 190 | A | St. Bonaventure | | 1 0 | |
| | | | | | | LAST 10 GAMES | | | | | | | | | | | |
| | | | | | | 139 | A | Fairfield | | 0 2 | | 97 | H | Monmouth | | 0 0 | |
| | | | | | | 88 | H | Iona | | 3 2 | | 108 | A | Quinnipiac | | 0 2 | |
| | | | | | | 114 | A | Rider | | 2 5 | | 34 | A | West Virginia | | 0 2 | |
| | | | | | | 179 | A | Saint Peter's | | 2 1 | | 164 | A | Pittsburgh | | 1 1 | |
| | | | | | | 87 | H | Siena | | 1 2 | | 79 | H | Detroit | | 0 1 | |

Non-Div. I Games:

Niagara

| Average RPI Win: 167 | | WON-LOST RECORD | | WINNING PCT. RANK | | LAST 10 GAMES | | STRENGTH OF SCHEDULE | | OPP. STRENGTH OF SCHEDULE | | TEAM RPI | | ADJ RPI | | CONF. RPI | | ADJ CONF. RPI | | | | | |
|----------------------|---|-----------------|--|-------------------|--|----------------|---|----------------------|---|---------------------------|--|----------|-----|------------|-------------------|-----------|---|---------------|---|----------------------|---|-------|--|
| DIV. I ONLY | | 7-8-1 | | .46875 115 | | 5-4-1 | | 168 | | 153 | | 140 | | .45093 143 | | 17 | | 17 | | | | | |
| DIV. I NON-CONF. | | 4-7-0 | | .36364 153 | | 2-3-0 | | 129 | | 167 | | 131 | | .45853 137 | | 16 | | 17 | | | | | |
| TOTALS | | RPI 1-25 | | RPI 26-50 | | W-L RECORDS | | RPI 51-100 | | RPI 101-150 | | RPI 150+ | | | | | | | | | | | |
| 7-8-1 | | 0-0-0 | | 0-1-0 | | OVERALL | | 0-3-0 | | 1-3-1 | | 6-1-0 | | | | | | | | | | | |
| 4-2-1 | | 0-0-0 | | 0-0-0 | | HOME | | 0-0-0 | | 1-1-1 | | 3-1-0 | | | | | | | | | | | |
| 1-6-0 | | 0-0-0 | | 0-1-0 | | AWAY | | 0-3-0 | | 0-2-0 | | 1-0-0 | | | | | | | | | | | |
| 2-0-0 | | 0-0-0 | | 0-0-0 | | NEUTRAL | | 0-0-0 | | 0-0-0 | | 2-0-0 | | | | | | | | | | | |
| 4-7-0 | | 0-0-0 | | 0-1-0 | | NON-CONFERENCE | | 0-2-0 | | 1-3-0 | | 3-1-0 | | | | | | | | | | | |
| 2-2-0 | | 0-0-0 | | 0-0-0 | | HOME | | 0-0-0 | | 1-1-0 | | 1-1-0 | | | | | | | | | | | |
| 0-5-0 | | 0-0-0 | | 0-0- | | AWAY | | 0-2-0 | | 0-2-0 | | 0-0-0 | | | | | | | | | | | |
| 2-0-0 | | 0-0-0 | | 0-0-0 | | NEUTRAL | | 0-0-0 | | 0-0-0 | | 2-0-0 | | | | | | | | | | | |
| 3-1-1 | | 0-0-0 | | 0-0-0 | | CONFERENCE | | 0-1-0 | | 0-0-1 | | 3-0-0 | | | | | | | | | | | |
| 2-0-1 | | 0-0-0 | | 0-0-0 | | HOME | | 0-0-0 | | 0-0-1 | | 2-0-0 | | | | | | | | | | | |
| 1-1-0 | | 0-0-0 | | 0-0-0 | | AWAY | | 0-1-0 | | 0-0-0 | | 1-0-0 | | | | | | | | | | | |
| 0-0-0 | | 0-0-0 | | 0-0-0 | | NEUTRAL | | 0-0-0 | | 0-0-0 | | 0-0-0 | | | | | | | | | | | |
| RPI | S | Opponent | | Score | | RPI | S | Opponent | | Score | | RPI | S | Opponent | | Score | | RPI | S | Opponent | | Score | |
| | | | | | | 38 | A | Dartmouth | 0 | 4 | | | 68 | A | Seton Hall | 0 | 2 | 115 | A | Northeastern | 1 | 2 | |
| | | | | | | | | | | | | | 78 | A | UMBC | 1 | 2 | 115 | A | Bryant | 0 | 1 | |
| | | | | | | | | | | | | | 97 | A | Monmouth | 0 | 5 | 121 | H | Vermont | 0 | 0 | |
| | | | | | | | | | | | | | | | | | | 139 | H | Fairfield | 0 | 1 | |
| | | | | | | | | | | | | | | | | | | 149 | H | NJIT | 3 | 1 | |
| | | | | | | | | | | | | | | | | | | 155 | N | St. Francis Brooklyn | 3 | 1 | |
| | | | | | | | | | | | | | | | | | | 157 | H | Binghamton | 2 | 1 | |
| | | | | | | | | | | | | | | | | | | 167 | N | La Salle | 2 | 0 | |
| | | | | | | | | | | | | | | | | | | 168 | H | Albany (NY) | 1 | 0 | |
| | | | | | | | | | | | | | | | | | | 169 | H | Central Conn. St. | 0 | 1 | |
| | | | | | | | | | | | | | | | | | | 175 | A | Stony Brook | 2 | 1 | |
| | | | | | | | | | | | | | | | | | | 201 | H | Sacred Heart | 2 | 0 | |
| | | | | LAST 10 GAMES | | | | | | | | | | | | | | | | | | | |
| | | | | | | 157 | H | Binghamton | 2 | 1 | | | 78 | A | UMBC | 1 | 2 | | | | | | |
| | | | | | | 149 | H | NJIT | 3 | 1 | | | 201 | H | Sacred Heart | 2 | 0 | | | | | | |
| | | | | | | 175 | A | Stony Brook | 2 | 1 | | | 139 | H | Fairfield | 0 | 1 | | | | | | |
| | | | | | | 121 | H | Vermont | 0 | 0 | | | 38 | A | Dartmouth | 0 | 4 | | | | | | |
| | | | | | | 168 | H | Albany (NY) | 1 | 0 | | | 169 | H | Central Conn. St. | 0 | 1 | | | | | | |

Non-Div. I Games:

UMass Lowell

| Average RPI Win: 155 | | WON-LOST | WINNING | LAST 10 | STRENGTH OF | | OPP. STRENGTH | TEAM | ADJ | CONF. | ADJ CONF. |
|----------------------|----------|----------|-----------|---------|----------------|-------|---------------|-------|----------------|--------|-----------|
| Average RPI Loss: 87 | | RECORD | PCT. RANK | GAMES | SCHEDULE | | OF SCHEDULE | RPI | RPI | RPI | RPI |
| DIV. I ONLY | | 6-9-0 | .4 | 140 | 5-5-0 | | 125 | 149 | 142 | .45073 | 144 |
| DIV. I NON-CONF. | | 5-5-0 | .5 | 101 | 4-1-0 | | 77 | 151 | 114 | .4833 | 111 |
| TOTALS | | RPI 1-25 | RPI 26-50 | | W-L RECORDS | | RPI 51-100 | | RPI 101-150 | | RPI 150+ |
| 6-9-0 | | 0-1-0 | 0-1-0 | | OVERALL | | 0-3-0 | | 2-3-0 | | 4-1-0 |
| 4-4-0 | | 0-1-0 | 0-1-0 | | HOME | | 0-0-0 | | 1-2-0 | | 3-0-0 |
| 0-5-0 | | 0-0-0 | 0-0-0 | | AWAY | | 0-3-0 | | 0-1-0 | | 0-1-0 |
| 2-0-0 | | 0-0-0 | 0-0-0 | | NEUTRAL | | 0-0-0 | | 1-0-0 | | 1-0-0 |
| 5-5-0 | | 0-1-0 | 0-1-0 | | NON-CONFERENCE | | 0-2-0 | | 2-1-0 | | 3-0-0 |
| 3-3-0 | | 0-1-0 | 0-1-0 | | HOME | | 0-0-0 | | 1-1-0 | | 2-0-0 |
| 0-2-0 | | 0-0-0 | 0-0- | | AWAY | | 0-2-0 | | 0-0-0 | | 0-0-0 |
| 2-0-0 | | 0-0-0 | 0-0-0 | | NEUTRAL | | 0-0-0 | | 1-0-0 | | 1-0-0 |
| 1-4-0 | | 0-0-0 | 0-0-0 | | CONFERENCE | | 0-1-0 | | 0-2-0 | | 1-1-0 |
| 1-1-0 | | 0-0-0 | 0-0-0 | | HOME | | 0-0-0 | | 0-1-0 | | 1-0-0 |
| 0-3-0 | | 0-0-0 | 0-0-0 | | AWAY | | 0-1-0 | | 0-1-0 | | 0-1-0 |
| 0-0-0 | | 0-0-0 | 0-0-0 | | NEUTRAL | | 0-0-0 | | 0-0-0 | | 0-0-0 |
| RPI S | Opponent | Score | | RPI S | Opponent | Score | | RPI S | Opponent | Score | |
| 21 H | Xavier | 2 | 4 | 48 H | UNLV | 3 | 4 | 52 A | CSUN | 0 | 1 |
| | | | | | | | | 60 A | San Diego | 2 | 5 |
| | | | | | | | | 69 A | Missouri St. | 0 | 1 |
| | | | | | | | | 101 H | Denver | 2 | 1 |
| | | | | | | | | 104 H | Omaha | 0 | 1 |
| | | | | | | | | 117 N | Mercer | 2 | 1 |
| | | | | | | | | 129 A | Loyola Chicago | 1 | 2 |
| | | | | | | | | 150 H | Evansville | 1 | 2 |
| | | | | | | | | 151 A | SIUE | 0 | 2 |
| | | | | | | | | 163 H | San Jose St. | 3 | 2 |
| | | | | | | | | 165 N | Marshall | 4 | 0 |
| | | | | | | | | 180 H | Central Ark. | 1 | 0 |
| | | | | | | | | 202 H | Eastern Ill. | 3 | 0 |
| LAST 10 GAMES | | | | | | | | | | | |
| | | | | 69 A | Missouri St. | 0 | 1 | 101 H | Denver | 2 | 1 |
| | | | | 104 H | Omaha | 0 | 1 | 151 A | SIUE | 0 | 2 |
| | | | | 180 H | Central Ark. | 1 | 0 | 129 A | Loyola Chicago | 1 | 2 |
| | | | | 202 H | Eastern Ill. | 3 | 0 | 117 N | Mercer | 2 | 1 |
| | | | | 150 H | Evansville | 1 | 2 | 165 N | Marshall | 4 | 0 |

Non-Div. I Games:

Bradley

[illegible]

Non-Div. I Games:

Northern Ill.

| Average RPI Win: 151 | | WON-LOST | WINNING | LAST 10 | STRENGTH OF | | OPP. STRENGTH | TEAM | ADJ | CONF. | ADJ CONF. |
|----------------------|----------|----------|-----------|------------|----------------|-------|---------------|-------|-------------|----------------------|-----------|
| Average RPI Loss: 75 | | RECORD | PCT. RANK | GAMES | SCHEDULE | | OF SCHEDULE | RPI | RPI | RPI | RPI |
| DIV. I ONLY | | 5-8-2 | .4 | 140 | 4-5-1 | | 142 | 108 | 151 | .44568 | 146 |
| DIV. I NON-CONF. | | 4-3-2 | .55556 | 85 | 3-0-1 | | 189 | 131 | 184 | .40694 | 177 |
| TOTALS | | RPI 1-25 | RPI 26-50 | | W-L RECORDS | | RPI 51-100 | | RPI 101-150 | | RPI 150+ |
| 5-8-2 | | 0-0-0 | 0-4-0 | | OVERALL | | 1-2-0 | | 0-1-0 | | 4-1-2 |
| 3-3-1 | | 0-0-0 | 0-1-0 | | HOME | | 1-1-0 | | 0-1-0 | | 2-0-1 |
| 2-5-1 | | 0-0-0 | 0-3-0 | | AWAY | | 0-1-0 | | 0-0-0 | | 2-1-1 |
| 0-0-0 | | 0-0-0 | 0-0-0 | | NEUTRAL | | 0-0-0 | | 0-0-0 | | 0-0-0 |
| 4-3-2 | | 0-0-0 | 0-1-0 | | NON-CONFERENCE | | 0-1-0 | | 0-0-0 | | 4-1-2 |
| 2-0-1 | | 0-0-0 | 0-0-0 | | HOME | | 0-0-0 | | 0-0-0 | | 2-0-1 |
| 2-3-1 | | 0-0-0 | 0-0- | | AWAY | | 0-1-0 | | 0-0-0 | | 2-1-1 |
| 0-0-0 | | 0-0-0 | 0-0-0 | | NEUTRAL | | 0-0-0 | | 0-0-0 | | 0-0-0 |
| 1-5-0 | | 0-0-0 | 0-3-0 | | CONFERENCE | | 1-1-0 | | 0-1-0 | | 0-0-0 |
| 1-3-0 | | 0-0-0 | 0-1-0 | | HOME | | 1-1-0 | | 0-1-0 | | 0-0-0 |
| 0-2-0 | | 0-0-0 | 0-2-0 | | AWAY | | 0-0-0 | | 0-0-0 | | 0-0-0 |
| 0-0-0 | | 0-0-0 | 0-0-0 | | NEUTRAL | | 0-0-0 | | 0-0-0 | | 0-0-0 |
| RPI S | Opponent | Score | RPI S | Opponent | Score | RPI S | Opponent | Score | RPI S | Opponent | Score |
| | | | 35 H | American | 1 2 | 73 A | Rutgers | 1 2 | 125 H | Colgate | 1 2 |
| | | | 36 A | Boston U. | 1 3 | 86 H | Holy Cross | 2 3 | 152 A | Fordham | 1 2 |
| | | | 42 A | Navy | 0 1 | 95 H | Lehigh | 2 0 | 154 H | Buffalo | 1 0 |
| | | | 50 A | Cornell | 0 1 | | | | 155 H | St. Francis Brooklyn | 2 2 |
| | | | | | | | | | 157 A | Binghamton | 1 0 |
| | | | | | | | | | 164 A | Pittsburgh | 0 0 |
| | | | | | | | | | 168 A | Albany (NY) | 1 0 |
| | | | | | | | | | 179 H | Saint Peter's | 1 0 |
| LAST 10 GAMES | | | | | | | | | | | |
| | | | 35 H | American | 1 2 | 42 A | Navy | 0 1 | | | |
| | | | 36 A | Boston U. | 1 3 | 125 H | Colgate | 1 2 | | | |
| | | | 154 H | Buffalo | 1 0 | 168 A | Albany (NY) | 1 0 | | | |
| | | | 86 H | Holy Cross | 2 3 | 157 A | Binghamton | 1 0 | | | |
| | | | 95 H | Lehigh | 2 0 | 164 A | Pittsburgh | 0 0 | | | |

Non-Div. I Games:

Lafayette

D
r
e
x
e
lD
r
e
x
e
l

Drexel

| Average RPI Win: 150 | | WON-LOST | WINNING | LAST 10 | STRENGTH OF | | OPP. STRENGTH | TEAM | ADJ | CONF. | ADJ CONF. |
|-----------------------|----------|----------|-----------|-----------------|-------------|-------|----------------|-------|-------------|-----------------|-----------|
| Average RPI Loss: 114 | | RECORD | PCT. RANK | GAMES | SCHEDULE | | OF SCHEDULE | RPI | RPI | RPI | RPI |
| DIV. I ONLY | | 8-6-1 | .56667 | 83 | 4-5-1 | | 203 | 105 | 144 | .44296 | 148 |
| DIV. I NON-CONF. | | 6-2-1 | .72222 | 25 | 2-1-1 | | 190 | 56 | 137 | .4668 | 128 |
| TOTALS | | RPI 1-25 | RPI 26-50 | | W-L RECORDS | | RPI 51-100 | | RPI 101-150 | | RPI 150+ |
| 8-6-1 | 0-0-0 | 0-1-0 | | OVERALL | | 1-2-0 | | 3-1-1 | | 4-2-0 | |
| 2-3-0 | 0-0-0 | 0-1-0 | | HOME | | 0-0-0 | | 0-1-0 | | 2-1-0 | |
| 3-3-0 | 0-0-0 | 0-0-0 | | AWAY | | 1-2-0 | | 2-0-0 | | 0-1-0 | |
| 3-0-1 | 0-0-0 | 0-0-0 | | NEUTRAL | | 0-0-0 | | 1-0-1 | | 2-0-0 | |
| 6-2-1 | 0-0-0 | 0-1-0 | | NON-CONFERENCE | | 1-1-0 | | 2-0-1 | | 3-0-0 | |
| 1-1-0 | 0-0-0 | 0-1-0 | | HOME | | 0-0-0 | | 0-0-0 | | 1-0-0 | |
| 2-1-0 | 0-0-0 | 0-0- | | AWAY | | 1-1-0 | | 1-0-0 | | 0-0-0 | |
| 3-0-1 | 0-0-0 | 0-0-0 | | NEUTRAL | | 0-0-0 | | 1-0-1 | | 2-0-0 | |
| 2-4-0 | 0-0-0 | 0-0-0 | | CONFERENCE | | 0-1-0 | | 1-1-0 | | 1-2-0 | |
| 1-2-0 | 0-0-0 | 0-0-0 | | HOME | | 0-0-0 | | 0-1-0 | | 1-1-0 | |
| 1-2-0 | 0-0-0 | 0-0-0 | | AWAY | | 0-1-0 | | 1-0-0 | | 0-1-0 | |
| 0-0-0 | 0-0-0 | 0-0-0 | | NEUTRAL | | 0-0-0 | | 0-0-0 | | 0-0-0 | |
| RPI S | Opponent | Score | RPI S | Opponent | Score | RPI S | Opponent | Score | RPI S | Opponent | Score |
| | | | 45 H | UC Davis | 1 2 | 52 A | CSUN | 1 2 | 111 N | VCU | 1 1 |
| | | | | | | 75 A | San Diego St. | 1 0 | 130 A | UC Riverside | 3 1 |
| | | | | | | 89 A | Air Force | 2 4 | 135 A | UMKC | 1 0 |
| | | | | | | | | | 140 H | Incarnate Word | 1 2 |
| | | | | | | | | | 147 N | Drexel | 2 1 |
| | | | | | | | | | 161 H | Sacramento St. | 5 0 |
| | | | | | | | | | 163 A | San Jose St. | 0 2 |
| | | | | | | | | | 163 H | San Jose St. | 5 1 |
| | | | | | | | | | 189 N | IPFW | 3 0 |
| | | | | | | | | | 195 H | Houston Baptist | 1 3 |
| | | | | | | | | | 199 N | Howard | 5 0 |
| LAST 10 GAMES | | | | | | | | | | | |
| | | | 163 A | San Jose St. | 0 2 | 163 H | San Jose St. | 5 1 | | | |
| | | | 195 H | Houston Baptist | 1 3 | 161 H | Sacramento St. | 5 0 | | | |
| | | | 140 H | Incarnate Word | 1 2 | 52 A | CSUN | 1 2 | | | |
| | | | 89 A | Air Force | 2 4 | 111 N | VCU | 1 1 | | | |
| | | | 135 A | UMKC | 1 0 | 147 N | Drexel | 2 1 | | | |

Non-Div. I Games:

Bakersfield

| Average RPI Win: 157 | | WON-LOST | WINNING | | LAST 10 | STRENGTH OF | | OPP. STRENGTH | TEAM | ADJ | | CONF. | ADJ CONF. | | |
|-----------------------|---|----------|-----------|-----|----------------|-------------------|------------|---------------|-------------|----------------------|----------|-------|-----------|----------------------|-------|
| Average RPI Loss: 140 | | RECORD | PCT. RANK | | GAMES | SCHEDULE | | OF SCHEDULE | RPI | RPI | | RPI | RPI | | |
| DIV. I ONLY | | 7-5-4 | .5625 | 91 | 4-3-3 | 182 | | 190 | 138 | .44287 | 149 | 24 | 24 | | |
| DIV. I NON-CONF. | | 5-4-4 | .53846 | 100 | 2-2-3 | 137 | | 190 | 122 | .4645 | 130 | 24 | 24 | | |
| TOTALS | | RPI 1-25 | RPI 26-50 | | W-L RECORDS | | RPI 51-100 | | RPI 101-150 | | RPI 150+ | | | | |
| 7-5-4 | | 0-0-0 | 1-0-0 | | OVERALL | | 0-1-0 | | 1-1-2 | | 5-3-2 | | | | |
| 6-0-3 | | 0-0-0 | 1-0-0 | | HOME | | 0-0-0 | | 1-0-1 | | 4-0-2 | | | | |
| 1-5-1 | | 0-0-0 | 0-0-0 | | AWAY | | 0-1-0 | | 0-1-1 | | 1-3-0 | | | | |
| 0-0-0 | | 0-0-0 | 0-0-0 | | NEUTRAL | | 0-0-0 | | 0-0-0 | | 0-0-0 | | | | |
| 5-4-4 | | 0-0-0 | 1-0-0 | | NON-CONFERENCE | | 0-1-0 | | 1-1-2 | | 3-2-2 | | | | |
| 4-0-3 | | 0-0-0 | 1-0-0 | | HOME | | 0-0-0 | | 1-0-1 | | 2-0-2 | | | | |
| 1-4-1 | | 0-0-0 | 0-0- | | AWAY | | 0-1-0 | | 0-1-1 | | 1-2-0 | | | | |
| 0-0-0 | | 0-0-0 | 0-0-0 | | NEUTRAL | | 0-0-0 | | 0-0-0 | | 0-0-0 | | | | |
| 2-1-0 | | 0-0-0 | 0-0-0 | | CONFERENCE | | 0-0-0 | | 0-0-0 | | 2-1-0 | | | | |
| 2-0-0 | | 0-0-0 | 0-0-0 | | HOME | | 0-0-0 | | 0-0-0 | | 2-0-0 | | | | |
| 0-1-0 | | 0-0-0 | 0-0-0 | | AWAY | | 0-0-0 | | 0-0-0 | | 0-1-0 | | | | |
| 0-0-0 | | 0-0-0 | 0-0-0 | | NEUTRAL | | 0-0-0 | | 0-0-0 | | 0-0-0 | | | | |
| RPI | S | Opponent | Score | RPI | S | Opponent | Score | RPI | S | Opponent | Score | RPI | S | Opponent | Score |
| | | | | 42 | H | Navy | 1 0 | 63 | A | Rhode Island | 0 2 | 114 | H | Rider | 3 3 |
| | | | | | | | | | | | | 137 | H | Marist | 1 0 |
| | | | | | | | | | | | | 141 | A | Saint Joseph's | 0 0 |
| | | | | | | | | | | | | 143 | A | UMass Lowell | 1 3 |
| | | | | | | | | | | | | 152 | H | Fordham | 1 1 |
| | | | | | | | | | | | | 155 | A | St. Francis Brooklyn | 0 2 |
| | | | | | | | | | | | | 156 | A | North Florida | 1 3 |
| | | | | | | | | | | | | 169 | H | Central Conn. St. | 1 1 |
| | | | | | | | | | | | | 171 | H | LIU Brooklyn | 3 1 |
| | | | | | | | | | | | | 173 | H | Georgia St. | 2 1 |
| | | | | | | | | | | | | 176 | A | Jacksonville | 3 2 |
| | | | | | | | | | | | | 184 | A | Hartwick | 0 1 |
| | | | | | | | | | | | | 199 | H | Howard | 5 0 |
| | | | | | | | | | | | | 201 | H | Sacred Heart | 1 0 |
| LAST 10 GAMES | | | | | | | | | | | | | | | |
| | | | | 199 | H | Howard | 5 0 | 155 | A | St. Francis Brooklyn | 0 2 | | | | |
| | | | | 143 | A | UMass Lowell | 1 3 | 201 | H | Sacred Heart | 1 0 | | | | |
| | | | | 184 | A | Hartwick | 0 1 | 141 | A | Saint Joseph's | 0 0 | | | | |
| | | | | 169 | H | Central Conn. St. | 1 1 | 114 | H | Rider | 3 3 | | | | |
| | | | | 173 | H | Georgia St. | 2 1 | 42 | H | Navy | 1 0 | | | | |

Non-Div. I Games:

NJIT

| Average RPI Win: | | 162 | WON-LOST RECORD | | WINNING PCT. RANK | | LAST 10 GAMES | | STRENGTH OF SCHEDULE | | OPP. STRENGTH OF SCHEDULE | | TEAM RPI | | ADJ RPI | | CONF. RPI | | ADJ CONF. RPI | | | | |
|------------------|---|-------------|-----------------|-----------|-------------------|----------------|---------------|--------------|----------------------|-------------|---------------------------|----------|----------|--------------------|---------|--------|-----------|-----|---------------|----|--|----|--|
| DIV. I ONLY | | 5-8-1 | | .39286 | | 147 | | 4-6-0 | | 135 | | 120 | | 150 | | .44196 | | 150 | | 20 | | 19 | |
| DIV. I NON-CONF. | | 2-7-1 | | .25 | | 173 | | 1-5-0 | | 68 | | 105 | | 113 | | .47982 | | 116 | | 15 | | 14 | |
| TOTALS | | RPI 1-25 | | RPI 26-50 | | W-L RECORDS | | RPI 51-100 | | RPI 101-150 | | RPI 150+ | | | | | | | | | | | |
| 5-8-1 | | 0-3-0 | | 0-1-0 | | OVERALL | | 0-1-0 | | 2-1-1 | | 3-2-0 | | | | | | | | | | | |
| 3-4-0 | | 0-1-0 | | 0-0-0 | | HOME | | 0-0-0 | | 1-1-0 | | 2-2-0 | | | | | | | | | | | |
| 2-4-1 | | 0-2-0 | | 0-1-0 | | AWAY | | 0-1-0 | | 1-0-1 | | 1-0-0 | | | | | | | | | | | |
| 0-0-0 | | 0-0-0 | | 0-0-0 | | NEUTRAL | | 0-0-0 | | 0-0-0 | | 0-0-0 | | | | | | | | | | | |
| 2-7-1 | | 0-3-0 | | 0-1-0 | | NON-CONFERENCE | | 0-1-0 | | 1-1-1 | | 1-1-0 | | | | | | | | | | | |
| 2-3-0 | | 0-1-0 | | 0-0-0 | | HOME | | 0-0-0 | | 1-1-0 | | 1-1-0 | | | | | | | | | | | |
| 0-4-1 | | 0-2-0 | | 0-0- | | AWAY | | 0-1-0 | | 0-0-1 | | 0-0-0 | | | | | | | | | | | |
| 0-0-0 | | 0-0-0 | | 0-0-0 | | NEUTRAL | | 0-0-0 | | 0-0-0 | | 0-0-0 | | | | | | | | | | | |
| 3-1-0 | | 0-0-0 | | 0-0-0 | | CONFERENCE | | 0-0-0 | | 1-0-0 | | 2-1-0 | | | | | | | | | | | |
| 1-1-0 | | 0-0-0 | | 0-0-0 | | HOME | | 0-0-0 | | 0-0-0 | | 1-1-0 | | | | | | | | | | | |
| 2-0-0 | | 0-0-0 | | 0-0-0 | | AWAY | | 0-0-0 | | 1-0-0 | | 1-0-0 | | | | | | | | | | | |
| 0-0-0 | | 0-0-0 | | 0-0-0 | | NEUTRAL | | 0-0-0 | | 0-0-0 | | 0-0-0 | | | | | | | | | | | |
| RPI | S | Opponent | | Score | | RPI | S | Opponent | | Score | | RPI | S | Opponent | | Score | | | | | | | |
| 18 | A | Louisville | | 0 | 3 | 40 | A | Oregon St. | | 1 | 3 | 61 | A | Butler | | 1 | 2 | | | | | | |
| 24 | A | Saint Louis | | 1 | 3 | | | | | | | | | 105 H Lipscomb | | 0 | 2 | | | | | | |
| 25 | H | Kentucky | | 1 | 5 | | | | | | | | | 117 H Mercer | | 3 | 1 | | | | | | |
| | | | | | | | | | | | | | | 133 A Portland | | 1 | 1 | | | | | | |
| | | | | | | | | | | | | | | 144 A Bradley | | 2 | 1 | | | | | | |
| | | | | | | | | | | | | | | 151 H SIUE | | 0 | 2 | | | | | | |
| | | | | | | | | | | | | | | 165 H Marshall | | 0 | 1 | | | | | | |
| | | | | | | | | | | | | | | 178 A Drake | | 4 | 1 | | | | | | |
| | | | | | | | | | | | | | | 180 H Central Ark. | | 3 | 0 | | | | | | |
| | | | | | | | | | | | | | | 192 H Belmont | | 5 | 0 | | | | | | |
| LAST 10 GAMES | | | | | | | | | | | | | | | | | | | | | | | |
| | | | | | | 178 | A | Drake | | 4 | 1 | 151 | H | SIUE | | 0 | 2 | | | | | | |
| | | | | | | 18 | A | Louisville | | 0 | 3 | 61 | A | Butler | | 1 | 2 | | | | | | |
| | | | | | | 25 | H | Kentucky | | 1 | 5 | 165 | H | Marshall | | 0 | 1 | | | | | | |
| | | | | | | 144 | A | Bradley | | 2 | 1 | 117 | H | Mercer | | 3 | 1 | | | | | | |
| | | | | | | 180 | H | Central Ark. | | 3 | 0 | 24 | A | Saint Louis | | 1 | 3 | | | | | | |

Non-Div. I Games:

Evansville

| Average RPI Win: 163 | | WON-LOST RECORD | | WINNING PCT. RANK | | LAST 10 GAMES | | STRENGTH OF SCHEDULE | | OPP. STRENGTH OF SCHEDULE | | TEAM RPI | | ADJ RPI | | CONF. RPI | | ADJ CONF. RPI | |
|----------------------|---|-----------------|--|-------------------|---|----------------|---|----------------------|--|---------------------------|---|----------|---|---------------------|--|-----------|---|---------------|--|
| DIV. I ONLY | | 4-7-2 | | .38462 154 | | 4-4-2 | | 155 | | 67 | | 156 | | .44129 151 | | 20 | | 19 | |
| DIV. I NON-CONF. | | 0-7-2 | | .11111 197 | | 0-4-2 | | 87 | | 25 | | 121 | | .47149 123 | | 15 | | 14 | |
| TOTALS | | RPI 1-25 | | RPI 26-50 | | W-L RECORDS | | RPI 51-100 | | RPI 101-150 | | RPI 150+ | | | | | | | |
| 4-7-2 | | 0-2-0 | | 0-1-0 | | OVERALL | | 0-1-1 | | 2-3-1 | | 2-0-0 | | | | | | | |
| 2-2-2 | | 0-0-0 | | 0-1-0 | | HOME | | 0-1-1 | | 1-0-1 | | 1-0-0 | | | | | | | |
| 2-5-0 | | 0-2-0 | | 0-0-0 | | AWAY | | 0-0-0 | | 1-3-0 | | 1-0-0 | | | | | | | |
| 0-0-0 | | 0-0-0 | | 0-0-0 | | NEUTRAL | | 0-0-0 | | 0-0-0 | | 0-0-0 | | | | | | | |
| 0-7-2 | | 0-2-0 | | 0-1-0 | | NON-CONFERENCE | | 0-1-1 | | 0-3-1 | | 0-0-0 | | | | | | | |
| 0-2-2 | | 0-0-0 | | 0-1-0 | | HOME | | 0-1-1 | | 0-0-1 | | 0-0-0 | | | | | | | |
| 0-5-0 | | 0-2-0 | | 0-0- | | AWAY | | 0-0-0 | | 0-3-0 | | 0-0-0 | | | | | | | |
| 0-0-0 | | 0-0-0 | | 0-0-0 | | NEUTRAL | | 0-0-0 | | 0-0-0 | | 0-0-0 | | | | | | | |
| 4-0-0 | | 0-0-0 | | 0-0-0 | | CONFERENCE | | 0-0-0 | | 2-0-0 | | 2-0-0 | | | | | | | |
| 2-0-0 | | 0-0-0 | | 0-0-0 | | HOME | | 0-0-0 | | 1-0-0 | | 1-0-0 | | | | | | | |
| 2-0-0 | | 0-0-0 | | 0-0-0 | | AWAY | | 0-0-0 | | 1-0-0 | | 1-0-0 | | | | | | | |
| 0-0-0 | | 0-0-0 | | 0-0-0 | | NEUTRAL | | 0-0-0 | | 0-0-0 | | 0-0-0 | | | | | | | |
| RPI | S | Opponent | | Score | | RPI | S | Opponent | | Score | | RPI | S | Opponent | | Score | | | |
| 7 | A | Stanford | | 1 | 2 | 33 | H | Tulsa | | 1 | 2 | 61 | H | Butler | | 1 | 1 | | |
| 13 | A | California | | 1 | 2 | | | | | | | 72 | H | Virginia Tech | | 0 | 1 | | |
| | | | | | | | | | | | | | | 107 A Memphis | | 1 | 2 | | |
| | | | | | | | | | | | | | | 132 H DePaul | | 1 | 1 | | |
| | | | | | | | | | | | | | | 135 A UMKC | | 1 | 2 | | |
| | | | | | | | | | | | | | | 144 H Bradley | | 2 | 0 | | |
| | | | | | | | | | | | | | | 145 A Northern Ill. | | 1 | 4 | | |
| | | | | | | | | | | | | | | 150 A Evansville | | 2 | 0 | | |
| | | | | | | | | | | | | | | 178 H Drake | | 4 | 0 | | |
| | | | | | | | | | | | | | | 180 A Central Ark. | | 3 | 1 | | |
| LAST 10 GAMES | | | | | | | | | | | | | | | | | | | |
| 145 | A | Northern Ill. | | 1 | 4 | 13 | A | California | | 1 | 2 | | | | | | | | |
| 178 | H | Drake | | 4 | 0 | 7 | A | Stanford | | 1 | 2 | | | | | | | | |
| 180 | A | Central Ark. | | 3 | 1 | 132 | H | DePaul | | 1 | 1 | | | | | | | | |
| 144 | H | Bradley | | 2 | 0 | 135 | A | UMKC | | 1 | 2 | | | | | | | | |
| 150 | A | Evansville | | 2 | 0 | 61 | H | Butler | | 1 | 1 | | | | | | | | |

Non-Div. I Games:

SIUE

| | | | | | | | | | | | | | | | | | | | | |
|-------------------|---|----------|----------|-----------|-----------|----------------|---------|------------|-------------|-------------|-----------------|----------|------|----------|-----|----------------|--------|---|-----------|--|
| Average RPI Win: | | 167 | WON-LOST | | WINNING | | LAST 10 | | STRENGTH OF | | OPP. STRENGTH | | TEAM | | ADJ | | CONF. | | ADJ CONF. | |
| Average RPI Loss: | | 72 | RECORD | | PCT. RANK | | GAMES | | SCHEDULE | | OF SCHEDULE | | RPI | | RPI | | RPI | | RPI | |
| DIV. I ONLY | | | 5-8-2 | | .4 | | 140 | | 3-6-1 | | 154 | | 103 | | 154 | | .44122 | | 152 | |
| DIV. I NON-CONF. | | | 3-5-1 | | .38889 | | 148 | | 1-3-0 | | 172 | | 78 | | 163 | | .43772 | | 154 | |
| TOTALS | | RPI 1-25 | | RPI 26-50 | | W-L RECORDS | | RPI 51-100 | | RPI 101-150 | | RPI 150+ | | | | | | | | |
| 5-8-2 | | 0-0-0 | | 0-4-0 | | OVERALL | | 0-2-0 | | 2-1-2 | | 3-1-0 | | | | | | | | |
| 4-2-0 | | 0-0-0 | | 0-0-0 | | HOME | | 0-1-0 | | 2-0-0 | | 2-1-0 | | | | | | | | |
| 1-6-2 | | 0-0-0 | | 0-4-0 | | AWAY | | 0-1-0 | | 0-1-2 | | 1-0-0 | | | | | | | | |
| 0-0-0 | | 0-0-0 | | 0-0-0 | | NEUTRAL | | 0-0-0 | | 0-0-0 | | 0-0-0 | | | | | | | | |
| 3-5-1 | | 0-0-0 | | 0-3-0 | | NON-CONFERENCE | | 0-1-0 | | 1-1-1 | | 2-0-0 | | | | | | | | |
| 3-0-0 | | 0-0-0 | | 0-0-0 | | HOME | | 0-0-0 | | 1-0-0 | | 2-0-0 | | | | | | | | |
| 0-5-1 | | 0-0-0 | | 0-0- | | AWAY | | 0-1-0 | | 0-1-1 | | 0-0-0 | | | | | | | | |
| 0-0-0 | | 0-0-0 | | 0-0-0 | | NEUTRAL | | 0-0-0 | | 0-0-0 | | 0-0-0 | | | | | | | | |
| 2-3-1 | | 0-0-0 | | 0-1-0 | | CONFERENCE | | 0-1-0 | | 1-0-1 | | 1-1-0 | | | | | | | | |
| 1-2-0 | | 0-0-0 | | 0-0-0 | | HOME | | 0-1-0 | | 1-0-0 | | 0-1-0 | | | | | | | | |
| 1-1-1 | | 0-0-0 | | 0-1-0 | | AWAY | | 0-0-0 | | 0-0-1 | | 1-0-0 | | | | | | | | |
| 0-0-0 | | 0-0-0 | | 0-0-0 | | NEUTRAL | | 0-0-0 | | 0-0-0 | | 0-0-0 | | | | | | | | |
| RPI | S | Opponent | | Score | | RPI | S | Opponent | | Score | | RPI | S | Opponent | | Score | | | | |
| | | | | 31 | A | George Mason | 0 | 1 | 63 | H | Rhode Island | 0 | 1 | 111 | A | VCU | 0 | 0 | | |
| | | | | 36 | A | Boston U. | 0 | 1 | 66 | A | St. John's (NY) | 0 | 1 | 124 | A | Columbia | 0 | 2 | | |
| | | | | 38 | A | Dartmouth | 0 | 2 | | | | | | 141 | H | Saint Joseph's | 2 | 0 | | |
| | | | | 46 | A | Boston College | 0 | 2 | | | | | | 146 | H | Lafayette | 2 | 1 | | |
| | | | | | | | | | | | | | | 149 | A | NJIT | 1 | 1 | | |
| | | | | | | | | | | | | | | 167 | A | La Salle | 3 | 1 | | |
| | | | | | | | | | | | | | | 172 | H | Massachusetts | 0 | 2 | | |
| | | | | | | | | | | | | | | 186 | H | Manhattan | 3 | 1 | | |
| | | | | | | | | | | | | | | 196 | H | Temple | 1 | 0 | | |
| LAST 10 GAMES | | | | | | | | | | | | | | | | | | | | |
| | | | | 172 | H | Massachusetts | 0 | 2 | 63 | H | Rhode Island | 0 | 1 | | | | | | | |
| | | | | 31 | A | George Mason | 0 | 1 | 66 | A | St. John's (NY) | 0 | 1 | | | | | | | |
| | | | | 111 | A | VCU | 0 | 0 | 38 | A | Dartmouth | 0 | 2 | | | | | | | |
| | | | | 141 | H | Saint Joseph's | 2 | 0 | 124 | A | Columbia | 0 | 2 | | | | | | | |
| | | | | 167 | A | La Salle | 3 | 1 | 196 | H | Temple | 1 | 0 | | | | | | | |

Non-Div. I Games:

Fordham

| Average RPI Win: | | 157 | WON-LOST RECORD | | WINNING PCT. RANK | | LAST 10 GAMES | | STRENGTH OF SCHEDULE | | OPP. STRENGTH OF SCHEDULE | | TEAM RPI | | ADJ RPI | | CONF. RPI | | ADJ CONF. RPI | | | |
|---------------------|---|------------|-----------------|-----------|-------------------|----------------|---------------|----------------------|----------------------|-------------|---------------------------|----------|----------|-----|------------|--------------------|-----------|----------------|---------------|---|---|---|
| DIV. I ONLY | | | 4-9-0 | | .30769 171 | | 3-7-0 | | 93 | | 142 | | 157 | | .44042 153 | | 15 | | 16 | | | |
| DIV. I NON-CONF. | | | 1-6-0 | | .14286 191 | | 0-4-0 | | 113 | | 129 | | 157 | | .43407 158 | | 14 | | 15 | | | |
| TOTALS | | RPI 1-25 | | RPI 26-50 | | W-L RECORDS | | RPI 51-100 | | RPI 101-150 | | RPI 150+ | | | | | | | | | | |
| 4-9-0 | | 0-1-0 | | 0-2-0 | | OVERALL | | 0-3-0 | | 1-1-0 | | 3-2-0 | | | | | | | | | | |
| 0-3-0 | | 0-0-0 | | 0-1-0 | | HOME | | 0-1-0 | | 0-1-0 | | 0-0-0 | | | | | | | | | | |
| 4-6-0 | | 0-1-0 | | 0-1-0 | | AWAY | | 0-2-0 | | 1-0-0 | | 3-2-0 | | | | | | | | | | |
| 0-0-0 | | 0-0-0 | | 0-0-0 | | NEUTRAL | | 0-0-0 | | 0-0-0 | | 0-0-0 | | | | | | | | | | |
| 1-6-0 | | 0-1-0 | | 0-1-0 | | NON-CONFERENCE | | 0-1-0 | | 0-1-0 | | 1-2-0 | | | | | | | | | | |
| 0-1-0 | | 0-0-0 | | 0-0-0 | | HOME | | 0-0-0 | | 0-1-0 | | 0-0-0 | | | | | | | | | | |
| 1-5-0 | | 0-1-0 | | 0-0- | | AWAY | | 0-1-0 | | 0-0-0 | | 1-2-0 | | | | | | | | | | |
| 0-0-0 | | 0-0-0 | | 0-0-0 | | NEUTRAL | | 0-0-0 | | 0-0-0 | | 0-0-0 | | | | | | | | | | |
| 3-3-0 | | 0-0-0 | | 0-1-0 | | CONFERENCE | | 0-2-0 | | 1-0-0 | | 2-0-0 | | | | | | | | | | |
| 0-2-0 | | 0-0-0 | | 0-1-0 | | HOME | | 0-1-0 | | 0-0-0 | | 0-0-0 | | | | | | | | | | |
| 3-1-0 | | 0-0-0 | | 0-0-0 | | AWAY | | 0-1-0 | | 1-0-0 | | 2-0-0 | | | | | | | | | | |
| 0-0-0 | | 0-0-0 | | 0-0-0 | | NEUTRAL | | 0-0-0 | | 0-0-0 | | 0-0-0 | | | | | | | | | | |
| RPI | S | Opponent | | | Score | | RPI | S | Opponent | | | Score | | RPI | S | Opponent | | | Score | | | |
| 13 | A | California | | | 1 | 6 | 37 | H | Valparaiso | | | 0 | 1 | 71 | H | Oakland | | | 0 | 1 | | |
| | | | | | | | 39 | A | Wake Forest | | | 1 | 4 | 77 | A | North Carolina St. | | | 0 | 4 | | |
| | | | | | | | | | | | | | | 79 | A | Detroit | | | 0 | 3 | | |
| | | | | | | | | | | | | | | | | 109 | A | Wright St. | | | 3 | 1 |
| | | | | | | | | | | | | | | | | 118 | H | Bowling Green | | | 0 | 1 |
| | | | | | | | | | | | | | | | | 160 | A | Milwaukee | | | 3 | 1 |
| | | | | | | | | | | | | | | | | 161 | A | Sacramento St. | | | 0 | 2 |
| | | | | | | | | | | | | | | | | 165 | A | Marshall | | | 2 | 0 |
| | | | | | | | | | | | | | | | | 174 | A | Cincinnati | | | 0 | 2 |
| | | | | | | | | | | | | | | | | 192 | A | Belmont | | | 1 | 0 |
| LAST 10 GAMES | | | | | | | | | | | | | | | | | | | | | | |
| 79 A Detroit | | | | | | 0 | 3 | 192 A Belmont | | | | | | 1 | 0 | | | | | | | |
| 37 H Valparaiso | | | | | | 0 | 1 | 160 A Milwaukee | | | | | | 3 | 1 | | | | | | | |
| 109 A Wright St. | | | | | | 3 | 1 | 174 A Cincinnati | | | | | | 0 | 2 | | | | | | | |
| 71 H Oakland | | | | | | 0 | 1 | 161 A Sacramento St. | | | | | | 0 | 2 | | | | | | | |
| 118 H Bowling Green | | | | | | 0 | 1 | 13 A California | | | | | | 1 | 6 | | | | | | | |

| | | | |
|-------------------|-------------|---|---|
| Non-Div. I Games: | Salem Int'l | 3 | 2 |
|-------------------|-------------|---|---|

Cleveland St.

| Average RPI Win: | 132 | WON-LOST RECORD | WINNING PCT. RANK | LAST 10 GAMES | STRENGTH OF SCHEDULE | OPP. STRENGTH OF SCHEDULE | TEAM RPI | ADJ RPI | CONF. RPI | ADJ CONF. RPI | | |
|-------------------|----------|-----------------|-------------------|----------------|----------------------|---------------------------|----------|-------------|-----------|---------------|-------------------|-----|
| Average RPI Loss: | 98 | | | | | | | | | | | |
| DIV. I ONLY | | 4-8-2 | .35714 | 166 | 3-4-2 | 122 | 126 | 158 | .43962 | 154 | 9 | 9 |
| DIV. I NON-CONF. | | 3-8-0 | .27273 | 172 | 2-4-0 | 141 | 98 | 161 | .43289 | 161 | 9 | 9 |
| <hr/> | | | | | | | | | | | | |
| TOTALS | RPI 1-25 | RPI 26-50 | | W-L RECORDS | | RPI 51-100 | | RPI 101-150 | | RPI 150+ | | |
| 4-8-2 | 0-0-0 | 0-1-0 | | OVERALL | | 1-4-0 | | 2-3-2 | | 1-0-0 | | |
| 4-1-1 | 0-0-0 | 0-0-0 | | HOME | | 1-0-0 | | 2-1-1 | | 1-0-0 | | |
| 0-7-1 | 0-0-0 | 0-1-0 | | AWAY | | 0-4-0 | | 0-2-1 | | 0-0-0 | | |
| 0-0-0 | 0-0-0 | 0-0-0 | | NEUTRAL | | 0-0-0 | | 0-0-0 | | 0-0-0 | | |
| 3-8-0 | 0-0-0 | 0-1-0 | | NON-CONFERENCE | | 1-4-0 | | 1-3-0 | | 1-0-0 | | |
| 3-1-0 | 0-0-0 | 0-0-0 | | HOME | | 1-0-0 | | 1-1-0 | | 1-0-0 | | |
| 0-7-0 | 0-0-0 | 0-0- | | AWAY | | 0-4-0 | | 0-2-0 | | 0-0-0 | | |
| 0-0-0 | 0-0-0 | 0-0-0 | | NEUTRAL | | 0-0-0 | | 0-0-0 | | 0-0-0 | | |
| 1-0-2 | 0-0-0 | 0-0-0 | | CONFERENCE | | 0-0-0 | | 1-0-2 | | 0-0-0 | | |
| 1-0-1 | 0-0-0 | 0-0-0 | | HOME | | 0-0-0 | | 1-0-1 | | 0-0-0 | | |
| 0-0-1 | 0-0-0 | 0-0-0 | | AWAY | | 0-0-0 | | 0-0-1 | | 0-0-0 | | |
| 0-0-0 | 0-0-0 | 0-0-0 | | NEUTRAL | | 0-0-0 | | 0-0-0 | | 0-0-0 | | |
| RPI | S | Opponent | Score | RPI | S | Opponent | Score | RPI | S | Opponent | Score | |
| | | | | 50 | A | Cornell | 0 5 | 60 | A | San Diego | 1 4 | |
| | | | | | | | | 75 | A | San Diego St. | 0 1 | |
| | | | | | | | | 79 | H | Detroit | 3 2 | |
| | | | | | | | | 93 | A | Canisius | 0 1 | |
| | | | | | | | | 96 | A | Duquesne | 0 3 | |
| | | | | | | | | | | 102 | H Western Mich. | 2 2 |
| | | | | | | | | | | 115 | H Bryant | 3 2 |
| | | | | | | | | | | 118 | A Bowling Green | 1 1 |
| | | | | | | | | | | 122 | H Bucknell | 0 2 |
| | | | | | | | | | | 142 | A Niagara | 1 2 |
| | | | | | | | | | | 145 | H Northern Ill. | 2 1 |
| | | | | | | | | | | 146 | A Lafayette | 0 1 |
| | | | | | | | | | | 190 | H St. Bonaventure | 4 0 |
| <hr/> | | | | | | | | | | | | |
| LAST 10 GAMES | | | | | | | | | | | | |
| | | | | 145 | H | Northern Ill. | 2 1 | 50 | A | Cornell | 0 5 | |
| | | | | 190 | H | St. Bonaventure | 4 0 | 96 | A | Duquesne | 0 3 | |
| | | | | 118 | A | Bowling Green | 1 1 | 79 | H | Detroit | 3 2 | |
| | | | | 146 | A | Lafayette | 0 1 | 93 | A | Canisius | 0 1 | |
| | | | | 102 | H | Western Mich. | 2 2 | 142 | A | Niagara | 1 2 | |

Non-Div. I Games: Houghton 2 0

Buffalo

| | | | | | | | | | | | | | | | |
|-------------------|----------|-----------|-----------|-----------------------------|-------------|---------------|-------|-----------------------------|-------|-----------|-------|-----------------------|--|--|--|
| Average RPI Win: | 161 | WON-LOST | WINNING | LAST 10 | STRENGTH OF | OPP. STRENGTH | TEAM | ADJ | CONF. | ADJ CONF. | | | | | |
| Average RPI Loss: | 135 | RECORD | PCT. RANK | GAMES | SCHEDULE | OF SCHEDULE | RPI | RPI | RPI | RPI | | | | | |
| DIV. I ONLY | 7-5-4 | .5625 | 91 | 6-1-3 | 194 | 181 | 148 | .43896 | 155 | 23 | 23 | | | | |
| DIV. I NON-CONF. | 5-4-2 | .54545 | 97 | 4-0-1 | 186 | 163 | 153 | .44021 | 153 | 22 | 22 | | | | |
| <hr/> | | | | | | | | | | | | | | | |
| TOTALS | RPI 1-25 | RPI 26-50 | | W-L RECORDS | | RPI 51-100 | | RPI 101-150 | | RPI 150+ | | | | | |
| 7-5-4 | 0-0-0 | 0-0-0 | | OVERALL | | 0-1-0 | | 3-3-2 | | 4-1-2 | | | | | |
| 4-1-0 | 0-0-0 | 0-0-0 | | HOME | | 0-0-0 | | 2-0-0 | | 2-1-0 | | | | | |
| 3-3-4 | 0-0-0 | 0-0-0 | | AWAY | | 0-1-0 | | 1-2-2 | | 2-0-2 | | | | | |
| 0-1-0 | 0-0-0 | 0-0-0 | | NEUTRAL | | 0-0-0 | | 0-1-0 | | 0-0-0 | | | | | |
| <hr/> | | | | | | | | | | | | | | | |
| 5-4-2 | 0-0-0 | 0-0-0 | | NON-CONFERENCE | | 0-0-0 | | 3-3-1 | | 2-1-1 | | | | | |
| 3-1-0 | 0-0-0 | 0-0-0 | | HOME | | 0-0-0 | | 2-0-0 | | 1-1-0 | | | | | |
| 2-2-2 | 0-0-0 | 0-0- | | AWAY | | 0-0-0 | | 1-2-1 | | 1-0-1 | | | | | |
| 0-1-0 | 0-0-0 | 0-0-0 | | NEUTRAL | | 0-0-0 | | 0-1-0 | | 0-0-0 | | | | | |
| <hr/> | | | | | | | | | | | | | | | |
| 2-1-2 | 0-0-0 | 0-0-0 | | CONFERENCE | | 0-1-0 | | 0-0-1 | | 2-0-1 | | | | | |
| 1-0-0 | 0-0-0 | 0-0-0 | | HOME | | 0-0-0 | | 0-0-0 | | 1-0-0 | | | | | |
| 1-1-2 | 0-0-0 | 0-0-0 | | AWAY | | 0-1-0 | | 0-0-1 | | 1-0-1 | | | | | |
| 0-0-0 | 0-0-0 | 0-0-0 | | NEUTRAL | | 0-0-0 | | 0-0-0 | | 0-0-0 | | | | | |
| <hr/> | | | | | | | | | | | | | | | |
| RPI | S | Opponent | Score | RPI | S | Opponent | Score | RPI | S | Opponent | Score | | | | |
| | | | | 82 A Saint Francis (PA) 0 1 | | | | 114 H Rider 2 0 | | | | | | | |
| | | | | | | | | 115 A Bryant 1 1 | | | | | | | |
| | | | | | | | | 119 A Army 2 0 | | | | | | | |
| | | | | | | | | 121 A Vermont 1 2 | | | | | | | |
| | | | | | | | | 141 A Saint Joseph's 0 1 | | | | | | | |
| | | | | | | | | 143 N UMass Lowell 1 3 | | | | | | | |
| | | | | | | | | 146 A Lafayette 2 2 | | | | | | | |
| | | | | | | | | 149 H NJIT 2 0 | | | | | | | |
| | | | | | | | | 168 A Albany (NY) 0 0 | | | | | | | |
| | | | | | | | | 169 H Central Conn. St. 1 0 | | | | | | | |
| | | | | | | | | 179 A Saint Peter's 2 0 | | | | | | | |
| | | | | | | | | 182 A Robert Morris 1 1 | | | | | | | |
| | | | | | | | | 186 H Manhattan 0 1 | | | | | | | |
| | | | | | | | | 199 H Howard 3 0 | | | | | | | |
| | | | | | | | | 201 A Sacred Heart 2 1 | | | | | | | |
| | | | | <hr/> | | | | | | | | | | | |
| | | | | | | | | LAST 10 GAMES | | | | | | | |
| | | | | | | | | 115 A Bryant 1 1 | | | | 149 H NJIT 2 0 | | | |
| | | | | | | | | 169 H Central Conn. St. 1 0 | | | | 168 A Albany (NY) 0 0 | | | |
| | | | | | | | | 182 A Robert Morris 1 1 | | | | 114 H Rider 2 0 | | | |
| | | | | 82 A Saint Francis (PA) 0 1 | | | | 179 A Saint Peter's 2 0 | | | | | | | |
| | | | | 201 A Sacred Heart 2 1 | | | | 119 A Army 2 0 | | | | | | | |

Non-Div. I Games:

St. Francis Brooklyn

| | | | | | | | | | | | | | | | | | | | |
|----------------------|---|-----------------|--|-------------------|--|----------------|---|----------------------|--|---------------------------|--|----------|---|------------|--|-----------|--|---------------|--|
| Average RPI Win: 180 | | WON-LOST RECORD | | WINNING PCT. RANK | | LAST 10 GAMES | | STRENGTH OF SCHEDULE | | OPP. STRENGTH OF SCHEDULE | | TEAM RPI | | ADJ RPI | | CONF. RPI | | ADJ CONF. RPI | |
| DIV. I ONLY | | 5-5-1 | | .5 106 | | 4-5-1 | | 192 | | 197 | | 160 | | .43432 156 | | 22 | | 22 | |
| DIV. I NON-CONF. | | 3-3-0 | | .5 101 | | 2-3-0 | | 195 | | 182 | | 171 | | .41363 172 | | 23 | | 23 | |
| TOTALS | | RPI 1-25 | | RPI 26-50 | | W-L RECORDS | | RPI 51-100 | | RPI 101-150 | | RPI 150+ | | | | | | | |
| 5-5-1 | | 0-0-0 | | 0-0-0 | | OVERALL | | 0-1-0 | | 1-2-1 | | 4-2-0 | | | | | | | |
| 3-1-0 | | 0-0-0 | | 0-0-0 | | HOME | | 0-0-0 | | 1-1-0 | | 2-0-0 | | | | | | | |
| 2-3-1 | | 0-0-0 | | 0-0-0 | | AWAY | | 0-1-0 | | 0-1-1 | | 2-1-0 | | | | | | | |
| 0-1-0 | | 0-0-0 | | 0-0-0 | | NEUTRAL | | 0-0-0 | | 0-0-0 | | 0-1-0 | | | | | | | |
| 3-3-0 | | 0-0-0 | | 0-0-0 | | NON-CONFERENCE | | 0-1-0 | | 1-0-0 | | 2-2-0 | | | | | | | |
| 2-0-0 | | 0-0-0 | | 0-0-0 | | HOME | | 0-0-0 | | 1-0-0 | | 1-0-0 | | | | | | | |
| 1-2-0 | | 0-0-0 | | 0-0- | | AWAY | | 0-1-0 | | 0-0-0 | | 1-1-0 | | | | | | | |
| 0-1-0 | | 0-0-0 | | 0-0-0 | | NEUTRAL | | 0-0-0 | | 0-0-0 | | 0-1-0 | | | | | | | |
| 2-2-1 | | 0-0-0 | | 0-0-0 | | CONFERENCE | | 0-0-0 | | 0-2-1 | | 2-0-0 | | | | | | | |
| 1-1-0 | | 0-0-0 | | 0-0-0 | | HOME | | 0-0-0 | | 0-1-0 | | 1-0-0 | | | | | | | |
| 1-1-1 | | 0-0-0 | | 0-0-0 | | AWAY | | 0-0-0 | | 0-1-1 | | 1-0-0 | | | | | | | |
| 0-0-0 | | 0-0-0 | | 0-0-0 | | NEUTRAL | | 0-0-0 | | 0-0-0 | | 0-0-0 | | | | | | | |
| RPI | S | Opponent | | Score | | RPI | S | Opponent | | Score | | RPI | S | Opponent | | Score | | | |
| | | | | | | | | | | | | | | | | | | | |
| | | | | | | | | | | | | | | | | | | | |
| | | | | | | | | | | | | | | | | | | | |
| | | | | | | | | | | | | | | | | | | | |
| | | | | | | | | | | | | | | | | | | | |
| | | | | | | | | | | | | | | | | | | | |
| | | | | | | | | | | | | | | | | | | | |
| | | | | | | | | | | | | | | | | | | | |
| | | | | | | | | | | | | | | | | | | | |
| | | | | | | | | | | | | | | | | | | | |
| | | | | | | | | | | | | | | | | | | | |
| | | | | | | | | | | | | | | | | | | | |
| | | | | | | | | | | | | | | | | | | | |
| | | | | | | | | | | | | | | | | | | | |
| | | | | | | | | | | | | | | | | | | | |
| | | | | | | | | | | | | | | | | | | | |
| | | | | | | | | | | | | | | | | | | | |
| | | | | | | | | | | | | | | | | | | | |
| | | | | | | | | | | | | | | | | | | | |
| | | | | | | | | | | | | | | | | | | | |
| | | | | | | | | | | | | | | | | | | | |
| | | | | | | | | | | | | | | | | | | | |
| | | | | | | | | | | | | | | | | | | | |
| | | | | | | | | | | | | | | | | | | | |
| | | | | | | | | | | | | | | | | | | | |
| | | | | | | | | | | | | | | | | | | | |
| | | | | | | | | | | | | | | | | | | | |
| | | | | | | | | | | | | | | | | | | | |
| | | | | | | | | | | | | | | | | | | | |
| | | | | | | | | | | | | | | | | | | | |
| | | | | | | | | | | | | | | | | | | | |
| | | | | | | | | | | | | | | | | | | | |
| | | | | | | | | | | | | | | | | | | | |
| | | | | | | | | | | | | | | | | | | | |
| | | | | | | | | | | | | | | | | | | | |
| | | | | | | | | | | | | | | | | | | | |
| | | | | | | | | | | | | | | | | | | | |
| | | | | | | | | | | | | | | | | | | | |
| | | | | | | | | | | | | | | | | | | | |
| | | | | | | | | | | | | | | | | | | | |
| | | | | | | | | | | | | | | | | | | | |
| | | | | | | | | | | | | | | | | | | | |
| | | | | | | | | | | | | | | | | | | | |
| | | | | | | | | | | | | | | | | | | | |
| | | | | | | | | | | | | | | | | | | | |
| | | | | | | | | | | | | | | | | | | | |

Non-Div. I Games:

North Florida

| Average RPI Win: | | 130 | WON-LOST RECORD | | WINNING PCT. RANK | | LAST 10 GAMES | | STRENGTH OF SCHEDULE | | OPP. STRENGTH OF SCHEDULE | | TEAM RPI | | ADJ RPI | | CONF. RPI | | ADJ CONF. RPI | | |
|------------------|---|----------|-----------------|-----------|-------------------|----------------|---------------|------------|----------------------|-------------|---------------------------|----------|----------|-----------|------------|-------|-----------|--|---------------|--|--|
| DIV. I ONLY | | | 4-11-0 | | .26667 180 | | 2-7-0 | | 72 | | 147 | | 159 | | .43171 157 | | 17 | | 17 | | |
| DIV. I NON-CONF. | | | 2-9-0 | | .18182 188 | | 0-5-0 | | 78 | | 125 | | 149 | | .43745 155 | | 16 | | 17 | | |
| TOTALS | | RPI 1-25 | | RPI 26-50 | | W-L RECORDS | | RPI 51-100 | | RPI 101-150 | | RPI 150+ | | | | | | | | | |
| 4-11-0 | | 0-1-0 | | 0-1-0 | | OVERALL | | 1-3-0 | | 2-6-0 | | 1-0-0 | | | | | | | | | |
| 2-7-0 | | 0-1-0 | | 0-1-0 | | HOME | | 1-0-0 | | 0-5-0 | | 1-0-0 | | | | | | | | | |
| 1-4-0 | | 0-0-0 | | 0-0-0 | | AWAY | | 0-3-0 | | 1-1-0 | | 0-0-0 | | | | | | | | | |
| 1-0-0 | | 0-0-0 | | 0-0-0 | | NEUTRAL | | 0-0-0 | | 1-0-0 | | 0-0-0 | | | | | | | | | |
| 2-9-0 | | 0-1-0 | | 0-1-0 | | NON-CONFERENCE | | 0-3-0 | | 2-4-0 | | 0-0-0 | | | | | | | | | |
| 0-6-0 | | 0-1-0 | | 0-1-0 | | HOME | | 0-0-0 | | 0-4-0 | | 0-0-0 | | | | | | | | | |
| 1-3-0 | | 0-0-0 | | 0-0- | | AWAY | | 0-3-0 | | 1-0-0 | | 0-0-0 | | | | | | | | | |
| 1-0-0 | | 0-0-0 | | 0-0-0 | | NEUTRAL | | 0-0-0 | | 1-0-0 | | 0-0-0 | | | | | | | | | |
| 2-2-0 | | 0-0-0 | | 0-0-0 | | CONFERENCE | | 1-0-0 | | 0-2-0 | | 1-0-0 | | | | | | | | | |
| 2-1-0 | | 0-0-0 | | 0-0-0 | | HOME | | 1-0-0 | | 0-1-0 | | 1-0-0 | | | | | | | | | |
| 0-1-0 | | 0-0-0 | | 0-0-0 | | AWAY | | 0-0-0 | | 0-1-0 | | 0-0-0 | | | | | | | | | |
| 0-0-0 | | 0-0-0 | | 0-0-0 | | NEUTRAL | | 0-0-0 | | 0-0-0 | | 0-0-0 | | | | | | | | | |
| RPI | S | Opponent | | Score | | RPI | S | Opponent | | Score | | RPI | S | Opponent | | Score | | | | | |
| 4 | H | Syracuse | | 0 1 | | 50 | H | Cornell | | 0 1 | | 54 | A | Hofstra | | 0 1 | | | | | |
| | | | | | | | | | | | | 62 | A | Princeton | | 0 2 | | | | | |
| | | | | | | | | | | | | 94 | H | Hartford | | 1 0 | | | | | |
| | | | | | | | | | | | | 96 | A | Duquesne | | 2 3 | | | | | |
| | | | | | | | | | | | | | | | | | | | | | |
| | | | | | | | | | | | | | | | | | | | | | |
| | | | | | | | | | | | | | | | | | | | | | |
| | | | | | | | | | | | | | | | | | | | | | |
| | | | | | | | | | | | | | | | | | | | | | |
| | | | | | | | | | | | | | | | | | | | | | |
| | | | | | | | | | | | | | | | | | | | | | |
| | | | | | | | | | | | | | | | | | | | | | |
| | | | | | | | | | | | | | | | | | | | | | |
| | | | | | | | | | | | | | | | | | | | | | |
| | | | | | | | | | | | | | | | | | | | | | |
| | | | | | | | | | | | | | | | | | | | | | |
| | | | | | | | | | | | | | | | | | | | | | |
| | | | | | | | | | | | | | | | | | | | | | |
| | | | | | | | | | | | | | | | | | | | | | |
| | | | | | | | | | | | | | | | | | | | | | |
| | | | | | | | | | | | | | | | | | | | | | |
| | | | | | | | | | | | | | | | | | | | | | |
| | | | | | | | | | | | | | | | | | | | | | |
| | | | | | | | | | | | | | | | | | | | | | |
| | | | | | | | | | | | | | | | | | | | | | |
| | | | | | | | | | | | | | | | | | | | | | |
| | | | | | | | | | | | | | | | | | | | | | |
| | | | | | | | | | | | | | | | | | | | | | |
| | | | | | | | | | | | | | | | | | | | | | |
| | | | | | | | | | | | | | | | | | | | | | |
| | | | | | | | | | | | | | | | | | | | | | |
| | | | | | | | | | | | | | | | | | | | | | |
| | | | | | | | | | | | | | | | | | | | | | |
| | | | | | | | | | | | | | | | | | | | | | |
| | | | | | | | | | | | | | | | | | | | | | |
| | | | | | | | | | | | | | | | | | | | | | |
| | | | | | | | | | | | | | | | | | | | | | |
| | | | | | | | | | | | | | | | | | | | | | |
| | | | | | | | | | | | | | | | | | | | | | |
| | | | | | | | | | | | | | | | | | | | | | |
| | | | | | | | | | | | | | | | | | | | | | |
| | | | | | | | | | | | | | | | | | | | | | |
| | | | | | | | | | | | | | | | | | | | | | |
| | | | | | | | | | | | | | | | | | | | | | |
| | | | | | | | | | | | | | | | | | | | | | |
| | | | | | | | | | | | | | | | | | | | | | |
| | | | | | | | | | | | | | | | | | | | | | |
| | | | | | | | | | | | | | | | | | | | | | |
| | | | | | | | | | | | | | | | | | | | | | |
| | | | | | | | | | | | | | | | | | | | | | |
| | | | | | | | | | | | | | | | | | | | | | |
| | | | | | | | | | | | | | | | | | | | | | |
| | | | | | | | | | | | | | | | | | | | | | |
| | | | | | | | | | | | | | | | | | | | | | |
| | | | | | | | | | | | | | | | | | | | | | |
| | | | | | | | | | | | | | | | | | | | | | |
| | | | | | | | | | | | | | | | | | | | | | |
| | | | | | | | | | | | | | | | | | | | | | |
| | | | | | | | | | | | | | | | | | | | | | |
| | | | | | | | | | | | | | | | | | | | | | |
| | | | | | | | | | | | | | | | | | | | | | |
| | | | | | | | | | | | | | | | | | | | | | |
| | | | | | | | | | | | | | | | | | | | | | |
| | | | | | | | | | | | | | | | | | | | | | |
| | | | | | | | | | | | | | | | | | | | | | |
| | | | | | | | | | | | | | | | | | | | | | |
| | | | | | | | | | | | | | | | | | | | | | |
| | | | | | | | | | | | | | | | | | | | | | |
| | | | | | | | | | | | | | | | | | | | | | |
| | | | | | | | | | | | | | | | | | | | | | |
| | | | | | | | | | | | | | | | | | | | | | |
| | | | | | | | | | | | | | | | | | | | | | |
| | | | | | | | | | | | | | | | | | | | | | |
| | | | | | | | | | | | | | | | | | | | | | |
| | | | | | | | | | | | | | | | | | | | | | |
| | | | | | | | | | | | | | | | | | | | | | |
| | | | | | | | | | | | | | | | | | | | | | |
| | | | | | | | | | | | | | | | | | | | | | |
| | | | | | | | | | | | | | | | | | | | | | |
| | | | | | | | | | | | | | | | | | | | | | |
| | | | | | | | | | | | | | | | | | | | | | |
| | | | | | | | | | | | | | | | | | | | | | |
| | | | | | | | | | | | | | | | | | | | | | |
| | | | | | | | | | | | | | | | | | | | | | |
| | | | | | | | | | | | | | | | | | | | | | |
| | | | | | | | | | | | | | | | | | | | | | |
| | | | | | | | | | | | | | | | | | | | | | |
| | | | | | | | | | | | | | | | | | | | | | |
| | | | | | | | | | | | | | | | | | | | | | |
| | | | | | | | | | | | | | | | | | | | | | |
| | | | | | | | | | | | | | | | | | | | | | |
| | | | | | | | | | | | | | | | | | | | | | |
| | | | | | | | | | | | | | | | | | | | | | |
| | | | | | | | | | | | | | | | | | | | | | |
| | | | | | | | | | | | | | | | | | | | | | |
| | | | | | | | | | | | | | | | | | | | | | |
| | | | | | | | | | | | | | | | | | | | | | |
| | | | | | | | | | | | | | | | | | | | | | |
| | | | | | | | | | | | | | | | | | | | | | |
| | | | | | | | | | | | | | | | | | | | | | |
| | | | | | | | | | | | | | | | | | | | | | |
| | | | | | | | | | | | | | | | | | | | | | |
| | | | | | | | | | | | | | | | | | | | | | |
| | | | | | | | | | | | | | | | | | | | | | |
| | | | | | | | | | | | | | | | | | | | | | |
| | | | | | | | | | | | | | | | | | | | | | |
| | | | | | | | | | | | | | | | | | | | | | |
| | | | | | | | | | | | | | | | | | | | | | |
| | | | | | | | | | | | | | | | | | | | | | |
| | | | | | | | | | | | | | | | | | | | | | |

Non-Div. I Games:

Binghamton

| Average RPI Win: 172 | | WON-LOST RECORD | | WINNING PCT. RANK | | LAST 10 GAMES | | STRENGTH OF SCHEDULE | | OPP. STRENGTH OF SCHEDULE | | TEAM RPI | | ADJ RPI | | CONF. RPI | | ADJ CONF. RPI | |
|----------------------|---|------------------|--|-------------------|---|----------------|---|----------------------|--|---------------------------|---|----------|---|------------------|--|-----------|---|---------------|--|
| DIV. I ONLY | | 4-9-2 | | .33333 168 | | 2-6-2 | | 126 | | 150 | | 167 | | .43155 158 | | 16 | | 15 | |
| DIV. I NON-CONF. | | 2-5-1 | | .3125 160 | | 0-2-1 | | 139 | | 158 | | 167 | | .42451 165 | | 17 | | 16 | |
| TOTALS | | RPI 1-25 | | RPI 26-50 | | W-L RECORDS | | RPI 51-100 | | RPI 101-150 | | RPI 150+ | | | | | | | |
| 4-9-2 | | 0-0-0 | | 0-2-1 | | OVERALL | | 0-3-1 | | 1-3-0 | | 3-1-0 | | | | | | | |
| 2-2-1 | | 0-0-0 | | 0-0-0 | | HOME | | 0-1-1 | | 1-1-0 | | 1-0-0 | | | | | | | |
| 2-7-1 | | 0-0-0 | | 0-2-1 | | AWAY | | 0-2-0 | | 0-2-0 | | 2-1-0 | | | | | | | |
| 0-0-0 | | 0-0-0 | | 0-0-0 | | NEUTRAL | | 0-0-0 | | 0-0-0 | | 0-0-0 | | | | | | | |
| 2-5-1 | | 0-0-0 | | 0-1-1 | | NON-CONFERENCE | | 0-2-0 | | 0-1-0 | | 2-1-0 | | | | | | | |
| 1-2-0 | | 0-0-0 | | 0-0-0 | | HOME | | 0-1-0 | | 0-1-0 | | 1-0-0 | | | | | | | |
| 1-3-1 | | 0-0-0 | | 0-1- | | AWAY | | 0-1-0 | | 0-0-0 | | 1-1-0 | | | | | | | |
| 0-0-0 | | 0-0-0 | | 0-0-0 | | NEUTRAL | | 0-0-0 | | 0-0-0 | | 0-0-0 | | | | | | | |
| 2-4-1 | | 0-0-0 | | 0-1-0 | | CONFERENCE | | 0-1-1 | | 1-2-0 | | 1-0-0 | | | | | | | |
| 1-0-1 | | 0-0-0 | | 0-0-0 | | HOME | | 0-0-1 | | 1-0-0 | | 0-0-0 | | | | | | | |
| 1-4-0 | | 0-0-0 | | 0-1-0 | | AWAY | | 0-1-0 | | 0-2-0 | | 1-0-0 | | | | | | | |
| 0-0-0 | | 0-0-0 | | 0-0-0 | | NEUTRAL | | 0-0-0 | | 0-0-0 | | 0-0-0 | | | | | | | |
| RPI | S | Opponent | | Score | | RPI | S | Opponent | | Score | | RPI | S | Opponent | | Score | | | |
| 45 | A | UC Davis | | 1 | 1 | 51 | A | Seattle | | 0 | 3 | 109 | H | Wright St. | | 2 | 3 | | |
| 47 | A | Loyola Marymount | | 0 | 4 | 67 | H | Cal St. Fullerton | | 0 | 1 | 113 | A | Utah Valley | | 0 | 1 | | |
| 48 | A | UNLV | | 0 | 3 | 84 | A | Cal Poly | | 0 | 2 | 135 | H | UMKC | | 3 | 2 | | |
| | | | | | | 89 | H | Air Force | | 0 | 0 | 140 | A | Incarnate Word | | 1 | 3 | | |
| | | | | | | | | | | | | 161 | A | Sacramento St. | | 1 | 0 | | |
| | | | | | | | | | | | | 193 | A | Green Bay | | 0 | 1 | | |
| | | | | | | | | | | | | 195 | A | Houston Baptist | | 2 | 1 | | |
| | | | | | | | | | | | | 198 | H | Pacific | | 3 | 2 | | |
| LAST 10 GAMES | | | | | | | | | | | | | | | | | | | |
| 140 | A | Incarnate Word | | 1 | 3 | 113 | A | Utah Valley | | 0 | 1 | 48 | A | UNLV | | 0 | 3 | | |
| 195 | A | Houston Baptist | | 2 | 1 | 67 | H | Cal St. Fullerton | | 0 | 1 | 47 | A | Loyola Marymount | | 0 | 4 | | |
| 89 | H | Air Force | | 0 | 0 | 45 | A | UC Davis | | 1 | 1 | | | | | | | | |
| 135 | H | UMKC | | 3 | 2 | | | | | | | | | | | | | | |
| 51 | A | Seattle | | 0 | 3 | | | | | | | | | | | | | | |

Non-Div. I Games:

Grand Canyon

| | | | | | | | | | | | |
|-------------------|----------|-----------|-----------|----------------|-------------|---------------|--------------|--------|----------|---------------|-------|
| Average RPI Win: | 148 | WON-LOST | WINNING | LAST 10 | STRENGTH OF | OPP. STRENGTH | TEAM | ADJ | CONF. | ADJ CONF. | |
| Average RPI Loss: | 78 | RECORD | PCT. RANK | GAMES | SCHEDULE | OF SCHEDULE | RPI | RPI | RPI | RPI | |
| DIV. I ONLY | 5-9-3 | .38235 | 157 | 2-5-3 | 157 | 99 | 161 | .4296 | 160 | 15 | 16 |
| DIV. I NON-CONF. | 3-6-1 | .35 | 154 | 0-2-1 | 135 | 60 | 150 | .44838 | 148 | 14 | 15 |
| <hr/> | | | | | | | | | | | |
| TOTALS | RPI 1-25 | RPI 26-50 | | W-L RECORDS | RPI 51-100 | | RPI 101-150 | | RPI 150+ | | |
| 5-9-3 | 0-0-0 | 0-4-1 | | OVERALL | 1-2-0 | | 2-2-1 | | 2-1-1 | | |
| 3-3-1 | 0-0-0 | 0-1-0 | | HOME | 0-1-0 | | 2-0-1 | | 1-1-0 | | |
| 2-6-2 | 0-0-0 | 0-3-1 | | AWAY | 1-1-0 | | 0-2-0 | | 1-0-1 | | |
| 0-0-0 | 0-0-0 | 0-0-0 | | NEUTRAL | 0-0-0 | | 0-0-0 | | 0-0-0 | | |
| 3-6-1 | 0-0-0 | 0-4-0 | | NON-CONFERENCE | 0-1-0 | | 2-1-1 | | 1-0-0 | | |
| 2-1-1 | 0-0-0 | 0-1-0 | | HOME | 0-0-0 | | 2-0-1 | | 0-0-0 | | |
| 1-5-0 | 0-0-0 | 0-0- | | AWAY | 0-1-0 | | 0-1-0 | | 1-0-0 | | |
| 0-0-0 | 0-0-0 | 0-0-0 | | NEUTRAL | 0-0-0 | | 0-0-0 | | 0-0-0 | | |
| 2-3-2 | 0-0-0 | 0-0-1 | | CONFERENCE | 1-1-0 | | 0-1-0 | | 1-1-1 | | |
| 1-2-0 | 0-0-0 | 0-0-0 | | HOME | 0-1-0 | | 0-0-0 | | 1-1-0 | | |
| 1-1-2 | 0-0-0 | 0-0-1 | | AWAY | 1-0-0 | | 0-1-0 | | 0-0-1 | | |
| 0-0-0 | 0-0-0 | 0-0-0 | | NEUTRAL | 0-0-0 | | 0-0-0 | | 0-0-0 | | |
| RPI S | Opponent | Score | RPI S | Opponent | Score | RPI S | Opponent | Score | RPI S | Opponent | Score |
| | | | 31 A | George Mason | 0 2 | 71 H | Oakland | 0 2 | 109 A | Wright St. | 0 3 |
| | | | 35 A | American | 0 3 | 92 A | Western Ill. | 0 2 | 127 A | Wisconsin | 0 1 |
| | | | 37 A | Valparaiso | 1 1 | 99 A | Ill.-Chicago | 2 1 | 132 H | DePaul | 2 1 |
| | | | 40 H | Oregon St. | 0 2 | | | | 138 H | Gonzaga | 2 1 |
| | | | 44 A | Marquette | 0 2 | | | | 145 H | Northern Ill. | 2 2 |
| | | | | | | | | | 153 H | Cleveland St. | 1 3 |
| | | | | | | | | | 178 A | Drake | 2 0 |
| | | | | | | | | | 192 H | Belmont | 2 0 |
| | | | | | | | | | 193 A | Green Bay | 2 2 |
| | | | | | | | | | | | |
| | | | | | | | | | | | |
| | | | | | | | | | | | |
| | | | | | | | | | | | |
| | | | | | | | | | | | |
| | | | | | | | | | | | |
| | | | | | | | | | | | |
| | | | | | | | | | | | |
| | | | | | | | | | | | |
| | | | | | | | | | | | |
| | | | | | | | | | | | |
| | | | | | | | | | | | |
| | | | | | | | | | | | |
| | | | | | | | | | | | |
| | | | | | | | | | | | |
| | | | | | | | | | | | |
| | | | | | | | | | | | |
| | | | | | | | | | | | |
| | | | | | | | | | | | |
| | | | | | | | | | | | |
| | | | | | | | | | | | |
| | | | | | | | | | | | |
| | | | | | | | | | | | |
| | | | | | | | | | | | |
| | | | | | | | | | | | |
| | | | | | | | | | | | |
| | | | | | | | | | | | |
| | | | | | | | | | | | |
| | | | | | | | | | | | |
| | | | | | | | | | | | |
| | | | | | | | | | | | |
| | | | | | | | | | | | |
| | | | | | | | | | | | |
| | | | | | | | | | | | |
| | | | | | | | | | | | |
| | | | | | | | | | | | |
| | | | | | | | | | | | |
| | | | | | | | | | | | |
| | | | | | | | | | | | |
| | | | | | | | | | | | |
| | | | | | | | | | | | |
| | | | | | | | | | | | |
| | | | | | | | | | | | |
| | | | | | | | | | | | |
| | | | | | | | | | | | |
| | | | | | | | | | | | |
| | | | | | | | | | | | |
| | | | | | | | | | | | |
| | | | | | | | | | | | |
| | | | | | | | | | | | |
| | | | | | | | | | | | |
| | | | | | | | | | | | |
| | | | | | | | | | | | |
| | | | | | | | | | | | |
| | | | | | | | | | | | |
| | | | | | | | | | | | |
| | | | | | | | | | | | |
| | | | | | | | | | | | |
| | | | | | | | | | | | |
| | | | | | | | | | | | |
| | | | | | | | | | | | |
| | | | | | | | | | | | |
| | | | | | | | | | | | |
| | | | | | | | | | | | |
| | | | | | | | | | | | |
| | | | | | | | | | | | |
| | | | | | | | | | | | |
| | | | | | | | | | | | |
| | | | | | | | | | | | |

Non-Div. I Games:

Milwaukee

| Average RPI Win: | 109 | WON-LOST RECORD | WINNING PCT. RANK | LAST 10 GAMES | STRENGTH OF SCHEDULE | OPP. STRENGTH OF SCHEDULE | TEAM RPI | ADJ RPI | CONF. RPI | ADJ CONF. RPI | | | |
|------------------|----------|-----------------|-------------------|----------------|----------------------|---------------------------|------------------|-------------|-----------|-------------------|------------------|---------------|------------------|
| DIV. I ONLY | | 4-9-3 | .34375 | 167 | 2-6-2 | 109 | 88 | 155 | .42917 | 161 | 6 | 6 | |
| DIV. I NON-CONF. | | 2-5-2 | .33333 | 156 | 0-2-1 | 160 | 154 | 178 | .40507 | 179 | 6 | 6 | |
| <hr/> | | | | | | | | | | | | | |
| TOTALS | RPI 1-25 | RPI 26-50 | | W-L RECORDS | | RPI 51-100 | | RPI 101-150 | | RPI 150+ | | | |
| 4-9-3 | 0-1-0 | 0-1-1 | | OVERALL | | 2-3-2 | | 0-2-0 | | 2-2-0 | | | |
| 3-5-3 | 0-0-0 | 0-1-1 | | HOME | | 1-2-2 | | 0-1-0 | | 2-1-0 | | | |
| 1-4-0 | 0-1-0 | 0-0-0 | | AWAY | | 1-1-0 | | 0-1-0 | | 0-1-0 | | | |
| 0-0-0 | 0-0-0 | 0-0-0 | | NEUTRAL | | 0-0-0 | | 0-0-0 | | 0-0-0 | | | |
| <hr/> | | | | | | | | | | | | | |
| 2-5-2 | 0-0-0 | 0-1-0 | | NON-CONFERENCE | | 0-1-2 | | 0-1-0 | | 2-2-0 | | | |
| 2-3-2 | 0-0-0 | 0-1-0 | | HOME | | 0-1-2 | | 0-0-0 | | 2-1-0 | | | |
| 0-2-0 | 0-0-0 | 0-0- | | AWAY | | 0-0-0 | | 0-1-0 | | 0-1-0 | | | |
| 0-0-0 | 0-0-0 | 0-0-0 | | NEUTRAL | | 0-0-0 | | 0-0-0 | | 0-0-0 | | | |
| <hr/> | | | | | | | | | | | | | |
| 2-4-1 | 0-1-0 | 0-0-1 | | CONFERENCE | | 2-2-0 | | 0-1-0 | | 0-0-0 | | | |
| 1-2-1 | 0-0-0 | 0-0-1 | | HOME | | 1-1-0 | | 0-1-0 | | 0-0-0 | | | |
| 1-2-0 | 0-1-0 | 0-0-0 | | AWAY | | 1-1-0 | | 0-0-0 | | 0-0-0 | | | |
| 0-0-0 | 0-0-0 | 0-0-0 | | NEUTRAL | | 0-0-0 | | 0-0-0 | | 0-0-0 | | | |
| <hr/> | | | | | | | | | | | | | |
| RPI | S | Opponent | Score | RPI | S | Opponent | Score | RPI | S | Opponent | Score | | |
| 12 | A | UC Irvine | 0 2 | 45 | H | UC Davis | 0 0 | 52 | A | CSUN | 1 0 | | |
| | | | | 47 | H | Loyola Marymount | 0 3 | 55 | H | St. Mary's (CA) | 1 1 | | |
| | | | | | | | | 59 | A | UC Santa Barbara | 1 4 | | |
| | | | | | | | | 60 | H | San Diego | 3 3 | | |
| | | | | | | | | 67 | H | Cal St. Fullerton | 1 0 | | |
| | | | | | | | | 84 | H | Cal Poly | 1 3 | | |
| | | | | | | | | 89 | H | Air Force | 0 1 | | |
| | | | | | | | | | | 130 | H | UC Riverside | 0 4 |
| | | | | | | | | | | 148 | A | Bakersfield | 0 5 |
| | | | | | | | | | | 153 | H | Cleveland St. | 2 0 |
| | | | | | | | | | | 158 | H | Grand Canyon | 0 1 |
| | | | | | | | | | | 163 | H | San Jose St. | 2 1 |
| | | | | | | | | | | 196 | A | Temple | 0 3 |
| <hr/> | | | | | | | | | | | | | |
| | | | | LAST 10 GAMES | | | | | | | | | |
| | | | | 45 | H | UC Davis | 0 0 | 67 | H | Cal St. Fullerton | 1 0 | | |
| | | | | 59 | A | UC Santa Barbara | 1 4 | 130 | H | UC Riverside | 0 4 | | |
| | | | | 84 | H | Cal Poly | 1 3 | 148 | A | Bakersfield | 0 5 | | |
| | | | | 12 | A | UC Irvine | 0 2 | 55 | H | St. Mary's (CA) | 1 1 | | |
| | | | | 52 | A | CSUN | 1 0 | 89 | H | Air Force | 0 1 | | |

Non-Div. I Games:

Sacramento St.

| | | | | | | | | | | | | | | | | | |
|-------------------|----------|-----------|-----------|----------------|-------------|---------------|---------------|-------------|---------------|---------------|-------|--|--|--|--|--|--|
| Average RPI Win: | 142 | WON-LOST | WINNING | LAST 10 | STRENGTH OF | OPP. STRENGTH | TEAM | ADJ | CONF. | ADJ CONF. | | | | | | | |
| Average RPI Loss: | 116 | RECORD | PCT. RANK | GAMES | SCHEDULE | OF SCHEDULE | RPI | RPI | RPI | RPI | | | | | | | |
| DIV. I ONLY | 5-8-1 | .39286 | 147 | 3-6-1 | 180 | 134 | 164 | .42595 | 162 | 17 | 17 | | | | | | |
| DIV. I NON-CONF. | 4-4-1 | .5 | 101 | 2-2-1 | 133 | 135 | 151 | .44965 | 145 | 16 | 17 | | | | | | |
| <hr/> | | | | | | | | | | | | | | | | | |
| TOTALS | RPI 1-25 | RPI 26-50 | | W-L RECORDS | | RPI 51-100 | | RPI 101-150 | | RPI 150+ | | | | | | | |
| 5-8-1 | 0-0-0 | 0-0-0 | | OVERALL | | 1-3-0 | | 1-3-1 | | 3-2-0 | | | | | | | |
| 2-2-1 | 0-0-0 | 0-0-0 | | HOME | | 1-1-0 | | 0-1-1 | | 1-0-0 | | | | | | | |
| 1-6-0 | 0-0-0 | 0-0-0 | | AWAY | | 0-2-0 | | 0-1-0 | | 1-2-0 | | | | | | | |
| 2-0-0 | 0-0-0 | 0-0-0 | | NEUTRAL | | 0-0-0 | | 1-0-0 | | 1-0-0 | | | | | | | |
| <hr/> | | | | | | | | | | | | | | | | | |
| 4-4-1 | 0-0-0 | 0-0-0 | | NON-CONFERENCE | | 1-1-0 | | 1-3-1 | | 2-0-0 | | | | | | | |
| 1-1-1 | 0-0-0 | 0-0-0 | | HOME | | 1-0-0 | | 0-1-1 | | 0-0-0 | | | | | | | |
| 1-3-0 | 0-0-0 | 0-0- | | AWAY | | 0-1-0 | | 0-2-0 | | 1-0-0 | | | | | | | |
| 2-0-0 | 0-0-0 | 0-0-0 | | NEUTRAL | | 0-0-0 | | 1-0-0 | | 1-0-0 | | | | | | | |
| <hr/> | | | | | | | | | | | | | | | | | |
| 1-4-0 | 0-0-0 | 0-0-0 | | CONFERENCE | | 0-2-0 | | 0-0-0 | | 1-2-0 | | | | | | | |
| 1-1-0 | 0-0-0 | 0-0-0 | | HOME | | 0-1-0 | | 0-0-0 | | 1-0-0 | | | | | | | |
| 0-3-0 | 0-0-0 | 0-0-0 | | AWAY | | 0-1-0 | | 0-0-0 | | 0-2-0 | | | | | | | |
| 0-0-0 | 0-0-0 | 0-0-0 | | NEUTRAL | | 0-0-0 | | 0-0-0 | | 0-0-0 | | | | | | | |
| <hr/> | | | | | | | | | | | | | | | | | |
| RPI S | Opponent | Score | RPI S | Opponent | Score | RPI S | Opponent | Score | RPI S | Opponent | Score | | | | | | |
| | | | | | | 54 H | Hofstra | 3 2 | 101 A | Denver | 0 1 | | | | | | |
| | | | | | | 78 H | UMBC | 0 2 | 115 A | Northeastern | 0 1 | | | | | | |
| | | | | | | 89 A | Air Force | 0 2 | 115 H | Bryant | 0 2 | | | | | | |
| | | | | | | 94 A | Hartford | 0 2 | 137 H | Marist | 1 1 | | | | | | |
| | | | | | | | | | 139 N | Fairfield | 1 0 | | | | | | |
| | | | | | | | | | 157 A | Binghamton | 0 1 | | | | | | |
| | | | | | | | | | 168 H | Albany (NY) | 2 1 | | | | | | |
| | | | | | | | | | 172 A | Massachusetts | 1 0 | | | | | | |
| | | | | | | | | | 175 A | Stony Brook | 0 1 | | | | | | |
| | | | | | | | | | 179 N | Saint Peter's | 1 0 | | | | | | |
| | | | | | | <hr/> | | | | | | | | | | | |
| | | | | | | | | | LAST 10 GAMES | | | | | | | | |
| | | | 78 H | UMBC | 0 2 | 172 A | Massachusetts | 1 0 | | | | | | | | | |
| | | | 94 A | Hartford | 0 2 | 137 H | Marist | 1 1 | | | | | | | | | |
| | | | 168 H | Albany (NY) | 2 1 | 54 H | Hofstra | 3 2 | | | | | | | | | |
| | | | 157 A | Binghamton | 0 1 | 101 A | Denver | 0 1 | | | | | | | | | |
| | | | 175 A | Stony Brook | 0 1 | 89 A | Air Force | 0 2 | | | | | | | | | |

Non-Div. I Games:

New Hampshire

| Average RPI Win: 160 | | WON-LOST | WINNING | LAST 10 | STRENGTH OF | | OPP. STRENGTH | TEAM | ADJ | CONF. | ADJ CONF. |
|-----------------------|----------|----------|-----------|----------------|-----------------|-------|---------------|-------|-----------------|--------|-----------|
| Average RPI Loss: 100 | | RECORD | PCT. RANK | GAMES | SCHEDULE | | OF SCHEDULE | RPI | RPI | RPI | RPI |
| DIV. I ONLY | | 5-8-1 | .39286 | 147 | 4-5-1 | | 171 | 151 | 162 | .4253 | 163 |
| DIV. I NON-CONF. | | 2-6-0 | .25 | 173 | 1-3-0 | | 165 | 96 | 160 | .43296 | 160 |
| TOTALS | | RPI 1-25 | RPI 26-50 | | W-L RECORDS | | RPI 51-100 | | RPI 101-150 | | RPI 150+ |
| 5-8-1 | 0-1-0 | 0-0-0 | | OVERALL | | 1-3-0 | | 1-3-1 | | 3-1-0 | |
| 4-2-0 | 0-0-0 | 0-0-0 | | HOME | | 0-1-0 | | 1-1-0 | | 3-0-0 | |
| 1-5-1 | 0-1-0 | 0-0-0 | | AWAY | | 1-1-0 | | 0-2-1 | | 0-1-0 | |
| 0-1-0 | 0-0-0 | 0-0-0 | | NEUTRAL | | 0-1-0 | | 0-0-0 | | 0-0-0 | |
| 2-6-0 | 0-1-0 | 0-0-0 | | NON-CONFERENCE | | 0-3-0 | | 0-1-0 | | 2-1-0 | |
| 2-1-0 | 0-0-0 | 0-0-0 | | HOME | | 0-1-0 | | 0-0-0 | | 2-0-0 | |
| 0-4-0 | 0-1-0 | 0-0- | | AWAY | | 0-1-0 | | 0-1-0 | | 0-1-0 | |
| 0-1-0 | 0-0-0 | 0-0-0 | | NEUTRAL | | 0-1-0 | | 0-0-0 | | 0-0-0 | |
| 3-2-1 | 0-0-0 | 0-0-0 | | CONFERENCE | | 1-0-0 | | 1-2-1 | | 1-0-0 | |
| 2-1-0 | 0-0-0 | 0-0-0 | | HOME | | 0-0-0 | | 1-1-0 | | 1-0-0 | |
| 1-1-1 | 0-0-0 | 0-0-0 | | AWAY | | 1-0-0 | | 0-1-1 | | 0-0-0 | |
| 0-0-0 | 0-0-0 | 0-0-0 | | NEUTRAL | | 0-0-0 | | 0-0-0 | | 0-0-0 | |
| RPI S | Opponent | Score | | RPI S | Opponent | Score | | RPI S | Opponent | Score | |
| 7 A | Stanford | 0 2 | | | | | | 55 A | St. Mary's (CA) | 1 2 | |
| | | | | | | | | 56 H | San Francisco | 0 3 | |
| | | | | | | | | 89 A | Air Force | 5 1 | |
| | | | | | | | | 92 N | Western Ill. | 0 1 | |
| | | | | | | | | 135 A | UMKC | 1 1 | |
| | | | | | | | | 140 H | Incarnate Word | 0 1 | |
| | | | | | | | | 144 A | Bradley | 2 3 | |
| | | | | | | | | 148 A | Bakersfield | 1 5 | |
| | | | | | | | | 148 H | Bakersfield | 2 0 | |
| | | | | | | | | 161 A | Sacramento St. | 1 2 | |
| | | | | | | | | 172 H | Massachusetts | 4 1 | |
| | | | | | | | | 195 H | Houston Baptist | 3 1 | |
| | | | | | | | | 198 H | Pacific | 4 0 | |
| LAST 10 GAMES | | | | | | | | | | | |
| | | | | 148 H | Bakersfield | 2 0 | | 148 A | Bakersfield | 1 5 | |
| | | | | 140 H | Incarnate Word | 0 1 | | 56 H | San Francisco | 0 3 | |
| | | | | 195 H | Houston Baptist | 3 1 | | 55 A | St. Mary's (CA) | 1 2 | |
| | | | | 135 A | UMKC | 1 1 | | 198 H | Pacific | 4 0 | |
| | | | | 89 A | Air Force | 5 1 | | 161 A | Sacramento St. | 1 2 | |

Non-Div. I Games:

San Jose St.

| Average RPI Win: 170 | | WON-LOST RECORD | | WINNING PCT. RANK | | LAST 10 GAMES | | STRENGTH OF SCHEDULE | | OPP. STRENGTH OF SCHEDULE | | TEAM RPI | | ADJ RPI | | CONF. RPI | | ADJ CONF. RPI | |
|----------------------|---|-----------------|--|---------------------|--|----------------|---|-------------------------|--|---------------------------|--|----------|---|---------------|--|-----------|--|---------------|--|
| DIV. I ONLY | | 4-8-4 | | .375 159 | | 2-6-2 | | 173 | | 52 | | 163 | | .42426 164 | | 3 | | 3 | |
| DIV. I NON-CONF. | | 4-3-2 | | .55556 85 | | 2-2-1 | | 196 | | 145 | | 188 | | .37356 188 | | 3 | | 3 | |
| TOTALS | | RPI 1-25 | | RPI 26-50 | | W-L RECORDS | | RPI 51-100 | | RPI 101-150 | | RPI 150+ | | | | | | | |
| 4-8-4 | | 0-5-0 | | 0-0-0 | | OVERALL | | 0-2-2 | | 1-0-2 | | 3-1-0 | | | | | | | |
| 2-3-3 | | 0-2-0 | | 0-0-0 | | HOME | | 0-0-1 | | 1-0-2 | | 1-1-0 | | | | | | | |
| 2-5-1 | | 0-3-0 | | 0-0-0 | | AWAY | | 0-2-1 | | 0-0-0 | | 2-0-0 | | | | | | | |
| 0-0-0 | | 0-0-0 | | 0-0-0 | | NEUTRAL | | 0-0-0 | | 0-0-0 | | 0-0-0 | | | | | | | |
| 4-3-2 | | 0-1-0 | | 0-0-0 | | NON-CONFERENCE | | 0-1-0 | | 1-0-2 | | 3-1-0 | | | | | | | |
| 2-1-2 | | 0-0-0 | | 0-0-0 | | HOME | | 0-0-0 | | 1-0-2 | | 1-1-0 | | | | | | | |
| 2-2-0 | | 0-1-0 | | 0-0- | | AWAY | | 0-1-0 | | 0-0-0 | | 2-0-0 | | | | | | | |
| 0-0-0 | | 0-0-0 | | 0-0-0 | | NEUTRAL | | 0-0-0 | | 0-0-0 | | 0-0-0 | | | | | | | |
| 0-5-2 | | 0-4-0 | | 0-0-0 | | CONFERENCE | | 0-1-2 | | 0-0-0 | | 0-0-0 | | | | | | | |
| 0-2-1 | | 0-2-0 | | 0-0-0 | | HOME | | 0-0-1 | | 0-0-0 | | 0-0-0 | | | | | | | |
| 0-3-1 | | 0-2-0 | | 0-0-0 | | AWAY | | 0-1-1 | | 0-0-0 | | 0-0-0 | | | | | | | |
| 0-0-0 | | 0-0-0 | | 0-0-0 | | NEUTRAL | | 0-0-0 | | 0-0-0 | | 0-0-0 | | | | | | | |
| RPI | S | Opponent | | Score | | RPI | S | Opponent | | Score | | RPI | S | Opponent | | Score | | | |
| 11 | H | Virginia | | 0 3 | | | | 64 A Duke | | 1 2 | | 112 | H | High Point | | 1 0 | | | |
| 14 | A | North Carolina | | 0 3 | | | | 72 A Virginia Tech | | 0 0 | | 142 | H | Niagara | | 1 1 | | | |
| 16 | H | Clemson | | 0 2 | | | | 77 H North Carolina St. | | 1 1 | | 146 | H | Lafayette | | 0 0 | | | |
| 18 | A | Louisville | | 1 4 | | | | 100 A William & Mary | | 0 4 | | 181 | A | Longwood | | 1 0 | | | |
| 21 | A | Xavier | | 1 2 | | | | | | | | 182 | A | Robert Morris | | 2 0 | | | |
| | | | | | | | | | | | | 199 | H | Howard | | 0 1 | | | |
| | | | | | | | | | | | | 203 | H | Presbyterian | | 3 0 | | | |
| LAST 10 GAMES | | | | | | | | | | | | | | | | | | | |
| 64 A Duke | | 1 2 | | 21 A Xavier | | 1 2 | | 11 H Virginia | | 0 3 | | | | | | | | | |
| 112 H High Point | | 1 0 | | 182 A Robert Morris | | 2 0 | | 18 A Louisville | | 1 4 | | | | | | | | | |
| 72 A Virginia Tech | | 0 0 | | 142 H Niagara | | 1 1 | | | | | | | | | | | | | |
| 199 H Howard | | 0 1 | | | | | | | | | | | | | | | | | |
| 16 H Clemson | | 0 2 | | | | | | | | | | | | | | | | | |

Non-Div. I Games:

Pittsburgh

| | | | | | | | | | | | | | | | | | |
|-----------------------|---|--------------------|----------------------|-----------|------------------|-------------------------|-----|------------------------------|--------|-------------|------------|----------|--------------|--------------------|--|-------|--|
| Average RPI Win: 120 | | WON-LOST RECORD | WINNING PCT. RANK | | LAST 10 GAMES | STRENGTH OF SCHEDULE | | OPP. STRENGTH OF SCHEDULE | | TEAM RPI | ADJ RPI | | CONF. RPI | ADJ CONF. RPI | | | |
| Average RPI Loss: 112 | | | | | | | | | | | | | | | | | |
| DIV. I ONLY | | 4-8-3 | .36667 | 163 | 2-5-1 | 116 | 115 | 152 | .42131 | 165 | 5 | 5 | | | | | |
| DIV. I NON-CONF. | | 2-4-2 | .375 | 151 | 1-1-0 | 157 | 197 | 180 | .40014 | 184 | 5 | 5 | | | | | |
| TOTALS | | RPI 1-25 | | RPI 26-50 | | W-L RECORDS | | RPI 51-100 | | RPI 101-150 | | RPI 150+ | | | | | |
| 4-8-3 | | 0-1-1 | | 1-1-0 | | OVERALL | | 1-2-1 | | 1-1-1 | | 1-3-0 | | | | | |
| 1-4-3 | | 0-0-1 | | 1-0-0 | | HOME | | 0-1-1 | | 0-0-1 | | 0-3-0 | | | | | |
| 3-3-0 | | 0-1-0 | | 0-1-0 | | AWAY | | 1-1-0 | | 1-0-0 | | 1-0-0 | | | | | |
| 0-1-0 | | 0-0-0 | | 0-0-0 | | NEUTRAL | | 0-0-0 | | 0-1-0 | | 0-0-0 | | | | | |
| 2-4-2 | | 0-0-0 | | 0-0-0 | | NON-CONFERENCE | | 0-1-1 | | 1-1-1 | | 1-2-0 | | | | | |
| 0-2-2 | | 0-0-0 | | 0-0-0 | | HOME | | 0-0-1 | | 0-0-1 | | 0-2-0 | | | | | |
| 2-1-0 | | 0-0-0 | | 0-0- | | AWAY | | 0-1-0 | | 1-0-0 | | 1-0-0 | | | | | |
| 0-1-0 | | 0-0-0 | | 0-0-0 | | NEUTRAL | | 0-0-0 | | 0-1-0 | | 0-0-0 | | | | | |
| 2-4-1 | | 0-1-1 | | 1-1-0 | | CONFERENCE | | 1-1-0 | | 0-0-0 | | 0-1-0 | | | | | |
| 1-2-1 | | 0-0-1 | | 1-0-0 | | HOME | | 0-1-0 | | 0-0-0 | | 0-1-0 | | | | | |
| 1-2-0 | | 0-1-0 | | 0-1-0 | | AWAY | | 1-0-0 | | 0-0-0 | | 0-0-0 | | | | | |
| 0-0-0 | | 0-0-0 | | 0-0-0 | | NEUTRAL | | 0-0-0 | | 0-0-0 | | 0-0-0 | | | | | |
| RPI | S | Opponent | | Score | | RPI | S | Opponent | | Score | | RPI | S | Opponent | | Score | |
| 5 | H | Charlotte | | 0 0 | | 27 | A | UAB | | 2 7 | | 82 | A | Saint Francis (PA) | | 0 1 | |
| 25 | A | Kentucky | | 0 2 | | 43 | H | Old Dominion | | 2 1 | | 85 | H | FIU | | 0 1 | |
| | | | | | | | | | | | | 96 | H | Duquesne | | 0 0 | |
| | | | | | | | | | | | | 98 | A | South Carolina | | 1 0 | |
| | | | | | | | | | | | | | | | | | |
| | | | | | | | | | | | | | | | | | |
| | | | | | | | | | | | | | | | | | |
| | | | | | | | | | | | | | | | | | |
| | | | | | | | | | | | | | | | | | |
| | | | | | | | | | | | | | | | | | |
| | | | | | | | | | | | | | | | | | |
| | | | | | | | | | | | | | | | | | |
| | | | | | | | | | | | | | | | | | |
| | | | | | | | | | | | | | | | | | |
| | | | | | | | | | | | | | | | | | |
| | | | | | | | | | | | | | | | | | |
| | | | | | | | | | | | | | | | | | |
| | | | | | | | | | | | | | | | | | |
| | | | | | | | | | | | | | | | | | |
| | | | | | | | | | | | | | | | | | |
| | | | | | | | | | | | | | | | | | |
| | | | | | | | | | | | | | | | | | |
| | | | | | | | | | | | | | | | | | |
| | | | | | | | | | | | | | | | | | |
| | | | | | | | | | | | | | | | | | |
| | | | | | | | | | | | | | | | | | |
| | | | | | | | | | | | | | | | | | |
| | | | | | | | | | | | | | | | | | |
| | | | | | | | | | | | | | | | | | |
| | | | | | | | | | | | | | | | | | |
| | | | | | | | | | | | | | | | | | |
| | | | | | | | | | | | | | | | | | |
| | | | | | | | | | | | | | | | | | |
| | | | | | | | | | | | | | | | | | |
| | | | | | | | | | | | | | | | | | |
| | | | | | | | | | | | | | | | | | |
| | | | | | | | | | | | | | | | | | |
| | | | | | | | | | | | | | | | | | |
| | | | | | | | | | | | | | | | | | |
| | | | | | | | | | | | | | | | | | |
| | | | | | | | | | | | | | | | | | |
| | | | | | | | | | | | | | | | | | |
| | | | | | | | | | | | | | | | | | |
| | | | | | | | | | | | | | | | | | |
| | | | | | | | | | | | | | | | | | |
| | | | | | | | | | | | | | | | | | |
| | | | | | | | | | | | | | | | | | |
| | | | | | | | | | | | | | | | | | |
| | | | | | | | | | | | | | | | | | |
| | | | | | | | | | | | | | | | | | |

Non-Div. I Games:

Marshall

| Average RPI Win: | | 144 | WON-LOST RECORD | | WINNING PCT. RANK | LAST 10 GAMES | | STRENGTH OF SCHEDULE | | OPP. STRENGTH OF SCHEDULE | TEAM RPI | ADJ RPI | CONF. RPI | ADJ CONF. RPI |
|-------------------|---|-----------|-----------------|---|-------------------|---------------|------------|----------------------|-------------|---------------------------|----------|----------------|-----------|---------------|
| Average RPI Loss: | | 95 | | | | | | | | | | | | |
| DIV. I ONLY | | | 3-11-2 | | .25 | 184 | | 66 | | 170 | 168 | .4205 | 166 | 18 |
| DIV. I NON-CONF. | | | 0-7-1 | | .0625 | 203 | | 112 | | 90 | 170 | .41068 | 174 | 20 |
| TOTALS | | RPI 1-25 | RPI 26-50 | | W-L RECORDS | | RPI 51-100 | | RPI 101-150 | | RPI 150+ | | | |
| 3-11-2 | | 0-1-0 | 0-1-0 | | OVERALL | | 0-3-1 | | 2-5-0 | | 1-1-1 | | | |
| 3-7-0 | | 0-1-0 | 0-0-0 | | HOME | | 0-2-0 | | 2-3-0 | | 1-1-0 | | | |
| 0-4-2 | | 0-0-0 | 0-1-0 | | AWAY | | 0-1-1 | | 0-2-0 | | 0-0-1 | | | |
| 0-0-0 | | 0-0-0 | 0-0-0 | | NEUTRAL | | 0-0-0 | | 0-0-0 | | 0-0-0 | | | |
| 0-7-1 | | 0-1-0 | 0-1-0 | | NON-CONFERENCE | | 0-2-0 | | 0-2-0 | | 0-1-1 | | | |
| 0-5-0 | | 0-1-0 | 0-0-0 | | HOME | | 0-1-0 | | 0-2-0 | | 0-1-0 | | | |
| 0-2-1 | | 0-0-0 | 0-0- | | AWAY | | 0-1-0 | | 0-0-0 | | 0-0-1 | | | |
| 0-0-0 | | 0-0-0 | 0-0-0 | | NEUTRAL | | 0-0-0 | | 0-0-0 | | 0-0-0 | | | |
| 3-4-1 | | 0-0-0 | 0-0-0 | | CONFERENCE | | 0-1-1 | | 2-3-0 | | 1-0-0 | | | |
| 3-2-0 | | 0-0-0 | 0-0-0 | | HOME | | 0-1-0 | | 2-1-0 | | 1-0-0 | | | |
| 0-2-1 | | 0-0-0 | 0-0-0 | | AWAY | | 0-0-1 | | 0-2-0 | | 0-0-0 | | | |
| 0-0-0 | | 0-0-0 | 0-0-0 | | NEUTRAL | | 0-0-0 | | 0-0-0 | | 0-0-0 | | | |
| RPI | S | Opponent | Score | | RPI | S | Opponent | Score | | RPI | S | Opponent | Score | |
| 5 | H | Charlotte | 0 | 2 | 29 | A | UNCW | 1 | 2 | 70 | A | Furman | 0 | 0 |
| | | | | | | | | | | 70 | H | Furman | 1 | 3 |
| | | | | | | | | | | 72 | H | Virginia Tech | 0 | 1 |
| | | | | | | | | | | 98 | A | South Carolina | 1 | 2 |
| | | | | | | | | | | 103 | H | East Tenn. St. | 2 | 0 |
| | | | | | | | | | | 106 | H | James Madison | 0 | 1 |
| | | | | | | | | | | 117 | A | Mercer | 2 | 3 |
| | | | | | | | | | | 117 | H | Mercer | 1 | 2 |
| | | | | | | | | | | 123 | A | Wofford | 0 | 1 |
| | | | | | | | | | | 123 | H | Wofford | 2 | 1 |
| | | | | | | | | | | 136 | H | Campbell | 0 | 1 |
| | | | | | | | | | | 173 | H | Georgia St. | 1 | 2 |
| | | | | | | | | | | 181 | A | Longwood | 2 | 2 |
| | | | | | | | | | | 205 | H | VMI | 3 | 0 |
| LAST 10 GAMES | | | | | | | | | | | | | | |
| | | | | | | | | | | 117 | A | Mercer | 2 | 3 |
| | | | | | | | | | | 123 | H | Wofford | 2 | 1 |
| | | | | | | | | | | 70 | A | Furman | 0 | 0 |
| | | | | | | | | | | 98 | A | South Carolina | 1 | 2 |
| | | | | | | | | | | 173 | H | Georgia St. | 1 | 2 |
| | | | | | | | | | | | | | | |
| | | | | | | | | | | | | | | |
| | | | | | | | | | | | | | | |
| | | | | | | | | | | | | | | |

Non-Div. I Games:

UNC Greensboro

| | | | | | | | | | | | | | | | | | |
|-------------------|----------|-----------|-------------------------|----------------|-------------|---------------|-----------------------|--------|----------------------|-------------------|-------|-----|----------------|--|--|-----|--|
| Average RPI Win: | 150 | WON-LOST | WINNING | LAST 10 | STRENGTH OF | OPP. STRENGTH | TEAM | ADJ | CONF. | ADJ CONF. | | | | | | | |
| Average RPI Loss: | 120 | RECORD | PCT. RANK | GAMES | SCHEDULE | OF SCHEDULE | RPI | RPI | RPI | RPI | | | | | | | |
| DIV. I ONLY | 5-7-2 | .42857 | 131 | 5-4-1 | 189 | 156 | 171 | .41862 | 167 | 11 | 11 | | | | | | |
| DIV. I NON-CONF. | 4-5-1 | .45 | 130 | 4-2-0 | 184 | 157 | 168 | .41914 | 168 | 12 | 12 | | | | | | |
| <hr/> | | | | | | | | | | | | | | | | | |
| TOTALS | RPI 1-25 | RPI 26-50 | | W-L RECORDS | RPI 51-100 | | RPI 101-150 | | RPI 150+ | | | | | | | | |
| 5-7-2 | 0-0-0 | 0-0-0 | | OVERALL | 0-2-0 | | 3-4-1 | | 2-1-1 | | | | | | | | |
| 3-1-1 | 0-0-0 | 0-0-0 | | HOME | 0-0-0 | | 2-0-0 | | 1-1-1 | | | | | | | | |
| 2-5-1 | 0-0-0 | 0-0-0 | | AWAY | 0-2-0 | | 1-3-1 | | 1-0-0 | | | | | | | | |
| 0-1-0 | 0-0-0 | 0-0-0 | | NEUTRAL | 0-0-0 | | 0-1-0 | | 0-0-0 | | | | | | | | |
| <hr/> | | | | | | | | | | | | | | | | | |
| 4-5-1 | 0-0-0 | 0-0-0 | | NON-CONFERENCE | 0-2-0 | | 2-3-0 | | 2-0-1 | | | | | | | | |
| 3-0-1 | 0-0-0 | 0-0-0 | | HOME | 0-0-0 | | 2-0-0 | | 1-0-1 | | | | | | | | |
| 1-4-0 | 0-0-0 | 0-0- | | AWAY | 0-2-0 | | 0-2-0 | | 1-0-0 | | | | | | | | |
| 0-1-0 | 0-0-0 | 0-0-0 | | NEUTRAL | 0-0-0 | | 0-1-0 | | 0-0-0 | | | | | | | | |
| <hr/> | | | | | | | | | | | | | | | | | |
| 1-2-1 | 0-0-0 | 0-0-0 | | CONFERENCE | 0-0-0 | | 1-1-1 | | 0-1-0 | | | | | | | | |
| 0-1-0 | 0-0-0 | 0-0-0 | | HOME | 0-0-0 | | 0-0-0 | | 0-1-0 | | | | | | | | |
| 1-1-1 | 0-0-0 | 0-0-0 | | AWAY | 0-0-0 | | 1-1-1 | | 0-0-0 | | | | | | | | |
| 0-0-0 | 0-0-0 | 0-0-0 | | NEUTRAL | 0-0-0 | | 0-0-0 | | 0-0-0 | | | | | | | | |
| <hr/> | | | | | | | | | | | | | | | | | |
| RPI S | Opponent | Score | RPI S | Opponent | Score | RPI S | Opponent | Score | RPI S | Opponent | Score | | | | | | |
| | | | | | | 81 A | Villanova | 0 3 | 111 A | VCU | 0 0 | | | | | | |
| | | | | | | 87 A | Siena | 0 1 | 120 A | Loyola Maryland | 0 1 | | | | | | |
| | | | | | | | | | 121 A | Vermont | 1 2 | | | | | | |
| | | | | | | | | | 122 H | Bucknell | 1 0 | | | | | | |
| | | | | | | | | | 128 H | Stetson | 3 2 | | | | | | |
| | | | | | | | | | 134 A | George Washington | 0 1 | | | | | | |
| | | | | | | | | | 141 A | Saint Joseph's | 1 0 | | | | | | |
| | | | | | | | | | 143 N | UMass Lowell | 0 2 | | | | | | |
| | | | | | | | | | 152 H | Fordham | 1 3 | | | | | | |
| | | | | | | | | | 171 H | LIU Brooklyn | 1 0 | | | | | | |
| | | | | | | | | | 186 A | Manhattan | 1 0 | | | | | | |
| | | | | | | | | | 196 H | Temple | 2 2 | | | | | | |
| | | | | | | <hr/> | | | | | | | | | | | |
| | | | | | | | | | LAST 10 GAMES | | | | | | | | |
| | | | | | | | | | 141 A Saint Joseph's | | | 1 0 | 81 A Villanova | | | 0 3 | |
| | | | 111 A VCU | | | 0 0 | 186 A Manhattan | | | 1 0 | | | | | | | |
| | | | 134 A George Washington | | | 0 1 | 122 H Bucknell | | | 1 0 | | | | | | | |
| | | | 152 H Fordham | | | 1 3 | 128 H Stetson | | | 3 2 | | | | | | | |
| | | | 171 H LIU Brooklyn | | | 1 0 | 120 A Loyola Maryland | | | 0 1 | | | | | | | |

Non-Div. I Games:

La Salle

| | | | | | | | | | | | | | | | | | | |
|------------------|----------|-----------------|-------------------|----------------|----------------------|---------------------------|----------|-------------|-----------|----------------------|----------------------|----------|-------|-----|---|---------------|---|---|
| Average RPI Win: | 105 | WON-LOST RECORD | WINNING PCT. RANK | LAST 10 GAMES | STRENGTH OF SCHEDULE | OPP. STRENGTH OF SCHEDULE | TEAM RPI | ADJ RPI | CONF. RPI | ADJ CONF. RPI | | | | | | | | |
| DIV. I ONLY | | 3-7-6 | .375 | 159 | 1-5-4 | 85 | 173 | 153 | .41746 | 168 | 17 | 17 | | | | | | |
| DIV. I NON-CONF. | | 2-4-5 | .40909 | 145 | 0-2-3 | 59 | 168 | 135 | .44671 | 150 | 16 | 17 | | | | | | |
| <hr/> | | | | | | | | | | | | | | | | | | |
| TOTALS | RPI 1-25 | RPI 26-50 | | W-L RECORDS | | RPI 51-100 | | RPI 101-150 | | RPI 150+ | | | | | | | | |
| 3-7-6 | 0-1-0 | 0-0-0 | | OVERALL | | 1-2-2 | | 2-2-1 | | 0-2-3 | | | | | | | | |
| 2-3-3 | 0-0-0 | 0-0-0 | | HOME | | 1-1-1 | | 1-1-1 | | 0-1-1 | | | | | | | | |
| 1-4-2 | 0-1-0 | 0-0-0 | | AWAY | | 0-1-1 | | 1-1-0 | | 0-1-1 | | | | | | | | |
| 0-0-1 | 0-0-0 | 0-0-0 | | NEUTRAL | | 0-0-0 | | 0-0-0 | | 0-0-1 | | | | | | | | |
| <hr/> | | | | | | | | | | | | | | | | | | |
| 2-4-5 | 0-1-0 | 0-0-0 | | NON-CONFERENCE | | 1-2-1 | | 1-1-1 | | 0-0-3 | | | | | | | | |
| 1-2-2 | 0-0-0 | 0-0-0 | | HOME | | 1-1-0 | | 0-1-1 | | 0-0-1 | | | | | | | | |
| 1-2-2 | 0-1-0 | 0-0- | | AWAY | | 0-1-1 | | 1-0-0 | | 0-0-1 | | | | | | | | |
| 0-0-1 | 0-0-0 | 0-0-0 | | NEUTRAL | | 0-0-0 | | 0-0-0 | | 0-0-1 | | | | | | | | |
| <hr/> | | | | | | | | | | | | | | | | | | |
| 1-3-1 | 0-0-0 | 0-0-0 | | CONFERENCE | | 0-0-1 | | 1-1-0 | | 0-2-0 | | | | | | | | |
| 1-1-1 | 0-0-0 | 0-0-0 | | HOME | | 0-0-1 | | 1-0-0 | | 0-1-0 | | | | | | | | |
| 0-2-0 | 0-0-0 | 0-0-0 | | AWAY | | 0-0-0 | | 0-1-0 | | 0-1-0 | | | | | | | | |
| 0-0-0 | 0-0-0 | 0-0-0 | | NEUTRAL | | 0-0-0 | | 0-0-0 | | 0-0-0 | | | | | | | | |
| <hr/> | | | | | | | | | | | | | | | | | | |
| RPI | S | Opponent | Score | | RPI | S | Opponent | Score | | RPI | S | Opponent | Score | | | | | |
| 4 | A | Syracuse | 1 | 2 | | | | | 63 | A | Rhode Island | 0 | 0 | 106 | A | James Madison | 3 | 1 |
| | | | | 78 | H | UMBC | 1 | 1 | 121 | H | Vermont | 2 | 1 | | | | | |
| | | | | 81 | A | Villanova | 0 | 1 | 125 | H | Colgate | 1 | 1 | | | | | |
| | | | | 88 | H | Iona | 3 | 1 | 143 | A | UMass Lowell | 0 | 1 | | | | | |
| | | | | 97 | H | Monmouth | 1 | 2 | 146 | H | Lafayette | 0 | 1 | | | | | |
| | | | | | | | | 155 | H | St. Francis Brooklyn | 0 | 0 | | | | | | |
| | | | | | | | | 162 | A | New Hampshire | 1 | 2 | | | | | | |
| | | | | | | | | 175 | H | Stony Brook | 2 | 3 | | | | | | |
| | | | | | | | | 184 | A | Hartwick | 2 | 2 | | | | | | |
| | | | | | | | | 188 | N | Appalachian St. | 0 | 0 | | | | | | |
| <hr/> | | | | | | | | | | | | | | | | | | |
| LAST 10 GAMES | | | | | | | | | | | | | | | | | | |
| | | | | 175 | H | Stony Brook | 2 | 3 | 121 | H | Vermont | 2 | 1 | | | | | |
| | | | | 78 | H | UMBC | 1 | 1 | 155 | H | St. Francis Brooklyn | 0 | 0 | | | | | |
| | | | | 162 | A | New Hampshire | 1 | 2 | 63 | A | Rhode Island | 0 | 0 | | | | | |
| | | | | 143 | A | UMass Lowell | 0 | 1 | 146 | H | Lafayette | 0 | 1 | | | | | |
| | | | | 4 | A | Syracuse | 1 | 2 | 184 | A | Hartwick | 2 | 2 | | | | | |

Non-Div. I Games:

Albany (NY)

| | | | | | | | | | | | |
|-------------------|----------|-----------|----------------|------------|-------------|----------------------|-------|--------|-------|-----------|------------------------|
| Average RPI Win: | 167 | WON-LOST | WINNING | LAST 10 | STRENGTH OF | OPP. STRENGTH | TEAM | ADJ | CONF. | ADJ CONF. | |
| Average RPI Loss: | 100 | RECORD | PCT. RANK | GAMES | SCHEDULE | OF SCHEDULE | RPI | RPI | RPI | RPI | |
| DIV. I ONLY | 5-7-2 | .42857 | 131 | 3-5-2 | 188 | 160 | 169 | .41697 | 169 | 23 | 23 |
| DIV. I NON-CONF. | 4-5-1 | .45 | 130 | 2-3-1 | 106 | 146 | 132 | .46771 | 126 | 22 | 22 |
| TOTALS | RPI 1-25 | RPI 26-50 | W-L RECORDS | RPI 51-100 | RPI 101-150 | RPI 150+ | | | | | |
| 5-7-2 | 0-0-0 | 0-2-0 | OVERALL | 0-2-0 | 2-1-1 | 3-2-1 | | | | | |
| 3-1-1 | 0-0-0 | 0-1-0 | HOME | 0-0-0 | 1-0-0 | 2-0-1 | | | | | |
| 2-6-1 | 0-0-0 | 0-1-0 | AWAY | 0-2-0 | 1-1-1 | 1-2-0 | | | | | |
| 0-0-0 | 0-0-0 | 0-0-0 | NEUTRAL | 0-0-0 | 0-0-0 | 0-0-0 | | | | | |
| 4-5-1 | 0-0-0 | 0-2-0 | NON-CONFERENCE | 0-2-0 | 2-1-1 | 2-0-0 | | | | | |
| 2-1-0 | 0-0-0 | 0-1-0 | HOME | 0-0-0 | 1-0-0 | 1-0-0 | | | | | |
| 2-4-1 | 0-0-0 | 0-0- | AWAY | 0-2-0 | 1-1-1 | 1-0-0 | | | | | |
| 0-0-0 | 0-0-0 | 0-0-0 | NEUTRAL | 0-0-0 | 0-0-0 | 0-0-0 | | | | | |
| 1-2-1 | 0-0-0 | 0-0-0 | CONFERENCE | 0-0-0 | 0-0-0 | 1-2-1 | | | | | |
| 1-0-1 | 0-0-0 | 0-0-0 | HOME | 0-0-0 | 0-0-0 | 1-0-1 | | | | | |
| 0-2-0 | 0-0-0 | 0-0-0 | AWAY | 0-0-0 | 0-0-0 | 0-2-0 | | | | | |
| 0-0-0 | 0-0-0 | 0-0-0 | NEUTRAL | 0-0-0 | 0-0-0 | 0-0-0 | | | | | |
| RPI | S | Opponent | Score | RPI | S | Opponent | Score | RPI | S | Opponent | Score |
| | | | | 38 | A | Dartmouth | 1 3 | 83 | A | Penn | 3 4 |
| | | | | 42 | H | Navy | 1 3 | 94 | A | Hartford | 1 3 |
| | | | | | | | | | | 119 | A Army |
| | | | | | | | | | | 121 | H Vermont |
| | | | | | | | | | | 143 | A UMass Lowell |
| | | | | | | | | | | 149 | A NJIT |
| | | | | | | | | | | 155 | A St. Francis Brooklyn |
| | | | | | | | | | | 171 | A LIU Brooklyn |
| | | | | | | | | | | 175 | H Stony Brook |
| | | | | | | | | | | 183 | H Fairleigh Dickinson |
| | | | | | | | | | | 197 | A Yale |
| | | | | | | | | | | 201 | H Sacred Heart |
| LAST 10 GAMES | | | | | | | | | | | |
| | | | | 155 | A | St. Francis Brooklyn | 0 1 | 38 | A | Dartmouth | 1 3 |
| | | | | 183 | H | Fairleigh Dickinson | 2 2 | 94 | A | Hartford | 1 3 |
| | | | | 149 | A | NJIT | 1 1 | 121 | H | Vermont | 1 0 |
| | | | | 201 | H | Sacred Heart | 1 0 | 119 | A | Army | 0 3 |
| | | | | 171 | A | LIU Brooklyn | 1 2 | 197 | A | Yale | 1 0 |

Non-Div. I Games:

Central Conn. St.

| Average RPI Win: 165 | | WON-LOST | WINNING | LAST 10 | STRENGTH OF | OPP. STRENGTH | TEAM | ADJ | CONF. | ADJ CONF. | | | | | |
|----------------------|---|----------|-----------|-----------|-------------|----------------|------------|------------|-------|--------------------|------------|----------|---|---------------|------------|
| Average RPI Loss: 84 | | RECORD | PCT. RANK | GAMES | SCHEDULE | OF SCHEDULE | RPI | RPI | RPI | RPI | | | | | |
| DIV. I ONLY | | 2-9-3 | .25 | 184 | 0-7-3 | | 98 | 140 | 176 | .41688 | 170 | 8 | 8 | | |
| DIV. I NON-CONF. | | 2-5-1 | .3125 | 160 | 0-3-1 | | 96 | 174 | 177 | .41588 | 171 | 8 | 8 | | |
| <hr/> | | | | | | | | | | | | | | | |
| TOTALS | | RPI 1-25 | | RPI 26-50 | | W-L RECORDS | | RPI 51-100 | | RPI 101-150 | | RPI 150+ | | | |
| 2-9-3 | | 0-0-0 | | 0-1-0 | | OVERALL | | 0-5-1 | | 0-3-1 | | 2-0-1 | | | |
| 0-4-1 | | 0-0-0 | | 0-0-0 | | HOME | | 0-3-1 | | 0-1-0 | | 0-0-0 | | | |
| 0-4-1 | | 0-0-0 | | 0-1-0 | | AWAY | | 0-1-0 | | 0-2-1 | | 0-0-0 | | | |
| 2-1-1 | | 0-0-0 | | 0-0-0 | | NEUTRAL | | 0-1-0 | | 0-0-0 | | 2-0-1 | | | |
| 2-5-1 | | 0-0-0 | | 0-0-0 | | NON-CONFERENCE | | 0-4-0 | | 0-1-0 | | 2-0-1 | | | |
| 0-2-0 | | 0-0-0 | | 0-0-0 | | HOME | | 0-2-0 | | 0-0-0 | | 0-0-0 | | | |
| 0-2-0 | | 0-0-0 | | 0-0- | | AWAY | | 0-1-0 | | 0-1-0 | | 0-0-0 | | | |
| 2-1-1 | | 0-0-0 | | 0-0-0 | | NEUTRAL | | 0-1-0 | | 0-0-0 | | 2-0-1 | | | |
| 0-4-2 | | 0-0-0 | | 0-1-0 | | CONFERENCE | | 0-1-1 | | 0-2-1 | | 0-0-0 | | | |
| 0-2-1 | | 0-0-0 | | 0-0-0 | | HOME | | 0-1-1 | | 0-1-0 | | 0-0-0 | | | |
| 0-2-1 | | 0-0-0 | | 0-1-0 | | AWAY | | 0-0-0 | | 0-1-1 | | 0-0-0 | | | |
| 0-0-0 | | 0-0-0 | | 0-0-0 | | NEUTRAL | | 0-0-0 | | 0-0-0 | | 0-0-0 | | | |
| RPI | S | Opponent | Score | RPI | S | Opponent | Score | RPI | S | Opponent | Score | RPI | S | Opponent | Score |
| | | | | 29 | A | UNCW | 0 2 | 51 | H | Seattle | 0 2 | 106 | A | James Madison | 0 2 |
| | | | | | | | | 59 | H | UC Santa Barbara | 1 2 | 115 | H | Northeastern | 0 1 |
| | | | | | | | | 77 | A | North Carolina St. | 0 2 | 123 | A | Wofford | 0 2 |
| | | | | | | | | 80 | H | Delaware | 2 2 | 147 | A | Drexel | 2 2 |
| | | | | | | | | 94 | N | Hartford | 0 1 | 156 | N | North Florida | 4 0 |
| | | | | | | | | 100 | H | William & Mary | 2 3 | 173 | N | Georgia St. | 2 0 |
| | | | | | | | | | | | | 185 | N | UCF | 1 1 |
| <hr/> | | | | | | | | | | | | | | | |
| LAST 10 GAMES | | | | | | | | | | | | | | | |
| | | | | 80 | H | Delaware | 2 2 | 115 | H | Northeastern | 0 1 | | | | |
| | | | | 106 | A | James Madison | 0 2 | 123 | A | Wofford | 0 2 | | | | |
| | | | | 100 | H | William & Mary | 2 3 | 77 | A | North Carolina St. | 0 2 | | | | |
| | | | | 147 | A | Drexel | 2 2 | 185 | N | UCF | 1 1 | | | | |
| | | | | 29 | A | UNCW | 0 2 | 94 | N | Hartford | 0 1 | | | | |

Non-Div. I Games:

Col. of Charleston

| | | | | | | | | | | | |
|-------------------|----------|-----------------|-------------------|---------------------|----------------------|---------------------------|--------------------|---------|-----------|---------------------|-------|
| Average RPI Win: | 183 | WON-LOST RECORD | WINNING PCT. RANK | LAST 10 GAMES | STRENGTH OF SCHEDULE | OPP. STRENGTH OF SCHEDULE | TEAM RPI | ADJ RPI | CONF. RPI | ADJ CONF. RPI | |
| Average RPI Loss: | 108 | | | | | | | | | | |
| DIV. I ONLY | 4-10-0 | .28571 | 177 | 4-6-0 | 104 | 193 | 172 | .41531 | 171 | 23 | 23 |
| DIV. I NON-CONF. | 1-8-0 | .11111 | 197 | 1-4-0 | 101 | 184 | 165 | .41909 | 169 | 22 | 22 |
| <hr/> | | | | | | | | | | | |
| TOTALS | RPI 1-25 | RPI 26-50 | | W-L RECORDS | RPI 51-100 | | RPI 101-150 | | RPI 150+ | | |
| 4-10-0 | 0-0-0 | 0-1-0 | | OVERALL | 0-3-0 | | 0-5-0 | | 4-1-0 | | |
| 2-4-0 | 0-0-0 | 0-1-0 | | HOME | 0-0-0 | | 0-3-0 | | 2-0-0 | | |
| 2-6-0 | 0-0-0 | 0-0-0 | | AWAY | 0-3-0 | | 0-2-0 | | 2-1-0 | | |
| 0-0-0 | 0-0-0 | 0-0-0 | | NEUTRAL | 0-0-0 | | 0-0-0 | | 0-0-0 | | |
| <hr/> | | | | | | | | | | | |
| 1-8-0 | 0-0-0 | 0-1-0 | | NON-CONFERENCE | 0-2-0 | | 0-4-0 | | 1-1-0 | | |
| 0-4-0 | 0-0-0 | 0-1-0 | | HOME | 0-0-0 | | 0-3-0 | | 0-0-0 | | |
| 1-4-0 | 0-0-0 | 0-0- | | AWAY | 0-2-0 | | 0-1-0 | | 1-1-0 | | |
| 0-0-0 | 0-0-0 | 0-0-0 | | NEUTRAL | 0-0-0 | | 0-0-0 | | 0-0-0 | | |
| <hr/> | | | | | | | | | | | |
| 3-2-0 | 0-0-0 | 0-0-0 | | CONFERENCE | 0-1-0 | | 0-1-0 | | 3-0-0 | | |
| 2-0-0 | 0-0-0 | 0-0-0 | | HOME | 0-0-0 | | 0-0-0 | | 2-0-0 | | |
| 1-2-0 | 0-0-0 | 0-0-0 | | AWAY | 0-1-0 | | 0-1-0 | | 1-0-0 | | |
| 0-0-0 | 0-0-0 | 0-0-0 | | NEUTRAL | 0-0-0 | | 0-0-0 | | 0-0-0 | | |
| <hr/> | | | | | | | | | | | |
| RPI S | Opponent | Score | RPI S | Opponent | Score | RPI S | Opponent | Score | RPI S | Opponent | Score |
| | | | 31 H | George Mason | 0 1 | 78 A | UMBC | 0 4 | 114 H | Rider | 2 5 |
| | | | | | | 80 A | Delaware | 0 2 | 115 A | Bryant | 1 2 |
| | | | | | | 82 A | Saint Francis (PA) | 2 3 | 124 H | Columbia | 2 3 |
| | | | | | | | | | 141 H | Saint Joseph's | 3 4 |
| | | | | | | | | | 149 A | NJIT | 1 3 |
| | | | | | | | | | 167 A | La Salle | 0 1 |
| | | | | | | | | | 169 H | Central Conn. St. | 2 1 |
| | | | | | | | | | 182 A | Robert Morris | 1 0 |
| | | | | | | | | | 183 H | Fairleigh Dickinson | 1 0 |
| | | | | | | | | | 199 A | Howard | 4 1 |
| <hr/> | | | | | | | | | | | |
| LAST 10 GAMES | | | | | | | | | | | |
| | | | 183 H | Fairleigh Dickinson | 1 0 | 167 A | La Salle | 0 1 | | | |
| | | | 115 A | Bryant | 1 2 | 199 A | Howard | 4 1 | | | |
| | | | 82 A | Saint Francis (PA) | 2 3 | 31 H | George Mason | 0 1 | | | |
| | | | 182 A | Robert Morris | 1 0 | 149 A | NJIT | 1 3 | | | |
| | | | 169 H | Central Conn. St. | 2 1 | 124 H | Columbia | 2 3 | | | |

Non-Div. I Games:

LIU Brooklyn

| | | | | | | | | | | | |
|-------------------|-------------|-----------------|-------------------|----------------|----------------------|---------------------------|--------------|---------|-----------|----------------|-------|
| Average RPI Win: | 146 | WON-LOST RECORD | WINNING PCT. RANK | LAST 10 GAMES | STRENGTH OF SCHEDULE | OPP. STRENGTH OF SCHEDULE | TEAM RPI | ADJ RPI | CONF. RPI | ADJ CONF. RPI | |
| Average RPI Loss: | 90 | | | | | | | | | | |
| DIV. I ONLY | 2-12-1 | .16667 | 195 | 2-7-1 | 50 | 159 | 173 | .41475 | 172 | 11 | 11 |
| DIV. I NON-CONF. | 1-8-0 | .11111 | 197 | 1-3-0 | 72 | 183 | 181 | .40982 | 175 | 12 | 12 |
| <hr/> | | | | | | | | | | | |
| TOTALS | RPI 1-25 | RPI 26-50 | | W-L RECORDS | RPI 51-100 | | RPI 101-150 | | RPI 150+ | | |
| 2-12-1 | 0-1-0 | 0-2-0 | | OVERALL | 0-5-0 | | 1-2-1 | | 1-2-0 | | |
| 1-4-1 | 0-0-0 | 0-1-0 | | HOME | 0-1-0 | | 1-1-1 | | 0-1-0 | | |
| 1-8-0 | 0-1-0 | 0-1-0 | | AWAY | 0-4-0 | | 0-1-0 | | 1-1-0 | | |
| 0-0-0 | 0-0-0 | 0-0-0 | | NEUTRAL | 0-0-0 | | 0-0-0 | | 0-0-0 | | |
| <hr/> | | | | | | | | | | | |
| 1-8-0 | 0-0-0 | 0-1-0 | | NON-CONFERENCE | 0-4-0 | | 1-1-0 | | 0-2-0 | | |
| 1-2-0 | 0-0-0 | 0-0-0 | | HOME | 0-1-0 | | 1-0-0 | | 0-1-0 | | |
| 0-6-0 | 0-0-0 | 0-0- | | AWAY | 0-3-0 | | 0-1-0 | | 0-1-0 | | |
| 0-0-0 | 0-0-0 | 0-0-0 | | NEUTRAL | 0-0-0 | | 0-0-0 | | 0-0-0 | | |
| <hr/> | | | | | | | | | | | |
| 1-4-1 | 0-1-0 | 0-1-0 | | CONFERENCE | 0-1-0 | | 0-1-1 | | 1-0-0 | | |
| 0-2-1 | 0-0-0 | 0-1-0 | | HOME | 0-0-0 | | 0-1-1 | | 0-0-0 | | |
| 1-2-0 | 0-1-0 | 0-0-0 | | AWAY | 0-1-0 | | 0-0-0 | | 1-0-0 | | |
| 0-0-0 | 0-0-0 | 0-0-0 | | NEUTRAL | 0-0-0 | | 0-0-0 | | 0-0-0 | | |
| <hr/> | | | | | | | | | | | |
| RPI S | Opponent | Score | RPI S | Opponent | Score | RPI S | Opponent | Score | RPI S | Opponent | Score |
| 24 A | Saint Louis | 0 5 | 36 A | Boston U. | 0 2 | 63 A | Rhode Island | 1 4 | 111 H | VCU | 1 1 |
| | | | 41 H | Dayton | 1 4 | 74 H | Harvard | 2 3 | 113 A | Utah Valley | 1 5 |
| | | | | | | 84 A | Cal Poly | 0 1 | 139 H | Fairfield | 2 1 |
| | | | | | | 90 A | Santa Clara | 0 2 | 141 H | Saint Joseph's | 0 1 |
| | | | | | | 94 A | Hartford | 1 2 | 152 A | Fordham | 2 0 |
| | | | | | | | | | 162 H | New Hampshire | 0 1 |
| | | | | | | | | | 163 A | San Jose St. | 1 4 |
| | | | | | | | | | | | |
| | | | | | | | | | | | |
| | | | | | | | | | | | |
| | | | | | | | | | | | |
| | | | | | | | | | | | |
| | | | | | | | | | | | |
| | | | | | | | | | | | |
| | | | | | | | | | | | |
| | | | | | | | | | | | |
| | | | | | | | | | | | |
| | | | | | | | | | | | |
| | | | | | | | | | | | |
| | | | | | | | | | | | |
| | | | | | | | | | | | |
| | | | | | | | | | | | |
| | | | | | | | | | | | |
| | | | | | | | | | | | |
| | | | | | | | | | | | |
| | | | | | | | | | | | |
| | | | | | | | | | | | |
| | | | | | | | | | | | |
| | | | | | | | | | | | |
| | | | | | | | | | | | |
| | | | | | | | | | | | |
| | | | | | | | | | | | |
| | | | | | | | | | | | |
| | | | | | | | | | | | |
| | | | | | | | | | | | |
| | | | | | | | | | | | |
| | | | | | | | | | | | |
| | | | | | | | | | | | |
| | | | | | | | | | | | |
| | | | | | | | | | | | |
| | | | | | | | | | | | |
| | | | | | | | | | | | |
| | | | | | | | | | | | |
| | | | | | | | | | | | |
| | | | | | | | | | | | |
| | | | | | | | | | | | |
| | | | | | | | | | | | |
| | | | | | | | | | | | |
| | | | | | | | | | | | |
| | | | | | | | | | | | |
| | | | | | | | | | | | |
| | | | | | | | | | | | |
| | | | | | | | | | | | |
| | | | | | | | | | | | |
| | | | | | | | | | | | |
| | | | | | | | | | | | |
| | | | | | | | | | | | |
| | | | | | | | | | | | |
| | | | | | | | | | | | |
| | | | | | | | | | | | |
| | | | | | | | | | | | |
| | | | | | | | | | | | |
| | | | | | | | | | | | |
| | | | | | | | | | | | |
| | | | | | | | | | | | |
| | | | | | | | | | | | |
| | | | | | | | | | | | |
| | | | | | | | | | | | |
| | | | | | | | | | | | |
| | | | | | | | | | | | |
| | | | | | | | | | | | |
| | | | | | | | | | | | |
| | | | | | | | | | | | |
| | | | | | | | | | | | |
| | | | | | | | | | | | |
| | | | | | | | | | | | |
| | | | </ | | | | | | | | |

Non-Div. I Games:

Massachusetts

| Average RPI Win: 166 | | WON-LOST | WINNING | LAST 10 | STRENGTH OF | | OPP. STRENGTH | TEAM | ADJ | CONF. | ADJ CONF. | | | | |
|-----------------------|----------------|-----------------|-----------|---------|----------------|-------|----------------|-------|----------------|--------|-----------|-------|--------------------|-------|---|
| Average RPI Loss: 124 | | RECORD | PCT. RANK | GAMES | SCHEDULE | | OF SCHEDULE | RPI | RPI | RPI | RPI | | | | |
| DIV. I ONLY | | 6-8-0 | .42857 | 131 | 5-5-0 | | 187 | 188 | 166 | .41338 | 173 | 24 | 24 | | |
| DIV. I NON-CONF. | | 5-6-0 | .45455 | 128 | 4-3-0 | | 169 | 179 | 158 | .42521 | 163 | 24 | 24 | | |
| TOTALS | | RPI 1-25 | RPI 26-50 | | W-L RECORDS | | RPI 51-100 | | RPI 101-150 | | RPI 150+ | | | | |
| 6-8-0 | | 0-1-0 | 0-0-0 | | OVERALL | | 0-2-0 | | 1-2-0 | | 5-3-0 | | | | |
| 3-2-0 | | 0-0-0 | 0-0-0 | | HOME | | 0-0-0 | | 0-0-0 | | 3-2-0 | | | | |
| 3-5-0 | | 0-1-0 | 0-0-0 | | AWAY | | 0-2-0 | | 1-2-0 | | 2-0-0 | | | | |
| 0-1-0 | | 0-0-0 | 0-0-0 | | NEUTRAL | | 0-0-0 | | 0-0-0 | | 0-1-0 | | | | |
| 5-6-0 | | 0-1-0 | 0-0-0 | | NON-CONFERENCE | | 0-2-0 | | 1-1-0 | | 4-2-0 | | | | |
| 3-1-0 | | 0-0-0 | 0-0-0 | | HOME | | 0-0-0 | | 0-0-0 | | 3-1-0 | | | | |
| 2-4-0 | | 0-1-0 | 0-0- | | AWAY | | 0-2-0 | | 1-1-0 | | 1-0-0 | | | | |
| 0-1-0 | | 0-0-0 | 0-0-0 | | NEUTRAL | | 0-0-0 | | 0-0-0 | | 0-1-0 | | | | |
| 1-2-0 | | 0-0-0 | 0-0-0 | | CONFERENCE | | 0-0-0 | | 0-1-0 | | 1-1-0 | | | | |
| 0-1-0 | | 0-0-0 | 0-0-0 | | HOME | | 0-0-0 | | 0-0-0 | | 0-1-0 | | | | |
| 1-1-0 | | 0-0-0 | 0-0-0 | | AWAY | | 0-0-0 | | 0-1-0 | | 1-0-0 | | | | |
| 0-0-0 | | 0-0-0 | 0-0-0 | | NEUTRAL | | 0-0-0 | | 0-0-0 | | 0-0-0 | | | | |
| RPI S | Opponent | Score | | RPI S | Opponent | Score | | RPI S | Opponent | Score | | RPI S | Opponent | Score | |
| 14 A | North Carolina | 0 | 4 | | | | | 70 A | Furman | 0 | 5 | 105 A | Lipscomb | 3 | 1 |
| | | | | | | | | 98 A | South Carolina | 1 | 2 | 117 A | Mercer | 0 | 2 |
| | | | | | | | | | | | | 149 A | NJIT | 1 | 2 |
| | | | | | | | | | | | | 156 H | North Florida | 4 | 1 |
| | | | | | | | | | | | | 166 A | UNC Greensboro | 2 | 1 |
| | | | | | | | | | | | | 170 N | Col. of Charleston | 0 | 2 |
| | | | | | | | | | | | | 176 H | Jacksonville | 1 | 0 |
| | | | | | | | | | | | | 184 H | Hartwick | 1 | 2 |
| | | | | | | | | | | | | 188 A | Appalachian St. | 1 | 0 |
| | | | | | | | | | | | | 192 H | Belmont | 0 | 2 |
| | | | | | | | | | | | | 203 H | Presbyterian | 1 | 0 |
| LAST 10 GAMES | | | | | | | | | | | | | | | |
| | 184 H | Hartwick | 1 | 2 | | 192 H | Belmont | 0 | 2 | | | | | | |
| | 176 H | Jacksonville | 1 | 0 | | 98 A | South Carolina | 1 | 2 | | | | | | |
| | 188 A | Appalachian St. | 1 | 0 | | 105 A | Lipscomb | 3 | 1 | | | | | | |
| | 14 A | North Carolina | 0 | 4 | | 166 A | UNC Greensboro | 2 | 1 | | | | | | |
| | 149 A | NJIT | 1 | 2 | | 203 H | Presbyterian | 1 | 0 | | | | | | |

Non-Div. I Games:

Georgia St.

| Average RPI Win: | | 169 | WON-LOST | | WINNING | | LAST 10 | | STRENGTH OF | | OPP. STRENGTH | | TEAM | | ADJ | | CONF. | | ADJ CONF. | | | | | | | |
|-------------------|---|-----------|----------|-------|-----------|-----|----------------|------------|-------------|-------|---------------|------------|----------|----------|-----|-------|--------|---------------|-----------|-------|---|---------------|---|---------|---|---|
| Average RPI Loss: | | 95 | RECORD | | PCT. RANK | | GAMES | | SCHEDULE | | OF SCHEDULE | | RPI | | RPI | | RPI | | RPI | | | | | | | |
| DIV. I ONLY | | | 5-8-3 | | .40625 | | 137 | | 4-5-1 | | 183 | | 133 | | 170 | | .41026 | | 174 | | | | | | | |
| DIV. I NON-CONF. | | | 3-4-2 | | .44444 | | 133 | | 2-1-0 | | 144 | | 143 | | 154 | | .43577 | | 156 | | | | | | | |
| TOTALS | | | RPI 1-25 | | RPI 26-50 | | W-L RECORDS | | RPI 51-100 | | RPI 101-150 | | RPI 150+ | | | | | | | | | | | | | |
| 5-8-3 | | | 0-2-0 | | 0-2-0 | | OVERALL | | 0-0-1 | | 1-1-1 | | 4-3-1 | | | | | | | | | | | | | |
| 3-2-2 | | | 0-0-0 | | 0-1-0 | | HOME | | 0-0-1 | | 0-0-1 | | 3-1-0 | | | | | | | | | | | | | |
| 2-6-1 | | | 0-2-0 | | 0-1-0 | | AWAY | | 0-0-0 | | 1-1-0 | | 1-2-1 | | | | | | | | | | | | | |
| 0-0-0 | | | 0-0-0 | | 0-0-0 | | NEUTRAL | | 0-0-0 | | 0-0-0 | | 0-0-0 | | | | | | | | | | | | | |
| 3-4-2 | | | 0-2-0 | | 0-0-0 | | NON-CONFERENCE | | 0-0-0 | | 0-1-1 | | 3-1-1 | | | | | | | | | | | | | |
| 2-0-1 | | | 0-0-0 | | 0-0-0 | | HOME | | 0-0-0 | | 0-0-1 | | 2-0-0 | | | | | | | | | | | | | |
| 1-4-1 | | | 0-2-0 | | 0-0- | | AWAY | | 0-0-0 | | 0-1-0 | | 1-1-1 | | | | | | | | | | | | | |
| 0-0-0 | | | 0-0-0 | | 0-0-0 | | NEUTRAL | | 0-0-0 | | 0-0-0 | | 0-0-0 | | | | | | | | | | | | | |
| 2-4-1 | | | 0-0-0 | | 0-2-0 | | CONFERENCE | | 0-0-1 | | 1-0-0 | | 1-2-0 | | | | | | | | | | | | | |
| 1-2-1 | | | 0-0-0 | | 0-1-0 | | HOME | | 0-0-1 | | 0-0-0 | | 1-1-0 | | | | | | | | | | | | | |
| 1-2-0 | | | 0-0-0 | | 0-1-0 | | AWAY | | 0-0-0 | | 1-0-0 | | 0-1-0 | | | | | | | | | | | | | |
| 0-0-0 | | | 0-0-0 | | 0-0-0 | | NEUTRAL | | 0-0-0 | | 0-0-0 | | 0-0-0 | | | | | | | | | | | | | |
| RPI | S | Opponent | | Score | | RPI | S | Opponent | | Score | | RPI | S | Opponent | | Score | | | | | | | | | | |
| 9 | A | Creighton | | 0 | 3 | 33 | A | Tulsa | | 2 | 4 | 57 | H | UConn | | 0 | 0 | 104 | A | Omaha | 1 | 3 | | | | |
| 21 | A | Xavier | | 0 | 3 | 49 | H | South Fla. | | 1 | 3 | | | | | | | | | | | 107 | A | Memphis | 2 | 1 |
| | | | | | | | | | | | | | | | | | | | | 109 | H | Wright St. | | 1 | 1 | |
| | | | | | | | | | | | | | | | | | | | | 153 | H | Cleveland St. | | 2 | 0 | |
| | | | | | | | | | | | | | | | | | | | | 159 | A | IUPUI | | 2 | 3 | |
| | | | | | | | | | | | | | | | | | | | | 185 | H | UCF | | 2 | 3 | |
| | | | | | | | | | | | | | | | | | | | | 187 | A | Northern Ky. | | 1 | 1 | |
| | | | | | | | | | | | | | | | | | | | | 189 | A | IPFW | | 5 | 0 | |
| | | | | | | | | | | | | | | | | | | | | 196 | A | Temple | | 0 | 2 | |
| | | | | | | | | | | | | | | | | | | | | 196 | H | Temple | | 5 | 1 | |
| | | | | | | | | | | | | | | | | | | | | 202 | H | Eastern Ill. | | 1 | 0 | |
| LAST 10 GAMES | | | | | | | | | | | | | | | | | | | | | | | | | | |
| | | | | | | | | | | 185 | H | UCF | | 2 | 3 | 57 | H | UConn | | 0 | 0 | | | | | |
| | | | | | | | | | | 107 | A | Memphis | | 2 | 1 | 33 | A | Tulsa | | 2 | 4 | | | | | |
| | | | | | | | | | | 196 | H | Temple | | 5 | 1 | 196 | A | Temple | | 0 | 2 | | | | | |
| | | | | | | | | | | 159 | A | IUPUI | | 2 | 3 | 153 | H | Cleveland St. | | 2 | 0 | | | | | |
| | | | | | | | | | | 49 | H | South Fla. | | 1 | 3 | 202 | H | Eastern Ill. | | 1 | 0 | | | | | |

Non-Div. I Games:

Cincinnati

| Average RPI Win: 157 | | WON-LOST | WINNING | LAST 10 | STRENGTH OF | | OPP. STRENGTH | TEAM | ADJ | | CONF. | ADJ CONF. |
|-----------------------|----------|----------|-----------|----------|----------------|-------|---------------|-------|-------------|---------------------|----------|-----------|
| Average RPI Loss: 104 | | RECORD | PCT. RANK | GAMES | SCHEDULE | | OF SCHEDULE | RPI | RPI | | RPI | RPI |
| DIV. I ONLY | | 4-10-1 | .3 | 172 | 3-7-0 | | 169 | 158 | 180 | | .40231 | 175 |
| DIV. I NON-CONF. | | 2-7-1 | .25 | 173 | 1-4-0 | | 161 | 144 | 182 | | .40463 | 180 |
| TOTALS | | RPI 1-25 | RPI 26-50 | | W-L RECORDS | | RPI 51-100 | | RPI 101-150 | | RPI 150+ | |
| 4-10-1 | | 0-0-0 | 0-0-0 | | OVERALL | | 1-5-0 | | 0-4-0 | | 3-1-1 | |
| 2-3-1 | | 0-0-0 | 0-0-0 | | HOME | | 1-1-0 | | 0-2-0 | | 1-0-1 | |
| 2-6-0 | | 0-0-0 | 0-0-0 | | AWAY | | 0-4-0 | | 0-1-0 | | 2-1-0 | |
| 0-1-0 | | 0-0-0 | 0-0-0 | | NEUTRAL | | 0-0-0 | | 0-1-0 | | 0-0-0 | |
| 2-7-1 | | 0-0-0 | 0-0-0 | | NON-CONFERENCE | | 1-4-0 | | 0-2-0 | | 1-1-1 | |
| 1-2-1 | | 0-0-0 | 0-0-0 | | HOME | | 1-1-0 | | 0-1-0 | | 0-0-1 | |
| 1-4-0 | | 0-0-0 | 0-0- | | AWAY | | 0-3-0 | | 0-0-0 | | 1-1-0 | |
| 0-1-0 | | 0-0-0 | 0-0-0 | | NEUTRAL | | 0-0-0 | | 0-1-0 | | 0-0-0 | |
| 2-3-0 | | 0-0-0 | 0-0-0 | | CONFERENCE | | 0-1-0 | | 0-2-0 | | 2-0-0 | |
| 1-1-0 | | 0-0-0 | 0-0-0 | | HOME | | 0-0-0 | | 0-1-0 | | 1-0-0 | |
| 1-2-0 | | 0-0-0 | 0-0-0 | | AWAY | | 0-1-0 | | 0-1-0 | | 1-0-0 | |
| 0-0-0 | | 0-0-0 | 0-0-0 | | NEUTRAL | | 0-0-0 | | 0-0-0 | | 0-0-0 | |
| RPI S | Opponent | Score | RPI S | Opponent | Score | RPI S | Opponent | Score | RPI S | Opponent | Score | |
| | | | | | | 57 A | UConn | 0 3 | 107 N | Memphis | 0 1 | |
| | | | | | | 63 A | Rhode Island | 0 3 | 115 H | Northeastern | 2 3 | |
| | | | | | | 81 H | Villanova | 0 1 | 121 A | Vermont | 0 2 | |
| | | | | | | 91 A | SMU | 1 3 | 143 H | UMass Lowell | 1 2 | |
| | | | | | | 94 A | Hartford | 0 1 | 162 H | New Hampshire | 1 0 | |
| | | | | | | 95 H | Lehigh | 3 0 | 168 A | Albany (NY) | 3 2 | |
| | | | | | | | | | 169 A | Central Conn. St. | 0 1 | |
| | | | | | | | | | 183 H | Fairleigh Dickinson | 0 0 | |
| | | | | | | | | | 201 A | Sacred Heart | 4 2 | |
| LAST 10 GAMES | | | | | | 162 H | New Hampshire | 1 0 | | | | |
| | | | | | | 143 H | UMass Lowell | 1 2 | | | | |
| | | | | | | 94 A | Hartford | 0 1 | | | | |
| | | | | | | 121 A | Vermont | 0 2 | | | | |
| | | | | | | 81 H | Villanova | 0 1 | | | | |
| | | | | | | 115 H | Northeastern | 2 3 | | | | |
| | | | | | | 201 A | Sacred Heart | 4 2 | | | | |
| | | | | | | 63 A | Rhode Island | 0 3 | | | | |
| | | | | | | 91 A | SMU | 1 3 | | | | |

Non-Div. I Games:

Stony Brook

| | | | | | | | | | | | | |
|------------------|----------|-----------------|-------------------|----------------|----------------------|---------------------------|----------|-------------|-----------|-----------------|-------|----|
| Average RPI Win: | 173 | WON-LOST RECORD | WINNING PCT. RANK | LAST 10 GAMES | STRENGTH OF SCHEDULE | OPP. STRENGTH OF SCHEDULE | TEAM RPI | ADJ RPI | CONF. RPI | ADJ CONF. RPI | | |
| DIV. I ONLY | | 4-10-0 | .28571 | 177 | 3-7-0 | 140 | 189 | 178 | .40173 | 176 | 22 | 22 |
| DIV. I NON-CONF. | | 3-7-0 | .3 | 167 | 2-4-0 | 124 | 191 | 176 | .40892 | 176 | 23 | 23 |
| <hr/> | | | | | | | | | | | | |
| TOTALS | RPI 1-25 | RPI 26-50 | | W-L RECORDS | | RPI 51-100 | | RPI 101-150 | | RPI 150+ | | |
| 4-10-0 | 0-0-0 | 0-2-0 | | OVERALL | | 0-0-0 | | 1-5-0 | | 3-3-0 | | |
| 4-3-0 | 0-0-0 | 0-0-0 | | HOME | | 0-0-0 | | 1-3-0 | | 3-0-0 | | |
| 0-5-0 | 0-0-0 | 0-1-0 | | AWAY | | 0-0-0 | | 0-1-0 | | 0-3-0 | | |
| 0-2-0 | 0-0-0 | 0-1-0 | | NEUTRAL | | 0-0-0 | | 0-1-0 | | 0-0-0 | | |
| 3-7-0 | 0-0-0 | 0-2-0 | | NON-CONFERENCE | | 0-0-0 | | 1-3-0 | | 2-2-0 | | |
| 3-2-0 | 0-0-0 | 0-0-0 | | HOME | | 0-0-0 | | 1-2-0 | | 2-0-0 | | |
| 0-3-0 | 0-0-0 | 0-0- | | AWAY | | 0-0-0 | | 0-0-0 | | 0-2-0 | | |
| 0-2-0 | 0-0-0 | 0-1-0 | | NEUTRAL | | 0-0-0 | | 0-1-0 | | 0-0-0 | | |
| 1-3-0 | 0-0-0 | 0-0-0 | | CONFERENCE | | 0-0-0 | | 0-2-0 | | 1-1-0 | | |
| 1-1-0 | 0-0-0 | 0-0-0 | | HOME | | 0-0-0 | | 0-1-0 | | 1-0-0 | | |
| 0-2-0 | 0-0-0 | 0-0-0 | | AWAY | | 0-0-0 | | 0-1-0 | | 0-1-0 | | |
| 0-0-0 | 0-0-0 | 0-0-0 | | NEUTRAL | | 0-0-0 | | 0-0-0 | | 0-0-0 | | |
| RPI | S | Opponent | Score | RPI | S | Opponent | Score | RPI | S | Opponent | Score | |
| | | | | 26 | A | Davidson | 0 2 | | | | | |
| | | | | 41 | N | Dayton | 0 3 | | | | | |
| | | | | | | | | 110 | H | FGCU | 1 3 | |
| | | | | | | | | 121 | N | Vermont | 2 3 | |
| | | | | | | | | 123 | H | Wofford | 1 3 | |
| | | | | | | | | 128 | A | Stetson | 0 1 | |
| | | | | | | | | 136 | H | Campbell | 1 0 | |
| | | | | | | | | 149 | H | NJIT | 2 3 | |
| | | | | | | | | 156 | A | North Florida | 0 2 | |
| | | | | | | | | 173 | A | Georgia St. | 0 1 | |
| | | | | | | | | 177 | H | Ga. Southern | 3 0 | |
| | | | | | | | | 187 | H | Northern Ky. | 2 0 | |
| | | | | | | | | 188 | A | Appalachian St. | 1 2 | |
| | | | | | | | | 191 | H | Fla. Atlantic | 2 0 | |
| <hr/> | | | | | | | | | | | | |
| LAST 10 GAMES | | | | | | | | | | | | |
| 128 | A | Stetson | 0 1 | 110 | H | FGCU | 1 3 | | | | | |
| 173 | A | Georgia St. | 0 1 | 177 | H | Ga. Southern | 3 0 | | | | | |
| 187 | H | Northern Ky. | 2 0 | 136 | H | Campbell | 1 0 | | | | | |
| 188 | A | Appalachian St. | 1 2 | 123 | H | Wofford | 1 3 | | | | | |
| 156 | A | North Florida | 0 2 | 121 | N | Vermont | 2 3 | | | | | |

Non-Div. I Games:

Jacksonville

[illegible]

Non-Div. I Games:

Ga. Southern

| Average RPI Win: | | 152 | WON-LOST RECORD | | WINNING PCT. RANK | | LAST 10 GAMES | | STRENGTH OF SCHEDULE | | OPP. STRENGTH OF SCHEDULE | | TEAM RPI | | ADJ RPI | | CONF. RPI | | ADJ CONF. RPI | |
|------------------|---|----------------|-----------------|-----------|-------------------|----------------|---------------|------------------|----------------------|-------------|---------------------------|----------|----------|------------------|------------|-------|-----------|--|---------------|--|
| DIV. I ONLY | | | 3-9-3 | | .3 172 | | 2-6-2 | | 133 | | 138 | | 175 | | .39763 178 | | 20 | | 19 | |
| DIV. I NON-CONF. | | | 2-6-3 | | .31818 158 | | 1-3-2 | | 122 | | 128 | | 169 | | .41077 173 | | 15 | | 14 | |
| TOTALS | | RPI 1-25 | | RPI 26-50 | | W-L RECORDS | | RPI 51-100 | | RPI 101-150 | | RPI 150+ | | | | | | | | |
| 3-9-3 | | 0-1-0 | | 0-1-0 | | OVERALL | | 0-3-2 | | 2-2-0 | | 1-2-1 | | | | | | | | |
| 2-4-2 | | 0-1-0 | | 0-0-0 | | HOME | | 0-1-1 | | 1-1-0 | | 1-1-1 | | | | | | | | |
| 1-5-1 | | 0-0-0 | | 0-1-0 | | AWAY | | 0-2-1 | | 1-1-0 | | 0-1-0 | | | | | | | | |
| 0-0-0 | | 0-0-0 | | 0-0-0 | | NEUTRAL | | 0-0-0 | | 0-0-0 | | 0-0-0 | | | | | | | | |
| 2-6-3 | | 0-1-0 | | 0-1-0 | | NON-CONFERENCE | | 0-2-2 | | 1-1-0 | | 1-1-1 | | | | | | | | |
| 1-3-2 | | 0-1-0 | | 0-0-0 | | HOME | | 0-1-1 | | 0-0-0 | | 1-1-1 | | | | | | | | |
| 1-3-1 | | 0-0-0 | | 0-0- | | AWAY | | 0-1-1 | | 1-1-0 | | 0-0-0 | | | | | | | | |
| 0-0-0 | | 0-0-0 | | 0-0-0 | | NEUTRAL | | 0-0-0 | | 0-0-0 | | 0-0-0 | | | | | | | | |
| 1-3-0 | | 0-0-0 | | 0-0-0 | | CONFERENCE | | 0-1-0 | | 1-1-0 | | 0-1-0 | | | | | | | | |
| 1-1-0 | | 0-0-0 | | 0-0-0 | | HOME | | 0-0-0 | | 1-1-0 | | 0-0-0 | | | | | | | | |
| 0-2-0 | | 0-0-0 | | 0-0-0 | | AWAY | | 0-1-0 | | 0-0-0 | | 0-1-0 | | | | | | | | |
| 0-0-0 | | 0-0-0 | | 0-0-0 | | NEUTRAL | | 0-0-0 | | 0-0-0 | | 0-0-0 | | | | | | | | |
| RPI | S | Opponent | | Score | | RPI | S | Opponent | | Score | | RPI | S | Opponent | | Score | | | | |
| 9 | H | Creighton | | 0 | 1 | 44 | A | Marquette | | 0 | 2 | 59 | A | UC Santa Barbara | | 1 | 4 | | | |
| | | | | | | | | | | | | 69 | A | Missouri St. | | 0 | 2 | | | |
| | | | | | | | | | | | | 84 | A | Cal Poly | | 0 | 0 | | | |
| | | | | | | | | | | | | 92 | H | Western Ill. | | 1 | 1 | | | |
| | | | | | | | | | | | | 99 | H | Ill.-Chicago | | 0 | 1 | | | |
| | | | | | | | | | | | | 129 | H | Loyola Chicago | | 2 | 1 | | | |
| | | | | | | | | | | | | 132 | A | DePaul | | 2 | 3 | | | |
| | | | | | | | | | | | | 135 | A | UMKC | | 1 | 0 | | | |
| | | | | | | | | | | | | 150 | H | Evansville | | 1 | 4 | | | |
| | | | | | | | | | | | | 151 | A | SIUE | | 0 | 4 | | | |
| | | | | | | | | | | | | 160 | H | Milwaukee | | 0 | 2 | | | |
| | | | | | | | | | | | | 193 | H | Green Bay | | 3 | 1 | | | |
| | | | | | | | | | | | | 195 | H | Houston Baptist | | 2 | 2 | | | |
| LAST 10 GAMES | | | | | | | | | | | | | | | | | | | | |
| 150 | H | Evansville | | 1 | 4 | 69 | A | Missouri St. | | 0 | 2 | | | | | | | | | |
| 92 | H | Western Ill. | | 1 | 1 | 59 | A | UC Santa Barbara | | 1 | 4 | | | | | | | | | |
| 151 | A | SIUE | | 0 | 4 | 84 | A | Cal Poly | | 0 | 0 | | | | | | | | | |
| 129 | H | Loyola Chicago | | 2 | 1 | 135 | A | UMKC | | 1 | 0 | | | | | | | | | |
| 9 | H | Creighton | | 0 | 1 | 132 | A | DePaul | | 2 | 3 | | | | | | | | | |

Non-Div. I Games:

Drake

| Average RPI Win: 152 | | WON-LOST RECORD | | WINNING PCT. RANK | | LAST 10 GAMES | | STRENGTH OF SCHEDULE | | OPP. STRENGTH OF SCHEDULE | | TEAM RPI | | ADJ RPI | | CONF. RPI | | ADJ CONF. RPI | |
|----------------------|---|-----------------|--|-------------------|-----|----------------|----------|----------------------|-------|---------------------------|---|----------|------------------------|------------|--|-----------|--|---------------|--|
| DIV. I ONLY | | 3-12-0 | | .2 189 | | 2-8-0 | | 84 | | 192 | | 179 | | .39416 179 | | 14 | | 14 | |
| DIV. I NON-CONF. | | 2-6-0 | | .25 173 | | 1-2-0 | | 117 | | 193 | | 185 | | .38956 185 | | 21 | | 20 | |
| TOTALS | | RPI 1-25 | | RPI 26-50 | | W-L RECORDS | | RPI 51-100 | | RPI 101-150 | | RPI 150+ | | | | | | | |
| 3-12-0 | | 0-0-0 | | 0-0-0 | | OVERALL | | 0-4-0 | | 2-6-0 | | 1-2-0 | | | | | | | |
| 1-4-0 | | 0-0-0 | | 0-0-0 | | HOME | | 0-0-0 | | 1-3-0 | | 0-1-0 | | | | | | | |
| 2-7-0 | | 0-0-0 | | 0-0-0 | | AWAY | | 0-4-0 | | 1-3-0 | | 1-0-0 | | | | | | | |
| 0-1-0 | | 0-0-0 | | 0-0-0 | | NEUTRAL | | 0-0-0 | | 0-0-0 | | 0-1-0 | | | | | | | |
| 2-6-0 | | 0-0-0 | | 0-0-0 | | NON-CONFERENCE | | 0-2-0 | | 1-2-0 | | 1-2-0 | | | | | | | |
| 0-1-0 | | 0-0-0 | | 0-0-0 | | HOME | | 0-0-0 | | 0-0-0 | | 0-1-0 | | | | | | | |
| 2-4-0 | | 0-0-0 | | 0-0- | | AWAY | | 0-2-0 | | 1-2-0 | | 1-0-0 | | | | | | | |
| 0-1-0 | | 0-0-0 | | 0-0-0 | | NEUTRAL | | 0-0-0 | | 0-0-0 | | 0-1-0 | | | | | | | |
| 1-6-0 | | 0-0-0 | | 0-0-0 | | CONFERENCE | | 0-2-0 | | 1-4-0 | | 0-0-0 | | | | | | | |
| 1-3-0 | | 0-0-0 | | 0-0-0 | | HOME | | 0-0-0 | | 1-3-0 | | 0-0-0 | | | | | | | |
| 0-3-0 | | 0-0-0 | | 0-0-0 | | AWAY | | 0-2-0 | | 0-1-0 | | 0-0-0 | | | | | | | |
| 0-0-0 | | 0-0-0 | | 0-0-0 | | NEUTRAL | | 0-0-0 | | 0-0-0 | | 0-0-0 | | | | | | | |
| RPI | S | Opponent | | Score | RPI | S | Opponent | | Score | RPI | S | Opponent | | Score | | | | | |
| | | | | | | | 80 | A Delaware | 1 2 | | | 108 | H Quinnipiac | 0 3 | | | | | |
| | | | | | | | 81 | A Villanova | 1 3 | | | 114 | A Rider | 0 4 | | | | | |
| | | | | | | | 87 | A Siena | 0 1 | | | 115 | A Bryant | 1 2 | | | | | |
| | | | | | | | 88 | A Iona | 3 4 | | | 134 | A George Washington | 4 0 | | | | | |
| | | | | | | | | | | | | 137 | H Marist | 2 1 | | | | | |
| | | | | | | | | | | | | 139 | H Fairfield | 0 1 | | | | | |
| | | | | | | | | | | | | 142 | H Niagara | 1 2 | | | | | |
| | | | | | | | | | | | | 146 | A Lafayette | 0 1 | | | | | |
| | | | | | | | | | | | | 155 | H St. Francis Brooklyn | 0 2 | | | | | |
| | | | | | | | | | | | | 162 | N New Hampshire | 0 1 | | | | | |
| | | | | | | | | | | | | 184 | A Hartwick | 2 1 | | | | | |
| LAST 10 GAMES | | | | | | | | | | | | | | | | | | | |
| | | | | | | | 108 | H Quinnipiac | 0 3 | | | 139 | H Fairfield | 0 1 | | | | | |
| | | | | | | | 114 | A Rider | 0 4 | | | 87 | A Siena | 0 1 | | | | | |
| | | | | | | | 137 | H Marist | 2 1 | | | 134 | A George Washington | 4 0 | | | | | |
| | | | | | | | 88 | A Iona | 3 4 | | | 155 | H St. Francis Brooklyn | 0 2 | | | | | |
| | | | | | | | 142 | H Niagara | 1 2 | | | 115 | A Bryant | 1 2 | | | | | |

Non-Div. I Games:

Saint Peter's

| | | | | | | | | | | | |
|------------------|----------|-----------------|-------------------|----------------|----------------------|---------------------------|-------------|------------|-----------|----------------|-------|
| Average RPI Win: | 171 | WON-LOST RECORD | WINNING PCT. RANK | LAST 10 GAMES | STRENGTH OF SCHEDULE | OPP. STRENGTH OF SCHEDULE | TEAM RPI | ADJ RPI | CONF. RPI | ADJ CONF. RPI | |
| DIV. I ONLY | | 2-11-1 | .17857 193 | 0-9-1 | 100 | 168 | 187 | .39386 180 | 20 | 19 | |
| DIV. I NON-CONF. | | 2-7-0 | .22222 180 | 0-5-0 | 70 | 172 | 174 | .42466 164 | 15 | 14 | |
| <hr/> | | | | | | | | | | | |
| TOTALS | RPI 1-25 | RPI 26-50 | | W-L RECORDS | RPI 51-100 | | RPI 101-150 | | RPI 150+ | | |
| 2-11-1 | 0-1-0 | 0-0-0 | | OVERALL | 0-4-0 | | 1-5-1 | | 1-1-0 | | |
| 2-4-1 | 0-0-0 | 0-0-0 | | HOME | 0-1-0 | | 1-2-1 | | 1-1-0 | | |
| 0-7-0 | 0-1-0 | 0-0-0 | | AWAY | 0-3-0 | | 0-3-0 | | 0-0-0 | | |
| 0-0-0 | 0-0-0 | 0-0-0 | | NEUTRAL | 0-0-0 | | 0-0-0 | | 0-0-0 | | |
| 2-7-0 | 0-1-0 | 0-0-0 | | NON-CONFERENCE | 0-3-0 | | 1-3-0 | | 1-0-0 | | |
| 2-2-0 | 0-0-0 | 0-0-0 | | HOME | 0-0-0 | | 1-2-0 | | 1-0-0 | | |
| 0-5-0 | 0-1-0 | 0-0- | | AWAY | 0-3-0 | | 0-1-0 | | 0-0-0 | | |
| 0-0-0 | 0-0-0 | 0-0-0 | | NEUTRAL | 0-0-0 | | 0-0-0 | | 0-0-0 | | |
| 0-4-1 | 0-0-0 | 0-0-0 | | CONFERENCE | 0-1-0 | | 0-2-1 | | 0-1-0 | | |
| 0-2-1 | 0-0-0 | 0-0-0 | | HOME | 0-1-0 | | 0-0-1 | | 0-1-0 | | |
| 0-2-0 | 0-0-0 | 0-0-0 | | AWAY | 0-0-0 | | 0-2-0 | | 0-0-0 | | |
| 0-0-0 | 0-0-0 | 0-0-0 | | NEUTRAL | 0-0-0 | | 0-0-0 | | 0-0-0 | | |
| <hr/> | | | | | | | | | | | |
| RPI | S | Opponent | Score | RPI | S | Opponent | Score | RPI | S | Opponent | Score |
| 24 | A | Saint Louis | 0 2 | | | | | 105 | H | Lipscomb | 2 3 |
| | | | | | | | | 107 | H | Memphis | 0 1 |
| | | | | | | | | 129 | H | Loyola Chicago | 1 1 |
| | | | | | | | | 135 | A | UMKC | 0 1 |
| | | | | | | | | 140 | H | Incarnate Word | 2 1 |
| | | | | | | | | 144 | A | Bradley | 0 1 |
| | | | | | | | | 150 | A | Evansville | 0 3 |
| | | | | | | | | 151 | H | SIUE | 1 3 |
| | | | | | | | | 202 | H | Eastern Ill. | 2 0 |
| <hr/> | | | | | | | | | | | |
| LAST 10 GAMES | | | | | | | | | | | |
| | | | | 129 | H | Loyola Chicago | 1 1 | 150 | A | Evansville | 0 3 |
| | | | | 105 | H | Lipscomb | 2 3 | 107 | H | Memphis | 0 1 |
| | | | | 144 | A | Bradley | 0 1 | 24 | A | Saint Louis | 0 2 |
| | | | | 91 | A | SMU | 0 7 | 135 | A | UMKC | 0 1 |
| | | | | 151 | H | SIUE | 1 3 | 69 | H | Missouri St. | 0 1 |

Non-Div. I Games:

Central Ark.

| Average RPI Win: | | 181 | WON-LOST RECORD | | WINNING PCT. RANK | | LAST 10 GAMES | | STRENGTH OF SCHEDULE | | OPP. STRENGTH OF SCHEDULE | | TEAM RPI | | ADJ RPI | | CONF. RPI | | ADJ CONF. RPI | | | | | |
|------------------|---|----------|-----------------|-----------|-------------------|----------------|---------------|--------------|----------------------|-------------|---------------------------|----------|----------|-------------------|---------|-------|-----------|-----|---------------|-------------------|----|---|----|--|
| DIV. I ONLY | | | 3-10-1 | | .25 | | 184 | | 2-8-0 | | 145 | | 169 | | 184 | | .39226 | | 181 | | 21 | | 20 | |
| DIV. I NON-CONF. | | | 1-6-1 | | .1875 | | 184 | | 0-4-0 | | 162 | | 153 | | 187 | | .38697 | | 186 | | 18 | | 18 | |
| TOTALS | | RPI 1-25 | | RPI 26-50 | | W-L RECORDS | | RPI 51-100 | | RPI 101-150 | | RPI 150+ | | | | | | | | | | | | |
| 3-10-1 | | 0-0-0 | | 0-2-0 | | OVERALL | | 0-3-0 | | 1-4-0 | | 2-1-1 | | | | | | | | | | | | |
| 1-4-1 | | 0-0-0 | | 0-0-0 | | HOME | | 0-1-0 | | 1-2-0 | | 0-1-1 | | | | | | | | | | | | |
| 2-6-0 | | 0-0-0 | | 0-2-0 | | AWAY | | 0-2-0 | | 0-2-0 | | 2-0-0 | | | | | | | | | | | | |
| 0-0-0 | | 0-0-0 | | 0-0-0 | | NEUTRAL | | 0-0-0 | | 0-0-0 | | 0-0-0 | | | | | | | | | | | | |
| 1-6-1 | | 0-0-0 | | 0-2-0 | | NON-CONFERENCE | | 0-1-0 | | 0-2-0 | | 1-1-1 | | | | | | | | | | | | |
| 0-2-1 | | 0-0-0 | | 0-0-0 | | HOME | | 0-0-0 | | 0-1-0 | | 0-1-1 | | | | | | | | | | | | |
| 1-4-0 | | 0-0-0 | | 0-0- | | AWAY | | 0-1-0 | | 0-1-0 | | 1-0-0 | | | | | | | | | | | | |
| 0-0-0 | | 0-0-0 | | 0-0-0 | | NEUTRAL | | 0-0-0 | | 0-0-0 | | 0-0-0 | | | | | | | | | | | | |
| 2-4-0 | | 0-0-0 | | 0-0-0 | | CONFERENCE | | 0-2-0 | | 1-2-0 | | 1-0-0 | | | | | | | | | | | | |
| 1-2-0 | | 0-0-0 | | 0-0-0 | | HOME | | 0-1-0 | | 1-1-0 | | 0-0-0 | | | | | | | | | | | | |
| 1-2-0 | | 0-0-0 | | 0-0-0 | | AWAY | | 0-1-0 | | 0-1-0 | | 1-0-0 | | | | | | | | | | | | |
| 0-0-0 | | 0-0-0 | | 0-0-0 | | NEUTRAL | | 0-0-0 | | 0-0-0 | | 0-0-0 | | | | | | | | | | | | |
| RPI | S | Opponent | | Score | | RPI | S | Opponent | | Score | | RPI | S | Opponent | | Score | | | | | | | | |
| | | | | | | 42 | A | Navy | | 0 | 2 | 53 | H | Radford | | 0 | 5 | 105 | A | Lipscomb | | 1 | 3 | |
| | | | | | | 43 | A | Old Dominion | | 0 | 2 | 58 | A | Winthrop | | 2 | 3 | 112 | A | High Point | | 2 | 3 | |
| | | | | | | | | | | | | 72 | A | Virginia Tech | | 1 | 4 | 126 | H | Liberty | | 0 | 1 | |
| | | | | | | | | | | | | | | | | | | 134 | H | George Washington | | 2 | 3 | |
| | | | | | | | | | | | | | | | | | | 136 | H | Campbell | | 4 | 2 | |
| | | | | | | | | | | | | | | | | | | 164 | H | Pittsburgh | | 0 | 1 | |
| | | | | | | | | | | | | | | | | | | 166 | H | UNC Greensboro | | 2 | 2 | |
| | | | | | | | | | | | | | | | | | | 203 | A | Presbyterian | | 4 | 1 | |
| | | | | | | | | | | | | | | | | | | 205 | A | VMI | | 1 | 0 | |
| LAST 10 GAMES | | | | | | | | | | | | | | | | | | | | | | | | |
| | | | | | | 105 | A | Lipscomb | | 1 | 3 | 53 | H | Radford | | 0 | 5 | | | | | | | |
| | | | | | | 126 | H | Liberty | | 0 | 1 | 58 | A | Winthrop | | 2 | 3 | | | | | | | |
| | | | | | | 203 | A | Presbyterian | | 4 | 1 | 134 | H | George Washington | | 2 | 3 | | | | | | | |
| | | | | | | 136 | H | Campbell | | 4 | 2 | 42 | A | Navy | | 0 | 2 | | | | | | | |
| | | | | | | 112 | A | High Point | | 2 | 3 | 43 | A | Old Dominion | | 0 | 2 | | | | | | | |

Non-Div. I Games:

Longwood

| Average RPI Win: | 160 | WON-LOST RECORD | WINNING PCT. RANK | LAST 10 GAMES | STRENGTH OF SCHEDULE | OPP. STRENGTH OF SCHEDULE | TEAM RPI | ADJ RPI | CONF. RPI | ADJ CONF. RPI | | | | | |
|------------------|----------|-----------------|-------------------|----------------|----------------------|---------------------------|----------|-------------|-----------|---------------|-------------------|----|----------------------|---|---|
| DIV. I ONLY | | 6-8-2 | .4375 | 128 | 3-6-1 | 195 | 186 | 174 | .39186 | 182 | 23 | 23 | | | |
| DIV. I NON-CONF. | | 5-5-1 | .5 | 101 | 2-3-0 | 159 | 185 | 156 | .4279 | 162 | 22 | 22 | | | |
| <hr/> | | | | | | | | | | | | | | | |
| TOTALS | RPI 1-25 | RPI 26-50 | | W-L RECORDS | | RPI 51-100 | | RPI 101-150 | | RPI 150+ | | | | | |
| 6-8-2 | 0-0-0 | 0-0-0 | | OVERALL | | 0-2-0 | | 3-3-0 | | 3-3-2 | | | | | |
| 2-3-2 | 0-0-0 | 0-0-0 | | HOME | | 0-1-0 | | 2-0-0 | | 0-2-2 | | | | | |
| 4-4-0 | 0-0-0 | 0-0-0 | | AWAY | | 0-1-0 | | 1-2-0 | | 3-1-0 | | | | | |
| 0-1-0 | 0-0-0 | 0-0-0 | | NEUTRAL | | 0-0-0 | | 0-1-0 | | 0-0-0 | | | | | |
| <hr/> | | | | | | | | | | | | | | | |
| 5-5-1 | 0-0-0 | 0-0-0 | | NON-CONFERENCE | | 0-2-0 | | 3-2-0 | | 2-1-1 | | | | | |
| 2-2-1 | 0-0-0 | 0-0-0 | | HOME | | 0-1-0 | | 2-0-0 | | 0-1-1 | | | | | |
| 3-2-0 | 0-0-0 | 0-0- | | AWAY | | 0-1-0 | | 1-1-0 | | 2-0-0 | | | | | |
| 0-1-0 | 0-0-0 | 0-0-0 | | NEUTRAL | | 0-0-0 | | 0-1-0 | | 0-0-0 | | | | | |
| <hr/> | | | | | | | | | | | | | | | |
| 1-3-1 | 0-0-0 | 0-0-0 | | CONFERENCE | | 0-0-0 | | 0-1-0 | | 1-2-1 | | | | | |
| 0-1-1 | 0-0-0 | 0-0-0 | | HOME | | 0-0-0 | | 0-0-0 | | 0-1-1 | | | | | |
| 1-2-0 | 0-0-0 | 0-0-0 | | AWAY | | 0-0-0 | | 0-1-0 | | 1-1-0 | | | | | |
| 0-0-0 | 0-0-0 | 0-0-0 | | NEUTRAL | | 0-0-0 | | 0-0-0 | | 0-0-0 | | | | | |
| <hr/> | | | | | | | | | | | | | | | |
| RPI | S | Opponent | Score | RPI | S | Opponent | Score | RPI | S | Opponent | Score | | | | |
| | | | | | | 93 | H | Canisius | 0 | 1 | 106 | A | James Madison | 2 | 1 |
| | | | | | | 96 | A | Duquesne | 1 | 4 | 109 | A | Wright St. | 0 | 2 |
| | | | | | | | | | | | 114 | H | Rider | 3 | 0 |
| | | | | | | | | | | | 115 | A | Bryant | 0 | 1 |
| | | | | | | | | | | | 126 | N | Liberty | 1 | 2 |
| | | | | | | | | | | | 134 | H | George Washington | 4 | 0 |
| | | | | | | | | | | | 155 | H | St. Francis Brooklyn | 1 | 1 |
| | | | | | | | | | | | 164 | H | Pittsburgh | 0 | 2 |
| | | | | | | | | | | | 171 | H | LIU Brooklyn | 0 | 1 |
| | | | | | | | | | | | 183 | A | Fairleigh Dickinson | 2 | 3 |
| | | | | | | | | | | | 184 | H | Hartwick | 1 | 1 |
| | | | | | | | | | | | 199 | A | Howard | 2 | 1 |
| | | | | | | | | | | | 201 | A | Sacred Heart | 3 | 1 |
| | | | | | | | | | | | 205 | A | VMI | 4 | 0 |
| | | | | | | <hr/> | | | | | | | | | |
| | | | | LAST 10 GAMES | | | | | | | | | | | |
| | | | | 201 | A | Sacred Heart | 3 | 1 | 134 | H | George Washington | 4 | 0 | | |
| | | | | 155 | H | St. Francis Brooklyn | 1 | 1 | 164 | H | Pittsburgh | 0 | 2 | | |
| | | | | 171 | H | LIU Brooklyn | 0 | 1 | 199 | A | Howard | 2 | 1 | | |
| | | | | 183 | A | Fairleigh Dickinson | 2 | 3 | 96 | A | Duquesne | 1 | 4 | | |
| | | | | 115 | A | Bryant | 0 | 1 | 93 | H | Canisius | 0 | 1 | | |

Non-Div. I Games:

Robert Morris

| | | | | | | | | | | | |
|------------------|----------|--------------------|-------------------|----------------|----------------------|---------------------------|--------------------|---------|-----------|-------------------|-------|
| Average RPI Win: | 147 | WON-LOST RECORD | WINNING PCT. RANK | LAST 10 GAMES | STRENGTH OF SCHEDULE | OPP. STRENGTH OF SCHEDULE | TEAM RPI | ADJ RPI | CONF. RPI | ADJ CONF. RPI | |
| DIV. I ONLY | 3-10-2 | .26667 | 180 | 2-7-1 | 160 | 163 | 186 | .39035 | 183 | 23 | 23 |
| DIV. I NON-CONF. | 2-8-1 | .22727 | 178 | 1-5-0 | 140 | 136 | 183 | .40348 | 181 | 22 | 22 |
| <hr/> | | | | | | | | | | | |
| TOTALS | RPI 1-25 | RPI 26-50 | | W-L RECORDS | RPI 51-100 | | RPI 101-150 | | RPI 150+ | | |
| 3-10-2 | 0-0-0 | 0-1-0 | | OVERALL | 1-5-0 | | 0-3-0 | | 2-1-2 | | |
| 2-4-0 | 0-0-0 | 0-0-0 | | HOME | 1-3-0 | | 0-1-0 | | 1-0-0 | | |
| 1-6-2 | 0-0-0 | 0-1-0 | | AWAY | 0-2-0 | | 0-2-0 | | 1-1-2 | | |
| 0-0-0 | 0-0-0 | 0-0-0 | | NEUTRAL | 0-0-0 | | 0-0-0 | | 0-0-0 | | |
| <hr/> | | | | | | | | | | | |
| 2-8-1 | 0-0-0 | 0-1-0 | | NON-CONFERENCE | 1-4-0 | | 0-3-0 | | 1-0-1 | | |
| 1-3-0 | 0-0-0 | 0-0-0 | | HOME | 1-2-0 | | 0-1-0 | | 0-0-0 | | |
| 1-5-1 | 0-0-0 | 0-0- | | AWAY | 0-2-0 | | 0-2-0 | | 1-0-1 | | |
| 0-0-0 | 0-0-0 | 0-0-0 | | NEUTRAL | 0-0-0 | | 0-0-0 | | 0-0-0 | | |
| <hr/> | | | | | | | | | | | |
| 1-2-1 | 0-0-0 | 0-0-0 | | CONFERENCE | 0-1-0 | | 0-0-0 | | 1-1-1 | | |
| 1-1-0 | 0-0-0 | 0-0-0 | | HOME | 0-1-0 | | 0-0-0 | | 1-0-0 | | |
| 0-1-1 | 0-0-0 | 0-0-0 | | AWAY | 0-0-0 | | 0-0-0 | | 0-1-1 | | |
| 0-0-0 | 0-0-0 | 0-0-0 | | NEUTRAL | 0-0-0 | | 0-0-0 | | 0-0-0 | | |
| <hr/> | | | | | | | | | | | |
| RPI S | Opponent | Score | RPI S | Opponent | Score | RPI S | Opponent | Score | RPI S | Opponent | Score |
| | | | 50 A | Cornell | 0 2 | 54 H | Hofstra | 1 2 | 111 A | VCU | 0 3 |
| | | | | | | 62 H | Princeton | 3 2 | 125 A | Colgate | 1 3 |
| | | | | | | 82 H | Saint Francis (PA) | 1 2 | 147 H | Drexel | 0 3 |
| | | | | | | 88 H | Iona | 0 2 | 169 A | Central Conn. St. | 2 2 |
| | | | | | | 95 A | Lehigh | 0 4 | 171 A | LIU Brooklyn | 0 1 |
| | | | | | | 100 A | William & Mary | 1 2 | 175 A | Stony Brook | 0 0 |
| | | | | | | | | | 182 H | Robert Morris | 3 2 |
| | | | | | | | | | 197 A | Yale | 3 1 |
| <hr/> | | | | | | | | | | | |
| LAST 10 GAMES | | | | | | | | | | | |
| | 171 A | LIU Brooklyn | 0 | 1 | 197 A | Yale | 3 | 1 | | | |
| | 95 A | Lehigh | 0 | 4 | 147 H | Drexel | 0 | 3 | | | |
| | 169 A | Central Conn. St. | 2 | 2 | 50 A | Cornell | 0 | 2 | | | |
| | 182 H | Robert Morris | 3 | 2 | 125 A | Colgate | 1 | 3 | | | |
| | 82 H | Saint Francis (PA) | 1 | 2 | 88 H | Iona | 0 | 2 | | | |

Non-Div. I Games:

Fairleigh Dickinson

| | | | | | | | | | | | |
|-------------------|----------|-----------------|-----------|----------------|-------------|---------------|-----------------|--------|----------|-----------------|-------|
| Average RPI Win: | 171 | WON-LOST | WINNING | LAST 10 | STRENGTH OF | OPP. STRENGTH | TEAM | ADJ | CONF. | ADJ CONF. | |
| Average RPI Loss: | 104 | RECORD | PCT. RANK | GAMES | SCHEDULE | OF SCHEDULE | RPI | RPI | RPI | RPI | |
| DIV. I ONLY | 3-8-4 | .33333 | 168 | 3-5-2 | 144 | 184 | 177 | .38887 | 184 | 24 | 24 |
| DIV. I NON-CONF. | 1-7-3 | .22727 | 178 | 1-4-1 | 142 | 138 | 172 | .40666 | 178 | 24 | 24 |
| <hr/> | | | | | | | | | | | |
| TOTALS | RPI 1-25 | RPI 26-50 | | W-L RECORDS | RPI 51-100 | | RPI 101-150 | | RPI 150+ | | |
| 3-8-4 | 0-0-0 | 0-3-0 | | OVERALL | 0-0-0 | | 1-3-1 | | 2-2-3 | | |
| 2-1-3 | 0-0-0 | 0-0-0 | | HOME | 0-0-0 | | 1-0-1 | | 1-1-2 | | |
| 1-7-1 | 0-0-0 | 0-3-0 | | AWAY | 0-0-0 | | 0-3-0 | | 1-1-1 | | |
| 0-0-0 | 0-0-0 | 0-0-0 | | NEUTRAL | 0-0-0 | | 0-0-0 | | 0-0-0 | | |
| <hr/> | | | | | | | | | | | |
| 1-7-3 | 0-0-0 | 0-3-0 | | NON-CONFERENCE | 0-0-0 | | 0-3-1 | | 1-1-2 | | |
| 1-1-2 | 0-0-0 | 0-0-0 | | HOME | 0-0-0 | | 0-0-1 | | 1-1-1 | | |
| 0-6-1 | 0-0-0 | 0-0- | | AWAY | 0-0-0 | | 0-3-0 | | 0-0-1 | | |
| 0-0-0 | 0-0-0 | 0-0-0 | | NEUTRAL | 0-0-0 | | 0-0-0 | | 0-0-0 | | |
| <hr/> | | | | | | | | | | | |
| 2-1-1 | 0-0-0 | 0-0-0 | | CONFERENCE | 0-0-0 | | 1-0-0 | | 1-1-1 | | |
| 1-0-1 | 0-0-0 | 0-0-0 | | HOME | 0-0-0 | | 1-0-0 | | 0-0-1 | | |
| 1-1-0 | 0-0-0 | 0-0-0 | | AWAY | 0-0-0 | | 0-0-0 | | 1-1-0 | | |
| 0-0-0 | 0-0-0 | 0-0-0 | | NEUTRAL | 0-0-0 | | 0-0-0 | | 0-0-0 | | |
| <hr/> | | | | | | | | | | | |
| RPI S | Opponent | Score | RPI S | Opponent | Score | RPI S | Opponent | Score | RPI S | Opponent | Score |
| | | | 31 A | George Mason | 0 1 | | | | 115 A | Bryant | 2 4 |
| | | | 35 A | American | 1 3 | | | | 122 A | Bucknell | 0 2 |
| | | | 50 A | Cornell | 0 1 | | | | 125 A | Colgate | 0 1 |
| | | | | | | | | | 139 H | Fairfield | 0 0 |
| | | | | | | | | | 149 H | NJIT | 1 0 |
| | | | | | | | | | 168 H | Albany (NY) | 2 2 |
| | | | | | | | | | 173 A | Georgia St. | 2 1 |
| | | | | | | | | | 177 A | Ga. Southern | 0 2 |
| | | | | | | | | | 179 H | Saint Peter's | 1 2 |
| | | | | | | | | | 182 A | Robert Morris | 1 1 |
| | | | | | | | | | 188 H | Appalachian St. | 0 0 |
| | | | | | | | | | 190 H | St. Bonaventure | 2 1 |
| <hr/> | | | | | | | | | | | |
| LAST 10 GAMES | | | | | | | | | | | |
| | 173 A | Georgia St. | 2 | 1 | | 188 H | Appalachian St. | 0 | 0 | | |
| | 125 A | Colgate | 0 | 1 | | 115 A | Bryant | 2 | 4 | | |
| | 149 H | NJIT | 1 | 0 | | 50 A | Cornell | 0 | 1 | | |
| | 177 A | Ga. Southern | 0 | 2 | | 168 H | Albany (NY) | 2 | 2 | | |
| | 190 H | St. Bonaventure | 2 | 1 | | 31 A | George Mason | 0 | 1 | | |

Non-Div. I Games:

Hartwick

UCF

| Average RPI Win: | | 183 | WON-LOST RECORD | | WINNING PCT. RANK | | LAST 10 GAMES | | STRENGTH OF SCHEDULE | | OPP. STRENGTH OF SCHEDULE | | TEAM RPI | | ADJ RPI | | CONF. RPI | | ADJ CONF. RPI | | | | |
|-------------------|---|----------|-----------------|-----------|-------------------|----------------|---------------|------------|----------------------|-------------|---------------------------|----------|----------|---------------|------------|-------|-----------|-----|---------------|--------------------|---|---|--|
| Average RPI Loss: | | 73 | | | | | | | | | | | | | | | | | | | | | |
| DIV. I ONLY | | | 2-9-4 | | .26667 180 | | 1-6-3 | | 165 | | 92 | | 185 | | .38776 185 | | 13 | | 13 | | | | |
| DIV. I NON-CONF. | | | 1-6-1 | | .1875 184 | | 0-3-0 | | 174 | | 43 | | 186 | | .38569 187 | | 13 | | 13 | | | | |
| TOTALS | | RPI 1-25 | | RPI 26-50 | | W-L RECORDS | | RPI 51-100 | | RPI 101-150 | | RPI 150+ | | | | | | | | | | | |
| 2-9-4 | | 0-1-0 | | 0-3-0 | | OVERALL | | 0-2-1 | | 0-2-1 | | 2-1-2 | | | | | | | | | | | |
| 1-3-2 | | 0-0-0 | | 0-1-0 | | HOME | | 0-1-1 | | 0-0-1 | | 1-1-0 | | | | | | | | | | | |
| 1-6-1 | | 0-1-0 | | 0-2-0 | | AWAY | | 0-1-0 | | 0-2-0 | | 1-0-1 | | | | | | | | | | | |
| 0-0-1 | | 0-0-0 | | 0-0-0 | | NEUTRAL | | 0-0-0 | | 0-0-0 | | 0-0-1 | | | | | | | | | | | |
| 1-6-1 | | 0-1-0 | | 0-2-0 | | NON-CONFERENCE | | 0-1-0 | | 0-1-0 | | 1-1-1 | | | | | | | | | | | |
| 1-1-0 | | 0-0-0 | | 0-0-0 | | HOME | | 0-0-0 | | 0-0-0 | | 1-1-0 | | | | | | | | | | | |
| 0-5-0 | | 0-1-0 | | 0-0- | | AWAY | | 0-1-0 | | 0-1-0 | | 0-0-0 | | | | | | | | | | | |
| 0-0-1 | | 0-0-0 | | 0-0-0 | | NEUTRAL | | 0-0-0 | | 0-0-0 | | 0-0-1 | | | | | | | | | | | |
| 1-3-3 | | 0-0-0 | | 0-1-0 | | CONFERENCE | | 0-1-1 | | 0-1-1 | | 1-0-1 | | | | | | | | | | | |
| 0-2-2 | | 0-0-0 | | 0-1-0 | | HOME | | 0-1-1 | | 0-0-1 | | 0-0-0 | | | | | | | | | | | |
| 1-1-1 | | 0-0-0 | | 0-0-0 | | AWAY | | 0-0-0 | | 0-1-0 | | 1-0-1 | | | | | | | | | | | |
| 0-0-0 | | 0-0-0 | | 0-0-0 | | NEUTRAL | | 0-0-0 | | 0-0-0 | | 0-0-0 | | | | | | | | | | | |
| RPI | S | Opponent | | Score | | RPI | S | Opponent | | Score | | RPI | S | Opponent | | Score | | | | | | | |
| 2 | A | Indiana | | 2 | 4 | 28 | A | Akron | | 1 | 2 | 57 | H | UConn | | 0 | 1 | 107 | A | Memphis | 2 | 3 | |
| | | | | | | 40 | A | Oregon St. | | 0 | 1 | 85 | A | FIU | | 1 | 2 | 107 | H | Memphis | 1 | 1 | |
| | | | | | | 49 | H | South Fla. | | 0 | 1 | 91 | H | SMU | | 1 | 1 | 133 | A | Portland | 0 | 1 | |
| | | | | | | | | | | | | | | | | | | 156 | H | North Florida | 0 | 1 | |
| | | | | | | | | | | | | | | | | | | 170 | N | Col. of Charleston | 1 | 1 | |
| | | | | | | | | | | | | | | | | | | 174 | A | Cincinnati | 3 | 2 | |
| | | | | | | | | | | | | | | | | | | 191 | H | Fla. Atlantic | 1 | 0 | |
| | | | | | | | | | | | | | | | | | | 196 | A | Temple | 1 | 1 | |
| | | | | | | LAST 10 GAMES | | | | | | | | | | | | | | | | | |
| | | | | | | 174 | A | Cincinnati | | 3 | 2 | 196 | A | Temple | | 1 | 1 | | | | | | |
| | | | | | | 49 | H | South Fla. | | 0 | 1 | 91 | H | SMU | | 1 | 1 | | | | | | |
| | | | | | | 57 | H | UConn | | 0 | 1 | 107 | H | Memphis | | 1 | 1 | | | | | | |
| | | | | | | 85 | A | FIU | | 1 | 2 | 2 | A | Indiana | | 2 | 4 | | | | | | |
| | | | | | | 107 | A | Memphis | | 2 | 3 | 156 | H | North Florida | | 0 | 1 | | | | | | |

Non-Div. I Games:

UCF

| | | | | | | | | | | | |
|-------------------|----------|-----------|----------------|------------|-------------|------------------|-------|----------------------------|-------|-----------|-------|
| Average RPI Win: | 155 | WON-LOST | WINNING | LAST 10 | STRENGTH OF | OPP. STRENGTH | TEAM | ADJ | CONF. | ADJ CONF. | |
| Average RPI Loss: | 116 | RECORD | PCT. RANK | GAMES | SCHEDULE | OF SCHEDULE | RPI | RPI | RPI | RPI | |
| DIV. I ONLY | 1-10-2 | .15385 | 197 | 0-8-2 | 86 | 194 | 189 | .38224 | 186 | 14 | 14 |
| DIV. I NON-CONF. | 1-4-1 | .25 | 173 | 0-2-1 | 166 | 198 | 197 | .34639 | 197 | 21 | 20 |
| TOTALS | RPI 1-25 | RPI 26-50 | W-L RECORDS | RPI 51-100 | RPI 101-150 | RPI 150+ | | | | | |
| 1-10-2 | 0-0-0 | 0-0-0 | OVERALL | 0-5-0 | 0-3-1 | 1-2-1 | | | | | |
| 0-4-0 | 0-0-0 | 0-0-0 | HOME | 0-2-0 | 0-1-0 | 0-1-0 | | | | | |
| 1-6-2 | 0-0-0 | 0-0-0 | AWAY | 0-3-0 | 0-2-1 | 1-1-1 | | | | | |
| 0-0-0 | 0-0-0 | 0-0-0 | NEUTRAL | 0-0-0 | 0-0-0 | 0-0-0 | | | | | |
| 1-4-1 | 0-0-0 | 0-0-0 | NON-CONFERENCE | 0-2-0 | 0-0-0 | 1-2-1 | | | | | |
| 0-1-0 | 0-0-0 | 0-0-0 | HOME | 0-0-0 | 0-0-0 | 0-1-0 | | | | | |
| 1-3-1 | 0-0-0 | 0-0- | AWAY | 0-2-0 | 0-0-0 | 1-1-1 | | | | | |
| 0-0-0 | 0-0-0 | 0-0-0 | NEUTRAL | 0-0-0 | 0-0-0 | 0-0-0 | | | | | |
| 0-6-1 | 0-0-0 | 0-0-0 | CONFERENCE | 0-3-0 | 0-3-1 | 0-0-0 | | | | | |
| 0-3-0 | 0-0-0 | 0-0-0 | HOME | 0-2-0 | 0-1-0 | 0-0-0 | | | | | |
| 0-3-1 | 0-0-0 | 0-0-0 | AWAY | 0-1-0 | 0-2-1 | 0-0-0 | | | | | |
| 0-0-0 | 0-0-0 | 0-0-0 | NEUTRAL | 0-0-0 | 0-0-0 | 0-0-0 | | | | | |
| RPI | S | Opponent | Score | RPI | S | Opponent | Score | RPI | S | Opponent | Score |
| | | | | | | 74 A Harvard | 0 3 | 108 A Quinnipiac | | 1 1 | |
| | | | | | | 87 H Siena | 0 1 | 114 H Rider | | 0 1 | |
| | | | | | | 93 H Canisius | 0 1 | 137 A Marist | | 0 2 | |
| | | | | | | 95 A Lehigh | 1 2 | 139 A Fairfield | | 2 3 | |
| | | | | | | 97 A Monmouth | 0 1 | 152 A Fordham | | 1 3 | |
| | | | | | | | | 155 A St. Francis Brooklyn | | 1 0 | |
| | | | | | | | | 167 H La Salle | | 0 1 | |
| | | | | | | | | 197 A Yale | | 0 0 | |
| | | | | | | | | | | | |
| LAST 10 GAMES | | | | | | | | | | | |
| | | | | | | 93 H Canisius | 0 1 | 97 A Monmouth | | 0 1 | |
| | | | | | | 108 A Quinnipiac | 1 1 | 137 A Marist | | 0 2 | |
| | | | | | | 114 H Rider | 0 1 | 167 H La Salle | | 0 1 | |
| | | | | | | 139 A Fairfield | 2 3 | 74 A Harvard | | 0 3 | |
| | | | | | | 87 H Siena | 0 1 | 197 A Yale | | 0 0 | |

Non-Div. I Games:

Manhattan

| | | | | | | | | | | | |
|-------------------|----------|-----------|-----------|----------------|-------------|---------------|-------|-------------|-------|-----------|-------|
| Average RPI Win: | 131 | WON-LOST | WINNING | LAST 10 | STRENGTH OF | OPP. STRENGTH | TEAM | ADJ | CONF. | ADJ CONF. | |
| Average RPI Loss: | 140 | RECORD | PCT. RANK | GAMES | SCHEDULE | OF SCHEDULE | RPI | RPI | RPI | RPI | |
| DIV. I ONLY | 3-8-4 | .33333 | 168 | 2-7-1 | 164 | 195 | 183 | .37958 | 187 | 22 | 22 |
| DIV. I NON-CONF. | 3-5-3 | .40909 | 145 | 2-4-0 | 136 | 186 | 179 | .40112 | 183 | 23 | 23 |
| <hr/> | | | | | | | | | | | |
| TOTALS | RPI 1-25 | RPI 26-50 | | W-L RECORDS | | RPI 51-100 | | RPI 101-150 | | RPI 150+ | |
| 3-8-4 | 0-0-0 | 0-0-0 | | OVERALL | | 1-1-0 | | 1-3-2 | | 1-4-2 | |
| 2-3-3 | 0-0-0 | 0-0-0 | | HOME | | 0-1-0 | | 1-1-1 | | 1-1-2 | |
| 0-5-0 | 0-0-0 | 0-0-0 | | AWAY | | 0-0-0 | | 0-2-0 | | 0-3-0 | |
| 1-0-1 | 0-0-0 | 0-0-0 | | NEUTRAL | | 1-0-0 | | 0-0-1 | | 0-0-0 | |
| 3-5-3 | 0-0-0 | 0-0-0 | | NON-CONFERENCE | | 1-1-0 | | 1-2-1 | | 1-2-2 | |
| 2-2-2 | 0-0-0 | 0-0-0 | | HOME | | 0-1-0 | | 1-0-0 | | 1-1-2 | |
| 0-3-0 | 0-0-0 | 0-0- | | AWAY | | 0-0-0 | | 0-2-0 | | 0-1-0 | |
| 1-0-1 | 0-0-0 | 0-0-0 | | NEUTRAL | | 1-0-0 | | 0-0-1 | | 0-0-0 | |
| 0-3-1 | 0-0-0 | 0-0-0 | | CONFERENCE | | 0-0-0 | | 0-1-1 | | 0-2-0 | |
| 0-1-1 | 0-0-0 | 0-0-0 | | HOME | | 0-0-0 | | 0-1-1 | | 0-0-0 | |
| 0-2-0 | 0-0-0 | 0-0-0 | | AWAY | | 0-0-0 | | 0-0-0 | | 0-2-0 | |
| 0-0-0 | 0-0-0 | 0-0-0 | | NEUTRAL | | 0-0-0 | | 0-0-0 | | 0-0-0 | |
| RPI | S | Opponent | Score | RPI | S | Opponent | Score | RPI | S | Opponent | Score |
| | | | | | | | | | | | |
| | | | | | | | | | | | |
| | | | | | | | | | | | |
| | | | | | | | | | | | |
| | | | | | | | | | | | |
| | | | | | | | | | | | |
| | | | | | | | | | | | |
| | | | | | | | | | | | |
| | | | | | | | | | | | |
| | | | | | | | | | | | |
| | | | | | | | | | | | |
| | | | | | | | | | | | |
| | | | | | | | | | | | |
| | | | | | | | | | | | |
| | | | | | | | | | | | |
| | | | | | | | | | | | |
| | | | | | | | | | | | |
| | | | | | | | | | | | |
| | | | | | | | | | | | |
| | | | | | | | | | | | |
| | | | | | | | | | | | |
| | | | | | | | | | | | |
| | | | | | | | | | | | |
| | | | | | | | | | | | |
| | | | | | | | | | | | |
| | | | | | | | | | | | |
| | | | | | | | | | | | |
| | | | | | | | | | | | |
| | | | | | | | | | | | |
| | | | | | | | | | | | |
| | | | | | | | | | | | |
| | | | | | | | | | | | |
| | | | | | | | | | | | |
| | | | | | | | | | | | |
| | | | | | | | | | | | |
| | | | | | | | | | | | |
| | | | | | | | | | | | |
| | | | | | | | | | | | |
| | | | | | | | | | | | |
| | | | | | | | | | | | |
| | | | | | | | | | | | |
| | | | | | | | | | | | |
| | | | | | | | | | | | |
| | | | | | | | | | | | |
| | | | | | | | | | | | |
| | | | | | | | | | | | |
| | | | | | | | | | | | |
| | | | | | | | | | | | |
| | | | | | | | | | | | |
| | | | | | | | | | | | |
| | | | | | | | | | | | |
| | | | | | | | | | | | |
| | | | | | | | | | | | |
| | | | | | | | | | | | |
| | | | | | | | | | | | |
| | | | | | | | | | | | |
| | | | | | | | | | | | |
| | | | | | | | | | | | |
| | | | | | | | | | | | |
| | | | | | | | | | | | |
| | | | | | | | | | | | |
| | | | | | | | | | | | |
| | | | | | | | | | | | |
| | | | | | | | | | | | |
| | | | | | | | | | | | |
| | | | | | | | | | | | |
| | | | | | | | | | | | |
| | | | | | | | | | | | |
| | | | | | | | | | | | |
| | | | | | | | | | | | |
| | | | | | | | | | | | |
| | | | | | | | | | | | |
| | | | | | | | | | | | |
| | | | | | | | | | | | |
| | | | | | | | | | | | |
| | | | | | | | | | | | |
| | | | | | | | | | | | |
| | | | | | | | | | | | |
| | | | | | | | | | | | |
| | | | | | | | | | | | |
| | | | | | | | | | | | |
| </ | | | | | | | | | | | |

Non-Div. I Games:

Northern Ky.

| Average RPI Win: 186 | | WON-LOST RECORD | | WINNING PCT. RANK | | LAST 10 GAMES | | STRENGTH OF SCHEDULE | | OPP. STRENGTH OF SCHEDULE | | TEAM RPI | | ADJ RPI | | CONF. RPI | | ADJ CONF. RPI | | | |
|----------------------|---|-----------------|--|-------------------|---|----------------|---|----------------------|---|---------------------------|---|----------|---|--------------|---|-----------|---|---------------|--|---|---|
| DIV. I ONLY | | 4-7-3 | | .39286 147 | | 4-4-2 | | 198 | | 179 | | 188 | | .37913 188 | | 24 | | 24 | | | |
| DIV. I NON-CONF. | | 4-5-1 | | .45 130 | | 4-2-0 | | 178 | | 142 | | 175 | | .42174 167 | | 24 | | 24 | | | |
| TOTALS | | RPI 1-25 | | RPI 26-50 | | W-L RECORDS | | RPI 51-100 | | RPI 101-150 | | RPI 150+ | | | | | | | | | |
| 4-7-3 | | 0-0-0 | | 0-1-0 | | OVERALL | | 0-3-0 | | 0-1-0 | | 4-2-3 | | | | | | | | | |
| 2-3-0 | | 0-0-0 | | 0-0-0 | | HOME | | 0-1-0 | | 0-0-0 | | 2-2-0 | | | | | | | | | |
| 2-3-2 | | 0-0-0 | | 0-1-0 | | AWAY | | 0-2-0 | | 0-0-0 | | 2-0-2 | | | | | | | | | |
| 0-1-1 | | 0-0-0 | | 0-0-0 | | NEUTRAL | | 0-0-0 | | 0-1-0 | | 0-0-1 | | | | | | | | | |
| 4-5-1 | | 0-0-0 | | 0-1-0 | | NON-CONFERENCE | | 0-3-0 | | 0-1-0 | | 4-0-1 | | | | | | | | | |
| 2-1-0 | | 0-0-0 | | 0-0-0 | | HOME | | 0-1-0 | | 0-0-0 | | 2-0-0 | | | | | | | | | |
| 2-3-0 | | 0-0-0 | | 0-0- | | AWAY | | 0-2-0 | | 0-0-0 | | 2-0-0 | | | | | | | | | |
| 0-1-1 | | 0-0-0 | | 0-0-0 | | NEUTRAL | | 0-0-0 | | 0-1-0 | | 0-0-1 | | | | | | | | | |
| 0-2-2 | | 0-0-0 | | 0-0-0 | | CONFERENCE | | 0-0-0 | | 0-0-0 | | 0-2-2 | | | | | | | | | |
| 0-2-0 | | 0-0-0 | | 0-0-0 | | HOME | | 0-0-0 | | 0-0-0 | | 0-2-0 | | | | | | | | | |
| 0-0-2 | | 0-0-0 | | 0-0-0 | | AWAY | | 0-0-0 | | 0-0-0 | | 0-0-2 | | | | | | | | | |
| 0-0-0 | | 0-0-0 | | 0-0-0 | | NEUTRAL | | 0-0-0 | | 0-0-0 | | 0-0-0 | | | | | | | | | |
| RPI | S | Opponent | | Score | | RPI | S | Opponent | | Score | | RPI | S | Opponent | | Score | | | | | |
| | | | | 42 | A | Navy | | 0 | 5 | 53 | H | Radford | | 0 | 1 | 121 | N | Vermont | | 1 | 3 |
| | | | | | | | | | | 64 | A | Duke | | 0 | 2 | 165 | A | Marshall | | 2 | 0 |
| | | | | | | | | | | 78 | A | UMBC | | 1 | 3 | 168 | N | Albany (NY) | | 0 | 0 |
| | | | | | | | | | | | | | | | | 173 | H | Georgia St. | | 0 | 1 |
| | | | | | | | | | | | | | | | | 176 | H | Jacksonville | | 2 | 1 |
| | | | | | | | | | | | | | | | | 177 | H | Ga. Southern | | 0 | 1 |
| | | | | | | | | | | | | | | | | 184 | A | Hartwick | | 0 | 0 |
| | | | | | | | | | | | | | | | | 199 | A | Howard | | 2 | 2 |
| | | | | | | | | | | | | | | | | 200 | A | USC Upstate | | 3 | 1 |
| | | | | | | | | | | | | | | | | 203 | H | Presbyterian | | 4 | 0 |
| LAST 10 GAMES | | | | | | | | | | | | | | | | | | | | | |
| | | | | | | 177 | H | Ga. Southern | | 0 | 1 | 64 | A | Duke | | 0 | 2 | | | | |
| | | | | | | 173 | H | Georgia St. | | 0 | 1 | 200 | A | USC Upstate | | 3 | 1 | | | | |
| | | | | | | 199 | A | Howard | | 2 | 2 | 53 | H | Radford | | 0 | 1 | | | | |
| | | | | | | 176 | H | Jacksonville | | 2 | 1 | 165 | A | Marshall | | 2 | 0 | | | | |
| | | | | | | 184 | A | Hartwick | | 0 | 0 | 203 | H | Presbyterian | | 4 | 0 | | | | |

Non-Div. I Games:

Appalachian St.

| Average RPI Win: 145 | | WON-LOST RECORD | WINNING PCT. RANK | LAST 10 GAMES | STRENGTH OF SCHEDULE | OPP. STRENGTH OF SCHEDULE | TEAM RPI | ADJ RPI | CONF. RPI | ADJ CONF. RPI | |
|-----------------------|----------|--------------------|----------------------|------------------|-------------------------|------------------------------|---------------------|------------|--------------|------------------|----------|
| Average RPI Loss: 124 | | | | | | | | | | | |
| DIV. I ONLY | | 2-8-4 | .28571 177 | 2-6-2 | 106 | 202 | 181 | .37883 189 | 19 | 21 | |
| DIV. I NON-CONF. | | 0-5-4 | .22222 180 | 0-3-2 | 71 | 203 | 166 | .40187 182 | 19 | 19 | |
| <hr/> | | | | | | | | | | | |
| TOTALS | | RPI 1-25 | RPI 26-50 | | W-L RECORDS | | RPI 51-100 | | RPI 101-150 | | RPI 150+ |
| 2-8-4 | | 0-0-0 | 0-1-0 | | OVERALL | | 0-1-1 | | 1-4-1 | | 1-2-2 |
| 2-2-2 | | 0-0-0 | 0-0-0 | | HOME | | 0-0-0 | | 1-1-1 | | 1-1-1 |
| 0-5-2 | | 0-0-0 | 0-1-0 | | AWAY | | 0-1-1 | | 0-2-0 | | 0-1-1 |
| 0-1-0 | | 0-0-0 | 0-0-0 | | NEUTRAL | | 0-0-0 | | 0-1-0 | | 0-0-0 |
| 0-5-4 | | 0-0-0 | 0-1-0 | | NON-CONFERENCE | | 0-0-1 | | 0-3-1 | | 0-1-2 |
| 0-2-2 | | 0-0-0 | 0-0-0 | | HOME | | 0-0-0 | | 0-1-1 | | 0-1-1 |
| 0-2-2 | | 0-0-0 | 0-0- | | AWAY | | 0-0-1 | | 0-1-0 | | 0-0-1 |
| 0-1-0 | | 0-0-0 | 0-0-0 | | NEUTRAL | | 0-0-0 | | 0-1-0 | | 0-0-0 |
| 2-3-0 | | 0-0-0 | 0-0-0 | | CONFERENCE | | 0-1-0 | | 1-1-0 | | 1-1-0 |
| 2-0-0 | | 0-0-0 | 0-0-0 | | HOME | | 0-0-0 | | 1-0-0 | | 1-0-0 |
| 0-3-0 | | 0-0-0 | 0-0-0 | | AWAY | | 0-1-0 | | 0-1-0 | | 0-1-0 |
| 0-0-0 | | 0-0-0 | 0-0-0 | | NEUTRAL | | 0-0-0 | | 0-0-0 | | 0-0-0 |
| RPI S | Opponent | Score | RPI S | Opponent | Score | RPI S | Opponent | Score | RPI S | Opponent | Score |
| | | | 48 A | UNLV | 0 4 | 79 A | Detroit | 1 1 | 101 A | Denver | 0 2 |
| | | | | | | 92 A | Western Ill. | 0 1 | 102 H | Western Mich. | 2 2 |
| | | | | | | | | | 109 A | Wright St. | 1 3 |
| | | | | | | | | | 118 H | Bowling Green | 0 1 |
| | | | | | | | | | 131 H | Oral Roberts | 1 0 |
| | | | | | | | | | 148 N | Bakersfield | 0 3 |
| | | | | | | | | | 159 H | IUPUI | 4 0 |
| | | | | | | | | | 174 H | Cincinnati | 0 5 |
| | | | | | | | | | 187 A | Northern Ky. | 1 1 |
| | | | | | | | | | 193 H | Green Bay | 0 0 |
| | | | | | | | | | 202 A | Eastern Ill. | 0 2 |
| <hr/> | | | | | | | | | | | |
| LAST 10 GAMES | | | | | | | | | | | |
| 202 A Eastern Ill. | | | | | | 0 2 | 92 A Western Ill. | 0 1 | | | |
| 109 A Wright St. | | | | | | 1 3 | 118 H Bowling Green | 0 1 | | | |
| 101 A Denver | | | | | | 0 2 | 159 H IUPUI | 4 0 | | | |
| 131 H Oral Roberts | | | | | | 1 0 | 193 H Green Bay | 0 0 | | | |
| 79 A Detroit | | | | | | 1 1 | 174 H Cincinnati | 0 5 | | | |

Non-Div. I Games: St. Joseph's (IN) 6 0 Asbury 1 0

IPFW

| Average RPI Win: 165 | | WON-LOST | WINNING | LAST 10 | STRENGTH OF | | OPP. STRENGTH | TEAM | ADJ | | CONF. | ADJ CONF. |
|-----------------------|----------------|----------|-----------|--------------|----------------|-------|----------------|-------|-------------|---------------|----------|-----------|
| Average RPI Loss: 120 | | RECORD | PCT. RANK | GAMES | SCHEDULE | | OF SCHEDULE | RPI | RPI | | RPI | RPI |
| DIV. I ONLY | | 1-9-2 | .16667 | 195 | 1-7-2 | | 110 | 164 | 191 | | 5 | 5 |
| DIV. I NON-CONF. | | 0-6-1 | .07143 | 202 | 0-4-1 | | 167 | 201 | 199 | | 5 | 5 |
| TOTALS | | RPI 1-25 | RPI 26-50 | | W-L RECORDS | | RPI 51-100 | | RPI 101-150 | | RPI 150+ | |
| 1-9-2 | | 0-1-1 | 0-1-0 | | OVERALL | | 0-1-0 | | 0-2-1 | | 1-4-0 | |
| 0-2-2 | | 0-1-1 | 0-0-0 | | HOME | | 0-1-0 | | 0-0-1 | | 0-0-0 | |
| 1-6-0 | | 0-0-0 | 0-1-0 | | AWAY | | 0-0-0 | | 0-1-0 | | 1-4-0 | |
| 0-1-0 | | 0-0-0 | 0-0-0 | | NEUTRAL | | 0-0-0 | | 0-1-0 | | 0-0-0 | |
| 0-6-1 | | 0-0-0 | 0-0-0 | | NON-CONFERENCE | | 0-0-0 | | 0-2-1 | | 0-4-0 | |
| 0-0-1 | | 0-0-0 | 0-0-0 | | HOME | | 0-0-0 | | 0-0-1 | | 0-0-0 | |
| 0-5-0 | | 0-0-0 | 0-0- | | AWAY | | 0-0-0 | | 0-1-0 | | 0-4-0 | |
| 0-1-0 | | 0-0-0 | 0-0-0 | | NEUTRAL | | 0-0-0 | | 0-1-0 | | 0-0-0 | |
| 1-3-1 | | 0-1-1 | 0-1-0 | | CONFERENCE | | 0-1-0 | | 0-0-0 | | 1-0-0 | |
| 0-2-1 | | 0-1-1 | 0-0-0 | | HOME | | 0-1-0 | | 0-0-0 | | 0-0-0 | |
| 1-1-0 | | 0-0-0 | 0-1-0 | | AWAY | | 0-0-0 | | 0-0-0 | | 1-0-0 | |
| 0-0-0 | | 0-0-0 | 0-0-0 | | NEUTRAL | | 0-0-0 | | 0-0-0 | | 0-0-0 | |
| RPI S | Opponent | Score | RPI S | Opponent | Score | RPI S | Opponent | Score | RPI S | Opponent | Score | |
| 17 H | New Mexico | 0 2 | 43 A | Old Dominion | 1 2 | 98 H | South Carolina | 3 4 | 110 A | FGCU | 0 1 | |
| 25 H | Kentucky | 0 0 | | | | | | | 117 N | Mercer | 0 3 | |
| | | | | | | | | | 128 H | Stetson | 1 1 | |
| | | | | | | | | | 156 A | North Florida | 2 5 | |
| | | | | | | | | | 165 A | Marshall | 3 0 | |
| | | | | | | | | | 176 A | Jacksonville | 0 2 | |
| | | | | | | | | | 177 A | Ga. Southern | 4 5 | |
| | | | | | | | | | 185 A | UCF | 0 1 | |
| LAST 10 GAMES | | | | | | | | | | | | |
| 110 A | FGCU | 0 1 | 25 H | Kentucky | 0 0 | | | | | | | |
| 98 H | South Carolina | 3 4 | 117 N | Mercer | 0 3 | | | | | | | |
| 43 A | Old Dominion | 1 2 | 177 A | Ga. Southern | 4 5 | | | | | | | |
| 17 H | New Mexico | 0 2 | 128 H | Stetson | 1 1 | | | | | | | |
| 165 A | Marshall | 3 0 | 185 A | UCF | 0 1 | | | | | | | |

Non-Div. I Games:

Fla. Atlantic

| | | | | | | | | | | | | |
|-------------------|----------|-----------|-----------|----------------|---------------|---------------|------|-------------|-----------------|-----------|----|----|
| Average RPI Win: | 187 | WON-LOST | WINNING | LAST 10 | STRENGTH OF | OPP. STRENGTH | TEAM | ADJ | CONF. | ADJ CONF. | | |
| Average RPI Loss: | 110 | RECORD | PCT. RANK | GAMES | SCHEDULE | OF SCHEDULE | RPI | RPI | RPI | RPI | | |
| DIV. I ONLY | | 3-12-0 | .2 | 189 | 3-7-0 | 184 | 152 | 193 | .36554 | 192 | 15 | 16 |
| DIV. I NON-CONF. | | 2-7-0 | .22222 | 180 | 2-2-0 | 182 | 141 | 191 | .36899 | 189 | 14 | 15 |
| <hr/> | | | | | | | | | | | | |
| TOTALS | RPI 1-25 | RPI 26-50 | | W-L RECORDS | | RPI 51-100 | | RPI 101-150 | | RPI 150+ | | |
| 3-12-0 | 0-1-0 | 0-1-0 | | OVERALL | | 0-2-0 | | 0-5-0 | | 3-3-0 | | |
| 2-3-0 | 0-0-0 | 0-1-0 | | HOME | | 0-0-0 | | 0-1-0 | | 2-1-0 | | |
| 1-7-0 | 0-1-0 | 0-0-0 | | AWAY | | 0-2-0 | | 0-3-0 | | 1-1-0 | | |
| 0-2-0 | 0-0-0 | 0-0-0 | | NEUTRAL | | 0-0-0 | | 0-1-0 | | 0-1-0 | | |
| 2-7-0 | 0-1-0 | 0-0-0 | | NON-CONFERENCE | | 0-1-0 | | 0-4-0 | | 2-1-0 | | |
| 1-1-0 | 0-0-0 | 0-0-0 | | HOME | | 0-0-0 | | 0-1-0 | | 1-0-0 | | |
| 1-4-0 | 0-1-0 | 0-0- | | AWAY | | 0-1-0 | | 0-2-0 | | 1-0-0 | | |
| 0-2-0 | 0-0-0 | 0-0-0 | | NEUTRAL | | 0-0-0 | | 0-1-0 | | 0-1-0 | | |
| 1-5-0 | 0-0-0 | 0-1-0 | | CONFERENCE | | 0-1-0 | | 0-1-0 | | 1-2-0 | | |
| 1-2-0 | 0-0-0 | 0-1-0 | | HOME | | 0-0-0 | | 0-0-0 | | 1-1-0 | | |
| 0-3-0 | 0-0-0 | 0-0-0 | | AWAY | | 0-1-0 | | 0-1-0 | | 0-1-0 | | |
| 0-0-0 | 0-0-0 | 0-0-0 | | NEUTRAL | | 0-0-0 | | 0-0-0 | | 0-0-0 | | |
| RPI S | Opponent | Score | | RPI S | Opponent | Score | | RPI S | Opponent | Score | | |
| 25 A | Kentucky | 0 2 | | 37 H | Valparaiso | 1 2 | | 71 A | Oakland | 0 2 | | |
| | | | | | | | | 98 A | South Carolina | 0 1 | | |
| | | | | | | | | 104 A | Omaha | 1 3 | | |
| | | | | | | | | 106 H | James Madison | 1 2 | | |
| | | | | | | | | 107 N | Memphis | 0 3 | | |
| | | | | | | | | 109 A | Wright St. | 0 3 | | |
| | | | | | | | | 150 A | Evansville | 0 5 | | |
| | | | | | | | | 153 H | Cleveland St. | 0 1 | | |
| | | | | | | | | 160 A | Milwaukee | 0 2 | | |
| | | | | | | | | 173 A | Georgia St. | 2 0 | | |
| | | | | | | | | 193 H | Green Bay | 2 1 | | |
| | | | | | | | | 194 H | Gardner-Webb | 2 0 | | |
| | | | | | | | | 195 N | Houston Baptist | 0 4 | | |
| | | | | LAST 10 GAMES | | | | | | | | |
| | | | | 193 H | Green Bay | 2 1 | | 109 A | Wright St. | 0 3 | | |
| | | | | 71 A | Oakland | 0 2 | | 37 H | Valparaiso | 1 2 | | |
| | | | | 160 A | Milwaukee | 0 2 | | 107 N | Memphis | 0 3 | | |
| | | | | 173 A | Georgia St. | 2 0 | | 195 N | Houston Baptist | 0 4 | | |
| | | | | 153 H | Cleveland St. | 0 1 | | 194 H | Gardner-Webb | 2 0 | | |

Non-Div. I Games:

Belmont

| | | | | | | | | | | | | | |
|--------------------|----------|-----------|-----------|-------------------|-------------|---------------------|-------|-------------|-------|---------------------|-------|---|---|
| Average RPI Win: | 151 | WON-LOST | WINNING | LAST 10 | STRENGTH OF | OPP. STRENGTH | TEAM | ADJ | CONF. | ADJ CONF. | | | |
| Average RPI Loss: | 121 | RECORD | PCT. RANK | GAMES | SCHEDULE | OF SCHEDULE | RPI | RPI | RPI | RPI | | | |
| DIV. I ONLY | 3-9-3 | .3 | 172 | 1-7-2 | 201 | 146 | 196 | .3573 | 193 | 15 | 16 | | |
| DIV. I NON-CONF. | 3-4-2 | .44444 | 133 | 1-2-1 | 200 | 139 | 196 | .34907 | 196 | 14 | 15 | | |
| <hr/> | | | | | | | | | | | | | |
| TOTALS | RPI 1-25 | RPI 26-50 | | W-L RECORDS | | RPI 51-100 | | RPI 101-150 | | RPI 150+ | | | |
| 3-9-3 | 0-0-0 | 0-0-0 | | OVERALL | | 1-3-0 | | 0-4-1 | | 2-2-2 | | | |
| 1-4-1 | 0-0-0 | 0-0-0 | | HOME | | 0-1-0 | | 0-3-0 | | 1-0-1 | | | |
| 2-5-2 | 0-0-0 | 0-0-0 | | AWAY | | 1-2-0 | | 0-1-1 | | 1-2-1 | | | |
| 0-0-0 | 0-0-0 | 0-0-0 | | NEUTRAL | | 0-0-0 | | 0-0-0 | | 0-0-0 | | | |
| <hr/> | | | | | | | | | | | | | |
| 3-4-2 | 0-0-0 | 0-0-0 | | NON-CONFERENCE | | 1-0-0 | | 0-3-1 | | 2-1-1 | | | |
| 1-2-0 | 0-0-0 | 0-0-0 | | HOME | | 0-0-0 | | 0-2-0 | | 1-0-0 | | | |
| 2-2-2 | 0-0-0 | 0-0- | | AWAY | | 1-0-0 | | 0-1-1 | | 1-1-1 | | | |
| 0-0-0 | 0-0-0 | 0-0-0 | | NEUTRAL | | 0-0-0 | | 0-0-0 | | 0-0-0 | | | |
| <hr/> | | | | | | | | | | | | | |
| 0-5-1 | 0-0-0 | 0-0-0 | | CONFERENCE | | 0-3-0 | | 0-1-0 | | 0-1-1 | | | |
| 0-2-1 | 0-0-0 | 0-0-0 | | HOME | | 0-1-0 | | 0-1-0 | | 0-0-1 | | | |
| 0-3-0 | 0-0-0 | 0-0-0 | | AWAY | | 0-2-0 | | 0-0-0 | | 0-1-0 | | | |
| 0-0-0 | 0-0-0 | 0-0-0 | | NEUTRAL | | 0-0-0 | | 0-0-0 | | 0-0-0 | | | |
| <hr/> | | | | | | | | | | | | | |
| RPI | S | Opponent | Score | RPI | S | Opponent | Score | RPI | S | Opponent | Score | | |
| | | | | 71 A Oakland | | | | 0 | 2 | 102 H Western Mich. | | 1 | 2 |
| | | | | 79 A Detroit | | | | 0 | 3 | 109 H Wright St. | | 0 | 1 |
| | | | | 92 A Western Ill. | | | | 1 | 0 | 127 A Wisconsin | | 0 | 1 |
| | | | | 99 H Ill.-Chicago | | | | 0 | 3 | 132 H DePaul | | 3 | 4 |
| | | | | | | | | | | 145 A Northern Ill. | | 2 | 2 |
| | | | | | | | | | | 158 H Grand Canyon | | 1 | 0 |
| | | | | | | | | | | 160 H Milwaukee | | 2 | 2 |
| | | | | | | | | | | 178 A Drake | | 1 | 3 |
| | | | | | | | | | | 189 A IPFW | | 0 | 0 |
| | | | | | | | | | | 192 A Belmont | | 1 | 2 |
| | | | | | | | | | | 202 A Eastern Ill. | | 2 | 1 |
| | | | | | | | | | | | | | |
| | | | | | | | | | | | | | |
| <hr/> | | | | | | | | | | | | | |
| | | | | LAST 10 GAMES | | | | | | | | | |
| 192 A Belmont | | | | 1 | 2 | 127 A Wisconsin | | | | 0 | 1 | | |
| 202 A Eastern Ill. | | | | 2 | 1 | 71 A Oakland | | | | 0 | 2 | | |
| 109 H Wright St. | | | | 0 | 1 | 160 H Milwaukee | | | | 2 | 2 | | |
| 99 H Ill.-Chicago | | | | 0 | 3 | 189 A IPFW | | | | 0 | 0 | | |
| 79 A Detroit | | | | 0 | 3 | 102 H Western Mich. | | | | 1 | 2 | | |

Non-Div. I Games: Viterbo 8 0

Green Bay

| Average RPI Win: | | 200 | WON-LOST RECORD | | WINNING PCT. RANK | | LAST 10 GAMES | | STRENGTH OF SCHEDULE | | OPP. STRENGTH OF SCHEDULE | | TEAM RPI | | ADJ RPI | | CONF. RPI | | ADJ CONF. RPI | | | | |
|-------------------------|---|----------|-----------------|-----------|-------------------|----------------|---------------|---------------|----------------------|-------------|---------------------------|---------------------|----------|--------------------|------------|-------|-----------|-----|---------------|--|--|--|--|
| DIV. I ONLY | | | 1-11-1 | | .11538 200 | | 0-8-1 | | 102 | | 198 | | 194 | | .35698 194 | | 21 | | 20 | | | | |
| DIV. I NON-CONF. | | | 1-6-0 | | .14286 191 | | 0-3-0 | | 131 | | 199 | | 194 | | .35651 192 | | 18 | | 18 | | | | |
| TOTALS | | RPI 1-25 | | RPI 26-50 | | W-L RECORDS | | RPI 51-100 | | RPI 101-150 | | RPI 150+ | | | | | | | | | | | |
| 1-11-1 | | 0-1-0 | | 0-1-0 | | OVERALL | | 0-3-0 | | 0-4-0 | | 1-2-1 | | | | | | | | | | | |
| 0-6-0 | | 0-0-0 | | 0-1-0 | | HOME | | 0-1-0 | | 0-3-0 | | 0-1-0 | | | | | | | | | | | |
| 1-4-1 | | 0-1-0 | | 0-0-0 | | AWAY | | 0-2-0 | | 0-0-0 | | 1-1-1 | | | | | | | | | | | |
| 0-1-0 | | 0-0-0 | | 0-0-0 | | NEUTRAL | | 0-0-0 | | 0-1-0 | | 0-0-0 | | | | | | | | | | | |
| 1-6-0 | | 0-1-0 | | 0-0-0 | | NON-CONFERENCE | | 0-1-0 | | 0-2-0 | | 1-2-0 | | | | | | | | | | | |
| 0-2-0 | | 0-0-0 | | 0-0-0 | | HOME | | 0-0-0 | | 0-1-0 | | 0-1-0 | | | | | | | | | | | |
| 1-3-0 | | 0-1-0 | | 0-0- | | AWAY | | 0-1-0 | | 0-0-0 | | 1-1-0 | | | | | | | | | | | |
| 0-1-0 | | 0-0-0 | | 0-0-0 | | NEUTRAL | | 0-0-0 | | 0-1-0 | | 0-0-0 | | | | | | | | | | | |
| 0-5-1 | | 0-0-0 | | 0-1-0 | | CONFERENCE | | 0-2-0 | | 0-2-0 | | 0-0-1 | | | | | | | | | | | |
| 0-4-0 | | 0-0-0 | | 0-1-0 | | HOME | | 0-1-0 | | 0-2-0 | | 0-0-0 | | | | | | | | | | | |
| 0-1-1 | | 0-0-0 | | 0-0-0 | | AWAY | | 0-1-0 | | 0-0-0 | | 0-0-1 | | | | | | | | | | | |
| 0-0-0 | | 0-0-0 | | 0-0-0 | | NEUTRAL | | 0-0-0 | | 0-0-0 | | 0-0-0 | | | | | | | | | | | |
| RPI | S | Opponent | | Score | | RPI | S | Opponent | | Score | | RPI | S | Opponent | | Score | | | | | | | |
| 16 | A | Clemson | | 0 6 | | 32 | H | Coastal Caro. | | 1 2 | | 53 | H | Radford | | 1 2 | | | | | | | |
| | | | | | | | | | | | | 58 | A | Winthrop | | 1 3 | | | | | | | |
| | | | | | | | | | | | | 77 | A | North Carolina St. | | 2 5 | | | | | | | |
| | | | | | | | | | | | | 105 | N | Lipscomb | | 2 3 | | | | | | | |
| | | | | | | | | | | | | 123 | H | Wofford | | 0 3 | | | | | | | |
| | | | | | | | | | | | | 126 | H | Liberty | | 0 1 | | | | | | | |
| | | | | | | | | | | | | 136 | H | Campbell | | 1 2 | | | | | | | |
| | | | | | | | | | | | | 177 | H | Ga. Southern | | 1 2 | | | | | | | |
| | | | | | | | | | | | | 192 | A | Belmont | | 0 2 | | | | | | | |
| | | | | | | | | | | | | 200 | A | USC Upstate | | 1 0 | | | | | | | |
| | | | | | | | | | | | | 204 | A | UNC Asheville | | 1 1 | | | | | | | |
| LAST 10 GAMES | | | | | | | | | | | | | | | | | | | | | | | |
| 53 H Radford | | | | | | 1 2 | | | | | | 204 A UNC Asheville | | | | | | 1 1 | | | | | |
| 58 A Winthrop | | | | | | 1 3 | | | | | | 32 H Coastal Caro. | | | | | | 1 2 | | | | | |
| 136 H Campbell | | | | | | 1 2 | | | | | | 16 A Clemson | | | | | | 0 6 | | | | | |
| 126 H Liberty | | | | | | 0 1 | | | | | | 192 A Belmont | | | | | | 0 2 | | | | | |
| 77 A North Carolina St. | | | | | | 2 5 | | | | | | 105 N Lipscomb | | | | | | 2 3 | | | | | |

| | | | |
|-------------------|---------|---|---|
| Non-Div. I Games: | Brevard | 5 | 1 |
|-------------------|---------|---|---|




Gardner-Webb

| Average RPI Win: 170 | | WON-LOST | WINNING | LAST 10 | STRENGTH OF | | OPP. STRENGTH | TEAM | ADJ | CONF. | ADJ CONF. |
|-----------------------|----------|----------|-----------|----------------|----------------|-------|----------------|------------|-------------|----------------|------------|
| Average RPI Loss: 131 | | RECORD | PCT. RANK | GAMES | SCHEDULE | | OF SCHEDULE | RPI | RPI | RPI | RPI |
| DIV. I ONLY | | 2-8-2 | .25 | 184 | 2-8-0 | | 190 | 199 | 197 | .35483 | 195 |
| DIV. I NON-CONF. | | 1-3-2 | .33333 | 156 | 1-3-0 | | 188 | 195 | 195 | .35467 | 194 |
| TOTALS | | RPI 1-25 | RPI 26-50 | | W-L RECORDS | | RPI 51-100 | | RPI 101-150 | | RPI 150+ |
| 2-8-2 | | 0-0-0 | 0-1-0 | | OVERALL | | 0-0-0 | | 1-4-1 | | 1-3-1 |
| 0-4-1 | | 0-0-0 | 0-1-0 | | HOME | | 0-0-0 | | 0-1-1 | | 0-2-0 |
| 1-4-1 | | 0-0-0 | 0-0-0 | | AWAY | | 0-0-0 | | 1-3-0 | | 0-1-1 |
| 1-0-0 | | 0-0-0 | 0-0-0 | | NEUTRAL | | 0-0-0 | | 0-0-0 | | 1-0-0 |
| 1-3-2 | | 0-0-0 | 0-0-0 | | NON-CONFERENCE | | 0-0-0 | | 0-2-1 | | 1-1-1 |
| 0-1-1 | | 0-0-0 | 0-0-0 | | HOME | | 0-0-0 | | 0-0-1 | | 0-1-0 |
| 0-2-1 | | 0-0-0 | 0-0- | | AWAY | | 0-0-0 | | 0-2-0 | | 0-0-1 |
| 1-0-0 | | 0-0-0 | 0-0-0 | | NEUTRAL | | 0-0-0 | | 0-0-0 | | 1-0-0 |
| 1-5-0 | | 0-0-0 | 0-1-0 | | CONFERENCE | | 0-0-0 | | 1-2-0 | | 0-2-0 |
| 0-3-0 | | 0-0-0 | 0-1-0 | | HOME | | 0-0-0 | | 0-1-0 | | 0-1-0 |
| 1-2-0 | | 0-0-0 | 0-0-0 | | AWAY | | 0-0-0 | | 1-1-0 | | 0-1-0 |
| 0-0-0 | | 0-0-0 | 0-0-0 | | NEUTRAL | | 0-0-0 | | 0-0-0 | | 0-0-0 |
| RPI S | Opponent | Score | RPI S | Opponent | Score | RPI S | Opponent | Score | RPI S | Opponent | Score |
| | | | 48 H | UNLV | 2 3 | | | | 105 A | Lipscomb | 1 4 |
| | | | | | | | | | 131 A | Oral Roberts | 3 4 |
| | | | | | | | | | 131 H | Oral Roberts | 1 1 |
| | | | | | | | | | 140 A | Incarnate Word | 0 3 |
| | | | | | | | | | 140 H | Incarnate Word | 0 2 |
| | | | | | | | | | 148 A | Bakersfield | 3 1 |
| | | | | | | | | | 158 H | Grand Canyon | 1 2 |
| | | | | | | | | | 159 H | IUPUI | 1 3 |
| | | | | | | | | | 163 A | San Jose St. | 1 3 |
| | | | | | | | | | 178 A | Drake | 2 2 |
| | | | | | | | | | 192 N | Belmont | 4 0 |
| LAST 10 GAMES | | | | | | | | | | | |
| | | | 48 H | UNLV | 2 3 | 140 A | Incarnate Word | 0 3 | | | |
| | | | 158 H | Grand Canyon | 1 2 | 131 A | Oral Roberts | 3 4 | | | |
| | | | 148 A | Bakersfield | 3 1 | 192 N | Belmont | 4 0 | | | |
| | | | 163 A | San Jose St. | 1 3 | 105 A | Lipscomb | 1 4 | | | |
| | | | 140 H | Incarnate Word | 0 2 | 159 H | IUPUI | 1 3 | | | |

Non-Div. I Games:

Houston Baptist

Temple

 Tie,  Loss,  Non-Conf, S Site, H Home, A Away, N Neutral Page 196

| Average RPI Win: 196 | | WON-LOST | WINNING | LAST 10 | STRENGTH OF | OPP. STRENGTH | TEAM | ADJ | CONF. | ADJ CONF. | | | |
|-----------------------|---|----------|-----------|-----------|-------------|----------------|-------|------------|--------|---------------------|-------|---------------------|-----|
| Average RPI Loss: 101 | | RECORD | PCT. RANK | GAMES | SCHEDULE | OF SCHEDULE | RPI | RPI | RPI | RPI | | | |
| DIV. I ONLY | | 1-9-3 | .19231 | 191 | 1-7-2 | 176 | 171 | 198 | .35154 | 197 | 10 | 10 | |
| DIV. I NON-CONF. | | 1-6-2 | .22222 | 180 | 1-4-1 | 194 | 187 | 201 | .31448 | 202 | 11 | 11 | |
| <hr/> | | | | | | | | | | | | | |
| TOTALS | | RPI 1-25 | | RPI 26-50 | | W-L RECORDS | | RPI 51-100 | | RPI 101-150 | | RPI 150+ | |
| 1-9-3 | | 0-0-0 | | 0-2-0 | | OVERALL | | 0-3-1 | | 0-2-0 | | 1-2-2 | |
| 1-3-3 | | 0-0-0 | | 0-0-0 | | HOME | | 0-1-1 | | 0-0-0 | | 1-2-2 | |
| 0-6-0 | | 0-0-0 | | 0-2-0 | | AWAY | | 0-2-0 | | 0-2-0 | | 0-0-0 | |
| 0-0-0 | | 0-0-0 | | 0-0-0 | | NEUTRAL | | 0-0-0 | | 0-0-0 | | 0-0-0 | |
| 1-6-2 | | 0-0-0 | | 0-0-0 | | NON-CONFERENCE | | 0-2-0 | | 0-2-0 | | 1-2-2 | |
| 1-3-2 | | 0-0-0 | | 0-0-0 | | HOME | | 0-1-0 | | 0-0-0 | | 1-2-2 | |
| 0-3-0 | | 0-0-0 | | 0-0- | | AWAY | | 0-1-0 | | 0-2-0 | | 0-0-0 | |
| 0-0-0 | | 0-0-0 | | 0-0-0 | | NEUTRAL | | 0-0-0 | | 0-0-0 | | 0-0-0 | |
| 0-3-1 | | 0-0-0 | | 0-2-0 | | CONFERENCE | | 0-1-1 | | 0-0-0 | | 0-0-0 | |
| 0-0-1 | | 0-0-0 | | 0-0-0 | | HOME | | 0-0-1 | | 0-0-0 | | 0-0-0 | |
| 0-3-0 | | 0-0-0 | | 0-2-0 | | AWAY | | 0-1-0 | | 0-0-0 | | 0-0-0 | |
| 0-0-0 | | 0-0-0 | | 0-0-0 | | NEUTRAL | | 0-0-0 | | 0-0-0 | | 0-0-0 | |
| RPI | S | Opponent | Score | RPI | S | Opponent | Score | RPI | S | Opponent | Score | | |
| | | | | 38 | A | Dartmouth | 1 4 | 63 | A | Rhode Island | 0 1 | | |
| | | | | 50 | A | Cornell | 0 1 | 74 | A | Harvard | 0 1 | | |
| | | | | | | | | 83 | H | Penn | 1 1 | | |
| | | | | | | | | 88 | H | Iona | 1 2 | | |
| | | | | | | | | | | 108 | A | Quinnipiac | 0 1 |
| | | | | | | | | | | 139 | A | Fairfield | 0 1 |
| | | | | | | | | | | 169 | H | Central Conn. St. | 0 1 |
| | | | | | | | | | | 183 | H | Fairleigh Dickinson | 1 3 |
| | | | | | | | | | | 186 | H | Manhattan | 0 0 |
| | | | | | | | | | | 196 | H | Temple | 1 0 |
| | | | | | | | | | | 201 | H | Sacred Heart | 1 1 |
| <hr/> | | | | | | | | | | | | | |
| LAST 10 GAMES | | | | | | | | | | | | | |
| | | | | 83 | H | Penn | 1 1 | 183 | H | Fairleigh Dickinson | 1 3 | | |
| | | | | 50 | A | Cornell | 0 1 | 108 | A | Quinnipiac | 0 1 | | |
| | | | | 196 | H | Temple | 1 0 | 169 | H | Central Conn. St. | 0 1 | | |
| | | | | 38 | A | Dartmouth | 1 4 | 186 | H | Manhattan | 0 0 | | |
| | | | | 74 | A | Harvard | 0 1 | 63 | A | Rhode Island | 0 1 | | |

Non-Div. I Games:

Yale

Pacific

| Average RPI Win: | 171 | WON-LOST RECORD | WINNING PCT. RANK | LAST 10 GAMES | STRENGTH OF SCHEDULE | OPP. STRENGTH OF SCHEDULE | TEAM RPI | ADJ RPI | CONF. RPI | ADJ CONF. RPI | |
|-------------------|----------|-----------------|-------------------|-----------------|----------------------|---------------------------|----------------------|---------|-----------|----------------------|-------|
| Average RPI Loss: | 120 | | | | | | | | | | |
| DIV. I ONLY | 2-13-2 | .17647 | 194 | 2-6-2 | 139 | 201 | 195 | .34661 | 199 | 24 | 24 |
| DIV. I NON-CONF. | 1-12-1 | .10714 | 200 | 1-5-1 | 138 | 189 | 189 | .35458 | 195 | 24 | 24 |
| <hr/> | | | | | | | | | | | |
| TOTALS | RPI 1-25 | RPI 26-50 | | W-L RECORDS | RPI 51-100 | | RPI 101-150 | | RPI 150+ | | |
| 2-13-2 | 0-0-0 | 0-3-0 | | OVERALL | 0-0-0 | | 0-7-0 | | 2-3-2 | | |
| 0-2-1 | 0-0-0 | 0-0-0 | | HOME | 0-0-0 | | 0-0-0 | | 0-2-1 | | |
| 2-8-1 | 0-0-0 | 0-2-0 | | AWAY | 0-0-0 | | 0-5-0 | | 2-1-1 | | |
| 0-3-0 | 0-0-0 | 0-1-0 | | NEUTRAL | 0-0-0 | | 0-2-0 | | 0-0-0 | | |
| <hr/> | | | | | | | | | | | |
| 1-12-1 | 0-0-0 | 0-3-0 | | NON-CONFERENCE | 0-0-0 | | 0-6-0 | | 1-3-1 | | |
| 0-2-0 | 0-0-0 | 0-0-0 | | HOME | 0-0-0 | | 0-0-0 | | 0-2-0 | | |
| 1-7-1 | 0-0-0 | 0-0- | | AWAY | 0-0-0 | | 0-4-0 | | 1-1-1 | | |
| 0-3-0 | 0-0-0 | 0-1-0 | | NEUTRAL | 0-0-0 | | 0-2-0 | | 0-0-0 | | |
| <hr/> | | | | | | | | | | | |
| 1-1-1 | 0-0-0 | 0-0-0 | | CONFERENCE | 0-0-0 | | 0-1-0 | | 1-0-1 | | |
| 0-0-1 | 0-0-0 | 0-0-0 | | HOME | 0-0-0 | | 0-0-0 | | 0-0-1 | | |
| 1-1-0 | 0-0-0 | 0-0-0 | | AWAY | 0-0-0 | | 0-1-0 | | 1-0-0 | | |
| 0-0-0 | 0-0-0 | 0-0-0 | | NEUTRAL | 0-0-0 | | 0-0-0 | | 0-0-0 | | |
| <hr/> | | | | | | | | | | | |
| RPI S | Opponent | Score | RPI S | Opponent | Score | RPI S | Opponent | Score | RPI S | Opponent | Score |
| | | | 31 N | George Mason | 0 7 | | | | 120 A | Loyola Maryland | 0 1 |
| | | | 39 A | Wake Forest | 0 4 | | | | 122 A | Bucknell | 0 4 |
| | | | 48 A | UNLV | 0 4 | | | | 126 A | Liberty | 0 4 |
| | | | | | | | | | 134 N | George Washington | 1 4 |
| | | | | | | | | | 141 A | Saint Joseph's | 0 1 |
| | | | | | | | | | 148 N | Bakersfield | 0 5 |
| | | | | | | | | | 149 A | NJIT | 0 5 |
| | | | | | | | | | 155 A | St. Francis Brooklyn | 0 3 |
| | | | | | | | | | 164 A | Pittsburgh | 1 0 |
| | | | | | | | | | 171 H | LIU Brooklyn | 1 4 |
| | | | | | | | | | 177 A | Ga. Southern | 2 1 |
| | | | | | | | | | 182 H | Robert Morris | 1 2 |
| | | | | | | | | | 188 H | Appalachian St. | 2 2 |
| | | | | | | | | | 205 A | VMI | 2 2 |
| <hr/> | | | | | | | | | | | |
| | | | LAST 10 GAMES | | | | | | | | |
| | | | 149 A | NJIT | 0 5 | 182 H | Robert Morris | 1 2 | | | |
| | | | 39 A | Wake Forest | 0 4 | 171 H | LIU Brooklyn | 1 4 | | | |
| | | | 177 A | Ga. Southern | 2 1 | 126 A | Liberty | 0 4 | | | |
| | | | 164 A | Pittsburgh | 1 0 | 205 A | VMI | 2 2 | | | |
| | | | 188 H | Appalachian St. | 2 2 | 155 A | St. Francis Brooklyn | 0 3 | | | |

Non-Div. I Games:

Howard

| Average RPI Win: | | 198 | WON-LOST RECORD | | WINNING PCT. RANK | | LAST 10 GAMES | | STRENGTH OF SCHEDULE | | OPP. STRENGTH OF SCHEDULE | | TEAM RPI | | ADJ RPI | | CONF. RPI | | ADJ CONF. RPI | |
|------------------|---|----------|-----------------|-----------|-------------------|----------------|---------------|------------|----------------------|-------------|---------------------------|----------|----------|-----------------|---------|-----|-----------|--|---------------|--|
| DIV. I ONLY | | | 3-8-1 | | .29167 | 176 | 3-7-0 | | 202 | | 205 | | 200 | | .34338 | 200 | 22 | | 22 | |
| DIV. I NON-CONF. | | | 2-5-1 | | .3125 | 160 | 2-4-0 | | 205 | | 200 | | 202 | | .31755 | 201 | 23 | | 23 | |
| TOTALS | | RPI 1-25 | | RPI 26-50 | | W-L RECORDS | | RPI 51-100 | | RPI 101-150 | | RPI 150+ | | | | | | | | |
| 3-8-1 | | 0-0-0 | | 0-0-0 | | OVERALL | | 0-1-0 | | 0-4-0 | | 3-3-1 | | | | | | | | |
| 2-3-0 | | 0-0-0 | | 0-0-0 | | HOME | | 0-0-0 | | 0-0-0 | | 2-3-0 | | | | | | | | |
| 1-4-1 | | 0-0-0 | | 0-0-0 | | AWAY | | 0-1-0 | | 0-3-0 | | 1-0-1 | | | | | | | | |
| 0-1-0 | | 0-0-0 | | 0-0-0 | | NEUTRAL | | 0-0-0 | | 0-1-0 | | 0-0-0 | | | | | | | | |
| 2-5-1 | | 0-0-0 | | 0-0-0 | | NON-CONFERENCE | | 0-1-0 | | 0-2-0 | | 2-2-1 | | | | | | | | |
| 1-2-0 | | 0-0-0 | | 0-0-0 | | HOME | | 0-0-0 | | 0-0-0 | | 1-2-0 | | | | | | | | |
| 1-2-1 | | 0-0-0 | | 0-0- | | AWAY | | 0-1-0 | | 0-1-0 | | 1-0-1 | | | | | | | | |
| 0-1-0 | | 0-0-0 | | 0-0-0 | | NEUTRAL | | 0-0-0 | | 0-1-0 | | 0-0-0 | | | | | | | | |
| 1-3-0 | | 0-0-0 | | 0-0-0 | | CONFERENCE | | 0-0-0 | | 0-2-0 | | 1-1-0 | | | | | | | | |
| 1-1-0 | | 0-0-0 | | 0-0-0 | | HOME | | 0-0-0 | | 0-0-0 | | 1-1-0 | | | | | | | | |
| 0-2-0 | | 0-0-0 | | 0-0-0 | | AWAY | | 0-0-0 | | 0-2-0 | | 0-0-0 | | | | | | | | |
| 0-0-0 | | 0-0-0 | | 0-0-0 | | NEUTRAL | | 0-0-0 | | 0-0-0 | | 0-0-0 | | | | | | | | |
| RPI | S | Opponent | | Score | RPI | S | Opponent | | Score | RPI | S | Opponent | | Score | RPI | S | Opponent | | Score | |
| | | | | | | | 58 | A | Winthrop | 3 | 5 | 105 | A | Lipscomb | 1 | 2 | | | | |
| | | | | | | | | | | | | 123 | A | Wofford | 2 | 3 | | | | |
| | | | | | | | | | | | | 126 | N | Liberty | 1 | 3 | | | | |
| | | | | | | | | | | | | 128 | A | Stetson | 2 | 3 | | | | |
| | | | | | | | | | | | | 156 | H | North Florida | 0 | 3 | | | | |
| | | | | | | | | | | | | 187 | H | Northern Ky. | 2 | 1 | | | | |
| | | | | | | | | | | | | 188 | H | Appalachian St. | 1 | 3 | | | | |
| | | | | | | | | | | | | 194 | H | Gardner-Webb | 0 | 1 | | | | |
| | | | | | | | | | | | | 203 | H | Presbyterian | 2 | 0 | | | | |
| | | | | | | | | | | | | 204 | A | UNC Asheville | 3 | 3 | | | | |
| | | | | | | | | | | | | 205 | A | VMI | 2 | 0 | | | | |
| LAST 10 GAMES | | | | | | | | | | | | | | | | | | | | |
| | | | | | | | 187 | H | Northern Ky. | 2 | 1 | 123 | A | Wofford | 2 | 3 | | | | |
| | | | | | | | 128 | A | Stetson | 2 | 3 | 203 | H | Presbyterian | 2 | 0 | | | | |
| | | | | | | | 156 | H | North Florida | 0 | 3 | 58 | A | Winthrop | 3 | 5 | | | | |
| | | | | | | | 105 | A | Lipscomb | 1 | 2 | 126 | N | Liberty | 1 | 3 | | | | |
| | | | | | | | 188 | H | Appalachian St. | 1 | 3 | 205 | A | VMI | 2 | 0 | | | | |

Non-Div. I Games:

USC Upstate

| | | | | | | | | | | | | | |
|-------------------------|----------|-----------|-----------|-------------------------|-------------|----------------------------|-------|-------------|-------|----------------------------|-------|----|---|
| Average RPI Win: | 0 | WON-LOST | WINNING | LAST 10 | STRENGTH OF | OPP. STRENGTH | TEAM | ADJ | CONF. | ADJ CONF. | | | |
| Average RPI Loss: | 122 | RECORD | PCT. RANK | GAMES | SCHEDULE | OF SCHEDULE | RPI | RPI | RPI | RPI | | | |
| DIV. I ONLY | | 0-13-2 | .06667 | 205 | 0-6-1 | 117 | 196 | 201 | .3316 | 201 | 23 | 23 | |
| DIV. I NON-CONF. | | 0-9-1 | .05 | 204 | 0-2-0 | 130 | 181 | 198 | .3447 | 198 | 22 | 22 | |
| <hr/> | | | | | | | | | | | | | |
| TOTALS | RPI 1-25 | RPI 26-50 | | W-L RECORDS | | RPI 51-100 | | RPI 101-150 | | RPI 150+ | | | |
| 0-13-2 | 0-0-0 | 0-0-0 | | OVERALL | | 0-6-0 | | 0-3-1 | | 0-4-1 | | | |
| 0-6-1 | 0-0-0 | 0-0-0 | | HOME | | 0-2-0 | | 0-1-1 | | 0-3-0 | | | |
| 0-7-1 | 0-0-0 | 0-0-0 | | AWAY | | 0-4-0 | | 0-2-0 | | 0-1-1 | | | |
| 0-0-0 | 0-0-0 | 0-0-0 | | NEUTRAL | | 0-0-0 | | 0-0-0 | | 0-0-0 | | | |
| <hr/> | | | | | | | | | | | | | |
| 0-9-1 | 0-0-0 | 0-0-0 | | NON-CONFERENCE | | 0-5-0 | | 0-3-0 | | 0-1-1 | | | |
| 0-3-0 | 0-0-0 | 0-0-0 | | HOME | | 0-1-0 | | 0-1-0 | | 0-1-0 | | | |
| 0-6-1 | 0-0-0 | 0-0- | | AWAY | | 0-4-0 | | 0-2-0 | | 0-0-1 | | | |
| 0-0-0 | 0-0-0 | 0-0-0 | | NEUTRAL | | 0-0-0 | | 0-0-0 | | 0-0-0 | | | |
| <hr/> | | | | | | | | | | | | | |
| 0-4-1 | 0-0-0 | 0-0-0 | | CONFERENCE | | 0-1-0 | | 0-0-1 | | 0-3-0 | | | |
| 0-3-1 | 0-0-0 | 0-0-0 | | HOME | | 0-1-0 | | 0-0-1 | | 0-2-0 | | | |
| 0-1-0 | 0-0-0 | 0-0-0 | | AWAY | | 0-0-0 | | 0-0-0 | | 0-1-0 | | | |
| 0-0-0 | 0-0-0 | 0-0-0 | | NEUTRAL | | 0-0-0 | | 0-0-0 | | 0-0-0 | | | |
| <hr/> | | | | | | | | | | | | | |
| RPI | S | Opponent | Score | RPI | S | Opponent | Score | RPI | S | Opponent | Score | | |
| | | | | 63 A Rhode Island | | | | 1 | 3 | 115 H Bryant | | 1 | 1 |
| | | | | 78 A UMBC | | | | 1 | 2 | 137 H Marist | | 0 | 1 |
| | | | | 80 A Delaware | | | | 0 | 2 | 143 A UMass Lowell | | 0 | 2 |
| | | | | 82 H Saint Francis (PA) | | | | 0 | 2 | 149 A NJIT | | 0 | 1 |
| | | | | 86 H Holy Cross | | | | 1 | 4 | 155 H St. Francis Brooklyn | | 1 | 2 |
| | | | | 87 A Siena | | | | 1 | 5 | 169 A Central Conn. St. | | 0 | 1 |
| | | | | | | | | | | 175 H Stony Brook | | 2 | 4 |
| | | | | | | 182 H Robert Morris | | 1 | 3 | | | | |
| | | | | | | 197 A Yale | | 1 | 1 | | | | |
| <hr/> | | | | | | | | | | | | | |
| | | | | LAST 10 GAMES | | | | | | | | | |
| 175 H Stony Brook | | | | 2 | 4 | 155 H St. Francis Brooklyn | | | | 1 | 2 | | |
| 182 H Robert Morris | | | | 1 | 3 | 149 A NJIT | | | | 0 | 1 | | |
| 82 H Saint Francis (PA) | | | | 0 | 2 | 143 A UMass Lowell | | | | 0 | 2 | | |
| 115 H Bryant | | | | 1 | 1 | 86 H Holy Cross | | | | 1 | 4 | | |
| 169 A Central Conn. St. | | | | 0 | 1 | 63 A Rhode Island | | | | 1 | 3 | | |

Non-Div. I Games:

Sacred Heart

| Average RPI Win: 189 | | WON-LOST RECORD | | WINNING PCT. RANK | | LAST 10 GAMES | | STRENGTH OF SCHEDULE | | OPP. STRENGTH OF SCHEDULE | | TEAM RPI | | ADJ RPI | | CONF. RPI | | ADJ CONF. RPI | |
|----------------------|---|-----------------|--|-------------------|-----|----------------|-------------------|----------------------|-------|---------------------------|---|---------------|--|------------|--|-----------|--|---------------|--|
| DIV. I ONLY | | 1-10-1 | | .125 199 | | 1-8-1 | | 175 | | 200 | | 202 | | .33013 202 | | 19 | | 21 | |
| DIV. I NON-CONF. | | 0-7-0 | | 0 205 | | 0-5-0 | | 177 | | 202 | | 200 | | .32057 200 | | 19 | | 19 | |
| TOTALS | | RPI 1-25 | | RPI 26-50 | | W-L RECORDS | | RPI 51-100 | | RPI 101-150 | | RPI 150+ | | | | | | | |
| 1-10-1 | | 0-0-0 | | 0-0-0 | | OVERALL | | 0-1-0 | | 0-5-1 | | 1-4-0 | | | | | | | |
| 1-3-1 | | 0-0-0 | | 0-0-0 | | HOME | | 0-1-0 | | 0-1-1 | | 1-1-0 | | | | | | | |
| 0-7-0 | | 0-0-0 | | 0-0-0 | | AWAY | | 0-0-0 | | 0-4-0 | | 0-3-0 | | | | | | | |
| 0-0-0 | | 0-0-0 | | 0-0-0 | | NEUTRAL | | 0-0-0 | | 0-0-0 | | 0-0-0 | | | | | | | |
| 0-7-0 | | 0-0-0 | | 0-0-0 | | NON-CONFERENCE | | 0-0-0 | | 0-4-0 | | 0-3-0 | | | | | | | |
| 0-2-0 | | 0-0-0 | | 0-0-0 | | HOME | | 0-0-0 | | 0-1-0 | | 0-1-0 | | | | | | | |
| 0-5-0 | | 0-0-0 | | 0-0- | | AWAY | | 0-0-0 | | 0-3-0 | | 0-2-0 | | | | | | | |
| 0-0-0 | | 0-0-0 | | 0-0-0 | | NEUTRAL | | 0-0-0 | | 0-0-0 | | 0-0-0 | | | | | | | |
| 1-3-1 | | 0-0-0 | | 0-0-0 | | CONFERENCE | | 0-1-0 | | 0-1-1 | | 1-1-0 | | | | | | | |
| 1-1-1 | | 0-0-0 | | 0-0-0 | | HOME | | 0-1-0 | | 0-0-1 | | 1-0-0 | | | | | | | |
| 0-2-0 | | 0-0-0 | | 0-0-0 | | AWAY | | 0-0-0 | | 0-1-0 | | 0-1-0 | | | | | | | |
| 0-0-0 | | 0-0-0 | | 0-0-0 | | NEUTRAL | | 0-0-0 | | 0-0-0 | | 0-0-0 | | | | | | | |
| RPI | S | Opponent | | Score | RPI | S | Opponent | | Score | RPI | S | Opponent | | Score | | | | | |
| | | | | | | | 92 H Western Ill. | | 0 1 | 101 | H | Denver | | 1 1 | | | | | |
| | | | | | | | | | | 102 | A | Western Mich. | | 1 2 | | | | | |
| | | | | | | | | | | 104 | A | Omaha | | 0 1 | | | | | |
| | | | | | | | | | | 105 | H | Lipscomb | | 1 2 | | | | | |
| | | | | | | | | | | 118 | A | Bowling Green | | 1 3 | | | | | |
| | | | | | | | | | | 144 | A | Bradley | | 0 3 | | | | | |
| | | | | | | | | | | 159 | A | IUPUI | | 1 2 | | | | | |
| | | | | | | | | | | 174 | A | Cincinnati | | 0 1 | | | | | |
| | | | | | | | | | | 180 | A | Central Ark. | | 0 2 | | | | | |
| | | | | | | | | | | 189 | H | IPFW | | 2 0 | | | | | |
| | | | | | | | | | | 193 | H | Green Bay | | 1 2 | | | | | |
| LAST 10 GAMES | | | | | | | | | | | | | | | | | | | |
| | | | | | | | 189 H IPFW | | 2 0 | 101 | H | Denver | | 1 1 | | | | | |
| | | | | | | | 193 H Green Bay | | 1 2 | 104 | A | Omaha | | 0 1 | | | | | |
| | | | | | | | 92 H Western Ill. | | 0 1 | 174 | A | Cincinnati | | 0 1 | | | | | |
| | | | | | | | 144 A Bradley | | 0 3 | 118 | A | Bowling Green | | 1 3 | | | | | |
| | | | | | | | 159 A IUPUI | | 1 2 | 102 | A | Western Mich. | | 1 2 | | | | | |

Non-Div. I Games: St. Francis (IL) 2 0 Culver-Stockton 5 1

Eastern Ill.

| | | | | | | | | | | | |
|-------------------|----------|-----------|--------------------|------------|-------------|-----------------------|----------|--------|-----------------------|-----------|-------|
| Average RPI Win: | 123 | WON-LOST | WINNING | LAST 10 | STRENGTH OF | OPP. STRENGTH | TEAM | ADJ | CONF. | ADJ CONF. | |
| Average RPI Loss: | 134 | RECORD | PCT. RANK | GAMES | SCHEDULE | OF SCHEDULE | RPI | RPI | RPI | RPI | |
| DIV. I ONLY | 1-11-0 | .08333 | 202 | 0-10-0 | 153 | 203 | 203 | .32411 | 203 | 21 | 20 |
| DIV. I NON-CONF. | 1-5-0 | .16667 | 189 | 0-4-0 | 185 | 204 | 203 | .29516 | 203 | 18 | 18 |
| TOTALS | RPI 1-25 | RPI 26-50 | W-L RECORDS | RPI 51-100 | RPI 101-150 | RPI 150+ | | | | | |
| 1-11-0 | 0-0-0 | 0-1-0 | OVERALL | 0-2-0 | 1-2-0 | 0-6-0 | | | | | |
| 1-4-0 | 0-0-0 | 0-0-0 | HOME | 0-1-0 | 1-1-0 | 0-2-0 | | | | | |
| 0-7-0 | 0-0-0 | 0-1-0 | AWAY | 0-1-0 | 0-1-0 | 0-4-0 | | | | | |
| 0-0-0 | 0-0-0 | 0-0-0 | NEUTRAL | 0-0-0 | 0-0-0 | 0-0-0 | | | | | |
| 1-5-0 | 0-0-0 | 0-0-0 | NON-CONFERENCE | 0-0-0 | 1-0-0 | 0-5-0 | | | | | |
| 1-1-0 | 0-0-0 | 0-0-0 | HOME | 0-0-0 | 1-0-0 | 0-1-0 | | | | | |
| 0-4-0 | 0-0-0 | 0-0- | AWAY | 0-0-0 | 0-0-0 | 0-4-0 | | | | | |
| 0-0-0 | 0-0-0 | 0-0-0 | NEUTRAL | 0-0-0 | 0-0-0 | 0-0-0 | | | | | |
| 0-6-0 | 0-0-0 | 0-1-0 | CONFERENCE | 0-2-0 | 0-2-0 | 0-1-0 | | | | | |
| 0-3-0 | 0-0-0 | 0-0-0 | HOME | 0-1-0 | 0-1-0 | 0-1-0 | | | | | |
| 0-3-0 | 0-0-0 | 0-1-0 | AWAY | 0-1-0 | 0-1-0 | 0-0-0 | | | | | |
| 0-0-0 | 0-0-0 | 0-0-0 | NEUTRAL | 0-0-0 | 0-0-0 | 0-0-0 | | | | | |
| RPI S | Opponent | Score | RPI S | Opponent | Score | RPI S | Opponent | Score | RPI S | Opponent | Score |
| | | | 32 A Coastal Caro. | 0 | 2 | 53 A Radford | 1 | 6 | 112 H High Point | 0 | 3 |
| | | | | | | 58 H Winthrop | 0 | 4 | 123 H Wofford | 2 | 1 |
| | | | | | | | | | 136 A Campbell | 1 | 3 |
| | | | | | | | | | 164 A Pittsburgh | 0 | 3 |
| | | | | | | | | | 173 A Georgia St. | 0 | 1 |
| | | | | | | | | | 177 H Ga. Southern | 0 | 5 |
| | | | | | | | | | 181 H Longwood | 1 | 4 |
| | | | | | | | | | 188 A Appalachian St. | 0 | 4 |
| | | | | | | | | | 200 A USC Upstate | 0 | 2 |
| LAST 10 GAMES | | | | | | | | | | | |
| | | | 136 A Campbell | 1 | 3 | 53 A Radford | 1 | 6 | | | |
| | | | 181 H Longwood | 1 | 4 | 177 H Ga. Southern | 0 | 5 | | | |
| | | | 58 H Winthrop | 0 | 4 | 200 A USC Upstate | 0 | 2 | | | |
| | | | 32 A Coastal Caro. | 0 | 2 | 173 A Georgia St. | 0 | 1 | | | |
| | | | 112 H High Point | 0 | 3 | 188 A Appalachian St. | 0 | 4 | | | |

Non-Div. I Games:

Presbyterian

| | | | | | | | | | | | | |
|-------------------|----------|-----------|-----------|----------------|-------------|---------------|--------------|-------------|--------|--------------|-------|----|
| Average RPI Win: | 0 | WON-LOST | WINNING | LAST 10 | STRENGTH OF | OPP. STRENGTH | TEAM | ADJ | CONF. | ADJ CONF. | | |
| Average RPI Loss: | 126 | RECORD | PCT. RANK | GAMES | SCHEDULE | OF SCHEDULE | RPI | RPI | RPI | RPI | | |
| DIV. I ONLY | | 0-8-3 | .13636 | 198 | 0-8-2 | 166 | 204 | 204 | .32344 | 204 | 21 | 20 |
| DIV. I NON-CONF. | | 0-4-1 | .1 | 201 | 0-4-0 | 204 | 205 | 205 | .2661 | 205 | 18 | 18 |
| <hr/> | | | | | | | | | | | | |
| TOTALS | RPI 1-25 | RPI 26-50 | | W-L RECORDS | | RPI 51-100 | | RPI 101-150 | | RPI 150+ | | |
| 0-8-3 | 0-0-0 | 0-1-0 | | OVERALL | | 0-1-1 | | 0-3-0 | | 0-3-2 | | |
| 0-2-3 | 0-0-0 | 0-0-0 | | HOME | | 0-1-1 | | 0-0-0 | | 0-1-2 | | |
| 0-5-0 | 0-0-0 | 0-1-0 | | AWAY | | 0-0-0 | | 0-2-0 | | 0-2-0 | | |
| 0-1-0 | 0-0-0 | 0-0-0 | | NEUTRAL | | 0-0-0 | | 0-1-0 | | 0-0-0 | | |
| <hr/> | | | | | | | | | | | | |
| 0-4-1 | 0-0-0 | 0-0-0 | | NON-CONFERENCE | | 0-0-0 | | 0-1-0 | | 0-3-1 | | |
| 0-1-1 | 0-0-0 | 0-0-0 | | HOME | | 0-0-0 | | 0-0-0 | | 0-1-1 | | |
| 0-2-0 | 0-0-0 | 0-0- | | AWAY | | 0-0-0 | | 0-0-0 | | 0-2-0 | | |
| 0-1-0 | 0-0-0 | 0-0-0 | | NEUTRAL | | 0-0-0 | | 0-1-0 | | 0-0-0 | | |
| <hr/> | | | | | | | | | | | | |
| 0-4-2 | 0-0-0 | 0-1-0 | | CONFERENCE | | 0-1-1 | | 0-2-0 | | 0-0-1 | | |
| 0-1-2 | 0-0-0 | 0-0-0 | | HOME | | 0-1-1 | | 0-0-0 | | 0-0-1 | | |
| 0-3-0 | 0-0-0 | 0-1-0 | | AWAY | | 0-0-0 | | 0-2-0 | | 0-0-0 | | |
| 0-0-0 | 0-0-0 | 0-0-0 | | NEUTRAL | | 0-0-0 | | 0-0-0 | | 0-0-0 | | |
| <hr/> | | | | | | | | | | | | |
| RPI S | Opponent | Score | RPI S | Opponent | Score | RPI S | Opponent | Score | RPI S | Opponent | Score | |
| | | | 32 A | Coastal Caro. | 0 4 | 53 H | Radford | 0 1 | 112 A | High Point | 0 3 | |
| | | | | | | 58 H | Winthrop | 1 1 | 117 N | Mercer | 0 3 | |
| | | | | | | | | | 126 A | Liberty | 1 3 | |
| | | | | | | | | | 177 A | Ga. Southern | 0 3 | |
| | | | | | | | | | 187 A | Northern Ky. | 0 2 | |
| | | | | | | | | | 194 H | Gardner-Webb | 1 1 | |
| | | | | | | | | | 200 H | USC Upstate | 3 3 | |
| | | | | | | | | | 205 H | VMI | 0 1 | |
| <hr/> | | | | | | | | | | | | |
| LAST 10 GAMES | | | | | | | | | | | | |
| | | | 126 A | Liberty | 1 3 | 53 H | Radford | 0 1 | | | | |
| | | | 187 A | Northern Ky. | 0 2 | 112 A | High Point | 0 3 | | | | |
| | | | 58 H | Winthrop | 1 1 | 177 A | Ga. Southern | 0 3 | | | | |
| | | | 32 A | Coastal Caro. | 0 4 | 117 N | Mercer | 0 3 | | | | |
| | | | 194 H | Gardner-Webb | 1 1 | 205 H | VMI | 0 1 | | | | |

| | | | |
|--------------------------|----------------|----------|----------|
| Non-Div. I Games: | Brevard | 2 | 1 |
|--------------------------|----------------|----------|----------|

UNC Asheville

| Average RPI Win: 204 | | WON-LOST RECORD | WINNING PCT. RANK | LAST 10 GAMES | STRENGTH OF SCHEDULE | OPP. STRENGTH OF SCHEDULE | TEAM RPI | ADJ RPI | | CONF. RPI | ADJ CONF. RPI |
|-----------------------|----------|--------------------|----------------------|------------------|-------------------------|------------------------------|----------------|------------|-------------|----------------|------------------|
| Average RPI Loss: 119 | | | | | | | | | | | |
| DIV. I ONLY | | 1-14-1 | .09375 201 | 0-10-0 | 186 | 191 | 205 | .31107 | 205 | 18 | 18 |
| DIV. I NON-CONF. | | 1-6-1 | .1875 184 | 0-2-0 | 202 | 196 | 204 | .27295 | 204 | 20 | 21 |
| <hr/> | | | | | | | | | | | |
| TOTALS | | RPI 1-25 | RPI 26-50 | | W-L RECORDS | | RPI 51-100 | | RPI 101-150 | | RPI 150+ |
| 1-14-1 | 0-0-0 | 0-1-0 | | OVERALL | | 0-3-0 | | 0-6-0 | | 1-4-1 | |
| 0-7-1 | 0-0-0 | 0-0-0 | | HOME | | 0-1-0 | | 0-3-0 | | 0-3-1 | |
| 1-7-0 | 0-0-0 | 0-1-0 | | AWAY | | 0-2-0 | | 0-3-0 | | 1-1-0 | |
| 0-0-0 | 0-0-0 | 0-0-0 | | NEUTRAL | | 0-0-0 | | 0-0-0 | | 0-0-0 | |
| <hr/> | | | | | | | | | | | |
| 1-6-1 | 0-0-0 | 0-1-0 | | NON-CONFERENCE | | 0-1-0 | | 0-1-0 | | 1-3-1 | |
| 0-4-1 | 0-0-0 | 0-0-0 | | HOME | | 0-0-0 | | 0-1-0 | | 0-3-1 | |
| 1-2-0 | 0-0-0 | 0-0- | | AWAY | | 0-1-0 | | 0-0-0 | | 1-0-0 | |
| 0-0-0 | 0-0-0 | 0-0-0 | | NEUTRAL | | 0-0-0 | | 0-0-0 | | 0-0-0 | |
| <hr/> | | | | | | | | | | | |
| 0-8-0 | 0-0-0 | 0-0-0 | | CONFERENCE | | 0-2-0 | | 0-5-0 | | 0-1-0 | |
| 0-3-0 | 0-0-0 | 0-0-0 | | HOME | | 0-1-0 | | 0-2-0 | | 0-0-0 | |
| 0-5-0 | 0-0-0 | 0-0-0 | | AWAY | | 0-1-0 | | 0-3-0 | | 0-1-0 | |
| 0-0-0 | 0-0-0 | 0-0-0 | | NEUTRAL | | 0-0-0 | | 0-0-0 | | 0-0-0 | |
| <hr/> | | | | | | | | | | | |
| RPI S | Opponent | Score | RPI S | Opponent | Score | RPI S | Opponent | Score | RPI S | Opponent | Score |
| | | | 39 A | Wake Forest | 0 7 | 70 A | Furman | 1 3 | 103 A | East Tenn. St. | 0 2 |
| | | | | | | 70 H | Furman | 0 1 | 103 H | East Tenn. St. | 0 4 |
| | | | | | | 72 A | Virginia Tech | 0 5 | 117 A | Mercer | 0 3 |
| | | | | | | | | | 117 H | Mercer | 0 1 |
| | | | | | | | | | 123 A | Wofford | 1 7 |
| | | | | | | | | | 126 H | Liberty | 0 5 |
| | | | | | | | | | 166 A | UNC Greensboro | 0 3 |
| | | | | | | | | | 181 H | Longwood | 0 1 |
| | | | | | | | | | 182 H | Robert Morris | 0 4 |
| | | | | | | | | | 199 H | Howard | 2 2 |
| | | | | | | | | | 200 H | USC Upstate | 0 2 |
| | | | | | | | | | 204 A | UNC Asheville | 1 0 |
| <hr/> | | | | | | | | | | | |
| | | | LAST 10 GAMES | | | | | | | | |
| | | | 117 A | Mercer | 0 3 | 103 A | East Tenn. St. | 0 2 | | | |
| | | | 103 H | East Tenn. St. | 0 4 | 70 H | Furman | 0 1 | | | |
| | | | 70 A | Furman | 1 3 | 72 A | Virginia Tech | 0 5 | | | |
| | | | 166 A | UNC Greensboro | 0 3 | 117 H | Mercer | 0 1 | | | |
| | | | 123 A | Wofford | 1 7 | 39 A | Wake Forest | 0 7 | | | |

Non-Div. I Games:

VMI