

Average RPI Win:		45	WON-LOST		WINNING		LAST 10		STRENGTH OF		OPP. STRENGTH		TEAM	ADJ		CONF.		ADJ CONF.						
Average RPI Loss:		2	RECORD		PCT. RANK		GAMES		SCHEDULE		OF SCHEDULE		RPI	RPI		RPI		RPI						
DIV. I ONLY			20- 1		.95238		4		9- 1		3		3		1		.76547		1		1		1	
DIV. I NON-CONF.			11- 0		1		1		0- 0		7		12		2		.75576		2		1		1	
TOTALS		RPI 1-25		RPI 26-50		W-L RECORDS		RPI 51-100		RPI 101-150		RPI 150+												
20- 1		6- 1		7- 0		OVERALL		6- 0		1- 0		0- 0												
9- 0		4- 0		4- 0		HOME		0- 0		1- 0		0- 0												
7- 1		2- 1		2- 0		AWAY		3- 0		0- 0		0- 0												
4- 0		0- 0		1- 0		NEUTRAL		3- 0		0- 0		0- 0												
11- 0		2- 0		4- 0		NON-CONFERENCE		5- 0		0- 0		0- 0												
5- 0		2- 0		3- 0		HOME		0- 0		0- 0		0- 0												
2- 0		0- 0		0- 0		AWAY		2- 0		0- 0		0- 0												
4- 0		0- 0		1- 0		NEUTRAL		3- 0		0- 0		0- 0												
9- 1		4- 1		3- 0		CONFERENCE		1- 0		1- 0		0- 0												
4- 0		2- 0		1- 0		HOME		0- 0		1- 0		0- 0												
5- 1		2- 1		2- 0		AWAY		1- 0		0- 0		0- 0												
0- 0		0- 0		0- 0		NEUTRAL		0- 0		0- 0		0- 0												
RPI	S	Opponent		Score		RPI	S	Opponent		Score		RPI	S	Opponent		Score		RPI	S	Opponent		Score		
2	A	Nebraska		1 3		26	N	Tulsa		3 2		53	A	Middle Tenn.		3 0		125	H	Indiana		3 1		
6	A	Minnesota		3 2		31	H	Michigan St.		3 2		54	A	BYU		3 0								
11	A	Penn St.		3 2		36	H	Dayton		3 2		65	N	UC Santa Barbara		3 1								
13	H	Purdue		3 1		38	H	Houston		3 1		75	N	St. Mary's (CA)		3 0								
16	H	Tennessee		3 1		43	A	Ohio St.		3 0		81	N	Cal Poly		3 1								
19	H	Michigan		3 1		48	A	Wisconsin		3 0		97	A	Northwestern		3 0								
22	H	Cincinnati		3 0		49	H	Louisville		3 2														
						LAST 10 GAMES																		
						2	A	Nebraska		1 3		43	A	Ohio St.		3 0								
						97	A	Northwestern		3 0		13	H	Purdue		3 1								
						31	H	Michigan St.		3 2		125	H	Indiana		3 1								
						19	H	Michigan		3 1		48	A	Wisconsin		3 0								
						11	A	Penn St.		3 2		6	A	Minnesota		3 2								

Non-Div. I Games:

Illinois

Nebraska

Through Games Of Oct. 23, 2011

Average RPI Win: 65		WON-LOST RECORD		WINNING PCT. RANK		LAST 10 GAMES		STRENGTH OF SCHEDULE		OPP. STRENGTH OF SCHEDULE		TEAM RPI		ADJ RPI		CONF. RPI		ADJ CONF. RPI					
DIV. I ONLY		17- 1		.94444 5		10- 0		7		4		2		.73938 2		1		1					
DIV. I NON-CONF.		7- 1		.875 22		0- 0		41		19		14		.66691 14		1		1					
TOTALS		RPI 1-25		RPI 26-50		W-L RECORDS		RPI 51-100		RPI 101-150		RPI 150+											
17- 1		6- 0		3- 1		OVERALL		4- 0		3- 0		1- 0											
10- 0		4- 0		1- 0		HOME		2- 0		2- 0		1- 0											
5- 1		2- 0		2- 1		AWAY		1- 0		0- 0		0- 0											
2- 0		0- 0		0- 0		NEUTRAL		1- 0		1- 0		0- 0											
7- 1		1- 0		0- 1		NON-CONFERENCE		4- 0		1- 0		1- 0											
4- 0		1- 0		0- 0		HOME		2- 0		0- 0		1- 0											
1- 1		0- 0		0- 1		AWAY		1- 0		0- 0		0- 0											
2- 0		0- 0		0- 0		NEUTRAL		1- 0		1- 0		0- 0											
10- 0		5- 0		3- 0		CONFERENCE		0- 0		2- 0		0- 0											
6- 0		3- 0		1- 0		HOME		0- 0		2- 0		0- 0											
4- 0		2- 0		2- 0		AWAY		0- 0		0- 0		0- 0											
0- 0		0- 0		0- 0		NEUTRAL		0- 0		0- 0		0- 0											
RPI	S	Opponent		Score		RPI	S	Opponent		Score		RPI	S	Opponent		Score							
1	H	Illinois		3 1		31	A	Michigan St.		3 2		52	N	New Mexico St.		3 2		109	N	Albany (NY)	3 0		
3	H	Iowa St.		3 0		42	A	Colorado St.		2 3		63	H	Creighton		3 0		112	H	Iowa	3 0		
6	A	Minnesota		3 2		43	H	Ohio St.		3 1		75	H	St. Mary's (CA)		3 2		125	H	Indiana	3 0		
11	H	Penn St.		3 2		48	A	Wisconsin		3 0		99	A	New Mexico		3 0		291	H	Weber St.	3 0		
13	H	Purdue		3 1																			
19	A	Michigan		3 0																			
						LAST 10 GAMES																	
						1 H Illinois 3 1						13 H Purdue 3 1											
						112 H Iowa 3 0						19 A Michigan 3 0											
						6 A Minnesota 3 2						31 A Michigan St. 3 2											
						48 A Wisconsin 3 0						43 H Ohio St. 3 1											
						125 H Indiana 3 0						11 H Penn St. 3 2											

Average RPI Win:		59	WON-LOST RECORD		WINNING PCT. RANK		LAST 10 GAMES		STRENGTH OF SCHEDULE		OPP. STRENGTH OF SCHEDULE		TEAM RPI	ADJ RPI	CONF. RPI	ADJ CONF. RPI	
Average RPI Loss:		4															
DIV. I ONLY			16- 3		.84211 16		7- 3		2		5		3	.73493	3	2	2
DIV. I NON-CONF.			9- 2		.81818 33		0- 2		10		9		7	.70917	7	2	2
TOTALS		RPI 1-25		RPI 26-50		W-L RECORDS		RPI 51-100		RPI 101-150		RPI 150+					
16- 3		5- 3		6- 0		OVERALL		0- 0		5- 0		0- 0					
6- 1		1- 1		2- 0		HOME		0- 0		3- 0		0- 0					
8- 2		3- 2		4- 0		AWAY		0- 0		1- 0		0- 0					
2- 0		1- 0		0- 0		NEUTRAL		0- 0		1- 0		0- 0					
9- 2		3- 2		2- 0		NON-CONFERENCE		0- 0		4- 0		0- 0					
3- 0		0- 0		0- 0		HOME		0- 0		3- 0		0- 0					
4- 2		2- 2		2- 0		AWAY		0- 0		0- 0		0- 0					
2- 0		1- 0		0- 0		NEUTRAL		0- 0		1- 0		0- 0					
7- 1		2- 1		4- 0		CONFERENCE		0- 0		1- 0		0- 0					
3- 1		1- 1		2- 0		HOME		0- 0		0- 0		0- 0					
4- 0		1- 0		2- 0		AWAY		0- 0		1- 0		0- 0					
0- 0		0- 0		0- 0		NEUTRAL		0- 0		0- 0		0- 0					
RPI	S	Opponent		Score		RPI	S	Opponent		Score		RPI	S	Opponent		Score	
2	A	Nebraska		0	3	33	A	Kansas St.		3	0	103	A	Texas Tech		3	0
4	A	UNI		0	3	37	H	Missouri		3	0	112	H	Iowa		3	0
5	H	Texas		2	3	40	A	Kansas		3	0	114	H	Arizona St.		3	1
12	A	Florida		3	2	46	H	Baylor		3	0	116	N	IUPUI		3	0
20	A	Texas A&M		3	1	50	A	North Dakota St.		3	0	142	H	Southern Miss.		3	0
21	H	Oklahoma		3	1	50	A	North Dakota St.		3	2						
22	N	Cincinnati		3	1												
23	A	Northern Ill.		3	1												
						LAST 10 GAMES											
						20	A	Texas A&M		3	1	40	A	Kansas		3	0
						46	H	Baylor		3	0	103	A	Texas Tech		3	0
						21	H	Oklahoma		3	1	37	H	Missouri		3	0
						33	A	Kansas St.		3	0	2	A	Nebraska		0	3
						5	H	Texas		2	3	4	A	UNI		0	3

Non-Div. I Games:

Iowa St.

U
N
I

UNI

Average RPI Win:	59	WON-LOST	WINNING	LAST 10	STRENGTH OF	OPP. STRENGTH	TEAM	ADJ	CONF.	ADJ CONF.		
Average RPI Loss:	11	RECORD	PCT. RANK	GAMES	SCHEDULE	OF SCHEDULE	RPI	RPI	RPI	RPI		
DIV. I ONLY		14- 4	.77778	33	9- 1	4	2	6	.7057	5	2	2
DIV. I NON-CONF.		7- 3	.7	71	2- 0	24	3	22	.65383	20	2	2
<hr/>												
TOTALS	RPI 1-25	RPI 26-50		W-L RECORDS		RPI 51-100		RPI 101-150		RPI 150+		
14- 4	4- 4	4- 0		OVERALL		2- 0		4- 0		0- 0		
9- 0	2- 0	2- 0		HOME		1- 0		4- 0		0- 0		
4- 3	1- 3	2- 0		AWAY		1- 0		0- 0		0- 0		
1- 1	1- 1	0- 0		NEUTRAL		0- 0		0- 0		0- 0		
7- 3	2- 3	0- 0		NON-CONFERENCE		2- 0		3- 0		0- 0		
5- 0	1- 0	0- 0		HOME		1- 0		3- 0		0- 0		
1- 2	0- 2	0- 0		AWAY		1- 0		0- 0		0- 0		
1- 1	1- 1	0- 0		NEUTRAL		0- 0		0- 0		0- 0		
7- 1	2- 1	4- 0		CONFERENCE		0- 0		1- 0		0- 0		
4- 0	1- 0	2- 0		HOME		0- 0		1- 0		0- 0		
3- 1	1- 1	2- 0		AWAY		0- 0		0- 0		0- 0		
0- 0	0- 0	0- 0		NEUTRAL		0- 0		0- 0		0- 0		
RPI S	Opponent	Score	RPI S	Opponent	Score	RPI S	Opponent	Score	RPI S	Opponent	Score	
3 A	Iowa St.	3 2	33 A	Kansas St.	3 0	55 A	TCU	3 0	103 H	Texas Tech	3 0	
6 A	Minnesota	0 3	37 H	Missouri	3 0	85 H	UTSA	3 1	104 H	Santa Clara	3 0	
6 A	Minnesota	0 3	40 H	Kansas	3 0				131 H	Ole Miss	3 1	
11 N	Penn St.	3 2	46 A	Baylor	3 1				135 H	SMU	3 0	
12 N	Florida	2 3										
17 H	Pepperdine	3 1										
20 H	Texas A&M	3 0										
21 A	Oklahoma	2 3										
<hr/>												
LAST 10 GAMES												
37 H Missouri						3	0	3 A Iowa St.	3	2		
46 A Baylor						3	1	21 A Oklahoma	2	3		
33 A Kansas St.						3	0	40 H Kansas	3	0		
103 H Texas Tech						3	0	55 A TCU	3	0		
20 H Texas A&M						3	0	135 H SMU	3	0		

Non-Div. I Games:

Texas

Average RPI Win:		41	WON-LOST RECORD		WINNING PCT. RANK		LAST 10 GAMES		STRENGTH OF SCHEDULE		OPP. STRENGTH OF SCHEDULE		TEAM RPI		ADJ RPI		CONF. RPI		ADJ CONF. RPI	
DIV. I ONLY			12- 7		.63158 98		5- 5		1		1		7		.70561 6		1		1	
DIV. I NON-CONF.			7- 2		.77778 47		0- 0		1		1		3		.74813 4		1		1	
TOTALS		RPI 1-25		RPI 26-50		W-L RECORDS		RPI 51-100		RPI 101-150		RPI 150+								
12- 7		4- 5		4- 2		OVERALL		3- 0		1- 0		0- 0								
4- 2		2- 2		0- 0		HOME		1- 0		1- 0		0- 0								
5- 3		2- 2		3- 1		AWAY		0- 0		0- 0		0- 0								
3- 2		0- 1		1- 1		NEUTRAL		2- 0		0- 0		0- 0								
7- 2		3- 1		2- 1		NON-CONFERENCE		2- 0		0- 0		0- 0								
2- 0		2- 0		0- 0		HOME		0- 0		0- 0		0- 0								
2- 0		1- 0		1- 0		AWAY		0- 0		0- 0		0- 0								
3- 2		0- 1		1- 1		NEUTRAL		2- 0		0- 0		0- 0								
5- 5		1- 4		2- 1		CONFERENCE		1- 0		1- 0		0- 0								
2- 2		0- 2		0- 0		HOME		1- 0		1- 0		0- 0								
3- 3		1- 2		2- 1		AWAY		0- 0		0- 0		0- 0								
0- 0		0- 0		0- 0		NEUTRAL		0- 0		0- 0		0- 0								
RPI	S	Opponent		Score		RPI	S	Opponent		Score		RPI	S	Opponent		Score				
1	H	Illinois		2 3		29	N	Oregon		3 2		53	N	Middle Tenn.		3 0				
2	H	Nebraska		2 3		31	A	Michigan St.		3 0		57	N	Saint Louis		3 0				
4	A	UNI		3 2		35	A	Marquette		3 2		97	H	Northwestern		3 1				
5	H	Texas		3 0		40	N	Kansas		2 3										
5	H	Texas		3 0		43	A	Ohio St.		0 3										
10	N	Southern California		2 3		48	A	Wisconsin		3 2										
11	A	Penn St.		0 3																
13	A	Purdue		1 3																
19	A	Michigan		3 2																
						LAST 10 GAMES														
						13	A	Purdue		1 3		19	A	Michigan		3 2				
						48	A	Wisconsin		3 2		11	A	Penn St.		0 3				
						2	H	Nebraska		2 3		43	A	Ohio St.		0 3				
						112	H	Iowa		3 0		97	H	Northwestern		3 1				
						31	A	Michigan St.		3 0		1	H	Illinois		2 3				

Non-Div. I Games:

Minnesota

Average RPI Win:	96	WON-LOST	WINNING	LAST 10	STRENGTH OF	OPP. STRENGTH	TEAM	ADJ	CONF.	ADJ CONF.		
Average RPI Loss:	14	RECORD	PCT. RANK	GAMES	SCHEDULE	OF SCHEDULE	RPI	RPI	RPI	RPI		
DIV. I ONLY		21- 1	.95455	3	10- 0	21	25	5	.7045	7	13	13
DIV. I NON-CONF.		12- 1	.92308	15	2- 0	5	5	4	.75125	3	13	13
<hr/>												
TOTALS	RPI 1-25	RPI 26-50		W-L RECORDS		RPI 51-100		RPI 101-150		RPI 150+		
21- 1	3- 1	5- 0		OVERALL		5- 0		2- 0		6- 0		
17- 1	3- 1	5- 0		HOME		4- 0		1- 0		4- 0		
4- 0	0- 0	0- 0		AWAY		1- 0		1- 0		2- 0		
0- 0	0- 0	0- 0		NEUTRAL		0- 0		0- 0		0- 0		
<hr/>												
12- 1	3- 1	5- 0		NON-CONFERENCE		4- 0		0- 0		0- 0		
12- 1	3- 1	5- 0		HOME		4- 0		0- 0		0- 0		
0- 0	0- 0	0- 0		AWAY		0- 0		0- 0		0- 0		
0- 0	0- 0	0- 0		NEUTRAL		0- 0		0- 0		0- 0		
<hr/>												
9- 0	0- 0	0- 0		CONFERENCE		1- 0		2- 0		6- 0		
5- 0	0- 0	0- 0		HOME		0- 0		1- 0		4- 0		
4- 0	0- 0	0- 0		AWAY		1- 0		1- 0		2- 0		
0- 0	0- 0	0- 0		NEUTRAL		0- 0		0- 0		0- 0		
<hr/>												
RPI S	Opponent	Score		RPI S	Opponent	Score		RPI S	Opponent	Score		
14 H	UCLA	1	3	41 H	Arizona	3	0	51 H	Long Beach St.	3	2	
17 H	Pepperdine	3	1	43 H	Ohio St.	3	0	52 A	New Mexico St.	3	2	
17 H	Pepperdine	3	1	45 H	Wichita St.	3	1	56 H	Rice	3	0	
22 H	Cincinnati	3	0	47 H	Notre Dame	3	1	71 H	San Francisco	3	0	
				47 H	Notre Dame	3	0	74 H	Pacific	3	1	

Average RPI Win:	72	WON-LOST RECORD	WINNING PCT. RANK	LAST 10 GAMES	STRENGTH OF SCHEDULE	OPP. STRENGTH OF SCHEDULE	TEAM RPI	ADJ RPI	CONF. RPI	ADJ CONF. RPI				
DIV. I ONLY		16- 3	.84211	16	8- 2	14	6	8	.69333	8	3	3		
DIV. I NON-CONF.		6- 0	1	1	0- 0	6	6	1	.76233	1	3	3		
<hr/>														
TOTALS	RPI 1-25	RPI 26-50		W-L RECORDS		RPI 51-100		RPI 101-150		RPI 150+				
16- 3	2- 3	6- 0		OVERALL		2- 0		5- 0		1- 0				
10- 0	2- 0	4- 0		HOME		0- 0		3- 0		1- 0				
5- 3	0- 3	2- 0		AWAY		1- 0		2- 0		0- 0				
1- 0	0- 0	0- 0		NEUTRAL		1- 0		0- 0		0- 0				
6- 0	2- 0	2- 0		NON-CONFERENCE		2- 0		0- 0		0- 0				
4- 0	2- 0	2- 0		HOME		0- 0		0- 0		0- 0				
1- 0	0- 0	0- 0		AWAY		1- 0		0- 0		0- 0				
1- 0	0- 0	0- 0		NEUTRAL		1- 0		0- 0		0- 0				
10- 3	0- 3	4- 0		CONFERENCE		0- 0		5- 0		1- 0				
6- 0	0- 0	2- 0		HOME		0- 0		3- 0		1- 0				
4- 3	0- 3	2- 0		AWAY		0- 0		2- 0		0- 0				
0- 0	0- 0	0- 0		NEUTRAL		0- 0		0- 0		0- 0				
<hr/>														
RPI	S	Opponent	Score		RPI	S	Opponent	Score		RPI	S	Opponent	Score	
10	A	Southern California	0	3	29	A	Oregon	3	1	56	A	Rice	3	0
11	H	Penn St.	3	1	32	H	Washington	3	0	96	N	Delaware	3	0
12	H	Florida	3	2	41	A	Arizona	3	1					
14	A	UCLA	2	3	41	H	Arizona	3	1					
25	A	California	1	3	44	H	Duke	3	1					
					47	H	Notre Dame	3	1					
<hr/>														
LAST 10 GAMES														
114 A Arizona St.					3	1	110 A Oregon St.					3	1	
41 A Arizona					3	1	41 H Arizona					3	1	
32 H Washington					3	0	114 H Arizona St.					3	0	
113 H Washington St.					3	0	10 A Southern California					0	3	
29 A Oregon					3	1	14 A UCLA					2	3	

Non-Div. I Games:

Stanford

Non-Div. I Games:

Florida St.

[illegible]

Non-Div. I Games:

Southern California

Average RPI Win:	105	WON-LOST RECORD	WINNING PCT. RANK	LAST 10 GAMES	STRENGTH OF SCHEDULE	OPP. STRENGTH OF SCHEDULE	TEAM RPI	ADJ RPI	CONF. RPI	ADJ CONF. RPI		
Average RPI Loss:	9											
DIV. I ONLY		15- 5	.75	40	8- 2	9	9	13	.67493	11	1	1
DIV. I NON-CONF.		7- 3	.7	71	0- 0	34	46	33	.62251	31	1	1
<hr/>												
TOTALS	RPI 1-25	RPI 26-50		W-L RECORDS		RPI 51-100		RPI 101-150		RPI 150+		
15- 5	4- 4	2- 1		OVERALL		1- 0		3- 0		5- 0		
9- 2	3- 1	2- 1		HOME		1- 0		0- 0		3- 0		
4- 2	1- 2	0- 0		AWAY		0- 0		3- 0		0- 0		
2- 1	0- 1	0- 0		NEUTRAL		0- 0		0- 0		2- 0		
7- 3	1- 2	0- 1		NON-CONFERENCE		0- 0		1- 0		5- 0		
4- 1	1- 0	0- 1		HOME		0- 0		0- 0		3- 0		
1- 1	0- 1	0- 0		AWAY		0- 0		1- 0		0- 0		
2- 1	0- 1	0- 0		NEUTRAL		0- 0		0- 0		2- 0		
8- 2	3- 2	2- 0		CONFERENCE		1- 0		2- 0		0- 0		
5- 1	2- 1	2- 0		HOME		1- 0		0- 0		0- 0		
3- 1	1- 1	0- 0		AWAY		0- 0		2- 0		0- 0		
0- 0	0- 0	0- 0		NEUTRAL		0- 0		0- 0		0- 0		
RPI S	Opponent	Score	RPI S	Opponent	Score	RPI S	Opponent	Score	RPI S	Opponent	Score	
1 H	Illinois	2 3	29 H	Oregon	1 3	97 H	Northwestern	3 2	112 A	Iowa	3 0	
2 A	Nebraska	2 3	43 H	Ohio St.	3 0				125 A	Indiana	3 0	
5 N	Texas	2 3	48 H	Wisconsin	3 0				141 A	Pittsburgh	3 0	
6 H	Minnesota	3 0							156 N	Miami (OH)	3 0	
8 A	Stanford	1 3							158 H	Fla. Gulf Coast	3 1	
10 H	Southern California	3 2							187 H	Long Island	3 0	
13 A	Purdue	3 1							227 N	New Hampshire	3 0	
19 H	Michigan	3 0							236 H	Rutgers	3 0	
<hr/>												
LAST 10 GAMES												
19 H Michigan 3 0						97 H Northwestern 3 2						
43 H Ohio St. 3 0						6 H Minnesota 3 0						
125 A Indiana 3 0						48 H Wisconsin 3 0						
13 A Purdue 3 1						112 A Iowa 3 0						
1 H Illinois 2 3						2 A Nebraska 2 3						

Non-Div. I Games:

Penn St.

Average RPI Win:		97	WON-LOST RECORD		WINNING PCT. RANK		LAST 10 GAMES		STRENGTH OF SCHEDULE		OPP. STRENGTH OF SCHEDULE		TEAM RPI		ADJ RPI		CONF. RPI		ADJ CONF. RPI										
Average RPI Loss:		9																											
DIV. I ONLY			17- 3		.85		13		9- 1		34		10		14		.67427		12										
DIV. I NON-CONF.			7- 2		.77778		47		0- 0		22		8		13		.67387		13										
TOTALS		RPI 1-25		RPI 26-50		W-L RECORDS		RPI 51-100		RPI 101-150		RPI 150+																	
17- 3		4- 3		0- 0		OVERALL		7- 0		4- 0		2- 0																	
10- 2		3- 2		0- 0		HOME		4- 0		1- 0		2- 0																	
6- 1		0- 1		0- 0		AWAY		3- 0		3- 0		0- 0																	
1- 0		1- 0		0- 0		NEUTRAL		0- 0		0- 0		0- 0																	
7- 2		3- 2		0- 0		NON-CONFERENCE		1- 0		1- 0		2- 0																	
6- 1		2- 1		0- 0		HOME		1- 0		1- 0		2- 0																	
0- 1		0- 1		0- 0		AWAY		0- 0		0- 0		0- 0																	
1- 0		1- 0		0- 0		NEUTRAL		0- 0		0- 0		0- 0																	
10- 1		1- 1		0- 0		CONFERENCE		6- 0		3- 0		0- 0																	
4- 1		1- 1		0- 0		HOME		3- 0		0- 0		0- 0																	
6- 0		0- 0		0- 0		AWAY		3- 0		3- 0		0- 0																	
0- 0		0- 0		0- 0		NEUTRAL		0- 0		0- 0		0- 0																	
RPI	S	Opponent		Score		RPI	S	Opponent		Score		RPI	S	Opponent		Score													
3	H	Iowa St.		2 3								62	H	Clemson		3 0		102	A South Carolina										
5	N	Texas		3 2								67	H	Arkansas		3 0		131	A Ole Miss										
8	A	Stanford		2 3								82	H	LSU		3 0		136	A Alabama										
9	H	Florida St.		3 0								87	A	Georgia		3 0		146	H Boston College										
15	H	Kentucky		3 1								91	A	Auburn		3 0		238	H Jacksonville										
16	H	Tennessee		2 3								93	A	Mississippi St.		3 0		271	H Fla. Atlantic										
23	H	North Carolina		3 0								93	H	Mississippi St.		3 0													
						LAST 10 GAMES																							
						93 H Mississippi St.						3 0						67 H Arkansas						3 0					
						102 A South Carolina						3 0						87 A Georgia						3 0					
						136 A Alabama						3 0						91 A Auburn						3 0					
						131 A Ole Miss						3 0						16 H Tennessee						2 3					
						82 H LSU						3 0						15 H Kentucky						3 1					

Average RPI Win: 114		WON-LOST	WINNING	LAST 10	STRENGTH OF		OPP. STRENGTH	TEAM	ADJ	CONF.	ADJ CONF.
Average RPI Loss: 5		RECORD	PCT. RANK	GAMES	SCHEDULE		OF SCHEDULE	RPI	RPI	RPI	RPI
DIV. I ONLY		18-3	.85714	10	7-3		23	16	10	.67348	13
DIV. I NON-CONF.		11-0	1	1	0-0		102	84	20	.65269	21
TOTALS		RPI 1-25	RPI 26-50		W-L RECORDS		RPI 51-100		RPI 101-150		RPI 150+
18-3	3-3	5-0		OVERALL		1-0		3-0		6-0	
11-1	2-1	4-0		HOME		0-0		2-0		3-0	
3-2	0-2	0-0		AWAY		1-0		1-0		1-0	
4-0	1-0	1-0		NEUTRAL		0-0		0-0		2-0	
11-0	1-0	3-0		NON-CONFERENCE		0-0		1-0		6-0	
6-0	0-0	2-0		HOME		0-0		1-0		3-0	
1-0	0-0	0-0		AWAY		0-0		0-0		1-0	
4-0	1-0	1-0		NEUTRAL		0-0		0-0		2-0	
7-3	2-3	2-0		CONFERENCE		1-0		2-0		0-0	
5-1	2-1	2-0		HOME		0-0		1-0		0-0	
2-2	0-2	0-0		AWAY		1-0		1-0		0-0	
0-0	0-0	0-0		NEUTRAL		0-0		0-0		0-0	
RPI S	Opponent	Score		RPI S	Opponent	Score		RPI S	Opponent	Score	
1 A	Illinois	1	3	30 H	Ball St.	3	1	97 A	Northwestern	3	1
2 A	Nebraska	1	3	31 H	Michigan St.	3	0	112 A	Iowa	3	0
6 H	Minnesota	3	1	43 H	Ohio St.	3	1	119 H	Col. of Charleston	3	0
11 H	Penn St.	1	3	46 H	Baylor	3	0	125 H	Indiana	3	2
19 H	Michigan	3	0	49 N	Louisville	3	2	179 A	Denver	3	1
22 N	Cincinnati	3	0					181 H	VCU	3	0
								229 H	Western Caro.	3	0
								241 N	Air Force	3	0
								258 H	Jacksonville St.	3	0
								270 N	Bryant	3	0
				LAST 10 GAMES							
				6 H	Minnesota	3	1	2 A	Nebraska	1	3
				125 H	Indiana	3	2	1 A	Illinois	1	3
				43 H	Ohio St.	3	1	97 A	Northwestern	3	1
				11 H	Penn St.	1	3	19 H	Michigan	3	0
				112 A	Iowa	3	0	31 H	Michigan St.	3	0

Non-Div. I Games:

Purdue

UCLA				Through Games Of Oct. 23, 2011												
Average RPI Win:	101	WON-LOST RECORD	WINNING PCT. RANK	LAST 10 GAMES	STRENGTH OF SCHEDULE	OPP. STRENGTH OF SCHEDULE	TEAM RPI	ADJ RPI	CONF. RPI	ADJ CONF. RPI						
DIV. I ONLY		18- 3	.85714	10	9- 1	50	17	19	.67089	14	3	3				
DIV. I NON-CONF.		7- 1	.875	22	0- 0	39	45	16	.66554	15	3	3				
<hr/>																
TOTALS		RPI 1-25		RPI 26-50		W-L RECORDS		RPI 51-100		RPI 101-150		RPI 150+				
18- 3		4- 1		2- 2		OVERALL		1- 0		7- 0		4- 0				
7- 0		2- 0		1- 0		HOME		0- 0		3- 0		1- 0				
7- 3		2- 1		0- 2		AWAY		0- 0		4- 0		1- 0				
4- 0		0- 0		1- 0		NEUTRAL		1- 0		0- 0		2- 0				
<hr/>																
7- 1		1- 1		1- 0		NON-CONFERENCE		1- 0		2- 0		2- 0				
1- 0		0- 0		0- 0		HOME		0- 0		1- 0		0- 0				
2- 1		1- 1		0- 0		AWAY		0- 0		1- 0		0- 0				
4- 0		0- 0		1- 0		NEUTRAL		1- 0		0- 0		2- 0				
<hr/>																
11- 2		3- 0		1- 2		CONFERENCE		0- 0		5- 0		2- 0				
6- 0		2- 0		1- 0		HOME		0- 0		2- 0		1- 0				
5- 2		1- 0		0- 2		AWAY		0- 0		3- 0		1- 0				
0- 0		0- 0		0- 0		NEUTRAL		0- 0		0- 0		0- 0				
<hr/>																
RPI	S	Opponent	Score		RPI	S	Opponent	Score		RPI	S	Opponent	Score			
7	A	Hawaii	3	1	29	H	Oregon	3	1	51	N	Long Beach St.	3	1		
8	H	Stanford	3	2	32	A	Washington	0	3			110	H	Oregon St.	3	0
10	A	Southern California	3	0	41	A	Arizona	2	3			113	A	Washington St.	3	0
17	A	Pepperdine	2	3	43	N	Ohio St.	3	1			114	A	Arizona St.	3	0
25	H	California	3	1								126	A	Utah	3	0
												126	H	Utah	3	0
												137	A	Loyola Marymount	3	0
												140	H	Cal St. Northridge	3	0
												160	A	Colorado	3	0
												160	H	Colorado	3	1
												162	N	Cal St. Fullerton	3	0
												298	N	Quinnipiac	3	0
<hr/>																
LAST 10 GAMES																
					126	H	Utah	3	0	114	A	Arizona St.	3	0		
					160	H	Colorado	3	1	160	A	Colorado	3	0		
					29	H	Oregon	3	1	126	A	Utah	3	0		
					110	H	Oregon St.	3	0	25	H	California	3	1		
					41	A	Arizona	2	3	8	H	Stanford	3	2		

Non-Div. I Games:

UCLA

Average RPI Win:	83	WON-LOST RECORD	WINNING PCT. RANK	LAST 10 GAMES	STRENGTH OF SCHEDULE	OPP. STRENGTH OF SCHEDULE	TEAM RPI	ADJ RPI	CONF. RPI	ADJ CONF. RPI			
DIV. I ONLY		19- 4	.82609 18	8- 2	18	15	15	.66967 15	4	4			
DIV. I NON-CONF.		9- 2	.81818 33	0- 0	11	16	8	.69595 8	4	4			
<hr/>													
TOTALS	RPI 1-25	RPI 26-50		W-L RECORDS	RPI 51-100		RPI 101-150		RPI 150+				
19- 4	1- 3	4- 0		OVERALL	8- 1		5- 0		1- 0				
12- 1	1- 1	3- 0		HOME	4- 0		3- 0		1- 0				
5- 3	0- 2	0- 0		AWAY	4- 1		1- 0		0- 0				
2- 0	0- 0	1- 0		NEUTRAL	0- 0		1- 0		0- 0				
<hr/>													
9- 2	0- 2	4- 0		NON-CONFERENCE	2- 0		2- 0		1- 0				
7- 1	0- 1	3- 0		HOME	2- 0		1- 0		1- 0				
0- 1	0- 1	0- 0		AWAY	0- 0		0- 0		0- 0				
2- 0	0- 0	1- 0		NEUTRAL	0- 0		1- 0		0- 0				
<hr/>													
10- 2	1- 1	0- 0		CONFERENCE	6- 1		3- 0		0- 0				
5- 0	1- 0	0- 0		HOME	2- 0		2- 0		0- 0				
5- 2	0- 1	0- 0		AWAY	4- 1		1- 0		0- 0				
0- 0	0- 0	0- 0		NEUTRAL	0- 0		0- 0		0- 0				
<hr/>													
RPI S	Opponent	Score		RPI S	Opponent	Score		RPI S	Opponent	Score			
9 A	Florida St.	0	3	26 N	Tulsa	3	2	60 H	Virginia Tech	3	0		
12 A	Florida	1	3	28 H	Western Ky.	3	0	64 H	Ohio	3	0		
16 H	Tennessee	3	2	38 H	Houston	3	1	67 A	Arkansas	3	1		
22 H	Cincinnati	0	3	49 H	Louisville	3	0	82 A	LSU	3	0		
								87 A	Georgia	3	1		
								87 H	Georgia	3	1		
								91 A	Auburn	3	2		
								91 H	Auburn	3	0		
								93 A	Mississippi St.	0	3		
<hr/>													
				LAST 10 GAMES									
				91 A Auburn		3	2	131 H Ole Miss				3	1
				87 A Georgia		3	1	82 A LSU				3	0
				93 A Mississippi St.		0	3	67 A Arkansas				3	1
				16 H Tennessee		3	2	102 A South Carolina				3	1
				136 H Alabama		3	0	12 A Florida				1	3

Non-Div. I Games:

Kentucky

Average RPI Win:	89	WON-LOST RECORD	WINNING PCT. RANK	LAST 10 GAMES	STRENGTH OF SCHEDULE	OPP. STRENGTH OF SCHEDULE	TEAM RPI	ADJ RPI	CONF. RPI	ADJ CONF. RPI		
DIV. I ONLY		18- 3	.85714	10	9- 1	27	14	11	.66946	16	4	4
DIV. I NON-CONF.		7- 2	.77778	47	0- 0	14	17	10	.67838	11	4	4
<hr/>												
TOTALS	RPI 1-25	RPI 26-50		W-L RECORDS		RPI 51-100		RPI 101-150		RPI 150+		
18- 3	1- 2	1- 1		OVERALL		10- 0		6- 0		0- 0		
7- 0	0- 0	0- 0		HOME		3- 0		4- 0		0- 0		
8- 2	1- 2	0- 0		AWAY		6- 0		1- 0		0- 0		
3- 1	0- 0	1- 1		NEUTRAL		1- 0		1- 0		0- 0		
<hr/>												
7- 2	0- 1	1- 1		NON-CONFERENCE		3- 0		3- 0		0- 0		
3- 0	0- 0	0- 0		HOME		1- 0		2- 0		0- 0		
1- 1	0- 1	0- 0		AWAY		1- 0		0- 0		0- 0		
3- 1	0- 0	1- 1		NEUTRAL		1- 0		1- 0		0- 0		
<hr/>												
11- 1	1- 1	0- 0		CONFERENCE		7- 0		3- 0		0- 0		
4- 0	0- 0	0- 0		HOME		2- 0		2- 0		0- 0		
7- 1	1- 1	0- 0		AWAY		5- 0		1- 0		0- 0		
0- 0	0- 0	0- 0		NEUTRAL		0- 0		0- 0		0- 0		
<hr/>												
RPI S	Opponent	Score		RPI S	Opponent	Score		RPI S	Opponent	Score		
1 A	Illinois	1	3	36 N	Dayton	3	2	60 A	Virginia Tech	3	1	
12 A	Florida	3	2	38 N	Houston	2	3	64 H	Ohio	3	2	
15 A	Kentucky	2	3					67 A	Arkansas	3	0	
								82 A	LSU	3	1	
								87 A	Georgia	3	1	
								87 H	Georgia	3	0	
								91 A	Auburn	3	1	
								91 H	Auburn	3	0	
								92 N	Seton Hall	3	0	
								93 A	Mississippi St.	3	0	
<hr/>												
LAST 10 GAMES												
				87 A	Georgia	3	1	136 H	Alabama	3	0	
				91 A	Auburn	3	1	67 A	Arkansas	3	0	
				93 A	Mississippi St.	3	0	82 A	LSU	3	1	
				15 A	Kentucky	2	3	12 A	Florida	3	2	
				131 H	Ole Miss	3	2	102 A	South Carolina	3	1	

Non-Div. I Games:

Tennessee

Average RPI Win: 87		WON-LOST	WINNING	LAST 10	STRENGTH OF		OPP. STRENGTH	TEAM	ADJ	CONF.	ADJ CONF.
Average RPI Loss: 13		RECORD	PCT. RANK	GAMES	SCHEDULE		OF SCHEDULE	RPI	RPI	RPI	RPI
DIV. I ONLY		14- 5	.73684	48	8- 2		10	11	17	.66638	17
DIV. I NON-CONF.		6- 5	.54545	151	0- 2		4	4	18	.66544	16
TOTALS		RPI 1-25	RPI 26-50		W-L RECORDS		RPI 51-100		RPI 101-150		RPI 150+
14- 5		2- 4	1- 1		OVERALL		6- 0		3- 0		2- 0
5- 1		1- 0	0- 1		HOME		4- 0		0- 0		0- 0
7- 3		0- 3	1- 0		AWAY		2- 0		2- 0		2- 0
2- 1		1- 1	0- 0		NEUTRAL		0- 0		1- 0		0- 0
6- 5		2- 4	1- 1		NON-CONFERENCE		2- 0		1- 0		0- 0
3- 1		1- 0	0- 1		HOME		2- 0		0- 0		0- 0
1- 3		0- 3	1- 0		AWAY		0- 0		0- 0		0- 0
2- 1		1- 1	0- 0		NEUTRAL		0- 0		1- 0		0- 0
8- 0		0- 0	0- 0		CONFERENCE		4- 0		2- 0		2- 0
2- 0		0- 0	0- 0		HOME		2- 0		0- 0		0- 0
6- 0		0- 0	0- 0		AWAY		2- 0		2- 0		2- 0
0- 0		0- 0	0- 0		NEUTRAL		0- 0		0- 0		0- 0
RPI S	Opponent	Score		RPI S	Opponent	Score		RPI S	Opponent	Score	
5 A	Texas	1	3	27 H	Miami (FL)	1	3	54 A	BYU	3	1
7 A	Hawaii	1	3	36 A	Dayton	3	2	54 H	BYU	3	1
7 A	Hawaii	1	3					65 H	UC Santa Barbara	3	0
9 N	Florida St.	3	1					71 A	San Francisco	3	1
14 H	UCLA	3	2					75 H	St. Mary's (CA)	3	2
19 N	Michigan	2	3					87 H	Georgia	3	1
				LAST 10 GAMES							
				54 A	BYU	3	1	75 H	St. Mary's (CA)	3	2
				71 A	San Francisco	3	1	199 A	Gonzaga	3	1
				104 A	Santa Clara	3	1	188 A	Portland	3	2
				54 H	BYU	3	1	7 A	Hawaii	1	3
				137 A	Loyola Marymount	3	0	7 A	Hawaii	1	3

Non-Div. I Games:

Pepperdine

Average RPI Win:		108	WON-LOST RECORD		WINNING PCT. RANK		LAST 10 GAMES		STRENGTH OF SCHEDULE		OPP. STRENGTH OF SCHEDULE		TEAM RPI		ADJ RPI		CONF. RPI		ADJ CONF. RPI					
DIV. I ONLY			22- 1		.95652		1		9- 1		79		46		16		.66347		18		6		6	
DIV. I NON-CONF.			15- 0		1		1		2- 0		60		34		9		.68173		10		6		6	
TOTALS		RPI 1-25		RPI 26-50				W-L RECORDS				RPI 51-100				RPI 101-150				RPI 150+				
22- 1		1- 0		2- 0				OVERALL				7- 1				7- 0				5- 0				
12- 0		0- 0		1- 0				HOME				4- 0				4- 0				3- 0				
6- 1		1- 0		1- 0				AWAY				2- 1				1- 0				1- 0				
4- 0		0- 0		0- 0				NEUTRAL				1- 0				2- 0				1- 0				
15- 0		1- 0		2- 0				NON-CONFERENCE				4- 0				5- 0				3- 0				
8- 0		0- 0		1- 0				HOME				3- 0				3- 0				1- 0				
3- 0		1- 0		1- 0				AWAY				0- 0				0- 0				1- 0				
4- 0		0- 0		0- 0				NEUTRAL				1- 0				2- 0				1- 0				
7- 1		0- 0		0- 0				CONFERENCE				3- 1				2- 0				2- 0				
4- 0		0- 0		0- 0				HOME				1- 0				1- 0				2- 0				
3- 1		0- 0		0- 0				AWAY				2- 1				1- 0				0- 0				
0- 0		0- 0		0- 0				NEUTRAL				0- 0				0- 0				0- 0				
RPI	S	Opponent				Score		RPI	S	Opponent				Score		RPI	S	Opponent				Score		
23	A	North Carolina				3 0		39	H	Missouri St.				3 0		54	A	BYU				3 1		
								44	A	Duke				3 1		54	H	BYU				3 0		
																65	H	UC Santa Barbara				3 0		
																68	H	Northeastern				3 0		
																71	A	San Francisco				0 3		
																75	A	St. Mary's (CA)				3 2		
																81	N	Cal Poly				3 2		
																94	H	San Diego St.				3 2		

Non-Div. I Games:

San Diego

Average RPI Win:	86	WON-LOST RECORD	WINNING PCT. RANK	LAST 10 GAMES	STRENGTH OF SCHEDULE	OPP. STRENGTH OF SCHEDULE	TEAM RPI	ADJ RPI	CONF. RPI	ADJ CONF. RPI		
DIV. I ONLY		15- 7	.68182	70	3- 7	5	7	18	.66276	19	1	1
DIV. I NON-CONF.		12- 0	1	1	0- 0	16	26	6	.73027	6	1	1
<hr/>												
TOTALS	RPI 1-25	RPI 26-50		W-L RECORDS		RPI 51-100		RPI 101-150		RPI 150+		
15- 7	3- 5	1- 2		OVERALL		5- 0		5- 0		1- 0		
4- 3	1- 2	0- 1		HOME		1- 0		2- 0		0- 0		
6- 4	0- 3	1- 1		AWAY		3- 0		2- 0		0- 0		
5- 0	2- 0	0- 0		NEUTRAL		1- 0		1- 0		1- 0		
12- 0	3- 0	1- 0		NON-CONFERENCE		4- 0		3- 0		1- 0		
3- 0	1- 0	0- 0		HOME		1- 0		1- 0		0- 0		
4- 0	0- 0	1- 0		AWAY		2- 0		1- 0		0- 0		
5- 0	2- 0	0- 0		NEUTRAL		1- 0		1- 0		1- 0		
3- 7	0- 5	0- 2		CONFERENCE		1- 0		2- 0		0- 0		
1- 3	0- 2	0- 1		HOME		0- 0		1- 0		0- 0		
2- 4	0- 3	0- 1		AWAY		1- 0		1- 0		0- 0		
0- 0	0- 0	0- 0		NEUTRAL		0- 0		0- 0		0- 0		
RPI	S	Opponent	Score	RPI	S	Opponent	Score	RPI	S	Opponent	Score	
1	A	Illinois	1 3	31	A	Michigan St.	1 3	73	A	Morehead St.	3 1	
2	H	Nebraska	0 3	36	A	Dayton	3 0	73	A	Morehead St.	3 0	
6	H	Minnesota	2 3	48	H	Wisconsin	1 3	81	N	Cal Poly	3 0	
9	N	Florida St.	3 0					89	H	Xavier	3 1	
11	A	Penn St.	0 3					97	A	Northwestern	3 2	
13	A	Purdue	0 3									
17	N	Pepperdine	3 2									
20	H	Texas A&M	3 0									
<hr/>												
LAST 10 GAMES												
11	A	Penn St.	0 3	6	H	Minnesota	2 3					
31	A	Michigan St.	1 3	2	H	Nebraska	0 3					
97	A	Northwestern	3 2	112	H	Iowa	3 0					
1	A	Illinois	1 3	13	A	Purdue	0 3					
48	H	Wisconsin	1 3	125	A	Indiana	3 0					

Non-Div. I Games:

Michigan

Average RPI Win: 100		WON-LOST RECORD	WINNING PCT. RANK		LAST 10 GAMES		STRENGTH OF SCHEDULE		OPP. STRENGTH OF SCHEDULE		TEAM RPI	ADJ RPI	CONF. RPI	ADJ CONF. RPI					
Average RPI Loss: 31																			
DIV. I ONLY		16- 5	.7619	37	6- 4		15		20		20	.65397	20	2	2				
DIV. I NON-CONF.		11- 2	.84615	26	1- 1		73		49		29	.63069	28	2	2				
TOTALS		RPI 1-25	RPI 26-50		W-L RECORDS		RPI 51-100		RPI 101-150		RPI 150+								
16- 5		2- 3	3- 1		OVERALL		3- 1		5- 0		3- 0								
7- 1		1- 1	2- 0		HOME		3- 0		1- 0		0- 0								
4- 3		0- 2	1- 1		AWAY		0- 0		2- 0		1- 0								
5- 1		1- 0	0- 0		NEUTRAL		0- 1		2- 0		2- 0								
11- 2		1- 1	0- 0		NON-CONFERENCE		3- 1		4- 0		3- 0								
4- 0		0- 0	0- 0		HOME		3- 0		1- 0		0- 0								
2- 1		0- 1	0- 0		AWAY		0- 0		1- 0		1- 0								
5- 1		1- 0	0- 0		NEUTRAL		0- 1		2- 0		2- 0								
5- 3		1- 2	3- 1		CONFERENCE		0- 0		1- 0		0- 0								
3- 1		1- 1	2- 0		HOME		0- 0		0- 0		0- 0								
2- 2		0- 1	1- 1		AWAY		0- 0		1- 0		0- 0								
0- 0		0- 0	0- 0		NEUTRAL		0- 0		0- 0		0- 0								
RPI	S	Opponent	Score		RPI	S	Opponent	Score		RPI	S	Opponent	Score						
3	H	Iowa St.	1	3	33	H	Kansas St.	3	0	63	H	Creighton	3	0	103	A	Texas Tech	3	2
5	A	Texas	0	3	37	A	Missouri	1	3	63	H	Creighton	3	1	113	N	Washington St.	3	0
19	A	Michigan	0	3	40	A	Kansas	3	2	85	H	UTSA	3	0	117	H	Houston Baptist	3	0
21	H	Oklahoma	3	2	46	H	Baylor	3	2	89	N	Xavier	2	3	132	N	Toledo	3	0
23	N	Northern Ill.	3	1											134	A	Stephen F. Austin	3	1
															188	A	Portland	3	1
															193	N	Butler	3	0
															244	N	Nevada	3	0
LAST 10 GAMES																			
					3	H	Iowa St.	1	3	33	H	Kansas St.	3	0					
					103	A	Texas Tech	3	2	46	H	Baylor	3	2					
					21	H	Oklahoma	3	2	37	A	Missouri	1	3					
					40	A	Kansas	3	2	117	H	Houston Baptist	3	0					
					5	A	Texas	0	3	19	A	Michigan	0	3					

Non-Div. I Games:

Texas A&M

O
k
l
a
h
o
m
a

Oklahoma

Average RPI Win:	126	WON-LOST RECORD	WINNING PCT. RANK	LAST 10 GAMES	STRENGTH OF SCHEDULE	OPP. STRENGTH OF SCHEDULE	TEAM RPI	ADJ RPI	CONF. RPI	ADJ CONF. RPI		
DIV. I ONLY		16- 8	.66667	75	8- 2	11	29	27	.64301	22	12	12
DIV. I NON-CONF.		9- 6	.6	118	1- 0	2	11	11	.68419	9	11	11
<hr/>												
TOTALS	RPI 1-25	RPI 26-50		W-L RECORDS		RPI 51-100		RPI 101-150		RPI 150+		
16- 8	2- 6	2- 1		OVERALL		2- 1		3- 0		7- 0		
6- 0	0- 0	1- 0		HOME		0- 0		1- 0		4- 0		
5- 5	1- 3	1- 1		AWAY		0- 1		0- 0		3- 0		
5- 3	1- 3	0- 0		NEUTRAL		2- 0		2- 0		0- 0		
<hr/>												
9- 6	2- 6	1- 0		NON-CONFERENCE		2- 0		2- 0		2- 0		
2- 0	0- 0	1- 0		HOME		0- 0		0- 0		1- 0		
2- 3	1- 3	0- 0		AWAY		0- 0		0- 0		1- 0		
5- 3	1- 3	0- 0		NEUTRAL		2- 0		2- 0		0- 0		
<hr/>												
7- 2	0- 0	1- 1		CONFERENCE		0- 1		1- 0		5- 0		
4- 0	0- 0	0- 0		HOME		0- 0		1- 0		3- 0		
3- 2	0- 0	1- 1		AWAY		0- 1		0- 0		2- 0		
0- 0	0- 0	0- 0		NEUTRAL		0- 0		0- 0		0- 0		
<hr/>												
RPI S	Opponent	Score	RPI S	Opponent	Score	RPI S	Opponent	Score	RPI S	Opponent	Score	
1 A	Illinois	0 3	28 H	Western Ky.	3 2	56 N	Rice	3 2	116 N	IUPUI	3 0	
3 N	Iowa St.	1 3	47 A	Notre Dame	3 1	74 N	Pacific	3 0	122 N	Sam Houston St.	3 1	
4 N	UNI	1 3	49 A	Louisville	0 3	92 A	Seton Hall	0 3	141 H	Pittsburgh	3 0	
7 A	Hawaii	0 3							171 H	West Virginia	3 0	
13 N	Purdue	0 3							173 H	Evansville	3 2	
15 A	Kentucky	3 0							177 A	North Texas	3 0	
21 N	Oklahoma	3 1							185 H	Connecticut	3 0	
23 A	Northern Ill.	0 3							212 H	St. John's (NY)	3 0	
									236 A	Rutgers	3 1	
									239 A	DePaul	3 0	
<hr/>												
LAST 10 GAMES												
171 H West Virginia						236 A Rutgers 3 1						
141 H Pittsburgh						239 A DePaul 3 0						
28 H Western Ky.						47 A Notre Dame 3 1						
49 A Louisville						212 H St. John's (NY) 3 0						
92 A Seton Hall						185 H Connecticut 3 0						

Average RPI Win:		134	WON-LOST RECORD		WINNING PCT. RANK		LAST 10 GAMES		STRENGTH OF SCHEDULE		OPP. STRENGTH OF SCHEDULE		TEAM RPI		ADJ RPI		CONF. RPI		ADJ CONF. RPI		
DIV. I ONLY			19- 5		.79167 26		8- 2		46		53		24		.63974 23		7		8		
DIV. I NON-CONF.			11- 3		.78571 43		0- 0		31		31		21		.65142 22		10		10		
TOTALS		RPI 1-25		RPI 26-50		W-L RECORDS		RPI 51-100		RPI 101-150		RPI 150+									
19- 5		1- 3		2- 1		OVERALL		3- 1		4- 0		9- 0									
9- 3		1- 2		1- 0		HOME		1- 1		2- 0		4- 0									
8- 1		0- 0		0- 1		AWAY		2- 0		2- 0		4- 0									
2- 1		0- 1		1- 0		NEUTRAL		0- 0		0- 0		1- 0									
11- 3		1- 3		1- 0		NON-CONFERENCE		2- 0		2- 0		5- 0									
4- 2		1- 2		0- 0		HOME		0- 0		1- 0		2- 0									
5- 0		0- 0		0- 0		AWAY		2- 0		1- 0		2- 0									
2- 1		0- 1		1- 0		NEUTRAL		0- 0		0- 0		1- 0									
8- 2		0- 0		1- 1		CONFERENCE		1- 1		2- 0		4- 0									
5- 1		0- 0		1- 0		HOME		1- 1		1- 0		2- 0									
3- 1		0- 0		0- 1		AWAY		0- 0		1- 0		2- 0									
0- 0		0- 0		0- 0		NEUTRAL		0- 0		0- 0		0- 0									
RPI	S	Opponent		Score		RPI	S	Opponent		Score		RPI	S	Opponent		Score					
3	H	Iowa St.		1	3	30	A	Ball St.		2	3	63	A	Creighton		3	0				
4	H	UNI		0	3	34	H	Western Mich.		3	0	64	H	Ohio		3	0				
20	N	Texas A&M		1	3	35	N	Marquette		3	1	69	H	Eastern Mich.		1	3				
22	H	Cincinnati		3	0							72	A	Milwaukee		3	0				
						LAST 10 GAMES															
						64 H Ohio						3	0	34 H Western Mich.						3	0
						237 H Kent St.						3	0	132 A Toledo						3	1
						213 A Buffalo						3	0	30 A Ball St.						2	3
						197 A Akron						3	2	69 H Eastern Mich.						1	3
						156 H Miami (OH)						3	0	105 H Central Mich.						3	0

Non-Div. I Games:

Northern Ill.

Average RPI Win:		106	WON-LOST RECORD		WINNING PCT. RANK		LAST 10 GAMES		STRENGTH OF SCHEDULE		OPP. STRENGTH OF SCHEDULE		TEAM RPI		ADJ RPI		CONF. RPI		ADJ CONF. RPI					
DIV. I ONLY			17- 5		.77273		34		8- 2		33		21		22		.63974		23		5		5	
DIV. I NON-CONF.			8- 3		.72727		59		0- 0		26		21		25		.64033		25		5		5	
TOTALS		RPI 1-25		RPI 26-50				W-L RECORDS				RPI 51-100				RPI 101-150				RPI 150+				
17- 5		0- 3		2- 2				OVERALL				6- 0				5- 0				4- 0				
8- 3		0- 2		1- 1				HOME				2- 0				3- 0				2- 0				
6- 2		0- 1		1- 1				AWAY				2- 0				2- 0				1- 0				
3- 0		0- 0		0- 0				NEUTRAL				2- 0				0- 0				1- 0				
8- 3		0- 2		1- 1				NON-CONFERENCE				3- 0				2- 0				2- 0				
4- 2		0- 1		0- 1				HOME				1- 0				2- 0				1- 0				
1- 1		0- 1		1- 0				AWAY				0- 0				0- 0				0- 0				
3- 0		0- 0		0- 0				NEUTRAL				2- 0				0- 0				1- 0				
9- 2		0- 1		1- 1				CONFERENCE				3- 0				3- 0				2- 0				
4- 1		0- 1		1- 0				HOME				1- 0				1- 0				1- 0				
5- 1		0- 0		0- 1				AWAY				2- 0				2- 0				1- 0				
0- 0		0- 0		0- 0				NEUTRAL				0- 0				0- 0				0- 0				
RPI	S	Opponent		Score		RPI	S	Opponent		Score		RPI	S	Opponent		Score		RPI	S	Opponent		Score		
9	H	Florida St.		1	3	26	H	Tulsa		1	3	57	H	Saint Louis		3	0	114	H	Arizona St.		3	0	
12	A	Florida		0	3	27	H	Miami (FL)		3	2	59	A	Georgia Tech		3	0	124	H	North Carolina St.		3	2	
18	H	San Diego		0	3	34	A	Western Mich.		3	0	60	H	Virginia Tech		3	0	129	A	Maryland		3	0	
						44	A	Duke		0	3	62	A	Clemson		3	2	133	H	Ga. Southern		3	0	
												91	N	Auburn		3	0	146	A	Boston College		3	0	
												92	N	Seton Hall		3	0	155	H	Virginia		3	0	
																		156	H	Miami (OH)		3	0	
																		176	N	Liberty		3	1	
																		182	A	Wake Forest		3	1	
						LAST 10 GAMES																		
						182 A Wake Forest						3	1	9 H Florida St.						1	3			
						44 A Duke						0	3	124 H North Carolina St.						3	2			
						155 H Virginia						3	0	59 A Georgia Tech						3	0			
						60 H Virginia Tech						3	0	62 A Clemson						3	2			
						27 H Miami (FL)						3	2	146 A Boston College						3	0			

Non-Div. I Games:

North Carolina

Average RPI Win:	128	WON-LOST RECORD	WINNING PCT. RANK	LAST 10 GAMES	STRENGTH OF SCHEDULE	OPP. STRENGTH OF SCHEDULE	TEAM RPI	ADJ RPI	CONF. RPI	ADJ CONF. RPI			
DIV. I ONLY		21- 2	.91304	6	8- 2	113	28	23	.63921	25	3	3	
DIV. I NON-CONF.		10- 0	1	1	0- 0	251	118	52	.59318	56	3	3	
<hr/>													
TOTALS	RPI 1-25	RPI 26-50		W-L RECORDS		RPI 51-100		RPI 101-150		RPI 150+			
21- 2	1- 2	4- 0		OVERALL		1- 0		7- 0		8- 0			
14- 0	1- 0	2- 0		HOME		1- 0		5- 0		5- 0			
5- 2	0- 2	2- 0		AWAY		0- 0		2- 0		1- 0			
2- 0	0- 0	0- 0		NEUTRAL		0- 0		0- 0		2- 0			
10- 0	0- 0	0- 0		NON-CONFERENCE		1- 0		2- 0		7- 0			
7- 0	0- 0	0- 0		HOME		1- 0		2- 0		4- 0			
1- 0	0- 0	0- 0		AWAY		0- 0		0- 0		1- 0			
2- 0	0- 0	0- 0		NEUTRAL		0- 0		0- 0		2- 0			
11- 2	1- 2	4- 0		CONFERENCE		0- 0		5- 0		1- 0			
7- 0	1- 0	2- 0		HOME		0- 0		3- 0		1- 0			
4- 2	0- 2	2- 0		AWAY		0- 0		2- 0		0- 0			
0- 0	0- 0	0- 0		NEUTRAL		0- 0		0- 0		0- 0			
RPI	S	Opponent	Score	RPI	S	Opponent	Score	RPI	S	Opponent	Score		
8	H	Stanford	3 1	29	A	Oregon	3 0	83	H	FIU	3 0		
10	A	Southern California	0 3	32	H	Washington	3 1			110	A	Oregon St.	3 1
14	A	UCLA	1 3	41	A	Arizona	3 0			113	H	Washington St.	3 0
				41	H	Arizona	3 0			114	A	Arizona St.	3 0
										114	H	Arizona St.	3 1
										120	H	Georgetown	3 0
										126	H	Utah	3 0
										138	H	Sacramento St.	3 0
										155	A	Virginia	3 0
										160	H	Colorado	3 0
										186	H	UC Riverside	3 0
										187	N	Long Island	3 0
										204	H	Fairfield	3 0
										215	H	Texas-Arlington	3 0
										244	H	Nevada	3 0
										266	N	East Carolina	3 0
				LAST 10 GAMES									
				41	A	Arizona	3 0	29	A	Oregon	3 0		
				114	A	Arizona St.	3 0	114	H	Arizona St.	3 1		
				113	H	Washington St.	3 0	41	H	Arizona	3 0		
				32	H	Washington	3 1	14	A	UCLA	1 3		
				110	A	Oregon St.	3 1	10	A	Southern California	0 3		

Non-Div. I Games:

California

Average RPI Win:		122	WON-LOST RECORD		WINNING PCT. RANK		LAST 10 GAMES		STRENGTH OF SCHEDULE		OPP. STRENGTH OF SCHEDULE		TEAM RPI		ADJ RPI		CONF. RPI		ADJ CONF. RPI				
Average RPI Loss:		48																					
DIV. I ONLY			19- 5		.79167 26		9- 1		49		60		26		.63897 26		11		11				
DIV. I NON-CONF.			9- 4		.69231 79		0- 0		23		30		27		.63809 26		9		9				
TOTALS		RPI 1-25		RPI 26-50		W-L RECORDS		RPI 51-100		RPI 101-150		RPI 150+											
19- 5		1- 3		2- 0		OVERALL		6- 1		5- 1		5- 0											
8- 2		0- 0		2- 0		HOME		1- 1		2- 1		3- 0											
7- 1		1- 1		0- 0		AWAY		3- 0		2- 0		1- 0											
4- 2		0- 2		0- 0		NEUTRAL		2- 0		1- 0		1- 0											
9- 4		1- 3		1- 0		NON-CONFERENCE		3- 1		1- 0		3- 0											
3- 1		0- 0		1- 0		HOME		0- 1		0- 0		2- 0											
2- 1		1- 1		0- 0		AWAY		1- 0		0- 0		0- 0											
4- 2		0- 2		0- 0		NEUTRAL		2- 0		1- 0		1- 0											
10- 1		0- 0		1- 0		CONFERENCE		3- 0		4- 1		2- 0											
5- 1		0- 0		1- 0		HOME		1- 0		2- 1		1- 0											
5- 0		0- 0		0- 0		AWAY		2- 0		2- 0		1- 0											
0- 0		0- 0		0- 0		NEUTRAL		0- 0		0- 0		0- 0											
RPI	S	Opponent		Score		RPI	S	Opponent		Score		RPI	S	Opponent		Score							
1	N	Illinois		2	3	38	H	Houston		3	0	53	A	Middle Tenn.		3	2	106	A	UTEP	3	0	
9	A	Florida St.		1	3	50	H	North Dakota St.		3	0	56	H	Rice		3	0	109	N	Albany (NY)	3	0	
15	N	Kentucky		2	3							57	N	Saint Louis		3	1	135	H	SMU	1	3	
23	A	North Carolina		3	1							58	A	UAB		3	0	142	H	Southern Miss.	3	0	
												80	H	UC Davis		0	3	142	H	Southern Miss.	3	0	
												81	N	Cal Poly		3	1	145	A	Memphis	3	0	
												90	A	UCF		3	1	156	N	Miami (OH)	3	0	
																		206	H	Marshall	3	0	
																		215	H	Texas-Arlington	3	0	
																		266	A	East Carolina	3	0	
																		316	H	Ark.-Pine Bluff	3	0	
						LAST 10 GAMES																	
						266 A East Carolina						142 H Southern Miss.						3 0					
						206 H Marshall						135 H SMU						1 3					
						145 A Memphis						56 H Rice						3 0					
						58 A UAB						38 H Houston						3 0					
						142 H Southern Miss.						90 A UCF						3 1					

Non-Div. I Games:

Tulsa

Non-Div. I Games:

Miami (FL)

Average RPI Win:	152	WON-LOST	WINNING	LAST 10	STRENGTH OF	OPP. STRENGTH	TEAM	ADJ	CONF.	ADJ CONF.		
Average RPI Loss:	30	RECORD	PCT. RANK	GAMES	SCHEDULE	OF SCHEDULE	RPI	RPI	RPI	RPI		
DIV. I ONLY		23- 3	.88462	7	8- 2	78	124	25	.633	28	16	16
DIV. I NON-CONF.		13- 2	.86667	25	0- 1	32	70	15	.66074	17	17	16
<hr/>												
TOTALS	RPI 1-25	RPI 26-50		W-L RECORDS		RPI 51-100		RPI 101-150		RPI 150+		
23- 3	0- 2	1- 0		OVERALL		8- 1		3- 0		11- 0		
9- 1	0- 0	0- 0		HOME		3- 1		0- 0		6- 0		
7- 2	0- 2	0- 0		AWAY		2- 0		1- 0		4- 0		
7- 0	0- 0	1- 0		NEUTRAL		3- 0		2- 0		1- 0		
13- 2	0- 2	1- 0		NON-CONFERENCE		5- 0		3- 0		4- 0		
4- 0	0- 0	0- 0		HOME		2- 0		0- 0		2- 0		
3- 2	0- 2	0- 0		AWAY		1- 0		1- 0		1- 0		
6- 0	0- 0	1- 0		NEUTRAL		2- 0		2- 0		1- 0		
10- 1	0- 0	0- 0		CONFERENCE		3- 1		0- 0		7- 0		
5- 1	0- 0	0- 0		HOME		1- 1		0- 0		4- 0		
4- 0	0- 0	0- 0		AWAY		1- 0		0- 0		3- 0		
1- 0	0- 0	0- 0		NEUTRAL		1- 0		0- 0		0- 0		
RPI S	Opponent	Score	RPI S	Opponent	Score	RPI S	Opponent	Score	RPI S	Opponent	Score	
15 A	Kentucky	0 3	37 N	Missouri	3 1	53 H	Middle Tenn.	1 3	107 N	Villanova	3 0	
22 A	Cincinnati	2 3				60 N	Virginia Tech	3 0	128 A	American	3 0	
						64 N	Ohio	3 1	138 N	Sacramento St.	3 0	
						77 A	Lipscomb	3 0	152 A	Belmont	3 1	
						82 H	LSU	3 1	157 H	Troy	3 0	
						83 A	FIU	3 0	175 H	Tennessee St.	3 0	
						83 H	FIU	3 0	182 H	Wake Forest	3 0	
						88 N	Arkansas St.	3 0	217 H	UALR	3 2	
						89 H	Xavier	3 1	245 A	La.-Monroe	3 0	
									248 H	South Ala.	3 0	
									250 A	La.-Lafayette	3 0	
									271 A	Fla. Atlantic	3 0	
									271 H	Fla. Atlantic	3 0	
									287 N	Murray St.	3 0	
<hr/>												
LAST 10 GAMES												
245 A	La.-Monroe	3 0	248 H	South Ala.	3 0							
250 A	La.-Lafayette	3 0	157 H	Troy	3 0							
22 A	Cincinnati	2 3	53 H	Middle Tenn.	1 3							
271 H	Fla. Atlantic	3 0	271 A	Fla. Atlantic	3 0							
83 H	FIU	3 0	83 A	FIU	3 0							

Non-Div. I Games:

Western Ky.

Average RPI Win:	119	WON-LOST	WINNING		LAST 10	STRENGTH OF		OPP. STRENGTH	TEAM	ADJ	CONF.	ADJ CONF.		
Average RPI Loss:	16	RECORD	PCT. RANK	GAMES		SCHEDULE		OF SCHEDULE	RPI	RPI	RPI	RPI		
DIV. I ONLY		14- 6	.7	62	5- 5	28		18	30	.62791	29	3	3	
DIV. I NON-CONF.		7- 1	.875	22	0- 0	89		35	26	.63492	27	3	3	

TOTALS		RPI 1-25		RPI 26-50		W-L RECORDS		RPI 51-100		RPI 101-150		RPI 150+		
14- 6		1- 5		2- 1		OVERALL		2- 0		5- 0		4- 0		
7- 2		0- 2		2- 0		HOME		1- 0		2- 0		2- 0		
6- 3		1- 2		0- 1		AWAY		1- 0		3- 0		1- 0		
1- 1		0- 1		0- 0		NEUTRAL		0- 0		0- 0		1- 0		
7- 1		1- 1		0- 0		NON-CONFERENCE		2- 0		1- 0		3- 0		
3- 0		0- 0		0- 0		HOME		1- 0		0- 0		2- 0		
3- 0		1- 0		0- 0		AWAY		1- 0		1- 0		0- 0		
1- 1		0- 1		0- 0		NEUTRAL		0- 0		0- 0		1- 0		
7- 5		0- 4		2- 1		CONFERENCE		0- 0		4- 0		1- 0		
4- 2		0- 2		2- 0		HOME		0- 0		2- 0		0- 0		
3- 3		0- 2		0- 1		AWAY		0- 0		2- 0		1- 0		
0- 0		0- 0		0- 0		NEUTRAL		0- 0		0- 0		0- 0		
RPI S	Opponent		Score		RPI S	Opponent		Score		RPI S	Opponent		Score	
6 N	Minnesota		2	3	32 A	Washington		0	3	81 H	Cal Poly		3	0
8 H	Stanford		1	3	32 H	Washington		3	0	96 A	Delaware		3	0
10 A	Southern California		1	3	41 H	Arizona		3	0					
11 A	Penn St.		3	1										
14 A	UCLA		1	3										
25 H	California		0	3										
			</											

Non-Div. I Games:

Oregon

Average RPI Win:		154	WON-LOST RECORD		WINNING PCT. RANK		LAST 10 GAMES		STRENGTH OF SCHEDULE		OPP. STRENGTH OF SCHEDULE		TEAM RPI		ADJ RPI		CONF. RPI		ADJ CONF. RPI	
DIV. I ONLY			20- 3		.86957 9		9- 1		88		109		29		.62505 30		7		8	
DIV. I NON-CONF.			11- 2		.84615 26		0- 0		130		115		48		.59652 52		10		10	
TOTALS		RPI 1-25		RPI 26-50				W-L RECORDS		RPI 51-100				RPI 101-150				RPI 150+		
20- 3		1- 1		1- 1				OVERALL		3- 1				5- 0				10- 0		
7- 0		1- 0		1- 0				HOME		1- 0				2- 0				2- 0		
6- 3		0- 1		0- 1				AWAY		1- 1				3- 0				2- 0		
7- 0		0- 0		0- 0				NEUTRAL		1- 0				0- 0				6- 0		
11- 2		0- 1		0- 1				NON-CONFERENCE		2- 0				2- 0				7- 0		
2- 0		0- 0		0- 0				HOME		1- 0				0- 0				1- 0		
2- 2		0- 1		0- 1				AWAY		0- 0				2- 0				0- 0		
7- 0		0- 0		0- 0				NEUTRAL		1- 0				0- 0				6- 0		
9- 1		1- 0		1- 0				CONFERENCE		1- 1				3- 0				3- 0		
5- 0		1- 0		1- 0				HOME		0- 0				2- 0				1- 0		
4- 1		0- 0		0- 0				AWAY		1- 1				1- 0				2- 0		
0- 0		0- 0		0- 0				NEUTRAL		0- 0				0- 0				0- 0		
RPI S	Opponent		Score		RPI S	Opponent		Score		RPI S	Opponent		Score		RPI S	Opponent		Score		
13 A	Purdue		1	3	31 A	Michigan St.		0	3	64 A	Ohio		3	1	105 A	Central Mich.		3	0	
23 H	Northern Ill.		3	2	34 H	Western Mich.		3	1	69 A	Eastern Mich.		1	3	116 A	IUPUI		3	0	
										76 H	IPFW		3	1	123 H	Bowling Green		3	0	
										99 N	Sacred Heart		3	1	132 H	Toledo		3	1	
															139 A	Valparaiso		3	0	
															156 H	Miami (OH)		3	1	
															173 N	Evansville		3	2	
															181 N	VCU		3	1	
															196 N	A&M-Corpus Christi		3	0	
															197 A	Akron		3	1	
															229 N	Western Caro.		3	0	
															237 A	Kent St.		3	0	
															258 N	Jacksonville St.		3	1	
															261 H	Loyola Chicago		3	0	
															287 N	Murray St.		3	0	
LAST 10 GAMES																				
					123 H	Bowling Green		3	0	105 A	Central Mich.		3	0						
					156 H	Miami (OH)		3	1	34 H	Western Mich.		3	1						
					237 A	Kent St.		3	0	23 H	Northern Ill.		3	2						
					64 A	Ohio		3	1	197 A	Akron		3	1						
					69 A	Eastern Mich.		1	3	132 H	Toledo		3	1						

Non-Div. I Games:

Ball St.

[illegible]

Non-Div. I Games:

Michigan St.

Average RPI Win: 142		WON-LOST	WINNING	LAST 10	STRENGTH OF		OPP. STRENGTH	TEAM	ADJ	CONF.	ADJ CONF.
Average RPI Loss: 18		RECORD	PCT. RANK	GAMES	SCHEDULE		OF SCHEDULE	RPI	RPI	RPI	RPI
DIV. I ONLY		16- 4	.8	24	73		64	33	.62436	32	3
DIV. I NON-CONF.		8- 0	1	1	217		229	50	.59737	51	3
TOTALS		RPI 1-25	RPI 26-50		W-L RECORDS		RPI 51-100		RPI 101-150		RPI 150+
16- 4		1- 3	2- 1		OVERALL		1- 0		4- 0		8- 0
7- 1		1- 1	1- 0		HOME		0- 0		2- 0		3- 0
5- 3		0- 2	1- 1		AWAY		1- 0		2- 0		1- 0
4- 0		0- 0	0- 0		NEUTRAL		0- 0		0- 0		4- 0
8- 0		0- 0	0- 0		NON-CONFERENCE		1- 0		0- 0		7- 0
2- 0		0- 0	0- 0		HOME		0- 0		0- 0		2- 0
2- 0		0- 0	0- 0		AWAY		1- 0		0- 0		1- 0
4- 0		0- 0	0- 0		NEUTRAL		0- 0		0- 0		4- 0
8- 4		1- 3	2- 1		CONFERENCE		0- 0		4- 0		1- 0
5- 1		1- 1	1- 0		HOME		0- 0		2- 0		1- 0
3- 3		0- 2	1- 1		AWAY		0- 0		2- 0		0- 0
0- 0		0- 0	0- 0		NEUTRAL		0- 0		0- 0		0- 0
RPI S	Opponent	Score	RPI S	Opponent	Score	RPI S	Opponent	Score	RPI S	Opponent	Score
8 A	Stanford	0 3	29 A	Oregon	0 3	51 A	Long Beach St.	3 1	110 A	Oregon St.	3 0
10 H	Southern California	0 3	29 H	Oregon	3 0				110 H	Oregon St.	3 0
14 H	UCLA	3 0	41 A	Arizona	3 0				114 A	Arizona St.	3 0
25 A	California	1 3							126 H	Utah	3 0
									154 H	Fresno St.	3 0
									160 H	Colorado	3 0
									169 N	Boise St.	3 0
									199 A	Gonzaga	3 0
									200 N	Portland St.	3 0
									232 N	UMBC	3 0
									269 H	Seattle	3 0
									297 N	Prairie View	3 0
LAST 10 GAMES											
	29 A Oregon	0 3		160 H Colorado	3 0						
	110 A Oregon St.	3 0		110 H Oregon St.	3 0						
	8 A Stanford	0 3		29 H Oregon	3 0						
	25 A California	1 3		114 A Arizona St.	3 0						
	126 H Utah	3 0		41 A Arizona	3 0						

Non-Div. I Games:

Washington

Average RPI Win: 113		WON-LOST	WINNING	LAST 10	STRENGTH OF	OPP. STRENGTH	TEAM	ADJ	CONF.	ADJ CONF.					
Average RPI Loss: 30		RECORD	PCT. RANK	GAMES	SCHEDULE	OF SCHEDULE	RPI	RPI	RPI	RPI					
DIV. I ONLY		15- 7	.68182	70	6- 4	22	22	34	.62406	33	2	2			
DIV. I NON-CONF.		11- 3	.78571	43	2- 0	92	58	41	.60654	43	2	2			
<hr/>															
TOTALS		RPI 1-25	RPI 26-50		W-L RECORDS		RPI 51-100		RPI 101-150		RPI 150+				
15- 7		0- 4	4- 1		OVERALL		2- 2		6- 0		3- 0				
5- 3		0- 2	1- 0		HOME		1- 1		2- 0		1- 0				
5- 3		0- 2	3- 0		AWAY		1- 1		1- 0		0- 0				
5- 1		0- 0	0- 1		NEUTRAL		0- 0		3- 0		2- 0				
11- 3		0- 0	1- 1		NON-CONFERENCE		2- 2		5- 0		3- 0				
4- 1		0- 0	0- 0		HOME		1- 1		2- 0		1- 0				
2- 1		0- 0	1- 0		AWAY		1- 1		0- 0		0- 0				
5- 1		0- 0	0- 1		NEUTRAL		0- 0		3- 0		2- 0				
4- 4		0- 4	3- 0		CONFERENCE		0- 0		1- 0		0- 0				
1- 2		0- 2	1- 0		HOME		0- 0		0- 0		0- 0				
3- 2		0- 2	2- 0		AWAY		0- 0		1- 0		0- 0				
0- 0		0- 0	0- 0		NEUTRAL		0- 0		0- 0		0- 0				
RPI	S	Opponent	Score	RPI	S	Opponent	Score	RPI	S	Opponent	Score				
3	H	Iowa St.	0 3	37	A	Missouri	3 2	54	H	BYU	0 3	103	A	Texas Tech	3 0
5	H	Texas	0 3	39	A	Missouri St.	3 2	59	A	Georgia Tech	1 3	115	N	Utah Valley	3 0
20	A	Texas A&M	0 3	40	A	Kansas	3 1	63	H	Creighton	3 2	130	H	Idaho	3 0
21	A	Oklahoma	1 3	46	H	Baylor	3 0	75	A	St. Mary's (CA)	3 1	133	H	Ga. Southern	3 0
				49	N	Louisville	0 3					138	N	Sacramento St.	3 1
												148	N	South Dakota St.	3 0
												161	H	Drake	3 2
												174	N	Hofstra	3 1
												296	N	Tennessee Tech	3 0
<hr/>															
LAST 10 GAMES															
21	A	Oklahoma	1 3	20	A	Texas A&M	0 3								
40	A	Kansas	3 1	37	A	Missouri	3 2								
5	H	Texas	0 3	46	H	Baylor	3 0								
103	A	Texas Tech	3 0	75	A	St. Mary's (CA)	3 1								
3	H	Iowa St.	0 3	115	N	Utah Valley	3 0								

Non-Div. I Games:

Kansas St.

Average RPI Win: 142		WON-LOST	WINNING	LAST 10	STRENGTH OF		OPP. STRENGTH	TEAM	ADJ	CONF.	ADJ CONF.
Average RPI Loss: 34		RECORD	PCT. RANK	GAMES	SCHEDULE		OF SCHEDULE	RPI	RPI	RPI	RPI
DIV. I ONLY		19- 5	.79167	26	8- 2		59	88	31	.6236	34
DIV. I NON-CONF.		11- 3	.78571	43	1- 0		54	73	32	.62162	33
TOTALS		RPI 1-25	RPI 26-50		W-L RECORDS		RPI 51-100		RPI 101-150		RPI 150+
19- 5		0- 2	1- 3		OVERALL		6- 0		3- 0		9- 0
9- 1		0- 1	1- 0		HOME		4- 0		2- 0		2- 0
5- 3		0- 1	0- 2		AWAY		1- 0		1- 0		3- 0
5- 1		0- 0	0- 1		NEUTRAL		1- 0		0- 0		4- 0
11- 3		0- 1	1- 2		NON-CONFERENCE		4- 0		0- 0		6- 0
4- 1		0- 1	1- 0		HOME		2- 0		0- 0		1- 0
2- 1		0- 0	0- 1		AWAY		1- 0		0- 0		1- 0
5- 1		0- 0	0- 1		NEUTRAL		1- 0		0- 0		4- 0
8- 2		0- 1	0- 1		CONFERENCE		2- 0		3- 0		3- 0
5- 0		0- 0	0- 0		HOME		2- 0		2- 0		1- 0
3- 2		0- 1	0- 1		AWAY		0- 0		1- 0		2- 0
0- 0		0- 0	0- 0		NEUTRAL		0- 0		0- 0		0- 0
RPI S	Opponent	Score	RPI S	Opponent	Score	RPI S	Opponent	Score	RPI S	Opponent	Score
23 A	Northern Ill.	0 3	30 A	Ball St.	1 3	64 H	Ohio	3 0	105 H	Central Mich.	3 1
23 H	North Carolina	0 3	35 H	Marquette	3 1	69 H	Eastern Mich.	3 1	123 H	Bowling Green	3 1
			47 N	Notre Dame	1 3	72 H	Milwaukee	3 0	132 A	Toledo	3 0
			48 A	Wisconsin	1 3	73 A	Morehead St.	3 2	151 N	South Fla.	3 1
						84 N	Appalachian St.	3 1	155 A	Virginia	3 1
						92 H	Seton Hall	3 1	176 H	Liberty	3 0
									197 A	Akron	3 0
									203 N	George Mason	3 0
									213 A	Buffalo	3 0
									229 N	Western Caro.	3 0
									237 H	Kent St.	3 0
									280 N	S.C. Upstate	3 0
LAST 10 GAMES											
			237 H	Kent St.	3 0		123 H	Bowling Green	3 1		
			64 H	Ohio	3 0		23 A	Northern Ill.	0 3		
			35 H	Marquette	3 1		30 A	Ball St.	1 3		
			197 A	Akron	3 0		132 A	Toledo	3 0		
			213 A	Buffalo	3 0		105 H	Central Mich.	3 1		

Non-Div. I Games:

Western Mich.

Non-Div. I Games:

■ Loss, ■ Non-Conf, S Site, H Home, A Away, N Neutral

Average RPI Win:	167	WON-LOST RECORD	WINNING PCT. RANK	LAST 10 GAMES	STRENGTH OF SCHEDULE	OPP. STRENGTH OF SCHEDULE	TEAM RPI	ADJ RPI	CONF. RPI	ADJ CONF. RPI		
DIV. I ONLY		17- 5	.77273	34	10- 0	67	80	36	.61896	36	17	17
DIV. I NON-CONF.		8- 5	.61538	109	1- 0	25	18	37	.6165	34	16	17
<hr/>												
TOTALS	RPI 1-25	RPI 26-50		W-L RECORDS		RPI 51-100		RPI 101-150		RPI 150+		
17- 5	0- 5	1- 0		OVERALL		4- 0		3- 0		9- 0		
6- 3	0- 3	0- 0		HOME		2- 0		1- 0		3- 0		
6- 1	0- 1	0- 0		AWAY		0- 0		1- 0		5- 0		
5- 1	0- 1	1- 0		NEUTRAL		2- 0		1- 0		1- 0		
8- 5	0- 5	1- 0		NON-CONFERENCE		2- 0		1- 0		4- 0		
1- 3	0- 3	0- 0		HOME		0- 0		0- 0		1- 0		
2- 1	0- 1	0- 0		AWAY		0- 0		0- 0		2- 0		
5- 1	0- 1	1- 0		NEUTRAL		2- 0		1- 0		1- 0		
9- 0	0- 0	0- 0		CONFERENCE		2- 0		2- 0		5- 0		
5- 0	0- 0	0- 0		HOME		2- 0		1- 0		2- 0		
4- 0	0- 0	0- 0		AWAY		0- 0		1- 0		3- 0		
0- 0	0- 0	0- 0		NEUTRAL		0- 0		0- 0		0- 0		
RPI S	Opponent	Score		RPI S	Opponent	Score		RPI S	Opponent	Score		
1 A	Illinois	2	3	38 N	Houston	3	0	57 H	Saint Louis	3	1	
9 H	Florida St.	1	3					66 N	North Dakota	3	1	
16 N	Tennessee	2	3					78 N	James Madison	3	0	
17 H	Pepperdine	2	3					89 H	Xavier	3	1	
19 H	Michigan	0	3									

Non-Div. I Games:

Dayton

Average RPI Win: 137		WON-LOST RECORD	WINNING PCT. RANK		LAST 10 GAMES	STRENGTH OF SCHEDULE	OPP. STRENGTH OF SCHEDULE	TEAM RPI	ADJ RPI	CONF. RPI	ADJ CONF. RPI						
Average RPI Loss: 34																	
DIV. I ONLY		17- 8	.68	74	5- 5	24	58	39	.61786	37	2	2					
DIV. I NON-CONF.		14- 3	.82353	32	2- 0	75	111	35	.61556	35	2	2					
<hr/>																	
TOTALS		RPI 1-25		RPI 26-50		W-L RECORDS		RPI 51-100		RPI 101-150		RPI 150+					
17- 8		1- 3		2- 3		OVERALL		3- 2		3- 0		8- 0					
8- 1		1- 0		2- 1		HOME		0- 0		1- 0		4- 0					
2- 5		0- 3		0- 1		AWAY		0- 1		1- 0		1- 0					
7- 2		0- 0		0- 1		NEUTRAL		3- 1		1- 0		3- 0					
14- 3		0- 0		1- 1		NON-CONFERENCE		3- 2		2- 0		8- 0					
5- 0		0- 0		1- 0		HOME		0- 0		0- 0		4- 0					
2- 1		0- 0		0- 0		AWAY		0- 1		1- 0		1- 0					
7- 2		0- 0		0- 1		NEUTRAL		3- 1		1- 0		3- 0					
3- 5		1- 3		1- 2		CONFERENCE		0- 0		1- 0		0- 0					
3- 1		1- 0		1- 1		HOME		0- 0		1- 0		0- 0					
0- 4		0- 3		0- 1		AWAY		0- 0		0- 0		0- 0					
0- 0		0- 0		0- 0		NEUTRAL		0- 0		0- 0		0- 0					
RPI	S	Opponent		Score		RPI	S	Opponent		Score		RPI	S	Opponent		Score	
3	A	Iowa St.		0	3	28	N	Western Ky.		1	3	53	A	Middle Tenn.		1	3
5	A	Texas		0	3	33	H	Kansas St.		2	3	80	N	UC Davis		1	3
20	H	Texas A&M		3	1	40	H	Kansas		3	1	83	N	FIU		3	0
21	A	Oklahoma		2	3	46	A	Baylor		2	3	85	N	UTSA		3	2
						50	H	North Dakota St.		3	0	91	N	Auburn		3	0

Non-Div. I Games:

Missouri

Houston

Houston

Houston

Average RPI Win: 137		WON-LOST RECORD		WINNING PCT. RANK		LAST 10 GAMES		STRENGTH OF SCHEDULE		OPP. STRENGTH OF SCHEDULE		TEAM RPI		ADJ RPI		CONF. RPI		ADJ CONF. RPI					
DIV. I ONLY		15- 6		.71429 59		7- 3		44		66		38		.61539 39		8		9					
DIV. I NON-CONF.		7- 4		.63636 98		0- 1		28		40		38		.61085 37		8		8					
TOTALS		RPI 1-25		RPI 26-50		W-L RECORDS		RPI 51-100		RPI 101-150		RPI 150+											
15- 6		0- 3		1- 2		OVERALL		5- 0		2- 1		7- 0											
7- 2		0- 0		0- 2		HOME		3- 0		1- 0		3- 0											
4- 4		0- 3		1- 0		AWAY		0- 0		0- 1		3- 0											
4- 0		0- 0		0- 0		NEUTRAL		2- 0		1- 0		1- 0											
7- 4		0- 2		0- 1		NON-CONFERENCE		3- 0		2- 1		2- 0											
3- 1		0- 0		0- 1		HOME		1- 0		1- 0		1- 0											
0- 3		0- 2		0- 0		AWAY		0- 0		0- 1		0- 0											
4- 0		0- 0		0- 0		NEUTRAL		2- 0		1- 0		1- 0											
8- 2		0- 1		1- 1		CONFERENCE		2- 0		0- 0		5- 0											
4- 1		0- 0		0- 1		HOME		2- 0		0- 0		2- 0											
4- 1		0- 1		1- 0		AWAY		0- 0		0- 0		3- 0											
0- 0		0- 0		0- 0		NEUTRAL		0- 0		0- 0		0- 0											
RPI	S	Opponent		Score		RPI	S	Opponent		Score		RPI	S	Opponent		Score							
4	A	UNI		0 3		33	H	Kansas St.		2 3		61	N	Oral Roberts		3 1							
18	A	San Diego		0 3		45	A	Wichita St.		3 0		63	H	Creighton		3 1							
21	A	Oklahoma		1 3		45	H	Wichita St.		1 3		68	N	Northeastern		3 0							
												86	H	Illinois St.		3 2							
												88	H	Arkansas St.		3 1							
														134 A Stephen F. Austin		1 3							
														135 N SMU		3 0							
														148 H South Dakota St.		3 0							
														161 H Drake		3 0							
														173 A Evansville		3 1							
														174 H Hofstra		3 0							
														186 N UC Riverside		3 0							
														201 A Southern Ill.		3 0							
														230 H Indiana St.		3 0							
														235 A Bradley		3 1							
LAST 10 GAMES																							
45 H Wichita St.						1 3						4 A UNI						0 3					
173 A Evansville						3 1						235 A Bradley						3 1					
201 A Southern Ill.						3 0						134 A Stephen F. Austin						1 3					
161 H Drake						3 0						45 A Wichita St.						3 0					
63 H Creighton						3 1						230 H Indiana St.						3 0					

Non-Div. I Games:

Missouri St.

Average RPI Win: 129		WON-LOST	WINNING	LAST 10	STRENGTH OF	OPP. STRENGTH	TEAM	ADJ	CONF.	ADJ CONF.	
Average RPI Loss: 21		RECORD	PCT. RANK	GAMES	SCHEDULE	OF SCHEDULE	RPI	RPI	RPI	RPI	
DIV. I ONLY		12- 8	.6 119	2- 7	13	23	41	.61377	40	2 2	
DIV. I NON-CONF.		11- 1	.91667 17	1- 0	51	62	17	.65845	19	2 2	
TOTALS		RPI 1-25	RPI 26-50	W-L RECORDS	RPI 51-100	RPI 101-150	RPI 150+				
12- 8	1- 5	0- 3	OVERALL	4- 0	3- 0	4- 0					
4- 3	0- 2	0- 1	HOME	1- 0	2- 0	1- 0					
2- 5	0- 3	0- 2	AWAY	1- 0	0- 0	1- 0					
6- 0	1- 0	0- 0	NEUTRAL	2- 0	1- 0	2- 0					
11- 1	1- 1	0- 0	NON-CONFERENCE	4- 0	2- 0	4- 0					
3- 0	0- 0	0- 0	HOME	1- 0	1- 0	1- 0					
2- 1	0- 1	0- 0	AWAY	1- 0	0- 0	1- 0					
6- 0	1- 0	0- 0	NEUTRAL	2- 0	1- 0	2- 0					
1- 7	0- 4	0- 3	CONFERENCE	0- 0	1- 0	0- 0					
1- 3	0- 2	0- 1	HOME	0- 0	1- 0	0- 0					
0- 4	0- 2	0- 2	AWAY	0- 0	0- 0	0- 0					
0- 0	0- 0	0- 0	NEUTRAL	0- 0	0- 0	0- 0					
RPI S	Opponent	Score	RPI S	Opponent	Score	RPI S	Opponent	Score	RPI S	Opponent	Score
3 H	Iowa St.	0 3	33 H	Kansas St.	1 3	57 N	Saint Louis	3 0	103 H	Texas Tech	3 1
4 A	UNI	2 3	37 A	Missouri	1 3	84 H	Appalachian St.	3 0	139 N	Valparaiso	3 2
5 A	Texas	0 3	46 A	Baylor	1 3	87 A	Georgia	3 0	148 H	South Dakota St.	3 0
6 N	Minnesota	3 2				94 N	San Diego St.	3 1	152 H	Belmont	3 1
20 H	Texas A&M	2 3							176 N	Liberty	3 0
21 A	Oklahoma	2 3							239 A	DePaul	3 0
									267 N	Florida A&M	3 0
			LAST 10 GAMES								
			103 H	Texas Tech	3 1	46 A	Baylor	1 3			
			33 H	Kansas St.	1 3	3 H	Iowa St.	0 3			
			21 A	Oklahoma	2 3	5 A	Texas	0 3			
			37 A	Missouri	1 3	139 N	Valparaiso	3 2			
			20 H	Texas A&M	2 3	239 A	DePaul	3 0			

Non-Div. I Games: Neb. Omaha 3 0

Kansas

Average RPI Win: 147		WON-LOST RECORD		WINNING PCT. RANK		LAST 10 GAMES		STRENGTH OF SCHEDULE		OPP. STRENGTH OF SCHEDULE		TEAM RPI		ADJ RPI		CONF. RPI		ADJ CONF. RPI	
DIV. I ONLY		13- 8		.61905 106		4- 6		12		65		40		.61355 41		3		3	
DIV. I NON-CONF.		8- 1		.88889 21		0- 0		70		154		28		.62798 29		3		3	
TOTALS		RPI 1-25		RPI 26-50		W-L RECORDS		RPI 51-100		RPI 101-150		RPI 150+							
13- 8		1- 6		1- 2		OVERALL		1- 0		3- 0		7- 0							
5- 4		1- 3		0- 1		HOME		0- 0		1- 0		3- 0							
4- 4		0- 3		0- 1		AWAY		0- 0		2- 0		2- 0							
4- 0		0- 0		1- 0		NEUTRAL		1- 0		0- 0		2- 0							
8- 1		0- 1		1- 0		NON-CONFERENCE		1- 0		0- 0		6- 0							
3- 0		0- 0		0- 0		HOME		0- 0		0- 0		3- 0							
1- 1		0- 1		0- 0		AWAY		0- 0		0- 0		1- 0							
4- 0		0- 0		1- 0		NEUTRAL		1- 0		0- 0		2- 0							
5- 7		1- 5		0- 2		CONFERENCE		0- 0		3- 0		1- 0							
2- 4		1- 3		0- 1		HOME		0- 0		1- 0		0- 0							
3- 3		0- 2		0- 1		AWAY		0- 0		2- 0		1- 0							
0- 0		0- 0		0- 0		NEUTRAL		0- 0		0- 0		0- 0							
RPI S	Opponent		Score		RPI S	Opponent		Score		RPI S	Opponent		Score		RPI S	Opponent		Score	
7 A	Hawaii		0	3	29 A	Oregon		0	3	71 N	San Francisco		3	2	110 A	Oregon St.		3	1
8 A	Stanford		1	3	32 H	Washington		0	3						113 H	Washington St.		3	0
8 H	Stanford		1	3	45 N	Wichita St.		3	0						126 A	Utah		3	1
10 H	Southern California		0	3											160 A	Colorado		3	0
14 H	UCLA		3	2											162 H	Cal St. Fullerton		3	1
25 A	California		0	3											173 A	Evansville		3	1
25 H	California		0	3											194 N	Ill.-Chicago		3	0
															210 H	Eastern Wash.		3	0
															263 N	Southeast Mo. St.		3	0
															264 H	Presbyterian		3	0
				LAST 10 GAMES															
25 H	California		0	3	10 H	Southern California		0	3										
8 H	Stanford		1	3	8 A	Stanford		1	3										
126 A	Utah		3	1	25 A	California		0	3										
160 A	Colorado		3	0	113 H	Washington St.		3	0										
14 H	UCLA		3	2	32 H	Washington		0	3										

Non-Div. I Games:

Arizona

Average RPI Win:		141	WON-LOST RECORD		WINNING PCT. RANK		LAST 10 GAMES		STRENGTH OF SCHEDULE		OPP. STRENGTH OF SCHEDULE		TEAM RPI		ADJ RPI		CONF. RPI		ADJ CONF. RPI				
DIV. I ONLY			15- 4		.78947 30		9- 1		80		93		42		.61277 42		10		10				
DIV. I NON-CONF.			7- 3		.7 71		1- 0		47		60		42		.60793 40		12		12				
TOTALS		RPI 1-25		RPI 26-50		W-L RECORDS		RPI 51-100		RPI 101-150		RPI 150+											
15- 4		1- 1		0- 1		OVERALL		5- 0		3- 1		6- 1											
8- 1		1- 0		0- 1		HOME		2- 0		2- 0		3- 0											
5- 3		0- 1		0- 0		AWAY		2- 0		1- 1		2- 1											
2- 0		0- 0		0- 0		NEUTRAL		1- 0		0- 0		1- 0											
7- 3		1- 1		0- 1		NON-CONFERENCE		2- 0		2- 0		2- 1											
4- 1		1- 0		0- 1		HOME		0- 0		2- 0		1- 0											
1- 2		0- 1		0- 0		AWAY		1- 0		0- 0		0- 1											
2- 0		0- 0		0- 0		NEUTRAL		1- 0		0- 0		1- 0											
8- 1		0- 0		0- 0		CONFERENCE		3- 0		1- 1		4- 0											
4- 0		0- 0		0- 0		HOME		2- 0		0- 0		2- 0											
4- 1		0- 0		0- 0		AWAY		1- 0		1- 1		2- 0											
0- 0		0- 0		0- 0		NEUTRAL		0- 0		0- 0		0- 0											
RPI	S	Opponent		Score		RPI	S	Opponent		Score		RPI	S	Opponent		Score		RPI	S	Opponent		Score	
2	H	Nebraska		3	2	45	H	Wichita St.		1	3	53	N	Middle Tenn.		3	0	109	H	Albany (NY)		3	0
21	A	Oklahoma		0	3							55	H	TCU		3	0	111	A	Wyoming		2	3
												67	A	Arkansas		3	0	143	A	UNLV		3	2
												94	A	San Diego St.		3	1	150	H	Northern Colo.		3	0
												99	H	New Mexico		3	0	169	A	Boise St.		3	0
																		169	H	Boise St.		3	0
																		179	A	Denver		1	3
																		241	A	Air Force		3	0
																		241	H	Air Force		3	0
																		259	N	McNeese St.		3	0
																		269	H	Seattle		3	0
LAST 10 GAMES																							
241 A Air Force						3	0	269 H Seattle						3	0								
169 A Boise St.						3	0	94 A San Diego St.						3	1								
55 H TCU						3	0	143 A UNLV						3	2								
99 H New Mexico						3	0	169 H Boise St.						3	0								
111 A Wyoming						2	3	241 H Air Force						3	0								

Average RPI Win: 133		WON-LOST	WINNING	LAST 10	STRENGTH OF		OPP. STRENGTH	TEAM	ADJ		CONF.	ADJ CONF.
Average RPI Loss: 18		RECORD	PCT. RANK	GAMES	SCHEDULE		OF SCHEDULE	RPI	RPI		RPI	RPI
DIV. I ONLY		15- 8	.65217	86	5- 5		36	13	43		.61275	43
DIV. I NON-CONF.		10- 3	.76923	50	0- 0		112	52	56		.59428	54
TOTALS		RPI 1-25	RPI 26-50		W-L RECORDS		RPI 51-100		RPI 101-150		RPI 150+	
15- 8		1- 6	1- 1		OVERALL		1- 1		8- 0		4- 0	
6- 2		1- 1	1- 1		HOME		1- 0		2- 0		1- 0	
4- 4		0- 4	0- 0		AWAY		0- 0		3- 0		1- 0	
5- 2		0- 1	0- 0		NEUTRAL		0- 1		3- 0		2- 0	
10- 3		0- 2	0- 0		NON-CONFERENCE		0- 1		6- 0		4- 0	
3- 0		0- 0	0- 0		HOME		0- 0		2- 0		1- 0	
2- 1		0- 1	0- 0		AWAY		0- 0		1- 0		1- 0	
5- 2		0- 1	0- 0		NEUTRAL		0- 1		3- 0		2- 0	
5- 5		1- 4	1- 1		CONFERENCE		1- 0		2- 0		0- 0	
3- 2		1- 1	1- 1		HOME		1- 0		0- 0		0- 0	
2- 3		0- 3	0- 0		AWAY		0- 0		2- 0		0- 0	
0- 0		0- 0	0- 0		NEUTRAL		0- 0		0- 0		0- 0	
RPI S	Opponent	Score	RPI S	Opponent	Score	RPI S	Opponent	Score	RPI S	Opponent	Score	
1 H	Illinois	0 3	31 H	Michigan St.	3 1	51 N	Long Beach St.	1 3	109 H	Albany (NY)	3 1	
2 A	Nebraska	1 3	48 H	Wisconsin	1 3	97 H	Northwestern	3 1	112 A	Iowa	3 1	
6 H	Minnesota	3 0							125 A	Indiana	3 1	
7 A	Hawaii	0 3							129 H	Maryland	3 1	
11 A	Penn St.	0 3							132 A	Toledo	3 1	
13 A	Purdue	1 3							136 N	Alabama	3 1	
14 N	UCLA	1 3							139 N	Valparaiso	3 0	
									149 N	Towson	3 0	
									171 A	West Virginia	3 0	
									197 H	Akron	3 0	
									227 N	New Hampshire	3 0	
									233 N	Penn	3 1	
LAST 10 GAMES												
			31 H	Michigan St.	3 1	1 H	Illinois	0 3				
			11 A	Penn St.	0 3	48 H	Wisconsin	1 3				
			13 A	Purdue	1 3	6 H	Minnesota	3 0				
			125 A	Indiana	3 1	2 A	Nebraska	1 3				
			97 H	Northwestern	3 1	112 A	Iowa	3 1				

Non-Div. I Games:

Ohio St.

Duke				Through Games Of Oct. 23, 2011															
Average RPI Win: 120		WON-LOST RECORD		WINNING PCT. RANK		LAST 10 GAMES		STRENGTH OF SCHEDULE		OPP. STRENGTH OF SCHEDULE		TEAM RPI		ADJ RPI		CONF. RPI		ADJ CONF. RPI	
DIV. I ONLY		14- 6		.7 62		8- 2		57		38		44		.61045 44		5		5	
DIV. I NON-CONF.		6- 3		.66667 82		0- 0		46		59		51		.60151 47		5		5	
TOTALS		RPI 1-25		RPI 26-50		W-L RECORDS		RPI 51-100		RPI 101-150		RPI 150+							
14- 6		1- 3		1- 1		OVERALL		5- 1		3- 0		4- 1							
10- 1		1- 1		1- 0		HOME		3- 0		3- 0		2- 0							
3- 4		0- 2		0- 1		AWAY		2- 0		0- 0		1- 1							
1- 1		0- 0		0- 0		NEUTRAL		0- 1		0- 0		1- 0							
6- 3		0- 2		1- 0		NON-CONFERENCE		2- 1		0- 0		3- 0							
4- 1		0- 1		1- 0		HOME		1- 0		0- 0		2- 0							
1- 1		0- 1		0- 0		AWAY		1- 0		0- 0		0- 0							
1- 1		0- 0		0- 0		NEUTRAL		0- 1		0- 0		1- 0							
8- 3		1- 1		0- 1		CONFERENCE		3- 0		3- 0		1- 1							
6- 0		1- 0		0- 0		HOME		2- 0		3- 0		0- 0							
2- 3		0- 1		0- 1		AWAY		1- 0		0- 0		1- 1							
0- 0		0- 0		0- 0		NEUTRAL		0- 0		0- 0		0- 0							
RPI S	Opponent		Score		RPI S	Opponent		Score		RPI S	Opponent		Score		RPI S	Opponent		Score	
8 A	Stanford		1	3	27 A	Miami (FL)		0	3	59 H	Georgia Tech		3	0	124 H	North Carolina St.		3	0
9 A	Florida St.		0	3	48 H	Wisconsin		3	2	60 A	Virginia Tech		3	2	129 H	Maryland		3	1
18 H	San Diego		1	3						62 H	Clemson		3	2	146 H	Boston College		3	0
23 H	North Carolina		3	0						70 H	Furman		3	1	155 A	Virginia		3	2
										74 A	Pacific		3	1	178 N	Charlotte		3	0
										75 N	St. Mary's (CA)		2	3	182 A	Wake Forest		1	3
															240 H	Campbell		3	0
															306 H	Charleston So.		3	0
LAST 10 GAMES																			
124 H North Carolina St. 3 0																			
23 H North Carolina 3 0																			
129 H Maryland 3 1																			
146 H Boston College 3 0																			
155 A Virginia 3 2																			
60 A Virginia Tech 3 2																			
27 A Miami (FL) 0 3																			
9 A Florida St. 0 3																			
62 H Clemson 3 2																			
59 H Georgia Tech 3 0																			

Non-Div. I Games:

Duke

Average RPI Win: 130		WON-LOST	WINNING	LAST 10	STRENGTH OF		OPP. STRENGTH	TEAM	ADJ	CONF.	ADJ CONF.
Average RPI Loss: 66		RECORD	PCT. RANK	GAMES	SCHEDULE		OF SCHEDULE	RPI	RPI	RPI	RPI
DIV. I ONLY		12- 7	.63158 98	6- 3	25		68	45	.60207 45	8	9
DIV. I NON-CONF.		5- 4	.55556 147	0- 0	19		37	46	.604 44	8	8
<hr/>											
TOTALS		RPI 1-25	RPI 26-50		W-L RECORDS		RPI 51-100		RPI 101-150		RPI 150+
12- 7		1- 2	2- 3		OVERALL		3- 0		1- 1		5- 1
5- 1		1- 0	0- 1		HOME		2- 0		0- 0		2- 0
4- 4		0- 2	2- 1		AWAY		0- 0		0- 0		2- 1
3- 2		0- 0	0- 1		NEUTRAL		1- 0		1- 1		1- 0
5- 4		1- 1	1- 2		NON-CONFERENCE		1- 0		1- 1		1- 0
1- 0		1- 0	0- 0		HOME		0- 0		0- 0		0- 0
1- 2		0- 1	1- 1		AWAY		0- 0		0- 0		0- 0
3- 2		0- 0	0- 1		NEUTRAL		1- 0		1- 1		1- 0
7- 3		0- 1	1- 1		CONFERENCE		2- 0		0- 0		4- 1
4- 1		0- 0	0- 1		HOME		2- 0		0- 0		2- 0
3- 2		0- 1	1- 0		AWAY		0- 0		0- 0		2- 1
0- 0		0- 0	0- 0		NEUTRAL		0- 0		0- 0		0- 0
RPI S	Opponent	Score		RPI S	Opponent	Score		RPI S	Opponent	Score	
4 A	UNI	2	3	39 A	Missouri St.	3	1	63 H	Creighton	3	0
7 A	Hawaii	1	3	39 H	Missouri St.	0	3	71 N	San Francisco	3	2
21 H	Oklahoma	3	2	41 N	Arizona	0	3	86 H	Illinois St.	3	0
				42 A	Colorado St.	3	1				
				49 A	Louisville	1	3				

Non-Div. I Games: Neb. Omaha 3 0

Wichita St.

Non-Div. I Games:

Notre Dame

Average RPI Win:	143	WON-LOST	WINNING	LAST 10	STRENGTH OF	OPP. STRENGTH	TEAM	ADJ	CONF.	ADJ CONF.		
Average RPI Loss:	37	RECORD	PCT. RANK	GAMES	SCHEDULE	OF SCHEDULE	RPI	RPI	RPI	RPI		
DIV. I ONLY		13- 9	.59091	121	5- 5	35	24	49	.59341	48	1	1
DIV. I NON-CONF.		8- 4	.66667	82	0- 0	105	112	75	.56293	75	1	1
<hr/>												
TOTALS	RPI 1-25	RPI 26-50		W-L RECORDS		RPI 51-100		RPI 101-150		RPI 150+		
13- 9	1- 4	2- 3		OVERALL		1- 1		3- 1		6- 0		
4- 4	0- 3	1- 1		HOME		1- 0		1- 0		1- 0		
4- 4	1- 1	1- 2		AWAY		0- 0		1- 1		1- 0		
5- 1	0- 0	0- 0		NEUTRAL		0- 1		1- 0		4- 0		
8- 4	0- 0	1- 2		NON-CONFERENCE		0- 1		1- 1		6- 0		
2- 1	0- 0	1- 1		HOME		0- 0		0- 0		1- 0		
1- 2	0- 0	0- 1		AWAY		0- 0		0- 1		1- 0		
5- 1	0- 0	0- 0		NEUTRAL		0- 1		1- 0		4- 0		
5- 5	1- 4	1- 1		CONFERENCE		1- 0		2- 0		0- 0		
2- 3	0- 3	0- 0		HOME		1- 0		1- 0		0- 0		
3- 2	1- 1	1- 1		AWAY		0- 0		1- 0		0- 0		
0- 0	0- 0	0- 0		NEUTRAL		0- 0		0- 0		0- 0		
RPI	S	Opponent	Score	RPI	S	Opponent	Score	RPI	S	Opponent	Score	
1	H	Illinois	0 3	31	A	Michigan St.	1 3	70	N	Furman	1 3	
2	H	Nebraska	0 3	34	H	Western Mich.	3 1	97	H	Northwestern	3 0	
6	H	Minnesota	2 3	43	A	Ohio St.	3 1					
11	A	Penn St.	0 3	44	A	Duke	2 3					
19	A	Michigan	3 1	47	H	Notre Dame	0 3					
				</								

Non-Div. I Games:

Wisconsin

Average RPI Win:	151	WON-LOST	WINNING	LAST 10	STRENGTH OF	OPP. STRENGTH	TEAM	ADJ	CONF.	ADJ CONF.				
Average RPI Loss:	51	RECORD	PCT. RANK	GAMES	SCHEDULE	OF SCHEDULE	RPI	RPI	RPI	RPI				
DIV. I ONLY		16- 6	.72727	51	8- 2	115	40	54	.59279	49	12	12		
DIV. I NON-CONF.		8- 5	.61538	109	0- 1	63	20	66	.58642	64	11	11		
<hr/>														
TOTALS	RPI 1-25	RPI 26-50		W-L RECORDS		RPI 51-100		RPI 101-150		RPI 150+				
16- 6	1- 3	3- 0		OVERALL		2- 2		1- 1		9- 0				
7- 1	1- 0	1- 0		HOME		0- 0		1- 1		4- 0				
5- 4	0- 2	1- 0		AWAY		2- 2		0- 0		2- 0				
4- 1	0- 1	1- 0		NEUTRAL		0- 0		0- 0		3- 0				
<hr/>														
8- 5	0- 3	2- 0		NON-CONFERENCE		1- 2		1- 0		4- 0				
3- 0	0- 0	1- 0		HOME		0- 0		1- 0		1- 0				
1- 4	0- 2	0- 0		AWAY		1- 2		0- 0		0- 0				
4- 1	0- 1	1- 0		NEUTRAL		0- 0		0- 0		3- 0				
<hr/>														
8- 1	1- 0	1- 0		CONFERENCE		1- 0		0- 1		5- 0				
4- 1	1- 0	0- 0		HOME		0- 0		0- 1		3- 0				
4- 0	0- 0	1- 0		AWAY		1- 0		0- 0		2- 0				
0- 0	0- 0	0- 0		NEUTRAL		0- 0		0- 0		0- 0				
<hr/>														
RPI	S	Opponent	Score		RPI	S	Opponent	Score		RPI	S	Opponent	Score	
1	A	Illinois	2	3	33	N	Kansas St.	3	0	59	A	Georgia Tech	2	3
13	N	Purdue	2	3	45	H	Wichita St.	3	1	64	A	Ohio	3	1
15	A	Kentucky	0	3	47	A	Notre Dame	3	1	77	A	Lipscomb	1	3
22	H	Cincinnati	3	0						92	A	Seton Hall	3	0

Non-Div. I Games:

Louisville

Average RPI Win:	185	WON-LOST RECORD	WINNING PCT. RANK	LAST 10 GAMES	STRENGTH OF SCHEDULE	OPP. STRENGTH OF SCHEDULE	TEAM RPI	ADJ RPI	CONF. RPI	ADJ CONF. RPI	
DIV. I ONLY		18- 8	.69231 68	8- 2	62	122	47	.59251 50	14	14	
DIV. I NON-CONF.		7- 6	.53846 156	1- 1	35	64	68	.57608 68	14	14	
<hr/>											
TOTALS	RPI 1-25	RPI 26-50		W-L RECORDS	RPI 51-100		RPI 101-150		RPI 150+		
18- 8	0- 3	0- 2		OVERALL	2- 3		3- 0		13- 0		
5- 3	0- 2	0- 0		HOME	1- 1		1- 0		3- 0		
7- 5	0- 1	0- 2		AWAY	0- 2		2- 0		5- 0		
6- 0	0- 0	0- 0		NEUTRAL	1- 0		0- 0		5- 0		
<hr/>											
7- 6	0- 3	0- 2		NON-CONFERENCE	1- 1		0- 0		6- 0		
0- 2	0- 2	0- 0		HOME	0- 0		0- 0		0- 0		
1- 4	0- 1	0- 2		AWAY	0- 1		0- 0		1- 0		
6- 0	0- 0	0- 0		NEUTRAL	1- 0		0- 0		5- 0		
<hr/>											
11- 2	0- 0	0- 0		CONFERENCE	1- 2		3- 0		7- 0		
5- 1	0- 0	0- 0		HOME	1- 1		1- 0		3- 0		
6- 1	0- 0	0- 0		AWAY	0- 1		2- 0		4- 0		
0- 0	0- 0	0- 0		NEUTRAL	0- 0		0- 0		0- 0		
<hr/>											
RPI S	Opponent	Score	RPI S	Opponent	Score	RPI S	Opponent	Score	RPI S	Opponent	Score
3 H	Iowa St.	0 3	26 A	Tulsa	0 3	61 H	Oral Roberts	2 3	116 A	IUPUI	3 1
3 H	Iowa St.	2 3	37 A	Missouri	0 3	66 A	North Dakota	1 3	116 H	IUPUI	3 2
4 A	UNI	2 3				76 A	IPFW	1 3	148 A	South Dakota St.	3 0
						76 H	IPFW	3 1	159 A	Oakland	3 0
						80 N	UC Davis	3 1	159 H	Oakland	3 0
									163 N	Idaho St.	3 0
									183 A	South Dakota	3 0
									193 A	Butler	3 0
									208 N	Tulane	3 0
									215 N	Texas-Arlington	3 0
									228 A	Western Ill.	3 0
									228 H	Western Ill.	3 0
									234 H	Southern Utah	3 0
									249 A	UMKC	3 1
									253 N	Binghamton	3 0
									316 N	Ark.-Pine Bluff	3 0
<hr/>											
LAST 10 GAMES											
159 H Oakland 3 0 61 H Oral Roberts 2 3											
76 H IPFW 3 1 234 H Southern Utah 3 0											
4 A UNI 2 3 249 A UMKC 3 1											
228 A Western Ill. 3 0 148 A South Dakota St. 3 0											
116 A IUPUI 3 1 193 A Butler 3 0											

Non-Div. I Games:

North Dakota St.

Average RPI Win:	129	WON-LOST	WINNING		LAST 10		STRENGTH OF		OPP. STRENGTH		TEAM	ADJ	CONF.	ADJ CONF.			
Average RPI Loss:	69	RECORD	PCT. RANK		GAMES		SCHEDULE		OF SCHEDULE		RPI	RPI	RPI	RPI			
DIV. I ONLY		14- 6	.7	62	8- 2		84		53		50	.58773	51	9	7		
DIV. I NON-CONF.		6- 4	.6	118	0- 0		45		61		65	.58242	66	7	7		
TOTALS		RPI 1-25		RPI 26-50		W-L RECORDS		RPI 51-100		RPI 101-150		RPI 150+					
14- 6		0- 2		1- 1		OVERALL		5- 1		4- 1		4- 1					
9- 3		0- 0		0- 1		HOME		3- 1		2- 1		4- 0					
4- 2		0- 1		0- 0		AWAY		2- 0		2- 0		0- 1					
1- 1		0- 1		1- 0		NEUTRAL		0- 0		0- 0		0- 0					
6- 4		0- 2		1- 1		NON-CONFERENCE		0- 0		2- 1		3- 0					
5- 2		0- 0		0- 1		HOME		0- 0		2- 1		3- 0					
0- 1		0- 1		0- 0		AWAY		0- 0		0- 0		0- 0					
1- 1		0- 1		1- 0		NEUTRAL		0- 0		0- 0		0- 0					
8- 2		0- 0		0- 0		CONFERENCE		5- 1		2- 0		1- 1					
4- 1		0- 0		0- 0		HOME		3- 1		0- 0		1- 0					
4- 1		0- 0		0- 0		AWAY		2- 0		2- 0		0- 1					
0- 0		0- 0		0- 0		NEUTRAL		0- 0		0- 0		0- 0					
RPI	S	Opponent		Score		RPI	S	Opponent		Score		RPI	S	Opponent		Score	
7	A	Hawaii		2	3	32	H	Washington		1	3	65	A	UC Santa Barbara		3	1
14	N	UCLA		1	3	43	N	Ohio St.		3	1	65	H	UC Santa Barbara		2	3
												74	H	Pacific		3	1
												80	H	UC Davis		3	0
												81	A	Cal Poly		3	2
												81	H	Cal Poly		3	2

Non-Div. I Games:

Long Beach St.

Average RPI Win:		188	WON-LOST RECORD		WINNING PCT. RANK		LAST 10 GAMES		STRENGTH OF SCHEDULE		OPP. STRENGTH OF SCHEDULE		TEAM RPI		ADJ RPI		CONF. RPI		ADJ CONF. RPI	
DIV. I ONLY			18- 5		.78261 31		8- 2		107		166		52		.58599 52		13		13	
DIV. I NON-CONF.			11- 4		.73333 58		1- 1		74		179		63		.58664 63		13		13	
TOTALS		RPI 1-25		RPI 26-50		W-L RECORDS		RPI 51-100		RPI 101-150		RPI 150+								
18- 5		0- 2		0- 0		OVERALL		2- 2		3- 1		13- 0								
9- 2		0- 1		0- 0		HOME		1- 1		2- 0		6- 0								
4- 1		0- 0		0- 0		AWAY		1- 1		0- 0		3- 0								
5- 2		0- 1		0- 0		NEUTRAL		0- 0		1- 1		4- 0								
11- 4		0- 1		0- 0		NON-CONFERENCE		2- 2		2- 1		7- 0								
5- 1		0- 0		0- 0		HOME		1- 1		1- 0		3- 0								
1- 1		0- 0		0- 0		AWAY		1- 1		0- 0		0- 0								
5- 2		0- 1		0- 0		NEUTRAL		0- 0		1- 1		4- 0								
7- 1		0- 1		0- 0		CONFERENCE		0- 0		1- 0		6- 0								
4- 1		0- 1		0- 0		HOME		0- 0		1- 0		3- 0								
3- 0		0- 0		0- 0		AWAY		0- 0		0- 0		3- 0								
0- 0		0- 0		0- 0		NEUTRAL		0- 0		0- 0		0- 0								
RPI	S	Opponent		Score		RPI	S	Opponent		Score		RPI	S	Opponent		Score				
2	N	Nebraska		2	3			82	H	LSU	1	3	106	H	UTEP	3	0			
7	H	Hawaii		2	3			97	A	Northwestern	0	3	108	N	Duquesne	0	3			
								98	A	Texas St.	3	1	117	N	Houston Baptist	3	0			
								99	H	New Mexico	3	1	130	H	Idaho	3	1			
													151	N	South Fla.	3	0			
													154	A	Fresno St.	3	0			
													168	H	Utah St.	3	0			
													180	H	San Jose St.	3	0			
													192	N	Colgate	3	1			
													217	H	UALR	3	0			
													221	H	Nicholls St.	3	0			
													222	N	Northwestern St.	3	1			
													244	A	Nevada	3	0			
													250	N	La.-Lafayette	3	0			
													257	A	Louisiana Tech	3	0			
													257	H	Louisiana Tech	3	0			
													318	H	Grambling	3	0			
LAST 10 GAMES																				
257 A Louisiana Tech						3	0	99 H New Mexico						3	1					
180 H San Jose St.						3	0	168 H Utah St.						3	0					
7 H Hawaii						2	3	130 H Idaho						3	1					
154 A Fresno St.						3	0	257 H Louisiana Tech						3	0					
244 A Nevada						3	0	97 A Northwestern						0	3					

Non-Div. I Games:

New Mexico St.

Average RPI Win:		165	WON-LOST RECORD		WINNING PCT. RANK		LAST 10 GAMES		STRENGTH OF SCHEDULE		OPP. STRENGTH OF SCHEDULE		TEAM RPI		ADJ RPI		CONF. RPI		ADJ CONF. RPI	
DIV. I ONLY			13- 9		.59091 121		10- 0		54		63		61		.58584 53		16		16	
DIV. I NON-CONF.			3- 8		.27273 264		1- 0		15		7		99		.55339 87		17		16	
TOTALS		RPI 1-25		RPI 26-50		W-L RECORDS		RPI 51-100		RPI 101-150		RPI 150+								
13- 9		0- 2		3- 3		OVERALL		2- 4		0- 0		8- 0								
8- 5		0- 1		2- 1		HOME		1- 3		0- 0		5- 0								
5- 2		0- 0		1- 1		AWAY		1- 1		0- 0		3- 0								
0- 2		0- 1		0- 1		NEUTRAL		0- 0		0- 0		0- 0								
3- 8		0- 2		2- 3		NON-CONFERENCE		0- 3		0- 0		1- 0								
3- 4		0- 1		2- 1		HOME		0- 2		0- 0		1- 0								
0- 2		0- 0		0- 1		AWAY		0- 1		0- 0		0- 0								
0- 2		0- 1		0- 1		NEUTRAL		0- 0		0- 0		0- 0								
10- 1		0- 0		1- 0		CONFERENCE		2- 1		0- 0		7- 0								
5- 1		0- 0		0- 0		HOME		1- 1		0- 0		4- 0								
5- 0		0- 0		1- 0		AWAY		1- 0		0- 0		3- 0								
0- 0		0- 0		0- 0		NEUTRAL		0- 0		0- 0		0- 0								
RPI	S	Opponent		Score		RPI	S	Opponent		Score		RPI	S	Opponent		Score				
1	H	Illinois		0	3	26	H	Tulsa		2	3	67	A	Arkansas		0	3			
6	N	Minnesota		0	3	28	A	Western Ky.		3	1	81	H	Cal Poly		0	3			
						35	A	Marquette		1	3	83	A	FIU		3	0			
						35	H	Marquette		3	0	83	H	FIU		3	0			
						37	H	Missouri		3	1	88	H	Arkansas St.		2	3			
						42	N	Colorado St.		0	3	91	H	Auburn		2	3			
								LAST 10 GAMES												
						250	A	La.-Lafayette		3	0	157	H	Troy		3	0			
						245	A	La.-Monroe		3	0	248	H	South Ala.		3	0			
						83	H	FIU		3	0	28	A	Western Ky.		3	1			
						271	H	Fla. Atlantic		3	0	83	A	FIU		3	0			
						35	H	Marquette		3	0	271	A	Fla. Atlantic		3	0			

Average RPI Win:	136	WON-LOST	WINNING	LAST 10	STRENGTH OF	OPP. STRENGTH	TEAM	ADJ	CONF.	ADJ CONF.	
Average RPI Loss:	44	RECORD	PCT. RANK	GAMES	SCHEDULE	OF SCHEDULE	RPI	RPI	RPI	RPI	
DIV. I ONLY	15- 7	.68182	70	6- 4	89	33	51	.58513	54	6	6
DIV. I NON-CONF.	10- 2	.83333	29	1- 0	143	32	44	.60188	46	6	6
<hr/>											
TOTALS	RPI 1-25	RPI 26-50		W-L RECORDS	RPI 51-100		RPI 101-150		RPI 150+		
15- 7	0- 5	1- 0		OVERALL	3- 1		6- 0		5- 1		
4- 4	0- 3	0- 0		HOME	2- 1		1- 0		1- 0		
7- 3	0- 2	1- 0		AWAY	0- 0		3- 0		3- 1		
4- 0	0- 0	0- 0		NEUTRAL	1- 0		2- 0		1- 0		
10- 2	0- 1	1- 0		NON-CONFERENCE	2- 0		4- 0		3- 1		
2- 1	0- 1	0- 0		HOME	1- 0		0- 0		1- 0		
4- 1	0- 0	1- 0		AWAY	0- 0		2- 0		1- 1		
4- 0	0- 0	0- 0		NEUTRAL	1- 0		2- 0		1- 0		
5- 5	0- 4	0- 0		CONFERENCE	1- 1		2- 0		2- 0		
2- 3	0- 2	0- 0		HOME	1- 1		1- 0		0- 0		
3- 2	0- 2	0- 0		AWAY	0- 0		1- 0		2- 0		
0- 0	0- 0	0- 0		NEUTRAL	0- 0		0- 0		0- 0		
RPI S	Opponent	Score		RPI S	Opponent	Score		RPI S	Opponent	Score	
1 H	Illinois	0	3	33 A	Kansas St.	3	0	65 H	UC Santa Barbara	3	1
17 A	Pepperdine	1	3					104 H	Santa Clara	3	0
17 H	Pepperdine	1	3					69 N	Eastern Mich.	3	1
18 A	San Diego	0	3					75 H	St. Mary's (CA)	3	0
18 H	San Diego	1	3					75 H	St. Mary's (CA)	0	3
								130 N	Idaho	3	0
								133 N	Ga. Southern	3	1
								137 A	Loyola Marymount	3	2
								140 A	Cal St. Northridge	3	1
								162 A	Cal St. Fullerton	1	3
								168 A	Utah St.	3	0
								186 N	UC Riverside	3	0
								188 A	Portland	3	1
								199 A	Gonzaga	3	1
								291 H	Weber St.	3	0
LAST 10 GAMES											
18 H	San Diego	1	3	104 H	Santa Clara	3	0	18 A	San Diego	0	3
17 H	Pepperdine	1	3	137 A	Loyola Marymount	3	2	75 H	St. Mary's (CA)	3	0
199 A	Gonzaga	3	1	140 A	Cal St. Northridge	3	1				
188 A	Portland	3	1								
17 A	Pepperdine	1	3								

Non-Div. I Games: BYU-Hawaii 3 0

BYU

Average RPI Win: 163		WON-LOST RECORD		WINNING PCT. RANK		LAST 10 GAMES		STRENGTH OF SCHEDULE		OPP. STRENGTH OF SCHEDULE		TEAM RPI		ADJ RPI		CONF. RPI		ADJ CONF. RPI	
DIV. I ONLY		18- 4		.81818 21		6- 4		167		95		53		.58394 55		10		10	
DIV. I NON-CONF.		13- 1		.92857 12		1- 1		211		80		53		.59457 53		12		12	
TOTALS		RPI 1-25		RPI 26-50		W-L RECORDS		RPI 51-100		RPI 101-150		RPI 150+							
18- 4		0- 1		1- 1		OVERALL		3- 1		6- 1		8- 0							
5- 3		0- 1		1- 0		HOME		1- 1		1- 1		2- 0							
7- 1		0- 0		0- 1		AWAY		2- 0		3- 0		2- 0							
6- 0		0- 0		0- 0		NEUTRAL		0- 0		2- 0		4- 0							
13- 1		0- 1		1- 0		NON-CONFERENCE		1- 0		5- 0		6- 0							
4- 1		0- 1		1- 0		HOME		0- 0		1- 0		2- 0							
3- 0		0- 0		0- 0		AWAY		1- 0		2- 0		0- 0							
6- 0		0- 0		0- 0		NEUTRAL		0- 0		2- 0		4- 0							
5- 3		0- 0		0- 1		CONFERENCE		2- 1		1- 1		2- 0							
1- 2		0- 0		0- 0		HOME		1- 1		0- 1		0- 0							
4- 1		0- 0		0- 1		AWAY		1- 0		1- 0		2- 0							
0- 0		0- 0		0- 0		NEUTRAL		0- 0		0- 0		0- 0							
RPI S	Opponent		Score		RPI S	Opponent		Score		RPI S	Opponent		Score		RPI S	Opponent		Score	
5	H	Texas	0	3	42	A	Colorado St.	0	3	92	A	Seton Hall	3	1	103	H	Texas Tech	3	1
					46	H	Baylor	3	0	94	H	San Diego St.	2	3	107	A	Villanova	3	1
										99	A	New Mexico	3	1	111	A	Wyoming	3	2
										99	H	New Mexico	3	0	135	A	SMU	3	1
															136	N	Alabama	3	1
															143	H	UNLV	1	3
															146	N	Boston College	3	0
															169	A	Boise St.	3	2
															185	H	Connecticut	3	0
															192	N	Colgate	3	1
															220	N	NJIT	3	0
															241	A	Air Force	3	0
															246	N	Lamar	3	0
															288	N	Loyola Maryland	3	2
															318	H	Grambling	3	0
LAST 10 GAMES																			

Non-Div. I Games:

TCU

Average RPI Win:		139	WON-LOST RECORD		WINNING PCT. RANK		LAST 10 GAMES		STRENGTH OF SCHEDULE		OPP. STRENGTH OF SCHEDULE		TEAM RPI		ADJ RPI		CONF. RPI		ADJ CONF. RPI	
DIV. I ONLY			12- 10		.54545 142		7- 3		16		76		57		.58383 56		11		11	
DIV. I NON-CONF.			5- 6		.45455 191		0- 0		8		39		54		.5985 50		9		9	
TOTALS		RPI 1-25		RPI 26-50		W-L RECORDS		RPI 51-100		RPI 101-150		RPI 150+								
12- 10		0- 3		0- 2		OVERALL		2- 5		7- 0		3- 0								
7- 4		0- 1		0- 1		HOME		2- 2		4- 0		1- 0								
4- 3		0- 1		0- 1		AWAY		0- 1		2- 0		2- 0								
1- 3		0- 1		0- 0		NEUTRAL		0- 2		1- 0		0- 0								
5- 6		0- 3		0- 0		NON-CONFERENCE		2- 3		3- 0		0- 0								
3- 2		0- 1		0- 0		HOME		2- 1		1- 0		0- 0								
1- 1		0- 1		0- 0		AWAY		0- 0		1- 0		0- 0								
1- 3		0- 1		0- 0		NEUTRAL		0- 2		1- 0		0- 0								
7- 4		0- 0		0- 2		CONFERENCE		0- 2		4- 0		3- 0								
4- 2		0- 0		0- 1		HOME		0- 1		3- 0		1- 0								
3- 2		0- 0		0- 1		AWAY		0- 1		1- 0		2- 0								
0- 0		0- 0		0- 0		NEUTRAL		0- 0		0- 0		0- 0								
RPI S	Opponent		Score		RPI S	Opponent		Score		RPI S	Opponent		Score		RPI S	Opponent		Score		
7 A	Hawaii		0	3	26 A	Tulsa		0	3	58 A	UAB		1	3	106 H	UTEP		3	0	
8 H	Stanford		0	3	38 H	Houston		0	3	59 H	Georgia Tech		3	2	117 H	Houston Baptist		3	0	
22 N	Cincinnati		2	3						66 N	North Dakota		2	3	122 N	Sam Houston St.		3	1	
										74 N	Pacific		2	3	134 A	Stephen F. Austin		3	0	
										85 H	UTSA		3	0	135 A	SMU		3	1	
										90 H	UCF		1	3	142 H	Southern Miss.		3	2	
										96 H	Delaware		2	3	145 H	Memphis		3	0	
															206 A	Marshall		3	1	
															206 A	Marshall		3	0	
															208 H	Tulane		3	1	
LAST 10 GAMES																				
	58 A	UAB	1	3		206 A	Marshall	3	1											
	145 H	Memphis	3	0		26 A	Tulsa	0	3											
	106 H	UTEP	3	0		135 A	SMU	3	1											
	90 H	UCF	1	3		142 H	Southern Miss.	3	2											
	206 A	Marshall	3	0		208 H	Tulane	3	1											

Non-Div. I Games:

Rice

Average RPI Win:	168	WON-LOST RECORD	WINNING PCT. RANK	LAST 10 GAMES	STRENGTH OF SCHEDULE	OPP. STRENGTH OF SCHEDULE	TEAM RPI	ADJ RPI	CONF. RPI	ADJ CONF. RPI					
Average RPI Loss:	41														
DIV. I ONLY		11- 8	.57895	130	7- 3	38	86	59	.58318	57	17	17			
DIV. I NON-CONF.		4- 6	.4	219	0- 1	9	14	60	.59329	55	16	17			
<hr/>															
TOTALS	RPI 1-25	RPI 26-50		W-L RECORDS		RPI 51-100		RPI 101-150		RPI 150+					
11- 8	0- 3	1- 3		OVERALL		1- 1		3- 1		6- 0					
5- 0	0- 0	0- 0		HOME		1- 0		1- 0		3- 0					
4- 4	0- 2	0- 1		AWAY		0- 1		2- 0		2- 0					
2- 4	0- 1	1- 2		NEUTRAL		0- 0		0- 1		1- 0					
<hr/>															
4- 6	0- 3	1- 2		NON-CONFERENCE		1- 0		1- 1		1- 0					
1- 0	0- 0	0- 0		HOME		1- 0		0- 0		0- 0					
1- 2	0- 2	0- 0		AWAY		0- 0		1- 0		0- 0					
2- 4	0- 1	1- 2		NEUTRAL		0- 0		0- 1		1- 0					
<hr/>															
7- 2	0- 0	0- 1		CONFERENCE		0- 1		2- 0		5- 0					
4- 0	0- 0	0- 0		HOME		0- 0		1- 0		3- 0					
3- 2	0- 0	0- 1		AWAY		0- 1		1- 0		2- 0					
0- 0	0- 0	0- 0		NEUTRAL		0- 0		0- 0		0- 0					
<hr/>															
RPI	S	Opponent	Score	RPI	S	Opponent	Score	RPI	S	Opponent	Score	RPI	S	Opponent	Score
4	A	UNI	0 3	26	N	Tulsa	1 3	88	H	Arkansas St.	3 1	105	N	Central Mich.	0 3
6	N	Minnesota	0 3	35	N	Marquette	3 1	89	A	Xavier	1 3	108	A	Duquesne	3 0
23	A	North Carolina	0 3	36	A	Dayton	1 3					112	A	Iowa	3 2
				40	N	Kansas	0 3					127	H	George Washington	3 0
												156	N	Miami (OH)	3 2
												178	H	Charlotte	3 1
												202	A	Rhode Island	3 2
												247	H	Temple	3 0
												286	A	Fordham	3 1
												310	H	La Salle	3 0
<hr/>															
				LAST 10 GAMES											
				108	A	Duquesne	3 0	89	A	Xavier	1 3				
				310	H	La Salle	3 0	36	A	Dayton	1 3				
				247	H	Temple	3 0	127	H	George Washington	3 0				
				202	A	Rhode Island	3 2	178	H	Charlotte	3 1				
				286	A	Fordham	3 1	26	N	Tulsa	1 3				

Non-Div. I Games:

Saint Louis

UAB

Average RPI Win: 162		WON-LOST RECORD		WINNING PCT. RANK		LAST 10 GAMES		STRENGTH OF SCHEDULE		OPP. STRENGTH OF SCHEDULE		TEAM RPI		ADJ RPI		CONF. RPI		ADJ CONF. RPI	
DIV. I ONLY		18- 5		.78261 31		7- 3		137		99		55		.58057 58		11		11	
DIV. I NON-CONF.		10- 2		.83333 29		0- 0		145		121		57		.58841 58		9		9	
TOTALS		RPI 1-25		RPI 26-50		W-L RECORDS		RPI 51-100		RPI 101-150		RPI 150+							
18- 5		0- 0		0- 2		OVERALL		5- 1		2- 2		11- 0							
3- 2		0- 0		0- 1		HOME		1- 0		0- 1		2- 0							
8- 1		0- 0		0- 1		AWAY		3- 0		2- 0		3- 0							
7- 2		0- 0		0- 0		NEUTRAL		1- 1		0- 1		6- 0							
10- 2		0- 0		0- 0		NON-CONFERENCE		2- 1		0- 1		8- 0							
0- 0		0- 0		0- 0		HOME		0- 0		0- 0		0- 0							
3- 0		0- 0		0- 0		AWAY		1- 0		0- 0		2- 0							
7- 2		0- 0		0- 0		NEUTRAL		1- 1		0- 1		6- 0							
8- 3		0- 0		0- 2		CONFERENCE		3- 0		2- 1		3- 0							
3- 2		0- 0		0- 1		HOME		1- 0		0- 1		2- 0							
5- 1		0- 0		0- 1		AWAY		2- 0		2- 0		1- 0							
0- 0		0- 0		0- 0		NEUTRAL		0- 0		0- 0		0- 0							
RPI S	Opponent	Score		RPI S	Opponent	Score		RPI S	Opponent	Score		RPI S	Opponent	Score					
				26 H	Tulsa	0 3		56 H	Rice	3 1		134 N	Stephen F. Austin	2 3					
				38 A	Houston	1 3		63 A	Creighton	3 1		135 H	SMU	0 3					
								86 N	Illinois St.	2 3		142 A	Southern Miss.	3 1					
								88 N	Arkansas St.	3 2		145 A	Memphis	3 0					
								90 A	UCF	3 1		157 N	Troy	3 0					
								90 A	UCF	3 2		161 N	Drake	3 0					
												164 A	Kennesaw St.	3 0					
												190 A	UT Martin	3 1					
												197 N	Akron	3 0					
												206 H	Marshall	3 1					
												208 A	Tulane	3 2					
												214 N	UNC Asheville	3 0					
												218 N	Eastern Ky.	3 0					
												259 N	McNeese St.	3 1					
												266 H	East Carolina	3 0					
				LAST 10 GAMES															
				56 H	Rice	3 1		90 A	UCF	3 1									
				38 A	Houston	1 3		142 A	Southern Miss.	3 1									
				135 H	SMU	0 3		208 A	Tulane	3 2									
				26 H	Tulsa	0 3		266 H	East Carolina	3 0									
				90 A	UCF	3 2		206 H	Marshall	3 1									

Non-Div. I Games:

UAB

Average RPI Win: 129		WON-LOST	WINNING	LAST 10	STRENGTH OF		OPP. STRENGTH	TEAM	ADJ	CONF.	ADJ CONF.
Average RPI Loss: 60		RECORD	PCT. RANK	GAMES	SCHEDULE		OF SCHEDULE	RPI	RPI	RPI	RPI
DIV. I ONLY		12-9	.57143	131	52		55	64	.57692	59	5
DIV. I NON-CONF.		7-3	.7	71	42		90	40	.60707	42	5
TOTALS		RPI 1-25	RPI 26-50		W-L RECORDS		RPI 51-100		RPI 101-150		RPI 150+
12-9	0-2	3-1		OVERALL		2-5		3-1		4-0	
7-3	0-1	2-0		HOME		1-1		2-1		2-0	
3-5	0-1	1-1		AWAY		0-3		0-0		2-0	
2-1	0-0	0-0		NEUTRAL		1-1		1-0		0-0	
7-3	0-0	2-0		NON-CONFERENCE		2-3		1-0		2-0	
5-1	0-0	2-0		HOME		1-1		0-0		2-0	
0-1	0-0	0-0		AWAY		0-1		0-0		0-0	
2-1	0-0	0-0		NEUTRAL		1-1		1-0		0-0	
5-6	0-2	1-1		CONFERENCE		0-2		2-1		2-0	
2-2	0-1	0-0		HOME		0-0		2-1		0-0	
3-4	0-1	1-1		AWAY		0-2		0-0		2-0	
0-0	0-0	0-0		NEUTRAL		0-0		0-0		0-0	
RPI S	Opponent	Score	RPI S	Opponent	Score	RPI S	Opponent	Score	RPI S	Opponent	Score
9 A	Florida St.	0 3	27 A	Miami (FL)	3 1	56 A	Rice	2 3	117 N	Houston Baptist	3 0
23 H	North Carolina	0 3	33 H	Kansas St.	3 1	60 A	Virginia Tech	2 3	124 H	North Carolina St.	2 3
			44 A	Duke	0 3	62 A	Clemson	0 3	129 H	Maryland	3 1
			49 H	Louisville	3 2	70 N	Furman	3 1	146 H	Boston College	3 0
						79 H	Samford	1 3	155 A	Virginia	3 1
						85 N	UTSA	1 3	182 A	Wake Forest	3 1
						87 H	Georgia	3 0	256 H	Mercer	3 0
									296 H	Tennessee Tech	3 0
LAST 10 GAMES											
			155 A	Virginia	3 1	129 H	Maryland	3 1			
			60 A	Virginia Tech	2 3	23 H	North Carolina	0 3			
			27 A	Miami (FL)	3 1	124 H	North Carolina St.	2 3			
			9 A	Florida St.	0 3	182 A	Wake Forest	3 1			
			146 H	Boston College	3 0	44 A	Duke	0 3			

Non-Div. I Games:

Georgia Tech

Average RPI Win:		151	WON-LOST	WINNING	LAST 10	STRENGTH OF		OPP. STRENGTH	TEAM	ADJ	CONF.	ADJ CONF.
Average RPI Loss:		41	RECORD	PCT. RANK	GAMES	SCHEDULE		OF SCHEDULE	RPI	RPI	RPI	RPI
DIV. I ONLY			13- 9	.59091	121	5- 5		53	48	60	.57594	60
DIV. I NON-CONF.			7- 4	.63636	98	0- 0		44	76	62	.58839	59
TOTALS		RPI 1-25	RPI 26-50		W-L RECORDS		RPI 51-100		RPI 101-150		RPI 150+	
13- 9	0- 4		0- 3		OVERALL		3- 1		5- 1		5- 0	
11- 4	0- 2		0- 2		HOME		3- 0		3- 0		5- 0	
2- 3	0- 2		0- 0		AWAY		0- 0		2- 1		0- 0	
0- 2	0- 0		0- 1		NEUTRAL		0- 1		0- 0		0- 0	
7- 4	0- 2		0- 1		NON-CONFERENCE		1- 1		3- 0		3- 0	
7- 1	0- 1		0- 0		HOME		1- 0		3- 0		3- 0	
0- 1	0- 1		0- 0		AWAY		0- 0		0- 0		0- 0	
0- 2	0- 0		0- 1		NEUTRAL		0- 1		0- 0		0- 0	
6- 5	0- 2		0- 2		CONFERENCE		2- 0		2- 1		2- 0	
4- 3	0- 1		0- 2		HOME		2- 0		0- 0		2- 0	
2- 2	0- 1		0- 0		AWAY		0- 0		2- 1		0- 0	
0- 0	0- 0		0- 0		NEUTRAL		0- 0		0- 0		0- 0	
RPI S	Opponent	Score	RPI S	Opponent	Score	RPI S	Opponent	Score	RPI S	Opponent	Score	
9 H	Florida St.	0 3	27 H	Miami (FL)	0 3	59 H	Georgia Tech	3 2	124 A	North Carolina St.	3 2	
15 A	Kentucky	0 3	28 N	Western Ky.	0 3	62 H	Clemson	3 2	125 H	Indiana	3 1	
16 H	Tennessee	1 3	44 H	Duke	2 3	64 N	Ohio	2 3	128 H	American	3 0	
23 A	North Carolina	0 3				92 H	Seton Hall	3 0	129 A	Maryland	3 2	
									146 A	Boston College	0 3	
									147 H	Cleveland St.	3 0	
									155 H	Virginia	3 1	
									182 H	Wake Forest	3 2	
									185 H	Connecticut	3 1	
									282 H	Chattanooga	3 1	
									288 H	High Point	3 1	
			LAST 10 GAMES									
			62 H	Clemson	3 2	182 H	Wake Forest	3 2				
			59 H	Georgia Tech	3 2	129 A	Maryland	3 2				
			124 A	North Carolina St.	3 2	146 A	Boston College	0 3				
			23 A	North Carolina	0 3	9 H	Florida St.	0 3				
			44 H	Duke	2 3	27 H	Miami (FL)	0 3				

Non-Div. I Games:

Virginia Tech

Average RPI Win:		185	WON-LOST RECORD		WINNING PCT. RANK		LAST 10 GAMES		STRENGTH OF SCHEDULE		OPP. STRENGTH OF SCHEDULE		TEAM RPI		ADJ RPI		CONF. RPI		ADJ CONF. RPI	
Average RPI Loss:		95																		
DIV. I ONLY			19- 4		.82609	18	10- 0		174	139	58	.57585	61	14	14					
DIV. I NON-CONF.			7- 3		.7	71	0- 0		173	127	98	.54501	99	14	14					
TOTALS		RPI 1-25		RPI 26-50			W-L RECORDS		RPI 51-100			RPI 101-150			RPI 150+					
19- 4	0- 1				1- 1	OVERALL		2- 0			3- 1			13- 1						
6- 1	0- 0				0- 0	HOME		1- 0			1- 0			4- 1						
9- 1	0- 1				1- 0	AWAY		1- 0			2- 0			5- 0						
4- 2	0- 0				0- 1	NEUTRAL		0- 0			0- 1			4- 0						
7- 3	0- 1				0- 1	NON-CONFERENCE		1- 0			0- 1			6- 0						
0- 0	0- 0				0- 0	HOME		0- 0			0- 0			0- 0						
3- 1	0- 1				0- 0	AWAY		1- 0			0- 0			2- 0						
4- 2	0- 0				0- 1	NEUTRAL		0- 0			0- 1			4- 0						
12- 1	0- 0				1- 0	CONFERENCE		1- 0			3- 0			7- 1						
6- 1	0- 0				0- 0	HOME		1- 0			1- 0			4- 1						
6- 0	0- 0				1- 0	AWAY		0- 0			2- 0			3- 0						
0- 0	0- 0				0- 0	NEUTRAL		0- 0			0- 0			0- 0						
RPI	S	Opponent		Score		RPI	S	Opponent		Score		RPI	S	Opponent		Score				
21	A	Oklahoma		0	3	39	N	Missouri St.		1	3	67	A	Arkansas		3	2			
						50	A	North Dakota St.		3	2									

Non-Div. I Games:

Oral Roberts

Non-Div. I Games:

Clemson

Average RPI Win:	181	WON-LOST	WINNING	LAST 10	STRENGTH OF	OPP. STRENGTH	TEAM	ADJ	CONF.	ADJ CONF.	
Average RPI Loss:	28	RECORD	PCT. RANK	GAMES	SCHEDULE	OF SCHEDULE	RPI	RPI	RPI	RPI	
DIV. I ONLY	13- 10	.56522	134	7- 3	55	61	66	.57375	63	8	9
DIV. I NON-CONF.	5- 7	.41667	209	0- 0	38	23	91	.55485	85	8	8
<hr/>											
TOTALS	RPI 1-25	RPI 26-50		W-L RECORDS	RPI 51-100		RPI 101-150		RPI 150+		
13- 10	0- 5	0- 4		OVERALL	3- 1		0- 0		10- 0		
8- 4	0- 2	0- 1		HOME	1- 1		0- 0		7- 0		
2- 6	0- 3	0- 3		AWAY	0- 0		0- 0		2- 0		
3- 0	0- 0	0- 0		NEUTRAL	2- 0		0- 0		1- 0		
5- 7	0- 4	0- 2		NON-CONFERENCE	2- 1		0- 0		3- 0		
2- 3	0- 1	0- 1		HOME	0- 1		0- 0		2- 0		
0- 4	0- 3	0- 1		AWAY	0- 0		0- 0		0- 0		
3- 0	0- 0	0- 0		NEUTRAL	2- 0		0- 0		1- 0		
8- 3	0- 1	0- 2		CONFERENCE	1- 0		0- 0		7- 0		
6- 1	0- 1	0- 0		HOME	1- 0		0- 0		5- 0		
2- 2	0- 0	0- 2		AWAY	0- 0		0- 0		2- 0		
0- 0	0- 0	0- 0		NEUTRAL	0- 0		0- 0		0- 0		
RPI S	Opponent	Score	RPI S	Opponent	Score	RPI S	Opponent	Score	RPI S	Opponent	Score
2 A	Nebraska	0 3	33 A	Kansas St.	2 3	58 H	UAB	1 3	161 H	Drake	3 0
4 H	UNI	0 3	35 H	Marquette	0 3	75 N	St. Mary's (CA)	3 0	173 A	Evansville	3 0
20 A	Texas A&M	0 3	39 A	Missouri St.	1 3	85 N	UTSA	3 2	173 H	Evansville	3 0
20 A	Texas A&M	1 3	45 A	Wichita St.	0 3	86 H	Illinois St.	3 1	183 H	South Dakota	3 1
23 H	Northern Ill.	0 3							201 A	Southern Ill.	3 1
									201 H	Southern Ill.	3 2
									230 H	Indiana St.	3 0
									235 H	Bradley	3 1
									259 H	McNeese St.	3 0
									291 N	Weber St.	3 0
<hr/>											
LAST 10 GAMES											
173 H Evansville				3 0	39 A Missouri St.				1 3		
201 H Southern Ill.				3 2	230 H Indiana St.				3 0		
4 H UNI				0 3	86 H Illinois St.				3 1		
235 H Bradley				3 1	201 A Southern Ill.				3 1		
45 A Wichita St.				0 3	173 A Evansville				3 0		

Non-Div. I Games:

Creighton

Average RPI Win: 167		WON-LOST RECORD		WINNING PCT. RANK		LAST 10 GAMES		STRENGTH OF SCHEDULE		OPP. STRENGTH OF SCHEDULE		TEAM RPI		ADJ RPI		CONF. RPI		ADJ CONF. RPI	
DIV. I ONLY		15- 9		.625 101		7- 3		69		89		62		.57299 64		7		8	
DIV. I NON-CONF.		8- 6		.57143 138		0- 0		62		82		79		.5572 78		10		10	
TOTALS		RPI 1-25		RPI 26-50		W-L RECORDS		RPI 51-100		RPI 101-150		RPI 150+							
15- 9		0- 3		0- 4		OVERALL		2- 0		5- 1		8- 1							
4- 3		0- 0		0- 2		HOME		0- 0		2- 0		2- 1							
5- 5		0- 3		0- 1		AWAY		1- 0		1- 1		3- 0							
6- 1		0- 0		0- 1		NEUTRAL		1- 0		2- 0		3- 0							
8- 6		0- 2		0- 2		NON-CONFERENCE		1- 0		3- 1		4- 1							
1- 2		0- 0		0- 1		HOME		0- 0		0- 0		1- 1							
1- 3		0- 2		0- 0		AWAY		0- 0		1- 1		0- 0							
6- 1		0- 0		0- 1		NEUTRAL		1- 0		2- 0		3- 0							
7- 3		0- 1		0- 2		CONFERENCE		1- 0		2- 0		4- 0							
3- 1		0- 0		0- 1		HOME		0- 0		2- 0		1- 0							
4- 2		0- 1		0- 1		AWAY		1- 0		0- 0		3- 0							
0- 0		0- 0		0- 0		NEUTRAL		0- 0		0- 0		0- 0							
RPI S	Opponent		Score		RPI S	Opponent		Score		RPI S	Opponent		Score		RPI S	Opponent		Score	
15 A	Kentucky		0	3	28 N	Western Ky.		1	3	60 N	Virginia Tech		3	2	107 N	Villanova		3	2
16 A	Tennessee		2	3	30 H	Ball St.		1	3	69 A	Eastern Mich.		3	0	123 H	Bowling Green		3	0
23 A	Northern Ill.		0	3	34 A	Western Mich.		0	3						129 N	Maryland		3	2
					49 H	Louisville		1	3						132 H	Toledo		3	0
															133 A	Ga. Southern		0	3
															141 A	Pittsburgh		3	2
															155 H	Virginia		1	3
															156 H	Miami (OH)		3	0
															197 A	Akron		3	0
															206 H	Marshall		3	0
															209 N	Georgia St.		3	1
															213 A	Buffalo		3	1
															237 A	Kent St.		3	0
															264 N	Presbyterian		3	1
															265 N	South Carolina St.		3	0
LAST 10 GAMES																			
	23 A	Northern Ill.		0	3		197 A	Akron		3	0								
	34 A	Western Mich.		0	3		69 A	Eastern Mich.		3	0								
	132 H	Toledo		3	0		237 A	Kent St.		3	0								
	30 H	Ball St.		1	3		156 H	Miami (OH)		3	0								
	213 A	Buffalo		3	1		123 H	Bowling Green		3	0								

Non-Div. I Games:

Ohio

Average RPI Win:	104	WON-LOST RECORD	WINNING PCT. RANK	LAST 10 GAMES	STRENGTH OF SCHEDULE	OPP. STRENGTH OF SCHEDULE	TEAM RPI	ADJ RPI	CONF. RPI	ADJ CONF. RPI			
DIV. I ONLY	12- 10	.54545	142	5- 5	39	39	63	.57158	65	9	7		
DIV. I NON-CONF.	7- 6	.53846	156	0- 1	18	25	47	.59966	49	7	7		
<hr/>													
TOTALS	RPI 1-25	RPI 26-50		W-L RECORDS	RPI 51-100		RPI 101-150		RPI 150+				
12- 10	0- 3	0- 1		OVERALL	6- 3		4- 1		2- 2				
3- 2	0- 0	0- 0		HOME	2- 1		0- 0		1- 1				
4- 6	0- 2	0- 0		AWAY	1- 2		2- 1		1- 1				
5- 2	0- 1	0- 1		NEUTRAL	3- 0		2- 0		0- 0				
<hr/>													
7- 6	0- 3	0- 1		NON-CONFERENCE	3- 1		3- 1		1- 0				
0- 0	0- 0	0- 0		HOME	0- 0		0- 0		0- 0				
2- 4	0- 2	0- 0		AWAY	0- 1		1- 1		1- 0				
5- 2	0- 1	0- 1		NEUTRAL	3- 0		2- 0		0- 0				
<hr/>													
5- 4	0- 0	0- 0		CONFERENCE	3- 2		1- 0		1- 2				
3- 2	0- 0	0- 0		HOME	2- 1		0- 0		1- 1				
2- 2	0- 0	0- 0		AWAY	1- 1		1- 0		0- 1				
0- 0	0- 0	0- 0		NEUTRAL	0- 0		0- 0		0- 0				
<hr/>													
RPI	S	Opponent	Score	RPI	S	Opponent	Score	RPI	S	Opponent	Score		
1	N	Illinois	1 3	27	N	Miami (FL)	0 3	51	A	Long Beach St.	3 2		
17	A	Pepperdine	0 3					104	A	Santa Clara	3 1		
18	A	San Diego	0 3					51	H	Long Beach St.	1 3		
								54	A	BYU	1 3		
								66	N	North Dakota	3 0		
								74	H	Pacific	3 1		
								75	N	St. Mary's (CA)	3 2		
								80	H	UC Davis	3 2		
								81	A	Cal Poly	2 3		
								87	N	Georgia	3 1		
								121	A	UC Irvine	3 0		
								125	N	Indiana	3 2		
								127	N	George Washington	3 0		
								137	A	Loyola Marymount	2 3		
								162	A	Cal St. Fullerton	2 3		
								162	H	Cal St. Fullerton	3 1		
								180	A	San Jose St.	3 1		
								186	H	UC Riverside	2 3		
<hr/>													
LAST 10 GAMES													
		51	H	Long Beach St.	1	3			137	A	Loyola Marymount	2	3
		162	H	Cal St. Fullerton	3	1			80	H	UC Davis	3	2
		186	H	UC Riverside	2	3			74	H	Pacific	3	1
		81	A	Cal Poly	2	3			162	A	Cal St. Fullerton	2	3
		121	A	UC Irvine	3	0			51	A	Long Beach St.	3	2

Non-Div. I Games:

UC Santa Barbara

Average RPI Win:	182	WON-LOST	WINNING	LAST 10	STRENGTH OF	OPP. STRENGTH	TEAM	ADJ	CONF.	ADJ CONF.	
Average RPI Loss:	74	RECORD	PCT. RANK	GAMES	SCHEDULE	OF SCHEDULE	RPI	RPI	RPI	RPI	
DIV. I ONLY	18- 4	.81818	21	8- 1	213	117	68	.57002	66	21	23
DIV. I NON-CONF.	12- 3	.8	38	2- 0	118	51	49	.60053	48	21	23
<hr/>											
TOTALS	RPI 1-25	RPI 26-50		W-L RECORDS		RPI 51-100		RPI 101-150		RPI 150+	
18- 4	0- 0	1- 1		OVERALL		1- 2		5- 1		11- 0	
7- 1	0- 0	1- 0		HOME		0- 0		1- 1		5- 0	
9- 0	0- 0	0- 0		AWAY		0- 0		3- 0		6- 0	
2- 3	0- 0	0- 1		NEUTRAL		1- 2		1- 0		0- 0	
<hr/>											
12- 3	0- 0	1- 1		NON-CONFERENCE		1- 2		4- 0		6- 0	
5- 0	0- 0	1- 0		HOME		0- 0		1- 0		3- 0	
5- 0	0- 0	0- 0		AWAY		0- 0		2- 0		3- 0	
2- 3	0- 0	0- 1		NEUTRAL		1- 2		1- 0		0- 0	
<hr/>											
6- 1	0- 0	0- 0		CONFERENCE		0- 0		1- 1		5- 0	
2- 1	0- 0	0- 0		HOME		0- 0		0- 1		2- 0	
4- 0	0- 0	0- 0		AWAY		0- 0		1- 0		3- 0	
0- 0	0- 0	0- 0		NEUTRAL		0- 0		0- 0		0- 0	
<hr/>											
RPI S	Opponent	Score	RPI S	Opponent	Score	RPI S	Opponent	Score	RPI S	Opponent	Score
36 N	Dayton	1 3	56 N	Rice	3 2	104 A	Santa Clara	3 1			
50 H	North Dakota St.	3 1	65 N	UC Santa Barbara	0 3	115 H	Utah Valley	1 3			
			78 N	James Madison	2 3	117 A	Houston Baptist	3 1			
						122 N	Sam Houston St.	3 1			
						134 A	Stephen F. Austin	3 1			
						148 H	South Dakota St.	3 0			
						180 A	San Jose St.	3 0			
						191 A	Green Bay	3 2			
						191 H	Green Bay	3 0			
						196 A	A&M-Corpus Christi	3 0			
						197 H	Montana	3 0			
						220 A	NJIT	3 1			
						220 H	NJIT	3 0			
						234 H	Southern Utah	3 0			
						279 A	Tex.-Pan American	3 0			
						317 A	Chicago St.	3 0			
						317 H	Chicago St.	3 0			
<hr/>											
			LAST 10 GAMES								
220 A	NJIT	3 1	317 H	Chicago St.	3 0						
317 A	Chicago St.	3 0	220 H	NJIT	3 0						
196 A	A&M-Corpus Christi	3 0	115 H	Utah Valley	1 3						
279 A	Tex.-Pan American	3 0	148 H	South Dakota St.	3 0						
117 A	Houston Baptist	3 1	134 A	Stephen F. Austin	3 1						

Non-Div. I Games: Minot St. 3 0 Neb. Omaha 3 1

North Dakota

Average RPI Win:	149	WON-LOST RECORD	WINNING PCT. RANK	LAST 10 GAMES	STRENGTH OF SCHEDULE	OPP. STRENGTH OF SCHEDULE	TEAM RPI	ADJ RPI	CONF. RPI	ADJ CONF. RPI	
DIV. I ONLY		14- 8	.63636 93	5- 5	96	43	67	.56936 67	4	4	
DIV. I NON-CONF.		8- 3	.72727 59	0- 0	82	103	61	.58845 57	4	4	
<hr/>											
TOTALS	RPI 1-25		RPI 26-50	W-L RECORDS		RPI 51-100		RPI 101-150		RPI 150+	
14- 8	0- 4		0- 1	OVERALL		4- 2		5- 1		5- 0	
6- 5	0- 2		0- 1	HOME		3- 2		2- 0		1- 0	
4- 3	0- 2		0- 0	AWAY		1- 0		2- 1		1- 0	
4- 0	0- 0		0- 0	NEUTRAL		0- 0		1- 0		3- 0	
<hr/>											
8- 3	0- 1		0- 1	NON-CONFERENCE		2- 1		1- 0		5- 0	
2- 2	0- 0		0- 1	HOME		1- 1		0- 0		1- 0	
2- 1	0- 1		0- 0	AWAY		1- 0		0- 0		1- 0	
4- 0	0- 0		0- 0	NEUTRAL		0- 0		1- 0		3- 0	
<hr/>											
6- 5	0- 3		0- 0	CONFERENCE		2- 1		4- 1		0- 0	
4- 3	0- 2		0- 0	HOME		2- 1		2- 0		0- 0	
2- 2	0- 1		0- 0	AWAY		0- 0		2- 1		0- 0	
0- 0	0- 0		0- 0	NEUTRAL		0- 0		0- 0		0- 0	
<hr/>											
RPI S	Opponent	Score	RPI S	Opponent	Score	RPI S	Opponent	Score	RPI S	Opponent	Score
12 A	Florida	0 3	42 H	Colorado St.	0 3	53 H	Middle Tenn.	3 0	102 A	South Carolina	3 0
15 H	Kentucky	1 3				61 H	Oral Roberts	2 3	120 N	Georgetown	3 2
16 H	Tennessee	0 3				87 H	Georgia	2 3	131 A	Ole Miss	2 3
21 A	Oklahoma	1 3				91 H	Auburn	3 1	131 H	Ole Miss	3 0
						93 H	Mississippi St.	3 0	136 A	Alabama	3 1
						95 A	Army	3 0	136 H	Alabama	3 0
									165 N	Dartmouth	3 1
									182 A	Wake Forest	3 0
									220 N	NJIT	3 0
									259 H	McNeese St.	3 0
									306 N	Charleston So.	3 0
<hr/>											
LAST 10 GAMES											
136 H Alabama 3 0						12 A Florida 0 3					
131 H Ole Miss 3 0						16 H Tennessee 0 3					
87 H Georgia 2 3						15 H Kentucky 1 3					
91 H Auburn 3 1						93 H Mississippi St. 3 0					
102 A South Carolina 3 0						131 A Ole Miss 2 3					

Non-Div. I Games:

Arkansas

Average RPI Win:		212	WON-LOST RECORD		WINNING PCT. RANK		LAST 10 GAMES		STRENGTH OF SCHEDULE		OPP. STRENGTH OF SCHEDULE		TEAM RPI		ADJ RPI		CONF. RPI		ADJ CONF. RPI					
DIV. I ONLY			16- 4		.8		24		8- 2		162		169		65		.56759		68		15		15	
DIV. I NON-CONF.			10- 2		.83333		29		2- 0		186		188		69		.57046		70		15		15	
TOTALS		RPI 1-25		RPI 26-50				W-L RECORDS				RPI 51-100				RPI 101-150				RPI 150+				
16- 4		0- 1		0- 1				OVERALL				1- 1				1- 0				14- 1				
6- 1		0- 0		0- 0				HOME				0- 1				1- 0				5- 0				
4- 2		0- 1		0- 0				AWAY				1- 0				0- 0				3- 1				
6- 1		0- 0		0- 1				NEUTRAL				0- 0				0- 0				6- 0				
10- 2		0- 1		0- 1				NON-CONFERENCE				0- 0				0- 0				10- 0				
2- 0		0- 0		0- 0				HOME				0- 0				0- 0				2- 0				
2- 1		0- 1		0- 0				AWAY				0- 0				0- 0				2- 0				
6- 1		0- 0		0- 1				NEUTRAL				0- 0				0- 0				6- 0				
6- 2		0- 0		0- 0				CONFERENCE				1- 1				1- 0				4- 1				
4- 1		0- 0		0- 0				HOME				0- 1				1- 0				3- 0				
2- 1		0- 0		0- 0				AWAY				1- 0				0- 0				1- 1				
0- 0		0- 0		0- 0				NEUTRAL				0- 0				0- 0				0- 0				
RPI	S	Opponent		Score		RPI	S	Opponent		Score		RPI	S	Opponent		Score		RPI	S	Opponent		Score		
18	A	San Diego		0 3		39	N	Missouri St.		0 3		78	A	James Madison		3 2		149	H	Towson		3 0		
												96	H	Delaware		0 3		174	A	Hofstra		2 3		
																		174	H	Hofstra		3 0		
																		186	N	UC Riverside		3 2		
																		189	A	Harvard		3 1		
																		203	A	George Mason		3 0		
																		207	H	Central Conn. St.		3 1		
																		209	H	Georgia St.		3 0		
																		212	A	St. John's (NY)		3 0		
																		213	N	Buffalo		3 0		
																		227	H	New Hampshire		3 0		
																		243	N	Fairleigh Dickinson		3 0		
																		251	N	Brown		3 0		
																		254	H	UNC Wilmington		3 1		
																		284	N	Holy Cross		3 0		
																		309	N	Navy		3 0		
LAST 10 GAMES																								
174 H Hofstra						3 0						149 H Towson						3 0						
78 A James Madison						3 2						96 H Delaware						0 3						
203 A George Mason						3 0						174 A Hofstra						2 3						
209 H Georgia St.						3 0						284 N Holy Cross						3 0						
254 H UNC Wilmington						3 1						189 A Harvard						3 1						

Non-Div. I Games:

Northeastern

Average RPI Win:	178	WON-LOST RECORD	WINNING PCT. RANK	LAST 10 GAMES	STRENGTH OF SCHEDULE	OPP. STRENGTH OF SCHEDULE	TEAM RPI	ADJ RPI	CONF. RPI	ADJ CONF. RPI		
DIV. I ONLY		19- 6	.76	39	7- 3	187	108	71	.56658	69	7	8
DIV. I NON-CONF.		12- 3	.8	38	0- 1	278	126	121	.53193	116	10	10
<hr/>												
TOTALS	RPI 1-25	RPI 26-50		W-L RECORDS		RPI 51-100		RPI 101-150		RPI 150+		
19- 6	1- 0	1- 2		OVERALL		0- 3		5- 1		12- 0		
5- 1	0- 0	1- 0		HOME		0- 1		1- 0		3- 0		
7- 4	1- 0	0- 2		AWAY		0- 1		3- 1		3- 0		
7- 1	0- 0	0- 0		NEUTRAL		0- 1		1- 0		6- 0		
12- 3	0- 0	0- 1		NON-CONFERENCE		0- 2		3- 0		9- 0		
1- 0	0- 0	0- 0		HOME		0- 0		0- 0		1- 0		
4- 2	0- 0	0- 1		AWAY		0- 1		2- 0		2- 0		
7- 1	0- 0	0- 0		NEUTRAL		0- 1		1- 0		6- 0		
7- 3	1- 0	1- 1		CONFERENCE		0- 1		2- 1		3- 0		
4- 1	0- 0	1- 0		HOME		0- 1		1- 0		2- 0		
3- 2	1- 0	0- 1		AWAY		0- 0		1- 1		1- 0		
0- 0	0- 0	0- 0		NEUTRAL		0- 0		0- 0		0- 0		
<hr/>												
RPI S	Opponent	Score	RPI S	Opponent	Score	RPI S	Opponent	Score	RPI S	Opponent	Score	
23 A	Northern Ill.	3 1	30 H	Ball St.	3 1	54 N	BYU	1 3	105 A	Central Mich.	2 3	
			34 A	Western Mich.	1 3	64 H	Ohio	0 3	116 A	IUPUI	3 1	
			47 A	Notre Dame	1 3	76 A	IPFW	2 3	123 A	Bowling Green	3 0	
									126 A	Utah	3 2	
									130 N	Idaho	3 0	
									132 H	Toledo	3 0	
									156 A	Miami (OH)	3 0	
									159 H	Oakland	3 0	
									186 N	UC Riverside	3 0	
									193 N	Butler	3 2	
									197 H	Akron	3 0	
									206 N	Marshall	3 0	
									211 A	Robert Morris	3 0	
									213 H	Buffalo	3 0	
									279 N	Tex.-Pan American	3 0	
									294 N	Stetson	3 0	
									305 N	Morgan St.	3 0	
									307 A	Youngstown St.	3 1	
			LAST 10 GAMES									
			197 H	Akron	3 0	132 H	Toledo	3 0				
			213 H	Buffalo	3 0	76 A	IPFW	2 3				
			123 A	Bowling Green	3 0	64 H	Ohio	0 3				
			156 A	Miami (OH)	3 0	105 A	Central Mich.	2 3				
			30 H	Ball St.	3 1	23 A	Northern Ill.	3 1				

Average RPI Win: 209		WON-LOST RECORD	WINNING PCT. RANK		LAST 10 GAMES		STRENGTH OF SCHEDULE		OPP. STRENGTH OF SCHEDULE		TEAM RPI	ADJ RPI	CONF. RPI	ADJ CONF. RPI	
Average RPI Loss: 69															
DIV. I ONLY		15- 7	.68182	70	8- 2		100		174		75	.56547	70	18	18
DIV. I NON-CONF.		7- 5	.58333	130	0- 0		129		105		119	.53656	110	23	22
TOTALS		RPI 1-25		RPI 26-50		W-L RECORDS		RPI 51-100		RPI 101-150		RPI 150+			
15- 7		0- 1		1- 1		OVERALL		1- 4		1- 1		12- 0			
6- 0		0- 0		0- 0		HOME		1- 0		1- 0		4- 0			
5- 4		0- 0		0- 1		AWAY		0- 2		0- 1		5- 0			
4- 3		0- 1		1- 0		NEUTRAL		0- 2		0- 0		3- 0			
7- 5		0- 1		1- 1		NON-CONFERENCE		0- 3		0- 0		6- 0			
0- 0		0- 0		0- 0		HOME		0- 0		0- 0		0- 0			
3- 2		0- 0		0- 1		AWAY		0- 1		0- 0		3- 0			
4- 3		0- 1		1- 0		NEUTRAL		0- 2		0- 0		3- 0			
8- 2		0- 0		0- 0		CONFERENCE		1- 1		1- 1		6- 0			
6- 0		0- 0		0- 0		HOME		1- 0		1- 0		4- 0			
2- 2		0- 0		0- 0		AWAY		0- 1		0- 1		2- 0			
0- 0		0- 0		0- 0		NEUTRAL		0- 0		0- 0		0- 0			
RPI S	Opponent	Score		RPI S	Opponent	Score		RPI S	Opponent	Score		RPI S	Opponent	Score	
10 N	Southern California	0	3	44 A	Duke	1	3	59 N	Georgia Tech	1	3	119 H	Col. of Charleston	3	1
				48 N	Wisconsin	3	1	62 A	Clemson	0	3	133 A	Ga. Southern	0	3
								79 H	Samford	3	0	158 A	Fla. Gulf Coast	3	1
								84 A	Appalachian St.	0	3	178 A	Charlotte	3	0
								90 N	UCF	0	3	184 H	Elon	3	0
												205 A	Davidson	3	1
												229 A	Western Caro.	3	1
												240 N	Campbell	3	0
												252 H	UNC Greensboro	3	0
												264 A	Presbyterian	3	0
												276 H	Wofford	3	0
												290 H	Citadel	3	1
												305 N	Morgan St.	3	0
												306 N	Charleston So.	3	1
				LAST 10 GAMES											
				184 H	Elon	3	0	119 H	Col. of Charleston	3	1				
				252 H	UNC Greensboro	3	0	276 H	Wofford	3	0				
				229 A	Western Caro.	3	1	79 H	Samford	3	0				
				84 A	Appalachian St.	0	3	133 A	Ga. Southern	0	3				
				290 H	Citadel	3	1	205 A	Davidson	3	1				

Non-Div. I Games:

Furman

Average RPI Win:	143	WON-LOST RECORD	WINNING PCT. RANK	LAST 10 GAMES	STRENGTH OF SCHEDULE	OPP. STRENGTH OF SCHEDULE	TEAM RPI	ADJ RPI	CONF. RPI	ADJ CONF. RPI				
DIV. I ONLY		13- 9	.59091	121	6- 4	76	71	70	.56526	71	6	6		
DIV. I NON-CONF.		8- 5	.61538	109	1- 0	48	83	67	.5804	67	6	6		
<hr/>														
TOTALS	RPI 1-25	RPI 26-50		W-L RECORDS		RPI 51-100		RPI 101-150		RPI 150+				
13- 9	1- 2	0- 3		OVERALL		2- 1		5- 2		5- 1				
7- 2	1- 1	0- 0		HOME		1- 1		3- 0		2- 0				
3- 4	0- 1	0- 0		AWAY		1- 0		1- 2		1- 1				
3- 3	0- 0	0- 3		NEUTRAL		0- 0		1- 0		2- 0				
<hr/>														
8- 5	0- 1	0- 3		NON-CONFERENCE		1- 0		3- 1		4- 0				
4- 0	0- 0	0- 0		HOME		1- 0		1- 0		2- 0				
1- 2	0- 1	0- 0		AWAY		0- 0		1- 1		0- 0				
3- 3	0- 0	0- 3		NEUTRAL		0- 0		1- 0		2- 0				
<hr/>														
5- 4	1- 1	0- 0		CONFERENCE		1- 1		2- 1		1- 1				
3- 2	1- 1	0- 0		HOME		0- 1		2- 0		0- 0				
2- 2	0- 0	0- 0		AWAY		1- 0		0- 1		1- 1				
0- 0	0- 0	0- 0		NEUTRAL		0- 0		0- 0		0- 0				
<hr/>														
RPI	S	Opponent	Score		RPI	S	Opponent	Score		RPI	S	Opponent	Score	
7	A	Hawaii	0	3	41	N	Arizona	2	3	75	A	St. Mary's (CA)	3	1
17	H	Pepperdine	1	3	45	N	Wichita St.	2	3	75	H	St. Mary's (CA)	1	3
18	H	San Diego	3	0	46	N	Baylor	0	3	81	H	Cal Poly	3	0

Average RPI Win:		192	WON-LOST RECORD		WINNING PCT. RANK	LAST 10 GAMES	STRENGTH OF SCHEDULE		OPP. STRENGTH OF SCHEDULE	TEAM RPI	ADJ RPI	CONF. RPI	ADJ CONF. RPI
Average RPI Loss:		52											
DIV. I ONLY		19- 4			.82609 18	10- 0	232		120	73	.56467 72	23	21
DIV. I NON-CONF.		7- 4			.63636 98	0- 0	115		29	76	.56415 74	20	20
TOTALS		RPI 1-25	RPI 26-50		W-L RECORDS		RPI 51-100		RPI 101-150		RPI 150+		
19- 4		0- 1	0- 2		OVERALL		1- 0		4- 1		14- 0		
8- 2		0- 1	0- 1		HOME		0- 0		2- 0		6- 0		
7- 2		0- 0	0- 1		AWAY		0- 0		1- 1		6- 0		
4- 0		0- 0	0- 0		NEUTRAL		1- 0		1- 0		2- 0		
7- 4		0- 1	0- 2		NON-CONFERENCE		1- 0		2- 1		4- 0		
2- 2		0- 1	0- 1		HOME		0- 0		1- 0		1- 0		
1- 2		0- 0	0- 1		AWAY		0- 0		0- 1		1- 0		
4- 0		0- 0	0- 0		NEUTRAL		1- 0		1- 0		2- 0		
12- 0		0- 0	0- 0		CONFERENCE		0- 0		2- 0		10- 0		
6- 0		0- 0	0- 0		HOME		0- 0		1- 0		5- 0		
6- 0		0- 0	0- 0		AWAY		0- 0		1- 0		5- 0		
0- 0		0- 0	0- 0		NEUTRAL		0- 0		0- 0		0- 0		
RPI S	Opponent	Score	RPI S	Opponent	Score	RPI S	Opponent	Score	RPI S	Opponent	Score		
23 H	Northern Ill.	0 3	34 A	Western Mich.	0 3	76 N	IPFW	3 1	111 N	Wyoming	3 1		
			35 H	Marquette	0 3				114 A	Arizona St.	1 3		
									139 H	Valparaiso	3 2		
									142 H	Southern Miss.	3 1		
									147 A	Cleveland St.	3 0		
									161 A	Drake	3 1		
									179 N	Denver	3 2		
									180 N	San Jose St.	3 1		
									191 A	Green Bay	3 2		
									191 H	Green Bay	3 1		
									193 A	Butler	3 0		
									193 H	Butler	3 0		
									194 H	Ill.-Chicago	3 0		
									197 H	Akron	3 1		
									261 A	Loyola Chicago	3 1		
									261 H	Loyola Chicago	3 0		
									262 A	Wright St.	3 0		
									262 H	Wright St.	3 0		
									307 A	Youngstown St.	3 0		
			LAST 10 GAMES										
			193 A	Butler	3 0	194 H	Ill.-Chicago	3 0					
			262 A	Wright St.	3 0	307 A	Youngstown St.	3 0					
			191 A	Green Bay	3 2	147 A	Cleveland St.	3 0					
			261 A	Loyola Chicago	3 1	262 H	Wright St.	3 0					
			139 H	Valparaiso	3 2	193 H	Butler	3 0					

Non-Div. I Games:

Milwaukee

Average RPI Win:		221	WON-LOST RECORD		WINNING PCT. RANK		LAST 10 GAMES		STRENGTH OF SCHEDULE		OPP. STRENGTH OF SCHEDULE		TEAM RPI		ADJ RPI		CONF. RPI		ADJ CONF. RPI				
DIV. I ONLY			17- 5		.77273 34		10- 0		178		173		78		.56168 73		27		27				
DIV. I NON-CONF.			5- 5		.5 164		0- 0		106		38		125		.53154 117		25		25				
TOTALS		RPI 1-25		RPI 26-50				W-L RECORDS		RPI 51-100				RPI 101-150				RPI 150+					
17- 5		0- 2		0- 1				OVERALL		1- 0				0- 2				16- 0					
9- 3		0- 2		0- 1				HOME		1- 0				0- 0				8- 0					
6- 1		0- 0		0- 0				AWAY		0- 0				0- 1				6- 0					
2- 1		0- 0		0- 0				NEUTRAL		0- 0				0- 1				2- 0					
5- 5		0- 2		0- 1				NON-CONFERENCE		1- 0				0- 2				4- 0					
3- 3		0- 2		0- 1				HOME		1- 0				0- 0				2- 0					
0- 1		0- 0		0- 0				AWAY		0- 0				0- 1				0- 0					
2- 1		0- 0		0- 0				NEUTRAL		0- 0				0- 1				2- 0					
12- 0		0- 0		0- 0				CONFERENCE		0- 0				0- 0				12- 0					
6- 0		0- 0		0- 0				HOME		0- 0				0- 0				6- 0					
6- 0		0- 0		0- 0				AWAY		0- 0				0- 0				6- 0					
0- 0		0- 0		0- 0				NEUTRAL		0- 0				0- 0				0- 0					
RPI	S	Opponent		Score		RPI	S	Opponent		Score		RPI	S	Opponent		Score		RPI	S	Opponent		Score	
19	H	Michigan		0	3	34	H	Western Mich.		2	3	84	H	Appalachian St.		3	1	103	A	Texas Tech		1	3
19	H	Michigan		1	3													143	N	UNLV		2	3
																		170	N	Central Ark.		3	0
																		175	A	Tennessee St.		3	2
																		175	H	Tennessee St.		3	0
																		190	A	UT Martin		3	1
																		190	H	UT Martin		3	0
																		203	H	George Mason		3	0
																		206	H	Marshall		3	0
																		218	H	Eastern Ky.		3	0
																		222	N	Northwestern St.		3	0
																		258	H	Jacksonville St.		3	0
																		260	H	Austin Peay		3	1
																		263	A	Southeast Mo. St.		3	1
																		278	A	Eastern Ill.		3	0
																		285	A	SIU Edwardsville		3	0
																		287	A	Murray St.		3	0
																		296	H	Tennessee Tech		3	0
LAST 10 GAMES																							
						190	A	UT Martin		3	1	175	A	Tennessee St.		3	2						
						263	A	Southeast Mo. St.		3	1	278	A	Eastern Ill.		3	0						
						287	A	Murray St.		3	0	285	A	SIU Edwardsville		3	0						
						258	H	Jacksonville St.		3	0	190	H	UT Martin		3	0						
						296	H	Tennessee Tech		3	0	218	H	Eastern Ky.		3	0						

Non-Div. I Games:

Morehead St.

Average RPI Win:		147	WON-LOST RECORD		WINNING PCT. RANK		LAST 10 GAMES		STRENGTH OF SCHEDULE		OPP. STRENGTH OF SCHEDULE		TEAM RPI		ADJ RPI		CONF. RPI		ADJ CONF. RPI				
DIV. I ONLY			14- 8		.63636	93	6- 4		101		69	74		.56145	74		9		7				
DIV. I NON-CONF.			9- 4		.69231	79	1- 0		65		66	58		.58737	61		7		7				
TOTALS		RPI 1-25		RPI 26-50		W-L RECORDS		RPI 51-100		RPI 101-150		RPI 150+											
14- 8		0- 2		0- 1		OVERALL		3- 4		5- 0		6- 1											
8- 3		0- 0		0- 1		HOME		2- 1		4- 0		2- 1											
3- 4		0- 1		0- 0		AWAY		0- 3		1- 0		2- 0											
3- 1		0- 1		0- 0		NEUTRAL		1- 0		0- 0		2- 0											
9- 4		0- 2		0- 1		NON-CONFERENCE		3- 0		2- 0		4- 1											
5- 2		0- 0		0- 1		HOME		2- 0		2- 0		1- 1											
1- 1		0- 1		0- 0		AWAY		0- 0		0- 0		1- 0											
3- 1		0- 1		0- 0		NEUTRAL		1- 0		0- 0		2- 0											
5- 4		0- 0		0- 0		CONFERENCE		0- 4		3- 0		2- 0											
3- 1		0- 0		0- 0		HOME		0- 1		2- 0		1- 0											
2- 3		0- 0		0- 0		AWAY		0- 3		1- 0		1- 0											
0- 0		0- 0		0- 0		NEUTRAL		0- 0		0- 0		0- 0											
RPI	S	Opponent		Score		RPI	S	Opponent		Score		RPI	S	Opponent		Score		RPI	S	Opponent		Score	
7	A	Hawaii		1	3	44	H	Duke		1	3	51	A	Long Beach St.		1	3	108	H	Duquesne		3	0
22	N	Cincinnati		0	3							56	N	Rice		3	2	121	A	UC Irvine		3	0
												65	A	UC Santa Barbara		1	3	121	H	UC Irvine		3	2
												80	H	UC Davis		0	3	137	H	Loyola Marymount		3	0
												81	A	Cal Poly		0	3	140	H	Cal St. Northridge		3	1
												93	H	Mississippi St.		3	0	162	A	Cal St. Fullerton		3	0
												95	H	Army		3	0	168	N	Utah St.		3	0
																		169	N	Boise St.		3	2
																		180	H	San Jose St.		1	3
																		186	H	UC Riverside		3	0
																		234	A	Southern Utah		3	0
																		274	H	CSU Bakersfield		3	0
LAST 10 GAMES																							
						121	A	UC Irvine		3	0	81	A	Cal Poly		0	3						
						51	A	Long Beach St.		1	3	65	A	UC Santa Barbara		1	3						
						162	A	Cal St. Fullerton		3	0	121	H	UC Irvine		3	2						
						186	H	UC Riverside		3	0	80	H	UC Davis		0	3						
						140	H	Cal St. Northridge		3	1	274	H	CSU Bakersfield		3	0						

Non-Div. I Games:

Pacific

Average RPI Win:	125	WON-LOST RECORD	WINNING PCT. RANK	LAST 10 GAMES	STRENGTH OF SCHEDULE	OPP. STRENGTH OF SCHEDULE	TEAM RPI	ADJ RPI	CONF. RPI	ADJ CONF. RPI	
DIV. I ONLY		10- 12	.45455 187	4- 6	41	26	81	.56077 75	6	6	
DIV. I NON-CONF.		5- 6	.45455 191	0- 0	33	13	71	.57375 69	6	6	
<hr/>											
TOTALS	RPI 1-25	RPI 26-50		W-L RECORDS	RPI 51-100		RPI 101-150		RPI 150+		
10- 12	0- 4	2- 1		OVERALL	2- 5		3- 2		3- 0		
5- 5	0- 1	0- 1		HOME	0- 2		3- 1		2- 0		
2- 4	0- 2	0- 0		AWAY	2- 1		0- 1		0- 0		
3- 3	0- 1	2- 0		NEUTRAL	0- 2		0- 0		1- 0		
<hr/>											
5- 6	0- 2	2- 1		NON-CONFERENCE	0- 3		2- 0		1- 0		
2- 2	0- 0	0- 1		HOME	0- 1		2- 0		0- 0		
0- 1	0- 1	0- 0		AWAY	0- 0		0- 0		0- 0		
3- 3	0- 1	2- 0		NEUTRAL	0- 2		0- 0		1- 0		
<hr/>											
5- 6	0- 2	0- 0		CONFERENCE	2- 2		1- 2		2- 0		
3- 3	0- 1	0- 0		HOME	0- 1		1- 1		2- 0		
2- 3	0- 1	0- 0		AWAY	2- 1		0- 1		0- 0		
0- 0	0- 0	0- 0		NEUTRAL	0- 0		0- 0		0- 0		
<hr/>											
RPI S	Opponent	Score	RPI S	Opponent	Score	RPI S	Opponent	Score	RPI S	Opponent	Score
1 N	Illinois	0 3	33 H	Kansas St.	1 3	54 A	BYU	0 3	104 H	Santa Clara	3 2
2 A	Nebraska	2 3	44 N	Duke	3 2	54 A	BYU	3 0	115 H	Utah Valley	3 2
17 A	Pepperdine	2 3	47 N	Notre Dame	3 0	63 N	Creighton	0 3	137 A	Loyola Marymount	0 3
18 H	San Diego	2 3				65 N	UC Santa Barbara	2 3	137 H	Loyola Marymount	2 3
						71 A	San Francisco	3 1	138 H	Sacramento St.	3 1
						71 H	San Francisco	1 3	188 H	Portland	3 1
						81 H	Cal Poly	1 3	199 H	Gonzaga	3 0
									291 N	Weber St.	3 0
<hr/>											
LAST 10 GAMES											
137 H Loyola Marymount 2 3					199 H Gonzaga 3 0						
71 A San Francisco 3 1					137 A Loyola Marymount 0 3						
104 H Santa Clara 3 2					17 A Pepperdine 2 3						
18 H San Diego 2 3					71 H San Francisco 1 3						
188 H Portland 3 1					54 A BYU 0 3						

Non-Div. I Games:

St. Mary's (CA)

Average RPI Win:	178	WON-LOST RECORD	WINNING PCT. RANK	LAST 10 GAMES	STRENGTH OF SCHEDULE	OPP. STRENGTH OF SCHEDULE	TEAM RPI	ADJ RPI	CONF. RPI	ADJ CONF. RPI	
DIV. I ONLY		16- 7	.69565 66	8- 2	114	140	72	.56059 76	14	14	
DIV. I NON-CONF.		7- 4	.63636 98	1- 0	128	156	102	.54164 103	14	14	
<hr/>											
TOTALS	RPI 1-25	RPI 26-50		W-L RECORDS	RPI 51-100		RPI 101-150		RPI 150+		
16- 7	0- 0	1- 2		OVERALL	1- 2		5- 1		9- 2		
5- 1	0- 0	1- 0		HOME	1- 0		1- 0		2- 1		
8- 4	0- 0	0- 2		AWAY	0- 1		3- 0		5- 1		
3- 2	0- 0	0- 0		NEUTRAL	0- 1		1- 1		2- 0		
<hr/>											
7- 4	0- 0	0- 1		NON-CONFERENCE	1- 1		2- 1		4- 1		
1- 0	0- 0	0- 0		HOME	1- 0		0- 0		0- 0		
3- 2	0- 0	0- 1		AWAY	0- 0		1- 0		2- 1		
3- 2	0- 0	0- 0		NEUTRAL	0- 1		1- 1		2- 0		
<hr/>											
9- 3	0- 0	1- 1		CONFERENCE	0- 1		3- 0		5- 1		
4- 1	0- 0	1- 0		HOME	0- 0		1- 0		2- 1		
5- 2	0- 0	0- 1		AWAY	0- 1		2- 0		3- 0		
0- 0	0- 0	0- 0		NEUTRAL	0- 0		0- 0		0- 0		
<hr/>											
RPI S	Opponent	Score	RPI S	Opponent	Score	RPI S	Opponent	Score	RPI S	Opponent	Score
			30 A	Ball St.	1 3	61 A	Oral Roberts	2 3	108 N	Duquesne	0 3
			50 A	North Dakota St.	1 3	69 H	Eastern Mich.	3 2	111 N	Wyoming	3 0
			50 H	North Dakota St.	3 1	72 N	Milwaukee	1 3	116 A	IUPUI	3 2
									147 A	Cleveland St.	3 1
									148 A	South Dakota St.	3 2
									148 H	South Dakota St.	3 0
									159 A	Oakland	3 0
									159 H	Oakland	1 3
									161 A	Drake	2 3
									183 H	South Dakota	3 0
									228 A	Western Ill.	3 2
									234 A	Southern Utah	3 1
									237 A	Kent St.	3 0
									239 N	DePaul	3 2
									249 H	UMKC	3 1
									261 N	Loyola Chicago	3 0
									262 A	Wright St.	3 0
<hr/>											
LAST 10 GAMES											
			148 A	South Dakota St.	3 2	183 H	South Dakota	3 0			
			50 A	North Dakota St.	1 3	69 H	Eastern Mich.	3 2			
			159 A	Oakland	3 0	234 A	Southern Utah	3 1			
			228 A	Western Ill.	3 2	61 A	Oral Roberts	2 3			
			249 H	UMKC	3 1	50 H	North Dakota St.	3 1			

Non-Div. I Games:

IPFW

Average RPI Win: 205		WON-LOST	WINNING	LAST 10	STRENGTH OF		OPP. STRENGTH	TEAM	ADJ	CONF.	ADJ CONF.				
Average RPI Loss: 77		RECORD	PCT. RANK	GAMES	SCHEDULE		OF SCHEDULE	RPI	RPI	RPI	RPI				
DIV. I ONLY		16- 6	.72727	51	127		186	76	.56058	77	24	24			
DIV. I NON-CONF.		7- 6	.53846	156	76		119	107	.53961	106	24	24			
<hr/>															
TOTALS		RPI 1-25		RPI 26-50		W-L RECORDS		RPI 51-100		RPI 101-150		RPI 150+			
16- 6		0- 0		1- 3		OVERALL		0- 2		1- 0		14- 1			
9- 2		0- 0		1- 1		HOME		0- 1		0- 0		8- 0			
5- 2		0- 0		0- 2		AWAY		0- 0		0- 0		5- 0			
2- 2		0- 0		0- 0		NEUTRAL		0- 1		1- 0		1- 1			
<hr/>															
7- 6		0- 0		1- 3		NON-CONFERENCE		0- 2		1- 0		5- 1			
4- 2		0- 0		1- 1		HOME		0- 1		0- 0		3- 0			
1- 2		0- 0		0- 2		AWAY		0- 0		0- 0		1- 0			
2- 2		0- 0		0- 0		NEUTRAL		0- 1		1- 0		1- 1			
<hr/>															
9- 0		0- 0		0- 0		CONFERENCE		0- 0		0- 0		9- 0			
5- 0		0- 0		0- 0		HOME		0- 0		0- 0		5- 0			
4- 0		0- 0		0- 0		AWAY		0- 0		0- 0		4- 0			
0- 0		0- 0		0- 0		NEUTRAL		0- 0		0- 0		0- 0			
<hr/>															
RPI	S	Opponent	Score	RPI	S	Opponent	Score	RPI	S	Opponent	Score				
				28	H	Western Ky.	0 3	88	H	Arkansas St.	1 3	139	N	Valparaiso	3 1
				38	A	Houston	0 3	89	N	Xavier	0 3	152	H	Belmont	3 2
				47	A	Notre Dame	0 3					158	H	Fla. Gulf Coast	3 1
				49	H	Louisville	3 1					164	A	Kennesaw St.	3 0
												170	N	Central Ark.	2 3
												173	A	Evansville	3 1
												178	H	Charlotte	3 0
												188	N	Portland	3 2
												225	H	East Tenn. St.	3 0
												231	A	North Florida	3 0
												238	A	Jacksonville	3 0
												256	A	Mercer	3 0
												260	H	Austin Peay	3 0
												280	H	S.C. Upstate	3 0
												294	H	Stetson	3 0
												296	H	Tennessee Tech	3 1
<hr/>															
LAST 10 GAMES															
				158	H	Fla. Gulf Coast	3 1	152	H	Belmont	3 2				
				294	H	Stetson	3 0	225	H	East Tenn. St.	3 0				
				49	H	Louisville	3 1	280	H	S.C. Upstate	3 0				
				231	A	North Florida	3 0	173	A	Evansville	3 1				
				238	A	Jacksonville	3 0	164	A	Kennesaw St.	3 0				

Non-Div. I Games:

Lipscomb

Average RPI Win:	207	WON-LOST	WINNING	LAST 10	STRENGTH OF	OPP. STRENGTH	TEAM	ADJ	CONF.	ADJ CONF.	
Average RPI Loss:	99	RECORD	PCT. RANK	GAMES	SCHEDULE	OF SCHEDULE	RPI	RPI	RPI	RPI	
DIV. I ONLY	17- 6	.73913	45	8- 2	126	201	69	.55997	78	15	15
DIV. I NON-CONF.	10- 4	.71429	67	1- 0	135	226	83	.55037	91	15	15
<hr/>											
TOTALS	RPI 1-25	RPI 26-50		W-L RECORDS	RPI 51-100		RPI 101-150		RPI 150+		
17- 6	0- 0	0- 1		OVERALL	1- 3		1- 1		15- 1		
9- 3	0- 0	0- 0		HOME	0- 2		0- 1		9- 0		
5- 2	0- 0	0- 0		AWAY	0- 1		1- 0		4- 1		
3- 1	0- 0	0- 1		NEUTRAL	1- 0		0- 0		2- 0		
<hr/>											
10- 4	0- 0	0- 1		NON-CONFERENCE	1- 1		0- 1		9- 1		
5- 2	0- 0	0- 0		HOME	0- 1		0- 1		5- 0		
2- 1	0- 0	0- 0		AWAY	0- 0		0- 0		2- 1		
3- 1	0- 0	0- 1		NEUTRAL	1- 0		0- 0		2- 0		
<hr/>											
7- 2	0- 0	0- 0		CONFERENCE	0- 2		1- 0		6- 0		
4- 1	0- 0	0- 0		HOME	0- 1		0- 0		4- 0		
3- 1	0- 0	0- 0		AWAY	0- 1		1- 0		2- 0		
0- 0	0- 0	0- 0		NEUTRAL	0- 0		0- 0		0- 0		
<hr/>											
RPI	S	Opponent	Score	RPI	S	Opponent	Score	RPI	S	Opponent	Score
				36	N	Dayton	0 3	66	N	North Dakota	3 2
								68	H	Northeastern	2 3
								84	H	Appalachian St.	0 3
								96	A	Delaware	1 3
								120	H	Georgetown	2 3
								149	A	Towson	3 1
								174	H	Hofstra	3 0
								176	H	Liberty	3 1
								181	A	VCU	3 0
								181	H	VCU	3 1
								191	A	Green Bay	2 3
								195	H	Lehigh	3 2
								203	H	George Mason	3 0
								205	N	Davidson	3 1
								211	H	Robert Morris	3 0
								216	A	William & Mary	3 0
								216	H	William & Mary	3 0
								225	H	East Tenn. St.	3 0
								262	N	Wright St.	3 0
								273	A	Radford	3 1
								288	A	High Point	3 0
								292	H	Coastal Caro.	3 0
<hr/>											
LAST 10 GAMES											
				216	A	William & Mary	3 0	149	A	Towson	3 1
				181	A	VCU	3 0	96	A	Delaware	1 3
				68	H	Northeastern	2 3	203	H	George Mason	3 0
				174	H	Hofstra	3 0	181	H	VCU	3 1
				273	A	Radford	3 1	216	H	William & Mary	3 0

Non-Div. I Games:

James Madison

Average RPI Win: 223		WON-LOST	WINNING	LAST 10	STRENGTH OF		OPP. STRENGTH	TEAM	ADJ		CONF.	ADJ CONF.
Average RPI Loss: 80		RECORD	PCT. RANK	GAMES	SCHEDULE		OF SCHEDULE	RPI	RPI		RPI	RPI
DIV. I ONLY		21- 3	.875	8	8- 2		234	253	77		.55937	79
DIV. I NON-CONF.		13- 1	.92857	12	0- 0		281	285	95		.54704	97
TOTALS		RPI 1-25	RPI 26-50		W-L RECORDS		RPI 51-100		RPI 101-150		RPI 150+	
21- 3		0- 0	0- 0		OVERALL		2- 3		3- 0		16- 0	
9- 0		0- 0	0- 0		HOME		1- 0		2- 0		6- 0	
5- 2		0- 0	0- 0		AWAY		1- 2		1- 0		3- 0	
7- 1		0- 0	0- 0		NEUTRAL		0- 1		0- 0		7- 0	
13- 1		0- 0	0- 0		NON-CONFERENCE		2- 1		1- 0		10- 0	
4- 0		0- 0	0- 0		HOME		1- 0		1- 0		2- 0	
2- 0		0- 0	0- 0		AWAY		1- 0		0- 0		1- 0	
7- 1		0- 0	0- 0		NEUTRAL		0- 1		0- 0		7- 0	
8- 2		0- 0	0- 0		CONFERENCE		0- 2		2- 0		6- 0	
5- 0		0- 0	0- 0		HOME		0- 0		1- 0		4- 0	
3- 2		0- 0	0- 0		AWAY		0- 2		1- 0		2- 0	
0- 0		0- 0	0- 0		NEUTRAL		0- 0		0- 0		0- 0	
RPI S	Opponent	Score	RPI S	Opponent	Score	RPI S	Opponent	Score	RPI S	Opponent	Score	
						59 A	Georgia Tech	3 1	119 H	Col. of Charleston	3 0	
						70 A	Furman	0 3	133 A	Ga. Southern	3 1	
						84 A	Appalachian St.	1 3	136 H	Alabama	3 2	
						87 N	Georgia	1 3	157 H	Troy	3 0	
						88 H	Arkansas St.	3 2	184 H	Elon	3 1	
									205 A	Davidson	3 0	
									214 H	UNC Asheville	3 0	
									229 A	Western Caro.	3 0	
									252 H	UNC Greensboro	3 0	
									256 N	Mercer	3 0	
									257 N	Louisiana Tech	3 0	
									281 N	Hampton	3 0	
									282 H	Chattanooga	3 0	
									290 H	Citadel	3 0	
									293 N	Alabama A&M	3 0	
									294 N	Stetson	3 0	
									308 N	Southeastern La.	3 1	
									312 A	Bethune-Cookman	3 0	
									327 N	Savannah St.	3 0	
LAST 10 GAMES												
						133 A	Ga. Southern	3 1	252 H	UNC Greensboro	3 0	
						205 A	Davidson	3 0	282 H	Chattanooga	3 0	
						290 H	Citadel	3 0	70 A	Furman	0 3	
						119 H	Col. of Charleston	3 0	229 A	Western Caro.	3 0	
						184 H	Elon	3 1	84 A	Appalachian St.	1 3	

Non-Div. I Games:

Samford

Average RPI Win: 156		WON-LOST RECORD		WINNING PCT. RANK		LAST 10 GAMES		STRENGTH OF SCHEDULE		OPP. STRENGTH OF SCHEDULE		TEAM RPI		ADJ RPI		CONF. RPI		ADJ CONF. RPI	
DIV. I ONLY		18- 6		.75 40		5- 5		205		78		79		.55704 80		9		7	
DIV. I NON-CONF.		14- 1		.93333 10		1- 0		196		87		45		.60306 45		7		7	
TOTALS		RPI 1-25		RPI 26-50		W-L RECORDS		RPI 51-100		RPI 101-150		RPI 150+							
18- 6		0- 0		2- 1		OVERALL		2- 3		5- 1		9- 1							
6- 0		0- 0		0- 0		HOME		0- 0		2- 0		4- 0							
5- 5		0- 0		1- 0		AWAY		1- 3		2- 1		1- 1							
7- 1		0- 0		1- 1		NEUTRAL		1- 0		1- 0		4- 0							
14- 1		0- 0		2- 1		NON-CONFERENCE		1- 0		3- 0		8- 0							
3- 0		0- 0		0- 0		HOME		0- 0		0- 0		3- 0							
4- 0		0- 0		1- 0		AWAY		0- 0		2- 0		1- 0							
7- 1		0- 0		1- 1		NEUTRAL		1- 0		1- 0		4- 0							
4- 5		0- 0		0- 0		CONFERENCE		1- 3		2- 1		1- 1							
3- 0		0- 0		0- 0		HOME		0- 0		2- 0		1- 0							
1- 5		0- 0		0- 0		AWAY		1- 3		0- 1		0- 1							
0- 0		0- 0		0- 0		NEUTRAL		0- 0		0- 0		0- 0							
RPI S	Opponent	Score		RPI S	Opponent	Score		RPI S	Opponent	Score		RPI S	Opponent	Score					
				26 A	Tulsa	3	0	51 A	Long Beach St.	0	3	121 A	UC Irvine	1	3				
				37 N	Missouri	3	1	65 A	UC Santa Barbara	2	3	121 H	UC Irvine	3	2				
				50 N	North Dakota St.	1	3	74 A	Pacific	3	0	138 A	Sacramento St.	3	2				
								81 A	Cal Poly	0	3	140 H	Cal St. Northridge	3	0				
								85 N	UTSA	3	0	143 N	UNLV	3	0				
												150 A	Northern Colo.	3	2				
												160 N	Colorado	3	1				
												161 N	Drake	3	0				
												162 A	Cal St. Fullerton	0	3				
												174 H	Hofstra	3	1				
												179 A	Denver	3	2				
												186 H	UC Riverside	3	0				
												215 N	Texas-Arlington	3	0				
												241 H	Air Force	3	0				
												269 H	Seattle	3	1				
												316 N	Ark.-Pine Bluff	3	0				
				LAST 10 GAMES															
				121 A	UC Irvine	1	3	65 A	UC Santa Barbara	2	3								
				162 A	Cal St. Fullerton	0	3	81 A	Cal Poly	0	3								
				51 A	Long Beach St.	0	3	121 H	UC Irvine	3	2								
				140 H	Cal St. Northridge	3	0	74 A	Pacific	3	0								
				186 H	UC Riverside	3	0	269 H	Seattle	3	1								

Non-Div. I Games:

UC Davis

Average RPI Win: 170		WON-LOST RECORD		WINNING PCT. RANK		LAST 10 GAMES		STRENGTH OF SCHEDULE		OPP. STRENGTH OF SCHEDULE		TEAM RPI		ADJ RPI		CONF. RPI		ADJ CONF. RPI	
DIV. I ONLY		14- 7		.66667 75		6- 4		148		79		81		.55237 82		4		4	
DIV. I NON-CONF.		7- 3		.7 71		0- 0		202		202		123		.53036 122		4		4	
TOTALS		RPI 1-25		RPI 26-50		W-L RECORDS		RPI 51-100		RPI 101-150		RPI 150+							
14- 7		0- 3		0- 2		OVERALL		4- 1		4- 1		6- 0							
7- 4		0- 2		0- 1		HOME		3- 0		1- 1		3- 0							
4- 2		0- 1		0- 1		AWAY		1- 0		3- 0		0- 0							
3- 1		0- 0		0- 0		NEUTRAL		0- 1		0- 0		3- 0							
7- 3		0- 0		0- 2		NON-CONFERENCE		1- 1		0- 0		6- 0							
3- 1		0- 0		0- 1		HOME		0- 0		0- 0		3- 0							
1- 1		0- 0		0- 1		AWAY		1- 0		0- 0		0- 0							
3- 1		0- 0		0- 0		NEUTRAL		0- 1		0- 0		3- 0							
7- 4		0- 3		0- 0		CONFERENCE		3- 0		4- 1		0- 0							
4- 3		0- 2		0- 0		HOME		3- 0		1- 1		0- 0							
3- 1		0- 1		0- 0		AWAY		0- 0		3- 0		0- 0							
0- 0		0- 0		0- 0		NEUTRAL		0- 0		0- 0		0- 0							
RPI	S	Opponent		Score		RPI	S	Opponent		Score		RPI	S	Opponent		Score			
12	A	Florida		0	3	27	H	Miami (FL)		2	3	52	A	New Mexico St.		3	1		
15	H	Kentucky		0	3	28	A	Western Ky.		1	3	87	H	Georgia		3	1		
16	H	Tennessee		1	3							89	N	Xavier		2	3		
												91	H	Auburn		3	1		
												93	H	Mississippi St.		3	0		
														102 A South Carolina		3	1		
														131 A Ole Miss		3	2		
														131 H Ole Miss		2	3		
														136 A Alabama		3	1		
														136 H Alabama		3	0		
														182 N Wake Forest		3	0		
														217 N UALR		3	1		
														250 H La.-Lafayette		3	0		
														258 H Jacksonville St.		3	0		
														318 N Grambling		3	0		
														325 H Alcorn St.		3	0		
				LAST 10 GAMES															
				131	H	Ole Miss	2	3	102	A	South Carolina	3	1						
				136	H	Alabama	3	0	15	H	Kentucky	0	3						
				91	H	Auburn	3	1	16	H	Tennessee	1	3						
				87	H	Georgia	3	1	93	H	Mississippi St.	3	0						
				12	A	Florida	0	3	136	A	Alabama	3	1						

Non-Div. I Games:

LSU

Average RPI Win:		201	WON-LOST RECORD		WINNING PCT. RANK		LAST 10 GAMES		STRENGTH OF SCHEDULE		OPP. STRENGTH OF SCHEDULE		TEAM RPI		ADJ RPI		CONF. RPI		ADJ CONF. RPI	
DIV. I ONLY			13- 7		.65 90		6- 4		116		123		83		.55188 83		16		16	
DIV. I NON-CONF.			8- 3		.72727 59		1- 0		177		133		89		.55031 92		17		16	
TOTALS		RPI 1-25		RPI 26-50		W-L RECORDS		RPI 51-100		RPI 101-150		RPI 150+								
13- 7		0- 1		0- 3		OVERALL		2- 3		0- 0		11- 0								
4- 2		0- 0		0- 1		HOME		1- 1		0- 0		3- 0								
4- 3		0- 1		0- 1		AWAY		1- 1		0- 0		3- 0								
5- 2		0- 0		0- 1		NEUTRAL		0- 1		0- 0		5- 0								
8- 3		0- 1		0- 1		NON-CONFERENCE		1- 1		0- 0		7- 0								
2- 0		0- 0		0- 0		HOME		0- 0		0- 0		2- 0								
1- 1		0- 1		0- 0		AWAY		1- 0		0- 0		0- 0								
5- 2		0- 0		0- 1		NEUTRAL		0- 1		0- 0		5- 0								
5- 4		0- 0		0- 2		CONFERENCE		1- 2		0- 0		4- 0								
2- 2		0- 0		0- 1		HOME		1- 1		0- 0		1- 0								
3- 2		0- 0		0- 1		AWAY		0- 1		0- 0		3- 0								
0- 0		0- 0		0- 0		NEUTRAL		0- 0		0- 0		0- 0								
RPI	S	Opponent		Score		RPI	S	Opponent		Score		RPI	S	Opponent		Score				
25	A	California		0 3		28	A	Western Ky.		0 3		53	A	Middle Tenn.		0 3				
						28	H	Western Ky.		0 3		53	H	Middle Tenn.		0 3				
						37	N	Missouri		0 3		88	H	Arkansas St.		3 2				
												90	A	UCF		3 2				
												91	N	Auburn		2 3				

Non-Div. I Games:

FIU

Average RPI Win:	185	WON-LOST RECORD	WINNING PCT. RANK	LAST 10 GAMES	STRENGTH OF SCHEDULE	OPP. STRENGTH OF SCHEDULE	TEAM RPI	ADJ RPI	CONF. RPI	ADJ CONF. RPI		
DIV. I ONLY		16- 8	.66667	75	8- 2	104	162	80	.55126	84	18	18
DIV. I NON-CONF.		8- 6	.57143	138	0- 0	100	94	106	.53771	109	23	22
<hr/>												
TOTALS	RPI 1-25	RPI 26-50		W-L RECORDS		RPI 51-100		RPI 101-150		RPI 150+		
16- 8	0- 0	0- 2		OVERALL		3- 1		2- 3		11- 2		
9- 1	0- 0	0- 0		HOME		2- 0		1- 0		6- 1		
4- 4	0- 0	0- 1		AWAY		1- 1		1- 1		2- 1		
3- 3	0- 0	0- 1		NEUTRAL		0- 0		0- 2		3- 0		
<hr/>												
8- 6	0- 0	0- 2		NON-CONFERENCE		1- 1		1- 2		6- 1		
4- 1	0- 0	0- 0		HOME		0- 0		1- 0		3- 1		
1- 2	0- 0	0- 1		AWAY		1- 1		0- 0		0- 0		
3- 3	0- 0	0- 1		NEUTRAL		0- 0		0- 2		3- 0		
<hr/>												
8- 2	0- 0	0- 0		CONFERENCE		2- 0		1- 1		5- 1		
5- 0	0- 0	0- 0		HOME		2- 0		0- 0		3- 0		
3- 2	0- 0	0- 0		AWAY		0- 0		1- 1		2- 1		
0- 0	0- 0	0- 0		NEUTRAL		0- 0		0- 0		0- 0		
<hr/>												
RPI	S	Opponent	Score	RPI	S	Opponent	Score	RPI	S	Opponent	Score	
34	N	Western Mich.	1 3	70	H	Furman	3 0	119	A	Col. of Charleston	0 3	
40	A	Kansas	0 3	73	A	Morehead St.	1 3	120	N	Georgetown	0 3	
				78	A	James Madison	3 0	124	H	North Carolina St.	3 1	
				79	H	Samford	3 1	133	A	Ga. Southern	3 1	
								148	N	South Dakota St.	1 3	
								152	N	Belmont	3 0	
								164	H	Kennesaw St.	3 0	
								178	H	Charlotte	2 3	
								182	H	Wake Forest	3 0	
								184	A	Elon	1 3	
								203	N	George Mason	3 1	
								216	H	William & Mary	3 2	
								225	N	East Tenn. St.	3 1	
								229	H	Western Caro.	3 0	
								252	A	UNC Greensboro	3 1	
								276	H	Wofford	3 0	
								282	H	Chattanooga	3 0	
								290	A	Citadel	3 1	
<hr/>												
LAST 10 GAMES												
290	A	Citadel	3 1	133	A	Ga. Southern	3 1					
119	A	Col. of Charleston	0 3	252	A	UNC Greensboro	3 1					
276	H	Wofford	3 0	184	A	Elon	1 3					
70	H	Furman	3 0	282	H	Chattanooga	3 0					
229	H	Western Caro.	3 0	79	H	Samford	3 1					

Non-Div. I Games:

Appalachian St.

Average RPI Win: 187		WON-LOST RECORD		WINNING PCT. RANK		LAST 10 GAMES		STRENGTH OF SCHEDULE		OPP. STRENGTH OF SCHEDULE		TEAM RPI		ADJ RPI		CONF. RPI		ADJ CONF. RPI											
DIV. I ONLY		16- 8		.66667 75		10- 0		158		94		90		.54955 85		20		20											
DIV. I NON-CONF.		6- 8		.42857 206		0- 0		113		27		143		.51377 138		18		18											
TOTALS		RPI 1-25		RPI 26-50		W-L RECORDS		RPI 51-100		RPI 101-150		RPI 150+																	
16- 8		0- 2		0- 1		OVERALL		2- 3		3- 2		11- 0																	
8- 0		0- 0		0- 0		HOME		0- 0		2- 0		6- 0																	
5- 4		0- 2		0- 0		AWAY		1- 1		0- 1		4- 0																	
3- 4		0- 0		0- 1		NEUTRAL		1- 2		1- 1		1- 0																	
6- 8		0- 2		0- 1		NON-CONFERENCE		1- 3		1- 2		4- 0																	
2- 0		0- 0		0- 0		HOME		0- 0		0- 0		2- 0																	
1- 4		0- 2		0- 0		AWAY		0- 1		0- 1		1- 0																	
3- 4		0- 0		0- 1		NEUTRAL		1- 2		1- 1		1- 0																	
10- 0		0- 0		0- 0		CONFERENCE		1- 0		2- 0		7- 0																	
6- 0		0- 0		0- 0		HOME		0- 0		2- 0		4- 0																	
4- 0		0- 0		0- 0		AWAY		1- 0		0- 0		3- 0																	
0- 0		0- 0		0- 0		NEUTRAL		0- 0		0- 0		0- 0																	
RPI	S	Opponent		Score		RPI	S	Opponent		Score		RPI	S	Opponent		Score													
5	A	Texas		1	3	37	N	Missouri		2	3	56	A	Rice		0	3	104	N	Santa Clara		2	3						
20	A	Texas A&M		0	3							59	N	Georgia Tech		3	1	117	A	Houston Baptist		2	3						
												63	N	Creighton		2	3	122	H	Sam Houston St.		3	0						
												80	N	UC Davis		0	3	134	H	Stephen F. Austin		3	0						
												98	A	Texas St.		3	0	135	N	SMU		3	1						
																		161	N	Drake		3	0						
																		171	H	West Virginia		3	0						
																		179	A	Denver		3	1						
																		196	A	A&M-Corpus Christi		3	0						
																		196	H	A&M-Corpus Christi		3	0						
																		215	A	Texas-Arlington		3	0						
																		221	H	Nicholls St.		3	0						
																		246	H	Lamar		3	0						
																		259	A	McNeese St.		3	0						
																		297	H	Prairie View		3	0						
																		308	H	Southeastern La.		3	0						
						LAST 10 GAMES																							
						246 H Lamar						3 0						196 A A&M-Corpus Christi						3 0					
						196 H A&M-Corpus Christi						3 0						134 H Stephen F. Austin						3 0					
						221 H Nicholls St.						3 0						122 H Sam Houston St.						3 0					
						308 H Southeastern La.						3 0						215 A Texas-Arlington						3 0					
						259 A McNeese St.						3 0						98 A Texas St.						3 0					

Non-Div. I Games:

UTSA

Average RPI Win:	205	WON-LOST RECORD	WINNING PCT. RANK	LAST 10 GAMES	STRENGTH OF SCHEDULE	OPP. STRENGTH OF SCHEDULE	TEAM RPI	ADJ RPI	CONF. RPI	ADJ CONF. RPI	
Average RPI Loss:	76										
DIV. I ONLY	14- 9	.6087	113	6- 4	93	151	86	.54909	86	8	9
DIV. I NON-CONF.	8- 4	.66667	82	0- 0	126	240	100	.5425	101	8	8
<hr/>											
TOTALS	RPI 1-25	RPI 26-50		W-L RECORDS		RPI 51-100		RPI 101-150		RPI 150+	
14- 9	0- 2	0- 2		OVERALL		1- 1		1- 3		12- 1	
7- 1	0- 1	0- 0		HOME		0- 0		0- 0		7- 0	
3- 6	0- 1	0- 2		AWAY		0- 1		0- 2		3- 0	
4- 2	0- 0	0- 0		NEUTRAL		1- 0		1- 1		2- 1	
<hr/>											
8- 4	0- 0	0- 0		NON-CONFERENCE		1- 0		1- 3		6- 1	
3- 0	0- 0	0- 0		HOME		0- 0		0- 0		3- 0	
1- 2	0- 0	0- 0		AWAY		0- 0		0- 2		1- 0	
4- 2	0- 0	0- 0		NEUTRAL		1- 0		1- 1		2- 1	
<hr/>											
6- 5	0- 2	0- 2		CONFERENCE		0- 1		0- 0		6- 0	
4- 1	0- 1	0- 0		HOME		0- 0		0- 0		4- 0	
2- 4	0- 1	0- 2		AWAY		0- 1		0- 0		2- 0	
0- 0	0- 0	0- 0		NEUTRAL		0- 0		0- 0		0- 0	
<hr/>											
RPI S	Opponent	Score	RPI S	Opponent	Score	RPI S	Opponent	Score	RPI S	Opponent	Score
4 A	UNI	1 3	39 A	Missouri St.	2 3	58 N	UAB	3 2	111 A	Wyoming	0 3
4 H	UNI	1 3	45 A	Wichita St.	0 3	63 A	Creighton	1 3	115 A	Utah Valley	2 3
						134 N Stephen F. Austin 3 2					
						144 N Northern Ariz. 2 3					
						161 A Drake 3 0					
						163 N Idaho St. 2 3					
						173 H Evansville 3 1					
						190 A UT Martin 3 0					
						201 H Southern Ill. 3 1					
						209 N Georgia St. 3 1					
						228 H Western Ill. 3 1					
						230 H Indiana St. 3 1					
						235 A Bradley 3 0					
						235 H Bradley 3 1					
						261 H Loyola Chicago 3 0					
						274 N CSU Bakersfield 3 0					
						285 H SIU Edwardsville 3 1					
<hr/>											
LAST 10 GAMES											
4 A UNI 1 3						161 A Drake 3 0					
235 A Bradley 3 0						63 A Creighton 1 3					
230 H Indiana St. 3 1						235 H Bradley 3 1					
201 H Southern Ill. 3 1						4 H UNI 1 3					
173 H Evansville 3 1						45 A Wichita St. 0 3					

Average RPI Win: 130		WON-LOST	WINNING	LAST 10	STRENGTH OF		OPP. STRENGTH	TEAM	ADJ		CONF.	ADJ CONF.
Average RPI Loss: 58		RECORD	PCT. RANK	GAMES	SCHEDULE		OF SCHEDULE	RPI	RPI		RPI	RPI
DIV. I ONLY		9- 13	.40909	210	17		37	89	.54882		87	4
DIV. I NON-CONF.		4- 6	.4	219	50		68	129	.52642		128	4
TOTALS		RPI 1-25	RPI 26-50		W-L RECORDS		RPI 51-100		RPI 101-150		RPI 150+	
9- 13		0- 6	0- 2		OVERALL		4- 3		2- 1		3- 1	
6- 5		0- 3	0- 1		HOME		1- 0		2- 1		3- 0	
2- 5		0- 3	0- 0		AWAY		2- 2		0- 0		0- 0	
1- 3		0- 0	0- 1		NEUTRAL		1- 1		0- 0		0- 1	
4- 6		0- 1	0- 2		NON-CONFERENCE		1- 2		0- 0		3- 1	
3- 1		0- 0	0- 1		HOME		0- 0		0- 0		3- 0	
0- 2		0- 1	0- 0		AWAY		0- 1		0- 0		0- 0	
1- 3		0- 0	0- 1		NEUTRAL		1- 1		0- 0		0- 1	
5- 7		0- 5	0- 0		CONFERENCE		3- 1		2- 1		0- 0	
3- 4		0- 3	0- 0		HOME		1- 0		2- 1		0- 0	
2- 3		0- 2	0- 0		AWAY		2- 1		0- 0		0- 0	
0- 0		0- 0	0- 0		NEUTRAL		0- 0		0- 0		0- 0	
RPI S	Opponent	Score	RPI S	Opponent	Score	RPI S	Opponent	Score	RPI S	Opponent	Score	
12 H	Florida	0 3	27 N	Miami (FL)	0 3	59 A	Georgia Tech	0 3	102 H	South Carolina	3 0	
15 A	Kentucky	1 3	40 H	Kansas	0 3	65 N	UC Santa Barbara	1 3	131 H	Ole Miss	3 1	
15 H	Kentucky	1 3				67 A	Arkansas	3 2	136 H	Alabama	1 3	
16 A	Tennessee	0 3				79 N	Samford	3 1	164 H	Kennesaw St.	3 0	
16 H	Tennessee	1 3				82 A	LSU	1 3	176 H	Liberty	3 0	
17 A	Pepperdine	1 3				91 H	Auburn	3 1	256 N	Mercer	2 3	
						93 A	Mississippi St.	3 1	267 H	Florida A&M	3 0	
LAST 10 GAMES												
16 H	Tennessee	1 3	91 H	Auburn	3 1							
15 H	Kentucky	1 3	12 H	Florida	0 3							
67 A	Arkansas	3 2	102 H	South Carolina	3 0							
82 A	LSU	1 3	136 H	Alabama	1 3							
93 A	Mississippi St.	3 1	131 H	Ole Miss	3 1							

Non-Div. I Games:

Georgia

Average RPI Win: 201		WON-LOST	WINNING	LAST 10	STRENGTH OF		OPP. STRENGTH	TEAM	ADJ		CONF.	ADJ CONF.
Average RPI Loss: 70		RECORD	PCT. RANK	GAMES	SCHEDULE		OF SCHEDULE	RPI	RPI		RPI	RPI
DIV. I ONLY		17- 7	.70833	60	7- 2		173	142	88		16	16
DIV. I NON-CONF.		9- 5	.64286	94	0- 0		189	148	130		17	16
TOTALS		RPI 1-25	RPI 26-50		W-L RECORDS		RPI 51-100		RPI 101-150		RPI 150+	
17- 7		0- 0	0- 2		OVERALL		2- 4		0- 1		15- 0	
6- 0		0- 0	0- 0		HOME		0- 0		0- 0		6- 0	
5- 4		0- 0	0- 1		AWAY		2- 3		0- 0		3- 0	
6- 3		0- 0	0- 1		NEUTRAL		0- 1		0- 1		6- 0	
9- 5		0- 0	0- 1		NON-CONFERENCE		1- 3		0- 1		8- 0	
1- 0		0- 0	0- 0		HOME		0- 0		0- 0		1- 0	
2- 3		0- 0	0- 1		AWAY		1- 2		0- 0		1- 0	
6- 2		0- 0	0- 0		NEUTRAL		0- 1		0- 1		6- 0	
8- 2		0- 0	0- 1		CONFERENCE		1- 1		0- 0		7- 0	
5- 0		0- 0	0- 0		HOME		0- 0		0- 0		5- 0	
3- 1		0- 0	0- 0		AWAY		1- 1		0- 0		2- 0	
0- 1		0- 0	0- 1		NEUTRAL		0- 0		0- 0		0- 0	
RPI S	Opponent	Score	RPI S	Opponent	Score	RPI S	Opponent	Score	RPI S	Opponent	Score	
			28 N	Western Ky.	0 3	53 A	Middle Tenn.	3 2	148 N	South Dakota St.	2 3	
			39 A	Missouri St.	1 3	57 A	Saint Louis	1 3	157 H	Troy	3 0	
						58 N	UAB	2 3	170 N	Central Ark.	3 0	
						77 A	Lipscomb	3 1	174 N	Hofstra	3 2	
						79 A	Samford	2 3	177 H	North Texas	3 0	
						83 A	FIU	2 3	178 N	Charlotte	3 2	
									179 H	Denver	3 1	
									197 N	Akron	3 0	
									217 A	UALR	3 1	
									217 H	UALR	3 1	
									222 A	Northwestern St.	3 0	
									248 H	South Ala.	3 1	
									263 H	Southeast Mo. St.	3 0	
									271 A	Fla. Atlantic	3 0	
									296 N	Tennessee Tech	3 0	
									325 N	Alcorn St.	3 0	
LAST 10 GAMES												
			271 A	Fla. Atlantic	3 0	157 H	Troy	3 0				
			83 A	FIU	2 3	248 H	South Ala.	3 1				
			217 A	UALR	3 1	217 H	UALR	3 1				
			177 H	North Texas	3 0	28 N	Western Ky.	0 3				
			179 H	Denver	3 1	53 A	Middle Tenn.	3 2				

Non-Div. I Games:

Arkansas St.

Average RPI Win:		176	WON-LOST RECORD		WINNING PCT. RANK		LAST 10 GAMES		STRENGTH OF SCHEDULE		OPP. STRENGTH OF SCHEDULE		TEAM RPI		ADJ RPI		CONF. RPI		ADJ CONF. RPI	
DIV. I ONLY			14- 8		.63636 93		7- 3		135		102		93		.54696 89		17		17	
DIV. I NON-CONF.			8- 5		.61538 109		1- 0		119		41		86		.55671 80		16		17	
TOTALS		RPI 1-25		RPI 26-50		W-L RECORDS		RPI 51-100		RPI 101-150		RPI 150+								
14- 8		1- 1		0- 3		OVERALL		3- 0		1- 3		9- 1								
5- 0		0- 0		0- 0		HOME		1- 0		1- 0		3- 0								
2- 7		0- 1		0- 3		AWAY		0- 0		0- 2		2- 1								
7- 1		1- 0		0- 0		NEUTRAL		2- 0		0- 1		4- 0								
8- 5		1- 1		0- 2		NON-CONFERENCE		2- 0		0- 2		5- 0								
1- 0		0- 0		0- 0		HOME		0- 0		0- 0		1- 0								
0- 4		0- 1		0- 2		AWAY		0- 0		0- 1		0- 0								
7- 1		1- 0		0- 0		NEUTRAL		2- 0		0- 1		4- 0								
6- 3		0- 0		0- 1		CONFERENCE		1- 0		1- 1		4- 1								
4- 0		0- 0		0- 0		HOME		1- 0		1- 0		2- 0								
2- 3		0- 0		0- 1		AWAY		0- 0		0- 1		2- 1								
0- 0		0- 0		0- 0		NEUTRAL		0- 0		0- 0		0- 0								
RPI	S	Opponent		Score		RPI	S	Opponent		Score		RPI	S	Opponent		Score				
19	A	Michigan		1	3	28	A	Western Ky.		1	3	57	H	Saint Louis		3	1			
20	N	Texas A&M		3	2	36	A	Dayton		1	3	77	N	Lipscomb		3	0			
						38	A	Houston		0	3	82	N	LSU		3	2			

Non-Div. I Games:

Xavier

Average RPI Win: 166		WON-LOST RECORD		WINNING PCT. RANK		LAST 10 GAMES		STRENGTH OF SCHEDULE		OPP. STRENGTH OF SCHEDULE		TEAM RPI		ADJ RPI		CONF. RPI		ADJ CONF. RPI	
Average RPI Loss: 88																			
DIV. I ONLY		13- 9		.59091 121		4- 6		97		105		87		.54643 90		11		11	
DIV. I NON-CONF.		8- 3		.72727 59		0- 0		87		123		64		.58547 65		9		9	
TOTALS		RPI 1-25		RPI 26-50		W-L RECORDS		RPI 51-100		RPI 101-150		RPI 150+							
13- 9		1- 0		0- 3		OVERALL		2- 3		3- 1		7- 2							
8- 6		0- 0		0- 2		HOME		0- 3		3- 0		5- 1							
3- 3		0- 0		0- 1		AWAY		1- 0		0- 1		2- 1							
2- 0		1- 0		0- 0		NEUTRAL		1- 0		0- 0		0- 0							
8- 3		1- 0		0- 1		NON-CONFERENCE		1- 1		1- 0		5- 1							
5- 3		0- 0		0- 1		HOME		0- 1		1- 0		4- 1							
1- 0		0- 0		0- 0		AWAY		0- 0		0- 0		1- 0							
2- 0		1- 0		0- 0		NEUTRAL		1- 0		0- 0		0- 0							
5- 6		0- 0		0- 2		CONFERENCE		1- 2		2- 1		2- 1							
3- 3		0- 0		0- 1		HOME		0- 2		2- 0		1- 0							
2- 3		0- 0		0- 1		AWAY		1- 0		0- 1		1- 1							
0- 0		0- 0		0- 0		NEUTRAL		0- 0		0- 0		0- 0							
RPI S	Opponent	Score		RPI S	Opponent	Score		RPI S	Opponent	Score		RPI S	Opponent	Score					
10 N	Southern California	3 0		26 H	Tulsa	1 3		56 A	Rice	3 1		106 H	UTEP	3 0					
				31 H	Michigan St.	0 3		58 H	UAB	1 3		135 H	SMU	3 0					
				38 A	Houston	1 3		58 H	UAB	2 3		141 H	Pittsburgh	3 0					
								70 N	Furman	3 0		142 A	Southern Miss.	2 3					
								83 H	FIU	2 3		151 H	South Fla.	1 3					
												158 A	Fla. Gulf Coast	3 0					
												206 A	Marshall	0 3					
												208 H	Tulane	3 0					
												231 H	North Florida	3 1					
												248 H	South Ala.	3 0					
												252 H	UNC Greensboro	3 0					
												266 A	East Carolina	3 0					
												271 H	Fla. Atlantic	3 0					
				LAST 10 GAMES															
				142 A	Southern Miss.	2 3		58 H	UAB	1 3									
				208 H	Tulane	3 0		206 A	Marshall	0 3									
				38 A	Houston	1 3		266 A	East Carolina	3 0									
				56 A	Rice	3 1		26 H	Tulsa	1 3									
				58 H	UAB	2 3		135 H	SMU	3 0									

Non-Div. I Games:

UCF

Average RPI Win: 163		WON-LOST RECORD	WINNING PCT. RANK		LAST 10 GAMES		STRENGTH OF SCHEDULE		OPP. STRENGTH OF SCHEDULE		TEAM RPI	ADJ RPI	CONF. RPI	ADJ CONF. RPI			
Average RPI Loss: 39			9- 13	.40909	210	3- 7	40	35	101	.54537	91	4	4				
DIV. I ONLY																	
DIV. I NON-CONF.		6- 4	.6	118	0- 0	71	65	73	.56843	71	4	4					
TOTALS		RPI 1-25		RPI 26-50		W-L RECORDS		RPI 51-100		RPI 101-150		RPI 150+					
9- 13		0- 7		0- 2		OVERALL		2- 4		4- 0		3- 0					
4- 3		0- 3		0- 0		HOME		0- 0		3- 0		1- 0					
1- 7		0- 2		0- 1		AWAY		1- 4		0- 0		0- 0					
4- 3		0- 2		0- 1		NEUTRAL		1- 0		1- 0		2- 0					
6- 4		0- 2		0- 2		NON-CONFERENCE		2- 0		1- 0		3- 0					
1- 0		0- 0		0- 0		HOME		0- 0		0- 0		1- 0					
1- 1		0- 0		0- 1		AWAY		1- 0		0- 0		0- 0					
4- 3		0- 2		0- 1		NEUTRAL		1- 0		1- 0		2- 0					
3- 9		0- 5		0- 0		CONFERENCE		0- 4		3- 0		0- 0					
3- 3		0- 3		0- 0		HOME		0- 0		3- 0		0- 0					
0- 6		0- 2		0- 0		AWAY		0- 4		0- 0		0- 0					
0- 0		0- 0		0- 0		NEUTRAL		0- 0		0- 0		0- 0					
RPI	S	Opponent		Score		RPI	S	Opponent		Score		RPI	S	Opponent		Score	
12	H	Florida		0 3		27	A	Miami (FL)		0 3		53	A	Middle Tenn.		3 2	
15	A	Kentucky		0 3		37	N	Missouri		0 3		67	A	Arkansas		1 3	
15	H	Kentucky		2 3								82	A	LSU		1 3	
16	A	Tennessee		0 3								83	N	FIU		3 2	
16	H	Tennessee		1 3								87	A	Georgia		1 3	
21	N	Oklahoma		0 3								93	A	Mississippi St.		2 3	
23	N	North Carolina		0 3													
						LAST 10 GAMES											
						15 H Kentucky		2 3		87 A Georgia		1 3					
						16 H Tennessee		1 3		102 H South Carolina		3 0					
						82 A LSU		1 3		12 H Florida		0 3					
						67 A Arkansas		1 3		131 H Ole Miss		3 0					
						93 A Mississippi St.		2 3		136 H Alabama		3 0					

Non-Div. I Games:

Auburn

Average RPI Win:		167	WON-LOST RECORD		WINNING PCT. RANK		LAST 10 GAMES		STRENGTH OF SCHEDULE		OPP. STRENGTH OF SCHEDULE		TEAM RPI		ADJ RPI		CONF. RPI		ADJ CONF. RPI							
Average RPI Loss:		84																								
DIV. I ONLY			13- 10		.56522		134		6- 4		81		97		84		.54386		92							
DIV. I NON-CONF.			9- 6		.6		118		2- 0		69		101		77		.55539		84							
TOTALS		RPI 1-25		RPI 26-50		W-L RECORDS		RPI 51-100		RPI 101-150		RPI 150+														
13- 10		1- 2		0- 3		OVERALL		0- 2		3- 1		9- 2														
5- 2		1- 0		0- 1		HOME		0- 1		1- 0		3- 0														
6- 5		0- 0		0- 2		AWAY		0- 1		1- 1		5- 1														
2- 3		0- 2		0- 0		NEUTRAL		0- 0		1- 0		1- 1														
9- 6		0- 2		0- 1		NON-CONFERENCE		0- 2		2- 0		7- 1														
4- 1		0- 0		0- 0		HOME		0- 1		1- 0		3- 0														
3- 2		0- 0		0- 1		AWAY		0- 1		0- 0		3- 0														
2- 3		0- 2		0- 0		NEUTRAL		0- 0		1- 0		1- 1														
4- 4		1- 0		0- 2		CONFERENCE		0- 0		1- 1		2- 1														
1- 1		1- 0		0- 1		HOME		0- 0		0- 0		0- 0														
3- 3		0- 0		0- 1		AWAY		0- 0		1- 1		2- 1														
0- 0		0- 0		0- 0		NEUTRAL		0- 0		0- 0		0- 0														
RPI	S	Opponent		Score		RPI	S	Opponent		Score		RPI	S	Opponent		Score										
16	N	Tennessee		0	3	34	A	Western Mich.		1	3	55	H	TCU		1	3	118	A	Syracuse	1	3				
22	H	Cincinnati		3	0	35	A	Marquette		2	3	60	A	Virginia Tech		0	3	128	N	American	3	0				
23	N	North Carolina		0	3	49	H	Louisville		0	3															
											141											A	Pittsburgh		3	1
											146											H	Boston College		3	2
											151											A	South Fla.		3	1
											171											A	West Virginia		3	1
											172											A	Princeton		3	0
											174											H	Hofstra		3	0
											176											N	Liberty		3	1
											187											H	Long Island		3	0
											192											A	Colgate		3	1
											213	N	Buffalo		0	3										
											220	H	NJIT		3	0										
											236	A	Rutgers		0	3										
											286	A	Fordham		3	1										
						LAST 10 GAMES																				
						118 A Syracuse						1	3	151 A South Fla.						3	1					
						35 A Marquette						2	3	286 A Fordham						3	1					
						236 A Rutgers						0	3	171 A West Virginia						3	1					
						22 H Cincinnati						3	0	141 A Pittsburgh						3	1					
						49 H Louisville						0	3	172 A Princeton						3	0					

Non-Div. I Games:

Seton Hall

[illegible]

Non-Div. I Games:

Mississippi St.

Average RPI Win:		167	WON-LOST RECORD		WINNING PCT. RANK		LAST 10 GAMES		STRENGTH OF SCHEDULE		OPP. STRENGTH OF SCHEDULE		TEAM RPI		ADJ RPI		CONF. RPI		ADJ CONF. RPI	
Average RPI Loss:		98																		
DIV. I ONLY			13- 6		.68421 69		7- 3		176		90		91		.54248 94		10		10	
DIV. I NON-CONF.			7- 4		.63636 98		1- 1		252		71		151		.50307 154		12		12	
TOTALS		RPI 1-25		RPI 26-50		W-L RECORDS		RPI 51-100		RPI 101-150		RPI 150+								
13- 6		0- 1		0- 2		OVERALL		2- 0		3- 2		8- 1								
8- 1		0- 0		0- 1		HOME		0- 0		3- 0		5- 0								
4- 3		0- 1		0- 0		AWAY		2- 0		0- 1		2- 1								
1- 2		0- 0		0- 1		NEUTRAL		0- 0		0- 1		1- 0								
7- 4		0- 1		0- 1		NON-CONFERENCE		0- 0		1- 1		6- 1								
4- 0		0- 0		0- 0		HOME		0- 0		1- 0		3- 0								
2- 2		0- 1		0- 0		AWAY		0- 0		0- 0		2- 1								
1- 2		0- 0		0- 1		NEUTRAL		0- 0		0- 1		1- 0								
6- 2		0- 0		0- 1		CONFERENCE		2- 0		2- 1		2- 0								
4- 1		0- 0		0- 1		HOME		0- 0		2- 0		2- 0								
2- 1		0- 0		0- 0		AWAY		2- 0		0- 1		0- 0								
0- 0		0- 0		0- 0		NEUTRAL		0- 0		0- 0		0- 0								
RPI S	Opponent		Score		RPI S	Opponent		Score		RPI S	Opponent		Score		RPI S	Opponent		Score		
18 A	San Diego		2 3		40 N	Kansas		1 3		55 A	TCU		3 2		111 H	Wyoming		3 0		
					42 H	Colorado St.		1 3		99 A	New Mexico		3 2		121 H	UC Irvine		3 1		
															139 N	Valparaiso		0 3		
															143 A	UNLV		0 3		
															143 H	UNLV		3 1		
															162 H	Cal St. Fullerton		3 2		
															169 H	Boise St.		3 0		
															186 A	UC Riverside		3 1		
															188 H	Portland		3 2		
															208 A	Tulane		2 3		
															216 N	William & Mary		3 0		
															239 A	DePaul		3 0		
															241 H	Air Force		3 0		
															244 H	Nevada		3 0		
					LAST 10 GAMES															
					143 H	UNLV		3 1		55 A	TCU		3 2							
					18 A	San Diego		2 3		42 H	Colorado St.		1 3							
					169 H	Boise St.		3 0		111 H	Wyoming		3 0							
					241 H	Air Force		3 0		186 A	UC Riverside		3 1							
					99 A	New Mexico		3 2		143 A	UNLV		0 3							

Non-Div. I Games:

San Diego St.

Average RPI Win: 240		WON-LOST RECORD	WINNING PCT. RANK	LAST 10 GAMES	STRENGTH OF SCHEDULE	OPP. STRENGTH OF SCHEDULE	TEAM RPI	ADJ RPI	CONF. RPI	ADJ CONF. RPI	
Average RPI Loss: 94											
DIV. I ONLY		17- 6	.73913 45	8- 2	183	252	96	.54246 95	26	25	
DIV. I NON-CONF.		9- 5	.64286 94	0- 1	150	193	118	.5324 114	27	27	
<hr/>											
TOTALS		RPI 1-25	RPI 26-50		W-L RECORDS		RPI 51-100		RPI 101-150		RPI 150+
17- 6		0- 0	0- 0		OVERALL		0- 4		1- 2		16- 0
9- 3		0- 0	0- 0		HOME		0- 2		0- 1		9- 0
6- 2		0- 0	0- 0		AWAY		0- 1		0- 1		6- 0
2- 1		0- 0	0- 0		NEUTRAL		0- 1		1- 0		1- 0
9- 5		0- 0	0- 0		NON-CONFERENCE		0- 4		1- 1		8- 0
6- 2		0- 0	0- 0		HOME		0- 2		0- 0		6- 0
1- 2		0- 0	0- 0		AWAY		0- 1		0- 1		1- 0
2- 1		0- 0	0- 0		NEUTRAL		0- 1		1- 0		1- 0
8- 1		0- 0	0- 0		CONFERENCE		0- 0		0- 1		8- 0
3- 1		0- 0	0- 0		HOME		0- 0		0- 1		3- 0
5- 0		0- 0	0- 0		AWAY		0- 0		0- 0		5- 0
0- 0		0- 0	0- 0		NEUTRAL		0- 0		0- 0		0- 0
RPI S	Opponent	Score	RPI S	Opponent	Score	RPI S	Opponent	Score	RPI S	Opponent	Score
						67 H	Arkansas	0 3	101 A	Yale	2 3
						74 A	Pacific	0 3	108 N	Duquesne	3 2
						93 N	Mississippi St.	1 3	128 H	American	2 3
						99 H	Sacred Heart	0 3	165 H	Dartmouth	3 1
									192 A	Colgate	3 2
									195 A	Lehigh	3 1
									195 H	Lehigh	3 1
									220 H	NJIT	3 1
									224 H	Marist	3 0
									227 N	New Hampshire	3 2
									249 H	UMKC	3 2
									268 H	Hartford	3 0
									270 H	Bryant	3 1
									272 A	Bucknell	3 0
									284 A	Holy Cross	3 0
									298 A	Quinnipiac	3 1
									300 A	Lafayette	3 0
									300 H	Lafayette	3 1
									309 H	Navy	3 0
LAST 10 GAMES											
						195 H	Lehigh	3 1	99 H	Sacred Heart	0 3
						300 H	Lafayette	3 1	309 H	Navy	3 0
						192 A	Colgate	3 2	128 H	American	2 3
						272 A	Bucknell	3 0	300 A	Lafayette	3 0
						284 A	Holy Cross	3 0	195 A	Lehigh	3 1

Non-Div. I Games:

Army

Average RPI Win:		181	WON-LOST RECORD		WINNING PCT. RANK		LAST 10 GAMES		STRENGTH OF SCHEDULE		OPP. STRENGTH OF SCHEDULE		TEAM RPI		ADJ RPI		CONF. RPI		ADJ CONF. RPI				
Average RPI Loss:		85																					
DIV. I ONLY			14- 11		.56 139		8- 2		94		111		99		.54115 96		15		15				
DIV. I NON-CONF.			7- 9		.4375 203		1- 0		80		53		135		.52221 132		15		15				
TOTALS		RPI 1-25		RPI 26-50		W-L RECORDS		RPI 51-100		RPI 101-150		RPI 150+											
14- 11		0- 3		0- 1		OVERALL		4- 1		1- 5		9- 1											
6- 4		0- 2		0- 1		HOME		1- 0		0- 1		5- 0											
6- 4		0- 0		0- 0		AWAY		2- 0		1- 3		3- 1											
2- 3		0- 1		0- 0		NEUTRAL		1- 1		0- 1		1- 0											
7- 9		0- 3		0- 1		NON-CONFERENCE		2- 1		1- 4		4- 0											
2- 4		0- 2		0- 1		HOME		0- 0		0- 1		2- 0											
3- 2		0- 0		0- 0		AWAY		1- 0		1- 2		1- 0											
2- 3		0- 1		0- 0		NEUTRAL		1- 1		0- 1		1- 0											
7- 2		0- 0		0- 0		CONFERENCE		2- 0		0- 1		5- 1											
4- 0		0- 0		0- 0		HOME		1- 0		0- 0		3- 0											
3- 2		0- 0		0- 0		AWAY		1- 0		0- 1		2- 1											
0- 0		0- 0		0- 0		NEUTRAL		0- 0		0- 0		0- 0											
RPI	S	Opponent		Score		RPI	S	Opponent		Score		RPI	S	Opponent		Score							
4	H	UNI		0	3	29	H	Oregon		0	3	56	A	Rice		3	2	101	N	Yale		1	3
8	N	Stanford		0	3							68	A	Northeastern		3	0	107	A	Villanova		1	3
9	H	Florida St.		0	3							78	H	James Madison		3	1	121	H	UC Irvine		2	3
												99	N	Sacred Heart		3	1	129	A	Maryland		1	3
												99	N	New Mexico		1	3	141	A	Pittsburgh		3	2
																		149	A	Towson		0	3
																		174	A	Hofstra		0	3
																		181	A	VCU		3	1
																		203	H	George Mason		3	1
																		209	H	Georgia St.		3	1
																		216	A	William & Mary		3	0
																		233	A	Penn		3	0
																		237	N	Kent St.		3	0
																		247	H	Temple		3	0
																		254	H	UNC Wilmington		3	0
																		315	H	Delaware St.		3	0
LAST 10 GAMES																							
254 H UNC Wilmington						3	0	78 H James Madison						3	1								
209 H Georgia St.						3	1	174 A Hofstra						0	3								
181 A VCU						3	1	68 A Northeastern						3	0								
216 A William & Mary						3	0	233 A Penn						3	0								
203 H George Mason						3	1	149 A Towson						0	3								

Non-Div. I Games:

Delaware

Average RPI Win:	165	WON-LOST RECORD	WINNING PCT. RANK	LAST 10 GAMES	STRENGTH OF SCHEDULE	OPP. STRENGTH OF SCHEDULE	TEAM RPI	ADJ RPI	CONF. RPI	ADJ CONF. RPI	
DIV. I ONLY	11- 10	.52381	153	2- 8	92	31	94	.54104	97	1	1
DIV. I NON-CONF.	9- 2	.81818	33	0- 0	230	145	88	.54784	95	1	1
<hr/>											
TOTALS	RPI 1-25	RPI 26-50		W-L RECORDS	RPI 51-100		RPI 101-150		RPI 150+		
11- 10	0- 5	0- 3		OVERALL	1- 0		5- 1		5- 1		
4- 4	0- 3	0- 1		HOME	1- 0		2- 0		1- 0		
3- 5	0- 2	0- 2		AWAY	0- 0		2- 1		1- 0		
4- 1	0- 0	0- 0		NEUTRAL	0- 0		1- 0		3- 1		
<hr/>											
9- 2	0- 0	0- 0		NON-CONFERENCE	1- 0		3- 1		5- 1		
3- 0	0- 0	0- 0		HOME	1- 0		1- 0		1- 0		
2- 1	0- 0	0- 0		AWAY	0- 0		1- 1		1- 0		
4- 1	0- 0	0- 0		NEUTRAL	0- 0		1- 0		3- 1		
<hr/>											
2- 8	0- 5	0- 3		CONFERENCE	0- 0		2- 0		0- 0		
1- 4	0- 3	0- 1		HOME	0- 0		1- 0		0- 0		
1- 4	0- 2	0- 2		AWAY	0- 0		1- 0		0- 0		
0- 0	0- 0	0- 0		NEUTRAL	0- 0		0- 0		0- 0		
<hr/>											
RPI S	Opponent	Score	RPI S	Opponent	Score	RPI S	Opponent	Score	RPI S	Opponent	Score
1	H Illinois	0 3	31	H Michigan St.	1 3	52	H New Mexico St.	3 0	108	H Duquesne	3 1
6	A Minnesota	1 3	43	A Ohio St.	1 3				112	A Iowa	3 0
11	A Penn St.	2 3	48	A Wisconsin	0 3				125	H Indiana	3 0
13	H Purdue	1 3							126	A Utah	3 0
19	H Michigan	2 3							131	A Ole Miss	1 3
									140	N Cal St. Northridge	3 0
									170	N Central Ark.	2 3
									192	H Colgate	3 0
									194	A Ill.-Chicago	3 0
									217	N UALR	3 0
									261	N Loyola Chicago	3 0
									291	N Weber St.	3 0
<hr/>											
LAST 10 GAMES											
112 A Iowa 3 0						11 A Penn St. 2 3					
1 H Illinois 0 3						125 H Indiana 3 0					
19 H Michigan 2 3						13 H Purdue 1 3					
31 H Michigan St. 1 3						6 A Minnesota 1 3					
43 A Ohio St. 1 3						48 A Wisconsin 0 3					

Non-Div. I Games:

Northwestern

Average RPI Win:	208	WON-LOST RECORD	WINNING PCT. RANK	LAST 10 GAMES	STRENGTH OF SCHEDULE	OPP. STRENGTH OF SCHEDULE	TEAM RPI	ADJ RPI	CONF. RPI	ADJ CONF. RPI		
DIV. I ONLY		18- 6	.75	40	9- 1	209	171	95	.54084	98	20	20
DIV. I NON-CONF.		8- 5	.61538	109	0- 0	162	197	134	.51846	135	18	18
<hr/>												
TOTALS	RPI 1-25	RPI 26-50		W-L RECORDS		RPI 51-100		RPI 101-150		RPI 150+		
18- 6	0- 0	0- 0		OVERALL		0- 2		2- 3		16- 1		
8- 3	0- 0	0- 0		HOME		0- 2		0- 1		8- 0		
5- 2	0- 0	0- 0		AWAY		0- 0		2- 1		3- 1		
5- 1	0- 0	0- 0		NEUTRAL		0- 0		0- 1		5- 0		
8- 5	0- 0	0- 0		NON-CONFERENCE		0- 1		0- 3		8- 1		
2- 2	0- 0	0- 0		HOME		0- 1		0- 1		2- 0		
1- 2	0- 0	0- 0		AWAY		0- 0		0- 1		1- 1		
5- 1	0- 0	0- 0		NEUTRAL		0- 0		0- 1		5- 0		
10- 1	0- 0	0- 0		CONFERENCE		0- 1		2- 0		8- 0		
6- 1	0- 0	0- 0		HOME		0- 1		0- 0		6- 0		
4- 0	0- 0	0- 0		AWAY		0- 0		2- 0		2- 0		
0- 0	0- 0	0- 0		NEUTRAL		0- 0		0- 0		0- 0		
<hr/>												
RPI S	Opponent	Score	RPI S	Opponent	Score	RPI S	Opponent	Score	RPI S	Opponent	Score	
						52 H	New Mexico St.	1 3	117 H	Houston Baptist	2 3	
						85 H	UTSA	0 3	118 N	Syracuse	0 3	
									122 A	Sam Houston St.	3 0	
									134 A	Stephen F. Austin	3 0	
									136 A	Alabama	2 3	
									163 N	Idaho St.	3 0	
									164 N	Kennesaw St.	3 0	
									168 A	Utah St.	2 3	
									170 H	Central Ark.	3 1	
									171 H	West Virginia	3 0	
									177 A	North Texas	3 0	
									196 H	A&M-Corpus Christi	3 0	
									215 A	Texas-Arlington	3 0	
									215 H	Texas-Arlington	3 1	
									222 A	Northwestern St.	3 1	
									222 H	Northwestern St.	3 0	
									242 N	Jackson St.	3 0	
									246 H	Lamar	3 1	
									250 H	La.-Lafayette	3 1	
									259 H	McNeese St.	3 1	
									260 N	Austin Peay	3 1	
									311 N	Alabama St.	3 1	
			LAST 10 GAMES									
			170 H	Central Ark.	3 1	215 A	Texas-Arlington	3 0				
			215 H	Texas-Arlington	3 1	259 H	McNeese St.	3 1				
			122 A	Sam Houston St.	3 0	246 H	Lamar	3 1				
			134 A	Stephen F. Austin	3 0	196 H	A&M-Corpus Christi	3 0				
			222 A	Northwestern St.	3 1	85 H	UTSA	0 3				

Non-Div. I Games:

Texas St.

Average RPI Win:		192	WON-LOST	WINNING	LAST 10	STRENGTH OF		OPP. STRENGTH	TEAM	ADJ	CONF.	ADJ CONF.
Average RPI Loss:		80	RECORD	PCT. RANK	GAMES	SCHEDULE		OF SCHEDULE	RPI	RPI	RPI	RPI
DIV. I ONLY		11- 10		.52381 153	4- 6	75		141	106	.54068 99	10	10
DIV. I NON-CONF.		8- 5		.61538 109	1- 2	107		149	96	.54858 94	12	12
TOTALS		RPI 1-25		RPI 26-50	W-L RECORDS	RPI 51-100				RPI 101-150		RPI 150+
11- 10	0- 1		0- 1	OVERALL		1- 4				2- 4		8- 0
4- 4	0- 1		0- 0	HOME		0- 2				2- 1		2- 0
3- 6	0- 0		0- 1	AWAY		0- 2				0- 3		3- 0
4- 0	0- 0		0- 0	NEUTRAL		1- 0				0- 0		3- 0
8- 5	0- 1		0- 0	NON-CONFERENCE		1- 1				1- 3		6- 0
3- 2	0- 1		0- 0	HOME		0- 0				1- 1		2- 0
1- 3	0- 0		0- 0	AWAY		0- 1				0- 2		1- 0
4- 0	0- 0		0- 0	NEUTRAL		1- 0				0- 0		3- 0
3- 5	0- 0		0- 1	CONFERENCE		0- 3				1- 1		2- 0
1- 2	0- 0		0- 0	HOME		0- 2				1- 0		0- 0
2- 3	0- 0		0- 1	AWAY		0- 1				0- 1		2- 0
0- 0	0- 0		0- 0	NEUTRAL		0- 0				0- 0		0- 0
RPI S	Opponent	Score	RPI S	Opponent	Score	RPI S	Opponent	Score	RPI S	Opponent	Score	
2 H	Nebraska	0 3	42 A	Colorado St.	0 3	52 A	New Mexico St.	1 3	103 H	Texas Tech	2 3	
						55 A	TCU	0 3	111 A	Wyoming	0 3	
						55 H	TCU	1 3	121 H	UC Irvine	3 2	
						94 H	San Diego St.	2 3	141 A	Pittsburgh	2 3	
						96 N	Delaware	3 1	143 H	UNLV	3 0	
									144 A	Northern Ariz.	2 3	
									151 H	South Fla.	3 1	
									169 A	Boise St.	3 1	
									180 N	San Jose St.	3 1	
									200 H	Portland St.	3 0	
									241 A	Air Force	3 0	
									247 N	Temple	3 1	
									279 A	Tex.-Pan American	3 0	
									281 N	Hampton	3 0	
LAST 10 GAMES												
279 A	Tex.-Pan American	3 0	143 H	UNLV	3 0							
55 A	TCU	0 3	52 A	New Mexico St.	1 3							
111 A	Wyoming	0 3	169 A	Boise St.	3 1							
42 A	Colorado St.	0 3	241 A	Air Force	3 0							
94 H	San Diego St.	2 3	103 H	Texas Tech	2 3							

Non-Div. I Games:

New Mexico

Average RPI Win:	231	WON-LOST	WINNING	LAST 10	STRENGTH OF	OPP. STRENGTH	TEAM	ADJ	CONF.	ADJ CONF.	
Average RPI Loss:	101	RECORD	PCT. RANK	GAMES	SCHEDULE	OF SCHEDULE	RPI	RPI	RPI	RPI	
DIV. I ONLY	18- 7	.72	57	7- 3	161	238	92	.54068	99	28	28
DIV. I NON-CONF.	10- 5	.66667	82	1- 1	109	146	78	.56122	76	29	29
<hr/>											
TOTALS	RPI 1-25	RPI 26-50		W-L RECORDS	RPI 51-100		RPI 101-150		RPI 150+		
18- 7	0- 0	0- 3		OVERALL	1- 1		2- 1		15- 2		
8- 2	0- 0	0- 1		HOME	0- 0		0- 0		8- 1		
6- 3	0- 0	0- 1		AWAY	1- 0		1- 1		4- 1		
4- 2	0- 0	0- 1		NEUTRAL	0- 1		1- 0		3- 0		
<hr/>											
10- 5	0- 0	0- 3		NON-CONFERENCE	1- 1		2- 1		7- 0		
3- 1	0- 0	0- 1		HOME	0- 0		0- 0		3- 0		
3- 2	0- 0	0- 1		AWAY	1- 0		1- 1		1- 0		
4- 2	0- 0	0- 1		NEUTRAL	0- 1		1- 0		3- 0		
<hr/>											
8- 2	0- 0	0- 0		CONFERENCE	0- 0		0- 0		8- 2		
5- 1	0- 0	0- 0		HOME	0- 0		0- 0		5- 1		
3- 1	0- 0	0- 0		AWAY	0- 0		0- 0		3- 1		
0- 0	0- 0	0- 0		NEUTRAL	0- 0		0- 0		0- 0		
<hr/>											
RPI S	Opponent	Score	RPI S	Opponent	Score	RPI S	Opponent	Score	RPI S	Opponent	Score
30 N	Ball St.	1 3	30 N	Ball St.	1 3	95 A	Army	3 0	101 N	Yale	3 1
31 A	Michigan St.	0 3	31 A	Michigan St.	0 3	96 N	Delaware	1 3	118 A	Syracuse	0 3
35 H	Marquette	1 3	35 H	Marquette	1 3				129 A	Maryland	3 2
									181 N	VCU	3 2
									185 A	Connecticut	3 1
									187 A	Long Island	2 3
									207 A	Central Conn. St.	3 1
									207 H	Central Conn. St.	3 1
									211 H	Robert Morris	1 3
									236 H	Rutgers	3 0
									243 H	Fairleigh Dickinson	3 0
									251 H	Brown	3 0
									268 H	Hartford	3 0
									270 A	Bryant	3 1
									270 H	Bryant	3 2
									275 N	Siena	3 0
									298 H	Quinnipiac	3 0
									303 H	Saint Francis (PA)	3 0
									307 N	Youngstown St.	3 0
									323 A	St. Francis (NY)	3 0
<hr/>											
LAST 10 GAMES											
187 A	Long Island	2 3	323 A	St. Francis (NY)	3 0	95 A	Army	3 0			
207 H	Central Conn. St.	3 1	207 A	Central Conn. St.	3 1	270 A	Bryant	3 1			
303 H	Saint Francis (PA)	3 0	270 A	Bryant	3 1	35 H	Marquette	1 3			
211 H	Robert Morris	1 3									
298 H	Quinnipiac	3 0									

Non-Div. I Games:

Sacred Heart

Average RPI Win:	198	WON-LOST RECORD	WINNING PCT. RANK	LAST 10 GAMES	STRENGTH OF SCHEDULE	OPP. STRENGTH OF SCHEDULE	TEAM RPI	ADJ RPI	CONF. RPI	ADJ CONF. RPI	
Average RPI Loss:	127										
DIV. I ONLY	13- 5	.72222	56	8- 2	208	158	102	.53927	101	19	19
DIV. I NON-CONF.	6- 4	.6	118	1- 1	212	89	145	.51253	140	22	21
<hr/>											
TOTALS	RPI 1-25	RPI 26-50		W-L RECORDS	RPI 51-100		RPI 101-150		RPI 150+		
13- 5	0- 0	0- 0		OVERALL	2- 1		1- 3		10- 1		
10- 1	0- 0	0- 0		HOME	1- 0		1- 1		8- 0		
2- 3	0- 0	0- 0		AWAY	0- 0		0- 2		2- 1		
1- 1	0- 0	0- 0		NEUTRAL	1- 1		0- 0		0- 0		
<hr/>											
6- 4	0- 0	0- 0		NON-CONFERENCE	2- 1		1- 3		3- 0		
5- 1	0- 0	0- 0		HOME	1- 0		1- 1		3- 0		
0- 2	0- 0	0- 0		AWAY	0- 0		0- 2		0- 0		
1- 1	0- 0	0- 0		NEUTRAL	1- 1		0- 0		0- 0		
<hr/>											
7- 1	0- 0	0- 0		CONFERENCE	0- 0		0- 0		7- 1		
5- 0	0- 0	0- 0		HOME	0- 0		0- 0		5- 0		
2- 1	0- 0	0- 0		AWAY	0- 0		0- 0		2- 1		
0- 0	0- 0	0- 0		NEUTRAL	0- 0		0- 0		0- 0		
<hr/>											
RPI S	Opponent	Score	RPI S	Opponent	Score	RPI S	Opponent	Score	RPI S	Opponent	Score
						95 H	Army	3 2	109 A	Albany (NY)	0 3
						96 N	Delaware	3 1	126 H	Utah	1 3
						99 N	Sacred Heart	1 3	129 A	Maryland	2 3
									146 H	Boston College	3 1
									153 H	Columbia	3 2
									165 H	Dartmouth	3 0
									172 A	Princeton	1 3
									189 H	Harvard	3 0
									192 H	Colgate	3 0
									227 H	New Hampshire	3 0
									233 A	Penn	3 0
									251 A	Brown	3 0
									251 H	Brown	3 0
									277 H	Cornell	3 0
									298 H	Quinnipiac	3 0
<hr/>											
			LAST 10 GAMES								
			251 A	Brown	3 0	153 H	Columbia	3 2			
			233 A	Penn	3 0	277 H	Cornell	3 0			
			172 A	Princeton	1 3	251 H	Brown	3 0			
			189 H	Harvard	3 0	109 A	Albany (NY)	0 3			
			165 H	Dartmouth	3 0	298 H	Quinnipiac	3 0			

Non-Div. I Games:

Yale

Average RPI Win:		189	WON-LOST		WINNING		LAST 10		STRENGTH OF		OPP. STRENGTH		TEAM		ADJ		CONF.		ADJ CONF.					
Average RPI Loss:		66	RECORD		PCT. RANK		GAMES		SCHEDULE		OF SCHEDULE		RPI		RPI		RPI		RPI					
DIV. I ONLY			11- 10		.52381		153		2- 8		82		106		104		.53823		102		4		4	
DIV. I NON-CONF.			9- 1		.9		20		0- 0		90		251		34		.61292		36		4		4	
TOTALS		RPI 1-25		RPI 26-50				W-L RECORDS				RPI 51-100				RPI 101-150				RPI 150+				
11- 10		0- 3		0- 0				OVERALL				1- 6				2- 1				8- 0				
5- 5		0- 3		0- 0				HOME				1- 2				0- 0				4- 0				
3- 4		0- 0		0- 0				AWAY				0- 3				2- 1				1- 0				
3- 1		0- 0		0- 0				NEUTRAL				0- 1				0- 0				3- 0				
9- 1		0- 0		0- 0				NON-CONFERENCE				0- 1				1- 0				8- 0				
4- 0		0- 0		0- 0				HOME				0- 0				0- 0				4- 0				
2- 0		0- 0		0- 0				AWAY				0- 0				1- 0				1- 0				
3- 1		0- 0		0- 0				NEUTRAL				0- 1				0- 0				3- 0				
2- 9		0- 3		0- 0				CONFERENCE				1- 5				1- 1				0- 0				
1- 5		0- 3		0- 0				HOME				1- 2				0- 0				0- 0				
1- 4		0- 0		0- 0				AWAY				0- 3				1- 1				0- 0				
0- 0		0- 0		0- 0				NEUTRAL				0- 0				0- 0				0- 0				
RPI	S	Opponent		Score		RPI	S	Opponent		Score		RPI	S	Opponent		Score		RPI	S	Opponent		Score		
12	H	Florida		0 3								62	N	Clemson		0 3		119	A	Col. of Charleston		3 2		
15	H	Kentucky		1 3								67	H	Arkansas		0 3		131	A	Ole Miss		3 1		
16	H	Tennessee		1 3								82	H	LSU		1 3		136	A	Alabama		0 3		
												87	A	Georgia		0 3		166	N	Winthrop		3 0		
												91	A	Auburn		0 3		184	H	Elon		3 1		
												93	A	Mississippi St.		2 3		197	N	Montana		3 0		
												93	H	Mississippi St.		3 0		205	H	Davidson		3 0		
																		214	H	UNC Asheville		3 0		
																		219	N	Stony Brook		3 1		
																		247	A	Temple		3 0		
																		299	H	Gardner-Webb		3 0		
LAST 10 GAMES																								
												93	H	Mississippi St.		3 0		82	H	LSU		1 3		
												12	H	Florida		0 3		91	A	Auburn		0 3		
												131	A	Ole Miss		3 1		87	A	Georgia		0 3		
												136	A	Alabama		0 3		15	H	Kentucky		1 3		
												67	H	Arkansas		0 3		16	H	Tennessee		1 3		

Average RPI Win:		226	WON-LOST RECORD		WINNING PCT. RANK		LAST 10 GAMES		STRENGTH OF SCHEDULE		OPP. STRENGTH OF SCHEDULE		TEAM RPI		ADJ RPI		CONF. RPI		ADJ CONF. RPI			
Average RPI Loss:		29	14- 9		.6087 113		2- 8		129		116		105		.53812 103		2		2			
DIV. I ONLY			14- 1		.93333 10		2- 0		276		259		84		.55306 89		2		2			
DIV. I NON-CONF.																						
TOTALS		RPI 1-25		RPI 26-50		W-L RECORDS		RPI 51-100		RPI 101-150		RPI 150+										
14- 9		0- 4		0- 4		OVERALL		2- 1		0- 0		12- 0										
3- 4		0- 3		0- 1		HOME		1- 0		0- 0		2- 0										
5- 5		0- 1		0- 3		AWAY		1- 1		0- 0		4- 0										
6- 0		0- 0		0- 0		NEUTRAL		0- 0		0- 0		6- 0										
14- 1		0- 0		0- 0		NON-CONFERENCE		2- 1		0- 0		12- 0										
3- 0		0- 0		0- 0		HOME		1- 0		0- 0		2- 0										
5- 1		0- 0		0- 0		AWAY		1- 1		0- 0		4- 0										
6- 0		0- 0		0- 0		NEUTRAL		0- 0		0- 0		6- 0										
0- 8		0- 4		0- 4		CONFERENCE		0- 0		0- 0		0- 0										
0- 4		0- 3		0- 1		HOME		0- 0		0- 0		0- 0										
0- 4		0- 1		0- 3		AWAY		0- 0		0- 0		0- 0										
0- 0		0- 0		0- 0		NEUTRAL		0- 0		0- 0		0- 0										
RPI	S	Opponent		Score		RPI	S	Opponent		Score		RPI	S	Opponent		Score						
3	H	Iowa St.		0	3	33	H	Kansas St.		0	3	55	A	TCU		1	3	170	H	Central Ark.	3	0
5	A	Texas		0	3	37	A	Missouri		1	3	73	H	Morehead St.		3	1	177	A	North Texas	3	1
20	H	Texas A&M		2	3	40	A	Kansas		1	3	99	A	New Mexico		3	2	185	N	Connecticut	3	0
21	H	Oklahoma		2	3	46	A	Baylor		0	3					215	A	Texas-Arlington		3	0	
																222	H	Northwestern St.		3	0	
																250	N	La.-Lafayette		3	0	
																257	A	Louisiana Tech		3	0	
																279	A	Tex.-Pan American		3	0	
																297	N	Prairie View		3	0	
																308	N	Southeastern La.		3	0	
																318	N	Grambling		3	0	
																318	N	Grambling		3	0	

Average RPI Win: 153		WON-LOST	WINNING	LAST 10	STRENGTH OF		OPP. STRENGTH	TEAM	ADJ	CONF.	ADJ CONF.
Average RPI Loss: 56		RECORD	PCT. RANK	GAMES	SCHEDULE		OF SCHEDULE	RPI	RPI	RPI	RPI
DIV. I ONLY		9- 11	.45	190	5- 5		70	51	114	.53658	104
DIV. I NON-CONF.		5- 6	.45455	191	1- 0		67	50	124	.53215	115
TOTALS		RPI 1-25	RPI 26-50		W-L RECORDS		RPI 51-100		RPI 101-150		RPI 150+
9- 11		0- 4	0- 0		OVERALL		3- 5		2- 2		4- 0
2- 4		0- 2	0- 0		HOME		1- 2		1- 0		0- 0
3- 5		0- 1	0- 0		AWAY		0- 3		0- 1		3- 0
4- 2		0- 1	0- 0		NEUTRAL		2- 0		1- 1		1- 0
5- 6		0- 2	0- 0		NON-CONFERENCE		2- 2		1- 2		2- 0
0- 2		0- 0	0- 0		HOME		0- 2		0- 0		0- 0
1- 2		0- 1	0- 0		AWAY		0- 0		0- 1		1- 0
4- 2		0- 1	0- 0		NEUTRAL		2- 0		1- 1		1- 0
4- 5		0- 2	0- 0		CONFERENCE		1- 3		1- 0		2- 0
2- 2		0- 2	0- 0		HOME		1- 0		1- 0		0- 0
2- 3		0- 0	0- 0		AWAY		0- 3		0- 0		2- 0
0- 0		0- 0	0- 0		NEUTRAL		0- 0		0- 0		0- 0
RPI S	Opponent	Score	RPI S	Opponent	Score	RPI S	Opponent	Score	RPI S	Opponent	Score
5 A	Texas	0 3				54 A	BYU	0 3	113 N	Washington St.	1 3
17 H	Pepperdine	1 3				65 H	UC Santa Barbara	1 3	115 A	Utah Valley	1 3
18 H	San Diego	2 3				66 H	North Dakota	1 3	135 N	SMU	3 2
19 N	Michigan	1 3				71 A	San Francisco	1 3	137 H	Loyola Marymount	3 0
						71 H	San Francisco	3 1	188 A	Portland	3 1
						75 A	St. Mary's (CA)	2 3	199 A	Gonzaga	3 1
						81 N	Cal Poly	3 1	210 N	Eastern Wash.	3 0
						85 N	UTSA	3 2	269 A	Seattle	3 0
			LAST 10 GAMES								
			71 H	San Francisco	3 1	54 A	BYU	0 3			
			137 H	Loyola Marymount	3 0	199 A	Gonzaga	3 1			
			75 A	St. Mary's (CA)	2 3	188 A	Portland	3 1			
			17 H	Pepperdine	1 3	18 H	San Diego	2 3			
			71 A	San Francisco	1 3	135 N	SMU	3 2			

Non-Div. I Games:

Santa Clara

Average RPI Win:	184	WON-LOST	WINNING	LAST 10	STRENGTH OF	OPP. STRENGTH	TEAM	ADJ	CONF.	ADJ CONF.		
Average RPI Loss:	82	RECORD	PCT. RANK	GAMES	SCHEDULE	OF SCHEDULE	RPI	RPI	RPI	RPI		
DIV. I ONLY		14- 7	.66667	75	7- 3	180	96	98	.53567	105	7	8
DIV. I NON-CONF.		7- 4	.63636	98	0- 0	280	98	168	.48674	171	10	10
<hr/>												
TOTALS	RPI 1-25	RPI 26-50		W-L RECORDS		RPI 51-100		RPI 101-150		RPI 150+		
14- 7	0- 1	0- 3		OVERALL		2- 0		2- 1		10- 2		
5- 1	0- 0	0- 1		HOME		1- 0		1- 0		3- 0		
4- 4	0- 1	0- 1		AWAY		0- 0		1- 1		3- 1		
5- 2	0- 0	0- 1		NEUTRAL		1- 0		0- 0		4- 1		
7- 4	0- 0	0- 1		NON-CONFERENCE		1- 0		0- 1		6- 2		
0- 0	0- 0	0- 0		HOME		0- 0		0- 0		0- 0		
2- 2	0- 0	0- 0		AWAY		0- 0		0- 1		2- 1		
5- 2	0- 0	0- 1		NEUTRAL		1- 0		0- 0		4- 1		
7- 3	0- 1	0- 2		CONFERENCE		1- 0		2- 0		4- 0		
5- 1	0- 0	0- 1		HOME		1- 0		1- 0		3- 0		
2- 2	0- 1	0- 1		AWAY		0- 0		1- 0		1- 0		
0- 0	0- 0	0- 0		NEUTRAL		0- 0		0- 0		0- 0		
RPI	S	Opponent	Score	RPI	S	Opponent	Score	RPI	S	Opponent	Score	
23	A	Northern Ill.	0 3	30	H	Ball St.	0 3	57	N	Saint Louis	3 0	
				34	A	Western Mich.	1 3	69	H	Eastern Mich.	3 2	
				35	N	Marquette	0 3					
										Iowa	2 3	
										Bowling Green	3 2	
										Toledo	3 2	
										Miami (OH)	3 1	
										Oakland	2 3	
										Elon	1 3	
										Butler	3 0	
										Akron	3 0	
										George Mason	3 1	
										Marshall	3 0	
										Buffalo	3 0	
										Kent St.	3 1	
										Austin Peay	3 1	
										Wright St.	3 0	
										East Carolina	3 1	

UTEP				Through Games Of Oct. 23, 2011											
Average RPI Win:	214	WON-LOST RECORD	WINNING PCT. RANK	LAST 10 GAMES	STRENGTH OF SCHEDULE	OPP. STRENGTH OF SCHEDULE	TEAM RPI	ADJ RPI	CONF. RPI	ADJ CONF. RPI					
Average RPI Loss:		68													
DIV. I ONLY		16- 8	.66667	75	6- 4	177	159	113	.53462	106	11	11			
DIV. I NON-CONF.		10- 3	.76923	50	0- 0	199	236	97	.54552	98	9	9			
<hr/>															
TOTALS		RPI 1-25		RPI 26-50		W-L RECORDS		RPI 51-100		RPI 101-150		RPI 150+			
16- 8		0- 0		0- 3		OVERALL		0- 4		4- 1		12- 0			
5- 2		0- 0		0- 1		HOME		0- 0		3- 1		2- 0			
7- 4		0- 0		0- 1		AWAY		0- 3		0- 0		7- 0			
4- 2		0- 0		0- 1		NEUTRAL		0- 1		1- 0		3- 0			
<hr/>															
10- 3		0- 0		0- 1		NON-CONFERENCE		0- 2		1- 0		9- 0			
2- 0		0- 0		0- 0		HOME		0- 0		0- 0		2- 0			
4- 1		0- 0		0- 0		AWAY		0- 1		0- 0		4- 0			
4- 2		0- 0		0- 1		NEUTRAL		0- 1		1- 0		3- 0			
<hr/>															
6- 5		0- 0		0- 2		CONFERENCE		0- 2		3- 1		3- 0			
3- 2		0- 0		0- 1		HOME		0- 0		3- 1		0- 0			
3- 3		0- 0		0- 1		AWAY		0- 2		0- 0		3- 0			
0- 0		0- 0		0- 0		NEUTRAL		0- 0		0- 0		0- 0			
<hr/>															
RPI	S	Opponent	Score	RPI	S	Opponent	Score	RPI	S	Opponent	Score				
				26	H	Tulsa	0 3	52	A	New Mexico St.	0 3	128	N	American	3 1
				38	A	Houston	1 3	56	A	Rice	0 3	135	H	SMU	3 2
				46	N	Baylor	2 3	90	A	UCF	0 3	142	H	Southern Miss.	0 3
								93	N	Mississippi St.	2 3	145	H	Memphis	3 1
												145	H	Memphis	3 2
												167	N	Niagara	3 0
												200	H	Portland St.	3 1
												206	A	Marshall	3 1
												208	A	Tulane	3 2
												215	H	Texas-Arlington	3 0
												221	A	Nicholls St.	3 0
												238	N	Jacksonville	3 2
												246	A	Lamar	3 0
												266	A	East Carolina	3 0
												277	A	Cornell	3 0
												314	A	Southern U.	3 0
												315	N	Delaware St.	3 0
<hr/>															
				LAST 10 GAMES											
				208	A	Tulane	3 2	145	H	Memphis	3 2				
				142	H	Southern Miss.	0 3	266	A	East Carolina	3 0				
				56	A	Rice	0 3	206	A	Marshall	3 1				
				38	A	Houston	1 3	135	H	SMU	3 2				
				145	H	Memphis	3 1	26	H	Tulsa	0 3				

Non-Div. I Games:

UTEP

Average RPI Win:		180	WON-LOST RECORD		WINNING PCT. RANK		LAST 10 GAMES		STRENGTH OF SCHEDULE		OPP. STRENGTH OF SCHEDULE		TEAM RPI		ADJ RPI		CONF. RPI		ADJ CONF. RPI				
DIV. I ONLY			14- 9		.6087 113		6- 4		130		107		103		.53433 107		12		12				
DIV. I NON-CONF.			8- 6		.57143 138		0- 1		123		92		120		.53091 119		11		11				
TOTALS		RPI 1-25		RPI 26-50				W-L RECORDS		RPI 51-100				RPI 101-150				RPI 150+					
14- 9		0- 1		1- 3				OVERALL		1- 2				4- 1				8- 2					
7- 2		0- 0		0- 0				HOME		1- 1				2- 0				4- 1					
4- 4		0- 1		1- 1				AWAY		0- 0				1- 1				2- 1					
3- 3		0- 0		0- 2				NEUTRAL		0- 1				1- 0				2- 0					
8- 6		0- 1		0- 2				NON-CONFERENCE		1- 2				2- 0				5- 1					
3- 1		0- 0		0- 0				HOME		1- 1				0- 0				2- 0					
2- 2		0- 1		0- 0				AWAY		0- 0				1- 0				1- 1					
3- 3		0- 0		0- 2				NEUTRAL		0- 1				1- 0				2- 0					
6- 3		0- 0		1- 1				CONFERENCE		0- 0				2- 1				3- 1					
4- 1		0- 0		0- 0				HOME		0- 0				2- 0				2- 1					
2- 2		0- 0		1- 1				AWAY		0- 0				0- 1				1- 0					
0- 0		0- 0		0- 0				NEUTRAL		0- 0				0- 0				0- 0					
RPI	S	Opponent		Score		RPI	S	Opponent		Score		RPI	S	Opponent		Score		RPI	S	Opponent		Score	
16	A	Tennessee		0 3		28	N	Western Ky.		0 3		55	H	TCU		1 3		118	A	Syracuse		1 3	
						35	A	Marquette		0 3		64	N	Ohio		2 3		120	H	Georgetown		3 0	
						37	N	Missouri		2 3		96	H	Delaware		3 1		128	A	American		3 0	
						47	A	Notre Dame		3 1								129	N	Maryland		3 1	
																		141	H	Pittsburgh		3 1	
																		171	H	West Virginia		3 0	
																		185	H	Connecticut		3 1	
																		192	H	Colgate		3 0	
																		212	H	St. John's (NY)		0 3	
																		216	A	William & Mary		2 3	
																		233	A	Penn		3 1	
																		239	A	DePaul		3 2	
																		247	N	Temple		3 0	
																		288	H	Loyola Maryland		3 0	
																		310	N	La Salle		3 0	
LAST 10 GAMES																							
212 H St. John's (NY)						0 3						118 A Syracuse						1 3					
185 H Connecticut						3 1						141 H Pittsburgh						3 1					
120 H Georgetown						3 0						171 H West Virginia						3 0					
216 A William & Mary						2 3						47 A Notre Dame						3 1					
35 A Marquette						0 3						239 A DePaul						3 2					

Average RPI Win:	204	WON-LOST RECORD	WINNING PCT. RANK	LAST 10 GAMES	STRENGTH OF SCHEDULE	OPP. STRENGTH OF SCHEDULE	TEAM RPI	ADJ RPI	CONF. RPI	ADJ CONF. RPI	
DIV. I ONLY	15- 8	.65217	86	6- 4	153	175	111	.53292	108	17	17
DIV. I NON-CONF.	10- 4	.71429	67	1- 0	132	189	80	.55707	79	16	17
<hr/>											
TOTALS	RPI 1-25	RPI 26-50	W-L RECORDS		RPI 51-100	RPI 101-150	RPI 150+				
15- 8	0- 0	0- 1	OVERALL		3- 5	1- 1	11- 1				
8- 1	0- 0	0- 0	HOME		0- 1	1- 0	7- 0				
2- 6	0- 0	0- 1	AWAY		0- 3	0- 1	2- 1				
5- 1	0- 0	0- 0	NEUTRAL		3- 1	0- 0	2- 0				
<hr/>											
10- 4	0- 0	0- 0	NON-CONFERENCE		3- 3	0- 1	7- 0				
4- 0	0- 0	0- 0	HOME		0- 0	0- 0	4- 0				
1- 3	0- 0	0- 0	AWAY		0- 2	0- 1	1- 0				
5- 1	0- 0	0- 0	NEUTRAL		3- 1	0- 0	2- 0				
<hr/>											
5- 4	0- 0	0- 1	CONFERENCE		0- 2	1- 0	4- 1				
4- 1	0- 0	0- 0	HOME		0- 1	1- 0	3- 0				
1- 3	0- 0	0- 1	AWAY		0- 1	0- 0	1- 1				
0- 0	0- 0	0- 0	NEUTRAL		0- 0	0- 0	0- 0				
<hr/>											
RPI	S	Opponent	Score	RPI	S	Opponent	Score	RPI	S	Opponent	Score
				36	A	Dayton	0 3	52	N	New Mexico St.	3 0
								127	H	George Washington	3 1
								147	A	Cleveland St.	0 3
								178	H	Charlotte	3 2
								192	N	Colgate	3 1
								202	A	Rhode Island	0 3
								211	A	Robert Morris	3 1
								218	H	Eastern Ky.	3 0
								224	H	Marist	3 0
								239	N	DePaul	3 0
								247	H	Temple	3 0
								286	A	Fordham	3 2
								302	H	Howard	3 0
								303	H	Saint Francis (PA)	3 0
								310	H	La Salle	3 0
<hr/>											
LAST 10 GAMES											
				57	H	Saint Louis	0 3	36	A	Dayton	0 3
				247	H	Temple	3 0	89	A	Xavier	0 3
				310	H	La Salle	3 0	178	H	Charlotte	3 2
				286	A	Fordham	3 2	127	H	George Washington	3 1
				202	A	Rhode Island	0 3	52	N	New Mexico St.	3 0

Non-Div. I Games:

Duquesne

Average RPI Win: 221		WON-LOST	WINNING	LAST 10	STRENGTH OF		OPP. STRENGTH	TEAM	ADJ	CONF.	ADJ CONF.						
Average RPI Loss: 66		RECORD	PCT. RANK	GAMES	SCHEDULE		OF SCHEDULE	RPI	RPI	RPI	RPI						
DIV. I ONLY		13- 8	.61905	106	9- 1		145	118	107	.53288	109	25	26				
DIV. I NON-CONF.		7- 7	.5	164	3- 0		95	24	111	.53497	112	26	26				
<hr/>																	
TOTALS		RPI 1-25		RPI 26-50		W-L RECORDS		RPI 51-100		RPI 101-150		RPI 150+					
13- 8		0- 3		0- 3		OVERALL		0- 0		2- 0		11- 2					
3- 0		0- 0		0- 0		HOME		0- 0		1- 0		2- 0					
6- 5		0- 1		0- 2		AWAY		0- 0		0- 0		6- 2					
4- 3		0- 2		0- 1		NEUTRAL		0- 0		1- 0		3- 0					
7- 7		0- 3		0- 3		NON-CONFERENCE		0- 0		2- 0		5- 1					
1- 0		0- 0		0- 0		HOME		0- 0		1- 0		0- 0					
2- 4		0- 1		0- 2		AWAY		0- 0		0- 0		2- 1					
4- 3		0- 2		0- 1		NEUTRAL		0- 0		1- 0		3- 0					
6- 1		0- 0		0- 0		CONFERENCE		0- 0		0- 0		6- 1					
2- 0		0- 0		0- 0		HOME		0- 0		0- 0		2- 0					
4- 1		0- 0		0- 0		AWAY		0- 0		0- 0		4- 1					
0- 0		0- 0		0- 0		NEUTRAL		0- 0		0- 0		0- 0					
RPI	S	Opponent		Score		RPI	S	Opponent		Score		RPI	S	Opponent		Score	
2	N	Nebraska		0	3	26	N	Tulsa		0	3	101	H	Yale		3	0
9	A	Florida St.		0	3	42	A	Colorado St.		0	3	129	N	Maryland		3	0
15	N	Kentucky		1	3	43	A	Ohio St.		1	3	160	A	Colorado		1	3
												160	N	Colorado		3	0
												192	A	Colgate		3	0
												197	N	Akron		3	1
												219	A	Stony Brook		3	0
												227	A	New Hampshire		0	3
												232	A	UMBC		3	2
												253	A	Binghamton		3	1
												253	H	Binghamton		3	0
												268	A	Hartford		3	0
												275	N	Siena		3	1
												286	A	Fordham		3	0
												304	H	Providence		3	0
LAST 10 GAMES																	
253 H Binghamton						3	0	232 A UMBC						3	2		
192 A Colgate						3	0	219 A Stony Brook						3	0		
227 A New Hampshire						0	3	253 A Binghamton						3	1		
268 A Hartford						3	0	101 H Yale						3	0		
304 H Providence						3	0	129 N Maryland						3	0		

Non-Div. I Games:

Albany (NY)

Average RPI Win: 158		WON-LOST RECORD		WINNING PCT. RANK		LAST 10 GAMES		STRENGTH OF SCHEDULE		OPP. STRENGTH OF SCHEDULE		TEAM RPI		ADJ RPI		CONF. RPI		ADJ CONF. RPI	
DIV. I ONLY		12- 10		.54545 142		3- 7		110		41		108		.53261 110		3		3	
DIV. I NON-CONF.		8- 2		.8 38		0- 0		274		130		115		.52928 126		3		3	
TOTALS		RPI 1-25		RPI 26-50		W-L RECORDS		RPI 51-100		RPI 101-150		RPI 150+							
12- 10		0- 4		0- 3		OVERALL		1- 0		6- 1		5- 2							
5- 4		0- 2		0- 2		HOME		0- 0		3- 0		2- 0							
4- 5		0- 2		0- 1		AWAY		1- 0		2- 1		1- 1							
3- 1		0- 0		0- 0		NEUTRAL		0- 0		1- 0		2- 1							
8- 2		0- 0		0- 0		NON-CONFERENCE		1- 0		3- 0		4- 2							
3- 0		0- 0		0- 0		HOME		0- 0		1- 0		2- 0							
2- 1		0- 0		0- 0		AWAY		1- 0		1- 0		0- 1							
3- 1		0- 0		0- 0		NEUTRAL		0- 0		1- 0		2- 1							
4- 8		0- 4		0- 3		CONFERENCE		0- 0		3- 1		1- 0							
2- 4		0- 2		0- 2		HOME		0- 0		2- 0		0- 0							
2- 4		0- 2		0- 1		AWAY		0- 0		1- 1		1- 0							
0- 0		0- 0		0- 0		NEUTRAL		0- 0		0- 0		0- 0							
RPI S	Opponent	Score		RPI S	Opponent	Score		RPI S	Opponent	Score		RPI S	Opponent	Score					
8 H	Stanford	1	3	32 A	Washington	0	3	51 A	Long Beach St.	3	2	111 A	Wyoming	3	2				
10 A	Southern California	0	3	32 H	Washington	0	3					113 A	Washington St.	0	3				
14 A	UCLA	0	3	41 H	Arizona	1	3					113 H	Washington St.	3	2				
25 H	California	1	3									114 H	Arizona St.	3	2				
												126 A	Utah	3	0				
												135 N	SMU	3	2				
												137 H	Loyola Marymount	3	1				
												160 A	Colorado	3	0				
												168 N	Utah St.	3	0				
												183 N	South Dakota	2	3				
												199 A	Gonzaga	2	3				
												239 N	DePaul	3	0				
												269 H	Seattle	3	0				
												274 H	CSU Bakersfield	3	0				
				LAST 10 GAMES															
				113 H	Washington St.	3	2	8 H	Stanford	1	3								
				32 H	Washington	0	3	32 A	Washington	0	3								
				10 A	Southern California	0	3	113 A	Washington St.	0	3								
				14 A	UCLA	0	3	160 A	Colorado	3	0								
				25 H	California	1	3	126 A	Utah	3	0								

Non-Div. I Games:

Oregon St.

Average RPI Win: 178		WON-LOST	WINNING	LAST 10	STRENGTH OF		OPP. STRENGTH	TEAM	ADJ	CONF.	ADJ CONF.
Average RPI Loss: 114		RECORD	PCT. RANK	GAMES	SCHEDULE		OF SCHEDULE	RPI	RPI	RPI	RPI
DIV. I ONLY		15- 9	.625	101	6- 4		143	136	110	.53179	111
DIV. I NON-CONF.		10- 5	.66667	82	1- 0		153	153	103	.5412	105
TOTALS		RPI 1-25	RPI 26-50		W-L RECORDS		RPI 51-100		RPI 101-150		RPI 150+
15- 9	0- 0		1- 0		OVERALL		2- 4		2- 2		10- 3
8- 4	0- 0		1- 0		HOME		2- 1		0- 1		5- 2
4- 3	0- 0		0- 0		AWAY		0- 1		2- 1		2- 1
3- 2	0- 0		0- 0		NEUTRAL		0- 2		0- 0		3- 0
10- 5	0- 0		0- 0		NON-CONFERENCE		1- 2		1- 2		8- 1
5- 2	0- 0		0- 0		HOME		1- 0		0- 1		4- 1
2- 1	0- 0		0- 0		AWAY		0- 0		1- 1		1- 0
3- 2	0- 0		0- 0		NEUTRAL		0- 2		0- 0		3- 0
5- 4	0- 0		1- 0		CONFERENCE		1- 2		1- 0		2- 2
3- 2	0- 0		1- 0		HOME		1- 1		0- 0		1- 1
2- 2	0- 0		0- 0		AWAY		0- 1		1- 0		1- 1
0- 0	0- 0		0- 0		NEUTRAL		0- 0		0- 0		0- 0
RPI S	Opponent	Score	RPI S	Opponent	Score	RPI S	Opponent	Score	RPI S	Opponent	Score
			42 H	Colorado St.	3 2	55 H	TCU	2 3	110 H	Oregon St.	2 3
						72 N	Milwaukee	1 3	119 A	Col. of Charleston	1 3
						76 N	IPFW	0 3	143 A	UNLV	3 2
						86 H	Illinois St.	3 0	150 A	Northern Colo.	3 1
						94 A	San Diego St.	0 3	161 A	Drake	3 0
						99 H	New Mexico	3 0	163 H	Idaho St.	1 3
									169 A	Boise St.	1 3
									169 H	Boise St.	2 3
									183 H	South Dakota	3 0
									196 N	A&M-Corpus Christi	3 0
									199 H	Gonzaga	3 0
									209 H	Georgia St.	3 0
									231 N	North Florida	3 1
									239 H	DePaul	3 0
									241 A	Air Force	3 0
									241 H	Air Force	3 0
									254 N	UNC Wilmington	3 0
LAST 10 GAMES											
			169 A	Boise St.	1 3	150 A	Northern Colo.	3 1			
			241 A	Air Force	3 0	143 A	UNLV	3 2			
			99 H	New Mexico	3 0	94 A	San Diego St.	0 3			
			55 H	TCU	2 3	241 H	Air Force	3 0			
			42 H	Colorado St.	3 2	169 H	Boise St.	2 3			

Non-Div. I Games:

Wyoming

Average RPI Win:	197	WON-LOST RECORD	WINNING PCT. RANK	LAST 10 GAMES	STRENGTH OF SCHEDULE	OPP. STRENGTH OF SCHEDULE	TEAM RPI	ADJ RPI	CONF. RPI	ADJ CONF. RPI		
DIV. I ONLY		11- 12	.47826	173	1- 9	95	30	117	.53108	112	1	1
DIV. I NON-CONF.		10- 3	.76923	50	0- 0	219	108	94	.54733	96	1	1
<hr/>												
TOTALS	RPI 1-25	RPI 26-50		W-L RECORDS		RPI 51-100		RPI 101-150		RPI 150+		
11- 12	0- 6	0- 4		OVERALL		0- 2		4- 0		7- 0		
5- 6	0- 2	0- 2		HOME		0- 2		2- 0		3- 0		
1- 6	0- 4	0- 2		AWAY		0- 0		0- 0		1- 0		
5- 0	0- 0	0- 0		NEUTRAL		0- 0		2- 0		3- 0		
10- 3	0- 1	0- 1		NON-CONFERENCE		0- 1		3- 0		7- 0		
4- 2	0- 0	0- 1		HOME		0- 1		1- 0		3- 0		
1- 1	0- 1	0- 0		AWAY		0- 0		0- 0		1- 0		
5- 0	0- 0	0- 0		NEUTRAL		0- 0		2- 0		3- 0		
1- 9	0- 5	0- 3		CONFERENCE		0- 1		1- 0		0- 0		
1- 4	0- 2	0- 1		HOME		0- 1		1- 0		0- 0		
0- 5	0- 3	0- 2		AWAY		0- 0		0- 0		0- 0		
0- 0	0- 0	0- 0		NEUTRAL		0- 0		0- 0		0- 0		
RPI S	Opponent	Score	RPI S	Opponent	Score	RPI S	Opponent	Score	RPI S	Opponent	Score	
2 A	Nebraska	0 <div>3</div>	31 A	Michigan St.	0 <div>3</div>	57 H	Saint Louis	2 <div>3</div>	105 H	Central Mich.	3 2	
3 A	Iowa St.	0 <div>3</div>	35 H	Marquette	1 <div>3</div>	97 H	Northwestern	0 <div>3</div>	114 N	Arizona St.	3 1	
6 A	Minnesota	0 <div>3</div>	43 H	Ohio St.	1 <div>3</div>				125 H	Indiana	3 2	
11 H	Penn St.	0 <div>3</div>	48 A	Wisconsin	0 <div>3</div>				142 N	Southern Miss.	3 1	
13 H	Purdue	0 <div>3</div>							153 A	Columbia	3 1	
19 A	Michigan	0 <div>3</div>							159 H	Oakland	3 2	
									212 N	St. John's (NY)	3 1	
									253 N	Binghamton	3 0	
									261 H	Loyola Chicago	3 0	
									317 H	Chicago St.	3 0	
									323 N	St. Francis (NY)	3 0	
LAST 10 GAMES												
97 H	Northwestern	0 <div>3</div>	125 H	Indiana	3 2							
2 A	Nebraska	0 <div>3</div>	31 A	Michigan St.	0 <div>3</div>							
48 A	Wisconsin	0 <div>3</div>	19 A	Michigan	0 <div>3</div>							
6 A	Minnesota	0 <div>3</div>	11 H	Penn St.	0 <div>3</div>							
13 H	Purdue	0 <div>3</div>	43 H	Ohio St.	1 <div>3</div>							

Non-Div. I Games:

Iowa

Average RPI Win: 164		WON-LOST	WINNING	LAST 10	STRENGTH OF		OPP. STRENGTH	TEAM	ADJ	CONF.	ADJ CONF.						
Average RPI Loss: 57		RECORD	PCT. RANK	GAMES	SCHEDULE		OF SCHEDULE	RPI	RPI	RPI	RPI						
DIV. I ONLY		11- 11	.5	159	3- 7		90	42	112	.53099	113	3	3				
DIV. I NON-CONF.		8- 2	.8	38	0- 0		193	141	74	.55819	77	3	3				

TOTALS		RPI 1-25		RPI 26-50		W-L RECORDS		RPI 51-100		RPI 101-150		RPI 150+					
11- 11		0- 5		0- 3		OVERALL		1- 0		4- 2		6- 1					
5- 4		0- 2		0- 1		HOME		1- 0		2- 1		2- 0					
3- 5		0- 2		0- 2		AWAY		0- 0		1- 1		2- 0					
3- 2		0- 1		0- 0		NEUTRAL		0- 0		1- 0		2- 1					
8- 2		0- 1		0- 0		NON-CONFERENCE		1- 0		2- 0		5- 1					
3- 0		0- 0		0- 0		HOME		1- 0		1- 0		1- 0					
2- 0		0- 0		0- 0		AWAY		0- 0		0- 0		2- 0					
3- 2		0- 1		0- 0		NEUTRAL		0- 0		1- 0		2- 1					
3- 9		0- 4		0- 3		CONFERENCE		0- 0		2- 2		1- 0					
2- 4		0- 2		0- 1		HOME		0- 0		1- 1		1- 0					
1- 5		0- 2		0- 2		AWAY		0- 0		1- 1		0- 0					
0- 0		0- 0		0- 0		NEUTRAL		0- 0		0- 0		0- 0					
RPI	S	Opponent		Score		RPI	S	Opponent		Score		RPI	S	Opponent		Score	
8	A	Stanford		0 3		29	A	Oregon		2 3		71	H	San Francisco		3 2	
10	H	Southern California		0 3		29	H	Oregon		1 3		104	N	Santa Clara		3 1	
14	H	UCLA		0 3		41	A	Arizona		0 3		110	A	Oregon St.		2 3	
20	N	Texas A&M		0 3								110	H	Oregon St.		3 0	
25	A	California		0 3								114	A	Arizona St.		3 2	
												122	H	Sam Houston St.		3 1	
												126	H	Utah		1 3	
												160	H	Colorado		3 0	
												188	A	Portland		3 2	
												193	N	Butler		3 1	
												210	N	Eastern Wash.		2 3	
												226	H	Manhattan		3 0	
												244	N	Nevada		3 0	
												269	A	Seattle		3 2	
														</			

Average RPI Win:	137	WON-LOST RECORD	WINNING PCT. RANK	LAST 10 GAMES	STRENGTH OF SCHEDULE	OPP. STRENGTH OF SCHEDULE	TEAM RPI	ADJ RPI	CONF. RPI	ADJ CONF. RPI		
DIV. I ONLY		5- 16	.2381	286	1- 9	6	27	118	.53098	114	3	3
DIV. I NON-CONF.		4- 5	.44444	201	0- 0	21	43	70	.56555	73	3	3
<hr/>												
TOTALS	RPI 1-25	RPI 26-50		W-L RECORDS		RPI 51-100		RPI 101-150		RPI 150+		
5- 16	0- 9	0- 2		OVERALL		1- 0		2- 4		2- 1		
2- 7	0- 4	0- 1		HOME		1- 0		0- 1		1- 1		
1- 7	0- 4	0- 1		AWAY		0- 0		0- 2		1- 0		
2- 2	0- 1	0- 0		NEUTRAL		0- 0		2- 1		0- 0		
<hr/>												
4- 5	0- 3	0- 0		NON-CONFERENCE		1- 0		2- 1		1- 1		
2- 1	0- 0	0- 0		HOME		1- 0		0- 0		1- 1		
0- 2	0- 2	0- 0		AWAY		0- 0		0- 0		0- 0		
2- 2	0- 1	0- 0		NEUTRAL		0- 0		2- 1		0- 0		
<hr/>												
1- 11	0- 6	0- 2		CONFERENCE		0- 0		0- 3		1- 0		
0- 6	0- 4	0- 1		HOME		0- 0		0- 1		0- 0		
1- 5	0- 2	0- 1		AWAY		0- 0		0- 2		1- 0		
0- 0	0- 0	0- 0		NEUTRAL		0- 0		0- 0		0- 0		
<hr/>												
RPI S	Opponent	Score		RPI S	Opponent	Score		RPI S	Opponent	Score		
3 A	Iowa St.	1	3	29 A	Oregon	1	3	72 H	Milwaukee	3	1	
8 A	Stanford	0	3	32 H	Washington	0	3					
8 H	Stanford	1	3									
10 H	Southern California	1	3									
14 H	UCLA	0	3									
18 N	San Diego	0	3									
23 A	North Carolina	0	3									
25 A	California	1	3									
25 H	California	0	3									
<hr/>												
LAST 10 GAMES												
8 H Stanford						1	3	14 H	UCLA	0	3	
25 H California						0	3	25 A	California	1	3	
160 A Colorado						3	0	8 A	Stanford	0	3	
126 A Utah						0	3	32 H	Washington	0	3	
10 H Southern California						1	3	113 H	Washington St.	2	3	

Non-Div. I Games:

Arizona St.

Average RPI Win:		200	WON-LOST RECORD		WINNING PCT. RANK		LAST 10 GAMES		STRENGTH OF SCHEDULE		OPP. STRENGTH OF SCHEDULE		TEAM RPI		ADJ RPI		CONF. RPI		ADJ CONF. RPI	
DIV. I ONLY			16- 7		.69565 66		8- 2		235		138		123		.5285 115		21		23	
DIV. I NON-CONF.			10- 6		.625 106		2- 1		164		85		117		.53524 111		21		23	
TOTALS		RPI 1-25		RPI 26-50		W-L RECORDS		RPI 51-100		RPI 101-150		RPI 150+								
16- 7		0- 1		0- 1		OVERALL		3- 1		3- 3		10- 1								
8- 2		0- 1		0- 0		HOME		2- 0		2- 1		4- 0								
6- 3		0- 0		0- 0		AWAY		1- 1		0- 1		5- 1								
2- 2		0- 0		0- 1		NEUTRAL		0- 0		1- 1		1- 0								
10- 6		0- 1		0- 1		NON-CONFERENCE		2- 1		3- 2		5- 1								
6- 2		0- 1		0- 0		HOME		2- 0		2- 1		2- 0								
2- 2		0- 0		0- 0		AWAY		0- 1		0- 0		2- 1								
2- 2		0- 0		0- 1		NEUTRAL		0- 0		1- 1		1- 0								
6- 1		0- 0		0- 0		CONFERENCE		1- 0		0- 1		5- 0								
2- 0		0- 0		0- 0		HOME		0- 0		0- 0		2- 0								
4- 1		0- 0		0- 0		AWAY		1- 0		0- 1		3- 0								
0- 0		0- 0		0- 0		NEUTRAL		0- 0		0- 0		0- 0								
RPI	S	Opponent		Score		RPI	S	Opponent		Score		RPI	S	Opponent		Score				
19	H	Michigan		0 3		33	N	Kansas St.		0 3		66	A	North Dakota		3 1				
												75	A	St. Mary's (CA)		2 3				
												81	H	Cal Poly		3 2				
												86	H	Illinois St.		3 2				
														104		H	Santa Clara	3 1		
														117		A	Houston Baptist	1 3		
														118		H	Syracuse	3 2		
														138		N	Sacramento St.	3 0		
														144		H	Northern Ariz.	1 3		
														144		N	Northern Ariz.	2 3		
														163		A	Idaho St.	0 3		
														169		H	Boise St.	3 1		
														220		A	NJIT	3 2		
														220		H	NJIT	3 0		
														241		A	Air Force	3 0		
														274		H	CSU Bakersfield	3 0		
														279		A	Tex.-Pan American	3 0		
														280		N	S.C. Upstate	3 0		
														291		A	Weber St.	3 2		
														317		A	Chicago St.	3 0		
														317		H	Chicago St.	3 0		
LAST 10 GAMES																				
														317		A	Chicago St.	3 0		
														220		A	NJIT	3 2		
														117		A	Houston Baptist	1 3		
														279		A	Tex.-Pan American	3 0		
														66		A	North Dakota	3 1		
														163		A	Idaho St.	0 3		
														291		A	Weber St.	3 2		

Average RPI Win:		215	WON-LOST RECORD		WINNING PCT. RANK		LAST 10 GAMES		STRENGTH OF SCHEDULE		OPP. STRENGTH OF SCHEDULE		TEAM RPI		ADJ RPI		CONF. RPI		ADJ CONF. RPI	
Average RPI Loss:		64																		
DIV. I ONLY			11- 13		.45833 181		6- 4		74		100		120		.52846 116		14		14	
DIV. I NON-CONF.			5- 6		.45455 191		0- 0		40		47		93		.55321 88		14		14	
TOTALS		RPI 1-25		RPI 26-50		W-L RECORDS		RPI 51-100		RPI 101-150		RPI 150+								
11- 13		0- 4		0- 3		OVERALL		0- 4		1- 1		10- 1								
5- 5		0- 0		0- 2		HOME		0- 3		1- 0		4- 0								
4- 5		0- 1		0- 1		AWAY		0- 1		0- 1		4- 1								
2- 3		0- 3		0- 0		NEUTRAL		0- 0		0- 0		2- 0								
5- 6		0- 4		0- 1		NON-CONFERENCE		0- 1		0- 0		5- 0								
2- 2		0- 0		0- 1		HOME		0- 1		0- 0		2- 0								
1- 1		0- 1		0- 0		AWAY		0- 0		0- 0		1- 0								
2- 3		0- 3		0- 0		NEUTRAL		0- 0		0- 0		2- 0								
6- 7		0- 0		0- 2		CONFERENCE		0- 3		1- 1		5- 1								
3- 3		0- 0		0- 1		HOME		0- 2		1- 0		2- 0								
3- 4		0- 0		0- 1		AWAY		0- 1		0- 1		3- 1								
0- 0		0- 0		0- 0		NEUTRAL		0- 0		0- 0		0- 0								
RPI S	Opponent		Score		RPI S	Opponent		Score		RPI S	Opponent		Score		RPI S	Opponent		Score		
3 N	Iowa St.		0	3	30 H	Ball St.		0	3	61 A	Oral Roberts		1	3	148 A	South Dakota St.		2	3	
4 N	UNI		0	3	50 A	North Dakota St.		2	3	61 H	Oral Roberts		0	3	148 H	South Dakota St.		3	0	
22 N	Cincinnati		0	3	50 H	North Dakota St.		1	3	69 H	Eastern Mich.		1	3	159 H	Oakland		3	2	
23 A	Northern Ill.		1	3						76 H	IPFW		2	3	183 A	South Dakota		3	1	
															206 H	Marshall		3	0	
															211 N	Robert Morris		3	0	
															216 N	William & Mary		3	2	
															228 A	Western Ill.		3	0	
															234 A	Southern Utah		1	3	
															234 H	Southern Utah		3	1	
															237 A	Kent St.		3	0	
															249 A	UMKC		3	0	
															294 H	Stetson		3	0	
LAST 10 GAMES																				
						61 A Oral Roberts		1	3							228 A Western Ill.		3	0	
						234 A Southern Utah		1	3							249 A UMKC		3	0	
						148 H South Dakota St.		3	0							183 A South Dakota		3	1	
						50 H North Dakota St.		1	3							234 H Southern Utah		3	1	
						159 H Oakland		3	2							61 H Oral Roberts		0	3	

Average RPI Win:	213	WON-LOST RECORD	WINNING PCT. RANK	LAST 10 GAMES	STRENGTH OF SCHEDULE	OPP. STRENGTH OF SCHEDULE	TEAM RPI	ADJ RPI	CONF. RPI	ADJ CONF. RPI							
Average RPI Loss:	85																
DIV. I ONLY		18- 6	.75	40	7- 3	244	182	115	.5282	117	21	23					
DIV. I NON-CONF.		14- 5	.73684	57	3- 2	218	169	112	.53029	123	21	23					
<hr/>																	
TOTALS		RPI 1-25		RPI 26-50		W-L RECORDS		RPI 51-100		RPI 101-150		RPI 150+					
18- 6		0- 1		0- 0		OVERALL		2- 4		4- 0		12- 1					
7- 2		0- 0		0- 0		HOME		1- 1		3- 0		3- 1					
7- 2		0- 1		0- 0		AWAY		1- 1		1- 0		5- 0					
4- 2		0- 0		0- 0		NEUTRAL		0- 2		0- 0		4- 0					
14- 5		0- 1		0- 0		NON-CONFERENCE		2- 3		3- 0		9- 1					
6- 1		0- 0		0- 0		HOME		1- 0		2- 0		3- 1					
4- 2		0- 1		0- 0		AWAY		1- 1		1- 0		2- 0					
4- 2		0- 0		0- 0		NEUTRAL		0- 2		0- 0		4- 0					
4- 1		0- 0		0- 0		CONFERENCE		0- 1		1- 0		3- 0					
1- 1		0- 0		0- 0		HOME		0- 1		1- 0		0- 0					
3- 0		0- 0		0- 0		AWAY		0- 0		0- 0		3- 0					
0- 0		0- 0		0- 0		NEUTRAL		0- 0		0- 0		0- 0					
RPI	S	Opponent		Score		RPI	S	Opponent		Score		RPI	S	Opponent		Score	
20	A	Texas A&M		0 3								115	H	Utah Valley		3 1	
												52	N	New Mexico St.		0 3	
												56	A	Rice		0 3	
												59	N	Georgia Tech		0 3	
												66	H	North Dakota		1 3	
												85	H	UTSA		3 2	
												98	A	Texas St.		3 2	

Non-Div. I Games:

Houston Baptist

Average RPI Win:	195	WON-LOST RECORD	WINNING PCT. RANK	LAST 10 GAMES	STRENGTH OF SCHEDULE	OPP. STRENGTH OF SCHEDULE	TEAM RPI	ADJ RPI	CONF. RPI	ADJ CONF. RPI		
Average RPI Loss:	126											
DIV. I ONLY		16- 8	.66667	75	7- 3	150	181	100	.52767	118	12	12
DIV. I NON-CONF.		11- 5	.6875	81	2- 1	155	229	110	.52893	127	11	11
<hr/>												
TOTALS	RPI 1-25	RPI 26-50		W-L RECORDS		RPI 51-100		RPI 101-150		RPI 150+		
16- 8	0- 0	0- 2		OVERALL		3- 0		1- 2		12- 4		
7- 3	0- 0	0- 1		HOME		2- 0		1- 1		4- 1		
4- 4	0- 0	0- 0		AWAY		0- 0		0- 1		4- 3		
5- 1	0- 0	0- 1		NEUTRAL		1- 0		0- 0		4- 0		
<hr/>												
11- 5	0- 0	0- 1		NON-CONFERENCE		2- 0		0- 1		9- 3		
4- 0	0- 0	0- 0		HOME		1- 0		0- 0		3- 0		
2- 4	0- 0	0- 0		AWAY		0- 0		0- 1		2- 3		
5- 1	0- 0	0- 1		NEUTRAL		1- 0		0- 0		4- 0		
<hr/>												
5- 3	0- 0	0- 1		CONFERENCE		1- 0		1- 1		3- 1		
3- 3	0- 0	0- 1		HOME		1- 0		1- 1		1- 1		
2- 0	0- 0	0- 0		AWAY		0- 0		0- 0		2- 0		
0- 0	0- 0	0- 0		NEUTRAL		0- 0		0- 0		0- 0		
<hr/>												
RPI	S	Opponent	Score	RPI	S	Opponent	Score	RPI	S	Opponent	Score	
35	H	Marquette	1 3	92	H	Seton Hall	3 1	107	H	Villanova	3 1	
36	N	Dayton	0 3	98	N	Texas St.	3 0	115	A	Utah Valley	2 3	
				99	H	Sacred Heart	3 0	120	H	Georgetown	2 3	
								151	H	South Fla.	2 3	
								163	N	Idaho St.	3 1	
								167	A	Niagara	2 3	
								168	A	Utah St.	1 3	
								185	A	Connecticut	3 0	
								187	A	Long Island	3 1	
								192	H	Colgate	3 0	
								195	N	Lehigh	3 0	
								212	A	St. John's (NY)	3 0	
								213	A	Buffalo	2 3	
								236	H	Rutgers	3 1	
								247	N	Temple	3 1	
								253	A	Binghamton	3 0	
								275	H	Siena	3 0	
								277	N	Cornell	3 1	
								307	H	Youngstown St.	3 2	
<hr/>												
LAST 10 GAMES				LAST 10 GAMES				LAST 10 GAMES				
92	H	Seton Hall	3 1	107	H	Villanova	3 1	107	H	Villanova	3 1	
236	H	Rutgers	3 1	192	H	Colgate	3 0	192	H	Colgate	3 0	
253	A	Binghamton	3 0	185	A	Connecticut	3 0	185	A	Connecticut	3 0	
35	H	Marquette	1 3	212	A	St. John's (NY)	3 0	212	A	St. John's (NY)	3 0	
120	H	Georgetown	2 3	167	A	Niagara	2 3	167	A	Niagara	2 3	

Non-Div. I Games:

Syracuse

Average RPI Win:		221	WON-LOST RECORD		WINNING PCT. RANK		LAST 10 GAMES		STRENGTH OF SCHEDULE		OPP. STRENGTH OF SCHEDULE		TEAM RPI		ADJ RPI		CONF. RPI		ADJ CONF. RPI				
Average RPI Loss:		106																					
DIV. I ONLY			17- 9		.65385 85		8- 2		149		192		109		.52657 119		18		18				
DIV. I NON-CONF.			9- 7		.5625 145		1- 0		179		170		154		.49617 161		23		22				
TOTALS		RPI 1-25		RPI 26-50		W-L RECORDS		RPI 51-100		RPI 101-150		RPI 150+											
17- 9		0- 1		0- 1		OVERALL		1- 3		2- 1		14- 3											
10- 4		0- 0		0- 0		HOME		1- 1		2- 1		7- 2											
5- 3		0- 1		0- 0		AWAY		0- 2		0- 0		5- 0											
2- 2		0- 0		0- 1		NEUTRAL		0- 0		0- 0		2- 1											
9- 7		0- 1		0- 1		NON-CONFERENCE		0- 1		1- 1		8- 3											
4- 4		0- 0		0- 0		HOME		0- 1		1- 1		3- 2											
3- 1		0- 1		0- 0		AWAY		0- 0		0- 0		3- 0											
2- 2		0- 0		0- 1		NEUTRAL		0- 0		0- 0		2- 1											
8- 2		0- 0		0- 0		CONFERENCE		1- 2		1- 0		6- 0											
6- 0		0- 0		0- 0		HOME		1- 0		1- 0		4- 0											
2- 2		0- 0		0- 0		AWAY		0- 2		0- 0		2- 0											
0- 0		0- 0		0- 0		NEUTRAL		0- 0		0- 0		0- 0											
RPI	S	Opponent		Score		RPI	S	Opponent		Score		RPI	S	Opponent		Score		RPI	S	Opponent		Score	
13	A	Purdue		0	3	46	N	Baylor		0	3	62	H	Clemson		2	3	102	H	South Carolina		2	3
												70	A	Furman		1	3	111	H	Wyoming		3	1
												79	A	Samford		0	3	133	H	Ga. Southern		3	1
												84	H	Appalachian St.		3	0	166	H	Winthrop		2	3
																		181	N	VCU		1	3
																		184	H	Elon		3	0
																		189	N	Harvard		3	2
																		196	H	A&M-Corpus Christi		3	1
																		205	H	Davidson		3	0
																		209	A	Georgia St.		3	1
																		229	H	Western Caro.		3	1
																		231	H	North Florida		2	3
																		254	H	UNC Wilmington		3	2
																		258	N	Jacksonville St.		3	0
																		264	A	Presbyterian		3	1
																		276	A	Wofford		3	0
																		282	A	Chattanooga		3	1
																		290	H	Citadel		3	1
																		292	A	Coastal Caro.		3	1
																		306	H	Charleston So.		3	0
						LAST 10 GAMES																	
						229	H	Western Caro.		3	1	70	A	Furman		1	3						
						84	H	Appalachian St.		3	0	205	H	Davidson		3	0						
						282	A	Chattanooga		3	1	133	H	Ga. Southern		3	1						
						79	A	Samford		0	3	292	A	Coastal Caro.		3	1						
						276	A	Wofford		3	0	184	H	Elon		3	0						

Non-Div. I Games:

Col. of Charleston

Average RPI Win: 174		WON-LOST	WINNING	LAST 10	STRENGTH OF		OPP. STRENGTH	TEAM	ADJ	CONF.	ADJ CONF.
Average RPI Loss: 105		RECORD	PCT. RANK	GAMES	SCHEDULE		OF SCHEDULE	RPI	RPI	RPI	RPI
DIV. I ONLY		12- 10	.54545	142	5- 5		109	127	119	.52634	120
DIV. I NON-CONF.		8- 5	.61538	109	1- 0		84	140	82	.55662	81
TOTALS		RPI 1-25	RPI 26-50		W-L RECORDS		RPI 51-100		RPI 101-150		RPI 150+
12- 10	0- 1	0- 2		OVERALL		2- 1		1- 5		9- 1	
4- 1	0- 0	0- 0		HOME		0- 0		0- 1		4- 0	
3- 6	0- 1	0- 2		AWAY		1- 0		1- 2		1- 1	
5- 3	0- 0	0- 0		NEUTRAL		1- 1		0- 2		4- 0	
8- 5	0- 1	0- 0		NON-CONFERENCE		2- 1		0- 3		6- 0	
1- 0	0- 0	0- 0		HOME		0- 0		0- 0		1- 0	
2- 2	0- 1	0- 0		AWAY		1- 0		0- 1		1- 0	
5- 3	0- 0	0- 0		NEUTRAL		1- 1		0- 2		4- 0	
4- 5	0- 0	0- 2		CONFERENCE		0- 0		1- 2		3- 1	
3- 1	0- 0	0- 0		HOME		0- 0		0- 1		3- 0	
1- 4	0- 0	0- 2		AWAY		0- 0		1- 1		0- 1	
0- 0	0- 0	0- 0		NEUTRAL		0- 0		0- 0		0- 0	
RPI S	Opponent	Score		RPI S	Opponent	Score		RPI S	Opponent	Score	
25 A	California	0	3	35 A	Marquette	0	3	67 N	Arkansas	2	3
				47 A	Notre Dame	0	3	78 A	James Madison	3	2
								84 N	Appalachian St.	3	0
								107 A	Villanova	0	3
								118 A	Syracuse	3	2
								127 A	George Washington	2	3
								128 N	American	1	3
								138 N	Sacramento St.	1	3
								141 H	Pittsburgh	1	3
								171 H	West Virginia	3	0
								181 H	VCU	3	0
								182 A	Wake Forest	3	0
								185 H	Connecticut	3	2
								203 N	George Mason	3	0
								212 H	St. John's (NY)	3	1
								215 N	Texas-Arlington	3	1
								225 N	East Tenn. St.	3	2
								231 N	North Florida	3	0
								239 A	DePaul	2	3
LAST 10 GAMES											
				185 H	Connecticut	3	2	171 H	West Virginia	3	0
				212 H	St. John's (NY)	3	1	141 H	Pittsburgh	1	3
				107 A	Villanova	0	3	239 A	DePaul	2	3
				118 A	Syracuse	3	2	47 A	Notre Dame	0	3
				35 A	Marquette	0	3	78 A	James Madison	3	2

Non-Div. I Games:

Georgetown

Average RPI Win:		155	WON-LOST RECORD		WINNING PCT. RANK		LAST 10 GAMES		STRENGTH OF SCHEDULE		OPP. STRENGTH OF SCHEDULE		TEAM RPI		ADJ RPI		CONF. RPI		ADJ CONF. RPI			
DIV. I ONLY			8- 12		.4 215		3- 7		60		75		127		.52596 121		9		7			
DIV. I NON-CONF.			5- 6		.45455 191		0- 1		49		56		104		.54352 100		7		7			
<hr/>																						
TOTALS		RPI 1-25			RPI 26-50			W-L RECORDS			RPI 51-100			RPI 101-150			RPI 150+					
8- 12		0- 3			0- 0			OVERALL			3- 7			0- 2			5- 0					
3- 4		0- 0			0- 0			HOME			2- 3			0- 1			1- 0					
2- 6		0- 1			0- 0			AWAY			1- 4			0- 1			1- 0					
3- 2		0- 2			0- 0			NEUTRAL			0- 0			0- 0			3- 0					
5- 6		0- 3			0- 0			NON-CONFERENCE			1- 2			0- 1			4- 0					
1- 1		0- 0			0- 0			HOME			0- 0			0- 1			1- 0					
1- 3		0- 1			0- 0			AWAY			1- 2			0- 0			0- 0					
3- 2		0- 2			0- 0			NEUTRAL			0- 0			0- 0			3- 0					
3- 6		0- 0			0- 0			CONFERENCE			2- 5			0- 1			1- 0					
2- 3		0- 0			0- 0			HOME			2- 3			0- 0			0- 0					
1- 3		0- 0			0- 0			AWAY			0- 2			0- 1			1- 0					
0- 0		0- 0			0- 0			NEUTRAL			0- 0			0- 0			0- 0					
RPI	S	Opponent			Score		RPI	S	Opponent			Score		RPI	S	Opponent			Score			
4	N	UNI			2 3				51	H	Long Beach St.			0 3		130	H	Idaho			0 3	
9	N	Florida St.			0 3				65	H	UC Santa Barbara			0 3		140	A	Cal St. Northridge			0 3	
18	A	San Diego			0 3				74	A	Pacific			2 3		168	H	Utah St.			3 1	
									74	H	Pacific			0 3		186	A	UC Riverside			3 0	
									80	A	UC Davis			2 3		188	N	Portland			3 0	
									80	H	UC Davis			3 1		200	N	Portland St.			3 2	
									81	H	Cal Poly			3 0		244	N	Nevada			3 1	
									94	A	San Diego St.			1 3								
									96	A	Delaware			3 2								
									99	A	New Mexico			2 3								
<hr/>																						
LAST 10 GAMES																						
		74 H Pacific			0 3				81	H	Cal Poly			3 0								
		80 H UC Davis			3 1				51	H	Long Beach St.			0 3								
		140 A Cal St. Northridge			0 3				18	A	San Diego			0 3								
		186 A UC Riverside			3 0				80	A	UC Davis			2 3								
		65 H UC Santa Barbara			0 3				74	A	Pacific			2 3								

Non-Div. I Games:

UC Irvine

Average RPI Win:	213	WON-LOST	WINNING	LAST 10	STRENGTH OF	OPP. STRENGTH	TEAM	ADJ	CONF.	ADJ CONF.			
Average RPI Loss:	85	RECORD	PCT. RANK	GAMES	SCHEDULE	OF SCHEDULE	RPI	RPI	RPI	RPI			
DIV. I ONLY	13- 10	.56522	134	6- 4	117	160	122	.52581	122	20	20		
DIV. I NON-CONF.	5- 7	.41667	209	0- 1	78	122	150	.51015	141	18	18		
<hr/>													
TOTALS	RPI 1-25	RPI 26-50		W-L RECORDS	RPI 51-100		RPI 101-150		RPI 150+				
13- 10	0- 2	0- 0		OVERALL	0- 5		2- 2		11- 1				
9- 1	0- 0	0- 0		HOME	0- 1		1- 0		8- 0				
3- 4	0- 0	0- 0		AWAY	0- 1		1- 2		2- 1				
1- 5	0- 2	0- 0		NEUTRAL	0- 3		0- 0		1- 0				
<hr/>													
5- 7	0- 2	0- 0		NON-CONFERENCE	0- 3		0- 2		5- 0				
3- 0	0- 0	0- 0		HOME	0- 0		0- 0		3- 0				
1- 2	0- 0	0- 0		AWAY	0- 0		0- 2		1- 0				
1- 5	0- 2	0- 0		NEUTRAL	0- 3		0- 0		1- 0				
<hr/>													
8- 3	0- 0	0- 0		CONFERENCE	0- 2		2- 0		6- 1				
6- 1	0- 0	0- 0		HOME	0- 1		1- 0		5- 0				
2- 2	0- 0	0- 0		AWAY	0- 1		1- 0		1- 1				
0- 0	0- 0	0- 0		NEUTRAL	0- 0		0- 0		0- 0				
<hr/>													
RPI S	Opponent	Score		RPI S	Opponent	Score		RPI S	Opponent	Score			
21 N	Oklahoma	0	3			56 N	Rice	1	3	113 A	Washington St.	1	3
22 N	Cincinnati	1	3			66 N	North Dakota	1	3	117 A	Houston Baptist	2	3
						71 N	San Francisco	0	3	134 A	Stephen F. Austin	3	2
						85 A	UTSA	0	3	134 H	Stephen F. Austin	3	1
						98 H	Texas St.	0	3	170 H	Central Ark.	3	2
										177 A	North Texas	3	1
										196 A	A&M-Corpus Christi	2	3
										196 H	A&M-Corpus Christi	3	1
										215 H	Texas-Arlington	3	0
										221 A	Nicholls St.	3	1
										222 H	Northwestern St.	3	1
										226 N	Manhattan	3	0
										236 H	Rutgers	3	1
										257 H	Louisiana Tech	3	0
										279 H	Tex.-Pan American	3	1
										308 H	Southeastern La.	3	0
<hr/>													
LAST 10 GAMES				LAST 10 GAMES									
308 H Southeastern La.				3	0	196 A A&M-Corpus Christi				2	3		
98 H Texas St.				0	3	85 A UTSA				0	3		
215 H Texas-Arlington				3	0	222 H Northwestern St.				3	1		
221 A Nicholls St.				3	1	170 H Central Ark.				3	2		
134 H Stephen F. Austin				3	1	56 N Rice				1	3		

Non-Div. I Games:

Sam Houston St.

Average RPI Win: 226		WON-LOST	WINNING	LAST 10	STRENGTH OF		OPP. STRENGTH	TEAM	ADJ	CONF.	ADJ CONF.
Average RPI Loss: 96		RECORD	PCT. RANK	GAMES	SCHEDULE		OF SCHEDULE	RPI	RPI	RPI	RPI
DIV. I ONLY		17- 7	.70833	60	4- 6		210	202	116	.52572	123
DIV. I NON-CONF.		13- 1	.92857	12	1- 1		272	288	85	.55044	90
TOTALS		RPI 1-25	RPI 26-50		W-L RECORDS		RPI 51-100		RPI 101-150		RPI 150+
17- 7	0- 0		1- 2		OVERALL		0- 2		1- 1		15- 2
5- 3	0- 0		1- 0		HOME		0- 1		0- 1		4- 1
6- 4	0- 0		0- 2		AWAY		0- 1		1- 0		5- 1
6- 0	0- 0		0- 0		NEUTRAL		0- 0		0- 0		6- 0
13- 1	0- 0		1- 0		NON-CONFERENCE		0- 0		0- 0		12- 1
3- 0	0- 0		1- 0		HOME		0- 0		0- 0		2- 0
4- 1	0- 0		0- 0		AWAY		0- 0		0- 0		4- 1
6- 0	0- 0		0- 0		NEUTRAL		0- 0		0- 0		6- 0
4- 6	0- 0		0- 2		CONFERENCE		0- 2		1- 1		3- 1
2- 3	0- 0		0- 0		HOME		0- 1		0- 1		2- 1
2- 3	0- 0		0- 2		AWAY		0- 1		1- 0		1- 0
0- 0	0- 0		0- 0		NEUTRAL		0- 0		0- 0		0- 0
RPI S	Opponent	Score	RPI S	Opponent	Score	RPI S	Opponent	Score	RPI S	Opponent	Score
			30 A	Ball St.	0 3	64 A	Ohio	0 3	105 H	Central Mich.	2 3
			31 H	Michigan St.	3 1	69 H	Eastern Mich.	0 3	132 A	Toledo	3 1
			34 A	Western Mich.	1 3				151 A	South Fla.	3 0
									156 H	Miami (OH)	3 2
									159 A	Oakland	0 3
									197 H	Akron	3 0
									213 H	Buffalo	2 3
									218 N	Eastern Ky.	3 2
									219 N	Stony Brook	3 0
									223 N	Md.-East. Shore	3 2
									237 A	Kent St.	3 0
									241 N	Air Force	3 0
									262 A	Wright St.	3 0
									272 A	Bucknell	3 0
									283 H	Canisius	3 0
									285 H	SIU Edwardsville	3 1
									309 A	Navy	3 0
									312 N	Bethune-Cookman	3 0
									319 N	Coppin St.	3 0
			LAST 10 GAMES								
			30 A	Ball St.	0 3	34 A	Western Mich.	1 3			
			132 A	Toledo	3 1	156 H	Miami (OH)	3 2			
			159 A	Oakland	0 3	213 H	Buffalo	2 3			
			69 H	Eastern Mich.	0 3	197 H	Akron	3 0			
			105 H	Central Mich.	2 3	262 A	Wright St.	3 0			

























Non-Div. I Games:

Bowling Green

Average RPI Win:	201	WON-LOST	WINNING	LAST 10	STRENGTH OF	OPP. STRENGTH	TEAM	ADJ	CONF.	ADJ CONF.	
Average RPI Loss:	66	RECORD	PCT. RANK	GAMES	SCHEDULE	OF SCHEDULE	RPI	RPI	RPI	RPI	
DIV. I ONLY	15- 9	.625	101	2- 8	198	104	121	.5246	124	5	5
DIV. I NON-CONF.	12- 1	.92308	15	0- 0	279	217	81	.55578	83	5	5
<hr/>											
TOTALS	RPI 1-25	RPI 26-50		W-L RECORDS		RPI 51-100		RPI 101-150		RPI 150+	
15- 9	0- 2	1- 2		OVERALL		1- 3		2- 1		11- 1	
6- 4	0- 1	1- 1		HOME		0- 1		1- 0		4- 1	
5- 5	0- 1	0- 1		AWAY		1- 2		1- 1		3- 0	
4- 0	0- 0	0- 0		NEUTRAL		0- 0		0- 0		4- 0	
<hr/>											
12- 1	0- 0	1- 0		NON-CONFERENCE		0- 1		1- 0		10- 0	
6- 0	0- 0	1- 0		HOME		0- 0		1- 0		4- 0	
2- 1	0- 0	0- 0		AWAY		0- 1		0- 0		2- 0	
4- 0	0- 0	0- 0		NEUTRAL		0- 0		0- 0		4- 0	
<hr/>											
3- 8	0- 2	0- 2		CONFERENCE		1- 2		1- 1		1- 1	
0- 4	0- 1	0- 1		HOME		0- 1		0- 0		0- 1	
3- 4	0- 1	0- 1		AWAY		1- 1		1- 1		1- 0	
0- 0	0- 0	0- 0		NEUTRAL		0- 0		0- 0		0- 0	
<hr/>											
RPI S	Opponent	Score	RPI S	Opponent	Score	RPI S	Opponent	Score	RPI S	Opponent	Score
9	H Florida St.	2 3	27	H Miami (FL)	2 3	59	A Georgia Tech	3 2	129	A Maryland	0 3
23	A North Carolina	2 3	44	A Duke	0 3	60	H Virginia Tech	2 3	146	A Boston College	3 0
			48	H Wisconsin	3 2	62	A Clemson	2 3	149	H Towson	3 0
						84	A Appalachian St.	1 3	155	H Virginia	1 3
									164	N Kennesaw St.	3 0
									176	H Liberty	3 0
									178	N Charlotte	3 0
									182	A Wake Forest	3 0
									229	H Western Caro.	3 0
									240	H Campbell	3 0
									254	A UNC Wilmington	3 0
									266	N East Carolina	3 0
									290	A Citadel	3 0
									306	N Charleston So.	3 1
									324	H N.C. A&T	3 0
<hr/>											
LAST 10 GAMES											
			44	A Duke	0 3	27	H Miami (FL)	2 3			
			182	A Wake Forest	3 0	23	A North Carolina	2 3			
			155	H Virginia	1 3	62	A Clemson	2 3			
			60	H Virginia Tech	2 3	59	A Georgia Tech	3 2			
			9	H Florida St.	2 3	129	A Maryland	0 3			

Non-Div. I Games:

North Carolina St.

Average RPI Win: 230		WON-LOST	WINNING	LAST 10	STRENGTH OF		OPP. STRENGTH	TEAM	ADJ	CONF.	ADJ CONF.
Average RPI Loss: 48		RECORD	PCT. RANK	GAMES	SCHEDULE		OF SCHEDULE	RPI	RPI	RPI	RPI
DIV. I ONLY		8- 14	.36364	233	0- 10		37	74	125	.5242	125
DIV. I NON-CONF.		8- 4	.66667	82	0- 0		133	219	101	.54188	102
TOTALS		RPI 1-25	RPI 26-50		W-L RECORDS		RPI 51-100		RPI 101-150		RPI 150+
8- 14		0- 6	0- 3		OVERALL		0- 3		1- 2		7- 0
6- 5		0- 2	0- 3		HOME		0- 0		0- 0		6- 0
0- 7		0- 4	0- 0		AWAY		0- 2		0- 1		0- 0
2- 2		0- 0	0- 0		NEUTRAL		0- 1		1- 1		1- 0
8- 4		0- 1	0- 0		NON-CONFERENCE		0- 2		1- 1		7- 0
6- 0		0- 0	0- 0		HOME		0- 0		0- 0		6- 0
0- 2		0- 1	0- 0		AWAY		0- 1		0- 0		0- 0
2- 2		0- 0	0- 0		NEUTRAL		0- 1		1- 1		1- 0
0- 10		0- 5	0- 3		CONFERENCE		0- 1		0- 1		0- 0
0- 5		0- 2	0- 3		HOME		0- 0		0- 0		0- 0
0- 5		0- 3	0- 0		AWAY		0- 1		0- 1		0- 0
0- 0		0- 0	0- 0		NEUTRAL		0- 0		0- 0		0- 0
RPI S	Opponent	Score	RPI S	Opponent	Score	RPI S	Opponent	Score	RPI S	Opponent	Score
1 A	Illinois	1 	31 H	Michigan St.	1 	60 A	Virginia Tech	1 	112 A	Iowa	2 
2 A	Nebraska	0 	43 H	Ohio St.	1 	65 N	UC Santa Barbara	2 	127 N	George Washington	3 2
11 H	Penn St.	0 	48 H	Wisconsin	1 	97 A	Northwestern	0 	147 N	Cleveland St.	2 
13 A	Purdue	2 							167 H	Niagara	3 0
18 A	San Diego	0 							199 H	Gonzaga	3 1
19 H	Michigan	0 							213 H	Buffalo	3 0
									263 H	Southeast Mo. St.	3 0
									278 H	Eastern Ill.	3 0
									288 N	High Point	3 1
									307 H	Youngstown St.	3 0
LAST 10 GAMES											
48 H	Wisconsin	1 	112 A	Iowa	2 						
13 A	Purdue	2 	97 A	Northwestern	0 						
11 H	Penn St.	0 	1 A	Illinois	1 						
43 H	Ohio St.	1 	31 H	Michigan St.	1 						
2 A	Nebraska	0 	19 H	Michigan	0 						

Non-Div. I Games:

Indiana

Average RPI Win:	162	WON-LOST RECORD	WINNING PCT. RANK	LAST 10 GAMES	STRENGTH OF SCHEDULE	OPP. STRENGTH OF SCHEDULE	TEAM RPI	ADJ RPI	CONF. RPI	ADJ CONF. RPI		
DIV. I ONLY		8- 14	.36364	233	2- 8	51	32	126	.52342	126	3	3
DIV. I NON-CONF.		5- 4	.55556	147	0- 0	205	86	161	.50166	157	3	3
<hr/>												
TOTALS	RPI 1-25	RPI 26-50		W-L RECORDS		RPI 51-100		RPI 101-150		RPI 150+		
8- 14	0- 6	0- 3		OVERALL		0- 3		4- 2		4- 0		
4- 8	0- 2	0- 2		HOME		0- 3		2- 1		2- 0		
3- 5	0- 4	0- 1		AWAY		0- 0		2- 0		1- 0		
1- 1	0- 0	0- 0		NEUTRAL		0- 0		0- 1		1- 0		
5- 4	0- 0	0- 0		NON-CONFERENCE		0- 3		2- 1		3- 0		
3- 3	0- 0	0- 0		HOME		0- 3		1- 0		2- 0		
1- 0	0- 0	0- 0		AWAY		0- 0		1- 0		0- 0		
1- 1	0- 0	0- 0		NEUTRAL		0- 0		0- 1		1- 0		
3- 10	0- 6	0- 3		CONFERENCE		0- 0		2- 1		1- 0		
1- 5	0- 2	0- 2		HOME		0- 0		1- 1		0- 0		
2- 5	0- 4	0- 1		AWAY		0- 0		1- 0		1- 0		
0- 0	0- 0	0- 0		NEUTRAL		0- 0		0- 0		0- 0		
RPI S	Opponent	Score	RPI S	Opponent	Score	RPI S	Opponent	Score	RPI S	Opponent	Score	
8 A	Stanford	0 <div>3</div>	29 H	Oregon	0 <div>3</div>	54 H	BYU	0 <div>3</div>	101 A	Yale	3 1	
10 A	Southern California	0 <div>3</div>	32 A	Washington	0 <div>3</div>	69 H	Eastern Mich.	2 <div>3</div>	110 H	Oregon St.	0 <div>3</div>	
10 H	Southern California	0 <div>3</div>	41 H	Arizona	1 <div>3</div>	97 H	Northwestern	0 <div>3</div>	113 A	Washington St.	3 1	
14 A	UCLA	0 <div>3</div>							114 H	Arizona St.	3 0	
14 H	UCLA	0 <div>3</div>							140 H	Cal St. Northridge	3 0	
25 A	California	0 <div>3</div>							146 N	Boston College	1 <div>3</div>	
									160 A	Colorado	3 0	
									186 H	UC Riverside	3 1	
									192 N	Colgate	3 0	
									291 H	Weber St.	3 0	
			LAST 10 GAMES									
14 A	UCLA	0 <div>3</div>	113 A	Washington St.	3 1							
10 A	Southern California	0 <div>3</div>	10 H	Southern California	0 <div>3</div>							
41 H	Arizona	1 <div>3</div>	14 H	UCLA	0 <div>3</div>							
114 H	Arizona St.	3 0	29 H	Oregon	0 <div>3</div>							
32 A	Washington	0 <div>3</div>	110 H	Oregon St.	0 <div>3</div>							

Non-Div. I Games:

Utah

Average RPI Win:		230	WON-LOST RECORD		WINNING PCT. RANK		LAST 10 GAMES		STRENGTH OF SCHEDULE		OPP. STRENGTH OF SCHEDULE		TEAM RPI		ADJ RPI		CONF. RPI		ADJ CONF. RPI								
DIV. I ONLY			17- 6		.73913 45		7- 3		270		163		128		.52136 127		17		17								
DIV. I NON-CONF.			11- 3		.78571 43		1- 0		289		171		137		.51581 137		16		17								
TOTALS		RPI 1-25		RPI 26-50		W-L RECORDS		RPI 51-100		RPI 101-150		RPI 150+															
17- 6		0- 1		0- 1		OVERALL		1- 2		2- 2		14- 0															
10- 1		0- 0		0- 1		HOME		1- 0		1- 0		8- 0															
5- 3		0- 1		0- 0		AWAY		0- 1		1- 1		4- 0															
2- 2		0- 0		0- 0		NEUTRAL		0- 1		0- 1		2- 0															
11- 3		0- 1		0- 0		NON-CONFERENCE		0- 1		2- 1		9- 0															
6- 0		0- 0		0- 0		HOME		0- 0		1- 0		5- 0															
3- 1		0- 1		0- 0		AWAY		0- 0		1- 0		2- 0															
2- 2		0- 0		0- 0		NEUTRAL		0- 1		0- 1		2- 0															
6- 3		0- 0		0- 1		CONFERENCE		1- 1		0- 1		5- 0															
4- 1		0- 0		0- 1		HOME		1- 0		0- 0		3- 0															
2- 2		0- 0		0- 0		AWAY		0- 1		0- 1		2- 0															
0- 0		0- 0		0- 0		NEUTRAL		0- 0		0- 0		0- 0															
RPI	S	Opponent		Score		RPI	S	Opponent		Score		RPI	S	Opponent		Score											
18	A	San Diego		0 3		36	H	Dayton		0 3		57	A	Saint Louis		0 3		108	A	Duquesne		1 3					
												65	N	UC Santa Barbara		0 3		120	H	Georgetown		3 2					
												89	H	Xavier		3 2		125	N	Indiana		2 3					
																		128	A	American		3 1					
																		178	H	Charlotte		3 1					
																		181	A	VCU		3 1					
																		202	H	Rhode Island		3 2					
																		203	H	George Mason		3 1					
																		207	H	Central Conn. St.		3 0					
																		247	A	Temple		3 0					
																		254	H	UNC Wilmington		3 0					
																		277	N	Cornell		3 0					
																		286	H	Fordham		3 0					
																		288	A	Loyola Maryland		3 0					
																		302	H	Howard		3 0					
																		310	A	La Salle		3 0					
																		320	H	N.C. Central		3 0					
																		324	N	N.C. A&T		3 0					
						LAST 10 GAMES																					
						310 A La Salle						3 0		36 H Dayton						0 3							
						247 A Temple						3 0		178 H Charlotte						3 1							
						202 H Rhode Island						3 2		288 A Loyola Maryland						3 0							
						286 H Fordham						3 0		57 A Saint Louis						0 3							
						89 H Xavier						3 2		108 A Duquesne						1 3							

Non-Div. I Games:

George Washington

Average RPI Win:		244	WON-LOST RECORD		WINNING PCT. RANK		LAST 10 GAMES		STRENGTH OF SCHEDULE		OPP. STRENGTH OF SCHEDULE		TEAM RPI		ADJ RPI		CONF. RPI		ADJ CONF. RPI	
DIV. I ONLY			16- 10		.61538 110		9- 1		165		203		129		.52107 128		26		25	
DIV. I NON-CONF.			8- 9		.47059 181		2- 0		120		137		156		.50702 150		27		27	
TOTALS		RPI 1-25		RPI 26-50		W-L RECORDS		RPI 51-100		RPI 101-150		RPI 150+								
16- 10		0- 1		0- 3		OVERALL		1- 2		1- 3		14- 1								
5- 5		0- 0		0- 3		HOME		0- 0		0- 2		5- 0								
9- 2		0- 0		0- 0		AWAY		1- 1		0- 0		8- 1								
2- 3		0- 1		0- 0		NEUTRAL		0- 1		1- 1		1- 0								
8- 9		0- 1		0- 3		NON-CONFERENCE		0- 2		1- 3		7- 0								
3- 5		0- 0		0- 3		HOME		0- 0		0- 2		3- 0								
3- 1		0- 0		0- 0		AWAY		0- 1		0- 0		3- 0								
2- 3		0- 1		0- 0		NEUTRAL		0- 1		1- 1		1- 0								
8- 1		0- 0		0- 0		CONFERENCE		1- 0		0- 0		7- 1								
2- 0		0- 0		0- 0		HOME		0- 0		0- 0		2- 0								
6- 1		0- 0		0- 0		AWAY		1- 0		0- 0		5- 1								
0- 0		0- 0		0- 0		NEUTRAL		0- 0		0- 0		0- 0								
RPI	S	Opponent		Score		RPI	S	Opponent		Score		RPI	S	Opponent		Score				
16	N	Tennessee		0 3		28	H	Western Ky.		0 3		60	A	Virginia Tech		0 3				
						29	H	Oregon		0 3		92	N	Seton Hall		0 3				
						37	H	Missouri		1 3		95	A	Army		3 2				

Non-Div. I Games:

American

Average RPI Win: 154		WON-LOST RECORD		WINNING PCT. RANK		LAST 10 GAMES		STRENGTH OF SCHEDULE		OPP. STRENGTH OF SCHEDULE		TEAM RPI		ADJ RPI		CONF. RPI		ADJ CONF. RPI	
DIV. I ONLY		9- 14		.3913 220		2- 8		66		47		130		.52074 129		5		5	
DIV. I NON-CONF.		6- 6		.5 164		0- 0		64		74		109		.54159 104		5		5	
TOTALS		RPI 1-25		RPI 26-50		W-L RECORDS		RPI 51-100		RPI 101-150		RPI 150+							
9- 14		0- 3		0- 3		OVERALL		2- 5		3- 2		4- 1							
7- 5		0- 2		0- 1		HOME		2- 2		2- 0		3- 0							
1- 6		0- 1		0- 2		AWAY		0- 2		1- 0		0- 1							
1- 3		0- 0		0- 0		NEUTRAL		0- 1		0- 2		1- 0							
6- 6		0- 1		0- 1		NON-CONFERENCE		2- 2		1- 2		3- 0							
5- 1		0- 0		0- 0		HOME		2- 1		1- 0		2- 0							
0- 2		0- 1		0- 1		AWAY		0- 0		0- 0		0- 0							
1- 3		0- 0		0- 0		NEUTRAL		0- 1		0- 2		1- 0							
3- 8		0- 2		0- 2		CONFERENCE		0- 3		2- 0		1- 1							
2- 4		0- 2		0- 1		HOME		0- 1		1- 0		1- 0							
1- 4		0- 0		0- 1		AWAY		0- 2		1- 0		0- 1							
0- 0		0- 0		0- 0		NEUTRAL		0- 0		0- 0		0- 0							
RPI S	Opponent	Score		RPI S	Opponent	Score		RPI S	Opponent	Score		RPI S	Opponent	Score					
9 H	Florida St.	1	3	27 H	Miami (FL)	1	3	59 A	Georgia Tech	1	3	101 H	Yale	3	2				
16 A	Tennessee	2	3	43 A	Ohio St.	1	3	60 H	Virginia Tech	2	3	107 N	Villanova	1	3				
23 H	North Carolina	0	3	44 A	Duke	1	3	62 A	Clemson	2	3	109 N	Albany (NY)	0	3				
								64 N	Ohio	2	3	124 H	North Carolina St.	3	0				
								89 H	Xavier	3	0	146 A	Boston College	3	0				
								96 H	Delaware	3	1	155 H	Virginia	3	2				
								99 H	Sacred Heart	2	3	181 H	VCU	3	0				
												182 A	Wake Forest	0	3				
												197 N	Akron	3	0				
												298 H	Quinnipiac	3	0				
				LAST 10 GAMES															
				27 H	Miami (FL)	1	3	59 A	Georgia Tech	1	3								
				9 H	Florida St.	1	3	60 H	Virginia Tech	2	3								
				44 A	Duke	1	3	155 H	Virginia	3	2								
				182 A	Wake Forest	0	3	124 H	North Carolina St.	3	0								
				62 A	Clemson	2	3	23 H	North Carolina	0	3								

Non-Div. I Games:

Maryland

I
d
a
h
o

■ Loss,
 ■ Non-Conf,
 S Site,
 H Home,
 A Away,
 N Neutral

Page 130

Average RPI Win:		152	WON-LOST RECORD		WINNING PCT. RANK		LAST 10 GAMES		STRENGTH OF SCHEDULE		OPP. STRENGTH OF SCHEDULE		TEAM RPI		ADJ RPI		CONF. RPI		ADJ CONF. RPI	
DIV. I ONLY			6- 14		.3 267		1- 9		42		36		142		.51704 131		4		4	
DIV. I NON-CONF.			4- 4		.5 164		0- 0		52		42		87		.55652 82		4		4	
TOTALS		RPI 1-25		RPI 26-50		W-L RECORDS		RPI 51-100		RPI 101-150		RPI 150+								
6- 14		0- 5		0- 2		OVERALL		3- 5		0- 2		3- 0								
4- 4		0- 1		0- 0		HOME		2- 2		0- 1		2- 0								
1- 8		0- 3		0- 1		AWAY		1- 3		0- 1		0- 0								
1- 2		0- 1		0- 1		NEUTRAL		0- 0		0- 0		1- 0								
4- 4		0- 2		0- 2		NON-CONFERENCE		1- 0		0- 0		3- 0								
3- 0		0- 0		0- 0		HOME		1- 0		0- 0		2- 0								
0- 2		0- 1		0- 1		AWAY		0- 0		0- 0		0- 0								
1- 2		0- 1		0- 1		NEUTRAL		0- 0		0- 0		1- 0								
2- 10		0- 3		0- 0		CONFERENCE		2- 5		0- 2		0- 0								
1- 4		0- 1		0- 0		HOME		1- 2		0- 1		0- 0								
1- 6		0- 2		0- 0		AWAY		1- 3		0- 1		0- 0								
0- 0		0- 0		0- 0		NEUTRAL		0- 0		0- 0		0- 0								
RPI S	Opponent		Score		RPI S	Opponent		Score		RPI S	Opponent		Score		RPI S	Opponent		Score		
5 A	Texas		1	3	45 N	Wichita St.		1	3	67 A	Arkansas		0	3	102 H	South Carolina		1	3	
12 H	Florida		0	3	49 A	Louisville		0	3	67 H	Arkansas		3	2	136 A	Alabama		1	3	
15 A	Kentucky		1	3						82 A	LSU		3	2	170 H	Central Ark.		3	0	
16 A	Tennessee		2	3						82 H	LSU		2	3	217 H	UALR		3	0	
17 N	Pepperdine		0	3						87 A	Georgia		1	3	278 N	Eastern Ill.		3	2	
										91 A	Auburn		0	3						
										93 H	Mississippi St.		2	3						
										97 H	Northwestern		3	1						
				LAST 10 GAMES																
				82 A	LSU		3	2	15 A	Kentucky		1	3							
				67 A	Arkansas		0	3	93 H	Mississippi St.		2	3							
				102 H	South Carolina		1	3	136 A	Alabama		1	3							
				12 H	Florida		0	3	91 A	Auburn		0	3							
				16 A	Tennessee		2	3	87 A	Georgia		1	3							

Non-Div. I Games:

Ole Miss

Average RPI Win:		190	WON-LOST RECORD		WINNING PCT. RANK		LAST 10 GAMES		STRENGTH OF SCHEDULE		OPP. STRENGTH OF SCHEDULE		TEAM RPI		ADJ RPI		CONF. RPI		ADJ CONF. RPI	
DIV. I ONLY			8- 14		.36364 233		3- 7		45		103		132		.51663 132		7		8	
DIV. I NON-CONF.			5- 7		.41667 209		0- 0		72		78		138		.51302 139		10		10	
TOTALS		RPI 1-25		RPI 26-50		W-L RECORDS		RPI 51-100		RPI 101-150		RPI 150+								
8- 14		0- 3		0- 4		OVERALL		1- 2		0- 4		7- 1								
5- 5		0- 1		0- 2		HOME		0- 0		0- 2		5- 0								
2- 6		0- 1		0- 2		AWAY		0- 2		0- 1		2- 0								
1- 3		0- 1		0- 0		NEUTRAL		1- 0		0- 1		0- 1								
5- 7		0- 2		0- 2		NON-CONFERENCE		1- 0		0- 2		4- 1								
4- 2		0- 0		0- 1		HOME		0- 0		0- 1		4- 0								
0- 2		0- 1		0- 1		AWAY		0- 0		0- 0		0- 0								
1- 3		0- 1		0- 0		NEUTRAL		1- 0		0- 1		0- 1								
3- 7		0- 1		0- 2		CONFERENCE		0- 2		0- 2		3- 0								
1- 3		0- 1		0- 1		HOME		0- 0		0- 1		1- 0								
2- 4		0- 0		0- 1		AWAY		0- 2		0- 1		2- 0								
0- 0		0- 0		0- 0		NEUTRAL		0- 0		0- 0		0- 0								
RPI S	Opponent		Score		RPI S	Opponent		Score		RPI S	Opponent		Score		RPI S	Opponent		Score		
19 A	Michigan		1	3	30 A	Ball St.		1	3	64 A	Ohio		0	3	105 A	Central Mich.		2	3	
20 N	Texas A&M		0	3	31 A	Michigan St.		0	3	69 A	Eastern Mich.		0	3	123 H	Bowling Green		1	3	
23 H	Northern Ill.		1	3	34 H	Western Mich.		0	3	89 N	Xavier		3	2	136 H	Alabama		1	3	
					43 H	Ohio St.		1	3						147 N	Cleveland St.		0	3	
															156 H	Miami (OH)		3	2	
															159 H	Oakland		3	1	
															167 H	Niagara		3	0	
															212 N	St. John's (NY)		1	3	
															213 A	Buffalo		3	0	
															233 H	Penn		3	2	
															237 A	Kent St.		3	0	
															262 H	Wright St.		3	0	
				LAST 10 GAMES																
					156 H	Miami (OH)		3	2	69 A	Eastern Mich.		0	3						
					123 H	Bowling Green		1	3	23 H	Northern Ill.		1	3						
					64 A	Ohio		0	3	34 H	Western Mich.		0	3						
					237 A	Kent St.		3	0	213 A	Buffalo		3	0						
					105 A	Central Mich.		2	3	30 A	Ball St.		1	3						

Non-Div. I Games:

Toledo

Average RPI Win:		224	WON-LOST RECORD		WINNING PCT. RANK		LAST 10 GAMES		STRENGTH OF SCHEDULE		OPP. STRENGTH OF SCHEDULE		TEAM RPI		ADJ RPI		CONF. RPI		ADJ CONF. RPI				
DIV. I ONLY			14- 12	.538	46	152	6- 4		118		165		134		.515	81	133	18	18				
DIV. I NON-CONF.			8- 8	.5		164	1- 0		158		102		159		.505	33	152	23	22				
TOTALS		RPI 1-25		RPI 26-50			W-L RECORDS			RPI 51-100			RPI 101-150			RPI 150+							
14- 12		0- 2		0- 1			OVERALL			2- 3			0- 5			12- 1							
11- 4		0- 0		0- 0			HOME			2- 2			0- 2			9- 0							
3- 4		0- 1		0- 1			AWAY			0- 0			0- 1			3- 1							
0- 4		0- 1		0- 0			NEUTRAL			0- 1			0- 2			0- 0							
8- 8		0- 2		0- 1			NON-CONFERENCE			1- 1			0- 4			7- 0							
7- 2		0- 0		0- 0			HOME			1- 0			0- 2			6- 0							
1- 2		0- 1		0- 1			AWAY			0- 0			0- 0			1- 0							
0- 4		0- 1		0- 0			NEUTRAL			0- 1			0- 2			0- 0							
6- 4		0- 0		0- 0			CONFERENCE			1- 2			0- 1			5- 1							
4- 2		0- 0		0- 0			HOME			1- 2			0- 0			3- 0							
2- 2		0- 0		0- 0			AWAY			0- 0			0- 1			2- 1							
0- 0		0- 0		0- 0			NEUTRAL			0- 0			0- 0			0- 0							
RPI	S	Opponent		Score		RPI	S	Opponent		Score		RPI	S	Opponent		Score		RPI	S	Opponent		Score	
18	N	San Diego		1	3	33	A	Kansas St.		0	3	54	N	BYU		1	3	114	N	Arizona St.		1	3
23	A	North Carolina		0	3							64	H	Ohio		3	0	119	A	Col. of Charleston		1	3
												70	H	Furman		3	0	130	N	Idaho		0	3
												79	H	Samford		1	3	134	H	Stephen F. Austin		2	3
												84	H	Appalachian St.		1	3	148	H	South Dakota St.		2	3
																		184	A	Elon		3	1
																		205	H	Davidson		3	0
																		209	H	Georgia St.		3	1
																		231	H	North Florida		3	0
																		238	H	Jacksonville		3	0
																		252	A	UNC Greensboro		2	3
																		256	A	Mercer		3	0
																		264	H	Presbyterian		3	1
																		265	H	South Carolina St.		3	1
																		276	H	Wofford		3	1
																		282	H	Chattanooga		3	0
																		290	A	Citadel		3	0
																		295	H	Montana St.		3	0
LAST 10 GAMES																							
282 H Chattanooga						3	0	84 H Appalachian St.						1	3								
79 H Samford						1	3	231 H North Florida						3	0								
184 A Elon						3	1	119 A Col. of Charleston						1	3								
252 A UNC Greensboro						2	3	290 A Citadel						3	0								
205 H Davidson						3	0	70 H Furman						3	0								

Non-Div. I Games:

Ga. Southern

Average RPI Win: 189		WON-LOST	WINNING	LAST 10	STRENGTH OF		OPP. STRENGTH	TEAM	ADJ	CONF.	ADJ CONF.
Average RPI Loss: 107		RECORD	PCT. RANK	GAMES	SCHEDULE		OF SCHEDULE	RPI	RPI	RPI	RPI
DIV. I ONLY		12- 13	.48	170	5- 5		83	161	131	.51435	134
DIV. I NON-CONF.		7- 8	.46667	183	1- 1		43	116	105	.5378	108
TOTALS		RPI 1-25	RPI 26-50		W-L RECORDS		RPI 51-100		RPI 101-150		RPI 150+
12- 13	0- 2	1- 0		OVERALL		1- 5		2- 3		8- 3	
4- 8	0- 2	1- 0		HOME		0- 3		0- 2		3- 1	
4- 4	0- 0	0- 0		AWAY		0- 1		1- 1		3- 2	
4- 1	0- 0	0- 0		NEUTRAL		1- 1		1- 0		2- 0	
7- 8	0- 2	1- 0		NON-CONFERENCE		1- 3		2- 1		3- 2	
1- 5	0- 2	1- 0		HOME		0- 2		0- 1		0- 0	
2- 2	0- 0	0- 0		AWAY		0- 0		1- 0		1- 2	
4- 1	0- 0	0- 0		NEUTRAL		1- 1		1- 0		2- 0	
5- 5	0- 0	0- 0		CONFERENCE		0- 2		0- 2		5- 1	
3- 3	0- 0	0- 0		HOME		0- 1		0- 1		3- 1	
2- 2	0- 0	0- 0		AWAY		0- 1		0- 1		2- 0	
0- 0	0- 0	0- 0		NEUTRAL		0- 0		0- 0		0- 0	
RPI S	Opponent	Score		RPI S	Opponent	Score		RPI S	Opponent	Score	
20 H	Texas A&M	1	3	39 H	Missouri St.	3	1	56 H	Rice	0	3
23 H	Northern Ill.	1	3					58 N	UAB	3	2
								66 H	North Dakota	1	3
								85 A	UTSA	0	3
								86 N	Illinois St.	2	3
								98 H	Texas St.	0	3
								117 H	Houston Baptist	1	3
								122 A	Sam Houston St.	1	3
								122 H	Sam Houston St.	2	3
								133 A	Ga. Southern	3	2
								148 N	South Dakota St.	3	0
								170 H	Central Ark.	1	3
								177 A	North Texas	0	3
								190 A	UT Martin	3	1
								196 A	A&M-Corpus Christi	3	2
								215 H	Texas-Arlington	3	0
								221 H	Nicholls St.	3	0
								222 H	Northwestern St.	3	0
								238 N	Jacksonville	3	1
								245 A	La.-Monroe	2	3
								295 N	Montana St.	3	1
								308 A	Southeastern La.	3	0
LAST 10 GAMES											
				221 H	Nicholls St.	3	0	122 A	Sam Houston St.	1	3
				117 H	Houston Baptist	1	3	85 A	UTSA	0	3
				215 H	Texas-Arlington	3	0	196 A	A&M-Corpus Christi	3	2
				98 H	Texas St.	0	3	39 H	Missouri St.	3	1
				308 A	Southeastern La.	3	0	170 H	Central Ark.	1	3

Non-Div. I Games:

Stephen F. Austin

Non-Div. I Games:

Alabama

Average RPI Win:	178	WON-LOST	WINNING	LAST 10	STRENGTH OF	OPP. STRENGTH	TEAM	ADJ	CONF.	ADJ CONF.	
Average RPI Loss:	64	RECORD	PCT. RANK	GAMES	SCHEDULE	OF SCHEDULE	RPI	RPI	RPI	RPI	
DIV. I ONLY	11- 11	.5	159	5- 5	141	52	136	.5124	137	6	6
DIV. I NON-CONF.	7- 6	.53846	156	1- 0	201	63	158	.50006	159	6	6
<hr/>											
TOTALS	RPI 1-25	RPI 26-50		W-L RECORDS	RPI 51-100		RPI 101-150		RPI 150+		
11- 11	0- 4	0- 1		OVERALL	3- 3		0- 2		8- 1		
4- 3	0- 2	0- 0		HOME	2- 1		0- 0		2- 0		
3- 6	0- 2	0- 0		AWAY	1- 2		0- 2		2- 0		
4- 2	0- 0	0- 1		NEUTRAL	0- 0		0- 0		4- 1		
<hr/>											
7- 6	0- 2	0- 1		NON-CONFERENCE	1- 1		0- 1		6- 1		
3- 1	0- 1	0- 0		HOME	1- 0		0- 0		2- 0		
0- 3	0- 1	0- 0		AWAY	0- 1		0- 1		0- 0		
4- 2	0- 0	0- 1		NEUTRAL	0- 0		0- 0		4- 1		
<hr/>											
4- 5	0- 2	0- 0		CONFERENCE	2- 2		0- 1		2- 0		
1- 2	0- 1	0- 0		HOME	1- 1		0- 0		0- 0		
3- 3	0- 1	0- 0		AWAY	1- 1		0- 1		2- 0		
0- 0	0- 0	0- 0		NEUTRAL	0- 0		0- 0		0- 0		
<hr/>											
RPI S	Opponent	Score	RPI S	Opponent	Score	RPI S	Opponent	Score	RPI S	Opponent	Score
14 H	UCLA	0 3	38 N	Houston	0 3	54 H	BYU	2 3	104 A	Santa Clara	0 3
15 A	Kentucky	0 3				65 H	UC Santa Barbara	3 2	110 A	Oregon St.	1 3
17 H	Pepperdine	0 3				71 A	San Francisco	0 3	162 H	Cal St. Fullerton	3 1
18 A	San Diego	1 3				74 A	Pacific	0 3	171 N	West Virginia	3 0
						75 A	St. Mary's (CA)	3 2	180 N	San Jose St.	3 1
						75 H	St. Mary's (CA)	3 0	186 N	UC Riverside	0 3
									188 A	Portland	3 2
									199 A	Gonzaga	3 1
									269 N	Seattle	3 0
									274 N	CSU Bakersfield	3 0
									298 H	Quinnipiac	3 0
<hr/>											
LAST 10 GAMES											
75 A	St. Mary's (CA)	3 2	17 H	Pepperdine	0 3						
104 A	Santa Clara	0 3	75 H	St. Mary's (CA)	3 0						
18 A	San Diego	1 3	54 H	BYU	2 3						
71 A	San Francisco	0 3	188 A	Portland	3 2						
65 H	UC Santa Barbara	3 2	199 A	Gonzaga	3 1						

Non-Div. I Games:

Loyola Marymount

Average RPI Win:		214	WON-LOST RECORD		WINNING PCT. RANK		LAST 10 GAMES		STRENGTH OF SCHEDULE		OPP. STRENGTH OF SCHEDULE		TEAM RPI		ADJ RPI		CONF. RPI		ADJ CONF. RPI				
Average RPI Loss:		99																					
DIV. I ONLY			13- 10		.56522 134		8- 2		151		180		138		.51194 138		22		22				
DIV. I NON-CONF.			7- 8		.46667 183		2- 0		103		139		144		.51 142		19		19				
TOTALS		RPI 1-25		RPI 26-50		W-L RECORDS		RPI 51-100		RPI 101-150		RPI 150+											
13- 10		0- 1		0- 2		OVERALL		0- 2		2- 3		11- 2											
5- 4		0- 0		0- 0		HOME		0- 1		1- 2		4- 1											
5- 3		0- 1		0- 0		AWAY		0- 1		0- 0		5- 1											
3- 3		0- 0		0- 2		NEUTRAL		0- 0		1- 1		2- 0											
7- 8		0- 1		0- 2		NON-CONFERENCE		0- 2		1- 2		6- 1											
2- 3		0- 0		0- 0		HOME		0- 1		0- 1		2- 1											
2- 2		0- 1		0- 0		AWAY		0- 1		0- 0		2- 0											
3- 3		0- 0		0- 2		NEUTRAL		0- 0		1- 1		2- 0											
6- 2		0- 0		0- 0		CONFERENCE		0- 0		1- 1		5- 1											
3- 1		0- 0		0- 0		HOME		0- 0		1- 1		2- 0											
3- 1		0- 0		0- 0		AWAY		0- 0		0- 0		3- 1											
0- 0		0- 0		0- 0		NEUTRAL		0- 0		0- 0		0- 0											
RPI	S	Opponent		Score		RPI	S	Opponent		Score		RPI	S	Opponent		Score							
25	A	California		0 3		28	N	Western Ky.		0 3		75	A	St. Mary's (CA)		1 3							
						33	N	Kansas St.		1 3		80	H	UC Davis		2 3							
														115 N Utah Valley		0 3							
														120 N Georgetown		3 1							
														140 H Cal St. Northridge		1 3							
														144 H Northern Ariz.		2 3							
														150 H Northern Colo.		3 0							
														152 A Belmont		3 1							
														154 H Fresno St.		1 3							
														163 A Idaho St.		3 2							
														180 A San Jose St.		3 1							
														197 A Montana		1 3							
														200 H Portland St.		3 0							
														210 H Eastern Wash.		3 0							
														224 H Marist		3 0							
														244 N Nevada		3 1							
														269 H Seattle		3 1							
														287 N Murray St.		3 1							
														291 A Weber St.		3 1							
														295 A Montana St.		3 0							
						LAST 10 GAMES																	
						269	H	Seattle		3 1		180	A	San Jose St.		3 1							
						295	A	Montana St.		3 0		291	A	Weber St.		3 1							
						197	A	Montana		1 3		163	A	Idaho St.		3 2							
						210	H	Eastern Wash.		3 0		150	H	Northern Colo.		3 0							
						200	H	Portland St.		3 0		144	H	Northern Ariz.		2 3							

Non-Div. I Games:

Sacramento St.

Average RPI Win:	216	WON-LOST	WINNING	LAST 10	STRENGTH OF	OPP. STRENGTH	TEAM	ADJ	CONF.	ADJ CONF.	
Average RPI Loss:	93	RECORD	PCT. RANK	GAMES	SCHEDULE	OF SCHEDULE	RPI	RPI	RPI	RPI	
DIV. I ONLY	16- 9	.64	91	6- 4	225	146	137	.5093	139	23	21
DIV. I NON-CONF.	9- 5	.64286	94	0- 0	165	67	108	.53918	107	20	20
<hr/>											
TOTALS	RPI 1-25	RPI 26-50		W-L RECORDS		RPI 51-100		RPI 101-150		RPI 150+	
16- 9	0- 0	0- 4		OVERALL		1- 2		0- 1		15- 2	
8- 3	0- 0	0- 1		HOME		0- 0		0- 1		8- 1	
4- 3	0- 0	0- 1		AWAY		0- 1		0- 0		4- 1	
4- 3	0- 0	0- 2		NEUTRAL		1- 1		0- 0		3- 0	
<hr/>											
9- 5	0- 0	0- 4		NON-CONFERENCE		1- 1		0- 0		8- 0	
3- 1	0- 0	0- 1		HOME		0- 0		0- 0		3- 0	
2- 1	0- 0	0- 1		AWAY		0- 0		0- 0		2- 0	
4- 3	0- 0	0- 2		NEUTRAL		1- 1		0- 0		3- 0	
<hr/>											
7- 4	0- 0	0- 0		CONFERENCE		0- 1		0- 1		7- 2	
5- 2	0- 0	0- 0		HOME		0- 0		0- 1		5- 1	
2- 2	0- 0	0- 0		AWAY		0- 1		0- 0		2- 1	
0- 0	0- 0	0- 0		NEUTRAL		0- 0		0- 0		0- 0	
<hr/>											
RPI S	Opponent	Score	RPI S	Opponent	Score	RPI S	Opponent	Score	RPI S	Opponent	Score
			30 H	Ball St.	0 3	72 A	Milwaukee	2 3	147 H	Cleveland St.	2 3
			40 N	Kansas	2 3	77 N	Lipscomb	1 3	171 A	West Virginia	3 2
			43 N	Ohio St.	0 3	94 N	San Diego St.	3 0	173 H	Evansville	3 1
			47 A	Notre Dame	0 3				188 N	Portland	3 0
									191 A	Green Bay	0 3
									191 H	Green Bay	2 3
									193 H	Butler	3 1
									194 A	Ill.-Chicago	3 0
									194 H	Ill.-Chicago	3 0
									196 H	A&M-Corpus Christi	3 1
									211 N	Robert Morris	3 0
									227 N	New Hampshire	3 0
									239 A	DePaul	3 0
									261 A	Loyola Chicago	3 0
									261 H	Loyola Chicago	3 0
									262 H	Wright St.	3 0
									287 H	Murray St.	3 0
									307 H	Youngstown St.	3 0
			LAST 10 GAMES								
			191 H	Green Bay	2 3	72 A	Milwaukee	2 3			
			261 H	Loyola Chicago	3 0	193 H	Butler	3 1			
			194 A	Ill.-Chicago	3 0	262 H	Wright St.	3 0			
			307 H	Youngstown St.	3 0	261 A	Loyola Chicago	3 0			
			147 H	Cleveland St.	2 3	191 A	Green Bay	0 3			

Non-Div. I Games:

Valparaiso

Average RPI Win:		182	WON-LOST RECORD		WINNING PCT. RANK		LAST 10 GAMES		STRENGTH OF SCHEDULE		OPP. STRENGTH OF SCHEDULE		TEAM RPI		ADJ RPI		CONF. RPI		ADJ CONF. RPI								
DIV. I ONLY			10- 10		.5 159		4- 6		157		82		149		.50587 140		9		7								
DIV. I NON-CONF.			6- 6		.5 164		0- 2		136		88		142		.50963 144		7		7								
TOTALS		RPI 1-25		RPI 26-50		W-L RECORDS		RPI 51-100		RPI 101-150		RPI 150+															
10- 10		0- 2		0- 0		OVERALL		0- 6		3- 1		7- 1															
3- 3		0- 1		0- 0		HOME		0- 2		1- 0		2- 0															
3- 5		0- 1		0- 0		AWAY		0- 3		2- 1		1- 0															
4- 2		0- 0		0- 0		NEUTRAL		0- 1		0- 0		4- 1															
6- 6		0- 2		0- 0		NON-CONFERENCE		0- 2		2- 1		4- 1															
0- 2		0- 1		0- 0		HOME		0- 1		0- 0		0- 0															
2- 2		0- 1		0- 0		AWAY		0- 0		2- 1		0- 0															
4- 2		0- 0		0- 0		NEUTRAL		0- 1		0- 0		4- 1															
4- 4		0- 0		0- 0		CONFERENCE		0- 4		1- 0		3- 0															
3- 1		0- 0		0- 0		HOME		0- 1		1- 0		2- 0															
1- 3		0- 0		0- 0		AWAY		0- 3		0- 0		1- 0															
0- 0		0- 0		0- 0		NEUTRAL		0- 0		0- 0		0- 0															
RPI	S	Opponent		Score		RPI	S	Opponent		Score		RPI	S	Opponent		Score											
10	H	Southern California		0	3							51	H	Long Beach St.		1	3	121	H	UC Irvine		3	0				
14	A	UCLA		0	3							54	H	BYU		1	3	126	A	Utah		0	3				
												74	A	Pacific		1	3	138	A	Sacramento St.		3	1				
												80	A	UC Davis		0	3	143	A	UNLV		3	2				
												81	A	Cal Poly		1	3	154	N	Fresno St.		3	0				
												97	N	Northwestern		0	3	162	H	Cal St. Fullerton		3	0				
																		186	A	UC Riverside		3	0				
																		186	H	UC Riverside		3	2				
																		210	N	Eastern Wash.		3	2				
																		224	N	Marist		3	0				
																		234	N	Southern Utah		1	3				
																		291	N	Weber St.		3	2				
						LAST 10 GAMES																					
						186 H UC Riverside						3	2	162 H Cal St. Fullerton						3	0						
						121 H UC Irvine						3	0	51 H Long Beach St.						1	3						
						81 A Cal Poly						1	3	186 A UC Riverside						3	0						
						80 A UC Davis						0	3	54 H BYU						1	3						
						74 A Pacific						1	3	14 A UCLA						0	3						

Non-Div. I Games:

Cal St. Northridge

Average RPI Win:		203	WON-LOST RECORD		WINNING PCT. RANK		LAST 10 GAMES		STRENGTH OF SCHEDULE		OPP. STRENGTH OF SCHEDULE		TEAM RPI		ADJ RPI		CONF. RPI		ADJ CONF. RPI		
DIV. I ONLY			14- 10		.58333 129		4- 6		203		110		140		.50573 141		12		12		
DIV. I NON-CONF.			10- 5		.66667 82		0- 1		209		134		132		.52032 133		11		11		
TOTALS		RPI 1-25		RPI 26-50		W-L RECORDS		RPI 51-100		RPI 101-150		RPI 150+									
14- 10		0- 2		1- 1		OVERALL		1- 4		1- 1		11- 2									
10- 5		0- 1		0- 1		HOME		1- 3		0- 0		9- 0									
2- 5		0- 1		1- 0		AWAY		0- 1		1- 1		0- 2									
2- 0		0- 0		0- 0		NEUTRAL		0- 0		0- 0		2- 0									
10- 5		0- 1		0- 0		NON-CONFERENCE		1- 3		0- 0		9- 1									
8- 3		0- 1		0- 0		HOME		1- 2		0- 0		7- 0									
0- 2		0- 0		0- 0		AWAY		0- 1		0- 0		0- 1									
2- 0		0- 0		0- 0		NEUTRAL		0- 0		0- 0		2- 0									
4- 5		0- 1		1- 1		CONFERENCE		0- 1		1- 1		2- 1									
2- 2		0- 0		0- 1		HOME		0- 1		0- 0		2- 0									
2- 3		0- 1		1- 0		AWAY		0- 0		1- 1		0- 1									
0- 0		0- 0		0- 0		NEUTRAL		0- 0		0- 0		0- 0									
RPI	S	Opponent		Score		RPI	S	Opponent		Score		RPI	S	Opponent		Score					
11	H	Penn St.		0	3	47	H	Notre Dame		0	3	64	H	Ohio		2	3				
22	A	Cincinnati		0	3	49	A	Louisville		3	1	90	A	UCF		0	3				
												92	H	Seton Hall		1	3				
												96	H	Delaware		2	3				
												99	H	New Mexico		3	2				
														107 A Villanova		1	3				
														120 A Georgetown		3	1				
														156 H Miami (OH)		3	0				
														171 A West Virginia		2	3				
														202 H Rhode Island		3	1				
														211 A Robert Morris		0	3				
														218 H Eastern Ky.		3	0				
														224 H Marist		3	0				
														227 H New Hampshire		3	1				
														236 H Rutgers		3	0				
														239 H DePaul		3	1				
														247 H Temple		3	0				
														252 N UNC Greensboro		3	0				
														271 N Fla. Atlantic		3	0				
														302 H Howard		3	0				
LAST 10 GAMES																					
49 A Louisville						3	1	47 H Notre Dame						0	3						
22 A Cincinnati						0	3	107 A Villanova						1	3						
171 A West Virginia						2	3	120 A Georgetown						3	1						
211 A Robert Morris						0	3	236 H Rutgers						3	0						
239 H DePaul						3	1	92 H Seton Hall						1	3						

Non-Div. I Games:

Pittsburgh

Average RPI Win: 211		WON-LOST	WINNING	LAST 10	STRENGTH OF		OPP. STRENGTH	TEAM	ADJ	CONF.	ADJ CONF.
Average RPI Loss: 72		RECORD	PCT. RANK	GAMES	SCHEDULE		OF SCHEDULE	RPI	RPI	RPI	RPI
DIV. I ONLY		11- 12	.47826	173	5- 5		119	98	146	.50529	142
DIV. I NON-CONF.		6- 6	.5	164	0- 0		192	104	171	.49096	165
TOTALS		RPI 1-25	RPI 26-50		W-L RECORDS		RPI 51-100		RPI 101-150		RPI 150+
11- 12	0- 1	0- 4		OVERALL		1- 3		2- 3		8- 1	
7- 1	0- 0	0- 0		HOME		1- 1		1- 0		5- 0	
1- 9	0- 1	0- 4		AWAY		0- 2		1- 1		0- 1	
3- 2	0- 0	0- 0		NEUTRAL		0- 0		0- 2		3- 0	
6- 6	0- 1	0- 1		NON-CONFERENCE		0- 1		0- 3		6- 0	
3- 0	0- 0	0- 0		HOME		0- 0		0- 0		3- 0	
0- 4	0- 1	0- 1		AWAY		0- 1		0- 1		0- 0	
3- 2	0- 0	0- 0		NEUTRAL		0- 0		0- 2		3- 0	
5- 6	0- 0	0- 3		CONFERENCE		1- 2		2- 0		2- 1	
4- 1	0- 0	0- 0		HOME		1- 1		1- 0		2- 0	
1- 5	0- 0	0- 3		AWAY		0- 1		1- 0		0- 1	
0- 0	0- 0	0- 0		NEUTRAL		0- 0		0- 0		0- 0	
RPI S	Opponent	Score		RPI S	Opponent	Score		RPI S	Opponent	Score	
3 A	Iowa St.	0 3		26 A	Tulsa	0 3		56 A	Rice	2 3	
				26 A	Tulsa	0 3		58 H	UAB	1 3	
				35 A	Marquette	0 3		72 A	Milwaukee	1 3	
				38 A	Houston	2 3		90 H	UCF	3 2	

UNLV

Average RPI Win: 179		WON-LOST RECORD		WINNING PCT. RANK		LAST 10 GAMES		STRENGTH OF SCHEDULE		OPP. STRENGTH OF SCHEDULE		TEAM RPI		ADJ RPI		CONF. RPI		ADJ CONF. RPI					
DIV. I ONLY		11- 11		.5 159		5- 5		111		147		139		.50496 143		10		10					
DIV. I NON-CONF.		8- 6		.57143 138		2- 0		182		162		148		.50287 155		12		12					
TOTALS		RPI 1-25		RPI 26-50		W-L RECORDS		RPI 51-100		RPI 101-150		RPI 150+											
11- 11		0- 0		0- 2		OVERALL		3- 4		0- 3		8- 2											
5- 6		0- 0		0- 2		HOME		1- 1		0- 2		4- 1											
3- 3		0- 0		0- 0		AWAY		1- 2		0- 1		2- 0											
3- 2		0- 0		0- 0		NEUTRAL		1- 1		0- 0		2- 1											
8- 6		0- 0		0- 1		NON-CONFERENCE		1- 2		0- 2		7- 1											
3- 3		0- 0		0- 1		HOME		0- 1		0- 1		3- 0											
2- 1		0- 0		0- 0		AWAY		0- 0		0- 1		2- 0											
3- 2		0- 0		0- 0		NEUTRAL		1- 1		0- 0		2- 1											
3- 5		0- 0		0- 1		CONFERENCE		2- 2		0- 1		1- 1											
2- 3		0- 0		0- 1		HOME		1- 0		0- 1		1- 1											
1- 2		0- 0		0- 0		AWAY		1- 2		0- 0		0- 0											
0- 0		0- 0		0- 0		NEUTRAL		0- 0		0- 0		0- 0											
RPI	S	Opponent		Score		RPI	S	Opponent		Score		RPI	S	Opponent		Score							
						42	H	Colorado St.		2	3	55	A	TCU		3	1	111	H	Wyoming	2	3	
						46	H	Baylor		2	3	71	H	San Francisco		0	3	140	H	Cal St. Northridge	2	3	
												73	N	Morehead St.		3	2	150	A	Northern Colo.	0	3	
												80	N	UC Davis		0	3	154	H	Fresno St.	3	2	
												94	A	San Diego St.		1	3	160	N	Colorado	1	3	
												94	H	San Diego St.		3	0	169	H	Boise St.	2	3	
												99	A	New Mexico		0	3	170	N	Central Ark.	3	0	
																		210	H	Eastern Wash.	3	1	
																		222	N	Northwestern St.	3	2	
																		234	H	Southern Utah	3	2	
																		241	H	Air Force	3	0	
																		244	A	Nevada	3	0	
																		274	A	CSU Bakersfield	3	2	
LAST 10 GAMES																							
						274	A	CSU Bakersfield		3	2	99	A	New Mexico		0	3						
						94	A	San Diego St.		1	3	111	H	Wyoming		2	3						
						241	H	Air Force		3	0	42	H	Colorado St.		2	3						
						169	H	Boise St.		2	3	94	H	San Diego St.		3	0						
						55	A	TCU		3	1	244	A	Nevada		3	0						

Non-Div. I Games:

UNLV

Average RPI Win: 200		WON-LOST	WINNING	LAST 10	STRENGTH OF		OPP. STRENGTH	TEAM	ADJ	CONF.	ADJ CONF.
Average RPI Loss: 200		RECORD	PCT. RANK	GAMES	SCHEDULE		OF SCHEDULE	RPI	RPI	RPI	RPI
DIV. I ONLY		14- 5	.73684	48	5- 5		262	217	133	.5049	144
DIV. I NON-CONF.		9- 0	1	1	0- 0		184	209	36	.61038	38
TOTALS		RPI 1-25	RPI 26-50		W-L RECORDS		RPI 51-100		RPI 101-150		RPI 150+
14- 5	0- 0	0- 0		OVERALL		2- 0		3- 1		9- 4	
5- 2	0- 0	0- 0		HOME		1- 0		0- 0		4- 2	
5- 3	0- 0	0- 0		AWAY		0- 0		2- 1		3- 2	
4- 0	0- 0	0- 0		NEUTRAL		1- 0		1- 0		2- 0	
9- 0	0- 0	0- 0		NON-CONFERENCE		2- 0		2- 0		5- 0	
3- 0	0- 0	0- 0		HOME		1- 0		0- 0		2- 0	
2- 0	0- 0	0- 0		AWAY		0- 0		1- 0		1- 0	
4- 0	0- 0	0- 0		NEUTRAL		1- 0		1- 0		2- 0	
5- 5	0- 0	0- 0		CONFERENCE		0- 0		1- 1		4- 4	
2- 2	0- 0	0- 0		HOME		0- 0		0- 0		2- 2	
3- 3	0- 0	0- 0		AWAY		0- 0		1- 1		2- 2	
0- 0	0- 0	0- 0		NEUTRAL		0- 0		0- 0		0- 0	
RPI S	Opponent	Score	RPI S	Opponent	Score	RPI S	Opponent	Score	RPI S	Opponent	Score
						86 N	Illinois St.	3 2	115 A	Utah Valley	3 1
						99 H	New Mexico	3 2	115 N	Utah Valley	3 2
									138 A	Sacramento St.	3 2
									150 A	Northern Colo.	0 3
									163 H	Idaho St.	1 3
									180 H	San Jose St.	3 0
									197 A	Montana	1 3
									197 H	Montana	3 1
									200 A	Portland St.	1 3
									210 A	Eastern Wash.	3 2
									241 A	Air Force	3 0
									274 N	CSU Bakersfield	3 0
									280 N	S.C. Upstate	3 1
									281 H	Hampton	3 0
									291 H	Weber St.	0 3
									295 A	Montana St.	3 1
									295 H	Montana St.	3 0
LAST 10 GAMES											
						295 A	Montana St.	3 1	210 A	Eastern Wash.	3 2
						197 A	Montana	1 3	200 A	Portland St.	1 3
						291 H	Weber St.	0 3	138 A	Sacramento St.	3 2
						163 H	Idaho St.	1 3	197 H	Montana	3 1
						150 A	Northern Colo.	0 3	295 H	Montana St.	3 0

Non-Div. I Games:

Northern Ariz.

Average RPI Win: 240		WON-LOST	WINNING	LAST 10	STRENGTH OF		OPP. STRENGTH	TEAM	ADJ	CONF.	ADJ CONF.	
Average RPI Loss: 84		RECORD	PCT. RANK	GAMES	SCHEDULE		OF SCHEDULE	RPI	RPI	RPI	RPI	
DIV. I ONLY		15- 9	.625 101	4- 6	229		170	151	.50402 145	11	11	
DIV. I NON-CONF.		11- 2	.84615 26	0- 0	282		270	127	.52502 130	9	9	
<hr/>												
TOTALS		RPI 1-25		RPI 26-50		W-L RECORDS		RPI 51-100		RPI 101-150		RPI 150+
15- 9		0- 0		0- 2		OVERALL		0- 3		1- 3		14- 1
7- 3		0- 0		0- 2		HOME		0- 1		1- 0		6- 0
3- 5		0- 0		0- 0		AWAY		0- 2		0- 3		3- 0
5- 1		0- 0		0- 0		NEUTRAL		0- 0		0- 0		5- 1
<hr/>												
11- 2		0- 0		0- 0		NON-CONFERENCE		0- 1		0- 0		11- 1
4- 0		0- 0		0- 0		HOME		0- 0		0- 0		4- 0
2- 1		0- 0		0- 0		AWAY		0- 1		0- 0		2- 0
5- 1		0- 0		0- 0		NEUTRAL		0- 0		0- 0		5- 1
<hr/>												
4- 7		0- 0		0- 2		CONFERENCE		0- 2		1- 3		3- 0
3- 3		0- 0		0- 2		HOME		0- 1		1- 0		2- 0
1- 4		0- 0		0- 0		AWAY		0- 1		0- 3		1- 0
0- 0		0- 0		0- 0		NEUTRAL		0- 0		0- 0		0- 0
<hr/>												
RPI S	Opponent	Score	RPI S	Opponent	Score	RPI S	Opponent	Score	RPI S	Opponent	Score	
			26 H Tulsa	0	3	56 A Rice	0	3	106 A UTEP	1	3	
			38 H Houston	1	3	58 H UAB	0	3	106 A UTEP	2	3	
						71 A San Francisco	2	3	135 H SMU	3	2	
									142 A Southern Miss.	0	3	
									153 N Columbia	1	3	
									191 N Green Bay	3	0	
									201 A Southern Ill.	3	0	
									206 H Marshall	3	0	
									208 A Tulane	3	0	
									209 H Georgia St.	3	1	
									217 H UALR	3	1	
									252 A UNC Greensboro	3	0	
									263 H Southeast Mo. St.	3	1	
									266 H East Carolina	3	0	
									273 N Radford	3	1	
									287 N Murray St.	3	0	
									293 H Alabama A&M	3	0	
									302 N Howard	3	0	
									304 N Providence	3	0	
<hr/>												
LAST 10 GAMES												
			38 H Houston	1	3	106 A UTEP	2	3				
			56 A Rice	0	3	208 A Tulane	3	0				
			26 H Tulsa	0	3	142 A Southern Miss.	0	3				
			135 H SMU	3	2	206 H Marshall	3	0				
			106 A UTEP	1	3	266 H East Carolina	3	0				

Non-Div. I Games:

Memphis

Average RPI Win: 157		WON-LOST	WINNING	LAST 10	STRENGTH OF	OPP. STRENGTH	TEAM	ADJ	CONF.	ADJ CONF.	
Average RPI Loss: 71		RECORD	PCT. RANK	GAMES	SCHEDULE	OF SCHEDULE	RPI	RPI	RPI	RPI	
DIV. I ONLY		7- 15	.31818 262	3- 7	63	44	156	.50269 146	5	5	
DIV. I NON-CONF.		4- 7	.36364 231	0- 0	68	75	157	.50183 156	5	5	
TOTALS		RPI 1-25	RPI 26-50	W-L RECORDS	RPI 51-100	RPI 101-150	RPI 150+				
7- 15	0- 3	0- 3	OVERALL	1- 5	1- 3	5- 1					
2- 5	0- 2	0- 1	HOME	1- 0	0- 2	1- 0					
2- 6	0- 1	0- 1	AWAY	0- 3	0- 1	2- 0					
3- 4	0- 0	0- 1	NEUTRAL	0- 2	1- 0	2- 1					
4- 7	0- 1	0- 1	NON-CONFERENCE	0- 3	1- 1	3- 1					
0- 0	0- 0	0- 0	HOME	0- 0	0- 0	0- 0					
1- 3	0- 1	0- 0	AWAY	0- 1	0- 1	1- 0					
3- 4	0- 0	0- 1	NEUTRAL	0- 2	1- 0	2- 1					
3- 8	0- 2	0- 2	CONFERENCE	1- 2	0- 2	2- 0					
2- 5	0- 2	0- 1	HOME	1- 0	0- 2	1- 0					
1- 3	0- 0	0- 1	AWAY	0- 2	0- 0	1- 0					
0- 0	0- 0	0- 0	NEUTRAL	0- 0	0- 0	0- 0					
RPI S	Opponent	Score	RPI S	Opponent	Score	RPI S	Opponent	Score	RPI S	Opponent	Score
9 H	Florida St.	0 3	27 H	Miami (FL)	1 3	55 N	TCU	0 3	101 A	Yale	1 3
12 A	Florida	0 3	44 A	Duke	0 3	59 A	Georgia Tech	0 3	124 H	North Carolina St.	0 3
23 H	North Carolina	0 3	48 N	Wisconsin	0 3	60 H	Virginia Tech	3 0	126 N	Utah	3 1
						62 A	Clemson	1 3	129 H	Maryland	0 3
						91 N	Auburn	0 3	153 N	Columbia	3 2
						92 A	Seton Hall	2 3	155 H	Virginia	3 1
									182 A	Wake Forest	3 0
									192 N	Colgate	0 3
									202 A	Rhode Island	3 0
									220 N	NJIT	3 0
			LAST 10 GAMES								
9 H	Florida St.	0 3	62 A	Clemson	1 3						
27 H	Miami (FL)	1 3	155 H	Virginia	3 1						
182 A	Wake Forest	3 0	60 H	Virginia Tech	3 0						
44 A	Duke	0 3	23 H	North Carolina	0 3						
59 A	Georgia Tech	0 3	124 H	North Carolina St.	0 3						

Non-Div. I Games:

Boston College

Average RPI Win:	214	WON-LOST	WINNING	LAST 10	STRENGTH OF	OPP. STRENGTH	TEAM	ADJ	CONF.	ADJ CONF.	
Average RPI Loss:	112 <th>RECORD</th> <th>PCT. RANK</th> <th>GAMES</th> <th>SCHEDULE</th> <th>OF SCHEDULE</th> <th>RPI</th> <th>RPI</th> <th>RPI</th> <th>RPI</th>	RECORD	PCT. RANK	GAMES	SCHEDULE	OF SCHEDULE	RPI	RPI	RPI	RPI	
DIV. I ONLY	16- 6	.72727	51	8- 2	296	133	148	.50193	147	23	21
DIV. I NON-CONF.	7- 4	.63636	98	0- 0	253	54	147	.50755	148	20	20
<hr/>											
TOTALS	RPI 1-25	RPI 26-50		W-L RECORDS	RPI 51-100		RPI 101-150		RPI 150+		
16- 6	0- 0	0- 1		OVERALL	0- 3		4- 0		12- 2		
5- 3	0- 0	0- 0		HOME	0- 2		1- 0		4- 1		
7- 3	0- 0	0- 1		AWAY	0- 1		1- 0		6- 1		
4- 0	0- 0	0- 0		NEUTRAL	0- 0		2- 0		2- 0		
<hr/>											
7- 4	0- 0	0- 1		NON-CONFERENCE	0- 2		3- 0		4- 1		
3- 1	0- 0	0- 0		HOME	0- 1		1- 0		2- 0		
0- 3	0- 0	0- 1		AWAY	0- 1		0- 0		0- 1		
4- 0	0- 0	0- 0		NEUTRAL	0- 0		2- 0		2- 0		
<hr/>											
9- 2	0- 0	0- 0		CONFERENCE	0- 1		1- 0		8- 1		
2- 2	0- 0	0- 0		HOME	0- 1		0- 0		2- 1		
7- 0	0- 0	0- 0		AWAY	0- 0		1- 0		6- 0		
0- 0	0- 0	0- 0		NEUTRAL	0- 0		0- 0		0- 0		
<hr/>											
RPI S	Opponent	Score	RPI S	Opponent	Score	RPI S	Opponent	Score	RPI S	Opponent	Score
			31 A	Michigan St.	0 3	60 A	Virginia Tech	0 3	108 H	Duquesne	3 0
						72 H	Milwaukee	0 3	125 N	Indiana	3 2
						76 H	IPFW	1 3	132 N	Toledo	3 0
									139 A	Valparaiso	3 2
									191 A	Green Bay	3 0
									193 A	Butler	3 0
									193 H	Butler	0 3
									194 A	Ill.-Chicago	3 0
									197 H	Akron	3 1
									212 N	St. John's (NY)	3 0
									237 A	Kent St.	2 3
									239 H	DePaul	3 0
									261 A	Loyola Chicago	3 0
									262 A	Wright St.	3 0
									262 H	Wright St.	3 0
									288 N	High Point	3 0
									307 A	Youngstown St.	3 0
									307 H	Youngstown St.	3 0
<hr/>											
LAST 10 GAMES											
			307 H	Youngstown St.	3 0	139 A	Valparaiso	3 2			
			261 A	Loyola Chicago	3 0	191 A	Green Bay	3 0			
			193 H	Butler	0 3	72 H	Milwaukee	0 3			
			262 H	Wright St.	3 0	307 A	Youngstown St.	3 0			
			194 A	Ill.-Chicago	3 0	262 A	Wright St.	3 0			

Non-Div. I Games:

Cleveland St.

Average RPI Win:	181	WON-LOST	WINNING	LAST 10	STRENGTH OF	OPP. STRENGTH	TEAM	ADJ	CONF.	ADJ CONF.	
Average RPI Loss:	101	RECORD	PCT. RANK	GAMES	SCHEDULE	OF SCHEDULE	RPI	RPI	RPI	RPI	
DIV. I ONLY	11- 14	.44	196	1- 9	87	129	143	.50087	148	14	14
DIV. I NON-CONF.	7- 5	.58333	130	0- 1	53	95	72	.56783	72	14	14
<hr/>											
TOTALS	RPI 1-25	RPI 26-50		W-L RECORDS	RPI 51-100		RPI 101-150		RPI 150+		
11- 14	0- 0	0- 4		OVERALL	2- 4		2- 2		7- 4		
3- 4	0- 0	0- 1		HOME	0- 2		1- 0		2- 1		
2- 8	0- 0	0- 2		AWAY	0- 2		1- 1		1- 3		
6- 2	0- 0	0- 1		NEUTRAL	2- 0		0- 1		4- 0		
<hr/>											
7- 5	0- 0	0- 3		NON-CONFERENCE	2- 1		1- 1		4- 0		
0- 0	0- 0	0- 0		HOME	0- 0		0- 0		0- 0		
1- 3	0- 0	0- 2		AWAY	0- 1		1- 0		0- 0		
6- 2	0- 0	0- 1		NEUTRAL	2- 0		0- 1		4- 0		
<hr/>											
4- 9	0- 0	0- 1		CONFERENCE	0- 3		1- 1		3- 4		
3- 4	0- 0	0- 1		HOME	0- 2		1- 0		2- 1		
1- 5	0- 0	0- 0		AWAY	0- 1		0- 1		1- 3		
0- 0	0- 0	0- 0		NEUTRAL	0- 0		0- 0		0- 0		
<hr/>											
RPI S	Opponent	Score	RPI S	Opponent	Score	RPI S	Opponent	Score	RPI S	Opponent	Score
			33 N	Kansas St.	0 3	61 H	Oral Roberts	2 3	116 A	IUPUI	0 3
			39 A	Missouri St.	0 3	66 A	North Dakota	0 3	116 H	IUPUI	3 2
			40 A	Kansas	0 3	76 A	IPFW	0 3	133 A	Ga. Southern	3 2
			50 H	North Dakota St.	0 3	76 H	IPFW	2 3	134 N	Stephen F. Austin	0 3
						84 N	Appalachian St.	3 1	152 N	Belmont	3 1
						88 N	Arkansas St.	3 2	159 A	Oakland	0 3
									159 H	Oakland	1 3
									174 N	Hofstra	3 0
									183 A	South Dakota	1 3
									228 A	Western Ill.	0 3
									228 H	Western Ill.	3 0
									234 H	Southern Utah	3 1
									238 N	Jacksonville	3 1
									249 A	UMKC	3 0
									295 N	Montana St.	3 1
<hr/>											
LAST 10 GAMES											
			76 H	IPFW	2 3	61 H	Oral Roberts	2 3			
			159 H	Oakland	1 3	183 A	South Dakota	1 3			
			116 A	IUPUI	0 3	50 H	North Dakota St.	0 3			
			228 A	Western Ill.	0 3	66 A	North Dakota	0 3			
			234 H	Southern Utah	3 1	159 A	Oakland	0 3			

Non-Div. I Games: Neb. Omaha 3 0

South Dakota St.

**T
O
W
S
O
N**

T
O
W
S
O
N

Towson

Average RPI Win: 214		WON-LOST	WINNING	LAST 10	STRENGTH OF		OPP. STRENGTH	TEAM	ADJ	CONF.	ADJ CONF.							
Average RPI Loss: 117		RECORD	PCT. RANK	GAMES	SCHEDULE		OF SCHEDULE	RPI	RPI	RPI	RPI							
DIV. I ONLY		13- 8	.61905	106	6- 4		249	148	160	.50011	150	22	22					
DIV. I NON-CONF.		6- 5	.54545	151	0- 1		190	69	149	.50876	146	19	19					

TOTALS		RPI 1-25		RPI 26-50		W-L RECORDS		RPI 51-100		RPI 101-150		RPI 150+						
13- 8		0- 0		1- 2		OVERALL		0- 1		2- 2		10- 3						
5- 3		0- 0		0- 0		HOME		0- 1		2- 1		3- 1						
5- 5		0- 0		0- 2		AWAY		0- 0		0- 1		5- 2						
3- 0		0- 0		1- 0		NEUTRAL		0- 0		0- 0		2- 0						
6- 5		0- 0		1- 2		NON-CONFERENCE		0- 1		1- 1		4- 1						
1- 2		0- 0		0- 0		HOME		0- 1		1- 1		0- 0						
2- 3		0- 0		0- 2		AWAY		0- 0		0- 0		2- 1						
3- 0		0- 0		1- 0		NEUTRAL		0- 0		0- 0		2- 0						
7- 3		0- 0		0- 0		CONFERENCE		0- 0		1- 1		6- 2						
4- 1		0- 0		0- 0		HOME		0- 0		1- 0		3- 1						
3- 2		0- 0		0- 0		AWAY		0- 0		0- 1		3- 1						
0- 0		0- 0		0- 0		NEUTRAL		0- 0		0- 0		0- 0						
RPI	S	Opponent		Score		RPI	S	Opponent		Score		RPI	S	Opponent		Score		
				42	A	Colorado St.	0	3	80	H	UC Davis	2	3	111	H	Wyoming	1	3
				45	N	Wichita St.	3	1						138	A	Sacramento St.	0	3
				46	A	Baylor	2	3						143	H	UNLV	3	0
														144	H	Northern Ariz.	3	0
														160	A	Colorado	2	3
														163	H	Idaho St.	2	3
														179	A	Denver	3	0
														197	A	Montana	2	3
														197	H	Montana	3	0
														200	A	Portland St.	3	2
														210	A	Eastern Wash.	3	1
														241	A	Air Force	3	1
														259	N	McNeese St.	3	0
														279	N	Tex.-Pan American	3	0
														291	H	Weber St.	3	0
														295	A	Montana St.	3	1
														295	H	Montana St.	3	0

LAST 10 GAMES																		
				197	A	Montana	2	3	111	H	Wyoming	1	3					
				295	A	Montana St.	3	1	200	A	Portland St.	3	2					
				163	H	Idaho St.	2	3	210	A	Eastern Wash.	3	1					
				291	H	Weber St.	3	0	138	A	Sacramento St.	0	3					
				144	H	Northern Ariz.	3	0	295	H	Montana St.	3	0					

Non-Div. I Games:

Northern Colo.

Average RPI Win:		213	WON-LOST RECORD		WINNING PCT. RANK		LAST 10 GAMES		STRENGTH OF SCHEDULE		OPP. STRENGTH OF SCHEDULE		TEAM RPI		ADJ RPI		CONF. RPI		ADJ CONF. RPI						
Average RPI Loss:		96																							
DIV. I ONLY			9- 12		.42857 203		5- 5		91		144		152		.50001 151		12		12						
DIV. I NON-CONF.			4- 9		.30769 256		0- 2		55		182		176		.48138 177		11		11						
TOTALS		RPI 1-25		RPI 26-50		W-L RECORDS		RPI 51-100		RPI 101-150		RPI 150+													
9- 12		0- 1		0- 4		OVERALL		1- 3		1- 1		7- 3													
4- 4		0- 0		0- 0		HOME		0- 1		0- 1		4- 2													
3- 6		0- 1		0- 3		AWAY		1- 1		1- 0		1- 1													
2- 2		0- 0		0- 1		NEUTRAL		0- 1		0- 0		2- 0													
4- 9		0- 1		0- 2		NON-CONFERENCE		1- 2		0- 1		3- 3													
1- 3		0- 0		0- 0		HOME		0- 0		0- 1		1- 2													
1- 4		0- 1		0- 1		AWAY		1- 1		0- 0		0- 1													
2- 2		0- 0		0- 1		NEUTRAL		0- 1		0- 0		2- 0													
5- 3		0- 0		0- 2		CONFERENCE		0- 1		1- 0		4- 0													
3- 1		0- 0		0- 0		HOME		0- 1		0- 0		3- 0													
2- 2		0- 0		0- 2		AWAY		0- 0		1- 0		1- 0													
0- 0		0- 0		0- 0		NEUTRAL		0- 0		0- 0		0- 0													
RPI	S	Opponent		Score		RPI	S	Opponent		Score		RPI	S	Opponent		Score									
23	A	Northern Ill.		0	3	34	N	Western Mich.		1	3	52	N	New Mexico St.		0	3	118	A	Syracuse	3	2			
						35	A	Marquette		1	3	90	A	UCF		3	1	123	H	Bowling Green	0	3			
						47	A	Notre Dame		0	3	92	H	Seton Hall		1	3	158	A	Fla. Gulf Coast	0	3			
						48	A	Wisconsin		0	3	99	A	New Mexico		1	3	185	H	Connecticut	3	2			
																		212	H	St. John's (NY)	3	2			
																		218	H	Eastern Ky.	1	3			
																		223	H	Md.-East. Shore	2	3			
																		236	H	Rutgers	3	0			
																		239	A	DePaul	3	0			
																		252	N	UNC Greensboro	3	0			
																		271	N	Fla. Atlantic	3	0			
																		312	H	Bethune-Cookman	3	0			
LAST 10 GAMES																									
47 A Notre Dame											0	3	92 H Seton Hall											1	3
239 A DePaul											3	0	236 H Rutgers											3	0
158 A Fla. Gulf Coast											0	3	35 A Marquette											1	3
212 H St. John's (NY)											3	2	118 A Syracuse											3	2
185 H Connecticut											3	2	23 A Northern Ill.											0	3

Average RPI Win: 249		WON-LOST RECORD	WINNING PCT. RANK		LAST 10 GAMES	STRENGTH OF SCHEDULE		OPP. STRENGTH OF SCHEDULE		TEAM RPI	ADJ RPI		CONF. RPI	ADJ CONF. RPI
Average RPI Loss: 106														
DIV. I ONLY		16- 8	.66667	75	8- 2	263		188		158	.49999	152	24	24
DIV. I NON-CONF.		9- 6	.6	118	1- 0	273		150		187	.48	181	24	24
TOTALS		RPI 1-25		RPI 26-50		W-L RECORDS		RPI 51-100		RPI 101-150		RPI 150+		
16- 8	0- 0			0- 2		OVERALL		0- 2		0- 2		16- 2		
5- 4	0- 0			0- 1		HOME		0- 0		0- 1		5- 2		
7- 2	0- 0			0- 1		AWAY		0- 1		0- 0		7- 0		
4- 2	0- 0			0- 0		NEUTRAL		0- 1		0- 1		4- 0		
9- 6	0- 0			0- 2		NON-CONFERENCE		0- 1		0- 2		9- 1		
2- 3	0- 0			0- 1		HOME		0- 0		0- 1		2- 1		
3- 1	0- 0			0- 1		AWAY		0- 0		0- 0		3- 0		
4- 2	0- 0			0- 0		NEUTRAL		0- 1		0- 1		4- 0		
7- 2	0- 0			0- 0		CONFERENCE		0- 1		0- 0		7- 1		
3- 1	0- 0			0- 0		HOME		0- 0		0- 0		3- 1		
4- 1	0- 0			0- 0		AWAY		0- 1		0- 0		4- 0		
0- 0	0- 0			0- 0		NEUTRAL		0- 0		0- 0		0- 0		
RPI S	Opponent	Score	RPI S	Opponent	Score	RPI S	Opponent	Score	RPI S	Opponent	Score			
			28 H	Western Ky.	1 3	77 A	Lipscomb	2 3	138 H	Sacramento St.	1 3			
			40 A	Kansas	1 3	84 N	Appalachian St.	0 3	148 N	South Dakota St.	1 3			
									158 H	Fla. Gulf Coast	2 3			
									164 A	Kennesaw St.	3 1			
									173 H	Evansville	1 3			
									190 N	UT Martin	3 2			
									208 A	Tulane	3 2			
									225 H	East Tenn. St.	3 1			
									231 A	North Florida	3 1			
									238 A	Jacksonville	3 1			
									246 N	Lamar	3 0			
									248 N	South Ala.	3 0			
									249 A	UMKC	3 0			
									256 A	Mercer	3 1			
									280 H	S.C. Upstate	3 0			
									282 A	Chattanooga	3 0			
									287 H	Murray St.	3 0			
									294 H	Stetson	3 0			
									295 N	Montana St.	3 0			
									296 H	Tennessee Tech	3 0			
			LAST 10 GAMES											
			294 H	Stetson	3 0	280 H	S.C. Upstate	3 0						
			158 H	Fla. Gulf Coast	2 3	225 H	East Tenn. St.	3 1						
			238 A	Jacksonville	3 1	256 A	Mercer	3 1						
			231 A	North Florida	3 1	164 A	Kennesaw St.	3 1						
			77 A	Lipscomb	2 3	248 N	South Ala.	3 0						

Non-Div. I Games:

Belmont

Average RPI Win:	235	WON-LOST	WINNING	LAST 10	STRENGTH OF	OPP. STRENGTH	TEAM	ADJ	CONF.	ADJ CONF.	
Average RPI Loss:	111	RECORD	PCT. RANK	GAMES	SCHEDULE	OF SCHEDULE	RPI	RPI	RPI	RPI	
DIV. I ONLY	12- 6	.66667	75	8- 2	256	196	153	.49994	153	19	19
DIV. I NON-CONF.	6- 4	.6	118	2- 0	266	187	186	.4803	180	22	21
<hr/>											
TOTALS	RPI 1-25	RPI 26-50		W-L RECORDS	RPI 51-100		RPI 101-150		RPI 150+		
12- 6	0- 0	0- 1		OVERALL	0- 1		1- 3		11- 1		
6- 1	0- 0	0- 0		HOME	0- 0		0- 1		6- 0		
4- 3	0- 0	0- 0		AWAY	0- 1		0- 1		4- 1		
2- 2	0- 0	0- 1		NEUTRAL	0- 0		1- 1		1- 0		
<hr/>											
6- 4	0- 0	0- 1		NON-CONFERENCE	0- 1		1- 2		5- 0		
3- 1	0- 0	0- 0		HOME	0- 0		0- 1		3- 0		
1- 1	0- 0	0- 0		AWAY	0- 1		0- 0		1- 0		
2- 2	0- 0	0- 1		NEUTRAL	0- 0		1- 1		1- 0		
<hr/>											
6- 2	0- 0	0- 0		CONFERENCE	0- 0		0- 1		6- 1		
3- 0	0- 0	0- 0		HOME	0- 0		0- 0		3- 0		
3- 2	0- 0	0- 0		AWAY	0- 0		0- 1		3- 1		
0- 0	0- 0	0- 0		NEUTRAL	0- 0		0- 0		0- 0		
<hr/>											
RPI S	Opponent	Score	RPI S	Opponent	Score	RPI S	Opponent	Score	RPI S	Opponent	Score
			48 N	Wisconsin	0 3	71 A	San Francisco	0 3	101 A	Yale	2 3
									112 H	Iowa	1 3
									145 N	Memphis	3 1
									146 N	Boston College	2 3
									165 A	Dartmouth	3 2
									172 H	Princeton	3 0
									189 A	Harvard	0 3
									202 A	Rhode Island	3 2
									212 H	St. John's (NY)	3 1
									233 H	Penn	3 2
									251 A	Brown	3 1
									253 H	Binghamton	3 0
									277 A	Cornell	3 2
									277 H	Cornell	3 0
									304 N	Providence	3 0
									323 H	St. Francis (NY)	3 0
<hr/>											
LAST 10 GAMES											
	277 H	Cornell	3	0	101 A	Yale	2	3			
	189 A	Harvard	0	3	251 A	Brown	3	1			
	165 A	Dartmouth	3	2	277 A	Cornell	3	2			
	233 H	Penn	3	2	212 H	St. John's (NY)	3	1			
	172 H	Princeton	3	0	323 H	St. Francis (NY)	3	0			

Non-Div. I Games:

Columbia

Average RPI Win:		229	WON-LOST RECORD		WINNING PCT. RANK		LAST 10 GAMES		STRENGTH OF SCHEDULE		OPP. STRENGTH OF SCHEDULE		TEAM RPI		ADJ RPI		CONF. RPI		ADJ CONF. RPI				
DIV. I ONLY			10- 11		.47619 177		6- 4		146		128		165		.4996 154		13		13				
DIV. I NON-CONF.			6- 7		.46154 186		2- 0		116		128		155		.50747 149		13		13				
TOTALS		RPI 1-25		RPI 26-50				W-L RECORDS		RPI 51-100				RPI 101-150				RPI 150+					
10- 11		0- 2		0- 2				OVERALL		0- 3				1- 3				9- 1					
4- 3		0- 1		0- 0				HOME		0- 2				0- 0				4- 0					
5- 5		0- 1		0- 1				AWAY		0- 0				1- 2				4- 1					
1- 3		0- 0		0- 1				NEUTRAL		0- 1				0- 1				1- 0					
6- 7		0- 1		0- 2				NON-CONFERENCE		0- 2				1- 2				5- 0					
2- 2		0- 1		0- 0				HOME		0- 1				0- 0				2- 0					
3- 2		0- 0		0- 1				AWAY		0- 0				1- 1				2- 0					
1- 3		0- 0		0- 1				NEUTRAL		0- 1				0- 1				1- 0					
4- 4		0- 1		0- 0				CONFERENCE		0- 1				0- 1				4- 1					
2- 1		0- 0		0- 0				HOME		0- 1				0- 0				2- 0					
2- 3		0- 1		0- 0				AWAY		0- 0				0- 1				2- 1					
0- 0		0- 0		0- 0				NEUTRAL		0- 0				0- 0				0- 0					
RPI	S	Opponent		Score		RPI	S	Opponent		Score		RPI	S	Opponent		Score		RPI	S	Opponent		Score	
7	A	Hawaii		0 3		32	A	Washington		0 3		52	H	New Mexico St.		0 3		130	A	Idaho		2 3	
18	H	San Diego		0 3		46	N	Baylor		0 3		71	N	San Francisco		0 3		138	A	Sacramento St.		3 1	
												81	H	Cal Poly		2 3		140	N	Cal St. Northridge		0 3	
																		143	A	UNLV		2 3	
																		168	A	Utah St.		1 3	
																		180	A	San Jose St.		3 2	
																		187	H	Long Island		3 0	
																		224	N	Marist		3 0	
																		244	A	Nevada		3 2	
																		244	H	Nevada		3 1	
																		257	H	Louisiana Tech		3 0	
																		269	A	Seattle		3 0	
																		274	A	CSU Bakersfield		3 0	
																		274	H	CSU Bakersfield		3 1	
						LAST 10 GAMES																	
						244 H Nevada 3 1						257 H Louisiana Tech 3 0											
						274 A CSU Bakersfield 3 0						7 A Hawaii 0 3											
						130 A Idaho 2 3						180 A San Jose St. 3 2											
						168 A Utah St. 1 3						244 A Nevada 3 2											
						52 H New Mexico St. 0 3						274 H CSU Bakersfield 3 1											

Average RPI Win: 192		WON-LOST	WINNING	LAST 10	STRENGTH OF		OPP. STRENGTH	TEAM	ADJ	CONF.	ADJ CONF.
Average RPI Loss: 66		RECORD	PCT. RANK	GAMES	SCHEDULE		OF SCHEDULE	RPI	RPI	RPI	RPI
DIV. I ONLY		8- 13	.38095	227	2- 8		86	67	155	.49884	155
DIV. I NON-CONF.		6- 4	.6	118	0- 0		134	120	113	.5313	118
TOTALS		RPI 1-25	RPI 26-50		W-L RECORDS		RPI 51-100		RPI 101-150		RPI 150+
8- 13	0- 3	0- 4		OVERALL		1- 3		1- 2		6- 1	
5- 7	0- 2	0- 3		HOME		0- 2		0- 0		5- 0	
2- 4	0- 1	0- 0		AWAY		1- 1		1- 2		0- 0	
1- 2	0- 0	0- 1		NEUTRAL		0- 0		0- 0		1- 1	
6- 4	0- 1	0- 2		NON-CONFERENCE		1- 0		0- 0		5- 1	
4- 2	0- 1	0- 1		HOME		0- 0		0- 0		4- 0	
1- 0	0- 0	0- 0		AWAY		1- 0		0- 0		0- 0	
1- 2	0- 0	0- 1		NEUTRAL		0- 0		0- 0		1- 1	
2- 9	0- 2	0- 2		CONFERENCE		0- 3		1- 2		1- 0	
1- 5	0- 1	0- 2		HOME		0- 2		0- 0		1- 0	
1- 4	0- 1	0- 0		AWAY		0- 1		1- 2		0- 0	
0- 0	0- 0	0- 0		NEUTRAL		0- 0		0- 0		0- 0	
RPI S	Opponent	Score	RPI S	Opponent	Score	RPI S	Opponent	Score	RPI S	Opponent	Score
9 H	Florida St.	0 3	27 H	Miami (FL)	0 3	59 H	Georgia Tech	1 3	124 A	North Carolina St.	3 1
23 A	North Carolina	0 3	34 H	Western Mich.	1 3	60 A	Virginia Tech	1 3	129 A	Maryland	2 3
25 H	California	0 3	44 H	Duke	2 3	62 H	Clemson	1 3	146 A	Boston College	1 3
			49 N	Louisville	1 3	64 A	Ohio	3 1	182 H	Wake Forest	3 1
									185 N	Connecticut	1 3
									187 H	Long Island	3 0
									206 N	Marshall	3 0
									229 H	Western Caro.	3 0
									266 H	East Carolina	3 0
									280 H	S.C. Upstate	3 0
LAST 10 GAMES											
59 H	Georgia Tech	1 3	182 H	Wake Forest	3 1						
62 H	Clemson	1 3	146 A	Boston College	1 3						
124 A	North Carolina St.	3 1	129 A	Maryland	2 3						
23 A	North Carolina	0 3	27 H	Miami (FL)	0 3						
44 H	Duke	2 3	9 H	Florida St.	0 3						

Non-Div. I Games:

Virginia

Average RPI Win:		250	WON-LOST RECORD		WINNING PCT. RANK		LAST 10 GAMES		STRENGTH OF SCHEDULE		OPP. STRENGTH OF SCHEDULE		TEAM RPI		ADJ RPI		CONF. RPI		ADJ CONF. RPI				
Average RPI Loss:		67	12- 12		.5 159		3- 7		169		132		167		.49769 156		7		8				
DIV. I ONLY			12- 12		.5 159		3- 7		169		132		167		.49769 156		7		8				
DIV. I NON-CONF.			9- 5		.64286 94		0- 0		227		177		152		.50617 151		10		10				
TOTALS		RPI 1-25		RPI 26-50		W-L RECORDS		RPI 51-100		RPI 101-150		RPI 150+											
12- 12		0- 3		0- 2		OVERALL		0- 3		0- 4		12- 0											
5- 2		0- 0		0- 0		HOME		0- 1		0- 1		5- 0											
3- 7		0- 2		0- 1		AWAY		0- 1		0- 3		3- 0											
4- 3		0- 1		0- 1		NEUTRAL		0- 1		0- 0		4- 0											
9- 5		0- 2		0- 1		NON-CONFERENCE		0- 1		0- 1		9- 0											
3- 0		0- 0		0- 0		HOME		0- 0		0- 0		3- 0											
2- 2		0- 1		0- 0		AWAY		0- 0		0- 1		2- 0											
4- 3		0- 1		0- 1		NEUTRAL		0- 1		0- 0		4- 0											
3- 7		0- 1		0- 1		CONFERENCE		0- 2		0- 3		3- 0											
2- 2		0- 0		0- 0		HOME		0- 1		0- 1		2- 0											
1- 5		0- 1		0- 1		AWAY		0- 1		0- 2		1- 0											
0- 0		0- 0		0- 0		NEUTRAL		0- 0		0- 0		0- 0											
RPI	S	Opponent		Score		RPI	S	Opponent		Score		RPI	S	Opponent		Score							
11	N	Penn St.		0	3	26	N	Tulsa		0	3	57	N	Saint Louis		2	3	105	H	Central Mich.	1	3	
23	A	Northern Ill.		0	3	30	A	Ball St.		1	3	64	A	Ohio		0	3	123	A	Bowling Green	2	3	
23	A	North Carolina		0	3							69	H	Eastern Mich.		0	3	132	A	Toledo	2	3	
														141 A Pittsburgh		0	3	158	H	Fla. Gulf Coast	3	2	
														197 H Akron		3	0	213	H	Buffalo	3	1	
														227 N New Hampshire		3	1	278	N	Eastern Ill.	3	1	
														230 A Indiana St.		3	2	293	H	Alabama A&M	3	0	
														237 A Kent St.		3	0	317	N	Chicago St.	3	0	
														262 A Wright St.		3	1	319	N	Coppin St.	3	0	
														273 H Radford		3	1						
														278 N Eastern Ill.		3	1						
														293 H Alabama A&M		3	0						
														317 N Chicago St.		3	0						
														319 N Coppin St.		3	0						
						LAST 10 GAMES																	
						132	A	Toledo		2	3	123	A	Bowling Green		2	3						
						30	A	Ball St.		1	3	197	H	Akron		3	0						
						105	H	Central Mich.		1	3	213	H	Buffalo		3	1						
						69	H	Eastern Mich.		0	3	64	A	Ohio		0	3						
						23	A	Northern Ill.		0	3	237	A	Kent St.		3	0						

Non-Div. I Games:

Miami (OH)

Average RPI Win: 237		WON-LOST	WINNING	LAST 10	STRENGTH OF	OPP. STRENGTH	TEAM	ADJ	CONF.	ADJ CONF.		
Average RPI Loss: 126		RECORD	PCT. RANK	GAMES	SCHEDULE	OF SCHEDULE	RPI	RPI	RPI	RPI		
DIV. I ONLY		14- 9	.6087	113	5- 5	186	219	141	.49722	157	16	16
DIV. I NON-CONF.		10- 4	.71429	67	1- 0	208	254	128	.51705	136	17	16
<hr/>												
TOTALS		RPI 1-25		RPI 26-50		W-L RECORDS		RPI 51-100		RPI 101-150		RPI 150+
14- 9	0- 0			0- 1	OVERALL		0- 4		0- 0		14- 4	
6- 1	0- 0			0- 0	HOME		0- 0		0- 0		6- 1	
5- 5	0- 0			0- 1	AWAY		0- 3		0- 0		5- 1	
3- 3	0- 0			0- 0	NEUTRAL		0- 1		0- 0		3- 2	
<hr/>												
10- 4	0- 0			0- 0	NON-CONFERENCE		0- 2		0- 0		10- 2	
3- 0	0- 0			0- 0	HOME		0- 0		0- 0		3- 0	
4- 1	0- 0			0- 0	AWAY		0- 1		0- 0		4- 0	
3- 3	0- 0			0- 0	NEUTRAL		0- 1		0- 0		3- 2	
<hr/>												
4- 5	0- 0			0- 1	CONFERENCE		0- 2		0- 0		4- 2	
3- 1	0- 0			0- 0	HOME		0- 0		0- 0		3- 1	
1- 4	0- 0			0- 1	AWAY		0- 2		0- 0		1- 1	
0- 0	0- 0			0- 0	NEUTRAL		0- 0		0- 0		0- 0	
<hr/>												
RPI S	Opponent	Score	RPI S	Opponent	Score	RPI S	Opponent	Score	RPI S	Opponent	Score	
			28 A	Western Ky.	0 3	53 A	Middle Tenn.	0 3	164 A	Kennesaw St.	3 2	
						58 N	UAB	0 3	175 N	Tennessee St.	3 1	
						79 A	Samford	0 3	177 H	North Texas	1 3	
						88 A	Arkansas St.	0 3	179 H	Denver	3 1	
									197 N	Akron	3 0	
									209 A	Georgia St.	3 2	
									214 N	UNC Asheville	2 3	
									217 A	UALR	0 3	
									218 N	Eastern Ky.	2 3	
									238 A	Jacksonville	3 0	
									245 H	La.-Monroe	3 0	
									248 A	South Ala.	3 1	
									250 H	La.-Lafayette	3 1	
									256 A	Mercer	3 0	
									256 H	Mercer	3 0	
									293 H	Alabama A&M	3 2	
									301 N	Norfolk St.	3 0	
									311 H	Alabama St.	3 0	
<hr/>												
LAST 10 GAMES												
			177 H	North Texas	1 3	88 A	Arkansas St.	0 3				
			179 H	Denver	3 1	217 A	UALR	0 3				
			248 A	South Ala.	3 1	250 H	La.-Lafayette	3 1				
			53 A	Middle Tenn.	0 3	245 H	La.-Monroe	3 0				
			28 A	Western Ky.	0 3	256 H	Mercer	3 0				

Non-Div. I Games:

Troy

Average RPI Win: 237		WON-LOST RECORD		WINNING PCT. RANK		LAST 10 GAMES		STRENGTH OF SCHEDULE		OPP. STRENGTH OF SCHEDULE		TEAM RPI		ADJ RPI		CONF. RPI		ADJ CONF. RPI	
DIV. I ONLY		13- 9		.59091 121		8- 2		188		205		145		.49693 158		24		24	
DIV. I NON-CONF.		6- 7		.46154 186		1- 0		152		164		174		.47938 185		24		24	
TOTALS		RPI 1-25		RPI 26-50		W-L RECORDS		RPI 51-100		RPI 101-150		RPI 150+							
13- 9		0- 2		0- 0		OVERALL		0- 3		0- 0		13- 4							
6- 3		0- 1		0- 0		HOME		0- 2		0- 0		6- 0							
3- 4		0- 1		0- 0		AWAY		0- 1		0- 0		3- 2							
4- 2		0- 0		0- 0		NEUTRAL		0- 0		0- 0		4- 2							
6- 7		0- 2		0- 0		NON-CONFERENCE		0- 2		0- 0		6- 3							
1- 3		0- 1		0- 0		HOME		0- 2		0- 0		1- 0							
1- 2		0- 1		0- 0		AWAY		0- 0		0- 0		1- 1							
4- 2		0- 0		0- 0		NEUTRAL		0- 0		0- 0		4- 2							
7- 2		0- 0		0- 0		CONFERENCE		0- 1		0- 0		7- 1							
5- 0		0- 0		0- 0		HOME		0- 0		0- 0		5- 0							
2- 2		0- 0		0- 0		AWAY		0- 1		0- 0		2- 1							
0- 0		0- 0		0- 0		NEUTRAL		0- 0		0- 0		0- 0							
RPI S	Opponent		Score		RPI S	Opponent		Score		RPI S	Opponent		Score						
10 H	Southern California		0 3							70 H	Furman		1 3						
11 A	Penn St.		1 3							77 A	Lipscomb		1 3						
										90 H	UCF		0 3						
														</					

Non-Div. I Games:

Fla. Gulf Coast

Oakland

Oakland

Average RPI Win:	180	WON-LOST RECORD	WINNING PCT. RANK	LAST 10 GAMES	STRENGTH OF SCHEDULE	OPP. STRENGTH OF SCHEDULE	TEAM RPI	ADJ RPI	CONF. RPI	ADJ CONF. RPI		
DIV. I ONLY		5- 16	.2381	286	0- 10	20	62	164	.49613	160	3	3
DIV. I NON-CONF.		5- 3	.625	106	0- 0	125	225	114	.52957	124	3	3
<hr/>												
TOTALS	RPI 1-25	RPI 26-50		W-L RECORDS		RPI 51-100		RPI 101-150		RPI 150+		
5- 16	0- 6	0- 3		OVERALL		0- 1		3- 5		2- 1		
2- 7	0- 2	0- 2		HOME		0- 0		2- 3		0- 0		
1- 6	0- 4	0- 1		AWAY		0- 0		0- 1		1- 0		
2- 3	0- 0	0- 0		NEUTRAL		0- 1		1- 1		1- 1		
5- 3	0- 0	0- 0		NON-CONFERENCE		0- 1		3- 1		2- 1		
2- 0	0- 0	0- 0		HOME		0- 0		2- 0		0- 0		
1- 0	0- 0	0- 0		AWAY		0- 0		0- 0		1- 0		
2- 3	0- 0	0- 0		NEUTRAL		0- 1		1- 1		1- 1		
0- 13	0- 6	0- 3		CONFERENCE		0- 0		0- 4		0- 0		
0- 7	0- 2	0- 2		HOME		0- 0		0- 3		0- 0		
0- 6	0- 4	0- 1		AWAY		0- 0		0- 1		0- 0		
0- 0	0- 0	0- 0		NEUTRAL		0- 0		0- 0		0- 0		
RPI S	Opponent	Score	RPI S	Opponent	Score	RPI S	Opponent	Score	RPI S	Opponent	Score	
8 A	Stanford	0 <div>3</div>	29 H	Oregon	0 <div>3</div>	80 N	UC Davis	1 <div>3</div>	109 H	Albany (NY)	3 1	
10 A	Southern California	0 <div>3</div>	32 A	Washington	0 <div>3</div>				109 N	Albany (NY)	0 <div>3</div>	
10 H	Southern California	0 <div>3</div>	41 H	Arizona	0 <div>3</div>				110 H	Oregon St.	0 <div>3</div>	
14 A	UCLA	1 <div>3</div>							113 A	Washington St.	0 <div>3</div>	
14 H	UCLA	0 <div>3</div>							114 H	Arizona St.	0 <div>3</div>	
25 A	California	0 <div>3</div>							126 H	Utah	0 <div>3</div>	
									143 N	UNLV	3 1	
									150 H	Northern Colo.	3 2	
									212 N	St. John's (NY)	3 2	
									275 N	Siena	2 <div>3</div>	
									286 A	Fordham	3 0	
LAST 10 GAMES												
10 A	Southern California	0 <div>3</div>	32 A	Washington	0 <div>3</div>							
14 A	UCLA	1 <div>3</div>	14 H	UCLA	0 <div>3</div>							
114 H	Arizona St.	0 <div>3</div>	10 H	Southern California	0 <div>3</div>							
41 H	Arizona	0 <div>3</div>	110 H	Oregon St.	0 <div>3</div>							
113 A	Washington St.	0 <div>3</div>	29 H	Oregon	0 <div>3</div>							

Non-Div. I Games:

Colorado

Average RPI Win: 196		WON-LOST RECORD		WINNING PCT. RANK		LAST 10 GAMES		STRENGTH OF SCHEDULE		OPP. STRENGTH OF SCHEDULE		TEAM RPI		ADJ RPI		CONF. RPI		ADJ CONF. RPI		
DIV. I ONLY		9- 16		.36 238		5- 5		72		121		162		.4927 161		8		9		
DIV. I NON-CONF.		4- 10		.28571 261		0- 1		58		124		180		.47939 184		8		8		
TOTALS		RPI 1-25		RPI 26-50		W-L RECORDS		RPI 51-100		RPI 101-150		RPI 150+								
9- 16		0- 1		0- 4		OVERALL		1- 6		0- 1		8- 4								
5- 4		0- 1		0- 0		HOME		1- 2		0- 1		4- 0								
3- 6		0- 0		0- 3		AWAY		0- 1		0- 0		3- 2								
1- 6		0- 0		0- 1		NEUTRAL		0- 3		0- 0		1- 2								
4- 10		0- 0		0- 2		NON-CONFERENCE		1- 4		0- 1		3- 3								
1- 2		0- 0		0- 0		HOME		1- 1		0- 1		0- 0								
2- 2		0- 0		0- 1		AWAY		0- 0		0- 0		2- 1								
1- 6		0- 0		0- 1		NEUTRAL		0- 3		0- 0		1- 2								
5- 6		0- 1		0- 2		CONFERENCE		0- 2		0- 0		5- 1								
4- 2		0- 1		0- 0		HOME		0- 1		0- 0		4- 0								
1- 4		0- 0		0- 2		AWAY		0- 1		0- 0		1- 1								
0- 0		0- 0		0- 0		NEUTRAL		0- 0		0- 0		0- 0								
RPI	S	Opponent		Score		RPI	S	Opponent		Score		RPI	S	Opponent		Score				
4	H	UNI		1 <div>3</div>		33	A	Kansas St.		2 <div>3</div>		58	N	UAB		0 <div>3</div>				
						37	N	Missouri		1 <div>3</div>		63	A	Creighton		0 <div>3</div>				
						39	A	Missouri St.		0 <div>3</div>		72	H	Milwaukee		1 <div>3</div>				
						45	A	Wichita St.		0 <div>3</div>		76	H	IPFW		3 2				
												80	N	UC Davis		0 <div>3</div>				
												85	N	UTSA		0 <div>3</div>				
												86	H	Illinois St.		0 <div>3</div>				
															111	H	Wyoming		0 <div>3</div>	
															168	N	Utah St.		0 <div>3</div>	
															169	N	Boise St.		2 <div>3</div>	
															173	A	Evansville		3 2	
															173	H	Evansville		3 1	
															179	A	Denver		3 2	
															183	A	South Dakota		2 <div>3</div>	
															201	A	Southern Ill.		1 <div>3</div>	
															201	H	Southern Ill.		3 2	
															230	H	Indiana St.		3 1	
															234	A	Southern Utah		3 1	
															235	H	Bradley		3 1	
															259	N	McNeese St.		3 2	
LAST 10 GAMES																				
						201	H	Southern Ill.		3 2		39	A	Missouri St.		0 <div>3</div>				
						173	H	Evansville		3 1		45	A	Wichita St.		0 <div>3</div>				
						183	A	South Dakota		2 <div>3</div>		86	H	Illinois St.		0 <div>3</div>				
						235	H	Bradley		3 1		230	H	Indiana St.		3 1				
						4	H	UNI		1 <div>3</div>		173	A	Evansville		3 2				

Non-Div. I Games:

Drake

Average RPI Win: 159		WON-LOST RECORD		WINNING PCT. RANK		LAST 10 GAMES		STRENGTH OF SCHEDULE		OPP. STRENGTH OF SCHEDULE		TEAM RPI		ADJ RPI		CONF. RPI		ADJ CONF. RPI	
DIV. I ONLY		9- 12		.42857 203		4- 6		128		85		169		.4915 162		9		7	
DIV. I NON-CONF.		5- 7		.41667 209		0- 1		149		114		185		.47758 188		7		7	
TOTALS		RPI 1-25		RPI 26-50		W-L RECORDS		RPI 51-100		RPI 101-150		RPI 150+							
9- 12		0- 1		0- 1		OVERALL		4- 5		0- 3		5- 2							
4- 2		0- 0		0- 0		HOME		4- 1		0- 0		0- 1							
3- 7		0- 0		0- 1		AWAY		0- 4		0- 2		3- 0							
2- 3		0- 1		0- 0		NEUTRAL		0- 0		0- 1		2- 1							
5- 7		0- 1		0- 1		NON-CONFERENCE		1- 1		0- 2		4- 2							
1- 1		0- 0		0- 0		HOME		1- 0		0- 0		0- 1							
2- 3		0- 0		0- 1		AWAY		0- 1		0- 1		2- 0							
2- 3		0- 1		0- 0		NEUTRAL		0- 0		0- 1		2- 1							
4- 5		0- 0		0- 0		CONFERENCE		3- 4		0- 1		1- 0							
3- 1		0- 0		0- 0		HOME		3- 1		0- 0		0- 0							
1- 4		0- 0		0- 0		AWAY		0- 3		0- 1		1- 0							
0- 0		0- 0		0- 0		NEUTRAL		0- 0		0- 0		0- 0							
RPI	S	Opponent		Score		RPI	S	Opponent		Score		RPI	S	Opponent		Score			
14	N	UCLA		0	3	41	A	Arizona		1	3	51	A	Long Beach St.		1	3		
												54	H	BYU		3	1		
												65	A	UC Santa Barbara		1	3		
												65	H	UC Santa Barbara		3	2		
												74	H	Pacific		0	3		
												80	H	UC Davis		3	0		
												81	A	Cal Poly		0	3		
												81	H	Cal Poly		3	0		
												94	A	San Diego St.		2	3		
			</																

Non-Div. I Games:

Cal St. Fullerton

Average RPI Win:	175	WON-LOST	WINNING	LAST 10	STRENGTH OF	OPP. STRENGTH	TEAM	ADJ	CONF.	ADJ CONF.	
Average RPI Loss:	156	RECORD	PCT. RANK	GAMES	SCHEDULE	OF SCHEDULE	RPI	RPI	RPI	RPI	
DIV. I ONLY	11- 10	.52381	153	5- 5	132	195	150	.49007	163	22	22
DIV. I NON-CONF.	6- 5	.54545	151	1- 0	56	125	90	.54889	93	19	19
<hr/>											
TOTALS	RPI 1-25	RPI 26-50		W-L RECORDS	RPI 51-100		RPI 101-150		RPI 150+		
11- 10	0- 0	0- 2		OVERALL	1- 1		4- 2		6- 5		
3- 4	0- 0	0- 0		HOME	0- 0		1- 1		2- 3		
5- 2	0- 0	0- 1		AWAY	0- 0		3- 0		2- 1		
3- 4	0- 0	0- 1		NEUTRAL	1- 1		0- 1		2- 1		
<hr/>											
6- 5	0- 0	0- 2		NON-CONFERENCE	1- 1		2- 1		3- 1		
1- 0	0- 0	0- 0		HOME	0- 0		1- 0		0- 0		
2- 1	0- 0	0- 1		AWAY	0- 0		1- 0		1- 0		
3- 4	0- 0	0- 1		NEUTRAL	1- 1		0- 1		2- 1		
<hr/>											
5- 5	0- 0	0- 0		CONFERENCE	0- 0		2- 1		3- 4		
2- 4	0- 0	0- 0		HOME	0- 0		0- 1		2- 3		
3- 1	0- 0	0- 0		AWAY	0- 0		2- 0		1- 1		
0- 0	0- 0	0- 0		NEUTRAL	0- 0		0- 0		0- 0		
<hr/>											
RPI S	Opponent	Score	RPI S	Opponent	Score	RPI S	Opponent	Score	RPI S	Opponent	Score
37 A	Missouri	0 3	86 N	Illinois St.	3 2	111 A	Wyoming	3 1	115 H	Utah Valley	3 0
50 N	North Dakota St.	0 3	98 N	Texas St.	0 3	118 N	Syracuse	1 3	138 H	Sacramento St.	2 3
						144 A	Northern Ariz.	3 1	150 A	Northern Colo.	3 2
						168 A	Utah St.	3 2	197 H	Montana	3 1
						200 A	Portland St.	3 1	200 H	Portland St.	2 3
						208 N	Tulane	0 3	209 N	Georgia St.	3 0
						210 A	Eastern Wash.	2 3	210 H	Eastern Wash.	0 3
						253 N	Binghamton	3 0	291 H	Weber St.	3 1
						295 H	Montana St.	2 3			
<hr/>											
LAST 10 GAMES											
200 H	Portland St.	2 3	295 H	Montana St.	2 3						
210 H	Eastern Wash.	0 3	138 H	Sacramento St.	2 3						
150 A	Northern Colo.	3 2	115 H	Utah Valley	3 0						
144 A	Northern Ariz.	3 1	291 H	Weber St.	3 1						
197 H	Montana	3 1	210 A	Eastern Wash.	2 3						

Non-Div. I Games:

Idaho St.

Average RPI Win: 232		WON-LOST	WINNING	LAST 10	STRENGTH OF		OPP. STRENGTH	TEAM	ADJ	CONF.	ADJ CONF.
Average RPI Loss: 122		RECORD	PCT. RANK	GAMES	SCHEDULE		OF SCHEDULE	RPI	RPI	RPI	RPI
DIV. I ONLY		11- 12	.47826	173	6- 4		108	214	159	.48975	164
DIV. I NON-CONF.		5- 10	.33333	239	0- 2		83	185	188	.47027	193
TOTALS		RPI 1-25	RPI 26-50		W-L RECORDS		RPI 51-100		RPI 101-150		RPI 150+
11- 12	0- 0	0- 0		OVERALL		0- 6		0- 1		11- 5	
5- 6	0- 0	0- 0		HOME		0- 3		0- 0		5- 3	
4- 3	0- 0	0- 0		AWAY		0- 2		0- 0		4- 1	
2- 3	0- 0	0- 0		NEUTRAL		0- 1		0- 1		2- 1	
5- 10	0- 0	0- 0		NON-CONFERENCE		0- 5		0- 1		5- 4	
3- 4	0- 0	0- 0		HOME		0- 2		0- 0		3- 2	
0- 3	0- 0	0- 0		AWAY		0- 2		0- 0		0- 1	
2- 3	0- 0	0- 0		NEUTRAL		0- 1		0- 1		2- 1	
6- 2	0- 0	0- 0		CONFERENCE		0- 1		0- 0		6- 1	
2- 2	0- 0	0- 0		HOME		0- 1		0- 0		2- 1	
4- 0	0- 0	0- 0		AWAY		0- 0		0- 0		4- 0	
0- 0	0- 0	0- 0		NEUTRAL		0- 0		0- 0		0- 0	
RPI S	Opponent	Score	RPI S	Opponent	Score	RPI S	Opponent	Score	RPI S	Opponent	Score
						58 H	UAB	0 3	124 N	North Carolina St.	0 3
						61 H	Oral Roberts	0 3	152 H	Belmont	1 3
						77 H	Lipscomb	0 3	157 H	Troy	2 3
						84 A	Appalachian St.	0 3	158 H	Fla. Gulf Coast	3 0
						87 A	Georgia	0 3	166 H	Winthrop	3 2
						98 N	Texas St.	0 3	177 A	North Texas	0 3
									178 N	Charlotte	2 3
									209 H	Georgia St.	2 3
									216 N	William & Mary	3 1
									218 H	Eastern Ky.	3 2
									225 A	East Tenn. St.	3 0
									231 A	North Florida	3 1
									238 A	Jacksonville	3 1
									242 N	Jackson St.	3 0
									280 A	S.C. Upstate	3 1
									282 H	Chattanooga	3 1
									294 H	Stetson	3 0
LAST 10 GAMES											
						225 A	East Tenn. St.	3 0	231 A	North Florida	3 1
						280 A	S.C. Upstate	3 1	77 H	Lipscomb	0 3
						158 H	Fla. Gulf Coast	3 0	152 H	Belmont	1 3
						294 H	Stetson	3 0	209 H	Georgia St.	2 3
						238 A	Jacksonville	3 1	98 N	Texas St.	0 3

Non-Div. I Games:

Kennesaw St.

Average RPI Win:	252	WON-LOST	WINNING	LAST 10	STRENGTH OF	OPP. STRENGTH	TEAM	ADJ	CONF.	ADJ CONF.					
Average RPI Loss:	149	RECORD	PCT. RANK	GAMES	SCHEDULE	OF SCHEDULE	RPI	RPI	RPI	RPI					
DIV. I ONLY	12- 7	.63158	98	5- 4	220	259	157	.48917	165	19	19				
DIV. I NON-CONF.	8- 3	.72727	59	1- 0	256	274	146	.50482	153	22	21				
<hr/>															
TOTALS	RPI 1-25	RPI 26-50		W-L RECORDS	RPI 51-100		RPI 101-150		RPI 150+						
12- 7	0- 0	0- 0		OVERALL	0- 2		0- 1		12- 4						
5- 1	0- 0	0- 0		HOME	0- 0		0- 0		5- 1						
4- 4	0- 0	0- 0		AWAY	0- 1		0- 1		4- 2						
3- 2	0- 0	0- 0		NEUTRAL	0- 1		0- 0		3- 1						
<hr/>															
8- 3	0- 0	0- 0		NON-CONFERENCE	0- 2		0- 0		8- 1						
3- 0	0- 0	0- 0		HOME	0- 0		0- 0		3- 0						
2- 1	0- 0	0- 0		AWAY	0- 1		0- 0		2- 0						
3- 2	0- 0	0- 0		NEUTRAL	0- 1		0- 0		3- 1						
<hr/>															
4- 4	0- 0	0- 0		CONFERENCE	0- 0		0- 1		4- 3						
2- 1	0- 0	0- 0		HOME	0- 0		0- 0		2- 1						
2- 3	0- 0	0- 0		AWAY	0- 0		0- 1		2- 2						
0- 0	0- 0	0- 0		NEUTRAL	0- 0		0- 0		0- 0						
<hr/>															
RPI	S	Opponent	Score	RPI	S	Opponent	Score	RPI	S	Opponent	Score				
				67 N Arkansas				1	3	101 A Yale		0	3		
				95 A Army				1	3	153 H Columbia		2	3		
												172 A Princeton		2	3
												189 A Harvard		3	2
												189 H Harvard		3	1
												207 H Central Conn. St.		3	0
												220 N NJIT		2	3
												224 N Marist		3	1
												226 N Manhattan		3	0
												233 A Penn		0	3
												251 A Brown		3	0
												272 A Bucknell		3	0
												277 H Cornell		3	0
												284 A Holy Cross		3	1
												286 N Fordham		3	0
												304 H Providence		3	0
												315 H Delaware St.		3	0
				<hr/>											
								LAST 10 GAMES							
								189 H Harvard				3	1	172 A Princeton	
				277 H Cornell				3	0	233 A Penn				0	3
				153 H Columbia				2	3	189 A Harvard				3	2
				251 A Brown				3	0	315 H Delaware St.				3	0
				101 A Yale				0	3	207 H Central Conn. St.				3	0

Non-Div. I Games:

Dartmouth

Average RPI Win:	250	WON-LOST RECORD	WINNING PCT. RANK	LAST 10 GAMES	STRENGTH OF SCHEDULE	OPP. STRENGTH OF SCHEDULE	TEAM RPI	ADJ RPI	CONF. RPI	ADJ CONF. RPI		
DIV. I ONLY		14- 7	.66667	75	8- 2	252	247	161	.48863	166	29	29
DIV. I NON-CONF.		7- 5	.58333	130	1- 0	191	183	153	.50045	158	28	28
<hr/>												
TOTALS	RPI 1-25	RPI 26-50		W-L RECORDS		RPI 51-100		RPI 101-150		RPI 150+		
14- 7	0- 0	0- 0		OVERALL		0- 2		1- 1		13- 4		
5- 1	0- 0	0- 0		HOME		0- 0		0- 0		5- 1		
7- 3	0- 0	0- 0		AWAY		0- 0		1- 0		6- 3		
2- 3	0- 0	0- 0		NEUTRAL		0- 2		0- 1		2- 0		
<hr/>												
7- 5	0- 0	0- 0		NON-CONFERENCE		0- 2		1- 1		6- 2		
2- 0	0- 0	0- 0		HOME		0- 0		0- 0		2- 0		
3- 2	0- 0	0- 0		AWAY		0- 0		1- 0		2- 2		
2- 3	0- 0	0- 0		NEUTRAL		0- 2		0- 1		2- 0		
<hr/>												
7- 2	0- 0	0- 0		CONFERENCE		0- 0		0- 0		7- 2		
3- 1	0- 0	0- 0		HOME		0- 0		0- 0		3- 1		
4- 1	0- 0	0- 0		AWAY		0- 0		0- 0		4- 1		
0- 0	0- 0	0- 0		NEUTRAL		0- 0		0- 0		0- 0		
<hr/>												
RPI	S	Opponent	Score	RPI	S	Opponent	Score	RPI	S	Opponent	Score	
				61 N Oral Roberts 2 3				102 N South Carolina 0 3				
				62 N Clemson 1 3				119 A Col. of Charleston 3 2				
								164 A Kennesaw St. 2 3				
								176 H Liberty 2 3				
								178 A Charlotte 2 3				
								184 A Elon 3 1				
								205 H Davidson 3 2				
								214 A UNC Asheville 3 1				
								240 A Campbell 3 1				
								254 H UNC Wilmington 3 1				
								256 A Mercer 3 0				
								264 A Presbyterian 3 0				
								273 H Radford 3 0				
								282 N Chattanooga 3 2				
								288 A High Point 3 1				
								292 H Coastal Caro. 3 0				
								299 A Gardner-Webb 1 3				
								306 H Charleston So. 3 1				
								320 N N.C. Central 3 0				

Non-Div. I Games:

Winthrop

Average RPI Win:	258	WON-LOST RECORD	WINNING PCT. RANK	LAST 10 GAMES	STRENGTH OF SCHEDULE	OPP. STRENGTH OF SCHEDULE	TEAM RPI	ADJ RPI	CONF. RPI	ADJ CONF. RPI											
DIV. I ONLY		18- 7	.72 57	10- 0	287	264	168	.48764	167	30	31										
DIV. I NON-CONF.		6- 7	.46154 186	1- 0	298	161	249	.42089	243	31	31										
<hr/>																					
TOTALS	RPI 1-25	RPI 26-50		W-L RECORDS	RPI 51-100		RPI 101-150		RPI 150+												
18- 7	0- 0	0- 0		OVERALL	0- 0		1- 4		17- 3												
8- 0	0- 0	0- 0		HOME	0- 0		1- 0		7- 0												
7- 3	0- 0	0- 0		AWAY	0- 0		0- 2		7- 1												
3- 4	0- 0	0- 0		NEUTRAL	0- 0		0- 2		3- 2												
<hr/>																					
6- 7	0- 0	0- 0		NON-CONFERENCE	0- 0		1- 4		5- 3												
1- 0	0- 0	0- 0		HOME	0- 0		1- 0		0- 0												
2- 3	0- 0	0- 0		AWAY	0- 0		0- 2		2- 1												
3- 4	0- 0	0- 0		NEUTRAL	0- 0		0- 2		3- 2												
<hr/>																					
12- 0	0- 0	0- 0		CONFERENCE	0- 0		0- 0		12- 0												
7- 0	0- 0	0- 0		HOME	0- 0		0- 0		7- 0												
5- 0	0- 0	0- 0		AWAY	0- 0		0- 0		5- 0												
0- 0	0- 0	0- 0		NEUTRAL	0- 0		0- 0		0- 0												
<hr/>																					
RPI S	Opponent	Score	RPI S	Opponent	Score	RPI S	Opponent	Score	RPI S	Opponent	Score										
									106 N	UTEP	0	3									
									118 H	Syracuse	3	2									
									125 A	Indiana	0	3									
									128 N	American	1	3									
									132 A	Toledo	0	3									
									159 N	Oakland	2	3									
									199 N	Gonzaga	0	3									
									204 A	Fairfield	3	0									
									204 H	Fairfield	3	1									
									213 A	Buffalo	1	3									
									224 A	Marist	3	2									
									226 H	Manhattan	3	0									
									253 A	Binghamton	3	0									
									255 A	Iona	3	0									
									255 H	Iona	3	2									
									262 N	Wright St.	3	0									
									275 A	Siena	3	1									
									277 A	Cornell	3	0									
									278 N	Eastern Ill.	3	1									
									283 A	Canisius	3	0									
									283 H	Canisius	3	1									
									288 H	Loyola Maryland	3	0									
									315 N	Delaware St.	3	0									
									321 H	Rider	3	0									
									326 H	Saint Peter's	3	0									
												LAST 10 GAMES						288 H	Loyola Maryland	3	0
																		255 H	Iona	3	2
																		204 H	Fairfield	3	1
283 A	Canisius	3	0																		
321 H	Rider	3	0																		
288 H	Loyola Maryland	3	0																		
									275 A	Siena	3	1									
									224 A	Marist	3	2									
									326 H	Saint Peter's	3	0									
									226 H	Manhattan	3	0									
									118 H	Syracuse	3	2									

Non-Div. I Games:

Niagara

Average RPI Win: 185		WON-LOST RECORD		WINNING PCT. RANK		LAST 10 GAMES		STRENGTH OF SCHEDULE		OPP. STRENGTH OF SCHEDULE		TEAM RPI		ADJ RPI		CONF. RPI		ADJ CONF. RPI	
Average RPI Loss: 101																			
DIV. I ONLY		9- 13		.40909 210		5- 5		123		92		176		.48731 168		13		13	
DIV. I NON-CONF.		5- 8		.38462 224		1- 0		172		77		198		.47012 194		13		13	
TOTALS		RPI 1-25		RPI 26-50		W-L RECORDS		RPI 51-100				RPI 101-150		RPI 150+					
9- 13		0- 2		0- 0		OVERALL		1- 4				1- 4		7- 3					
5- 3		0- 1		0- 0		HOME		1- 1				1- 0		3- 1					
3- 7		0- 1		0- 0		AWAY		0- 2				0- 2		3- 2					
1- 3		0- 0		0- 0		NEUTRAL		0- 1				0- 2		1- 0					
5- 8		0- 0		0- 0		NON-CONFERENCE		1- 3				1- 3		3- 2					
2- 2		0- 0		0- 0		HOME		1- 1				1- 0		0- 1					
2- 3		0- 0		0- 0		AWAY		0- 1				0- 1		2- 1					
1- 3		0- 0		0- 0		NEUTRAL		0- 1				0- 2		1- 0					
4- 5		0- 2		0- 0		CONFERENCE		0- 1				0- 1		4- 1					
3- 1		0- 1		0- 0		HOME		0- 0				0- 0		3- 0					
1- 4		0- 1		0- 0		AWAY		0- 1				0- 1		1- 1					
0- 0		0- 0		0- 0		NEUTRAL		0- 0				0- 0		0- 0					
RPI	S	Opponent		Score		RPI	S	Opponent		Score		RPI	S	Opponent		Score			
7	A	Hawaii		0 3								51	A	Long Beach St.		0 3			
7	H	Hawaii		1 3								52	A	New Mexico St.		0 3			
												54	H	BYU		0 3			
												74	N	Pacific		0 3			
												98	H	Texas St.		3 2			
												110	N	Oregon St.		0 3			
												118	H	Syracuse		3 1			
												121	A	UC Irvine		1 3			
												130	A	Idaho		0 3			
												135	N	SMU		1 3			
												154	H	Fresno St.		3 1			
												161	N	Drake		3 0			
												162	A	Cal St. Fullerton		3 1			
												163	H	Idaho St.		2 3			
												180	A	San Jose St.		1 3			
												180	H	San Jose St.		3 0			
												234	A	Southern Utah		2 3			
												244	H	Nevada		3 0			
												257	A	Louisiana Tech		3 1			
												291	A	Weber St.		3 2			
LAST 10 GAMES																			
		7 A Hawaii		0 3				52 A New Mexico St.		0 3									
		180 A San Jose St.		1 3				257 A Louisiana Tech		3 1									
		244 H Nevada		3 0				7 H Hawaii		1 3									
		154 H Fresno St.		3 1				180 H San Jose St.		3 0									
		130 A Idaho		0 3				162 A Cal St. Fullerton		3 1									

Non-Div. I Games:

Utah St.

Average RPI Win:		218	WON-LOST RECORD		WINNING PCT. RANK		LAST 10 GAMES		STRENGTH OF SCHEDULE		OPP. STRENGTH OF SCHEDULE		TEAM RPI		ADJ RPI		CONF. RPI		ADJ CONF. RPI	
DIV. I ONLY			13- 11		.54167 148		4- 6		206		156		172		.48725 169		10		10	
DIV. I NON-CONF.			9- 6		.6 118		1- 2		295		200		204		.45538 205		12		12	
TOTALS		RPI 1-25		RPI 26-50		W-L RECORDS		RPI 51-100		RPI 101-150		RPI 150+								
13- 11		0- 1		0- 3		OVERALL		0- 4		3- 1		10- 2								
2- 4		0- 0		0- 1		HOME		0- 2		1- 0		1- 1								
6- 5		0- 1		0- 1		AWAY		0- 1		2- 1		4- 1								
5- 2		0- 0		0- 1		NEUTRAL		0- 1		0- 0		5- 0								
9- 6		0- 1		0- 1		NON-CONFERENCE		0- 1		0- 1		9- 2								
1- 1		0- 0		0- 0		HOME		0- 0		0- 0		1- 1								
3- 3		0- 1		0- 0		AWAY		0- 0		0- 1		3- 1								
5- 2		0- 0		0- 1		NEUTRAL		0- 1		0- 0		5- 0								
4- 5		0- 0		0- 2		CONFERENCE		0- 3		3- 0		1- 0								
1- 3		0- 0		0- 1		HOME		0- 2		1- 0		0- 0								
3- 2		0- 0		0- 1		AWAY		0- 1		2- 0		1- 0								
0- 0		0- 0		0- 0		NEUTRAL		0- 0		0- 0		0- 0								
RPI	S	Opponent		Score		RPI	S	Opponent		Score		RPI	S	Opponent		Score				
21	A	Oklahoma		2	3	32	N	Washington		0	3	55	H	TCU		2	3			
						42	A	Colorado St.		0	3	74	N	Pacific		2	3			
						42	H	Colorado St.		0	3	94	A	San Diego St.		0	3			
												99	H	New Mexico		1	3			
														111 A Wyoming		3	2			
														111 H Wyoming		3	1			
														115 A Utah Valley		1	3			
														143 A UNLV		3	2			
														161 N Drake		3	2			
														199 A Gonzaga		3	1			
														200 N Portland St.		3	1			
														210 A Eastern Wash.		2	3			
														217 N UALR		3	0			
														234 A Southern Utah		3	0			
														241 A Air Force		3	0			
														269 H Seattle		1	3			
														291 A Weber St.		3	0			
														291 H Weber St.		3	0			
														316 N Ark.-Pine Bluff		3	0			
														322 N Texas Southern		3	0			
LAST 10 GAMES																				
111 H Wyoming						3	1	241 A Air Force						3	0					
42 H Colorado St.						0	3	269 H Seattle						1	3					
94 A San Diego St.						0	3	99 H New Mexico						1	3					
143 A UNLV						3	2	55 H TCU						2	3					
115 A Utah Valley						1	3	291 H Weber St.						3	0					

Non-Div. I Games:

Boise St.

Average RPI Win: 227		WON-LOST	WINNING	LAST 10	STRENGTH OF		OPP. STRENGTH	TEAM	ADJ	CONF.	ADJ CONF.
Average RPI Loss: 104		RECORD	PCT. RANK	GAMES	SCHEDULE		OF SCHEDULE	RPI	RPI	RPI	RPI
DIV. I ONLY		13- 11	.54167	148	7- 3		221	183	180	.4862	170
DIV. I NON-CONF.		6- 8	.42857	206	2- 1		161	168	194	.47975	183
TOTALS		RPI 1-25	RPI 26-50		W-L RECORDS		RPI 51-100		RPI 101-150		RPI 150+
13- 11	0- 0	0- 2		OVERALL		2- 4		1- 4		10- 1	
4- 1	0- 0	0- 0		HOME		0- 0		0- 0		4- 1	
5- 6	0- 0	0- 1		AWAY		0- 1		1- 3		4- 0	
4- 4	0- 0	0- 0		NEUTRAL		2- 3		0- 1		2- 0	
6- 8	0- 0	0- 2		NON-CONFERENCE		2- 3		0- 3		4- 0	
1- 0	0- 0	0- 0		HOME		0- 0		0- 0		1- 0	
1- 4	0- 0	0- 2		AWAY		0- 0		0- 2		1- 0	
4- 4	0- 0	0- 0		NEUTRAL		2- 3		0- 1		2- 0	
7- 3	0- 0	0- 0		CONFERENCE		0- 1		1- 1		6- 1	
3- 1	0- 0	0- 0		HOME		0- 0		0- 0		3- 1	
4- 2	0- 0	0- 0		AWAY		0- 1		1- 1		3- 0	
0- 0	0- 0	0- 0		NEUTRAL		0- 0		0- 0		0- 0	
RPI S	Opponent	Score	RPI S	Opponent	Score	RPI S	Opponent	Score	RPI S	Opponent	Score
			37 A	Missouri	0 3	73 N	Morehead St.	0 3	103 A	Texas Tech	0 3
			38 A	Houston	1 3	77 N	Lipscomb	3 2	122 A	Sam Houston St.	2 3
						88 N	Arkansas St.	0 3	131 A	Ole Miss	0 3
						89 N	Xavier	0 3	134 A	Stephen F. Austin	3 1
						97 N	Northwestern	3 2	143 N	UNLV	0 3
						98 A	Texas St.	1 3	215 H	Texas-Arlington	3 1
									217 N	UALR	3 2
									221 A	Nicholls St.	3 0
									222 A	Northwestern St.	3 2
									222 H	Northwestern St.	1 3
									246 H	Lamar	3 1
									259 H	McNeese St.	3 2
									308 A	Southeastern La.	3 0
									316 A	Ark.-Pine Bluff	3 0
									316 H	Ark.-Pine Bluff	3 0
									325 N	Alcorn St.	3 0
LAST 10 GAMES											
			98 A	Texas St.	1 3	215 H	Texas-Arlington	3 1			
			316 A	Ark.-Pine Bluff	3 0	222 H	Northwestern St.	1 3			
			37 A	Missouri	0 3	316 H	Ark.-Pine Bluff	3 0			
			246 H	Lamar	3 1	308 A	Southeastern La.	3 0			
			259 H	McNeese St.	3 2	221 A	Nicholls St.	3 0			

Non-Div. I Games:

Central Ark.

Average RPI Win:	211	WON-LOST RECORD	WINNING PCT. RANK	LAST 10 GAMES	STRENGTH OF SCHEDULE	OPP. STRENGTH OF SCHEDULE	TEAM RPI	ADJ RPI	CONF. RPI	ADJ CONF. RPI	
DIV. I ONLY		5- 15	.25 281	3- 7	58	91	185	.48609	171	12	12
DIV. I NON-CONF.		2- 9	.18182 290	0- 1	29	93	178	.4894	166	11	11
<hr/>											
TOTALS	RPI 1-25	RPI 26-50		W-L RECORDS	RPI 51-100		RPI 101-150		RPI 150+		
5- 15	0- 2	0- 5		OVERALL	0- 3		1- 5		4- 0		
5- 5	0- 0	0- 2		HOME	0- 1		1- 2		4- 0		
0- 8	0- 2	0- 2		AWAY	0- 2		0- 2		0- 0		
0- 2	0- 0	0- 1		NEUTRAL	0- 0		0- 1		0- 0		
<hr/>											
2- 9	0- 1	0- 3		NON-CONFERENCE	0- 2		0- 3		2- 0		
2- 3	0- 0	0- 1		HOME	0- 0		0- 2		2- 0		
0- 4	0- 1	0- 1		AWAY	0- 2		0- 0		0- 0		
0- 2	0- 0	0- 1		NEUTRAL	0- 0		0- 1		0- 0		
<hr/>											
3- 6	0- 1	0- 2		CONFERENCE	0- 1		1- 2		2- 0		
3- 2	0- 0	0- 1		HOME	0- 1		1- 0		2- 0		
0- 4	0- 1	0- 1		AWAY	0- 0		0- 2		0- 0		
0- 0	0- 0	0- 0		NEUTRAL	0- 0		0- 0		0- 0		
<hr/>											
RPI S	Opponent	Score	RPI S	Opponent	Score	RPI S	Opponent	Score	RPI S	Opponent	Score
15 A	Kentucky	0 3	38 N	Houston	1 3	85 A	UTSA	0 3	107 A	Villanova	0 3
22 A	Cincinnati	0 3	43 H	Ohio St.	0 3	92 H	Seton Hall	1 3	120 A	Georgetown	0 3
			46 A	Baylor	0 3	98 A	Texas St.	0 3	137 N	Loyola Marymount	0 3
			47 H	Notre Dame	0 3				139 H	Valparaiso	2 3
			49 A	Louisville	1 3				141 H	Pittsburgh	3 2
									149 H	Towson	1 3
									211 H	Robert Morris	3 1
									227 H	New Hampshire	3 0
									236 H	Rutgers	3 0
									239 H	DePaul	3 0
<hr/>											
LAST 10 GAMES											
22 A Cincinnati			0 3	120 A Georgetown			0 3				
49 A Louisville			1 3	107 A Villanova			0 3				
141 H Pittsburgh			3 2	92 H Seton Hall			1 3				
47 H Notre Dame			0 3	236 H Rutgers			3 0				
239 H DePaul			3 0	15 A Kentucky			0 3				

Non-Div. I Games:

West Virginia

Average RPI Win: 230		WON-LOST RECORD		WINNING PCT. RANK		LAST 10 GAMES		STRENGTH OF SCHEDULE		OPP. STRENGTH OF SCHEDULE		TEAM RPI		ADJ RPI		CONF. RPI		ADJ CONF. RPI	
DIV. I ONLY		14- 6		.7 62		7- 3		273		244		163		.48419 172		19		19	
DIV. I NON-CONF.		7- 5		.58333 130		0- 2		305		262		223		.43416 229		22		21	
TOTALS		RPI 1-25		RPI 26-50		W-L RECORDS		RPI 51-100		RPI 101-150		RPI 150+							
14- 6		0- 0		0- 0		OVERALL		0- 1		1- 0		13- 5							
5- 1		0- 0		0- 0		HOME		0- 1		1- 0		4- 0							
4- 3		0- 0		0- 0		AWAY		0- 0		0- 0		4- 3							
5- 2		0- 0		0- 0		NEUTRAL		0- 0		0- 0		5- 2							
7- 5		0- 0		0- 0		NON-CONFERENCE		0- 1		0- 0		7- 4							
0- 1		0- 0		0- 0		HOME		0- 1		0- 0		0- 0							
2- 2		0- 0		0- 0		AWAY		0- 0		0- 0		2- 2							
5- 2		0- 0		0- 0		NEUTRAL		0- 0		0- 0		5- 2							
7- 1		0- 0		0- 0		CONFERENCE		0- 0		1- 0		6- 1							
5- 0		0- 0		0- 0		HOME		0- 0		1- 0		4- 0							
2- 1		0- 0		0- 0		AWAY		0- 0		0- 0		2- 1							
0- 0		0- 0		0- 0		NEUTRAL		0- 0		0- 0		0- 0							
RPI	S	Opponent		Score		RPI	S	Opponent		Score		RPI	S	Opponent		Score			
								92	H	Seton Hall	0 3			101	H	Yale	3 1		
														153	A	Columbia	0 3		
														165	H	Dartmouth	3 2		
														174	A	Hofstra	1 3		
														189	H	Harvard	3 2		
														195	A	Lehigh	1 3		
														204	N	Fairfield	3 0		
														212	A	St. John's (NY)	3 2		
														220	N	NJIT	3 1		
														233	A	Penn	3 0		
														233	H	Penn	3 2		
														236	A	Rutgers	3 1		
														251	H	Brown	2 0		
														253	N	Binghamton	1 3		
														268	N	Hartford	3 2		
														277	A	Cornell	3 1		
														302	N	Howard	1 3		
														310	N	La Salle	3 0		
														323	N	St. Francis (NY)	3 1		
LAST 10 GAMES																			
						233	A	Penn	3	0	165	H	Dartmouth	3	2				
						251	H	Brown	2	0	189	H	Harvard	3	2				
						101	H	Yale	3	1	233	H	Penn	3	2				
						277	A	Cornell	3	1	92	H	Seton Hall	0	3				
						153	A	Columbia	0	3	195	A	Lehigh	1	3				

Non-Div. I Games:

Princeton

Average RPI Win:	229	WON-LOST RECORD	WINNING PCT. RANK	LAST 10 GAMES	STRENGTH OF SCHEDULE	OPP. STRENGTH OF SCHEDULE	TEAM RPI	ADJ RPI	CONF. RPI	ADJ CONF. RPI	
DIV. I ONLY		12- 14	.46154 180	1- 9	140	143	174	.48387 173	8	9	
DIV. I NON-CONF.		10- 5	.66667 82	0- 1	156	228	116	.53347 113	8	8	
<hr/>											
TOTALS	RPI 1-25	RPI 26-50		W-L RECORDS	RPI 51-100		RPI 101-150		RPI 150+		
12- 14	0- 2	1- 3		OVERALL	0- 4		0- 1		11- 4		
3- 5	0- 0	1- 2		HOME	0- 2		0- 0		2- 1		
4- 8	0- 2	0- 0		AWAY	0- 2		0- 1		4- 3		
5- 1	0- 0	0- 1		NEUTRAL	0- 0		0- 0		5- 0		
<hr/>											
10- 5	0- 1	0- 2		NON-CONFERENCE	0- 1		0- 1		10- 0		
2- 2	0- 0	0- 1		HOME	0- 1		0- 0		2- 0		
3- 2	0- 1	0- 0		AWAY	0- 0		0- 1		3- 0		
5- 1	0- 0	0- 1		NEUTRAL	0- 0		0- 0		5- 0		
<hr/>											
2- 9	0- 1	1- 1		CONFERENCE	0- 3		0- 0		1- 4		
1- 3	0- 0	1- 1		HOME	0- 1		0- 0		0- 1		
1- 6	0- 1	0- 0		AWAY	0- 2		0- 0		1- 3		
0- 0	0- 0	0- 0		NEUTRAL	0- 0		0- 0		0- 0		
<hr/>											
RPI S	Opponent	Score	RPI S	Opponent	Score	RPI S	Opponent	Score	RPI S	Opponent	Score
4 A	UNI	0 3	30 N	Ball St.	2 3	63 A	Creighton	0 3	139 A	Valparaiso	1 3
22 A	Cincinnati	2 3	39 H	Missouri St.	1 3	63 H	Creighton	0 3	152 A	Belmont	3 1
			41 H	Arizona	1 3	77 H	Lipscomb	1 3	161 A	Drake	1 3
			45 H	Wichita St.	3 2	86 A	Illinois St.	1 3	161 H	Drake	2 3
									194 H	Ill.-Chicago	3 2
									196 N	A&M-Corpus Christi	3 0
									201 A	Southern Ill.	2 3
									225 N	East Tenn. St.	3 1
									230 A	Indiana St.	1 3
									235 A	Bradley	3 0
									252 A	UNC Greensboro	3 0
									263 H	Southeast Mo. St.	3 2
									287 A	Murray St.	3 0
									287 N	Murray St.	3 1
									292 N	Coastal Caro.	3 0
									324 N	N.C. A&T	3 0
<hr/>											
LAST 10 GAMES											
63 A Creighton					0 3	86 A Illinois St.					1 3
161 A Drake					1 3	201 A Southern Ill.					2 3
39 H Missouri St.					1 3	77 H Lipscomb					1 3
45 H Wichita St.					3 2	161 H Drake					2 3
230 A Indiana St.					1 3	63 H Creighton					0 3

Non-Div. I Games:

Evansville

Average RPI Win: 216		WON-LOST RECORD		WINNING PCT. RANK		LAST 10 GAMES		STRENGTH OF SCHEDULE		OPP. STRENGTH OF SCHEDULE		TEAM RPI		ADJ RPI		CONF. RPI		ADJ CONF. RPI	
Average RPI Loss: 127																			
DIV. I ONLY		12- 13		.48 170		3- 7		125		197		166		.48283 174		15		15	
DIV. I NON-CONF.		9- 8		.52941 160		0- 2		188		204		169		.48486 174		15		15	
TOTALS		RPI 1-25		RPI 26-50		W-L RECORDS		RPI 51-100		RPI 101-150		RPI 150+							
12- 13		0- 0		0- 2		OVERALL		2- 5		0- 2		10- 4							
8- 3		0- 0		0- 0		HOME		2- 0		0- 1		6- 2							
2- 7		0- 0		0- 1		AWAY		0- 4		0- 0		2- 2							
2- 3		0- 0		0- 1		NEUTRAL		0- 1		0- 1		2- 0							
9- 8		0- 0		0- 2		NON-CONFERENCE		0- 3		0- 1		9- 2							
6- 0		0- 0		0- 0		HOME		0- 0		0- 0		6- 0							
1- 5		0- 0		0- 1		AWAY		0- 2		0- 0		1- 2							
2- 3		0- 0		0- 1		NEUTRAL		0- 1		0- 1		2- 0							
3- 5		0- 0		0- 0		CONFERENCE		2- 2		0- 1		1- 2							
2- 3		0- 0		0- 0		HOME		2- 0		0- 1		0- 2							
1- 2		0- 0		0- 0		AWAY		0- 2		0- 0		1- 0							
0- 0		0- 0		0- 0		NEUTRAL		0- 0		0- 0		0- 0							
RPI	S	Opponent		Score		RPI	S	Opponent		Score		RPI	S	Opponent		Score			
33	N	Kansas St.		1	3	68	A	Northeastern		0	3	148	N	South Dakota St.		0	3		
39	A	Missouri St.		0	3	68	H	Northeastern		3	2	149	H	Towson		1	3		
						78	A	James Madison		0	3	172	H	Princeton		3	1		
						80	A	UC Davis		1	3	187	A	Long Island		0	3		
						88	N	Arkansas St.		2	3	203	A	George Mason		3	0		
						92	A	Seton Hall		0	3	204	H	Fairfield		3	0		
						96	H	Delaware		3	0	209	H	Georgia St.		1	3		
												220	A	NJIT		2	3		
												226	H	Manhattan		3	0		
												236	H	Rutgers		3	1		
												241	N	Air Force		3	0		
												254	H	UNC Wilmington		2	3		
												269	N	Seattle		3	1		
												273	H	Radford		3	2		
												275	A	Siena		3	1		
												323	H	St. Francis (NY)		3	0		
LAST 10 GAMES																			
68	A	Northeastern		0	3	187	A	Long Island		0	3								
203	A	George Mason		3	0	96	H	Delaware		3	0								
78	A	James Madison		0	3	149	H	Towson		1	3								
254	H	UNC Wilmington		2	3	68	H	Northeastern		3	2								
209	H	Georgia St.		1	3	220	A	NJIT		2	3								

Non-Div. I Games:

Hofstra

Average RPI Win: 261		WON-LOST	WINNING	LAST 10	STRENGTH OF		OPP. STRENGTH	TEAM	ADJ	CONF.	ADJ CONF.
Average RPI Loss: 153		RECORD	PCT. RANK	GAMES	SCHEDULE		OF SCHEDULE	RPI	RPI	RPI	RPI
DIV. I ONLY		13- 8	.61905	106	6- 4		230	269	173	.48264	175
DIV. I NON-CONF.		4- 3	.57143	138	0- 0		121	245	136	.51898	134
TOTALS		RPI 1-25	RPI 26-50		W-L RECORDS		RPI 51-100		RPI 101-150		RPI 150+
13- 8	0- 0	0- 1		OVERALL		0- 3		0- 0		13- 4	
6- 1	0- 0	0- 0		HOME		0- 1		0- 0		6- 0	
5- 6	0- 0	0- 1		AWAY		0- 2		0- 0		5- 3	
2- 1	0- 0	0- 0		NEUTRAL		0- 0		0- 0		2- 1	
4- 3	0- 0	0- 1		NON-CONFERENCE		0- 1		0- 0		4- 1	
0- 0	0- 0	0- 0		HOME		0- 0		0- 0		0- 0	
2- 2	0- 0	0- 1		AWAY		0- 1		0- 0		2- 0	
2- 1	0- 0	0- 0		NEUTRAL		0- 0		0- 0		2- 1	
9- 5	0- 0	0- 0		CONFERENCE		0- 2		0- 0		9- 3	
6- 1	0- 0	0- 0		HOME		0- 1		0- 0		6- 0	
3- 4	0- 0	0- 0		AWAY		0- 1		0- 0		3- 3	
0- 0	0- 0	0- 0		NEUTRAL		0- 0		0- 0		0- 0	
RPI S	Opponent	Score	RPI S	Opponent	Score	RPI S	Opponent	Score	RPI S	Opponent	Score
			28 A	Western Ky.	0 3	62 A	Clemson	0 3	157 N	Troy	1 3
						73 A	Morehead St.	0 3	190 H	UT Martin	3 1
						73 H	Morehead St.	2 3	218 A	Eastern Ky.	3 2
									218 H	Eastern Ky.	3 1
									256 A	Mercer	3 2
									258 A	Jacksonville St.	3 1
									260 A	Austin Peay	0 3
									263 H	Southeast Mo. St.	3 2
									265 N	South Carolina St.	3 0
									278 A	Eastern Ill.	0 3
									278 H	Eastern Ill.	3 0
									285 A	SIU Edwardsville	3 1
									285 H	SIU Edwardsville	3 2
									287 H	Murray St.	3 1
									288 A	Loyola Maryland	3 1
									296 A	Tennessee Tech	2 3
									301 N	Norfolk St.	3 0
LAST 10 GAMES											
			285 A	SIU Edwardsville	3 1	263 H	Southeast Mo. St.	3 2			
			278 A	Eastern Ill.	0 3	287 H	Murray St.	3 1			
			218 H	Eastern Ky.	3 1	73 H	Morehead St.	2 3			
			190 H	UT Martin	3 1	258 A	Jacksonville St.	3 1			
			260 A	Austin Peay	0 3	296 A	Tennessee Tech	2 3			

Non-Div. I Games:

Tennessee St.

Average RPI Win: 270		WON-LOST RECORD		WINNING PCT. RANK		LAST 10 GAMES		STRENGTH OF SCHEDULE		OPP. STRENGTH OF SCHEDULE		TEAM RPI		ADJ RPI		CONF. RPI		ADJ CONF. RPI	
DIV. I ONLY		13- 11		.54167 148		8- 2		212		221		182		.48204 176		29		29	
DIV. I NON-CONF.		5- 10		.33333 239		0- 1		151		144		209		.45889 202		28		28	
TOTALS		RPI 1-25		RPI 26-50		W-L RECORDS		RPI 51-100		RPI 101-150		RPI 150+							
13- 11		0- 1		0- 3		OVERALL		0- 3		0- 2		13- 2							
7- 1		0- 0		0- 0		HOME		0- 0		0- 0		7- 1							
4- 5		0- 0		0- 1		AWAY		0- 2		0- 1		4- 1							
2- 5		0- 1		0- 2		NEUTRAL		0- 1		0- 1		2- 0							
5- 10		0- 1		0- 3		NON-CONFERENCE		0- 3		0- 2		5- 1							
3- 1		0- 0		0- 0		HOME		0- 0		0- 0		3- 1							
0- 4		0- 0		0- 1		AWAY		0- 2		0- 1		0- 0							
2- 5		0- 1		0- 2		NEUTRAL		0- 1		0- 1		2- 0							
8- 1		0- 0		0- 0		CONFERENCE		0- 0		0- 0		8- 1							
4- 0		0- 0		0- 0		HOME		0- 0		0- 0		4- 0							
4- 1		0- 0		0- 0		AWAY		0- 0		0- 0		4- 1							
0- 0		0- 0		0- 0		NEUTRAL		0- 0		0- 0		0- 0							
RPI S	Opponent		Score		RPI S	Opponent		Score		RPI S	Opponent		Score		RPI S	Opponent		Score	
23 N	North Carolina		1	3	29 N	Oregon		0	3	78 A	James Madison		1	3	124 A	North Carolina St.		0	3
					34 A	Western Mich.		0	3	87 A	Georgia		0	3	149 N	Towson		1	3
					40 N	Kansas		0	3	92 N	Seton Hall		1	3	166 A	Winthrop		3	2
															181 H	VCU		0	3
															214 H	UNC Asheville		3	0
															240 A	Campbell		3	0
															264 A	Presbyterian		3	0
															267 N	Florida A&M		3	0
															273 A	Radford		3	2
															274 H	CSU Bakersfield		3	0
															288 A	High Point		0	3
															290 N	Citadel		3	0
															292 H	Coastal Caro.		3	1
															299 H	Gardner-Webb		3	2
															303 H	Saint Francis (PA)		3	0
															306 H	Charleston So.		3	0
															321 H	Rider		3	0
LAST 10 GAMES				LAST 10 GAMES				LAST 10 GAMES				LAST 10 GAMES							
															264 A	Presbyterian		3	0
															166 A	Winthrop		3	2
															306 H	Charleston So.		3	0
															292 H	Coastal Caro.		3	1
															181 H	VCU		0	3
															240 A	Campbell		3	0
															288 A	High Point		0	3
															299 H	Gardner-Webb		3	2
															214 H	UNC Asheville		3	0
															273 A	Radford		3	2

Non-Div. I Games:

Liberty

Average RPI Win:	218	WON-LOST	WINNING	LAST 10	STRENGTH OF	OPP. STRENGTH	TEAM	ADJ	CONF.	ADJ CONF.			
Average RPI Loss:	128	RECORD	PCT. RANK	GAMES	SCHEDULE	OF SCHEDULE	RPI	RPI	RPI	RPI			
DIV. I ONLY	14- 13	.51852	158	4- 6	172	190	171	.4819	177	16	16		
DIV. I NON-CONF.	9- 7	.5625	145	0- 1	114	167	126	.53081	120	17	16		
<hr/>													
TOTALS	RPI 1-25	RPI 26-50		W-L RECORDS	RPI 51-100		RPI 101-150		RPI 150+				
14- 13	0- 2	0- 1		OVERALL	0- 3		2- 3		12- 4				
7- 7	0- 2	0- 0		HOME	0- 2		1- 2		6- 1				
4- 5	0- 0	0- 1		AWAY	0- 1		0- 0		4- 3				
3- 1	0- 0	0- 0		NEUTRAL	0- 0		1- 1		2- 0				
<hr/>													
9- 7	0- 2	0- 1		NON-CONFERENCE	0- 1		2- 3		7- 0				
4- 5	0- 2	0- 0		HOME	0- 1		1- 2		3- 0				
2- 1	0- 0	0- 1		AWAY	0- 0		0- 0		2- 0				
3- 1	0- 0	0- 0		NEUTRAL	0- 0		1- 1		2- 0				
<hr/>													
5- 6	0- 0	0- 0		CONFERENCE	0- 2		0- 0		5- 4				
3- 2	0- 0	0- 0		HOME	0- 1		0- 0		3- 1				
2- 4	0- 0	0- 0		AWAY	0- 1		0- 0		2- 3				
0- 0	0- 0	0- 0		NEUTRAL	0- 0		0- 0		0- 0				
<hr/>													
RPI S	Opponent	Score	RPI S	Opponent	Score	RPI S	Opponent	Score	RPI S	Opponent	Score		
21 H	Oklahoma	0 3	46 A	Baylor	0 3	83 H	FIU	1 3	103 H	Texas Tech	1 3		
22 H	Cincinnati	0 3				88 A	Arkansas St.	0 3	117 N	Houston Baptist	1 3		
						98 H	Texas St.	0 3	122 H	Sam Houston St.	1 3		
									134 H	Stephen F. Austin	3 0		
									149 N	Towson	3 1		
									157 A	Troy	3 1		
									164 H	Kennesaw St.	3 0		
									179 H	Denver	3 1		
									196 A	A&M-Corpus Christi	3 2		
									215 H	Texas-Arlington	3 0		
									217 A	UALR	0 3		
									242 H	Jackson St.	3 0		
									245 A	La.-Monroe	2 3		
									245 H	La.-Monroe	3 2		
									246 A	Lamar	3 1		
									248 A	South Ala.	3 0		
									250 A	La.-Lafayette	1 3		
									250 H	La.-Lafayette	2 3		
									271 H	Fla. Atlantic	3 2		
									279 N	Tex.-Pan American	3 0		
									322 N	Texas Southern	3 0		
<hr/>													
LAST 10 GAMES													
157 A Troy						3	1	179 H Denver				3	1
248 A South Ala.						3	0	88 A Arkansas St.				0	3
250 H La.-Lafayette						2	3	217 A UALR				0	3
245 H La.-Monroe						3	2	250 A La.-Lafayette				1	3
46 A Baylor						0	3	245 A La.-Monroe				2	3

Non-Div. I Games:

North Texas

Average RPI Win:	233	WON-LOST	WINNING	LAST 10	STRENGTH OF	OPP. STRENGTH	TEAM	ADJ	CONF.	ADJ CONF.	
Average RPI Loss:	109	RECORD	PCT. RANK	GAMES	SCHEDULE	OF SCHEDULE	RPI	RPI	RPI	RPI	
DIV. I ONLY	9- 12	.42857	203	3- 7	121	185	181	.48043	178	17	17
DIV. I NON-CONF.	6- 6	.5	164	0- 1	110	196	140	.50803	147	16	17
<hr/>											
TOTALS	RPI 1-25	RPI 26-50		W-L RECORDS	RPI 51-100		RPI 101-150		RPI 150+		
9- 12	0- 0	0- 2		OVERALL	1- 5		0- 3		8- 2		
4- 4	0- 0	0- 1		HOME	0- 2		0- 0		4- 1		
3- 4	0- 0	0- 0		AWAY	1- 2		0- 2		2- 0		
2- 4	0- 0	0- 1		NEUTRAL	0- 1		0- 1		2- 1		
<hr/>											
6- 6	0- 0	0- 1		NON-CONFERENCE	1- 3		0- 1		5- 1		
3- 1	0- 0	0- 0		HOME	0- 1		0- 0		3- 0		
1- 1	0- 0	0- 0		AWAY	1- 1		0- 0		0- 0		
2- 4	0- 0	0- 1		NEUTRAL	0- 1		0- 1		2- 1		
<hr/>											
3- 6	0- 0	0- 1		CONFERENCE	0- 2		0- 2		3- 1		
1- 3	0- 0	0- 1		HOME	0- 1		0- 0		1- 1		
2- 3	0- 0	0- 0		AWAY	0- 1		0- 2		2- 0		
0- 0	0- 0	0- 0		NEUTRAL	0- 0		0- 0		0- 0		
<hr/>											
RPI S	Opponent	Score	RPI S	Opponent	Score	RPI S	Opponent	Score	RPI S	Opponent	Score
			36 H	Dayton	0 3	57 A	Saint Louis	1 3	108 A	Duquesne	2 3
			44 N	Duke	0 3	70 H	Furman	0 3	124 N	North Carolina St.	0 3
						77 A	Lipscomb	0 3	127 A	George Washington	1 3
						84 A	Appalachian St.	3 2	164 N	Kennesaw St.	3 2
						88 N	Arkansas St.	2 3	166 H	Winthrop	3 2
						89 H	Xavier	0 3	202 H	Rhode Island	1 3
									240 H	Campbell	3 1
									247 A	Temple	3 1
									286 H	Fordham	3 1
									288 N	High Point	0 3
									296 N	Tennessee Tech	3 2
									305 H	Morgan St.	3 0
									310 A	La Salle	3 0
<hr/>											
LAST 10 GAMES											
			247 A	Temple	3 1	89 H	Xavier	0 3			
			310 A	La Salle	3 0	127 A	George Washington	1 3			
			286 H	Fordham	3 1	108 A	Duquesne	2 3			
			202 H	Rhode Island	1 3	57 A	Saint Louis	1 3			
			36 H	Dayton	0 3	44 N	Duke	0 3			

Non-Div. I Games:

Charlotte

Average RPI Win: 219		WON-LOST RECORD		WINNING PCT. RANK		LAST 10 GAMES		STRENGTH OF SCHEDULE		OPP. STRENGTH OF SCHEDULE		TEAM RPI		ADJ RPI		CONF. RPI		ADJ CONF. RPI	
DIV. I ONLY		10- 13		.43478 199		6- 4		134		149		179		.48025 179		16		16	
DIV. I NON-CONF.		3- 9		.25 269		0- 0		81		72		199		.46454 197		17		16	
TOTALS		RPI 1-25		RPI 26-50		W-L RECORDS		RPI 51-100		RPI 101-150		RPI 150+							
10- 13		0- 1		1- 1		OVERALL		0- 5		0- 2		9- 4							
5- 8		0- 1		1- 1		HOME		0- 3		0- 1		4- 2							
4- 4		0- 0		0- 0		AWAY		0- 1		0- 1		4- 2							
1- 1		0- 0		0- 0		NEUTRAL		0- 1		0- 0		1- 0							
3- 9		0- 1		1- 1		NON-CONFERENCE		0- 3		0- 2		2- 2							
2- 7		0- 1		1- 1		HOME		0- 2		0- 1		1- 2							
0- 1		0- 0		0- 0		AWAY		0- 0		0- 1		0- 0							
1- 1		0- 0		0- 0		NEUTRAL		0- 1		0- 0		1- 0							
7- 4		0- 0		0- 0		CONFERENCE		0- 2		0- 0		7- 2							
3- 1		0- 0		0- 0		HOME		0- 1		0- 0		3- 0							
4- 3		0- 0		0- 0		AWAY		0- 1		0- 0		4- 2							
0- 0		0- 0		0- 0		NEUTRAL		0- 0		0- 0		0- 0							
RPI	S	Opponent		Score		RPI	S	Opponent		Score		RPI	S	Opponent		Score			
13	H	Purdue		1	3	37	H	Missouri		0	3	72	N	Milwaukee		2	3		
						42	H	Colorado St.		3	1	80	H	UC Davis		2	3		
												83	H	FIU		1	3		
												85	H	UTSA		1	3		
												88	A	Arkansas St.		1	3		
														Arizona St.		0	3		
														Northern Colo.		0	3		
														Troy		1	3		
														Drake		2	3		
														North Texas		1	3		
														San Jose St.		3	1		
														UALR		3	0		
														Air Force		3	2		
														La.-Monroe		3	2		
														La.-Monroe		3	0		
														South Ala.		3	1		
														La.-Lafayette		3	0		
														La.-Lafayette		3	0		
														Bryant		2	3		
														Fla. Atlantic		3	0		
						LAST 10 GAMES													
						248	A	South Ala.		3	1	217	A	UALR		3	0		
						157	A	Troy		1	3	88	A	Arkansas St.		1	3		
						245	H	La.-Monroe		3	0	245	A	La.-Monroe		3	2		
						250	H	La.-Lafayette		3	0	250	A	La.-Lafayette		3	0		
						177	A	North Texas		1	3	83	H	FIU		1	3		

Non-Div. I Games:

Denver

Average RPI Win:		192	WON-LOST	WINNING	LAST 10	STRENGTH OF		OPP. STRENGTH	TEAM	ADJ	CONF.	ADJ CONF.
Average RPI Loss:		109	RECORD	PCT. RANK	GAMES	SCHEDULE		OF SCHEDULE	RPI	RPI	RPI	RPI
DIV. I ONLY			9- 13	.40909	210	4- 6		133	126	183	.4795	180
DIV. I NON-CONF.			5- 8	.38462	224	0- 1		131	129	189	.48	181
TOTALS			RPI 1-25	RPI 26-50		W-L RECORDS		RPI 51-100		RPI 101-150		RPI 150+
9- 13	0- 1			0- 0		OVERALL		1- 5		2- 4		6- 3
3- 4	0- 0			0- 0		HOME		0- 2		1- 1		2- 1
3- 5	0- 1			0- 0		AWAY		1- 1		1- 2		1- 1
3- 4	0- 0			0- 0		NEUTRAL		0- 2		0- 1		3- 1
5- 8	0- 0			0- 0		NON-CONFERENCE		1- 4		1- 3		3- 1
0- 3	0- 0			0- 0		HOME		0- 2		0- 1		0- 0
2- 1	0- 0			0- 0		AWAY		1- 0		1- 1		0- 0
3- 4	0- 0			0- 0		NEUTRAL		0- 2		0- 1		3- 1
4- 5	0- 1			0- 0		CONFERENCE		0- 1		1- 1		3- 2
3- 1	0- 0			0- 0		HOME		0- 0		1- 0		2- 1
1- 4	0- 1			0- 0		AWAY		0- 1		0- 1		1- 1
0- 0	0- 0			0- 0		NEUTRAL		0- 0		0- 0		0- 0
RPI S	Opponent	Score	RPI S	Opponent	Score	RPI S	Opponent	Score	RPI S	Opponent	Score	
7	A Hawaii	0 3				52	A New Mexico St.	0 3	114	A Arizona St.	3 1	
						65	H UC Santa Barbara	1 3	130	A Idaho	0 3	
						66	H North Dakota	0 3	130	H Idaho	3 2	
						72	N Milwaukee	1 3	137	N Loyola Marymount	1 3	
						74	A Pacific	3 1	138	H Sacramento St.	1 3	
						99	N New Mexico	1 3	144	A Northern Ariz.	0 3	
									154	H Fresno St.	2 3	
									168	A Utah St.	0 3	
									168	H Utah St.	3 1	
									179	N Denver	1 3	
									186	N UC Riverside	3 1	
									244	H Nevada	3 0	
									257	A Louisiana Tech	3 0	
									274	N CSU Bakersfield	3 0	
									281	N Hampton	3 0	
LAST 10 GAMES												
			130	H Idaho	3 2		138	H Sacramento St.	1 3			
			168	H Utah St.	3 1		244	H Nevada	3 0			
				52	A New Mexico St.	0 3		154	H Fresno St.	2 3		
				257	A Louisiana Tech	3 0		130	A Idaho	0 3		
				7	A Hawaii	0 3		168	A Utah St.	0 3		

Non-Div. I Games:

San Jose St.

Average RPI Win: 232		WON-LOST	WINNING	LAST 10	STRENGTH OF		OPP. STRENGTH	TEAM	ADJ	CONF.	ADJ CONF.
Average RPI Loss: 96		RECORD	PCT. RANK	GAMES	SCHEDULE		OF SCHEDULE	RPI	RPI	RPI	RPI
DIV. I ONLY		10- 14	.41667	207	6- 4		131	150	184	.47899	181
DIV. I NON-CONF.		6- 9	.4	219	2- 0		127	131	179	.48798	169
TOTALS		RPI 1-25	RPI 26-50		W-L RECORDS		RPI 51-100		RPI 101-150		RPI 150+
10- 14	0- 1	0- 3		OVERALL		0- 5		2- 3		8- 2	
5- 3	0- 0	0- 0		HOME		0- 2		1- 1		4- 0	
3- 7	0- 1	0- 1		AWAY		0- 1		0- 2		3- 2	
2- 4	0- 0	0- 2		NEUTRAL		0- 2		1- 0		1- 0	
6- 9	0- 1	0- 3		NON-CONFERENCE		0- 2		1- 3		5- 0	
3- 1	0- 0	0- 0		HOME		0- 0		0- 1		3- 0	
1- 4	0- 1	0- 1		AWAY		0- 0		0- 2		1- 0	
2- 4	0- 0	0- 2		NEUTRAL		0- 2		1- 0		1- 0	
4- 5	0- 0	0- 0		CONFERENCE		0- 3		1- 0		3- 2	
2- 2	0- 0	0- 0		HOME		0- 2		1- 0		1- 0	
2- 3	0- 0	0- 0		AWAY		0- 1		0- 0		2- 2	
0- 0	0- 0	0- 0		NEUTRAL		0- 0		0- 0		0- 0	
RPI S	Opponent	Score		RPI S	Opponent	Score		RPI S	Opponent	Score	
13 A	Purdue	0 3		30 N	Ball St.	1 3		78 A	James Madison	1 3	
				31 A	Michigan St.	1 3		78 H	James Madison	0 3	
				46 N	Baylor	0 3		89 N	Xavier	0 3	
								96 H	Delaware	1 3	
								99 N	Sacred Heart	2 3	

Average RPI Win:	200	WON-LOST RECORD	WINNING PCT. RANK	LAST 10 GAMES	STRENGTH OF SCHEDULE	OPP. STRENGTH OF SCHEDULE	TEAM RPI	ADJ RPI	CONF. RPI	ADJ CONF. RPI	
DIV. I ONLY		5- 15	.25 281	1- 9	71	73	190	.47876 182	5	5	
DIV. I NON-CONF.		3- 6	.33333 239	0- 0	99	155	195	.47894 186	5	5	
<hr/>											
TOTALS	RPI 1-25	RPI 26-50		W-L RECORDS	RPI 51-100		RPI 101-150		RPI 150+		
5- 15	0- 2	1- 2		OVERALL	0- 7		1- 3		3- 1		
5- 7	0- 1	1- 0		HOME	0- 3		1- 3		3- 0		
0- 6	0- 1	0- 2		AWAY	0- 2		0- 0		0- 1		
0- 2	0- 0	0- 0		NEUTRAL	0- 2		0- 0		0- 0		
<hr/>											
3- 6	0- 0	0- 1		NON-CONFERENCE	0- 4		0- 1		3- 0		
3- 2	0- 0	0- 0		HOME	0- 1		0- 1		3- 0		
0- 2	0- 0	0- 1		AWAY	0- 1		0- 0		0- 0		
0- 2	0- 0	0- 0		NEUTRAL	0- 2		0- 0		0- 0		
<hr/>											
2- 9	0- 2	1- 1		CONFERENCE	0- 3		1- 2		0- 1		
2- 5	0- 1	1- 0		HOME	0- 2		1- 2		0- 0		
0- 4	0- 1	0- 1		AWAY	0- 1		0- 0		0- 1		
0- 0	0- 0	0- 0		NEUTRAL	0- 0		0- 0		0- 0		
<hr/>											
RPI S	Opponent	Score	RPI S	Opponent	Score	RPI S	Opponent	Score	RPI S	Opponent	Score
9	A Florida St.	2 <div>3</div>	27	A Miami (FL)	0 <div>3</div>	59	H Georgia Tech	1 <div>3</div>	120	H Georgetown	0 <div>3</div>
23	H North Carolina	1 <div>3</div>	28	A Western Ky.	0 <div>3</div>	60	A Virginia Tech	2 <div>3</div>	124	H North Carolina St.	0 <div>3</div>
			44	H Duke	3 1	62	H Clemson	1 <div>3</div>	129	H Maryland	3 0
						67	H Arkansas	0 <div>3</div>	146	H Boston College	0 <div>3</div>
						82	N LSU	0 <div>3</div>	155	A Virginia	1 <div>3</div>
						84	A Appalachian St.	0 <div>3</div>	231	H North Florida	3 0
						89	N Xavier	1 <div>3</div>	288	H High Point	3 0
									306	H Charleston So.	3 1
<hr/>											
LAST 10 GAMES											
	23	H North Carolina	1 <div>3</div>	60	A Virginia Tech	2 <div>3</div>					
	124	H North Carolina St.	0 <div>3</div>	9	A Florida St.	2 <div>3</div>					
	146	H Boston College	0 <div>3</div>	27	A Miami (FL)	0 <div>3</div>					
	129	H Maryland	3 0	59	H Georgia Tech	1 <div>3</div>					
	155	A Virginia	1 <div>3</div>	62	H Clemson	1 <div>3</div>					

Non-Div. I Games:

Wake Forest

Average RPI Win:		168	WON-LOST RECORD		WINNING PCT. RANK	LAST 10 GAMES	STRENGTH OF SCHEDULE		OPP. STRENGTH OF SCHEDULE	TEAM RPI	ADJ RPI	CONF. RPI	ADJ CONF. RPI
Average RPI Loss:		124	10- 13		.43478 199	3- 6	136		113	175	.47696 183	14	14
DIV. I ONLY			5- 6		.45455 191	1- 0	154		55	163	.49325 162	14	14
DIV. I NON-CONF.													
TOTALS		RPI 1-25	RPI 26-50		W-L RECORDS		RPI 51-100		RPI 101-150		RPI 150+		
10- 13		0- 1	0- 2		OVERALL		1- 3		3- 2		6- 5		
4- 4		0- 0	0- 1		HOME		0- 1		1- 1		3- 1		
3- 5		0- 0	0- 0		AWAY		1- 2		0- 1		2- 2		
3- 4		0- 1	0- 1		NEUTRAL		0- 0		2- 0		1- 2		
5- 6		0- 1	0- 1		NON-CONFERENCE		0- 1		2- 1		3- 2		
1- 0		0- 0	0- 0		HOME		0- 0		0- 0		1- 0		
1- 2		0- 0	0- 0		AWAY		0- 1		0- 1		1- 0		
3- 4		0- 1	0- 1		NEUTRAL		0- 0		2- 0		1- 2		
5- 7		0- 0	0- 1		CONFERENCE		1- 2		1- 1		3- 3		
3- 4		0- 0	0- 1		HOME		0- 1		1- 1		2- 1		
2- 3		0- 0	0- 0		AWAY		1- 1		0- 0		1- 2		
0- 0		0- 0	0- 0		NEUTRAL		0- 0		0- 0		0- 0		
RPI S	Opponent	Score	RPI S	Opponent	Score	RPI S	Opponent	Score	RPI S	Opponent	Score		
23 N	Northern Ill.	0 3	35 N	Marquette	1 3	61 A	Oral Roberts	3 2	110 N	Oregon St.	3 2		
			50 H	North Dakota St.	0 3	61 H	Oral Roberts	2 3	111 A	Wyoming	0 3		
						63 A	Creighton	1 3	116 H	IUPUI	1 3		
						76 A	IPFW	0 3	130 N	Idaho	3 1		
									148 H	South Dakota St.	3 1		
									159 A	Oakland	1 3		
									161 H	Drake	3 2		
									162 N	Cal St. Fullerton	3 2		
									197 A	Montana	3 0		
									199 N	Gonzaga	1 3		
									228 H	Western Ill.	3 1		
									234 A	Southern Utah	3 2		
									234 H	Southern Utah	2 3		
									239 N	DePaul	2 3		
									249 A	UMKC	2 3		
									249 H	UMKC	3 0		
			LAST 10 GAMES										
			249 A	UMKC	2 3	76 A	IPFW	0 3					
			161 H	Drake	3 2	148 H	South Dakota St.	3 1					
			61 H	Oral Roberts	2 3	228 H	Western Ill.	3 1					
			234 H	Southern Utah	2 3	116 H	IUPUI	1 3					
			159 A	Oakland	1 3	249 H	UMKC	3 0					

Non-Div. I Games: Neb. Omaha 3 0 Neb. Omaha 3 0

South Dakota

Average RPI Win: 244		WON-LOST	WINNING	LAST 10	STRENGTH OF		OPP. STRENGTH	TEAM	ADJ	CONF.	ADJ CONF.
Average RPI Loss: 161		RECORD	PCT. RANK	GAMES	SCHEDULE		OF SCHEDULE	RPI	RPI	RPI	RPI
DIV. I ONLY		16- 10	.61538	110	223		272	170	.47649	184	18
DIV. I NON-CONF.		12- 4	.75	56	283		298	162	.48727	170	23
TOTALS		RPI 1-25	RPI 26-50		W-L RECORDS		RPI 51-100		RPI 101-150		RPI 150+
16- 10	0- 0	0- 0		OVERALL		1- 2		1- 3		14- 5	
6- 2	0- 0	0- 0		HOME		1- 0		0- 1		5- 1	
4- 7	0- 0	0- 0		AWAY		0- 2		0- 2		4- 3	
6- 1	0- 0	0- 0		NEUTRAL		0- 0		1- 0		5- 1	
12- 4	0- 0	0- 0		NON-CONFERENCE		0- 0		1- 1		11- 3	
3- 1	0- 0	0- 0		HOME		0- 0		0- 0		3- 1	
3- 2	0- 0	0- 0		AWAY		0- 0		0- 1		3- 1	
6- 1	0- 0	0- 0		NEUTRAL		0- 0		1- 0		5- 1	
4- 6	0- 0	0- 0		CONFERENCE		1- 2		0- 2		3- 2	
3- 1	0- 0	0- 0		HOME		1- 0		0- 1		2- 0	
1- 5	0- 0	0- 0		AWAY		0- 2		0- 1		1- 2	
0- 0	0- 0	0- 0		NEUTRAL		0- 0		0- 0		0- 0	
RPI S	Opponent	Score	RPI S	Opponent	Score	RPI S	Opponent	Score	RPI S	Opponent	Score
						70 A Furman	0 3		102 A South Carolina	1 3	
						79 A Samford	1 3		105 N Central Mich.	3 1	
						84 H Appalachian St.	3 1		119 A Col. of Charleston	0 3	
									133 H Ga. Southern	1 3	
									158 N Fla. Gulf Coast	3 2	
									166 H Winthrop	1 3	
									193 A Butler	1 3	
									205 H Davidson	3 0	
									214 N UNC Asheville	0 3	
									229 H Western Caro.	3 0	
									240 H Campbell	3 1	
									240 N Campbell	3 0	
									252 A UNC Greensboro	2 3	
									260 N Austin Peay	3 1	
									273 H Radford	3 0	
									276 A Wofford	3 0	
									281 N Hampton	3 0	
									282 A Chattanooga	1 3	
									288 A High Point	3 0	
									299 N Gardner-Webb	3 1	
									320 A N.C. Central	3 0	
									320 H N.C. Central	3 1	
									324 A N.C. A&T	3 0	
LAST 10 GAMES											
						70 A Furman	0 3		282 A Chattanooga	1 3	
						276 A Wofford	3 0		79 A Samford	1 3	
						324 A N.C. A&T	3 0		84 H Appalachian St.	3 1	
						133 H Ga. Southern	1 3		229 H Western Caro.	3 0	
						205 H Davidson	3 0		119 A Col. of Charleston	0 3	

Non-Div. I Games:

Elon

Average RPI Win:		254	WON-LOST RECORD		WINNING PCT. RANK		LAST 10 GAMES		STRENGTH OF SCHEDULE		OPP. STRENGTH OF SCHEDULE		TEAM RPI		ADJ RPI		CONF. RPI		ADJ CONF. RPI				
Average RPI Loss:		96																					
DIV. I ONLY			11- 12		.47826 173		3- 7		196		164		187		.47611 185		12		12				
DIV. I NON-CONF.			10- 5		.66667 82		2- 0		262		222		164		.49278 164		11		11				
TOTALS		RPI 1-25		RPI 26-50		W-L RECORDS		RPI 51-100		RPI 101-150		RPI 150+											
11- 12		0- 1		0- 2		OVERALL		0- 3		0- 4		11- 2											
6- 3		0- 0		0- 1		HOME		0- 1		0- 1		6- 0											
1- 7		0- 1		0- 1		AWAY		0- 2		0- 2		1- 1											
4- 2		0- 0		0- 0		NEUTRAL		0- 0		0- 1		4- 1											
10- 5		0- 0		0- 0		NON-CONFERENCE		0- 3		0- 1		10- 1											
5- 1		0- 0		0- 0		HOME		0- 1		0- 0		5- 0											
1- 2		0- 0		0- 0		AWAY		0- 2		0- 0		1- 0											
4- 2		0- 0		0- 0		NEUTRAL		0- 0		0- 1		4- 1											
1- 7		0- 1		0- 2		CONFERENCE		0- 0		0- 3		1- 1											
1- 2		0- 0		0- 1		HOME		0- 0		0- 1		1- 0											
0- 5		0- 1		0- 1		AWAY		0- 0		0- 2		0- 1											
0- 0		0- 0		0- 0		NEUTRAL		0- 0		0- 0		0- 0											
RPI	S	Opponent		Score		RPI	S	Opponent		Score		RPI	S	Opponent		Score							
22	A	Cincinnati		0 3		35	H	Marquette		1 3		55	A	TCU		0 3		103	N	Texas Tech		0 3	
						49	A	Louisville		0 3		60	A	Virginia Tech		1 3		107	A	Villanova		1 3	
												99	H	Sacred Heart		1 3		118	H	Syracuse		0 3	
																		120	A	Georgetown		2 3	
																		151	A	South Fla.		2 3	
																		155	N	Virginia		3 1	
																		204	N	Fairfield		3 1	
																		212	H	St. John's (NY)		3 1	
																		227	A	New Hampshire		3 0	
																		230	N	Indiana St.		0 3	
																		253	H	Binghamton		3 0	
																		268	H	Hartford		3 0	
																		282	N	Chattanooga		3 0	
																		284	H	Holy Cross		3 0	
																		286	H	Fordham		3 1	
																		302	H	Howard		3 0	
																		318	N	Grambling		3 0	
LAST 10 GAMES																							
120 A Georgetown						2 3						268 H Hartford						3 0					
107 A Villanova						1 3						118 H Syracuse						0 3					
212 H St. John's (NY)						3 1						35 H Marquette						1 3					
286 H Fordham						3 1						49 A Louisville						0 3					
151 A South Fla.						2 3						22 A Cincinnati						0 3					

Average RPI Win:		146	WON-LOST	WINNING	LAST 10	STRENGTH OF		OPP. STRENGTH	TEAM	ADJ	CONF.	ADJ CONF.
Average RPI Loss:		100	RECORD	PCT. RANK	GAMES	SCHEDULE		OF SCHEDULE	RPI	RPI	RPI	RPI
DIV. I ONLY			5- 17	.22727	290	2- 8		47	125	189	.47508	186
DIV. I NON-CONF.			3- 11	.21429	283	0- 2		30	132	173	.48641	172
TOTALS		RPI 1-25	RPI 26-50		W-L RECORDS		RPI 51-100		RPI 101-150		RPI 150+	
5- 17	0- 2		0- 1		OVERALL		2- 7		1- 4		2- 3	
1- 5	0- 0		0- 0		HOME		1- 1		0- 2		0- 2	
1- 6	0- 2		0- 0		AWAY		1- 2		0- 2		0- 0	
3- 6	0- 0		0- 1		NEUTRAL		0- 4		1- 0		2- 1	
3- 11	0- 2		0- 1		NON-CONFERENCE		0- 5		1- 1		2- 2	
0- 2	0- 0		0- 0		HOME		0- 1		0- 0		0- 1	
0- 3	0- 2		0- 0		AWAY		0- 0		0- 1		0- 0	
3- 6	0- 0		0- 1		NEUTRAL		0- 4		1- 0		2- 1	
2- 6	0- 0		0- 0		CONFERENCE		2- 2		0- 3		0- 1	
1- 3	0- 0		0- 0		HOME		1- 0		0- 2		0- 1	
1- 3	0- 0		0- 0		AWAY		1- 2		0- 1		0- 0	
0- 0	0- 0		0- 0		NEUTRAL		0- 0		0- 0		0- 0	
RPI S	Opponent	Score	RPI S	Opponent	Score	RPI S	Opponent	Score	RPI S	Opponent	Score	
18 A	San Diego	0 3	39 N	Missouri St.	0 3	51 H	Long Beach St.	3 2	121 H	UC Irvine	0 3	
25 A	California	0 3				54 N	BYU	0 3	126 A	Utah	1 3	
						65 A	UC Santa Barbara	3 2	137 N	Loyola Marymount	3 0	
						68 N	Northeastern	2 3	140 A	Cal St. Northridge	2 3	
						69 N	Eastern Mich.	0 3	140 H	Cal St. Northridge	0 3	
						74 A	Pacific	0 3	162 H	Cal St. Fullerton	2 3	
						80 A	UC Davis	0 3	180 N	San Jose St.	1 3	
						83 N	FIU	0 3	204 N	Fairfield	3 2	
						94 H	San Diego St.	1 3	232 H	UMBC	1 3	
									274 N	CSU Bakersfield	3 0	
LAST 10 GAMES						51 H	Long Beach St.	3 2				
140 A	Cal St. Northridge	2 3	162 H	Cal St. Fullerton	2 3							
65 A	UC Santa Barbara	3 2	94 H	San Diego St.	1 3							
121 H	UC Irvine	0 3	140 H	Cal St. Northridge	0 3							
74 A	Pacific	0 3	180 N	San Jose St.	1 3							
80 A	UC Davis	0 3										

Non-Div. I Games:

UC Riverside

Average RPI Win:	247	WON-LOST RECORD	WINNING PCT. RANK	LAST 10 GAMES	STRENGTH OF SCHEDULE	OPP. STRENGTH OF SCHEDULE	TEAM RPI	ADJ RPI	CONF. RPI	ADJ CONF. RPI		
DIV. I ONLY		14- 11	.56	139	9- 1	228	199	178	.47507	187	28	28
DIV. I NON-CONF.		6- 10	.375	227	1- 1	116	106	181	.47499	191	29	29
<hr/>												
TOTALS	RPI 1-25	RPI 26-50		W-L RECORDS		RPI 51-100		RPI 101-150		RPI 150+		
14- 11	0- 3	0- 0		OVERALL		1- 2		0- 1		13- 5		
8- 3	0- 0	0- 0		HOME		1- 0		0- 1		7- 2		
4- 4	0- 1	0- 0		AWAY		0- 1		0- 0		4- 2		
2- 4	0- 2	0- 0		NEUTRAL		0- 1		0- 0		2- 1		
6- 10	0- 3	0- 0		NON-CONFERENCE		0- 2		0- 1		6- 4		
4- 2	0- 0	0- 0		HOME		0- 0		0- 1		4- 1		
0- 4	0- 1	0- 0		AWAY		0- 1		0- 0		0- 2		
2- 4	0- 2	0- 0		NEUTRAL		0- 1		0- 0		2- 1		
8- 1	0- 0	0- 0		CONFERENCE		1- 0		0- 0		7- 1		
4- 1	0- 0	0- 0		HOME		1- 0		0- 0		3- 1		
4- 0	0- 0	0- 0		AWAY		0- 0		0- 0		4- 0		
0- 0	0- 0	0- 0		NEUTRAL		0- 0		0- 0		0- 0		
RPI	S	Opponent	Score	RPI	S	Opponent	Score	RPI	S	Opponent	Score	
11	A	Penn St.	0 3					81	N	Cal Poly	0 3	
18	N	San Diego	0 3					92	A	Seton Hall	0 3	
25	N	California	0 3					99	H	Sacred Heart	3 2	
										118	H Syracuse	1 3
										154	A Fresno St.	0 3
										155	A Virginia	0 3
										158	N Fla. Gulf Coast	1 3
										174	H Hofstra	3 0
										195	H Lehigh	3 1
										207	A Central Conn. St.	3 1
										211	H Robert Morris	1 3
										212	H St. John's (NY)	3 2
										219	H Stony Brook	0 3
										236	N Rutgers	3 0
										247	H Temple	3 1
										266	N East Carolina	3 1
										270	A Bryant	3 0
										298	A Quinnipiac	3 0
										298	H Quinnipiac	3 0
										303	H Saint Francis (PA)	3 0
										323	A St. Francis (NY)	3 0
										323	H St. Francis (NY)	3 0
LAST 10 GAMES												

Non-Div. I Games:

Long Island

Average RPI Win: 169		WON-LOST RECORD		WINNING PCT. RANK		LAST 10 GAMES		STRENGTH OF SCHEDULE		OPP. STRENGTH OF SCHEDULE		TEAM RPI		ADJ RPI		CONF. RPI		ADJ CONF. RPI	
DIV. I ONLY		8- 14		.36364 233		3- 7		142		83		193		.47473 188		6		6	
DIV. I NON-CONF.		6- 7		.46154 186		1- 0		187		99		182		.48431 176		6		6	
TOTALS		RPI 1-25		RPI 26-50		W-L RECORDS		RPI 51-100		RPI 101-150		RPI 150+							
8- 14		0- 3		1- 0		OVERALL		1- 4		1- 5		5- 2							
6- 7		0- 2		0- 0		HOME		1- 1		1- 3		4- 1							
1- 4		0- 1		1- 0		AWAY		0- 2		0- 0		0- 1							
1- 3		0- 0		0- 0		NEUTRAL		0- 1		0- 2		1- 0							
6- 7		0- 1		1- 0		NON-CONFERENCE		0- 2		1- 3		4- 1							
4- 3		0- 1		0- 0		HOME		0- 0		1- 1		3- 1							
1- 1		0- 0		1- 0		AWAY		0- 1		0- 0		0- 0							
1- 3		0- 0		0- 0		NEUTRAL		0- 1		0- 2		1- 0							
2- 7		0- 2		0- 0		CONFERENCE		1- 2		0- 2		1- 1							
2- 4		0- 1		0- 0		HOME		1- 1		0- 2		1- 0							
0- 3		0- 1		0- 0		AWAY		0- 1		0- 0		0- 1							
0- 0		0- 0		0- 0		NEUTRAL		0- 0		0- 0		0- 0							
RPI	S	Opponent		Score		RPI	S	Opponent		Score		RPI	S	Opponent		Score			
17	H	Pepperdine		2	3	47	A	Notre Dame		3	2	54	H	BYU		1	3		
18	A	San Diego		0	3							71	H	San Francisco		3	2		
20	H	Texas A&M		1	3							75	A	St. Mary's (CA)		1	3		
												77	N	Lipscomb		2	3		
												94	A	San Diego St.		2	3		
												104	H	Santa Clara		1	3		
												113	H	Washington St.		2	3		
												121	N	UC Irvine		0	3		
												130	H	Idaho		3	1		
												137	H	Loyola Marymount		2	3		
												139	N	Valparaiso		0	3		
												193	H	Butler		3	1		
												199	A	Gonzaga		2	3		
												199	H	Gonzaga		3	2		
												200	H	Portland St.		3	1		
												244	H	Nevada		2	3		
												244	N	Nevada		3	2		
												269	H	Seattle		3	0		
						LAST 10 GAMES													
						199	H	Gonzaga		3	2	71	H	San Francisco		3	2		
						54	H	BYU		1	3	104	H	Santa Clara		1	3		
						199	A	Gonzaga		2	3	137	H	Loyola Marymount		2	3		
						75	A	St. Mary's (CA)		1	3	17	H	Pepperdine		2	3		
						18	A	San Diego		0	3	130	H	Idaho		3	1		

Non-Div. I Games:

Portland

Average RPI Win: 248		WON-LOST	WINNING	LAST 10	STRENGTH OF		OPP. STRENGTH	TEAM	ADJ	CONF.	ADJ CONF.
Average RPI Loss: 161		RECORD	PCT. RANK	GAMES	SCHEDULE		OF SCHEDULE	RPI	RPI	RPI	RPI
DIV. I ONLY		10- 8	.55556	141	3- 6		204	248	177	.47433	189
DIV. I NON-CONF.		7- 3	.7	71	0- 1		223	257	139	.50978	143
TOTALS		RPI 1-25	RPI 26-50		W-L RECORDS		RPI 51-100		RPI 101-150		RPI 150+
10- 8	0- 0	0- 0		OVERALL		0- 1		0- 2		10- 5	
5- 3	0- 0	0- 0		HOME		0- 1		0- 0		5- 2	
4- 3	0- 0	0- 0		AWAY		0- 0		0- 1		4- 2	
1- 2	0- 0	0- 0		NEUTRAL		0- 0		0- 1		1- 1	
7- 3	0- 0	0- 0		NON-CONFERENCE		0- 1		0- 1		7- 1	
4- 1	0- 0	0- 0		HOME		0- 1		0- 0		4- 0	
2- 0	0- 0	0- 0		AWAY		0- 0		0- 0		2- 0	
1- 2	0- 0	0- 0		NEUTRAL		0- 0		0- 1		1- 1	
3- 5	0- 0	0- 0		CONFERENCE		0- 0		0- 1		3- 4	
1- 2	0- 0	0- 0		HOME		0- 0		0- 0		1- 2	
2- 3	0- 0	0- 0		AWAY		0- 0		0- 1		2- 2	
0- 0	0- 0	0- 0		NEUTRAL		0- 0		0- 0		0- 0	
RPI S	Opponent	Score	RPI S	Opponent	Score	RPI S	Opponent	Score	RPI S	Opponent	Score
						68 H	Northeastern	1 3	101 A	Yale	0 3
									119 N	Col. of Charleston	2 3
									153 H	Columbia	3 0
									165 A	Dartmouth	1 3
									165 H	Dartmouth	2 3
									172 A	Princeton	2 3
									209 A	Georgia St.	3 2
									223 N	Md.-East. Shore	0 3
									227 H	New Hampshire	3 2
									233 A	Penn	3 2
									251 A	Brown	3 1
									258 H	Jacksonville St.	3 0
									270 A	Bryant	3 1
									277 H	Cornell	1 3
									284 H	Holy Cross	3 0
									284 N	Holy Cross	3 0
									309 H	Navy	3 0
LAST 10 GAMES											
						165 A	Dartmouth	1 3	233 A	Penn	3 2
						153 H	Columbia	3 0	172 A	Princeton	2 3
						277 H	Cornell	1 3	165 H	Dartmouth	2 3
						101 A	Yale	0 3	68 H	Northeastern	1 3
						251 A	Brown	3 1	309 H	Navy	3 0

Non-Div. I Games:

Harvard

Average RPI Win:	259	WON-LOST	WINNING		LAST 10		STRENGTH OF		OPP. STRENGTH		TEAM	ADJ	CONF.	ADJ CONF.			
Average RPI Loss:	135	RECORD	PCT. RANK		GAMES		SCHEDULE		OF SCHEDULE		RPI	RPI	RPI	RPI			
DIV. I ONLY		15- 9	.625	101	8- 2		275		233		188	.46823	190	27	27		
DIV. I NON-CONF.		5- 5	.5	164	0- 0		254		191		207	.45451	207	25	25		
TOTALS		RPI 1-25		RPI 26-50		W-L RECORDS		RPI 51-100		RPI 101-150		RPI 150+					
15- 9		0- 0		0- 0		OVERALL		1- 4		0- 1		14- 4					
7- 4		0- 0		0- 0		HOME		0- 3		0- 1		7- 0					
5- 4		0- 0		0- 0		AWAY		1- 1		0- 0		4- 3					
3- 1		0- 0		0- 0		NEUTRAL		0- 0		0- 0		3- 1					
5- 5		0- 0		0- 0		NON-CONFERENCE		1- 2		0- 1		4- 2					
0- 3		0- 0		0- 0		HOME		0- 2		0- 1		0- 0					
2- 1		0- 0		0- 0		AWAY		1- 0		0- 0		1- 1					
3- 1		0- 0		0- 0		NEUTRAL		0- 0		0- 0		3- 1					
10- 4		0- 0		0- 0		CONFERENCE		0- 2		0- 0		10- 2					
7- 1		0- 0		0- 0		HOME		0- 1		0- 0		7- 0					
3- 3		0- 0		0- 0		AWAY		0- 1		0- 0		3- 2					
0- 0		0- 0		0- 0		NEUTRAL		0- 0		0- 0		0- 0					
RPI	S	Opponent	Score	RPI	S	Opponent	Score	RPI	S	Opponent	Score	RPI	S	Opponent	Score		
								58	H	UAB	1	3	134	H	Stephen F. Austin	1	3
								73	A	Morehead St.	0	3	152	N	Belmont	2	3
								73	H	Morehead St.	1	3	175	A	Tennessee St.	1	3
								86	H	Illinois St.	0	3	201	N	Southern Ill.	3	2
								93	A	Mississippi St.	3	1	218	A	Eastern Ky.	1	3
													218	H	Eastern Ky.	3	0
													249	A	UMKC	0	3
													258	A	Jacksonville St.	3	1
													258	H	Jacksonville St.	3	2
													260	A	Austin Peay	3	1
													263	H	Southeast Mo. St.	3	1
													278	H	Eastern Ill.	3	0
													285	H	SIU Edwardsville	3	1
													287	H	Murray St.	3	1
													293	A	Alabama A&M	3	1
													295	N	Montana St.	3	0
													296	A	Tennessee Tech	3	1
													296	H	Tennessee Tech	3	1
													308	N	Southeastern La.	3	0
				LAST 10 GAMES													
				218 H Eastern Ky.				3	0	258 H Jacksonville St.				3	2		
				73 H Morehead St.				1	3	285 H SIU Edwardsville				3	1		
				296 H Tennessee Tech				3	1	278 H Eastern Ill.				3	0		
				175 A Tennessee St.				1	3	287 H Murray St.				3	1		
				260 A Austin Peay				3	1	263 H Southeast Mo. St.				3	1		

Non-Div. I Games:

UT Martin

Average RPI Win: 225		WON-LOST RECORD		WINNING PCT. RANK		LAST 10 GAMES		STRENGTH OF SCHEDULE		OPP. STRENGTH OF SCHEDULE		TEAM RPI		ADJ RPI		CONF. RPI		ADJ CONF. RPI	
DIV. I ONLY		9- 14		.3913 220		5- 5		103		211		186		.46781 191		23		21	
DIV. I NON-CONF.		4- 8		.33333 239		1- 0		79		151		183		.47846 187		20		20	
TOTALS		RPI 1-25		RPI 26-50		W-L RECORDS		RPI 51-100		RPI 101-150		RPI 150+							
9- 14		0- 1		0- 2		OVERALL		1- 4		2- 2		6- 5							
3- 6		0- 1		0- 1		HOME		1- 2		1- 1		1- 1							
4- 6		0- 0		0- 1		AWAY		0- 2		1- 0		3- 3							
2- 2		0- 0		0- 0		NEUTRAL		0- 0		0- 1		2- 1							
4- 8		0- 1		0- 2		NON-CONFERENCE		1- 2		0- 1		3- 2							
1- 3		0- 1		0- 1		HOME		1- 1		0- 0		0- 0							
1- 3		0- 0		0- 1		AWAY		0- 1		0- 0		1- 1							
2- 2		0- 0		0- 0		NEUTRAL		0- 0		0- 1		2- 1							
5- 6		0- 0		0- 0		CONFERENCE		0- 2		2- 1		3- 3							
2- 3		0- 0		0- 0		HOME		0- 1		1- 1		1- 1							
3- 3		0- 0		0- 0		AWAY		0- 1		1- 0		2- 2							
0- 0		0- 0		0- 0		NEUTRAL		0- 0		0- 0		0- 0							
RPI S	Opponent	Score		RPI S	Opponent	Score		RPI S	Opponent	Score		RPI S	Opponent	Score					
23 H	Northern Ill.	0	3	35 A	Marquette	1	3	66 A	North Dakota	0	3	139 A	Valparaiso	3	2				
				36 H	Dayton	1	3	66 H	North Dakota	2	3	139 H	Valparaiso	3	0				
								72 A	Milwaukee	1	3	145 N	Memphis	0	3				
								72 H	Milwaukee	2	3	147 H	Cleveland St.	0	3				
								78 H	James Madison	3	2	193 A	Butler	0	3				
												194 A	Ill.-Chicago	0	3				
												194 H	Ill.-Chicago	2	3				
												197 N	Montana	2	3				
												201 A	Southern Ill.	2	3				
												234 N	Southern Utah	3	0				
												261 A	Loyola Chicago	3	2				
												262 A	Wright St.	3	1				
												287 N	Murray St.	3	0				
												307 H	Youngstown St.	3	0				
												317 A	Chicago St.	3	1				
LAST 10 GAMES																			
139 A Valparaiso				3	2	307 H Youngstown St.				3	0								
194 A Ill.-Chicago				0	3	147 H Cleveland St.				0	3								
72 H Milwaukee				2	3	261 A Loyola Chicago				3	2								
193 A Butler				0	3	317 A Chicago St.				3	1								
262 A Wright St.				3	1	194 H Ill.-Chicago				2	3								

Non-Div. I Games:

Green Bay

Average RPI Win: 259		WON-LOST RECORD		WINNING PCT. RANK		LAST 10 GAMES		STRENGTH OF SCHEDULE		OPP. STRENGTH OF SCHEDULE		TEAM RPI		ADJ RPI		CONF. RPI		ADJ CONF. RPI	
DIV. I ONLY		10- 14		.41667 207		6- 4		179		187		203		.46775 192		26		25	
DIV. I NON-CONF.		4- 11		.26667 267		1- 2		147		100		225		.44648 212		27		27	
TOTALS		RPI 1-25		RPI 26-50		W-L RECORDS		RPI 51-100		RPI 101-150		RPI 150+							
10- 14		0- 0		0- 0		OVERALL		0- 5		1- 8		9- 1							
7- 5		0- 0		0- 0		HOME		0- 2		0- 2		7- 1							
1- 5		0- 0		0- 0		AWAY		0- 1		0- 4		1- 0							
2- 4		0- 0		0- 0		NEUTRAL		0- 2		1- 2		1- 0							
4- 11		0- 0		0- 0		NON-CONFERENCE		0- 4		1- 6		3- 1							
2- 3		0- 0		0- 0		HOME		0- 1		0- 1		2- 1							
0- 4		0- 0		0- 0		AWAY		0- 1		0- 3		0- 0							
2- 4		0- 0		0- 0		NEUTRAL		0- 2		1- 2		1- 0							
6- 3		0- 0		0- 0		CONFERENCE		0- 1		0- 2		6- 0							
5- 2		0- 0		0- 0		HOME		0- 1		0- 1		5- 0							
1- 1		0- 0		0- 0		AWAY		0- 0		0- 1		1- 0							
0- 0		0- 0		0- 0		NEUTRAL		0- 0		0- 0		0- 0							
RPI	S	Opponent		Score	RPI	S	Opponent		Score	RPI	S	Opponent		Score					
							52 N	New Mexico St.	1 3			101 A	Yale	0 3					
							55 N	TCU	1 3			107 A	Villanova	0 3					
							92 H	Seton Hall	1 3			108 N	Duquesne	1 3					
							95 H	Army	2 3			109 H	Albany (NY)	0 3					
							97 A	Northwestern	0 3			118 A	Syracuse	0 3					
												126 N	Utah	0 3					
												128 A	American	1 3					
												128 H	American	1 3					
												146 N	Boston College	3 0					
												195 H	Lehigh	3 0					
												213 H	Buffalo	2 3					
												213 H	Buffalo	3 1					
												272 H	Bucknell	3 1					
												277 H	Cornell	3 1					
												284 H	Holy Cross	3 1					
												288 N	Loyola Maryland	3 0					
												300 H	Lafayette	3 0					
												309 A	Navy	3 1					
												309 H	Navy	3 0					
LAST 10 GAMES																			
							309 H	Navy	3 0			277 H	Cornell	3 1					
							128 H	American	1 3			272 H	Bucknell	3 1					
							109 H	Albany (NY)	0 3			118 A	Syracuse	0 3					
							95 H	Army	2 3			300 H	Lafayette	3 0					
							284 H	Holy Cross	3 1			195 H	Lehigh	3 0					

Non-Div. I Games:

Colgate

Butler

Butler

Average RPI Win: 249		WON-LOST RECORD		WINNING PCT. RANK		LAST 10 GAMES		STRENGTH OF SCHEDULE		OPP. STRENGTH OF SCHEDULE		TEAM RPI		ADJ RPI		CONF. RPI		ADJ CONF. RPI	
DIV. I ONLY		13- 9		.59091 121		6- 4		289		193		199		.4637 194		23		21	
DIV. I NON-CONF.		6- 5		.54545 151		0- 1		299		174		219		.44299 215		20		20	
TOTALS		RPI 1-25		RPI 26-50		W-L RECORDS		RPI 51-100		RPI 101-150		RPI 150+							
13- 9		0- 1		0- 1		OVERALL		0- 2		0- 3		13- 2							
9- 3		0- 0		0- 0		HOME		0- 1		0- 2		9- 0							
3- 5		0- 1		0- 0		AWAY		0- 1		0- 1		3- 2							
1- 1		0- 0		0- 1		NEUTRAL		0- 0		0- 0		1- 0							
6- 5		0- 1		0- 1		NON-CONFERENCE		0- 1		0- 0		6- 2							
4- 1		0- 0		0- 0		HOME		0- 1		0- 0		4- 0							
1- 3		0- 1		0- 0		AWAY		0- 0		0- 0		1- 2							
1- 1		0- 0		0- 1		NEUTRAL		0- 0		0- 0		1- 0							
7- 4		0- 0		0- 0		CONFERENCE		0- 1		0- 3		7- 0							
5- 2		0- 0		0- 0		HOME		0- 0		0- 2		5- 0							
2- 2		0- 0		0- 0		AWAY		0- 1		0- 1		2- 0							
0- 0		0- 0		0- 0		NEUTRAL		0- 0		0- 0		0- 0							
RPI S	Opponent	Score		RPI S	Opponent	Score		RPI S	Opponent	Score		RPI S	Opponent	Score					
23 A	Northern Ill.	0 3		41 N	Arizona	0 3		72 A	Milwaukee	0 3		139 A	Valparaiso	0 3					
								97 H	Northwestern	0 3		139 H	Valparaiso	0 3					
												147 H	Cleveland St.	0 3					
												173 A	Evansville	2 3					
												191 A	Green Bay	3 2					
												191 H	Green Bay	3 0					
												193 H	Butler	3 2					
												228 H	Western Ill.	3 1					
												235 A	Bradley	3 0					
												239 H	DePaul	3 1					
												261 A	Loyola Chicago	3 1					
												261 H	Loyola Chicago	3 0					
												262 H	Wright St.	3 0					
												263 N	Southeast Mo. St.	3 2					
												278 A	Eastern Ill.	1 3					
												295 H	Montana St.	3 1					
												307 H	Youngstown St.	3 0					
												317 H	Chicago St.	3 0					
				LAST 10 GAMES															
				261 H	Loyola Chicago	3 0		307 H	Youngstown St.	3 0									
				191 H	Green Bay	3 0		72 A	Milwaukee	0 3									
				278 A	Eastern Ill.	1 3		262 H	Wright St.	3 0									
				139 H	Valparaiso	0 3		193 H	Butler	3 2									
				147 H	Cleveland St.	0 3		191 A	Green Bay	3 2									

Non-Div. I Games: Neb. Omaha 3 1

Ill.-Chicago

Average RPI Win:	269	WON-LOST RECORD	WINNING PCT. RANK	LAST 10 GAMES	STRENGTH OF SCHEDULE	OPP. STRENGTH OF SCHEDULE	TEAM RPI	ADJ RPI	CONF. RPI	ADJ CONF. RPI	
DIV. I ONLY		14- 8	.63636 93	7- 3	283	274	192	.46262 195	26	25	
DIV. I NON-CONF.		8- 5	.61538 109	1- 0	293	287	208	.44824 210	27	27	
<hr/>											
TOTALS	RPI 1-25	RPI 26-50		W-L RECORDS	RPI 51-100		RPI 101-150		RPI 150+		
14- 8	0- 0	0- 0		OVERALL	0- 3		1- 1		13- 4		
7- 1	0- 0	0- 0		HOME	0- 1		1- 0		6- 0		
4- 6	0- 0	0- 0		AWAY	0- 2		0- 0		4- 4		
3- 1	0- 0	0- 0		NEUTRAL	0- 0		0- 1		3- 0		
<hr/>											
8- 5	0- 0	0- 0		NON-CONFERENCE	0- 1		0- 1		8- 3		
3- 0	0- 0	0- 0		HOME	0- 0		0- 0		3- 0		
2- 4	0- 0	0- 0		AWAY	0- 1		0- 0		2- 3		
3- 1	0- 0	0- 0		NEUTRAL	0- 0		0- 1		3- 0		
<hr/>											
6- 3	0- 0	0- 0		CONFERENCE	0- 2		1- 0		5- 1		
4- 1	0- 0	0- 0		HOME	0- 1		1- 0		3- 0		
2- 2	0- 0	0- 0		AWAY	0- 1		0- 0		2- 1		
0- 0	0- 0	0- 0		NEUTRAL	0- 0		0- 0		0- 0		
<hr/>											
RPI S	Opponent	Score	RPI S	Opponent	Score	RPI S	Opponent	Score	RPI S	Opponent	Score
						78 A	James Madison	2 3	118 N	Syracuse	0 3
						95 A	Army	1 3	128 H	American	3 0
						95 H	Army	1 3	172 H	Princeton	3 1
									187 A	Long Island	1 3
									192 A	Colgate	0 3
									211 N	Robert Morris	3 2
									220 A	NJIT	2 3
									236 A	Rutgers	0 3
									247 N	Temple	3 1
									272 A	Bucknell	3 0
									284 A	Holy Cross	3 0
									284 H	Holy Cross	3 0
									292 N	Coastal Caro.	3 0
									300 H	Lafayette	3 2
									303 H	Saint Francis (PA)	3 0
									309 H	Navy	3 0
									310 H	La Salle	3 0
									321 A	Rider	3 0
									326 A	Saint Peter's	3 0
<hr/>											
			LAST 10 GAMES								
						95 A	Army	1 3	272 A	Bucknell	3 0
						284 A	Holy Cross	3 0	192 A	Colgate	0 3
						128 H	American	3 0	284 H	Holy Cross	3 0
						309 H	Navy	3 0	95 H	Army	1 3
						300 H	Lafayette	3 2	326 A	Saint Peter's	3 0





























Non-Div. I Games:

Lehigh

Average RPI Win:		242	WON-LOST RECORD		WINNING PCT. RANK		LAST 10 GAMES		STRENGTH OF SCHEDULE		OPP. STRENGTH OF SCHEDULE		TEAM RPI		ADJ RPI		CONF. RPI		ADJ CONF. RPI	
Average RPI Loss:		128																		
DIV. I ONLY			12- 15		.44444 194		4- 6		168		212		196		.46234 196		20		20	
DIV. I NON-CONF.			8- 8		.5 164		0- 2		148		233		167		.48908 168		18		18	
TOTALS		RPI 1-25		RPI 26-50		W-L RECORDS		RPI 51-100		RPI 101-150		RPI 150+								
12- 15		0- 0		0- 1		OVERALL		0- 4		2- 6		10- 4								
6- 4		0- 0		0- 0		HOME		0- 2		2- 1		4- 1								
1- 8		0- 0		0- 0		AWAY		0- 2		0- 4		1- 2								
5- 3		0- 0		0- 1		NEUTRAL		0- 0		0- 1		5- 1								
8- 8		0- 0		0- 1		NON-CONFERENCE		0- 1		1- 4		7- 2								
2- 2		0- 0		0- 0		HOME		0- 1		1- 0		1- 1								
1- 3		0- 0		0- 0		AWAY		0- 0		0- 3		1- 0								
5- 3		0- 0		0- 1		NEUTRAL		0- 0		0- 1		5- 1								
4- 7		0- 0		0- 0		CONFERENCE		0- 3		1- 2		3- 2								
4- 2		0- 0		0- 0		HOME		0- 1		1- 1		3- 0								
0- 5		0- 0		0- 0		AWAY		0- 2		0- 1		0- 2								
0- 0		0- 0		0- 0		NEUTRAL		0- 0		0- 0		0- 0								
RPI	S	Opponent		Score		RPI	S	Opponent		Score		RPI	S	Opponent		Score				
				30	N	Ball St.	0	3	66	H	North Dakota	0	3	111	N	Wyoming	0	3		
									85	A	UTSA	0	3	117	A	Houston Baptist	2	3		
									85	H	UTSA	0	3	119	A	Col. of Charleston	1	3		
									98	A	Texas St.	0	3	122	A	Sam Houston St.	1	3		
														122	H	Sam Houston St.	3	2		
														134	H	Stephen F. Austin	2	3		
														139	A	Valparaiso	1	3		
														149	H	Towson	3	1		
														173	N	Evansville	0	3		
														177	H	North Texas	2	3		
														215	A	Texas-Arlington	0	3		
														221	H	Nicholls St.	3	2		
														231	N	North Florida	3	1		
														236	N	Rutgers	3	0		
														246	A	Lamar	1	3		
														254	N	UNC Wilmington	3	0		
														259	H	McNeese St.	3	2		
														279	A	Tex.-Pan American	3	2		
														279	H	Tex.-Pan American	3	0		
														279	N	Tex.-Pan American	3	1		
														287	N	Murray St.	3	0		
														308	H	Southeastern La.	3	0		
				LAST 10 GAMES																
				259	H	McNeese St.	3	2	246	A	Lamar	1	3							
				85	A	UTSA	0	3	117	A	Houston Baptist	2	3							
				66	H	North Dakota	0	3	85	H	UTSA	0	3							
				308	H	Southeastern La.	3	0	122	H	Sam Houston St.	3	2							
				221	H	Nicholls St.	3	2	134	H	Stephen F. Austin	2	3							

Non-Div. I Games:

A&M-Corpus Christi

Average RPI Win: 265		WON-LOST	WINNING	LAST 10	STRENGTH OF		OPP. STRENGTH	TEAM	ADJ	CONF.	ADJ CONF.
Average RPI Loss: 95		RECORD	PCT. RANK	GAMES	SCHEDULE		OF SCHEDULE	RPI	RPI	RPI	RPI
DIV. I ONLY		4- 19	.17391	303	1- 9		43	145	211	.46211	197
DIV. I NON-CONF.		3- 10	.23077	278	0- 0		61	181	202	.4678	196
TOTALS		RPI 1-25	RPI 26-50		W-L RECORDS		RPI 51-100		RPI 101-150		RPI 150+
4- 19	0- 1	0- 4		OVERALL		0- 5		0- 6		4- 3	
4- 5	0- 1	0- 2		HOME		0- 1		0- 0		4- 1	
0- 8	0- 0	0- 2		AWAY		0- 2		0- 3		0- 1	
0- 6	0- 0	0- 0		NEUTRAL		0- 2		0- 3		0- 1	
3- 10	0- 0	0- 2		NON-CONFERENCE		0- 3		0- 4		3- 1	
3- 0	0- 0	0- 0		HOME		0- 0		0- 0		3- 0	
0- 4	0- 0	0- 2		AWAY		0- 1		0- 1		0- 0	
0- 6	0- 0	0- 0		NEUTRAL		0- 2		0- 3		0- 1	
1- 9	0- 1	0- 2		CONFERENCE		0- 2		0- 2		1- 2	
1- 5	0- 1	0- 2		HOME		0- 1		0- 0		1- 1	
0- 4	0- 0	0- 0		AWAY		0- 1		0- 2		0- 1	
0- 0	0- 0	0- 0		NEUTRAL		0- 0		0- 0		0- 0	
RPI S	Opponent	Score	RPI S	Opponent	Score	RPI S	Opponent	Score	RPI S	Opponent	Score
23	H Northern Ill.	2 	30	H Ball St.	1 	58	N UAB	0 	105	A Central Mich.	0 
			34	H Western Mich.	0 	64	H Ohio	0 	109	N Albany (NY)	1 
			35	A Marquette	0 	69	A Eastern Mich.	0 	123	A Bowling Green	0 
			43	A Ohio St.	0 	72	A Milwaukee	1 	129	N Maryland	0 
						88	N Arkansas St.	0 	142	N Southern Miss.	2 
									147	A Cleveland St.	1 
									156	A Miami (OH)	0 
									157	N Troy	0 
									213	H Buffalo	2 
									235	H Bradley	3 0
									237	H Kent St.	3 0
									283	H Canisius	3 1
									303	H Saint Francis (PA)	3 0
LAST 10 GAMES											
			69	A Eastern Mich.	0 	64	H Ohio	0 			
			105	A Central Mich.	0 	156	A Miami (OH)	0 			
			34	H Western Mich.	0 	123	A Bowling Green	0 			
			23	H Northern Ill.	2 	30	H Ball St.	1 			
			237	H Kent St.	3 0	213	H Buffalo	2 			

Non-Div. I Games:

Akron

Average RPI Win: 208		WON-LOST RECORD		WINNING PCT. RANK		LAST 10 GAMES		STRENGTH OF SCHEDULE		OPP. STRENGTH OF SCHEDULE		TEAM RPI		ADJ RPI		CONF. RPI		ADJ CONF. RPI	
DIV. I ONLY		8- 10		.44444 194		5- 5		164		210		194		.46211 197		22		22	
DIV. I NON-CONF.		3- 5		.375 227		0- 0		167		143		203		.45862 203		19		19	
TOTALS		RPI 1-25		RPI 26-50		W-L RECORDS		RPI 51-100		RPI 101-150		RPI 150+							
8- 10		0- 0		0- 0		OVERALL		0- 1		3- 4		5- 5							
3- 5		0- 0		0- 0		HOME		0- 0		3- 1		0- 4							
2- 4		0- 0		0- 0		AWAY		0- 1		0- 2		2- 1							
3- 1		0- 0		0- 0		NEUTRAL		0- 0		0- 1		3- 0							
3- 5		0- 0		0- 0		NON-CONFERENCE		0- 1		0- 2		3- 2							
0- 3		0- 0		0- 0		HOME		0- 0		0- 1		0- 2							
0- 1		0- 0		0- 0		AWAY		0- 1		0- 0		0- 0							
3- 1		0- 0		0- 0		NEUTRAL		0- 0		0- 1		3- 0							
5- 5		0- 0		0- 0		CONFERENCE		0- 0		3- 2		2- 3							
3- 2		0- 0		0- 0		HOME		0- 0		3- 0		0- 2							
2- 3		0- 0		0- 0		AWAY		0- 0		0- 2		2- 1							
0- 0		0- 0		0- 0		NEUTRAL		0- 0		0- 0		0- 0							
RPI S	Opponent	Score		RPI S	Opponent	Score		RPI S	Opponent	Score		RPI S	Opponent	Score					
								66 A	North Dakota	0	3	102 N	South Carolina	0	3				
												130 H	Idaho	0	3				
												138 H	Sacramento St.	3	1				
												144 A	Northern Ariz.	1	3				
												144 H	Northern Ariz.	3	1				
												150 A	Northern Colo.	0	3				
												150 H	Northern Colo.	3	2				
												162 H	Cal St. Fullerton	1	3				
												163 A	Idaho St.	1	3				
												183 H	South Dakota	0	3				
												191 N	Green Bay	3	2				
												200 H	Portland St.	2	3				
												210 H	Eastern Wash.	2	3				
												219 N	Stony Brook	3	1				
												234 N	Southern Utah	3	2				
												291 A	Weber St.	3	1				
												295 A	Montana St.	3	0				
LAST 10 GAMES																			
						150 H	Northern Colo.	3	2			295 A	Montana St.	3	0				
						144 H	Northern Ariz.	3	1			210 H	Eastern Wash.	2	3				
						138 H	Sacramento St.	3	1			200 H	Portland St.	2	3				
						163 A	Idaho St.	1	3			144 A	Northern Ariz.	1	3				
						291 A	Weber St.	3	1			150 A	Northern Colo.	0	3				

Non-Div. I Games:

Montana

Average RPI Win: 237		WON-LOST	WINNING	LAST 10	STRENGTH OF		OPP. STRENGTH	TEAM	ADJ	CONF.	ADJ CONF.
Average RPI Loss: 127		RECORD	PCT. RANK	GAMES	SCHEDULE		OF SCHEDULE	RPI	RPI	RPI	RPI
DIV. I ONLY		11- 11	.5 159	7- 3	242		184	198	.45957 200	22	22
DIV. I NON-CONF.		4- 8	.33333 239	0- 0	193		159	233	.43603 226	19	19
TOTALS		RPI 1-25	RPI 26-50	W-L RECORDS	RPI 51-100		RPI 101-150	RPI 150+			
11- 11	0- 0		0- 2	OVERALL	0- 1		1- 4	10- 4			
4- 2	0- 0		0- 0	HOME	0- 0		1- 1	3- 1			
4- 6	0- 0		0- 1	AWAY	0- 1		0- 2	4- 2			
3- 3	0- 0		0- 1	NEUTRAL	0- 0		0- 1	3- 1			
4- 8	0- 0		0- 2	NON-CONFERENCE	0- 1		0- 2	4- 3			
1- 0	0- 0		0- 0	HOME	0- 0		0- 0	1- 0			
0- 5	0- 0		0- 1	AWAY	0- 1		0- 1	0- 2			
3- 3	0- 0		0- 1	NEUTRAL	0- 0		0- 1	3- 1			
7- 3	0- 0		0- 0	CONFERENCE	0- 0		1- 2	6- 1			
3- 2	0- 0		0- 0	HOME	0- 0		1- 1	2- 1			
4- 1	0- 0		0- 0	AWAY	0- 0		0- 1	4- 0			
0- 0	0- 0		0- 0	NEUTRAL	0- 0		0- 0	0- 0			
RPI S	Opponent	Score	RPI S	Opponent	Score	RPI S	Opponent	Score	RPI S	Opponent	Score
			29 A	Oregon	0 3	99 A	New Mexico	0 3	106 A	UTEP	1 3
			32 N	Washington	0 3				121 N	UC Irvine	2 3
									138 A	Sacramento St.	0 3
									144 H	Northern Ariz.	3 1
									150 H	Northern Colo.	2 3
									163 A	Idaho St.	3 2
									163 H	Idaho St.	1 3
									169 N	Boise St.	1 3
									188 A	Portland	1 3
									197 A	Montana	3 2
									199 A	Gonzaga	2 3
									210 H	Eastern Wash.	3 0
									215 N	Texas-Arlington	3 0
									221 N	Nicholls St.	3 0
									269 H	Seattle	3 2
									291 A	Weber St.	3 0
									291 H	Weber St.	3 0
									295 A	Montana St.	3 2
									314 N	Southern U.	3 0
			LAST 10 GAMES								
			163 A	Idaho St.	3 2	144 H	Northern Ariz.	3 1			
			291 A	Weber St.	3 0	295 A	Montana St.	3 2			
			210 H	Eastern Wash.	3 0	197 A	Montana	3 2			
			138 A	Sacramento St.	0 3	291 H	Weber St.	3 0			
			150 H	Northern Colo.	2 3	163 H	Idaho St.	1 3			

Non-Div. I Games:

Portland St.

Average RPI Win:	215	WON-LOST	WINNING	LAST 10	STRENGTH OF	OPP. STRENGTH	TEAM	ADJ	CONF.	ADJ CONF.		
Average RPI Loss:	113	RECORD	PCT. RANK	GAMES	SCHEDULE	OF SCHEDULE	RPI	RPI	RPI	RPI		
DIV. I ONLY	9- 11	.45	190	4- 6	207	119	197	.45942	201	8	9	
DIV. I NON-CONF.	6- 3	.66667	82	1- 0	286	215	184	.47417	192	8	8	
<hr/>												
TOTALS	RPI 1-25	RPI 26-50		W-L RECORDS	RPI 51-100		RPI 101-150		RPI 150+			
9- 11	0- 1	0- 2		OVERALL	1- 3		0- 1		8- 4			
5- 4	0- 0	0- 2		HOME	0- 1		0- 1		5- 0			
3- 5	0- 1	0- 0		AWAY	1- 2		0- 0		2- 2			
1- 2	0- 0	0- 0		NEUTRAL	0- 0		0- 0		1- 2			
<hr/>												
6- 3	0- 0	0- 0		NON-CONFERENCE	1- 0		0- 1		5- 2			
3- 1	0- 0	0- 0		HOME	0- 0		0- 1		3- 0			
2- 0	0- 0	0- 0		AWAY	1- 0		0- 0		1- 0			
1- 2	0- 0	0- 0		NEUTRAL	0- 0		0- 0		1- 2			
<hr/>												
3- 8	0- 1	0- 2		CONFERENCE	0- 3		0- 0		3- 2			
2- 3	0- 0	0- 2		HOME	0- 1		0- 0		2- 0			
1- 5	0- 1	0- 0		AWAY	0- 2		0- 0		1- 2			
0- 0	0- 0	0- 0		NEUTRAL	0- 0		0- 0		0- 0			
<hr/>												
RPI S	Opponent	Score	RPI S	Opponent	Score	RPI S	Opponent	Score	RPI S	Opponent	Score	
4	A UNI	0 3	39	H Missouri St.	0 3	63	A Creighton	2 3	145	H Memphis	0 3	
			45	H Wichita St.	0 3	63	H Creighton	1 3	161	A Drake	2 3	
						86	A Illinois St.	1 3	161	H Drake	3 1	
						93	A Mississippi St.	3 2	173	H Evansville	3 2	
									190	N UT Martin	2 3	
									191	H Green Bay	3 2	
									208	A Tulane	3 0	
									216	N William & Mary	2 3	
									230	A Indiana St.	3 1	
									235	A Bradley	2 3	
									285	H SIU Edwardsville	3 2	
									287	H Murray St.	3 0	
									308	N Southeastern La.	3 0	
<hr/>												
LAST 10 GAMES												
161 A Drake						2	3	230 A Indiana St.				3 1
63 A Creighton						2	3	173 H Evansville				3 2
45 H Wichita St.						0	3	285 H SIU Edwardsville				3 2
39 H Missouri St.						0	3	63 H Creighton				1 3
86 A Illinois St.						1	3	161 H Drake				3 1

Non-Div. I Games:

Southern Ill.

Average RPI Win:	222	WON-LOST RECORD	WINNING PCT. RANK	LAST 10 GAMES	STRENGTH OF SCHEDULE	OPP. STRENGTH OF SCHEDULE	TEAM RPI	ADJ RPI	CONF. RPI	ADJ CONF. RPI	
Average RPI Loss:	157	12- 11	.52174 157	5- 5	224	206	191	.45693 202	17	17	
DIV. I ONLY		8- 6	.57143 138	1- 0	239	239	192	.46407 198	16	17	
DIV. I NON-CONF.											
<hr/>											
TOTALS	RPI 1-25	RPI 26-50		W-L RECORDS	RPI 51-100		RPI 101-150		RPI 150+		
12- 11	0- 0	0- 2		OVERALL	1- 1		1- 3		10- 5		
4- 5	0- 0	0- 2		HOME	1- 1		1- 1		2- 1		
3- 5	0- 0	0- 0		AWAY	0- 0		0- 2		3- 3		
5- 1	0- 0	0- 0		NEUTRAL	0- 0		0- 0		5- 1		
<hr/>											
8- 6	0- 0	0- 1		NON-CONFERENCE	0- 0		0- 2		8- 3		
2- 3	0- 0	0- 1		HOME	0- 0		0- 1		2- 1		
1- 2	0- 0	0- 0		AWAY	0- 0		0- 1		1- 1		
5- 1	0- 0	0- 0		NEUTRAL	0- 0		0- 0		5- 1		
<hr/>											
4- 5	0- 0	0- 1		CONFERENCE	1- 1		1- 1		2- 2		
2- 2	0- 0	0- 1		HOME	1- 1		1- 0		0- 0		
2- 3	0- 0	0- 0		AWAY	0- 0		0- 1		2- 2		
0- 0	0- 0	0- 0		NEUTRAL	0- 0		0- 0		0- 0		
<hr/>											
RPI S	Opponent	Score	RPI S	Opponent	Score	RPI S	Opponent	Score	RPI S	Opponent	Score
			36 H Dayton	0	3	57 H Saint Louis	2	3	108 H Duquesne	3	0
			48 H Wisconsin	0	3	89 H Xavier	3	1	127 A George Washington	2	3
									141 A Pittsburgh	1	3
									146 H Boston College	0	3
									153 H Columbia	2	3
									178 A Charlotte	3	1
									216 N William & Mary	3	1
									218 N Eastern Ky.	3	2
									219 A Stony Brook	3	2
									232 N UMBC	1	3
									233 A Penn	0	3
									237 N Kent St.	3	2
									247 A Temple	0	3
									251 H Brown	3	1
									255 N Iona	3	1
									286 A Fordham	3	1
									303 N Saint Francis (PA)	3	0
									304 H Providence	3	0
									310 A La Salle	2	3
<hr/>											
LAST 10 GAMES											
			89 H Xavier	3	1	108 H Duquesne	3	0			
			36 H Dayton	0	3	310 A La Salle	2	3			
			127 A George Washington	2	3	247 A Temple	0	3			
			178 A Charlotte	3	1	304 H Providence	3	0			
			57 H Saint Louis	2	3	286 A Fordham	3	1			

Non-Div. I Games:

Rhode Island

Average RPI Win:	245	WON-LOST	WINNING	LAST 10	STRENGTH OF	OPP. STRENGTH	TEAM	ADJ	CONF.	ADJ CONF.	
Average RPI Loss:	117	RECORD	PCT. RANK	GAMES	SCHEDULE	OF SCHEDULE	RPI	RPI	RPI	RPI	
DIV. I ONLY	7- 14	.33333	248	3- 7	122	172	212	.45671	203	15	15
DIV. I NON-CONF.	5- 7	.41667	209	1- 0	144	198	191	.48105	179	15	15
<hr/>											
TOTALS	RPI 1-25	RPI 26-50		W-L RECORDS		RPI 51-100		RPI 101-150		RPI 150+	
7- 14	0- 0	0- 1		OVERALL		0- 5		0- 5		7- 3	
5- 3	0- 0	0- 0		HOME		0- 1		0- 1		5- 1	
1- 7	0- 0	0- 0		AWAY		0- 3		0- 2		1- 2	
1- 4	0- 0	0- 1		NEUTRAL		0- 1		0- 2		1- 0	
5- 7	0- 0	0- 1		NON-CONFERENCE		0- 2		0- 4		5- 0	
3- 1	0- 0	0- 0		HOME		0- 0		0- 1		3- 0	
1- 2	0- 0	0- 0		AWAY		0- 1		0- 1		1- 0	
1- 4	0- 0	0- 1		NEUTRAL		0- 1		0- 2		1- 0	
2- 7	0- 0	0- 0		CONFERENCE		0- 3		0- 1		2- 3	
2- 2	0- 0	0- 0		HOME		0- 1		0- 0		2- 1	
0- 5	0- 0	0- 0		AWAY		0- 2		0- 1		0- 2	
0- 0	0- 0	0- 0		NEUTRAL		0- 0		0- 0		0- 0	
RPI S	Opponent	Score	RPI S	Opponent	Score	RPI S	Opponent	Score	RPI S	Opponent	Score
			34 N	Western Mich.	0 3	68 H	Northeastern	0 3	105 N	Central Mich.	1 3
						73 A	Morehead St.	0 3	120 N	Georgetown	0 3
						78 A	James Madison	0 3	127 A	George Washington	1 3
						84 N	Appalachian St.	1 3	128 H	American	0 3
						96 A	Delaware	1 3	149 A	Towson	0 3
									174 H	Hofstra	0 3
									181 A	VCU	2 3
									181 H	VCU	3 1
									206 A	Marshall	3 1
									216 A	William & Mary	1 3
									216 H	William & Mary	3 1
									252 H	UNC Greensboro	3 1
									266 N	East Carolina	3 0
									288 H	High Point	3 0
									309 H	Navy	3 0
			LAST 10 GAMES								
			181 A	VCU	2 3	149 A	Towson	0 3			
			216 A	William & Mary	1 3	78 A	James Madison	0 3			
			174 H	Hofstra	0 3	216 H	William & Mary	3 1			
			68 H	Northeastern	0 3	181 H	VCU	3 1			
			96 A	Delaware	1 3	266 N	East Carolina	3 0			

Non-Div. I Games:

George Mason

Average RPI Win:	271	WON-LOST RECORD	WINNING PCT. RANK	LAST 10 GAMES	STRENGTH OF SCHEDULE	OPP. STRENGTH OF SCHEDULE	TEAM RPI	ADJ RPI	CONF. RPI	ADJ CONF. RPI				
Average RPI Loss:	154													
DIV. I ONLY		13- 9	.59091	121	9- 1	254	286	195	.45586	204	30	31		
DIV. I NON-CONF.		3- 7	.3	257	0- 0	231	176	265	.40299	262	31	31		
<hr/>														
TOTALS	RPI 1-25	RPI 26-50		W-L RECORDS		RPI 51-100		RPI 101-150		RPI 150+				
13- 9	0- 1	0- 0		OVERALL		0- 1		0- 0		13- 7				
7- 1	0- 0	0- 0		HOME		0- 0		0- 0		7- 1				
4- 3	0- 1	0- 0		AWAY		0- 0		0- 0		4- 2				
2- 5	0- 0	0- 0		NEUTRAL		0- 1		0- 0		2- 4				
3- 7	0- 1	0- 0		NON-CONFERENCE		0- 1		0- 0		3- 5				
0- 0	0- 0	0- 0		HOME		0- 0		0- 0		0- 0				
1- 2	0- 1	0- 0		AWAY		0- 0		0- 0		1- 1				
2- 5	0- 0	0- 0		NEUTRAL		0- 1		0- 0		2- 4				
10- 2	0- 0	0- 0		CONFERENCE		0- 0		0- 0		10- 2				
7- 1	0- 0	0- 0		HOME		0- 0		0- 0		7- 1				
3- 1	0- 0	0- 0		AWAY		0- 0		0- 0		3- 1				
0- 0	0- 0	0- 0		NEUTRAL		0- 0		0- 0		0- 0				
<hr/>														
RPI	S	Opponent	Score		RPI	S	Opponent	Score		RPI	S	Opponent	Score	
25	A	California	0	3						83	N	FIU	0	3
										167	A	Niagara	1	3
										167	H	Niagara	0	3
										172	N	Princeton	0	3
										174	A	Hofstra	0	3
										185	N	Connecticut	1	3
										186	N	UC Riverside	2	3
										220	N	NJIT	3	1
										224	A	Marist	3	2
										226	H	Manhattan	3	0
										227	A	New Hampshire	3	1
										230	N	Indiana St.	1	3
										255	H	Iona	3	2
										275	A	Siena	3	2
										275	H	Siena	3	1
										283	A	Canisius	3	2
										283	H	Canisius	3	2
										288	H	Loyola Maryland	3	0
										321	H	Rider	3	1
										323	N	St. Francis (NY)	3	1
										326	H	Saint Peter's	3	0
					LAST 10 GAMES									
					283	A	Canisius	3	2	275	H	Siena	3	1
					167	A	Niagara	1	3	321	H	Rider	3	1
					255	H	Iona	3	2	288	H	Loyola Maryland	3	0
					326	H	Saint Peter's	3	0	275	A	Siena	3	2
					226	H	Manhattan	3	0	224	A	Marist	3	2

Non-Div. I Games:

Fairfield

Average RPI Win:	281	WON-LOST RECORD	WINNING PCT. RANK	LAST 10 GAMES	STRENGTH OF SCHEDULE	OPP. STRENGTH OF SCHEDULE	TEAM RPI	ADJ RPI	CONF. RPI	ADJ CONF. RPI		
DIV. I ONLY		13- 10	.56522	134	3- 7	266	265	206	.45474	205	18	18
DIV. I NON-CONF.		10- 3	.76923	50	0- 0	311	290	175	.48481	175	23	22
<hr/>												
TOTALS	RPI 1-25	RPI 26-50		W-L RECORDS		RPI 51-100		RPI 101-150		RPI 150+		
13- 10	0- 0	0- 0		OVERALL		0- 3		0- 3		13- 4		
5- 3	0- 0	0- 0		HOME		0- 2		0- 0		5- 1		
3- 6	0- 0	0- 0		AWAY		0- 0		0- 3		3- 3		
5- 1	0- 0	0- 0		NEUTRAL		0- 1		0- 0		5- 0		
10- 3	0- 0	0- 0		NON-CONFERENCE		0- 1		0- 1		10- 1		
3- 0	0- 0	0- 0		HOME		0- 0		0- 0		3- 0		
2- 2	0- 0	0- 0		AWAY		0- 0		0- 1		2- 1		
5- 1	0- 0	0- 0		NEUTRAL		0- 1		0- 0		5- 0		
3- 7	0- 0	0- 0		CONFERENCE		0- 2		0- 2		3- 3		
2- 3	0- 0	0- 0		HOME		0- 2		0- 0		2- 1		
1- 4	0- 0	0- 0		AWAY		0- 0		0- 2		1- 2		
0- 0	0- 0	0- 0		NEUTRAL		0- 0		0- 0		0- 0		
RPI	S	Opponent	Score	RPI	S	Opponent	Score	RPI	S	Opponent	Score	
						70 H Furman	1 3			102 A South Carolina	0 3	
						78 N James Madison	1 3			119 A Col. of Charleston	0 3	
						79 H Samford	0 3			133 A Ga. Southern	0 3	
										166 A Winthrop	2 3	
										184 A Elon	0 3	
										214 N UNC Asheville	3 0	
										229 H Western Caro.	2 3	
										252 A UNC Greensboro	0 3	
										254 N UNC Wilmington	3 2	
										256 N Mercer	3 0	
										262 N Wright St.	3 0	
										276 H Wofford	3 2	
										282 H Chattanooga	3 0	
										288 A High Point	3 0	
										290 A Citadel	3 0	
										292 H Coastal Caro.	3 0	
										299 N Gardner-Webb	3 0	
										301 H Norfolk St.	3 0	
										320 A N.C. Central	3 0	
										324 H N.C. A&T	3 0	
			</									

Average RPI Win:		199	WON-LOST RECORD		WINNING PCT. RANK		LAST 10 GAMES		STRENGTH OF SCHEDULE		OPP. STRENGTH OF SCHEDULE		TEAM RPI		ADJ RPI		CONF. RPI		ADJ CONF. RPI	
DIV. I ONLY			5- 16		.2381 286		3- 7		102		87		216		.45218 206		11		11	
DIV. I NON-CONF.			1- 9		.1 301		0- 0		88		79		251		.42529 239		9		9	
TOTALS		RPI 1-25		RPI 26-50		W-L RECORDS		RPI 51-100		RPI 101-150		RPI 150+								
5- 16		0- 1		0- 2		OVERALL		1- 6		1- 5		3- 2								
3- 5		0- 0		0- 0		HOME		1- 2		1- 2		1- 1								
1- 7		0- 0		0- 1		AWAY		0- 3		0- 3		1- 0								
1- 4		0- 1		0- 1		NEUTRAL		0- 1		0- 0		1- 1								
1- 9		0- 1		0- 1		NON-CONFERENCE		0- 3		0- 2		1- 2								
0- 2		0- 0		0- 0		HOME		0- 0		0- 1		0- 1								
0- 3		0- 0		0- 0		AWAY		0- 2		0- 1		0- 0								
1- 4		0- 1		0- 1		NEUTRAL		0- 1		0- 0		1- 1								
4- 7		0- 0		0- 1		CONFERENCE		1- 3		1- 3		2- 0								
3- 3		0- 0		0- 0		HOME		1- 2		1- 1		1- 0								
1- 4		0- 0		0- 1		AWAY		0- 1		0- 2		1- 0								
0- 0		0- 0		0- 0		NEUTRAL		0- 0		0- 0		0- 0								
RPI	S	Opponent		Score		RPI	S	Opponent		Score		RPI	S	Opponent		Score				
19	N	Michigan		0 3		26	A	Tulsa		0 3		56	H	Rice		1 3				
						49	N	Louisville		0 3		56	H	Rice		0 3				
												58	A	UAB		1 3				
												64	A	Ohio		0 3				
												69	N	Eastern Mich.		0 3				
												73	A	Morehead St.		0 3				
												90	H	UCF		3 0				

Average RPI Win: 281		WON-LOST	WINNING		LAST 10	STRENGTH OF		OPP. STRENGTH	TEAM	ADJ		CONF.	ADJ CONF.
Average RPI Loss: 173		RECORD	PCT. RANK		GAMES	SCHEDULE		OF SCHEDULE	RPI	RPI		RPI	RPI
DIV. I ONLY		14- 9	.6087	113	6- 4	274		292	205	.45089	207	28	28
DIV. I NON-CONF.		7- 5	.58333	130	0- 0	308		300	234	.42929	237	29	29
TOTALS		RPI 1-25	RPI 26-50		W-L RECORDS		RPI 51-100		RPI 101-150		RPI 150+		
14- 9	0- 0	0- 0		OVERALL		0- 3		0- 1		14- 5			
8- 2	0- 0	0- 0		HOME		0- 1		0- 0		8- 1			
2- 6	0- 0	0- 0		AWAY		0- 2		0- 1		2- 3			
4- 1	0- 0	0- 0		NEUTRAL		0- 0		0- 0		4- 1			
7- 5	0- 0	0- 0		NON-CONFERENCE		0- 1		0- 1		7- 3			
4- 0	0- 0	0- 0		HOME		0- 0		0- 0		4- 0			
0- 4	0- 0	0- 0		AWAY		0- 1		0- 1		0- 2			
3- 1	0- 0	0- 0		NEUTRAL		0- 0		0- 0		3- 1			
7- 4	0- 0	0- 0		CONFERENCE		0- 2		0- 0		7- 2			
4- 2	0- 0	0- 0		HOME		0- 1		0- 0		4- 1			
2- 2	0- 0	0- 0		AWAY		0- 1		0- 0		2- 1			
1- 0	0- 0	0- 0		NEUTRAL		0- 0		0- 0		1- 0			
RPI S	Opponent	Score	RPI S	Opponent	Score	RPI S	Opponent	Score	RPI S	Opponent	Score		
						68 A	Northeastern	1 3	127 A	George Washington	0 3		
						99 A	Sacred Heart	1 3	165 A	Dartmouth	0 3		
						99 H	Sacred Heart	1 3	187 H	Long Island	1 3		
									211 A	Robert Morris	3 1		
									219 H	Stony Brook	3 1		
									243 H	Fairleigh Dickinson	3 0		
									243 N	Fairleigh Dickinson	3 0		
									254 N	UNC Wilmington	1 3		
									270 A	Bryant	1 3		
									270 H	Bryant	3 1		
									272 H	Bucknell	3 2		
									284 A	Holy Cross	0 3		
									284 H	Holy Cross	3 0		
									298 H	Quinnipiac	3 1		
									303 A	Saint Francis (PA)	3 2		
									304 N	Providence	3 1		
									315 N	Delaware St.	3 0		
									320 N	N.C. Central	3 0		
									323 H	St. Francis (NY)	3 1		
									326 H	Saint Peter's	3 0		
LAST 10 GAMES													
						270 A	Bryant	1 3	303 A	Saint Francis (PA)	3 2		
						99 A	Sacred Heart	1 3	99 H	Sacred Heart	1 3		
						323 H	St. Francis (NY)	3 1	187 H	Long Island	1 3		
						243 H	Fairleigh Dickinson	3 0	298 H	Quinnipiac	3 1		
						211 A	Robert Morris	3 1	270 H	Bryant	3 1		

Non-Div. I Games:

Central Conn. St.

Average RPI Win: 197		WON-LOST	WINNING	LAST 10	STRENGTH OF		OPP. STRENGTH	TEAM	ADJ	CONF.	ADJ CONF.
Average RPI Loss: 115		RECORD	PCT. RANK	GAMES	SCHEDULE		OF SCHEDULE	RPI	RPI	RPI	RPI
DIV. I ONLY		8- 14	.36364	233	3- 7		166	115	210	.45028	208
DIV. I NON-CONF.		5- 6	.45455	191	0- 0		159	147	177	.47681	189
TOTALS		RPI 1-25	RPI 26-50		W-L RECORDS		RPI 51-100		RPI 101-150		RPI 150+
8- 14	0- 0	0- 3		OVERALL		1- 4		2- 3		5- 4	
4- 7	0- 0	0- 0		HOME		1- 1		1- 2		2- 4	
2- 6	0- 0	0- 2		AWAY		0- 3		1- 1		1- 0	
2- 1	0- 0	0- 1		NEUTRAL		0- 0		0- 0		2- 0	
5- 6	0- 0	0- 2		NON-CONFERENCE		1- 1		0- 0		4- 3	
2- 3	0- 0	0- 0		HOME		1- 0		0- 0		1- 3	
1- 2	0- 0	0- 1		AWAY		0- 1		0- 0		1- 0	
2- 1	0- 0	0- 1		NEUTRAL		0- 0		0- 0		2- 0	
3- 8	0- 0	0- 1		CONFERENCE		0- 3		2- 3		1- 1	
2- 4	0- 0	0- 0		HOME		0- 1		1- 2		1- 1	
1- 4	0- 0	0- 1		AWAY		0- 2		1- 1		0- 0	
0- 0	0- 0	0- 0		NEUTRAL		0- 0		0- 0		0- 0	
RPI S	Opponent	Score	RPI S	Opponent	Score	RPI S	Opponent	Score	RPI S	Opponent	Score
37 A	Missouri	0 3	56 A	Rice	1 3	106 H	UTEP	2 3			
38 A	Houston	1 3	58 H	UAB	2 3	135 A	SMU	3 1			
50 N	North Dakota St.	0 3	83 A	FIU	2 3	135 A	SMU	1 3			
			90 A	UCF	0 3	142 H	Southern Miss.	3 0			
			94 H	San Diego St.	3 2	145 H	Memphis	0 3			
						152 H	Belmont	2 3			
						163 N	Idaho St.	3 0			
						201 H	Southern Ill.	0 3			
						206 H	Marshall	1 3			
						246 H	Lamar	1 3			
						248 H	South Ala.	3 2			
						253 N	Binghamton	3 0			
						266 H	East Carolina	3 0			
						271 A	Fla. Atlantic	3 0			
LAST 10 GAMES											
106 H	UTEP	2 3	135 A	SMU	1 3						
90 A	UCF	0 3	135 A	SMU	3 1						
142 H	Southern Miss.	3 0	145 H	Memphis	0 3						
266 H	East Carolina	3 0	58 H	UAB	2 3						
206 H	Marshall	1 3	38 A	Houston	1 3						

Non-Div. I Games:

Tulane

Average RPI Win: 232		WON-LOST	WINNING	LAST 10	STRENGTH OF	OPP. STRENGTH	TEAM	ADJ	CONF.	ADJ CONF.	
Average RPI Loss: 148		RECORD	PCT. RANK	GAMES	SCHEDULE	OF SCHEDULE	RPI	RPI	RPI	RPI	
DIV. I ONLY		10- 15	.4 215	5- 5	163	207	208	.44921	209	15	15
DIV. I NON-CONF.		6- 11	.35294 238	1- 1	170	212	218	.43739	223	15	15
<hr/>											
TOTALS		RPI 1-25	RPI 26-50		W-L RECORDS		RPI 51-100		RPI 101-150		RPI 150+
10- 15		0- 0	0- 0		OVERALL		0- 4		0- 5		10- 6
3- 4		0- 0	0- 0		HOME		0- 0		0- 1		3- 3
3- 7		0- 0	0- 0		AWAY		0- 2		0- 4		3- 1
4- 4		0- 0	0- 0		NEUTRAL		0- 2		0- 0		4- 2
6- 11		0- 0	0- 0		NON-CONFERENCE		0- 2		0- 4		6- 5
1- 3		0- 0	0- 0		HOME		0- 0		0- 1		1- 2
1- 4		0- 0	0- 0		AWAY		0- 0		0- 3		1- 1
4- 4		0- 0	0- 0		NEUTRAL		0- 2		0- 0		4- 2
4- 4		0- 0	0- 0		CONFERENCE		0- 2		0- 1		4- 1
2- 1		0- 0	0- 0		HOME		0- 0		0- 0		2- 1
2- 3		0- 0	0- 0		AWAY		0- 2		0- 1		2- 0
0- 0		0- 0	0- 0		NEUTRAL		0- 0		0- 0		0- 0
RPI S	Opponent	Score	RPI S	Opponent	Score	RPI S	Opponent	Score	RPI S	Opponent	Score
						64 N	Ohio	1 3	111 A	Wyoming	0 3
						68 A	Northeastern	0 3	119 H	Col. of Charleston	1 3
						86 N	Illinois St.	1 3	133 A	Ga. Southern	1 3
						96 A	Delaware	1 3	145 A	Memphis	1 3
									149 A	Towson	1 3
									157 H	Troy	2 3
									163 N	Idaho St.	0 3
									164 A	Kennesaw St.	3 2
									174 A	Hofstra	3 1
									181 H	VCU	3 0
									189 H	Harvard	2 3
									216 H	William & Mary	0 3
									217 N	UALR	3 2
									254 A	UNC Wilmington	3 0
									254 H	UNC Wilmington	3 0
									256 A	Mercer	0 3
									258 H	Jacksonville St.	3 1
									263 N	Southeast Mo. St.	3 0
									264 N	Presbyterian	0 3
									265 N	South Carolina St.	3 0
									293 N	Alabama A&M	3 0
			LAST 10 GAMES								
			149 A	Towson	1 3	216 H	William & Mary	0 3			
			96 A	Delaware	1 3	181 H	VCU	3 0			
			254 A	UNC Wilmington	3 0	254 H	UNC Wilmington	3 0			
			68 A	Northeastern	0 3	164 A	Kennesaw St.	3 2			
			174 A	Hofstra	3 1	64 N	Ohio	1 3			

Non-Div. I Games:

Georgia St.

Average RPI Win:	218	WON-LOST	WINNING	LAST 10	STRENGTH OF	OPP. STRENGTH	TEAM	ADJ	CONF.	ADJ CONF.	
Average RPI Loss:	147	RECORD	PCT. RANK	GAMES	SCHEDULE	OF SCHEDULE	RPI	RPI	RPI	RPI	
DIV. I ONLY	10- 11	.47619	177	5- 5	269	154	220	.44698	210	22	22
DIV. I NON-CONF.	4- 7	.36364	231	0- 1	249	97	237	.43215	232	19	19
<hr/>											
TOTALS	RPI 1-25	RPI 26-50		W-L RECORDS	RPI 51-100		RPI 101-150		RPI 150+		
10- 11	0- 0	0- 1		OVERALL	0- 0		1- 7		9- 3		
3- 3	0- 0	0- 0		HOME	0- 0		0- 3		3- 0		
4- 5	0- 0	0- 1		AWAY	0- 0		0- 2		4- 2		
3- 3	0- 0	0- 0		NEUTRAL	0- 0		1- 2		2- 1		
<hr/>											
4- 7	0- 0	0- 1		NON-CONFERENCE	0- 0		1- 4		3- 2		
1- 1	0- 0	0- 0		HOME	0- 0		0- 1		1- 0		
0- 3	0- 0	0- 1		AWAY	0- 0		0- 1		0- 1		
3- 3	0- 0	0- 0		NEUTRAL	0- 0		1- 2		2- 1		
<hr/>											
6- 4	0- 0	0- 0		CONFERENCE	0- 0		0- 3		6- 1		
2- 2	0- 0	0- 0		HOME	0- 0		0- 2		2- 0		
4- 2	0- 0	0- 0		AWAY	0- 0		0- 1		4- 1		
0- 0	0- 0	0- 0		NEUTRAL	0- 0		0- 0		0- 0		
<hr/>											
RPI S	Opponent	Score	RPI S	Opponent	Score	RPI S	Opponent	Score	RPI S	Opponent	Score
			41 A	Arizona	0 3				104 N	Santa Clara	0 3
									113 N	Washington St.	3 2
									130 H	Idaho	0 3
									138 A	Sacramento St.	0 3
									140 N	Cal St. Northridge	2 3
									143 A	UNLV	1 3
									144 H	Northern Ariz.	2 3
									150 H	Northern Colo.	1 3
									162 N	Cal St. Fullerton	0 3
									163 A	Idaho St.	3 0
									163 H	Idaho St.	3 2
									169 H	Boise St.	3 2
									197 A	Montana	3 2
									200 A	Portland St.	0 3
									234 N	Southern Utah	3 2
									264 N	Presbyterian	3 1
									269 A	Seattle	0 3
									291 A	Weber St.	3 1
									291 H	Weber St.	3 0
									295 A	Montana St.	3 2
<hr/>											
			LAST 10 GAMES								
			291 A	Weber St.	3 1	144 H	Northern Ariz.	2 3			
			163 A	Idaho St.	3 0	150 H	Northern Colo.	1 3			
			200 A	Portland St.	0 3	197 A	Montana	3 2			
			138 A	Sacramento St.	0 3	295 A	Montana St.	3 2			
			130 H	Idaho	0 3	163 H	Idaho St.	3 2			

Non-Div. I Games:

Eastern Wash.

Average RPI Win:	252	WON-LOST RECORD	WINNING PCT. RANK	LAST 10 GAMES	STRENGTH OF SCHEDULE	OPP. STRENGTH OF SCHEDULE	TEAM RPI	ADJ RPI	CONF. RPI	ADJ CONF. RPI							
Average RPI Loss:	163																
DIV. I ONLY		12- 12	.5 159	8- 2	216	273	204	.44672	211	28	28						
DIV. I NON-CONF.		5- 10	.33333 239	1- 0	214	220	247	.41722	246	29	29						
<hr/>																	
TOTALS	RPI 1-25	RPI 26-50		W-L RECORDS		RPI 51-100		RPI 101-150		RPI 150+							
12- 12	0- 0	0- 0		OVERALL		1- 2		1- 4		10- 6							
5- 4	0- 0	0- 0		HOME		0- 1		1- 1		4- 2							
6- 3	0- 0	0- 0		AWAY		1- 1		0- 0		5- 2							
1- 5	0- 0	0- 0		NEUTRAL		0- 0		0- 3		1- 2							
<hr/>																	
5- 10	0- 0	0- 0		NON-CONFERENCE		0- 2		1- 4		4- 4							
3- 2	0- 0	0- 0		HOME		0- 1		1- 1		2- 0							
1- 3	0- 0	0- 0		AWAY		0- 1		0- 0		1- 2							
1- 5	0- 0	0- 0		NEUTRAL		0- 0		0- 3		1- 2							
<hr/>																	
7- 2	0- 0	0- 0		CONFERENCE		1- 0		0- 0		6- 2							
2- 2	0- 0	0- 0		HOME		0- 0		0- 0		2- 2							
5- 0	0- 0	0- 0		AWAY		1- 0		0- 0		4- 0							
0- 0	0- 0	0- 0		NEUTRAL		0- 0		0- 0		0- 0							
<hr/>																	
RPI S	Opponent	Score	RPI S	Opponent	Score	RPI S	Opponent	Score	RPI S	Opponent	Score						
						69 H	Eastern Mich.	0 3	108 H	Duquesne	1 3						
						78 A	James Madison	0 3	116 N	IUPUI	0 3						
						99 A	Sacred Heart	3 1	139 N	Valparaiso	0 3						
									141 H	Pittsburgh	3 0						
									149 N	Towson	0 3						
									171 A	West Virginia	1 3						
									187 A	Long Island	3 1						
									195 N	Lehigh	2 3						
									207 H	Central Conn. St.	1 3						
									216 N	William & Mary	0 3						
									237 A	Kent St.	2 3						
									243 A	Fairleigh Dickinson	3 0						
									243 H	Fairleigh Dickinson	3 1						
									270 H	Bryant	2 3						
									279 H	Tex.-Pan American	3 1						
									292 N	Coastal Caro.	3 2						
									298 A	Quinnipiac	3 1						
									303 H	Saint Francis (PA)	3 0						
									305 H	Morgan St.	3 0						
									307 A	Youngstown St.	3 1						
									323 A	St. Francis (NY)	3 0						
						<hr/>											
									LAST 10 GAMES								
									243 A	Fairleigh Dickinson	3 0	270 H	Bryant	2 3			
									298 A	Quinnipiac	3 1	243 H	Fairleigh Dickinson	3 1			
			99 A	Sacred Heart	3 1	303 H	Saint Francis (PA)	3 0									
			141 H	Pittsburgh	3 0	323 A	St. Francis (NY)	3 0									
			207 H	Central Conn. St.	1 3	187 A	Long Island	3 1									

Non-Div. I Games:

Robert Morris

Average RPI Win:	238	WON-LOST RECORD	WINNING PCT. RANK	LAST 10 GAMES	STRENGTH OF SCHEDULE	OPP. STRENGTH OF SCHEDULE	TEAM RPI	ADJ RPI	CONF. RPI	ADJ CONF. RPI	
DIV. I ONLY	10- 15	.4	215	1- 9	200	153	213	.44647	212	12	12
DIV. I NON-CONF.	9- 8	.52941	160	0- 2	267	203	205	.45249	208	11	11
<hr/>											
TOTALS	RPI 1-25	RPI 26-50		W-L RECORDS	RPI 51-100		RPI 101-150		RPI 150+		
10- 15	0- 1	0- 3		OVERALL	0- 1		2- 4		8- 6		
3- 4	0- 0	0- 1		HOME	0- 1		0- 1		3- 1		
2- 8	0- 1	0- 2		AWAY	0- 0		1- 1		1- 4		
5- 3	0- 0	0- 0		NEUTRAL	0- 0		1- 2		4- 1		
<hr/>											
9- 8	0- 0	0- 1		NON-CONFERENCE	0- 1		1- 2		8- 4		
3- 2	0- 0	0- 0		HOME	0- 1		0- 0		3- 1		
1- 3	0- 0	0- 1		AWAY	0- 0		0- 0		1- 2		
5- 3	0- 0	0- 0		NEUTRAL	0- 0		1- 2		4- 1		
<hr/>											
1- 7	0- 1	0- 2		CONFERENCE	0- 0		1- 2		0- 2		
0- 2	0- 0	0- 1		HOME	0- 0		0- 1		0- 0		
1- 5	0- 1	0- 1		AWAY	0- 0		1- 1		0- 2		
0- 0	0- 0	0- 0		NEUTRAL	0- 0		0- 0		0- 0		
<hr/>											
RPI S	Opponent	Score	RPI S	Opponent	Score	RPI S	Opponent	Score	RPI S	Opponent	Score
22 A	Cincinnati	0 3	31 A	Michigan St.	0 3	68 H	Northeastern	0 3	107 A	Villanova	3 0
			35 H	Marquette	0 3				112 N	Iowa	1 3
			49 A	Louisville	0 3				118 H	Syracuse	0 3
									120 A	Georgetown	1 3
									132 N	Toledo	3 1
									147 N	Cleveland St.	0 3
									151 A	South Fla.	2 3
									153 A	Columbia	1 3
									160 N	Colorado	2 3
									172 H	Princeton	2 3
									185 A	Connecticut	1 3
									187 A	Long Island	2 3
									213 H	Buffalo	3 1
									241 N	Air Force	3 0
									251 H	Brown	3 2
									253 N	Binghamton	3 2
									255 N	Iona	3 1
									286 A	Fordham	3 1
									323 H	St. Francis (NY)	3 0
									323 N	St. Francis (NY)	3 0
<hr/>											
			LAST 10 GAMES								
			107 A	Villanova	3 0	118 H	Syracuse	0 3			
			120 A	Georgetown	1 3	22 A	Cincinnati	0 3			
			185 A	Connecticut	1 3	49 A	Louisville	0 3			
			151 A	South Fla.	2 3	112 N	Iowa	1 3			
			35 H	Marquette	0 3	153 A	Columbia	1 3			

Non-Div. I Games:

St. John's (NY)

Average RPI Win:	192	WON-LOST RECORD	WINNING PCT. RANK	LAST 10 GAMES	STRENGTH OF SCHEDULE	OPP. STRENGTH OF SCHEDULE	TEAM RPI	ADJ RPI	CONF. RPI	ADJ CONF. RPI		
DIV. I ONLY		9- 15	.375	230	1- 9	155	134	202	.44618	213	7	8
DIV. I NON-CONF.		7- 7	.5	164	0- 1	215	184	196	.45898	201	10	10
<hr/>												
TOTALS	RPI 1-25	RPI 26-50		W-L RECORDS		RPI 51-100		RPI 101-150		RPI 150+		
9- 15	0- 1	0- 2		OVERALL		1- 3		2- 3		6- 6		
3- 6	0- 1	0- 2		HOME		0- 1		1- 1		2- 1		
3- 7	0- 0	0- 0		AWAY		0- 1		1- 2		2- 4		
3- 2	0- 0	0- 0		NEUTRAL		1- 1		0- 0		2- 1		
7- 7	0- 0	0- 1		NON-CONFERENCE		1- 1		1- 1		5- 4		
3- 1	0- 0	0- 1		HOME		0- 0		1- 0		2- 0		
1- 4	0- 0	0- 0		AWAY		0- 0		0- 1		1- 3		
3- 2	0- 0	0- 0		NEUTRAL		1- 1		0- 0		2- 1		
2- 8	0- 1	0- 1		CONFERENCE		0- 2		1- 2		1- 2		
0- 5	0- 1	0- 1		HOME		0- 1		0- 1		0- 1		
2- 3	0- 0	0- 0		AWAY		0- 1		1- 1		1- 1		
0- 0	0- 0	0- 0		NEUTRAL		0- 0		0- 0		0- 0		
RPI	S	Opponent	Score	RPI	S	Opponent	Score	RPI	S	Opponent	Score	
23	H	Northern Ill.	0 3	34	H	Western Mich.	0 3	64	H	Ohio	1 3	
				36	H	Dayton	0 3	68	N	Northeastern	0 3	
								69	A	Eastern Mich.	0 3	
								92	N	Seton Hall	3 0	
								105	A	Central Mich.	0 3	
								118	H	Syracuse	3 2	
								123	A	Bowling Green	3 2	
								125	A	Indiana	0 3	
								132	H	Toledo	0 3	
								156	A	Miami (OH)	1 3	
								167	H	Niagara	3 1	
								192	A	Colgate	3 2	
								192	A	Colgate	1 3	
								197	A	Akron	3 2	
								212	A	St. John's (NY)	1 3	
								237	H	Kent St.	2 3	
								251	N	Brown	3 1	
								263	N	Southeast Mo. St.	1 3	
								277	H	Cornell	3 1	
								283	A	Canisius	1 3	
								307	N	Youngstown St.	3 1	
LAST 10 GAMES												
105	A	Central Mich.	0 3	237	H	Kent St.	2 3					
69	A	Eastern Mich.	0 3	123	A	Bowling Green	3 2					
23	H	Northern Ill.	0 3	156	A	Miami (OH)	1 3					
34	H	Western Mich.	0 3	283	A	Canisius	1 3					
64	H	Ohio	1 3	132	H	Toledo	0 3					

Non-Div. I Games:

Buffalo

Average RPI Win: 267		WON-LOST	WINNING	LAST 10	STRENGTH OF		OPP. STRENGTH	TEAM	ADJ		CONF.	ADJ CONF.	
Average RPI Loss: 171		RECORD	PCT. RANK	GAMES	SCHEDULE		OF SCHEDULE	RPI	RPI		RPI	RPI	
DIV. I ONLY		12- 9	.57143	131	7- 3		272	267	207	.44561	214	29	29
DIV. I NON-CONF.		6- 6	.5	164	2- 0		210	218	197	.4627	200	28	28
TOTALS		RPI 1-25	RPI 26-50		W-L RECORDS		RPI 51-100		RPI 101-150		RPI 150+		
12- 9	0- 0	0- 0		OVERALL		0- 2		0- 1		12- 6			
3- 1	0- 0	0- 0		HOME		0- 0		0- 0		3- 1			
5- 5	0- 0	0- 0		AWAY		0- 1		0- 1		5- 3			
4- 3	0- 0	0- 0		NEUTRAL		0- 1		0- 0		4- 2			
6- 6	0- 0	0- 0		NON-CONFERENCE		0- 2		0- 1		6- 3			
1- 0	0- 0	0- 0		HOME		0- 0		0- 0		1- 0			
2- 3	0- 0	0- 0		AWAY		0- 1		0- 1		2- 1			
3- 3	0- 0	0- 0		NEUTRAL		0- 1		0- 0		3- 2			
6- 3	0- 0	0- 0		CONFERENCE		0- 0		0- 0		6- 3			
2- 1	0- 0	0- 0		HOME		0- 0		0- 0		2- 1			
3- 2	0- 0	0- 0		AWAY		0- 0		0- 0		3- 2			
1- 0	0- 0	0- 0		NEUTRAL		0- 0		0- 0		1- 0			
RPI S	Opponent	Score	RPI S	Opponent	Score	RPI S	Opponent	Score	RPI S	Opponent	Score		
						58 N	UAB	0 3	102 A	South Carolina	0 3		
						79 A	Samford	0 3	157 N	Troy	3 2		
									166 H	Winthrop	1 3		
									176 A	Liberty	0 3		
									184 N	Elon	3 0		
									205 N	Davidson	0 3		
									225 N	East Tenn. St.	0 3		
									229 A	Western Caro.	1 3		
									229 H	Western Caro.	3 0		
									264 H	Presbyterian	3 1		
									273 A	Radford	3 1		
									282 A	Chattanooga	3 1		
									292 A	Coastal Caro.	3 1		
									296 N	Tennessee Tech	3 0		
									299 A	Gardner-Webb	0 3		
									299 H	Gardner-Webb	3 2		
									299 N	Gardner-Webb	3 2		
									306 A	Charleston So.	3 0		
									320 A	N.C. Central	3 0		
LAST 10 GAMES													
						306 A	Charleston So.	3 0	229 H	Western Caro.	3 0		
						292 A	Coastal Caro.	3 1	273 A	Radford	3 1		
						299 A	Gardner-Webb	0 3	176 A	Liberty	0 3		
						166 H	Winthrop	1 3	299 H	Gardner-Webb	3 2		
						264 H	Presbyterian	3 1	320 A	N.C. Central	3 0		

Non-Div. I Games:

UNC Asheville

Average RPI Win: 263		WON-LOST RECORD		WINNING PCT. RANK		LAST 10 GAMES		STRENGTH OF SCHEDULE		OPP. STRENGTH OF SCHEDULE		TEAM RPI		ADJ RPI		CONF. RPI		ADJ CONF. RPI	
DIV. I ONLY		8- 16		.33333 248		4- 6		143		200		218		.44444 215		20		20	
DIV. I NON-CONF.		4- 10		.28571 261		0- 0		140		207		231		.43578 227		18		18	
TOTALS		RPI 1-25		RPI 26-50		W-L RECORDS		RPI 51-100		RPI 101-150		RPI 150+							
8- 16		0- 1		0- 2		OVERALL		0- 4		0- 5		8- 4							
6- 3		0- 0		0- 0		HOME		0- 2		0- 1		6- 0							
0- 8		0- 1		0- 1		AWAY		0- 1		0- 3		0- 2							
2- 5		0- 0		0- 1		NEUTRAL		0- 1		0- 1		2- 2							
4- 10		0- 1		0- 2		NON-CONFERENCE		0- 1		0- 3		4- 3							
2- 1		0- 0		0- 0		HOME		0- 0		0- 1		2- 0							
0- 4		0- 1		0- 1		AWAY		0- 0		0- 1		0- 1							
2- 5		0- 0		0- 1		NEUTRAL		0- 1		0- 1		2- 2							
4- 6		0- 0		0- 0		CONFERENCE		0- 3		0- 2		4- 1							
4- 2		0- 0		0- 0		HOME		0- 2		0- 0		4- 0							
0- 4		0- 0		0- 0		AWAY		0- 1		0- 2		0- 1							
0- 0		0- 0		0- 0		NEUTRAL		0- 0		0- 0		0- 0							
RPI S	Opponent	Score		RPI S	Opponent	Score		RPI S	Opponent	Score		RPI S	Opponent	Score					
25 A	California	0	3	26 A	Tulsa	0	3	80 N	UC Davis	0	3	103 H	Texas Tech	0	3				
				50 N	North Dakota St.	0	3	85 H	UTSA	0	3	106 A	UTEP	0	3				
								98 A	Texas St.	1	3	120 N	Georgetown	1	3				
								98 H	Texas St.	0	3	122 A	Sam Houston St.	0	3				
												134 A	Stephen F. Austin	0	3				
												170 A	Central Ark.	1	3				
												177 A	North Texas	0	3				
												196 H	A&M-Corpus Christi	3	0				
												200 N	Portland St.	0	3				
												222 H	Northwestern St.	3	2				
												244 N	Nevada	1	3				
												246 H	Lamar	3	0				
												250 H	La.-Lafayette	3	0				
												259 H	McNeese St.	3	2				
												297 H	Prairie View	3	0				
												314 N	Southern U.	3	0				
												316 N	Ark.-Pine Bluff	3	0				
LAST 10 GAMES				LAST 10 GAMES				LAST 10 GAMES				LAST 10 GAMES							
				222 H	Northwestern St.	3	2	98 H	Texas St.	0	3								
				98 A	Texas St.	1	3	246 H	Lamar	3	0								
				134 A	Stephen F. Austin	0	3	259 H	McNeese St.	3	2								
				122 A	Sam Houston St.	0	3	85 H	UTSA	0	3								
				170 A	Central Ark.	1	3	196 H	A&M-Corpus Christi	3	0								

Non-Div. I Games:

Texas-Arlington

Average RPI Win:	208	WON-LOST RECORD	WINNING PCT. RANK	LAST 10 GAMES	STRENGTH OF SCHEDULE	OPP. STRENGTH OF SCHEDULE	TEAM RPI	ADJ RPI	CONF. RPI	ADJ CONF. RPI		
Average RPI Loss:	149											
DIV. I ONLY		8- 13	.38095	227	3- 7	171	168	214	.44211	216	15	15
DIV. I NON-CONF.		6- 6	.5	164	1- 0	171	186	170	.48121	178	15	15
<hr/>												
TOTALS	RPI 1-25	RPI 26-50		W-L RECORDS		RPI 51-100		RPI 101-150		RPI 150+		
8- 13	0- 0	0- 0		OVERALL		0- 5		1- 2		7- 6		
2- 4	0- 0	0- 0		HOME		0- 2		1- 1		1- 1		
4- 4	0- 0	0- 0		AWAY		0- 2		0- 0		4- 2		
2- 5	0- 0	0- 0		NEUTRAL		0- 1		0- 1		2- 3		
<hr/>												
6- 6	0- 0	0- 0		NON-CONFERENCE		0- 2		1- 1		5- 3		
1- 0	0- 0	0- 0		HOME		0- 0		1- 0		0- 0		
3- 1	0- 0	0- 0		AWAY		0- 1		0- 0		3- 0		
2- 5	0- 0	0- 0		NEUTRAL		0- 1		0- 1		2- 3		
<hr/>												
2- 7	0- 0	0- 0		CONFERENCE		0- 3		0- 1		2- 3		
1- 4	0- 0	0- 0		HOME		0- 2		0- 1		1- 1		
1- 3	0- 0	0- 0		AWAY		0- 1		0- 0		1- 2		
0- 0	0- 0	0- 0		NEUTRAL		0- 0		0- 0		0- 0		
<hr/>												
RPI S	Opponent	Score	RPI S	Opponent	Score	RPI S	Opponent	Score	RPI S	Opponent	Score	
						78 A James Madison	0	3	107 H Villanova	3	2	
						78 H James Madison	0	3	116 N IUPUI	2	3	
						84 A Appalachian St.	2	3	149 H Towson	0	3	
						94 N San Diego St.	0	3	164 N Kennesaw St.	1	3	
						96 H Delaware	0	3	181 H VCU	0	3	
						201 N Southern Ill.	3	2				
						202 N Rhode Island	1	3				
						203 A George Mason	1	3				
						203 H George Mason	3	1				
						209 A Georgia St.	3	0				
						211 N Robert Morris	3	0				
						232 N UMBC	0	3				
						233 A Penn	3	1				
						237 A Kent St.	3	1				
						254 A UNC Wilmington	2	3				
						264 A Presbyterian	3	2				
						<hr/>						
LAST 10 GAMES												
78 H James Madison			0	3	181 H VCU			0	3			
203 H George Mason			3	1	209 A Georgia St.			3	0			
149 H Towson			0	3	254 A UNC Wilmington			2	3			
96 H Delaware			0	3	203 A George Mason			1	3			
107 H Villanova			3	2	78 A James Madison			0	3			

Average RPI Win:		263	WON-LOST RECORD		WINNING PCT. RANK		LAST 10 GAMES		STRENGTH OF SCHEDULE		OPP. STRENGTH OF SCHEDULE		TEAM RPI		ADJ RPI		CONF. RPI		ADJ CONF. RPI	
Average RPI Loss:		106																		
DIV. I ONLY			9- 15		.375 230		4- 6		190		191		221		.44118 217		16		16	
DIV. I NON-CONF.			5- 9		.35714 235		0- 0		243		238		259		.41127 259		17		16	
TOTALS			RPI 1-25		RPI 26-50		W-L RECORDS		RPI 51-100		RPI 101-150		RPI 150+							
9- 15			0- 1		0- 1		OVERALL		0- 7		0- 2		9- 4							
4- 2			0- 0		0- 0		HOME		0- 1		0- 0		4- 1							
1- 8			0- 1		0- 1		AWAY		0- 4		0- 2		1- 0							
4- 5			0- 0		0- 0		NEUTRAL		0- 2		0- 0		4- 3							
5- 9			0- 1		0- 0		NON-CONFERENCE		0- 3		0- 2		5- 3							
1- 0			0- 0		0- 0		HOME		0- 0		0- 0		1- 0							
0- 4			0- 1		0- 0		AWAY		0- 1		0- 2		0- 0							
4- 5			0- 0		0- 0		NEUTRAL		0- 2		0- 0		4- 3							
4- 6			0- 0		0- 1		CONFERENCE		0- 4		0- 0		4- 1							
3- 2			0- 0		0- 0		HOME		0- 1		0- 0		3- 1							
1- 4			0- 0		0- 1		AWAY		0- 3		0- 0		1- 0							
0- 0			0- 0		0- 0		NEUTRAL		0- 0		0- 0		0- 0							
RPI	S	Opponent			Score		RPI	S	Opponent			Score		RPI	S	Opponent			Score	
21	A	Oklahoma			0 3		28	A	Western Ky.			2 3		52	A	New Mexico St.			0 3	
														53	A	Middle Tenn.			0 3	
														82	N	LSU			1 3	
														83	A	FIU			0 3	
														88	A	Arkansas St.			1 3	
														88	H	Arkansas St.			1 3	
														97	N	Northwestern			0 3	
														131	A	Ole Miss			0 3	
														145	A	Memphis			1 3	
														157	H	Troy			3 0	
														169	N	Boise St.			0 3	
														170	N	Central Ark.			2 3	
														177	H	North Texas			3 0	
														179	H	Denver			0 3	
														209	N	Georgia St.			2 3	
														248	H	South Ala.			3 0	
														263	H	Southeast Mo. St.			3 0	
														271	A	Fla. Atlantic			3 0	
														293	N	Alabama A&M			3 1	
														316	N	Ark.-Pine Bluff			3 0	
														318	N	Grambling			3 0	
														322	N	Texas Southern			3 0	
							LAST 10 GAMES													
							83	A	FIU			0 3		248	H	South Ala.			3 0	
							271	A	Fla. Atlantic			3 0		157	H	Troy			3 0	
							88	H	Arkansas St.			1 3		88	A	Arkansas St.			1 3	
							179	H	Denver			0 3		53	A	Middle Tenn.			0 3	
							177	H	North Texas			3 0		28	A	Western Ky.			2 3	

Non-Div. I Games:

UALR

Average RPI Win: 247		WON-LOST RECORD		WINNING PCT. RANK		LAST 10 GAMES		STRENGTH OF SCHEDULE		OPP. STRENGTH OF SCHEDULE		TEAM RPI		ADJ RPI		CONF. RPI		ADJ CONF. RPI	
DIV. I ONLY		11- 13		.45833 181		5- 5		194		270		209		.44076 218		27		27	
DIV. I NON-CONF.		5- 6		.45455 191		0- 0		85		255		160		.4967 160		25		25	
TOTALS		RPI 1-25		RPI 26-50		W-L RECORDS		RPI 51-100		RPI 101-150		RPI 150+							
11- 13		0- 0		0- 0		OVERALL		0- 2		0- 3		11- 8							
4- 1		0- 0		0- 0		HOME		0- 0		0- 0		4- 1							
3- 9		0- 0		0- 0		AWAY		0- 1		0- 2		3- 6							
4- 3		0- 0		0- 0		NEUTRAL		0- 1		0- 1		4- 1							
5- 6		0- 0		0- 0		NON-CONFERENCE		0- 1		0- 3		5- 2							
0- 0		0- 0		0- 0		HOME		0- 0		0- 0		0- 0							
1- 3		0- 0		0- 0		AWAY		0- 0		0- 2		1- 1							
4- 3		0- 0		0- 0		NEUTRAL		0- 1		0- 1		4- 1							
6- 7		0- 0		0- 0		CONFERENCE		0- 1		0- 0		6- 6							
4- 1		0- 0		0- 0		HOME		0- 0		0- 0		4- 1							
2- 6		0- 0		0- 0		AWAY		0- 1		0- 0		2- 5							
0- 0		0- 0		0- 0		NEUTRAL		0- 0		0- 0		0- 0							
RPI S	Opponent	Score		RPI S	Opponent	Score		RPI S	Opponent	Score		RPI S	Opponent	Score					
								58 N	UAB	0	3	108 A	Duquesne	0	3				
								73 A	Morehead St.	0	3	123 N	Bowling Green	2	3				
												141 A	Pittsburgh	0	3				
												151 A	South Fla.	3	1				
												157 N	Troy	3	2				
												164 A	Kennesaw St.	2	3				
												175 A	Tennessee St.	1	3				
												175 H	Tennessee St.	2	3				
												190 A	UT Martin	0	3				
												190 H	UT Martin	3	1				
												202 N	Rhode Island	2	3				
												223 N	Md.-East. Shore	3	0				
												258 H	Jacksonville St.	3	0				
												260 A	Austin Peay	2	3				
												260 H	Austin Peay	3	1				
												263 A	Southeast Mo. St.	1	3				
												278 A	Eastern Ill.	3	1				
												285 A	SIU Edwardsville	3	1				
												287 A	Murray St.	0	3				
												296 H	Tennessee Tech	3	0				
												302 N	Howard	3	1				
												312 N	Bethune-Cookman	3	2				
						LAST 10 GAMES													
						190 A UT Martin		0	3										
						175 A Tennessee St.		1	3										
						287 A Murray St.		0	3										
						263 A Southeast Mo. St.		1	3										
						296 H Tennessee Tech		3	0										
						258 H Jacksonville St.		3	0										
						260 A Austin Peay		2	3										
						285 A SIU Edwardsville		3	1										
						278 A Eastern Ill.		3	1										
						190 H UT Martin		3	1										

Average RPI Win: 267		WON-LOST	WINNING	LAST 10	STRENGTH OF		OPP. STRENGTH	TEAM	ADJ		CONF.	ADJ CONF.	
Average RPI Loss: 183		RECORD	PCT. RANK	GAMES	SCHEDULE		OF SCHEDULE	RPI	RPI		RPI	RPI	
DIV. I ONLY		12- 9	.57143	131	8- 2		279	279	215	.43982	219	25	26
DIV. I NON-CONF.		7- 7	.5	164	3- 0		290	277	244	.41501	252	26	26
TOTALS		RPI 1-25	RPI 26-50		W-L RECORDS		RPI 51-100		RPI 101-150		RPI 150+		
12- 9	0- 0	0- 0		OVERALL		0- 0		0- 3		12- 6			
5- 3	0- 0	0- 0		HOME		0- 0		0- 1		5- 2			
4- 3	0- 0	0- 0		AWAY		0- 0		0- 0		4- 3			
3- 3	0- 0	0- 0		NEUTRAL		0- 0		0- 2		3- 1			
7- 7	0- 0	0- 0		NON-CONFERENCE		0- 0		0- 2		7- 5			
2- 2	0- 0	0- 0		HOME		0- 0		0- 0		2- 2			
2- 2	0- 0	0- 0		AWAY		0- 0		0- 0		2- 2			
3- 3	0- 0	0- 0		NEUTRAL		0- 0		0- 2		3- 1			
5- 2	0- 0	0- 0		CONFERENCE		0- 0		0- 1		5- 1			
3- 1	0- 0	0- 0		HOME		0- 0		0- 1		3- 0			
2- 1	0- 0	0- 0		AWAY		0- 0		0- 0		2- 1			
0- 0	0- 0	0- 0		NEUTRAL		0- 0		0- 0		0- 0			
RPI S	Opponent	Score	RPI S	Opponent	Score	RPI S	Opponent	Score	RPI S	Opponent	Score		
									102 N	South Carolina	1 3		
									109 H	Albany (NY)	0 3		
									123 N	Bowling Green	0 3		
									187 A	Long Island	3 0		
									197 N	Montana	1 3		
									202 H	Rhode Island	2 3		
									207 A	Central Conn. St.	1 3		
									227 A	New Hampshire	2 3		
									232 A	UMBC	3 2		
									232 H	UMBC	3 2		
									237 H	Kent St.	0 3		
									247 A	Temple	2 3		
									253 H	Binghamton	3 2		
									255 H	Iona	3 1		
									268 A	Hartford	3 2		
									272 A	Bucknell	3 2		
									272 N	Bucknell	3 0		
									286 H	Fordham	3 2		
									304 H	Providence	3 0		
									319 N	Coppin St.	3 2		
									326 N	Saint Peter's	3 0		
LAST 10 GAMES													
						232 H	Binghamton	3 2					
						304 H	Providence	3 0					
						187 A	Long Island	3 0					
						268 A	Hartford	3 2					
						227 A	New Hampshire	2 3					
						253 H	Binghamton	3 2					
						109 H	Albany (NY)	0 3					
						232 A	UMBC	3 2					
						286 H	Fordham	3 2					
						319 N	Coppin St.	3 2					

Non-Div. I Games:

Stony Brook

Average RPI Win: 252		WON-LOST	WINNING	LAST 10	STRENGTH OF		OPP. STRENGTH	TEAM	ADJ		CONF.	ADJ CONF.
Average RPI Loss: 134		RECORD	PCT. RANK	GAMES	SCHEDULE		OF SCHEDULE	RPI	RPI		RPI	RPI
DIV. I ONLY		7- 15	.31818 262	4- 6	112		251	219	.43593 220		21	23
DIV. I NON-CONF.		5- 10	.33333 239	2- 1	138		244	213	.43393 231		21	23
TOTALS		RPI 1-25	RPI 26-50	W-L RECORDS	RPI 51-100		RPI 101-150		RPI 150+			
7- 15	0- 0		0- 0	OVERALL	0- 6		0- 4		7- 5			
4- 4	0- 0		0- 0	HOME	0- 1		0- 2		4- 1			
2- 5	0- 0		0- 0	AWAY	0- 3		0- 1		2- 1			
1- 6	0- 0		0- 0	NEUTRAL	0- 2		0- 1		1- 3			
5- 10	0- 0		0- 0	NON-CONFERENCE	0- 4		0- 1		5- 5			
3- 1	0- 0		0- 0	HOME	0- 0		0- 0		3- 1			
1- 3	0- 0		0- 0	AWAY	0- 2		0- 0		1- 1			
1- 6	0- 0		0- 0	NEUTRAL	0- 2		0- 1		1- 3			
2- 5	0- 0		0- 0	CONFERENCE	0- 2		0- 3		2- 0			
1- 3	0- 0		0- 0	HOME	0- 1		0- 2		1- 0			
1- 2	0- 0		0- 0	AWAY	0- 1		0- 1		1- 0			
0- 0	0- 0		0- 0	NEUTRAL	0- 0		0- 0		0- 0			
RPI S	Opponent	Score	RPI S	Opponent	Score	RPI S	Opponent	Score	RPI S	Opponent	Score	
						55 N	TCU	0 3	115 A	Utah Valley	0 3	
						66 A	North Dakota	0 3	115 H	Utah Valley	2 3	
						66 H	North Dakota	1 3	117 H	Houston Baptist	1 3	
						67 N	Arkansas	0 3	146 N	Boston College	0 3	
						92 A	Seton Hall	0 3	165 N	Dartmouth	3 2	
						95 A	Army	1 3	172 N	Princeton	1 3	
									174 H	Hofstra	3 2	
									195 H	Lehigh	3 2	
									204 N	Fairfield	1 3	
									224 N	Marist	0 3	
									236 A	Rutgers	1 3	
									243 H	Fairleigh Dickinson	2 3	
									279 H	Tex.-Pan American	3 0	
									310 H	La Salle	3 0	
									317 A	Chicago St.	3 2	
									323 A	St. Francis (NY)	3 0	
				LAST 10 GAMES								
				66 H	North Dakota	1 3	279 H	Tex.-Pan American	3 0			
				115 H	Utah Valley	2 3	117 H	Houston Baptist	1 3			
				317 A	Chicago St.	3 2	174 H	Hofstra	3 2			
				115 A	Utah Valley	0 3	310 H	La Salle	3 0			
				66 A	North Dakota	0 3	146 N	Boston College	0 3			

Non-Div. I Games:

NJIT

Average RPI Win:	293	WON-LOST RECORD	WINNING PCT. RANK	LAST 10 GAMES	STRENGTH OF SCHEDULE	OPP. STRENGTH OF SCHEDULE	TEAM RPI	ADJ RPI	CONF. RPI	ADJ CONF. RPI				
DIV. I ONLY		16- 10	.61538	110	3- 7	306	296	226	.43589	221	20	20		
DIV. I NON-CONF.		13- 3	.8125	36	0- 0	294	323	166	.49282	163	18	18		
<hr/>														
TOTALS	RPI 1-25	RPI 26-50		W-L RECORDS		RPI 51-100		RPI 101-150		RPI 150+				
16- 10	0- 0	0- 0		OVERALL		0- 2		0- 3		16- 5				
8- 4	0- 0	0- 0		HOME		0- 0		0- 2		8- 2				
5- 5	0- 0	0- 0		AWAY		0- 2		0- 1		5- 2				
3- 1	0- 0	0- 0		NEUTRAL		0- 0		0- 0		3- 1				
<hr/>														
13- 3	0- 0	0- 0		NON-CONFERENCE		0- 1		0- 1		13- 1				
7- 1	0- 0	0- 0		HOME		0- 0		0- 1		7- 0				
3- 1	0- 0	0- 0		AWAY		0- 1		0- 0		3- 0				
3- 1	0- 0	0- 0		NEUTRAL		0- 0		0- 0		3- 1				
<hr/>														
3- 7	0- 0	0- 0		CONFERENCE		0- 1		0- 2		3- 4				
1- 3	0- 0	0- 0		HOME		0- 0		0- 1		1- 2				
2- 4	0- 0	0- 0		AWAY		0- 1		0- 1		2- 2				
0- 0	0- 0	0- 0		NEUTRAL		0- 0		0- 0		0- 0				
<hr/>														
RPI S	Opponent	Score	RPI S	Opponent	Score	RPI S	Opponent	Score	RPI S	Opponent	Score			
						52 A	New Mexico St.	0 3	106 H	UTEP	0 3			
						85 A	UTSA	0 3	122 H	Sam Houston St.	1 3			
						134 A	Stephen F. Austin	0 3	170 H	Central Ark.	0 3			
						196 A	A&M-Corpus Christi	2 3	200 N	Portland St.	0 3			
						222 H	Northwestern St.	1 3	242 A	Jackson St.	3 2			
						242 H	Jackson St.	3 2	245 H	La.-Monroe	3 2			
						246 A	Lamar	0 3	248 H	South Ala.	3 1			
						259 A	McNeese St.	3 2	293 H	Alabama A&M	3 0			
						308 A	Southeastern La.	3 1	308 H	Southeastern La.	3 2			
						311 H	Alabama St.	3 0	313 N	Mississippi Val.	3 0			
						314 H	Southern U.	3 0	314 N	Southern U.	3 0			
						318 A	Grambling	3 0	318 H	Grambling	3 0			
						322 N	Texas Southern	3 0	325 A	Alcorn St.	3 0			
						LAST 10 GAMES								
						134 A	Stephen F. Austin	0 3	308 A	Southeastern La.	3 1			
						308 H	Southeastern La.	3 2	222 H	Northwestern St.	1 3			
						85 A	UTSA	0 3	170 H	Central Ark.	0 3			
						196 A	A&M-Corpus Christi	2 3	246 A	Lamar	0 3			
						122 H	Sam Houston St.	1 3	259 A	McNeese St.	3 2			

Non-Div. I Games:

Nicholls St.

Average RPI Win:	254	WON-LOST RECORD	WINNING PCT. RANK	LAST 10 GAMES	STRENGTH OF SCHEDULE	OPP. STRENGTH OF SCHEDULE	TEAM RPI	ADJ RPI	CONF. RPI	ADJ CONF. RPI			
DIV. I ONLY		8- 15	.34783 247	5- 5	175	229	234	.43563 222	20	20			
DIV. I NON-CONF.		4- 8	.33333 239	1- 0	146	242	216	.4508 209	18	18			
<hr/>													
TOTALS	RPI 1-25	RPI 26-50		W-L RECORDS		RPI 51-100		RPI 101-150		RPI 150+			
8- 15	0- 0	0- 0		OVERALL		0- 5		0- 6		8- 4			
2- 4	0- 0	0- 0		HOME		0- 2		0- 0		2- 2			
4- 6	0- 0	0- 0		AWAY		0- 1		0- 4		4- 1			
2- 5	0- 0	0- 0		NEUTRAL		0- 2		0- 2		2- 1			
<hr/>													
4- 8	0- 0	0- 0		NON-CONFERENCE		0- 3		0- 4		4- 1			
1- 1	0- 0	0- 0		HOME		0- 1		0- 0		1- 0			
1- 2	0- 0	0- 0		AWAY		0- 0		0- 2		1- 0			
2- 5	0- 0	0- 0		NEUTRAL		0- 2		0- 2		2- 1			
<hr/>													
4- 7	0- 0	0- 0		CONFERENCE		0- 2		0- 2		4- 3			
1- 3	0- 0	0- 0		HOME		0- 1		0- 0		1- 2			
3- 4	0- 0	0- 0		AWAY		0- 1		0- 2		3- 1			
0- 0	0- 0	0- 0		NEUTRAL		0- 0		0- 0		0- 0			
<hr/>													
RPI	S	Opponent	Score	RPI	S	Opponent	Score	RPI	S	Opponent	Score		
				52 N		New Mexico St.	1	3	103 A		Texas Tech	0	3
				73 N		Morehead St.	0	3	117 N		Houston Baptist	1	3
				88 H		Arkansas St.	0	3	122 A		Sam Houston St.	1	3
				98 A		Texas St.	0	3	134 A		Stephen F. Austin	0	3
				98 H		Texas St.	1	3	142 A		Southern Miss.	1	3
									143 N		UNLV	2	3
									170 A		Central Ark.	3	1
									170 H		Central Ark.	2	3
									215 A		Texas-Arlington	2	3
									221 A		Nicholls St.	3	1
									242 N		Jackson St.	3	1
									246 H		Lamar	1	3
									250 N		La.-Lafayette	3	1
									257 A		Louisiana Tech	3	0
									259 H		McNeese St.	3	1
									282 N		Chattanooga	1	3
									308 A		Southeastern La.	3	1
									325 H		Alcorn St.	3	0
<hr/>													
LAST 10 GAMES													
215 A		Texas-Arlington		2	3	170 A		Central Ark.		3	1		
257 A		Louisiana Tech		3	0	221 A		Nicholls St.		3	1		
259 H		McNeese St.		3	1	308 A		Southeastern La.		3	1		
246 H		Lamar		1	3	122 A		Sam Houston St.		1	3		
98 H		Texas St.		1	3	134 A		Stephen F. Austin		0	3		

Non-Div. I Games:

Northwestern St.

Average RPI Win:	279	WON-LOST	WINNING	LAST 10	STRENGTH OF	OPP. STRENGTH	TEAM	ADJ	CONF.	ADJ CONF.			
Average RPI Loss:	244	RECORD	PCT. RANK	GAMES	SCHEDULE	OF SCHEDULE	RPI	RPI	RPI	RPI			
DIV. I ONLY		16- 6	.72727	51	10- 0	324	304	222	.43492	223	32	32	
DIV. I NON-CONF.		8- 5	.61538	109	2- 0	292	260	206	.44596	213	32	32	

TOTALS	RPI 1-25	RPI 26-50		W-L RECORDS		RPI 51-100		RPI 101-150		RPI 150+			
16- 6	0- 0	0- 0		OVERALL		0- 0		0- 1		16- 5			
5- 0	0- 0	0- 0		HOME		0- 0		0- 0		5- 0			
9- 0	0- 0	0- 0		AWAY		0- 0		0- 0		9- 0			
2- 6	0- 0	0- 0		NEUTRAL		0- 0		0- 1		2- 5			
8- 5	0- 0	0- 0		NON-CONFERENCE		0- 0		0- 1		8- 4			
2- 0	0- 0	0- 0		HOME		0- 0		0- 0		2- 0			
4- 0	0- 0	0- 0		AWAY		0- 0		0- 0		4- 0			
2- 5	0- 0	0- 0		NEUTRAL		0- 0		0- 1		2- 4			
8- 1	0- 0	0- 0		CONFERENCE		0- 0		0- 0		8- 1			
3- 0	0- 0	0- 0		HOME		0- 0		0- 0		3- 0			
5- 0	0- 0	0- 0		AWAY		0- 0		0- 0		5- 0			
0- 1	0- 0	0- 0		NEUTRAL		0- 0		0- 0		0- 1			
RPI	S	Opponent	Score	RPI	S	Opponent	Score	RPI	S	Opponent	Score		
								123	N	Bowling Green	2	3	
								151	A	South Fla.	3	2	
								189	N	Harvard	3	0	
								218	N	Eastern Ky.	0	3	
								240	N	Campbell	2	3	
								251	A	Brown	3	2	
								270	A	Bryant	3	1	
								270	N	Bryant	3	2	
								274	H	CSU Bakersfield	3	1	
								281	A	Hampton	3	0	
								284	N	Holy Cross	0	3	
								286	N	Fordham	1	3	
								288	A	High Point	3	1	
								301	A	Norfolk St.	3	0	
								302	H	Howard	3	1	
								305	A	Morgan St.	3	0	
								311	H	Alabama St.	3	0	
								312	N	Bethune-Cookman	1	3	
								315	A	Delaware St.	3	0	
								315	H	Delaware St.	3	0	
								319	A	Coppin St.	3	1	
								320	H	N.C. Central	3	0	
				LAST 10 GAMES									
				302	H	Howard	3	1	319	A	Coppin St.	3	1
				315	A	Delaware St.	3	0	315	H	Delaware St.	3	0
				301	A	Norfolk St.	3	0	274	H	CSU Bakersfield	3	1
				281	A	Hampton	3	0	320	H	N.C. Central	3	0
				305	A	Morgan St.	3	0	311	H	Alabama St.	3	0

Non-Div. I Games:

Md.-East. Shore

Average RPI Win:	284	WON-LOST RECORD	WINNING PCT. RANK	LAST 10 GAMES	STRENGTH OF SCHEDULE	OPP. STRENGTH OF SCHEDULE	TEAM RPI	ADJ RPI	CONF. RPI	ADJ CONF. RPI	
DIV. I ONLY	11- 11	.5	159	6- 4	251	289	224	.43449	224	30	31
DIV. I NON-CONF.	3- 7	.3	257	0- 0	141	221	226	.44219	217	31	31
TOTALS	RPI 1-25	RPI 26-50		W-L RECORDS	RPI 51-100		RPI 101-150		RPI 150+		
11- 11	0- 0	0- 0		OVERALL	0- 1		0- 4		11- 6		
4- 2	0- 0	0- 0		HOME	0- 0		0- 0		4- 2		
5- 6	0- 0	0- 0		AWAY	0- 1		0- 3		5- 2		
2- 3	0- 0	0- 0		NEUTRAL	0- 0		0- 1		2- 2		
3- 7	0- 0	0- 0		NON-CONFERENCE	0- 1		0- 4		3- 2		
0- 0	0- 0	0- 0		HOME	0- 0		0- 0		0- 0		
1- 4	0- 0	0- 0		AWAY	0- 1		0- 3		1- 0		
2- 3	0- 0	0- 0		NEUTRAL	0- 0		0- 1		2- 2		
8- 4	0- 0	0- 0		CONFERENCE	0- 0		0- 0		8- 4		
4- 2	0- 0	0- 0		HOME	0- 0		0- 0		4- 2		
4- 2	0- 0	0- 0		AWAY	0- 0		0- 0		4- 2		
0- 0	0- 0	0- 0		NEUTRAL	0- 0		0- 0		0- 0		
RPI	S	Opponent	Score	RPI	S	Opponent	Score	RPI	S	Opponent	Score
								95	A	Army	0 3
								108	A	Duquesne	0 3
								138	A	Sacramento St.	0 3
								140	N	Cal St. Northridge	0 3
								141	A	Pittsburgh	0 3
								154	N	Fresno St.	0 3
								165	N	Dartmouth	1 3
								167	H	Niagara	2 3
								204	H	Fairfield	2 3
								220	N	NJIT	3 0
								226	A	Manhattan	2 3
								255	A	Iona	3 0
								255	H	Iona	3 0
								268	A	Hartford	3 2
								275	A	Siena	0 3
								283	H	Canisius	3 0
								288	A	Loyola Maryland	3 2
								288	H	Loyola Maryland	3 1
								303	N	Saint Francis (PA)	3 1
								321	A	Rider	3 1
								321	H	Rider	3 1
								326	A	Saint Peter's	3 0
				LAST 10 GAMES							
				321	H	Rider	3 1	283	H	Canisius	3 0
				288	H	Loyola Maryland	3 1	167	H	Niagara	2 3
				255	A	Iona	3 0	275	A	Siena	0 3
				226	A	Manhattan	2 3	255	H	Iona	3 0
				326	A	Saint Peter's	3 0	204	H	Fairfield	2 3

Non-Div. I Games:

Marist

Average RPI Win: 272		WON-LOST	WINNING	LAST 10	STRENGTH OF		OPP. STRENGTH	TEAM	ADJ	CONF.	ADJ CONF.
Average RPI Loss: 139		RECORD	PCT. RANK	GAMES	SCHEDULE		OF SCHEDULE	RPI	RPI	RPI	RPI
DIV. I ONLY		11- 14	.44	196	231		223	225	.43303	225	24
DIV. I NON-CONF.		7- 9	.4375	203	225		210	217	.44053	219	24
TOTALS		RPI 1-25	RPI 26-50		W-L RECORDS		RPI 51-100		RPI 101-150		RPI 150+
11- 14	0- 0	0- 1		OVERALL		0- 5		0- 1		11- 7	
4- 2	0- 0	0- 0		HOME		0- 0		0- 0		4- 2	
3- 6	0- 0	0- 0		AWAY		0- 3		0- 0		3- 3	
4- 6	0- 0	0- 1		NEUTRAL		0- 2		0- 1		4- 2	
7- 9	0- 0	0- 1		NON-CONFERENCE		0- 4		0- 1		7- 3	
1- 0	0- 0	0- 0		HOME		0- 0		0- 0		1- 0	
2- 3	0- 0	0- 0		AWAY		0- 2		0- 0		2- 1	
4- 6	0- 0	0- 1		NEUTRAL		0- 2		0- 1		4- 2	
4- 5	0- 0	0- 0		CONFERENCE		0- 1		0- 0		4- 4	
3- 2	0- 0	0- 0		HOME		0- 0		0- 0		3- 2	
1- 3	0- 0	0- 0		AWAY		0- 1		0- 0		1- 2	
0- 0	0- 0	0- 0		NEUTRAL		0- 0		0- 0		0- 0	
RPI S	Opponent	Score	RPI S	Opponent	Score	RPI S	Opponent	Score	RPI S	Opponent	Score
			37 N	Missouri	0 3	53 A	Middle Tenn.	0 3	120 N	Georgetown	2 3
						77 A	Lipscomb	0 3	152 A	Belmont	1 3
						78 A	James Madison	0 3	158 A	Fla. Gulf Coast	1 3
						83 N	FIU	1 3	164 H	Kennesaw St.	0 3
						84 N	Appalachian St.	1 3	173 N	Evansville	1 3
									214 N	UNC Asheville	3 0
									231 H	North Florida	3 1
									238 H	Jacksonville	1 3
									252 A	UNC Greensboro	3 1
									256 H	Mercer	3 1
									260 N	Austin Peay	1 3
									264 A	Presbyterian	2 3
									276 H	Wofford	3 2
									280 H	S.C. Upstate	3 0
									282 A	Chattanooga	3 0
									292 N	Coastal Caro.	3 2
									294 A	Stetson	3 1
									296 N	Tennessee Tech	3 1
									324 N	N.C. A&T	3 0
LAST 10 GAMES											
			164 H	Kennesaw St.	0 3	276 H	Wofford	3 2			
			256 H	Mercer	3 1	231 H	North Florida	3 1			
			264 A	Presbyterian	2 3	238 H	Jacksonville	1 3			
			158 A	Fla. Gulf Coast	1 3	77 A	Lipscomb	0 3			
			294 A	Stetson	3 1	152 A	Belmont	1 3			

Non-Div. I Games:

East Tenn. St.

Average RPI Win:	290	WON-LOST RECORD	WINNING PCT. RANK	LAST 10 GAMES	STRENGTH OF SCHEDULE	OPP. STRENGTH OF SCHEDULE	TEAM RPI	ADJ RPI	CONF. RPI	ADJ CONF. RPI					
DIV. I ONLY		14- 9	.6087 113	6- 4	307	294	230	.4314 226	30	31					
DIV. I NON-CONF.		7- 5	.58333 130	2- 0	261	284	200	.4639 199	31	31					
<hr/>															
TOTALS	RPI 1-25	RPI 26-50		W-L RECORDS	RPI 51-100		RPI 101-150		RPI 150+						
14- 9	0- 0	0- 0		OVERALL	0- 1		0- 2		14- 6						
7- 1	0- 0	0- 0		HOME	0- 0		0- 0		7- 1						
5- 5	0- 0	0- 0		AWAY	0- 0		0- 1		5- 4						
2- 3	0- 0	0- 0		NEUTRAL	0- 1		0- 1		2- 1						
<hr/>															
7- 5	0- 0	0- 0		NON-CONFERENCE	0- 1		0- 2		7- 2						
3- 0	0- 0	0- 0		HOME	0- 0		0- 0		3- 0						
2- 2	0- 0	0- 0		AWAY	0- 0		0- 1		2- 1						
2- 3	0- 0	0- 0		NEUTRAL	0- 1		0- 1		2- 1						
<hr/>															
7- 4	0- 0	0- 0		CONFERENCE	0- 0		0- 0		7- 4						
4- 1	0- 0	0- 0		HOME	0- 0		0- 0		4- 1						
3- 3	0- 0	0- 0		AWAY	0- 0		0- 0		3- 3						
0- 0	0- 0	0- 0		NEUTRAL	0- 0		0- 0		0- 0						
<hr/>															
RPI	S	Opponent	Score	RPI	S	Opponent	Score	RPI	S	Opponent	Score				
								71	N	San Francisco	0 3				
								113	A	Washington St.	0 3				
								122	N	Sam Houston St.	0 3				
								165	N	Dartmouth	0 3				
								167	A	Niagara	0 3				
								174	A	Hofstra	0 3				
								204	A	Fairfield	0 3				
								224	H	Marist	3 2				
								243	H	Fairleigh Dickinson	3 0				
								255	A	Iona	0 3				
								272	A	Bucknell	3 0				
								273	N	Radford	3 2				
								275	H	Siena	1 3				
								283	A	Canisius	3 2				
								286	N	Fordham	3 0				
								288	A	Loyola Maryland	3 1				
								288	H	Loyola Maryland	3 2				
								300	A	Lafayette	3 2				
								304	H	Providence	3 1				
								321	H	Rider	3 1				
323	H	St. Francis (NY)	3 0												
326	A	Saint Peter's	3 0												
								326	H	Saint Peter's	3 0				
								LAST 10 GAMES							
								326	A	Saint Peter's	3 0	204	A	Fairfield	0 3
								288	A	Loyola Maryland	3 1	323	H	St. Francis (NY)	3 0
								224	H	Marist	3 2	283	A	Canisius	3 2
								275	H	Siena	1 3	167	A	Niagara	0 3
								255	A	Iona	0 3	243	H	Fairleigh Dickinson	3 0

Non-Div. I Games:

Manhattan

Average RPI Win: 243		WON-LOST RECORD		WINNING PCT. RANK		LAST 10 GAMES		STRENGTH OF SCHEDULE		OPP. STRENGTH OF SCHEDULE		TEAM RPI		ADJ RPI		CONF. RPI		ADJ CONF. RPI	
DIV. I ONLY		7- 16		.30435 265		7- 3		106		241		217		.4305 227		25		26	
DIV. I NON-CONF.		1- 15		.0625 311		1- 2		94		190		271		.38634 273		26		26	
TOTALS		RPI 1-25		RPI 26-50		W-L RECORDS		RPI 51-100		RPI 101-150		RPI 150+							
7- 16		0- 1		0- 1		OVERALL		0- 2		1- 4		6- 8							
4- 5		0- 0		0- 0		HOME		0- 0		1- 0		3- 5							
3- 5		0- 0		0- 0		AWAY		0- 1		0- 2		3- 2							
0- 6		0- 1		0- 1		NEUTRAL		0- 1		0- 2		0- 1							
1- 15		0- 1		0- 1		NON-CONFERENCE		0- 2		0- 4		1- 7							
0- 4		0- 0		0- 0		HOME		0- 0		0- 0		0- 4							
1- 5		0- 0		0- 0		AWAY		0- 1		0- 2		1- 2							
0- 6		0- 1		0- 1		NEUTRAL		0- 1		0- 2		0- 1							
6- 1		0- 0		0- 0		CONFERENCE		0- 0		1- 0		5- 1							
4- 1		0- 0		0- 0		HOME		0- 0		1- 0		3- 1							
2- 0		0- 0		0- 0		AWAY		0- 0		0- 0		2- 0							
0- 0		0- 0		0- 0		NEUTRAL		0- 0		0- 0		0- 0							
RPI S	Opponent	Score		RPI S	Opponent	Score		RPI S	Opponent	Score		RPI S	Opponent	Score					
11 N	Penn St.	0	3	43 N	Ohio St.	0	3	68 A	Northeastern	0	3	101 A	Yale	0	3				
								95 N	Army	2	3	109 H	Albany (NY)	3	0				
												139 N	Valparaiso	0	3				
												141 A	Pittsburgh	1	3				
												149 N	Towson	1	3				
												156 N	Miami (OH)	1	3				
												171 A	West Virginia	0	3				
												185 H	Connecticut	0	3				
												189 A	Harvard	2	3				
												204 H	Fairfield	1	3				
												219 H	Stony Brook	3	2				
												230 H	Indiana St.	0	3				
												232 H	UMBC	3	1				
												253 H	Binghamton	1	3				
												268 A	Hartford	3	2				
												268 H	Hartford	3	2				
												270 H	Bryant	1	3				
												298 A	Quinnipiac	3	0				
												304 A	Providence	3	1				

Average RPI Win: 253		WON-LOST RECORD		WINNING PCT. RANK		LAST 10 GAMES		STRENGTH OF SCHEDULE		OPP. STRENGTH OF SCHEDULE		TEAM RPI		ADJ RPI		CONF. RPI		ADJ CONF. RPI	
Average RPI Loss: 137																			
DIV. I ONLY		11- 13		.45833 181		3- 7		264		215		235		.42948 228		14		14	
DIV. I NON-CONF.		8- 3		.72727 59		1- 0		322		313		227		.44073 218		14		14	
TOTALS		RPI 1-25		RPI 26-50		W-L RECORDS		RPI 51-100		RPI 101-150		RPI 150+							
11- 13		0- 0		0- 2		OVERALL		0- 4		1- 2		10- 5							
4- 5		0- 0		0- 1		HOME		0- 2		1- 1		3- 1							
2- 8		0- 0		0- 1		AWAY		0- 2		0- 1		2- 4							
5- 0		0- 0		0- 0		NEUTRAL		0- 0		0- 0		5- 0							
8- 3		0- 0		0- 0		NON-CONFERENCE		0- 1		0- 0		8- 2							
2- 0		0- 0		0- 0		HOME		0- 0		0- 0		2- 0							
1- 3		0- 0		0- 0		AWAY		0- 1		0- 0		1- 2							
5- 0		0- 0		0- 0		NEUTRAL		0- 0		0- 0		5- 0							
3- 10		0- 0		0- 2		CONFERENCE		0- 3		1- 2		2- 3							
2- 5		0- 0		0- 1		HOME		0- 2		1- 1		1- 1							
1- 5		0- 0		0- 1		AWAY		0- 1		0- 1		1- 2							
0- 0		0- 0		0- 0		NEUTRAL		0- 0		0- 0		0- 0							
RPI	S	Opponent		Score	RPI	S	Opponent		Score	RPI	S	Opponent		Score	RPI	S	Opponent		Score
					50	A	North Dakota St.		0 3	61	A	Oral Roberts		1 3	116	H	IUPUI		0 3
					50	H	North Dakota St.		0 3	61	H	Oral Roberts		0 3	148	A	South Dakota St.		0 3
										76	H	IPFW		2 3	148	H	South Dakota St.		3 0
										86	A	Illinois St.		1 3	159	H	Oakland		3 1
															183	A	South Dakota		1 3
															194	A	Ill.-Chicago		1 3
															230	A	Indiana St.		3 0
															234	A	Southern Utah		0 3
															234	H	Southern Utah		2 3
															237	N	Kent St.		3 2
															239	H	DePaul		3 0
															249	A	UMKC		3 1
															276	N	Wofford		3 0
															285	A	SIU Edwardsville		2 3
															285	N	SIU Edwardsville		3 1
															316	N	Ark.-Pine Bluff		3 0
															317	H	Chicago St.		3 0
															327	N	Savannah St.		3 0
LAST 10 GAMES																			
					234	A	Southern Utah		0 3	76	H	IPFW		2 3					
					61	A	Oral Roberts		1 3	116	H	IUPUI		0 3					
					239	H	DePaul		3 0	183	A	South Dakota		1 3					
					50	H	North Dakota St.		0 3	249	A	UMKC		3 1					
					148	H	South Dakota St.		3 0	61	H	Oral Roberts		0 3					

Non-Div. I Games:

Western Ill.

Average RPI Win: 269		WON-LOST RECORD		WINNING PCT. RANK		LAST 10 GAMES		STRENGTH OF SCHEDULE		OPP. STRENGTH OF SCHEDULE		TEAM RPI		ADJ RPI		CONF. RPI		ADJ CONF. RPI	
DIV. I ONLY		10- 16		.38462 225		4- 6		185		232		223		.42873 229		18		18	
DIV. I NON-CONF.		5- 11		.3125 255		0- 1		226		224		263		.39529 265		23		22	
TOTALS		RPI 1-25		RPI 26-50		W-L RECORDS		RPI 51-100		RPI 101-150		RPI 150+							
10- 16		0- 1		0- 3		OVERALL		0- 3		0- 2		10- 7							
3- 2		0- 0		0- 0		HOME		0- 2		0- 0		3- 0							
3- 9		0- 1		0- 0		AWAY		0- 1		0- 2		3- 5							
4- 5		0- 0		0- 3		NEUTRAL		0- 0		0- 0		4- 2							
5- 11		0- 1		0- 3		NON-CONFERENCE		0- 0		0- 1		5- 6							
1- 0		0- 0		0- 0		HOME		0- 0		0- 0		1- 0							
0- 6		0- 1		0- 0		AWAY		0- 0		0- 1		0- 4							
4- 5		0- 0		0- 3		NEUTRAL		0- 0		0- 0		4- 2							
5- 5		0- 0		0- 0		CONFERENCE		0- 3		0- 1		5- 1							
2- 2		0- 0		0- 0		HOME		0- 2		0- 0		2- 0							
3- 3		0- 0		0- 0		AWAY		0- 1		0- 1		3- 1							
0- 0		0- 0		0- 0		NEUTRAL		0- 0		0- 0		0- 0							
RPI	S	Opponent		Score		RPI	S	Opponent		Score		RPI	S	Opponent		Score			
13	A	Purdue		0 3		30	N	Ball St.		0 3		70	H	Furman		1 3			
						34	N	Western Mich.		0 3		79	H	Samford		0 3			
						48	N	Wisconsin		0 3		84	A	Appalachian St.		0 3			

Average RPI Win:	258	WON-LOST	WINNING	LAST 10	STRENGTH OF	OPP. STRENGTH	TEAM	ADJ	CONF.	ADJ CONF.					
Average RPI Loss:	126	RECORD	PCT. RANK	GAMES	SCHEDULE	OF SCHEDULE	RPI	RPI	RPI	RPI					
DIV. I ONLY		10- 12	.45455	187	3- 7	268	176	233	.42829	230	8	9			
DIV. I NON-CONF.		8- 3	.72727	59	1- 0	325	310	239	.42411	240	8	8			
<hr/>															
TOTALS		RPI 1-25		RPI 26-50		W-L RECORDS		RPI 51-100		RPI 101-150		RPI 150+			
10- 12		0- 2		0- 2		OVERALL		0- 2		0- 0		10- 6			
6- 5		0- 1		0- 0		HOME		0- 0		0- 0		6- 4			
2- 7		0- 1		0- 2		AWAY		0- 2		0- 0		2- 2			
2- 0		0- 0		0- 0		NEUTRAL		0- 0		0- 0		2- 0			
8- 3		0- 0		0- 0		NON-CONFERENCE		0- 0		0- 0		8- 3			
4- 3		0- 0		0- 0		HOME		0- 0		0- 0		4- 3			
2- 0		0- 0		0- 0		AWAY		0- 0		0- 0		2- 0			
2- 0		0- 0		0- 0		NEUTRAL		0- 0		0- 0		2- 0			
2- 9		0- 2		0- 2		CONFERENCE		0- 2		0- 0		2- 3			
2- 2		0- 1		0- 0		HOME		0- 0		0- 0		2- 1			
0- 7		0- 1		0- 2		AWAY		0- 2		0- 0		0- 2			
0- 0		0- 0		0- 0		NEUTRAL		0- 0		0- 0		0- 0			
RPI	S	Opponent		Score	RPI	S	Opponent		Score	RPI	S	Opponent		Score	
4	A	UNI		0 3	39	A	Missouri St.		0 3	63	A	Creighton		0 3	
4	H	UNI		0 3	45	A	Wichita St.		0 3	86	A	Illinois St.		1 3	
										156 H Miami (OH)					2 3
										161 A Drake					1 3
										173 H Evansville					3 1
										185 N Connecticut					3 0
										201 H Southern Ill.					1 3
										204 N Fairfield					3 1
										227 A New Hampshire					3 0
										228 H Western Ill.					0 3
										235 A Bradley					1 3
										235 H Bradley					3 2
										278 H Eastern Ill.					3 0
										285 H SIU Edwardsville					1 3
										317 A Chicago St.					3 0
										317 H Chicago St.					3 0
										319 H Coppin St.					3 0
327 H Savannah St.					3 0										
LAST 10 GAMES															
										4 A UNI					0 3
										235 A Bradley					1 3
										86 A Illinois St.					1 3
										173 H Evansville					3 1
										201 H Southern Ill.					1 3
										63 A Creighton					0 3
										161 A Drake					1 3
										4 H UNI					0 3
										235 H Bradley					3 2
										317 A Chicago St.					3 0

Average RPI Win: 258		WON-LOST	WINNING	LAST 10	STRENGTH OF		OPP. STRENGTH	TEAM	ADJ	CONF.	ADJ CONF.
Average RPI Loss: 155		RECORD	PCT. RANK	GAMES	SCHEDULE		OF SCHEDULE	RPI	RPI	RPI	RPI
DIV. I ONLY		11- 14	.44	196	4- 6		236	234	228	.42817	231
DIV. I NON-CONF.		8- 8	.5	164	2- 1		228	231	201	.45578	204
TOTALS		RPI 1-25	RPI 26-50		W-L RECORDS		RPI 51-100		RPI 101-150		RPI 150+
11- 14	0- 0	0- 1		OVERALL		0- 2		1- 3		10- 8	
5- 3	0- 0	0- 0		HOME		0- 1		0- 0		5- 2	
3- 6	0- 0	0- 0		AWAY		0- 1		1- 1		2- 4	
3- 5	0- 0	0- 1		NEUTRAL		0- 0		0- 2		3- 2	
8- 8	0- 0	0- 1		NON-CONFERENCE		0- 1		1- 3		7- 3	
3- 0	0- 0	0- 0		HOME		0- 0		0- 0		3- 0	
2- 3	0- 0	0- 0		AWAY		0- 1		1- 1		1- 1	
3- 5	0- 0	0- 1		NEUTRAL		0- 0		0- 2		3- 2	
3- 6	0- 0	0- 0		CONFERENCE		0- 1		0- 0		3- 5	
2- 3	0- 0	0- 0		HOME		0- 1		0- 0		2- 2	
1- 3	0- 0	0- 0		AWAY		0- 0		0- 0		1- 3	
0- 0	0- 0	0- 0		NEUTRAL		0- 0		0- 0		0- 0	
RPI S	Opponent	Score	RPI S	Opponent	Score	RPI S	Opponent	Score	RPI S	Opponent	Score
			31 N	Michigan St.	0 3	77 H	Lipscomb	0 3	111 N	Wyoming	1 3
						90 A	UCF	1 3	119 A	Col. of Charleston	3 2
									120 N	Georgetown	0 3
									133 A	Ga. Southern	0 3
									152 H	Belmont	1 3
									158 A	Fla. Gulf Coast	0 3
									164 H	Kennesaw St.	1 3
									182 A	Wake Forest	0 3
									196 N	A&M-Corpus Christi	1 3
									225 A	East Tenn. St.	1 3
									238 H	Jacksonville	3 2
									248 N	South Ala.	3 2
									254 N	UNC Wilmington	2 3
									256 H	Mercer	3 1
									264 H	Presbyterian	3 0
									265 H	South Carolina St.	3 0
									267 H	Florida A&M	3 1
									267 N	Florida A&M	3 1
									280 A	S.C. Upstate	0 3
									294 A	Stetson	3 0
									306 N	Charleston So.	3 2
									312 A	Bethune-Cookman	3 0
LAST 10 GAMES											
			267 H	Florida A&M	3 1		225 A	East Tenn. St.	1 3		
			238 H	Jacksonville	3 2		280 A	S.C. Upstate	0 3		
			312 A	Bethune-Cookman	3 0		133 A	Ga. Southern	0 3		
			77 H	Lipscomb	0 3		256 H	Mercer	3 1		
			152 H	Belmont	1 3		164 H	Kennesaw St.	1 3		

Non-Div. I Games:

North Florida

Average RPI Win:	274	WON-LOST RECORD	WINNING PCT. RANK	LAST 10 GAMES	STRENGTH OF SCHEDULE	OPP. STRENGTH OF SCHEDULE	TEAM RPI	ADJ RPI	CONF. RPI	ADJ CONF. RPI		
DIV. I ONLY		12- 10	.54545	142	4- 6	286	276	227	.42746	232	25	26
DIV. I NON-CONF.		10- 5	.66667	82	2- 1	287	275	193	.46886	195	26	26
<hr/>												
TOTALS	RPI 1-25	RPI 26-50		W-L RECORDS		RPI 51-100		RPI 101-150		RPI 150+		
12- 10	0- 0	0- 1		OVERALL		0- 1		0- 2		12- 6		
5- 4	0- 0	0- 0		HOME		0- 0		0- 2		5- 2		
2- 5	0- 0	0- 0		AWAY		0- 1		0- 0		2- 4		
5- 1	0- 0	0- 1		NEUTRAL		0- 0		0- 0		5- 0		
10- 5	0- 0	0- 1		NON-CONFERENCE		0- 1		0- 1		10- 2		
3- 2	0- 0	0- 0		HOME		0- 0		0- 1		3- 1		
2- 2	0- 0	0- 0		AWAY		0- 1		0- 0		2- 1		
5- 1	0- 0	0- 1		NEUTRAL		0- 0		0- 0		5- 0		
2- 5	0- 0	0- 0		CONFERENCE		0- 0		0- 1		2- 4		
2- 2	0- 0	0- 0		HOME		0- 0		0- 1		2- 1		
0- 3	0- 0	0- 0		AWAY		0- 0		0- 0		0- 3		
0- 0	0- 0	0- 0		NEUTRAL		0- 0		0- 0		0- 0		
RPI	S	Opponent	Score	RPI	S	Opponent	Score	RPI	S	Opponent	Score	
				32	N	Washington	0 3	51	A	Long Beach St.	0 3	
										109	H Albany (NY)	2 3
										149	H Towson	0 3
										186	A UC Riverside	3 1
										202	N Rhode Island	3 1
										216	N William & Mary	3 0
										219	A Stony Brook	2 3
										219	H Stony Brook	2 3
										227	A New Hampshire	1 3
										233	A Penn	1 3
										243	H Fairleigh Dickinson	2 3
										253	H Binghamton	3 0
										268	A Hartford	2 3
										288	N Loyola Maryland	3 0
										297	N Prairie View	3 0
										301	H Norfolk St.	3 0
										304	H Providence	3 0
										305	A Morgan St.	3 0
										307	H Youngstown St.	3 1
										309	H Navy	3 0
										319	N Coppin St.	3 0
LAST 10 GAMES												
				219	A	Stony Brook	2 3	253	H	Binghamton	3 0	
				304	H	Providence	3 0	219	H	Stony Brook	2 3	
				227	A	New Hampshire	1 3	233	A	Penn	1 3	
				268	A	Hartford	2 3	216	N	William & Mary	3 0	
				109	H	Albany (NY)	2 3	202	N	Rhode Island	3 1	

Non-Div. I Games:

UMBC

Average RPI Win: 239		WON-LOST	WINNING	LAST 10	STRENGTH OF		OPP. STRENGTH	TEAM	ADJ	CONF.	ADJ CONF.
Average RPI Loss: 147		RECORD	PCT. RANK	GAMES	SCHEDULE		OF SCHEDULE	RPI	RPI	RPI	RPI
DIV. I ONLY		6- 12	.33333	248	3- 7		184	194	236	.42683	233
DIV. I NON-CONF.		4- 6	.4	219	1- 1		229	138	228	.44292	216
TOTALS		RPI 1-25	RPI 26-50		W-L RECORDS		RPI 51-100		RPI 101-150		RPI 150+
6- 12	0- 0	0- 1		OVERALL		0- 1		0- 4		6- 6	
4- 7	0- 0	0- 0		HOME		0- 1		0- 2		4- 4	
2- 3	0- 0	0- 0		AWAY		0- 0		0- 1		2- 2	
0- 2	0- 0	0- 1		NEUTRAL		0- 0		0- 1		0- 0	
4- 6	0- 0	0- 1		NON-CONFERENCE		0- 1		0- 3		4- 1	
3- 3	0- 0	0- 0		HOME		0- 1		0- 1		3- 1	
1- 1	0- 0	0- 0		AWAY		0- 0		0- 1		1- 0	
0- 2	0- 0	0- 1		NEUTRAL		0- 0		0- 1		0- 0	
2- 6	0- 0	0- 0		CONFERENCE		0- 0		0- 1		2- 5	
1- 4	0- 0	0- 0		HOME		0- 0		0- 1		1- 3	
1- 2	0- 0	0- 0		AWAY		0- 0		0- 0		1- 2	
0- 0	0- 0	0- 0		NEUTRAL		0- 0		0- 0		0- 0	
RPI S	Opponent	Score	RPI S	Opponent	Score	RPI S	Opponent	Score	RPI S	Opponent	Score
			43 N	Ohio St.	1 3	96 H	Delaware	0 3	101 H	Yale	0 3
									107 H	Villanova	1 3
									132 A	Toledo	2 3
									136 N	Alabama	2 3
									153 A	Columbia	2 3
									165 H	Dartmouth	3 0
									172 A	Princeton	2 3
									172 H	Princeton	0 3
									189 H	Harvard	2 3
									202 H	Rhode Island	3 0
									216 H	William & Mary	1 3
									232 H	UMBC	3 1
									247 H	Temple	3 1
									251 H	Brown	2 3
									277 A	Cornell	3 1
									310 A	La Salle	3 0
LAST 10 GAMES											
			172 H	Princeton	0 3	189 H	Harvard	2 3			
			101 H	Yale	0 3	165 H	Dartmouth	3 0			
			251 H	Brown	2 3	96 H	Delaware	0 3			
			153 A	Columbia	2 3	172 A	Princeton	2 3			
			277 A	Cornell	3 1	232 H	UMBC	3 1			

Non-Div. I Games:

Penn

Average RPI Win:	198	WON-LOST RECORD	WINNING PCT. RANK	LAST 10 GAMES	STRENGTH OF SCHEDULE	OPP. STRENGTH OF SCHEDULE	TEAM RPI	ADJ RPI	CONF. RPI	ADJ CONF. RPI	
Average RPI Loss:	141										
DIV. I ONLY	8- 16	.33333	248	4- 6	181	152	229	.42639	234	14	14
DIV. I NON-CONF.	3- 8	.27273	264	1- 0	197	165	255	.41291	255	14	14
<hr/>											
TOTALS	RPI 1-25	RPI 26-50		W-L RECORDS	RPI 51-100		RPI 101-150		RPI 150+		
8- 16	0- 0	0- 1		OVERALL	0- 4		2- 3		6- 8		
5- 6	0- 0	0- 0		HOME	0- 2		1- 0		4- 4		
2- 7	0- 0	0- 1		AWAY	0- 2		0- 3		2- 1		
1- 3	0- 0	0- 0		NEUTRAL	0- 0		1- 0		0- 3		
<hr/>											
3- 8	0- 0	0- 0		NON-CONFERENCE	0- 2		1- 1		2- 5		
2- 3	0- 0	0- 0		HOME	0- 1		0- 0		2- 2		
0- 2	0- 0	0- 0		AWAY	0- 1		0- 1		0- 0		
1- 3	0- 0	0- 0		NEUTRAL	0- 0		1- 0		0- 3		
<hr/>											
5- 8	0- 0	0- 1		CONFERENCE	0- 2		1- 2		4- 3		
3- 3	0- 0	0- 0		HOME	0- 1		1- 0		2- 2		
2- 5	0- 0	0- 1		AWAY	0- 1		0- 2		2- 1		
0- 0	0- 0	0- 0		NEUTRAL	0- 0		0- 0		0- 0		
<hr/>											
RPI S	Opponent	Score	RPI S	Opponent	Score	RPI S	Opponent	Score	RPI S	Opponent	Score
			50 A	North Dakota St.	0 3	61 A	Oral Roberts	1 3	116 A	IUPUI	1 3
						66 A	North Dakota	0 3	116 H	IUPUI	3 1
						74 H	Pacific	0 3	140 N	Cal St. Northridge	3 1
						76 H	IPFW	1 3	143 A	UNLV	2 3
									148 A	South Dakota St.	1 3
									159 H	Oakland	1 3
									161 H	Drake	1 3
									168 H	Utah St.	3 2
									169 H	Boise St.	0 3
									183 A	South Dakota	3 2
									183 H	South Dakota	2 3
									191 N	Green Bay	0 3
									197 N	Montana	2 3
									210 N	Eastern Wash.	2 3
									228 A	Western Ill.	3 2
									228 H	Western Ill.	3 0
									249 A	UMKC	1 3
									249 H	UMKC	3 0
									274 H	CSU Bakersfield	3 2
<hr/>											
LAST 10 GAMES											
	228 H	Western Ill.	3	0	148 A	South Dakota St.	1	3			
	116 H	IUPUI	3	1	50 A	North Dakota St.	0	3			
	249 A	UMKC	1	3	76 H	IPFW	1	3			
	183 A	South Dakota	3	2	159 H	Oakland	1	3			
	274 H	CSU Bakersfield	3	2	116 A	IUPUI	1	3			

Non-Div. I Games:

Southern Utah

Average RPI Win: 262		WON-LOST RECORD		WINNING PCT. RANK		LAST 10 GAMES		STRENGTH OF SCHEDULE		OPP. STRENGTH OF SCHEDULE		TEAM RPI		ADJ RPI		CONF. RPI		ADJ CONF. RPI	
DIV. I ONLY		6- 12		.33333 248		2- 8		197		167		237		.42502 235		8		9	
DIV. I NON-CONF.		4- 3		.57143 138		0- 0		315		306		246		.42175 242		8		8	
TOTALS		RPI 1-25		RPI 26-50		W-L RECORDS		RPI 51-100		RPI 101-150		RPI 150+							
6- 12		0- 1		0- 2		OVERALL		0- 3		0- 0		6- 6							
2- 5		0- 0		0- 2		HOME		0- 1		0- 0		2- 2							
0- 7		0- 1		0- 0		AWAY		0- 2		0- 0		0- 4							
4- 0		0- 0		0- 0		NEUTRAL		0- 0		0- 0		4- 0							
4- 3		0- 0		0- 0		NON-CONFERENCE		0- 0		0- 0		4- 3							
0- 1		0- 0		0- 0		HOME		0- 0		0- 0		0- 1							
0- 2		0- 0		0- 0		AWAY		0- 0		0- 0		0- 2							
4- 0		0- 0		0- 0		NEUTRAL		0- 0		0- 0		4- 0							
2- 9		0- 1		0- 2		CONFERENCE		0- 3		0- 0		2- 3							
2- 4		0- 0		0- 2		HOME		0- 1		0- 0		2- 1							
0- 5		0- 1		0- 0		AWAY		0- 2		0- 0		0- 2							
0- 0		0- 0		0- 0		NEUTRAL		0- 0		0- 0		0- 0							
RPI S	Opponent	Score		RPI S	Opponent	Score		RPI S	Opponent	Score		RPI S	Opponent	Score					
4	A UNI	0 3		39	H Missouri St.	1 3		63	A Creighton	1 3		161	A Drake	1 3					
				45	H Wichita St.	0 3		86	A Illinois St.	1 3		173	H Evansville	0 3					
								86	H Illinois St.	0 3		194	H Ill.-Chicago	0 3					
												197	A Akron	0 3					
												201	H Southern Ill.	3 2					
												230	A Indiana St.	2 3					
												230	H Indiana St.	3 1					
												255	N Iona	3 1					
												283	N Canisius	3 0					
												292	A Coastal Caro.	1 3					
												299	N Gardner-Webb	3 0					
												303	N Saint Francis (PA)	3 1					
				LAST 10 GAMES															
				230 H Indiana St. 3 1				45 H Wichita St. 0 3											
				86 H Illinois St. 0 3				39 H Missouri St. 1 3											
				161 A Drake 1 3				86 A Illinois St. 1 3											
				63 A Creighton 1 3				230 A Indiana St. 2 3											
				4 A UNI 0 3				201 H Southern Ill. 3 2											

Non-Div. I Games: Neb. Omaha 3 1 Neb. Omaha 3 0

Bradley

Average RPI Win:		237	WON-LOST RECORD		WINNING PCT. RANK		LAST 10 GAMES		STRENGTH OF SCHEDULE		OPP. STRENGTH OF SCHEDULE		TEAM RPI		ADJ RPI		CONF. RPI		ADJ CONF. RPI				
Average RPI Loss:		136																					
DIV. I ONLY			8- 17		.32 260		2- 8		170		154		232		.42463 236		12		12				
DIV. I NON-CONF.			7- 10		.41176 216		1- 1		216		214		220		.43032 234		11		11				
TOTALS		RPI 1-25		RPI 26-50		W-L RECORDS		RPI 51-100		RPI 101-150		RPI 150+											
8- 17		0- 2		0- 2		OVERALL		1- 1		0- 3		7- 9											
5- 4		0- 1		0- 1		HOME		1- 0		0- 0		4- 2											
0- 9		0- 1		0- 1		AWAY		0- 1		0- 3		0- 3											
3- 4		0- 0		0- 0		NEUTRAL		0- 0		0- 0		3- 4											
7- 10		0- 1		0- 0		NON-CONFERENCE		0- 1		0- 1		7- 7											
4- 2		0- 0		0- 0		HOME		0- 0		0- 0		4- 2											
0- 4		0- 1		0- 0		AWAY		0- 1		0- 1		0- 1											
3- 4		0- 0		0- 0		NEUTRAL		0- 0		0- 0		3- 4											
1- 7		0- 1		0- 2		CONFERENCE		1- 0		0- 2		0- 2											
1- 2		0- 1		0- 1		HOME		1- 0		0- 0		0- 0											
0- 5		0- 0		0- 1		AWAY		0- 0		0- 2		0- 2											
0- 0		0- 0		0- 0		NEUTRAL		0- 0		0- 0		0- 0											
RPI	S	Opponent		Score		RPI	S	Opponent		Score		RPI	S	Opponent		Score							
11	A	Penn St.		0	3	35	A	Marquette		2	3	92	H	Seton Hall		3	0	118	A	Syracuse	1	3	
22	H	Cincinnati		1	3	49	H	Louisville		0	3	99	A	Sacred Heart		0	3	122	A	Sam Houston St.	1	3	
																		141	A	Pittsburgh		0	3
																		151	A	South Fla.		0	3
																		158	N	Fla. Gulf Coast		2	3
																		171	A	West Virginia		0	3
																		172	H	Princeton		1	3
																		174	A	Hofstra		1	3
																		187	N	Long Island		0	3
																		195	H	Lehigh		3	0
																		196	N	A&M-Corpus Christi		0	3
																		220	H	NJIT		3	1
																		251	N	Brown		3	2
																		253	H	Binghamton		1	3
																		257	N	Louisiana Tech		2	3
																		268	N	Hartford		3	2
																		279	N	Tex.-Pan American		3	0
																		286	H	Fordham		3	1
																		302	H	Howard		3	1

Average RPI Win: 248		WON-LOST RECORD		WINNING PCT. RANK		LAST 10 GAMES		STRENGTH OF SCHEDULE		OPP. STRENGTH OF SCHEDULE		TEAM RPI		ADJ RPI		CONF. RPI		ADJ CONF. RPI	
Average RPI Loss: 137																			
DIV. I ONLY		8- 17		.32 260		1- 9		154		197		231		.42349 237		7		8	
DIV. I NON-CONF.		7- 8		.46667 183		0- 0		220		289		215		.43414 230		10		10	
TOTALS		RPI 1-25		RPI 26-50		W-L RECORDS		RPI 51-100		RPI 101-150		RPI 150+							
8- 17		0- 1		0- 2		OVERALL		0- 3		1- 4		7- 7							
3- 8		0- 0		0- 1		HOME		0- 2		1- 3		2- 2							
4- 4		0- 1		0- 1		AWAY		0- 0		0- 1		4- 1							
1- 5		0- 0		0- 0		NEUTRAL		0- 1		0- 0		1- 4							
7- 8		0- 0		0- 0		NON-CONFERENCE		0- 2		1- 1		6- 5							
3- 3		0- 0		0- 0		HOME		0- 1		1- 1		2- 1							
3- 0		0- 0		0- 0		AWAY		0- 0		0- 0		3- 0							
1- 5		0- 0		0- 0		NEUTRAL		0- 1		0- 0		1- 4							
1- 9		0- 1		0- 2		CONFERENCE		0- 1		0- 3		1- 2							
0- 5		0- 0		0- 1		HOME		0- 1		0- 2		0- 1							
1- 4		0- 1		0- 1		AWAY		0- 0		0- 1		1- 1							
0- 0		0- 0		0- 0		NEUTRAL		0- 0		0- 0		0- 0							
RPI S	Opponent	Score		RPI S	Opponent	Score		RPI S	Opponent	Score		RPI S	Opponent	Score					
23 A	Northern Ill.	0	3	30 H	Ball St.	0	3	64 H	Ohio	0	3	105 A	Central Mich.	1	3				
				34 A	Western Mich.	0	3	76 H	IPFW	0	3	116 H	IUPUI	0	3				
								96 N	Delaware	0	3	123 H	Bowling Green	0	3				
												132 H	Toledo	0	3				
												147 H	Cleveland St.	3	2				
												156 H	Miami (OH)	0	3				
												197 A	Akron	0	3				
												202 N	Rhode Island	2	3				
												211 H	Robert Morris	3	2				
												213 A	Buffalo	3	2				
												216 H	William & Mary	1	3				
												219 A	Stony Brook	3	0				
												228 N	Western Ill.	2	3				
												255 N	Iona	1	3				
												276 N	Wofford	0	3				
												283 A	Canisius	3	2				
												285 A	SIU Edwardsville	3	2				
												307 H	Youngstown St.	3	2				
												316 N	Ark.-Pine Bluff	3	0				
				LAST 10 GAMES															
				34 A	Western Mich.	0	3	213 A	Buffalo	3	2								
				23 A	Northern Ill.	0	3	105 A	Central Mich.	1	3								
				30 H	Ball St.	0	3	64 H	Ohio	0	3								
				132 H	Toledo	0	3	123 H	Bowling Green	0	3								
				197 A	Akron	0	3	156 H	Miami (OH)	0	3								

Non-Div. I Games:

Kent St.

Average RPI Win:		262	WON-LOST RECORD		WINNING PCT. RANK		LAST 10 GAMES		STRENGTH OF SCHEDULE		OPP. STRENGTH OF SCHEDULE		TEAM RPI		ADJ RPI		CONF. RPI		ADJ CONF. RPI	
DIV. I ONLY			11- 15		.42308 206		4- 6		247		258		239		.41954 238		24		24	
DIV. I NON-CONF.			8- 9		.47059 181		1- 1		246		262		222		.4404 220		24		24	
TOTALS		RPI 1-25		RPI 26-50		W-L RECORDS		RPI 51-100		RPI 101-150		RPI 150+								
11- 15		0- 1		0- 0		OVERALL		1- 2		0- 4		10- 8								
4- 6		0- 0		0- 0		HOME		0- 1		0- 0		4- 5								
4- 5		0- 1		0- 0		AWAY		0- 0		0- 1		4- 3								
3- 4		0- 0		0- 0		NEUTRAL		1- 1		0- 3		2- 0								
8- 9		0- 1		0- 0		NON-CONFERENCE		1- 1		0- 4		7- 3								
3- 3		0- 0		0- 0		HOME		0- 0		0- 0		3- 3								
2- 2		0- 1		0- 0		AWAY		0- 0		0- 1		2- 0								
3- 4		0- 0		0- 0		NEUTRAL		1- 1		0- 3		2- 0								
3- 6		0- 0		0- 0		CONFERENCE		0- 1		0- 0		3- 5								
1- 3		0- 0		0- 0		HOME		0- 1		0- 0		1- 2								
2- 3		0- 0		0- 0		AWAY		0- 0		0- 0		2- 3								
0- 0		0- 0		0- 0		NEUTRAL		0- 0		0- 0		0- 0								
RPI	S	Opponent		Score		RPI	S	Opponent		Score		RPI	S	Opponent		Score				
12	A	Florida		0 3								106	N	UTEP		2 3				
												133	A	Ga. Southern		0 3				
												134	N	Stephen F. Austin		1 3				
												148	N	South Dakota St.		1 3				
												152	H	Belmont		1 3				
												157	H	Troy		0 3				
												158	A	Fla. Gulf Coast		2 3				
												164	H	Kennesaw St.		1 3				
												225	A	East Tenn. St.		3 1				
												231	A	North Florida		2 3				
												256	H	Mercer		3 2				
												264	H	Presbyterian		2 3				
												265	H	South Carolina St.		3 1				
												267	A	Florida A&M		3 1				
												267	H	Florida A&M		2 3				
												271	N	Fla. Atlantic		3 0				
												280	A	S.C. Upstate		2 3				
												294	A	Stetson		3 2				
												295	N	Montana St.		3 2				
												312	A	Bethune-Cookman		3 2				
												312	H	Bethune-Cookman		3 1				
												327	H	Savannah St.		3 0				
LAST 10 GAMES																				
267		H		Florida A&M		2 3		280		A		S.C. Upstate		2 3						
312		H		Bethune-Cookman		3 1		225		A		East Tenn. St.		3 1						
231		A		North Florida		2 3		164		H		Kennesaw St.		1 3						
152		H		Belmont		1 3		256		H		Mercer		3 2						
77		H		Lipscomb		0 3		294		A		Stetson		3 2						

Non-Div. I Games:

Jacksonville

Average RPI Win: 215		WON-LOST	WINNING	LAST 10	STRENGTH OF		OPP. STRENGTH	TEAM	ADJ	CONF.	ADJ CONF.	
Average RPI Loss: 119		RECORD	PCT. RANK	GAMES	SCHEDULE		OF SCHEDULE	RPI	RPI	RPI	RPI	
DIV. I ONLY		4- 18	.18182 302	1- 9	120		130	253	.41867 239	12	12	
DIV. I NON-CONF.		3- 11	.21429 283	0- 2	142		192	252	.4223 241	11	11	
TOTALS		RPI 1-25	RPI 26-50		W-L RECORDS		RPI 51-100		RPI 101-150		RPI 150+	
4- 18	0- 1	0- 3		OVERALL		0- 2		1- 7		3- 5		
2- 8	0- 1	0- 3		HOME		0- 1		1- 2		1- 1		
0- 6	0- 0	0- 0		AWAY		0- 0		0- 3		0- 3		
2- 4	0- 0	0- 0		NEUTRAL		0- 1		0- 2		2- 1		
3- 11	0- 0	0- 1		NON-CONFERENCE		0- 2		0- 5		3- 3		
1- 3	0- 0	0- 1		HOME		0- 1		0- 1		1- 0		
0- 4	0- 0	0- 0		AWAY		0- 0		0- 2		0- 2		
2- 4	0- 0	0- 0		NEUTRAL		0- 1		0- 2		2- 1		
1- 7	0- 1	0- 2		CONFERENCE		0- 0		1- 2		0- 2		
1- 5	0- 1	0- 2		HOME		0- 0		1- 1		0- 1		
0- 2	0- 0	0- 0		AWAY		0- 0		0- 1		0- 1		
0- 0	0- 0	0- 0		NEUTRAL		0- 0		0- 0		0- 0		
RPI S	Opponent	Score	RPI S	Opponent	Score	RPI S	Opponent	Score	RPI S	Opponent	Score	
22 H	Cincinnati	0 3	40 H	Kansas	0 3	76 N	IPFW	2 3	107 H	Villanova	2 3	
			47 H	Notre Dame	1 3	94 H	San Diego St.	0 3	108 N	Duquesne	0 3	
			49 H	Louisville	0 3				110 N	Oregon St.	0 3	
									111 A	Wyoming	0 3	
									120 H	Georgetown	3 2	
									139 H	Valparaiso	0 3	
									141 A	Pittsburgh	1 3	
									147 A	Cleveland St.	0 3	
									151 H	South Fla.	0 3	
									171 A	West Virginia	0 3	
									183 N	South Dakota	3 2	
									194 A	Ill.-Chicago	1 3	
									199 N	Gonzaga	0 3	
									228 A	Western Ill.	0 3	
									261 N	Loyola Chicago	3 0	
									295 H	Montana St.	3 0	
			LAST 10 GAMES									
			151 H	South Fla.	0 3	22 H	Cincinnati	0 3				
			228 A	Western Ill.	0 3	49 H	Louisville	0 3				
			47 H	Notre Dame	1 3	120 H	Georgetown	3 2				
			141 A	Pittsburgh	1 3	107 H	Villanova	2 3				
			171 A	West Virginia	0 3	40 H	Kansas	0 3				

Non-Div. I Games:

DePaul

Average RPI Win: 285		WON-LOST RECORD	WINNING PCT. RANK		LAST 10 GAMES		STRENGTH OF SCHEDULE		OPP. STRENGTH OF SCHEDULE		TEAM RPI	ADJ RPI	CONF. RPI	ADJ CONF. RPI	
Average RPI Loss: 165															
DIV. I ONLY		11- 13	.45833	181	6- 4		257		271		238	.41866	240	29	29
DIV. I NON-CONF.		7- 9	.4375	203	2- 0		206		256		211	.44393	214	28	28
TOTALS		RPI 1-25	RPI 26-50		W-L RECORDS		RPI 51-100		RPI 101-150		RPI 150+				
11- 13	0- 0	0- 2		OVERALL		0- 1		0- 1		11- 9					
4- 3	0- 0	0- 0		HOME		0- 0		4- 3							
3- 5	0- 0	0- 1		AWAY		0- 0		3- 3							
4- 5	0- 0	0- 1		NEUTRAL		0- 1		4- 3							
7- 9	0- 0	0- 2		NON-CONFERENCE		0- 1		0- 1		7- 5					
2- 0	0- 0	0- 0		HOME		0- 0		2- 0							
1- 4	0- 0	0- 1		AWAY		0- 0		1- 2							
4- 5	0- 0	0- 1		NEUTRAL		0- 1		4- 3							
4- 4	0- 0	0- 0		CONFERENCE		0- 0		4- 4							
2- 3	0- 0	0- 0		HOME		0- 0		2- 3							
2- 1	0- 0	0- 0		AWAY		0- 0		2- 1							
0- 0	0- 0	0- 0		NEUTRAL		0- 0		0- 0							
RPI S	Opponent	Score	RPI S	Opponent	Score	RPI S	Opponent	Score	RPI S	Opponent	Score				
			44 A	Duke	0 3	70 N	Furman	0 3	124 A	North Carolina St.	0 3				
			48 N	Wisconsin	0 3				158 N	Fla. Gulf Coast	1 3				
									166 H	Winthrop	1 3				
									176 H	Liberty	0 3				
									178 A	Charlotte	1 3				
									184 A	Elon	1 3				
									184 N	Elon	0 3				
									223 N	Md.-East. Shore	3 2				
									229 N	Western Caro.	0 3				
									254 H	UNC Wilmington	3 0				
									264 H	Presbyterian	3 2				
									273 H	Radford	1 3				
									281 H	Hampton	3 2				
									288 A	High Point	3 0				
									288 H	High Point	3 2				
									292 A	Coastal Caro.	3 1				
									301 N	Norfolk St.	3 0				
									305 N	Morgan St.	3 0				
									306 A	Charleston So.	1 3				
									320 A	N.C. Central	3 0				
									320 N	N.C. Central	3 0				
			LAST 10 GAMES												
			288 H	High Point	3 2	306 A	Charleston So.	1 3							
			264 H	Presbyterian	3 2	292 A	Coastal Caro.	3 1							
			166 H	Winthrop	1 3	223 N	Md.-East. Shore	3 2							
			176 H	Liberty	0 3	301 N	Norfolk St.	3 0							
			273 H	Radford	1 3	288 A	High Point	3 0							

Non-Div. I Games:

Campbell

Average RPI Win:		286	WON-LOST RECORD		WINNING PCT. RANK		LAST 10 GAMES		STRENGTH OF SCHEDULE		OPP. STRENGTH OF SCHEDULE		TEAM RPI		ADJ RPI		CONF. RPI		ADJ CONF. RPI				
DIV. I ONLY			3- 19		.13636	315	0- 10		77		178		249		.4161		241	10		10			
DIV. I NON-CONF.			3- 10		.23077	278	0- 1		137		237		250		.41348		253	12		12			
TOTALS		RPI 1-25		RPI 26-50				W-L RECORDS		RPI 51-100				RPI 101-150				RPI 150+					
3- 19		0- 1		0- 2				OVERALL		0- 4				0- 7				3- 5					
1- 8		0- 0		0- 1				HOME		0- 2				0- 4				1- 1					
1- 6		0- 0		0- 1				AWAY		0- 2				0- 2				1- 1					
1- 5		0- 1		0- 0				NEUTRAL		0- 0				0- 1				1- 3					
3- 10		0- 1		0- 0				NON-CONFERENCE		0- 1				0- 4				3- 4					
1- 3		0- 0		0- 0				HOME		0- 0				0- 3				1- 0					
1- 2		0- 0		0- 0				AWAY		0- 1				0- 0				1- 1					
1- 5		0- 1		0- 0				NEUTRAL		0- 0				0- 1				1- 3					
0- 9		0- 0		0- 2				CONFERENCE		0- 3				0- 3				0- 1					
0- 5		0- 0		0- 1				HOME		0- 2				0- 1				0- 1					
0- 4		0- 0		0- 1				AWAY		0- 1				0- 2				0- 0					
0- 0		0- 0		0- 0				NEUTRAL		0- 0				0- 0				0- 0					
RPI	S	Opponent		Score		RPI	S	Opponent		Score		RPI	S	Opponent		Score		RPI	S	Opponent		Score	
13	N	Purdue		0	3	42	A	Colorado St.		0	3	55	H	TCU		0	3	111	A	Wyoming		0	3
						42	H	Colorado St.		0	3	80	A	UC Davis		0	3	111	H	Wyoming		0	3
												94	A	San Diego St.		0	3	115	H	Utah Valley		0	3
												99	H	New Mexico		0	3	123	N	Bowling Green		0	3
																		143	A	UNLV		0	3
																		144	H	Northern Ariz.		0	3
																		150	H	Northern Colo.		1	3
																		169	H	Boise St.		0	3
																		174	N	Hofstra		0	3
																		179	A	Denver		2	3
																		212	N	St. John's (NY)		0	3
																		269	N	Seattle		0	3
																		270	N	Bryant		3	1
																		280	H	S.C. Upstate		3	1
																		309	A	Navy		3	0
LAST 10 GAMES																							
						42	H	Colorado St.		0	3	55	H	TCU		0	3						
						111	H	Wyoming		0	3	99	H	New Mexico		0	3						
						143	A	UNLV		0	3	111	A	Wyoming		0	3						
						94	A	San Diego St.		0	3	42	A	Colorado St.		0	3						
						169	H	Boise St.		0	3	80	A	UC Davis		0	3						

Non-Div. I Games:

Air Force

Average RPI Win:	304	WON-LOST RECORD	WINNING PCT. RANK	LAST 10 GAMES	STRENGTH OF SCHEDULE	OPP. STRENGTH OF SCHEDULE	TEAM RPI	ADJ RPI	CONF. RPI	ADJ CONF. RPI				
Average RPI Loss:	200													
DIV. I ONLY		16- 9	.64 91	8- 0	313	318	240	.41469	242	33	33			
DIV. I NON-CONF.		3- 9	.25 269	0- 0	255	265	288	.36419	291	33	33			
<hr/>														
TOTALS	RPI 1-25	RPI 26-50		W-L RECORDS	RPI 51-100		RPI 101-150		RPI 150+					
16- 9	0- 0	0- 0		OVERALL	0- 1		0- 1		16- 7					
5- 1	0- 0	0- 0		HOME	0- 0		0- 0		5- 1					
5- 4	0- 0	0- 0		AWAY	0- 0		0- 1		5- 3					
6- 4	0- 0	0- 0		NEUTRAL	0- 1		0- 0		6- 3					
<hr/>														
3- 9	0- 0	0- 0		NON-CONFERENCE	0- 1		0- 1		3- 7					
1- 1	0- 0	0- 0		HOME	0- 0		0- 0		1- 1					
0- 4	0- 0	0- 0		AWAY	0- 0		0- 1		0- 3					
2- 4	0- 0	0- 0		NEUTRAL	0- 1		0- 0		2- 3					
<hr/>														
13- 0	0- 0	0- 0		CONFERENCE	0- 0		0- 0		13- 0					
4- 0	0- 0	0- 0		HOME	0- 0		0- 0		4- 0					
5- 0	0- 0	0- 0		AWAY	0- 0		0- 0		5- 0					
4- 0	0- 0	0- 0		NEUTRAL	0- 0		0- 0		4- 0					
<hr/>														
RPI S	Opponent	Score	RPI S	Opponent	Score	RPI S	Opponent	Score	RPI S	Opponent	Score			
						98 N	Texas St.	0 3	142 A	Southern Miss.	0 3			
						164 N	Kennesaw St.	0 3						
						177 A	North Texas	0 3						
						221 A	Nicholls St.	2 3						
						221 H	Nicholls St.	2 3						
						222 N	Northwestern St.	1 3						
						248 N	South Ala.	0 3						
						257 H	Louisiana Tech	3 2						
						265 N	South Carolina St.	3 2						
						282 N	Chattanooga	3 2						
						293 A	Alabama A&M	3 2						
						297 N	Prairie View	3 0						
						308 A	Southeastern La.	2 3						
						311 A	Alabama St.	3 0						
						311 A	Alabama St.	3 0						
						313 A	Mississippi Val.	3 0						
						313 H	Mississippi Val.	3 0						
						313 N	Mississippi Val.	3 0						
						314 A	Southern U.	3 0						
						314 H	Southern U.	3 0						
						314 N	Southern U.	3 0						
						LAST 10 GAMES						318 H	Grambling	3 0
						313 A	Mississippi Val.	3 0	322 N	Texas Southern	3 0	322 N	Texas Southern	3 0
						311 A	Alabama St.	3 0	297 N	Prairie View	3 0	325 H	Alcorn St.	3 0
						293 A	Alabama A&M	3 2	325 H	Alcorn St.	3 0			
313 N	Mississippi Val.	3 0	318 H	Grambling	3 0									
314 A	Southern U.	3 0	314 H	Southern U.	3 0									

Non-Div. I Games:

Ark.-Monticello

3 0

Belhaven

3 1

Belhaven

3 0

Jackson St.

Average RPI Win:	296	WON-LOST RECORD	WINNING PCT. RANK	LAST 10 GAMES	STRENGTH OF SCHEDULE	OPP. STRENGTH OF SCHEDULE	TEAM RPI	ADJ RPI	CONF. RPI	ADJ CONF. RPI				
DIV. I ONLY	15- 8	.65217	86	6- 4	319	313	244	.41446	243	28	28			
DIV. I NON-CONF.	10- 3	.76923	50	1- 1	324	319	232	.43672	224	29	29			
<hr/>														
TOTALS	RPI 1-25	RPI 26-50		W-L RECORDS	RPI 51-100		RPI 101-150		RPI 150+					
15- 8	0- 0	0- 0		OVERALL	0- 2		0- 0		15- 6					
5- 1	0- 0	0- 0		HOME	0- 0		0- 0		5- 1					
7- 4	0- 0	0- 0		AWAY	0- 1		0- 0		7- 3					
3- 3	0- 0	0- 0		NEUTRAL	0- 1		0- 0		3- 2					
<hr/>														
10- 3	0- 0	0- 0		NON-CONFERENCE	0- 1		0- 0		10- 2					
2- 0	0- 0	0- 0		HOME	0- 0		0- 0		2- 0					
5- 1	0- 0	0- 0		AWAY	0- 0		0- 0		5- 1					
3- 2	0- 0	0- 0		NEUTRAL	0- 1		0- 0		3- 1					
<hr/>														
5- 5	0- 0	0- 0		CONFERENCE	0- 1		0- 0		5- 4					
3- 1	0- 0	0- 0		HOME	0- 0		0- 0		3- 1					
2- 3	0- 0	0- 0		AWAY	0- 1		0- 0		2- 2					
0- 1	0- 0	0- 0		NEUTRAL	0- 0		0- 0		0- 1					
<hr/>														
RPI S	Opponent	Score	RPI S	Opponent	Score	RPI S	Opponent	Score	RPI S	Opponent	Score			
						68 N	Northeastern	0 3	207 A	Central Conn. St.	0 3			
						99 A	Sacred Heart	0 3	207 N	Central Conn. St.	0 3			
												211 A	Robert Morris	1 3
												211 H	Robert Morris	0 3
												220 A	NJIT	3 2
												226 A	Manhattan	0 3
												232 A	UMBC	3 2
												270 A	Bryant	3 1
												284 A	Holy Cross	3 1
												298 H	Quinnipiac	3 1
												300 A	Lafayette	3 1
												301 N	Norfolk St.	3 1
												303 A	Saint Francis (PA)	3 0
												303 H	Saint Francis (PA)	3 2
												307 N	Youngstown St.	0 3
												310 A	La Salle	3 2
												321 H	Rider	3 2
												321 N	Rider	3 1
												323 H	St. Francis (NY)	3 0
												326 H	Saint Peter's	3 0
						326 N	Saint Peter's	3 0						
			LAST 10 GAMES											
			303 H	Saint Francis (PA)	3 2	298 H	Quinnipiac	3 1						
			211 H	Robert Morris	0 3	326 H	Saint Peter's	3 0						
			270 A	Bryant	3 1	303 A	Saint Francis (PA)	3 0						
			207 A	Central Conn. St.	0 3	211 A	Robert Morris	1 3						
			323 H	St. Francis (NY)	3 0	226 A	Manhattan	0 3						

Non-Div. I Games:

Fairleigh Dickinson

Average RPI Win: 232		WON-LOST RECORD		WINNING PCT. RANK		LAST 10 GAMES		STRENGTH OF SCHEDULE		OPP. STRENGTH OF SCHEDULE		TEAM RPI		ADJ RPI		CONF. RPI		ADJ CONF. RPI	
DIV. I ONLY		4- 16		.2 295		2- 8		156		114		255		.4134 244		13		13	
DIV. I NON-CONF.		3- 9		.25 269		1- 1		176		91		242		.43048 233		13		13	
TOTALS		RPI 1-25		RPI 26-50		W-L RECORDS		RPI 51-100		RPI 101-150		RPI 150+							
4- 16		0- 3		0- 0		OVERALL		0- 2		0- 5		4- 6							
2- 3		0- 0		0- 0		HOME		0- 1		0- 1		2- 1							
1- 7		0- 2		0- 0		AWAY		0- 1		0- 1		1- 3							
1- 6		0- 1		0- 0		NEUTRAL		0- 0		0- 3		1- 2							
3- 9		0- 2		0- 0		NON-CONFERENCE		0- 1		0- 4		3- 2							
1- 1		0- 0		0- 0		HOME		0- 0		0- 1		1- 0							
1- 2		0- 1		0- 0		AWAY		0- 1		0- 0		1- 0							
1- 6		0- 1		0- 0		NEUTRAL		0- 0		0- 3		1- 2							
1- 7		0- 1		0- 0		CONFERENCE		0- 1		0- 1		1- 4							
1- 2		0- 0		0- 0		HOME		0- 1		0- 0		1- 1							
0- 5		0- 1		0- 0		AWAY		0- 0		0- 1		0- 3							
0- 0		0- 0		0- 0		NEUTRAL		0- 0		0- 0		0- 0							
RPI	S	Opponent		Score		RPI	S	Opponent		Score		RPI	S	Opponent		Score			
7	A	Hawaii		0 3								113	N	Washington St.		0 3			
20	N	Texas A&M		0 3								121	N	UC Irvine		1 3			
25	A	California		0 3								130	A	Idaho		1 3			
												138	N	Sacramento St.		1 3			
												143	H	UNLV		0 3			
												154	A	Fresno St.		1 3			
												154	H	Fresno St.		2 3			
												168	A	Utah St.		0 3			
												180	A	San Jose St.		0 3			
												188	A	Portland		3 2			
												188	N	Portland		2 3			
												193	N	Butler		0 3			
												215	N	Texas-Arlington		3 1			
												257	H	Louisiana Tech		3 0			
												269	H	Seattle		3 0			
LAST 10 GAMES																			
154	A	Fresno St.		1 3		52	H	New Mexico St.		0 3									
269	H	Seattle		3 0		180	A	San Jose St.		0 3									
168	A	Utah St.		0 3		7	A	Hawaii		0 3									
130	A	Idaho		1 3		154	H	Fresno St.		2 3									
257	H	Louisiana Tech		3 0		143	H	UNLV		0 3									

Non-Div. I Games:

Nevada

Average RPI Win: 255		WON-LOST RECORD		WINNING PCT. RANK		LAST 10 GAMES		STRENGTH OF SCHEDULE		OPP. STRENGTH OF SCHEDULE		TEAM RPI		ADJ RPI		CONF. RPI		ADJ CONF. RPI	
DIV. I ONLY		9- 11		.45 190		3- 7		278		235		247		.41259 245		16		16	
DIV. I NON-CONF.		6- 4		.6 118		0- 0		321		302		254		.416 249		17		16	
TOTALS		RPI 1-25		RPI 26-50		W-L RECORDS		RPI 51-100		RPI 101-150		RPI 150+							
9- 11		0- 0		0- 1		OVERALL		0- 2		1- 0		8- 8							
5- 3		0- 0		0- 1		HOME		0- 1		1- 0		4- 1							
1- 7		0- 0		0- 0		AWAY		0- 0		0- 0		1- 7							
3- 1		0- 0		0- 0		NEUTRAL		0- 1		0- 0		3- 0							
6- 4		0- 0		0- 0		NON-CONFERENCE		0- 1		1- 0		5- 3							
3- 0		0- 0		0- 0		HOME		0- 0		1- 0		2- 0							
0- 3		0- 0		0- 0		AWAY		0- 0		0- 0		0- 3							
3- 1		0- 0		0- 0		NEUTRAL		0- 1		0- 0		3- 0							
3- 7		0- 0		0- 1		CONFERENCE		0- 1		0- 0		3- 5							
2- 3		0- 0		0- 1		HOME		0- 1		0- 0		2- 1							
1- 4		0- 0		0- 0		AWAY		0- 0		0- 0		1- 4							
0- 0		0- 0		0- 0		NEUTRAL		0- 0		0- 0		0- 0							
RPI	S	Opponent		Score		RPI	S	Opponent		Score		RPI	S	Opponent		Score			
						28	H	Western Ky.		0 3		53	H	Middle Tenn.		0 3			
												61	N	Oral Roberts		0 3			
												134	H	Stephen F. Austin		3 2			
												157	A	Troy		0 3			
												177	A	North Texas		2 3			
												177	H	North Texas		3 2			
												179	A	Denver		0 3			
												179	H	Denver		2 3			
												221	A	Nicholls St.		2 3			
												248	A	South Ala.		1 3			
												250	A	La.-Lafayette		3 1			
												250	H	La.-Lafayette		3 2			
												259	A	McNeese St.		1 3			
												259	H	McNeese St.		3 2			
												293	N	Alabama A&M		3 2			
												297	N	Prairie View		3 1			
												308	A	Southeastern La.		1 3			
												318	H	Grambling		3 0			
												318	N	Grambling		3 1			
LAST 10 GAMES																			
						28	H	Western Ky.		0 3		179	H	Denver		2 3			
						53	H	Middle Tenn.		0 3		177	H	North Texas		3 2			
						179	A	Denver		0 3		250	A	La.-Lafayette		3 1			
						177	A	North Texas		2 3		248	A	South Ala.		1 3			
						250	H	La.-Lafayette		3 2		157	A	Troy		0 3			

Non-Div. I Games:

La.-Monroe

Average RPI Win:		248	WON-LOST		WINNING		LAST 10		STRENGTH OF		OPP. STRENGTH		TEAM		ADJ		CONF.		ADJ CONF.	
Average RPI Loss:		134	RECORD		PCT. RANK		GAMES		SCHEDULE		OF SCHEDULE		RPI		RPI		RPI		RPI	
DIV. I ONLY			7- 18		.28		274		5- 5		182		179		250		.41243		246	
DIV. I NON-CONF.			2- 13		.13333		298		0- 0		122		136		264		.40763		261	
TOTALS		RPI 1-25		RPI 26-50		W-L RECORDS		RPI 51-100		RPI 101-150		RPI 150+								
7- 18		0- 1		0- 2		OVERALL		0- 4		0- 4		7- 7								
4- 7		0- 1		0- 1		HOME		0- 1		0- 2		4- 2								
3- 7		0- 0		0- 1		AWAY		0- 2		0- 1		3- 3								
0- 4		0- 0		0- 0		NEUTRAL		0- 1		0- 1		0- 2								
2- 13		0- 1		0- 2		NON-CONFERENCE		0- 2		0- 4		2- 4								
1- 6		0- 1		0- 1		HOME		0- 1		0- 2		1- 1								
1- 3		0- 0		0- 1		AWAY		0- 0		0- 1		1- 1								
0- 4		0- 0		0- 0		NEUTRAL		0- 1		0- 1		0- 2								
5- 5		0- 0		0- 0		CONFERENCE		0- 2		0- 0		5- 3								
3- 1		0- 0		0- 0		HOME		0- 0		0- 0		3- 1								
2- 4		0- 0		0- 0		AWAY		0- 2		0- 0		2- 2								
0- 0		0- 0		0- 0		NEUTRAL		0- 0		0- 0		0- 0								
RPI	S	Opponent		Score		RPI	S	Opponent		Score		RPI	S	Opponent		Score				
23	H	Northern Ill.		0	3	38	A	Houston		0	3	55	N	TCU		0	3			
						46	H	Baylor		0	3	85	A	UTSA		0	3			
												93	H	Mississippi St.		0	3			
												98	A	Texas St.		1	3			
												106	H	UTEP		0	3			
												117	H	Houston Baptist		0	3			
												135	A	SMU		0	3			
												136	N	Alabama		0	3			
												152	N	Belmont		0	3			
												170	A	Central Ark.		1	3			
												177	H	North Texas		1	3			
												196	H	A&M-Corpus Christi		3	1			
												208	A	Tulane		3	1			
												215	A	Texas-Arlington		0	3			
												221	H	Nicholls St.		3	0			
												222	A	Northwestern St.		3	1			
												248	N	South Ala.		0	3			
												250	A	La.-Lafayette		1	3			
												259	A	McNeese St.		3	1			
												259	H	McNeese St.		2	3			
												308	H	Southeastern La.		3	1			
												322	H	Texas Southern		3	0			
LAST 10 GAMES																				
						85	A	UTSA		0	3	259	A	McNeese St.		3	1			
						259	H	McNeese St.		2	3	215	A	Texas-Arlington		0	3			
						170	A	Central Ark.		1	3	98	A	Texas St.		1	3			
						222	A	Northwestern St.		3	1	221	H	Nicholls St.		3	0			
						196	H	A&M-Corpus Christi		3	1	308	H	Southeastern La.		3	1			

Non-Div. I Games:

Lamar

Average RPI Win: 278		WON-LOST RECORD		WINNING PCT. RANK		LAST 10 GAMES		STRENGTH OF SCHEDULE		OPP. STRENGTH OF SCHEDULE		TEAM RPI		ADJ RPI		CONF. RPI		ADJ CONF. RPI	
DIV. I ONLY		6- 16		.27273		276		2- 8		191		209		256		.41188		247	
DIV. I NON-CONF.		3- 9		.25		269		0- 1		178		234		262		.41233		257	
TOTALS		RPI 1-25		RPI 26-50		W-L RECORDS		RPI 51-100		RPI 101-150		RPI 150+							
6- 16		0- 0		0- 1		OVERALL		0- 4		0- 6		6- 5							
3- 4		0- 0		0- 0		HOME		0- 0		0- 2		3- 2							
1- 8		0- 0		0- 1		AWAY		0- 3		0- 2		1- 2							
2- 4		0- 0		0- 0		NEUTRAL		0- 1		0- 2		2- 1							
3- 9		0- 0		0- 0		NON-CONFERENCE		0- 2		0- 4		3- 3							
2- 1		0- 0		0- 0		HOME		0- 0		0- 1		2- 0							
0- 4		0- 0		0- 0		AWAY		0- 1		0- 1		0- 2							
1- 4		0- 0		0- 0		NEUTRAL		0- 1		0- 2		1- 1							
3- 7		0- 0		0- 1		CONFERENCE		0- 2		0- 2		3- 2							
1- 3		0- 0		0- 0		HOME		0- 0		0- 1		1- 2							
1- 4		0- 0		0- 1		AWAY		0- 2		0- 1		1- 0							
1- 0		0- 0		0- 0		NEUTRAL		0- 0		0- 0		1- 0							
RPI	S	Opponent	Score	RPI	S	Opponent	Score	RPI	S	Opponent	Score	RPI	S	Opponent	Score				
				36	A	Dayton	0 3	57	A	Saint Louis	0 3	102	H	South Carolina	0 3				
								89	A	Xavier	0 3	107	N	Villanova	0 3				
								96	A	Delaware	0 3	108	A	Duquesne	0 3				
								99	N	New Mexico	1 3	118	N	Syracuse	1 3				
												127	H	George Washington	0 3				
												141	A	Pittsburgh	0 3				
												178	H	Charlotte	1 3				
												187	A	Long Island	1 3				
												195	N	Lehigh	1 3				
												202	H	Rhode Island	3 0				
												219	H	Stony Brook	3 2				
												233	A	Penn	1 3				
												286	H	Fordham	1 3				
												305	N	Morgan St.	3 0				
												310	A	La Salle	3 1				
												310	N	La Salle	3 1				
												321	H	Rider	3 0				
LAST 10 GAMES																			
				178	H	Charlotte	1 3	286	H	Fordham	1 3								
				127	H	George Washington	0 3	202	H	Rhode Island	3 0								
				108	A	Duquesne	0 3	36	A	Dayton	0 3								
				57	A	Saint Louis	0 3	89	A	Xavier	0 3								
				310	A	La Salle	3 1	99	N	New Mexico	1 3								

Non-Div. I Games:


Temple

Average RPI Win: 271		WON-LOST RECORD		WINNING PCT. RANK		LAST 10 GAMES		STRENGTH OF SCHEDULE		OPP. STRENGTH OF SCHEDULE		TEAM RPI		ADJ RPI		CONF. RPI		ADJ CONF. RPI				
Average RPI Loss: 149																						
DIV. I ONLY		7- 14		.33333 248		2- 8		193		225		241		.41168 248		16		16				
DIV. I NON-CONF.		5- 7		.41667 209		0- 1		238		271		238		.41625 247		17		16				
TOTALS		RPI 1-25		RPI 26-50		W-L RECORDS		RPI 51-100		RPI 101-150		RPI 150+										
7- 14		0- 0		0- 2		OVERALL		0- 3		0- 0		7- 9										
4- 4		0- 0		0- 0		HOME		0- 0		0- 0		4- 4										
0- 7		0- 0		0- 1		AWAY		0- 3		0- 0		0- 3										
3- 3		0- 0		0- 1		NEUTRAL		0- 0		0- 0		3- 2										
5- 7		0- 0		0- 1		NON-CONFERENCE		0- 1		0- 0		5- 5										
2- 1		0- 0		0- 0		HOME		0- 0		0- 0		2- 1										
0- 3		0- 0		0- 0		AWAY		0- 1		0- 0		0- 2										
3- 3		0- 0		0- 1		NEUTRAL		0- 0		0- 0		3- 2										
2- 7		0- 0		0- 1		CONFERENCE		0- 2		0- 0		2- 4										
2- 3		0- 0		0- 0		HOME		0- 0		0- 0		2- 3										
0- 4		0- 0		0- 1		AWAY		0- 2		0- 0		0- 1										
0- 0		0- 0		0- 0		NEUTRAL		0- 0		0- 0		0- 0										
RPI	S	Opponent		Score		RPI	S	Opponent		Score		RPI	S	Opponent		Score						
						28	A	Western Ky.		0	3	53	A	Middle Tenn.		0	3	152	N	Belmont	0	3
						31	N	Michigan St.		0	3	88	A	Arkansas St.		1	3	157	H	Troy	1	3
												90	A	UCF		0	3	177	H	North Texas	0	3
																		179	H	Denver	1	3
																		208	A	Tulane	2	3
																		217	A	UALR	0	3
																		221	A	Nicholls St.	1	3
																		231	N	North Florida	2	3
																		242	N	Jackson St.	3	0
																		245	H	La.-Monroe	3	1
																		246	N	Lamar	3	0
																		250	H	La.-Lafayette	3	1
																		257	H	Louisiana Tech	1	3
																		293	H	Alabama A&M	3	0
																		308	H	Southeastern La.	3	0
																		311	N	Alabama St.	3	1
LAST 10 GAMES																						
						179	H	Denver		1	3	217	A	UALR		0	3					
						177	H	North Texas		0	3	88	A	Arkansas St.		1	3					
						157	H	Troy		1	3	245	H	La.-Monroe		3	1					
						28	A	Western Ky.		0	3	250	H	La.-Lafayette		3	1					
						53	A	Middle Tenn.		0	3	152	N	Belmont		0	3					

Non-Div. I Games:

South Ala.

Average RPI Win: 253		WON-LOST RECORD		WINNING PCT. RANK		LAST 10 GAMES		STRENGTH OF SCHEDULE		OPP. STRENGTH OF SCHEDULE		TEAM RPI		ADJ RPI		CONF. RPI		ADJ CONF. RPI	
DIV. I ONLY		7- 14		.33333 248		2- 7		201		218		243		.41062 249		14		14	
DIV. I NON-CONF.		5- 4		.55556 147		0- 0		270		307		212		.44011 221		14		14	
TOTALS		RPI 1-25		RPI 26-50		W-L RECORDS		RPI 51-100		RPI 101-150		RPI 150+							
7- 14		0- 0		0- 1		OVERALL		0- 4		0- 2		7- 7							
4- 6		0- 0		0- 1		HOME		0- 1		0- 2		4- 2							
1- 6		0- 0		0- 0		AWAY		0- 3		0- 0		1- 3							
2- 2		0- 0		0- 0		NEUTRAL		0- 0		0- 0		2- 2							
5- 4		0- 0		0- 0		NON-CONFERENCE		0- 1		0- 0		5- 3							
2- 1		0- 0		0- 0		HOME		0- 0		0- 0		2- 1							
1- 1		0- 0		0- 0		AWAY		0- 1		0- 0		1- 0							
2- 2		0- 0		0- 0		NEUTRAL		0- 0		0- 0		2- 2							
2- 10		0- 0		0- 1		CONFERENCE		0- 3		0- 2		2- 4							
2- 5		0- 0		0- 1		HOME		0- 1		0- 2		2- 1							
0- 5		0- 0		0- 0		AWAY		0- 2		0- 0		0- 3							
0- 0		0- 0		0- 0		NEUTRAL		0- 0		0- 0		0- 0							
RPI S	Opponent	Score		RPI S	Opponent	Score		RPI S	Opponent	Score		RPI S	Opponent	Score					
				50 H	North Dakota St.	1	3	61 A	Oral Roberts	0	3	116 H	IUPUI	0	3				
								61 H	Oral Roberts	1	3	148 H	South Dakota St.	0	3				
								76 A	IPFW	1	3	152 H	Belmont	0	3				
								95 A	Army	2	3	159 A	Oakland	0	3				
												183 A	South Dakota	0	3				
												183 H	South Dakota	3	2				
												190 H	UT Martin	3	0				
												228 H	Western Ill.	1	3				
												234 A	Southern Utah	0	3				
												234 H	Southern Utah	3	1				
												268 N	Hartford	0	3				
												270 N	Bryant	2	3				
												273 A	Radford	3	2				
												280 N	S.C. Upstate	3	0				
												295 H	Montana St.	3	1				
												317 N	Chicago St.	3	1				
				LAST 10 GAMES															
				183 H	South Dakota	3	2	50 H	North Dakota St.	1	3								
				234 H	Southern Utah	3	1	116 H	IUPUI	0	3								
				61 H	Oral Roberts	1	3	228 H	Western Ill.	1	3								
				76 A	IPFW	1	3	183 A	South Dakota	0	3								
				159 A	Oakland	0	3	148 H	South Dakota St.	0	3								

Non-Div. I Games: Neb. Omaha 3 2 Neb. Omaha 2 

UMKC

Average RPI Win: 274		WON-LOST	WINNING	LAST 10	STRENGTH OF		OPP. STRENGTH	TEAM	ADJ	CONF.	ADJ CONF.	
Average RPI Loss: 141		RECORD	PCT. RANK	GAMES	SCHEDULE		OF SCHEDULE	RPI	RPI	RPI	RPI	
DIV. I ONLY		10- 16	.38462	225	239		242	248	.41049	250	16	16
DIV. I NON-CONF.		8- 8	.5	164	269		279	229	.43836	222	17	16
<hr/>												
TOTALS		RPI 1-25		RPI 26-50		W-L RECORDS		RPI 51-100		RPI 101-150		RPI 150+
10- 16		0- 0		0- 2		OVERALL		0- 4		0- 2		10- 8
5- 4		0- 0		0- 1		HOME		0- 1		0- 0		5- 2
2- 7		0- 0		0- 0		AWAY		0- 2		0- 0		2- 5
3- 5		0- 0		0- 1		NEUTRAL		0- 1		0- 2		3- 1
8- 8		0- 0		0- 1		NON-CONFERENCE		0- 3		0- 2		8- 2
4- 0		0- 0		0- 0		HOME		0- 0		0- 0		4- 0
1- 3		0- 0		0- 0		AWAY		0- 2		0- 0		1- 1
3- 5		0- 0		0- 1		NEUTRAL		0- 1		0- 2		3- 1
2- 8		0- 0		0- 1		CONFERENCE		0- 1		0- 0		2- 6
1- 4		0- 0		0- 1		HOME		0- 1		0- 0		1- 2
1- 4		0- 0		0- 0		AWAY		0- 0		0- 0		1- 4
0- 0		0- 0		0- 0		NEUTRAL		0- 0		0- 0		0- 0
RPI S	Opponent	Score	RPI S	Opponent	Score	RPI S	Opponent	Score	RPI S	Opponent	Score	
			27 N	Miami (FL)	0 3	52 N	New Mexico St.	0 3	103 N	Texas Tech	0 3	
			28 H	Western Ky.	0 3	53 H	Middle Tenn.	0 3	117 N	Houston Baptist	0 3	
						82 A	LSU	0 3	157 A	Troy	1 3	
						98 A	Texas St.	1 3	177 A	North Texas	3 2	
									177 H	North Texas	3 1	
									179 A	Denver	0 3	
									179 H	Denver	0 3	
									215 A	Texas-Arlington	0 3	
									222 N	Northwestern St.	1 3	
									245 A	La.-Monroe	2 3	
									245 H	La.-Monroe	1 3	
									246 H	Lamar	3 1	
									248 A	South Ala.	1 3	
									258 N	Jacksonville St.	3 2	
									297 N	Prairie View	3 0	
									308 A	Southeastern La.	3 0	
									313 H	Mississippi Val.	3 0	
									314 H	Southern U.	3 0	
									322 H	Texas Southern	3 0	
									325 N	Alcorn St.	3 0	
LAST 10 GAMES												
			53 H	Middle Tenn.	0 3	177 H	North Texas	3 1				
			28 H	Western Ky.	0 3	179 H	Denver	0 3				
			177 A	North Texas	3 2	245 H	La.-Monroe	1 3				
			179 A	Denver	0 3	157 A	Troy	1 3				
			245 A	La.-Monroe	2 3	248 A	South Ala.	1 3				

Non-Div. I Games:

La.-Lafayette

Average RPI Win: 273		WON-LOST RECORD		WINNING PCT. RANK		LAST 10 GAMES		STRENGTH OF SCHEDULE		OPP. STRENGTH OF SCHEDULE		TEAM RPI		ADJ RPI		CONF. RPI		ADJ CONF. RPI	
DIV. I ONLY		6- 13		.31579 264		2- 8		159		262		242		.41021 251		19		19	
DIV. I NON-CONF.		4- 7		.36364 231		0- 2		207		280		240		.41548 251		22		21	
TOTALS		RPI 1-25		RPI 26-50		W-L RECORDS		RPI 51-100		RPI 101-150		RPI 150+							
6- 13		0- 0		0- 0		OVERALL		0- 2		0- 2		6- 9							
3- 5		0- 0		0- 0		HOME		0- 0		0- 1		3- 4							
2- 5		0- 0		0- 0		AWAY		0- 1		0- 1		2- 3							
1- 3		0- 0		0- 0		NEUTRAL		0- 1		0- 0		1- 2							
4- 7		0- 0		0- 0		NON-CONFERENCE		0- 2		0- 0		4- 5							
2- 1		0- 0		0- 0		HOME		0- 0		0- 0		2- 1							
1- 3		0- 0		0- 0		AWAY		0- 1		0- 0		1- 2							
1- 3		0- 0		0- 0		NEUTRAL		0- 1		0- 0		1- 2							
2- 6		0- 0		0- 0		CONFERENCE		0- 0		0- 2		2- 4							
1- 4		0- 0		0- 0		HOME		0- 0		0- 1		1- 3							
1- 2		0- 0		0- 0		AWAY		0- 0		0- 1		1- 1							
0- 0		0- 0		0- 0		NEUTRAL		0- 0		0- 0		0- 0							
RPI	S	Opponent		Score	RPI	S	Opponent		Score	RPI	S	Opponent		Score					
							68	N Northeastern	0 3			101	A Yale	0 3					
							99	A Sacred Heart	0 3			101	H Yale	0 3					
												153	H Columbia	1 3					
												165	H Dartmouth	0 3					
												172	A Princeton	0 2					
												189	H Harvard	1 3					
												202	A Rhode Island	1 3					
												212	A St. John's (NY)	2 3					
												213	N Buffalo	1 3					
												223	H Md.-East. Shore	2 3					
												233	A Penn	3 2					
												236	N Rutgers	2 3					
												268	N Hartford	3 1					
												270	H Bryant	3 0					
												277	H Cornell	3 2					
												286	H Fordham	3 1					
												304	A Providence	3 1					
LAST 10 GAMES																			
							101	H Yale	0 3			277	H Cornell	3 2					
							172	A Princeton	0 2			153	H Columbia	1 3					
							233	A Penn	3 2			101	A Yale	0 3					
							165	H Dartmouth	0 3			202	A Rhode Island	1 3					
							189	H Harvard	1 3			223	H Md.-East. Shore	2 3					

Non-Div. I Games:

Brown

Average RPI Win: 269		WON-LOST	WINNING	LAST 10	STRENGTH OF		OPP. STRENGTH	TEAM	ADJ	CONF.	ADJ CONF.
Average RPI Loss: 166		RECORD	PCT. RANK	GAMES	SCHEDULE		OF SCHEDULE	RPI	RPI	RPI	RPI
DIV. I ONLY		13- 13	.5	159	5- 5		295	256	245	.40926	252
DIV. I NON-CONF.		8- 8	.5	164	1- 0		323	269	283	.37698	283
TOTALS		RPI 1-25	RPI 26-50		W-L RECORDS		RPI 51-100		RPI 101-150		RPI 150+
13- 13	0- 0	0- 0		OVERALL		0- 4		1- 2		12- 7	
7- 6	0- 0	0- 0		HOME		0- 1		1- 1		6- 4	
3- 5	0- 0	0- 0		AWAY		0- 3		0- 0		3- 2	
3- 2	0- 0	0- 0		NEUTRAL		0- 0		0- 1		3- 1	
8- 8	0- 0	0- 0		NON-CONFERENCE		0- 1		0- 2		8- 5	
4- 4	0- 0	0- 0		HOME		0- 0		0- 1		4- 3	
1- 2	0- 0	0- 0		AWAY		0- 1		0- 0		1- 1	
3- 2	0- 0	0- 0		NEUTRAL		0- 0		0- 1		3- 1	
5- 5	0- 0	0- 0		CONFERENCE		0- 3		1- 0		4- 2	
3- 2	0- 0	0- 0		HOME		0- 1		1- 0		2- 1	
2- 3	0- 0	0- 0		AWAY		0- 2		0- 0		2- 1	
0- 0	0- 0	0- 0		NEUTRAL		0- 0		0- 0		0- 0	
RPI S	Opponent	Score	RPI S	Opponent	Score	RPI S	Opponent	Score	RPI S	Opponent	Score
						70 A	Furman	0 3	133 H	Ga. Southern	3 2
						79 A	Samford	0 3	141 N	Pittsburgh	0 3
						84 H	Appalachian St.	1 3	145 H	Memphis	0 3
						90 A	UCF	0 3	151 N	South Fla.	0 3
									173 H	Evansville	0 3
									184 H	Elon	3 2
									203 A	George Mason	1 3
									205 H	Davidson	3 0
									225 H	East Tenn. St.	1 3
									229 H	Western Caro.	0 3
									271 N	Fla. Atlantic	3 2
									273 H	Radford	3 0
									276 A	Wofford	3 1
									282 A	Chattanooga	2 3
									288 N	High Point	3 1
									290 A	Citadel	3 0
									292 H	Coastal Caro.	1 3
									302 H	Howard	3 1
									309 N	Navy	3 1
									320 H	N.C. Central	3 0
									324 A	N.C. A&T	3 0
									324 H	N.C. A&T	3 0
LAST 10 GAMES											
						276 A	Wofford	3 1	79 A	Samford	0 3
						70 A	Furman	0 3	320 H	N.C. Central	3 0
						133 H	Ga. Southern	3 2	84 H	Appalachian St.	1 3
						205 H	Davidson	3 0	229 H	Western Caro.	0 3
						282 A	Chattanooga	2 3	290 A	Citadel	3 0

Non-Div. I Games:

UNC Greensboro

Average RPI Win:	270	WON-LOST RECORD	WINNING PCT. RANK	LAST 10 GAMES	STRENGTH OF SCHEDULE	OPP. STRENGTH OF SCHEDULE	TEAM RPI	ADJ RPI	CONF. RPI	ADJ CONF. RPI	
DIV. I ONLY	10- 15	.4	215	3- 7	250	228	246	.40864	253	25	26
DIV. I NON-CONF.	8- 10	.44444	201	1- 2	250	208	230	.42948	235	26	26
<hr/>											
TOTALS	RPI 1-25	RPI 26-50		W-L RECORDS	RPI 51-100		RPI 101-150		RPI 150+		
10- 15	0- 0	0- 2		OVERALL	0- 0		0- 4		10- 9		
2- 3	0- 0	0- 0		HOME	0- 0		0- 2		2- 1		
3- 7	0- 0	0- 1		AWAY	0- 0		0- 1		3- 5		
5- 5	0- 0	0- 1		NEUTRAL	0- 0		0- 1		5- 3		
8- 10	0- 0	0- 2		NON-CONFERENCE	0- 0		0- 2		8- 6		
1- 2	0- 0	0- 0		HOME	0- 0		0- 1		1- 1		
2- 3	0- 0	0- 1		AWAY	0- 0		0- 0		2- 2		
5- 5	0- 0	0- 1		NEUTRAL	0- 0		0- 1		5- 3		
2- 5	0- 0	0- 0		CONFERENCE	0- 0		0- 2		2- 3		
1- 1	0- 0	0- 0		HOME	0- 0		0- 1		1- 0		
1- 4	0- 0	0- 0		AWAY	0- 0		0- 1		1- 3		
0- 0	0- 0	0- 0		NEUTRAL	0- 0		0- 0		0- 0		
RPI S	Opponent	Score	RPI S	Opponent	Score	RPI S	Opponent	Score	RPI S	Opponent	Score
			37 A	Missouri	0 3				109 A	Albany (NY)	0 3
			50 N	North Dakota St.	0 3				109 H	Albany (NY)	1 3
									112 N	Iowa	0 3
									118 H	Syracuse	0 3
									153 A	Columbia	0 3
									163 N	Idaho St.	0 3
									167 H	Niagara	0 3
									172 N	Princeton	3 1
									185 A	Connecticut	0 3
									208 N	Tulane	0 3
									212 N	St. John's (NY)	2 3
									219 A	Stony Brook	2 3
									227 A	New Hampshire	3 1
									232 A	UMBC	0 3
									236 A	Rutgers	3 1
									268 A	Hartford	2 3
									275 H	Siena	3 0
									277 A	Cornell	3 1
									284 N	Holy Cross	3 1
									302 N	Howard	3 0
									302 N	Howard	3 2
									304 H	Providence	3 1
									323 N	St. Francis (NY)	3 0
			LAST 10 GAMES								
			109 A	Albany (NY)	0 3	219 A	Stony Brook	2 3			
			118 H	Syracuse	0 3	232 A	UMBC	0 3			
			268 A	Hartford	2 3	109 H	Albany (NY)	1 3			
			227 A	New Hampshire	3 1	277 A	Cornell	3 1			
			304 H	Providence	3 1	112 N	Iowa	0 3			

Non-Div. I Games:

Binghamton

Average RPI Win: 255		WON-LOST	WINNING	LAST 10	STRENGTH OF		OPP. STRENGTH	TEAM	ADJ	CONF.	ADJ CONF.
Average RPI Loss: 171		RECORD	PCT. RANK	GAMES	SCHEDULE		OF SCHEDULE	RPI	RPI	RPI	RPI
DIV. I ONLY		9- 16	.36	238	3- 7		233	240	251	.39917	254
DIV. I NON-CONF.		7- 10	.41176	216	1- 1		257	266	248	.40856	260
TOTALS		RPI 1-25	RPI 26-50		W-L RECORDS		RPI 51-100		RPI 101-150		RPI 150+
9- 16	0- 0	0- 0		OVERALL		0- 2		0- 5		9- 9	
3- 4	0- 0	0- 0		HOME		0- 0		0- 1		3- 3	
2- 9	0- 0	0- 0		AWAY		0- 2		0- 3		2- 4	
4- 3	0- 0	0- 0		NEUTRAL		0- 0		0- 1		4- 2	
7- 10	0- 0	0- 0		NON-CONFERENCE		0- 0		0- 4		7- 6	
2- 2	0- 0	0- 0		HOME		0- 0		0- 1		2- 1	
1- 5	0- 0	0- 0		AWAY		0- 0		0- 2		1- 3	
4- 3	0- 0	0- 0		NEUTRAL		0- 0		0- 1		4- 2	
2- 6	0- 0	0- 0		CONFERENCE		0- 2		0- 1		2- 3	
1- 2	0- 0	0- 0		HOME		0- 0		0- 0		1- 2	
1- 4	0- 0	0- 0		AWAY		0- 2		0- 1		1- 1	
0- 0	0- 0	0- 0		NEUTRAL		0- 0		0- 0		0- 0	
RPI S	Opponent	Score	RPI S	Opponent	Score	RPI S	Opponent	Score	RPI S	Opponent	Score
						68 A Northeastern	1	3	111 N Wyoming	0	3
						96 A Delaware	0	3	119 A Col. of Charleston	2	3
									124 H North Carolina St.	0	3
									127 A George Washington	0	3
									149 A Towson	0	3
									166 A Winthrop	1	3
									174 A Hofstra	3	2
									181 H VCU	1	3
									196 N A&M-Corpus Christi	0	3
									205 N Davidson	2	3
									207 N Central Conn. St.	3	1
									209 A Georgia St.	0	3
									209 H Georgia St.	0	3
									216 H William & Mary	3	2
									231 N North Florida	3	2
									240 A Campbell	0	3
									256 N Mercer	3	0
									264 A Presbyterian	2	3
									266 H East Carolina	1	3
									290 A Citadel	3	2
									292 H Coastal Caro.	3	0
									306 H Charleston So.	3	0
									320 N N.C. Central	3	0
LAST 10 GAMES											
						96 A Delaware	0	3	68 A Northeastern	1	3
						149 A Towson	0	3	181 H VCU	1	3
						209 H Georgia St.	0	3	216 H William & Mary	3	2
						290 A Citadel	3	2	264 A Presbyterian	2	3
						174 A Hofstra	3	2	209 A Georgia St.	0	3

Non-Div. I Games:

UNC Wilmington

Average RPI Win:	284	WON-LOST	WINNING	LAST 10	STRENGTH OF	OPP. STRENGTH	TEAM	ADJ	CONF.	ADJ CONF.		
Average RPI Loss:	215	RECORD	PCT. RANK	GAMES	SCHEDULE	OF SCHEDULE	RPI	RPI	RPI	RPI		
DIV. I ONLY		10- 10	.5	159	6- 4	291	307	252	.39582	255	30	31
DIV. I NON-CONF.		3- 5	.375	227	0- 0	316	292	292	.36665	287	31	31
<hr/>												
TOTALS	RPI 1-25	RPI 26-50		W-L RECORDS		RPI 51-100		RPI 101-150		RPI 150+		
10- 10	0- 0	0- 0		OVERALL		0- 0		0- 0		10- 10		
5- 2	0- 0	0- 0		HOME		0- 0		0- 0		5- 2		
4- 4	0- 0	0- 0		AWAY		0- 0		0- 0		4- 4		
1- 4	0- 0	0- 0		NEUTRAL		0- 0		0- 0		1- 4		
<hr/>												
3- 5	0- 0	0- 0		NON-CONFERENCE		0- 0		0- 0		3- 5		
0- 0	0- 0	0- 0		HOME		0- 0		0- 0		0- 0		
2- 1	0- 0	0- 0		AWAY		0- 0		0- 0		2- 1		
1- 4	0- 0	0- 0		NEUTRAL		0- 0		0- 0		1- 4		
<hr/>												
7- 5	0- 0	0- 0		CONFERENCE		0- 0		0- 0		7- 5		
5- 2	0- 0	0- 0		HOME		0- 0		0- 0		5- 2		
2- 3	0- 0	0- 0		AWAY		0- 0		0- 0		2- 3		
0- 0	0- 0	0- 0		NEUTRAL		0- 0		0- 0		0- 0		
<hr/>												
RPI S	Opponent	Score	RPI S	Opponent	Score	RPI S	Opponent	Score	RPI S	Opponent	Score	
									167 A	Niagara	2	3
									167 H	Niagara	0	3
									202 N	Rhode Island	1	3
									204 A	Fairfield	2	3
									212 N	St. John's (NY)	1	3
									219 A	Stony Brook	1	3
									224 A	Marist	0	3
									224 H	Marist	0	3
									226 H	Manhattan	3	0
									235 N	Bradley	1	3
									237 N	Kent St.	3	1
									275 A	Siena	3	0
									283 A	Canisius	3	0
									283 H	Canisius	3	1
									288 H	Loyola Maryland	3	1
									292 A	Coastal Caro.	3	1
									299 N	Gardner-Webb	0	3
									309 A	Navy	3	0
									321 H	Rider	3	2
									326 H	Saint Peter's	3	0
<hr/>												
			LAST 10 GAMES									
			167 A Niagara			2			326 H Saint Peter's			3 0
			283 A Canisius			3 0			288 H Loyola Maryland			3 1
			224 H Marist			0 3			321 H Rider			3 2
			204 A Fairfield			2 3			224 A Marist			0 3
			226 H Manhattan			3 0			275 A Siena			3 0

Non-Div. I Games:

Iona

Average RPI Win: 259		WON-LOST RECORD		WINNING PCT. RANK		LAST 10 GAMES		STRENGTH OF SCHEDULE		OPP. STRENGTH OF SCHEDULE		TEAM RPI		ADJ RPI		CONF. RPI		ADJ CONF. RPI	
DIV. I ONLY		9- 16		.36 238		5- 5		243		254		258		.39468 256		24		24	
DIV. I NON-CONF.		7- 10		.41176 216		3- 1		237		247		236		.41942 244		24		24	
TOTALS		RPI 1-25		RPI 26-50		W-L RECORDS		RPI 51-100		RPI 101-150		RPI 150+							
9- 16		0- 0		0- 0		OVERALL		1- 3		0- 1		8- 12							
5- 7		0- 0		0- 0		HOME		0- 1		0- 1		5- 5							
3- 6		0- 0		0- 0		AWAY		0- 1		0- 0		3- 5							
1- 3		0- 0		0- 0		NEUTRAL		1- 1		0- 0		0- 2							
7- 10		0- 0		0- 0		NON-CONFERENCE		1- 2		0- 1		6- 7							
4- 4		0- 0		0- 0		HOME		0- 0		0- 1		4- 3							
2- 3		0- 0		0- 0		AWAY		0- 1		0- 0		2- 2							
1- 3		0- 0		0- 0		NEUTRAL		1- 1		0- 0		0- 2							
2- 6		0- 0		0- 0		CONFERENCE		0- 1		0- 0		2- 5							
1- 3		0- 0		0- 0		HOME		0- 1		0- 0		1- 2							
1- 3		0- 0		0- 0		AWAY		0- 0		0- 0		1- 3							
0- 0		0- 0		0- 0		NEUTRAL		0- 0		0- 0		0- 0							
RPI	S	Opponent		Score	RPI	S	Opponent		Score	RPI	S	Opponent		Score					
							59	A	Georgia Tech	0	3	133	H	Ga. Southern	0	3			
							77	H	Lipscomb	0	3	152	H	Belmont	1	3			
							79	N	Samford	0	3	157	A	Troy	0	3			
							87	N	Georgia	3	2	157	H	Troy	0	3			
												158	H	Fla. Gulf Coast	2	3			
												166	H	Winthrop	0	3			
												175	H	Tennessee St.	2	3			
												205	N	Davidson	0	3			
												209	H	Georgia St.	3	0			
												225	A	East Tenn. St.	1	3			
												231	A	North Florida	1	3			
												238	A	Jacksonville	2	3			
												254	N	UNC Wilmington	0	3			
												267	A	Florida A&M	2	3			
												267	H	Florida A&M	3	1			
												280	A	S.C. Upstate	3	1			
												282	A	Chattanooga	3	0			
												282	H	Chattanooga	3	1			
												294	H	Stetson	3	1			
												301	H	Norfolk St.	3	0			
												327	A	Savannah St.	3	0			
LAST 10 GAMES																			
							280	A	S.C. Upstate	3	1	294	H	Stetson	3	1			
							225	A	East Tenn. St.	1	3	158	H	Fla. Gulf Coast	2	3			
							282	H	Chattanooga	3	1	231	A	North Florida	1	3			
							327	A	Savannah St.	3	0	238	A	Jacksonville	2	3			
							267	A	Florida A&M	2	3	282	A	Chattanooga	3	0			

Non-Div. I Games:

Mercer

Average RPI Win: 273		WON-LOST RECORD		WINNING PCT. RANK		LAST 10 GAMES		STRENGTH OF SCHEDULE		OPP. STRENGTH OF SCHEDULE		TEAM RPI		ADJ RPI		CONF. RPI		ADJ CONF. RPI	
DIV. I ONLY		9- 16		.36 238		1- 9		267		216		261		.39321 257		13		13	
DIV. I NON-CONF.		9- 8		.52941 160		1- 1		304		276		245		.41623 248		13		13	
TOTALS		RPI 1-25		RPI 26-50		W-L RECORDS		RPI 51-100		RPI 101-150		RPI 150+							
9- 16		0- 1		0- 0		OVERALL		0- 3		1- 4		8- 8							
2- 8		0- 1		0- 0		HOME		0- 1		0- 2		2- 4							
3- 5		0- 0		0- 0		AWAY		0- 1		1- 1		2- 3							
4- 3		0- 0		0- 0		NEUTRAL		0- 1		0- 1		4- 1							
9- 8		0- 0		0- 0		NON-CONFERENCE		0- 1		1- 3		8- 4							
2- 3		0- 0		0- 0		HOME		0- 0		0- 1		2- 2							
3- 2		0- 0		0- 0		AWAY		0- 0		1- 1		2- 1							
4- 3		0- 0		0- 0		NEUTRAL		0- 1		0- 1		4- 1							
0- 8		0- 1		0- 0		CONFERENCE		0- 2		0- 1		0- 4							
0- 5		0- 1		0- 0		HOME		0- 1		0- 1		0- 2							
0- 3		0- 0		0- 0		AWAY		0- 1		0- 0		0- 2							
0- 0		0- 0		0- 0		NEUTRAL		0- 0		0- 0		0- 0							
RPI	S	Opponent		Score		RPI	S	Opponent		Score		RPI	S	Opponent		Score			
7	H	Hawaii		0 3								103	H	Texas Tech		0 3			
								52 A New Mexico St.		0 3				117 A Houston Baptist		3 2			
								52 H New Mexico St.		0 3				122 A Sam Houston St.		0 3			
								79 N Samford		0 3				130 H Idaho		0 3			
														142 N Southern Miss.		0 3			
														154 A Fresno St.		0 3			
														168 H Utah St.		1 3			
														180 H San Jose St.		0 3			
														222 H Northwestern St.		0 3			
														236 N Rutgers		3 2			
														242 A Jackson St.		2 3			
														244 A Nevada		0 3			
														248 A South Ala.		3 1			
														259 H McNeese St.		1 3			
														279 N Tex.-Pan American		0 3			
														293 N Alabama A&M		3 1			
														308 H Southeastern La.		3 1			
														308 N Southeastern La.		3 2			
														308 N Southeastern La.		3 1			
														318 A Grambling		3 0			
														318 H Grambling		3 0			
LAST 10 GAMES																			
		52 H New Mexico St.		0 3				154 A Fresno St.		0 3									
		222 H Northwestern St.		0 3				318 A Grambling		3 0									
		7 H Hawaii		0 3				130 H Idaho		0 3									
		180 H San Jose St.		0 3				168 H Utah St.		1 3									
		244 A Nevada		0 3				52 A New Mexico St.		0 3									

Non-Div. I Games:

Louisiana Tech

Average RPI Win:	280	WON-LOST RECORD	WINNING PCT. RANK	LAST 10 GAMES	STRENGTH OF SCHEDULE	OPP. STRENGTH OF SCHEDULE	TEAM RPI	ADJ RPI	CONF. RPI	ADJ CONF. RPI		
DIV. I ONLY		8- 16	.33333	248	4- 6	227	243	257	.39199	258	27	27
DIV. I NON-CONF.		2- 8	.2	286	0- 0	86	157	224	.43669	225	25	25
<hr/>												
TOTALS	RPI 1-25	RPI 26-50		W-L RECORDS		RPI 51-100		RPI 101-150		RPI 150+		
8- 16	0- 1	0- 2		OVERALL		0- 2		0- 1		8- 10		
4- 4	0- 0	0- 0		HOME		0- 0		0- 0		4- 4		
2- 8	0- 1	0- 0		AWAY		0- 2		0- 0		2- 5		
2- 4	0- 0	0- 2		NEUTRAL		0- 0		0- 1		2- 1		
<hr/>												
2- 8	0- 1	0- 2		NON-CONFERENCE		0- 1		0- 1		2- 3		
0- 0	0- 0	0- 0		HOME		0- 0		0- 0		0- 0		
0- 4	0- 1	0- 0		AWAY		0- 1		0- 0		0- 2		
2- 4	0- 0	0- 2		NEUTRAL		0- 0		0- 1		2- 1		
<hr/>												
6- 8	0- 0	0- 0		CONFERENCE		0- 1		0- 0		6- 7		
4- 4	0- 0	0- 0		HOME		0- 0		0- 0		4- 4		
2- 4	0- 0	0- 0		AWAY		0- 1		0- 0		2- 3		
0- 0	0- 0	0- 0		NEUTRAL		0- 0		0- 0		0- 0		
<hr/>												
RPI S	Opponent	Score		RPI S	Opponent	Score		RPI S	Opponent	Score		
13 A	Purdue	0	3	27 N	Miami (FL)	0	3	73 A	Morehead St.	0	3	
				30 N	Ball St.	1	3	82 A	LSU	0	3	
	</											

Average RPI Win:	279	WON-LOST RECORD	WINNING PCT. RANK	LAST 10 GAMES	STRENGTH OF SCHEDULE	OPP. STRENGTH OF SCHEDULE	TEAM RPI	ADJ RPI	CONF. RPI	ADJ CONF. RPI	
DIV. I ONLY		7- 17	.29167 268	2- 8	215	208	260	.39182 259	20	20	
DIV. I NON-CONF.		5- 9	.35714 235	0- 0	160	199	210	.4474 211	18	18	
<hr/>											
TOTALS	RPI 1-25	RPI 26-50		W-L RECORDS	RPI 51-100		RPI 101-150		RPI 150+		
7- 17	0- 0	0- 2		OVERALL	0- 6		0- 1		7- 8		
3- 4	0- 0	0- 0		HOME	0- 2		0- 0		3- 2		
3- 9	0- 0	0- 1		AWAY	0- 3		0- 0		3- 5		
1- 4	0- 0	0- 1		NEUTRAL	0- 1		0- 1		1- 1		
<hr/>											
5- 9	0- 0	0- 2		NON-CONFERENCE	0- 4		0- 1		5- 2		
2- 1	0- 0	0- 0		HOME	0- 1		0- 0		2- 0		
2- 4	0- 0	0- 1		AWAY	0- 2		0- 0		2- 1		
1- 4	0- 0	0- 1		NEUTRAL	0- 1		0- 1		1- 1		
<hr/>											
2- 8	0- 0	0- 0		CONFERENCE	0- 2		0- 0		2- 6		
1- 3	0- 0	0- 0		HOME	0- 1		0- 0		1- 2		
1- 5	0- 0	0- 0		AWAY	0- 1		0- 0		1- 4		
0- 0	0- 0	0- 0		NEUTRAL	0- 0		0- 0		0- 0		
<hr/>											
RPI S	Opponent	Score	RPI S	Opponent	Score	RPI S	Opponent	Score	RPI S	Opponent	Score
			42 N	Colorado St.	0 3	58 N	UAB	1 3	150 N	Northern Colo.	0 3
			46 A	Baylor	0 3	61 H	Oral Roberts	2 3	161 N	Drake	2 3
						63 A	Creighton	0 3	170 A	Central Ark.	2 3
						67 A	Arkansas	0 3	196 A	A&M-Corpus Christi	2 3
						85 H	UTSA	0 3	215 A	Texas-Arlington	2 3
						98 A	Texas St.	1 3	221 H	Nicholls St.	2 3
									222 A	Northwestern St.	1 3
									245 A	La.-Monroe	2 3
									245 H	La.-Monroe	3 1
									246 A	Lamar	3 2
									246 H	Lamar	1 3
									257 A	Louisiana Tech	3 1
									279 N	Tex.-Pan American	3 0
									297 H	Prairie View	3 1
									308 H	Southeastern La.	3 0
									318 A	Grambling	3 0
<hr/>											
LAST 10 GAMES											
			196 A	A&M-Corpus Christi	2 3	246 H	Lamar	1 3			
			246 A	Lamar	3 2	98 A	Texas St.	1 3			
			222 A	Northwestern St.	1 3	215 A	Texas-Arlington	2 3			
			170 A	Central Ark.	2 3	308 H	Southeastern La.	3 0			
			85 H	UTSA	0 3	221 H	Nicholls St.	2 3			

Non-Div. I Games:

McNeese St.

Average RPI Win: 256		WON-LOST	WINNING	LAST 10	STRENGTH OF		OPP. STRENGTH	TEAM	ADJ	CONF.	ADJ CONF.
Average RPI Loss: 168		RECORD	PCT. RANK	GAMES	SCHEDULE		OF SCHEDULE	RPI	RPI	RPI	RPI
DIV. I ONLY		7- 17	.29167	268	5- 5		217	230	264	.38947	260
DIV. I NON-CONF.		2- 9	.18182	290	0- 0		101	142	235	.43443	228
TOTALS		RPI 1-25	RPI 26-50		W-L RECORDS		RPI 51-100		RPI 101-150		RPI 150+
7- 17	0- 0	0- 1		OVERALL		0- 5		0- 2		7- 9	
3- 4	0- 0	0- 0		HOME		0- 0		0- 0		3- 4	
2- 7	0- 0	0- 0		AWAY		0- 2		0- 1		2- 4	
2- 6	0- 0	0- 1		NEUTRAL		0- 3		0- 1		2- 1	
2- 9	0- 0	0- 1		NON-CONFERENCE		0- 4		0- 2		2- 2	
0- 0	0- 0	0- 0		HOME		0- 0		0- 0		0- 0	
0- 3	0- 0	0- 0		AWAY		0- 1		0- 1		0- 1	
2- 6	0- 0	0- 1		NEUTRAL		0- 3		0- 1		2- 1	
5- 8	0- 0	0- 0		CONFERENCE		0- 1		0- 0		5- 7	
3- 4	0- 0	0- 0		HOME		0- 0		0- 0		3- 4	
2- 4	0- 0	0- 0		AWAY		0- 1		0- 0		2- 3	
0- 0	0- 0	0- 0		NEUTRAL		0- 0		0- 0		0- 0	
RPI S	Opponent	Score	RPI S	Opponent	Score	RPI S	Opponent	Score	RPI S	Opponent	Score
			37 N	Missouri	0 3	73 A	Morehead St.	1 3	105 N	Central Mich.	1 3
						77 A	Lipscomb	0 3	136 A	Alabama	1 3
						83 N	FIU	0 3	175 H	Tennessee St.	3 0
						91 N	Auburn	1 3	184 N	Elon	1 3
						98 N	Texas St.	1 3	190 H	UT Martin	1 3
									193 A	Butler	0 3
									218 A	Eastern Ky.	1 3
									218 H	Eastern Ky.	3 2
									225 N	East Tenn. St.	3 1
									258 A	Jacksonville St.	1 3
									263 H	Southeast Mo. St.	2 3
									278 A	Eastern Ill.	3 0
									278 H	Eastern Ill.	1 3
									285 A	SIU Edwardsville	2 3
									285 H	SIU Edwardsville	2 3
									287 H	Murray St.	3 0
									296 A	Tennessee Tech	3 0
									311 N	Alabama St.	3 0
LAST 10 GAMES			LAST 10 GAMES			LAST 10 GAMES			LAST 10 GAMES		
			278 A	Eastern Ill.	3 0	263 H	Southeast Mo. St.	2 3			
			285 A	SIU Edwardsville	2 3	218 H	Eastern Ky.	3 2			
			190 H	UT Martin	1 3	296 A	Tennessee Tech	3 0			
			175 H	Tennessee St.	3 0	258 A	Jacksonville St.	1 3			
			287 H	Murray St.	3 0	285 H	SIU Edwardsville	2 3			

Non-Div. I Games:

Austin Peay

Average RPI Win:	258	WON-LOST	WINNING	LAST 10	STRENGTH OF	OPP. STRENGTH	TEAM	ADJ	CONF.	ADJ CONF.	
Average RPI Loss:	143	RECORD	PCT. RANK	GAMES	SCHEDULE	OF SCHEDULE	RPI	RPI	RPI	RPI	
DIV. I ONLY	4- 16	.2	295	1- 9	202	204	277	.38904	261	23	21
DIV. I NON-CONF.	3- 6	.33333	239	0- 0	240	117	253	.42732	238	20	20
<hr/>											
TOTALS	RPI 1-25	RPI 26-50		W-L RECORDS	RPI 51-100		RPI 101-150		RPI 150+		
4- 16	0- 0	0- 1		OVERALL	0- 5		0- 4		4- 6		
1- 6	0- 0	0- 0		HOME	0- 1		0- 2		1- 3		
1- 7	0- 0	0- 1		AWAY	0- 2		0- 2		1- 2		
2- 3	0- 0	0- 0		NEUTRAL	0- 2		0- 0		2- 1		
<hr/>											
3- 6	0- 0	0- 1		NON-CONFERENCE	0- 3		0- 1		3- 1		
1- 0	0- 0	0- 0		HOME	0- 0		0- 0		1- 0		
0- 3	0- 0	0- 1		AWAY	0- 1		0- 1		0- 0		
2- 3	0- 0	0- 0		NEUTRAL	0- 2		0- 0		2- 1		
<hr/>											
1- 10	0- 0	0- 0		CONFERENCE	0- 2		0- 3		1- 5		
0- 6	0- 0	0- 0		HOME	0- 1		0- 2		0- 3		
1- 4	0- 0	0- 0		AWAY	0- 1		0- 1		1- 2		
0- 0	0- 0	0- 0		NEUTRAL	0- 0		0- 0		0- 0		
<hr/>											
RPI S	Opponent	Score	RPI S	Opponent	Score	RPI S	Opponent	Score	RPI S	Opponent	Score
			30 A	Ball St.	0 3	72 A	Milwaukee	0 3	112 A	Iowa	0 3
						72 H	Milwaukee	1 3	139 A	Valparaiso	0 3
						76 N	IPFW	0 3	139 H	Valparaiso	0 3
						86 A	Illinois St.	0 3	147 H	Cleveland St.	0 3
						97 N	Northwestern	0 3	159 N	Oakland	3 2
									191 H	Green Bay	2 3
									193 A	Butler	1 3
									194 A	Ill.-Chicago	0 3
									194 H	Ill.-Chicago	1 3
									239 N	DePaul	0 3
									262 A	Wright St.	3 1
									295 H	Montana St.	3 2
									307 H	Youngstown St.	1 3
									317 N	Chicago St.	3 0
<hr/>											
LAST 10 GAMES											
			194 A	Ill.-Chicago	0 3	193 A	Butler	1 3			
			139 A	Valparaiso	0 3	307 H	Youngstown St.	1 3			
			147 H	Cleveland St.	0 3	191 H	Green Bay	2 3			
			72 H	Milwaukee	1 3	139 H	Valparaiso	0 3			
			262 A	Wright St.	3 1	194 H	Ill.-Chicago	1 3			

Non-Div. I Games:

Loyola Chicago

Average RPI Win: 301		WON-LOST	WINNING	LAST 10	STRENGTH OF		OPP. STRENGTH	TEAM	ADJ	CONF.	ADJ CONF.
Average RPI Loss: 138		RECORD	PCT. RANK	GAMES	SCHEDULE		OF SCHEDULE	RPI	RPI	RPI	RPI
DIV. I ONLY		3- 21	.125	316	1- 9		105	220	267	.3883	262
DIV. I NON-CONF.		1- 12	.07692	307	0- 2		59	175	256	.41569	250
TOTALS		RPI 1-25	RPI 26-50		W-L RECORDS		RPI 51-100		RPI 101-150		RPI 150+
3- 21	0- 0	0- 1		OVERALL		0- 5		0- 6		3- 9	
1- 7	0- 0	0- 0		HOME		0- 2		0- 2		1- 3	
2- 9	0- 0	0- 1		AWAY		0- 2		0- 3		2- 3	
0- 5	0- 0	0- 0		NEUTRAL		0- 1		0- 1		0- 3	
1- 12	0- 0	0- 1		NON-CONFERENCE		0- 3		0- 3		1- 5	
0- 3	0- 0	0- 0		HOME		0- 1		0- 1		0- 1	
1- 4	0- 0	0- 1		AWAY		0- 1		0- 1		1- 1	
0- 5	0- 0	0- 0		NEUTRAL		0- 1		0- 1		0- 3	
2- 9	0- 0	0- 0		CONFERENCE		0- 2		0- 3		2- 4	
1- 4	0- 0	0- 0		HOME		0- 1		0- 1		1- 2	
1- 5	0- 0	0- 0		AWAY		0- 1		0- 2		1- 2	
0- 0	0- 0	0- 0		NEUTRAL		0- 0		0- 0		0- 0	
RPI S	Opponent	Score	RPI S	Opponent	Score	RPI S	Opponent	Score	RPI S	Opponent	Score
			36 A	Dayton	0 3	72 A	Milwaukee	0 3	105 N	Central Mich.	0 3
						72 H	Milwaukee	0 3	123 H	Bowling Green	0 3
						76 H	IPFW	0 3	132 A	Toledo	0 3
						78 N	James Madison	0 3	139 A	Valparaiso	0 3
						89 A	Xavier	0 3	147 A	Cleveland St.	0 3
									147 H	Cleveland St.	0 3
									156 H	Miami (OH)	1 3
									159 A	Oakland	0 3
									159 N	Oakland	1 3
									167 N	Niagara	0 3
									191 H	Green Bay	1 3
									193 A	Butler	0 3
									194 A	Ill.-Chicago	0 3
									205 N	Davidson	0 3
									261 H	Loyola Chicago	1 3
									288 A	High Point	3 0
									307 A	Youngstown St.	3 1
									307 H	Youngstown St.	3 0
LAST 10 GAMES											
			72 H	Milwaukee	0 3	191 H	Green Bay	1 3			
			36 A	Dayton	0 3	193 A	Butler	0 3			
			307 A	Youngstown St.	3 1	194 A	Ill.-Chicago	0 3			
			147 A	Cleveland St.	0 3	139 A	Valparaiso	0 3			
			261 H	Loyola Chicago	1 3	123 H	Bowling Green	0 3			

Non-Div. I Games:

Wright St.

Average RPI Win:	269	WON-LOST	WINNING	LAST 10	STRENGTH OF	OPP. STRENGTH	TEAM	ADJ	CONF.	ADJ CONF.	
Average RPI Loss:	176	RECORD	PCT. RANK	GAMES	SCHEDULE	OF SCHEDULE	RPI	RPI	RPI	RPI	
DIV. I ONLY	10- 14	.41667	207	6- 4	292	226	262	.38749	263	27	27
DIV. I NON-CONF.	2- 9	.18182	290	0- 0	264	166	296	.3596	293	25	25
<hr/>											
TOTALS	RPI 1-25	RPI 26-50		W-L RECORDS		RPI 51-100		RPI 101-150		RPI 150+	
10- 14	0- 0	0- 1		OVERALL		0- 2		0- 2		10- 9	
5- 1	0- 0	0- 0		HOME		0- 1		0- 0		5- 0	
3- 9	0- 0	0- 0		AWAY		0- 1		0- 2		3- 6	
2- 4	0- 0	0- 1		NEUTRAL		0- 0		0- 0		2- 3	
<hr/>											
2- 9	0- 0	0- 1		NON-CONFERENCE		0- 1		0- 2		2- 5	
0- 0	0- 0	0- 0		HOME		0- 0		0- 0		0- 0	
0- 5	0- 0	0- 0		AWAY		0- 1		0- 2		0- 2	
2- 4	0- 0	0- 1		NEUTRAL		0- 0		0- 0		2- 3	
<hr/>											
8- 5	0- 0	0- 0		CONFERENCE		0- 1		0- 0		8- 4	
5- 1	0- 0	0- 0		HOME		0- 1		0- 0		5- 0	
3- 4	0- 0	0- 0		AWAY		0- 0		0- 0		3- 4	
0- 0	0- 0	0- 0		NEUTRAL		0- 0		0- 0		0- 0	
<hr/>											
RPI	S	Opponent	Score	RPI	S	Opponent	Score	RPI	S	Opponent	Score
				41	N	Arizona	0 3	73	H	Morehead St.	1 3
								88	A	Arkansas St.	0 3
								125	A	Indiana	0 3
								145	A	Memphis	1 3
								173	A	Evansville	2 3
								175	A	Tennessee St.	2 3
								190	A	UT Martin	1 3
								194	N	Ill.-Chicago	2 3
								209	N	Georgia St.	0 3
								213	N	Buffalo	3 1
								217	A	UALR	0 3
								218	H	Eastern Ky.	3 1
								258	A	Jacksonville St.	2 3
								258	H	Jacksonville St.	3 1
								260	A	Austin Peay	3 2
								278	A	Eastern Ill.	3 0
								278	H	Eastern Ill.	3 1
								285	A	SIU Edwardsville	0 3
								287	H	Murray St.	3 2
								293	N	Alabama A&M	1 3
								296	A	Tennessee Tech	3 1
								296	H	Tennessee Tech	3 1
								307	N	Youngstown St.	3 2
LAST 10 GAMES											
				258	A	Jacksonville St.	2 3	260	A	Austin Peay	3 2
				296	A	Tennessee Tech	3 1	278	H	Eastern Ill.	3 1
				73	H	Morehead St.	1 3	190	A	UT Martin	1 3
				218	H	Eastern Ky.	3 1	296	H	Tennessee Tech	3 1
				175	A	Tennessee St.	2 3	258	H	Jacksonville St.	3 1

Non-Div. I Games:

Southeast Mo. St.

Average RPI Win: 261		WON-LOST	WINNING	LAST 10	STRENGTH OF		OPP. STRENGTH	TEAM	ADJ	CONF.	ADJ CONF.
Average RPI Loss: 179		RECORD	PCT. RANK	GAMES	SCHEDULE		OF SCHEDULE	RPI	RPI	RPI	RPI
DIV. I ONLY		8- 16	.33333	248	4- 6		222	257	259	.38576	264
DIV. I NON-CONF.		5- 10	.33333	239	2- 0		163	206	221	.42939	236
TOTALS		RPI 1-25	RPI 26-50		W-L RECORDS		RPI 51-100		RPI 101-150		RPI 150+
8- 16	0- 0	0- 1		OVERALL		0- 2		0- 2		8- 11	
4- 6	0- 0	0- 0		HOME		0- 1		0- 1		4- 4	
2- 6	0- 0	0- 1		AWAY		0- 0		0- 1		2- 4	
2- 4	0- 0	0- 0		NEUTRAL		0- 1		0- 0		2- 3	
5- 10	0- 0	0- 1		NON-CONFERENCE		0- 2		0- 2		5- 5	
2- 3	0- 0	0- 0		HOME		0- 1		0- 1		2- 1	
1- 3	0- 0	0- 1		AWAY		0- 0		0- 1		1- 1	
2- 4	0- 0	0- 0		NEUTRAL		0- 1		0- 0		2- 3	
3- 6	0- 0	0- 0		CONFERENCE		0- 0		0- 0		3- 6	
2- 3	0- 0	0- 0		HOME		0- 0		0- 0		2- 3	
1- 3	0- 0	0- 0		AWAY		0- 0		0- 0		1- 3	
0- 0	0- 0	0- 0		NEUTRAL		0- 0		0- 0		0- 0	
RPI S	Opponent	Score		RPI S	Opponent	Score		RPI S	Opponent	Score	
				41 A	Arizona	0 3		64 N	Ohio	1 3	
								70 H	Furman	0 3	
								119 H	Col. of Charleston	1 3	
								133 A	Ga. Southern	1 3	
								162 N	Cal St. Fullerton	0 3	
								166 H	Winthrop	0 3	
								176 H	Liberty	0 3	
								209 N	Georgia St.	3 0	
								210 N	Eastern Wash.	1 3	
								214 A	UNC Asheville	1 3	
								216 H	William & Mary	2 3	
								225 H	East Tenn. St.	3 2	
								231 A	North Florida	0 3	
								238 A	Jacksonville	3 2	
								240 A	Campbell	2 3	
								254 H	UNC Wilmington	3 2	
								265 N	South Carolina St.	3 1	
								265 N	South Carolina St.	2 3	
								273 H	Radford	0 3	
								288 A	High Point	2 3	
								292 H	Coastal Caro.	3 1	
								299 A	Gardner-Webb	3 1	
								306 H	Charleston So.	3 0	
				LAST 10 GAMES							
				176 H	Liberty	0 3		299 A	Gardner-Webb	3 1	
				273 H	Radford	0 3		214 A	UNC Asheville	1 3	
				225 H	East Tenn. St.	3 2		166 H	Winthrop	0 3	
				240 A	Campbell	2 3		254 H	UNC Wilmington	3 2	
				288 A	High Point	2 3		306 H	Charleston So.	3 0	

Non-Div. I Games:

Presbyterian

Average RPI Win:	299	WON-LOST	WINNING	LAST 10	STRENGTH OF	OPP. STRENGTH	TEAM	ADJ	CONF.	ADJ CONF.	
Average RPI Loss:	200	RECORD	PCT. RANK	GAMES	SCHEDULE	OF SCHEDULE	RPI	RPI	RPI	RPI	
DIV. I ONLY	13- 11	.54167	148	8- 2	318	295	266	.38532	265	32	32
DIV. I NON-CONF.	8- 11	.42105	208	3- 2	288	283	267	.38236	277	32	32
<hr/>											
TOTALS	RPI 1-25	RPI 26-50		W-L RECORDS	RPI 51-100		RPI 101-150		RPI 150+		
13- 11	0- 0	0- 0		OVERALL	0- 2		0- 1		13- 8		
7- 0	0- 0	0- 0		HOME	0- 0		0- 0		7- 0		
4- 5	0- 0	0- 0		AWAY	0- 1		0- 1		4- 3		
2- 6	0- 0	0- 0		NEUTRAL	0- 1		0- 0		2- 5		
<hr/>											
8- 11	0- 0	0- 0		NON-CONFERENCE	0- 2		0- 1		8- 8		
4- 0	0- 0	0- 0		HOME	0- 0		0- 0		4- 0		
2- 5	0- 0	0- 0		AWAY	0- 1		0- 1		2- 3		
2- 6	0- 0	0- 0		NEUTRAL	0- 1		0- 0		2- 5		
<hr/>											
5- 0	0- 0	0- 0		CONFERENCE	0- 0		0- 0		5- 0		
3- 0	0- 0	0- 0		HOME	0- 0		0- 0		3- 0		
2- 0	0- 0	0- 0		AWAY	0- 0		0- 0		2- 0		
0- 0	0- 0	0- 0		NEUTRAL	0- 0		0- 0		0- 0		
<hr/>											
RPI S	Opponent	Score	RPI S	Opponent	Score	RPI S	Opponent	Score	RPI S	Opponent	Score
						62 A	Clemson	0 3	133 A	Ga. Southern	1 3
						64 N	Ohio	0 3	175 N	Tennessee St.	0 3
						209 N	Georgia St.	0 3			
						231 A	North Florida	0 3			
						238 A	Jacksonville	1 3			
						242 N	Jackson St.	2 3			
						264 N	Presbyterian	1 3			
						264 N	Presbyterian	3 2			
						267 H	Florida A&M	3 1			
						276 H	Wofford	3 1			
						280 A	S.C. Upstate	3 0			
						288 N	Loyola Maryland	0 3			
						290 A	Citadel	0 3			
						290 H	Citadel	3 0			
						292 H	Coastal Caro.	3 1			
						311 A	Alabama St.	3 0			
						311 H	Alabama St.	3 0			
						312 H	Bethune-Cookman	3 0			
						313 N	Mississippi Val.	3 1			
						320 A	N.C. Central	3 0			
324 A	N.C. A&T	3 0									
			LAST 10 GAMES			327 H	Savannah St.	3 0			
						280 A	S.C. Upstate	3 0	290 A	Citadel	0 3
						320 A	N.C. Central	3 0	267 H	Florida A&M	3 1
						324 A	N.C. A&T	3 0	312 H	Bethune-Cookman	3 0
						292 H	Coastal Caro.	3 1	311 A	Alabama St.	3 0
						327 H	Savannah St.	3 0	242 N	Jackson St.	2 3

Non-Div. I Games: Claflin 3 0

South Carolina St.

Average RPI Win:		277	WON-LOST RECORD		WINNING PCT. RANK		LAST 10 GAMES		STRENGTH OF SCHEDULE		OPP. STRENGTH OF SCHEDULE		TEAM RPI		ADJ RPI		CONF. RPI		ADJ CONF. RPI	
DIV. I ONLY			2- 18		.1 317		0- 10		124		137		272		.38397 266		11		11	
DIV. I NON-CONF.			2- 7		.22222 281		0- 0		213		211		276		.39029 270		9		9	
TOTALS		RPI 1-25		RPI 26-50		W-L RECORDS		RPI 51-100		RPI 101-150		RPI 150+								
2- 18		0- 1		0- 3		OVERALL		0- 2		0- 6		2- 6								
1- 5		0- 0		0- 3		HOME		0- 1		0- 1		1- 0								
1- 7		0- 0		0- 0		AWAY		0- 1		0- 3		1- 3								
0- 6		0- 1		0- 0		NEUTRAL		0- 0		0- 2		0- 3								
2- 7		0- 1		0- 0		NON-CONFERENCE		0- 0		0- 2		2- 4								
1- 0		0- 0		0- 0		HOME		0- 0		0- 0		1- 0								
1- 1		0- 0		0- 0		AWAY		0- 0		0- 0		1- 1								
0- 6		0- 1		0- 0		NEUTRAL		0- 0		0- 2		0- 3								
0- 11		0- 0		0- 3		CONFERENCE		0- 2		0- 4		0- 2								
0- 5		0- 0		0- 3		HOME		0- 1		0- 1		0- 0								
0- 6		0- 0		0- 0		AWAY		0- 1		0- 3		0- 2								
0- 0		0- 0		0- 0		NEUTRAL		0- 0		0- 0		0- 0								
RPI	S	Opponent		Score		RPI	S	Opponent		Score		RPI	S	Opponent		Score				
25	N	California		0 3		26	H	Tulsa		0 3		58	A	UAB		0 3				
						38	H	Houston		1 3		90	H	UCF		0 3				
						38	H	Houston		0 3										
														105 N Central Mich.		1 3				
														106 H UTEP		0 3				
														124 N North Carolina St.		0 3				
														135 A SMU		0 3				
														142 A Southern Miss.		0 3				
														145 A Memphis		0 3				
														155 A Virginia		0 3				
														187 N Long Island		1 3				
														203 N George Mason		0 3				
														206 A Marshall		1 3				
														208 A Tulane		0 3				
														254 A UNC Wilmington		3 1				
														299 H Gardner-Webb		3 1				
														306 N Charleston So.		2 3				
LAST 10 GAMES																				
						26	H	Tulsa		0 3		38	H	Houston		1 3				
						135	A	SMU		0 3		106	H	UTEP		0 3				
						208	A	Tulane		0 3		90	H	UCF		0 3				
						142	A	Southern Miss.		0 3		58	A	UAB		0 3				
						38	H	Houston		0 3		145	A	Memphis		0 3				

Non-Div. I Games:

East Carolina

Average RPI Win: 296		WON-LOST RECORD		WINNING PCT. RANK		LAST 10 GAMES		STRENGTH OF SCHEDULE		OPP. STRENGTH OF SCHEDULE		TEAM RPI		ADJ RPI		CONF. RPI		ADJ CONF. RPI	
DIV. I ONLY		6- 12		.33333 248		6- 4		284		239		279		.38271 267		32		32	
DIV. I NON-CONF.		2- 11		.15385 295		2- 3		166		109		268		.39232 267		32		32	
TOTALS		RPI 1-25		RPI 26-50		W-L RECORDS		RPI 51-100		RPI 101-150		RPI 150+							
6- 12		0- 1		0- 2		OVERALL		0- 3		0- 0		6- 6							
3- 1		0- 0		0- 0		HOME		0- 0		0- 0		3- 1							
3- 6		0- 0		0- 1		AWAY		0- 2		0- 0		3- 3							
0- 5		0- 1		0- 1		NEUTRAL		0- 1		0- 0		0- 2							
2- 11		0- 1		0- 2		NON-CONFERENCE		0- 3		0- 0		2- 5							
1- 1		0- 0		0- 0		HOME		0- 0		0- 0		1- 1							
1- 5		0- 0		0- 1		AWAY		0- 2		0- 0		1- 2							
0- 5		0- 1		0- 1		NEUTRAL		0- 1		0- 0		0- 2							
4- 1		0- 0		0- 0		CONFERENCE		0- 0		0- 0		4- 1							
2- 0		0- 0		0- 0		HOME		0- 0		0- 0		2- 0							
2- 1		0- 0		0- 0		AWAY		0- 0		0- 0		2- 1							
0- 0		0- 0		0- 0		NEUTRAL		0- 0		0- 0		0- 0							
RPI	S	Opponent		Score		RPI	S	Opponent		Score		RPI	S	Opponent		Score			
21	N	Oklahoma		0	3	27	A	Miami (FL)		0	3	83	A	FIU		0	3		
						40	N	Kansas		0	3	87	A	Georgia		0	3		
												91	N	Auburn		0	3		
														176 N Liberty		0	3		
														231 A North Florida		1	3		
														231 N North Florida		1	3		
														238 A Jacksonville		3	2		
														238 H Jacksonville		1	3		
														256 A Mercer		1	3		
														256 H Mercer		3	2		
														265 A South Carolina St.		1	3		
														312 A Bethune-Cookman		3	1		
														320 H N.C. Central		3	0		
														324 H N.C. A&T		3	0		
														327 A Savannah St.		3	0		
				LAST 10 GAMES															
				238	A	Jacksonville		3	2	324	H	N.C. A&T		3	0				
				231	A	North Florida		1	3	327	A	Savannah St.		3	0				
				312	A	Bethune-Cookman		3	1	265	A	South Carolina St.		1	3				
				256	H	Mercer		3	2	231	N	North Florida		1	3				
				320	H	N.C. Central		3	0	256	A	Mercer		1	3				

Non-Div. I Games:

Florida A&M

Average RPI Win:	280	WON-LOST	WINNING	LAST 10	STRENGTH OF	OPP. STRENGTH	TEAM	ADJ	CONF.	ADJ CONF.	
Average RPI Loss:	204	RECORD	PCT. RANK	GAMES	SCHEDULE	OF SCHEDULE	RPI	RPI	RPI	RPI	
DIV. I ONLY	11- 13	.45833	181	4- 6	301	282	263	.38263	268	25	26
DIV. I NON-CONF.	9- 8	.52941	160	2- 1	297	297	241	.41258	256	26	26
<hr/>											
TOTALS	RPI 1-25	RPI 26-50		W-L RECORDS		RPI 51-100		RPI 101-150		RPI 150+	
11- 13	0- 0	0- 0		OVERALL		0- 2		0- 1		11- 10	
6- 5	0- 0	0- 0		HOME		0- 0		0- 1		6- 4	
2- 5	0- 0	0- 0		AWAY		0- 2		0- 0		2- 3	
3- 3	0- 0	0- 0		NEUTRAL		0- 0		0- 0		3- 3	
<hr/>											
9- 8	0- 0	0- 0		NON-CONFERENCE		0- 2		0- 0		9- 6	
4- 2	0- 0	0- 0		HOME		0- 0		0- 0		4- 2	
2- 3	0- 0	0- 0		AWAY		0- 2		0- 0		2- 1	
3- 3	0- 0	0- 0		NEUTRAL		0- 0		0- 0		3- 3	
<hr/>											
2- 5	0- 0	0- 0		CONFERENCE		0- 0		0- 1		2- 4	
2- 3	0- 0	0- 0		HOME		0- 0		0- 1		2- 2	
0- 2	0- 0	0- 0		AWAY		0- 0		0- 0		0- 2	
0- 0	0- 0	0- 0		NEUTRAL		0- 0		0- 0		0- 0	
<hr/>											
RPI S	Opponent	Score	RPI S	Opponent	Score	RPI S	Opponent	Score	RPI S	Opponent	Score
						95 A	Army	0 3	109 H	Albany (NY)	0 3
						99 A	Sacred Heart	0 3	172 N	Princeton	2 3
						185 A Connecticut 0 3					
						219 H Stony Brook 2 3					
						224 H Marist 2 3					
						227 A New Hampshire 2 3					
						227 H New Hampshire 2 3					
						232 H UMBC 3 2					
						236 N Rutgers 2 3					
						249 N UMKC 3 0					
						251 N Brown 1 3					
						253 H Binghamton 3 2					
						270 A Bryant 3 2					
						270 N Bryant 3 2					
						284 H Holy Cross 3 0					
						298 H Quinnipiac 3 0					
						300 A Lafayette 3 0					
						303 N Saint Francis (PA) 3 0					
						304 A Providence 2 3					
						309 H Navy 2 3					
						310 H La Salle 3 0					
						315 H Delaware St. 3 0					
			LAST 10 GAMES								

Non-Div. I Games:

Hartford

Average RPI Win:	205	WON-LOST	WINNING	LAST 10	STRENGTH OF	OPP. STRENGTH	TEAM	ADJ	CONF.	ADJ CONF.	
Average RPI Loss:	145	RECORD	PCT. RANK	GAMES	SCHEDULE	OF SCHEDULE	RPI	RPI	RPI	RPI	
DIV. I ONLY		4- 16	.2 295	3- 7	226	135	281	.38212 269	31	30	
DIV. I NON-CONF.		4- 15	.21053 285	3- 7	203	110	266	.39562 264	30	30	
<hr/>											
TOTALS	RPI 1-25	RPI 26-50		W-L RECORDS	RPI 51-100		RPI 101-150		RPI 150+		
4- 16	0- 0	0- 3		OVERALL	0- 1		0- 5		4- 7		
2- 3	0- 0	0- 0		HOME	0- 0		0- 2		2- 1		
1- 10	0- 0	0- 3		AWAY	0- 1		0- 2		1- 4		
1- 3	0- 0	0- 0		NEUTRAL	0- 0		0- 1		1- 2		
<hr/>											
4- 15	0- 0	0- 3		NON-CONFERENCE	0- 1		0- 5		4- 6		
2- 3	0- 0	0- 0		HOME	0- 0		0- 2		2- 1		
1- 10	0- 0	0- 3		AWAY	0- 1		0- 2		1- 4		
1- 2	0- 0	0- 0		NEUTRAL	0- 0		0- 1		1- 1		
<hr/>											
0- 1	0- 0	0- 0		CONFERENCE	0- 0		0- 0		0- 1		
0- 0	0- 0	0- 0		HOME	0- 0		0- 0		0- 0		
0- 0	0- 0	0- 0		AWAY	0- 0		0- 0		0- 0		
0- 1	0- 0	0- 0		NEUTRAL	0- 0		0- 0		0- 1		
<hr/>											
RPI S	Opponent	Score	RPI S	Opponent	Score	RPI S	Opponent	Score	RPI S	Opponent	Score
			29 A	Oregon	0 3	80 A	UC Davis	1 3	104 H	Santa Clara	0 3
			32 A	Washington	0 3				110 A	Oregon St.	0 3
			42 A	Colorado St.	0 3				113 H	Washington St.	2 3
									137 N	Loyola Marymount	0 3
									138 A	Sacramento St.	1 3
									154 H	Fresno St.	0 3
									169 A	Boise St.	3 1
									174 N	Hofstra	1 3
									188 A	Portland	0 3
									199 H	Gonzaga	3 2
									200 A	Portland St.	2 3
									210 H	Eastern Wash.	3 0
									241 N	Air Force	3 0
									244 A	Nevada	0 3
									274 N	CSU Bakersfield	0 3
									295 A	Montana St.	0 3
			LAST 10 GAMES			LAST 10 GAMES					
			138 A	Sacramento St.	1 3	80 A	UC Davis	1 3			
			244 A	Nevada	0 3	174 N	Hofstra	1 3			
			295 A	Montana St.	0 3	241 N	Air Force	3 0			
			42 A	Colorado St.	0 3	199 H	Gonzaga	3 2			
			169 A	Boise St.	3 1	154 H	Fresno St.	0 3			

Non-Div. I Games:

Seattle

Average RPI Win:	261	WON-LOST RECORD	WINNING PCT. RANK	LAST 10 GAMES	STRENGTH OF SCHEDULE	OPP. STRENGTH OF SCHEDULE	TEAM RPI	ADJ RPI	CONF. RPI	ADJ CONF. RPI		
DIV. I ONLY		11- 16	.40741	214	5- 5	259	275	254	.38209	270	28	28
DIV. I NON-CONF.		6- 10	.375	227	1- 1	258	250	260	.39108	268	29	29
<hr/>												
TOTALS	RPI 1-25	RPI 26-50		W-L RECORDS		RPI 51-100		RPI 101-150		RPI 150+		
11- 16	0- 1	0- 0		OVERALL		0- 3		0- 0		11- 12		
5- 6	0- 0	0- 0		HOME		0- 1		0- 0		5- 5		
4- 6	0- 0	0- 0		AWAY		0- 2		0- 0		4- 4		
2- 4	0- 1	0- 0		NEUTRAL		0- 0		0- 0		2- 3		
<hr/>												
6- 10	0- 1	0- 0		NON-CONFERENCE		0- 1		0- 0		6- 8		
2- 3	0- 0	0- 0		HOME		0- 0		0- 0		2- 3		
2- 3	0- 0	0- 0		AWAY		0- 1		0- 0		2- 2		
2- 4	0- 1	0- 0		NEUTRAL		0- 0		0- 0		2- 3		
<hr/>												
5- 6	0- 0	0- 0		CONFERENCE		0- 2		0- 0		5- 4		
3- 3	0- 0	0- 0		HOME		0- 1		0- 0		3- 2		
2- 3	0- 0	0- 0		AWAY		0- 1		0- 0		2- 2		
0- 0	0- 0	0- 0		NEUTRAL		0- 0		0- 0		0- 0		
<hr/>												
RPI S	Opponent	Score		RPI S	Opponent	Score		RPI S	Opponent	Score		
13 N	Purdue	0 3						179 A	Denver	3 2		
								187 H	Long Island	0 3		
								189 H	Harvard	1 3		
								207 A	Central Conn. St.	1 3		
								207 H	Central Conn. St.	3 1		
								211 A	Robert Morris	3 2		
								223 H	Md.-East. Shore	1 3		
								223 N	Md.-East. Shore	2 3		
								227 A	New Hampshire	3 1		
								241 N	Air Force	1 3		
								243 H	Fairleigh Dickinson	1 3		
								249 N	UMKC	3 2		
								251 A	Brown	0 3		
								268 H	Hartford	2 3		
								268 N	Hartford	2 3		
								284 H	Holy Cross	3 2		
								284 H	Holy Cross	3 0		
								286 N	Fordham	3 0		
								298 H	Quinnipiac	3 0		
								303 A	Saint Francis (PA)	2 3		
								304 A	Providence	1 3		
								323 A	St. Francis (NY)	3 1		
								323 H	St. Francis (NY)	3 0		
<hr/>												
LAST 10 GAMES												
				207 H	Central Conn. St.	3 1		303 A	Saint Francis (PA)	2 3		
				323 A	St. Francis (NY)	3 1		211 A	Robert Morris	3 2		
				304 A	Providence	1 3		284 H	Holy Cross	3 2		
				243 H	Fairleigh Dickinson	1 3		323 H	St. Francis (NY)	3 0		
				187 H	Long Island	0 3		99 H	Sacred Heart	1 3		

Non-Div. I Games:

Bryant

Average RPI Win:	311	WON-LOST	WINNING	LAST 10		STRENGTH OF	OPP. STRENGTH	TEAM		ADJ	CONF.	ADJ CONF.			
Average RPI Loss:	130	RECORD	PCT. RANK	GAMES		SCHEDULE	OF SCHEDULE	RPI		RPI	RPI	RPI			
DIV. I ONLY		3- 18	.14286	313	0- 9	139	189	271	.38172	271	16	16			
DIV. I NON-CONF.		3- 9	.25	269	0- 0	236	268	285	.37544	286	17	16			
<hr/>															
TOTALS	RPI 1-25	RPI 26-50		W-L RECORDS		RPI 51-100		RPI 101-150		RPI 150+					
3- 18	0- 1	0- 2		OVERALL		0- 6		0- 1		3- 8					
0- 6	0- 0	0- 1		HOME		0- 3		0- 0		0- 2					
1- 6	0- 1	0- 1		AWAY		0- 2		0- 0		1- 2					
2- 6	0- 0	0- 0		NEUTRAL		0- 1		0- 1		2- 4					
3- 9	0- 1	0- 0		NON-CONFERENCE		0- 2		0- 1		3- 5					
0- 1	0- 0	0- 0		HOME		0- 0		0- 0		0- 1					
1- 2	0- 1	0- 0		AWAY		0- 1		0- 0		1- 0					
2- 6	0- 0	0- 0		NEUTRAL		0- 1		0- 1		2- 4					
0- 9	0- 0	0- 2		CONFERENCE		0- 4		0- 0		0- 3					
0- 5	0- 0	0- 1		HOME		0- 3		0- 0		0- 1					
0- 4	0- 0	0- 1		AWAY		0- 1		0- 0		0- 2					
0- 0	0- 0	0- 0		NEUTRAL		0- 0		0- 0		0- 0					
<hr/>															
RPI S	Opponent	Score		RPI S	Opponent	Score		RPI S	Opponent	Score					
12 A	Florida	0	3	28 A	Western Ky.	0	3	53 A	Middle Tenn.	0	3	141 N	Pittsburgh	0	3
				28 H	Western Ky.	0	3	53 H	Middle Tenn.	0	3	151 N	South Fla.	0	3
								62 N	Clemson	0	3	177 A	North Texas	2	3
								83 H	FIU	0	3	179 A	Denver	0	3
								88 H	Arkansas St.	0	3	208 H	Tulane	0	3
								90 A	UCF	0	3	217 H	UALR	0	3
												238 N	Jacksonville	0	3
												252 N	UNC Greensboro	2	3
												281 N	Hampton	2	3
												294 N	Stetson	3	2
												312 A	Bethune-Cookman	3	1
												327 N	Savannah St.	3	0
<hr/>															
				LAST 10 GAMES											
				88 H	Arkansas St.	0	3	28 H	Western Ky.	0	3				
				217 H	UALR	0	3	53 H	Middle Tenn.	0	3				
				28 A	Western Ky.	0	3	177 A	North Texas	2	3				
				53 A	Middle Tenn.	0	3	179 A	Denver	0	3				
				83 H	FIU	0	3	281 N	Hampton	2	3				

Non-Div. I Games:

Fla. Atlantic

Average RPI Win:	304	WON-LOST	WINNING	LAST 10	STRENGTH OF	OPP. STRENGTH	TEAM	ADJ	CONF.	ADJ CONF.		
Average RPI Loss:	184	RECORD	PCT. RANK	GAMES	SCHEDULE	OF SCHEDULE	RPI	RPI	RPI	RPI		
DIV. I ONLY	6- 12	.33333	248	3- 7	248	300	270	.38109	272	26	25	
DIV. I NON-CONF.	3- 6	.33333	239	0- 1	235	317	274	.38727	272	27	27	
<hr/>												
TOTALS	RPI 1-25	RPI 26-50		W-L RECORDS		RPI 51-100		RPI 101-150		RPI 150+		
6- 12	0- 0	0- 0		OVERALL		0- 1		0- 3		6- 8		
5- 7	0- 0	0- 0		HOME		0- 1		0- 2		5- 4		
0- 4	0- 0	0- 0		AWAY		0- 0		0- 1		0- 3		
1- 1	0- 0	0- 0		NEUTRAL		0- 0		0- 0		1- 1		
<hr/>												
3- 6	0- 0	0- 0		NON-CONFERENCE		0- 0		0- 1		3- 5		
2- 4	0- 0	0- 0		HOME		0- 0		0- 1		2- 3		
0- 1	0- 0	0- 0		AWAY		0- 0		0- 0		0- 1		
1- 1	0- 0	0- 0		NEUTRAL		0- 0		0- 0		1- 1		
<hr/>												
3- 6	0- 0	0- 0		CONFERENCE		0- 1		0- 2		3- 3		
3- 3	0- 0	0- 0		HOME		0- 1		0- 1		3- 1		
0- 3	0- 0	0- 0		AWAY		0- 0		0- 1		0- 2		
0- 0	0- 0	0- 0		NEUTRAL		0- 0		0- 0		0- 0		
<hr/>												
RPI	S	Opponent	Score	RPI	S	Opponent	Score	RPI	S	Opponent	Score	
				95 H Army				0	3	123 H Bowling Green	0	3
										128 A American	0	3
										128 H American	0	3
										165 H Dartmouth	0	3
										192 A Colgate	1	3
										195 H Lehigh	0	3
										207 A Central Conn. St.	2	3
										219 H Stony Brook	2	3
										219 N Stony Brook	0	3
										226 H Manhattan	0	3
										284 H Holy Cross	3	0
										286 H Fordham	3	2
										300 H Lafayette	3	0
										309 A Navy	2	3
										309 H Navy	3	1
										319 H Coppin St.	3	1
										326 N Saint Peter's	3	2
<hr/>												
				LAST 10 GAMES								
128 H American				0	3	195 H Lehigh				0	3	
309 H Navy				3	1	300 H Lafayette				3	0	
284 H Holy Cross				3	0	309 A Navy				2	3	
95 H Army				0	3	128 A American				0	3	
192 A Colgate				1	3	123 H Bowling Green				0	3	

Non-Div. I Games:

Bucknell

Average RPI Win: 294		WON-LOST	WINNING	LAST 10	STRENGTH OF		OPP. STRENGTH	TEAM	ADJ		CONF.	ADJ CONF.
Average RPI Loss: 190		RECORD	PCT. RANK	GAMES	SCHEDULE		OF SCHEDULE	RPI	RPI		RPI	RPI
DIV. I ONLY		11- 13	.45833	181	6- 4		305	285	265		.3808	273
DIV. I NON-CONF.		6- 9	.4	219	1- 1		303	281	280		.37745	282
TOTALS		RPI 1-25	RPI 26-50		W-L RECORDS		RPI 51-100		RPI 101-150		RPI 150+	
11- 13	0- 0	0- 0		OVERALL		0- 1		0- 1		11- 11		
6- 4	0- 0	0- 0		HOME		0- 1		0- 0		6- 3		
3- 6	0- 0	0- 0		AWAY		0- 0		0- 0		3- 6		
2- 3	0- 0	0- 0		NEUTRAL		0- 0		0- 1		2- 2		
6- 9	0- 0	0- 0		NON-CONFERENCE		0- 1		0- 1		6- 7		
3- 2	0- 0	0- 0		HOME		0- 1		0- 0		3- 1		
1- 4	0- 0	0- 0		AWAY		0- 0		0- 0		1- 4		
2- 3	0- 0	0- 0		NEUTRAL		0- 0		0- 1		2- 2		
5- 4	0- 0	0- 0		CONFERENCE		0- 0		0- 0		5- 4		
3- 2	0- 0	0- 0		HOME		0- 0		0- 0		3- 2		
2- 2	0- 0	0- 0		AWAY		0- 0		0- 0		2- 2		
0- 0	0- 0	0- 0		NEUTRAL		0- 0		0- 0		0- 0		
RPI S	Opponent	Score	RPI S	Opponent	Score	RPI S	Opponent	Score	RPI S	Opponent	Score	
						78 H	James Madison	1 3	145 N	Memphis	1 3	
									156 A	Miami (OH)	1 3	
									158 N	Fla. Gulf Coast	1 3	
									166 A	Winthrop	0 3	
									174 A	Hofstra	2 3	
									176 H	Liberty	2 3	
									184 A	Elon	0 3	
									214 H	UNC Asheville	1 3	
									226 N	Manhattan	2 3	
									240 A	Campbell	3 1	
									249 H	UMKC	2 3	
									252 A	UNC Greensboro	0 3	
									264 A	Presbyterian	3 0	
									280 H	S.C. Upstate	3 2	
									288 A	High Point	2 3	
									292 H	Coastal Caro.	3 2	
									293 N	Alabama A&M	3 2	
									299 H	Gardner-Webb	3 0	
									302 N	Howard	3 1	
									306 H	Charleston So.	3 0	
									317 H	Chicago St.	3 0	
									320 A	N.C. Central	3 0	
									324 H	N.C. A&T	3 0	
LAST 10 GAMES												
						166 A	Winthrop	0 3	288 A	High Point	2 3	
						264 A	Presbyterian	3 0	240 A	Campbell	3 1	
						292 H	Coastal Caro.	3 2	324 H	N.C. A&T	3 0	
						306 H	Charleston So.	3 0	214 H	UNC Asheville	1 3	
						78 H	James Madison	1 3	299 H	Gardner-Webb	3 0	

Non-Div. I Games:

Radford

Average RPI Win: 301		WON-LOST	WINNING	LAST 10	STRENGTH OF		OPP. STRENGTH	TEAM	ADJ		CONF.	ADJ CONF.
Average RPI Loss: 146		RECORD	PCT. RANK	GAMES	SCHEDULE		OF SCHEDULE	RPI	RPI		RPI	RPI
DIV. I ONLY		6- 15	.28571	272	3- 7		271	222	286		.37926	274
DIV. I NON-CONF.		5- 15	.25	269	3- 7		241	232	282		.37595	285
TOTALS		RPI 1-25	RPI 26-50		W-L RECORDS		RPI 51-100		RPI 101-150		RPI 150+	
6- 15		0- 0	0- 0		OVERALL		0- 3		0- 5		6- 7	
1- 2		0- 0	0- 0		HOME		0- 0		0- 1		1- 1	
1- 8		0- 0	0- 0		AWAY		0- 2		0- 2		1- 4	
4- 5		0- 0	0- 0		NEUTRAL		0- 1		0- 2		4- 2	
5- 15		0- 0	0- 0		NON-CONFERENCE		0- 3		0- 5		5- 7	
1- 2		0- 0	0- 0		HOME		0- 0		0- 1		1- 1	
1- 8		0- 0	0- 0		AWAY		0- 2		0- 2		1- 4	
3- 5		0- 0	0- 0		NEUTRAL		0- 1		0- 2		3- 2	
1- 0		0- 0	0- 0		CONFERENCE		0- 0		0- 0		1- 0	
0- 0		0- 0	0- 0		HOME		0- 0		0- 0		0- 0	
0- 0		0- 0	0- 0		AWAY		0- 0		0- 0		0- 0	
1- 0		0- 0	0- 0		NEUTRAL		0- 0		0- 0		1- 0	
RPI S	Opponent	Score	RPI S	Opponent	Score	RPI S	Opponent	Score	RPI S	Opponent	Score	
						74 A	Pacific	0 3	110 A	Oregon St.	0 3	
						81 A	Cal Poly	0 3	115 A	Utah Valley	0 3	
						86 N	Illinois St.	0 3	137 N	Loyola Marymount	0 3	
									143 H	UNLV	2 3	
									144 N	Northern Ariz.	0 3	
									154 A	Fresno St.	1 3	
									154 H	Fresno St.	0 3	
									176 A	Liberty	0 3	
									180 N	San Jose St.	0 3	
									186 N	UC Riverside	0 3	
									223 A	Md.-East. Shore	1 3	
									234 A	Southern Utah	2 3	
									269 N	Seattle	3 0	
									281 N	Hampton	3 1	
									303 N	Saint Francis (PA)	3 2	
									311 A	Alabama St.	3 1	
									320 H	N.C. Central	3 0	
									321 N	Rider	3 1	
LAST 10 GAMES												
						143 H	UNLV	2 3	320 H	N.C. Central	3 0	
						154 H	Fresno St.	0 3	311 A	Alabama St.	3 1	
						234 A	Southern Utah	2 3	154 A	Fresno St.	1 3	
						281 N	Hampton	3 1	81 A	Cal Poly	0 3	
						223 A	Md.-East. Shore	1 3	74 A	Pacific	0 3	

Non-Div. I Games:

CSU Bakersfield

Average RPI Win: 272		WON-LOST RECORD		WINNING PCT. RANK		LAST 10 GAMES		STRENGTH OF SCHEDULE		OPP. STRENGTH OF SCHEDULE		TEAM RPI		ADJ RPI		CONF. RPI		ADJ CONF. RPI	
DIV. I ONLY		8- 12		.4 215		5- 5		299		280		275		.37533 275		30		31	
DIV. I NON-CONF.		2- 6		.25 269		0- 0		277		152		286		.38108 280		31		31	
TOTALS		RPI 1-25		RPI 26-50		W-L RECORDS		RPI 51-100		RPI 101-150		RPI 150+							
8- 12		0- 0		0- 0		OVERALL		0- 1		0- 2		8- 9							
3- 5		0- 0		0- 0		HOME		0- 0		0- 0		3- 5							
3- 5		0- 0		0- 0		AWAY		0- 0		0- 1		3- 4							
2- 2		0- 0		0- 0		NEUTRAL		0- 1		0- 1		2- 0							
2- 6		0- 0		0- 0		NON-CONFERENCE		0- 1		0- 2		2- 3							
0- 1		0- 0		0- 0		HOME		0- 0		0- 0		0- 1							
0- 3		0- 0		0- 0		AWAY		0- 0		0- 1		0- 2							
2- 2		0- 0		0- 0		NEUTRAL		0- 1		0- 1		2- 0							
6- 6		0- 0		0- 0		CONFERENCE		0- 0		0- 0		6- 6							
3- 4		0- 0		0- 0		HOME		0- 0		0- 0		3- 4							
3- 2		0- 0		0- 0		AWAY		0- 0		0- 0		3- 2							
0- 0		0- 0		0- 0		NEUTRAL		0- 0		0- 0		0- 0							
RPI	S	Opponent		Score	RPI	S	Opponent		Score	RPI	S	Opponent		Score	RPI	S	Opponent		Score
										99	N	Sacred Heart		0 3	109	N	Albany (NY)		1 3
															118	A	Syracuse		0 3
															160	N	Colorado		3 2
															167	H	Niagara		1 3
															174	H	Hofstra		1 3
															204	A	Fairfield		1 3
															204	H	Fairfield		2 3
															224	H	Marist		3 0
															226	A	Manhattan		3 1
															253	A	Binghamton		0 3
															255	H	Iona		0 3
															283	H	Canisius		2 3
															286	A	Fordham		1 3
															288	A	Loyola Maryland		2 3
															288	H	Loyola Maryland		3 1
															307	N	Youngstown St.		3 2
															321	A	Rider		3 1
															321	H	Rider		3 0
															326	A	Saint Peter's		3 1
LAST 10 GAMES																			
															288	H	Loyola Maryland		3 1
															321	H	Rider		3 0
															326	A	Saint Peter's		3 1
															226	A	Manhattan		3 1
															167	H	Niagara		1 3
															283	H	Canisius		2 3
															204	A	Fairfield		1 3
															224	H	Marist		3 0
															204	H	Fairfield		2 3
															255	H	Iona		0 3

Non-Div. I Games:

Siena

Average RPI Win:	297	WON-LOST	WINNING	LAST 10	STRENGTH OF	OPP. STRENGTH	TEAM	ADJ	CONF.	ADJ CONF.	
Average RPI Loss:	200	RECORD	PCT. RANK	GAMES	SCHEDULE	OF SCHEDULE	RPI	RPI	RPI	RPI	
DIV. I ONLY	12- 13	.48	170	2- 7	314	291	275	.37113	276	18	18
DIV. I NON-CONF.	10- 5	.66667	82	0- 1	326	322	277	.382	279	23	22
<hr/>											
TOTALS	RPI 1-25	RPI 26-50		W-L RECORDS		RPI 51-100		RPI 101-150		RPI 150+	
12- 13	0- 0	0- 0		OVERALL		0- 2		0- 2		12- 9	
3- 3	0- 0	0- 0		HOME		0- 0		0- 1		3- 2	
4- 7	0- 0	0- 0		AWAY		0- 2		0- 1		4- 4	
5- 3	0- 0	0- 0		NEUTRAL		0- 0		0- 0		5- 3	
10- 5	0- 0	0- 0		NON-CONFERENCE		0- 0		0- 0		10- 5	
1- 0	0- 0	0- 0		HOME		0- 0		0- 0		1- 0	
4- 2	0- 0	0- 0		AWAY		0- 0		0- 0		4- 2	
5- 3	0- 0	0- 0		NEUTRAL		0- 0		0- 0		5- 3	
2- 8	0- 0	0- 0		CONFERENCE		0- 2		0- 2		2- 4	
2- 3	0- 0	0- 0		HOME		0- 0		0- 1		2- 2	
0- 5	0- 0	0- 0		AWAY		0- 2		0- 1		0- 2	
0- 0	0- 0	0- 0		NEUTRAL		0- 0		0- 0		0- 0	
RPI	S	Opponent	Score	RPI	S	Opponent	Score	RPI	S	Opponent	Score
						70 A Furman	0 3	119 H Col. of Charleston		0 3	
						84 A Appalachian St.	0 3	133 A Ga. Southern		1 3	
								184 H Elon		0 3	
								205 A Davidson		2 3	
								225 A East Tenn. St.		2 3	
								228 N Western Ill.		0 3	
								229 A Western Caro.		2 3	
								237 N Kent St.		3 0	
								252 H UNC Greensboro		1 3	
								265 A South Carolina St.		1 3	
								280 A S.C. Upstate		3 0	
								282 H Chattanooga		3 0	
								285 A SIU Edwardsville		3 1	
								290 H Citadel		3 0	
								294 A Stetson		3 1	
								299 N Gardner-Webb		0 3	
								306 A Charleston So.		3 0	
								306 N Charleston So.		3 1	
								311 N Alabama St.		3 0	
								312 N Bethune-Cookman		1 3	
								316 N Ark.-Pine Bluff		3 0	
								324 H N.C. A&T		3 0	
								327 N Savannah St.		3 0	
				LAST 10 GAMES							
				252 H	UNC Greensboro	1 3	119 H	Col. of Charleston	0 3	327 N	Savannah St.
				184 H	Elon	0 3	290 H	Citadel	3 0		
				84 A	Appalachian St.	0 3	70 A	Furman	0 3		
				229 A	Western Caro.	2 3	282 H	Chattanooga	3 0		
				225 A	East Tenn. St.	2 3	205 A	Davidson	2 3		

Non-Div. I Games: Converse 3 0

Wofford

Average RPI Win:	276	WON-LOST RECORD	WINNING PCT. RANK	LAST 10 GAMES	STRENGTH OF SCHEDULE	OPP. STRENGTH OF SCHEDULE	TEAM RPI	ADJ RPI	CONF. RPI	ADJ CONF. RPI	
DIV. I ONLY		3- 17	.15 311	1- 9	138	249	278	.36921	277	19	19
DIV. I NON-CONF.		2- 10	.16667 293	0- 2	185	243	281	.38022	281	22	21
<hr/>											
TOTALS	RPI 1-25	RPI 26-50		W-L RECORDS	RPI 51-100		RPI 101-150		RPI 150+		
3- 17	0- 0	0- 1		OVERALL	0- 0		0- 5		3- 11		
0- 6	0- 0	0- 0		HOME	0- 0		0- 1		0- 5		
2- 8	0- 0	0- 0		AWAY	0- 0		0- 2		2- 6		
1- 3	0- 0	0- 1		NEUTRAL	0- 0		0- 2		1- 0		
<hr/>											
2- 10	0- 0	0- 1		NON-CONFERENCE	0- 0		0- 4		2- 5		
0- 3	0- 0	0- 0		HOME	0- 0		0- 1		0- 2		
1- 4	0- 0	0- 0		AWAY	0- 0		0- 1		1- 3		
1- 3	0- 0	0- 1		NEUTRAL	0- 0		0- 2		1- 0		
<hr/>											
1- 7	0- 0	0- 0		CONFERENCE	0- 0		0- 1		1- 6		
0- 3	0- 0	0- 0		HOME	0- 0		0- 0		0- 3		
1- 4	0- 0	0- 0		AWAY	0- 0		0- 1		1- 3		
0- 0	0- 0	0- 0		NEUTRAL	0- 0		0- 0		0- 0		
<hr/>											
RPI S	Opponent	Score	RPI S	Opponent	Score	RPI S	Opponent	Score	RPI S	Opponent	Score
			36 N	Dayton	0 3				101 A	Yale	0 3
			106 H	UTEP	0 3						
			118 N	Syracuse	1 3						
			127 N	George Washington	0 3						
			128 A	American	1 3						
			153 A	Columbia	0 3						
			153 H	Columbia	2 3						
			165 A	Dartmouth	0 3						
			167 H	Niagara	0 3						
			172 H	Princeton	1 3						
			181 A	VCU	1 3						
			189 A	Harvard	3 1						
			192 A	Colgate	1 3						
			213 A	Buffalo	1 3						
			233 H	Penn	1 3						
			251 A	Brown	2 3						
			253 H	Binghamton	1 3						
			315 A	Delaware St.	3 0						
324 N	N.C. A&T	3 0									
<hr/>											
			LAST 10 GAMES								
			153 A	Columbia	0 3	233 H	Penn	1 3			
			165 A	Dartmouth	0 3	251 A	Brown	2 3			
			189 A	Harvard	3 1	101 A	Yale	0 3			
			192 A	Colgate	1 3	153 H	Columbia	2 3			
			172 H	Princeton	1 3	253 H	Binghamton	1 3			

Non-Div. I Games:

Cornell

Average RPI Win: 263		WON-LOST RECORD		WINNING PCT. RANK		LAST 10 GAMES		STRENGTH OF SCHEDULE		OPP. STRENGTH OF SCHEDULE		TEAM RPI		ADJ RPI		CONF. RPI		ADJ CONF. RPI					
Average RPI Loss: 177																							
DIV. I ONLY		8- 16		.33333 248		4- 6		277		245		273		.36911 278		27		27					
DIV. I NON-CONF.		3- 8		.27273 264		1- 0		263		194		279		.3887 271		25		25					
TOTALS		RPI 1-25		RPI 26-50		W-L RECORDS		RPI 51-100		RPI 101-150		RPI 150+											
8- 16		0- 0		0- 2		OVERALL		0- 1		0- 2		8- 11											
3- 5		0- 0		0- 0		HOME		0- 1		0- 0		3- 4											
3- 6		0- 0		0- 1		AWAY		0- 0		0- 1		3- 4											
2- 5		0- 0		0- 1		NEUTRAL		0- 0		0- 1		2- 3											
3- 8		0- 0		0- 2		NON-CONFERENCE		0- 0		0- 2		3- 4											
1- 0		0- 0		0- 0		HOME		0- 0		0- 0		1- 0											
0- 3		0- 0		0- 1		AWAY		0- 0		0- 1		0- 1											
2- 5		0- 0		0- 1		NEUTRAL		0- 0		0- 1		2- 3											
5- 8		0- 0		0- 0		CONFERENCE		0- 1		0- 0		5- 7											
2- 5		0- 0		0- 0		HOME		0- 1		0- 0		2- 4											
3- 3		0- 0		0- 0		AWAY		0- 0		0- 0		3- 3											
0- 0		0- 0		0- 0		NEUTRAL		0- 0		0- 0		0- 0											
RPI	S	Opponent		Score		RPI	S	Opponent		Score		RPI	S	Opponent		Score							
						45	N	Wichita St.		0	3	73	H	Morehead St.		0	3	125	A	Indiana	0	3	
						49	A	Louisville		0	3							131	N	Ole Miss	2	3	
																		156	N	Miami (OH)	1	3	
																		167	N	Niagara	1	3	
																		175	A	Tennessee St.	0	3	
																		175	H	Tennessee St.	3	0	
																		190	A	UT Martin	0	3	
																		194	H	Ill.-Chicago	3	1	
																		199	N	Gonzaga	2	3	
																		218	H	Eastern Ky.	1	3	
																		230	A	Indiana St.	0	3	
																		258	A	Jacksonville St.	3	2	
																		260	A	Austin Peay	3	1	
																		260	H	Austin Peay	0	3	
																		263	A	Southeast Mo. St.	1	3	
																		263	H	Southeast Mo. St.	0	3	
																		285	H	SIU Edwardsville	3	2	
																		287	H	Murray St.	1	3	
																		296	A	Tennessee Tech	3	0	
																		317	N	Chicago St.	3	0	
																		319	N	Coppin St.	3	1	
LAST 10 GAMES																							
						260	H	Austin Peay		0	3	190	A	UT Martin		0	3						
						175	H	Tennessee St.		3	0	263	A	Southeast Mo. St.		1	3						
						194	H	Ill.-Chicago		3	1	73	H	Morehead St.		0	3						
						296	A	Tennessee Tech		3	0	218	H	Eastern Ky.		1	3						
						258	A	Jacksonville St.		3	2	175	A	Tennessee St.		0	3						

Non-Div. I Games:

Eastern Ill.

Average RPI Win:	300	WON-LOST	WINNING	LAST 10	STRENGTH OF	OPP. STRENGTH	TEAM	ADJ	CONF.	ADJ CONF.	
Average RPI Loss:	152	RECORD	PCT. RANK	GAMES	SCHEDULE	OF SCHEDULE	RPI	RPI	RPI	RPI	
DIV. I ONLY	5- 18	.21739	291	3- 6	238	224	289	.36599	279	21	23
DIV. I NON-CONF.	4- 14	.22222	281	2- 2	244	227	287	.36482	290	21	23
<hr/>											
TOTALS	RPI 1-25	RPI 26-50		W-L RECORDS	RPI 51-100		RPI 101-150		RPI 150+		
5- 18	0- 0	0- 1		OVERALL	0- 3		0- 6		5- 8		
1- 6	0- 0	0- 0		HOME	0- 2		0- 3		1- 1		
2- 5	0- 0	0- 1		AWAY	0- 0		0- 1		2- 3		
2- 7	0- 0	0- 0		NEUTRAL	0- 1		0- 2		2- 4		
<hr/>											
4- 14	0- 0	0- 1		NON-CONFERENCE	0- 2		0- 4		4- 7		
1- 3	0- 0	0- 0		HOME	0- 1		0- 1		1- 1		
1- 4	0- 0	0- 1		AWAY	0- 0		0- 1		1- 2		
2- 7	0- 0	0- 0		NEUTRAL	0- 1		0- 2		2- 4		
<hr/>											
1- 4	0- 0	0- 0		CONFERENCE	0- 1		0- 2		1- 1		
0- 3	0- 0	0- 0		HOME	0- 1		0- 2		0- 0		
1- 1	0- 0	0- 0		AWAY	0- 0		0- 0		1- 1		
0- 0	0- 0	0- 0		NEUTRAL	0- 0		0- 0		0- 0		
<hr/>											
RPI S	Opponent	Score	RPI S	Opponent	Score	RPI S	Opponent	Score	RPI S	Opponent	Score
			46 A	Baylor	0 3	66 H	North Dakota	0 3	103 H	Texas Tech	0 3
						69 N	Eastern Mich.	0 3	115 H	Utah Valley	0 3
						99 H	New Mexico	0 3	117 H	Houston Baptist	0 3
									122 A	Sam Houston St.	1 3
									149 N	Towson	0 3
									150 N	Northern Colo.	0 3
									177 N	North Texas	0 3
									196 A	A&M-Corpus Christi	0 3
									196 H	A&M-Corpus Christi	2 3
									196 N	A&M-Corpus Christi	1 3
									211 A	Robert Morris	1 3
									220 A	NJIT	0 3
									236 N	Rutgers	0 3
									257 N	Louisiana Tech	3 0
									259 N	McNeese St.	0 3
									297 A	Prairie View	3 2
									305 N	Morgan St.	3 0
									317 A	Chicago St.	3 2
									322 H	Texas Southern	3 0
<hr/>											
LAST 10 GAMES											
			99 H	New Mexico	0 3	297 A	Prairie View	3 2			
			322 H	Texas Southern	3 0	220 A	NJIT	0 3			
			66 H	North Dakota	0 3	317 A	Chicago St.	3 2			
			115 H	Utah Valley	0 3	69 N	Eastern Mich.	0 3			
			117 H	Houston Baptist	0 3	305 N	Morgan St.	3 0			

Non-Div. I Games: Huston-Tillotson 3 0

Average RPI Win:	265	WON-LOST	WINNING	LAST 10	STRENGTH OF	OPP. STRENGTH	TEAM	ADJ	CONF.	ADJ CONF.
Average RPI Loss:	192	RECORD	PCT. RANK	GAMES	SCHEDULE	OF SCHEDULE	RPI	RPI	RPI	RPI

DIV. I ONLY		7- 16	.30435	265	3- 6	253	266	274	.3659	280	24	24					
DIV. I NON-CONF.		5- 9	.35714	235	1- 1	271	282	270	.38569	275	24	24					
TOTALS		RPI 1-25		RPI 26-50		W-L RECORDS		RPI 51-100		RPI 101-150		RPI 150+					
7- 16		0- 0		0- 1		OVERALL		0- 1		0- 2		7- 12					
4- 4		0- 0		0- 0		HOME		0- 0		0- 0		4- 4					
1- 8		0- 0		0- 0		AWAY		0- 1		0- 0		1- 7					
2- 4		0- 0		0- 1		NEUTRAL		0- 0		0- 2		2- 1					
5- 9		0- 0		0- 1		NON-CONFERENCE		0- 0		0- 2		5- 6					
2- 2		0- 0		0- 0		HOME		0- 0		0- 0		2- 2					
1- 3		0- 0		0- 0		AWAY		0- 0		0- 0		1- 3					
2- 4		0- 0		0- 1		NEUTRAL		0- 0		0- 2		2- 1					
2- 7		0- 0		0- 0		CONFERENCE		0- 1		0- 0		2- 6					
2- 2		0- 0		0- 0		HOME		0- 0		0- 0		2- 2					
0- 5		0- 0		0- 0		AWAY		0- 1		0- 0		0- 4					
0- 0		0- 0		0- 0		NEUTRAL		0- 0		0- 0		0- 0					
RPI	S	Opponent	Score		RPI	S	Opponent	Score		RPI	S	Opponent	Score				
			34	N	Western Mich.	0	3	77	A	Lipscomb	0	3	115	N	Utah Valley	0	3
													144	N	Northern Ariz.	1	3
													152	A	Belmont	0	3
													155	A	Virginia	0	3
													158	A	Fla. Gulf Coast	1	3
													164	H	Kennesaw St.	1	3
													225	A	East Tenn. St.	0	3
													229	H	Western Caro.	3	0
													229	N	Western Caro.	3	0
													231	H	North Florida	3	0
													238	H	Jacksonville	3	2
													241	A	Air Force	1	3
													249	N	UMKC	0	3
													256	H	Mercer	1	3
													265	H	South Carolina St.	0	3
													273	A	Radford	2	3
													276	H	Wofford	0	3
													294	A	Stetson	0	3
													299	H	Gardner-Webb	3	2
													312	A	Bethune-Cookman	3	0
													317	N	Chicago St.	3	0
LAST 10 GAMES																	
			256	H	Mercer	1	3	158	A	Fla. Gulf Coast	1	3					
			164	H	Kennesaw St.	1	3	238	H	Jacksonville	3	2					
			265	H	South Carolina St.	0	3	231	H	North Florida	3	0					
			312	A	Bethune-Cookman	3	0	152	A	Belmont	0	3					
			294	A	Stetson	0	3	77	A	Lipscomb	0	3					

Non-Div. I Games:

S.C. Upstate

Average RPI Win:	306	WON-LOST	WINNING	LAST 10	STRENGTH OF	OPP. STRENGTH	TEAM	ADJ	CONF.	ADJ CONF.	
Average RPI Loss:	213	RECORD	PCT. RANK	GAMES	SCHEDULE	OF SCHEDULE	RPI	RPI	RPI	RPI	
DIV. I ONLY	9- 11	.45	190	6- 4	315	309	290	.3652	281	32	32
DIV. I NON-CONF.	3- 7	.3	257	1- 1	232	258	269	.39612	263	32	32
<hr/>											
TOTALS	RPI 1-25	RPI 26-50		W-L RECORDS		RPI 51-100		RPI 101-150		RPI 150+	
9- 11	0- 0	0- 0		OVERALL		0- 2		0- 1		9- 8	
2- 2	0- 0	0- 0		HOME		0- 0		0- 0		2- 2	
3- 4	0- 0	0- 0		AWAY		0- 0		0- 1		3- 3	
4- 5	0- 0	0- 0		NEUTRAL		0- 2		0- 0		4- 3	
3- 7	0- 0	0- 0		NON-CONFERENCE		0- 2		0- 1		3- 4	
0- 0	0- 0	0- 0		HOME		0- 0		0- 0		0- 0	
0- 2	0- 0	0- 0		AWAY		0- 0		0- 1		0- 1	
3- 5	0- 0	0- 0		NEUTRAL		0- 2		0- 0		3- 3	
6- 4	0- 0	0- 0		CONFERENCE		0- 0		0- 0		6- 4	
2- 2	0- 0	0- 0		HOME		0- 0		0- 0		2- 2	
3- 2	0- 0	0- 0		AWAY		0- 0		0- 0		3- 2	
1- 0	0- 0	0- 0		NEUTRAL		0- 0		0- 0		1- 0	
RPI S	Opponent	Score	RPI S	Opponent	Score	RPI S	Opponent	Score	RPI S	Opponent	Score
						79 N	Samford	0 3	144 A	Northern Ariz.	0 3
						99 N	New Mexico	0 3	180 N	San Jose St.	0 3
									184 N	Elon	0 3
									223 H	Md.-East. Shore	0 3
									240 A	Campbell	2 3
									271 N	Fla. Atlantic	3 2
									274 N	CSU Bakersfield	1 3
									294 N	Stetson	3 1
									301 A	Norfolk St.	3 1
									301 H	Norfolk St.	2 3
									302 A	Howard	3 1
									305 A	Morgan St.	0 3
									311 N	Alabama St.	3 0
									312 A	Bethune-Cookman	2 3
									315 H	Delaware St.	3 2
									319 H	Coppin St.	3 1
									320 A	N.C. Central	3 2
									320 N	N.C. Central	3 0
LAST 10 GAMES											
						301 H	Norfolk St.	2 3	319 H	Coppin St.	3 1
						305 A	Morgan St.	0 3	311 N	Alabama St.	3 0
						315 H	Delaware St.	3 2	274 N	CSU Bakersfield	1 3
						223 H	Md.-East. Shore	0 3	320 N	N.C. Central	3 0
						302 A	Howard	3 1	301 A	Norfolk St.	3 1

Non-Div. I Games:

Hampton

Average RPI Win:	248	WON-LOST RECORD	WINNING PCT. RANK	LAST 10 GAMES	STRENGTH OF SCHEDULE	OPP. STRENGTH OF SCHEDULE	TEAM RPI	ADJ RPI	CONF. RPI	ADJ CONF. RPI	
DIV. I ONLY		5- 20	.2 295	3- 7	160	250	269	.3643	282	18	18
DIV. I NON-CONF.		2- 13	.13333 298	0- 2	204	246	294	.34547	300	23	22
<hr/>											
TOTALS	RPI 1-25	RPI 26-50		W-L RECORDS	RPI 51-100		RPI 101-150		RPI 150+		
5- 20	0- 0	0- 0		OVERALL	0- 4		0- 3		5- 13		
3- 6	0- 0	0- 0		HOME	0- 0		0- 1		3- 5		
1- 10	0- 0	0- 0		AWAY	0- 3		0- 2		1- 5		
1- 4	0- 0	0- 0		NEUTRAL	0- 1		0- 0		1- 3		
<hr/>											
2- 13	0- 0	0- 0		NON-CONFERENCE	0- 2		0- 1		2- 10		
0- 5	0- 0	0- 0		HOME	0- 0		0- 0		0- 5		
1- 4	0- 0	0- 0		AWAY	0- 1		0- 1		1- 2		
1- 4	0- 0	0- 0		NEUTRAL	0- 1		0- 0		1- 3		
<hr/>											
3- 7	0- 0	0- 0		CONFERENCE	0- 2		0- 2		3- 3		
3- 1	0- 0	0- 0		HOME	0- 0		0- 1		3- 0		
0- 6	0- 0	0- 0		AWAY	0- 2		0- 1		0- 3		
0- 0	0- 0	0- 0		NEUTRAL	0- 0		0- 0		0- 0		
<hr/>											
RPI S	Opponent	Score	RPI S	Opponent	Score	RPI S	Opponent	Score	RPI S	Opponent	Score
						60 A	Virginia Tech	1 3	119 H	Col. of Charleston	1 3
						61 N	Oral Roberts	0 3	133 A	Ga. Southern	0 3
						79 A	Samford	0 3	142 A	Southern Miss.	0 3
						84 A	Appalachian St.	0 3	152 H	Belmont	0 3
									164 A	Kennesaw St.	1 3
									166 N	Winthrop	2 3
									184 H	Elon	3 1
									185 N	Connecticut	0 3
									205 A	Davidson	0 3
									214 H	UNC Asheville	1 3
									222 N	Northwestern St.	3 1
									225 H	East Tenn. St.	0 3
									229 A	Western Caro.	1 3
									242 N	Jackson St.	2 3
									252 H	UNC Greensboro	3 2
									256 A	Mercer	1 3
									256 H	Mercer	0 3
									276 A	Wofford	0 3
									290 H	Citadel	3 0
									293 A	Alabama A&M	3 0
			296 H	Tennessee Tech	2 3						
			LAST 10 GAMES								
			133 A Ga. Southern			0 3	184 H Elon			3 1	
			205 A Davidson			0 3	252 H UNC Greensboro			3 2	
			256 A Mercer			1 3	79 A Samford			0 3	
			290 H Citadel			3 0	276 A Wofford			0 3	
			119 H Col. of Charleston			1 3	256 H Mercer			0 3	

Non-Div. I Games:

Chattanooga

Average RPI Win:		294	WON-LOST RECORD		WINNING PCT. RANK		LAST 10 GAMES		STRENGTH OF SCHEDULE		OPP. STRENGTH OF SCHEDULE		TEAM RPI		ADJ RPI		CONF. RPI		ADJ CONF. RPI	
Average RPI Loss:		201																		
DIV. I ONLY			9- 14		.3913 220		5- 5		294		288		282		.36099 283		30		31	
DIV. I NON-CONF.			5- 6		.45455 191		1- 0		318		241		272		.39059 269		31		31	
TOTALS		RPI 1-25		RPI 26-50		W-L RECORDS		RPI 51-100		RPI 101-150		RPI 150+								
9- 14		0- 0		0- 1		OVERALL		0- 0		0- 1		9- 12								
4- 5		0- 0		0- 0		HOME		0- 0		0- 0		4- 5								
2- 6		0- 0		0- 0		AWAY		0- 0		0- 1		2- 5								
3- 3		0- 0		0- 1		NEUTRAL		0- 0		0- 0		3- 2								
5- 6		0- 0		0- 1		NON-CONFERENCE		0- 0		0- 1		5- 4								
1- 1		0- 0		0- 0		HOME		0- 0		0- 0		1- 1								
1- 2		0- 0		0- 0		AWAY		0- 0		0- 1		1- 1								
3- 3		0- 0		0- 1		NEUTRAL		0- 0		0- 0		3- 2								
4- 8		0- 0		0- 0		CONFERENCE		0- 0		0- 0		4- 8								
3- 4		0- 0		0- 0		HOME		0- 0		0- 0		3- 4								
1- 4		0- 0		0- 0		AWAY		0- 0		0- 0		1- 4								
0- 0		0- 0		0- 0		NEUTRAL		0- 0		0- 0		0- 0								
RPI	S	Opponent		Score		RPI	S	Opponent		Score		RPI	S	Opponent		Score				
				31	N	Michigan St.		0	3			123	A	Bowling Green		0	3			
												167	A	Niagara		1	3			
												167	H	Niagara		0	3			
												197	A	Akron		1	3			
												204	A	Fairfield		2	3			
												204	H	Fairfield		2	3			
												213	H	Buffalo		3	1			
												224	A	Marist		0	3			
												226	H	Manhattan		2	3			
												235	N	Bradley		0	3			
												237	H	Kent St.		2	3			
												255	A	Iona		1	3			
												255	H	Iona		0	3			
												275	A	Siena		3	2			
												285	N	SIU Edwardsville		1	3			
												288	H	Loyola Maryland		3	0			
												303	N	Saint Francis (PA)		3	0			
												304	N	Providence		3	1			
												305	N	Morgan St.		3	1			
												310	A	La Salle		3	0			
												321	H	Rider		3	1			
												326	H	Saint Peter's		3	0			
				LAST 10 GAMES																
				204	H	Fairfield		2	3	224	A	Marist		0	3					
				255	H	Iona		0	3	275	A	Siena		3	2					
				167	H	Niagara		0	3	226	H	Manhattan		2	3					
				288	H	Loyola Maryland		3	0	326	H	Saint Peter's		3	0					
				321	H	Rider		3	1	213	H	Buffalo		3	1					

Non-Div. I Games:

Canisius

Average RPI Win: 278		WON-LOST	WINNING	LAST 10	STRENGTH OF		OPP. STRENGTH	TEAM	ADJ		CONF.	ADJ CONF.
Average RPI Loss: 205		RECORD	PCT. RANK	GAMES	SCHEDULE		OF SCHEDULE	RPI	RPI		RPI	RPI
DIV. I ONLY		7- 18	.28	274	3- 7		199	305	268		.36018	284
DIV. I NON-CONF.		4- 11	.26667	267	0- 1		157	309	261		.38588	274
TOTALS		RPI 1-25	RPI 26-50		W-L RECORDS		RPI 51-100		RPI 101-150		RPI 150+	
7- 18		0- 0	0- 0		OVERALL		0- 2		0- 1		7- 15	
4- 5		0- 0	0- 0		HOME		0- 1		0- 1		4- 3	
1- 9		0- 0	0- 0		AWAY		0- 0		0- 0		1- 9	
2- 4		0- 0	0- 0		NEUTRAL		0- 1		0- 0		2- 3	
4- 11		0- 0	0- 0		NON-CONFERENCE		0- 1		0- 0		4- 10	
2- 2		0- 0	0- 0		HOME		0- 0		0- 0		2- 2	
0- 6		0- 0	0- 0		AWAY		0- 0		0- 0		0- 6	
2- 3		0- 0	0- 0		NEUTRAL		0- 1		0- 0		2- 2	
3- 7		0- 0	0- 0		CONFERENCE		0- 1		0- 1		3- 5	
2- 3		0- 0	0- 0		HOME		0- 1		0- 1		2- 1	
1- 3		0- 0	0- 0		AWAY		0- 0		0- 0		1- 3	
0- 1		0- 0	0- 0		NEUTRAL		0- 0		0- 0		0- 1	
RPI S	Opponent	Score	RPI S	Opponent	Score	RPI S	Opponent	Score	RPI S	Opponent	Score	
						68 N	Northeastern	0 3	128 H	American	1 3	
						95 H	Army	0 3	165 H	Dartmouth	1 3	
									185 A	Connecticut	0 3	
									189 A	Harvard	0 3	
									189 N	Harvard	0 3	
									192 A	Colgate	1 3	
									195 A	Lehigh	0 3	
									195 H	Lehigh	0 3	
									207 A	Central Conn. St.	0 3	
									207 H	Central Conn. St.	3 0	
									223 N	Md.-East. Shore	3 0	
									243 H	Fairleigh Dickinson	1 3	
									253 N	Binghamton	1 3	
									268 A	Hartford	0 3	
									270 A	Bryant	0 3	
									270 A	Bryant	2 3	
									272 A	Bucknell	0 3	
									300 A	Lafayette	3 0	
									300 H	Lafayette	3 0	
									302 N	Howard	3 0	
									304 H	Providence	3 2	
									309 H	Navy	3 0	
									309 N	Navy	1 3	
LAST 10 GAMES												
						300 H	Lafayette	3 0	270 A	Bryant	2 3	
						195 H	Lehigh	0 3	128 H	American	1 3	
						272 A	Bucknell	0 3	309 H	Navy	3 0	
						192 A	Colgate	1 3	195 A	Lehigh	0 3	
						95 H	Army	0 3	300 A	Lafayette	3 0	

Non-Div. I Games:

Holy Cross

Average RPI Win:	269	WON-LOST RECORD	WINNING PCT. RANK	LAST 10 GAMES	STRENGTH OF SCHEDULE	OPP. STRENGTH OF SCHEDULE	TEAM RPI	ADJ RPI	CONF. RPI	ADJ CONF. RPI		
DIV. I ONLY		9- 16	.36	238	3- 7	288	277	284	.36016	285	27	27
DIV. I NON-CONF.		5- 7	.41667	209	0- 1	260	296	257	.41221	258	25	25
<hr/>												
TOTALS	RPI 1-25	RPI 26-50		W-L RECORDS		RPI 51-100		RPI 101-150		RPI 150+		
9- 16	0- 0	0- 1		OVERALL		0- 2		0- 1		9- 12		
4- 6	0- 0	0- 0		HOME		0- 1		0- 0		4- 5		
3- 8	0- 0	0- 0		AWAY		0- 1		0- 1		3- 5		
2- 2	0- 0	0- 1		NEUTRAL		0- 0		0- 0		2- 1		
5- 7	0- 0	0- 1		NON-CONFERENCE		0- 1		0- 1		5- 4		
2- 2	0- 0	0- 0		HOME		0- 0		0- 0		2- 2		
1- 3	0- 0	0- 0		AWAY		0- 1		0- 1		1- 1		
2- 2	0- 0	0- 1		NEUTRAL		0- 0		0- 0		2- 1		
4- 9	0- 0	0- 0		CONFERENCE		0- 1		0- 0		4- 8		
2- 4	0- 0	0- 0		HOME		0- 1		0- 0		2- 3		
2- 5	0- 0	0- 0		AWAY		0- 0		0- 0		2- 5		
0- 0	0- 0	0- 0		NEUTRAL		0- 0		0- 0		0- 0		
RPI S	Opponent	Score	RPI S	Opponent	Score	RPI S	Opponent	Score	RPI S	Opponent	Score	
			31 N	Michigan St.	0 3	73 H	Morehead St.	0 3	123 A	Bowling Green	1 3	
						86 A	Illinois St.	1 3	175 A	Tennessee St.	2 3	
									175 H	Tennessee St.	1 3	
									190 A	UT Martin	1 3	
									201 A	Southern Ill.	2 3	
									218 H	Eastern Ky.	1 3	
									228 H	Western Ill.	3 2	
									228 N	Western Ill.	1 3	
									230 A	Indiana St.	3 1	
									237 H	Kent St.	2 3	
									258 A	Jacksonville St.	3 2	
									260 A	Austin Peay	3 2	
									260 H	Austin Peay	3 2	
									263 H	Southeast Mo. St.	3 0	
									276 H	Wofford	1 3	
									278 A	Eastern Ill.	2 3	
									283 N	Canisius	3 1	
									287 A	Murray St.	1 3	
									287 H	Murray St.	1 3	
									296 A	Tennessee Tech	2 3	
									316 H	Ark.-Pine Bluff	3 0	
									327 N	Savannah St.	3 0	
			LAST 10 GAMES									
			175 H	Tennessee St.	1 3	287 A	Murray St.	1 3				
			260 H	Austin Peay	3 2	218 H	Eastern Ky.	1 3				
			258 A	Jacksonville St.	3 2	73 H	Morehead St.	0 3				
			296 A	Tennessee Tech	2 3	201 A	Southern Ill.	2 3				
			190 A	UT Martin	1 3	260 A	Austin Peay	3 2				

Non-Div. I Games:

SIU Edwardsville

Average RPI Win: 275		WON-LOST RECORD		WINNING PCT. RANK		LAST 10 GAMES		STRENGTH OF SCHEDULE		OPP. STRENGTH OF SCHEDULE		TEAM RPI		ADJ RPI		CONF. RPI		ADJ CONF. RPI	
DIV. I ONLY		5- 19		.20833 293		2- 8		214		227		287		.35811 286		17		17	
DIV. I NON-CONF.		3- 12		.2 286		0- 2		248		264		297		.34171 301		16		17	
TOTALS		RPI 1-25		RPI 26-50		W-L RECORDS		RPI 51-100		RPI 101-150		RPI 150+							
5- 19		0- 0		0- 1		OVERALL		0- 3		0- 3		5- 12							
1- 9		0- 0		0- 1		HOME		0- 3		0- 2		1- 3							
2- 7		0- 0		0- 0		AWAY		0- 0		0- 1		2- 6							
2- 3		0- 0		0- 0		NEUTRAL		0- 0		0- 0		2- 3							
3- 12		0- 0		0- 0		NON-CONFERENCE		0- 1		0- 1		3- 10							
1- 4		0- 0		0- 0		HOME		0- 1		0- 1		1- 2							
0- 5		0- 0		0- 0		AWAY		0- 0		0- 0		0- 5							
2- 3		0- 0		0- 0		NEUTRAL		0- 0		0- 0		2- 3							
2- 7		0- 0		0- 1		CONFERENCE		0- 2		0- 2		2- 2							
0- 5		0- 0		0- 1		HOME		0- 2		0- 1		0- 1							
2- 2		0- 0		0- 0		AWAY		0- 0		0- 1		2- 1							
0- 0		0- 0		0- 0		NEUTRAL		0- 0		0- 0		0- 0							
RPI	S	Opponent	Score	RPI	S	Opponent	Score	RPI	S	Opponent	Score	RPI	S	Opponent	Score				
				36	H	Dayton	0 3	57	H	Saint Louis	1 3	108	H	Duquesne	2 3				
								89	H	Xavier	0 3	109	H	Albany (NY)	0 3				
								92	H	Seton Hall	1 3	127	A	George Washington	0 3				
												160	H	Colorado	0 3				
												165	N	Dartmouth	0 3				
												178	A	Charlotte	1 3				
												185	A	Connecticut	1 3				
												202	H	Rhode Island	1 3				
												212	H	St. John's (NY)	1 3				
												219	A	Stony Brook	2 3				
												223	N	Md.-East. Shore	3 1				
												226	N	Manhattan	0 3				
												236	A	Rutgers	1 3				
												247	A	Temple	3 1				
												251	A	Brown	1 3				
												270	N	Bryant	0 3				
												272	A	Bucknell	2 3				
												275	H	Siena	3 1				
												310	A	La Salle	3 0				
												321	N	Rider	3 2				
LAST 10 GAMES																			
				36	H	Dayton	0 3	108	H	Duquesne	2 3								
				89	H	Xavier	0 3	57	H	Saint Louis	1 3								
				178	A	Charlotte	1 3	236	A	Rutgers	1 3								
				127	A	George Washington	0 3	247	A	Temple	3 1								
				185	A	Connecticut	1 3	310	A	La Salle	3 0								

Non-Div. I Games:

Fordham

Average RPI Win:	272	WON-LOST RECORD	WINNING PCT. RANK	LAST 10 GAMES	STRENGTH OF SCHEDULE	OPP. STRENGTH OF SCHEDULE	TEAM RPI	ADJ RPI	CONF. RPI	ADJ CONF. RPI			
DIV. I ONLY		5- 19	.20833	293	3- 7	211	236	285	.3557	287	27	27	
DIV. I NON-CONF.		0- 11	0	314	0- 0	66	160	275	.38513	276	25	25	
<hr/>													
TOTALS	RPI 1-25	RPI 26-50		W-L RECORDS		RPI 51-100		RPI 101-150		RPI 150+			
5- 19	0- 0	0- 2		OVERALL		0- 1		0- 3		5- 13			
3- 3	0- 0	0- 0		HOME		0- 1		0- 0		3- 2			
2- 9	0- 0	0- 0		AWAY		0- 0		0- 1		2- 8			
0- 7	0- 0	0- 2		NEUTRAL		0- 0		0- 2		0- 3			
0- 11	0- 0	0- 2		NON-CONFERENCE		0- 0		0- 3		0- 6			
0- 1	0- 0	0- 0		HOME		0- 0		0- 0		0- 1			
0- 3	0- 0	0- 0		AWAY		0- 0		0- 1		0- 2			
0- 7	0- 0	0- 2		NEUTRAL		0- 0		0- 2		0- 3			
5- 8	0- 0	0- 0		CONFERENCE		0- 1		0- 0		5- 7			
3- 2	0- 0	0- 0		HOME		0- 1		0- 0		3- 1			
2- 6	0- 0	0- 0		AWAY		0- 0		0- 0		2- 6			
0- 0	0- 0	0- 0		NEUTRAL		0- 0		0- 0		0- 0			
RPI	S	Opponent	Score	RPI	S	Opponent	Score	RPI	S	Opponent	Score		
				28	N	Western Ky.	0 3	73	H	Morehead St.	0 3		
				30	N	Ball St.	0 3						
										138	N	Sacramento St.	1 3
										139	A	Valparaiso	0 3
										145	N	Memphis	0 3
										152	A	Belmont	0 3
										173	H	Evansville	0 3
										173	N	Evansville	1 3
										175	A	Tennessee St.	1 3
										190	A	UT Martin	1 3
										191	N	Green Bay	0 3
										196	N	A&M-Corpus Christi	0 3
										201	A	Southern Ill.	0 3
										218	H	Eastern Ky.	3 0
										258	A	Jacksonville St.	1 3
										258	H	Jacksonville St.	2 3
										260	A	Austin Peay	0 3
										263	A	Southeast Mo. St.	2 3
										278	A	Eastern Ill.	3 1
										285	A	SIU Edwardsville	3 1
										285	H	SIU Edwardsville	3 1
										296	A	Tennessee Tech	1 3
										296	H	Tennessee Tech	3 0
LAST 10 GAMES													
				296	A	Tennessee Tech	1 3	175	A	Tennessee St.	1 3		
				258	A	Jacksonville St.	1 3	285	H	SIU Edwardsville	3 1		
				218	H	Eastern Ky.	3 0	190	A	UT Martin	1 3		
				73	H	Morehead St.	0 3	258	H	Jacksonville St.	2 3		
				260	A	Austin Peay	0 3	296	H	Tennessee Tech	3 0		

Non-Div. I Games:

Murray St.

Average RPI Win:	299	WON-LOST	WINNING	LAST 10	STRENGTH OF	OPP. STRENGTH	TEAM	ADJ	CONF.	ADJ CONF.	
Average RPI Loss:	191	RECORD	PCT. RANK	GAMES	SCHEDULE	OF SCHEDULE	RPI	RPI	RPI	RPI	
DIV. I ONLY	6- 19	.24	285	2- 8	192	311	283	.35473	288	30	31
DIV. I NON-CONF.	3- 10	.23077	278	0- 1	104	299	243	.41891	245	31	31
<hr/>											
TOTALS	RPI 1-25	RPI 26-50		W-L RECORDS		RPI 51-100		RPI 101-150		RPI 150+	
6- 19	0- 0	0- 0		OVERALL		0- 2		0- 4		6- 13	
1- 5	0- 0	0- 0		HOME		0- 0		0- 2		1- 3	
3- 8	0- 0	0- 0		AWAY		0- 0		0- 1		3- 7	
2- 6	0- 0	0- 0		NEUTRAL		0- 2		0- 1		2- 3	
<hr/>											
3- 10	0- 0	0- 0		NON-CONFERENCE		0- 2		0- 4		3- 4	
0- 3	0- 0	0- 0		HOME		0- 0		0- 2		0- 1	
1- 1	0- 0	0- 0		AWAY		0- 0		0- 1		1- 0	
2- 6	0- 0	0- 0		NEUTRAL		0- 2		0- 1		2- 3	
<hr/>											
3- 9	0- 0	0- 0		CONFERENCE		0- 0		0- 0		3- 9	
1- 2	0- 0	0- 0		HOME		0- 0		0- 0		1- 2	
2- 7	0- 0	0- 0		AWAY		0- 0		0- 0		2- 7	
0- 0	0- 0	0- 0		NEUTRAL		0- 0		0- 0		0- 0	
<hr/>											
RPI S	Opponent	Score	RPI S	Opponent	Score	RPI S	Opponent	Score	RPI S	Opponent	Score
						55 N	TCU	2 3	107 A	Villanova	0 3
						62 N	Clemson	0 3	127 H	George Washington	0 3
									128 H	American	1 3
									149 N	Towson	0 3
									167 A	Niagara	0 3
									175 H	Tennessee St.	1 3
									192 N	Colgate	0 3
									204 A	Fairfield	0 3
									224 A	Marist	1 3
									224 H	Marist	2 3
									226 A	Manhattan	2 3
									226 H	Manhattan	1 3
									232 N	UMBC	0 3
									255 A	Iona	1 3
									265 N	South Carolina St.	3 0
									275 A	Siena	1 3
									275 H	Siena	3 2
									283 A	Canisius	0 3
									300 A	Lafayette	3 2
									305 N	Morgan St.	3 1
			319 N	Coppin St.	0 3						
			LAST 10 GAMES			321 A	Rider	3 0	326 A	Saint Peter's	3 0
						275 A	Siena	1 3	255 A	Iona	1 3
						224 A	Marist	1 3	204 A	Fairfield	0 3
						226 H	Manhattan	1 3	127 H	George Washington	0 3
						283 A	Canisius	0 3	326 A	Saint Peter's	3 0
						167 A	Niagara	0 3			

Non-Div. I Games:

Loyola Maryland

Average RPI Win:	251	WON-LOST RECORD	WINNING PCT. RANK	LAST 10 GAMES	STRENGTH OF SCHEDULE	OPP. STRENGTH OF SCHEDULE	TEAM RPI	ADJ RPI	CONF. RPI	ADJ CONF. RPI					
DIV. I ONLY		6- 16	.27273	276	4- 6	254	260	288	.35473	288	29	29			
DIV. I NON-CONF.		2- 12	.14286	296	0- 2	222	234	298	.34674	299	28	28			
<hr/>															
TOTALS	RPI 1-25	RPI 26-50		W-L RECORDS		RPI 51-100		RPI 101-150		RPI 150+					
6- 16	0- 0	0- 0		OVERALL		0- 2		0- 2		6- 12					
3- 8	0- 0	0- 0		HOME		0- 1		0- 0		3- 7					
1- 5	0- 0	0- 0		AWAY		0- 1		0- 0		1- 4					
2- 3	0- 0	0- 0		NEUTRAL		0- 0		0- 2		2- 1					
<hr/>															
2- 12	0- 0	0- 0		NON-CONFERENCE		0- 2		0- 2		2- 8					
0- 6	0- 0	0- 0		HOME		0- 1		0- 0		0- 5					
0- 3	0- 0	0- 0		AWAY		0- 1		0- 0		0- 2					
2- 3	0- 0	0- 0		NEUTRAL		0- 0		0- 2		2- 1					
<hr/>															
4- 4	0- 0	0- 0		CONFERENCE		0- 0		0- 0		4- 4					
3- 2	0- 0	0- 0		HOME		0- 0		0- 0		3- 2					
1- 2	0- 0	0- 0		AWAY		0- 0		0- 0		1- 2					
0- 0	0- 0	0- 0		NEUTRAL		0- 0		0- 0		0- 0					
<hr/>															
RPI	S	Opponent	Score	RPI	S	Opponent	Score	RPI	S	Opponent	Score				
						60 A	Virginia Tech	1		3	125 N	Indiana	1		3
						78 H	James Madison	0		3	147 N	Cleveland St.	0		3
											166 H	Winthrop	1		3
											176 H	Liberty	3		0
											178 N	Charlotte	3		0
											182 A	Wake Forest	0		3
											184 H	Elon	0		3
											203 A	George Mason	0		3
											205 H	Davidson	0		3
											223 H	Md.-East. Shore	1		3
											240 A	Campbell	2		3
											240 H	Campbell	0		3
											252 N	UNC Greensboro	1		3
											262 H	Wright St.	0		3
											264 H	Presbyterian	3		2
											273 H	Radford	3		2
											292 A	Coastal Caro.	0		3
											301 H	Norfolk St.	2		3
											306 A	Charleston So.	3		0
											309 N	Navy	3		0
<hr/>															
LAST 10 GAMES															
						240 A	Campbell	2		3	292 A	Coastal Caro.	0		3
						166 H	Winthrop	1		3	306 A	Charleston So.	3		0
						264 H	Presbyterian	3		2	223 H	Md.-East. Shore	1		3
						273 H	Radford	3		2	301 H	Norfolk St.	2		3
						176 H	Liberty	3		0	240 H	Campbell	0		3

Non-Div. I Games:

High Point

C
i
t
a
d
e
l

Non-Div. I Games:	Francis Marion	3	2	Claflin	3	0
-------------------	----------------	---	---	---------	---	---

Average RPI Win: 144		WON-LOST RECORD	WINNING PCT. RANK	LAST 10 GAMES	STRENGTH OF SCHEDULE	OPP. STRENGTH OF SCHEDULE	TEAM RPI	ADJ RPI	CONF. RPI	ADJ CONF. RPI	
DIV. I ONLY		1- 20	.04762 321	1- 9	152	157	293	.35433 291	22	22	
DIV. I NON-CONF.		0- 11	0 314	0- 2	98	57	278	.39319 266	19	19	
TOTALS		RPI 1-25	RPI 26-50		W-L RECORDS		RPI 51-100		RPI 101-150		RPI 150+
1- 20	0- 1		0- 0		OVERALL		0- 4		1- 5		0- 10
0- 8	0- 0		0- 0		HOME		0- 0		0- 2		0- 6
1- 8	0- 1		0- 0		AWAY		0- 1		1- 2		0- 4
0- 4	0- 0		0- 0		NEUTRAL		0- 3		0- 1		0- 0
0- 11	0- 1		0- 0		NON-CONFERENCE		0- 4		0- 3		0- 3
0- 3	0- 0		0- 0		HOME		0- 0		0- 1		0- 2
0- 4	0- 1		0- 0		AWAY		0- 1		0- 1		0- 1
0- 4	0- 0		0- 0		NEUTRAL		0- 3		0- 1		0- 0
1- 9	0- 0		0- 0		CONFERENCE		0- 0		1- 2		0- 7
0- 5	0- 0		0- 0		HOME		0- 0		0- 1		0- 4
1- 4	0- 0		0- 0		AWAY		0- 0		1- 1		0- 3
0- 0	0- 0		0- 0		NEUTRAL		0- 0		0- 0		0- 0
RPI S	Opponent	Score	RPI S	Opponent	Score	RPI S	Opponent	Score	RPI S	Opponent	Score
2 A	Nebraska	0 3				54 A	BYU	0 3	115 H	Utah Valley	2 3
						63 N	Creighton	0 3	126 A	Utah	0 3
						75 N	St. Mary's (CA)	0 3	138 H	Sacramento St.	1 3
						97 N	Northwestern	0 3	140 N	Cal St. Northridge	2 3
									144 A	Northern Ariz.	3 0
									150 A	Northern Colo.	0 3
									163 A	Idaho St.	1 3
									168 H	Utah St.	2 3
									169 A	Boise St.	0 3
									169 H	Boise St.	0 3
									197 H	Montana	1 3
									200 A	Portland St.	0 3
									200 H	Portland St.	0 3
									210 A	Eastern Wash.	0 3
									210 H	Eastern Wash.	1 3
									295 H	Montana St.	2 3
LAST 10 GAMES											
			210 H	Eastern Wash.	1 3		197 H	Montana	1 3		
			200 H	Portland St.	0 3		138 H	Sacramento St.	1 3		
			144 A	Northern Ariz.	3 0		169 A	Boise St.	0 3		
			150 A	Northern Colo.	0 3		163 A	Idaho St.	1 3		
			295 H	Montana St.	2 3		115 H	Utah Valley	2 3		

Non-Div. I Games: BYU-Hawaii 2 3

Weber St.

Average RPI Win:	292	WON-LOST	WINNING	LAST 10	STRENGTH OF	OPP. STRENGTH	TEAM	ADJ	CONF.	ADJ CONF.
Average RPI Loss:	207	RECORD	PCT. RANK	GAMES	SCHEDULE	OF SCHEDULE	RPI	RPI	RPI	RPI
DIV. I ONLY		9- 16	.36	238	3- 7	276	299	280	.35289	29
DIV. I NON-CONF.		5- 10	.33333	239	0- 2	247	308	273	.37637	28
<hr/>										
TOTALS	RPI 1-25	RPI 26-50		W-L RECORDS		RPI 51-100		RPI 101-150		RPI 150+
9- 16	0- 0	0- 0		OVERALL		0- 1		0- 1		9- 14
5- 4	0- 0	0- 0		HOME		0- 0		0- 1		5- 3
1- 8	0- 0	0- 0		AWAY		0- 1		0- 0		1- 7
3- 4	0- 0	0- 0		NEUTRAL		0- 0		0- 0		3- 4
5- 10	0- 0	0- 0		NON-CONFERENCE		0- 1		0- 1		5- 8
1- 2	0- 0	0- 0		HOME		0- 0		0- 1		1- 1
1- 4	0- 0	0- 0		AWAY		0- 1		0- 0		1- 3
3- 4	0- 0	0- 0		NEUTRAL		0- 0		0- 0		3- 4
4- 6	0- 0	0- 0		CONFERENCE		0- 0		0- 0		4- 6
4- 2	0- 0	0- 0		HOME		0- 0		0- 0		4- 2
0- 4	0- 0	0- 0		AWAY		0- 0		0- 0		0- 4
0- 0	0- 0	0- 0		NEUTRAL		0- 0		0- 0		0- 0
RPI S	Opponent	Score	RPI S	Opponent	Score	RPI S	Opponent	Score	RPI S	Opponent
						78 A	James Madison	0 3	119 H	Col. of Charleston
									1	3
									166 A	Winthrop
									0	3
									173 N	Evansville
									0	3
									176 A	Liberty
									1	3
									195 N	Lehigh
									0	3
									205 A	Davidson
									0	3
									211 N	Robert Morris
									2	3
									214 H	UNC Asheville
									1	3
									225 N	East Tenn. St.
									2	3
									235 H	Bradley
									3	1
									240 H	Campbell
									1	3
									252 A	UNC Greensboro
									3	1
									254 A	UNC Wilmington
									0	3
									255 H	Iona
									1	3
									264 A	Presbyterian
									1	3
									265 A	South Carolina St.
									1	3
									273 A	Radford
									2	3
									288 H	High Point
									3	0
									299 H	Gardner-Webb
									3	0
									299 H	Gardner-Webb
									3	2
									301 N	Norfolk St.
									3	0
									306 H	Charleston So.
									3	0
									324 N	N.C. A&T
									3	0
									324 N	N.C. A&T
									3	0
</										

Average RPI Win: 281		WON-LOST	WINNING	LAST 10	STRENGTH OF		OPP. STRENGTH	TEAM	ADJ	CONF.	ADJ CONF.
Average RPI Loss: 197		RECORD	PCT. RANK	GAMES	SCHEDULE		OF SCHEDULE	RPI	RPI	RPI	RPI
DIV. I ONLY		6- 16	.27273	276	3- 5		281	281	294	.34081	293
DIV. I NON-CONF.		3- 15	.16667	293	0- 4		224	248	295	.33944	303
TOTALS		RPI 1-25	RPI 26-50		W-L RECORDS		RPI 51-100		RPI 101-150		RPI 150+
6- 16	0- 0	0- 0		OVERALL		0- 2		0- 2		6- 12	
0- 3	0- 0	0- 0		HOME		0- 0		0- 0		0- 3	
2- 7	0- 0	0- 0		AWAY		0- 1		0- 2		2- 4	
4- 6	0- 0	0- 0		NEUTRAL		0- 1		0- 0		4- 5	
3- 15	0- 0	0- 0		NON-CONFERENCE		0- 2		0- 2		3- 11	
0- 2	0- 0	0- 0		HOME		0- 0		0- 0		0- 2	
0- 7	0- 0	0- 0		AWAY		0- 1		0- 2		0- 4	
3- 6	0- 0	0- 0		NEUTRAL		0- 1		0- 0		3- 5	
3- 1	0- 0	0- 0		CONFERENCE		0- 0		0- 0		3- 1	
0- 1	0- 0	0- 0		HOME		0- 0		0- 0		0- 1	
2- 0	0- 0	0- 0		AWAY		0- 0		0- 0		2- 0	
1- 0	0- 0	0- 0		NEUTRAL		0- 0		0- 0		1- 0	
RPI S	Opponent	Score	RPI S	Opponent	Score	RPI S	Opponent	Score	RPI S	Opponent	Score
						79 N	Samford	0 3	136 A	Alabama	0 3
						91 A	Auburn	0 3	145 A	Memphis	0 3
									156 A	Miami (OH)	0 3
									157 A	Troy	2 3
									158 N	Fla. Gulf Coast	3 1
									190 H	UT Martin	1 3
									209 N	Georgia St.	0 3
									217 N	UALR	1 3
									221 A	Nicholls St.	0 3
									242 H	Jackson St.	2 3
									245 N	La.-Monroe	2 3
									248 A	South Ala.	0 3
									257 N	Louisiana Tech	1 3
									263 N	Southeast Mo. St.	3 1
									273 N	Radford	2 3
									282 H	Chattanooga	0 3
									308 N	Southeastern La.	3 1
									311 A	Alabama St.	3 1
									318 N	Grambling	3 1
									325 A	Alcorn St.	3 0
LAST 10 GAMES											
						311 A	Alabama St.	3 1	245 N	La.-Monroe	2 3
						242 H	Jackson St.	2 3	221 A	Nicholls St.	0 3
						325 A	Alcorn St.	3 0	318 N	Grambling	3 1
						136 A	Alabama	0 3	157 A	Troy	2 3
						282 H	Chattanooga	0 3	158 N	Fla. Gulf Coast	3 1

Non-Div. I Games: Albany St. (GA) 3 0 Albany St. (GA) 3 0

Alabama A&M

Average RPI Win: 312		WON-LOST RECORD		WINNING PCT. RANK		LAST 10 GAMES		STRENGTH OF SCHEDULE		OPP. STRENGTH OF SCHEDULE		TEAM RPI		ADJ RPI		CONF. RPI		ADJ CONF. RPI	
Average RPI Loss: 187																			
DIV. I ONLY		5- 15		.25 281		3- 6		280		290		296		.33886 294		24		24	
DIV. I NON-CONF.		4- 7		.36364 231		2- 0		312		320		299		.3599 292		24		24	
TOTALS		RPI 1-25		RPI 26-50		W-L RECORDS		RPI 51-100		RPI 101-150		RPI 150+							
5- 15		0- 0		0- 0		OVERALL		0- 3		0- 1		5- 11							
4- 4		0- 0		0- 0		HOME		0- 0		0- 0		4- 4							
1- 6		0- 0		0- 0		AWAY		0- 1		0- 1		1- 4							
0- 5		0- 0		0- 0		NEUTRAL		0- 2		0- 0		0- 3							
4- 7		0- 0		0- 0		NON-CONFERENCE		0- 2		0- 1		4- 4							
3- 1		0- 0		0- 0		HOME		0- 0		0- 0		3- 1							
1- 1		0- 0		0- 0		AWAY		0- 0		0- 1		1- 0							
0- 5		0- 0		0- 0		NEUTRAL		0- 2		0- 0		0- 3							
1- 8		0- 0		0- 0		CONFERENCE		0- 1		0- 0		1- 7							
1- 3		0- 0		0- 0		HOME		0- 0		0- 0		1- 3							
0- 5		0- 0		0- 0		AWAY		0- 1		0- 0		0- 4							
0- 0		0- 0		0- 0		NEUTRAL		0- 0		0- 0		0- 0							
RPI	S	Opponent		Score		RPI	S	Opponent		Score		RPI	S	Opponent		Score			

Non-Div. I Games: Southeastern (FL) 3 0

Stetson

Average RPI Win: 241		WON-LOST	WINNING	LAST 10	STRENGTH OF		OPP. STRENGTH	TEAM	ADJ	CONF.	ADJ CONF.
Average RPI Loss: 182		RECORD	PCT. RANK	GAMES	SCHEDULE		OF SCHEDULE	RPI	RPI	RPI	RPI
DIV. I ONLY		3- 18	.14286	313	3- 7		240	231	297	.33663	295
DIV. I NON-CONF.		1- 10	.09091	303	1- 0		285	216	317	.31637	312
TOTALS		RPI 1-25	RPI 26-50		W-L RECORDS		RPI 51-100		RPI 101-150		RPI 150+
3- 18	0- 0	0- 0		OVERALL		0- 0		0- 8		3- 10	
1- 6	0- 0	0- 0		HOME		0- 0		0- 3		1- 3	
2- 7	0- 0	0- 0		AWAY		0- 0		0- 3		2- 4	
0- 5	0- 0	0- 0		NEUTRAL		0- 0		0- 2		0- 3	
1- 10	0- 0	0- 0		NON-CONFERENCE		0- 0		0- 3		1- 7	
1- 0	0- 0	0- 0		HOME		0- 0		0- 0		1- 0	
0- 5	0- 0	0- 0		AWAY		0- 0		0- 1		0- 4	
0- 5	0- 0	0- 0		NEUTRAL		0- 0		0- 2		0- 3	
2- 8	0- 0	0- 0		CONFERENCE		0- 0		0- 5		2- 3	
0- 6	0- 0	0- 0		HOME		0- 0		0- 3		0- 3	
2- 2	0- 0	0- 0		AWAY		0- 0		0- 2		2- 0	
0- 0	0- 0	0- 0		NEUTRAL		0- 0		0- 0		0- 0	
RPI S	Opponent	Score	RPI S	Opponent	Score	RPI S	Opponent	Score	RPI S	Opponent	Score
									133 A	Ga. Southern	0 3
									134 N	Stephen F. Austin	1 3
									138 H	Sacramento St.	0 3
									144 A	Northern Ariz.	0 3
									144 H	Northern Ariz.	1 3
									148 N	South Dakota St.	1 3
									150 A	Northern Colo.	0 3
									150 H	Northern Colo.	1 3
									152 N	Belmont	0 3
									163 A	Idaho St.	3 2
									190 N	UT Martin	0 3
									194 A	Ill.-Chicago	1 3
									197 H	Montana	0 3
									200 H	Portland St.	2 3
									210 H	Eastern Wash.	2 3
									238 N	Jacksonville	2 3
									239 A	DePaul	0 3
									249 A	UMKC	1 3
									261 A	Loyola Chicago	2 3
									269 H	Seattle	3 0
									291 A	Weber St.	3 2
LAST 10 GAMES											
						144 H	Northern Ariz.	1 3	163 A	Idaho St.	3 2
						150 H	Northern Colo.	1 3	197 H	Montana	0 3
						269 H	Seattle	3 0	200 H	Portland St.	2 3
						138 H	Sacramento St.	0 3	210 H	Eastern Wash.	2 3
						291 A	Weber St.	3 2	150 A	Northern Colo.	0 3

Non-Div. I Games:

Montana St.

Average RPI Win:		257	WON-LOST RECORD		WINNING PCT. RANK		LAST 10 GAMES		STRENGTH OF SCHEDULE		OPP. STRENGTH OF SCHEDULE		TEAM RPI		ADJ RPI		CONF. RPI		ADJ CONF. RPI				
Average RPI Loss:		181																					
DIV. I ONLY			4- 20		.16667 306		3- 7		218		237		292		.33635 296		27		27				
DIV. I NON-CONF.			1- 9		.1 301		0- 0		77		135		258		.41344 254		25		25				
TOTALS		RPI 1-25		RPI 26-50		W-L RECORDS		RPI 51-100		RPI 101-150		RPI 150+											
4- 20		0- 0		0- 2		OVERALL		0- 4		0- 0		4- 14											
3- 5		0- 0		0- 0		HOME		0- 0		0- 0		3- 5											
1- 9		0- 0		0- 0		AWAY		0- 3		0- 0		1- 6											
0- 6		0- 0		0- 2		NEUTRAL		0- 1		0- 0		0- 3											
1- 9		0- 0		0- 2		NON-CONFERENCE		0- 3		0- 0		1- 4											
0- 0		0- 0		0- 0		HOME		0- 0		0- 0		0- 0											
1- 3		0- 0		0- 0		AWAY		0- 2		0- 0		1- 1											
0- 6		0- 0		0- 2		NEUTRAL		0- 1		0- 0		0- 3											
3- 11		0- 0		0- 0		CONFERENCE		0- 1		0- 0		3- 10											
3- 5		0- 0		0- 0		HOME		0- 0		0- 0		3- 5											
0- 6		0- 0		0- 0		AWAY		0- 1		0- 0		0- 5											
0- 0		0- 0		0- 0		NEUTRAL		0- 0		0- 0		0- 0											
RPI	S	Opponent		Score		RPI	S	Opponent		Score		RPI	S	Opponent		Score							
33	N	Kansas St.		0	3	59	A	Georgia Tech		0	3	152	A	Belmont		0	3						
49	N	Louisville		0	3	73	A	Morehead St.		0	3	175	H	Tennessee St.		3	2						
						77	A	Lipscomb		1	3	178	N	Charlotte		2	3						
						88	N	Arkansas St.		0	3	190	A	UT Martin		1	3						
												190	H	UT Martin		1	3						
												214	N	UNC Asheville		0	3						
												218	A	Eastern Ky.		0	3						
												225	N	East Tenn. St.		1	3						
												258	A	Jacksonville St.		0	3						
												258	H	Jacksonville St.		2	3						
												260	H	Austin Peay		0	3						
												263	A	Southeast Mo. St.		1	3						
												263	H	Southeast Mo. St.		1	3						
												278	H	Eastern Ill.		0	3						
												282	A	Chattanooga		3	2						
												285	H	SIU Edwardsville		3	2						
												287	A	Murray St.		0	3						
												287	H	Murray St.		3	1						
LAST 10 GAMES																							
287 H Murray St.						3	1	218 A Eastern Ky.						0	3								
263 H Southeast Mo. St.						1	3	73 A Morehead St.						0	3								
190 A UT Martin						1	3	258 H Jacksonville St.						2	3								
278 H Eastern Ill.						0	3	260 H Austin Peay						0	3								
285 H SIU Edwardsville						3	2	175 H Tennessee St.						3	2								

Non-Div. I Games:

Tennessee Tech

Average RPI Win: 319		WON-LOST	WINNING	LAST 10	STRENGTH OF		OPP. STRENGTH	TEAM	ADJ	CONF.	ADJ CONF.
Average RPI Loss: 190		RECORD	PCT. RANK	GAMES	SCHEDULE		OF SCHEDULE	RPI	RPI	RPI	RPI
DIV. I ONLY		4- 17	.19048	300	260		293	305	.33184	297	33
DIV. I NON-CONF.		0- 13	0	314	97		212	291	.3657	289	33
TOTALS		RPI 1-25	RPI 26-50		W-L RECORDS		RPI 51-100		RPI 101-150		RPI 150+
4- 17	0- 0	0- 1		OVERALL		0- 3		0- 3		4- 10	
3- 2	0- 0	0- 0		HOME		0- 0		0- 1		3- 1	
1- 6	0- 0	0- 0		AWAY		0- 2		0- 1		1- 3	
0- 9	0- 0	0- 1		NEUTRAL		0- 1		0- 1		0- 6	
0- 13	0- 0	0- 1		NON-CONFERENCE		0- 3		0- 3		0- 6	
0- 2	0- 0	0- 0		HOME		0- 0		0- 1		0- 1	
0- 5	0- 0	0- 0		AWAY		0- 2		0- 1		0- 2	
0- 6	0- 0	0- 1		NEUTRAL		0- 1		0- 1		0- 3	
4- 4	0- 0	0- 0		CONFERENCE		0- 0		0- 0		4- 4	
3- 0	0- 0	0- 0		HOME		0- 0		0- 0		3- 0	
1- 1	0- 0	0- 0		AWAY		0- 0		0- 0		1- 1	
0- 3	0- 0	0- 0		NEUTRAL		0- 0		0- 0		0- 3	
RPI S	Opponent	Score	RPI S	Opponent	Score	RPI S	Opponent	Score	RPI S	Opponent	Score
			32 N	Washington	0 3	51 A	Long Beach St.	0 3	103 N	Texas Tech	0 3
						61 N	Oral Roberts	1 3	117 A	Houston Baptist	0 3
						85 A	UTSA	0 3	117 H	Houston Baptist	0 3
									215 A	Texas-Arlington	0 3
									232 N	UMBC	0 3
									242 N	Jackson St.	0 3
									245 N	La.-Monroe	1 3
									250 N	La.-Lafayette	0 3
									259 A	McNeese St.	1 3
									279 H	Tex.-Pan American	2 3
									311 N	Alabama St.	1 3
									313 N	Mississippi Val.	0 3
									314 A	Southern U.	2 3
									316 H	Ark.-Pine Bluff	3 1
									318 A	Grambling	3 0
									318 H	Grambling	3 0
									322 H	Texas Southern	3 0
LAST 10 GAMES			314 A	Southern U.	2 3	279 H	Tex.-Pan American	2 3			
			318 A	Grambling	3 0	322 H	Texas Southern	3 0			
			313 N	Mississippi Val.	0 3	316 H	Ark.-Pine Bluff	3 1			
			242 N	Jackson St.	0 3	318 H	Grambling	3 0			
			311 N	Alabama St.	1 3	250 N	La.-Lafayette	0 3			

Non-Div. I Games: Huston-Tillotson 3 0 Xavier (LA) 3 0 Huston-Tillotson 3 0

Prairie View

Average RPI Win: 315		WON-LOST RECORD		WINNING PCT. RANK		LAST 10 GAMES		STRENGTH OF SCHEDULE		OPP. STRENGTH OF SCHEDULE		TEAM RPI		ADJ RPI		CONF. RPI		ADJ CONF. RPI	
DIV. I ONLY		4- 19		.17391 303		3- 7		261		261		301		.3283 298		28		28	
DIV. I NON-CONF.		1- 12		.07692 307		0- 0		233		201		309		.33738 304		29		29	
TOTALS		RPI 1-25		RPI 26-50		W-L RECORDS		RPI 51-100		RPI 101-150		RPI 150+							
4- 19		0- 1		0- 0		OVERALL		0- 3		0- 3		4- 12							
3- 5		0- 0		0- 0		HOME		0- 1		0- 0		3- 4							
1- 9		0- 0		0- 0		AWAY		0- 1		0- 3		1- 5							
0- 5		0- 1		0- 0		NEUTRAL		0- 1		0- 0		0- 3							
1- 12		0- 1		0- 0		NON-CONFERENCE		0- 2		0- 3		1- 6							
1- 3		0- 0		0- 0		HOME		0- 1		0- 0		1- 2							
0- 4		0- 0		0- 0		AWAY		0- 0		0- 3		0- 1							
0- 5		0- 1		0- 0		NEUTRAL		0- 1		0- 0		0- 3							
3- 7		0- 0		0- 0		CONFERENCE		0- 1		0- 0		3- 6							
2- 2		0- 0		0- 0		HOME		0- 0		0- 0		2- 2							
1- 5		0- 0		0- 0		AWAY		0- 1		0- 0		1- 4							
0- 0		0- 0		0- 0		NEUTRAL		0- 0		0- 0		0- 0							
RPI S	Opponent	Score		RPI S	Opponent	Score		RPI S	Opponent	Score		RPI S	Opponent	Score					
14 N	UCLA	0 3						89 N	Xavier	0 3		101 A	Yale	0 3					
								95 H	Army	1 3		129 A	Maryland	0 3					
								99 A	Sacred Heart	0 3		137 A	Loyola Marymount	0 3					
												162 H	Cal St. Fullerton	0 3					
												181 N	VCU	0 3					
												187 A	Long Island	0 3					
												187 H	Long Island	0 3					
												207 A	Central Conn. St.	1 3					
												211 H	Robert Morris	1 3					
												227 H	New Hampshire	0 3					
												243 A	Fairleigh Dickinson	1 3					
												268 A	Hartford	0 3					
												270 A	Bryant	0 3					
												303 H	Saint Francis (PA)	3 0					
												309 N	Navy	2 3					
												310 H	La Salle	3 2					
												315 N	Delaware St.	0 3					
												323 A	St. Francis (NY)	3 0					
												323 H	St. Francis (NY)	3 2					
LAST 10 GAMES																			
323 A St. Francis (NY)				3 0				243 A Fairleigh Dickinson				1 3							
187 A Long Island				0 3				187 H Long Island				0 3							
211 H Robert Morris				1 3				323 H St. Francis (NY)				3 2							
303 H Saint Francis (PA)				3 0				270 A Bryant				0 3							
99 A Sacred Heart				0 3				207 A Central Conn. St.				1 3							

Non-Div. I Games:

Quinnipiac

Average RPI Win: 241		WON-LOST RECORD		WINNING PCT. RANK		LAST 10 GAMES		STRENGTH OF SCHEDULE		OPP. STRENGTH OF SCHEDULE		TEAM RPI		ADJ RPI		CONF. RPI		ADJ CONF. RPI	
Average RPI Loss: 235																			
DIV. I ONLY		6- 15		.28571 272		4- 6		290		284		295		.32804 299		29		29	
DIV. I NON-CONF.		3- 7		.3 257		1- 1		284		253		289		.36646 288		28		28	
TOTALS		RPI 1-25		RPI 26-50		W-L RECORDS		RPI 51-100		RPI 101-150		RPI 150+							
6- 15		0- 0		0- 0		OVERALL		0- 0		0- 1		6- 14							
3- 1		0- 0		0- 0		HOME		0- 0		0- 0		3- 1							
1- 8		0- 0		0- 0		AWAY		0- 0		0- 1		1- 7							
2- 6		0- 0		0- 0		NEUTRAL		0- 0		0- 0		2- 6							
3- 7		0- 0		0- 0		NON-CONFERENCE		0- 0		0- 1		3- 6							
1- 0		0- 0		0- 0		HOME		0- 0		0- 0		1- 0							
0- 3		0- 0		0- 0		AWAY		0- 0		0- 1		0- 2							
2- 4		0- 0		0- 0		NEUTRAL		0- 0		0- 0		2- 4							
3- 8		0- 0		0- 0		CONFERENCE		0- 0		0- 0		3- 8							
2- 1		0- 0		0- 0		HOME		0- 0		0- 0		2- 1							
1- 5		0- 0		0- 0		AWAY		0- 0		0- 0		1- 5							
0- 2		0- 0		0- 0		NEUTRAL		0- 0		0- 0		0- 2							
RPI S	Opponent	Score		RPI S	Opponent	Score		RPI S	Opponent	Score		RPI S	Opponent	Score					
												102 A	South Carolina	0		3			
												166 H	Winthrop	3		1			
												176 A	Liberty	2		3			
												184 N	Elon	1		3			
												205 N	Davidson	0		3			
												214 A	UNC Asheville	2		3			
												214 H	UNC Asheville	3		0			
												214 N	UNC Asheville	2		3			
												229 H	Western Caro.	3		0			
												229 N	Western Caro.	2		3			
												235 N	Bradley	0		3			
												255 N	Iona	3		0			
												264 H	Presbyterian	1		3			
												266 A	East Carolina	1		3			
												273 A	Radford	0		3			
												276 N	Wofford	3		0			
												280 A	S.C. Upstate	2		3			
												292 A	Coastal Caro.	0		3			
												292 A	Coastal Caro.	2		3			
												306 A	Charleston So.	3		1			
												306 N	Charleston So.	2		3			
LAST 10 GAMES																			
												292 A	Coastal Caro.	0		3			
												306 A	Charleston So.	3		1			
												214 H	UNC Asheville	3		0			
												264 H	Presbyterian	1		3			
												166 H	Winthrop	3		1			
												176 A	Liberty	2		3			
												273 A	Radford	0		3			
												280 A	S.C. Upstate	2		3			
												214 A	UNC Asheville	2		3			
												229 H	Western Caro.	3		0			

Non-Div. I Games: Montreat 3 0

Gardner-Webb

Average RPI Win: 317		WON-LOST	WINNING	LAST 10	STRENGTH OF		OPP. STRENGTH	TEAM	ADJ	CONF.	ADJ CONF.
Average RPI Loss: 221		RECORD	PCT. RANK	GAMES	SCHEDULE		OF SCHEDULE	RPI	RPI	RPI	RPI
DIV. I ONLY		8- 13	.38095	227	1- 9		322	312	307	.32753	300
DIV. I NON-CONF.		7- 5	.58333	130	0- 1		327	327	305	.34938	296
TOTALS		RPI 1-25	RPI 26-50		W-L RECORDS		RPI 51-100		RPI 101-150		RPI 150+
8- 13	0- 0	0- 0		OVERALL		0- 2		0- 1		8- 10	
4- 8	0- 0	0- 0		HOME		0- 1		0- 1		4- 6	
2- 5	0- 0	0- 0		AWAY		0- 1		0- 0		2- 4	
2- 0	0- 0	0- 0		NEUTRAL		0- 0		0- 0		2- 0	
7- 5	0- 0	0- 0		NON-CONFERENCE		0- 0		0- 0		7- 5	
3- 5	0- 0	0- 0		HOME		0- 0		0- 0		3- 5	
2- 0	0- 0	0- 0		AWAY		0- 0		0- 0		2- 0	
2- 0	0- 0	0- 0		NEUTRAL		0- 0		0- 0		2- 0	
1- 8	0- 0	0- 0		CONFERENCE		0- 2		0- 1		1- 5	
1- 3	0- 0	0- 0		HOME		0- 1		0- 1		1- 1	
0- 5	0- 0	0- 0		AWAY		0- 1		0- 0		0- 4	
0- 0	0- 0	0- 0		NEUTRAL		0- 0		0- 0		0- 0	
RPI S	Opponent	Score	RPI S	Opponent	Score	RPI S	Opponent	Score	RPI S	Opponent	Score
						95 A Army	1	3	128 H American	0	3
						95 H Army	0	3	192 A Colgate	0	3
									195 A Lehigh	2	3
									226 H Manhattan	2	3
									243 H Fairleigh Dickinson	1	3
									268 H Hartford	0	3
									272 A Bucknell	0	3
									284 A Holy Cross	0	3
									284 H Holy Cross	0	3
									288 H Loyola Maryland	2	3
									303 H Saint Francis (PA)	1	3
									304 A Providence	3	0
									309 H Navy	3	1
									310 H La Salle	3	2
									319 N Coppin St.	3	2
									321 H Rider	3	0
									323 A St. Francis (NY)	3	2
									323 N St. Francis (NY)	3	1
									326 H Saint Peter's	3	0
LAST 10 GAMES											
						284 A Holy Cross	0	3	192 A Colgate	0	3
						95 A Army	1	3	272 A Bucknell	0	3
						309 H Navy	3	1	95 H Army	0	3
						128 H American	0	3	284 H Holy Cross	0	3
						195 A Lehigh	2	3	268 H Hartford	0	3

Non-Div. I Games:

Lafayette

Average RPI Win:	308	WON-LOST RECORD	WINNING PCT. RANK	LAST 10 GAMES	STRENGTH OF SCHEDULE	OPP. STRENGTH OF SCHEDULE	TEAM RPI	ADJ RPI	CONF. RPI	ADJ CONF. RPI				
Average RPI Loss:	243													
DIV. I ONLY		7- 12	.36842	232	5- 5	316	321	306	.32601	301	32	32		
DIV. I NON-CONF.		2- 8	.2	286	1- 1	245	303	302	.34685	298	32	32		
<hr/>														
TOTALS	RPI 1-25	RPI 26-50		W-L RECORDS		RPI 51-100		RPI 101-150		RPI 150+				
7- 12	0- 0	0- 0		OVERALL		0- 0		0- 0		7- 12				
4- 2	0- 0	0- 0		HOME		0- 0		0- 0		4- 2				
2- 5	0- 0	0- 0		AWAY		0- 0		0- 0		2- 5				
1- 5	0- 0	0- 0		NEUTRAL		0- 0		0- 0		1- 5				
<hr/>														
2- 8	0- 0	0- 0		NON-CONFERENCE		0- 0		0- 0		2- 8				
0- 0	0- 0	0- 0		HOME		0- 0		0- 0		0- 0				
1- 3	0- 0	0- 0		AWAY		0- 0		0- 0		1- 3				
1- 5	0- 0	0- 0		NEUTRAL		0- 0		0- 0		1- 5				
<hr/>														
5- 4	0- 0	0- 0		CONFERENCE		0- 0		0- 0		5- 4				
4- 2	0- 0	0- 0		HOME		0- 0		0- 0		4- 2				
1- 2	0- 0	0- 0		AWAY		0- 0		0- 0		1- 2				
0- 0	0- 0	0- 0		NEUTRAL		0- 0		0- 0		0- 0				
<hr/>														
RPI S	Opponent	Score	RPI S	Opponent	Score	RPI S	Opponent	Score	RPI S	Opponent	Score			
									157 N	Troy	0 3			
									175 N	Tennessee St.	0 3			
									205 A	Davidson	0 3			
									223 H	Md.-East. Shore	0 3			
									232 A	UMBC	0 3			
									240 N	Campbell	0 3			
									243 N	Fairleigh Dickinson	1 3			
									256 A	Mercer	0 3			
									281 A	Hampton	3 2			
									281 H	Hampton	1 3			
									288 A	High Point	3 2			
									292 N	Coastal Caro.	0 3			
									302 A	Howard	2 3			
									305 A	Morgan St.	0 3			
									307 N	Youngstown St.	3 2			
									315 H	Delaware St.	3 2			
									319 H	Coppin St.	3 0			
									324 H	N.C. A&T	3 1			
									324 H	N.C. A&T	3 0			
305 A	Morgan St.	0 3	319 H	Coppin St.	3 0									
281 A	Hampton	3 2	281 H	Hampton	1 3									
223 H	Md.-East. Shore	0 3	324 H	N.C. A&T	3 1									
315 H	Delaware St.	3 2	288 A	High Point	3 2									
302 A	Howard	2 3	240 N	Campbell	0 3									

Non-Div. I Games:

Norfolk St.

Average RPI Win: 274		WON-LOST	WINNING	LAST 10	STRENGTH OF		OPP. STRENGTH	TEAM	ADJ		CONF.	ADJ CONF.
Average RPI Loss: 213		RECORD	PCT. RANK	GAMES	SCHEDULE		OF SCHEDULE	RPI	RPI		RPI	RPI
DIV. I ONLY		4- 19	.17391 303	3- 7	237		301	299	.32068 302		32	32
DIV. I NON-CONF.		1- 16	.05882 313	0- 4	180		272	306	.32752 308		32	32
TOTALS		RPI 1-25	RPI 26-50	W-L RECORDS	RPI 51-100		RPI 101-150	RPI 150+				
4- 19	0- 0	0- 0	OVERALL	0- 0	0- 0		0- 6	4- 13				
2- 1	0- 0	0- 0	HOME	0- 0	0- 0		0- 0	2- 1				
1- 11	0- 0	0- 0	AWAY	0- 0	0- 0		0- 5	1- 6				
1- 7	0- 0	0- 0	NEUTRAL	0- 0	0- 0		0- 1	1- 6				
1- 16	0- 0	0- 0	NON-CONFERENCE	0- 0	0- 0		0- 6	1- 10				
0- 0	0- 0	0- 0	HOME	0- 0	0- 0		0- 0	0- 0				
0- 9	0- 0	0- 0	AWAY	0- 0	0- 0		0- 5	0- 4				
1- 7	0- 0	0- 0	NEUTRAL	0- 0	0- 0		0- 1	1- 6				
3- 3	0- 0	0- 0	CONFERENCE	0- 0	0- 0		0- 0	3- 3				
2- 1	0- 0	0- 0	HOME	0- 0	0- 0		0- 0	2- 1				
1- 2	0- 0	0- 0	AWAY	0- 0	0- 0		0- 0	1- 2				
0- 0	0- 0	0- 0	NEUTRAL	0- 0	0- 0		0- 0	0- 0				
RPI S	Opponent	Score	RPI S	Opponent	Score	RPI S	Opponent	Score	RPI S	Opponent	Score	
									108 A	Duquesne	0	3
									127 A	George Washington	0	3
									128 A	American	0	3
									141 A	Pittsburgh	0	3
									145 N	Memphis	0	3
									149 A	Towson	0	3
									172 N	Princeton	3	1
									181 A	VCU	0	3
									185 A	Connecticut	0	3
									218 N	Eastern Ky.	1	3
									223 A	Md.-East. Shore	1	3
									236 A	Rutgers	1	3
									252 A	UNC Greensboro	1	3
									253 N	Binghamton	2	3
									253 N	Binghamton	0	3
									273 N	Radford	1	3
									281 H	Hampton	1	3
									284 N	Holy Cross	0	3
									301 H	Norfolk St.	3	2
									303 N	Saint Francis (PA)	0	3
									305 H	Morgan St.	3	2
									315 A	Delaware St.	2	3
									319 A	Coppin St.	3	1
			LAST 10 GAMES									
			223 A	Md.-East. Shore	1	3	281 H	Hampton	1	3		
			128 A	American	0	3	315 A	Delaware St.	2	3		
			305 H	Morgan St.	3	2	181 A	VCU	0	3		
			319 A	Coppin St.	3	1	149 A	Towson	0	3		
			301 H	Norfolk St.	3	2	252 A	UNC Greensboro	1	3		

Non-Div. I Games:

Howard

Average RPI Win: 307		WON-LOST	WINNING	LAST 10	STRENGTH OF		OPP. STRENGTH	TEAM	ADJ		CONF.	ADJ CONF.
Average RPI Loss: 215		RECORD	PCT. RANK	GAMES	SCHEDULE		OF SCHEDULE	RPI	RPI		RPI	RPI
DIV. I ONLY		7- 17	.29167 268	2- 8	298		306	298	.31862 303		28	28
DIV. I NON-CONF.		5- 10	.33333 239	0- 1	317		311	307	.33439 305		29	29
TOTALS		RPI 1-25	RPI 26-50	W-L RECORDS	RPI 51-100		RPI 101-150	RPI 150+				
7- 17	0- 0	0- 0	OVERALL	0- 1	0- 1		0- 1	7- 15				
3- 2	0- 0	0- 0	HOME	0- 0	0- 0		0- 0	3- 2				
2- 9	0- 0	0- 0	AWAY	0- 1	0- 1		0- 1	2- 7				
2- 6	0- 0	0- 0	NEUTRAL	0- 0	0- 0		0- 0	2- 6				
5- 10	0- 0	0- 0	NON-CONFERENCE	0- 0	0- 0		0- 1	5- 9				
2- 0	0- 0	0- 0	HOME	0- 0	0- 0		0- 0	2- 0				
1- 4	0- 0	0- 0	AWAY	0- 0	0- 0		0- 1	1- 3				
2- 6	0- 0	0- 0	NEUTRAL	0- 0	0- 0		0- 0	2- 6				
2- 7	0- 0	0- 0	CONFERENCE	0- 1	0- 1		0- 0	2- 6				
1- 2	0- 0	0- 0	HOME	0- 0	0- 0		0- 0	1- 2				
1- 5	0- 0	0- 0	AWAY	0- 1	0- 1		0- 0	1- 4				
0- 0	0- 0	0- 0	NEUTRAL	0- 0	0- 0		0- 0	0- 0				
RPI S	Opponent	Score	RPI S	Opponent	Score	RPI S	Opponent	Score	RPI S	Opponent	Score	
						99 A	Sacred Heart	0 3	108 A	Duquesne	0 3	
									176 A	Liberty	0 3	
									187 A	Long Island	0 3	
									195 A	Lehigh	0 3	
									197 A	Akron	0 3	
									202 N	Rhode Island	0 3	
									207 H	Central Conn. St.	2 3	
									211 A	Robert Morris	0 3	
									224 N	Marist	1 3	
									235 N	Bradley	1 3	
									243 A	Fairleigh Dickinson	2 3	
									243 H	Fairleigh Dickinson	0 3	
									268 N	Hartford	0 3	
									270 H	Bryant	3 2	
									274 N	CSU Bakersfield	2 3	
									283 N	Canisius	0 3	
									298 A	Quinnipiac	0 3	
									300 A	Lafayette	3 1	
									302 N	Howard	3 0	
									315 H	Delaware St.	3 2	
									319 H	Coppin St.	3 0	
									321 N	Rider	3 1	
									323 A	St. Francis (NY)	3 0	
LAST 10 GAMES												
			243 A	Fairleigh Dickinson	2 3	243 H	Fairleigh Dickinson	0 3				
			99 A	Sacred Heart	0 3	211 A	Robert Morris	0 3				
			298 A	Quinnipiac	0 3	187 A	Long Island	0 3				
			270 H	Bryant	3 2	323 A	St. Francis (NY)	3 0				
			207 H	Central Conn. St.	2 3	268 N	Hartford	0 3				

Non-Div. I Games:

Saint Francis (PA)

Average RPI Win:	304	WON-LOST RECORD	WINNING PCT. RANK	LAST 10 GAMES	STRENGTH OF SCHEDULE	OPP. STRENGTH OF SCHEDULE	TEAM RPI	ADJ RPI	CONF. RPI	ADJ CONF. RPI			
DIV. I ONLY		7- 17	.29167	268	3- 7	303	297	300	.31776	304	25	26	
DIV. I NON-CONF.		6- 12	.33333	239	2- 2	314	315	304	.33118	307	26	26	
<hr/>													
TOTALS	RPI 1-25	RPI 26-50		W-L RECORDS		RPI 51-100		RPI 101-150		RPI 150+			
7- 17	0- 0	0- 0		OVERALL		0- 1		0- 2		7- 14			
4- 3	0- 0	0- 0		HOME		0- 0		0- 0		4- 3			
1- 9	0- 0	0- 0		AWAY		0- 1		0- 1		1- 7			
2- 5	0- 0	0- 0		NEUTRAL		0- 0		0- 1		2- 4			
<hr/>													
6- 12	0- 0	0- 0		NON-CONFERENCE		0- 1		0- 1		6- 10			
3- 2	0- 0	0- 0		HOME		0- 0		0- 0		3- 2			
1- 5	0- 0	0- 0		AWAY		0- 1		0- 0		1- 4			
2- 5	0- 0	0- 0		NEUTRAL		0- 0		0- 1		2- 4			
<hr/>													
1- 5	0- 0	0- 0		CONFERENCE		0- 0		0- 1		1- 4			
1- 1	0- 0	0- 0		HOME		0- 0		0- 0		1- 1			
0- 4	0- 0	0- 0		AWAY		0- 0		0- 1		0- 3			
0- 0	0- 0	0- 0		NEUTRAL		0- 0		0- 0		0- 0			
<hr/>													
RPI	S	Opponent	Score	RPI	S	Opponent	Score	RPI	S	Opponent	Score		
						71 A	San Francisco	0	3	109 A	Albany (NY)	0	3
										145 N	Memphis	0	3
										153 N	Columbia	0	3
										165 A	Dartmouth	0	3
										202 A	Rhode Island	0	3
										207 N	Central Conn. St.	1	3
										219 A	Stony Brook	0	3
										226 A	Manhattan	1	3
										227 H	New Hampshire	1	3
										232 A	UMBC	0	3
										251 H	Brown	1	3
										253 A	Binghamton	1	3
										268 H	Hartford	3	2
										270 H	Bryant	3	1
										283 N	Canisius	1	3
										284 A	Holy Cross	2	3
										300 H	Lafayette	0	3
										305 N	Morgan St.	2	3
										310 A	La Salle	3	1
										315 N	Delaware St.	3	0
										319 H	Coppin St.	3	0
										323 H	St. Francis (NY)	3	0
										326 N	Saint Peter's	3	1
<hr/>													
				LAST 10 GAMES									
				270 H		Bryant	3	1	268 H		Hartford	3	2
				219 A		Stony Brook	0	3	227 H		New Hampshire	1	3
				232 A		UMBC	0	3	202 A		Rhode Island	0	3
				253 A		Binghamton	1	3	226 A		Manhattan	1	3
				109 A		Albany (NY)	0	3	315 N		Delaware St.	3	0

Non-Div. I Games:

Providence

Average RPI Win: 308		WON-LOST RECORD		WINNING PCT. RANK		LAST 10 GAMES		STRENGTH OF SCHEDULE		OPP. STRENGTH OF SCHEDULE		TEAM RPI		ADJ RPI		CONF. RPI		ADJ CONF. RPI	
Average RPI Loss: 216																			
DIV. I ONLY		6- 17		.26087 279		4- 6		302		308		309		.31739 305		32		32	
DIV. I NON-CONF.		2- 14		.125 300		0- 3		268		286		311		.31649 311		32		32	
TOTALS		RPI 1-25		RPI 26-50		W-L RECORDS		RPI 51-100		RPI 101-150		RPI 150+							
6- 17		0- 0		0- 0		OVERALL		0- 2		0- 3		6- 12							
3- 2		0- 0		0- 0		HOME		0- 0		0- 0		3- 2							
1- 8		0- 0		0- 0		AWAY		0- 0		0- 2		1- 5							
2- 7		0- 0		0- 0		NEUTRAL		0- 2		0- 0		2- 5							
2- 14		0- 0		0- 0		NON-CONFERENCE		0- 2		0- 3		2- 9							
0- 1		0- 0		0- 0		HOME		0- 0		0- 0		0- 1							
0- 6		0- 0		0- 0		AWAY		0- 0		0- 3		0- 3							
2- 7		0- 0		0- 0		NEUTRAL		0- 2		0- 0		2- 5							
4- 3		0- 0		0- 0		CONFERENCE		0- 0		0- 0		4- 3							
3- 1		0- 0		0- 0		HOME		0- 0		0- 0		3- 1							
1- 2		0- 0		0- 0		AWAY		0- 0		0- 0		1- 2							
0- 0		0- 0		0- 0		NEUTRAL		0- 0		0- 0		0- 0							
RPI S	Opponent	Score		RPI S	Opponent	Score		RPI S	Opponent	Score		RPI S	Opponent	Score					
								69 N	Eastern Mich.	0	3	128 A	American	2	3				
								70 N	Furman	0	3	149 A	Towson	0	3				
												149 A	Towson	0	3				
												178 A	Charlotte	0	3				
												211 A	Robert Morris	0	3				
												223 H	Md.-East. Shore	0	3				
												232 H	UMBC	0	3				
												240 N	Campbell	0	3				
												247 N	Temple	0	3				
												279 N	Tex.-Pan American	0	3				
												281 H	Hampton	3	0				
												283 N	Canisius	1	3				
												288 N	Loyola Maryland	1	3				
												301 H	Norfolk St.	3	0				
												302 A	Howard	2	3				
												304 N	Providence	3	2				
												309 A	Navy	2	3				
												315 A	Delaware St.	2	3				
												319 A	Coppin St.	3	2				
												319 H	Coppin St.	3	0				
												326 N	Saint Peter's	3	0				
LAST 10 GAMES																			

Non-Div. I Games:

Morgan St.

Average RPI Win: 274		WON-LOST	WINNING	LAST 10	STRENGTH OF		OPP. STRENGTH	TEAM	ADJ	CONF.	ADJ CONF.
Average RPI Loss: 195		RECORD	PCT. RANK	GAMES	SCHEDULE		OF SCHEDULE	RPI	RPI	RPI	RPI
DIV. I ONLY		4- 20	.16667	306	1- 9		264	246	303	.31733	306
DIV. I NON-CONF.		2- 12	.14286	296	0- 1		221	178	293	.35899	294
TOTALS		RPI 1-25	RPI 26-50		W-L RECORDS		RPI 51-100		RPI 101-150		RPI 150+
4- 20	0- 0	0- 2		OVERALL		0- 2		0- 2		4- 14	
1- 4	0- 0	0- 0		HOME		0- 0		0- 0		1- 4	
1- 9	0- 0	0- 1		AWAY		0- 0		0- 1		1- 7	
2- 7	0- 0	0- 1		NEUTRAL		0- 2		0- 1		2- 3	
2- 12	0- 0	0- 2		NON-CONFERENCE		0- 2		0- 2		2- 6	
0- 1	0- 0	0- 0		HOME		0- 0		0- 0		0- 1	
1- 4	0- 0	0- 1		AWAY		0- 0		0- 1		1- 2	
1- 7	0- 0	0- 1		NEUTRAL		0- 2		0- 1		1- 3	
2- 8	0- 0	0- 0		CONFERENCE		0- 0		0- 0		2- 8	
1- 3	0- 0	0- 0		HOME		0- 0		0- 0		1- 3	
0- 5	0- 0	0- 0		AWAY		0- 0		0- 0		0- 5	
1- 0	0- 0	0- 0		NEUTRAL		0- 0		0- 0		1- 0	
RPI S	Opponent	Score	RPI S	Opponent	Score	RPI S	Opponent	Score	RPI S	Opponent	Score
			44 A	Duke	0 3	67 N	Arkansas	0 3	119 A	Col. of Charleston	0 3
			48 N	Wisconsin	0 3	70 N	Furman	1 3	124 N	North Carolina St.	1 3
									166 A	Winthrop	1 3
									176 A	Liberty	0 3
									182 A	Wake Forest	1 3
									214 H	UNC Asheville	0 3
									229 N	Western Caro.	0 3
									231 N	North Florida	2 3
									240 H	Campbell	3 1
									254 A	UNC Wilmington	0 3
									264 A	Presbyterian	0 3
									266 N	East Carolina	3 2
									273 A	Radford	0 3
									276 H	Wofford	0 3
									276 N	Wofford	1 3
									288 H	High Point	0 3
									290 A	Citadel	3 1
									292 A	Coastal Caro.	0 3
									299 H	Gardner-Webb	1 3
									299 N	Gardner-Webb	3 2
			LAST 10 GAMES								
			214 H	UNC Asheville	0 3	240 H	Campbell	3 1			
			299 H	Gardner-Webb	1 3	288 H	High Point	0 3			
			176 A	Liberty	0 3	264 A	Presbyterian	0 3			
			273 A	Radford	0 3	166 A	Winthrop	1 3			
			292 A	Coastal Caro.	0 3	119 A	Col. of Charleston	0 3			

Non-Div. I Games:

Charleston So.

Average RPI Win:	252	WON-LOST RECORD	WINNING PCT. RANK	LAST 10 GAMES	STRENGTH OF SCHEDULE	OPP. STRENGTH OF SCHEDULE	TEAM RPI	ADJ RPI	CONF. RPI	ADJ CONF. RPI	
DIV. I ONLY		2- 21	.08696 318	1- 9	219	255	308	.31569 307	23	21	
DIV. I NON-CONF.		1- 11	.08333 305	0- 1	175	267	300	.34713 297	20	20	
<hr/>											
TOTALS	RPI 1-25	RPI 26-50	W-L RECORDS	RPI 51-100	RPI 101-150	RPI 150+					
2- 21	0- 0	0- 0	OVERALL	0- 3	0- 5	2- 13					
0- 6	0- 0	0- 0	HOME	0- 2	0- 1	0- 3					
1- 10	0- 0	0- 0	AWAY	0- 0	0- 4	1- 6					
1- 5	0- 0	0- 0	NEUTRAL	0- 1	0- 0	1- 4					
1- 11	0- 0	0- 0	NON-CONFERENCE	0- 2	0- 2	1- 7					
0- 2	0- 0	0- 0	HOME	0- 1	0- 0	0- 1					
0- 4	0- 0	0- 0	AWAY	0- 0	0- 2	0- 2					
1- 5	0- 0	0- 0	NEUTRAL	0- 1	0- 0	1- 4					
1- 10	0- 0	0- 0	CONFERENCE	0- 1	0- 3	1- 6					
0- 4	0- 0	0- 0	HOME	0- 1	0- 1	0- 2					
1- 6	0- 0	0- 0	AWAY	0- 0	0- 2	1- 4					
0- 0	0- 0	0- 0	NEUTRAL	0- 0	0- 0	0- 0					
RPI S	Opponent	Score	RPI S	Opponent	Score	RPI S	Opponent	Score	RPI S	Opponent	Score
						69 H	Eastern Mich.	1 3	118 A	Syracuse	2 3
						72 H	Milwaukee	0 3	125 A	Indiana	0 3
						99 N	Sacred Heart	0 3	139 A	Valparaiso	0 3
									147 A	Cleveland St.	0 3
									147 H	Cleveland St.	0 3
									191 A	Green Bay	0 3
									193 A	Butler	0 3
									193 H	Butler	1 3
									194 A	Ill.-Chicago	0 3
									211 H	Robert Morris	1 3
									213 N	Buffalo	1 3
									232 A	UMBC	1 3
									237 A	Kent St.	2 3
									243 N	Fairleigh Dickinson	3 0
									261 A	Loyola Chicago	3 1
									262 A	Wright St.	0 3
									262 H	Wright St.	1 3
									263 N	Southeast Mo. St.	2 3
									275 N	Siena	2 3
									301 N	Norfolk St.	2 3
			LAST 10 GAMES								
			147 A	Cleveland St.	0 3	191 A	Green Bay	0 3			
			262 H	Wright St.	1 3	261 A	Loyola Chicago	3 1			
			193 H	Butler	1 3	72 H	Milwaukee	0 3			
			139 A	Valparaiso	0 3	147 H	Cleveland St.	0 3			
			194 A	Ill.-Chicago	0 3	211 H	Robert Morris	1 3			

Non-Div. I Games:

Youngstown St.

Average RPI Win:	280	WON-LOST RECORD	WINNING PCT. RANK	LAST 10 GAMES	STRENGTH OF SCHEDULE	OPP. STRENGTH OF SCHEDULE	TEAM RPI	ADJ RPI	CONF. RPI	ADJ CONF. RPI	
DIV. I ONLY		4- 23	.14815 312	0- 10	245	268	302	.31546 308	20	20	
DIV. I NON-CONF.		4- 13	.23529 277	0- 0	234	295	290	.35784 295	18	18	
<hr/>											
TOTALS	RPI 1-25	RPI 26-50		W-L RECORDS	RPI 51-100		RPI 101-150		RPI 150+		
4- 23	0- 0	0- 0		OVERALL	0- 3		0- 5		4- 15		
2- 5	0- 0	0- 0		HOME	0- 0		0- 1		2- 4		
1- 10	0- 0	0- 0		AWAY	0- 2		0- 2		1- 6		
1- 8	0- 0	0- 0		NEUTRAL	0- 1		0- 2		1- 5		
<hr/>											
4- 13	0- 0	0- 0		NON-CONFERENCE	0- 2		0- 3		4- 8		
2- 1	0- 0	0- 0		HOME	0- 0		0- 0		2- 1		
1- 4	0- 0	0- 0		AWAY	0- 1		0- 1		1- 2		
1- 8	0- 0	0- 0		NEUTRAL	0- 1		0- 2		1- 5		
<hr/>											
0- 10	0- 0	0- 0		CONFERENCE	0- 1		0- 2		0- 7		
0- 4	0- 0	0- 0		HOME	0- 0		0- 1		0- 3		
0- 6	0- 0	0- 0		AWAY	0- 1		0- 1		0- 4		
0- 0	0- 0	0- 0		NEUTRAL	0- 0		0- 0		0- 0		
<hr/>											
RPI S	Opponent	Score	RPI S	Opponent	Score	RPI S	Opponent	Score	RPI S	Opponent	Score
						79 N	Samford	1 3	103 N	Texas Tech	0 3
						85 A	UTSA	0 3	117 A	Houston Baptist	0 3
						93 A	Mississippi St.	0 3	122 A	Sam Houston St.	0 3
									134 H	Stephen F. Austin	0 3
									142 N	Southern Miss.	0 3
									170 H	Central Ark.	0 3
									190 N	UT Martin	0 3
									196 A	A&M-Corpus Christi	0 3
									201 N	Southern Ill.	0 3
									221 A	Nicholls St.	2 3
									221 H	Nicholls St.	1 3
									222 H	Northwestern St.	1 3
									242 H	Jackson St.	3 2
									245 H	La.-Monroe	3 1
									246 A	Lamar	1 3
									248 A	South Ala.	0 3
									250 H	La.-Lafayette	0 3
									257 A	Louisiana Tech	1 3
									257 N	Louisiana Tech	1 3
									257 N	Louisiana Tech	2 3
									259 A	McNeese St.	0 3
									293 N	Alabama A&M	1 3
									314 A	Southern U.	3 0
									318 N	Grambling	3 0
<hr/>											
LAST 10 GAMES											
						122 A	Sam Houston St.	0 3	221 H	Nicholls St.	1 3
						221 A	Nicholls St.	2 3	170 H	Central Ark.	0 3
						196 A	A&M-Corpus Christi	0 3	222 H	Northwestern St.	1 3
						85 A	UTSA	0 3	259 A	McNeese St.	0 3
						134 H	Stephen F. Austin	0 3	246 A	Lamar	1 3

Non-Div. I Games:

Southeastern La.

Average RPI Win: 290		WON-LOST RECORD		WINNING PCT. RANK		LAST 10 GAMES		STRENGTH OF SCHEDULE		OPP. STRENGTH OF SCHEDULE		TEAM RPI		ADJ RPI		CONF. RPI		ADJ CONF. RPI	
DIV. I ONLY		6- 18		.25 281		2- 8		297		278		304		.31532 309		26		25	
DIV. I NON-CONF.		4- 10		.28571 261		1- 0		300		294		303		.33994 302		27		27	
TOTALS		RPI 1-25		RPI 26-50		W-L RECORDS		RPI 51-100		RPI 101-150		RPI 150+							
6- 18		0- 0		0- 0		OVERALL		0- 2		0- 2		6- 14							
2- 5		0- 0		0- 0		HOME		0- 0		0- 2		2- 3							
1- 9		0- 0		0- 0		AWAY		0- 1		0- 0		1- 8							
3- 4		0- 0		0- 0		NEUTRAL		0- 1		0- 0		3- 3							
4- 10		0- 0		0- 0		NON-CONFERENCE		0- 1		0- 1		4- 8							
1- 3		0- 0		0- 0		HOME		0- 0		0- 1		1- 2							
1- 3		0- 0		0- 0		AWAY		0- 0		0- 0		1- 3							
2- 4		0- 0		0- 0		NEUTRAL		0- 1		0- 0		2- 3							
2- 8		0- 0		0- 0		CONFERENCE		0- 1		0- 1		2- 6							
1- 2		0- 0		0- 0		HOME		0- 0		0- 1		1- 1							
0- 6		0- 0		0- 0		AWAY		0- 1		0- 0		0- 5							
1- 0		0- 0		0- 0		NEUTRAL		0- 0		0- 0		1- 0							
RPI S	Opponent	Score		RPI S	Opponent	Score		RPI S	Opponent	Score		RPI S	Opponent	Score					
								68 N	Northeastern	0	3	123 H	Bowling Green	0	3				
								95 A	Army	0	3	128 H	American	0	3				
												189 A	Harvard	0	3				
												192 A	Colgate	0	3				
												192 H	Colgate	1	3				
												195 A	Lehigh	0	3				
												203 A	George Mason	0	3				
												232 A	UMBC	0	3				
												241 H	Air Force	0	3				
												252 N	UNC Greensboro	1	3				
												255 H	Iona	0	3				
												268 A	Hartford	3	2				
												272 A	Bucknell	1	3				
												272 H	Bucknell	3	2				
												284 A	Holy Cross	0	3				
												284 N	Holy Cross	3	1				
												288 N	High Point	0	3				
												298 N	Quinnipiac	3	2				
												300 A	Lafayette	1	3				
												305 H	Morgan St.	3	2				
												310 N	La Salle	0	3				
												315 N	Delaware St.	3	1				
LAST 10 GAMES																			
								192 A	Colgate	0	3	95 A	Army	0	3				
								272 A	Bucknell	1	3	284 A	Holy Cross	0	3				
								300 A	Lafayette	1	3	272 H	Bucknell	3	2				
								195 A	Lehigh	0	3	192 H	Colgate	1	3				
								128 H	American	0	3	305 H	Morgan St.	3	2				

Non-Div. I Games:

Navy

Average RPI Win:	295	WON-LOST	WINNING	LAST 10	STRENGTH OF	OPP. STRENGTH	TEAM	ADJ	CONF.	ADJ CONF.	
Average RPI Loss:	197	RECORD	PCT. RANK	GAMES	SCHEDULE	OF SCHEDULE	RPI	RPI	RPI	RPI	
DIV. I ONLY	5- 21	.19231	299	2- 8	285	283	310	.31049	310	17	17
DIV. I NON-CONF.	4- 12	.25	269	1- 0	309	318	313	.31079	314	16	17
<hr/>											
TOTALS	RPI 1-25	RPI 26-50		W-L RECORDS	RPI 51-100		RPI 101-150		RPI 150+		
5- 21	0- 0	0- 1		OVERALL	0- 2		0- 4		5- 14		
2- 9	0- 0	0- 0		HOME	0- 0		0- 2		2- 7		
1- 9	0- 0	0- 1		AWAY	0- 2		0- 1		1- 5		
2- 3	0- 0	0- 0		NEUTRAL	0- 0		0- 1		2- 2		
<hr/>											
4- 12	0- 0	0- 0		NON-CONFERENCE	0- 0		0- 2		4- 10		
1- 5	0- 0	0- 0		HOME	0- 0		0- 1		1- 4		
1- 5	0- 0	0- 0		AWAY	0- 0		0- 0		1- 5		
2- 2	0- 0	0- 0		NEUTRAL	0- 0		0- 1		2- 1		
<hr/>											
1- 9	0- 0	0- 1		CONFERENCE	0- 2		0- 2		1- 4		
1- 4	0- 0	0- 0		HOME	0- 0		0- 1		1- 3		
0- 4	0- 0	0- 1		AWAY	0- 2		0- 1		0- 0		
0- 1	0- 0	0- 0		NEUTRAL	0- 0		0- 0		0- 1		
<hr/>											
RPI S	Opponent	Score	RPI S	Opponent	Score	RPI S	Opponent	Score	RPI S	Opponent	Score
			36 A Dayton	0	3	57 A Saint Louis	0	3	107 N Villanova	0	3
						89 A Xavier	0	3	108 A Duquesne	0	3
									127 H George Washington	0	3
									149 H Towson	0	3
									172 N Princeton	0	3
									178 H Charlotte	0	3
									195 A Lehigh	0	3
									202 H Rhode Island	3	2
									220 A NJIT	0	3
									233 H Penn	0	3
									243 H Fairleigh Dickinson	2	3
									247 H Temple	1	3
									247 N Temple	1	3
									268 A Hartford	0	3
									283 H Canisius	0	3
									286 H Fordham	0	3
									298 A Quinnipiac	2	3
									300 A Lafayette	2	3
									304 H Providence	1	3
									309 N Navy	3	0
									315 N Delaware St.	3	0
									321 A Rider	3	2
									326 H Saint Peter's	3	0
<hr/>											
			LAST 10 GAMES								
			127 H George Washington	0	3	202 H Rhode Island	3	2			
			178 H Charlotte	0	3	286 H Fordham	0	3			
			57 A Saint Louis	0	3	321 A Rider	3	2			
			108 A Duquesne	0	3	89 A Xavier	0	3			
			247 H Temple	1	3	36 A Dayton	0	3			

Non-Div. I Games:

La Salle

Average RPI Win: 313		WON-LOST	WINNING	LAST 10	STRENGTH OF		OPP. STRENGTH	TEAM	ADJ	CONF.	ADJ CONF.
Average RPI Loss: 240		RECORD	PCT. RANK	GAMES	SCHEDULE		OF SCHEDULE	RPI	RPI	RPI	RPI
DIV. I ONLY		6- 17	.26087	279	4- 5		293	324	311	.30459	311
DIV. I NON-CONF.		1- 13	.07143	310	1- 3		259	316	318	.29436	319
TOTALS		RPI 1-25	RPI 26-50		W-L RECORDS		RPI 51-100		RPI 101-150		RPI 150+
6- 17	0- 0	0- 0		OVERALL		0- 1		0- 1		6- 15	
1- 5	0- 0	0- 0		HOME		0- 0		0- 0		1- 5	
1- 5	0- 0	0- 0		AWAY		0- 0		0- 1		1- 4	
4- 7	0- 0	0- 0		NEUTRAL		0- 1		0- 0		4- 6	
1- 13	0- 0	0- 0		NON-CONFERENCE		0- 1		0- 1		1- 11	
0- 2	0- 0	0- 0		HOME		0- 0		0- 0		0- 2	
0- 5	0- 0	0- 0		AWAY		0- 0		0- 1		0- 4	
1- 6	0- 0	0- 0		NEUTRAL		0- 1		0- 0		1- 5	
5- 4	0- 0	0- 0		CONFERENCE		0- 0		0- 0		5- 4	
1- 3	0- 0	0- 0		HOME		0- 0		0- 0		1- 3	
1- 0	0- 0	0- 0		AWAY		0- 0		0- 0		1- 0	
3- 1	0- 0	0- 0		NEUTRAL		0- 0		0- 0		3- 1	
RPI S	Opponent	Score	RPI S	Opponent	Score	RPI S	Opponent	Score	RPI S	Opponent	Score
						98 N	Texas St.	1 3	136 A	Alabama	0 3
									157 A	Troy	0 3
									221 A	Nicholls St.	0 3
									223 A	Md.-East. Shore	0 3
									242 H	Jackson St.	0 3
									242 H	Jackson St.	0 3
									248 N	South Ala.	1 3
									260 N	Austin Peay	0 3
									265 A	South Carolina St.	0 3
									265 H	South Carolina St.	0 3
									274 H	CSU Bakersfield	1 3
									276 N	Wofford	0 3
									281 N	Hampton	0 3
									290 N	Citadel	2 3
									293 H	Alabama A&M	1 3
									297 N	Prairie View	3 1
									313 A	Mississippi Val.	3 2
									313 H	Mississippi Val.	3 0
									314 N	Southern U.	3 2
									314 N	Southern U.	1 3
									320 N	N.C. Central	3 0
									322 N	Texas Southern	3 0
LAST 10 GAMES											
						293 H	Alabama A&M	1 3	320 N	N.C. Central	3 0
						242 H	Jackson St.	0 3	223 A	Md.-East. Shore	0 3
						322 N	Texas Southern	3 0	274 H	CSU Bakersfield	1 3
						297 N	Prairie View	3 1	313 H	Mississippi Val.	3 0
						281 N	Hampton	0 3	265 H	South Carolina St.	0 3
Non-Div. I Games:		Clafin	3 0	Stillman	3 0	Stillman		3 0	LeMoyne-Owen		3 0
		Clark Atlanta	3 0						Alabama St.		

Average RPI Win:	304	WON-LOST	WINNING	LAST 10	STRENGTH OF	OPP. STRENGTH	TEAM	ADJ	CONF.	ADJ CONF.					
Average RPI Loss:	231	RECORD	PCT. RANK	GAMES	SCHEDULE	OF SCHEDULE	RPI	RPI	RPI	RPI					
DIV. I ONLY	9- 14	.3913	220	3- 7	326	319	313	.30389	312	32	32				
DIV. I NON-CONF.	1- 12	.07692	307	0- 5	302	273	322	.28074	321	32	32				
<hr/>															
TOTALS	RPI 1-25	RPI 26-50		W-L RECORDS		RPI 51-100		RPI 101-150		RPI 150+					
9- 14	0- 0	0- 0		OVERALL		0- 1		0- 1		9- 12					
5- 7	0- 0	0- 0		HOME		0- 1		0- 0		5- 6					
1- 5	0- 0	0- 0		AWAY		0- 0		0- 0		1- 5					
3- 2	0- 0	0- 0		NEUTRAL		0- 0		0- 1		3- 1					
<hr/>															
1- 12	0- 0	0- 0		NON-CONFERENCE		0- 1		0- 1		1- 10					
0- 6	0- 0	0- 0		HOME		0- 1		0- 0		0- 5					
0- 4	0- 0	0- 0		AWAY		0- 0		0- 0		0- 4					
1- 2	0- 0	0- 0		NEUTRAL		0- 0		0- 1		1- 1					
<hr/>															
8- 2	0- 0	0- 0		CONFERENCE		0- 0		0- 0		8- 2					
5- 1	0- 0	0- 0		HOME		0- 0		0- 0		5- 1					
1- 1	0- 0	0- 0		AWAY		0- 0		0- 0		1- 1					
2- 0	0- 0	0- 0		NEUTRAL		0- 0		0- 0		2- 0					
<hr/>															
RPI	S	Opponent	Score	RPI	S	Opponent	Score	RPI	S	Opponent	Score				
				79 H Samford 0 3				123 N Bowling Green 0 3							
								151 A South Fla. 0 3							
								218 N Eastern Ky. 2 3							
								223 N Md.-East. Shore 3 1							
								231 H North Florida 0 3							
								238 A Jacksonville 1 3							
								238 H Jacksonville 2 3							
								265 A South Carolina St. 0 3							
								267 H Florida A&M 1 3							
								271 H Fla. Atlantic 1 3							
								276 N Wofford 3 1							
								280 H S.C. Upstate 0 3							
								281 H Hampton 3 2							
								290 A Citadel 1 3							
								294 A Stetson 1 3							
								294 H Stetson 0 3							
								320 H N.C. Central 3 1							
								324 H N.C. A&T 3 0							
								327 A Savannah St. 3 0							
								327 H Savannah St. 3 0							
								327 H Savannah St. 3 0							
								327 N Savannah St. 3 0							
				LAST 10 GAMES											
				238 A Jacksonville 1 3				324 H N.C. A&T 3 0							
				231 H North Florida 0 3				327 A Savannah St. 3 0							
280 H S.C. Upstate 0 3				265 A South Carolina St. 0 3											
267 H Florida A&M 1 3				294 H Stetson 0 3											
320 H N.C. Central 3 1				271 H Fla. Atlantic 1 3											

Non-Div. I Games:

Bethune-Cookman

Average RPI Win:	317	WON-LOST RECORD		WINNING PCT. RANK		LAST 10 GAMES		STRENGTH OF SCHEDULE		OPP. STRENGTH OF SCHEDULE		TEAM RPI		ADJ RPI		CONF. RPI		ADJ CONF. RPI
Average RPI Loss:	266																	
DIV. I ONLY		5- 9	.357	14	244	5- 5		325		327		314		.30178	313	33		33
DIV. I NON-CONF.		0- 3		0	314	0- 1		168		324		316		.3267	309	33		33
<hr/>																		
TOTALS		RPI 1-25		RPI 26-50		W-L RECORDS		RPI 51-100		RPI 101-150		RPI 150+						
5- 9		0- 0		0- 0		OVERALL		0- 0		0- 0		5- 9						
1- 3		0- 0		0- 0		HOME		0- 0		0- 0		1- 3						
2- 3		0- 0		0- 0		AWAY		0- 0		0- 0		2- 2						
2- 3		0- 0		0- 0		NEUTRAL		0- 0		0- 0		2- 3						
0- 3		0- 0		0- 0		NON-CONFERENCE		0- 0		0- 0		0- 3						
0- 0		0- 0		0- 0		HOME		0- 0		0- 0		0- 0						
0- 1		0- 0		0- 0		AWAY		0- 0		0- 0		0- 1						
0- 2		0- 0		0- 0		NEUTRAL		0- 0		0- 0		0- 2						
5- 6		0- 0		0- 0		CONFERENCE		0- 0		0- 0		5- 6						
1- 3		0- 0		0- 0		HOME		0- 0		0- 0		1- 3						
2- 2		0- 0		0- 0		AWAY		0- 0		0- 0		2- 2						
2- 1		0- 0		0- 0		NEUTRAL		0- 0		0- 0		2- 1						
RPI	S	Opponent	Score	RPI	S	Opponent	Score	RPI	S	Opponent	Score	RPI	S	Opponent	Score			
												221	N	Nicholls St.	0	3		
												242	A	Jackson St.	0	3		
												242	H	Jackson St.	0	3		
												242	N	Jackson St.	0	3		
												250	A	La.-Lafayette	0	3		
												265	N	South Carolina St.	1	3		
												297	N	Prairie View	3	0		
												311	A	Alabama St.	0	3		
												311	H	Alabama St.	2	3		
												314	A	Southern U.	3	1		
												314	H	Southern U.	2	3		
												322	N	Texas Southern	3	0		
												325	A	Alcorn St.	3	0		
												325	H	Alcorn St.	3	0		
				LAST 10 GAMES														
				242 H Jackson St.				0	3	314 A Southern U.				3	1			
				325 A Alcorn St.				3	0	325 H Alcorn St.				3	0			
				242 N Jackson St.				0	3	311 A Alabama St.				0	3			
				297 N Prairie View				3	0	265 N South Carolina St.				1	3			
				322 N Texas Southern				3	0	242 A Jackson St.				0	3			
Non-Div. I Games:		Philander Smith		3	0	Philander Smith		3	0	Xavier (LA)		0	3	Tougaloo		3	0	
		LeMoyne-Owen		3	0	Tougaloo		3	0	Dillard		3	1			Mississippi Val.		

Average RPI Win:	314	WON-LOST	WINNING	LAST 10	STRENGTH OF	OPP. STRENGTH	TEAM	ADJ	CONF.	ADJ CONF.		
Average RPI Loss:	245	RECORD	PCT. RANK	GAMES	SCHEDULE	OF SCHEDULE	RPI	RPI	RPI	RPI		
DIV. I ONLY	7- 13	.35	245	5- 4	323	326	312	.29631	314	33	33	
DIV. I NON-CONF.	0- 7	0	314	0- 0	242	291	319	.2963	318	33	33	
<hr/>												
TOTALS	RPI 1-25	RPI 26-50		W-L RECORDS		RPI 51-100		RPI 101-150		RPI 150+		
7- 13	0- 0	0- 0		OVERALL		0- 0		0- 1		7- 12		
3- 5	0- 0	0- 0		HOME		0- 0		0- 1		3- 4		
3- 3	0- 0	0- 0		AWAY		0- 0		0- 0		3- 3		
1- 5	0- 0	0- 0		NEUTRAL		0- 0		0- 0		1- 5		
<hr/>												
0- 7	0- 0	0- 0		NON-CONFERENCE		0- 0		0- 1		0- 6		
0- 2	0- 0	0- 0		HOME		0- 0		0- 1		0- 1		
0- 2	0- 0	0- 0		AWAY		0- 0		0- 0		0- 2		
0- 3	0- 0	0- 0		NEUTRAL		0- 0		0- 0		0- 3		
<hr/>												
7- 6	0- 0	0- 0		CONFERENCE		0- 0		0- 0		7- 6		
3- 3	0- 0	0- 0		HOME		0- 0		0- 0		3- 3		
3- 1	0- 0	0- 0		AWAY		0- 0		0- 0		3- 1		
1- 2	0- 0	0- 0		NEUTRAL		0- 0		0- 0		1- 2		
<hr/>												
RPI	S	Opponent	Score	RPI	S	Opponent	Score	RPI	S	Opponent	Score	
								106	H	UTEP	0	3
								200	N	Portland St.	0	3
								215	N	Texas-Arlington	0	3
								221	A	Nicholls St.	0	3
								221	N	Nicholls St.	0	3
								242	A	Jackson St.	0	3
								242	H	Jackson St.	0	3
								242	N	Jackson St.	0	3
								250	A	La.-Lafayette	0	3
								297	H	Prairie View	3	2
								308	H	Southeastern La.	0	3
								311	N	Alabama St.	2	3
								311	N	Alabama St.	3	1
								313	A	Mississippi Val.	3	2
								313	H	Mississippi Val.	1	3
								316	A	Ark.-Pine Bluff	3	1
								316	H	Ark.-Pine Bluff	3	1
								318	H	Grambling	2	3
								322	H	Texas Southern	3	2
								325	A	Alcorn St.	3	1
				LAST 10 GAMES								
297 H Prairie View				3	2	313 H Mississippi Val.				1	3	
316 H Ark.-Pine Bluff				3	1	322 H Texas Southern				3	2	
318 H Grambling				2	3	316 A Ark.-Pine Bluff				3	1	
325 A Alcorn St.				3	1	242 A Jackson St.				0	3	
242 H Jackson St.				0	3	313 A Mississippi Val.				3	2	
<hr/>												
Non-Div. I Games:	Xavier (LA)	0	3	Talladega	3	0	Wiley	0	3	Xavier (LA)	3	0
Southern U.												

Average RPI Win: 302		WON-LOST RECORD		WINNING PCT. RANK		LAST 10 GAMES		STRENGTH OF SCHEDULE		OPP. STRENGTH OF SCHEDULE		TEAM RPI		ADJ RPI		CONF. RPI		ADJ CONF. RPI			
DIV. I ONLY		3- 16		.15789 310		2- 8		300		316		316		.28204 315		32		32			
DIV. I NON-CONF.		1- 11		.08333 305		0- 3		291		301		320		.28993 320		32		32			
TOTALS		RPI 1-25		RPI 26-50		W-L RECORDS		RPI 51-100		RPI 101-150		RPI 150+									
3- 16		0- 0		0- 0		OVERALL		0- 1		0- 1		3- 14									
2- 2		0- 0		0- 0		HOME		0- 0		0- 0		2- 2									
0- 8		0- 0		0- 0		AWAY		0- 1		0- 0		0- 7									
1- 6		0- 0		0- 0		NEUTRAL		0- 0		0- 1		1- 5									
1- 11		0- 0		0- 0		NON-CONFERENCE		0- 1		0- 1		1- 9									
0- 1		0- 0		0- 0		HOME		0- 0		0- 0		0- 1									
0- 4		0- 0		0- 0		AWAY		0- 1		0- 0		0- 3									
1- 6		0- 0		0- 0		NEUTRAL		0- 0		0- 1		1- 5									
2- 5		0- 0		0- 0		CONFERENCE		0- 0		0- 0		2- 5									
2- 1		0- 0		0- 0		HOME		0- 0		0- 0		2- 1									
0- 4		0- 0		0- 0		AWAY		0- 0		0- 0		0- 4									
0- 0		0- 0		0- 0		NEUTRAL		0- 0		0- 0		0- 0									
RPI	S	Opponent		Score	RPI	S	Opponent		Score	RPI	S	Opponent		Score	RPI	S	Opponent		Score		
							96	A	Delaware	0	3	106	N	UTEP	0	3	165	A	Dartmouth	0	3
												167	N	Niagara	0	3	207	N	Central Conn. St.	0	3
												223	A	Md.-East. Shore	0	3	223	H	Md.-East. Shore	0	3
												268	A	Hartford	0	3	277	H	Cornell	0	3
												281	A	Hampton	2	3	298	N	Quinnipiac	3	0
												301	A	Norfolk St.	2	3	302	H	Howard	3	2
												303	A	Saint Francis (PA)	2	3	304	N	Providence	0	3
												305	H	Morgan St.	3	2	309	N	Navy	1	3
												310	N	La Salle	0	3	319	A	Coppin St.	2	3
LAST 10 GAMES																					
							223	H	Md.-East. Shore	0	3	223	A	Md.-East. Shore	0	3	281	A	Hampton	2	3
							301	A	Norfolk St.	2	3	96	A	Delaware	0	3	302	H	Howard	3	2
							319	A	Coppin St.	2	3	165	A	Dartmouth	0	3	96	A	Delaware	0	3
							305	H	Morgan St.	3	2	304	N	Providence	0	3	304	N	Providence	0	3

Non-Div. I Games:

Delaware St.

Average RPI Win: 324		WON-LOST RECORD		WINNING PCT. RANK		LAST 10 GAMES		STRENGTH OF SCHEDULE		OPP. STRENGTH OF SCHEDULE		TEAM RPI		ADJ RPI		CONF. RPI		ADJ CONF. RPI	
DIV. I ONLY		4- 17		.19048 300		2- 7		312		287		317		.2783 316		33		33	
DIV. I NON-CONF.		0- 13		0 314		0- 3		139		195		301		.33424 306		33		33	
TOTALS		RPI 1-25		RPI 26-50		W-L RECORDS		RPI 51-100		RPI 101-150		RPI 150+							
4- 17		0- 1		0- 2		OVERALL		0- 1		0- 0		4- 13							
1- 3		0- 0		0- 0		HOME		0- 0		0- 0		1- 3							
2- 6		0- 1		0- 1		AWAY		0- 0		0- 0		2- 4							
1- 8		0- 0		0- 1		NEUTRAL		0- 1		0- 0		1- 6							
0- 13		0- 1		0- 2		NON-CONFERENCE		0- 1		0- 0		0- 9							
0- 1		0- 0		0- 0		HOME		0- 0		0- 0		0- 1							
0- 4		0- 1		0- 1		AWAY		0- 0		0- 0		0- 2							
0- 8		0- 0		0- 1		NEUTRAL		0- 1		0- 0		0- 6							
4- 4		0- 0		0- 0		CONFERENCE		0- 0		0- 0		4- 4							
1- 2		0- 0		0- 0		HOME		0- 0		0- 0		1- 2							
2- 2		0- 0		0- 0		AWAY		0- 0		0- 0		2- 2							
1- 0		0- 0		0- 0		NEUTRAL		0- 0		0- 0		1- 0							
RPI S	Opponent	Score		RPI S	Opponent	Score		RPI S	Opponent	Score		RPI S	Opponent	Score					
21 A	Oklahoma	0	3	26 A	Tulsa	0	3	80 N	UC Davis	0	3	169 N	Boise St.	0	3				
				50 N	North Dakota St.	0	3					170 A	Central Ark.	0	3				
												170 H	Central Ark.	0	3				
												215 N	Texas-Arlington	0	3				
												217 N	UALR	0	3				
												228 N	Western Ill.	0	3				
												237 N	Kent St.	0	3				
												276 N	Wofford	0	3				
												285 A	SIU Edwardsville	0	3				
												297 A	Prairie View	1	3				
												314 A	Southern U.	1	3				
												314 H	Southern U.	1	3				
												318 H	Grambling	2	3				
												322 A	Texas Southern	3	1				
												322 N	Texas Southern	3	0				
												325 A	Alcorn St.	3	1				
												325 H	Alcorn St.	3	0				
LAST 10 GAMES																			
170 H	Central Ark.	0	3	318 H	Grambling	2	3												
314 A	Southern U.	1	3	297 A	Prairie View	1	3												
325 H	Alcorn St.	3	0	322 A	Texas Southern	3	1												
170 A	Central Ark.	0	3	21 A	Oklahoma	0	3												
314 H	Southern U.	1	3	322 N	Texas Southern	3	0												

Non-Div. I Games: Ark.-Monticello 2 3 Henderson St. 2 3

Ark.-Pine Bluff

Average RPI Win:	0	WON-LOST	WINNING	LAST 10	STRENGTH OF	OPP. STRENGTH	TEAM	ADJ	CONF.	ADJ CONF.			
Average RPI Loss:	197	RECORD	PCT. RANK	GAMES	SCHEDULE	OF SCHEDULE	RPI	RPI	RPI	RPI			
DIV. I ONLY	0-22	0	324	0-10	246	263	318	.27345	317	21	23		
DIV. I NON-CONF.	0-15	0	314	0-3	306	278	324	.24695	325	21	23		
<hr/>													
TOTALS	RPI 1-25	RPI 26-50		W-L RECORDS		RPI 51-100		RPI 101-150		RPI 150+			
0-22	0-0	0-0		OVERALL		0-2		0-4		0-16			
0-7	0-0	0-0		HOME		0-1		0-2		0-4			
0-8	0-0	0-0		AWAY		0-1		0-2		0-5			
0-7	0-0	0-0		NEUTRAL		0-0		0-0		0-7			
<hr/>													
0-15	0-0	0-0		NON-CONFERENCE		0-0		0-1		0-14			
0-2	0-0	0-0		HOME		0-0		0-0		0-2			
0-6	0-0	0-0		AWAY		0-0		0-1		0-5			
0-7	0-0	0-0		NEUTRAL		0-0		0-0		0-7			
<hr/>													
0-7	0-0	0-0		CONFERENCE		0-2		0-3		0-2			
0-5	0-0	0-0		HOME		0-1		0-2		0-2			
0-2	0-0	0-0		AWAY		0-1		0-1		0-0			
0-0	0-0	0-0		NEUTRAL		0-0		0-0		0-0			
<hr/>													
RPI	S	Opponent	Score	RPI	S	Opponent	Score	RPI	S	Opponent	Score		
				66 A North Dakota				0	3	112 A Iowa	0	3	
				66 H North Dakota				0	3	115 A Utah Valley	0	3	
								115 H Utah Valley				0	3
								117 H Houston Baptist				1	3
								156 N Miami (OH)				0	3
								159 N Oakland				0	3
								191 H Green Bay				1	3
								193 A Butler				0	3
								194 A Ill.-Chicago				0	3
								220 H NJIT				2	3
								228 A Western Ill.				0	3
								230 A Indiana St.				0	3
								230 H Indiana St.				0	3
								249 N UMKC				1	3
								261 N Loyola Chicago				0	3
								273 A Radford				0	3
								278 N Eastern Ill.				0	3
								279 H Tex.-Pan American				2	3
								280 N S.C. Upstate				0	3
								319 N Coppin St.				2	3
<hr/>													
				LAST 10 GAMES									
115 H Utah Valley				0	3	117 H Houston Baptist				1	3		
66 H North Dakota				0	3	279 H Tex.-Pan American				2	3		
220 H NJIT				2	3	191 H Green Bay				1	3		
66 A North Dakota				0	3	230 H Indiana St.				0	3		
115 A Utah Valley				0	3	194 A Ill.-Chicago				0	3		

Non-Div. I Games: Judson (IL) 3 0

Chicago St.

Average RPI Win: 319		WON-LOST	WINNING	LAST 10	STRENGTH OF		OPP. STRENGTH	TEAM	ADJ		CONF.	ADJ CONF.
Average RPI Loss: 213		RECORD	PCT. RANK	GAMES	SCHEDULE		OF SCHEDULE	RPI	RPI		RPI	RPI
DIV. I ONLY		4- 20	.16667	306	4- 6		311	302	319	.26748	318	33
DIV. I NON-CONF.		0- 15	0	314	0- 2		200	261	314	.30901	316	33
TOTALS		RPI 1-25	RPI 26-50		W-L RECORDS		RPI 51-100		RPI 101-150		RPI 150+	
4- 20	0- 0	0- 0		OVERALL		0- 3		0- 2		4- 15		
1- 5	0- 0	0- 0		HOME		0- 0		0- 0		1- 5		
3- 7	0- 0	0- 0		AWAY		0- 2		0- 0		3- 5		
0- 8	0- 0	0- 0		NEUTRAL		0- 1		0- 2		0- 5		
0- 15	0- 0	0- 0		NON-CONFERENCE		0- 3		0- 2		0- 10		
0- 3	0- 0	0- 0		HOME		0- 0		0- 0		0- 3		
0- 5	0- 0	0- 0		AWAY		0- 2		0- 0		0- 3		
0- 7	0- 0	0- 0		NEUTRAL		0- 1		0- 2		0- 4		
4- 5	0- 0	0- 0		CONFERENCE		0- 0		0- 0		4- 5		
1- 2	0- 0	0- 0		HOME		0- 0		0- 0		1- 2		
3- 2	0- 0	0- 0		AWAY		0- 0		0- 0		3- 2		
0- 1	0- 0	0- 0		NEUTRAL		0- 0		0- 0		0- 1		
RPI	S	Opponent	Score	RPI	S	Opponent	Score	RPI	S	Opponent	Score	

Non-Div. I Games:

Grambling

Average RPI Win:	313	WON-LOST	WINNING	LAST 10	STRENGTH OF	OPP. STRENGTH	TEAM	ADJ	CONF.	ADJ CONF.		
Average RPI Loss:	245	RECORD	PCT. RANK	GAMES	SCHEDULE	OF SCHEDULE	RPI	RPI	RPI	RPI		
DIV. I ONLY		5- 18	.21739	291	2- 8	321	315	320	.2664	319	32	32
DIV. I NON-CONF.		3- 12	.2	286	0- 2	301	312	315	.3104	315	32	32
<hr/>												
TOTALS	RPI 1-25	RPI 26-50		W-L RECORDS		RPI 51-100		RPI 101-150		RPI 150+		
5- 18	0- 0	0- 0		OVERALL		0- 0		0- 3		5- 15		
1- 4	0- 0	0- 0		HOME		0- 0		0- 1		1- 3		
1- 8	0- 0	0- 0		AWAY		0- 0		0- 1		1- 7		
3- 6	0- 0	0- 0		NEUTRAL		0- 0		0- 1		3- 5		
<hr/>												
3- 12	0- 0	0- 0		NON-CONFERENCE		0- 0		0- 3		3- 9		
0- 1	0- 0	0- 0		HOME		0- 0		0- 1		0- 0		
0- 5	0- 0	0- 0		AWAY		0- 0		0- 1		0- 4		
3- 6	0- 0	0- 0		NEUTRAL		0- 0		0- 1		3- 5		
<hr/>												
2- 6	0- 0	0- 0		CONFERENCE		0- 0		0- 0		2- 6		
1- 3	0- 0	0- 0		HOME		0- 0		0- 0		1- 3		
1- 3	0- 0	0- 0		AWAY		0- 0		0- 0		1- 3		
0- 0	0- 0	0- 0		NEUTRAL		0- 0		0- 0		0- 0		
<hr/>												
RPI S	Opponent	Score	RPI S	Opponent	Score	RPI S	Opponent	Score	RPI S	Opponent	Score	
									123 N	Bowling Green	0	3
									128 H	American	0	3
									149 A	Towson	0	3
									156 N	Miami (OH)	0	3
									219 N	Stony Brook	2	3
									223 H	Md.-East. Shore	1	3
									230 A	Indiana St.	0	3
									232 N	UMBC	0	3
									272 A	Bucknell	1	3
									278 N	Eastern Ill.	1	3
									281 A	Hampton	1	3
									288 N	Loyola Maryland	3	0
									300 N	Lafayette	2	3
									301 A	Norfolk St.	0	3
									302 H	Howard	1	3
									303 A	Saint Francis (PA)	0	3
									304 A	Providence	0	3
									305 A	Morgan St.	0	3
									305 H	Morgan St.	2	3
									315 H	Delaware St.	3	2
									317 N	Chicago St.	3	2
									323 N	St. Francis (NY)	3	0
									324 A	N.C. A&T	3	0
			LAST 10 GAMES									
			324 A N.C. A&T			3	0	281 A Hampton	1	3		
			305 A Morgan St.			0	3	301 A Norfolk St.	0	3		
			302 H Howard			1	3	305 H Morgan St.	2	3		
			315 H Delaware St.			3	2	123 N Bowling Green	0	3		
			223 H Md.-East. Shore			1	3	219 N Stony Brook	2	3		

Non-Div. I Games:

Coppin St.

Average RPI Win: 326		WON-LOST RECORD		WINNING PCT. RANK		LAST 10 GAMES		STRENGTH OF SCHEDULE		OPP. STRENGTH OF SCHEDULE		TEAM RPI		ADJ RPI		CONF. RPI		ADJ CONF. RPI	
DIV. I ONLY		2- 21		.08696 318		1- 8		258		322		315		.26352 320		32		32	
DIV. I NON-CONF.		0- 15		0 314		0- 3		174		305		312		.30035 317		32		32	
TOTALS		RPI 1-25		RPI 26-50		W-L RECORDS		RPI 51-100		RPI 101-150		RPI 150+							
2- 21		0- 0		0- 0		OVERALL		0- 0		0- 1		2- 20							
2- 8		0- 0		0- 0		HOME		0- 0		0- 0		2- 8							
0- 7		0- 0		0- 0		AWAY		0- 0		0- 1		0- 6							
0- 6		0- 0		0- 0		NEUTRAL		0- 0		0- 0		0- 6							
0- 15		0- 0		0- 0		NON-CONFERENCE		0- 0		0- 1		0- 14							
0- 6		0- 0		0- 0		HOME		0- 0		0- 0		0- 6							
0- 4		0- 0		0- 0		AWAY		0- 0		0- 1		0- 3							
0- 5		0- 0		0- 0		NEUTRAL		0- 0		0- 0		0- 5							
2- 6		0- 0		0- 0		CONFERENCE		0- 0		0- 0		2- 6							
2- 2		0- 0		0- 0		HOME		0- 0		0- 0		2- 2							
0- 3		0- 0		0- 0		AWAY		0- 0		0- 0		0- 3							
0- 1		0- 0		0- 0		NEUTRAL		0- 0		0- 0		0- 1							
RPI	S	Opponent		Score	RPI	S	Opponent		Score	RPI	S	Opponent		Score					
										127	A	George Washington	0	3					
										158	H	Fla. Gulf Coast	1	3					
										166	N	Winthrop	0	3					
										184	A	Elon	1	3					
										184	H	Elon	0	3					
										205	H	Davidson	0	3					
										207	N	Central Conn. St.	0	3					
										214	H	UNC Asheville	0	3					
										223	A	Md.-East. Shore	0	3					
										240	H	Campbell	0	3					
										240	N	Campbell	0	3					
										252	A	UNC Greensboro	0	3					
										254	N	UNC Wilmington	0	3					
										265	H	South Carolina St.	0	3					
										267	A	Florida A&M	0	3					
										273	H	Radford	0	3					
										274	A	CSU Bakersfield	0	3					
										281	H	Hampton	2	3					
										281	N	Hampton	0	3					
										311	N	Alabama St.	0	3					
										312	A	Bethune-Cookman	1	3					
										324	H	N.C. A&T	3	0					
										327	H	Savannah St.	3	0					
LAST 10 GAMES																			
										265	H	South Carolina St.	0	3					
										311	N	Alabama St.	0	3					
										223	A	Md.-East. Shore	0	3					
										281	N	Hampton	0	3					
										274	A	CSU Bakersfield	0	3					
										273	H	Radford	0	3					

Non-Div. I Games:

N.C. Central

R
i
d
e
r

Rider

Average RPI Win:		318	WON-LOST RECORD		WINNING PCT. RANK		LAST 10 GAMES		STRENGTH OF SCHEDULE		OPP. STRENGTH OF SCHEDULE		TEAM RPI		ADJ RPI		CONF. RPI		ADJ CONF. RPI	
DIV. I ONLY			1- 17		.05556 320		1- 8		317		310		324		.23 322		33		33	
DIV. I NON-CONF.			0- 9		0 314		0- 1		198		223		310		.32354 310		33		33	
TOTALS		RPI 1-25		RPI 26-50		W-L RECORDS		RPI 51-100		RPI 101-150		RPI 150+								
1- 17		0- 1		0- 0		OVERALL		0- 0		0- 1		1- 15								
0- 2		0- 0		0- 0		HOME		0- 0		0- 0		0- 2								
1- 6		0- 1		0- 0		AWAY		0- 0		0- 0		1- 5								
0- 9		0- 0		0- 0		NEUTRAL		0- 0		0- 1		0- 8								
0- 9		0- 1		0- 0		NON-CONFERENCE		0- 0		0- 1		0- 7								
0- 0		0- 0		0- 0		HOME		0- 0		0- 0		0- 0								
0- 4		0- 1		0- 0		AWAY		0- 0		0- 0		0- 3								
0- 5		0- 0		0- 0		NEUTRAL		0- 0		0- 1		0- 4								
1- 8		0- 0		0- 0		CONFERENCE		0- 0		0- 0		1- 8								
0- 2		0- 0		0- 0		HOME		0- 0		0- 0		0- 2								
1- 2		0- 0		0- 0		AWAY		0- 0		0- 0		1- 2								
0- 4		0- 0		0- 0		NEUTRAL		0- 0		0- 0		0- 4								
RPI	S	Opponent		Score		RPI	S	Opponent		Score		RPI	S	Opponent		Score				
21	A	Oklahoma		0 3								117	N	Houston Baptist		0 3				
												169	N	Boise St.		0 3				
												177	N	North Texas		0 3				
												217	N	UALR		0 3				
												221	N	Nicholls St.		0 3				
												242	N	Jackson St.		0 3				
												246	A	Lamar		0 3				
												250	A	La.-Lafayette		0 3				
												279	A	Tex.-Pan American		0 3				
												297	A	Prairie View		0 3				
												311	N	Alabama St.		0 3				
												313	N	Mississippi Val.		0 3				
												314	A	Southern U.		2 3				
												316	H	Ark.-Pine Bluff		1 3				
												316	N	Ark.-Pine Bluff		0 3				
												318	A	Grambling		3 2				
												318	H	Grambling		2 3				
LAST 10 GAMES																				
279	A	Tex.-Pan American		0 3		314	A	Southern U.		2 3										
318	A	Grambling		3 2		297	A	Prairie View		0 3										
311	N	Alabama St.		0 3		316	H	Ark.-Pine Bluff		1 3										
242	N	Jackson St.		0 3		318	H	Grambling		2 3										
313	N	Mississippi Val.		0 3		316	N	Ark.-Pine Bluff		0 3										

Average RPI Win:	326	WON-LOST RECORD	WINNING PCT. RANK	LAST 10 GAMES	STRENGTH OF SCHEDULE	OPP. STRENGTH OF SCHEDULE	TEAM RPI	ADJ RPI	CONF. RPI	ADJ CONF. RPI	
DIV. I ONLY		1- 26	.03704 323	0- 10	304	303	322	.21796 323	28	28	
DIV. I NON-CONF.		1- 15	.0625 311	0- 1	310	314	323	.2529 324	29	29	
<hr/>											
TOTALS	RPI 1-25		RPI 26-50	W-L RECORDS		RPI 51-100		RPI 101-150		RPI 150+	
1- 26	0- 0		0- 0	OVERALL		0- 1		0- 1		1- 24	
0- 9	0- 0		0- 0	HOME		0- 1		0- 0		0- 8	
1- 10	0- 0		0- 0	AWAY		0- 0		0- 0		1- 10	
0- 7	0- 0		0- 0	NEUTRAL		0- 0		0- 1		0- 6	
1- 15	0- 0		0- 0	NON-CONFERENCE		0- 0		0- 1		1- 14	
0- 3	0- 0		0- 0	HOME		0- 0		0- 0		0- 3	
1- 5	0- 0		0- 0	AWAY		0- 0		0- 0		1- 5	
0- 7	0- 0		0- 0	NEUTRAL		0- 0		0- 1		0- 6	
0- 11	0- 0		0- 0	CONFERENCE		0- 1		0- 0		0- 10	
0- 6	0- 0		0- 0	HOME		0- 1		0- 0		0- 5	
0- 5	0- 0		0- 0	AWAY		0- 0		0- 0		0- 5	
0- 0	0- 0		0- 0	NEUTRAL		0- 0		0- 0		0- 0	
RPI	S	Opponent	Score	RPI	S	Opponent	Score	RPI	S	Opponent	Score
						99 H Sacred Heart	0 3	112 N Iowa		0 3	
								153 A Columbia		0 3	
								172 N Princeton		1 3	
								174 A Hofstra		0 3	
								187 A Long Island		0 3	
								187 H Long Island		0 3	
								204 N Fairfield		1 3	
								207 A Central Conn. St.		1 3	
								211 H Robert Morris		0 3	
								212 A St. John's (NY)		0 3	
								212 N St. John's (NY)		0 3	
								220 H NJIT		0 3	
								226 A Manhattan		0 3	
								243 A Fairleigh Dickinson		0 3	
								253 N Binghamton		0 3	
								270 A Bryant		0 3	
								270 H Bryant		1 3	
								298 A Quinnipiac		2 3	
								298 H Quinnipiac		0 3	
								300 H Lafayette		2 3	
								300 N Lafayette		1 3	
								303 H Saint Francis (PA)		0 3	
								304 A Providence		0 3	
								319 N Coppin St.		0 3	
								321 H Rider		2 3	
								326 A Saint Peter's		3 2	

Non-Div. I Games:

St. Francis (NY)

Non-Div. I Games:

N.C. A&T

Average RPI Win:	0	WON-LOST	WINNING	LAST 10	STRENGTH OF	OPP. STRENGTH	TEAM	ADJ	CONF.	ADJ CONF.			
Average RPI Loss:	248	RECORD	PCT. RANK	GAMES	SCHEDULE	OF SCHEDULE	RPI	RPI	RPI	RPI			
DIV. I ONLY	0-15	0	324	0-7	310	320	326	.19895	325	33	33		
DIV. I NON-CONF.	0-7	0	314	0-0	169	252	308	.3109	313	33	33		
<hr/>													
TOTALS	RPI 1-25	RPI 26-50		W-L RECORDS		RPI 51-100		RPI 101-150		RPI 150+			
0-15	0-0	0-0		OVERALL		0-2		0-0		0-13			
0-5	0-0	0-0		HOME		0-0		0-0		0-5			
0-6	0-0	0-0		AWAY		0-1		0-0		0-5			
0-4	0-0	0-0		NEUTRAL		0-1		0-0		0-3			
0-7	0-0	0-0		NON-CONFERENCE		0-2		0-0		0-5			
0-1	0-0	0-0		HOME		0-0		0-0		0-1			
0-2	0-0	0-0		AWAY		0-1		0-0		0-1			
0-4	0-0	0-0		NEUTRAL		0-1		0-0		0-3			
0-8	0-0	0-0		CONFERENCE		0-0		0-0		0-8			
0-4	0-0	0-0		HOME		0-0		0-0		0-4			
0-4	0-0	0-0		AWAY		0-0		0-0		0-4			
0-0	0-0	0-0		NEUTRAL		0-0		0-0		0-0			
RPI	S	Opponent	Score	RPI	S	Opponent	Score	RPI	S	Opponent	Score		
						82 A	LSU	0	3	170 N	Central Ark.	0	3
						88 N	Arkansas St.	0	3	221 H	Nicholls St.	0	3
										222 A	Northwestern St.	0	3
										242 A	Jackson St.	0	3
										250 N	La.-Lafayette	0	3
										258 N	Jacksonville St.	0	3
										293 H	Alabama A&M	0	3
										313 A	Mississippi Val.	0	3
										313 H	Mississippi Val.	0	3
										314 H	Southern U.	1	3
										316 A	Ark.-Pine Bluff	0	3
										316 H	Ark.-Pine Bluff	1	3
										318 A	Grambling	0	3
				LAST 10 GAMES									
						313 H	Mississippi Val.	0	3	313 A	Mississippi Val.	0	3
						293 H	Alabama A&M	0	3	318 A	Grambling	0	3
						314 H	Southern U.	1	3	170 N	Central Ark.	0	3
						316 A	Ark.-Pine Bluff	0	3	222 A	Northwestern St.	0	3
						242 A	Jackson St.	0	3	88 N	Arkansas St.	0	3
Non-Div. I Games:	Southern-N.O.	1	3	Tougaloo	3	1	Dillard	3	2	New Orleans	0	3	
	Xavier (LA)	0	3	Southern-N.O.	1	3	Belhaven	0	3	Belhaven	Alcorn St.	0	3

Non-Div. I Games:

Dillard

0

3

Alcorn St.

A
l
c
o
r
n
S
t
.

A
l
c
o
r
n
S
t
.

Average RPI Win:	0	WON-LOST	WINNING	LAST 10	STRENGTH OF	OPP. STRENGTH	TEAM	ADJ	CONF.	ADJ CONF.		
Average RPI Loss:	262	RECORD	PCT. RANK	GAMES	SCHEDULE	OF SCHEDULE	RPI	RPI	RPI	RPI		
DIV. I ONLY	0- 23	0	324	0- 10	308	325	325	.19425	326	30	31	
DIV. I NON-CONF.	0- 11	0	314	0- 1	296	326	326	.24601	326	31	31	
<hr/>												
TOTALS	RPI 1-25	RPI 26-50		W-L RECORDS		RPI 51-100		RPI 101-150		RPI 150+		
0- 23	0- 0	0- 0		OVERALL		0- 0		0- 0		0- 23		
0- 7	0- 0	0- 0		HOME		0- 0		0- 0		0- 7		
0- 10	0- 0	0- 0		AWAY		0- 0		0- 0		0- 10		
0- 6	0- 0	0- 0		NEUTRAL		0- 0		0- 0		0- 6		
<hr/>												
0- 11	0- 0	0- 0		NON-CONFERENCE		0- 0		0- 0		0- 11		
0- 2	0- 0	0- 0		HOME		0- 0		0- 0		0- 2		
0- 4	0- 0	0- 0		AWAY		0- 0		0- 0		0- 4		
0- 5	0- 0	0- 0		NEUTRAL		0- 0		0- 0		0- 5		
<hr/>												
0- 12	0- 0	0- 0		CONFERENCE		0- 0		0- 0		0- 12		
0- 5	0- 0	0- 0		HOME		0- 0		0- 0		0- 5		
0- 6	0- 0	0- 0		AWAY		0- 0		0- 0		0- 6		
0- 1	0- 0	0- 0		NEUTRAL		0- 0		0- 0		0- 1		
<hr/>												
RPI	S	Opponent	Score	RPI	S	Opponent	Score	RPI	S	Opponent	Score	
								167	A	Niagara	0	3
								195	H	Lehigh	0	3
								204	A	Fairfield	0	3
								207	A	Central Conn. St.	0	3
								219	N	Stony Brook	0	3
								224	H	Marist	0	3
								226	A	Manhattan	0	3
								226	H	Manhattan	0	3
								243	A	Fairleigh Dickinson	0	3
								243	N	Fairleigh Dickinson	0	3
								255	A	Iona	0	3
								272	N	Bucknell	2	3
								275	H	Siena	1	3
								283	A	Canisius	0	3
								288	H	Loyola Maryland	0	3
								300	A	Lafayette	0	3
								304	N	Providence	1	3
								305	N	Morgan St.	0	3
								310	A	La Salle	0	3
								321	A	Rider	0	3
								321	H	Rider	0	3
								321	N	Rider	1	3
LAST 10 GAMES								321	N	Rider	1	3
								323	H	St. Francis (NY)	2	3
								226	H	Manhattan	0	3
								275	H	Siena	1	3
								224	H	Marist	0	3
								204	A	Fairfield	0	3
								255	A	Iona	0	3
								243	A	Fairleigh Dickinson	0	3
								167	A	Niagara	0	3
								283	A	Canisius	0	3
								288	H	Loyola Maryland	0	3
								321	H	Rider	0	3

Non-Div. I Games:

Saint Peter's

[illegible]

Non-Div. I Games:

Savannah St.