

Average RPI Win:		50	WON-LOST		WINNING		LAST 10		STRENGTH OF		OPP. STRENGTH		TEAM	ADJ		CONF.		ADJ CONF.					
Average RPI Loss:		10	RECORD		PCT. RANK		GAMES		SCHEDULE		OF SCHEDULE		RPI	RPI		RPI		RPI					
DIV. I ONLY			18- 2		.9 5		10- 0		1		4		1	.76153		1	1		1				
DIV. I NON-CONF.			8- 2		.8 47		0- 0		2		8		2	.72218		3	1		1				
TOTALS		RPI 1-25		RPI 26-50		W-L RECORDS		RPI 51-100		RPI 101-150		RPI 150+											
18- 2		5- 2		7- 0		OVERALL		3- 0		3- 0		0- 0											
9- 0		3- 0		3- 0		HOME		2- 0		1- 0		0- 0											
6- 2		1- 2		3- 0		AWAY		1- 0		1- 0		0- 0											
3- 0		1- 0		1- 0		NEUTRAL		0- 0		1- 0		0- 0											
8- 2		1- 2		3- 0		NON-CONFERENCE		2- 0		2- 0		0- 0											
4- 0		0- 0		1- 0		HOME		2- 0		1- 0		0- 0											
1- 2		0- 2		1- 0		AWAY		0- 0		0- 0		0- 0											
3- 0		1- 0		1- 0		NEUTRAL		0- 0		1- 0		0- 0											
10- 0		4- 0		4- 0		CONFERENCE		1- 0		1- 0		0- 0											
5- 0		3- 0		2- 0		HOME		0- 0		0- 0		0- 0											
5- 0		1- 0		2- 0		AWAY		1- 0		1- 0		0- 0											
0- 0		0- 0		0- 0		NEUTRAL		0- 0		0- 0		0- 0											
RPI	S	Opponent		Score		RPI	S	Opponent		Score		RPI	S	Opponent		Score		RPI	S	Opponent		Score	
2	A	Penn St.		2	3	31	A	St. Mary's (CA)		3	1	54	H	Pacific		3	0	125	A	Washington St.		3	2
5	H	UCLA		3	2	31	N	St. Mary's (CA)		3	0	55	H	San Francisco		3	0	129	N	Albany (NY)		3	0
6	H	Oregon		3	2	35	H	Oregon St.		3	0	72	A	Utah		3	1	145	H	Loyola Chicago		3	1
10	N	Florida		3	1	41	H	California		3	0												
11	A	Washington		3	2	43	H	Santa Clara		3	0												
14	H	Southern California		3	0	45	A	Arizona		3	1												
18	A	Hawaii		1	3	47	A	Arizona St.		3	1												
LAST 10 GAMES																							
125 A Washington St.						3	2	6 H Oregon						3	2								
11 A Washington						3	2	47 A Arizona St.						3	1								
5 H UCLA						3	2	45 A Arizona						3	1								
14 H Southern California						3	0	72 A Utah						3	1								
35 H Oregon St.						3	0	41 H California						3	0								

Non-Div. I Games:

Stanford

Average RPI Win:	72	WON-LOST RECORD	WINNING PCT. RANK	LAST 10 GAMES	STRENGTH OF SCHEDULE	OPP. STRENGTH OF SCHEDULE	TEAM RPI	ADJ RPI	CONF. RPI	ADJ CONF. RPI		
DIV. I ONLY		20- 1	.95238	1	10- 0	11	8	2	.74584	2	2	2
DIV. I NON-CONF.		10- 1	.90909	17	0- 0	9	21	4	.70955	4	2	2
<hr/>												
TOTALS	RPI 1-25	RPI 26-50		W-L RECORDS		RPI 51-100		RPI 101-150		RPI 150+		
20- 1	7- 0	4- 1		OVERALL		3- 0		3- 0		3- 0		
9- 0	4- 0	0- 0		HOME		1- 0		3- 0		1- 0		
7- 0	3- 0	3- 0		AWAY		1- 0		0- 0		0- 0		
4- 1	0- 0	1- 1		NEUTRAL		1- 0		0- 0		2- 0		
10- 1	3- 0	1- 1		NON-CONFERENCE		2- 0		1- 0		3- 0		
5- 0	2- 0	0- 0		HOME		1- 0		1- 0		1- 0		
1- 0	1- 0	0- 0		AWAY		0- 0		0- 0		0- 0		
4- 1	0- 0	1- 1		NEUTRAL		1- 0		0- 0		2- 0		
10- 0	4- 0	3- 0		CONFERENCE		1- 0		2- 0		0- 0		
4- 0	2- 0	0- 0		HOME		0- 0		2- 0		0- 0		
6- 0	2- 0	3- 0		AWAY		1- 0		0- 0		0- 0		
0- 0	0- 0	0- 0		NEUTRAL		0- 0		0- 0		0- 0		
RPI S	Opponent	Score	RPI S	Opponent	Score	RPI S	Opponent	Score	RPI S	Opponent	Score	
1 H	Stanford	3 2	26 A	Michigan	3 2	52 A	Wisconsin	3 0	103 H	Indiana	3 1	
3 H	Nebraska	3 1	30 N	Western Ky.	3 0	85 N	Morehead St.	3 0	112 H	Iowa	3 1	
4 H	Texas	3 0	32 A	Illinois	3 2	100 H	Duquesne	3 0	132 H	Portland	3 0	
7 A	Louisville	3 0	35 N	Oregon St.	2 3				179 N	Ill.-Chicago	3 0	
9 A	Minnesota	3 0	42 A	Northwestern	3 0				232 N	DePaul	3 0	
22 A	Ohio St.	3 0							251 H	Eastern Ill.	3 0	
23 H	Purdue	3 0										
			LAST 10 GAMES									
			26 A	Michigan	3 2	42 A	Northwestern	3 0				
			22 A	Ohio St.	3 0	9 A	Minnesota	3 0				
			103 H	Indiana	3 1	52 A	Wisconsin	3 0				
			23 H	Purdue	3 0	112 H	Iowa	3 1				
			32 A	Illinois	3 2	3 H	Nebraska	3 1				

Non-Div. I Games:

Penn St.

Average RPI Win:	65	WON-LOST RECORD	WINNING PCT. RANK	LAST 10 GAMES	STRENGTH OF SCHEDULE	OPP. STRENGTH OF SCHEDULE	TEAM RPI	ADJ RPI	CONF. RPI	ADJ CONF. RPI					
DIV. I ONLY		17- 2	.89474	7	9- 1	17	2	3	.72573	3	2	2			
DIV. I NON-CONF.		8- 1	.88889	22	0- 0	39	5	8	.68915	7	2	2			
<hr/>															
TOTALS	RPI 1-25	RPI 26-50		W-L RECORDS		RPI 51-100		RPI 101-150		RPI 150+					
17- 2	6- 1	4- 1		OVERALL		2- 0		4- 0		1- 0					
10- 0	4- 0	3- 0		HOME		2- 0		1- 0		0- 0					
6- 2	2- 1	1- 1		AWAY		0- 0		3- 0		0- 0					
1- 0	0- 0	0- 0		NEUTRAL		0- 0		0- 0		1- 0					
8- 1	3- 0	1- 1		NON-CONFERENCE		1- 0		2- 0		1- 0					
6- 0	3- 0	1- 0		HOME		1- 0		1- 0		0- 0					
1- 1	0- 0	0- 1		AWAY		0- 0		1- 0		0- 0					
1- 0	0- 0	0- 0		NEUTRAL		0- 0		0- 0		1- 0					
9- 1	3- 1	3- 0		CONFERENCE		1- 0		2- 0		0- 0					
4- 0	1- 0	2- 0		HOME		1- 0		0- 0		0- 0					
5- 1	2- 1	1- 0		AWAY		0- 0		2- 0		0- 0					
0- 0	0- 0	0- 0		NEUTRAL		0- 0		0- 0		0- 0					
RPI	S	Opponent	Score	RPI	S	Opponent	Score	RPI	S	Opponent	Score				
2	A	Penn St.	1 3	26	H	Michigan	3 1	52	H	Wisconsin	3 0	103	A	Indiana	3 2
5	H	UCLA	3 2	32	A	Illinois	3 0	100	H	Duquesne	3 0	112	A	Iowa	3 0
9	H	Minnesota	3 1	37	A	Iowa St.	1 3					136	A	UC Irvine	3 0
20	H	Kentucky	3 1	40	H	Notre Dame	3 0					147	H	Saint Louis	3 0
21	H	Oklahoma	3 0	44	H	Michigan St.	3 0					215	N	Colgate	3 0
22	A	Ohio St.	3 1												
23	A	Purdue	3 0												
				LAST 10 GAMES											
		32	A	Illinois			3 0	23	A	Purdue			3 0		
		112	A	Iowa			3 0	26	H	Michigan			3 1		
		9	H	Minnesota			3 1	44	H	Michigan St.			3 0		
		52	H	Wisconsin			3 0	22	A	Ohio St.			3 1		
		103	A	Indiana			3 2	2	A	Penn St.			1 3		

Non-Div. I Games:

Nebraska

Average RPI Win: 69		WON-LOST RECORD		WINNING PCT. RANK		LAST 10 GAMES		STRENGTH OF SCHEDULE		OPP. STRENGTH OF SCHEDULE		TEAM RPI		ADJ RPI		CONF. RPI		ADJ CONF. RPI	
DIV. I ONLY		16- 3		.84211 23		10- 0		6		1		4		.72354 4		3		3	
DIV. I NON-CONF.		8- 3		.72727 69		3- 0		7		1		10		.68295 9		3		3	
TOTALS		RPI 1-25		RPI 26-50		W-L RECORDS		RPI 51-100		RPI 101-150		RPI 150+							
16- 3		7- 2		1- 1		OVERALL		5- 0		0- 0		3- 0							
10- 2		4- 1		1- 1		HOME		3- 0		0- 0		2- 0							
5- 1		2- 1		0- 0		AWAY		2- 0		0- 0		1- 0							
1- 0		1- 0		0- 0		NEUTRAL		0- 0		0- 0		0- 0							
8- 3		4- 2		0- 1		NON-CONFERENCE		2- 0		0- 0		2- 0							
6- 2		2- 1		0- 1		HOME		2- 0		0- 0		2- 0							
1- 1		1- 1		0- 0		AWAY		0- 0		0- 0		0- 0							
1- 0		1- 0		0- 0		NEUTRAL		0- 0		0- 0		0- 0							
8- 0		3- 0		1- 0		CONFERENCE		3- 0		0- 0		1- 0							
4- 0		2- 0		1- 0		HOME		1- 0		0- 0		0- 0							
4- 0		1- 0		0- 0		AWAY		2- 0		0- 0		1- 0							
0- 0		0- 0		0- 0		NEUTRAL		0- 0		0- 0		0- 0							
RPI	S	Opponent		Score		RPI	S	Opponent		Score		RPI	S	Opponent		Score			
2	A	Penn St.		0	3	32	H	Illinois		2	3	61	A	Baylor		3	0		
7	A	Louisville		3	2	37	H	Iowa St.		3	2	63	H	TCU		3	0		
8	H	Kansas		3	0							70	H	LSU		3	0		
9	H	Minnesota		1	3							87	A	Texas Tech		3	0		
9	H	Minnesota		3	1							94	H	Cincinnati		3	0		
10	N	Florida		3	0														
12	A	Kansas St.		3	0														
19	H	San Diego		3	0														
21	H	Oklahoma		3	0														
						LAST 10 GAMES													
						37	H	Iowa St.		3	2	87	A	Texas Tech		3	0		
						8	H	Kansas		3	0	61	A	Baylor		3	0		
						7	A	Louisville		3	2	21	H	Oklahoma		3	0		
						12	A	Kansas St.		3	0	222	H	UCF		3	0		
						63	H	TCU		3	0	94	H	Cincinnati		3	0		

Non-Div. I Games:

Texas

Average RPI Win: 63		WON-LOST	WINNING	LAST 10	STRENGTH OF		OPP. STRENGTH	TEAM	ADJ	CONF.	ADJ CONF.
Average RPI Loss: 7		RECORD	PCT. RANK	GAMES	SCHEDULE		OF SCHEDULE	RPI	RPI	RPI	RPI
DIV. I ONLY		15- 4	.78947	31	2		10	5	.70904	5	1
DIV. I NON-CONF.		8- 1	.88889	22	1		23	1	.74004	1	1
TOTALS		RPI 1-25	RPI 26-50		W-L RECORDS		RPI 51-100		RPI 101-150		RPI 150+
15- 4		1- 4	7- 0		OVERALL		5- 0		2- 0		0- 0
6- 0		0- 0	4- 0		HOME		2- 0		0- 0		0- 0
5- 4		1- 4	2- 0		AWAY		1- 0		1- 0		0- 0
4- 0		0- 0	1- 0		NEUTRAL		2- 0		1- 0		0- 0
8- 1		1- 1	3- 0		NON-CONFERENCE		3- 0		1- 0		0- 0
1- 0		0- 0	1- 0		HOME		0- 0		0- 0		0- 0
3- 1		1- 1	1- 0		AWAY		1- 0		0- 0		0- 0
4- 0		0- 0	1- 0		NEUTRAL		2- 0		1- 0		0- 0
7- 3		0- 3	4- 0		CONFERENCE		2- 0		1- 0		0- 0
5- 0		0- 0	3- 0		HOME		2- 0		0- 0		0- 0
2- 3		0- 3	1- 0		AWAY		0- 0		1- 0		0- 0
0- 0		0- 0	0- 0		NEUTRAL		0- 0		0- 0		0- 0
RPI S	Opponent	Score	RPI S	Opponent	Score	RPI S	Opponent	Score	RPI S	Opponent	Score
1 A	Stanford	2 3	29 H	Pepperdine	3 0	71 N	San Diego St.	3 0	125 A	Washington St.	3 0
3 A	Nebraska	2 3	35 H	Oregon St.	3 0	72 H	Utah	3 0	127 N	Idaho	3 0
11 A	Washington	2 3	39 A	Colorado St.	3 2	80 A	UC Santa Barbara	3 1			
14 A	Southern California	1 3	40 N	Notre Dame	3 1	81 H	Colorado	3 0			
18 A	Hawaii	3 1	41 A	California	3 0	97 N	Northeastern	3 0			
			45 H	Arizona	3 0						
			47 H	Arizona St.	3 0						
LAST 10 GAMES											
			81 H	Colorado	3 0	47 H	Arizona St.	3 0			
			72 H	Utah	3 0	125 A	Washington St.	3 0			
			41 A	California	3 0	11 A	Washington	2 3			
			1 A	Stanford	2 3	35 H	Oregon St.	3 0			
			45 H	Arizona	3 0	14 A	Southern California	1 3			

Non-Div. I Games:

UCLA

Average RPI Win:	80	WON-LOST	WINNING	LAST 10	STRENGTH OF	OPP. STRENGTH	TEAM	ADJ	CONF.	ADJ CONF.	
Average RPI Loss:	1	RECORD	PCT. RANK	GAMES	SCHEDULE	OF SCHEDULE	RPI	RPI	RPI	RPI	
DIV. I ONLY		18- 1	.94737 2	9- 1	34	7	7	.70853 6	1	1	
DIV. I NON-CONF.		9- 0	1 1	0- 0	106	17	11	.66898 11	1	1	
<hr/>											
TOTALS	RPI 1-25	RPI 26-50		W-L RECORDS	RPI 51-100		RPI 101-150		RPI 150+		
18- 1	4- 1	5- 0		OVERALL	5- 0		1- 0		3- 0		
7- 0	1- 0	2- 0		HOME	3- 0		1- 0		0- 0		
7- 1	2- 1	3- 0		AWAY	2- 0		0- 0		0- 0		
4- 0	1- 0	0- 0		NEUTRAL	0- 0		0- 0		3- 0		
9- 0	2- 0	1- 0		NON-CONFERENCE	3- 0		0- 0		3- 0		
2- 0	0- 0	1- 0		HOME	1- 0		0- 0		0- 0		
3- 0	1- 0	0- 0		AWAY	2- 0		0- 0		0- 0		
4- 0	1- 0	0- 0		NEUTRAL	0- 0		0- 0		3- 0		
9- 1	2- 1	4- 0		CONFERENCE	2- 0		1- 0		0- 0		
5- 0	1- 0	1- 0		HOME	2- 0		1- 0		0- 0		
4- 1	1- 1	3- 0		AWAY	0- 0		0- 0		0- 0		
0- 0	0- 0	0- 0		NEUTRAL	0- 0		0- 0		0- 0		
<hr/>											
RPI S	Opponent	Score	RPI S	Opponent	Score	RPI S	Opponent	Score	RPI S	Opponent	Score
1 A	Stanford	2 3	31 H	St. Mary's (CA)	3 0	58 A	Ohio	3 1	125 H	Washington St.	3 0
11 H	Washington	3 1	35 H	Oregon St.	3 0	72 H	Utah	3 0	195 N	Toledo	3 0
14 A	Southern California	3 0	41 A	California	3 1	80 H	UC Santa Barbara	3 1	223 N	Houston	3 0
20 N	Kentucky	3 0	45 A	Arizona	3 0	81 H	Colorado	3 0	250 N	Western Caro.	3 0
22 A	Ohio St.	3 2	47 A	Arizona St.	3 0	84 A	Portland St.	3 0			
<hr/>											
			LAST 10 GAMES								
			47 A Arizona St. 3 0			41 A California 3 1					
			45 A Arizona 3 0			81 H Colorado 3 0					
			11 H Washington 3 1			72 H Utah 3 0					
			125 H Washington St. 3 0			14 A Southern California 3 0					
			1 A Stanford 2 3			35 H Oregon St. 3 0					

Non-Div. I Games:

Oregon

Average RPI Win:		97	WON-LOST RECORD		WINNING PCT. RANK		LAST 10 GAMES		STRENGTH OF SCHEDULE		OPP. STRENGTH OF SCHEDULE		TEAM RPI	ADJ RPI		CONF. RPI	ADJ CONF. RPI				
DIV. I ONLY			20- 3		.86957 14		8- 2		7		44		6	.70742 7		8	9				
DIV. I NON-CONF.			11- 2		.84615 31		0- 1		4		9		3	.72576 2		9	9				
TOTALS		RPI 1-25		RPI 26-50		W-L RECORDS		RPI 51-100		RPI 101-150		RPI 150+									
20- 3		3- 2		3- 1		OVERALL		4- 0		7- 0		3- 0									
12- 3		2- 2		1- 1		HOME		4- 0		3- 0		2- 0									
6- 0		0- 0		1- 0		AWAY		0- 0		4- 0		1- 0									
2- 0		1- 0		1- 0		NEUTRAL		0- 0		0- 0		0- 0									
11- 2		3- 2		2- 0		NON-CONFERENCE		3- 0		2- 0		1- 0									
9- 2		2- 2		1- 0		HOME		3- 0		2- 0		1- 0									
0- 0		0- 0		0- 0		AWAY		0- 0		0- 0		0- 0									
2- 0		1- 0		1- 0		NEUTRAL		0- 0		0- 0		0- 0									
9- 1		0- 0		1- 1		CONFERENCE		1- 0		5- 0		2- 0									
3- 1		0- 0		0- 1		HOME		1- 0		1- 0		1- 0									
6- 0		0- 0		1- 0		AWAY		0- 0		4- 0		1- 0									
0- 0		0- 0		0- 0		NEUTRAL		0- 0		0- 0		0- 0									
RPI	S	Opponent		Score		RPI	S	Opponent		Score		RPI	S	Opponent		Score					
2	H	Penn St.		0	3	30	H	Western Ky.		3	1	68	H	Duke		3	0				
4	H	Texas		2	3	32	N	Illinois		3	2	76	H	UNLV		3	1				
17	H	Miami (FL)		3	1	33	A	Marquette		3	1	85	H	Morehead St.		3	1				
20	H	Kentucky		3	1	40	H	Notre Dame		2	3	93	H	Seton Hall		3	0				
23	N	Purdue		3	0																
						LAST 10 GAMES															
						33 A Marquette						3	1	110 H Rutgers						3	0
						203 A Syracuse						3	0	93 H Seton Hall						3	0
						134 A Connecticut						3	1	122 A Pittsburgh						3	0
						118 A St. John's (NY)						3	2	108 A South Fla.						3	1
						4 H Texas						2	3	40 H Notre Dame						2	3

Non-Div. I Games:

Louisville

Average RPI Win:		89	WON-LOST		WINNING		LAST 10		STRENGTH OF		OPP. STRENGTH		TEAM	ADJ		CONF.	ADJ CONF.		
Average RPI Loss:		23	RECORD		PCT. RANK		GAMES		SCHEDULE		OF SCHEDULE		RPI	RPI		RPI	RPI		
DIV. I ONLY			19- 3		.86364		15		8- 2		10		41		8		.69954		
DIV. I NON-CONF.			12- 2		.85714		29		1- 1		6		67		7		.68299		
TOTALS		RPI 1-25		RPI 26-50				W-L RECORDS		RPI 51-100				RPI 101-150				RPI 150+	
19- 3		2- 2		3- 1				OVERALL		7- 0				5- 0				2- 0	
12- 0		1- 0		3- 0				HOME		4- 0				4- 0				0- 0	
3- 3		1- 2		0- 1				AWAY		1- 0				0- 0				1- 0	
4- 0		0- 0		0- 0				NEUTRAL		2- 0				1- 0				1- 0	
12- 2		0- 1		2- 1				NON-CONFERENCE		4- 0				5- 0				1- 0	
8- 0		0- 0		2- 0				HOME		2- 0				4- 0				0- 0	
0- 2		0- 1		0- 1				AWAY		0- 0				0- 0				0- 0	
4- 0		0- 0		0- 0				NEUTRAL		2- 0				1- 0				1- 0	
7- 1		2- 1		1- 0				CONFERENCE		3- 0				0- 0				1- 0	
4- 0		1- 0		1- 0				HOME		2- 0				0- 0				0- 0	
3- 1		1- 1		0- 0				AWAY		1- 0				0- 0				1- 0	
0- 0		0- 0		0- 0				NEUTRAL		0- 0				0- 0				0- 0	
RPI	S	Opponent		Score		RPI	S	Opponent		Score		RPI	S	Opponent		Score			
4	A	Texas		0	3	34	H	Creighton		3	2	53	N	Loyola Marymount		3	1		
12	H	Kansas St.		3	1	37	H	Iowa St.		3	2	61	H	Baylor		3	2		
21	A	Oklahoma		3	2	40	A	Notre Dame		1	3	62	H	Tulsa		3	1		
25	A	Arkansas		1	3	47	H	Arizona St.		3	1	63	H	TCU		3	1		
												86	H	Col. of Charleston		3	0		
												87	A	Texas Tech		3	0		
												95	N	Xavier		3	0		
													</						

Non-Div. I Games:

Kansas

Average RPI Win:	92	WON-LOST RECORD	WINNING PCT. RANK	LAST 10 GAMES	STRENGTH OF SCHEDULE	OPP. STRENGTH OF SCHEDULE	TEAM RPI	ADJ RPI	CONF. RPI	ADJ CONF. RPI				
Average RPI Loss:	5													
DIV. I ONLY		17- 4	.80952	27	8- 2	9	20	9	.69826	9	2	2		
DIV. I NON-CONF.		9- 2	.81818	39	0- 0	20	52	14	.66279	16	2	2		

TOTALS	RPI 1-25	RPI 26-50		W-L RECORDS		RPI 51-100		RPI 101-150		RPI 150+				
17- 4	3- 4	5- 0		OVERALL		2- 0		2- 0		5- 0				
9- 1	2- 1	2- 0		HOME		1- 0		1- 0		3- 0				
6- 2	1- 2	2- 0		AWAY		1- 0		1- 0		1- 0				
2- 1	0- 1	1- 0		NEUTRAL		0- 0		0- 0		1- 0				
9- 2	1- 2	1- 0		NON-CONFERENCE		1- 0		1- 0		5- 0				
4- 0	0- 0	0- 0		HOME		0- 0		1- 0		3- 0				
3- 1	1- 1	0- 0		AWAY		1- 0		0- 0		1- 0				
2- 1	0- 1	1- 0		NEUTRAL		0- 0		0- 0		1- 0				
8- 2	2- 2	4- 0		CONFERENCE		1- 0		1- 0		0- 0				
5- 1	2- 1	2- 0		HOME		1- 0		0- 0		0- 0				
3- 1	0- 1	2- 0		AWAY		0- 0		1- 0		0- 0				
0- 0	0- 0	0- 0		NEUTRAL		0- 0		0- 0		0- 0				

RPI	S	Opponent	Score		RPI	S	Opponent	Score		RPI	S	Opponent	Score	
2	H	Penn St.	0	3	26	H	Michigan	3	1	52	H	Wisconsin	3	0
3	A	Nebraska	1	3	32	A	Illinois	3	0	62	A	Tulsa	3	0
4	A	Texas	3	1	38	N	Dayton	3	0					
4	A	Texas	1	3	42	A	Northwestern	3	1					
12	N	Kansas St.	2	3	44	H	Michigan St.	3	2					
22	H	Ohio St.	3	0										
23	H	Purdue	3	1										

Non-Div. I Games:

Minnesota

[illegible]

Non-Div. I Games:

Florida

Average RPI Win:	86	WON-LOST RECORD	WINNING PCT. RANK	LAST 10 GAMES	STRENGTH OF SCHEDULE	OPP. STRENGTH OF SCHEDULE	TEAM RPI	ADJ RPI	CONF. RPI	ADJ CONF. RPI		
DIV. I ONLY		17- 2	.89474	7	8- 2	32	11	11	.68877	11	1	1
DIV. I NON-CONF.		9- 0	1	1	0- 0	128	36	21	.64918	21	1	1
<hr/>												
TOTALS	RPI 1-25	RPI 26-50		W-L RECORDS		RPI 51-100		RPI 101-150		RPI 150+		
17- 2	3- 2	3- 0		OVERALL		6- 0		2- 0		3- 0		
9- 1	2- 1	1- 0		HOME		2- 0		1- 0		3- 0		
6- 1	0- 1	2- 0		AWAY		3- 0		1- 0		0- 0		
2- 0	1- 0	0- 0		NEUTRAL		1- 0		0- 0		0- 0		
9- 0	1- 0	0- 0		NON-CONFERENCE		4- 0		1- 0		3- 0		
5- 0	0- 0	0- 0		HOME		2- 0		0- 0		3- 0		
2- 0	0- 0	0- 0		AWAY		1- 0		1- 0		0- 0		
2- 0	1- 0	0- 0		NEUTRAL		1- 0		0- 0		0- 0		
8- 2	2- 2	3- 0		CONFERENCE		2- 0		1- 0		0- 0		
4- 1	2- 1	1- 0		HOME		0- 0		1- 0		0- 0		
4- 1	0- 1	2- 0		AWAY		2- 0		0- 0		0- 0		
0- 0	0- 0	0- 0		NEUTRAL		0- 0		0- 0		0- 0		
<hr/>												
RPI	S	Opponent	Score	RPI	S	Opponent	Score	RPI	S	Opponent	Score	
1	H	Stanford	2 3	35	A	Oregon St.	3 0	70	N	LSU	3 0	
5	H	UCLA	3 2	41	H	California	3 0	72	A	Utah	3 1	
6	A	Oregon	1 3	45	A	Arizona	3 1	73	H	Long Beach St.	3 0	
14	H	Southern California	3 0					81	A	Colorado	3 0	
23	N	Purdue	3 0					84	H	Portland St.	3 0	
								96	A	Rice	3 0	

Non-Div. I Games:

Washington

Average RPI Win:		94	WON-LOST RECORD		18-3	WINNING PCT. RANK		.85714	18	LAST 10 GAMES		7-3	STRENGTH OF SCHEDULE		20	OPP. STRENGTH OF SCHEDULE		24	TEAM RPI		12	ADJ RPI		.68527	12	CONF. RPI		3	ADJ CONF. RPI		3
Average RPI Loss:		11			13-0			1	1			2-0			33			31			5			.706	5			3			3
DIV. I ONLY				18-3				.85714				7-3				20				12				.68527				3		3	
DIV. I NON-CONF.				13-0				1				2-0				33				5				.706				3		3	
TOTALS		RPI 1-25		RPI 26-50		W-L RECORDS		RPI 51-100		RPI 101-150		RPI 150+																			
18-3		1-3		5-0		OVERALL		4-0		4-0		4-0																			
10-1		0-1		3-0		HOME		1-0		4-0		2-0																			
4-2		0-2		1-0		AWAY		3-0		0-0		0-0																			
4-0		1-0		1-0		NEUTRAL		0-0		0-0		2-0																			
13-0		1-0		4-0		NON-CONFERENCE		1-0		4-0		3-0																			
7-0		0-0		2-0		HOME		0-0		4-0		1-0																			
2-0		0-0		1-0		AWAY		1-0		0-0		0-0																			
4-0		1-0		1-0		NEUTRAL		0-0		0-0		2-0																			
5-3		0-3		1-0		CONFERENCE		3-0		0-0		1-0																			
3-1		0-1		1-0		HOME		1-0		0-0		1-0																			
2-2		0-2		0-0		AWAY		2-0		0-0		0-0																			
0-0		0-0		0-0		NEUTRAL		0-0		0-0		0-0																			
RPI	S	Opponent			Score		RPI	S	Opponent			Score		RPI	S	Opponent			Score		RPI	S	Opponent			Score					
4	H	Texas			0 3		31	H	St. Mary's (CA)			3 0		61	A	Baylor			3 1		107	H	Utah St.			3 0					
8	A	Kansas			1 3		34	A	Creighton			3 0		62	A	Tulsa			3 0		109	H	Missouri St.			3 0					
9	N	Minnesota			3 2		35	H	Oregon St.			3 2		63	A	TCU			3 0		114	H	Oakland			3 0					
21	A	Oklahoma			0 3		37	H	Iowa St.			3 0		87	H	Texas Tech			3 2		136	H	UC Irvine			3 0					
							38	N	Dayton			3 0									161	N	Denver			3 0					
																					183	H	West Virginia			3 0					
																					203	N	Syracuse			3 0					
																					230	H	Neb. Omaha			3 0					
							LAST 10 GAMES																								
							87	H	Texas Tech			3 2		61	A	Baylor			3 1												
							8	A	Kansas			1 3		183	H	West Virginia			3 0												
							63	A	TCU			3 0		230	H	Neb. Omaha			3 0												
							4	H	Texas			0 3		21	A	Oklahoma			0 3												
							37	H	Iowa St.			3 0		38	N	Dayton			3 0												

Non-Div. I Games:

Kansas St.

Average RPI Win:		91	WON-LOST RECORD		WINNING PCT. RANK		LAST 10 GAMES		STRENGTH OF SCHEDULE		OPP. STRENGTH OF SCHEDULE		TEAM RPI		ADJ RPI		CONF. RPI		ADJ CONF. RPI				
DIV. I ONLY			18- 2		.9		5		10- 0		49		17		14		.68305		13				
DIV. I NON-CONF.			8- 1		.88889		22		0- 0		76		13		23		.65526		18				
TOTALS		RPI 1-25		RPI 26-50		W-L RECORDS		RPI 51-100		RPI 101-150		RPI 150+											
18- 2		3- 1		4- 1		OVERALL		4- 0		3- 0		4- 0											
6- 0		1- 0		1- 0		HOME		2- 0		0- 0		2- 0											
9- 1		1- 1		2- 0		AWAY		1- 0		3- 0		2- 0											
3- 1		1- 0		1- 1		NEUTRAL		1- 0		0- 0		0- 0											
8- 1		2- 0		1- 1		NON-CONFERENCE		2- 0		0- 0		3- 0											
2- 0		0- 0		0- 0		HOME		1- 0		0- 0		1- 0											
3- 0		1- 0		0- 0		AWAY		0- 0		0- 0		2- 0											
3- 1		1- 0		1- 1		NEUTRAL		1- 0		0- 0		0- 0											
10- 1		1- 1		3- 0		CONFERENCE		2- 0		3- 0		1- 0											
4- 0		1- 0		1- 0		HOME		1- 0		0- 0		1- 0											
6- 1		0- 1		2- 0		AWAY		1- 0		3- 0		0- 0											
0- 0		0- 0		0- 0		NEUTRAL		0- 0		0- 0		0- 0											
RPI	S	Opponent		Score		RPI	S	Opponent		Score		RPI	S	Opponent		Score							
16	A	Tennessee		3	0	28	H	North Carolina St.		3	0	51	H	Georgia		3	1	101	A	Boston College			
17	A	Miami (FL)		1	3	29	N	Pepperdine		0	3	67	A	Clemson		3	0	104	A	Maryland			
22	N	Ohio St.		3	1	37	N	Iowa St.		3	2	68	H	Duke		3	1	142	A	Virginia			
24	H	North Carolina		3	0	49	A	Georgia Tech		3	2	94	N	Cincinnati		3	0	152	H	Wake Forest			
						50	A	Virginia Tech		3	2							178	H	FIU		3	0
																		223	A	Houston		3	0
																		231	A	Florida A&M		3	0
						LAST 10 GAMES																	
						67	A	Clemson		3	0	24	H	North Carolina		3	0						
						49	A	Georgia Tech		3	2	68	H	Duke		3	1						
						104	A	Maryland		3	1	152	H	Wake Forest		3	1						
						101	A	Boston College		3	0	142	A	Virginia		3	1						
						28	H	North Carolina St.		3	0	50	A	Virginia Tech		3	2						

Non-Div. I Games:

Florida St.

Average RPI Win:	99	WON-LOST RECORD	WINNING PCT. RANK	LAST 10 GAMES	STRENGTH OF SCHEDULE	OPP. STRENGTH OF SCHEDULE	TEAM RPI	ADJ RPI	CONF. RPI	ADJ CONF. RPI		
Average RPI Loss:	6											
DIV. I ONLY		19- 3	.86364	15	7- 3	31	21	15	.67945	14	1	1
DIV. I NON-CONF.		12- 0	1	1	0- 0	103	49	15	.6629	15	1	1
<hr/>												
TOTALS	RPI 1-25	RPI 26-50		W-L RECORDS		RPI 51-100		RPI 101-150		RPI 150+		
19- 3	2- 3	6- 0		OVERALL		3- 0		4- 0		4- 0		
11- 1	2- 1	4- 0		HOME		2- 0		1- 0		2- 0		
4- 2	0- 2	2- 0		AWAY		1- 0		1- 0		0- 0		
4- 0	0- 0	0- 0		NEUTRAL		0- 0		2- 0		2- 0		
12- 0	1- 0	3- 0		NON-CONFERENCE		1- 0		3- 0		4- 0		
6- 0	1- 0	2- 0		HOME		0- 0		1- 0		2- 0		
2- 0	0- 0	1- 0		AWAY		1- 0		0- 0		0- 0		
4- 0	0- 0	0- 0		NEUTRAL		0- 0		2- 0		2- 0		
7- 3	1- 3	3- 0		CONFERENCE		2- 0		1- 0		0- 0		
5- 1	1- 1	2- 0		HOME		2- 0		0- 0		0- 0		
2- 2	0- 2	1- 0		AWAY		0- 0		1- 0		0- 0		
0- 0	0- 0	0- 0		NEUTRAL		0- 0		0- 0		0- 0		
RPI	S	Opponent	Score	RPI	S	Opponent	Score	RPI	S	Opponent	Score	
1	A	Stanford	0 3	27	A	Texas A&M	3 1	63	A	TCU	3 0	
5	H	UCLA	3 1	40	H	Notre Dame	3 0	72	H	Utah	3 0	
6	H	Oregon	0 3	41	A	California	3 0	81	H	Colorado	3 0	
11	A	Washington	0 3	45	H	Arizona	3 0			Boston College	3 1	
19	H	San Diego	3 2	46	H	UNI	3 0			Washington St.	3 0	
				47	H	Arizona St.	3 1			North Dakota	3 0	
										Texas St.	3 0	
										Mississippi St.	3 0	
										Cal Poly	3 0	
										Lehigh	3 0	
										Prairie View	3 0	
				LAST 10 GAMES								
				81	H	Colorado	3 0	45	H	Arizona	3 0	
				72	H	Utah	3 0	125	A	Washington St.	3 0	
				41	A	California	3 0	11	A	Washington	0 3	
				1	A	Stanford	0 3	6	H	Oregon	0 3	
				47	H	Arizona St.	3 1	5	H	UCLA	3 1	

Non-Div. I Games:

Southern California

Average RPI Win:	70	WON-LOST	WINNING	LAST 10	STRENGTH OF	OPP. STRENGTH	TEAM	ADJ	CONF.	ADJ CONF.							
Average RPI Loss:	24	RECORD	PCT. RANK	GAMES	SCHEDULE	OF SCHEDULE	RPI	RPI	RPI	RPI							
DIV. I ONLY		14- 5	.73684	44	7- 3	13	12	16	.67312	16	4	4					
DIV. I NON-CONF.		7- 2	.77778	55	0- 0	19	6	13	.66746	12	4	4					

TOTALS		RPI 1-25		RPI 26-50		W-L RECORDS		RPI 51-100		RPI 101-150		RPI 150+					
14- 5		1- 4		5- 1		OVERALL		4- 0		4- 0		0- 0					
5- 2		0- 2		2- 0		HOME		3- 0		0- 0		0- 0					
6- 2		1- 1		2- 1		AWAY		1- 0		2- 0		0- 0					
3- 1		0- 1		1- 0		NEUTRAL		0- 0		2- 0		0- 0					
7- 2		0- 2		3- 0		NON-CONFERENCE		1- 0		3- 0		0- 0					
2- 1		0- 1		1- 0		HOME		1- 0		0- 0		0- 0					
2- 0		0- 0		1- 0		AWAY		0- 0		1- 0		0- 0					
3- 1		0- 1		1- 0		NEUTRAL		0- 0		2- 0		0- 0					
7- 3		1- 2		2- 1		CONFERENCE		3- 0		1- 0		0- 0					
3- 1		0- 1		1- 0		HOME		2- 0		0- 0		0- 0					
4- 2		1- 1		1- 1		AWAY		1- 0		1- 0		0- 0					
0- 0		0- 0		0- 0		NEUTRAL		0- 0		0- 0		0- 0					
RPI	S	Opponent		Score		RPI	S	Opponent		Score		RPI	S	Opponent		Score	
13	H	Florida St.		0	3	27	A	Texas A&M		3	0	51	H	Georgia		3	2
15	N	BYU		1	3	36	A	Wichita St.		3	2	70	A	LSU		3	2
20	A	Kentucky		0	3	37	H	Iowa St.		3	2	82	H	South Carolina		3	1
25	A	Arkansas		3	0	39	N	Colorado St.		3	2	94	H	Cincinnati		3	1
25	H	Arkansas		1	3	48	A	Missouri		2	3						
						48	H	Missouri		3	2						

LAST 10 GAMES																	
						27	A	Texas A&M		3	0	20	A	Kentucky		0	3
						25	A	Arkansas		3	0	82	H	South Carolina		3	1
						70	A	LSU		3	2	25	H	Arkansas		1	3
						51	H	Georgia		3	2	113	A	Alabama		3	1
						48	H	Missouri		3	2	48	A	Missouri		2	3

Non-Div. I Games:

Tennessee

Average RPI Win:	98	WON-LOST	WINNING	LAST 10		STRENGTH OF	OPP. STRENGTH	TEAM	ADJ	CONF.	ADJ CONF.				
Average RPI Loss:	52	RECORD	PCT. RANK	GAMES		SCHEDULE	OF SCHEDULE	RPI	RPI	RPI	RPI				
DIV. I ONLY		18- 3	.85714	18	9- 1	35	33	17	.66942	17	6	6			
DIV. I NON-CONF.		8- 2	.8	47	0- 0	57	41	33	.63305	33	6	6			
<hr/>															
TOTALS	RPI 1-25	RPI 26-50			W-L RECORDS	RPI 51-100			RPI 101-150			RPI 150+			
18- 3	2- 1	3- 1			OVERALL	4- 1			5- 0			4- 0			
9- 0	2- 0	1- 0			HOME	2- 0			2- 0			2- 0			
5- 3	0- 1	1- 1			AWAY	1- 1			3- 0			0- 0			
4- 0	0- 0	1- 0			NEUTRAL	1- 0			0- 0			2- 0			
<hr/>															
8- 2	0- 1	1- 0			NON-CONFERENCE	2- 1			2- 0			3- 0			
4- 0	0- 0	0- 0			HOME	1- 0			2- 0			1- 0			
0- 2	0- 1	0- 0			AWAY	0- 1			0- 0			0- 0			
4- 0	0- 0	1- 0			NEUTRAL	1- 0			0- 0			2- 0			
<hr/>															
10- 1	2- 0	2- 1			CONFERENCE	2- 0			3- 0			1- 0			
5- 0	2- 0	1- 0			HOME	1- 0			0- 0			1- 0			
5- 1	0- 0	1- 1			AWAY	1- 0			3- 0			0- 0			
0- 0	0- 0	0- 0			NEUTRAL	0- 0			0- 0			0- 0			
<hr/>															
RPI S	Opponent	Score		RPI S	Opponent	Score		RPI S	Opponent	Score		RPI S	Opponent	Score	
7 A	Louisville	1	3	28 H	North Carolina St.	3	1	67 A	Clemson	3	2	101 A	Boston College	3	2
13 H	Florida St.	3	1	35 N	Oregon St.	3	1	68 H	Duke	3	1	104 A	Maryland	3	0
24 H	North Carolina	3	1	49 A	Georgia Tech	3	0	76 N	UNLV	3	1	110 H	Rutgers	3	0
				50 A	Virginia Tech	0	3	78 H	Ole Miss	3	2	115 H	Samford	3	1
								99 A	Illinois St.	1	3	142 A	Virginia	3	0
												152 H	Wake Forest	3	0
												182 N	Middle Tenn.	3	1
												206 H	Wofford	3	0
												213 N	Presbyterian	3	0
<hr/>															
				LAST 10 GAMES											
				49 A Georgia Tech				3	0	28 H North Carolina St.				3	1
				67 A Clemson				3	2	152 H Wake Forest				3	0
				101 A Boston College				3	2	68 H Duke				3	1
				104 A Maryland				3	0	50 A Virginia Tech				0	3
				24 H North Carolina				3	1	142 A Virginia				3	0

Non-Div. I Games:

Miami (FL)

[illegible]

Non-Div. I Games:

Hawaii

Average RPI Win:		83	WON-LOST		WINNING		LAST 10		STRENGTH OF		OPP. STRENGTH		TEAM		ADJ		CONF.		ADJ CONF.					
Average RPI Loss:		16	RECORD		PCT. RANK		GAMES		SCHEDULE		OF SCHEDULE		RPI		RPI		RPI		RPI					
DIV. I ONLY			17- 3		.85		22		9- 1		61		9		19		.6588		19		5		5	
DIV. I NON-CONF.			8- 2		.8		47		0- 0		65		7		30		.63776		31		5		5	
TOTALS		RPI 1-25		RPI 26-50		W-L RECORDS		RPI 51-100		RPI 101-150		RPI 150+												
17- 3		0- 2		4- 1		OVERALL		9- 0		1- 0		3- 0												
8- 0		0- 0		1- 0		HOME		5- 0		1- 0		1- 0												
5- 3		0- 2		2- 1		AWAY		3- 0		0- 0		0- 0												
4- 0		0- 0		1- 0		NEUTRAL		1- 0		0- 0		2- 0												
8- 2		0- 2		1- 0		NON-CONFERENCE		5- 0		0- 0		2- 0												
3- 0		0- 0		0- 0		HOME		3- 0		0- 0		0- 0												
1- 2		0- 2		0- 0		AWAY		1- 0		0- 0		0- 0												
4- 0		0- 0		1- 0		NEUTRAL		1- 0		0- 0		2- 0												
9- 1		0- 0		3- 1		CONFERENCE		4- 0		1- 0		1- 0												
5- 0		0- 0		1- 0		HOME		2- 0		1- 0		1- 0												
4- 1		0- 0		2- 1		AWAY		2- 0		0- 0		0- 0												
0- 0		0- 0		0- 0		NEUTRAL		0- 0		0- 0		0- 0												
RPI	S	Opponent		Score		RPI	S	Opponent		Score		RPI	S	Opponent		Score		RPI	S	Opponent		Score		
4	A	Texas		0	3	29	A	Pepperdine		3	1	53	A	Loyola Marymount		3	1	132	H	Portland		3	1	
14	A	Southern California		2	3	31	A	St. Mary's (CA)		2	3	53	H	Loyola Marymount		3	0	160	H	Gonzaga		3	1	
						31	H	St. Mary's (CA)		3	1	55	A	San Francisco		3	2	194	N	Cal Poly		3	0	
						40	N	Notre Dame		3	2	55	H	San Francisco		3	1	194	N	Cal Poly		3	0	
						43	A	Santa Clara		3	1	66	H	Fresno St.		3	0							
												70	N	LSU		3	0							
												73	A	Long Beach St.		3	0							
												80	H	UC Santa Barbara		3	1							
												90	H	Yale		3	0							
						LAST 10 GAMES																		
						31	A	St. Mary's (CA)		2	3	31	H	St. Mary's (CA)		3	1							
						55	A	San Francisco		3	2	132	H	Portland		3	1							
						53	H	Loyola Marymount		3	0	53	A	Loyola Marymount		3	1							
						160	H	Gonzaga		3	1	43	A	Santa Clara		3	1							
						29	A	Pepperdine		3	1	55	H	San Francisco		3	1							

Non-Div. I Games:

San Diego

Average RPI Win:	84	WON-LOST RECORD	WINNING PCT. RANK	LAST 10 GAMES	STRENGTH OF SCHEDULE	OPP. STRENGTH OF SCHEDULE	TEAM RPI	ADJ RPI	CONF. RPI	ADJ CONF. RPI		
DIV. I ONLY		13- 8	.61905	101	7- 3	4	6	20	.65554	20	4	4
DIV. I NON-CONF.		6- 4	.6	120	0- 0	3	14	18	.65625	17	4	4
<hr/>												
TOTALS	RPI 1-25	RPI 26-50		W-L RECORDS		RPI 51-100		RPI 101-150		RPI 150+		
13- 8	2- 7	2- 0		OVERALL		6- 1		1- 0		2- 0		
8- 2	2- 2	1- 0		HOME		3- 0		1- 0		1- 0		
3- 4	0- 3	1- 0		AWAY		2- 1		0- 0		0- 0		
2- 2	0- 2	0- 0		NEUTRAL		1- 0		0- 0		1- 0		
6- 4	1- 4	0- 0		NON-CONFERENCE		3- 0		1- 0		1- 0		
3- 0	1- 0	0- 0		HOME		1- 0		1- 0		0- 0		
1- 2	0- 2	0- 0		AWAY		1- 0		0- 0		0- 0		
2- 2	0- 2	0- 0		NEUTRAL		1- 0		0- 0		1- 0		
7- 4	1- 3	2- 0		CONFERENCE		3- 1		0- 0		1- 0		
5- 2	1- 2	1- 0		HOME		2- 0		0- 0		1- 0		
2- 2	0- 1	1- 0		AWAY		1- 1		0- 0		0- 0		
0- 0	0- 0	0- 0		NEUTRAL		0- 0		0- 0		0- 0		
RPI	S	Opponent	Score	RPI	S	Opponent	Score	RPI	S	Opponent	Score	
3	A	Nebraska	1 3	27	A	Texas A&M	3 2	58	A	Ohio	3 1	
6	N	Oregon	0 3	27	H	Texas A&M	3 0	65	H	Auburn	3 1	
7	A	Louisville	1 3					70	A	LSU	2 3	
10	A	Florida	2 3					70	H	LSU	3 0	
10	H	Florida	0 3					73	H	Long Beach St.	3 1	
16	H	Tennessee	3 0					78	A	Ole Miss	3 0	
21	N	Oklahoma	1 3					100	N	Duquesne	3 0	
24	H	North Carolina	3 0									
25	H	Arkansas	0 3									
<hr/>												
LAST 10 GAMES												
		70	H	LSU	3	0	78	A	Ole Miss	3	0	
		25	H	Arkansas	0	3	65	H	Auburn	3	1	
		27	H	Texas A&M	3	0	16	H	Tennessee	3	0	
		173	H	Mississippi St.	3	0	27	A	Texas A&M	3	2	
		10	A	Florida	2	3	70	A	LSU	2	3	

Non-Div. I Games:

Kentucky

Average RPI Win: 112		WON-LOST	WINNING	LAST 10	STRENGTH OF		OPP. STRENGTH	TEAM	ADJ	CONF.	ADJ CONF.
Average RPI Loss: 12		RECORD	PCT. RANK	GAMES	SCHEDULE		OF SCHEDULE	RPI	RPI	RPI	RPI
DIV. I ONLY		15- 7	.68182	63	12		30	22	.64985	22	2
DIV. I NON-CONF.		9- 3	.75	60	22		70	28	.64017	28	2
TOTALS		RPI 1-25	RPI 26-50		W-L RECORDS		RPI 51-100		RPI 101-150		RPI 150+
15- 7		0- 6	5- 1		OVERALL		2- 0		4- 0		4- 0
4- 4		0- 4	0- 0		HOME		0- 0		2- 0		2- 0
7- 1		0- 1	4- 0		AWAY		1- 0		1- 0		1- 0
4- 2		0- 1	1- 1		NEUTRAL		1- 0		1- 0		1- 0
9- 3		0- 2	2- 1		NON-CONFERENCE		1- 0		2- 0		4- 0
2- 1		0- 1	0- 0		HOME		0- 0		0- 0		2- 0
3- 0		0- 0	1- 0		AWAY		0- 0		1- 0		1- 0
4- 2		0- 1	1- 1		NEUTRAL		1- 0		1- 0		1- 0
6- 4		0- 4	3- 0		CONFERENCE		1- 0		2- 0		0- 0
2- 3		0- 3	0- 0		HOME		0- 0		2- 0		0- 0
4- 1		0- 1	3- 0		AWAY		1- 0		0- 0		0- 0
0- 0		0- 0	0- 0		NEUTRAL		0- 0		0- 0		0- 0
RPI S	Opponent	Score	RPI S	Opponent	Score	RPI S	Opponent	Score	RPI S	Opponent	Score
2 H	Penn St.	0 3	29 N	Pepperdine	0 3	52 A	Wisconsin	3 1	103 H	Indiana	3 1
3 H	Nebraska	1 3	30 A	Western Ky.	3 1	93 N	Seton Hall	3 0	104 A	Maryland	3 2
6 H	Oregon	2 3	32 A	Illinois	3 2				112 H	Iowa	3 0
9 A	Minnesota	0 3	38 N	Dayton	3 2				119 N	IUPUI	3 1
13 N	Florida St.	1 3	42 A	Northwestern	3 0				195 H	Toledo	3 0
23 H	Purdue	1 3	44 A	Michigan St.	3 1				223 A	Houston	3 1
									223 H	Houston	3 0
									269 N	Binghamton	3 0
LAST 10 GAMES											
44 A	Michigan St.	3 1	32 A	Illinois	3 2						
2 H	Penn St.	0 3	52 A	Wisconsin	3 1						
23 H	Purdue	1 3	9 A	Minnesota	0 3						
103 H	Indiana	3 1	3 H	Nebraska	1 3						
42 A	Northwestern	3 0	112 H	Iowa	3 0						

Non-Div. I Games:

Ohio St.

Average RPI Win: 85		WON-LOST	WINNING	LAST 10	STRENGTH OF		OPP. STRENGTH	TEAM	ADJ	CONF.	ADJ CONF.
Average RPI Loss: 35		RECORD	PCT. RANK	GAMES	SCHEDULE		OF SCHEDULE	RPI	RPI	RPI	RPI
DIV. I ONLY		14- 7	.66667	71	5- 5		14	13	24	.64963	23
DIV. I NON-CONF.		9- 2	.81818	39	0- 0		32	33	17	.65405	19
TOTALS		RPI 1-25	RPI 26-50		W-L RECORDS		RPI 51-100		RPI 101-150		RPI 150+
14- 7		1- 5	5- 0		OVERALL		4- 0		2- 2		2- 0
8- 2		0- 1	3- 0		HOME		1- 0		2- 1		2- 0
5- 3		1- 2	2- 0		AWAY		2- 0		0- 1		0- 0
1- 2		0- 2	0- 0		NEUTRAL		1- 0		0- 0		0- 0
9- 2		0- 2	1- 0		NON-CONFERENCE		4- 0		2- 0		2- 0
6- 0		0- 0	1- 0		HOME		1- 0		2- 0		2- 0
2- 0		0- 0	0- 0		AWAY		2- 0		0- 0		0- 0
1- 2		0- 2	0- 0		NEUTRAL		1- 0		0- 0		0- 0
5- 5		1- 3	4- 0		CONFERENCE		0- 0		0- 2		0- 0
2- 2		0- 1	2- 0		HOME		0- 0		0- 1		0- 0
3- 3		1- 2	2- 0		AWAY		0- 0		0- 1		0- 0
0- 0		0- 0	0- 0		NEUTRAL		0- 0		0- 0		0- 0
RPI S	Opponent	Score	RPI S	Opponent	Score	RPI S	Opponent	Score	RPI S	Opponent	Score
2 A	Penn St.	0 3	26 A	Michigan	3 2	57 H	Bowling Green	3 0	103 A	Indiana	1 3
3 H	Nebraska	0 3	32 H	Illinois	3 2	70 N	LSU	3 0	112 H	Iowa	0 3
7 N	Louisville	0 3	42 H	Northwestern	3 1	94 A	Cincinnati	3 1	122 H	Pittsburgh	3 0
9 A	Minnesota	1 3	44 A	Michigan St.	3 2	96 A	Rice	3 2	146 H	George Washington	3 0
11 N	Washington	0 3	46 H	UNI	3 0				174 H	UAB	3 0
22 A	Ohio St.	3 1							216 H	Jacksonville St.	3 1
LAST 10 GAMES											
9 A	Minnesota	1 3	3 H	Nebraska	0 3						
103 A	Indiana	1 3	32 H	Illinois	3 2						
22 A	Ohio St.	3 1	42 H	Northwestern	3 1						
2 A	Penn St.	0 3	26 A	Michigan	3 2						
112 H	Iowa	0 3	44 A	Michigan St.	3 2						

Non-Div. I Games:

Purdue

Average RPI Win:	93	WON-LOST	WINNING	LAST 10	STRENGTH OF	OPP. STRENGTH	TEAM	ADJ	CONF.	ADJ CONF.		
Average RPI Loss:	20	RECORD	PCT. RANK	GAMES	SCHEDULE	OF SCHEDULE	RPI	RPI	RPI	RPI		
DIV. I ONLY		17- 4	.80952	27	8- 2	54	18	23	.64795	24	6	6
DIV. I NON-CONF.		9- 1	.9	20	0- 0	89	15	24	.64863	23	6	6
<hr/>												
TOTALS	RPI 1-25	RPI 26-50		W-L RECORDS		RPI 51-100		RPI 101-150		RPI 150+		
17- 4	0- 3	3- 1		OVERALL		7- 0		5- 0		2- 0		
10- 0	0- 0	1- 0		HOME		5- 0		2- 0		2- 0		
3- 4	0- 3	1- 1		AWAY		0- 0		2- 0		0- 0		
4- 0	0- 0	1- 0		NEUTRAL		2- 0		1- 0		0- 0		
<hr/>												
9- 1	0- 1	1- 0		NON-CONFERENCE		5- 0		2- 0		1- 0		
4- 0	0- 0	0- 0		HOME		3- 0		0- 0		1- 0		
1- 1	0- 1	0- 0		AWAY		0- 0		1- 0		0- 0		
4- 0	0- 0	1- 0		NEUTRAL		2- 0		1- 0		0- 0		
<hr/>												
8- 3	0- 2	2- 1		CONFERENCE		2- 0		3- 0		1- 0		
6- 0	0- 0	1- 0		HOME		2- 0		2- 0		1- 0		
2- 3	0- 2	1- 1		AWAY		0- 0		1- 0		0- 0		
0- 0	0- 0	0- 0		NEUTRAL		0- 0		0- 0		0- 0		
<hr/>												
RPI S	Opponent	Score	RPI S	Opponent	Score	RPI S	Opponent	Score	RPI S	Opponent	Score	
13 A	Florida St.	0 3	28 A	North Carolina St.	1 3	58 H	Ohio	3 2	101 H	Boston College	3 0	
17 A	Miami (FL)	1 3	43 N	Santa Clara	3 2	67 H	Clemson	3 1	104 H	Maryland	3 1	
20 A	Kentucky	0 3	49 H	Georgia Tech	3 0	68 H	Duke	3 2	126 N	Lipscomb	3 0	
			50 A	Virginia Tech	3 0	70 H	LSU	3 0	135 A	UC Davis	3 0	
						72 N	Utah	3 0	142 A	Virginia	3 2	
						73 N	Long Beach St.	3 2	152 H	Wake Forest	3 0	
						89 H	Western Mich.	3 1	182 H	Middle Tenn.	3 0	
<hr/>												
LAST 10 GAMES												
101 H Boston College						3	0	13 A Florida St.	0	3		
104 H Maryland						3	1	49 H Georgia Tech	3	0		
50 A Virginia Tech						3	0	67 H Clemson	3	1		
142 A Virginia						3	2	68 H Duke	3	2		
17 A Miami (FL)						1	3	152 H Wake Forest	3	0		

Non-Div. I Games:

North Carolina

Average RPI Win:		116	WON-LOST RECORD		WINNING PCT. RANK		LAST 10 GAMES		STRENGTH OF SCHEDULE		OPP. STRENGTH OF SCHEDULE		TEAM RPI	ADJ RPI	CONF. RPI	ADJ CONF. RPI	
DIV. I ONLY			16- 6		.72727 45		7- 3		25		27		25	.64467	25	4	4
DIV. I NON-CONF.			9- 2		.81818 39		0- 0		54		79		31	.63533	32	4	4
TOTALS		RPI 1-25		RPI 26-50		W-L RECORDS		RPI 51-100		RPI 101-150		RPI 150+					
16- 6		3- 4		0- 2		OVERALL		5- 0		2- 0		6- 0					
9- 4		1- 3		0- 1		HOME		3- 0		1- 0		4- 0					
5- 2		2- 1		0- 1		AWAY		2- 0		0- 0		1- 0					
2- 0		0- 0		0- 0		NEUTRAL		0- 0		1- 0		1- 0					
9- 2		1- 1		0- 1		NON-CONFERENCE		1- 0		2- 0		5- 0					
7- 1		1- 1		0- 0		HOME		1- 0		1- 0		4- 0					
0- 1		0- 0		0- 1		AWAY		0- 0		0- 0		0- 0					
2- 0		0- 0		0- 0		NEUTRAL		0- 0		1- 0		1- 0					
7- 4		2- 3		0- 1		CONFERENCE		4- 0		0- 0		1- 0					
2- 3		0- 2		0- 1		HOME		2- 0		0- 0		0- 0					
5- 1		2- 1		0- 0		AWAY		2- 0		0- 0		1- 0					
0- 0		0- 0		0- 0		NEUTRAL		0- 0		0- 0		0- 0					
RPI	S	Opponent		Score		RPI	S	Opponent		Score		RPI	S	Opponent		Score	
8	H	Kansas		3	1	26	A	Michigan		2	3	51	A	Georgia		3	0
10	A	Florida		0	3	27	H	Texas A&M		2	3	62	H	Tulsa		3	0
10	H	Florida		2	3							65	H	Auburn		3	0
16	A	Tennessee		3	1							70	H	LSU		3	1
16	H	Tennessee		0	3							78	A	Ole Miss		3	1
20	A	Kentucky		3	0												
21	H	Oklahoma		1	3												
								</									

Non-Div. I Games:

Arkansas

Average RPI Win: 110		WON-LOST RECORD	WINNING PCT. RANK	LAST 10 GAMES	STRENGTH OF SCHEDULE	OPP. STRENGTH OF SCHEDULE	TEAM RPI	ADJ RPI	CONF. RPI	ADJ CONF. RPI										
Average RPI Loss: 25																				
DIV. I ONLY		16- 8	.66667	71	4- 6	18	32	27	.64177	26	2	2								
DIV. I NON-CONF.		12- 2	.85714	29	0- 0	40	66	16	.66355	14	2	2								
<hr/>																				
TOTALS		RPI 1-25		RPI 26-50		W-L RECORDS		RPI 51-100		RPI 101-150		RPI 150+								
16- 8		1- 4		5- 3		OVERALL		1- 1		4- 0		5- 0								
8- 4		1- 2		2- 2		HOME		1- 0		3- 0		1- 0								
2- 4		0- 2		1- 1		AWAY		0- 1		1- 0		0- 0								
6- 0		0- 0		2- 0		NEUTRAL		0- 0		0- 0		4- 0								
12- 2		1- 0		3- 2		NON-CONFERENCE		1- 0		2- 0		5- 0								
5- 1		1- 0		0- 1		HOME		1- 0		2- 0		1- 0								
1- 1		0- 0		1- 1		AWAY		0- 0		0- 0		0- 0								
6- 0		0- 0		2- 0		NEUTRAL		0- 0		0- 0		4- 0								
4- 6		0- 4		2- 1		CONFERENCE		0- 1		2- 0		0- 0								
3- 3		0- 2		2- 1		HOME		0- 0		1- 0		0- 0								
1- 3		0- 2		0- 0		AWAY		0- 1		1- 0		0- 0								
0- 0		0- 0		0- 0		NEUTRAL		0- 0		0- 0		0- 0								
RPI	S	Opponent		Score		RPI	S	Opponent		Score		RPI	S	Opponent		Score				
2	H	Penn St.		2	3	30	H	Western Ky.		2	3	52	A	Wisconsin		0	3			
3	A	Nebraska		1	3	32	H	Illinois		3	0	68	H	Duke		3	2			
9	A	Minnesota		1	3	33	A	Marquette		1	3					103	H	Indiana	3	1
23	H	Purdue		2	3	42	H	Northwestern		3	0					106	H	Eastern Mich.	3	0
25	H	Arkansas		3	2	44	H	Michigan St.		0	3					112	A	Iowa	3	0
						46	N	UNI		3	1					117	H	Central Mich.	3	0
						48	A	Missouri		3	0					152	N	Wake Forest	3	0
						50	N	Virginia Tech		3	2					181	N	North Florida	3	1
																190	N	Nicholls St.	3	0
																239	H	UMBC	3	0
																251	N	Eastern Ill.	3	0
<hr/>																				
LAST 10 GAMES																				
2	H	Penn St.		2	3	9	A	Minnesota		1	3									
44	H	Michigan St.		0	3	3	A	Nebraska		1	3									
42	H	Northwestern		3	0	112	A	Iowa		3	0									
32	H	Illinois		3	0	23	H	Purdue		2	3									
52	A	Wisconsin		0	3	103	H	Indiana		3	1									

Non-Div. I Games:

Michigan

Average RPI Win:	124	WON-LOST RECORD	WINNING PCT. RANK	LAST 10 GAMES	STRENGTH OF SCHEDULE	OPP. STRENGTH OF SCHEDULE	TEAM RPI	ADJ RPI	CONF. RPI	ADJ CONF. RPI						
DIV. I ONLY		15- 5	.75	39	6- 4	24	54	26	.63762	27	4	4				
DIV. I NON-CONF.		8- 1	.88889	22	0- 0	46	175	20	.6449	26	4	4				
<hr/>																
TOTALS	RPI 1-25	RPI 26-50		W-L RECORDS		RPI 51-100		RPI 101-150		RPI 150+						
15- 5	1- 5	1- 0		OVERALL		5- 0		3- 0		5- 0						
6- 4	0- 4	0- 0		HOME		3- 0		2- 0		1- 0						
5- 1	1- 1	1- 0		AWAY		1- 0		1- 0		1- 0						
4- 0	0- 0	0- 0		NEUTRAL		1- 0		0- 0		3- 0						
<hr/>																
8- 1	0- 1	0- 0		NON-CONFERENCE		2- 0		2- 0		4- 0						
2- 1	0- 1	0- 0		HOME		0- 0		2- 0		0- 0						
2- 0	0- 0	0- 0		AWAY		1- 0		0- 0		1- 0						
4- 0	0- 0	0- 0		NEUTRAL		1- 0		0- 0		3- 0						
<hr/>																
7- 4	1- 4	1- 0		CONFERENCE		3- 0		1- 0		1- 0						
4- 3	0- 3	0- 0		HOME		3- 0		0- 0		1- 0						
3- 1	1- 1	1- 0		AWAY		0- 0		1- 0		0- 0						
0- 0	0- 0	0- 0		NEUTRAL		0- 0		0- 0		0- 0						
<hr/>																
RPI	S	Opponent	Score		RPI	S	Opponent	Score		RPI	S	Opponent	Score			
10	H	Florida	2	3	48	A	Missouri	3	1	65	H	Auburn	3	1		
14	H	Southern California	1	3						78	H	Ole Miss	3	0		
16	H	Tennessee	0	3						82	H	South Carolina	3	0		
20	A	Kentucky	0	3						90	A	Yale	3	1		
20	H	Kentucky	2	3						95	N	Xavier	3	0		
25	A	Arkansas	3	2								113	A	Alabama	3	0
												139	H	North Dakota	3	0
												144	H	Texas St.	3	0
												158	A	Delaware	3	0
												173	H	Mississippi St.	3	0
												188	N	Columbia	3	0
												198	N	American	3	0
												259	N	Stony Brook	3	0
<hr/>																
LAST 10 GAMES																
		10 H Florida	2	3			82 H South Carolina	3	0							
		16 H Tennessee	0	3			113 A Alabama	3	0							
		20 A Kentucky	0	3			48 A Missouri	3	1							
		25 A Arkansas	3	2			20 H Kentucky	2	3							
		173 H Mississippi St.	3	0			65 H Auburn	3	1							

Non-Div. I Games:

Texas A&M

Average RPI Win:	135	WON-LOST RECORD	WINNING PCT. RANK	LAST 10 GAMES	STRENGTH OF SCHEDULE	OPP. STRENGTH OF SCHEDULE	TEAM RPI	ADJ RPI	CONF. RPI	ADJ CONF. RPI				
DIV. I ONLY		19- 3	.86364	15	8- 2	89	55	28	.63192	28	6	6		
DIV. I NON-CONF.		10- 1	.90909	17	0- 0	180	125	45	.59449	49	6	6		
<hr/>														
TOTALS	RPI 1-25	RPI 26-50		W-L RECORDS		RPI 51-100		RPI 101-150		RPI 150+				
19- 3	1- 2	2- 0		OVERALL		4- 1		5- 0		7- 0				
14- 1	1- 0	1- 0		HOME		3- 1		4- 0		5- 0				
3- 2	0- 2	1- 0		AWAY		1- 0		1- 0		0- 0				
2- 0	0- 0	0- 0		NEUTRAL		0- 0		0- 0		2- 0				
<hr/>														
10- 1	0- 0	0- 0		NON-CONFERENCE		2- 1		2- 0		6- 0				
7- 1	0- 0	0- 0		HOME		1- 1		2- 0		4- 0				
1- 0	0- 0	0- 0		AWAY		1- 0		0- 0		0- 0				
2- 0	0- 0	0- 0		NEUTRAL		0- 0		0- 0		2- 0				
<hr/>														
9- 2	1- 2	2- 0		CONFERENCE		2- 0		3- 0		1- 0				
7- 0	1- 0	1- 0		HOME		2- 0		2- 0		1- 0				
2- 2	0- 2	1- 0		AWAY		0- 0		1- 0		0- 0				
0- 0	0- 0	0- 0		NEUTRAL		0- 0		0- 0		0- 0				
<hr/>														
RPI S	Opponent	Score	RPI S	Opponent	Score	RPI S	Opponent	Score	RPI S	Opponent	Score			
13 A	Florida St.	0 3	49 H	Georgia Tech	3 2	58 H	Ohio	3 0	101 H	Boston College	3 0			
17 A	Miami (FL)	1 3	50 A	Virginia Tech	3 1	60 H	VCU	2 3	104 H	Maryland	3 0			
24 H	North Carolina	3 1				67 H	Clemson	3 1	108 H	South Fla.	3 1			
						68 H	Duke	3 1	117 H	Central Mich.	3 1			
						86 A	Col. of Charleston	3 1	142 A	Virginia	3 1			
									152 H	Wake Forest	3 0			
									191 H	Kent St.	3 0			
									192 N	Sacramento St.	3 0			
									243 H	UNC Wilmington	3 2			
									248 N	Jacksonville	3 0			
									250 H	Western Caro.	3 0			
									308 H	Campbell	3 0			
<hr/>														
LAST 10 GAMES														
104 H Maryland						3	0	17 A Miami (FL)					1	3
101 H Boston College						3	0	67 H Clemson					3	1
142 A Virginia						3	1	49 H Georgia Tech					3	2
50 A Virginia Tech						3	1	68 H Duke					3	1
13 A Florida St.						0	3	152 H Wake Forest					3	0

Non-Div. I Games:

North Carolina St.

Average RPI Win:	108	WON-LOST RECORD	WINNING PCT. RANK	LAST 10 GAMES	STRENGTH OF SCHEDULE	OPP. STRENGTH OF SCHEDULE	TEAM RPI	ADJ RPI	CONF. RPI	ADJ CONF. RPI					
DIV. I ONLY		16- 7	.69565	55	7- 3	41	19	34	.63091	29	5	5			
DIV. I NON-CONF.		11- 3	.78571	51	2- 0	48	20	26	.65241	20	5	5			
<hr/>															
TOTALS	RPI 1-25	RPI 26-50		W-L RECORDS		RPI 51-100		RPI 101-150		RPI 150+					
16- 7	2- 3	3- 4		OVERALL		3- 0		4- 0		4- 0					
6- 1	0- 1	2- 0		HOME		1- 0		2- 0		1- 0					
4- 6	0- 2	0- 4		AWAY		1- 0		1- 0		2- 0					
6- 0	2- 0	1- 0		NEUTRAL		1- 0		1- 0		1- 0					
<hr/>															
11- 3	2- 1	2- 2		NON-CONFERENCE		2- 0		2- 0		3- 0					
3- 0	0- 0	1- 0		HOME		0- 0		1- 0		1- 0					
2- 3	0- 1	0- 2		AWAY		1- 0		0- 0		1- 0					
6- 0	2- 0	1- 0		NEUTRAL		1- 0		1- 0		1- 0					
<hr/>															
5- 4	0- 2	1- 2		CONFERENCE		1- 0		2- 0		1- 0					
3- 1	0- 1	1- 0		HOME		1- 0		1- 0		0- 0					
2- 3	0- 1	0- 2		AWAY		0- 0		1- 0		1- 0					
0- 0	0- 0	0- 0		NEUTRAL		0- 0		0- 0		0- 0					
<hr/>															
RPI S	Opponent	Score		RPI S	Opponent	Score		RPI S	Opponent	Score		RPI S	Opponent	Score	
5 A	UCLA	0	3	31 A	St. Mary's (CA)	2	3	55 H	San Francisco	3	1	116 N	New Mexico St.	3	1
13 N	Florida St.	3	0	32 N	Illinois	3	0	58 N	Ohio	3	0	132 A	Portland	3	0
15 A	BYU	0	3	38 A	Dayton	1	3	80 A	UC Santa Barbara	3	1	132 H	Portland	3	1
19 H	San Diego	1	3	39 A	Colorado St.	0	3					143 H	Cal St. Fullerton	3	0
22 N	Ohio St.	3	0	43 A	Santa Clara	1	3					160 A	Gonzaga	3	0
				43 H	Santa Clara	3	2					178 N	FIU	3	0
				45 H	Arizona	3	2					223 A	Houston	3	0
												290 H	Bucknell	3	0
<hr/>															
LAST 10 GAMES															
160 A Gonzaga				3	0	19 H San Diego				1	3				
132 A Portland				3	0	80 A UC Santa Barbara				3	1				
43 H Santa Clara				3	2	43 A Santa Clara				1	3				
55 H San Francisco				3	1	31 A St. Mary's (CA)				2	3				
290 H Bucknell				3	0	132 H Portland				3	1				

Non-Div. I Games:

Pepperdine

Average RPI Win:		156	WON-LOST RECORD		WINNING PCT. RANK		LAST 10 GAMES		STRENGTH OF SCHEDULE		OPP. STRENGTH OF SCHEDULE		TEAM RPI		ADJ RPI		CONF. RPI		ADJ CONF. RPI								
DIV. I ONLY			24- 3		.88889	11	10- 0		95		86	29	.63082	30	15	15											
DIV. I NON-CONF.			14- 3		.82353	38	0- 0		59		37	29	.63979	29	15	15											
TOTALS		RPI 1-25		RPI 26-50		W-L RECORDS		RPI 51-100		RPI 101-150		RPI 150+															
24- 3		0- 3		2- 0		OVERALL		3- 0		7- 0		12- 0															
11- 1		0- 1		1- 0		HOME		0- 0		4- 0		6- 0															
8- 1		0- 1		1- 0		AWAY		1- 0		2- 0		4- 0															
5- 1		0- 1		0- 0		NEUTRAL		2- 0		1- 0		2- 0															
14- 3		0- 3		2- 0		NON-CONFERENCE		3- 0		4- 0		5- 0															
5- 1		0- 1		1- 0		HOME		0- 0		2- 0		2- 0															
4- 1		0- 1		1- 0		AWAY		1- 0		1- 0		1- 0															
5- 1		0- 1		0- 0		NEUTRAL		2- 0		1- 0		2- 0															
10- 0		0- 0		0- 0		CONFERENCE		0- 0		3- 0		7- 0															
6- 0		0- 0		0- 0		HOME		0- 0		2- 0		4- 0															
4- 0		0- 0		0- 0		AWAY		0- 0		1- 0		3- 0															
0- 0		0- 0		0- 0		NEUTRAL		0- 0		0- 0		0- 0															
RPI	S	Opponent		Score		RPI	S	Opponent		Score		RPI	S	Opponent		Score											
2	N	Penn St.		0	3	26	A	Michigan		3	2	68	N	Duke		3	1	106	N	Eastern Mich.	3	1					
7	A	Louisville		1	3	38	H	Dayton		3	1	85	N	Morehead St.		3	0	111	H	Arkansas St.	3	0					
22	H	Ohio St.		1	3							94	A	Cincinnati		3	1	119	H	IUPUI	3	0					
																		126	H	Lipscomb	3	0					
																		128	A	North Texas	3	0					
																		142	A	Virginia	3	1					
																		150	H	Troy	3	0					
																		158	N	Delaware	3	0					
																		165	H	South Ala.	3	0					
																		175	H	UALR	3	0					
																		178	H	FIU	3	0					
																		182	A	Middle Tenn.	3	0					
																		196	A	La.-Lafayette	3	0					
																		217	A	Belmont	3	0					
																		218	H	Austin Peay	3	0					
																		219	N	Lehigh	3	0					
																		253	A	La.-Monroe	3	0					
																		281	H	Fla. Atlantic	3	0					
																		306	H	Tennessee Tech	3	0					
						LAST 10 GAMES																					
						175 H UALR						3	0	128 A North Texas						3	0						
						111 H Arkansas St.						3	0	182 A Middle Tenn.						3	0						
						281 H Fla. Atlantic						3	0	196 A La.-Lafayette						3	0						
						178 H FIU						3	0	165 H South Ala.						3	0						
						253 A La.-Monroe						3	0	150 H Troy						3	0						

Non-Div. I Games:

Western Ky.

Average RPI Win:	119	WON-LOST RECORD	WINNING PCT. RANK	LAST 10 GAMES	STRENGTH OF SCHEDULE	OPP. STRENGTH OF SCHEDULE	TEAM RPI	ADJ RPI	CONF. RPI	ADJ CONF. RPI	
DIV. I ONLY		11- 9	.55 141	6- 4	5	15	32	.62957 31	5	5	
DIV. I NON-CONF.		5- 6	.45455 187	0- 1	12	12	61	.58733 56	5	5	
<hr/>											
TOTALS	RPI 1-25	RPI 26-50		W-L RECORDS	RPI 51-100		RPI 101-150		RPI 150+		
11- 9	2- 7	1- 1		OVERALL	1- 1		3- 0		4- 0		
5- 2	2- 1	1- 0		HOME	0- 1		1- 0		1- 0		
2- 6	0- 5	0- 1		AWAY	1- 0		0- 0		1- 0		
4- 1	0- 1	0- 0		NEUTRAL	0- 0		2- 0		2- 0		
5- 6	0- 5	0- 1		NON-CONFERENCE	0- 0		2- 0		3- 0		
0- 1	0- 1	0- 0		HOME	0- 0		0- 0		0- 0		
1- 4	0- 3	0- 1		AWAY	0- 0		0- 0		1- 0		
4- 1	0- 1	0- 0		NEUTRAL	0- 0		2- 0		2- 0		
6- 3	2- 2	1- 0		CONFERENCE	1- 1		1- 0		1- 0		
5- 1	2- 0	1- 0		HOME	0- 1		1- 0		1- 0		
1- 2	0- 2	0- 0		AWAY	1- 0		0- 0		0- 0		
0- 0	0- 0	0- 0		NEUTRAL	0- 0		0- 0		0- 0		
RPI S	Opponent	Score	RPI S	Opponent	Score	RPI S	Opponent	Score	RPI S	Opponent	Score
1 H	Stanford	1 3	29 H	Pepperdine	3 2	53 A	Loyola Marymount	3 1	107 N	Utah St.	3 0
1 N	Stanford	0 3	41 A	California	1 3	53 H	Loyola Marymount	0 3	129 N	Albany (NY)	3 1
6 A	Oregon	0 3							132 H	Portland	3 0
12 A	Kansas St.	0 3							160 H	Gonzaga	3 0
15 A	BYU	0 3							172 N	Boise St.	3 0
15 H	BYU	3 1							192 A	Sacramento St.	3 0
18 A	Hawaii	1 3							300 N	Morgan St.	3 0
19 A	San Diego	1 3									
19 H	San Diego	3 2									
<hr/>											
LAST 10 GAMES											
19 H San Diego 3 2						15 H BYU 3 1					
15 A BYU 0 3						29 H Pepperdine 3 2					
160 H Gonzaga 3 0						132 H Portland 3 0					
53 A Loyola Marymount 3 1						53 H Loyola Marymount 0 3					
19 A San Diego 1 3						1 H Stanford 1 3					

Non-Div. I Games:

St. Mary's (CA)

Average RPI Win:		75	WON-LOST RECORD		WINNING PCT. RANK		LAST 10 GAMES		STRENGTH OF SCHEDULE		OPP. STRENGTH OF SCHEDULE		TEAM RPI	ADJ RPI		CONF. RPI	ADJ CONF. RPI
DIV. I ONLY			10- 10		.5 162		4- 6		3		3		33	.62915 32		2	2
DIV. I NON-CONF.			6- 4		.6 120		0- 0		13		3		37	.62839 34		2	2
TOTALS		RPI 1-25		RPI 26-50		W-L RECORDS		RPI 51-100		RPI 101-150		RPI 150+					
10- 10		1- 6		3- 4		OVERALL		4- 0		1- 0		1- 0					
3- 5		0- 4		2- 1		HOME		1- 0		0- 0		0- 0					
4- 3		1- 1		1- 2		AWAY		1- 0		1- 0		0- 0					
3- 2		0- 1		0- 1		NEUTRAL		2- 0		0- 0		1- 0					
6- 4		1- 1		1- 3		NON-CONFERENCE		3- 0		0- 0		1- 0					
1- 1		0- 0		1- 1		HOME		0- 0		0- 0		0- 0					
2- 1		1- 0		0- 1		AWAY		1- 0		0- 0		0- 0					
3- 2		0- 1		0- 1		NEUTRAL		2- 0		0- 0		1- 0					
4- 6		0- 5		2- 1		CONFERENCE		1- 0		1- 0		0- 0					
2- 4		0- 4		1- 0		HOME		1- 0		0- 0		0- 0					
2- 2		0- 1		1- 1		AWAY		0- 0		1- 0		0- 0					
0- 0		0- 0		0- 0		NEUTRAL		0- 0		0- 0		0- 0					
RPI	S	Opponent		Score		RPI	S	Opponent		Score		RPI	S	Opponent		Score	
2	H	Penn St.		2	3	26	A	Michigan		0	3	52	H	Wisconsin		3	2
3	H	Nebraska		0	3	29	N	Pepperdine		0	3	58	N	Ohio		3	1
4	A	Texas		3	2	37	H	Iowa St.		3	0	94	A	Cincinnati		3	1
7	N	Louisville		2	3	37	H	Iowa St.		2	3	94	N	Cincinnati		3	1
9	H	Minnesota		0	3	38	A	Dayton		0	3						
22	H	Ohio St.		2	3	42	H	Northwestern		3	2						
23	A	Purdue		2	3	44	A	Michigan St.		3	2						
LAST 10 GAMES																	
3	H	Nebraska		0	3	22	H	Ohio St.		2	3						
42	H	Northwestern		3	2	23	A	Purdue		2	3						
44	A	Michigan St.		3	2	103	A	Indiana		3	1						
26	A	Michigan		0	3	52	H	Wisconsin		3	2						
2	H	Penn St.		2	3	9	H	Minnesota		0	3						

Non-Div. I Games:

Illinois

Average RPI Win: 132		WON-LOST	WINNING	LAST 10	STRENGTH OF		OPP. STRENGTH	TEAM	ADJ	CONF.	ADJ CONF.
Average RPI Loss: 37		RECORD	PCT. RANK	GAMES	SCHEDULE		OF SCHEDULE	RPI	RPI	RPI	RPI
DIV. I ONLY		18- 4	.81818	26	9- 1		81	65	30	.62367	33
DIV. I NON-CONF.		10- 3	.76923	58	1- 0		111	54	48	.59596	47
TOTALS		RPI 1-25	RPI 26-50		W-L RECORDS		RPI 51-100		RPI 101-150		RPI 150+
18- 4	0- 1	2- 2		OVERALL		6- 1		4- 0		6- 0	
11- 4	0- 1	1- 2		HOME		3- 1		3- 0		4- 0	
5- 0	0- 0	1- 0		AWAY		2- 0		1- 0		1- 0	
2- 0	0- 0	0- 0		NEUTRAL		1- 0		0- 0		1- 0	
10- 3	0- 0	1- 2		NON-CONFERENCE		4- 1		1- 0		4- 0	
7- 3	0- 0	1- 2		HOME		2- 1		1- 0		3- 0	
1- 0	0- 0	0- 0		AWAY		1- 0		0- 0		0- 0	
2- 0	0- 0	0- 0		NEUTRAL		1- 0		0- 0		1- 0	
8- 1	0- 1	1- 0		CONFERENCE		2- 0		3- 0		2- 0	
4- 1	0- 1	0- 0		HOME		1- 0		2- 0		1- 0	
4- 0	0- 0	1- 0		AWAY		1- 0		1- 0		1- 0	
0- 0	0- 0	0- 0		NEUTRAL		0- 0		0- 0		0- 0	
RPI S	Opponent	Score	RPI S	Opponent	Score	RPI S	Opponent	Score	RPI S	Opponent	Score
7	H Louisville	1 3	26	H Michigan	3 1	54	H Pacific	2 3	108	H South Fla.	3 2
			40	A Notre Dame	3 2	57	H Bowling Green	3 0	110	A Rutgers	3 2
			42	H Northwestern	1 3	78	N Ole Miss	3 0	112	H Iowa	3 0
			46	H UNI	2 3	89	H Western Mich.	3 0	122	H Pittsburgh	3 1
						93	A Seton Hall	3 2	152	H Wake Forest	3 0
						94	H Cincinnati	3 0	201	H Milwaukee	3 1
						95	A Xavier	3 0	203	H Syracuse	3 0
									232	A DePaul	3 0
									251	H Eastern Ill.	3 0
									306	N Tennessee Tech	3 0
LAST 10 GAMES											
7	H Louisville	1 3	108	H South Fla.	3 2						
94	H Cincinnati	3 0	122	H Pittsburgh	3 1						
110	A Rutgers	3 2	232	A DePaul	3 0						
93	A Seton Hall	3 2	40	A Notre Dame	3 2						
89	H Western Mich.	3 0	203	H Syracuse	3 0						

Non-Div. I Games:

Marquette

[illegible]

Non-Div. I Games:

Creighton

Average RPI Win: 116		WON-LOST	WINNING	LAST 10	STRENGTH OF		OPP. STRENGTH	TEAM	ADJ	CONF.	ADJ CONF.
Average RPI Loss: 21		RECORD	PCT. RANK	GAMES	SCHEDULE		OF SCHEDULE	RPI	RPI	RPI	RPI
DIV. I ONLY		13- 9	.59091	119	3- 7		16	16	35	.6221	35
DIV. I NON-CONF.		10- 2	.83333	35	0- 0		26	43	12	.66475	13
TOTALS		RPI 1-25	RPI 26-50		W-L RECORDS		RPI 51-100		RPI 101-150		RPI 150+
13- 9		1- 6	1- 3		OVERALL		4- 0		4- 0		3- 0
3- 1		0- 1	0- 0		HOME		2- 0		1- 0		0- 0
2- 7		0- 4	0- 3		AWAY		1- 0		1- 0		0- 0
8- 1		1- 1	1- 0		NEUTRAL		1- 0		2- 0		3- 0
10- 2		1- 2	1- 0		NON-CONFERENCE		2- 0		3- 0		3- 0
0- 0		0- 0	0- 0		HOME		0- 0		0- 0		0- 0
2- 1		0- 1	0- 0		AWAY		1- 0		1- 0		0- 0
8- 1		1- 1	1- 0		NEUTRAL		1- 0		2- 0		3- 0
3- 7		0- 4	0- 3		CONFERENCE		2- 0		1- 0		0- 0
3- 1		0- 1	0- 0		HOME		2- 0		1- 0		0- 0
0- 6		0- 3	0- 3		AWAY		0- 0		0- 0		0- 0
0- 0		0- 0	0- 0		NEUTRAL		0- 0		0- 0		0- 0
RPI S	Opponent	Score	RPI S	Opponent	Score	RPI S	Opponent	Score	RPI S	Opponent	Score
1 A	Stanford	0 3	41 A	California	0 3	71 N	San Diego St.	3 1	114 N	Oakland	3 0
2 N	Penn St.	3 2	43 N	Santa Clara	3 1	72 H	Utah	3 1	125 H	Washington St.	3 1
5 A	UCLA	0 3	45 A	Arizona	1 3	81 H	Colorado	3 1	136 N	UC Irvine	3 1
6 A	Oregon	0 3	47 A	Arizona St.	0 3	99 A	Illinois St.	3 2	143 A	Cal St. Fullerton	3 0
11 H	Washington	0 3							179 N	Ill.-Chicago	3 0
12 A	Kansas St.	2 3							213 N	Presbyterian	3 0
17 N	Miami (FL)	1 3							232 N	DePaul	3 2
LAST 10 GAMES											
45 A	Arizona	1 3	41 A	California	0 3						
47 A	Arizona St.	0 3	72 H	Utah	3 1						
125 H	Washington St.	3 1	81 H	Colorado	3 1						
11 H	Washington	0 3	5 A	UCLA	0 3						
1 A	Stanford	0 3	6 A	Oregon	0 3						

Non-Div. I Games:

Oregon St.

[illegible]

Non-Div. I Games:

Wichita St.

Average RPI Win:	91	WON-LOST	WINNING	LAST 10	STRENGTH OF	OPP. STRENGTH	TEAM	ADJ	CONF.	ADJ CONF.					
Average RPI Loss:	41	RECORD	PCT. RANK	GAMES	SCHEDULE	OF SCHEDULE	RPI	RPI	RPI	RPI					
DIV. I ONLY		11- 7	.61111	108	6- 4	26	5	39	.62064	37	3	3			
DIV. I NON-CONF.		6- 4	.6	120	1- 1	73	4	74	.5832	63	3	3			
<hr/>															
TOTALS	RPI 1-25	RPI 26-50		W-L RECORDS		RPI 51-100		RPI 101-150		RPI 150+					
11- 7	2- 5	2- 1		OVERALL		4- 0		1- 0		2- 1					
8- 1	2- 0	1- 0		HOME		2- 0		1- 0		2- 1					
2- 5	0- 4	1- 1		AWAY		1- 0		0- 0		0- 0					
1- 1	0- 1	0- 0		NEUTRAL		1- 0		0- 0		0- 0					
<hr/>															
6- 4	1- 2	2- 1		NON-CONFERENCE		1- 0		1- 0		1- 1					
4- 1	1- 0	1- 0		HOME		0- 0		1- 0		1- 1					
1- 2	0- 1	1- 1		AWAY		0- 0		0- 0		0- 0					
1- 1	0- 1	0- 0		NEUTRAL		1- 0		0- 0		0- 0					
<hr/>															
5- 3	1- 3	0- 0		CONFERENCE		3- 0		0- 0		1- 0					
4- 0	1- 0	0- 0		HOME		2- 0		0- 0		1- 0					
1- 3	0- 3	0- 0		AWAY		1- 0		0- 0		0- 0					
0- 0	0- 0	0- 0		NEUTRAL		0- 0		0- 0		0- 0					
<hr/>															
RPI S	Opponent	Score		RPI S	Opponent	Score		RPI S	Opponent	Score		RPI S	Opponent	Score	
3 H	Nebraska	3	1	32 A	Illinois	0	3	61 H	Baylor	3	1	112 H	Iowa	3	2
4 A	Texas	2	3	32 A	Illinois	3	2	63 H	TCU	3	0	183 H	West Virginia	3	0
8 A	Kansas	2	3	46 H	UNI	3	1	87 A	Texas Tech	3	1	203 H	Syracuse	2	3
12 A	Kansas St.	0	3					94 N	Cincinnati	3	0	303 H	Eastern Wash.	3	0
13 N	Florida St.	2	3												
16 A	Tennessee	2	3												
21 H	Oklahoma	3	0												
<hr/>															
LAST 10 GAMES															
21 H Oklahoma 3 0 63 H TCU 3 0															
4 A Texas 2 3 8 A Kansas 2 3															
183 H West Virginia 3 0 61 H Baylor 3 1															
87 A Texas Tech 3 1 3 H Nebraska 3 1															
12 A Kansas St. 0 3 203 H Syracuse 2 3															

Non-Div. I Games:

Iowa St.

Average RPI Win:		129	WON-LOST RECORD		WINNING PCT. RANK	LAST 10 GAMES	STRENGTH OF SCHEDULE		OPP. STRENGTH OF SCHEDULE	TEAM RPI	ADJ RPI	CONF. RPI	ADJ CONF. RPI
Average RPI Loss:		35											
DIV. I ONLY		13-6			.68421 62	7-3	37		40	38	.62014 39	7	7
DIV. I NON-CONF.		7-4			.63636 106	1-1	24		16	39	.62713 35	8	8
TOTALS		RPI 1-25	RPI 26-50		W-L RECORDS		RPI 51-100		RPI 101-150		RPI 150+		
13-6		1-3	1-1		OVERALL		2-2		3-0		6-0		
12-1		1-1	1-0		HOME		1-0		3-0		6-0		
1-3		0-0	0-1		AWAY		1-2		0-0		0-0		
0-2		0-2	0-0		NEUTRAL		0-0		0-0		0-0		
7-4		1-3	1-1		NON-CONFERENCE		0-0		2-0		3-0		
7-1		1-1	1-0		HOME		0-0		2-0		3-0		
0-1		0-0	0-1		AWAY		0-0		0-0		0-0		
0-2		0-2	0-0		NEUTRAL		0-0		0-0		0-0		
6-2		0-0	0-0		CONFERENCE		2-2		1-0		3-0		
5-0		0-0	0-0		HOME		1-0		1-0		3-0		
1-2		0-0	0-0		AWAY		1-2		0-0		0-0		
0-0		0-0	0-0		NEUTRAL		0-0		0-0		0-0		
RPI S	Opponent	Score	RPI S	Opponent	Score	RPI S	Opponent	Score	RPI S	Opponent	Score		
5 H	UCLA	2 3	29 H	Pepperdine	3 0	66 A	Fresno St.	2 3	102 H	Wyoming	3 0		
15 N	BYU	1 3	36 A	Wichita St.	1 3	69 A	New Mexico	2 3	116 H	New Mexico St.	3 1		
16 N	Tennessee	2 3				71 H	San Diego St.	3 0	142 H	Virginia	3 0		
21 H	Oklahoma	3 1				76 A	UNLV	3 0	161 H	Denver	3 0		
									164 H	Air Force	3 0		
									172 H	Boise St.	3 0		
									178 H	FIU	3 1		
									221 H	Nevada	3 0		
									225 H	Rhode Island	3 0		
			LAST 10 GAMES										
			164 H	Air Force	3 0	71 H	San Diego St.	3 0					
			172 H	Boise St.	3 0	221 H	Nevada	3 0					
			76 A	UNLV	3 0	69 A	New Mexico	2 3					
			66 A	Fresno St.	2 3	5 H	UCLA	2 3					
			102 H	Wyoming	3 0	116 H	New Mexico St.	3 1					

Non-Div. I Games:

Colorado St.

Average RPI Win:		153	WON-LOST RECORD		WINNING PCT. RANK		LAST 10 GAMES		STRENGTH OF SCHEDULE		OPP. STRENGTH OF SCHEDULE		TEAM RPI		ADJ RPI		CONF. RPI		ADJ CONF. RPI	
DIV. I ONLY			15- 6		.71429 49		9- 1		56		43		40		.61829 40		8		9	
DIV. I NON-CONF.			7- 5		.58333 131		1- 0		41		22		49		.59974 45		9		9	
TOTALS		RPI 1-25		RPI 26-50		W-L RECORDS		RPI 51-100		RPI 101-150		RPI 150+								
15- 6		2- 4		0- 1		OVERALL		2- 1		3- 0		8- 0								
8- 2		1- 0		0- 1		HOME		1- 1		2- 0		4- 0								
5- 2		1- 2		0- 0		AWAY		1- 0		0- 0		3- 0								
2- 2		0- 2		0- 0		NEUTRAL		0- 0		1- 0		1- 0								
7- 5		1- 4		0- 0		NON-CONFERENCE		1- 1		1- 0		4- 0								
5- 1		1- 0		0- 0		HOME		1- 1		0- 0		3- 0								
0- 2		0- 2		0- 0		AWAY		0- 0		0- 0		0- 0								
2- 2		0- 2		0- 0		NEUTRAL		0- 0		1- 0		1- 0								
8- 1		1- 0		0- 1		CONFERENCE		1- 0		2- 0		4- 0								
3- 1		0- 0		0- 1		HOME		0- 0		2- 0		1- 0								
5- 0		1- 0		0- 0		AWAY		1- 0		0- 0		3- 0								
0- 0		0- 0		0- 0		NEUTRAL		0- 0		0- 0		0- 0								
RPI	S	Opponent		Score		RPI	S	Opponent		Score		RPI	S	Opponent		Score				
3	A	Nebraska		0	3	33	H	Marquette		2	3	53	H	Loyola Marymount		1	3			
5	N	UCLA		1	3							94	A	Cincinnati		3	2			
7	A	Louisville		3	2							95	H	Xavier		3	2			
8	H	Kansas		3	1									118 H St. John's (NY)		3	1			
14	A	Southern California		0	3									134 H Connecticut		3	0			
19	N	San Diego		2	3									147 N Saint Louis		3	0			
														174 H UAB		3	1			
														194 N Cal Poly		3	0			
														203 H Syracuse		3	0			
														204 A Villanova		3	0			
														205 A Georgetown		3	0			
														232 A DePaul		3	0			
														235 H Buffalo		3	1			
														242 H Eastern Ky.		3	0			
LAST 10 GAMES																				
						204	A	Villanova		3	0	203	H	Syracuse		3	0			
						205	A	Georgetown		3	0	33	H	Marquette		2	3			
						232	A	DePaul		3	0	7	A	Louisville		3	2			
						118	H	St. John's (NY)		3	1	94	A	Cincinnati		3	2			
						134	H	Connecticut		3	0	8	H	Kansas		3	1			

Non-Div. I Games:

Notre Dame

Average RPI Win:		100	WON-LOST RECORD		WINNING PCT. RANK		LAST 10 GAMES		STRENGTH OF SCHEDULE		OPP. STRENGTH OF SCHEDULE		TEAM RPI		ADJ RPI		CONF. RPI		ADJ CONF. RPI				
Average RPI Loss:		33	10- 10		.5 162		4- 6		8		22		42		.61497 41		1		1				
DIV. I ONLY			10- 10		.5 162		4- 6		8		22		42		.61497 41		1		1				
DIV. I NON-CONF.			6- 4		.6 120		0- 0		36		59		52		.59871 46		1		1				
TOTALS		RPI 1-25		RPI 26-50		W-L RECORDS		RPI 51-100		RPI 101-150		RPI 150+											
10- 10		1- 5		3- 1		OVERALL		2- 4		1- 0		3- 0											
5- 3		0- 3		2- 0		HOME		1- 0		0- 0		2- 0											
4- 5		1- 2		1- 1		AWAY		1- 2		1- 0		0- 0											
1- 2		0- 0		0- 0		NEUTRAL		0- 2		0- 0		1- 0											
6- 4		1- 0		1- 0		NON-CONFERENCE		1- 4		0- 0		3- 0											
4- 0		0- 0		1- 0		HOME		1- 0		0- 0		2- 0											
1- 2		1- 0		0- 0		AWAY		0- 2		0- 0		0- 0											
1- 2		0- 0		0- 0		NEUTRAL		0- 2		0- 0		1- 0											
4- 6		0- 5		2- 1		CONFERENCE		1- 0		1- 0		0- 0											
1- 3		0- 3		1- 0		HOME		0- 0		0- 0		0- 0											
3- 3		0- 2		1- 1		AWAY		1- 0		1- 0		0- 0											
0- 0		0- 0		0- 0		NEUTRAL		0- 0		0- 0		0- 0											
RPI	S	Opponent		Score		RPI	S	Opponent		Score		RPI	S	Opponent		Score		RPI	S	Opponent		Score	
1	A	Stanford		0 3		31	H	St. Mary's (CA)		3 1		55	A	San Francisco		0 3		125	A	Washington St.		3 0	
5	H	UCLA		0 3		35	H	Oregon St.		3 0		55	N	San Francisco		2 3		158	N	Delaware		3 0	
6	H	Oregon		1 3		45	A	Arizona		3 1		59	H	Northern Ariz.		3 1		185	H	Penn		3 0	
11	A	Washington		0 3		47	A	Arizona St.		0 3		61	N	Baylor		0 3		264	H	UC Riverside		3 0	
14	H	Southern California		0 3								71	A	San Diego St.		2 3							
18	A	Hawaii		3 2								81	A	Colorado		3 2							
						LAST 10 GAMES																	
						11 A Washington 0 3						6 H Oregon 1 3											
						125 A Washington St. 3 0						45 A Arizona 3 1											
						5 H UCLA 0 3						47 A Arizona St. 0 3											
						14 H Southern California 0 3						81 A Colorado 3 2											
						35 H Oregon St. 3 0						1 A Stanford 0 3											

Non-Div. I Games:

California

Average RPI Win:		125	WON-LOST RECORD		WINNING PCT. RANK		LAST 10 GAMES		STRENGTH OF SCHEDULE		OPP. STRENGTH OF SCHEDULE		TEAM RPI		ADJ RPI		CONF. RPI		ADJ CONF. RPI										
DIV. I ONLY			14- 7		.66667 71		3- 7		55		28		43		.60521 42		2		2										
DIV. I NON-CONF.			11- 0		1 1		0- 0		120		80		25		.64451 27		2		2										
TOTALS		RPI 1-25		RPI 26-50		W-L RECORDS		RPI 51-100		RPI 101-150		RPI 150+																	
14- 7		0- 4		2- 2		OVERALL		4- 1		4- 0		4- 0																	
4- 4		0- 3		0- 0		HOME		1- 1		2- 0		1- 0																	
5- 3		0- 1		2- 2		AWAY		1- 0		2- 0		0- 0																	
5- 0		0- 0		0- 0		NEUTRAL		2- 0		0- 0		3- 0																	
11- 0		0- 0		1- 0		NON-CONFERENCE		4- 0		2- 0		4- 0																	
3- 0		0- 0		0- 0		HOME		1- 0		1- 0		1- 0																	
3- 0		0- 0		1- 0		AWAY		1- 0		1- 0		0- 0																	
5- 0		0- 0		0- 0		NEUTRAL		2- 0		0- 0		3- 0																	
3- 7		0- 4		1- 2		CONFERENCE		0- 1		2- 0		0- 0																	
1- 4		0- 3		0- 0		HOME		0- 1		1- 0		0- 0																	
2- 3		0- 1		1- 2		AWAY		0- 0		1- 0		0- 0																	
0- 0		0- 0		0- 0		NEUTRAL		0- 0		0- 0		0- 0																	
RPI	S	Opponent		Score		RPI	S	Opponent		Score		RPI	S	Opponent		Score													
2	H	Penn St.		0 3		26	A	Michigan		0 3		52	H	Wisconsin		1 3		103	A	Indiana		3 1							
9	H	Minnesota		1 3		32	A	Illinois		2 3		57	N	Bowling Green		3 1		112	H	Iowa		3 0							
22	H	Ohio St.		0 3		33	A	Marquette		3 1		89	H	Western Mich.		3 1		116	A	New Mexico St.		3 1							
23	A	Purdue		1 3		44	A	Michigan St.		3 1		90	A	Yale		3 1		147	H	Saint Louis		3 0							
																		94	N	Cincinnati		3 1		158	H	Delaware		3 0	
																								204	N	Villanova		3 1	
																								246	N	Drake		3 0	
																								263	N	Brown		3 0	

Non-Div. I Games:

Northwestern

Average RPI Win:		143	WON-LOST RECORD		WINNING PCT. RANK		LAST 10 GAMES		STRENGTH OF SCHEDULE		OPP. STRENGTH OF SCHEDULE		TEAM RPI	ADJ RPI		CONF. RPI		ADJ CONF. RPI			
DIV. I ONLY			16- 7		.69565 55		7- 3		62		51		44	.60478 43		5		5			
DIV. I NON-CONF.			11- 4		.73333 66		2- 0		79		62		47	.59494 48		5		5			
TOTALS		RPI 1-25		RPI 26-50		W-L RECORDS		RPI 51-100		RPI 101-150		RPI 150+									
16- 7		1- 3		1- 2		OVERALL		2- 2		6- 0		6- 0									
4- 1		1- 1		1- 0		HOME		0- 0		0- 0		2- 0									
6- 3		0- 1		0- 1		AWAY		0- 1		4- 0		2- 0									
6- 3		0- 1		0- 1		NEUTRAL		2- 1		2- 0		2- 0									
11- 4		0- 2		0- 1		NON-CONFERENCE		2- 1		5- 0		4- 0									
1- 0		0- 0		0- 0		HOME		0- 0		0- 0		1- 0									
4- 1		0- 1		0- 0		AWAY		0- 0		3- 0		1- 0									
6- 3		0- 1		0- 1		NEUTRAL		2- 1		2- 0		2- 0									
5- 3		1- 1		1- 1		CONFERENCE		0- 1		1- 0		2- 0									
3- 1		1- 1		1- 0		HOME		0- 0		0- 0		1- 0									
2- 2		0- 0		0- 1		AWAY		0- 1		1- 0		1- 0									
0- 0		0- 0		0- 0		NEUTRAL		0- 0		0- 0		0- 0									
RPI	S	Opponent		Score		RPI	S	Opponent		Score		RPI	S	Opponent		Score					
1	A	Stanford		0	3	29	A	Pepperdine		2	3	53	A	Loyola Marymount		0	3				
15	H	BYU		3	2	29	H	Pepperdine		3	1	54	N	Pacific		2	3				
19	H	San Diego		1	3	35	N	Oregon St.		1	3	71	N	San Diego St.		3	2				
24	N	North Carolina		2	3							72	N	Utah		3	2				
						LAST 10 GAMES															
						15 H BYU						3	2	132 A Portland						3	1
						192 H Sacramento St.						3	0	29 H Pepperdine						3	1
						29 A Pepperdine						2	3	19 H San Diego						1	3
						53 A Loyola Marymount						0	3	160 H Gonzaga						3	1
						160 A Gonzaga						3	0	263 N Brown						3	0

Non-Div. I Games:

Santa Clara

Average RPI Win: 149		WON-LOST	WINNING	LAST 10	STRENGTH OF		OPP. STRENGTH	TEAM	ADJ	CONF.	ADJ CONF.
Average RPI Loss: 22		RECORD	PCT. RANK	GAMES	SCHEDULE		OF SCHEDULE	RPI	RPI	RPI	RPI
DIV. I ONLY		16-6	.72727	45	66		48	41	.60423	44	2
DIV. I NON-CONF.		12-0	1	1	138		168	35	.62557	37	2
TOTALS		RPI 1-25	RPI 26-50		W-L RECORDS		RPI 51-100		RPI 101-150		RPI 150+
16-6	0-4	1-2		OVERALL		4-0		4-0		7-0	
7-4	0-2	0-2		HOME		2-0		2-0		3-0	
5-2	0-2	1-0		AWAY		2-0		2-0		0-0	
4-0	0-0	0-0		NEUTRAL		0-0		0-0		4-0	
12-0	0-0	0-0		NON-CONFERENCE		3-0		2-0		7-0	
6-0	0-0	0-0		HOME		2-0		1-0		3-0	
2-0	0-0	0-0		AWAY		1-0		1-0		0-0	
4-0	0-0	0-0		NEUTRAL		0-0		0-0		4-0	
4-6	0-4	1-2		CONFERENCE		1-0		2-0		0-0	
1-4	0-2	0-2		HOME		0-0		1-0		0-0	
3-2	0-2	1-0		AWAY		1-0		1-0		0-0	
0-0	0-0	0-0		NEUTRAL		0-0		0-0		0-0	
RPI S	Opponent	Score	RPI S	Opponent	Score	RPI S	Opponent	Score	RPI S	Opponent	Score
3 A	Nebraska	0 3	26 A	Michigan	3 0	51 H	Georgia	3 0	103 H	Indiana	3 0
9 A	Minnesota	2 3	32 H	Illinois	2 3	52 A	Wisconsin	3 1	112 A	Iowa	3 0
22 H	Ohio St.	1 3	42 H	Northwestern	1 3	56 H	IPFW	3 2	129 H	Albany (NY)	3 0
23 H	Purdue	2 3				86 A	Col. of Charleston	3 1	134 A	Connecticut	3 0
									199 N	Fairfield	3 0
									205 N	Georgetown	3 0
									207 H	Youngstown St.	3 1
									213 N	Presbyterian	3 0
									242 H	Eastern Ky.	3 0
									272 H	McNeese St.	3 0
									304 N	Dartmouth	3 0
LAST 10 GAMES											
22 H	Ohio St.	1 3	52 A	Wisconsin	3 1						
26 A	Michigan	3 0	112 A	Iowa	3 0						
32 H	Illinois	2 3	3 A	Nebraska	0 3						
42 H	Northwestern	1 3	103 H	Indiana	3 0						
9 A	Minnesota	2 3	23 H	Purdue	2 3						

Non-Div. I Games:

Michigan St.

Average RPI Win: 134		WON-LOST	WINNING	LAST 10	STRENGTH OF		OPP. STRENGTH	TEAM	ADJ	CONF.	ADJ CONF.
Average RPI Loss: 26		RECORD	PCT. RANK	GAMES	SCHEDULE		OF SCHEDULE	RPI	RPI	RPI	RPI
DIV. I ONLY		12- 9	.57143	129	22		34	45	.60171	45	1
DIV. I NON-CONF.		8- 3	.72727	69	92		127	65	.58095	66	1
TOTALS		RPI 1-25	RPI 26-50		W-L RECORDS		RPI 51-100		RPI 101-150		RPI 150+
12- 9	0- 5	2- 2		OVERALL		2- 2		4- 0		4- 0	
9- 6	0- 3	2- 1		HOME		0- 2		3- 0		4- 0	
2- 3	0- 2	0- 1		AWAY		2- 0		0- 0		0- 0	
1- 0	0- 0	0- 0		NEUTRAL		0- 0		1- 0		0- 0	
8- 3	0- 0	0- 1		NON-CONFERENCE		0- 2		4- 0		4- 0	
7- 2	0- 0	0- 0		HOME		0- 2		3- 0		4- 0	
0- 1	0- 0	0- 1		AWAY		0- 0		0- 0		0- 0	
1- 0	0- 0	0- 0		NEUTRAL		0- 0		1- 0		0- 0	
4- 6	0- 5	2- 1		CONFERENCE		2- 0		0- 0		0- 0	
2- 4	0- 3	2- 1		HOME		0- 0		0- 0		0- 0	
2- 2	0- 2	0- 0		AWAY		2- 0		0- 0		0- 0	
0- 0	0- 0	0- 0		NEUTRAL		0- 0		0- 0		0- 0	
RPI S	Opponent	Score	RPI S	Opponent	Score	RPI S	Opponent	Score	RPI S	Opponent	Score
1 H	Stanford	1 3	29 A	Pepperdine	2 3	63 H	TCU	1 3	126 H	Lipscomb	3 0
5 A	UCLA	0 3	35 H	Oregon St.	3 1	64 H	Cal St. Northridge	2 3	136 H	UC Irvine	3 0
6 H	Oregon	0 3	41 H	California	1 3	72 A	Utah	3 2	138 H	Utah Valley	3 0
11 H	Washington	1 3	47 H	Arizona St.	3 1	81 A	Colorado	3 1	143 N	Cal St. Fullerton	3 0
14 A	Southern California	0 3							172 H	Boise St.	3 0
									198 H	American	3 0
									209 H	Evansville	3 0
									256 H	Iona	3 0
LAST 10 GAMES											
35 H	Oregon St.	3 1	14 A	Southern California	0 3						
6 H	Oregon	0 3	41 H	California	1 3						
81 A	Colorado	3 1	1 H	Stanford	1 3						
72 A	Utah	3 2	11 H	Washington	1 3						
5 A	UCLA	0 3	47 H	Arizona St.	3 1						

Non-Div. I Games:

Arizona

Average RPI Win:		145	WON-LOST RECORD		WINNING PCT. RANK		LAST 10 GAMES		STRENGTH OF SCHEDULE		OPP. STRENGTH OF SCHEDULE		TEAM RPI	ADJ RPI		CONF. RPI	ADJ CONF. RPI	
DIV. I ONLY			19- 6		.76 38		9- 1		105		59		46	.59876 46		10	10	
DIV. I NON-CONF.			9- 5		.64286 99		1- 0		64		24		54	.59114 53		10	10	
TOTALS		RPI 1-25		RPI 26-50		W-L RECORDS		RPI 51-100		RPI 101-150		RPI 150+						
19- 6		0- 2		2- 3		OVERALL		4- 0		6- 1		7- 0						
8- 0		0- 0		1- 0		HOME		2- 0		3- 0		2- 0						
5- 4		0- 2		1- 2		AWAY		1- 0		0- 0		3- 0						
6- 2		0- 0		0- 1		NEUTRAL		1- 0		3- 1		2- 0						
9- 5		0- 2		1- 2		NON-CONFERENCE		1- 0		5- 1		2- 0						
2- 0		0- 0		0- 0		HOME		0- 0		2- 0		0- 0						
1- 3		0- 2		1- 1		AWAY		0- 0		0- 0		0- 0						
6- 2		0- 0		0- 1		NEUTRAL		1- 0		3- 1		2- 0						
10- 1		0- 0		1- 1		CONFERENCE		3- 0		1- 0		5- 0						
6- 0		0- 0		1- 0		HOME		2- 0		1- 0		2- 0						
4- 1		0- 0		0- 1		AWAY		1- 0		0- 0		3- 0						
0- 0		0- 0		0- 0		NEUTRAL		0- 0		0- 0		0- 0						
RPI	S	Opponent		Score		RPI	S	Opponent		Score		RPI	S	Opponent		Score		
14	A	Southern California		0	3	26	N	Michigan		1	3	73	N	Long Beach St.		3	1	
23	A	Purdue		0	3	33	A	Marquette		3	2	77	H	Southern Ill.		3	0	
						34	A	Creighton		1	3	99	A	Illinois St.		3	0	
						36	H	Wichita St.		3	1	99	H	Illinois St.		3	1	
						37	A	Iowa St.		1	3							

Non-Div. I Games:

UNI

Average RPI Win:	135	WON-LOST RECORD	WINNING PCT. RANK	LAST 10 GAMES	STRENGTH OF SCHEDULE	OPP. STRENGTH OF SCHEDULE	TEAM RPI	ADJ RPI	CONF. RPI	ADJ CONF. RPI	
DIV. I ONLY		14- 9	.6087 109	3- 7	38	35	47	.59804 47	1	1	
DIV. I NON-CONF.		11- 2	.84615 31	0- 0	81	101	42	.618 42	1	1	
<hr/>											
TOTALS	RPI 1-25	RPI 26-50		W-L RECORDS	RPI 51-100		RPI 101-150		RPI 150+		
14- 9	0- 5	2- 1		OVERALL	4- 2		2- 1		6- 0		
7- 2	0- 2	2- 0		HOME	0- 0		1- 0		4- 0		
3- 6	0- 3	0- 1		AWAY	1- 2		1- 0		1- 0		
4- 1	0- 0	0- 0		NEUTRAL	3- 0		0- 1		1- 0		
<hr/>											
11- 2	0- 1	0- 0		NON-CONFERENCE	4- 0		1- 1		6- 0		
4- 0	0- 0	0- 0		HOME	0- 0		0- 0		4- 0		
3- 1	0- 1	0- 0		AWAY	1- 0		1- 0		1- 0		
4- 1	0- 0	0- 0		NEUTRAL	3- 0		0- 1		1- 0		
<hr/>											
3- 7	0- 4	2- 1		CONFERENCE	0- 2		1- 0		0- 0		
3- 2	0- 2	2- 0		HOME	0- 0		1- 0		0- 0		
0- 5	0- 2	0- 1		AWAY	0- 2		0- 0		0- 0		
0- 0	0- 0	0- 0		NEUTRAL	0- 0		0- 0		0- 0		
<hr/>											
RPI S	Opponent	Score	RPI S	Opponent	Score	RPI S	Opponent	Score	RPI S	Opponent	Score
1	H Stanford	1 3	35	H Oregon St.	3 0	53	A Loyola Marymount	3 1	102	N Wyoming	2 3
5	A UCLA	0 3	41	H California	3 0	66	N Fresno St.	3 0	125	H Washington St.	3 1
6	H Oregon	0 3	45	A Arizona	1 3	72	A Utah	0 3	136	A UC Irvine	3 2
8	A Kansas	1 3				75	N Idaho St.	3 2	153	A UTEP	3 1
14	A Southern California	1 3				81	A Colorado	2 3	160	H Gonzaga	3 1
						86	N Col. of Charleston	3 0	204	H Villanova	3 0
									215	N Colgate	3 0
									264	H UC Riverside	3 1
									281	H Fla. Atlantic	3 0
<hr/>											
LAST 10 GAMES											
6 H Oregon 0 3						5 A UCLA 0 3					
35 H Oregon St. 3 0						1 H Stanford 1 3					
72 A Utah 0 3						41 H California 3 0					
81 A Colorado 2 3						125 H Washington St. 3 1					
14 A Southern California 1 3						45 A Arizona 1 3					

Non-Div. I Games:

Arizona St.

Average RPI Win: 137		WON-LOST RECORD		WINNING PCT. RANK		LAST 10 GAMES		STRENGTH OF SCHEDULE		OPP. STRENGTH OF SCHEDULE		TEAM RPI		ADJ RPI		CONF. RPI		ADJ CONF. RPI	
DIV. I ONLY		15- 6		.71429 49		6- 4		91		37		48		.59528 48		4		4	
DIV. I NON-CONF.		8- 2		.8 47		0- 0		189		114		79		.56747 80		4		4	
TOTALS		RPI 1-25		RPI 26-50		W-L RECORDS		RPI 51-100		RPI 101-150		RPI 150+							
15- 6		1- 2		1- 2		OVERALL		4- 2		3- 0		6- 0							
7- 2		1- 0		1- 2		HOME		2- 0		0- 0		3- 0							
4- 4		0- 2		0- 0		AWAY		2- 2		2- 0		0- 0							
4- 0		0- 0		0- 0		NEUTRAL		0- 0		1- 0		3- 0							
8- 2		0- 0		1- 1		NON-CONFERENCE		0- 1		2- 0		5- 0							
3- 1		0- 0		1- 1		HOME		0- 0		0- 0		2- 0							
1- 1		0- 0		0- 0		AWAY		0- 1		1- 0		0- 0							
4- 0		0- 0		0- 0		NEUTRAL		0- 0		1- 0		3- 0							
7- 4		1- 2		0- 1		CONFERENCE		4- 1		1- 0		1- 0							
4- 1		1- 0		0- 1		HOME		2- 0		0- 0		1- 0							
3- 3		0- 2		0- 0		AWAY		2- 1		1- 0		0- 0							
0- 0		0- 0		0- 0		NEUTRAL		0- 0		0- 0		0- 0							
RPI S	Opponent	Score		RPI S	Opponent	Score		RPI S	Opponent	Score		RPI S	Opponent	Score					
10 A	Florida	0 3		26 H	Michigan	0 3		51 H	Georgia	3 0		113 A	Alabama	3 1					
16 A	Tennessee	2 3		27 H	Texas A&M	1 3		65 A	Auburn	3 2		126 A	Lipscomb	3 0					
16 H	Tennessee	3 2		50 H	Virginia Tech	3 1		70 A	LSU	3 1		131 N	Valparaiso	3 0					
								78 A	Ole Miss	1 3		173 H	Mississippi St.	3 0					
								78 H	Ole Miss	3 0		181 H	North Florida	3 0					
								85 A	Morehead St.	2 3		190 H	Nicholls St.	3 0					
												223 N	Houston	3 0					
												261 N	Appalachian St.	3 0					
												325 N	Savannah St.	3 0					
				LAST 10 GAMES															
				65 A Auburn 3 2				51 H Georgia 3 0											
				78 A Ole Miss 1 3				27 H Texas A&M 1 3											
				173 H Mississippi St. 3 0				70 A LSU 3 1											
				113 A Alabama 3 1				10 A Florida 0 3											
				16 A Tennessee 2 3				78 H Ole Miss 3 0											

Average RPI Win:		141	WON-LOST RECORD		WINNING PCT. RANK		LAST 10 GAMES		STRENGTH OF SCHEDULE		OPP. STRENGTH OF SCHEDULE		TEAM RPI		ADJ RPI		CONF. RPI		ADJ CONF. RPI	
DIV. I ONLY			15- 7		.68182 63		5- 5		72		42		49		.59514 49		6		6	
DIV. I NON-CONF.			9- 2		.81818 39		1- 0		134		78		50		.59291 51		6		6	
TOTALS		RPI 1-25		RPI 26-50		W-L RECORDS		RPI 51-100		RPI 101-150		RPI 150+								
15- 7		0- 4		1- 1		OVERALL		4- 1		4- 1		6- 0								
9- 2		0- 2		1- 0		HOME		1- 0		4- 0		3- 0								
2- 5		0- 2		0- 1		AWAY		1- 1		0- 1		1- 0								
4- 0		0- 0		0- 0		NEUTRAL		2- 0		0- 0		2- 0								
9- 2		0- 1		0- 0		NON-CONFERENCE		3- 0		1- 1		5- 0								
4- 0		0- 0		0- 0		HOME		0- 0		1- 0		3- 0								
1- 2		0- 1		0- 0		AWAY		1- 0		0- 1		0- 0								
4- 0		0- 0		0- 0		NEUTRAL		2- 0		0- 0		2- 0								
6- 5		0- 3		1- 1		CONFERENCE		1- 1		3- 0		1- 0								
5- 2		0- 2		1- 0		HOME		1- 0		3- 0		0- 0								
1- 3		0- 1		0- 1		AWAY		0- 1		0- 0		1- 0								
0- 0		0- 0		0- 0		NEUTRAL		0- 0		0- 0		0- 0								
RPI	S	Opponent		Score		RPI	S	Opponent		Score		RPI	S	Opponent		Score				
10	A	Florida		1	3	28	A	North Carolina St.		2	3	51	A	Georgia		3	1			
13	H	Florida St.		2	3	50	H	Virginia Tech		3	1	57	N	Bowling Green		3	1			
17	H	Miami (FL)		0	3							67	H	Clemson		3	0			
24	A	North Carolina		0	3							68	A	Duke		2	3			
												98	N	Cleveland St.		3	0			
												101	H	Boston College		3	0			
												103	A	Indiana		1	3			
												104	H	Maryland		3	0			
												142	H	Virginia		3	0			
												143	H	Cal St. Fullerton		3	1			
												152	A	Wake Forest		3	0			
												176	H	SMU		3	2			
												196	N	La.-Lafayette		3	0			
												245	H	Georgia St.		3	0			
												248	N	Jacksonville		3	0			
												285	H	Charleston So.		3	0			
LAST 10 GAMES																				
17 H Miami (FL)						0	3	142 H Virginia						3	0					
13 H Florida St.						2	3	50 H Virginia Tech						3	1					
51 A Georgia						3	1	24 A North Carolina						0	3					
68 A Duke						2	3	28 A North Carolina St.						2	3					
152 A Wake Forest						3	0	104 H Maryland						3	0					

Non-Div. I Games:

Georgia Tech

Average RPI Win: 134		WON-LOST	WINNING	LAST 10	STRENGTH OF		OPP. STRENGTH	TEAM	ADJ	CONF.	ADJ CONF.
Average RPI Loss: 53		RECORD	PCT. RANK	GAMES	SCHEDULE		OF SCHEDULE	RPI	RPI	RPI	RPI
DIV. I ONLY		13- 8	.61905	101	5- 5		44	50	50	.58853	50
DIV. I NON-CONF.		7- 3	.7	77	0- 0		69	104	59	.57969	69
TOTALS		RPI 1-25	RPI 26-50		W-L RECORDS		RPI 51-100		RPI 101-150		RPI 150+
13- 8	1- 2	0- 4		OVERALL		3- 1		4- 0		5- 1	
6- 3	1- 2	0- 1		HOME		2- 0		0- 0		3- 0	
3- 4	0- 0	0- 2		AWAY		0- 1		3- 0		0- 1	
4- 1	0- 0	0- 1		NEUTRAL		1- 0		1- 0		2- 0	
7- 3	0- 0	0- 2		NON-CONFERENCE		2- 0		1- 0		4- 1	
3- 0	0- 0	0- 0		HOME		1- 0		0- 0		2- 0	
0- 2	0- 0	0- 1		AWAY		0- 0		0- 0		0- 1	
4- 1	0- 0	0- 1		NEUTRAL		1- 0		1- 0		2- 0	
6- 5	1- 2	0- 2		CONFERENCE		1- 1		3- 0		1- 0	
3- 3	1- 2	0- 1		HOME		1- 0		0- 0		1- 0	
3- 2	0- 0	0- 1		AWAY		0- 1		3- 0		0- 0	
0- 0	0- 0	0- 0		NEUTRAL		0- 0		0- 0		0- 0	
RPI S	Opponent	Score	RPI S	Opponent	Score	RPI S	Opponent	Score	RPI S	Opponent	Score
13 H	Florida St.	2 3	26 N	Michigan	2 3	53 N	Loyola Marymount	3 2	101 A	Boston College	3 0
17 H	Miami (FL)	3 0	28 H	North Carolina St.	1 3	67 A	Clemson	0 3	104 A	Maryland	3 2
24 H	North Carolina	0 3	48 A	Missouri	1 3	68 H	Duke	3 1	141 N	Liberty	3 1
			49 A	Georgia Tech	1 3	79 H	Towson	3 0	142 A	Virginia	3 0
									152 H	Wake Forest	3 1
									170 A	High Point	1 3
									182 H	Middle Tenn.	3 1
									190 N	Nicholls St.	3 0
									238 H	Harvard	3 0
									270 N	George Mason	3 0
LAST 10 GAMES											
			68 H	Duke	3 1	49 A	Georgia Tech	1 3			
			152 H	Wake Forest	3 1	101 A	Boston College	3 0			
			24 H	North Carolina	0 3	104 A	Maryland	3 2			
			28 H	North Carolina St.	1 3	17 H	Miami (FL)	3 0			
			67 A	Clemson	0 3	13 H	Florida St.	2 3			

Non-Div. I Games:

Virginia Tech

Average RPI Win: 136		WON-LOST RECORD		WINNING PCT. RANK		LAST 10 GAMES		STRENGTH OF SCHEDULE		OPP. STRENGTH OF SCHEDULE		TEAM RPI		ADJ RPI		CONF. RPI		ADJ CONF. RPI	
DIV. I ONLY		12- 8		.6 114		6- 4		40		57		51		.58784 51		4		4	
DIV. I NON-CONF.		6- 4		.6 120		0- 1		44		85		60		.58476 58		4		4	
TOTALS		RPI 1-25		RPI 26-50		W-L RECORDS		RPI 51-100		RPI 101-150		RPI 150+							
12- 8		0- 3		0- 3		OVERALL		4- 2		4- 0		4- 0							
6- 2		0- 1		0- 1		HOME		3- 0		2- 0		1- 0							
4- 5		0- 2		0- 2		AWAY		1- 1		1- 0		2- 0							
2- 1		0- 0		0- 0		NEUTRAL		0- 1		1- 0		1- 0							
6- 4		0- 1		0- 2		NON-CONFERENCE		1- 1		2- 0		3- 0							
3- 1		0- 0		0- 1		HOME		1- 0		1- 0		1- 0							
1- 2		0- 1		0- 1		AWAY		0- 0		0- 0		1- 0							
2- 1		0- 0		0- 0		NEUTRAL		0- 1		1- 0		1- 0							
6- 4		0- 2		0- 1		CONFERENCE		3- 1		2- 0		1- 0							
3- 1		0- 1		0- 0		HOME		2- 0		1- 0		0- 0							
3- 3		0- 1		0- 1		AWAY		1- 1		1- 0		1- 0							
0- 0		0- 0		0- 0		NEUTRAL		0- 0		0- 0		0- 0							
RPI S	Opponent	Score		RPI S	Opponent	Score		RPI S	Opponent	Score		RPI S	Opponent	Score					
13 A	Florida St.	1	3	44 A	Michigan St.	0	3	56 N	IPFW	1	3	113 A	Alabama	3	0				
16 A	Tennessee	2	3	48 A	Missouri	0	3	65 H	Auburn	3	0	113 H	Alabama	3	2				
25 H	Arkansas	0	3	49 H	Georgia Tech	1	3	70 A	LSU	3	2	129 N	Albany (NY)	3	1				
								78 H	Ole Miss	3	2	150 H	Troy	3	0				
								82 A	South Carolina	0	3	173 A	Mississippi St.	3	1				
								88 H	Ga. Southern	3	1	178 N	FIU	3	0				
												231 A	Florida A&M	3	0				
												245 H	Georgia St.	3	0				
				LAST 10 GAMES															
				113 A Alabama 3 0				70 A LSU 3 2											
				49 H Georgia Tech 1 3				48 A Missouri 0 3											
				78 H Ole Miss 3 2				25 H Arkansas 0 3											
				65 H Auburn 3 0				113 H Alabama 3 2											
				16 A Tennessee 2 3				173 A Mississippi St. 3 1											

Average RPI Win:	150	WON-LOST RECORD	WINNING PCT. RANK	LAST 10 GAMES	STRENGTH OF SCHEDULE	OPP. STRENGTH OF SCHEDULE	TEAM RPI	ADJ RPI	CONF. RPI	ADJ CONF. RPI	
31	15- 8	.65217	84	3- 7	77	38	52	.58552	52	2	2
Average RPI Loss:	12- 1	.92308	11	0- 0	192	124	46	.5942	50	2	2
<hr/>											
TOTALS	RPI 1-25	RPI 26-50		W-L RECORDS	RPI 51-100		RPI 101-150		RPI 150+		
15- 8	0- 4	2- 3		OVERALL	3- 0		2- 1		8- 0		
4- 4	0- 2	1- 1		HOME	0- 0		0- 1		3- 0		
5- 3	0- 2	1- 1		AWAY	2- 0		2- 0		0- 0		
6- 1	0- 0	0- 1		NEUTRAL	1- 0		0- 0		5- 0		
<hr/>											
12- 1	0- 0	0- 1		NON-CONFERENCE	3- 0		1- 0		8- 0		
3- 0	0- 0	0- 0		HOME	0- 0		0- 0		3- 0		
3- 0	0- 0	0- 0		AWAY	2- 0		1- 0		0- 0		
6- 1	0- 0	0- 1		NEUTRAL	1- 0		0- 0		5- 0		
<hr/>											
3- 7	0- 4	2- 2		CONFERENCE	0- 0		1- 1		0- 0		
1- 4	0- 2	1- 1		HOME	0- 0		0- 1		0- 0		
2- 3	0- 2	1- 1		AWAY	0- 0		1- 0		0- 0		
0- 0	0- 0	0- 0		NEUTRAL	0- 0		0- 0		0- 0		
<hr/>											
RPI S	Opponent	Score	RPI S	Opponent	Score	RPI S	Opponent	Score	RPI S	Opponent	Score
2	H Penn St.	0 3	26	H Michigan	3 0	64	N Cal St. Northridge	3 1	103	H Indiana	1 3
3	A Nebraska	0 3	32	A Illinois	2 3	73	A Long Beach St.	3 1	108	A South Fla.	3 0
9	A Minnesota	0 3	34	N Creighton	1 3	88	A Ga. Southern	3 2	112	A Iowa	3 2
22	H Ohio St.	1 3	42	A Northwestern	3 1				157	H North Dakota St.	3 0
			44	H Michigan St.	1 3				165	N South Ala.	3 1
									171	N James Madison	3 0
									201	H Milwaukee	3 0
									222	N UCF	3 0
									246	H Drake	3 0
									248	N Jacksonville	3 0
									325	N Savannah St.	3 0
<hr/>											
LAST 10 GAMES											
103 H Indiana 1 3						44 H Michigan St. 1 3					
9 A Minnesota 0 3						22 H Ohio St. 1 3					
112 A Iowa 3 2						2 H Penn St. 0 3					
3 A Nebraska 0 3						32 A Illinois 2 3					
26 H Michigan 3 0						42 A Northwestern 3 1					

Non-Div. I Games:

Wisconsin

Average RPI Win:	144	WON-LOST RECORD	WINNING PCT. RANK	LAST 10 GAMES	STRENGTH OF SCHEDULE	OPP. STRENGTH OF SCHEDULE	TEAM RPI	ADJ RPI	CONF. RPI	ADJ CONF. RPI		
DIV. I ONLY		13- 9	.59091	119	5- 5	58	36	58	.58444	53	5	5
DIV. I NON-CONF.		9- 4	.69231	80	1- 0	84	65	62	.58464	59	5	5
<hr/>												
TOTALS	RPI 1-25	RPI 26-50			W-L RECORDS	RPI 51-100		RPI 101-150		RPI 150+		
13- 9	0- 4	3- 3			OVERALL	1- 2		3- 0		6- 0		
6- 6	0- 2	1- 2			HOME	0- 2		2- 0		3- 0		
5- 1	0- 1	2- 0			AWAY	0- 0		1- 0		2- 0		
2- 2	0- 1	0- 1			NEUTRAL	1- 0		0- 0		1- 0		
<hr/>												
9- 4	0- 1	1- 2			NON-CONFERENCE	1- 1		2- 0		5- 0		
5- 2	0- 0	0- 1			HOME	0- 1		2- 0		3- 0		
2- 0	0- 0	1- 0			AWAY	0- 0		0- 0		1- 0		
2- 2	0- 1	0- 1			NEUTRAL	1- 0		0- 0		1- 0		
<hr/>												
4- 5	0- 3	2- 1			CONFERENCE	0- 1		1- 0		1- 0		
1- 4	0- 2	1- 1			HOME	0- 1		0- 0		0- 0		
3- 1	0- 1	1- 0			AWAY	0- 0		1- 0		1- 0		
0- 0	0- 0	0- 0			NEUTRAL	0- 0		0- 0		0- 0		
<hr/>												
RPI S	Opponent	Score		RPI S	Opponent	Score		RPI S	Opponent	Score		
8 N	Kansas	1	3	31 A	St. Mary's (CA)	3	0	55 H	San Francisco	2	3	
15 H	BYU	2	3	31 H	St. Mary's (CA)	1	3	80 H	UC Santa Barbara	0	3	
19 A	San Diego	0	3	40 A	Notre Dame	3	1	95 N	Xavier	3	1	
19 H	San Diego	1	3	43 H	Santa Clara	3	0					
				47 H	Arizona St.	1	3					
				50 N	Virginia Tech	2	3					

Non-Div. I Games:

Loyola Marymount

Average RPI Win: 147		WON-LOST	WINNING	LAST 10	STRENGTH OF		OPP. STRENGTH	TEAM	ADJ	CONF.	ADJ CONF.		
Average RPI Loss: 62		RECORD	PCT. RANK	GAMES	SCHEDULE		OF SCHEDULE	RPI	RPI	RPI	RPI		
DIV. I ONLY		16- 6	.72727	45	5- 5		113	66	56	.5841	54	9	8
DIV. I NON-CONF.		12- 1	.92308	11	1- 0		70	58	22	.64901	22	7	7
TOTALS		RPI 1-25	RPI 26-50		W-L RECORDS		RPI 51-100		RPI 101-150		RPI 150+		
16- 6	0- 2	2- 0		OVERALL		1- 3		7- 1		6- 0			
6- 1	0- 0	0- 0		HOME		1- 1		2- 0		3- 0			
4- 5	0- 2	1- 0		AWAY		0- 2		2- 1		1- 0			
6- 0	0- 0	1- 0		NEUTRAL		0- 0		3- 0		2- 0			
12- 1	0- 1	2- 0		NON-CONFERENCE		1- 0		5- 0		4- 0			
3- 0	0- 0	0- 0		HOME		1- 0		1- 0		1- 0			
3- 1	0- 1	1- 0		AWAY		0- 0		1- 0		1- 0			
6- 0	0- 0	1- 0		NEUTRAL		0- 0		3- 0		2- 0			
4- 5	0- 1	0- 0		CONFERENCE		0- 3		2- 1		2- 0			
3- 1	0- 0	0- 0		HOME		0- 1		1- 0		2- 0			
1- 4	0- 1	0- 0		AWAY		0- 2		1- 1		0- 0			
0- 0	0- 0	0- 0		NEUTRAL		0- 0		0- 0		0- 0			
RPI S	Opponent	Score		RPI S	Opponent	Score		RPI S	Opponent	Score			
1 A	Stanford	0	3	33 A	Marquette	3	2	64 A	Cal St. Northridge	2	3		
18 A	Hawaii	2	3	43 N	Santa Clara	3	2	73 A	Long Beach St.	0	3		
								80 H	UC Santa Barbara	2	3		
								84 H	Portland St.	3	0		
								112 N	Iowa	3	1		
								125 N	Washington St.	3	0		
								127 A	Idaho	3	2		
								130 H	Northern Ill.	3	0		
								135 A	UC Davis	1	3		
								136 A	UC Irvine	3	0		
								143 H	Cal St. Fullerton	3	2		
								145 N	Loyola Chicago	3	0		
								193 A	San Jose St.	3	0		
								194 H	Cal Poly	3	0		
								197 N	Montana	3	2		
								201 N	Milwaukee	3	1		
								221 H	Nevada	3	0		
								264 H	UC Riverside	3	0		
LAST 10 GAMES													
18 A	Hawaii	2	3	136 A	UC Irvine	3	0						
64 A	Cal St. Northridge	2	3	264 H	UC Riverside	3	0						
80 H	UC Santa Barbara	2	3	143 H	Cal St. Fullerton	3	2						
194 H	Cal Poly	3	0	193 A	San Jose St.	3	0						
73 A	Long Beach St.	0	3	135 A	UC Davis	1	3						

Non-Div. I Games:

Pacific

Average RPI Win:		152	WON-LOST		WINNING		LAST 10		STRENGTH OF		OPP. STRENGTH		TEAM	ADJ		CONF.		ADJ CONF.		
Average RPI Loss:		31	RECORD		PCT. RANK		GAMES		SCHEDULE		OF SCHEDULE		RPI	RPI		RPI		RPI		
DIV. I ONLY			12- 9		.57143		129		4- 6		45		39		57		.58346		55	
DIV. I NON-CONF.			9- 4		.69231		80		1- 1		96		53		67		.58321		62	
TOTALS		RPI 1-25		RPI 26-50		W-L RECORDS		RPI 51-100		RPI 101-150		RPI 150+								
12- 9		0- 6		2- 1		OVERALL		2- 1		2- 1		6- 0								
4- 2		0- 2		1- 0		HOME		1- 0		0- 0		2- 0								
4- 6		0- 4		0- 1		AWAY		1- 0		2- 1		1- 0								
4- 1		0- 0		1- 0		NEUTRAL		0- 1		0- 0		3- 0								
9- 4		0- 2		2- 0		NON-CONFERENCE		1- 1		1- 1		5- 0								
4- 0		0- 0		1- 0		HOME		1- 0		0- 0		2- 0								
1- 3		0- 2		0- 0		AWAY		0- 0		1- 1		0- 0								
4- 1		0- 0		1- 0		NEUTRAL		0- 1		0- 0		3- 0								
3- 5		0- 4		0- 1		CONFERENCE		1- 0		1- 0		1- 0								
0- 2		0- 2		0- 0		HOME		0- 0		0- 0		0- 0								
3- 3		0- 2		0- 1		AWAY		1- 0		1- 0		1- 0								
0- 0		0- 0		0- 0		NEUTRAL		0- 0		0- 0		0- 0								
RPI	S	Opponent		Score		RPI	S	Opponent		Score		RPI	S	Opponent		Score				
1	A	Stanford		0	3	29	A	Pepperdine		1	3	53	A	Loyola Marymount		3	2			
15	A	BYU		1	3	41	H	California		3	0	61	N	Baylor		1	3			
15	H	BYU		1	3	41	N	California		3	2	64	H	Cal St. Northridge		3	0			
18	A	Hawaii		0	3															
19	A	San Diego		1	3															
19	H	San Diego		2	3															
														</						

Non-Div. I Games:

San Francisco

Average RPI Win:	169	WON-LOST	WINNING	LAST 10		STRENGTH OF	OPP. STRENGTH	TEAM		ADJ	CONF.	ADJ CONF.
Average RPI Loss:	93	RECORD	PCT. RANK	GAMES		SCHEDULE	OF SCHEDULE	RPI		RPI	RPI	RPI
DIV. I ONLY		20- 4	.83333	25	9- 1	169	104	54	.58315	56	12	12
DIV. I NON-CONF.		11- 2	.84615	31	1- 0	212	82	76	.57654	71	14	13
<hr/>												
TOTALS	RPI 1-25	RPI 26-50		W-L RECORDS		RPI 51-100		RPI 101-150		RPI 150+		
20- 4	0- 0	0- 1		OVERALL		1- 1		8- 2		11- 0		
10- 2	0- 0	0- 0		HOME		0- 1		4- 1		6- 0		
6- 2	0- 0	0- 1		AWAY		0- 0		2- 1		4- 0		
4- 0	0- 0	0- 0		NEUTRAL		1- 0		2- 0		1- 0		
11- 2	0- 0	0- 1		NON-CONFERENCE		1- 1		4- 0		6- 0		
4- 1	0- 0	0- 0		HOME		0- 1		1- 0		3- 0		
3- 1	0- 0	0- 1		AWAY		0- 0		1- 0		2- 0		
4- 0	0- 0	0- 0		NEUTRAL		1- 0		2- 0		1- 0		
9- 2	0- 0	0- 0		CONFERENCE		0- 0		4- 2		5- 0		
6- 1	0- 0	0- 0		HOME		0- 0		3- 1		3- 0		
3- 1	0- 0	0- 0		AWAY		0- 0		1- 1		2- 0		
0- 0	0- 0	0- 0		NEUTRAL		0- 0		0- 0		0- 0		
<hr/>												
RPI S	Opponent	Score	RPI S	Opponent	Score	RPI S	Opponent	Score	RPI S	Opponent	Score	
			44 A	Michigan St.	2 3	51 N	Georgia	3 1	106 N	Eastern Mich.	3 0	
						98 H	Cleveland St.	0 3	114 A	Oakland	2 3	
									114 H	Oakland	1 3	
									117 A	Central Mich.	3 1	
									119 H	IUPUI	3 1	
									123 H	Ball St.	3 1	
									129 N	Albany (NY)	3 0	
									133 A	UMKC	3 0	
									133 H	UMKC	3 0	
									148 H	South Dakota St.	3 0	
									157 H	North Dakota St.	3 2	
									179 A	Ill.-Chicago	3 0	
									180 A	South Dakota	3 1	
									180 H	South Dakota	3 2	
									191 H	Kent St.	3 0	
									195 A	Toledo	3 1	
									208 N	Texas-Arlington	3 0	
									214 H	Western Ill.	3 1	
									230 A	Neb. Omaha	3 2	
									297 H	Wright St.	3 0	
									298 H	Murray St.	3 0	
<hr/>												
LAST 10 GAMES												
			180 H	South Dakota	3 2		230 A	Neb. Omaha	3 2			
			133 H	UMKC	3 0		157 H	North Dakota St.	3 2			
			195 A	Toledo	3 1		148 H	South Dakota St.	3 0			
			114 H	Oakland	1 3		133 A	UMKC	3 0			
			214 H	Western Ill.	3 1		180 A	South Dakota	3 1			

Non-Div. I Games:

Average RPI Win:		148	WON-LOST		WINNING		LAST 10		STRENGTH OF		OPP. STRENGTH		TEAM	ADJ		CONF.		ADJ CONF.						
Average RPI Loss:		57	RECORD		PCT. RANK		GAMES		SCHEDULE		OF SCHEDULE		RPI	RPI		RPI		RPI						
DIV. I ONLY			14- 8		.63636		96		9- 1		65		77		60		.58184		57		11		11	
DIV. I NON-CONF.			5- 7		.41667		205		1- 0		15		44		84		.56457		82		11		11	
TOTALS		RPI 1-25		RPI 26-50		W-L RECORDS		RPI 51-100		RPI 101-150		RPI 150+												
14- 8		0- 2		0- 3		OVERALL		3- 2		4- 1		7- 0												
6- 1		0- 0		0- 0		HOME		2- 0		1- 1		3- 0												
5- 3		0- 2		0- 1		AWAY		0- 0		3- 0		2- 0												
3- 4		0- 0		0- 2		NEUTRAL		1- 2		0- 0		2- 0												
5- 7		0- 2		0- 3		NON-CONFERENCE		1- 2		2- 0		2- 0												
1- 0		0- 0		0- 0		HOME		0- 0		1- 0		0- 0												
1- 3		0- 2		0- 1		AWAY		0- 0		1- 0		0- 0												
3- 4		0- 0		0- 2		NEUTRAL		1- 2		0- 0		2- 0												
9- 1		0- 0		0- 0		CONFERENCE		2- 0		2- 1		5- 0												
5- 1		0- 0		0- 0		HOME		2- 0		0- 1		3- 0												
4- 0		0- 0		0- 0		AWAY		0- 0		2- 0		2- 0												
0- 0		0- 0		0- 0		NEUTRAL		0- 0		0- 0		0- 0												
RPI	S	Opponent		Score		RPI	S	Opponent		Score		RPI	S	Opponent		Score		RPI	S	Opponent		Score		
15	A	BYU		0	3	33	A	Marquette		0	3	58	H	Ohio		3	0	103	A	Indiana		3	1	
23	A	Purdue		0	3	42	N	Northwestern		1	3	72	N	Utah		2	3	106	A	Eastern Mich.		3	2	
						49	N	Georgia Tech		1	3	84	N	Portland St.		3	1	114	H	Oakland		3	2	
												89	H	Western Mich.		3	2	117	A	Central Mich.		3	2	
												98	N	Cleveland St.		0	3	123	H	Ball St.		1	3	
																		168	A	Akron		3	0	
																		174	N	UAB		3	1	
																		191	H	Kent St.		3	0	
																		195	H	Toledo		3	1	
																		216	N	Jacksonville St.		3	1	
																		224	H	Miami (OH)		3	0	
																		235	A	Buffalo		3	1	
						LAST 10 GAMES																		
						195	H	Toledo		3	1	89	H	Western Mich.		3	2							
						123	H	Ball St.		1	3	224	H	Miami (OH)		3	0							
						117	A	Central Mich.		3	2	235	A	Buffalo		3	1							
						106	A	Eastern Mich.		3	2	168	A	Akron		3	0							
						114	H	Oakland		3	2	191	H	Kent St.		3	0							

Non-Div. I Games:

Bowling Green

Average RPI Win: 177		WON-LOST RECORD		WINNING PCT. RANK		LAST 10 GAMES		STRENGTH OF SCHEDULE		OPP. STRENGTH OF SCHEDULE		TEAM RPI		ADJ RPI		CONF. RPI		ADJ CONF. RPI	
DIV. I ONLY		14- 8		.63636 96		9- 1		67		75		61		.58157 58		11		11	
DIV. I NON-CONF.		5- 7		.41667 205		0- 0		16		38		85		.56438 83		11		11	
TOTALS		RPI 1-25		RPI 26-50		W-L RECORDS		RPI 51-100		RPI 101-150		RPI 150+							
14- 8		0- 3		0- 4		OVERALL		1- 1		4- 0		9- 0							
10- 2		0- 2		0- 0		HOME		1- 0		3- 0		6- 0							
4- 4		0- 1		0- 2		AWAY		0- 1		1- 0		3- 0							
0- 2		0- 0		0- 2		NEUTRAL		0- 0		0- 0		0- 0							
5- 7		0- 3		0- 4		NON-CONFERENCE		0- 0		1- 0		4- 0							
4- 2		0- 2		0- 0		HOME		0- 0		1- 0		3- 0							
1- 3		0- 1		0- 2		AWAY		0- 0		0- 0		1- 0							
0- 2		0- 0		0- 2		NEUTRAL		0- 0		0- 0		0- 0							
9- 1		0- 0		0- 0		CONFERENCE		1- 1		3- 0		5- 0							
6- 0		0- 0		0- 0		HOME		1- 0		2- 0		3- 0							
3- 1		0- 0		0- 0		AWAY		0- 1		1- 0		2- 0							
0- 0		0- 0		0- 0		NEUTRAL		0- 0		0- 0		0- 0							
RPI S	Opponent		Score		RPI S	Opponent		Score		RPI S	Opponent		Score		RPI S	Opponent		Score	
6 H	Oregon		1	3	28 A	North Carolina St.		0	3	57 A	Bowling Green		0	3	106 H	Eastern Mich.		3	0
20 H	Kentucky		1	3	29 N	Pepperdine		0	3	89 H	Western Mich.		3	0	123 A	Ball St.		3	0
24 A	North Carolina		2	3	32 N	Illinois		1	3						130 H	Northern Ill.		3	1
					38 A	Dayton		1	3						137 H	Montana St.		3	0
															168 H	Akron		3	0
															191 H	Kent St.		3	0
															195 A	Toledo		3	2
															202 H	Niagara		3	0
															212 A	UNC Greensboro		3	0
															217 H	Belmont		3	0
															224 A	Miami (OH)		3	0
															235 H	Buffalo		3	0
															250 H	Western Caro.		3	0
					LAST 10 GAMES														
							89 H	Western Mich.	3	0					168 H		Akron	3	0
							130 H	Northern Ill.	3	1					106 H		Eastern Mich.	3	0
							123 A	Ball St.	3	0					191 H		Kent St.	3	0
							195 A	Toledo	3	2					224 A		Miami (OH)	3	0
							235 H	Buffalo	3	0					57 A		Bowling Green	0	3

Non-Div. I Games:

Ohio

Average RPI Win: 181		WON-LOST	WINNING	LAST 10	STRENGTH OF		OPP. STRENGTH	TEAM	ADJ	CONF.	ADJ CONF.		
Average RPI Loss: 67		RECORD	PCT. RANK	GAMES	SCHEDULE		OF SCHEDULE	RPI	RPI	RPI	RPI		
DIV. I ONLY		18- 3	.85714	18	9- 1		183	144	55	.57983	59	14	14
DIV. I NON-CONF.		8- 1	.88889	22	0- 0		201	102	56	.58454	60	12	12
TOTALS		RPI 1-25	RPI 26-50		W-L RECORDS		RPI 51-100		RPI 101-150		RPI 150+		
18- 3	0- 0	0- 1		OVERALL		5- 2		2- 0		11- 0			
5- 0	0- 0	0- 0		HOME		1- 0		1- 0		3- 0			
7- 3	0- 0	0- 1		AWAY		3- 2		1- 0		3- 0			
6- 0	0- 0	0- 0		NEUTRAL		1- 0		0- 0		5- 0			
8- 1	0- 0	0- 1		NON-CONFERENCE		3- 0		0- 0		5- 0			
0- 0	0- 0	0- 0		HOME		0- 0		0- 0		0- 0			
2- 1	0- 0	0- 1		AWAY		2- 0		0- 0		0- 0			
6- 0	0- 0	0- 0		NEUTRAL		1- 0		0- 0		5- 0			
10- 2	0- 0	0- 0		CONFERENCE		2- 2		2- 0		6- 0			
5- 0	0- 0	0- 0		HOME		1- 0		1- 0		3- 0			
5- 2	0- 0	0- 0		AWAY		1- 2		1- 0		3- 0			
0- 0	0- 0	0- 0		NEUTRAL		0- 0		0- 0		0- 0			
RPI S	Opponent	Score	RPI S	Opponent	Score	RPI S	Opponent	Score	RPI S	Opponent	Score		
			41 A	California	1 3	66 N	Fresno St.	3 1	137 H	Montana St.	3 0		
						75 A	Idaho St.	1 3	139 A	North Dakota	3 0		
						75 H	Idaho St.	3 1	184 N	CSU Bakersfield	3 1		
						76 A	UNLV	3 1	185 N	Penn	3 1		
						81 A	Colorado	3 1	192 H	Sacramento St.	3 1		
						83 A	Northern Colo.	3 1	197 H	Montana	3 0		
						84 A	Portland St.	0 3	210 A	Southern Utah	3 1		
									252 A	Weber St.	3 0		
									252 H	Weber St.	3 2		
									260 N	Cornell	3 0		
									264 N	UC Riverside	3 0		
									303 A	Eastern Wash.	3 1		
									305 N	Citadel	3 0		
LAST 10 GAMES													
			75 H	Idaho St.	3 1		137 H	Montana St.	3 0				
			252 H	Weber St.	3 2		303 A	Eastern Wash.	3 1				
			139 A	North Dakota	3 0		84 A	Portland St.	0 3				
			83 A	Northern Colo.	3 1		210 A	Southern Utah	3 1				
			197 H	Montana	3 0		192 H	Sacramento St.	3 1				

Non-Div. I Games:

Northern Ariz.

Average RPI Win: 176		WON-LOST	WINNING	LAST 10	STRENGTH OF		OPP. STRENGTH	TEAM	ADJ	CONF.	ADJ CONF.
Average RPI Loss: 157		RECORD	PCT. RANK	GAMES	SCHEDULE		OF SCHEDULE	RPI	RPI	RPI	RPI
DIV. I ONLY		21- 3	.875	12	207		125	53	.57763	60	13
DIV. I NON-CONF.		14- 1	.93333	9	220		120	51	.5915	52	13
TOTALS		RPI 1-25	RPI 26-50	W-L RECORDS	RPI 51-100		RPI 101-150	RPI 150+			
21- 3	0- 0		1- 0	OVERALL	2- 1		7- 1	11- 1			
9- 0	0- 0		0- 0	HOME	1- 0		4- 0	4- 0			
7- 2	0- 0		1- 0	AWAY	0- 1		2- 0	4- 1			
5- 1	0- 0		0- 0	NEUTRAL	1- 0		1- 1	3- 0			
14- 1	0- 0		1- 0	NON-CONFERENCE	1- 0		4- 1	8- 0			
5- 0	0- 0		0- 0	HOME	0- 0		2- 0	3- 0			
4- 0	0- 0		1- 0	AWAY	0- 0		1- 0	2- 0			
5- 1	0- 0		0- 0	NEUTRAL	1- 0		1- 1	3- 0			
7- 2	0- 0		0- 0	CONFERENCE	1- 1		3- 0	3- 1			
4- 0	0- 0		0- 0	HOME	1- 0		2- 0	1- 0			
3- 2	0- 0		0- 0	AWAY	0- 1		1- 0	2- 1			
0- 0	0- 0		0- 0	NEUTRAL	0- 0		0- 0	0- 0			
RPI S	Opponent	Score	RPI S	Opponent	Score	RPI S	Opponent	Score	RPI S	Opponent	Score
			28 A	North Carolina St.	3 2	99 N	Illinois St.	3 1	108 N	South Fla.	0 3
						100 A	Duquesne	1 3	123 A	Ball St.	3 1
						100 H	Duquesne	3 0	129 N	Albany (NY)	3 0
									141 H	Liberty	3 0
									142 H	Virginia	3 2
									146 A	George Washington	3 0
									146 H	George Washington	3 0
									147 H	Saint Louis	3 1
									155 A	Army	3 1
									169 H	Butler	3 0
									182 H	Middle Tenn.	3 2
									191 N	Kent St.	3 1
									205 H	Georgetown	3 1
									225 A	Rhode Island	3 0
									229 A	Charlotte	3 0
									261 H	Appalachian St.	3 2
									262 A	Fordham	1 3
									280 N	Sacred Heart	3 0
									292 N	Gardner-Webb	3 1
									296 A	Norfolk St.	3 0
			LAST 10 GAMES								
			100 H	Duquesne	3 0	229 A	Charlotte	3 0			
			146 H	George Washington	3 0	141 H	Liberty	3 0			
			169 H	Butler	3 0	262 A	Fordham	1 3			
			147 H	Saint Louis	3 1	225 A	Rhode Island	3 0			
			296 A	Norfolk St.	3 0	146 A	George Washington	3 0			

Non-Div. I Games:

VCU

Average RPI Win: 178		WON-LOST	WINNING	LAST 10	STRENGTH OF		OPP. STRENGTH	TEAM	ADJ	CONF.	ADJ CONF.		
Average RPI Loss: 33		RECORD	PCT. RANK	GAMES	SCHEDULE		OF SCHEDULE	RPI	RPI	RPI	RPI		
DIV. I ONLY		16- 7	.69565	55	4- 6		103	73	62	.57705	61	3	3
DIV. I NON-CONF.		13- 2	.86667	27	1- 1		208	159	77	.57411	77	3	3
TOTALS		RPI 1-25	RPI 26-50		W-L RECORDS		RPI 51-100		RPI 101-150		RPI 150+		
16- 7	0- 5	1- 1		OVERALL		4- 0		2- 1		9- 0			
7- 2	0- 2	0- 0		HOME		3- 0		1- 0		3- 0			
2- 5	0- 3	0- 1		AWAY		0- 0		0- 1		2- 0			
7- 0	0- 0	1- 0		NEUTRAL		1- 0		1- 0		4- 0			
13- 2	0- 1	1- 0		NON-CONFERENCE		2- 0		2- 1		8- 0			
4- 0	0- 0	0- 0		HOME		1- 0		1- 0		2- 0			
2- 2	0- 1	0- 0		AWAY		0- 0		0- 1		2- 0			
7- 0	0- 0	1- 0		NEUTRAL		1- 0		1- 0		4- 0			
3- 5	0- 4	0- 1		CONFERENCE		2- 0		0- 0		1- 0			
3- 2	0- 2	0- 0		HOME		2- 0		0- 0		1- 0			
0- 3	0- 2	0- 1		AWAY		0- 0		0- 0		0- 0			
0- 0	0- 0	0- 0		NEUTRAL		0- 0		0- 0		0- 0			
RPI S	Opponent	Score	RPI S	Opponent	Score	RPI S	Opponent	Score	RPI S	Opponent	Score		
4 H	Texas	0 3	37 A	Iowa St.	1 3	55 N	San Francisco	3 1	111 N	Arkansas St.	3 1		
8 A	Kansas	2 3	41 N	California	3 0	63 H	TCU	3 2	128 A	North Texas	0 3		
12 H	Kansas St.	1 3				87 H	Texas Tech	3 1	144 H	Texas St.	3 0		
18 A	Hawaii	0 3				91 H	A&M-Corpus Christi	3 0	153 N	UTEP	3 0		
21 A	Oklahoma	0 3							183 H	West Virginia	3 0		
									221 H	Nevada	3 1		
									269 N	Binghamton	3 2		
									272 A	McNeese St.	3 1		
									274 N	Hampton	3 2		
									284 A	Tulane	3 0		
									284 H	Tulane	3 1		
									317 N	Bethune-Cookman	3 0		
LAST 10 GAMES													
183 H	West Virginia	3 0	12 H	Kansas St.	1 3								
63 H	TCU	3 2	4 H	Texas	0 3								
21 A	Oklahoma	0 3	37 A	Iowa St.	1 3								
87 H	Texas Tech	3 1	128 A	North Texas	0 3								
8 A	Kansas	2 3	153 N	UTEP	3 0								

Non-Div. I Games:

Baylor

Average RPI Win: 182		WON-LOST	WINNING	LAST 10	STRENGTH OF	OPP. STRENGTH	TEAM	ADJ	CONF.	ADJ CONF.					
Average RPI Loss: 30		RECORD	PCT. RANK	GAMES	SCHEDULE	OF SCHEDULE	RPI	RPI	RPI	RPI					
DIV. I ONLY		13- 8	.61905	101	4- 6	71	58	66	.57495	63	3	3			
DIV. I NON-CONF.		11- 2	.84615	31	2- 0	146	133	53	.58887	55	3	3			
<hr/>															
TOTALS		RPI 1-25	RPI 26-50		W-L RECORDS		RPI 51-100		RPI 101-150		RPI 150+				
13- 8		0- 5	1- 1		OVERALL		2- 2		1- 0		9- 0				
7- 3		0- 3	0- 0		HOME		2- 0		0- 0		5- 0				
3- 4		0- 2	1- 1		AWAY		0- 1		0- 0		2- 0				
3- 1		0- 0	0- 0		NEUTRAL		0- 1		1- 0		2- 0				
11- 2		0- 1	1- 0		NON-CONFERENCE		1- 1		1- 0		8- 0				
6- 1		0- 1	0- 0		HOME		1- 0		0- 0		5- 0				
2- 0		0- 0	1- 0		AWAY		0- 0		0- 0		1- 0				
3- 1		0- 0	0- 0		NEUTRAL		0- 1		1- 0		2- 0				
2- 6		0- 4	0- 1		CONFERENCE		1- 1		0- 0		1- 0				
1- 2		0- 2	0- 0		HOME		1- 0		0- 0		0- 0				
1- 4		0- 2	0- 1		AWAY		0- 1		0- 0		1- 0				
0- 0		0- 0	0- 0		NEUTRAL		0- 0		0- 0		0- 0				
RPI	S	Opponent	Score	RPI	S	Opponent	Score	RPI	S	Opponent	Score				
4	A	Texas	0 3	37	A	Iowa St.	0 3	61	A	Baylor	2 3	126	N	Lipscomb	3 0
8	A	Kansas	1 3	45	A	Arizona	3 1	83	N	Northern Colo.	1 3	155	H	Army	3 1
12	H	Kansas St.	0 3					87	H	Texas Tech	3 0	176	H	SMU	3 0
14	H	Southern California	0 3					91	H	A&M-Corpus Christi	3 0	183	A	West Virginia	3 2
21	H	Oklahoma	0 3									208	H	Texas-Arlington	3 0
												217	A	Belmont	3 0
												219	H	Lehigh	3 0
												256	N	Iona	3 1
												295	N	Alabama A&M	3 0
												302	H	Prairie View	3 0
<hr/>															
LAST 10 GAMES															
		8 A Kansas	1 3			37 A Iowa St.	0 3								
		61 A Baylor	2 3			87 H Texas Tech	3 0								
		12 H Kansas St.	0 3			183 A West Virginia	3 2								
		21 H Oklahoma	0 3			219 H Lehigh	3 0								
		4 A Texas	0 3			302 H Prairie View	3 0								

Non-Div. I Games:

TCU

Average RPI Win:		147	WON-LOST RECORD		WINNING PCT. RANK		LAST 10 GAMES		STRENGTH OF SCHEDULE		OPP. STRENGTH OF SCHEDULE		TEAM RPI		ADJ RPI		CONF. RPI		ADJ CONF. RPI				
DIV. I ONLY			15- 7		.68182 63		6- 4		101		85		70		.57486 64		9		8				
DIV. I NON-CONF.			9- 3		.75 60		0- 0		94		90		55		.59092 54		7		7				
TOTALS		RPI 1-25		RPI 26-50		W-L RECORDS		RPI 51-100		RPI 101-150		RPI 150+											
15- 7		0- 2		1- 0		OVERALL		4- 3		3- 2		7- 0											
4- 2		0- 1		0- 0		HOME		2- 0		2- 1		0- 0											
5- 3		0- 1		1- 0		AWAY		1- 2		1- 0		2- 0											
6- 2		0- 0		0- 0		NEUTRAL		1- 1		0- 1		5- 0											
9- 3		0- 0		1- 0		NON-CONFERENCE		2- 2		1- 1		5- 0											
1- 0		0- 0		0- 0		HOME		0- 0		1- 0		0- 0											
2- 1		0- 0		1- 0		AWAY		1- 1		0- 0		0- 0											
6- 2		0- 0		0- 0		NEUTRAL		1- 1		0- 1		5- 0											
6- 4		0- 2		0- 0		CONFERENCE		2- 1		2- 1		2- 0											
3- 2		0- 1		0- 0		HOME		2- 0		1- 1		0- 0											
3- 2		0- 1		0- 0		AWAY		0- 1		1- 0		2- 0											
0- 0		0- 0		0- 0		NEUTRAL		0- 0		0- 0		0- 0											
RPI	S	Opponent		Score		RPI	S	Opponent		Score		RPI	S	Opponent		Score							
18	A	Hawaii		1 3		45	A	Arizona		3 2		52	N	Wisconsin		1 3							
18	H	Hawaii		2 3								54	H	Pacific		3 2							
												55	A	San Francisco		0 3							
												73	H	Long Beach St.		3 1							
												80	A	UC Santa Barbara		0 3							
												87	N	Texas Tech		3 0							
												96	A	Rice		3 0							
												127	H	Idaho		3 1							
												135	H	UC Davis		3 1							
												136	H	UC Irvine		1 3							
												138	N	Utah Valley		1 3							
												143	A	Cal St. Fullerton		3 1							
												159	N	LIU Brooklyn		3 2							
												162	N	Houston Baptist		3 0							
												171	N	James Madison		3 0							
												194	A	Cal Poly		3 0							
												209	N	Evansville		3 0							
												264	A	UC Riverside		3 2							
												287	N	La Salle		3 0							
LAST 10 GAMES																							
135 H UC Davis						3 1						136 H UC Irvine						1 3					
54 H Pacific						3 2						73 H Long Beach St.						3 1					
18 A Hawaii						1 3						264 A UC Riverside						3 2					
194 A Cal Poly						3 0						143 A Cal St. Fullerton						3 1					
80 A UC Santa Barbara						0 3						18 H Hawaii						2 3					

Non-Div. I Games:

Cal St. Northridge

Average RPI Win: 156		WON-LOST RECORD		WINNING PCT. RANK		LAST 10 GAMES		STRENGTH OF SCHEDULE		OPP. STRENGTH OF SCHEDULE		TEAM RPI		ADJ RPI		CONF. RPI		ADJ CONF. RPI	
DIV. I ONLY		13- 8		.61905 101		3- 7		69		56		65		.57415 65		4		4	
DIV. I NON-CONF.		9- 1		.9 20		0- 0		71		154		34		.62644 36		4		4	
TOTALS		RPI 1-25		RPI 26-50		W-L RECORDS		RPI 51-100		RPI 101-150		RPI 150+							
13- 8		0- 3		0- 3		OVERALL		2- 2		4- 0		7- 0							
6- 2		0- 0		0- 1		HOME		2- 1		1- 0		3- 0							
4- 5		0- 3		0- 1		AWAY		0- 1		1- 0		3- 0							
3- 1		0- 0		0- 1		NEUTRAL		0- 0		2- 0		1- 0							
9- 1		0- 0		0- 1		NON-CONFERENCE		1- 0		3- 0		5- 0							
3- 0		0- 0		0- 0		HOME		1- 0		0- 0		2- 0							
3- 0		0- 0		0- 0		AWAY		0- 0		1- 0		2- 0							
3- 1		0- 0		0- 1		NEUTRAL		0- 0		2- 0		1- 0							
4- 7		0- 3		0- 2		CONFERENCE		1- 2		1- 0		2- 0							
3- 2		0- 0		0- 1		HOME		1- 1		1- 0		1- 0							
1- 5		0- 3		0- 1		AWAY		0- 1		0- 0		1- 0							
0- 0		0- 0		0- 0		NEUTRAL		0- 0		0- 0		0- 0							
RPI	S	Opponent		Score		RPI	S	Opponent		Score		RPI	S	Opponent		Score			
10	A	Florida		0 3		27	A	Texas A&M		1 3		51	A	Georgia		0 3			
20	A	Kentucky		1 3		36	N	Wichita St.		1 3		70	H	LSU		1 3			
25	A	Arkansas		0 3		48	H	Missouri		2 3		82	H	South Carolina		3 1			
												88	H	Ga. Southern		3 1			

Non-Div. I Games:

Auburn

Average RPI Win:	128	WON-LOST RECORD	WINNING PCT. RANK	LAST 10 GAMES	STRENGTH OF SCHEDULE	OPP. STRENGTH OF SCHEDULE	TEAM RPI	ADJ RPI	CONF. RPI	ADJ CONF. RPI	
DIV. I ONLY		13- 8	.61905 101	7- 3	53	94	59	.57393 66	7	7	
DIV. I NON-CONF.		8- 5	.61538 112	2- 0	50	97	64	.57867 70	8	8	
<hr/>											
TOTALS	RPI 1-25	RPI 26-50		W-L RECORDS	RPI 51-100		RPI 101-150		RPI 150+		
13- 8	0- 1	1- 1		OVERALL	5- 3		2- 1		5- 2		
5- 3	0- 0	1- 0		HOME	1- 1		2- 1		1- 1		
4- 3	0- 1	0- 0		AWAY	1- 1		0- 0		3- 1		
4- 2	0- 0	0- 1		NEUTRAL	3- 1		0- 0		1- 0		
<hr/>											
8- 5	0- 1	0- 1		NON-CONFERENCE	4- 1		1- 1		3- 1		
2- 2	0- 0	0- 0		HOME	0- 0		1- 1		1- 1		
2- 1	0- 1	0- 0		AWAY	1- 0		0- 0		1- 0		
4- 2	0- 0	0- 1		NEUTRAL	3- 1		0- 0		1- 0		
<hr/>											
5- 3	0- 0	1- 0		CONFERENCE	1- 2		1- 0		2- 1		
3- 1	0- 0	1- 0		HOME	1- 1		1- 0		0- 0		
2- 2	0- 0	0- 0		AWAY	0- 1		0- 0		2- 1		
0- 0	0- 0	0- 0		NEUTRAL	0- 0		0- 0		0- 0		
<hr/>											
RPI S	Opponent	Score	RPI S	Opponent	Score	RPI S	Opponent	Score	RPI S	Opponent	Score
19 A	San Diego	0 3	39 H	Colorado St.	3 2	59 N	Northern Ariz.	1 3	102 H	Wyoming	3 2
			47 N	Arizona St.	0 3	69 H	New Mexico	3 1	135 H	UC Davis	3 0
						71 A	San Diego St.	2 3	138 H	Utah Valley	2 3
						75 N	Idaho St.	3 0	153 A	UTEP	3 2
						76 H	UNLV	1 3	164 A	Air Force	1 3
						80 N	UC Santa Barbara	3 2	172 A	Boise St.	3 2
						81 A	Colorado	3 0	184 H	CSU Bakersfield	3 0
						90 N	Yale	3 0	192 H	Sacramento St.	2 3
									221 A	Nevada	3 0
									260 N	Cornell	3 0
<hr/>											
LAST 10 GAMES											
	76 H	UNLV	1	3		71 A	San Diego St.	2	3		
	184 H	CSU Bakersfield	3	0		69 H	New Mexico	3	1		
	102 H	Wyoming	3	2		164 A	Air Force	1	3		
	39 H	Colorado St.	3	2		172 A	Boise St.	3	2		
	221 A	Nevada	3	0		80 N	UC Santa Barbara	3	2		

Non-Div. I Games:

Fresno St.

Average RPI Win: 176		WON-LOST	WINNING	LAST 10	STRENGTH OF		OPP. STRENGTH	TEAM	ADJ	CONF.	ADJ CONF.
Average RPI Loss: 51		RECORD	PCT. RANK	GAMES	SCHEDULE		OF SCHEDULE	RPI	RPI	RPI	RPI
DIV. I ONLY		14- 8	.63636	96	70		96	67	.57352	67	6
DIV. I NON-CONF.		9- 2	.81818	39	124		249	71	.57534	76	6
TOTALS		RPI 1-25	RPI 26-50		W-L RECORDS		RPI 51-100		RPI 101-150		RPI 150+
14- 8	0- 3	1- 2		OVERALL		2- 2		2- 1		9- 0	
9- 3	0- 2	1- 0		HOME		1- 0		2- 1		5- 0	
2- 5	0- 1	0- 2		AWAY		1- 2		0- 0		1- 0	
3- 0	0- 0	0- 0		NEUTRAL		0- 0		0- 0		3- 0	
9- 2	0- 0	0- 0		NON-CONFERENCE		1- 2		0- 0		8- 0	
6- 0	0- 0	0- 0		HOME		1- 0		0- 0		5- 0	
0- 2	0- 0	0- 0		AWAY		0- 2		0- 0		0- 0	
3- 0	0- 0	0- 0		NEUTRAL		0- 0		0- 0		3- 0	
5- 6	0- 3	1- 2		CONFERENCE		1- 0		2- 1		1- 0	
3- 3	0- 2	1- 0		HOME		0- 0		2- 1		0- 0	
2- 3	0- 1	0- 2		AWAY		1- 0		0- 0		1- 0	
0- 0	0- 0	0- 0		NEUTRAL		0- 0		0- 0		0- 0	
RPI S	Opponent	Score	RPI S	Opponent	Score	RPI S	Opponent	Score	RPI S	Opponent	Score
13 H	Florida St.	0 3	28 A	North Carolina St.	1 3	68 A	Duke	3 2	101 H	Boston College	3 0
17 H	Miami (FL)	2 3	49 A	Georgia Tech	0 3	82 A	South Carolina	0 3	104 H	Maryland	0 3
24 A	North Carolina	1 3	50 H	Virginia Tech	3 0	92 A	Furman	1 3	142 H	Virginia	3 0
						95 H	Xavier	3 0	151 H	East Tenn. St.	3 0
									152 A	Wake Forest	3 0
									174 N	UAB	3 0
									229 H	Charlotte	3 1
									244 H	Coastal Caro.	3 0
									245 N	Georgia St.	3 0
									254 N	Winthrop	3 0
									258 H	Chattanooga	3 0
									294 H	South Carolina St.	3 0
LAST 10 GAMES											
13 H	Florida St.	0 3	142 H	Virginia	3 0						
17 H	Miami (FL)	2 3	28 A	North Carolina St.	1 3						
152 A	Wake Forest	3 0	24 A	North Carolina	1 3						
68 A	Duke	3 2	101 H	Boston College	3 0						
50 H	Virginia Tech	3 0	104 H	Maryland	0 3						

Non-Div. I Games:

Clemson

Duke				Through Games Of Sunday, Oct. 21, 2012															
Average RPI Win: 160		WON-LOST RECORD		WINNING PCT. RANK		LAST 10 GAMES		STRENGTH OF SCHEDULE		OPP. STRENGTH OF SCHEDULE		TEAM RPI		ADJ RPI		CONF. RPI		ADJ CONF. RPI	
DIV. I ONLY		12- 11		.52174 157		3- 7		27		71		68		.57338 68		6		6	
DIV. I NON-CONF.		9- 3		.75 60		0- 0		42		131		41		.61909 40		6		6	
TOTALS		RPI 1-25		RPI 26-50		W-L RECORDS		RPI 51-100		RPI 101-150		RPI 150+							
12- 11		0- 4		1- 4		OVERALL		1- 1		5- 1		5- 1							
8- 3		0- 0		1- 0		HOME		1- 1		1- 1		5- 1							
1- 7		0- 4		0- 3		AWAY		0- 0		1- 0		0- 0							
3- 1		0- 0		0- 1		NEUTRAL		0- 0		3- 0		0- 0							
9- 3		0- 1		0- 2		NON-CONFERENCE		1- 0		3- 0		5- 0							
6- 0		0- 0		0- 0		HOME		1- 0		0- 0		5- 0							
0- 2		0- 1		0- 1		AWAY		0- 0		0- 0		0- 0							
3- 1		0- 0		0- 1		NEUTRAL		0- 0		3- 0		0- 0							
3- 8		0- 3		1- 2		CONFERENCE		0- 1		2- 1		0- 1							
2- 3		0- 0		1- 0		HOME		0- 1		1- 1		0- 1							
1- 5		0- 3		0- 2		AWAY		0- 0		1- 0		0- 0							
0- 0		0- 0		0- 0		NEUTRAL		0- 0		0- 0		0- 0							
RPI S	Opponent		Score		RPI S	Opponent		Score		RPI S	Opponent		Score		RPI S	Opponent		Score	
7	A	Louisville	0	3	26	A	Michigan	2	3	67	H	Clemson	2	3	101	H	Boston College	0	3
13	A	Florida St.	1	3	28	A	North Carolina St.	1	3	97	H	Northeastern	3	1	104	H	Maryland	3	0
17	A	Miami (FL)	1	3	30	N	Western Ky.	1	3						106	N	Eastern Mich.	3	1
24	A	North Carolina	2	3	49	H	Georgia Tech	3	2						115	N	Samford	3	1
					50	A	Virginia Tech	1	3						140	N	Marshall	3	0
															142	A	Virginia	3	1
															152	H	Wake Forest	1	3
															199	H	Fairfield	3	0
															201	H	Milwaukee	3	0
															220	H	William & Mary	3	0
															228	H	Elon	3	0
															314	H	East Carolina	3	0
LAST 10 GAMES																			
					50	A	Virginia Tech	1	3	101	H	Boston College	0	3					
					142	A	Virginia	3	1	104	H	Maryland	3	0					
					152	H	Wake Forest	1	3	13	A	Florida St.	1	3					
					49	H	Georgia Tech	3	2	17	A	Miami (FL)	1	3					
					67	H	Clemson	2	3	24	A	North Carolina	2	3					

Non-Div. I Games:

Duke

Average RPI Win: 179		WON-LOST	WINNING	LAST 10	STRENGTH OF		OPP. STRENGTH	TEAM	ADJ	CONF.	ADJ CONF.		
Average RPI Loss: 67		RECORD	PCT. RANK	GAMES	SCHEDULE		OF SCHEDULE	RPI	RPI	RPI	RPI		
DIV. I ONLY		18- 5	.78261	32	6- 4		148	129	69	.57311	69	7	7
DIV. I NON-CONF.		13- 2	.86667	27	1- 1		190	178	69	.57621	73	8	8
TOTALS		RPI 1-25	RPI 26-50		W-L RECORDS		RPI 51-100		RPI 101-150		RPI 150+		
18- 5	0- 1	1- 0		OVERALL		3- 4		3- 0		11- 0			
10- 1	0- 0	1- 0		HOME		3- 1		2- 0		4- 0			
3- 4	0- 1	0- 0		AWAY		0- 3		0- 0		3- 0			
5- 0	0- 0	0- 0		NEUTRAL		0- 0		1- 0		4- 0			
13- 2	0- 1	0- 0		NON-CONFERENCE		3- 1		2- 0		8- 0			
6- 1	0- 0	0- 0		HOME		3- 1		1- 0		2- 0			
2- 1	0- 1	0- 0		AWAY		0- 0		0- 0		2- 0			
5- 0	0- 0	0- 0		NEUTRAL		0- 0		1- 0		4- 0			
5- 3	0- 0	1- 0		CONFERENCE		0- 3		1- 0		3- 0			
4- 0	0- 0	1- 0		HOME		0- 0		1- 0		2- 0			
1- 3	0- 0	0- 0		AWAY		0- 3		0- 0		1- 0			
0- 0	0- 0	0- 0		NEUTRAL		0- 0		0- 0		0- 0			
RPI S	Opponent	Score		RPI S	Opponent	Score		RPI S	Opponent	Score			
21 A	Oklahoma	0 3		39 H	Colorado St.	3 2		66 A	Fresno St.	1 3			
								71 A	San Diego St.	2 3			
								76 A	UNLV	0 3			
								80 H	UC Santa Barbara	3 2			
								88 H	Ga. Southern	3 2			
								100 H	Duquesne	3 1			
								100 H	Duquesne	2 3			
								102 H	Wyoming	3 1			
								132 H	Portland	3 0			
								149 N	UMES	3 1			
								164 H	Air Force	3 0			
								172 H	Boise St.	3 2			
								175 N	UALR	3 2			
								176 N	SMU	3 0			
								184 A	CSU Bakersfield	3 1			
								186 N	Kennesaw St.	3 0			
								221 A	Nevada	3 0			
								273 N	UNC Asheville	3 0			
								324 H	Southern U.	3 0			
								324 H	Southern U.	3 0			
								325 A	Savannah St.	3 0			
				LAST 10 GAMES									
				221 A	Nevada	3 0		66 A	Fresno St.	1 3			
				71 A	San Diego St.	2 3		184 A	CSU Bakersfield	3 1			
				164 H	Air Force	3 0		102 H	Wyoming	3 1			
				172 H	Boise St.	3 2		39 H	Colorado St.	3 2			
				76 A	UNLV	0 3		21 A	Oklahoma	0 3			

Non-Div. I Games:

New Mexico

Average RPI Win: 113		WON-LOST RECORD		WINNING PCT. RANK		LAST 10 GAMES		STRENGTH OF SCHEDULE		OPP. STRENGTH OF SCHEDULE		TEAM RPI		ADJ RPI		CONF. RPI		ADJ CONF. RPI					
DIV. I ONLY		9- 12		.42857 208		5- 5		23		14		77		.57225 70		4		4					
DIV. I NON-CONF.		4- 5		.44444 195		0- 0		17		11		75		.57984 68		4		4					
TOTALS		RPI 1-25		RPI 26-50		W-L RECORDS		RPI 51-100		RPI 101-150		RPI 150+											
9- 12		1- 8		0- 1		OVERALL		4- 2		1- 1		3- 0											
3- 3		1- 1		0- 1		HOME		1- 1		1- 0		0- 0											
3- 6		0- 4		0- 0		AWAY		2- 1		0- 1		1- 0											
3- 3		0- 3		0- 0		NEUTRAL		1- 0		0- 0		2- 0											
4- 5		0- 5		0- 0		NON-CONFERENCE		2- 0		0- 0		2- 0											
0- 0		0- 0		0- 0		HOME		0- 0		0- 0		0- 0											
1- 2		0- 2		0- 0		AWAY		1- 0		0- 0		0- 0											
3- 3		0- 3		0- 0		NEUTRAL		1- 0		0- 0		2- 0											
5- 7		1- 3		0- 1		CONFERENCE		2- 2		1- 1		1- 0											
3- 3		1- 1		0- 1		HOME		1- 1		1- 0		0- 0											
2- 4		0- 2		0- 0		AWAY		1- 1		0- 1		1- 0											
0- 0		0- 0		0- 0		NEUTRAL		0- 0		0- 0		0- 0											
RPI	S	Opponent		Score		RPI	S	Opponent		Score		RPI	S	Opponent		Score							
4	A	Texas		0	3	48	H	Missouri		1	3	51	H	Georgia		2	3	113	A	Alabama	0	3	
11	N	Washington		0	3							65	A	Auburn		3	1	113	H	Alabama	3	1	
16	H	Tennessee		2	3							82	A	South Carolina		2	3	173	A	Mississippi St.	3	2	
19	N	San Diego		0	3							82	H	South Carolina		3	0	182	N	Middle Tenn.	3	0	
20	A	Kentucky		0	3							89	N	Western Mich.		3	1	194	N	Cal Poly	3	0	
20	H	Kentucky		3	2							96	A	Rice		3	0						
23	N	Purdue		0	3																		
24	A	North Carolina		0	3																		
25	A	Arkansas		1	3																		
LAST 10 GAMES																							
20	A	Kentucky		0	3	51	H	Georgia		2	3												
65	A	Auburn		3	1	25	A	Arkansas		1	3												
113	H	Alabama		3	1	173	A	Mississippi St.		3	2												
16	H	Tennessee		2	3	48	H	Missouri		1	3												
82	H	South Carolina		3	0	20	H	Kentucky		3	2												

Non-Div. I Games:

LSU

Average RPI Win:		138	WON-LOST RECORD		WINNING PCT. RANK		LAST 10 GAMES		STRENGTH OF SCHEDULE		OPP. STRENGTH OF SCHEDULE		TEAM RPI		ADJ RPI		CONF. RPI		ADJ CONF. RPI	
Average RPI Loss:		76																		
DIV. I ONLY			14- 7		.66667	71	7- 3		92	59	64	.57176	71	7	7					
DIV. I NON-CONF.			9- 4		.69231	80	2- 0		101	39	66	.58207	65	8	8					
TOTALS		RPI 1-25		RPI 26-50		W-L RECORDS		RPI 51-100		RPI 101-150		RPI 150+								
14- 7	0- 2			1- 3	OVERALL		3- 0		5- 0		5- 2									
8- 0	0- 0			1- 0	HOME		3- 0		1- 0		3- 0									
4- 4	0- 1			0- 1	AWAY		0- 0		3- 0		1- 2									
2- 3	0- 1			0- 2	NEUTRAL		0- 0		1- 0		1- 0									
9- 4	0- 2			1- 2	NON-CONFERENCE		0- 0		4- 0		4- 0									
5- 0	0- 0			1- 0	HOME		0- 0		1- 0		3- 0									
2- 1	0- 1			0- 0	AWAY		0- 0		2- 0		0- 0									
2- 3	0- 1			0- 2	NEUTRAL		0- 0		1- 0		1- 0									
5- 3	0- 0			0- 1	CONFERENCE		3- 0		1- 0		1- 2									
3- 0	0- 0			0- 0	HOME		3- 0		0- 0		0- 0									
2- 3	0- 0			0- 1	AWAY		0- 0		1- 0		1- 2									
0- 0	0- 0			0- 0	NEUTRAL		0- 0		0- 0		0- 0									
RPI	S	Opponent		Score	RPI	S	Opponent		Score	RPI	S	Opponent		Score	RPI	S	Opponent		Score	
5	N	UCLA		0 3	35	N	Oregon St.		1 3	66	H	Fresno St.		3 2	102	A	Wyoming		3 2	
18	A	Hawaii		1 3	39	A	Colorado St.		0 3	69	H	New Mexico		3 2	107	H	Utah St.		3 1	
					41	H	California		3 2	76	H	UNLV		3 2	127	N	Idaho		3 2	
					43	N	Santa Clara		2 3						136	A	UC Irvine		3 0	
															143	A	Cal St. Fullerton		3 1	
															158	H	Delaware		3 0	
															164	A	Air Force		3 2	
															172	A	Boise St.		1 3	
															197	H	Montana		3 0	
															221	A	Nevada		2 3	
															263	N	Brown		3 0	
															280	H	Sacred Heart		3 0	
					LAST 10 GAMES															
					69	H	New Mexico		3 2	66	H	Fresno St.		3 2						
					136	A	UC Irvine		3 0	39	A	Colorado St.		0 3						
					164	A	Air Force		3 2	102	A	Wyoming		3 2						
					172	A	Boise St.		1 3	221	A	Nevada		2 3						
					76	H	UNLV		3 2	263	N	Brown		3 0						

Non-Div. I Games:

San Diego St.

Average RPI Win:	147	WON-LOST RECORD	WINNING PCT. RANK	LAST 10 GAMES	STRENGTH OF SCHEDULE	OPP. STRENGTH OF SCHEDULE	TEAM RPI	ADJ RPI	CONF. RPI	ADJ CONF. RPI	
DIV. I ONLY		11- 12	.47826 177	2- 8	28	29	73	.57175 72	1	1	
DIV. I NON-CONF.		9- 4	.69231 80	0- 0	104	64	78	.57549 75	1	1	
<hr/>											
TOTALS	RPI 1-25	RPI 26-50		W-L RECORDS	RPI 51-100		RPI 101-150		RPI 150+		
11- 12	0- 7	1- 3		OVERALL	1- 2		5- 0		4- 0		
5- 3	0- 2	1- 1		HOME	0- 0		2- 0		2- 0		
2- 6	0- 4	0- 1		AWAY	0- 1		2- 0		0- 0		
4- 3	0- 1	0- 1		NEUTRAL	1- 1		1- 0		2- 0		
<hr/>											
9- 4	0- 2	0- 1		NON-CONFERENCE	1- 1		4- 0		4- 0		
3- 0	0- 0	0- 0		HOME	0- 0		1- 0		2- 0		
2- 1	0- 1	0- 0		AWAY	0- 0		2- 0		0- 0		
4- 3	0- 1	0- 1		NEUTRAL	1- 1		1- 0		2- 0		
<hr/>											
2- 8	0- 5	1- 2		CONFERENCE	0- 1		1- 0		0- 0		
2- 3	0- 2	1- 1		HOME	0- 0		1- 0		0- 0		
0- 5	0- 3	0- 1		AWAY	0- 1		0- 0		0- 0		
0- 0	0- 0	0- 0		NEUTRAL	0- 0		0- 0		0- 0		
<hr/>											
RPI S	Opponent	Score	RPI S	Opponent	Score	RPI S	Opponent	Score	RPI S	Opponent	Score
1 H	Stanford	1 3	35 A	Oregon St.	1 3	57 N	Bowling Green	3 2	107 A	Utah St.	3 2
5 A	UCLA	0 3	43 N	Santa Clara	2 3	81 A	Colorado	0 3	125 H	Washington St.	3 1
6 A	Oregon	0 3	45 H	Arizona	2 3	84 N	Portland St.	1 3	132 N	Portland	3 0
11 H	Washington	1 3	47 H	Arizona St.	3 0				135 A	UC Davis	3 0
14 A	Southern California	0 3							138 H	Utah Valley	3 0
15 A	BYU	0 3							194 H	Cal Poly	3 0
24 N	North Carolina	0 3							210 N	Southern Utah	3 0
									221 H	Nevada	3 0
									252 N	Weber St.	3 0
<hr/>											
LAST 10 GAMES											
14 A Southern California 0 3					11 H Washington 1 3						
5 A UCLA 0 3					35 A Oregon St. 1 3						
47 H Arizona St. 3 0					6 A Oregon 0 3						
45 H Arizona 2 3					1 H Stanford 1 3						
125 H Washington St. 3 1					81 A Colorado 0 3						

Non-Div. I Games:

Utah

Average RPI Win:		149	WON-LOST RECORD		WINNING PCT. RANK		LAST 10 GAMES		STRENGTH OF SCHEDULE		OPP. STRENGTH OF SCHEDULE		TEAM RPI		ADJ RPI		CONF. RPI		ADJ CONF. RPI				
DIV. I ONLY			11- 9		.55 141		7- 3		50		68		75		.57131 73		9		8				
DIV. I NON-CONF.			5- 6		.45455 187		1- 0		11		50		73		.58086 67		7		7				
TOTALS		RPI 1-25		RPI 26-50		W-L RECORDS		RPI 51-100		RPI 101-150		RPI 150+											
11- 9		0- 5		0- 1		OVERALL		2- 2		5- 1		4- 0											
5- 2		0- 1		0- 0		HOME		2- 1		1- 0		2- 0											
3- 5		0- 3		0- 0		AWAY		0- 1		1- 1		2- 0											
3- 2		0- 1		0- 1		NEUTRAL		0- 0		3- 0		0- 0											
5- 6		0- 4		0- 1		NON-CONFERENCE		0- 1		3- 0		2- 0											
1- 2		0- 1		0- 0		HOME		0- 1		0- 0		1- 0											
1- 2		0- 2		0- 0		AWAY		0- 0		0- 0		0- 0											
3- 2		0- 1		0- 1		NEUTRAL		0- 0		3- 0		0- 0											
6- 3		0- 1		0- 0		CONFERENCE		2- 1		2- 1		2- 0											
4- 0		0- 0		0- 0		HOME		2- 0		1- 0		1- 0											
2- 3		0- 1		0- 0		AWAY		0- 1		1- 1		1- 0											
0- 0		0- 0		0- 0		NEUTRAL		0- 0		0- 0		0- 0											
RPI	S	Opponent		Score		RPI	S	Opponent		Score		RPI	S	Opponent		Score							
11	A	Washington		0	3	46	N	UNI		1	3	52	H	Wisconsin		1	3	111	N	Arkansas St.		3	1
18	A	Hawaii		0	3							54	H	Pacific		3	0	126	N	Lipscomb		3	0
19	H	San Diego		0	3							64	A	Cal St. Northridge		1	3	130	N	Northern Ill.		3	0
20	A	Kentucky		1	3							80	H	UC Santa Barbara		3	0	135	H	UC Davis		3	1
24	N	North Carolina		2	3													136	A	UC Irvine		3	0
																		143	A	Cal St. Fullerton		1	3
																		171	H	James Madison		3	0
																		194	H	Cal Poly		3	1
																		237	A	Seattle		3	0
																		264	A	UC Riverside		3	1
LAST 10 GAMES																							
136 A UC Irvine						3	0	18 A Hawaii						0	3								
143 A Cal St. Fullerton						1	3	64 A Cal St. Northridge						1	3								
264 A UC Riverside						3	1	80 H UC Santa Barbara						3	0								
54 H Pacific						3	0	194 H Cal Poly						3	1								
135 H UC Davis						3	1	130 N Northern Ill.						3	0								

Non-Div. I Games:

Long Beach St.

Average RPI Win: 222		WON-LOST RECORD		WINNING PCT. RANK		LAST 10 GAMES		STRENGTH OF SCHEDULE		OPP. STRENGTH OF SCHEDULE		TEAM RPI		ADJ RPI		CONF. RPI		ADJ CONF. RPI	
Average RPI Loss: 100																			
DIV. I ONLY		22- 2		.91667 3		9- 1		249		234		72		.56959 74		16		16	
DIV. I NON-CONF.		12- 1		.92308 11		1- 1		283		274		98		.54756 97		19		19	
TOTALS		RPI 1-25		RPI 26-50		W-L RECORDS		RPI 51-100		RPI 101-150		RPI 150+							
22- 2		0- 0		0- 0		OVERALL		1- 1		2- 1		19- 0							
10- 0		0- 0		0- 0		HOME		1- 0		0- 0		9- 0							
7- 2		0- 0		0- 0		AWAY		0- 1		2- 1		5- 0							
5- 0		0- 0		0- 0		NEUTRAL		0- 0		0- 0		5- 0							
12- 1		0- 0		0- 0		NON-CONFERENCE		1- 0		0- 1		11- 0							
5- 0		0- 0		0- 0		HOME		1- 0		0- 0		4- 0							
2- 1		0- 0		0- 0		AWAY		0- 0		0- 1		2- 0							
5- 0		0- 0		0- 0		NEUTRAL		0- 0		0- 0		5- 0							
10- 1		0- 0		0- 0		CONFERENCE		0- 1		2- 0		8- 0							
5- 0		0- 0		0- 0		HOME		0- 0		0- 0		5- 0							
5- 1		0- 0		0- 0		AWAY		0- 1		2- 0		3- 0							
0- 0		0- 0		0- 0		NEUTRAL		0- 0		0- 0		0- 0							
RPI S	Opponent	Score		RPI S	Opponent	Score		RPI S	Opponent	Score		RPI S	Opponent	Score					
								87 H	Texas Tech	3	1	105 A	Sam Houston St.	3	0				
								91 A	A&M-Corpus Christi	2	3	109 A	Missouri St.	1	3				
												124 A	Northwestern St.	3	2				
												154 A	Stephen F. Austin	3	2				
												156 H	Oral Roberts	3	2				
												165 N	South Ala.	3	1				
												180 H	South Dakota	3	1				
												190 A	Nicholls St.	3	0				
												190 H	Nicholls St.	3	0				
												206 N	Wofford	3	0				
												216 H	Jacksonville St.	3	0				
												241 H	Lamar	3	0				
												271 A	Southeastern La.	3	1				
												271 H	Southeastern La.	3	2				
												272 H	McNeese St.	3	1				
												274 N	Hampton	3	0				
												277 H	Jackson St.	3	0				
												278 A	Southern Miss.	3	0				
												281 N	Fla. Atlantic	3	0				
												307 N	Louisiana Tech	3	0				
												313 H	Ark.-Pine Bluff	3	0				
												316 A	Stetson	3	0				
LAST 10 GAMES																			
								271 A	Southeastern La.	3	1	272 H	McNeese St.	3	1				
								190 A	Nicholls St.	3	0	87 H	Texas Tech	3	1				
								156 H	Oral Roberts	3	2	154 A	Stephen F. Austin	3	2				
								109 A	Missouri St.	1	3	124 A	Northwestern St.	3	2				
								241 H	Lamar	3	0	271 H	Southeastern La.	3	2				

Non-Div. I Games:

Central Ark.

Average RPI Win:	183	WON-LOST RECORD	WINNING PCT. RANK	LAST 10 GAMES	STRENGTH OF SCHEDULE	OPP. STRENGTH OF SCHEDULE	TEAM RPI	ADJ RPI	CONF. RPI	ADJ CONF. RPI	
Average RPI Loss:	88										
DIV. I ONLY	16- 5	.7619	36	8- 2	141	163	76	.56804	75	14	14
DIV. I NON-CONF.	6- 3	.66667	89	0- 0	160	151	113	.53922	108	12	12
<hr/>											
TOTALS	RPI 1-25	RPI 26-50		W-L RECORDS	RPI 51-100		RPI 101-150		RPI 150+		
16- 5	0- 0	0- 1		OVERALL	4- 2		2- 2		10- 0		
7- 0	0- 0	0- 0		HOME	3- 0		1- 0		3- 0		
5- 3	0- 0	0- 0		AWAY	0- 1		1- 2		4- 0		
4- 2	0- 0	0- 1		NEUTRAL	1- 1		0- 0		3- 0		
<hr/>											
6- 3	0- 0	0- 1		NON-CONFERENCE	1- 1		1- 1		4- 0		
0- 0	0- 0	0- 0		HOME	0- 0		0- 0		0- 0		
2- 1	0- 0	0- 0		AWAY	0- 0		1- 1		1- 0		
4- 2	0- 0	0- 1		NEUTRAL	1- 1		0- 0		3- 0		
<hr/>											
10- 2	0- 0	0- 0		CONFERENCE	3- 1		1- 1		6- 0		
7- 0	0- 0	0- 0		HOME	3- 0		1- 0		3- 0		
3- 2	0- 0	0- 0		AWAY	0- 1		0- 1		3- 0		
0- 0	0- 0	0- 0		NEUTRAL	0- 0		0- 0		0- 0		
<hr/>											
RPI S	Opponent	Score	RPI S	Opponent	Score	RPI S	Opponent	Score	RPI S	Opponent	Score
			47 N	Arizona St.	2 3	59 A	Northern Ariz.	1 3	118 A	St. John's (NY)	3 1
						59 H	Northern Ariz.	3 1	132 A	Portland	2 3
						66 N	Fresno St.	0 3	137 A	Montana St.	2 3
						76 N	UNLV	3 1	139 H	North Dakota	3 1
						83 H	Northern Colo.	3 2	153 A	UTEP	3 0
						84 H	Portland St.	3 0	192 A	Sacramento St.	3 2
									197 A	Montana	3 2
									210 A	Southern Utah	3 1
									210 H	Southern Utah	3 0
									227 N	Tennessee St.	3 0
									252 H	Weber St.	3 0
									303 H	Eastern Wash.	3 0
									309 N	Fairleigh Dickinson	3 0
									323 N	St. Francis (NY)	3 0
<hr/>											
LAST 10 GAMES											
			59 A	Northern Ariz.	1 3	252 H	Weber St.	3 0			
			210 A	Southern Utah	3 1	197 A	Montana	3 2			
			303 H	Eastern Wash.	3 0	137 A	Montana St.	2 3			
			84 H	Portland St.	3 0	139 H	North Dakota	3 1			
			192 A	Sacramento St.	3 2	83 H	Northern Colo.	3 2			

Non-Div. I Games:

Idaho St.

UNLV				Through Games Of Sunday, Oct. 21, 2012													
Average RPI Win:		185	WON-LOST	WINNING	LAST 10	STRENGTH OF	OPP. STRENGTH	TEAM	ADJ	CONF.	ADJ CONF.						
Average RPI Loss:		57	RECORD	PCT. RANK	GAMES	SCHEDULE	OF SCHEDULE	RPI	RPI	RPI	RPI						
DIV. I ONLY			14- 7	.66667	71	7- 3	94	110	74	.56616	76	7	7				
DIV. I NON-CONF.			8- 5	.61538	112	1- 1	110	143	102	.54328	103	8	8				
TOTALS		RPI 1-25		RPI 26-50		W-L RECORDS		RPI 51-100		RPI 101-150		RPI 150+					
14- 7		0- 2		0- 1		OVERALL		2- 3		2- 1		10- 0					
8- 2		0- 0		0- 1		HOME		1- 1		2- 0		5- 0					
4- 3		0- 1		0- 0		AWAY		1- 1		0- 1		3- 0					
2- 2		0- 1		0- 0		NEUTRAL		0- 1		0- 0		2- 0					
8- 5		0- 2		0- 0		NON-CONFERENCE		0- 2		1- 1		7- 0					
6- 1		0- 0		0- 0		HOME		0- 1		1- 0		5- 0					
0- 2		0- 1		0- 0		AWAY		0- 0		0- 1		0- 0					
2- 2		0- 1		0- 0		NEUTRAL		0- 1		0- 0		2- 0					
6- 2		0- 0		0- 1		CONFERENCE		2- 1		1- 0		3- 0					
2- 1		0- 0		0- 1		HOME		1- 0		1- 0		0- 0					
4- 1		0- 0		0- 0		AWAY		1- 1		0- 0		3- 0					
0- 0		0- 0		0- 0		NEUTRAL		0- 0		0- 0		0- 0					
RPI	S	Opponent		Score		RPI	S	Opponent		Score		RPI	S	Opponent		Score	
7	A	Louisville		1	3	39	H	Colorado St.		0	3	59	H	Northern Ariz.		1	3
17	N	Miami (FL)		1	3							66	A	Fresno St.		3	1
												69	H	New Mexico		3	0
												71	A	San Diego St.		2	3
												75	N	Idaho St.		1	3

Non-Div. I Games:

UNLV

Average RPI Win:	189	WON-LOST	WINNING	LAST 10	STRENGTH OF	OPP. STRENGTH	TEAM	ADJ	CONF.	ADJ CONF.		
Average RPI Loss:	67	RECORD	PCT. RANK	GAMES	SCHEDULE	OF SCHEDULE	RPI	RPI	RPI	RPI		
DIV. I ONLY		17- 5	.77273	33	6- 4	174	120	79	.56432	77	10	10
DIV. I NON-CONF.		10- 1	.90909	17	1- 0	232	182	70	.57562	74	10	10

TOTALS	RPI 1-25	RPI 26-50		W-L RECORDS		RPI 51-100		RPI 101-150		RPI 150+		
17- 5	0- 0	1- 3		OVERALL		1- 0		3- 2		12- 0		
10- 1	0- 0	1- 1		HOME		1- 0		1- 0		7- 0		
4- 3	0- 0	0- 2		AWAY		0- 0		1- 1		3- 0		
3- 1	0- 0	0- 0		NEUTRAL		0- 0		1- 1		2- 0		
10- 1	0- 0	0- 0		NON-CONFERENCE		0- 0		2- 1		8- 0		
4- 0	0- 0	0- 0		HOME		0- 0		0- 0		4- 0		
3- 0	0- 0	0- 0		AWAY		0- 0		1- 0		2- 0		
3- 1	0- 0	0- 0		NEUTRAL		0- 0		1- 1		2- 0		
7- 4	0- 0	1- 3		CONFERENCE		1- 0		1- 1		4- 0		
6- 1	0- 0	1- 1		HOME		1- 0		1- 0		3- 0		
1- 3	0- 0	0- 2		AWAY		0- 0		0- 1		1- 0		
0- 0	0- 0	0- 0		NEUTRAL		0- 0		0- 0		0- 0		

RPI	S	Opponent	Score	RPI	S	Opponent	Score	RPI	S	Opponent	Score	
				34	H	Creighton	3 1					
				36	A	Wichita St.	0 3					
				36	H	Wichita St.	1 3					
				46	A	UNI	0 3					

Non-Div. I Games:

Southern Ill.

Average RPI Win:	143	WON-LOST	WINNING	LAST 10	STRENGTH OF	OPP. STRENGTH	TEAM	ADJ	CONF.	ADJ CONF.	
Average RPI Loss:	55	RECORD	PCT. RANK	GAMES	SCHEDULE	OF SCHEDULE	RPI	RPI	RPI	RPI	
DIV. I ONLY	10- 10	.5	162	4- 6	30	62	78	.56331	78	4	4
DIV. I NON-CONF.	6- 3	.66667	89	0- 0	87	129	82	.56378	84	4	4
<hr/>											
TOTALS	RPI 1-25	RPI 26-50		W-L RECORDS	RPI 51-100		RPI 101-150		RPI 150+		
10- 10	0- 4	1- 3		OVERALL	4- 1		2- 1		3- 1		
6- 2	0- 2	1- 0		HOME	2- 0		1- 0		2- 0		
2- 6	0- 2	0- 2		AWAY	2- 1		0- 1		0- 0		
2- 2	0- 0	0- 1		NEUTRAL	0- 0		1- 0		1- 1		
<hr/>											
6- 3	0- 1	0- 1		NON-CONFERENCE	2- 0		2- 0		2- 1		
3- 0	0- 0	0- 0		HOME	1- 0		1- 0		1- 0		
1- 1	0- 1	0- 0		AWAY	1- 0		0- 0		0- 0		
2- 2	0- 0	0- 1		NEUTRAL	0- 0		1- 0		1- 1		
<hr/>											
4- 7	0- 3	1- 2		CONFERENCE	2- 1		0- 1		1- 0		
3- 2	0- 2	1- 0		HOME	1- 0		0- 0		1- 0		
1- 5	0- 1	0- 2		AWAY	1- 1		0- 1		0- 0		
0- 0	0- 0	0- 0		NEUTRAL	0- 0		0- 0		0- 0		
<hr/>											
RPI S	Opponent	Score	RPI S	Opponent	Score	RPI S	Opponent	Score	RPI S	Opponent	Score
10 A	Florida	0 3	27 A	Texas A&M	0 3	51 A	Georgia	2 3	113 A	Alabama	1 3
17 A	Miami (FL)	2 3	33 N	Marquette	0 3	82 A	South Carolina	3 0	115 N	Samford	3 1
20 H	Kentucky	0 3	48 A	Missouri	0 3	82 H	South Carolina	3 0	139 H	North Dakota	3 1
25 H	Arkansas	1 3	48 H	Missouri	3 1	95 A	Xavier	3 2	173 H	Mississippi St.	3 1
						96 H	Rice	3 0	206 N	Wofford	2 3
						295 H Alabama A&M 3 0					
						306 N Tennessee Tech 3 0					
<hr/>											
			LAST 10 GAMES								
			82 H South Carolina 3 0			20 H Kentucky 0 3					
			48 H Missouri 3 1			82 A South Carolina 3 0					
			51 A Georgia 2 3			113 A Alabama 1 3					
			10 A Florida 0 3			173 H Mississippi St. 3 1					
			25 H Arkansas 1 3			48 A Missouri 0 3					

Non-Div. I Games:

Ole Miss

T
O
W
S
O
N

Towson					Through Games Of Sunday, Oct. 21, 2012											
Average RPI Win:		207	WON-LOST RECORD		WINNING PCT. RANK	LAST 10 GAMES		STRENGTH OF SCHEDULE	OPP. STRENGTH OF SCHEDULE	TEAM RPI	ADJ RPI	CONF. RPI	ADJ CONF. RPI			
Average RPI Loss:		143														
DIV. I ONLY			21- 3		.875	12		10- 0	224	195	71	.56313	79	19	19	
DIV. I NON-CONF.			13- 3		.8125	45		2- 0	218	197	90	.54685	99	18	18	
<hr/>																
TOTALS		RPI 1-25		RPI 26-50		W-L RECORDS		RPI 51-100		RPI 101-150		RPI 150+				
21- 3		0- 0		0- 1		OVERALL		3- 0		1- 0		17- 2				
6- 0		0- 0		0- 0		HOME		1- 0		0- 0		5- 0				
7- 2		0- 0		0- 1		AWAY		0- 0		0- 0		7- 1				
8- 1		0- 0		0- 0		NEUTRAL		2- 0		1- 0		5- 1				
<hr/>																
13- 3		0- 0		0- 1		NON-CONFERENCE		2- 0		1- 0		10- 2				
2- 0		0- 0		0- 0		HOME		0- 0		0- 0		2- 0				
3- 2		0- 0		0- 1		AWAY		0- 0		0- 0		3- 1				
8- 1		0- 0		0- 0		NEUTRAL		2- 0		1- 0		5- 1				
<hr/>																
8- 0		0- 0		0- 0		CONFERENCE		1- 0		0- 0		7- 0				
4- 0		0- 0		0- 0		HOME		1- 0		0- 0		3- 0				
4- 0		0- 0		0- 0		AWAY		0- 0		0- 0		4- 0				
0- 0		0- 0		0- 0		NEUTRAL		0- 0		0- 0		0- 0				
<hr/>																
RPI	S	Opponent	Score		RPI	S	Opponent	Score		RPI	S	Opponent	Score			
					50	A	Virginia Tech	0	3	87	N	Texas Tech	3	0		
										92	N	Furman	3	1		
										97	H	Northeastern	3	0		
												118	N	St. John's (NY)	3	0
												158	H	Delaware	3	0
												171	A	James Madison	3	2
												182	N	Middle Tenn.	1	3
												185	A	Penn	3	2
												186	N	Kennesaw St.	3	0
												197	A	Montana	2	3
												200	H	Hofstra	3	0
												220	A	William & Mary	3	0
												229	A	Charlotte	3	1
												236	H	Loyola Maryland	3	0
												238	N	Harvard	3	0
												239	N	UMBC	3	0
												243	A	UNC Wilmington	3	0
												245	H	Georgia St.	3	0
												270	A	George Mason	3	1
												273	N	UNC Asheville	3	0
												282	N	Coppin St.	3	0
												287	H	La Salle	3	1
												300	A	Morgan St.	3	0
<hr/>																
					LAST 10 GAMES											
					97 H Northeastern					220 A William & Mary					3 0	
					200 H Hofstra					245 H Georgia St.					3 0	
					171 A James Madison					185 A Penn					3 2	
					270 A George Mason					158 H Delaware					3 0	
					243 A UNC Wilmington					287 H La Salle					3 1	

T
O
W
S
O
N

Non-Div. I Games:

Towson

Average RPI Win:	198	WON-LOST RECORD	WINNING PCT. RANK	LAST 10 GAMES	STRENGTH OF SCHEDULE	OPP. STRENGTH OF SCHEDULE	TEAM RPI	ADJ RPI	CONF. RPI	ADJ CONF. RPI		
DIV. I ONLY		13- 9	.59091	119	3- 7	84	82	82	.55972	81	1	1
DIV. I NON-CONF.		10- 2	.83333	35	0- 0	207	247	89	.55571	89	1	1
<hr/>												
TOTALS	RPI 1-25	RPI 26-50		W-L RECORDS		RPI 51-100		RPI 101-150		RPI 150+		
13- 9	0- 4	1- 3		OVERALL		1- 2		2- 0		9- 0		
6- 5	0- 1	1- 2		HOME		1- 2		1- 0		3- 0		
3- 4	0- 3	0- 1		AWAY		0- 0		1- 0		2- 0		
4- 0	0- 0	0- 0		NEUTRAL		0- 0		0- 0		4- 0		
10- 2	0- 0	0- 0		NON-CONFERENCE		0- 2		1- 0		9- 0		
3- 2	0- 0	0- 0		HOME		0- 2		0- 0		3- 0		
3- 0	0- 0	0- 0		AWAY		0- 0		1- 0		2- 0		
4- 0	0- 0	0- 0		NEUTRAL		0- 0		0- 0		4- 0		
3- 7	0- 4	1- 3		CONFERENCE		1- 0		1- 0		0- 0		
3- 3	0- 1	1- 2		HOME		1- 0		1- 0		0- 0		
0- 4	0- 3	0- 1		AWAY		0- 0		0- 0		0- 0		
0- 0	0- 0	0- 0		NEUTRAL		0- 0		0- 0		0- 0		
RPI S	Opponent	Score	RPI S	Opponent	Score	RPI S	Opponent	Score	RPI S	Opponent	Score	
5 A	UCLA	0 3	35 A	Oregon St.	1 3	59 H	Northern Ariz.	1 3	105 A	Sam Houston St.	3 2	
6 A	Oregon	0 3	41 H	California	2 3	66 H	Fresno St.	0 3	125 H	Washington St.	3 0	
11 H	Washington	0 3	45 H	Arizona	1 3	72 H	Utah	3 0	164 A	Air Force	3 2	
14 A	Southern California	0 3	47 H	Arizona St.	3 2				184 H	CSU Bakersfield	3 2	
									196 N	La.-Lafayette	3 0	
									239 A	UMBC	3 2	
									260 H	Cornell	3 0	
									275 N	Robert Morris	3 0	
									293 N	Texas Southern	3 0	
									296 H	Norfolk St.	3 0	
									321 N	Howard	3 0	
			LAST 10 GAMES									
			14 A	Southern California	0 3	125 H	Washington St.	3 0				
			5 A	UCLA	0 3	6 A	Oregon	0 3				
			45 H	Arizona	1 3	35 A	Oregon St.	1 3				
			47 H	Arizona St.	3 2	41 H	California	2 3				
			11 H	Washington	0 3	72 H	Utah	3 0				

Non-Div. I Games:

Colorado

Average RPI Win:		181	WON-LOST RECORD		WINNING PCT. RANK	LAST 10 GAMES	STRENGTH OF SCHEDULE		OPP. STRENGTH OF SCHEDULE	TEAM RPI	ADJ RPI	CONF. RPI	ADJ CONF. RPI
Average RPI Loss:		57											
DIV. I ONLY			15- 8		.65217 84	2- 8	111		84	81	.55889 82	4	4
DIV. I NON-CONF.			12- 0		1 1	1- 0	142		238	38	.61841 41	4	4
TOTALS		RPI 1-25	RPI 26-50		W-L RECORDS		RPI 51-100		RPI 101-150		RPI 150+		
15- 8		0- 2	0- 1		OVERALL		3- 4		0- 1		12- 0		
9- 3		0- 1	0- 0		HOME		3- 1		0- 1		6- 0		
3- 5		0- 1	0- 1		AWAY		0- 3		0- 0		3- 0		
3- 0		0- 0	0- 0		NEUTRAL		0- 0		0- 0		3- 0		
12- 0		0- 0	0- 0		NON-CONFERENCE		1- 0		0- 0		11- 0		
7- 0		0- 0	0- 0		HOME		1- 0		0- 0		6- 0		
2- 0		0- 0	0- 0		AWAY		0- 0		0- 0		2- 0		
3- 0		0- 0	0- 0		NEUTRAL		0- 0		0- 0		3- 0		
3- 8		0- 2	0- 1		CONFERENCE		2- 4		0- 1		1- 0		
2- 3		0- 1	0- 0		HOME		2- 1		0- 1		0- 0		
1- 5		0- 1	0- 1		AWAY		0- 3		0- 0		1- 0		
0- 0		0- 0	0- 0		NEUTRAL		0- 0		0- 0		0- 0		
RPI S	Opponent	Score	RPI S	Opponent	Score	RPI S	Opponent	Score	RPI S	Opponent	Score		
10 H	Florida	1 3	27 A	Texas A&M	0 3	51 H	Georgia	3 0	113 H	Alabama	1 3		
16 A	Tennessee	1 3				65 A	Auburn	1 3	151 H	East Tenn. St.	3 2		
						67 H	Clemson	3 0	167 H	Temple	3 0		
						70 A	LSU	0 3	168 H	Akron	3 0		
						70 H	LSU	3 2	173 A	Mississippi St.	3 0		
						78 A	Ole Miss	0 3	174 H	UAB	3 1		
						78 H	Ole Miss	0 3	183 N	West Virginia	3 0		
									202 N	Niagara	3 1		
									244 A	Coastal Caro.	3 0		
									254 H	Winthrop	3 0		
									268 N	Navy	3 0		
									270 A	George Mason	3 0		
									273 H	UNC Asheville	3 0		
LAST 10 GAMES													
			78 A	Ole Miss	0 3	27 A	Texas A&M	0 3					
			173 A	Mississippi St.	3 0	78 H	Ole Miss	0 3					
			244 A	Coastal Caro.	3 0	10 H	Florida	1 3					
			113 H	Alabama	1 3	16 A	Tennessee	1 3					
			70 A	LSU	0 3	65 A	Auburn	1 3					

Non-Div. I Games:

South Carolina

Average RPI Win:		174	WON-LOST RECORD		WINNING PCT. RANK		LAST 10 GAMES		STRENGTH OF SCHEDULE		OPP. STRENGTH OF SCHEDULE		TEAM RPI		ADJ RPI		CONF. RPI		ADJ CONF. RPI	
Average RPI Loss:		85																		
DIV. I ONLY			15- 6		.71429 49		6- 4		149		103		85		.55819 83		14		14	
DIV. I NON-CONF.			7- 2		.77778 55		0- 0		107		55		44		.60092 44		12		12	
TOTALS		RPI 1-25		RPI 26-50		W-L RECORDS		RPI 51-100		RPI 101-150		RPI 150+								
15- 6		1- 0		0- 1		OVERALL		1- 4		4- 0		9- 1								
8- 3		1- 0		0- 1		HOME		0- 2		2- 0		5- 0								
5- 3		0- 0		0- 0		AWAY		0- 2		2- 0		3- 1								
2- 0		0- 0		0- 0		NEUTRAL		1- 0		0- 0		1- 0								
7- 2		1- 0		0- 1		NON-CONFERENCE		1- 1		1- 0		4- 0								
4- 2		1- 0		0- 1		HOME		0- 1		1- 0		2- 0								
1- 0		0- 0		0- 0		AWAY		0- 0		0- 0		1- 0								
2- 0		0- 0		0- 0		NEUTRAL		1- 0		0- 0		1- 0								
8- 4		0- 0		0- 0		CONFERENCE		0- 3		3- 0		5- 1								
4- 1		0- 0		0- 0		HOME		0- 1		1- 0		3- 0								
4- 3		0- 0		0- 0		AWAY		0- 2		2- 0		2- 1								
0- 0		0- 0		0- 0		NEUTRAL		0- 0		0- 0		0- 0								
RPI S	Opponent		Score		RPI S	Opponent		Score		RPI S	Opponent		Score		RPI S	Opponent		Score		
21 H	Oklahoma		3 2		34 H	Creighton		0 3		59 H	Northern Ariz.		1 3		123 H	Ball St.		3 1		
										62 H	Tulsa		2 3		137 A	Montana St.		3 0		
										63 N	TCU		3 1		137 H	Montana St.		3 1		
										75 A	Idaho St.		2 3		139 A	North Dakota		3 2		
										84 A	Portland St.		0 3		157 H	North Dakota St.		3 0		
															164 H	Air Force		3 1		
															192 H	Sacramento St.		3 0		
															197 A	Montana		1 3		
															197 H	Montana		3 1		
															210 H	Southern Utah		3 0		
															217 A	Belmont		3 0		
															252 A	Weber St.		3 0		
															295 N	Alabama A&M		3 0		
															303 A	Eastern Wash.		3 0		
				LAST 10 GAMES																
				197 A	Montana		1 3		84 A	Portland St.		0 3								
				137 A	Montana St.		3 0		139 A	North Dakota		3 2								
				210 H	Southern Utah		3 0		192 H	Sacramento St.		3 0								
				59 H	Northern Ariz.		1 3		252 A	Weber St.		3 0								
				303 A	Eastern Wash.		3 0		75 A	Idaho St.		2 3								

Non-Div. I Games:

Northern Colo.

Average RPI Win: 177		WON-LOST	WINNING	LAST 10	STRENGTH OF		OPP. STRENGTH	TEAM	ADJ	CONF.	ADJ CONF.	
Average RPI Loss: 57		RECORD	PCT. RANK	GAMES	SCHEDULE		OF SCHEDULE	RPI	RPI	RPI	RPI	
DIV. I ONLY		15- 8	.65217 84	9- 1	115		92	87	.55749 84	14	14	
DIV. I NON-CONF.		4- 7	.36364 233	0- 0	38		29	116	.5371 112	12	12	
<hr/>												
TOTALS		RPI 1-25	RPI 26-50		W-L RECORDS		RPI 51-100		RPI 101-150		RPI 150+	
15- 8		0- 3	0- 0		OVERALL		3- 4		3- 0		9- 1	
6- 2		0- 1	0- 0		HOME		2- 1		1- 0		3- 0	
5- 4		0- 2	0- 0		AWAY		0- 2		1- 0		4- 0	
4- 2		0- 0	0- 0		NEUTRAL		1- 1		1- 0		2- 1	
4- 7		0- 3	0- 0		NON-CONFERENCE		1- 3		1- 0		2- 1	
0- 2		0- 1	0- 0		HOME		0- 1		0- 0		0- 0	
0- 3		0- 2	0- 0		AWAY		0- 1		0- 0		0- 0	
4- 2		0- 0	0- 0		NEUTRAL		1- 1		1- 0		2- 1	
11- 1		0- 0	0- 0		CONFERENCE		2- 1		2- 0		7- 0	
6- 0		0- 0	0- 0		HOME		2- 0		1- 0		3- 0	
5- 1		0- 0	0- 0		AWAY		0- 1		1- 0		4- 0	
0- 0		0- 0	0- 0		NEUTRAL		0- 0		0- 0		0- 0	
RPI S	Opponent	Score		RPI S	Opponent	Score		RPI S	Opponent	Score		
6 H	Oregon	0	3			54 A	Pacific	0	3	130 N	Northern Ill.	3 0
11 A	Washington	0	3			57 N	Bowling Green	1	3	137 A	Montana St.	3 1
15 A	BYU	0	3			59 H	Northern Ariz.	3	0	139 H	North Dakota	3 0
						72 N	Utah	3	1	160 N	Gonzaga	2 3
						75 A	Idaho St.	0	3	172 N	Boise St.	3 2
						80 H	UC Santa Barbara	1	3	192 A	Sacramento St.	3 2
						83 H	Northern Colo.	3	0	192 H	Sacramento St.	3 1
										197 A	Montana	3 2
										210 H	Southern Utah	3 1
										221 N	Nevada	3 0
										252 A	Weber St.	3 0
										303 A	Eastern Wash.	3 0
										303 H	Eastern Wash.	3 0
				LAST 10 GAMES								
				192 H	Sacramento St.	3	1	83 H	Northern Colo.	3	0	
				303 H	Eastern Wash.	3	0	210 H	Southern Utah	3	1	
				252 A	Weber St.	3	0	59 H	Northern Ariz.	3	0	
				75 A	Idaho St.	0	3	137 A	Montana St.	3	1	
				139 H	North Dakota	3	0	197 A	Montana	3	2	

Non-Div. I Games:

Portland St.

Average RPI Win: 229		WON-LOST RECORD		WINNING PCT. RANK		LAST 10 GAMES		STRENGTH OF SCHEDULE		OPP. STRENGTH OF SCHEDULE		TEAM RPI		ADJ RPI		CONF. RPI		ADJ CONF. RPI	
DIV. I ONLY		18- 6		.75 39		10- 0		150		202		86		.55481 85		24		24	
DIV. I NON-CONF.		8- 6		.57143 136		0- 0		61		144		88		.55443 90		23		23	
TOTALS		RPI 1-25		RPI 26-50		W-L RECORDS		RPI 51-100		RPI 101-150		RPI 150+							
18- 6		0- 2		1- 1		OVERALL		0- 1		1- 1		16- 1							
10- 2		0- 0		1- 0		HOME		0- 1		1- 0		8- 1							
6- 2		0- 1		0- 0		AWAY		0- 0		0- 0		6- 0							
2- 2		0- 1		0- 1		NEUTRAL		0- 0		0- 0		2- 0							
8- 6		0- 2		1- 1		NON-CONFERENCE		0- 1		1- 1		6- 1							
5- 2		0- 0		1- 0		HOME		0- 1		1- 0		3- 1							
1- 2		0- 1		0- 0		AWAY		0- 0		0- 1		1- 0							
2- 2		0- 1		0- 1		NEUTRAL		0- 0		0- 0		2- 0							
10- 0		0- 0		0- 0		CONFERENCE		0- 0		0- 0		10- 0							
5- 0		0- 0		0- 0		HOME		0- 0		0- 0		5- 0							
5- 0		0- 0		0- 0		AWAY		0- 0		0- 0		5- 0							
0- 0		0- 0		0- 0		NEUTRAL		0- 0		0- 0		0- 0							
RPI	S	Opponent		Score		RPI	S	Opponent		Score		RPI	S	Opponent		Score			
2	N	Penn St.		0	3	30	N	Western Ky.		0	3	95	H	Xavier		0	3		
7	A	Louisville		1	3	48	H	Missouri		3	2			131 H Valparaiso		3	2		
														140 A Marshall		2	3		
														163 H Southeast Mo. St.		3	0		
														165 H Northern Ky.		1	3		
														207 N Youngstown St.		3	0		
														209 H Evansville		3	1		
														212 A UNC Greensboro		3	2		
														216 A Jacksonville St.		3	2		
														217 H Belmont		3	0		
														227 H Tennessee St.		3	0		
														242 A Eastern Ky.		3	1		
														243 N UNC Wilmington		3	0		
														251 A Eastern Ill.		3	2		
														265 A SIU Edwardsville		3	1		
														266 H UT Martin		3	0		
														295 H Alabama A&M		3	0		
														298 H Murray St.		3	0		
														306 A Tennessee Tech		3	1		
														325 H Savannah St.		3	0		
LAST 10 GAMES																			
						266	H	UT Martin		3	0	251	A	Eastern Ill.		3	2		
						163	H	Southeast Mo. St.		3	0	298	H	Murray St.		3	0		
						306	A	Tennessee Tech		3	1	242	A	Eastern Ky.		3	1		
						216	A	Jacksonville St.		3	2	227	H	Tennessee St.		3	0		
						265	A	SIU Edwardsville		3	1	217	H	Belmont		3	0		

Non-Div. I Games:

Morehead St.

Average RPI Win:	221	WON-LOST RECORD	WINNING PCT. RANK	LAST 10 GAMES		STRENGTH OF SCHEDULE	OPP. STRENGTH OF SCHEDULE	TEAM RPI	ADJ RPI	CONF. RPI	ADJ CONF. RPI	
DIV. I ONLY		18- 6	.75 39	9- 1		155	177	84	.55415	86	20	20
DIV. I NON-CONF.		9- 5	.64286 99	2- 0		144	123	108	.5357	114	21	21
<hr/>												
TOTALS	RPI 1-25		RPI 26-50	W-L RECORDS		RPI 51-100		RPI 101-150		RPI 150+		
18- 6	0- 1		0- 3	OVERALL		1- 1		2- 0		15- 1		
10- 4	0- 0		0- 2	HOME		0- 1		1- 0		9- 1		
7- 1	0- 1		0- 0	AWAY		1- 0		0- 0		6- 0		
1- 1	0- 0		0- 1	NEUTRAL		0- 0		1- 0		0- 0		
9- 5	0- 1		0- 3	NON-CONFERENCE		0- 0		1- 0		8- 1		
7- 3	0- 0		0- 2	HOME		0- 0		0- 0		7- 1		
1- 1	0- 1		0- 0	AWAY		0- 0		0- 0		1- 0		
1- 1	0- 0		0- 1	NEUTRAL		0- 0		1- 0		0- 0		
9- 1	0- 0		0- 0	CONFERENCE		1- 1		1- 0		7- 0		
3- 1	0- 0		0- 0	HOME		0- 1		1- 0		2- 0		
6- 0	0- 0		0- 0	AWAY		1- 0		0- 0		5- 0		
0- 0	0- 0		0- 0	NEUTRAL		0- 0		0- 0		0- 0		
<hr/>												
RPI S	Opponent	Score	RPI S	Opponent	Score	RPI S	Opponent	Score	RPI S	Opponent	Score	
8 A	Kansas	0 3	28 H	North Carolina St.	1 3	88 A	Ga. Southern	3 0	102 N	Wyoming	3 1	
			44 H	Michigan St.	1 3	92 H	Furman	1 3	115 H	Samford	3 0	
			47 N	Arizona St.	0 3				181 H	North Florida	2 3	
									192 H	Sacramento St.	3 1	
									205 H	Georgetown	3 2	
									206 H	Wofford	3 0	
									213 H	Presbyterian	3 1	
									228 A	Elon	3 0	
									240 A	Davidson	3 0	
									244 H	Coastal Caro.	3 1	
									247 H	Memphis	3 1	
									248 H	Jacksonville	3 2	
									250 A	Western Caro.	3 1	
									258 H	Chattanooga	3 0	
									261 A	Appalachian St.	3 1	
									285 A	Charleston So.	3 1	
									294 H	South Carolina St.	3 0	
									305 A	Citadel	3 0	
<hr/>												
LAST 10 GAMES												
			250 A	Western Caro.	3 1	92 H	Furman	1 3				
			261 A	Appalachian St.	3 1	206 H	Wofford	3 0				
			294 H	South Carolina St.	3 0	244 H	Coastal Caro.	3 1				
			258 H	Chattanooga	3 0	240 A	Davidson	3 0				
			115 H	Samford	3 0	88 A	Ga. Southern	3 0				

Non-Div. I Games:

Col. of Charleston

Average RPI Win:	180	WON-LOST	WINNING	LAST 10	STRENGTH OF	OPP. STRENGTH	TEAM	ADJ	CONF.	ADJ CONF.	
Average RPI Loss:	62	RECORD	PCT. RANK	GAMES	SCHEDULE	OF SCHEDULE	RPI	RPI	RPI	RPI	
DIV. I ONLY	12- 12	.5	162	1- 9	33	93	83	.55378	87	3	3
DIV. I NON-CONF.	11- 5	.6875	87	0- 2	66	205	72	.57109	78	3	3
<hr/>											
TOTALS	RPI 1-25	RPI 26-50		W-L RECORDS		RPI 51-100		RPI 101-150		RPI 150+	
12- 12	0- 4	0- 1		OVERALL		1- 6		3- 0		8- 1	
4- 4	0- 3	0- 1		HOME		0- 0		2- 0		2- 0	
3- 6	0- 1	0- 0		AWAY		0- 4		1- 0		2- 1	
5- 2	0- 0	0- 0		NEUTRAL		1- 2		0- 0		4- 0	
<hr/>											
11- 5	0- 0	0- 0		NON-CONFERENCE		1- 4		3- 0		7- 1	
4- 0	0- 0	0- 0		HOME		0- 0		2- 0		2- 0	
2- 3	0- 0	0- 0		AWAY		0- 2		1- 0		1- 1	
5- 2	0- 0	0- 0		NEUTRAL		1- 2		0- 0		4- 0	
<hr/>											
1- 7	0- 4	0- 1		CONFERENCE		0- 2		0- 0		1- 0	
0- 4	0- 3	0- 1		HOME		0- 0		0- 0		0- 0	
1- 3	0- 1	0- 0		AWAY		0- 2		0- 0		1- 0	
0- 0	0- 0	0- 0		NEUTRAL		0- 0		0- 0		0- 0	
<hr/>											
RPI S	Opponent	Score	RPI S	Opponent	Score	RPI S	Opponent	Score	RPI S	Opponent	Score
4	H Texas	0 3	37	H Iowa St.	1 3	61	A Baylor	1 3	101	A Boston College	3 2
8	H Kansas	0 3				63	A TCU	0 3	124	H Northwestern St.	3 1
12	A Kansas St.	2 3				64	N Cal St. Northridge	0 3	128	H North Texas	3 1
21	H Oklahoma	0 3				74	A Central Ark.	1 3	162	N Houston Baptist	3 2
						79	N Towson	0 3	183	A West Virginia	3 1
						92	N Furman	3 2	187	N Siena	3 1
						96	A Rice	0 3	193	H San Jose St.	3 0
									197	A Montana	3 1
									221	A Nevada	2 3
									262	N Fordham	3 1
									267	H Tex.-Pan American	3 0
									269	N Binghamton	3 0
<hr/>											
LAST 10 GAMES											
12	A Kansas St.	2 3	74	A Central Ark.	1 3						
21	H Oklahoma	0 3	4	H Texas	0 3						
183	A West Virginia	3 1	63	A TCU	0 3						
61	A Baylor	1 3	8	H Kansas	0 3						
37	H Iowa St.	1 3	221	A Nevada	2 3						

Non-Div. I Games:

Texas Tech

Average RPI Win:	211	WON-LOST	WINNING	LAST 10	STRENGTH OF	OPP. STRENGTH	TEAM	ADJ	CONF.	ADJ CONF.	
Average RPI Loss:	67	RECORD	PCT. RANK	GAMES	SCHEDULE	OF SCHEDULE	RPI	RPI	RPI	RPI	
DIV. I ONLY	18- 6	.75	39	9- 1	181	161	90	.55173	88	20	20
DIV. I NON-CONF.	9- 5	.64286	99	0- 0	203	95	123	.52273	122	21	21
<hr/>											
TOTALS	RPI 1-25	RPI 26-50		W-L RECORDS		RPI 51-100		RPI 101-150		RPI 150+	
18- 6	0- 0	0- 0		OVERALL		1- 6		3- 0		14- 0	
7- 2	0- 0	0- 0		HOME		0- 2		0- 0		7- 0	
6- 3	0- 0	0- 0		AWAY		1- 3		1- 0		4- 0	
5- 1	0- 0	0- 0		NEUTRAL		0- 1		2- 0		3- 0	
<hr/>											
9- 5	0- 0	0- 0		NON-CONFERENCE		0- 5		2- 0		7- 0	
4- 1	0- 0	0- 0		HOME		0- 1		0- 0		4- 0	
0- 3	0- 0	0- 0		AWAY		0- 3		0- 0		0- 0	
5- 1	0- 0	0- 0		NEUTRAL		0- 1		2- 0		3- 0	
<hr/>											
9- 1	0- 0	0- 0		CONFERENCE		1- 1		1- 0		7- 0	
3- 1	0- 0	0- 0		HOME		0- 1		0- 0		3- 0	
6- 0	0- 0	0- 0		AWAY		1- 0		1- 0		4- 0	
0- 0	0- 0	0- 0		NEUTRAL		0- 0		0- 0		0- 0	
<hr/>											
RPI S	Opponent	Score	RPI S	Opponent	Score	RPI S	Opponent	Score	RPI S	Opponent	Score
						51 A	Georgia	1 3	115 A	Samford	3 2
						52 H	Wisconsin	2 3	132 N	Portland	3 1
						65 A	Auburn	1 3	150 N	Troy	3 1
						69 A	New Mexico	2 3	165 H	South Ala.	3 1
						80 N	UC Santa Barbara	2 3	170 N	High Point	3 1
						86 H	Col. of Charleston	0 3	206 A	Wofford	3 1
						92 A	Furman	3 0	212 H	UNC Greensboro	3 0
									216 N	Jacksonville St.	3 0
									228 H	Elon	3 2
									233 H	Mercer	3 0
									240 A	Davidson	3 0
									245 N	Georgia St.	3 1
									248 H	Jacksonville	3 1
									258 A	Chattanooga	3 0
									261 A	Appalachian St.	3 1
									305 H	Citadel	3 0
									325 H	Savannah St.	3 0
<hr/>											
			LAST 10 GAMES								
			258 A	Chattanooga	3 0	261 A	Appalachian St.	3 1			
			115 A	Samford	3 2	86 H	Col. of Charleston	0 3			
			228 H	Elon	3 2	305 H	Citadel	3 0			
			212 H	UNC Greensboro	3 0	92 A	Furman	3 0			
			240 A	Davidson	3 0	206 A	Wofford	3 1			

Non-Div. I Games:

Ga. Southern

Average RPI Win:		167	WON-LOST RECORD		WINNING PCT. RANK		LAST 10 GAMES		STRENGTH OF SCHEDULE		OPP. STRENGTH OF SCHEDULE		TEAM RPI		ADJ RPI		CONF. RPI		ADJ CONF. RPI				
DIV. I ONLY			14- 9		.6087 109		6- 4		114		67		92		.55105 89		11		11				
DIV. I NON-CONF.			7- 6		.53846 150		0- 1		97		35		103		.54438 100		11		11				
TOTALS		RPI 1-25		RPI 26-50				W-L RECORDS		RPI 51-100				RPI 101-150				RPI 150+					
14- 9		0- 2		0- 2				OVERALL		0- 4				5- 1				9- 0					
4- 0		0- 0		0- 0				HOME		0- 0				1- 0				3- 0					
4- 7		0- 2		0- 2				AWAY		0- 2				2- 1				2- 0					
6- 2		0- 0		0- 0				NEUTRAL		0- 2				2- 0				4- 0					
7- 6		0- 2		0- 2				NON-CONFERENCE		0- 2				2- 0				5- 0					
0- 0		0- 0		0- 0				HOME		0- 0				0- 0				0- 0					
1- 4		0- 2		0- 2				AWAY		0- 0				0- 0				1- 0					
6- 2		0- 0		0- 0				NEUTRAL		0- 2				2- 0				4- 0					
7- 3		0- 0		0- 0				CONFERENCE		0- 2				3- 1				4- 0					
4- 0		0- 0		0- 0				HOME		0- 0				1- 0				3- 0					
3- 3		0- 0		0- 0				AWAY		0- 2				2- 1				1- 0					
0- 0		0- 0		0- 0				NEUTRAL		0- 0				0- 0				0- 0					
RPI	S	Opponent		Score		RPI	S	Opponent		Score		RPI	S	Opponent		Score		RPI	S	Opponent		Score	
21	A	Oklahoma		0	3	33	A	Marquette		0	3	57	A	Bowling Green		2	3	106	A	Eastern Mich.		3	2
24	A	North Carolina		1	3	42	A	Northwestern		1	3	58	A	Ohio		0	3	109	N	Missouri St.		3	1
												62	N	Tulsa		0	3	117	A	Central Mich.		1	3
												70	N	LSU		1	3	123	H	Ball St.		3	1
																		130	A	Northern Ill.		3	0
																		147	N	Saint Louis		3	0
																		158	N	Delaware		3	0
																		163	N	Southeast Mo. St.		3	0
																		168	H	Akron		3	1
																		182	N	Middle Tenn.		3	0
																		191	A	Kent St.		3	1
																		195	H	Toledo		3	0
																		201	A	Milwaukee		3	2
																		234	N	Bradley		3	0
																		235	H	Buffalo		3	0
LAST 10 GAMES																							

Non-Div. I Games:

Western Mich.

Average RPI Win:		223	WON-LOST RECORD		WINNING PCT. RANK		LAST 10 GAMES		STRENGTH OF SCHEDULE		OPP. STRENGTH OF SCHEDULE		TEAM RPI		ADJ RPI		CONF. RPI		ADJ CONF. RPI				
DIV. I ONLY			12- 5		.70588 54		9- 1		154		153		93		.55103 90		23		23				
DIV. I NON-CONF.			4- 5		.44444 195		1- 1		56		61		111		.54011 106		22		22				
TOTALS		RPI 1-25		RPI 26-50		W-L RECORDS		RPI 51-100		RPI 101-150		RPI 150+											
12- 5		0- 1		0- 2		OVERALL		0- 2		1- 0		11- 0											
7- 2		0- 0		0- 2		HOME		0- 0		1- 0		6- 0											
5- 1		0- 1		0- 0		AWAY		0- 0		0- 0		5- 0											
0- 2		0- 0		0- 0		NEUTRAL		0- 2		0- 0		0- 0											
4- 5		0- 1		0- 2		NON-CONFERENCE		0- 2		1- 0		3- 0											
4- 2		0- 0		0- 2		HOME		0- 0		1- 0		3- 0											
0- 1		0- 1		0- 0		AWAY		0- 0		0- 0		0- 0											
0- 2		0- 0		0- 0		NEUTRAL		0- 2		0- 0		0- 0											
8- 0		0- 0		0- 0		CONFERENCE		0- 0		0- 0		8- 0											
3- 0		0- 0		0- 0		HOME		0- 0		0- 0		3- 0											
5- 0		0- 0		0- 0		AWAY		0- 0		0- 0		5- 0											
0- 0		0- 0		0- 0		NEUTRAL		0- 0		0- 0		0- 0											
RPI	S	Opponent		Score		RPI	S	Opponent		Score		RPI	S	Opponent		Score							
19	A	San Diego		0 3		27	H	Texas A&M		1 3		66	N	Fresno St.		0 3							
						42	H	Northwestern		1 3		80	N	UC Santa Barbara		1 3							
														129 H Albany (NY)		3 0							
														185 H Penn		3 0							
														188 A Columbia		3 0							
														189 H Princeton		3 1							
														198 H American		3 0							
														204 H Villanova		3 1							
														238 A Harvard		3 0							
														259 H Stony Brook		3 0							
														260 A Cornell		3 0							
														263 A Brown		3 1							
														263 H Brown		3 0							
														304 A Dartmouth		3 1							
LAST 10 GAMES																							
263 H Brown						3 0						188 A Columbia						3 0					
185 H Penn						3 0						260 A Cornell						3 0					
189 H Princeton						3 1						263 A Brown						3 1					
238 A Harvard						3 0						129 H Albany (NY)						3 0					
304 A Dartmouth						3 1						66 N Fresno St.						0 3					

Non-Div. I Games:

Yale

Average RPI Win:	201	WON-LOST	WINNING	LAST 10	STRENGTH OF	OPP. STRENGTH	TEAM	ADJ	CONF.	ADJ CONF.	
Average RPI Loss:	106	RECORD	PCT. RANK	GAMES	SCHEDULE	OF SCHEDULE	RPI	RPI	RPI	RPI	
DIV. I ONLY	16- 7	.69565	55	7- 3	126	188	89	.54897	91	16	16
DIV. I NON-CONF.	8- 4	.66667	89	1- 0	178	183	119	.52646	121	19	19
<hr/>											
TOTALS	RPI 1-25	RPI 26-50		W-L RECORDS	RPI 51-100		RPI 101-150		RPI 150+		
16- 7	0- 0	0- 0		OVERALL	1- 2		2- 4		13- 1		
5- 1	0- 0	0- 0		HOME	1- 0		1- 1		3- 0		
7- 4	0- 0	0- 0		AWAY	0- 2		1- 2		6- 0		
4- 2	0- 0	0- 0		NEUTRAL	0- 0		0- 1		4- 1		
<hr/>											
8- 4	0- 0	0- 0		NON-CONFERENCE	0- 2		1- 1		7- 1		
1- 0	0- 0	0- 0		HOME	0- 0		0- 0		1- 0		
3- 2	0- 0	0- 0		AWAY	0- 2		1- 0		2- 0		
4- 2	0- 0	0- 0		NEUTRAL	0- 0		0- 1		4- 1		
<hr/>											
8- 3	0- 0	0- 0		CONFERENCE	1- 0		1- 3		6- 0		
4- 1	0- 0	0- 0		HOME	1- 0		1- 1		2- 0		
4- 2	0- 0	0- 0		AWAY	0- 0		0- 2		4- 0		
0- 0	0- 0	0- 0		NEUTRAL	0- 0		0- 0		0- 0		
<hr/>											
RPI S	Opponent	Score	RPI S	Opponent	Score	RPI S	Opponent	Score	RPI S	Opponent	Score
						61 A	Baylor	0 3	105 A	Sam Houston St.	1 3
						63 A	TCU	0 3	105 H	Sam Houston St.	0 3
						74 H	Central Ark.	3 2	106 N	Eastern Mich.	0 3
									124 A	Northwestern St.	1 3
									124 H	Northwestern St.	3 1
									128 A	North Texas	3 0
									154 H	Stephen F. Austin	3 0
									155 N	Army	3 0
									156 H	Oral Roberts	3 0
									176 N	SMU	0 3
									190 A	Nicholls St.	3 0
									200 N	Hofstra	3 0
									208 A	Texas-Arlington	3 0
									221 N	Nevada	3 1
									241 A	Lamar	3 1
									267 A	Tex.-Pan American	3 1
									267 H	Tex.-Pan American	3 0
									271 A	Southeastern La.	3 1
									272 A	McNeese St.	3 1
									284 N	Tulane	3 0
			LAST 10 GAMES								
			105 A	Sam Houston St.	1 3	124 H	Northwestern St.	3 1			
			267 H	Tex.-Pan American	3 0	271 A	Southeastern La.	3 1			
			272 A	McNeese St.	3 1	190 A	Nicholls St.	3 0			
			241 A	Lamar	3 1	105 H	Sam Houston St.	0 3			
154 H	Stephen F. Austin	3 0	124 A	Northwestern St.	1 3						

Non-Div. I Games:

A&M-Corpus Christi

Average RPI Win:	203	WON-LOST	WINNING	LAST 10	STRENGTH OF	OPP. STRENGTH	TEAM	ADJ	CONF.	ADJ CONF.	
Average RPI Loss:	122	RECORD	PCT. RANK	GAMES	SCHEDULE	OF SCHEDULE	RPI	RPI	RPI	RPI	
DIV. I ONLY	18- 6	.75	39	7- 3	166	179	88	.54893	92	20	20
DIV. I NON-CONF.	11- 3	.78571	51	1- 0	164	135	80	.56588	81	21	21
<hr/>											
TOTALS	RPI 1-25	RPI 26-50		W-L RECORDS		RPI 51-100		RPI 101-150		RPI 150+	
18- 6	0- 0	0- 0		OVERALL		2- 3		1- 2		15- 1	
5- 1	0- 0	0- 0		HOME		1- 1		0- 0		4- 0	
8- 2	0- 0	0- 0		AWAY		1- 0		0- 1		7- 1	
5- 3	0- 0	0- 0		NEUTRAL		0- 2		1- 1		4- 0	
<hr/>											
11- 3	0- 0	0- 0		NON-CONFERENCE		1- 2		1- 1		9- 0	
2- 0	0- 0	0- 0		HOME		1- 0		0- 0		1- 0	
4- 0	0- 0	0- 0		AWAY		0- 0		0- 0		4- 0	
5- 3	0- 0	0- 0		NEUTRAL		0- 2		1- 1		4- 0	
<hr/>											
7- 3	0- 0	0- 0		CONFERENCE		1- 1		0- 1		6- 1	
3- 1	0- 0	0- 0		HOME		0- 1		0- 0		3- 0	
4- 2	0- 0	0- 0		AWAY		1- 0		0- 1		3- 1	
0- 0	0- 0	0- 0		NEUTRAL		0- 0		0- 0		0- 0	
<hr/>											
RPI S	Opponent	Score	RPI S	Opponent	Score	RPI S	Opponent	Score	RPI S	Opponent	Score
						67 H	Clemson	3 1	115 A	Samford	2 3
						79 N	Towson	1 3	121 N	UTSA	3 0
						86 A	Col. of Charleston	3 1	135 N	UC Davis	0 3
						87 N	Texas Tech	2 3	152 A	Wake Forest	3 0
						88 H	Ga. Southern	0 3	174 N	UAB	3 2
									182 A	Middle Tenn.	3 0
									197 A	Montana	3 1
									206 A	Wofford	3 0
									211 N	Canisius	3 0
									212 A	UNC Greensboro	3 2
									213 H	Presbyterian	3 0
									228 A	Elon	1 3
									233 N	Mercer	3 1
									240 H	Davidson	3 0
									250 H	Western Caro.	3 0
						257 N	USC Upstate	3 0			
						261 H	Appalachian St.	3 0			
						285 A	Charleston So.	3 0			
						305 A	Citadel	3 0			
						<hr/>					
			LAST 10 GAMES								
			228 A	Elon	1 3	305 A	Citadel	3 0			
			212 A	UNC Greensboro	3 2	206 A	Wofford	3 0			
			261 H	Appalachian St.	3 0	115 A	Samford	2 3			
			250 H	Western Caro.	3 0	152 A	Wake Forest	3 0			
			86 A	Col. of Charleston	3 1	88 H	Ga. Southern	0 3			

Non-Div. I Games:

Furman

Average RPI Win:		210	WON-LOST RECORD		WINNING PCT. RANK		LAST 10 GAMES		STRENGTH OF SCHEDULE		OPP. STRENGTH OF SCHEDULE		TEAM RPI		ADJ RPI		CONF. RPI		ADJ CONF. RPI	
DIV. I ONLY			17- 5		.77273 33		6- 4		223		127		91		.54788 93		8		9	
DIV. I NON-CONF.			12- 1		.92308 11		1- 0		297		210		94		.54989 95		9		9	
TOTALS		RPI 1-25		RPI 26-50		W-L RECORDS		RPI 51-100		RPI 101-150		RPI 150+								
17- 5		0- 2		0- 1		OVERALL		0- 1		4- 0		13- 1								
8- 1		0- 0		0- 1		HOME		0- 0		3- 0		5- 0								
5- 3		0- 1		0- 0		AWAY		0- 1		1- 0		4- 1								
4- 1		0- 1		0- 0		NEUTRAL		0- 0		0- 0		4- 0								
12- 1		0- 1		0- 0		NON-CONFERENCE		0- 0		1- 0		11- 0								
4- 0		0- 0		0- 0		HOME		0- 0		0- 0		4- 0								
4- 0		0- 0		0- 0		AWAY		0- 0		1- 0		3- 0								
4- 1		0- 1		0- 0		NEUTRAL		0- 0		0- 0		4- 0								
5- 4		0- 1		0- 1		CONFERENCE		0- 1		3- 0		2- 1								
4- 1		0- 0		0- 1		HOME		0- 0		3- 0		1- 0								
1- 3		0- 1		0- 0		AWAY		0- 1		0- 0		1- 1								
0- 0		0- 0		0- 0		NEUTRAL		0- 0		0- 0		0- 0								
RPI	S	Opponent		Score		RPI	S	Opponent		Score		RPI	S	Opponent		Score				
7	A	Louisville		0 3		33	H	Marquette		2 3		94	A	Cincinnati		2 3				
22	N	Ohio St.		0 3								104	A	Maryland		3 1				
												108	H	South Fla.		3 1				
												110	H	Rutgers		3 2				
												122	H	Pittsburgh		3 1				
												171	A	James Madison		3 1				
												189	H	Princeton		3 0				
												200	A	Hofstra		3 0				
												203	H	Syracuse		3 1				
												204	A	Villanova		2 3				
												205	A	Georgetown		3 1				
												211	N	Canisius		3 0				
												225	A	Rhode Island		3 2				
												259	H	Stony Brook		3 2				
												261	N	Appalachian St.		3 1				
												269	N	Binghamton		3 2				
												299	N	Hartford		3 0				
												300	H	Morgan St.		3 0				
												326	H	Saint Peter's		3 0				
						LAST 10 GAMES														
						110 H Rutgers 3 2						204 A Villanova 2 3								
						203 H Syracuse 3 1						205 A Georgetown 3 1								
						33 H Marquette 2 3						326 H Saint Peter's 3 0								
						94 A Cincinnati 2 3						108 H South Fla. 3 1								
						7 A Louisville 0 3						122 H Pittsburgh 3 1								

Non-Div. I Games:

Seton Hall

Average RPI Win:	164	WON-LOST RECORD	WINNING PCT. RANK	LAST 10 GAMES		STRENGTH OF SCHEDULE	OPP. STRENGTH OF SCHEDULE	TEAM RPI	ADJ RPI	CONF. RPI	ADJ CONF. RPI
DIV. I ONLY		9- 14	.3913 223	7- 3		29	45	104	.54665 94	8	9
DIV. I NON-CONF.		2- 11	.15385 298	0- 1		37	10	170	.49445 154	9	9
TOTALS	RPI 1-25		RPI 26-50	W-L RECORDS		RPI 51-100			RPI 101-150		RPI 150+
9- 14	0- 4		0- 7	OVERALL		1- 1			4- 2		4- 0
3- 4	0- 1		0- 3	HOME		1- 0			1- 0		1- 0
4- 6	0- 2		0- 1	AWAY		0- 1			3- 2		1- 0
2- 4	0- 1		0- 3	NEUTRAL		0- 0			0- 0		2- 0
2- 11	0- 4		0- 5	NON-CONFERENCE		0- 1			0- 1		2- 0
0- 3	0- 1		0- 2	HOME		0- 0			0- 0		0- 0
0- 4	0- 2		0- 0	AWAY		0- 1			0- 1		0- 0
2- 4	0- 1		0- 3	NEUTRAL		0- 0			0- 0		2- 0
7- 3	0- 0		0- 2	CONFERENCE		1- 0			4- 1		2- 0
3- 1	0- 0		0- 1	HOME		1- 0			1- 0		1- 0
4- 2	0- 0		0- 1	AWAY		0- 0			3- 1		1- 0
0- 0	0- 0		0- 0	NEUTRAL		0- 0			0- 0		0- 0
RPI S Opponent Score			RPI S Opponent Score			RPI S Opponent Score			RPI S Opponent Score		
4 A Texas 0 3			30 H Western Ky. 1 3			93 H Seton Hall 3 2			108 A South Fla. 2 3		
13 N Florida St. 0 3			32 H Illinois 1 3			95 A Xavier 2 3			110 H Rutgers 3 0		
16 A Tennessee 1 3			32 N Illinois 1 3						116 A New Mexico St. 1 3		
23 H Purdue 1 3			33 A Marquette 0 3						118 A St. John's (NY) 3 1		
			37 N Iowa St. 0 3						122 A Pittsburgh 3 0		
			40 H Notre Dame 2 3						134 A Connecticut 3 2		
			42 N Northwestern 1 3						203 A Syracuse 3 0		
									222 N UCF 3 0		
									232 H DePaul 3 1		
									246 N Drake 3 0		
			LAST 10 GAMES								
			203 A Syracuse 3 0			110 H Rutgers 3 0					
			33 A Marquette 0 3			95 A Xavier 2 3					
			118 A St. John's (NY) 3 1			108 A South Fla. 2 3					
			134 A Connecticut 3 2			122 A Pittsburgh 3 0					
			93 H Seton Hall 3 2			232 H DePaul 3 1					

Non-Div. I Games:

Cincinnati

Average RPI Win: 193		WON-LOST RECORD		WINNING PCT. RANK		LAST 10 GAMES		STRENGTH OF SCHEDULE		OPP. STRENGTH OF SCHEDULE		TEAM RPI		ADJ RPI		CONF. RPI		ADJ CONF. RPI	
DIV. I ONLY		16- 9		.64 92		8- 2		138		101		102		.54498 96		22		21	
DIV. I NON-CONF.		7- 7		.5 158		0- 0		63		34		96		.55199 92		17		17	
TOTALS		RPI 1-25		RPI 26-50		W-L RECORDS		RPI 51-100		RPI 101-150		RPI 150+							
16- 9		0- 3		0- 0		OVERALL		1- 4		3- 2		12- 0							
9- 7		0- 3		0- 0		HOME		1- 3		1- 1		7- 0							
5- 2		0- 0		0- 0		AWAY		0- 1		1- 1		4- 0							
2- 0		0- 0		0- 0		NEUTRAL		0- 0		1- 0		1- 0							
7- 7		0- 3		0- 0		NON-CONFERENCE		1- 3		3- 1		3- 0							
4- 6		0- 3		0- 0		HOME		1- 2		1- 1		2- 0							
1- 1		0- 0		0- 0		AWAY		0- 1		1- 0		0- 0							
2- 0		0- 0		0- 0		NEUTRAL		0- 0		1- 0		1- 0							
9- 2		0- 0		0- 0		CONFERENCE		0- 1		0- 1		9- 0							
5- 1		0- 0		0- 0		HOME		0- 1		0- 0		5- 0							
4- 1		0- 0		0- 0		AWAY		0- 0		0- 1		4- 0							
0- 0		0- 0		0- 0		NEUTRAL		0- 0		0- 0		0- 0							
RPI S	Opponent	Score		RPI S	Opponent	Score		RPI S	Opponent	Score		RPI S	Opponent	Score					
11 H	Washington	0	3					62 H	Tulsa	2	3	105 H	Sam Houston St.	3	0				
15 H	BYU	0	3					64 H	Cal St. Northridge	0	3	111 H	Arkansas St.	1	3				
23 H	Purdue	2	3					70 H	LSU	0	3	121 A	UTSA	3	1				
								78 A	Ole Miss	0	3	139 N	North Dakota	3	1				
								87 H	Texas Tech	3	0	140 A	Marshall	0	3				
												153 A	UTEP	3	2				
												153 H	UTEP	3	0				
												162 H	Houston Baptist	3	1				
												164 H	Air Force	3	0				
												174 A	UAB	3	2				
												176 H	SMU	3	2				
												223 H	Houston	3	0				
												247 A	Memphis	3	0				
												284 A	Tulane	3	1				
												284 H	Tulane	3	0				
												295 N	Alabama A&M	3	0				
												314 H	East Carolina	3	1				
				LAST 10 GAMES															
				153 A	UTEP	3	2	153 H	UTEP	3	0								
				284 A	Tulane	3	1	62 H	Tulsa	2	3								
				314 H	East Carolina	3	1	176 H	SMU	3	2								
				140 A	Marshall	0	3	174 A	UAB	3	2								
				284 H	Tulane	3	0	247 A	Memphis	3	0								

Non-Div. I Games:

Rice

Average RPI Win:		210	WON-LOST RECORD		WINNING PCT. RANK		LAST 10 GAMES		STRENGTH OF SCHEDULE		OPP. STRENGTH OF SCHEDULE		TEAM RPI		ADJ RPI		CONF. RPI		ADJ CONF. RPI	
DIV. I ONLY			17- 5		.77273 33		8- 2		227		148		95		.54495 97		19		19	
DIV. I NON-CONF.			11- 3		.78571 51		2- 0		267		99		107		.53927 107		18		18	
TOTALS		RPI 1-25		RPI 26-50		W-L RECORDS		RPI 51-100		RPI 101-150		RPI 150+								
17- 5		0- 1		0- 0		OVERALL		0- 3		4- 0		13- 1								
10- 0		0- 0		0- 0		HOME		0- 0		2- 0		8- 0								
2- 4		0- 0		0- 0		AWAY		0- 3		0- 0		2- 1								
5- 1		0- 1		0- 0		NEUTRAL		0- 0		2- 0		3- 0								
11- 3		0- 1		0- 0		NON-CONFERENCE		0- 2		4- 0		7- 0								
5- 0		0- 0		0- 0		HOME		0- 0		2- 0		3- 0								
1- 2		0- 0		0- 0		AWAY		0- 2		0- 0		1- 0								
5- 1		0- 1		0- 0		NEUTRAL		0- 0		2- 0		3- 0								
6- 2		0- 0		0- 0		CONFERENCE		0- 1		0- 0		6- 1								
5- 0		0- 0		0- 0		HOME		0- 0		0- 0		5- 0								
1- 2		0- 0		0- 0		AWAY		0- 1		0- 0		1- 1								
0- 0		0- 0		0- 0		NEUTRAL		0- 0		0- 0		0- 0								
RPI	S	Opponent		Score		RPI	S	Opponent		Score		RPI	S	Opponent		Score				
5	N	UCLA		0 3																
						68	A	Duke		1 3		101	H	Boston College		3 1				
						79	A	Towson		0 3		113	N	Alabama		3 2				
						80	A	UC Santa Barbara		0 3		127	N	Idaho		3 1				
												134	H	Connecticut		3 0				
												158	A	Delaware		2 3				
												171	H	James Madison		3 0				
												194	N	Cal Poly		3 0				
												200	A	Hofstra		3 0				
												200	H	Hofstra		3 1				
												220	H	William & Mary		3 1				
												226	A	New Hampshire		3 0				
												228	N	Elon		3 0				
												238	H	Harvard		3 0				
												243	H	UNC Wilmington		3 1				
												270	H	George Mason		3 0				
												280	H	Sacred Heart		3 1				
												314	N	East Carolina		3 0				
												319	H	Holy Cross		3 0				
						LAST 10 GAMES														
						79	A	Towson		0 3		220	H	William & Mary		3 1				
						158	A	Delaware		2 3		243	H	UNC Wilmington		3 1				
						200	A	Hofstra		3 0		200	H	Hofstra		3 1				
						171	H	James Madison		3 0		134	H	Connecticut		3 0				
						270	H	George Mason		3 0		238	H	Harvard		3 0				

Non-Div. I Games:

Northeastern

Average RPI Win:	191	WON-LOST	WINNING	LAST 10	STRENGTH OF	OPP. STRENGTH	TEAM	ADJ	CONF.	ADJ CONF.	
Average RPI Loss:	119	RECORD	PCT. RANK	GAMES	SCHEDULE	OF SCHEDULE	RPI	RPI	RPI	RPI	
DIV. I ONLY	16- 6	.72727	45	9- 1	194	146	98	.54494	98	17	18
DIV. I NON-CONF.	8- 5	.61538	112	1- 0	210	93	132	.51525	128	20	20
<hr/>											
TOTALS	RPI 1-25	RPI 26-50		W-L RECORDS	RPI 51-100		RPI 101-150		RPI 150+		
16- 6	0- 0	0- 1		OVERALL	2- 0		2- 4		12- 1		
5- 3	0- 0	0- 0		HOME	0- 0		0- 3		5- 0		
7- 2	0- 0	0- 0		AWAY	1- 0		2- 1		4- 1		
4- 1	0- 0	0- 1		NEUTRAL	1- 0		0- 0		3- 0		
<hr/>											
8- 5	0- 0	0- 1		NON-CONFERENCE	2- 0		1- 3		5- 1		
2- 2	0- 0	0- 0		HOME	0- 0		0- 2		2- 0		
2- 2	0- 0	0- 0		AWAY	1- 0		1- 1		0- 1		
4- 1	0- 0	0- 1		NEUTRAL	1- 0		0- 0		3- 0		
<hr/>											
8- 1	0- 0	0- 0		CONFERENCE	0- 0		1- 1		7- 0		
3- 1	0- 0	0- 0		HOME	0- 0		0- 1		3- 0		
5- 0	0- 0	0- 0		AWAY	0- 0		1- 0		4- 0		
0- 0	0- 0	0- 0		NEUTRAL	0- 0		0- 0		0- 0		
<hr/>											
RPI S	Opponent	Score	RPI S	Opponent	Score	RPI S	Opponent	Score	RPI S	Opponent	Score
			49 N	Georgia Tech	0 3	56 A	IPFW	3 0	103 A	Indiana	1 3
						57 N	Bowling Green	3 0	106 A	Eastern Mich.	3 2
									114 H	Oakland	2 3
									122 H	Pittsburgh	0 3
									131 A	Valparaiso	3 2
									145 H	Loyola Chicago	0 3
									177 A	Green Bay	3 1
									177 H	Green Bay	3 0
									179 H	Ill.-Chicago	3 0
									183 A	West Virginia	2 3
									191 N	Kent St.	3 0
									201 A	Milwaukee	3 0
									201 H	Milwaukee	3 0
									207 A	Youngstown St.	3 0
									235 H	Buffalo	3 1
									242 H	Eastern Ky.	3 0
									297 A	Wright St.	3 0
									298 N	Murray St.	3 0
									298 N	Murray St.	3 1
<hr/>											
			LAST 10 GAMES								
			177 H	Green Bay	3 0	179 H	Ill.-Chicago	3 0			
			201 H	Milwaukee	3 0	145 H	Loyola Chicago	0 3			
			207 A	Youngstown St.	3 0	201 A	Milwaukee	3 0			
			297 A	Wright St.	3 0	177 A	Green Bay	3 1			
			131 A	Valparaiso	3 2	298 N	Murray St.	3 0			

Non-Div. I Games:

Cleveland St.

Average RPI Win:		200	WON-LOST RECORD		WINNING PCT. RANK		LAST 10 GAMES		STRENGTH OF SCHEDULE		OPP. STRENGTH OF SCHEDULE		TEAM RPI	ADJ RPI		CONF. RPI	ADJ CONF. RPI
DIV. I ONLY			12- 9		.57143	129	5- 5		100		115		106	.54492	99	10	10
DIV. I NON-CONF.			6- 4		.6	120	0- 0		75		117		91	.55912	87	10	10
TOTALS		RPI 1-25		RPI 26-50		W-L RECORDS		RPI 51-100		RPI 101-150		RPI 150+					
12- 9	1- 0			0- 5		OVERALL		0- 2		2- 2		9- 0					
4- 3	1- 0			0- 3		HOME		0- 0		0- 0		3- 0					
5- 5	0- 0			0- 2		AWAY		0- 1		1- 2		4- 0					
3- 1	0- 0			0- 0		NEUTRAL		0- 1		1- 0		2- 0					
6- 4	1- 0			0- 1		NON-CONFERENCE		0- 1		1- 2		4- 0					
2- 1	1- 0			0- 1		HOME		0- 0		0- 0		1- 0					
1- 2	0- 0			0- 0		AWAY		0- 0		0- 2		1- 0					
3- 1	0- 0			0- 0		NEUTRAL		0- 1		1- 0		2- 0					
6- 5	0- 0			0- 4		CONFERENCE		0- 1		1- 0		5- 0					
2- 2	0- 0			0- 2		HOME		0- 0		0- 0		2- 0					
4- 3	0- 0			0- 2		AWAY		0- 1		1- 0		3- 0					
0- 0	0- 0			0- 0		NEUTRAL		0- 0		0- 0		0- 0					
RPI	S	Opponent		Score		RPI	S	Opponent		Score		RPI	S	Opponent		Score	
17	H	Miami (FL)		3	1	34	H	Creighton		0	3	60	N	VCU		1	3
						35	H	Oregon St.		2	3	77	A	Southern Ill.		0	3
						36	A	Wichita St.		1	3						
						46	A	UNI		1	3						
						46	H	UNI		0	3						
			</														

Non-Div. I Games:

Illinois St.

Average RPI Win:		216	WON-LOST RECORD		WINNING PCT. RANK		LAST 10 GAMES		STRENGTH OF SCHEDULE		OPP. STRENGTH OF SCHEDULE		TEAM RPI		ADJ RPI		CONF. RPI		ADJ CONF. RPI	
DIV. I ONLY			18- 8		.69231 61		7- 3		143		156		94		.54402 100		13		13	
DIV. I NON-CONF.			12- 5		.70588 76		1- 0		161		134		99		.54699 98		13		14	
TOTALS		RPI 1-25		RPI 26-50		W-L RECORDS		RPI 51-100		RPI 101-150		RPI 150+								
18- 8		0- 4		0- 0		OVERALL		2- 2		3- 1		13- 1								
9- 0		0- 0		0- 0		HOME		1- 0		1- 0		7- 0								
5- 6		0- 2		0- 0		AWAY		1- 2		1- 1		3- 1								
4- 2		0- 2		0- 0		NEUTRAL		0- 0		1- 0		3- 0								
12- 5		0- 4		0- 0		NON-CONFERENCE		1- 1		2- 0		9- 0								
5- 0		0- 0		0- 0		HOME		0- 0		1- 0		4- 0								
3- 3		0- 2		0- 0		AWAY		1- 1		0- 0		2- 0								
4- 2		0- 2		0- 0		NEUTRAL		0- 0		1- 0		3- 0								
6- 3		0- 0		0- 0		CONFERENCE		1- 1		1- 1		4- 1								
4- 0		0- 0		0- 0		HOME		1- 0		0- 0		3- 0								
2- 3		0- 0		0- 0		AWAY		0- 1		1- 1		1- 1								
0- 0		0- 0		0- 0		NEUTRAL		0- 0		0- 0		0- 0								
RPI	S	Opponent		Score		RPI	S	Opponent		Score		RPI	S	Opponent		Score				
2	A	Penn St.		0	3				60	A	VCU	0	3	122	H	Pittsburgh 3 0				
3	A	Nebraska		0	3				60	H	VCU	3	1	132	N	Portland 3 1				
20	N	Kentucky		0	3				69	A	New Mexico	3	2	146	A	George Washington 1 3				
21	N	Oklahoma		0	3				69	A	New Mexico	1	3	147	A	Saint Louis 3 2				
														167	H	Temple 3 0				
														169	A	Butler 3 1				
														183	A	West Virginia 3 2				
														229	A	Charlotte 1 3				
														229	H	Charlotte 3 0				
														236	H	Loyola Maryland 3 1				
														251	N	Eastern Ill. 3 0				
														276	A	Saint Francis (PA) 3 0				
														287	H	La Salle 3 0				
														290	H	Bucknell 3 0				
														296	H	Norfolk St. 3 0				
														324	N	Southern U. 3 0				
														324	N	Southern U. 3 0				
														327	H	Providence 3 0				
LAST 10 GAMES																				

Non-Div. I Games:

Duquesne

Average RPI Win: 182		WON-LOST	WINNING	LAST 10	STRENGTH OF		OPP. STRENGTH	TEAM	ADJ	CONF.	ADJ CONF.		
Average RPI Loss: 67		RECORD	PCT. RANK	GAMES	SCHEDULE		OF SCHEDULE	RPI	RPI	RPI	RPI		
DIV. I ONLY		14- 8	.63636	96	3- 6		153	88	108	.54278	102	7	7
DIV. I NON-CONF.		11- 3	.78571	51	0- 1		206	88	86	.56252	85	8	8
TOTALS		RPI 1-25	RPI 26-50		W-L RECORDS		RPI 51-100		RPI 101-150		RPI 150+		
14- 8	0- 1	1- 1		OVERALL		1- 5		4- 1		8- 0			
11- 1	0- 0	0- 0		HOME		1- 1		3- 0		7- 0			
0- 6	0- 1	0- 1		AWAY		0- 3		0- 1		0- 0			
3- 1	0- 0	1- 0		NEUTRAL		0- 1		1- 0		1- 0			
11- 3	0- 1	1- 0		NON-CONFERENCE		1- 1		4- 1		5- 0			
8- 0	0- 0	0- 0		HOME		1- 0		3- 0		4- 0			
0- 2	0- 1	0- 0		AWAY		0- 0		0- 1		0- 0			
3- 1	0- 0	1- 0		NEUTRAL		0- 1		1- 0		1- 0			
3- 5	0- 0	0- 1		CONFERENCE		0- 4		0- 0		3- 0			
3- 1	0- 0	0- 0		HOME		0- 1		0- 0		3- 0			
0- 4	0- 0	0- 1		AWAY		0- 3		0- 0		0- 0			
0- 0	0- 0	0- 0		NEUTRAL		0- 0		0- 0		0- 0			
RPI S	Opponent	Score		RPI S	Opponent	Score		RPI S	Opponent	Score			
8 A	Kansas	0 3		39 A	Colorado St.	0 3		55 H	San Francisco	3 0			
				47 N	Arizona St.	3 2		66 A	Fresno St.	2 3			
								69 A	New Mexico	1 3			
								71 H	San Diego St.	2 3			
								76 A	UNLV	2 3			
								86 N	Col. of Charleston	1 3			
								120 H	Fla. Gulf Coast	3 0			
								122 N	Pittsburgh	3 0			
								123 A	Ball St.	1 3			
								133 H	UMKC	3 0			
								146 H	George Washington	3 0			
								164 H	Air Force	3 0			
								172 H	Boise St.	3 1			
								213 H	Presbyterian	3 1			
								221 H	Nevada	3 2			
								237 H	Seattle	3 1			
								297 N	Wright St.	3 0			
								303 H	Eastern Wash.	3 0			
								317 H	Bethune-Cookman	3 0			
LAST 10 GAMES													
				172 H	Boise St.	3 1		221 H	Nevada	3 2			
				164 H	Air Force	3 0		71 H	San Diego St.	2 3			
				66 A	Fresno St.	2 3		69 A	New Mexico	1 3			
				76 A	UNLV	2 3		123 A	Ball St.	1 3			
				39 A	Colorado St.	0 3		122 N	Pittsburgh	3 0			

Non-Div. I Games: Colorado St.-Pueblo 3 0

Wyoming

Average RPI Win: 189		WON-LOST	WINNING	LAST 10	STRENGTH OF		OPP. STRENGTH	TEAM	ADJ	CONF.	ADJ CONF.
Average RPI Loss: 53		RECORD	PCT. RANK	GAMES	SCHEDULE		OF SCHEDULE	RPI	RPI	RPI	RPI
DIV. I ONLY		10- 12	.45455	194	2- 8		42	79	99	.54067	104
DIV. I NON-CONF.		8- 3	.72727	69	0- 0		67	196	57	.5845	61
TOTALS		RPI 1-25	RPI 26-50		W-L RECORDS		RPI 51-100		RPI 101-150		RPI 150+
10- 12	0- 5	0- 3		OVERALL		1- 2		3- 1		6- 1	
3- 7	0- 4	0- 1		HOME		0- 1		2- 1		1- 0	
3- 5	0- 1	0- 2		AWAY		1- 1		0- 0		2- 1	
4- 0	0- 0	0- 0		NEUTRAL		0- 0		1- 0		3- 0	
8- 3	0- 2	0- 0		NON-CONFERENCE		0- 1		2- 0		6- 0	
2- 3	0- 2	0- 0		HOME		0- 1		1- 0		1- 0	
2- 0	0- 0	0- 0		AWAY		0- 0		0- 0		2- 0	
4- 0	0- 0	0- 0		NEUTRAL		0- 0		1- 0		3- 0	
2- 9	0- 3	0- 3		CONFERENCE		1- 1		1- 1		0- 1	
1- 4	0- 2	0- 1		HOME		0- 0		1- 1		0- 0	
1- 5	0- 1	0- 2		AWAY		1- 1		0- 0		0- 1	
0- 0	0- 0	0- 0		NEUTRAL		0- 0		0- 0		0- 0	
RPI S	Opponent	Score	RPI S	Opponent	Score	RPI S	Opponent	Score	RPI S	Opponent	Score
13 H	Florida St.	1 3	28 A	North Carolina St.	0 3	67 A	Clemson	3 0	101 H	Boston College	1 3
16 H	Tennessee	0 3	49 A	Georgia Tech	0 3	68 A	Duke	0 3	118 N	St. John's (NY)	3 0
17 H	Miami (FL)	0 3	50 H	Virginia Tech	2 3	93 H	Seton Hall	1 3	142 H	Virginia	3 1
22 H	Ohio St.	2 3							146 H	George Washington	3 0
24 A	North Carolina	1 3							152 A	Wake Forest	1 3
									159 A	LIU Brooklyn	3 0
									204 A	Villanova	3 0
									226 N	New Hampshire	3 2
									269 H	Binghamton	3 0
									275 N	Robert Morris	3 0
									283 N	NJIT	3 0
LAST 10 GAMES											
28 A	North Carolina St.	0 3	68 A	Duke	0 3						
24 A	North Carolina	1 3	142 H	Virginia	3 1						
13 H	Florida St.	1 3	50 H	Virginia Tech	2 3						
17 H	Miami (FL)	0 3	49 A	Georgia Tech	0 3						
152 A	Wake Forest	1 3	67 A	Clemson	3 0						

Non-Div. I Games:

Maryland

Average RPI Win:		197	WON-LOST RECORD		WINNING PCT. RANK		LAST 10 GAMES		STRENGTH OF SCHEDULE		OPP. STRENGTH OF SCHEDULE		TEAM RPI		ADJ RPI		CONF. RPI		ADJ CONF. RPI				
DIV. I ONLY			14- 9		.6087 109		9- 1		102		171		101		.53967 105		16		16				
DIV. I NON-CONF.			5- 7		.41667 205		1- 0		152		132		190		.47451 186		19		19				
TOTALS		RPI 1-25		RPI 26-50		W-L RECORDS		RPI 51-100		RPI 101-150		RPI 150+											
14- 9		0- 1		0- 0		OVERALL		2- 3		1- 3		11- 2											
7- 2		0- 0		0- 0		HOME		1- 2		1- 0		5- 0											
6- 4		0- 1		0- 0		AWAY		1- 1		0- 1		5- 1											
1- 3		0- 0		0- 0		NEUTRAL		0- 0		0- 2		1- 1											
5- 7		0- 1		0- 0		NON-CONFERENCE		0- 2		0- 3		5- 1											
3- 1		0- 0		0- 0		HOME		0- 1		0- 0		3- 0											
1- 3		0- 1		0- 0		AWAY		0- 1		0- 1		1- 0											
1- 3		0- 0		0- 0		NEUTRAL		0- 0		0- 2		1- 1											
9- 2		0- 0		0- 0		CONFERENCE		2- 1		1- 0		6- 1											
4- 1		0- 0		0- 0		HOME		1- 1		1- 0		2- 0											
5- 1		0- 0		0- 0		AWAY		1- 0		0- 0		4- 1											
0- 0		0- 0		0- 0		NEUTRAL		0- 0		0- 0		0- 0											
RPI	S	Opponent		Score		RPI	S	Opponent		Score		RPI	S	Opponent		Score							
8	A	Kansas		0 3								74	H	Central Ark.		0 3							
												81	H	Colorado		2 3							
												91	A	A&M-Corpus Christi		3 0							
												91	H	A&M-Corpus Christi		3 1							
												96	A	Rice		0 3							
												111	N	Arkansas St.		1 3							
												122	N	Pittsburgh		1 3							
												124	H	Northwestern St.		3 1							
												144	A	Texas St.		2 3							
												154	A	Stephen F. Austin		2 3							
												154	H	Stephen F. Austin		3 0							
												156	H	Oral Roberts		3 0							
												162	H	Houston Baptist		3 0							
												173	N	Mississippi St.		0 3							
												190	A	Nicholls St.		3 0							
												196	H	La.-Lafayette		3 2							
												230	N	Neb. Omaha		3 1							
												241	A	Lamar		3 1							
												271	A	Southeastern La.		3 0							
												272	A	McNeese St.		3 0							
												284	A	Tulane		3 0							
												293	H	Texas Southern		3 0							
LAST 10 GAMES																							
91 H A&M-Corpus Christi						3 1						154 H Stephen F. Austin						3 0					
241 A Lamar						3 1						190 A Nicholls St.						3 0					
272 A McNeese St.						3 0						271 A Southeastern La.						3 0					
162 H Houston Baptist						3 0						91 A A&M-Corpus Christi						3 0					
124 H Northwestern St.						3 1						154 A Stephen F. Austin						2 3					

Non-Div. I Games:

Sam Houston St.

Average RPI Win: 169		WON-LOST	WINNING	LAST 10	STRENGTH OF		OPP. STRENGTH	TEAM	ADJ	CONF.	ADJ CONF.
Average RPI Loss: 92		RECORD	PCT. RANK	GAMES	SCHEDULE		OF SCHEDULE	RPI	RPI	RPI	RPI
DIV. I ONLY		14- 12	.53846	152	4- 6		75	122	100	.53924	106
DIV. I NON-CONF.		10- 6	.625	110	0- 0		47	121	58	.58613	57
TOTALS		RPI 1-25	RPI 26-50		W-L RECORDS		RPI 51-100		RPI 101-150		RPI 150+
14- 12	0- 0	0- 2		OVERALL		2- 6		3- 2		9- 2	
1- 4	0- 0	0- 0		HOME		0- 3		1- 0		0- 1	
6- 5	0- 0	0- 1		AWAY		0- 1		2- 2		4- 1	
7- 3	0- 0	0- 1		NEUTRAL		2- 2		0- 0		5- 0	
10- 6	0- 0	0- 2		NON-CONFERENCE		2- 3		1- 1		7- 0	
0- 1	0- 0	0- 0		HOME		0- 1		0- 0		0- 0	
3- 2	0- 0	0- 1		AWAY		0- 0		1- 1		2- 0	
7- 3	0- 0	0- 1		NEUTRAL		2- 2		0- 0		5- 0	
4- 6	0- 0	0- 0		CONFERENCE		0- 3		2- 1		2- 2	
1- 3	0- 0	0- 0		HOME		0- 2		1- 0		0- 1	
3- 3	0- 0	0- 0		AWAY		0- 1		1- 1		2- 1	
0- 0	0- 0	0- 0		NEUTRAL		0- 0		0- 0		0- 0	
RPI S	Opponent	Score	RPI S	Opponent	Score	RPI S	Opponent	Score	RPI S	Opponent	Score
			26 A	Michigan	0 3	56 N	IPFW	0 3	114 A	Oakland	2 3
			30 N	Western Ky.	1 3	57 H	Bowling Green	2 3	117 A	Central Mich.	0 3
						58 A	Ohio	0 3	123 A	Ball St.	3 1
						68 N	Duke	1 3	128 A	North Texas	3 2
						77 N	Southern Ill.	3 1	130 H	Northern Ill.	3 0
						89 H	Western Mich.	2 3	156 N	Oral Roberts	3 2
						91 N	A&M-Corpus Christi	3 0	168 A	Akron	1 3
						98 H	Cleveland St.	2 3	175 N	UALR	3 1
									179 A	Ill.-Chicago	3 1
									195 A	Toledo	3 2
									200 N	Hofstra	3 0
									208 N	Texas-Arlington	3 2
									218 N	Austin Peay	3 0
									224 H	Miami (OH)	0 3
									235 A	Buffalo	3 1
									247 A	Memphis	3 0
LAST 10 GAMES											
			235 A	Buffalo	3 1		195 A	Toledo	3 2		
			168 A	Akron	1 3		58 A	Ohio	0 3		
			224 H	Miami (OH)	0 3		117 A	Central Mich.	0 3		
			57 H	Bowling Green	2 3		130 H	Northern Ill.	3 0		
			123 A	Ball St.	3 1		89 H	Western Mich.	2 3		

Non-Div. I Games:

Eastern Mich.

Average RPI Win:		195	WON-LOST RECORD		WINNING PCT. RANK		LAST 10 GAMES		STRENGTH OF SCHEDULE		OPP. STRENGTH OF SCHEDULE		TEAM RPI		ADJ RPI		CONF. RPI		ADJ CONF. RPI				
Average RPI Loss:		82																					
DIV. I ONLY			15- 7		.68182	63	7- 3		196	112	111	.53868	107	18	17								
DIV. I NON-CONF.			5- 5		.5	158	0- 1		196	46	152	.49997	144	16	16								
TOTALS		RPI 1-25		RPI 26-50		W-L RECORDS		RPI 51-100		RPI 101-150		RPI 150+											
15- 7	0- 1			0- 1	OVERALL		0- 2		5- 3		10- 0												
7- 4	0- 0			0- 0	HOME		0- 1		2- 3		5- 0												
6- 2	0- 1			0- 0	AWAY		0- 1		3- 0		3- 0												
2- 1	0- 0			0- 1	NEUTRAL		0- 0		0- 0		2- 0												
5- 5	0- 1			0- 1	NON-CONFERENCE		0- 2		1- 1		4- 0												
3- 2	0- 0			0- 0	HOME		0- 1		1- 1		2- 0												
0- 2	0- 1			0- 0	AWAY		0- 1		0- 0		0- 0												
2- 1	0- 0			0- 1	NEUTRAL		0- 0		0- 0		2- 0												
10- 2	0- 0			0- 0	CONFERENCE		0- 0		4- 2		6- 0												
4- 2	0- 0			0- 0	HOME		0- 0		1- 2		3- 0												
6- 0	0- 0			0- 0	AWAY		0- 0		3- 0		3- 0												
0- 0	0- 0			0- 0	NEUTRAL		0- 0		0- 0		0- 0												
RPI	S	Opponent		Score		RPI	S	Opponent		Score		RPI	S	Opponent		Score							
12	A	Kansas St.		0	3	31	N	St. Mary's (CA)		0	3	71	A	San Diego St.		1	3	116	H	New Mexico St.		3	0
																		121	A	UTSA		3	1
																		121	H	UTSA		0	3
																		127	A	Idaho		3	2
																		127	H	Idaho		0	3
																		132	H	Portland		3	0
																		138	H	Utah Valley		2	3
																		144	A	Texas St.		3	0
																		161	H	Denver		3	2
																		193	H	San Jose St.		3	0
																		197	N	Montana		3	2
																		208	A	Texas-Arlington		3	0
																		210	H	Southern Utah		3	1
																		237	A	Seattle		3	0
																		237	H	Seattle		3	2
																		252	H	Weber St.		3	0
																		280	N	Sacred Heart		3	1
																		307	A	Louisiana Tech		3	1
						LAST 10 GAMES																	
						237	A	Seattle		3	0	161	H	Denver		3	2						
						127	A	Idaho		3	2	116	H	New Mexico St.		3	0						
						121	H	UTSA		0	3	208	A	Texas-Arlington		3	0						
						193	H	San Jose St.		3	0	307	A	Louisiana Tech		3	1						
						138	H	Utah Valley		2	3	127	H	Idaho		0	3						

Non-Div. I Games:

Utah St.

Average RPI Win:	166	WON-LOST RECORD	WINNING PCT. RANK	LAST 10 GAMES	STRENGTH OF SCHEDULE	OPP. STRENGTH OF SCHEDULE	TEAM RPI	ADJ RPI	CONF. RPI	ADJ CONF. RPI		
Average RPI Loss:	94											
DIV. I ONLY	13- 10	.56522	134	5- 5	82	113	96	.5377	108	8	9	
DIV. I NON-CONF.	8- 5	.61538	112	0- 0	109	128	101	.53752	110	9	9	
<hr/>												
TOTALS	RPI 1-25	RPI 26-50		W-L RECORDS	RPI 51-100		RPI 101-150		RPI 150+			
13- 10	0- 1	0- 3		OVERALL	2- 2		4- 1		7- 3			
9- 4	0- 1	0- 1		HOME	1- 1		2- 1		6- 0			
2- 4	0- 0	0- 2		AWAY	0- 1		2- 0		0- 1			
2- 2	0- 0	0- 0		NEUTRAL	1- 0		0- 0		1- 2			
<hr/>												
8- 5	0- 0	0- 2		NON-CONFERENCE	1- 1		2- 0		5- 2			
5- 2	0- 0	0- 1		HOME	0- 1		1- 0		4- 0			
1- 1	0- 0	0- 1		AWAY	0- 0		1- 0		0- 0			
2- 2	0- 0	0- 0		NEUTRAL	1- 0		0- 0		1- 2			
<hr/>												
5- 5	0- 1	0- 1		CONFERENCE	1- 1		2- 1		2- 1			
4- 2	0- 1	0- 0		HOME	1- 0		1- 1		2- 0			
1- 3	0- 0	0- 1		AWAY	0- 1		1- 0		0- 1			
0- 0	0- 0	0- 0		NEUTRAL	0- 0		0- 0		0- 0			
<hr/>												
RPI S	Opponent	Score	RPI S	Opponent	Score	RPI S	Opponent	Score	RPI S	Opponent	Score	
7	H Louisville	1 3	28	A North Carolina St.	1 3	52	H Wisconsin	0 3	110	A Rutgers	3 1	
			33	A Marquette	2 3	60	N VCU	3 0	118	H St. John's (NY)	3 1	
			34	H Creighton	0 3	93	A Seton Hall	1 3	120	H Fla. Gulf Coast	3 1	
						94	H Cincinnati	3 2	134	H Connecticut	2 3	
									147	A Saint Louis	3 0	
									163	N Southeast Mo. St.	2 3	
									171	H James Madison	3 1	
									178	H FIU	3 0	
									191	N Kent St.	2 3	
									203	A Syracuse	2 3	
									204	H Villanova	3 0	
									205	H Georgetown	3 2	
									209	N Evansville	3 1	
									222	H UCF	3 2	
									317	H Bethune-Cookman	3 0	
<hr/>												
LAST 10 GAMES												
118 H St. John's (NY)						3	1	203 A Syracuse				2 3
134 H Connecticut						2	3	94 H Cincinnati				3 2
205 H Georgetown						3	2	7 H Louisville				1 3
204 H Villanova						3	0	93 A Seton Hall				1 3
33 A Marquette						2	3	110 A Rutgers				3 1

Non-Div. I Games:

South Fla.

Average RPI Win:		192	WON-LOST RECORD		WINNING PCT. RANK	LAST 10 GAMES		STRENGTH OF SCHEDULE	OPP. STRENGTH OF SCHEDULE	TEAM RPI	ADJ RPI	CONF. RPI	ADJ CONF. RPI				
Average RPI Loss:		71															
DIV. I ONLY			11- 12		.47826	177	5- 5	59	118	110	.53471	109	10	10			
DIV. I NON-CONF.			6- 6		.5	158	1- 0	26	112	81	.56814	79	10	10			
<hr/>																	
TOTALS		RPI 1-25		RPI 26-50		W-L RECORDS		RPI 51-100		RPI 101-150		RPI 150+					
11- 12		0- 2		0- 4		OVERALL		2- 4		1- 1		8- 1					
9- 4		0- 0		0- 2		HOME		2- 1		1- 1		6- 0					
2- 6		0- 2		0- 2		AWAY		0- 1		0- 0		2- 1					
0- 2		0- 0		0- 0		NEUTRAL		0- 2		0- 0		0- 0					
6- 6		0- 2		0- 1		NON-CONFERENCE		1- 2		1- 1		4- 0					
6- 2		0- 0		0- 1		HOME		1- 0		1- 1		4- 0					
0- 2		0- 2		0- 0		AWAY		0- 0		0- 0		0- 0					
0- 2		0- 0		0- 0		NEUTRAL		0- 2		0- 0		0- 0					
5- 6		0- 0		0- 3		CONFERENCE		1- 2		0- 0		4- 1					
3- 2		0- 0		0- 1		HOME		1- 1		0- 0		2- 0					
2- 4		0- 0		0- 2		AWAY		0- 1		0- 0		2- 1					
0- 0		0- 0		0- 0		NEUTRAL		0- 0		0- 0		0- 0					
RPI	S	Opponent		Score		RPI	S	Opponent		Score		RPI	S	Opponent		Score	
12	A	Kansas St.		0	3	34	A	Creighton		2	3	62	N	Tulsa		0	3
21	A	Oklahoma		1	3	36	H	Wichita St.		1	3	74	H	Central Ark.		3	1
						38	H	Dayton		0	3	77	A	Southern Ill.		1	3
						46	A	UNI		0	3	77	H	Southern Ill.		3	1
												89	N	Western Mich.		1	3
												99	H	Illinois St.		2	3

Non-Div. I Games:

Missouri St.

RutgersR
u
t
g
e
r
s

Rutgers

Average RPI Win: 214		WON-LOST RECORD		WINNING PCT. RANK		LAST 10 GAMES		STRENGTH OF SCHEDULE		OPP. STRENGTH OF SCHEDULE		TEAM RPI		ADJ RPI		CONF. RPI		ADJ CONF. RPI	
DIV. I ONLY		14- 9		.6087 109		2- 8		147		99		114		.5313 113		4		4	
DIV. I NON-CONF.		11- 1		.91667 16		0- 0		301		281		112		.53682 113		4		4	
TOTALS		RPI 1-25		RPI 26-50		W-L RECORDS		RPI 51-100		RPI 101-150		RPI 150+							
14- 9		0- 2		0- 2		OVERALL		3- 5		1- 0		10- 0							
8- 5		0- 2		0- 2		HOME		2- 1		1- 0		5- 0							
3- 3		0- 0		0- 0		AWAY		1- 3		0- 0		2- 0							
3- 1		0- 0		0- 0		NEUTRAL		0- 1		0- 0		3- 0							
11- 1		0- 0		0- 0		NON-CONFERENCE		0- 1		1- 0		10- 0							
6- 0		0- 0		0- 0		HOME		0- 0		1- 0		5- 0							
2- 0		0- 0		0- 0		AWAY		0- 0		0- 0		2- 0							
3- 1		0- 0		0- 0		NEUTRAL		0- 1		0- 0		3- 0							
3- 8		0- 2		0- 2		CONFERENCE		3- 4		0- 0		0- 0							
2- 5		0- 2		0- 2		HOME		2- 1		0- 0		0- 0							
1- 3		0- 0		0- 0		AWAY		1- 3		0- 0		0- 0							
0- 0		0- 0		0- 0		NEUTRAL		0- 0		0- 0		0- 0							
RPI	S	Opponent		Score		RPI	S	Opponent		Score		RPI	S	Opponent		Score			
10	H	Florida		0	3	27	H	Texas A&M		0	3	51	A	Georgia		2	3		
16	H	Tennessee		1	3	48	H	Missouri		1	3	51	H	Georgia		0	3		
												65	A	Auburn		1	3		
												70	A	LSU		1	3		
												70	H	LSU		3	0		
												78	H	Ole Miss		3	1		
												82	A	South Carolina		3	1		
												97	N	Northeastern		2	3		
												115	H	Samford		3	1		
												151	H	East Tenn. St.		3	0		
												218	H	Austin Peay		3	1		
												228	A	Elon		3	0		
												241	H	Lamar		3	0		
												280	N	Sacred Heart		3	1		
												292	N	Gardner-Webb		3	0		
												295	H	Alabama A&M		3	0		
												312	N	N.C. Central		3	0		
												318	H	Alabama St.		3	0		
												319	A	Holy Cross		3	0		
LAST 10 GAMES																			
51	H	Georgia		0	3	27	H	Texas A&M		0	3								
10	H	Florida		0	3	78	H	Ole Miss		3	1								
70	A	LSU		1	3	65	A	Auburn		1	3								
82	A	South Carolina		3	1	51	A	Georgia		2	3								
48	H	Missouri		1	3	16	H	Tennessee		1	3								

Non-Div. I Games:

Alabama

Average RPI Win: 155		WON-LOST RECORD	WINNING PCT. RANK	LAST 10 GAMES	STRENGTH OF SCHEDULE	OPP. STRENGTH OF SCHEDULE	TEAM RPI	ADJ RPI	CONF. RPI	ADJ CONF. RPI	
Average RPI Loss: 119											
DIV. I ONLY		13- 10	.56522 134	5- 5	107	100	109	.52944 114	12	12	
DIV. I NON-CONF.		7- 5	.58333 131	0- 1	129	63	115	.53751 111	14	13	
<hr/>											
TOTALS		RPI 1-25	RPI 26-50	W-L RECORDS	RPI 51-100	RPI 101-150	RPI 150+				
13- 10	0- 1	0- 1	OVERALL	3- 1	4- 4	6- 3					
7- 4	0- 0	0- 0	HOME	1- 0	4- 1	2- 3					
4- 4	0- 1	0- 0	AWAY	2- 1	0- 2	2- 0					
2- 2	0- 0	0- 1	NEUTRAL	0- 0	0- 1	2- 0					
7- 5	0- 1	0- 1	NON-CONFERENCE	1- 1	2- 2	4- 0					
4- 0	0- 0	0- 0	HOME	0- 0	2- 0	2- 0					
1- 3	0- 1	0- 0	AWAY	1- 1	0- 1	0- 0					
2- 2	0- 0	0- 1	NEUTRAL	0- 0	0- 1	2- 0					
6- 5	0- 0	0- 0	CONFERENCE	2- 0	2- 2	2- 3					
3- 4	0- 0	0- 0	HOME	1- 0	2- 1	0- 3					
3- 1	0- 0	0- 0	AWAY	1- 0	0- 1	2- 0					
0- 0	0- 0	0- 0	NEUTRAL	0- 0	0- 0	0- 0					
RPI S	Opponent	Score	RPI S	Opponent	Score	RPI S	Opponent	Score			
12 A	Kansas St.	0 3	35 N	Oregon St.	0 3	56 A	IPFW	3 1	106 H	Eastern Mich.	3 2
						56 H	IPFW	3 2	112 H	Iowa	3 2
						57 A	Bowling Green	2 3	117 A	Central Mich.	1 3
						98 A	Cleveland St.	3 2	119 H	IUPUI	3 0
									133 A	UMKC	2 3
									133 H	UMKC	3 0
									136 N	UC Irvine	0 3
									148 H	South Dakota St.	2 3
									157 H	North Dakota St.	1 3
									180 A	South Dakota	3 1
									180 H	South Dakota	1 3
									195 H	Toledo	3 0
									214 H	Western Ill.	2 3
									230 A	Neb. Omaha	3 1
									235 N	Buffalo	3 0
									242 N	Eastern Ky.	3 0
									251 H	Eastern Ill.	3 0
<hr/>											
			LAST 10 GAMES								
			133 H UMKC 3 0			119 H IUPUI 3 0					
			180 H South Dakota 1 3			148 H South Dakota St. 2 3					
			56 A IPFW 3 1			157 H North Dakota St. 1 3					
			57 A Bowling Green 2 3			180 A South Dakota 3 1					
			230 A Neb. Omaha 3 1			133 A UMKC 2 3					

Non-Div. I Games:

Oakland

Average RPI Win: 237		WON-LOST	WINNING	LAST 10	STRENGTH OF	OPP. STRENGTH	TEAM	ADJ	CONF.	ADJ CONF.			
Average RPI Loss: 71		RECORD	PCT. RANK	GAMES	SCHEDULE	OF SCHEDULE	RPI	RPI	RPI	RPI			
DIV. I ONLY		15- 8	.65217 84	8- 2	180	185	120	.52811 115	20	20			
DIV. I NON-CONF.		7- 6	.53846 150	0- 0	185	141	149	.50182 142	21	21			
<hr/>													
TOTALS		RPI 1-25	RPI 26-50		W-L RECORDS		RPI 51-100		RPI 101-150		RPI 150+		
15- 8		0- 2	0- 0		OVERALL		1- 4		1- 2		13- 0		
7- 1		0- 0	0- 0		HOME		1- 1		0- 0		6- 0		
5- 4		0- 2	0- 0		AWAY		0- 1		0- 1		5- 0		
3- 3		0- 0	0- 0		NEUTRAL		0- 2		1- 1		2- 0		
<hr/>													
7- 6		0- 2	0- 0		NON-CONFERENCE		0- 2		1- 2		6- 0		
3- 0		0- 0	0- 0		HOME		0- 0		0- 0		3- 0		
1- 3		0- 2	0- 0		AWAY		0- 0		0- 1		1- 0		
3- 3		0- 0	0- 0		NEUTRAL		0- 2		1- 1		2- 0		
<hr/>													
8- 2		0- 0	0- 0		CONFERENCE		1- 2		0- 0		7- 0		
4- 1		0- 0	0- 0		HOME		1- 1		0- 0		3- 0		
4- 1		0- 0	0- 0		AWAY		0- 1		0- 0		4- 0		
0- 0		0- 0	0- 0		NEUTRAL		0- 0		0- 0		0- 0		
<hr/>													
RPI S	Opponent	Score		RPI S	Opponent	Score		RPI S	Opponent	Score			
7 A	Louisville	1	3			68 N	Duke	1	3	110 N	Rutgers	2	3
17 A	Miami (FL)	1	3			78 N	Ole Miss	1	3	113 A	Alabama	1	3
						86 A	Col. of Charleston	0	3	140 N	Marshall	3	0
						88 H	Ga. Southern	2	3	165 N	South Ala.	3	1
						92 H	Furman	3	2	212 A	UNC Greensboro	3	0
										228 A	Elon	3	1
										233 N	Mercer	3	0
										240 H	Davidson	3	1
										245 A	Georgia St.	3	0
										250 H	Western Caro.	3	0
										258 A	Chattanooga	3	0
										261 H	Appalachian St.	3	0
										292 H	Gardner-Webb	3	0
										305 A	Citadel	3	0
										306 H	Tennessee Tech	3	0
										330 H	Alcorn	3	0
<hr/>													
LAST 10 GAMES													
240 H Davidson				3	1	212 A UNC Greensboro				3	0		
88 H Ga. Southern				2	3	92 H Furman				3	2		
305 A Citadel				3	0	258 A Chattanooga				3	0		
86 A Col. of Charleston				0	3	261 H Appalachian St.				3	0		
228 A Elon				3	1	250 H Western Caro.				3	0		

Non-Div. I Games: North Ala. 3 0

Samford

Average RPI Win: 179		WON-LOST	WINNING	LAST 10	STRENGTH OF		OPP. STRENGTH	TEAM	ADJ	CONF.	ADJ CONF.		
Average RPI Loss: 103		RECORD	PCT. RANK	GAMES	SCHEDULE		OF SCHEDULE	RPI	RPI	RPI	RPI		
DIV. I ONLY		14- 7	.66667	71	6- 4		209	105	116	.52735	116	18	17
DIV. I NON-CONF.		6- 4	.6	120	0- 1		116	32	97	.55056	94	16	16

TOTALS		RPI 1-25		RPI 26-50		W-L RECORDS		RPI 51-100		RPI 101-150		RPI 150+	
14- 7		0- 0		1- 3		OVERALL		1- 0		3- 2		9- 2	
6- 2		0- 0		0- 1		HOME		1- 0		1- 1		4- 0	
5- 4		0- 0		0- 1		AWAY		0- 0		2- 1		3- 2	
3- 1		0- 0		1- 1		NEUTRAL		0- 0		0- 0		2- 0	
6- 4		0- 0		1- 3		NON-CONFERENCE		1- 0		1- 0		3- 1	
2- 1		0- 0		0- 1		HOME		1- 0		0- 0		1- 0	
1- 2		0- 0		0- 1		AWAY		0- 0		1- 0		0- 1	
3- 1		0- 0		1- 1		NEUTRAL		0- 0		0- 0		2- 0	
8- 3		0- 0		0- 0		CONFERENCE		0- 0		2- 2		6- 1	
4- 1		0- 0		0- 0		HOME		0- 0		1- 1		3- 0	
4- 2		0- 0		0- 0		AWAY		0- 0		1- 1		3- 1	
0- 0		0- 0		0- 0		NEUTRAL		0- 0		0- 0		0- 0	
RPI S	Opponent	Score	RPI S	Opponent	Score	RPI S	Opponent	Score	RPI S	Opponent	Score		
			29 N	Pepperdine	1 3	94 H	Cincinnati	3 1	107 A	Utah St.	0 3		
			36 N	Wichita St.	3 1				121 H	UTSA	3 0		
			39 A	Colorado St.	1 3				127 A	Idaho	3 2		
			42 H	Northwestern	1 3				130 A	Northern Ill.	3 1		
									144 H	Texas St.	2 3		
									153 A	UTEP	2 3		
									157 N	North Dakota St.	3 1		
									161 H	Denver	3 0		
									178 N	FIU	3 0		
									193 A	San Jose St.	3 1		
									208 A	Texas-Arlington	1 3		
									208 H	Texas-Arlington	3 0		
									237 A	Seattle	3 2		
									246 H	Drake	3 1		
									307 A	Louisiana Tech	3 1		
									307 H	Louisiana Tech	3 1		
LAST 10 GAMES													
			307 A	Louisiana Tech	3 1	107 A	Utah St.	0 3					
			208 A	Texas-Arlington	1 3	161 H	Denver	3 0					
			144 H	Texas St.	2 3	153 A	UTEP	2 3					
			121 H	UTSA	3 0	208 H	Texas-Arlington	3 0					
			193 A	San Jose St.	3 1	307 H	Louisiana Tech	3 1					

Non-Div. I Games:

New Mexico St.

Average RPI Win:		189	WON-LOST RECORD		WINNING PCT. RANK		LAST 10 GAMES		STRENGTH OF SCHEDULE		OPP. STRENGTH OF SCHEDULE		TEAM RPI		ADJ RPI		CONF. RPI		ADJ CONF. RPI	
DIV. I ONLY			12- 9		.57143 129		6- 4		130		107		117		.52266 117		11		11	
DIV. I NON-CONF.			6- 5		.54545 145		0- 0		86		107		110		.54057 105		11		11	
TOTALS		RPI 1-25		RPI 26-50		W-L RECORDS		RPI 51-100		RPI 101-150		RPI 150+								
12- 9		0- 1		0- 2		OVERALL		1- 3		3- 1		8- 2								
4- 3		0- 0		0- 0		HOME		1- 2		2- 1		1- 0								
4- 4		0- 0		0- 2		AWAY		0- 0		1- 0		3- 2								
4- 2		0- 1		0- 0		NEUTRAL		0- 1		0- 0		4- 0								
6- 5		0- 1		0- 2		NON-CONFERENCE		0- 2		1- 0		5- 0								
1- 1		0- 0		0- 0		HOME		0- 1		1- 0		0- 0								
1- 2		0- 0		0- 2		AWAY		0- 0		0- 0		1- 0								
4- 2		0- 1		0- 0		NEUTRAL		0- 1		0- 0		4- 0								
6- 4		0- 0		0- 0		CONFERENCE		1- 1		2- 1		3- 2								
3- 2		0- 0		0- 0		HOME		1- 1		1- 1		1- 0								
3- 2		0- 0		0- 0		AWAY		0- 0		1- 0		2- 2								
0- 0		0- 0		0- 0		NEUTRAL		0- 0		0- 0		0- 0								
RPI S	Opponent		Score		RPI S	Opponent		Score		RPI S	Opponent		Score		RPI S	Opponent		Score		
25 N	Arkansas		0 3		26 A	Michigan		0 3		56 H	IPFW		1 3		106 H	Eastern Mich.		3 0		
					28 A	North Carolina St.		1 3		57 H	Bowling Green		2 3		114 H	Oakland		3 1		
										65 N	Auburn		2 3		123 A	Ball St.		3 2		
										89 H	Western Mich.		3 1		130 H	Northern Ill.		1 3		
															168 A	Akron		1 3		
															177 A	Green Bay		3 0		
															191 A	Kent St.		3 0		
															195 A	Toledo		3 1		
															224 H	Miami (OH)		3 1		
															235 A	Buffalo		1 3		
															239 N	UMBC		3 0		
															246 N	Drake		3 1		
															250 N	Western Caro.		3 1		
															308 N	Campbell		3 0		
				LAST 10 GAMES																
					168 A	Akron		1 3		123 A	Ball St.		3 2							
					235 A	Buffalo		1 3		191 A	Kent St.		3 0							
					57 H	Bowling Green		2 3		106 H	Eastern Mich.		3 0							
					224 H	Miami (OH)		3 1		89 H	Western Mich.		3 1							
					195 A	Toledo		3 1		130 H	Northern Ill.		1 3							

Non-Div. I Games:

Central Mich.

Average RPI Win:	251	WON-LOST RECORD	WINNING PCT. RANK	LAST 10 GAMES	STRENGTH OF SCHEDULE	OPP. STRENGTH OF SCHEDULE	TEAM RPI	ADJ RPI	CONF. RPI	ADJ CONF. RPI	
Average RPI Loss:	79										
DIV. I ONLY	17- 8	.68	69	5- 5	215	212	123	.52223	118	8	9
DIV. I NON-CONF.	13- 3	.8125	45	1- 0	253	304	118	.5306	119	9	9
<hr/>											
TOTALS	RPI 1-25	RPI 26-50		W-L RECORDS	RPI 51-100		RPI 101-150		RPI 150+		
17- 8	0- 1	0- 1		OVERALL	0- 3		1- 3		16- 0		
8- 3	0- 1	0- 0		HOME	0- 2		1- 0		7- 0		
4- 3	0- 0	0- 1		AWAY	0- 0		0- 2		4- 0		
5- 2	0- 0	0- 0		NEUTRAL	0- 1		0- 1		5- 0		
<hr/>											
13- 3	0- 0	0- 0		NON-CONFERENCE	0- 2		0- 1		13- 0		
5- 1	0- 0	0- 0		HOME	0- 1		0- 0		5- 0		
3- 0	0- 0	0- 0		AWAY	0- 0		0- 0		3- 0		
5- 2	0- 0	0- 0		NEUTRAL	0- 1		0- 1		5- 0		
<hr/>											
4- 5	0- 1	0- 1		CONFERENCE	0- 1		1- 2		3- 0		
3- 2	0- 1	0- 0		HOME	0- 1		1- 0		2- 0		
1- 3	0- 0	0- 1		AWAY	0- 0		0- 2		1- 0		
0- 0	0- 0	0- 0		NEUTRAL	0- 0		0- 0		0- 0		
<hr/>											
RPI	S	Opponent	Score	RPI	S	Opponent	Score	RPI	S	Opponent	Score
7	H	Louisville	2 3	40	A	Notre Dame	1 3	75	H	Idaho St.	1 3
								79	N	Towson	0 3
								94	H	Cincinnati	1 3

Non-Div. I Games:

St. John's (NY)

Average RPI Win:		217	WON-LOST RECORD		WINNING PCT. RANK		LAST 10 GAMES		STRENGTH OF SCHEDULE		OPP. STRENGTH OF SCHEDULE		TEAM RPI		ADJ RPI		CONF. RPI		ADJ CONF. RPI	
DIV. I ONLY			16- 7		.69565 55		10- 0		200		203		115		.52199 120		21		22	
DIV. I NON-CONF.			5- 7		.41667 205		1- 0		246		149		234		.44069 233		24		24	
TOTALS		RPI 1-25		RPI 26-50		W-L RECORDS		RPI 51-100		RPI 101-150		RPI 150+								
16- 7		0- 1		0- 0		OVERALL		0- 1		2- 3		14- 2								
6- 0		0- 0		0- 0		HOME		0- 0		0- 0		6- 0								
6- 4		0- 1		0- 0		AWAY		0- 0		1- 2		5- 1								
4- 3		0- 0		0- 0		NEUTRAL		0- 1		1- 1		3- 1								
5- 7		0- 1		0- 0		NON-CONFERENCE		0- 1		1- 3		4- 2								
1- 0		0- 0		0- 0		HOME		0- 0		0- 0		1- 0								
0- 4		0- 1		0- 0		AWAY		0- 0		0- 2		0- 1								
4- 3		0- 0		0- 0		NEUTRAL		0- 1		1- 1		3- 1								
11- 0		0- 0		0- 0		CONFERENCE		0- 0		1- 0		10- 0								
5- 0		0- 0		0- 0		HOME		0- 0		0- 0		5- 0								
6- 0		0- 0		0- 0		AWAY		0- 0		1- 0		5- 0								
0- 0		0- 0		0- 0		NEUTRAL		0- 0		0- 0		0- 0								
RPI	S	Opponent		Score		RPI	S	Opponent		Score		RPI	S	Opponent		Score				
10	A	Florida		0 3								99	N	Illinois St.		0 3				
												102	A	Wyoming		0 3				
												108	A	South Fla.		1 3				
												126	A	Lipscomb		3 0				
												133	N	UMKC		0 3				
												146	N	George Washington		3 0				
												151	H	East Tenn. St.		3 0				
												165	A	Northern Ky.		3 1				
												178	N	FIU		3 2				
												181	H	North Florida		3 0				
												186	A	Kennesaw St.		3 0				
												186	H	Kennesaw St.		3 1				
												195	A	Toledo		1 3				
												231	N	Florida A&M		3 1				
												233	A	Mercer		3 2				
												233	H	Mercer		3 2				
												247	N	Memphis		0 3				
												248	A	Jacksonville		3 0				
												257	H	USC Upstate		3 0				
												316	A	Stetson		3 0				
												317	H	Bethune-Cookman		3 1				
												317	N	Bethune-Cookman		3 0				
						LAST 10 GAMES														
						186 H Kennesaw St.		3 1		316 A Stetson		3 0								
						233 H Mercer		3 2		248 A Jacksonville		3 0								
						165 A Northern Ky.		3 1		257 H USC Upstate		3 0								
						126 A Lipscomb		3 0		151 H East Tenn. St.		3 0								
						317 H Bethune-Cookman		3 1		181 H North Florida		3 0								

Non-Div. I Games:

Fla. Gulf Coast

Average RPI Win: 194		WON-LOST RECORD	WINNING PCT. RANK		LAST 10 GAMES	STRENGTH OF SCHEDULE	OPP. STRENGTH OF SCHEDULE	TEAM RPI	ADJ RPI		CONF. RPI	ADJ CONF. RPI						
Average RPI Loss: 126																		
DIV. I ONLY		13- 8	.61905	101	6- 4	144	187	118	.5211	121	18	17						
DIV. I NON-CONF.		7- 3	.7	77	1- 0	121	172	87	.55333	91	16	16						
TOTALS		RPI 1-25		RPI 26-50		W-L RECORDS		RPI 51-100		RPI 101-150		RPI 150+						
13- 8	0- 0			0- 0	OVERALL		0- 2		2- 4		11- 2							
8- 2	0- 0			0- 0	HOME		0- 1		1- 1		7- 0							
4- 5	0- 0			0- 0	AWAY		0- 0		1- 3		3- 2							
1- 1	0- 0			0- 0	NEUTRAL		0- 1		0- 0		1- 0							
7- 3	0- 0			0- 0	NON-CONFERENCE		0- 2		0- 0		7- 1							
4- 1	0- 0			0- 0	HOME		0- 1		0- 0		4- 0							
2- 1	0- 0			0- 0	AWAY		0- 0		0- 0		2- 1							
1- 1	0- 0			0- 0	NEUTRAL		0- 1		0- 0		1- 0							
6- 5	0- 0			0- 0	CONFERENCE		0- 0		2- 4		4- 1							
4- 1	0- 0			0- 0	HOME		0- 0		1- 1		3- 0							
2- 4	0- 0			0- 0	AWAY		0- 0		1- 3		1- 1							
0- 0	0- 0			0- 0	NEUTRAL		0- 0		0- 0		0- 0							
RPI	S	Opponent	Score	RPI	S	Opponent	Score	RPI	S	Opponent	Score	RPI	S	Opponent	Score			
								92	N	Furman	0	3		107	A	Utah St.	3	0
								96	H	Rice	1	3		107	H	Utah St.	1	3
														116	A	New Mexico St.	0	3
														127	A	Idaho	1	3
														144	A	Texas St.	2	3
														144	H	Texas St.	3	0
														153	H	UTEP	3	2
														161	A	Denver	1	3
														162	A	Houston Baptist	0	3
														162	H	Houston Baptist	3	0
														174	N	UAB	3	2
														182	A	Middle Tenn.	3	1
														193	H	San Jose St.	3	1
														208	H	Texas-Arlington	3	0
														217	H	Belmont	3	1
														217	H	Belmont	3	0
														223	A	Houston	3	1
														237	A	Seattle	3	1
														307	H	Louisiana Tech	3	0
LAST 10 GAMES																		

Non-Div. I Games:

UTSA

[illegible]

Non-Div. I Games:

Pittsburgh

Average RPI Win: 172		WON-LOST RECORD	WINNING PCT. RANK	LAST 10 GAMES	STRENGTH OF SCHEDULE	OPP. STRENGTH OF SCHEDULE	TEAM RPI	ADJ RPI	CONF. RPI	ADJ CONF. RPI	
Average RPI Loss: 96											
DIV. I ONLY		11- 12	.47826 177	4- 6	87	126	125	.52036 123	11	11	
DIV. I NON-CONF.		7- 6	.53846 150	0- 0	53	158	93	.55579 88	11	11	
<hr/>											
TOTALS		RPI 1-25	RPI 26-50		W-L RECORDS		RPI 51-100		RPI 101-150		RPI 150+
11- 12	0- 0		0- 1	OVERALL			2- 6		3- 4	6- 1	
8- 4	0- 0		0- 0	HOME			1- 2		2- 2	5- 0	
2- 5	0- 0		0- 0	AWAY			1- 3		1- 1	0- 1	
1- 3	0- 0		0- 1	NEUTRAL			0- 1		0- 1	1- 0	
<hr/>											
7- 6	0- 0		0- 1	NON-CONFERENCE			1- 4		3- 1	3- 0	
5- 1	0- 0		0- 0	HOME			1- 1		2- 0	2- 0	
1- 2	0- 0		0- 0	AWAY			0- 2		1- 0	0- 0	
1- 3	0- 0		0- 1	NEUTRAL			0- 1		0- 1	1- 0	
<hr/>											
4- 6	0- 0		0- 0	CONFERENCE			1- 2		0- 3	3- 1	
3- 3	0- 0		0- 0	HOME			0- 1		0- 2	3- 0	
1- 3	0- 0		0- 0	AWAY			1- 1		0- 1	0- 1	
0- 0	0- 0		0- 0	NEUTRAL			0- 0		0- 0	0- 0	
<hr/>											
RPI S	Opponent	Score	RPI S	Opponent	Score	RPI S	Opponent	Score	RPI S	Opponent	Score
			34 N	Creighton	0 3	56 A	IPFW	1 3	102 H	Wyoming	3 1
						57 A	Bowling Green	3 1	106 H	Eastern Mich.	1 3
						58 H	Ohio	0 3	117 H	Central Mich.	2 3
						60 H	VCU	1 3	119 A	IUPUI	3 0
						62 N	Tulsa	1 3	122 H	Pittsburgh	3 0
						83 A	Northern Colo.	1 3	128 N	North Texas	0 3
						89 A	Western Mich.	1 3	130 A	Northern Ill.	1 3
						99 H	Illinois St.	3 1	168 H	Akron	3 1
									191 H	Kent St.	3 0
									195 H	Toledo	3 0
									224 A	Miami (OH)	2 3
									245 N	Georgia St.	3 0
									292 H	Gardner-Webb	3 0
									297 H	Wright St.	3 0
<hr/>											
LAST 10 GAMES											
			224 A	Miami (OH)	2 3	117 H	Central Mich.	2 3			
			57 A	Bowling Green	3 1	89 A	Western Mich.	1 3			
			58 H	Ohio	0 3	130 A	Northern Ill.	1 3			
			191 H	Kent St.	3 0	168 H	Akron	3 1			
			106 H	Eastern Mich.	1 3	195 H	Toledo	3 0			

Non-Div. I Games:

Ball St.

Average RPI Win: 220		WON-LOST	WINNING	LAST 10	STRENGTH OF		OPP. STRENGTH	TEAM	ADJ	CONF.	ADJ CONF.		
Average RPI Loss: 41		RECORD	PCT. RANK	GAMES	SCHEDULE		OF SCHEDULE	RPI	RPI	RPI	RPI		
DIV. I ONLY		10- 12	.45455	194	0- 10		99	49	128	.51979	125	1	1
DIV. I NON-CONF.		10- 2	.83333	35	0- 0		289	193	117	.53081	118	1	1
TOTALS		RPI 1-25	RPI 26-50		W-L RECORDS		RPI 51-100		RPI 101-150		RPI 150+		
10- 12	0- 5	0- 3		OVERALL		0- 3		1- 1		9- 0			
3- 4	0- 3	0- 1		HOME		0- 0		0- 0		3- 0			
2- 7	0- 2	0- 2		AWAY		0- 2		0- 1		2- 0			
5- 1	0- 0	0- 0		NEUTRAL		0- 1		1- 0		4- 0			
10- 2	0- 0	0- 0		NON-CONFERENCE		0- 1		1- 1		9- 0			
3- 0	0- 0	0- 0		HOME		0- 0		0- 0		3- 0			
2- 1	0- 0	0- 0		AWAY		0- 0		0- 1		2- 0			
5- 1	0- 0	0- 0		NEUTRAL		0- 1		1- 0		4- 0			
0- 10	0- 5	0- 3		CONFERENCE		0- 2		0- 0		0- 0			
0- 4	0- 3	0- 1		HOME		0- 0		0- 0		0- 0			
0- 6	0- 2	0- 2		AWAY		0- 2		0- 0		0- 0			
0- 0	0- 0	0- 0		NEUTRAL		0- 0		0- 0		0- 0			
RPI S	Opponent	Score	RPI S	Opponent	Score	RPI S	Opponent	Score	RPI S	Opponent	Score		
1 H	Stanford	2 <div>3</div>	35 A	Oregon St.	1 <div>3</div>	54 N	Pacific	0 <div>3</div>	127 A	Idaho	2 <div>3</div>		
5 H	UCLA	0 <div>3</div>	41 H	California	0 <div>3</div>	72 A	Utah	1 <div>3</div>	143 N	Cal St. Fullerton	3 1		
6 A	Oregon	0 <div>3</div>	47 A	Arizona St.	1 <div>3</div>	81 A	Colorado	0 <div>3</div>	164 A	Air Force	3 1		
11 A	Washington	1 <div>3</div>							184 N	CSU Bakersfield	3 1		
14 H	Southern California	0 <div>3</div>							184 N	CSU Bakersfield	3 0		
									197 N	Montana	3 0		
									221 A	Nevada	3 0		
									237 H	Seattle	3 0		
									252 H	Weber St.	3 0		
									296 N	Norfolk St.	3 0		
									318 H	Alabama St.	3 0		
LAST 10 GAMES													
1 H	Stanford	2 <div>3</div>	81 A	Colorado	0 <div>3</div>								
41 H	California	0 <div>3</div>	14 H	Southern California	0 <div>3</div>								
35 A	Oregon St.	1 <div>3</div>	5 H	UCLA	0 <div>3</div>								
6 A	Oregon	0 <div>3</div>	47 A	Arizona St.	1 <div>3</div>								
72 A	Utah	1 <div>3</div>	11 A	Washington	1 <div>3</div>								

Non-Div. I Games:

Washington St.

Average RPI Win: 227		WON-LOST RECORD		WINNING PCT. RANK		LAST 10 GAMES		STRENGTH OF SCHEDULE		OPP. STRENGTH OF SCHEDULE		TEAM RPI		ADJ RPI		CONF. RPI		ADJ CONF. RPI	
Average RPI Loss: 83																			
DIV. I ONLY		12- 10		.54545 143		8- 2		125		133		129		.51797 126		21		22	
DIV. I NON-CONF.		3- 8		.27273 263		0- 0		91		42		192		.47753 182		24		24	
TOTALS		RPI 1-25		RPI 26-50		W-L RECORDS		RPI 51-100		RPI 101-150		RPI 150+							
12- 10		0- 2		0- 3		OVERALL		0- 2		0- 1		12- 2							
5- 3		0- 0		0- 1		HOME		0- 0		0- 1		5- 1							
6- 4		0- 1		0- 2		AWAY		0- 0		0- 0		6- 1							
1- 3		0- 1		0- 0		NEUTRAL		0- 2		0- 0		1- 0							
3- 8		0- 2		0- 3		NON-CONFERENCE		0- 2		0- 0		3- 1							
2- 2		0- 0		0- 1		HOME		0- 0		0- 0		2- 1							
0- 3		0- 1		0- 2		AWAY		0- 0		0- 0		0- 0							
1- 3		0- 1		0- 0		NEUTRAL		0- 2		0- 0		1- 0							
9- 2		0- 0		0- 0		CONFERENCE		0- 0		0- 1		9- 1							
3- 1		0- 0		0- 0		HOME		0- 0		0- 1		3- 0							
6- 1		0- 0		0- 0		AWAY		0- 0		0- 0		6- 1							
0- 0		0- 0		0- 0		NEUTRAL		0- 0		0- 0		0- 0							
RPI S	Opponent	Score		RPI S	Opponent	Score		RPI S	Opponent	Score		RPI S	Opponent	Score					
20 A	Kentucky	2	3	30 A	Western Ky.	0	3	63 N	TCU	0	3	120 H	Fla. Gulf Coast	0	3				
24 N	North Carolina	0	3	45 A	Arizona	0	3	73 N	Long Beach St.	0	3	151 A	East Tenn. St.	3	1				
				48 H	Missouri	0	3					165 A	Northern Ky.	3	2				
												181 A	North Florida	1	3				
												181 H	North Florida	3	2				
												186 A	Kennesaw St.	3	0				
												218 H	Austin Peay	3	0				
												223 H	Houston	1	3				
												233 A	Mercer	3	1				
												248 A	Jacksonville	3	1				
												248 H	Jacksonville	3	0				
												256 N	Iona	3	0				
												257 A	USC Upstate	3	0				
												261 H	Appalachian St.	3	0				
												316 H	Stetson	3	0				
				LAST 10 GAMES															
				248 A Jacksonville				257 A USC Upstate				3 0							
				181 A North Florida				233 A Mercer				3 1							
				316 H Stetson				186 A Kennesaw St.				3 0							
				120 H Fla. Gulf Coast				181 H North Florida				3 2							
				151 A East Tenn. St.				248 H Jacksonville				3 0							

Non-Div. I Games:

Lipscomb

Average RPI Win: 180		WON-LOST RECORD		WINNING PCT. RANK		LAST 10 GAMES		STRENGTH OF SCHEDULE		OPP. STRENGTH OF SCHEDULE		TEAM RPI		ADJ RPI		CONF. RPI		ADJ CONF. RPI	
Average RPI Loss: 91																			
DIV. I ONLY		10- 11		.47619 185		7- 3		98		109		132		.51585 127		18		17	
DIV. I NON-CONF.		2- 8		.2 284		0- 0		60		27		186		.47979 176		16		16	
TOTALS		RPI 1-25		RPI 26-50		W-L RECORDS		RPI 51-100		RPI 101-150		RPI 150+							
10- 11		0- 2		0- 0		OVERALL		0- 5		4- 2		6- 2							
6- 3		0- 0		0- 0		HOME		0- 1		3- 2		3- 0							
4- 5		0- 1		0- 0		AWAY		0- 2		1- 0		3- 2							
0- 3		0- 1		0- 0		NEUTRAL		0- 2		0- 0		0- 0							
2- 8		0- 2		0- 0		NON-CONFERENCE		0- 5		1- 0		1- 1							
2- 1		0- 0		0- 0		HOME		0- 1		1- 0		1- 0							
0- 4		0- 1		0- 0		AWAY		0- 2		0- 0		0- 1							
0- 3		0- 1		0- 0		NEUTRAL		0- 2		0- 0		0- 0							
8- 3		0- 0		0- 0		CONFERENCE		0- 0		3- 2		5- 1							
4- 2		0- 0		0- 0		HOME		0- 0		2- 2		2- 0							
4- 1		0- 0		0- 0		AWAY		0- 0		1- 0		3- 1							
0- 0		0- 0		0- 0		NEUTRAL		0- 0		0- 0		0- 0							
RPI S	Opponent	Score		RPI S	Opponent	Score		RPI S	Opponent	Score		RPI S	Opponent	Score					
5 N	UCLA	0	3					54 H	Pacific	2	3	107 A	Utah St.	3	0				
18 A	Hawaii	0	3					64 A	Cal St. Northridge	1	3	107 H	Utah St.	2	3				
								71 N	San Diego St.	2	3	116 H	New Mexico St.	2	3				
								80 A	UC Santa Barbara	2	3	121 H	UTSA	3	1				
								97 N	Northeastern	1	3	125 H	Washington St.	3	2				
												144 H	Texas St.	3	2				
												161 H	Denver	3	0				
												193 A	San Jose St.	0	3				
												193 H	San Jose St.	3	1				
												194 A	Cal Poly	2	3				
												197 H	Montana	3	1				
												208 A	Texas-Arlington	3	1				
												237 A	Seattle	3	2				
												307 A	Louisiana Tech	3	0				
				LAST 10 GAMES															
						193 H	San Jose St.	3	1			121 H	UTSA	3	1				
						107 H	Utah St.	2	3			144 H	Texas St.	3	2				
						307 A	Louisiana Tech	3	0			107 A	Utah St.	3	0				
						208 A	Texas-Arlington	3	1			193 A	San Jose St.	0	3				
						237 A	Seattle	3	2			116 H	New Mexico St.	2	3				

Non-Div. I Games:

Idaho

Average RPI Win: 211		WON-LOST RECORD		WINNING PCT. RANK		LAST 10 GAMES		STRENGTH OF SCHEDULE		OPP. STRENGTH OF SCHEDULE		TEAM RPI		ADJ RPI		CONF. RPI		ADJ CONF. RPI	
DIV. I ONLY		19- 10		.65517 83		5- 5		175		198		119		.51478 128		15		15	
DIV. I NON-CONF.		14- 5		.73684 65		0- 0		168		221		100		.54331 102		15		15	
TOTALS		RPI 1-25		RPI 26-50		W-L RECORDS		RPI 51-100		RPI 101-150		RPI 150+							
19- 10		0- 0		0- 1		OVERALL		1- 2		3- 4		15- 3							
12- 4		0- 0		0- 1		HOME		1- 1		1- 1		10- 1							
3- 5		0- 0		0- 0		AWAY		0- 1		1- 2		2- 2							
4- 1		0- 0		0- 0		NEUTRAL		0- 0		1- 1		3- 0							
14- 5		0- 0		0- 0		NON-CONFERENCE		1- 2		2- 3		11- 0							
8- 2		0- 0		0- 0		HOME		1- 1		1- 1		6- 0							
2- 2		0- 0		0- 0		AWAY		0- 1		0- 1		2- 0							
4- 1		0- 0		0- 0		NEUTRAL		0- 0		1- 1		3- 0							
5- 5		0- 0		0- 1		CONFERENCE		0- 0		1- 1		4- 3							
4- 2		0- 0		0- 1		HOME		0- 0		0- 0		4- 1							
1- 3		0- 0		0- 0		AWAY		0- 0		1- 1		0- 2							
0- 0		0- 0		0- 0		NEUTRAL		0- 0		0- 0		0- 0							
RPI S	Opponent	Score		RPI S	Opponent	Score		RPI S	Opponent	Score		RPI S	Opponent	Score					
				30 H	Western Ky.	0	3	61 H	Baylor	3	0	106 H	Eastern Mich.	2	3				
								87 A	Texas Tech	1	3	111 A	Arkansas St.	3	0				
								91 H	A&M-Corpus Christi	0	3	119 A	IUPUI	1	3				
												123 N	Ball St.	3	0				
												133 H	UMKC	3	0				
												149 N	UMES	2	3				
												150 A	Troy	0	3				
												156 H	Oral Roberts	3	0				
												162 H	Houston Baptist	3	0				
												165 A	South Ala.	1	3				
												175 A	UALR	2	3				
												178 H	FIU	0	3				
												182 H	Middle Tenn.	3	0				
												196 H	La.-Lafayette	3	2				
												200 H	Hofstra	3	0				
												208 A	Texas-Arlington	3	2				
												241 H	Lamar	3	0				
												245 N	Georgia St.	3	0				
												253 H	La.-Monroe	3	0				
												266 N	UT Martin	3	1				
												277 N	Jackson St.	3	0				
												281 H	Fla. Atlantic	3	1				
												302 H	Prairie View	3	0				
												302 H	Prairie View	3	0				
												318 A	Alabama St.	3	0				
				LAST 10 GAMES															
				281 H	Fla. Atlantic	3	1	30 H	Western Ky.	0	3	302 H	Prairie View	3	0				
				178 H	FIU	0	3	175 A	UALR	2	3	302 H	Prairie View	3	0				
				165 A	South Ala.	1	3	111 A	Arkansas St.	3	0	318 A	Alabama St.	3	0				
				150 A	Troy	0	3	253 H	La.-Monroe	3	0								
				182 H	Middle Tenn.	3	0	196 H	La.-Lafayette	3	2								

Non-Div. I Games:

North Texas

Average RPI Win: 258		WON-LOST	WINNING	LAST 10	STRENGTH OF		OPP. STRENGTH	TEAM	ADJ	CONF.	ADJ CONF.
Average RPI Loss: 76		RECORD	PCT. RANK	GAMES	SCHEDULE		OF SCHEDULE	RPI	RPI	RPI	RPI
DIV. I ONLY		10- 12	.45455 194	7- 3	74		182	131	.51449 129	30	30
DIV. I NON-CONF.		3- 12	.2 284	0- 3	8		76	139	.50692 138	28	28
TOTALS		RPI 1-25	RPI 26-50	W-L RECORDS	RPI 51-100		RPI 101-150	RPI 150+			
10- 12	0- 3		0- 2	OVERALL	0- 4		0- 0	10- 3			
4- 1	0- 0		0- 0	HOME	0- 0		0- 0	4- 1			
3- 6	0- 2		0- 1	AWAY	0- 1		0- 0	3- 2			
3- 5	0- 1		0- 1	NEUTRAL	0- 3		0- 0	3- 0			
3- 12	0- 3		0- 2	NON-CONFERENCE	0- 4		0- 0	3- 3			
0- 1	0- 0		0- 0	HOME	0- 0		0- 0	0- 1			
0- 6	0- 2		0- 1	AWAY	0- 1		0- 0	0- 2			
3- 5	0- 1		0- 1	NEUTRAL	0- 3		0- 0	3- 0			
7- 0	0- 0		0- 0	CONFERENCE	0- 0		0- 0	7- 0			
4- 0	0- 0		0- 0	HOME	0- 0		0- 0	4- 0			
3- 0	0- 0		0- 0	AWAY	0- 0		0- 0	3- 0			
0- 0	0- 0		0- 0	NEUTRAL	0- 0		0- 0	0- 0			
RPI S	Opponent	Score	RPI S	Opponent	Score	RPI S	Opponent	Score	RPI S	Opponent	Score
1 N	Stanford	0 3	31 N	St. Mary's (CA)	1 3	51 N	Georgia	1 3	155 A	Army	0 3
9 A	Minnesota	0 3	44 A	Michigan St.	0 3	56 N	IPFW	0 3	159 N	LIU Brooklyn	3 2
18 A	Hawaii	0 3				60 N	VCU	0 3	187 A	Siena	1 3
						90 A	Yale	0 3	215 H	Colgate	1 3
									224 N	Miami (OH)	3 2
									226 H	New Hampshire	3 1
									239 H	UMBC	3 1
									259 A	Stony Brook	3 1
									269 H	Binghamton	3 0
									280 N	Sacred Heart	3 0
									299 A	Hartford	3 1
									299 H	Hartford	3 1
									327 A	Providence	3 0
			LAST 10 GAMES								
			299 A	Hartford	3 1	269 H	Binghamton	3 0			
			215 H	Colgate	1 3	259 A	Stony Brook	3 1			
			327 A	Providence	3 0	187 A	Siena	1 3			
			226 H	New Hampshire	3 1	299 H	Hartford	3 1			
			239 H	UMBC	3 1	90 A	Yale	0 3			

Non-Div. I Games:

Albany (NY)

Average RPI Win: 193		WON-LOST	WINNING	LAST 10	STRENGTH OF		OPP. STRENGTH	TEAM	ADJ	CONF.	ADJ CONF.
Average RPI Loss: 94		RECORD	PCT. RANK	GAMES	SCHEDULE		OF SCHEDULE	RPI	RPI	RPI	RPI
DIV. I ONLY		15- 11	.57692	127	6- 4		146	130	127	.51335	130
DIV. I NON-CONF.		9- 7	.5625	140	0- 0		122	146	122	.52077	123
TOTALS		RPI 1-25	RPI 26-50		W-L RECORDS		RPI 51-100		RPI 101-150		RPI 150+
15- 11	0- 0	0- 2		OVERALL		0- 5		4- 2		11- 2	
6- 3	0- 0	0- 1		HOME		0- 1		1- 1		5- 0	
5- 6	0- 0	0- 1		AWAY		0- 2		2- 1		3- 2	
4- 2	0- 0	0- 0		NEUTRAL		0- 2		1- 0		3- 0	
9- 7	0- 0	0- 2		NON-CONFERENCE		0- 3		2- 1		7- 1	
2- 2	0- 0	0- 1		HOME		0- 0		0- 1		2- 0	
3- 3	0- 0	0- 1		AWAY		0- 1		1- 0		2- 1	
4- 2	0- 0	0- 0		NEUTRAL		0- 2		1- 0		3- 0	
6- 4	0- 0	0- 0		CONFERENCE		0- 2		2- 1		4- 1	
4- 1	0- 0	0- 0		HOME		0- 1		1- 0		3- 0	
2- 3	0- 0	0- 0		AWAY		0- 1		1- 1		1- 1	
0- 0	0- 0	0- 0		NEUTRAL		0- 0		0- 0		0- 0	
RPI S	Opponent	Score	RPI S	Opponent	Score	RPI S	Opponent	Score	RPI S	Opponent	Score
			36 H	Wichita St.	2 3	54 A	Pacific	0 3	106 A	Eastern Mich.	0 3
			46 A	UNI	1 3	58 A	Ohio	1 3	109 A	Missouri St.	3 2
						73 N	Long Beach St.	0 3	116 H	New Mexico St.	1 3
						84 N	Portland St.	0 3	117 A	Central Mich.	3 1
						89 H	Western Mich.	0 3	123 H	Ball St.	3 1
									134 N	Connecticut	3 1
									157 H	North Dakota St.	3 2
									168 H	Akron	3 2
									177 H	Green Bay	3 1
									179 A	Ill.-Chicago	1 3
									191 A	Kent St.	1 3
									195 H	Toledo	3 0
									221 N	Nevada	3 0
									224 A	Miami (OH)	3 0
									230 N	Neb. Omaha	3 0
									234 A	Bradley	3 2
									235 H	Buffalo	3 0
									265 A	SIU Edwardsville	3 0
									301 N	New Orleans	3 0
LAST 10 GAMES											
			191 A	Kent St.	1 3	89 H	Western Mich.	0 3			
			58 A	Ohio	1 3	195 H	Toledo	3 0			
			168 H	Akron	3 2	123 H	Ball St.	3 1			
			235 H	Buffalo	3 0	106 A	Eastern Mich.	0 3			
			224 A	Miami (OH)	3 0	117 A	Central Mich.	3 1			

Non-Div. I Games:

Northern Ill.

Average RPI Win:	203	WON-LOST	WINNING	LAST 10	STRENGTH OF	OPP. STRENGTH	TEAM	ADJ	CONF.	ADJ CONF.	
Average RPI Loss:	120	RECORD	PCT. RANK	GAMES	SCHEDULE	OF SCHEDULE	RPI	RPI	RPI	RPI	
DIV. I ONLY	14- 10	.58333	122	6- 4	145	199	134	.51315	131	17	18
DIV. I NON-CONF.	8- 7	.53333	153	0- 1	181	169	154	.49624	151	20	20
<hr/>											
TOTALS	RPI 1-25	RPI 26-50		W-L RECORDS	RPI 51-100		RPI 101-150		RPI 150+		
14- 10	0- 0	0- 1		OVERALL	1- 3		3- 4		10- 2		
3- 3	0- 0	0- 0		HOME	1- 1		0- 2		2- 0		
5- 4	0- 0	0- 0		AWAY	0- 1		2- 2		3- 1		
6- 3	0- 0	0- 1		NEUTRAL	0- 1		1- 0		5- 1		
<hr/>											
8- 7	0- 0	0- 1		NON-CONFERENCE	1- 2		2- 3		5- 1		
1- 1	0- 0	0- 0		HOME	1- 0		0- 1		0- 0		
1- 3	0- 0	0- 0		AWAY	0- 1		1- 2		0- 0		
6- 3	0- 0	0- 1		NEUTRAL	0- 1		1- 0		5- 1		
<hr/>											
6- 3	0- 0	0- 0		CONFERENCE	0- 1		1- 1		5- 1		
2- 2	0- 0	0- 0		HOME	0- 1		0- 1		2- 0		
4- 1	0- 0	0- 0		AWAY	0- 0		1- 0		3- 1		
0- 0	0- 0	0- 0		NEUTRAL	0- 0		0- 0		0- 0		
<hr/>											
RPI S	Opponent	Score	RPI S	Opponent	Score	RPI S	Opponent	Score	RPI S	Opponent	Score
			48 N	Missouri	0 3	77 N	Southern Ill.	0 3	103 A	Indiana	3 2
			85 A	Morehead St.	2 3	112 A	Iowa	1 3			
			98 H	Cleveland St.	2 3	145 A	Loyola Chicago	3 1			
			99 H	Illinois St.	3 1	145 H	Loyola Chicago	2 3			
						147 A	Saint Louis	1 3			
						148 H	South Dakota St.	1 3			
						148 N	South Dakota St.	3 2			
						163 N	Southeast Mo. St.	1 3			
						165 N	South Ala.	3 1			
						177 A	Green Bay	3 0			
						179 A	Ill.-Chicago	1 3			
						179 H	Ill.-Chicago	3 1			
						201 A	Milwaukee	3 2			
						207 H	Youngstown St.	3 1			
						224 N	Miami (OH)	3 0			
						258 N	Chattanooga	3 0			
						297 A	Wright St.	3 2			
						315 N	Chicago St.	3 0			
						325 N	Savannah St.	3 0			
						LAST 10 GAMES					
			179 H	Ill.-Chicago	3 1	98 H	Cleveland St.	2 3			
			145 H	Loyola Chicago	2 3	297 A	Wright St.	3 2			
			201 A	Milwaukee	3 2	148 H	South Dakota St.	1 3			
			177 A	Green Bay	3 0	145 A	Loyola Chicago	3 1			
			207 H	Youngstown St.	3 1	179 A	Ill.-Chicago	1 3			

Non-Div. I Games:

Valparaiso

Average RPI Win: 153		WON-LOST	WINNING	LAST 10	STRENGTH OF		OPP. STRENGTH	TEAM	ADJ	CONF.	ADJ CONF.
Average RPI Loss: 67		RECORD	PCT. RANK	GAMES	SCHEDULE		OF SCHEDULE	RPI	RPI	RPI	RPI
DIV. I ONLY		6- 17	.26087	289	0- 10		19	61	133	.51268	132
DIV. I NON-CONF.		6- 8	.42857	200	0- 1		25	98	95	.54804	96
TOTALS		RPI 1-25	RPI 26-50		W-L RECORDS		RPI 51-100		RPI 101-150		RPI 150+
6- 17	0- 4	0- 4		OVERALL		3- 6		0- 1		3- 2	
3- 6	0- 1	0- 2		HOME		2- 2		0- 0		1- 1	
0- 7	0- 3	0- 2		AWAY		0- 1		0- 1		0- 0	
3- 4	0- 0	0- 0		NEUTRAL		1- 3		0- 0		2- 1	
6- 8	0- 2	0- 0		NON-CONFERENCE		3- 4		0- 1		3- 1	
3- 1	0- 1	0- 0		HOME		2- 0		0- 0		1- 0	
0- 3	0- 1	0- 0		AWAY		0- 1		0- 1		0- 0	
3- 4	0- 0	0- 0		NEUTRAL		1- 3		0- 0		2- 1	
0- 9	0- 2	0- 4		CONFERENCE		0- 2		0- 0		0- 1	
0- 5	0- 0	0- 2		HOME		0- 2		0- 0		0- 1	
0- 4	0- 2	0- 2		AWAY		0- 0		0- 0		0- 0	
0- 0	0- 0	0- 0		NEUTRAL		0- 0		0- 0		0- 0	
RPI S	Opponent	Score		RPI S	Opponent	Score		RPI S	Opponent	Score	
2 A	Penn St.	0	3	29 A	Pepperdine	1	3	53 H	Loyola Marymount	0	3
11 H	Washington	0	3	29 H	Pepperdine	0	3	55 H	San Francisco	0	3
15 A	BYU	0	3	31 A	St. Mary's (CA)	0	3	69 A	New Mexico	0	3
19 A	San Diego	1	3	43 H	Santa Clara	1	3	72 N	Utah	0	3
								75 H	Idaho St.	3	2
								76 H	UNLV	3	2
								80 N	UC Santa Barbara	3	2
								88 N	Ga. Southern	1	3
								100 N	Duquesne	1	3
LAST 10 GAMES											
				53 H	Loyola Marymount	0	3	19 A	San Diego	1	3
				29 H	Pepperdine	0	3	160 H	Gonzaga	1	3
				15 A	BYU	0	3	31 A	St. Mary's (CA)	0	3
				55 H	San Francisco	0	3	29 A	Pepperdine	1	3
				43 H	Santa Clara	1	3	100 N	Duquesne	1	3

Non-Div. I Games:

Portland

Average RPI Win:	207	WON-LOST	WINNING	LAST 10	STRENGTH OF	OPP. STRENGTH	TEAM	ADJ	CONF.	ADJ CONF.	
Average RPI Loss:	95	RECORD	PCT. RANK	GAMES	SCHEDULE	OF SCHEDULE	RPI	RPI	RPI	RPI	
DIV. I ONLY	14- 10	.58333	122	6- 4	173	123	137	.51131	134	8	9
DIV. I NON-CONF.	9- 6	.6	120	1- 0	230	184	148	.49495	152	9	9
<hr/>											
TOTALS	RPI 1-25	RPI 26-50		W-L RECORDS		RPI 51-100		RPI 101-150		RPI 150+	
14- 10	0- 1	0- 2		OVERALL		1- 3		3- 3		10- 1	
5- 3	0- 1	0- 1		HOME		0- 1		0- 0		5- 0	
5- 5	0- 0	0- 1		AWAY		0- 2		2- 2		3- 0	
4- 2	0- 0	0- 0		NEUTRAL		1- 0		1- 1		2- 1	
<hr/>											
9- 6	0- 0	0- 1		NON-CONFERENCE		1- 2		1- 2		7- 1	
3- 1	0- 0	0- 1		HOME		0- 0		0- 0		3- 0	
2- 3	0- 0	0- 0		AWAY		0- 2		0- 1		2- 0	
4- 2	0- 0	0- 0		NEUTRAL		1- 0		1- 1		2- 1	
<hr/>											
5- 4	0- 1	0- 1		CONFERENCE		0- 1		2- 1		3- 0	
2- 2	0- 1	0- 0		HOME		0- 1		0- 0		2- 0	
3- 2	0- 0	0- 1		AWAY		0- 0		2- 1		1- 0	
0- 0	0- 0	0- 0		NEUTRAL		0- 0		0- 0		0- 0	
<hr/>											
RPI S	Opponent	Score	RPI S	Opponent	Score	RPI S	Opponent	Score	RPI S	Opponent	Score
7	H Louisville	1 3	40	A Notre Dame	0 3	53	A Loyola Marymount	0 3	101	N Boston College	3 0
			44	H Michigan St.	0 3	80	N UC Santa Barbara	3 0	108	A South Fla.	3 2
						94	H Cincinnati	2 3	109	A Missouri St.	0 3
						97	A Northeastern	0 3	118	A St. John's (NY)	0 3
									122	A Pittsburgh	3 1
									130	N Northern Ill.	1 3
									199	H Fairfield	3 0
									204	H Villanova	3 1
									205	H Georgetown	3 1
									230	N Neb. Omaha	3 2
									232	A DePaul	3 1
									238	H Harvard	3 0
									256	N Iona	1 3
									280	A Sacred Heart	3 0
									299	A Hartford	3 1
									301	N New Orleans	3 0
									304	H Dartmouth	3 0
<hr/>											
LAST 10 GAMES											
			122	A Pittsburgh	3 1	40	A Notre Dame	0 3			
			108	A South Fla.	3 2	118	A St. John's (NY)	0 3			
			7	H Louisville	1 3	205	H Georgetown	3 1			
			94	H Cincinnati	2 3	204	H Villanova	3 1			
			232	A DePaul	3 1	280	A Sacred Heart	3 0			

Non-Div. I Games:

Connecticut

Average RPI Win:		161	WON-LOST RECORD		WINNING PCT. RANK		LAST 10 GAMES		STRENGTH OF SCHEDULE		OPP. STRENGTH OF SCHEDULE		TEAM RPI		ADJ RPI		CONF. RPI		ADJ CONF. RPI	
Average RPI Loss:		81																		
DIV. I ONLY			10- 12		.45455 194		4- 6		106		76		140		.51066 135		9		8	
DIV. I NON-CONF.			6- 7		.46154 182		0- 1		80		73		124		.51973 126		7		7	
TOTALS		RPI 1-25		RPI 26-50		W-L RECORDS		RPI 51-100		RPI 101-150		RPI 150+								
10- 12		0- 2		0- 1		OVERALL		2- 6		2- 1		6- 2								
3- 6		0- 1		0- 1		HOME		1- 3		0- 1		2- 0								
3- 4		0- 1		0- 0		AWAY		0- 3		1- 0		2- 0								
4- 2		0- 0		0- 0		NEUTRAL		1- 0		1- 0		2- 2								
6- 7		0- 1		0- 1		NON-CONFERENCE		1- 3		1- 0		4- 2								
0- 4		0- 1		0- 1		HOME		0- 2		0- 0		0- 0								
2- 1		0- 0		0- 0		AWAY		0- 1		0- 0		2- 0								
4- 2		0- 0		0- 0		NEUTRAL		1- 0		1- 0		2- 2								
4- 5		0- 1		0- 0		CONFERENCE		1- 3		1- 1		2- 0								
3- 2		0- 0		0- 0		HOME		1- 1		0- 1		2- 0								
1- 3		0- 1		0- 0		AWAY		0- 2		1- 0		0- 0								
0- 0		0- 0		0- 0		NEUTRAL		0- 0		0- 0		0- 0								
RPI S	Opponent		Score		RPI S	Opponent		Score		RPI S	Opponent		Score		RPI S	Opponent		Score		
18 A	Hawaii		1 3		43 H	Santa Clara		2 3		54 H	Pacific		3 1		136 A	UC Irvine		3 0		
24 H	North Carolina		0 3							55 H	San Francisco		1 3		138 N	Utah Valley		3 2		
										64 A	Cal St. Northridge		1 3		143 H	Cal St. Fullerton		2 3		
										66 A	Fresno St.		0 3		163 N	Southeast Mo. St.		0 3		
										72 H	Utah		0 3		169 A	Butler		3 0		
										73 A	Long Beach St.		1 3		174 N	UAB		1 3		
										80 H	UC Santa Barbara		1 3		182 A	Middle Tenn.		3 2		
										92 N	Furman		3 0		191 N	Kent St.		3 0		
															192 N	Sacramento St.		3 1		
															194 H	Cal Poly		3 0		
															264 H	UC Riverside		3 2		
LAST 10 GAMES																				
64 A Cal St. Northridge					1 3					73 A Long Beach St.					1 3					
18 A Hawaii					1 3					143 H Cal St. Fullerton					2 3					
194 H Cal Poly					3 0					264 H UC Riverside					3 2					
80 H UC Santa Barbara					1 3					54 H Pacific					3 1					
136 A UC Irvine					3 0					163 N Southeast Mo. St.					0 3					

Non-Div. I Games:

UC Davis

Average RPI Win:		170	WON-LOST RECORD		WINNING PCT. RANK		LAST 10 GAMES		STRENGTH OF SCHEDULE		OPP. STRENGTH OF SCHEDULE		TEAM RPI		ADJ RPI		CONF. RPI		ADJ CONF. RPI			
Average RPI Loss:		74																				
DIV. I ONLY			9- 14		.3913 223		4- 6		83		69		144		.51047 136		9		8			
DIV. I NON-CONF.			5- 9		.35714 238		0- 1		58		57		133		.51512 130		7		7			
<hr/>																						
TOTALS		RPI 1-25		RPI 26-50		W-L RECORDS		RPI 51-100		RPI 101-150		RPI 150+										
9- 14		0- 3		0- 3		OVERALL		2- 4		1- 2		6- 2										
3- 6		0- 1		0- 1		HOME		1- 3		0- 1		2- 0										
2- 6		0- 2		0- 1		AWAY		1- 1		0- 1		1- 1										
4- 2		0- 0		0- 1		NEUTRAL		0- 0		1- 0		3- 1										
5- 9		0- 2		0- 3		NON-CONFERENCE		0- 2		1- 0		4- 2										
1- 3		0- 1		0- 1		HOME		0- 1		0- 0		1- 0										
0- 4		0- 1		0- 1		AWAY		0- 1		0- 0		0- 1										
4- 2		0- 0		0- 1		NEUTRAL		0- 0		1- 0		3- 1										
4- 5		0- 1		0- 0		CONFERENCE		2- 2		0- 2		2- 0										
2- 3		0- 0		0- 0		HOME		1- 2		0- 1		1- 0										
2- 2		0- 1		0- 0		AWAY		1- 0		0- 1		1- 0										
0- 0		0- 0		0- 0		NEUTRAL		0- 0		0- 0		0- 0										
RPI	S	Opponent		Score		RPI	S	Opponent		Score		RPI	S	Opponent		Score						
3	H	Nebraska		0	3	35	N	Oregon St.		1	3	53	A	Loyola Marymount		0	3	114	N	Oakland	3 0	
12	A	Kansas St.		0	3	45	A	Arizona		0	3	54	H	Pacific		0	3	135	H	UC Davis	0 3	
18	A	Hawaii		0	3	47	H	Arizona St.		2	3	64	A	Cal St. Northridge		3	1	143	A	Cal St. Fullerton	2 3	
												71	H	San Diego St.		0	3	172	A	Boise St.		1 3
												73	H	Long Beach St.		0	3	172	N	Boise St.		0 3
												80	H	UC Santa Barbara		3	1	193	N	San Jose St.		3 1
																		194	H	Cal Poly		3 0
																		198	N	American		3 1
																		210	N	Southern Utah		3 0
																		215	H	Colgate		3 1
																		264	A	UC Riverside		3 0
<hr/>																						
LAST 10 GAMES																						
73 H Long Beach St.						0	3	54 H Pacific						0	3							
71 H San Diego St.						0	3	64 A Cal St. Northridge						3	1							
264 A UC Riverside						3	0	18 A Hawaii						0	3							
143 A Cal St. Fullerton						2	3	194 H Cal Poly						3	0							
135 H UC Davis						0	3	80 H UC Santa Barbara						3	1							

Non-Div. I Games:

UC Irvine

Average RPI Win:	209	WON-LOST RECORD	WINNING PCT. RANK	LAST 10 GAMES	STRENGTH OF SCHEDULE	OPP. STRENGTH OF SCHEDULE	TEAM RPI	ADJ RPI	CONF. RPI	ADJ CONF. RPI		
DIV. I ONLY		12- 8	.6	114	5- 5	171	170	136	.50712	137	14	14
DIV. I NON-CONF.		6- 2	.75	60	0- 0	204	200	104	.54065	104	12	12
<hr/>												
TOTALS	RPI 1-25	RPI 26-50		W-L RECORDS		RPI 51-100		RPI 101-150		RPI 150+		
12- 8	0- 0	0- 1		OVERALL		1- 5		2- 0		9- 2		
4- 4	0- 0	0- 0		HOME		1- 2		1- 0		2- 2		
4- 3	0- 0	0- 0		AWAY		0- 3		1- 0		3- 0		
4- 1	0- 0	0- 1		NEUTRAL		0- 0		0- 0		4- 0		
<hr/>												
6- 2	0- 0	0- 1		NON-CONFERENCE		0- 1		0- 0		6- 0		
0- 0	0- 0	0- 0		HOME		0- 0		0- 0		0- 0		
2- 1	0- 0	0- 0		AWAY		0- 1		0- 0		2- 0		
4- 1	0- 0	0- 1		NEUTRAL		0- 0		0- 0		4- 0		
<hr/>												
6- 6	0- 0	0- 0		CONFERENCE		1- 4		2- 0		3- 2		
4- 4	0- 0	0- 0		HOME		1- 2		1- 0		2- 2		
2- 2	0- 0	0- 0		AWAY		0- 2		1- 0		1- 0		
0- 0	0- 0	0- 0		NEUTRAL		0- 0		0- 0		0- 0		
<hr/>												
RPI S	Opponent	Score	RPI S	Opponent	Score	RPI S	Opponent	Score	RPI S	Opponent	Score	
			43 N	Santa Clara	2 3	58 A	Ohio	0 3	139 A	North Dakota	3 2	
						59 A	Northern Ariz.	0 3	139 H	North Dakota	3 2	
						75 H	Idaho St.	3 2	168 A	Akron	3 1	
						83 A	Northern Colo.	1 3	192 H	Sacramento St.	1 3	
						83 H	Northern Colo.	0 3	197 H	Montana	2 3	
						84 H	Portland St.	1 3	202 N	Niagara	3 2	
									210 A	Southern Utah	3 1	
									214 N	Western Ill.	3 2	
									217 N	Belmont	3 0	
									252 H	Weber St.	3 0	
									265 A	SIU Edwardsville	3 1	
									303 H	Eastern Wash.	3 2	
									322 N	Quinnipiac	3 0	
<hr/>												
LAST 10 GAMES												
			139 H	North Dakota	3 2	59 A	Northern Ariz.	0 3				
			83 H	Northern Colo.	0 3	252 H	Weber St.	3 0				
			197 H	Montana	2 3	75 H	Idaho St.	3 2				
			192 H	Sacramento St.	1 3	84 H	Portland St.	1 3				
			210 A	Southern Utah	3 1	303 H	Eastern Wash.	3 2				

Non-Div. I Games:

Montana St.

Average RPI Win: 189		WON-LOST RECORD		WINNING PCT. RANK		LAST 10 GAMES		STRENGTH OF SCHEDULE		OPP. STRENGTH OF SCHEDULE		TEAM RPI		ADJ RPI		CONF. RPI		ADJ CONF. RPI	
DIV. I ONLY		13- 7		.65 91		7- 3		225		155		130		.5063 138		25		25	
DIV. I NON-CONF.		9- 7		.5625 140		3- 3		182		100		140		.49812 146		25		26	
TOTALS		RPI 1-25		RPI 26-50		W-L RECORDS		RPI 51-100		RPI 101-150		RPI 150+							
13- 7		0- 0		0- 1		OVERALL		2- 2		2- 1		9- 3							
4- 0		0- 0		0- 0		HOME		0- 0		0- 0		4- 0							
4- 5		0- 0		0- 1		AWAY		1- 2		1- 0		2- 2							
5- 2		0- 0		0- 0		NEUTRAL		1- 0		1- 1		3- 1							
9- 7		0- 0		0- 1		NON-CONFERENCE		2- 2		2- 1		5- 3							
2- 0		0- 0		0- 0		HOME		0- 0		0- 0		2- 0							
2- 5		0- 0		0- 1		AWAY		1- 2		1- 0		0- 2							
5- 2		0- 0		0- 0		NEUTRAL		1- 0		1- 1		3- 1							
4- 0		0- 0		0- 0		CONFERENCE		0- 0		0- 0		4- 0							
2- 0		0- 0		0- 0		HOME		0- 0		0- 0		2- 0							
2- 0		0- 0		0- 0		AWAY		0- 0		0- 0		2- 0							
0- 0		0- 0		0- 0		NEUTRAL		0- 0		0- 0		0- 0							
RPI S	Opponent	Score		RPI S	Opponent	Score		RPI S	Opponent	Score		RPI S	Opponent	Score					
				45 A	Arizona	0	3	64 N	Cal St. Northridge	3	1	107 A	Utah St.	3	2				
								66 A	Fresno St.	3	2	135 N	UC Davis	2	3				
								72 A	Utah	0	3	149 N	UMES	3	0				
								76 A	UNLV	1	3	162 A	Houston Baptist	3	2				
												184 A	CSU Bakersfield	2	3				
												184 H	CSU Bakersfield	3	1				
												192 N	Sacramento St.	3	0				
												194 N	Cal Poly	3	1				
												209 N	Evansville	1	3				
												210 A	Southern Utah	0	3				
												221 N	Nevada	3	1				
												252 H	Weber St.	3	0				
												267 A	Tex.-Pan American	3	2				
												283 H	NJIT	3	2				
												315 H	Chicago St.	3	0				
LAST 10 GAMES																			
				184 H	CSU Bakersfield	3	1	267 A	Tex.-Pan American	3	2								
				315 H	Chicago St.	3	0	76 A	UNLV	1	3								
				283 H	NJIT	3	2	184 A	CSU Bakersfield	2	3								
				107 A	Utah St.	3	2	149 N	UMES	3	0								
				162 A	Houston Baptist	3	2	210 A	Southern Utah	0	3								

Non-Div. I Games:

Utah Valley

Average RPI Win: 209		WON-LOST	WINNING	LAST 10	STRENGTH OF		OPP. STRENGTH	TEAM	ADJ	CONF.	ADJ CONF.
Average RPI Loss: 91		RECORD	PCT. RANK	GAMES	SCHEDULE		OF SCHEDULE	RPI	RPI	RPI	RPI
DIV. I ONLY		11- 12	.47826	177	5- 5		127	121	154	.50563	139
DIV. I NON-CONF.		5- 6	.45455	187	1- 0		85	81	129	.52027	125
TOTALS		RPI 1-25	RPI 26-50		W-L RECORDS		RPI 51-100		RPI 101-150		RPI 150+
11- 12	0- 1	0- 1		OVERALL		0- 6		1- 3		10- 1	
5- 4	0- 0	0- 0		HOME		0- 2		0- 1		5- 1	
4- 6	0- 0	0- 1		AWAY		0- 3		0- 2		4- 0	
2- 2	0- 1	0- 0		NEUTRAL		0- 1		1- 0		1- 0	
5- 6	0- 1	0- 1		NON-CONFERENCE		0- 2		1- 1		4- 1	
2- 1	0- 0	0- 0		HOME		0- 0		0- 0		2- 1	
1- 3	0- 0	0- 1		AWAY		0- 1		0- 1		1- 0	
2- 2	0- 1	0- 0		NEUTRAL		0- 1		1- 0		1- 0	
6- 6	0- 0	0- 0		CONFERENCE		0- 4		0- 2		6- 0	
3- 3	0- 0	0- 0		HOME		0- 2		0- 1		3- 0	
3- 3	0- 0	0- 0		AWAY		0- 2		0- 1		3- 0	
0- 0	0- 0	0- 0		NEUTRAL		0- 0		0- 0		0- 0	
RPI S	Opponent	Score		RPI S	Opponent	Score		RPI S	Opponent	Score	
14 N	Southern California	0 3		27 A	Texas A&M	0 3		59 H	Northern Ariz.	0 3	
								75 A	Idaho St.	1 3	
								78 A	Ole Miss	1 3	
								83 H	Northern Colo.	2 3	
								84 A	Portland St.	0 3	
								96 N	Rice	1 3	
								137 A	Montana St.	2 3	
								137 H	Montana St.	2 3	
								144 N	Texas St.	3 1	
								148 A	South Dakota St.	0 3	
								154 H	Stephen F. Austin	1 3	
								157 A	North Dakota St.	3 0	
								177 H	Green Bay	3 0	
								180 H	South Dakota	3 0	
								192 H	Sacramento St.	3 1	
								197 A	Montana	3 0	
								197 H	Montana	3 0	
								210 H	Southern Utah	3 0	
								252 A	Weber St.	3 2	
								295 N	Alabama A&M	3 0	
								303 A	Eastern Wash.	3 1	
LAST 10 GAMES											
								137 A	Montana St.	2 3	
								197 A	Montana	3 0	
								59 H	Northern Ariz.	0 3	
								210 H	Southern Utah	3 0	
								157 A	North Dakota St.	3 0	
								84 A	Portland St.	0 3	
								303 A	Eastern Wash.	3 1	
								83 H	Northern Colo.	2 3	
								192 H	Sacramento St.	3 1	
								75 A	Idaho St.	1 3	

Non-Div. I Games:

North Dakota
























Average RPI Win: 216		WON-LOST	WINNING	LAST 10	STRENGTH OF		OPP. STRENGTH	TEAM	ADJ	CONF.	ADJ CONF.		
Average RPI Loss: 131		RECORD	PCT. RANK	GAMES	SCHEDULE		OF SCHEDULE	RPI	RPI	RPI	RPI		
DIV. I ONLY		16- 8	.66667	71	6- 4		240	183	135	.50449	140	22	21
DIV. I NON-CONF.		10- 4	.71429	73	1- 0		119	164	83	.56181	86	17	17
TOTALS		RPI 1-25	RPI 26-50		W-L RECORDS		RPI 51-100		RPI 101-150		RPI 150+		
16- 8	0- 1	0- 0		OVERALL		2- 2		2- 1		12- 4			
9- 2	0- 0	0- 0		HOME		2- 0		1- 0		6- 2			
3- 4	0- 1	0- 0		AWAY		0- 1		0- 0		3- 2			
4- 2	0- 0	0- 0		NEUTRAL		0- 1		1- 1		3- 0			
10- 4	0- 1	0- 0		NON-CONFERENCE		1- 1		2- 1		7- 1			
5- 0	0- 0	0- 0		HOME		1- 0		1- 0		3- 0			
1- 2	0- 1	0- 0		AWAY		0- 0		0- 0		1- 1			
4- 2	0- 0	0- 0		NEUTRAL		0- 1		1- 1		3- 0			
6- 4	0- 0	0- 0		CONFERENCE		1- 1		0- 0		5- 3			
4- 2	0- 0	0- 0		HOME		1- 0		0- 0		3- 2			
2- 2	0- 0	0- 0		AWAY		0- 1		0- 0		2- 1			
0- 0	0- 0	0- 0		NEUTRAL		0- 0		0- 0		0- 0			
RPI S	Opponent	Score		RPI S	Opponent	Score		RPI S	Opponent	Score			
7 A	Louisville	0 3				62 A	Tulsa 0 3	115 N	Samford	0 3			
						68 N	Duke 0 3	119 H	IUPUI	3 2			
						85 H	Morehead St. 3 2	141 N	Liberty	3 0			
						96 H	Rice 3 0	151 A	East Tenn. St.	1 3			
								174 H	UAB	2 3			
								176 A	SMU	3 2			
								191 A	Kent St.	3 0			
								222 H	UCF	3 2			
								223 A	Houston	1 3			
								224 H	Miami (OH)	3 2			
								239 N	UMBC	3 1			
								242 H	Eastern Ky.	3 0			
								244 N	Coastal Caro.	3 0			
								247 H	Memphis	2 3			
								276 N	Saint Francis (PA)	3 0			
								278 H	Southern Miss.	3 2			
								297 H	Wright St.	3 0			
								314 A	East Carolina	3 1			
								314 H	East Carolina	3 1			
LAST 10 GAMES													
247 H	Memphis	2	3	278 H	Southern Miss.	3	2						
174 H	UAB	2	3	222 H	UCF	3	2						
223 A	Houston	1	3	176 A	SMU	3	2						
96 H	Rice	3	0	62 A	Tulsa	0	3						
314 H	East Carolina	3	1	239 N	UMBC	3	1						

Non-Div. I Games:

Marshall

Liberty

Liberty

Average RPI Win: 190		WON-LOST	WINNING	LAST 10	STRENGTH OF		OPP. STRENGTH	TEAM	ADJ	CONF.	ADJ CONF.
Average RPI Loss: 68		RECORD	PCT. RANK	GAMES	SCHEDULE		OF SCHEDULE	RPI	RPI	RPI	RPI
DIV. I ONLY		7- 15	.31818 268	2- 8	43		70	143	.50389 142	6	6
DIV. I NON-CONF.		6- 5	.54545 145	1- 0	72		152	109	.53083 117	6	6
TOTALS		RPI 1-25	RPI 26-50	W-L RECORDS	RPI 51-100		RPI 101-150		RPI 150+		
7- 15	0- 3		0- 5	OVERALL	0- 3		1- 2		6- 2		
4- 7	0- 3		0- 3	HOME	0- 1		1- 0		3- 0		
1- 6	0- 0		0- 2	AWAY	0- 2		0- 2		1- 0		
2- 2	0- 0		0- 0	NEUTRAL	0- 0		0- 0		2- 2		
6- 5	0- 0		0- 2	NON-CONFERENCE	0- 1		1- 0		5- 2		
3- 1	0- 0		0- 1	HOME	0- 0		1- 0		2- 0		
1- 2	0- 0		0- 1	AWAY	0- 1		0- 0		1- 0		
2- 2	0- 0		0- 0	NEUTRAL	0- 0		0- 0		2- 2		
1- 10	0- 3		0- 3	CONFERENCE	0- 2		0- 2		1- 0		
1- 6	0- 3		0- 2	HOME	0- 1		0- 0		1- 0		
0- 4	0- 0		0- 1	AWAY	0- 1		0- 2		0- 0		
0- 0	0- 0		0- 0	NEUTRAL	0- 0		0- 0		0- 0		
RPI S Opponent	Score	RPI S Opponent	Score	RPI S Opponent	Score	RPI S Opponent	Score	RPI S Opponent	Score		
13 H Florida St.	1 	28 H North Carolina St.	1 	60 A VCU	2 	101 A Boston College	0 				
17 H Miami (FL)	0 	30 H Western Ky.	1 	67 A Clemson	0 	104 A Maryland	1 				
24 H North Carolina	2 	39 A Colorado St.	0 	68 H Duke	1 	141 H Liberty	3 2				
		49 A Georgia Tech	0 			152 H Wake Forest	3 1				
		50 H Virginia Tech	0 			158 H Delaware	3 0				
						161 N Denver	0 				
						171 A James Madison	3 2				
						205 N Georgetown	0 				
						219 H Lehigh	3 0				
						225 N Rhode Island	3 0				
						261 N Appalachian St.	3 0				
LAST 10 GAMES											
152 H Wake Forest	3 1	49 A Georgia Tech	0 								
68 H Duke	1 	67 A Clemson	0 								
171 A James Madison	3 2	104 A Maryland	1 								
28 H North Carolina St.	1 	101 A Boston College	0 								
24 H North Carolina	2 	13 H Florida St.	1 								

Non-Div. I Games:

Virginia

Average RPI Win:	191	WON-LOST	WINNING	LAST 10	STRENGTH OF	OPP. STRENGTH	TEAM	ADJ	CONF.	ADJ CONF.			
Average RPI Loss:	66	RECORD	PCT. RANK	GAMES	SCHEDULE	OF SCHEDULE	RPI	RPI	RPI	RPI			
DIV. I ONLY	11- 11	.5	162	5- 5	158	74	148	.50386	143	9	8		
DIV. I NON-CONF.	6- 7	.46154	182	0- 1	179	68	172	.4915	158	7	7		
<hr/>													
TOTALS	RPI 1-25	RPI 26-50		W-L RECORDS		RPI 51-100		RPI 101-150		RPI 150+			
11- 11	0- 1	0- 5		OVERALL		2- 3		2- 1		7- 1			
4- 5	0- 1	0- 2		HOME		1- 2		1- 0		2- 0			
4- 4	0- 0	0- 2		AWAY		1- 1		1- 0		2- 1			
3- 2	0- 0	0- 1		NEUTRAL		0- 0		0- 1		3- 0			
<hr/>													
6- 7	0- 0	0- 5		NON-CONFERENCE		0- 1		0- 1		6- 0			
2- 3	0- 0	0- 2		HOME		0- 1		0- 0		2- 0			
1- 2	0- 0	0- 2		AWAY		0- 0		0- 0		1- 0			
3- 2	0- 0	0- 1		NEUTRAL		0- 0		0- 1		3- 0			
<hr/>													
5- 4	0- 1	0- 0		CONFERENCE		2- 2		2- 0		1- 1			
2- 2	0- 1	0- 0		HOME		1- 1		1- 0		0- 0			
3- 2	0- 0	0- 0		AWAY		1- 1		1- 0		1- 1			
0- 0	0- 0	0- 0		NEUTRAL		0- 0		0- 0		0- 0			
<hr/>													
RPI S	Opponent	Score	RPI S	Opponent	Score	RPI S	Opponent	Score	RPI S	Opponent	Score		
18 H	Hawaii	2 3	29 A	Pepperdine	0 3	54 A	Pacific	2 3	125 N	Washington St.	1 3		
			35 H	Oregon St.	0 3	64 H	Cal St. Northridge	1 3	135 A	UC Davis	3 2		
			43 H	Santa Clara	2 3	71 H	San Diego St.	1 3	136 H	UC Irvine	3 2		
			45 N	Arizona	0 3	73 H	Long Beach St.	3 1	176 N	SMU	3 0		
			49 A	Georgia Tech	1 3	80 A	UC Santa Barbara	3 2	184 N	CSU Bakersfield	3 1		
									194 A	Cal Poly	2 3		
									221 A	Nevada	3 1		
									263 H	Brown	3 0		
									264 A	UC Riverside	3 1		
									280 H	Sacred Heart	3 0		
									285 N	Charleston So.	3 0		
<hr/>													
LAST 10 GAMES													
194 A Cal Poly						2 3	135 A UC Davis						3 2
80 A UC Santa Barbara						3 2	54 A Pacific						2 3
73 H Long Beach St.						3 1	18 H Hawaii						2 3
136 H UC Irvine						3 2	64 H Cal St. Northridge						1 3
264 A UC Riverside						3 1	43 H Santa Clara						2 3

Non-Div. I Games:

Cal St. Fullerton

Average RPI Win:	207	WON-LOST	WINNING	LAST 10	STRENGTH OF	OPP. STRENGTH	TEAM	ADJ	CONF.	ADJ CONF.	
Average RPI Loss:	96	RECORD	PCT. RANK	GAMES	SCHEDULE	OF SCHEDULE	RPI	RPI	RPI	RPI	
DIV. I ONLY	11- 11	.5	162	5- 5	122	151	146	.50306	144	18	17
DIV. I NON-CONF.	5- 6	.45455	187	0- 0	83	86	127	.51791	127	16	16
<hr/>											
TOTALS	RPI 1-25	RPI 26-50		W-L RECORDS	RPI 51-100		RPI 101-150		RPI 150+		
11- 11	0- 1	0- 2		OVERALL	0- 2		3- 4		8- 2		
5- 1	0- 0	0- 0		HOME	0- 0		2- 1		3- 0		
4- 6	0- 0	0- 1		AWAY	0- 1		1- 2		3- 2		
2- 4	0- 1	0- 1		NEUTRAL	0- 1		0- 1		2- 0		
<hr/>											
5- 6	0- 1	0- 2		NON-CONFERENCE	0- 2		1- 1		4- 0		
1- 0	0- 0	0- 0		HOME	0- 0		1- 0		0- 0		
2- 2	0- 0	0- 1		AWAY	0- 1		0- 0		2- 0		
2- 4	0- 1	0- 1		NEUTRAL	0- 1		0- 1		2- 0		
<hr/>											
6- 5	0- 0	0- 0		CONFERENCE	0- 0		2- 3		4- 2		
4- 1	0- 0	0- 0		HOME	0- 0		1- 1		3- 0		
2- 4	0- 0	0- 0		AWAY	0- 0		1- 2		1- 2		
0- 0	0- 0	0- 0		NEUTRAL	0- 0		0- 0		0- 0		
<hr/>											
RPI S	Opponent	Score		RPI S	Opponent	Score		RPI S	Opponent	Score	
14 N	Southern California	0	3	27 A	Texas A&M	0	3	61 A	Baylor	0	3
				36 N	Wichita St.	0	3	65 N	Auburn	0	3

Non-Div. I Games:

Texas St.

Average RPI Win:		235	WON-LOST RECORD		WINNING PCT. RANK		LAST 10 GAMES		STRENGTH OF SCHEDULE		OPP. STRENGTH OF SCHEDULE		TEAM RPI		ADJ RPI		CONF. RPI		ADJ CONF. RPI		
DIV. I ONLY			15- 7		.68182 63		8- 2		255		191		139		.50244 145		17		18		
DIV. I NON-CONF.			8- 5		.61538 112		1- 0		258		188		160		.48391 168		20		20		
TOTALS		RPI 1-25		RPI 26-50		W-L RECORDS		RPI 51-100		RPI 101-150		RPI 150+									
15- 7		0- 1		0- 1		OVERALL		1- 1		1- 1		13- 3									
6- 2		0- 0		0- 0		HOME		0- 0		0- 1		6- 1									
6- 1		0- 1		0- 0		AWAY		1- 0		1- 0		4- 0									
3- 4		0- 0		0- 1		NEUTRAL		0- 1		0- 0		3- 2									
8- 5		0- 1		0- 1		NON-CONFERENCE		0- 1		0- 0		8- 2									
3- 0		0- 0		0- 0		HOME		0- 0		0- 0		3- 0									
2- 1		0- 1		0- 0		AWAY		0- 0		0- 0		2- 0									
3- 4		0- 0		0- 1		NEUTRAL		0- 1		0- 0		3- 2									
7- 2		0- 0		0- 0		CONFERENCE		1- 0		1- 1		5- 1									
3- 2		0- 0		0- 0		HOME		0- 0		0- 1		3- 1									
4- 0		0- 0		0- 0		AWAY		1- 0		1- 0		2- 0									
0- 0		0- 0		0- 0		NEUTRAL		0- 0		0- 0		0- 0									
RPI	S	Opponent		Score		RPI	S	Opponent		Score		RPI	S	Opponent		Score					
1	A	Stanford		1	3	43	N	Santa Clara		0	3	54	N	Pacific		0	3				
						98	A	Cleveland St.		3	0	131 A Valparaiso 3 2 131 H Valparaiso 1 3 177 H Green Bay 3 2 179 H Ill.-Chicago 1 3 201 H Milwaukee 3 2 202 N Niagara 3 0 207 A Youngstown St. 3 1 214 N Western Ill. 0 3 232 H DePaul 3 1 249 N Manhattan 3 0 257 H USC Upstate 3 1 265 N SIU Edwardsville 1 3 286 A Indiana St. 3 1 287 A La Salle 3 0 290 N Bucknell 3 0 297 A Wright St. 3 2 297 H Wright St. 3 1 315 H Chicago St. 3 0									
						LAST 10 GAMES															
						297	A	Wright St.	3	2	207							A	Youngstown St.	3	1
						131	A	Valparaiso	3	2	98							A	Cleveland St.	3	0
						179	H	Ill.-Chicago	1	3	131							H	Valparaiso	1	3
						177	H	Green Bay	3	2	297							H	Wright St.	3	1
201	H	Milwaukee	3	2	232	H	DePaul	3	1												

Non-Div. I Games:

Loyola Chicago

Average RPI Win:		216	WON-LOST RECORD		WINNING PCT. RANK		LAST 10 GAMES		STRENGTH OF SCHEDULE		OPP. STRENGTH OF SCHEDULE		TEAM RPI		ADJ RPI		CONF. RPI		ADJ CONF. RPI	
DIV. I ONLY			9- 14		.3913	223	6- 4		76		136		150		.50161	146		13		13
DIV. I NON-CONF.			3- 11		.21429	282	0- 1		68		89		218		.4642	205		13		14
TOTALS		RPI 1-25		RPI 26-50		W-L RECORDS		RPI 51-100		RPI 101-150		RPI 150+								
9- 14		0- 3		0- 1		OVERALL		1- 2		1- 6		7- 2								
6- 3		0- 1		0- 0		HOME		1- 1		0- 0		5- 1								
2- 5		0- 1		0- 0		AWAY		0- 1		1- 2		1- 1								
1- 6		0- 1		0- 1		NEUTRAL		0- 0		0- 4		1- 0								
3- 11		0- 3		0- 1		NON-CONFERENCE		0- 0		0- 6		3- 1								
2- 2		0- 1		0- 0		HOME		0- 0		0- 0		2- 1								
0- 3		0- 1		0- 0		AWAY		0- 0		0- 2		0- 0								
1- 6		0- 1		0- 1		NEUTRAL		0- 0		0- 4		1- 0								
6- 3		0- 0		0- 0		CONFERENCE		1- 2		1- 0		4- 1								
4- 1		0- 0		0- 0		HOME		1- 1		0- 0		3- 0								
2- 2		0- 0		0- 0		AWAY		0- 1		1- 0		1- 1								
0- 0		0- 0		0- 0		NEUTRAL		0- 0		0- 0		0- 0								
RPI	S	Opponent		Score		RPI	S	Opponent		Score		RPI	S	Opponent		Score				
15	H	BYU		0	3	46	N	UNI		0	3	60	A	VCU		0	3			
16	N	Tennessee		0	3							60	H	VCU		0	3			
23	A	Purdue		0	3							100	H	Duquesne		3	1			
														101	N	Boston College		1	3	
														102	A	Wyoming		0	3	
														104	A	Maryland		0	3	
														120	N	Fla. Gulf Coast		0	3	
														122	N	Pittsburgh		1	3	
														133	N	UMKC		2	3	
														147	A	Saint Louis		3	2	
														167	H	Temple		3	2	
														169	A	Butler		0	3	
														189	H	Princeton		0	3	
														226	H	New Hampshire		3	1	
														229	A	Charlotte		3	1	
														229	H	Charlotte		3	0	
														239	H	UMBC		3	2	
														287	H	La Salle		3	0	
														317	N	Bethune-Cookman		3	0	
LAST 10 GAMES																				
				229	A	Charlotte		3	1			147	A	Saint Louis		3	2			
				60	A	VCU		0	3			169	A	Butler		0	3			
				167	H	Temple		3	2			60	H	VCU		0	3			
				287	H	La Salle		3	0			229	H	Charlotte		3	0			
				100	H	Duquesne		3	1			15	H	BYU		0	3			

Non-Div. I Games:

George Washington

Average RPI Win:		186	WON-LOST RECORD		WINNING PCT. RANK		LAST 10 GAMES		STRENGTH OF SCHEDULE		OPP. STRENGTH OF SCHEDULE		TEAM RPI		ADJ RPI		CONF. RPI		ADJ CONF. RPI				
DIV. I ONLY			7- 16		.30435 274		2- 8		36		111		149		.50097 147		13		13				
DIV. I NON-CONF.			5- 9		.35714 238		0- 1		55		96		137		.50682 139		13		14				
TOTALS		RPI 1-25		RPI 26-50		W-L RECORDS		RPI 51-100		RPI 101-150		RPI 150+											
7- 16		0- 1		0- 5		OVERALL		0- 6		1- 2		6- 2											
5- 8		0- 0		0- 2		HOME		0- 3		1- 2		4- 1											
2- 5		0- 1		0- 2		AWAY		0- 2		0- 0		2- 0											
0- 3		0- 0		0- 1		NEUTRAL		0- 1		0- 0		0- 1											
5- 9		0- 1		0- 3		NON-CONFERENCE		0- 2		1- 1		4- 2											
4- 4		0- 0		0- 1		HOME		0- 1		1- 1		3- 1											
1- 2		0- 1		0- 1		AWAY		0- 0		0- 0		1- 0											
0- 3		0- 0		0- 1		NEUTRAL		0- 1		0- 0		0- 1											
2- 7		0- 0		0- 2		CONFERENCE		0- 4		0- 1		2- 0											
1- 4		0- 0		0- 1		HOME		0- 2		0- 1		1- 0											
1- 3		0- 0		0- 1		AWAY		0- 2		0- 0		1- 0											
0- 0		0- 0		0- 0		NEUTRAL		0- 0		0- 0		0- 0											
RPI	S	Opponent		Score		RPI	S	Opponent		Score		RPI	S	Opponent		Score		RPI	S	Opponent		Score	
3	A	Nebraska		0 3		38	A	Dayton		0 3		60	A	VCU		1 3		108	H	South Fla.		0 3	
						38	H	Dayton		0 3		77	H	Southern Ill.		1 3		131	H	Valparaiso		3 1	
						40	N	Notre Dame		0 3		89	N	Western Mich.		0 3		146	H	George Washington		2 3	
						42	A	Northwestern		0 3		95	A	Xavier		1 3		158	N	Delaware		2 3	
						43	H	Santa Clara		0 3		95	H	Xavier		0 3		163	H	Southeast Mo. St.		3 1	
												100	H	Duquesne		2 3		165	H	South Ala.		3 0	
																		169	H	Butler		3 1	
																		209	H	Evansville		3 1	
																		214	H	Western Ill.		0 3	
																		229	A	Charlotte		3 0	
																		234	A	Bradley		3 1	
LAST 10 GAMES																							
						95	H	Xavier		0 3		214	H	Western Ill.		0 3							
						38	H	Dayton		0 3		146	H	George Washington		2 3							
						229	A	Charlotte		3 0		100	H	Duquesne		2 3							
						60	A	VCU		1 3		38	A	Dayton		0 3							
						169	H	Butler		3 1		95	A	Xavier		1 3							

Non-Div. I Games:

Saint Louis

Average RPI Win:	201	WON-LOST RECORD	WINNING PCT. RANK	LAST 10 GAMES	STRENGTH OF SCHEDULE	OPP. STRENGTH OF SCHEDULE	TEAM RPI	ADJ RPI	CONF. RPI	ADJ CONF. RPI		
Average RPI Loss:	126											
DIV. I ONLY		14- 9	.6087	109	5- 5	221	168	147	.49935	148	12	12
DIV. I NON-CONF.		8- 4	.66667	89	1- 1	270	185	145	.49677	150	14	13
<hr/>												
TOTALS	RPI 1-25	RPI 26-50		W-L RECORDS		RPI 51-100		RPI 101-150		RPI 150+		
14- 9	0- 0	0- 1		OVERALL		0- 1		3- 5		11- 2		
5- 4	0- 0	0- 0		HOME		0- 0		1- 2		4- 2		
5- 4	0- 0	0- 1		AWAY		0- 1		2- 2		3- 0		
4- 1	0- 0	0- 0		NEUTRAL		0- 0		0- 1		4- 0		
<hr/>												
8- 4	0- 0	0- 1		NON-CONFERENCE		0- 0		2- 2		6- 1		
2- 1	0- 0	0- 0		HOME		0- 0		1- 0		1- 1		
2- 2	0- 0	0- 1		AWAY		0- 0		1- 1		1- 0		
4- 1	0- 0	0- 0		NEUTRAL		0- 0		0- 1		4- 0		
<hr/>												
6- 5	0- 0	0- 0		CONFERENCE		0- 1		1- 3		5- 1		
3- 3	0- 0	0- 0		HOME		0- 0		0- 2		3- 1		
3- 2	0- 0	0- 0		AWAY		0- 1		1- 1		2- 0		
0- 0	0- 0	0- 0		NEUTRAL		0- 0		0- 0		0- 0		
<hr/>												
RPI S	Opponent	Score	RPI S	Opponent	Score	RPI S	Opponent	Score	RPI S	Opponent	Score	
			46 A	UNI	1 3		56 A	IPFW	0 3	112 A	Iowa	1 3
										114 A	Oakland	3 2
										119 A	IUPUI	0 3
										119 H	IUPUI	2 3
										131 A	Valparaiso	3 1
										131 N	Valparaiso	2 3
										133 H	UMKC	1 3
										139 H	North Dakota	3 0
										157 H	North Dakota St.	3 1
										160 A	Gonzaga	3 2
										163 N	Southeast Mo. St.	3 0
										177 H	Green Bay	3 2
										180 H	South Dakota	2 3
										214 A	Western Ill.	3 1
										214 H	Western Ill.	3 1
										230 A	Neb. Omaha	3 0
										230 H	Neb. Omaha	3 1
										234 H	Bradley	2 3
										264 N	UC Riverside	3 1
										303 N	Eastern Wash.	3 1
										315 N	Chicago St.	3 0
<hr/>												
LAST 10 GAMES												
			119 A	IUPUI	0 3		133 H	UMKC	1 3			
			214 A	Western Ill.	3 1		114 A	Oakland	3 2			
			230 H	Neb. Omaha	3 1		56 A	IPFW	0 3			
			46 A	UNI	1 3		131 A	Valparaiso	3 1			
			180 H	South Dakota	2 3		214 H	Western Ill.	3 1			

Non-Div. I Games:

South Dakota St.

U
M
E
S

UMES

Average RPI Win: 236		WON-LOST RECORD		WINNING PCT. RANK		LAST 10 GAMES		STRENGTH OF SCHEDULE		OPP. STRENGTH OF SCHEDULE		TEAM RPI		ADJ RPI		CONF. RPI		ADJ CONF. RPI	
DIV. I ONLY		16- 9		.64 92		7- 3		219		224		145		.49676 150		15		15	
DIV. I NON-CONF.		9- 6		.6 120		0- 0		236		272		176		.47658 183		15		15	
TOTALS		RPI 1-25		RPI 26-50		W-L RECORDS		RPI 51-100		RPI 101-150		RPI 150+							
16- 9		0- 0		0- 1		OVERALL		0- 3		1- 2		15- 3							
6- 2		0- 0		0- 0		HOME		0- 1		1- 0		5- 1							
4- 4		0- 0		0- 1		AWAY		0- 1		0- 1		4- 1							
6- 3		0- 0		0- 0		NEUTRAL		0- 1		0- 1		6- 1							
9- 6		0- 0		0- 0		NON-CONFERENCE		0- 3		0- 1		9- 2							
1- 1		0- 0		0- 0		HOME		0- 1		0- 0		1- 0							
2- 2		0- 0		0- 0		AWAY		0- 1		0- 0		2- 1							
6- 3		0- 0		0- 0		NEUTRAL		0- 1		0- 1		6- 1							
7- 3		0- 0		0- 1		CONFERENCE		0- 0		1- 1		6- 1							
5- 1		0- 0		0- 0		HOME		0- 0		1- 0		4- 1							
2- 2		0- 0		0- 1		AWAY		0- 0		0- 1		2- 0							
0- 0		0- 0		0- 0		NEUTRAL		0- 0		0- 0		0- 0							
RPI S	Opponent	Score		RPI S	Opponent	Score		RPI S	Opponent	Score		RPI S	Opponent	Score					
				30 A	Western Ky.	0 3		51 A	Georgia	0 3		111 A	Arkansas St.	1 3					
								65 H	Auburn	0 3		128 H	North Texas	3 0					
								88 N	Ga. Southern	1 3		149 N	UMES	2 3					
												165 H	South Ala.	3 1					
												175 A	UALR	3 1					
												178 H	FIU	3 1					
												182 A	Middle Tenn.	3 0					
												186 A	Kennesaw St.	1 3					
												196 H	La.-Lafayette	1 3					
												227 N	Tennessee St.	3 0					
												231 H	Florida A&M	3 0					
												232 N	DePaul	3 1					
												245 N	Georgia St.	0 3					
												253 H	La.-Monroe	3 1					
												258 N	Chattanooga	3 1					
												266 A	UT Martin	3 2					
												277 N	Jackson St.	3 0					
												281 H	Fla. Atlantic	3 0					
												297 N	Wright St.	3 2					
												312 N	N.C. Central	3 0					
												318 A	Alabama St.	3 0					
				LAST 10 GAMES															
				196 H	La.-Lafayette	1 3		111 A	Arkansas St.	1 3									
				165 H	South Ala.	3 1		281 H	Fla. Atlantic	3 0									
				253 H	La.-Monroe	3 1		178 H	FIU	3 1									
				128 H	North Texas	3 0		182 A	Middle Tenn.	3 0									
				175 A	UALR	3 1		30 A	Western Ky.	0 3									

Non-Div. I Games:

Troy

Average RPI Win: 225		WON-LOST	WINNING	LAST 10	STRENGTH OF		OPP. STRENGTH	TEAM	ADJ	CONF.	ADJ CONF.
Average RPI Loss: 162		RECORD	PCT. RANK	GAMES	SCHEDULE		OF SCHEDULE	RPI	RPI	RPI	RPI
DIV. I ONLY		16- 9	.64	92	7- 3		193	241	141	.49663	151
DIV. I NON-CONF.		9- 5	.64286	99	0- 0		187	235	130	.50835	135
TOTALS		RPI 1-25	RPI 26-50		W-L RECORDS		RPI 51-100		RPI 101-150		RPI 150+
16- 9	0- 0	0- 0		OVERALL		0- 2		1- 3		15- 4	
7- 1	0- 0	0- 0		HOME		0- 0		1- 1		6- 0	
3- 6	0- 0	0- 0		AWAY		0- 2		0- 2		3- 2	
6- 2	0- 0	0- 0		NEUTRAL		0- 0		0- 0		6- 2	
9- 5	0- 0	0- 0		NON-CONFERENCE		0- 2		1- 1		8- 2	
2- 0	0- 0	0- 0		HOME		0- 0		1- 0		1- 0	
1- 3	0- 0	0- 0		AWAY		0- 2		0- 1		1- 0	
6- 2	0- 0	0- 0		NEUTRAL		0- 0		0- 0		6- 2	
7- 4	0- 0	0- 0		CONFERENCE		0- 0		0- 2		7- 2	
5- 1	0- 0	0- 0		HOME		0- 0		0- 1		5- 0	
2- 3	0- 0	0- 0		AWAY		0- 0		0- 1		2- 2	
0- 0	0- 0	0- 0		NEUTRAL		0- 0		0- 0		0- 0	
RPI S	Opponent	Score	RPI S	Opponent	Score	RPI S	Opponent	Score	RPI S	Opponent	Score
						67 A	Clemson	0 3	113 A	Alabama	0 3
						82 A	South Carolina	2 3	120 A	Fla. Gulf Coast	0 3
									126 H	Lipscomb	1 3
									140 H	Marshall	3 1
									165 H	Northern Ky.	3 2
									167 N	Temple	3 0
									168 N	Akron	3 1
									181 H	North Florida	3 1
									186 A	Kennesaw St.	3 0
									213 A	Presbyterian	3 0
									218 N	Austin Peay	0 3
									229 N	Charlotte	3 1
									233 A	Mercer	0 3
									233 H	Mercer	3 1
									241 N	Lamar	1 3
									248 H	Jacksonville	3 0
									250 H	Western Caro.	3 0
									257 A	USC Upstate	2 3
									257 H	USC Upstate	3 0
									258 N	Chattanooga	3 0
									273 N	UNC Asheville	3 2
									316 A	Stetson	3 2
									318 N	Alabama St.	3 2
LAST 10 GAMES											
						257 A	USC Upstate	2 3	126 H	Lipscomb	1 3
						186 A	Kennesaw St.	3 0	165 H	Northern Ky.	3 2
						181 H	North Florida	3 1	316 A	Stetson	3 2
						248 H	Jacksonville	3 0	120 A	Fla. Gulf Coast	0 3
						233 H	Mercer	3 1	257 H	USC Upstate	3 0

Non-Div. I Games:

East Tenn. St.

Average RPI Win: 209		WON-LOST RECORD		WINNING PCT. RANK		LAST 10 GAMES		STRENGTH OF SCHEDULE		OPP. STRENGTH OF SCHEDULE		TEAM RPI		ADJ RPI		CONF. RPI		ADJ CONF. RPI	
Average RPI Loss: 74		8- 15		.34783 250		2- 8		68		80		152		.4962 152		6		6	
DIV. I ONLY		6- 6		.5 158		0- 1		139		190		150		.49182 157		6		6	
DIV. I NON-CONF.																			
TOTALS		RPI 1-25		RPI 26-50		W-L RECORDS		RPI 51-100		RPI 101-150		RPI 150+							
8- 15		0- 3		0- 6		OVERALL		1- 2		1- 2		6- 2							
7- 4		0- 0		0- 1		HOME		0- 2		1- 1		6- 0							
1- 8		0- 3		0- 3		AWAY		1- 0		0- 1		0- 1							
0- 3		0- 0		0- 2		NEUTRAL		0- 0		0- 0		0- 1							
6- 6		0- 0		0- 3		NON-CONFERENCE		0- 1		0- 0		6- 2							
6- 1		0- 0		0- 0		HOME		0- 1		0- 0		6- 0							
0- 2		0- 0		0- 1		AWAY		0- 0		0- 0		0- 1							
0- 3		0- 0		0- 2		NEUTRAL		0- 0		0- 0		0- 1							
2- 9		0- 3		0- 3		CONFERENCE		1- 1		1- 2		0- 0							
1- 3		0- 0		0- 1		HOME		0- 1		1- 1		0- 0							
1- 6		0- 3		0- 2		AWAY		1- 0		0- 1		0- 0							
0- 0		0- 0		0- 0		NEUTRAL		0- 0		0- 0		0- 0							
RPI	S	Opponent		Score		RPI	S	Opponent		Score		RPI	S	Opponent		Score			
13	A	Florida St.		1	3	26	N	Michigan		0	3	67	H	Clemson		0	3		
17	A	Miami (FL)		0	3	28	A	North Carolina St.		0	3	68	A	Duke		3	1		
24	A	North Carolina		0	3	33	A	Marquette		0	3	92	H	Furman		0	3		
						46	N	UNI		0	3								
						49	H	Georgia Tech		0	3								
						50	A	Virginia Tech		1	3								
			</																

Non-Div. I Games:

Wake Forest

U
T
E
P

UTEP					Through Games Of Sunday, Oct. 21, 2012										
Average RPI Win: 225 Average RPI Loss: 101		WON-LOST RECORD	WINNING PCT. RANK		LAST 10 GAMES	STRENGTH OF SCHEDULE	OPP. STRENGTH OF SCHEDULE	TEAM RPI	ADJ RPI		CONF. RPI	ADJ CONF. RPI			
DIV. I ONLY		12- 11	.52174	157	6- 4	159	162	157	.49579	153	22	21			
DIV. I NON-CONF.		6- 6	.5	158	1- 0	74	140	121	.52948	120	17	17			
<hr/>															
TOTALS		RPI 1-25		RPI 26-50		W-L RECORDS		RPI 51-100		RPI 101-150		RPI 150+			
12- 11		0- 1		0- 1		OVERALL		0- 6		1- 1		11- 2			
5- 4		0- 0		0- 1		HOME		0- 3		1- 0		4- 0			
3- 6		0- 1		0- 0		AWAY		0- 2		0- 1		3- 2			
4- 1		0- 0		0- 0		NEUTRAL		0- 1		0- 0		4- 0			
<hr/>															
6- 6		0- 1		0- 1		NON-CONFERENCE		0- 3		1- 1		5- 0			
1- 3		0- 0		0- 1		HOME		0- 2		1- 0		0- 0			
1- 2		0- 1		0- 0		AWAY		0- 0		0- 1		1- 0			
4- 1		0- 0		0- 0		NEUTRAL		0- 1		0- 0		4- 0			
<hr/>															
6- 5		0- 0		0- 0		CONFERENCE		0- 3		0- 0		6- 2			
4- 1		0- 0		0- 0		HOME		0- 1		0- 0		4- 0			
2- 4		0- 0		0- 0		AWAY		0- 2		0- 0		2- 2			
0- 0		0- 0		0- 0		NEUTRAL		0- 0		0- 0		0- 0			
<hr/>															
RPI S	Opponent	Score		RPI S	Opponent	Score		RPI S	Opponent	Score		RPI S	Opponent	Score	
25 A	Arkansas	1	3	47 H	Arizona St.	1	3	61 N	Baylor	0	3	116 H	New Mexico St.	3	2
								62 A	Tulsa	2	3	121 A	UTSA	2	3
								66 H	Fresno St.	2	3	162 N	Houston Baptist	3	0
								75 H	Idaho St.	0	3	174 H	UAB	3	0
								96 A	Rice	0	3	176 A	SMU	1	3
								96 H	Rice	2	3	217 N	Belmont	3	0
												222 A	UCF	3	0
												223 A	Houston	3	0
												223 H	Houston	3	0
												247 H	Memphis	3	1
												253 N	La.-Monroe	3	0
269 N	Binghamton	3	0												
				278 H	Southern Miss.	3	1								
				284 A	Tulane	1	3								
				313 A	Ark.-Pine Bluff	3	0								
<hr/>															
				LAST 10 GAMES											
				96 H	Rice	2	3	96 A	Rice	0	3				
				223 H	Houston	3	0	247 H	Memphis	3	1				
				176 A	SMU	1	3	174 H	UAB	3	0				
				62 A	Tulsa	2	3	116 H	New Mexico St.	3	2				
				223 A	Houston	3	0	278 H	Southern Miss.	3	1				

U
T
E
P

Non-Div. I Games:

UTEP

Average RPI Win:	209	WON-LOST RECORD	WINNING PCT. RANK	LAST 10 GAMES	STRENGTH OF SCHEDULE	OPP. STRENGTH OF SCHEDULE	TEAM RPI	ADJ RPI	CONF. RPI	ADJ CONF. RPI						
DIV. I ONLY		17- 8	.68	69	5- 5	254	197	142	.49487	154	16	16				
DIV. I NON-CONF.		9- 4	.69231	80	0- 1	298	220	169	.47527	185	19	19				
<hr/>																
TOTALS	RPI 1-25	RPI 26-50		W-L RECORDS		RPI 51-100		RPI 101-150		RPI 150+						
17- 8	0- 0	0- 0		OVERALL		0- 2		4- 1		13- 5						
8- 3	0- 0	0- 0		HOME		0- 1		2- 0		6- 2						
5- 3	0- 0	0- 0		AWAY		0- 1		1- 1		4- 1						
4- 2	0- 0	0- 0		NEUTRAL		0- 0		1- 0		3- 2						
<hr/>																
9- 4	0- 0	0- 0		NON-CONFERENCE		0- 0		2- 0		7- 4						
2- 1	0- 0	0- 0		HOME		0- 0		0- 0		2- 1						
3- 1	0- 0	0- 0		AWAY		0- 0		1- 0		2- 1						
4- 2	0- 0	0- 0		NEUTRAL		0- 0		1- 0		3- 2						
<hr/>																
8- 4	0- 0	0- 0		CONFERENCE		0- 2		2- 1		6- 1						
6- 2	0- 0	0- 0		HOME		0- 1		2- 0		4- 1						
2- 2	0- 0	0- 0		AWAY		0- 1		0- 1		2- 0						
0- 0	0- 0	0- 0		NEUTRAL		0- 0		0- 0		0- 0						
<hr/>																
RPI	S	Opponent	Score	RPI	S	Opponent	Score	RPI	S	Opponent	Score					
				74 H Central Ark.				2	3	103 N Indiana		3	2			
				91 A A&M-Corpus Christi				0	3	105 A Sam Houston St.		0	3			
												105 H Sam Houston St.		3	2	
												124 H Northwestern St.		3	1	
												139 A North Dakota		3	1	
												156 H Oral Roberts		3	0	
												162 A Houston Baptist		1	3	
												169 A Butler		3	0	
												177 N Green Bay		2	3	
												180 N South Dakota		3	2	
												190 H Nicholls St.		3	1	
												208 A Texas-Arlington		3	0	
												214 N Western Ill.		0	3	
												241 A Lamar		3	1	
												241 H Lamar		3	1	
												253 H La.-Monroe		1	3	
												267 N Tex.-Pan American		3	2	
												271 H Southeastern La.		2	3	
												272 A McNeese St.		3	0	
												272 H McNeese St.		3	1	
												275 H Robert Morris		3	0	
												278 H Southern Miss.		3	1	
												325 N Savannah St.		3	0	
				<hr/>												
								LAST 10 GAMES								
				241 H Lamar				3	1	91 A A&M-Corpus Christi				0	3	
				272 H McNeese St.				3	1	105 A Sam Houston St.				0	3	
				162 A Houston Baptist				1	3	74 H Central Ark.				2	3	
				271 H Southeastern La.				2	3	156 H Oral Roberts				3	0	
				190 H Nicholls St.				3	1	241 A Lamar				3	1	

Non-Div. I Games:

Stephen F. Austin

Average RPI Win: 252		WON-LOST RECORD	WINNING PCT. RANK		LAST 10 GAMES	STRENGTH OF SCHEDULE	OPP. STRENGTH OF SCHEDULE	TEAM RPI	ADJ RPI	CONF. RPI	ADJ CONF. RPI	
Average RPI Loss: 127												
DIV. I ONLY		15- 7	.68182	63	8- 2	268	237	151	.49428	155	28	27
DIV. I NON-CONF.		8- 5	.61538	112	1- 0	266	163	164	.48836	162	26	25
<hr/>												
TOTALS		RPI 1-25		RPI 26-50		W-L RECORDS		RPI 51-100		RPI 101-150		RPI 150+
15- 7	0- 0			0- 0	OVERALL		0- 3		1- 1		14- 3	
9- 4	0- 0			0- 0	HOME		0- 1		1- 1		8- 2	
3- 1	0- 0			0- 0	AWAY		0- 1		0- 0		3- 0	
3- 2	0- 0			0- 0	NEUTRAL		0- 1		0- 0		3- 1	
<hr/>												
8- 5	0- 0			0- 0	NON-CONFERENCE		0- 3		1- 1		7- 1	
4- 2	0- 0			0- 0	HOME		0- 1		1- 1		3- 0	
1- 1	0- 0			0- 0	AWAY		0- 1		0- 0		1- 0	
3- 2	0- 0			0- 0	NEUTRAL		0- 1		0- 0		3- 1	
<hr/>												
7- 2	0- 0			0- 0	CONFERENCE		0- 0		0- 0		7- 2	
5- 2	0- 0			0- 0	HOME		0- 0		0- 0		5- 2	
2- 0	0- 0			0- 0	AWAY		0- 0		0- 0		2- 0	
0- 0	0- 0			0- 0	NEUTRAL		0- 0		0- 0		0- 0	
<hr/>												
RPI S	Opponent	Score	RPI S	Opponent	Score	RPI S	Opponent	Score	RPI S	Opponent	Score	
						60 H	VCU	1 3	103 H	Indiana	1 3	
						63 A	TCU	1 3	129 H	Albany (NY)	3 0	
						91 N	A&M-Corpus Christi	0 3	161 N	Denver	0 3	
									164 N	Air Force	3 1	
									176 N	SMU	3 1	
									198 A	American	3 2	
									198 H	American	0 3	
									215 H	Colgate	1 3	
									219 H	Lehigh	3 0	
									259 H	Stony Brook	3 2	
									268 A	Navy	3 1	
									268 H	Navy	3 0	
									280 H	Sacred Heart	3 0	
									288 H	Lafayette	3 0	
									289 A	Marist	3 0	
									290 H	Bucknell	3 0	
									305 N	Citadel	3 0	
									319 H	Holy Cross	3 0	
									322 H	Quinnipiac	3 0	
LAST 10 GAMES												
			198 H	American	0 3		215 H	Colgate	1 3			
			268 H	Navy	3 0		290 H	Bucknell	3 0			
			288 H	Lafayette	3 0		268 A	Navy	3 1			
			219 H	Lehigh	3 0		198 A	American	3 2			
			319 H	Holy Cross	3 0		280 H	Sacred Heart	3 0			

Non-Div. I Games:

Army

Average RPI Win: 223		WON-LOST	WINNING	LAST 10	STRENGTH OF		OPP. STRENGTH	TEAM	ADJ	CONF.	ADJ CONF.
Average RPI Loss: 119		RECORD	PCT. RANK	GAMES	SCHEDULE		OF SCHEDULE	RPI	RPI	RPI	RPI
DIV. I ONLY		10- 12	.45455	194	6- 4		108	175	155	.49397	156
DIV. I NON-CONF.		4- 7	.36364	233	0- 0		98	138	177	.47819	180
TOTALS		RPI 1-25	RPI 26-50		W-L RECORDS		RPI 51-100		RPI 101-150		RPI 150+
10- 12	0- 0	0- 1		OVERALL		0- 3		0- 5		10- 3	
4- 1	0- 0	0- 0		HOME		0- 1		0- 0		4- 0	
2- 8	0- 0	0- 0		AWAY		0- 2		0- 4		2- 2	
4- 3	0- 0	0- 1		NEUTRAL		0- 0		0- 1		4- 1	
4- 7	0- 0	0- 1		NON-CONFERENCE		0- 1		0- 3		4- 2	
0- 1	0- 0	0- 0		HOME		0- 1		0- 0		0- 0	
0- 3	0- 0	0- 0		AWAY		0- 0		0- 2		0- 1	
4- 3	0- 0	0- 1		NEUTRAL		0- 0		0- 1		4- 1	
6- 5	0- 0	0- 0		CONFERENCE		0- 2		0- 2		6- 1	
4- 0	0- 0	0- 0		HOME		0- 0		0- 0		4- 0	
2- 5	0- 0	0- 0		AWAY		0- 2		0- 2		2- 1	
0- 0	0- 0	0- 0		NEUTRAL		0- 0		0- 0		0- 0	
RPI S	Opponent	Score	RPI S	Opponent	Score	RPI S	Opponent	Score	RPI S	Opponent	Score
			38 N	Dayton	0 3	62 H	Tulsa	2 3	105 A	Sam Houston St.	0 3
						74 A	Central Ark.	2 3	106 N	Eastern Mich.	2 3
						91 A	A&M-Corpus Christi	0 3	109 A	Missouri St.	2 3
									124 A	Northwestern St.	1 3
									128 A	North Texas	0 3
									154 A	Stephen F. Austin	0 3
									175 N	UALR	3 2
									190 A	Nicholls St.	3 1
									190 H	Nicholls St.	3 0
									193 N	San Jose St.	3 1
									200 N	Hofstra	1 3
									211 N	Canisius	3 0
									218 N	Austin Peay	3 0
									235 A	Buffalo	2 3
									241 H	Lamar	3 0
									271 A	Southeastern La.	3 1
									271 H	Southeastern La.	3 1
									272 H	McNeese St.	3 0
LAST 10 GAMES			LAST 10 GAMES			LAST 10 GAMES			LAST 10 GAMES		
			190 A	Nicholls St.	3 1		124 A	Northwestern St.	1 3		
			271 A	Southeastern La.	3 1		154 A	Stephen F. Austin	0 3		
			74 A	Central Ark.	2 3		190 H	Nicholls St.	3 0		
			272 H	McNeese St.	3 0		271 H	Southeastern La.	3 1		
			241 H	Lamar	3 0		91 A	A&M-Corpus Christi	0 3		

Non-Div. I Games:

Oral Roberts

Average RPI Win:		196	WON-LOST RECORD		WINNING PCT. RANK		LAST 10 GAMES		STRENGTH OF SCHEDULE		OPP. STRENGTH OF SCHEDULE		TEAM RPI		ADJ RPI		CONF. RPI		ADJ CONF. RPI	
DIV. I ONLY			10- 13		.43478 204		6- 4		118		97		161		.49384 157		12		12	
DIV. I NON-CONF.			4- 8		.33333 244		1- 1		114		47		181		.48079 174		14		13	
TOTALS		RPI 1-25		RPI 26-50		W-L RECORDS		RPI 51-100		RPI 101-150		RPI 150+								
10- 13		0- 2		0- 1		OVERALL		0- 3		2- 6		8- 1								
4- 3		0- 0		0- 0		HOME		0- 0		1- 2		3- 1								
3- 7		0- 1		0- 0		AWAY		0- 3		1- 3		2- 0								
3- 3		0- 1		0- 1		NEUTRAL		0- 0		0- 1		3- 0								
4- 8		0- 2		0- 1		NON-CONFERENCE		0- 2		0- 3		4- 0								
1- 1		0- 0		0- 0		HOME		0- 0		0- 1		1- 0								
0- 4		0- 1		0- 0		AWAY		0- 2		0- 1		0- 0								
3- 3		0- 1		0- 1		NEUTRAL		0- 0		0- 1		3- 0								
6- 5		0- 0		0- 0		CONFERENCE		0- 1		2- 3		4- 1								
3- 2		0- 0		0- 0		HOME		0- 0		1- 1		2- 1								
3- 3		0- 0		0- 0		AWAY		0- 1		1- 2		2- 0								
0- 0		0- 0		0- 0		NEUTRAL		0- 0		0- 0		0- 0								
RPI	S	Opponent		Score		RPI	S	Opponent		Score		RPI	S	Opponent		Score				
9	A	Minnesota		0	3	36	N	Wichita St.		0	3	52	A	Wisconsin		0	3			
21	N	Oklahoma		0	3							56	A	IPFW		2	3			
												83	A	Northern Colo.		0	3			
														Oakland		3	1			
														New Mexico St.		1	3			
														IUPUI		1	3			
														IUPUI		1	3			
														Northern Ill.		2	3			
														UMKC		3	1			
														North Dakota		0	3			
														South Dakota St.		1	3			
														Air Force		3	1			
														South Dakota		3	0			
														Milwaukee		3	2			
														Western Ill.		3	1			
														Western Ill.		2	3			
														Neb. Omaha		3	0			
														Neb. Omaha		3	0			
														Drake		3	1			
														Drake		3	1			
				LAST 10 GAMES																
				214	A	Western Ill.		3	1	133	H	UMKC		3	1					
				119	A	IUPUI		1	3	180	H	South Dakota		3	0					
				246	H	Drake		3	1	56	A	IPFW		2	3					
				230	H	Neb. Omaha		3	0	114	A	Oakland		3	1					
				139	H	North Dakota		0	3	119	H	IUPUI		1	3					

Non-Div. I Games:

North Dakota St.

Average RPI Win:		280	WON-LOST RECORD		WINNING PCT. RANK		LAST 10 GAMES		STRENGTH OF SCHEDULE		OPP. STRENGTH OF SCHEDULE		TEAM RPI		ADJ RPI		CONF. RPI		ADJ CONF. RPI				
DIV. I ONLY			17- 7		.70833 52		10- 0		292		248		166		.49157 159		31		31				
DIV. I NON-CONF.			7- 7		.5 158		1- 0		194		136		175		.48383 169		31		31				
TOTALS		RPI 1-25		RPI 26-50		W-L RECORDS		RPI 51-100		RPI 101-150		RPI 150+											
17- 7		0- 1		0- 0		OVERALL		0- 2		0- 3		17- 1											
6- 2		0- 0		0- 0		HOME		0- 0		0- 2		6- 0											
8- 2		0- 1		0- 0		AWAY		0- 1		0- 0		8- 0											
3- 3		0- 0		0- 0		NEUTRAL		0- 1		0- 1		3- 1											
7- 7		0- 1		0- 0		NON-CONFERENCE		0- 2		0- 3		7- 1											
1- 2		0- 0		0- 0		HOME		0- 0		0- 2		1- 0											
3- 2		0- 1		0- 0		AWAY		0- 1		0- 0		3- 0											
3- 3		0- 0		0- 0		NEUTRAL		0- 1		0- 1		3- 1											
10- 0		0- 0		0- 0		CONFERENCE		0- 0		0- 0		10- 0											
5- 0		0- 0		0- 0		HOME		0- 0		0- 0		5- 0											
5- 0		0- 0		0- 0		AWAY		0- 0		0- 0		5- 0											
0- 0		0- 0		0- 0		NEUTRAL		0- 0		0- 0		0- 0											
RPI	S	Opponent		Score		RPI	S	Opponent		Score		RPI	S	Opponent		Score							
9	A	Minnesota		0 3								104	H	Maryland		0 3							
												118	H	St. John's (NY)		2 3							
												129	N	Albany (NY)		2 3							
												170	N	High Point		2 3							
												200	A	Hofstra		3 1							
												224	N	Miami (OH)		3 0							
												243	A	UNC Wilmington		3 1							
												255	H	Central Conn. St.		3 0							
												259	A	Stony Brook		3 1							
												275	A	Robert Morris		3 0							
												276	A	Saint Francis (PA)		3 0							
												280	A	Sacred Heart		3 0							
												280	H	Sacred Heart		3 2							
												283	H	NJIT		3 1							
												287	N	La Salle		3 1							
												309	H	Fairleigh Dickinson		3 0							
												310	H	Bryant		3 0							
												311	N	Delaware St.		3 0							
												322	A	Quinnipiac		3 0							
												322	H	Quinnipiac		3 0							
												323	A	St. Francis (NY)		3 0							
LAST 10 GAMES																							
322 A Quinnipiac						3 0						275 A Robert Morris						3 0					
280 A Sacred Heart						3 0						276 A Saint Francis (PA)						3 0					
255 H Central Conn. St.						3 0						323 A St. Francis (NY)						3 0					
310 H Bryant						3 0						259 A Stony Brook						3 1					
309 H Fairleigh Dickinson						3 0						322 H Quinnipiac						3 0					

Non-Div. I Games:

LIU Brooklyn

Average RPI Win: 236		WON-LOST RECORD		WINNING PCT. RANK		LAST 10 GAMES		STRENGTH OF SCHEDULE		OPP. STRENGTH OF SCHEDULE		TEAM RPI		ADJ RPI		CONF. RPI		ADJ CONF. RPI	
Average RPI Loss: 57																			
DIV. I ONLY		9- 13		.40909 217		1- 9		117		87		167		.49133 160		5		5	
DIV. I NON-CONF.		8- 5		.61538 112		0- 1		238		206		153		.49385 155		5		5	
TOTALS		RPI 1-25		RPI 26-50		W-L RECORDS		RPI 51-100		RPI 101-150		RPI 150+							
9- 13		0- 3		0- 5		OVERALL		1- 3		1- 1		7- 1							
2- 5		0- 0		0- 2		HOME		0- 2		0- 1		2- 0							
1- 7		0- 3		0- 3		AWAY		0- 1		1- 0		0- 0							
6- 1		0- 0		0- 0		NEUTRAL		1- 0		0- 0		5- 1							
8- 5		0- 1		0- 1		NON-CONFERENCE		1- 1		0- 1		7- 1							
2- 1		0- 0		0- 0		HOME		0- 0		0- 1		2- 0							
0- 3		0- 1		0- 1		AWAY		0- 1		0- 0		0- 0							
6- 1		0- 0		0- 0		NEUTRAL		1- 0		0- 0		5- 1							
1- 8		0- 2		0- 4		CONFERENCE		0- 2		1- 0		0- 0							
0- 4		0- 0		0- 2		HOME		0- 2		0- 0		0- 0							
1- 4		0- 2		0- 2		AWAY		0- 0		1- 0		0- 0							
0- 0		0- 0		0- 0		NEUTRAL		0- 0		0- 0		0- 0							
RPI S	Opponent	Score		RPI S	Opponent	Score		RPI S	Opponent	Score		RPI S	Opponent	Score					
11 A	Washington	0	3	29 H	Pepperdine	0	3	53 H	Loyola Marymount	0	3	132 A	Portland	3	1				
15 A	BYU	0	3	31 A	St. Mary's (CA)	0	3	55 H	San Francisco	2	3	148 H	South Dakota St.	2	3				
19 A	San Diego	1	3	43 A	Santa Clara	1	3	76 A	UNLV	1	3	172 N	Boise St.	0	3				
				43 H	Santa Clara	0	3	84 N	Portland St.	3	2	204 N	Villanova	3	2				
				47 A	Arizona St.	1	3					264 H	UC Riverside	3	0				
												264 N	UC Riverside	3	0				
												281 N	Fla. Atlantic	3	2				
												293 N	Texas Southern	3	0				
												302 N	Prairie View	3	0				
												303 H	Eastern Wash.	3	0				
				LAST 10 GAMES															
				29 H	Pepperdine	0	3	55 H	San Francisco	2	3								
				53 H	Loyola Marymount	0	3	132 A	Portland	3	1								
				31 A	St. Mary's (CA)	0	3	15 A	BYU	0	3								
				19 A	San Diego	1	3	43 A	Santa Clara	1	3								
				43 H	Santa Clara	0	3	47 A	Arizona St.	1	3								

Non-Div. I Games:

Gonzaga

Average RPI Win:	216	WON-LOST	WINNING	LAST 10	STRENGTH OF	OPP. STRENGTH	TEAM	ADJ	CONF.	ADJ CONF.	
Average RPI Loss:	114	RECORD	PCT. RANK	GAMES	SCHEDULE	OF SCHEDULE	RPI	RPI	RPI	RPI	
DIV. I ONLY	12- 9	.57143	129	6- 4	217	150	156	.49107	161	18	17
DIV. I NON-CONF.	6- 4	.6	120	0- 1	131	83	114	.53254	115	16	16
<hr/>											
TOTALS	RPI 1-25	RPI 26-50		W-L RECORDS		RPI 51-100		RPI 101-150		RPI 150+	
12- 9	0- 1	0- 2		OVERALL		0- 0		3- 3		9- 3	
4- 0	0- 0	0- 0		HOME		0- 0		2- 0		2- 0	
2- 8	0- 0	0- 2		AWAY		0- 0		0- 3		2- 3	
6- 1	0- 1	0- 0		NEUTRAL		0- 0		1- 0		5- 0	
<hr/>											
6- 4	0- 1	0- 2		NON-CONFERENCE		0- 0		1- 0		5- 1	
0- 0	0- 0	0- 0		HOME		0- 0		0- 0		0- 0	
0- 3	0- 0	0- 2		AWAY		0- 0		0- 0		0- 1	
6- 1	0- 1	0- 0		NEUTRAL		0- 0		1- 0		5- 0	
<hr/>											
6- 5	0- 0	0- 0		CONFERENCE		0- 0		2- 3		4- 2	
4- 0	0- 0	0- 0		HOME		0- 0		2- 0		2- 0	
2- 5	0- 0	0- 0		AWAY		0- 0		0- 3		2- 2	
0- 0	0- 0	0- 0		NEUTRAL		0- 0		0- 0		0- 0	
<hr/>											
RPI S	Opponent	Score	RPI S	Opponent	Score	RPI S	Opponent	Score	RPI S	Opponent	Score
12 N	Kansas St.	0 3	34 A	Creighton	1 3				107 A	Utah St.	2 3
			39 A	Colorado St.	0 3				116 A	New Mexico St.	0 3
									121 H	UTSA	3 1
									127 A	Idaho	0 3
									142 N	Virginia	3 0
									144 H	Texas St.	3 1
									155 N	Army	3 0
									164 A	Air Force	2 3
									193 A	San Jose St.	0 3
									203 N	Syracuse	3 0
									208 A	Texas-Arlington	3 1
									208 H	Texas-Arlington	3 0
									225 N	Rhode Island	3 0
									237 A	Seattle	2 3
									268 N	Navy	3 1
									305 N	Citadel	3 1
									307 A	Louisiana Tech	3 1
									307 H	Louisiana Tech	3 0
<hr/>											
LAST 10 GAMES											
208 A Texas-Arlington						3	1	193 A San Jose St.	0	3	
307 A Louisiana Tech						3	1	116 A New Mexico St.	0	3	
121 H UTSA						3	1	164 A Air Force	2	3	
144 H Texas St.						3	1	307 H Louisiana Tech	3	0	
107 A Utah St.						2	3	208 H Texas-Arlington	3	0	

Non-Div. I Games:

Denver

Average RPI Win: 256		WON-LOST RECORD		WINNING PCT. RANK		LAST 10 GAMES		STRENGTH OF SCHEDULE		OPP. STRENGTH OF SCHEDULE		TEAM RPI		ADJ RPI		CONF. RPI		ADJ CONF. RPI					
Average RPI Loss: 111																							
DIV. I ONLY		15- 10		.6 114		7- 2		228		231		164		.49073 162		25		25					
DIV. I NON-CONF.		11- 9		.55 144		3- 1		159		217		144		.49687 149		25		26					
TOTALS		RPI 1-25		RPI 26-50		W-L RECORDS		RPI 51-100		RPI 101-150		RPI 150+											
15- 10		0- 1		0- 0		OVERALL		0- 3		2- 4		13- 2											
5- 1		0- 0		0- 0		HOME		0- 0		1- 1		4- 0											
5- 6		0- 1		0- 0		AWAY		0- 1		0- 3		5- 1											
5- 3		0- 0		0- 0		NEUTRAL		0- 2		1- 0		4- 1											
11- 9		0- 1		0- 0		NON-CONFERENCE		0- 3		2- 3		9- 2											
4- 0		0- 0		0- 0		HOME		0- 0		1- 0		3- 0											
2- 6		0- 1		0- 0		AWAY		0- 1		0- 3		2- 1											
5- 3		0- 0		0- 0		NEUTRAL		0- 2		1- 0		4- 1											
4- 1		0- 0		0- 0		CONFERENCE		0- 0		0- 1		4- 0											
1- 1		0- 0		0- 0		HOME		0- 0		0- 1		1- 0											
3- 0		0- 0		0- 0		AWAY		0- 0		0- 0		3- 0											
0- 0		0- 0		0- 0		NEUTRAL		0- 0		0- 0		0- 0											
RPI	S	Opponent		Score		RPI	S	Opponent		Score		RPI	S	Opponent		Score		RPI	S	Opponent		Score	
25	A	Arkansas		0 3								105	A	Sam Houston St.		0 3		121	A	UTSA		0 3	
												121	H	UTSA		3 0		128	A	North Texas		0 3	
												133	N	UMKC		3 0		138	H	Utah Valley		2 3	
												153	N	UTEP		0 3		154	H	Stephen F. Austin		3 1	
												196	A	La.-Lafayette		1 3		241	N	Lamar		3 1	
												253	N	La.-Monroe		3 1		267	A	Tex.-Pan American		3 0	
												272	N	McNeese St.		3 0		278	N	Southern Miss.		3 1	
												283	A	NJIT		3 1		301	A	New Orleans		3 0	
												301	H	New Orleans		3 0		302	A	Prairie View		3 1	
												302	H	Prairie View		3 0		315	A	Chicago St.		3 0	
												315	H	Chicago St.		3 0							
LAST 10 GAMES																							
						267	A	Tex.-Pan American		3 0		138	H	Utah Valley		2 3							
						154	H	Stephen F. Austin		3 1		315	A	Chicago St.		3 0							
						301	H	New Orleans		3 0		283	A	NJIT		3 1							
						315	H	Chicago St.		3 0		301	A	New Orleans		3 0							
						105	A	Sam Houston St.		0 3		121	A	UTSA		0 3							

Non-Div. I Games: Jarvis Christian 3 0

Houston Baptist

Average RPI Win:	217	WON-LOST RECORD	WINNING PCT. RANK	LAST 10 GAMES		STRENGTH OF SCHEDULE	OPP. STRENGTH OF SCHEDULE	TEAM RPI	ADJ RPI	CONF. RPI	ADJ CONF. RPI						
DIV. I ONLY		16- 9	.64	92	7- 3	270	181	159	.4902	163	24	24					
DIV. I NON-CONF.		8- 7	.53333	153	0- 1	260	118	189	.47343	188	23	23					
<hr/>																	
TOTALS	RPI 1-25		RPI 26-50		W-L RECORDS		RPI 51-100		RPI 101-150		RPI 150+						
16- 9	0- 0		0- 0		OVERALL		0- 3		4- 3		12- 3						
5- 1	0- 0		0- 0		HOME		0- 0		0- 1		5- 0						
4- 6	0- 0		0- 0		AWAY		0- 2		1- 1		3- 3						
7- 2	0- 0		0- 0		NEUTRAL		0- 1		3- 1		4- 0						
8- 7	0- 0		0- 0		NON-CONFERENCE		0- 2		4- 3		4- 2						
0- 1	0- 0		0- 0		HOME		0- 0		0- 1		0- 0						
1- 4	0- 0		0- 0		AWAY		0- 1		1- 1		0- 2						
7- 2	0- 0		0- 0		NEUTRAL		0- 1		3- 1		4- 0						
8- 2	0- 0		0- 0		CONFERENCE		0- 1		0- 0		8- 1						
5- 0	0- 0		0- 0		HOME		0- 0		0- 0		5- 0						
3- 2	0- 0		0- 0		AWAY		0- 1		0- 0		3- 1						
0- 0	0- 0		0- 0		NEUTRAL		0- 0		0- 0		0- 0						
RPI	S	Opponent	Score	RPI	S	Opponent	Score	RPI	S	Opponent	Score	RPI	S	Opponent	Score		
						77 A	Southern Ill.	2		3				108 N	South Fla.	3	2
						85 A	Morehead St.	0		3				111 H	Arkansas St.	2	3
						89 N	Western Mich.	0		3				112 A	Iowa	3	2
														131 N	Valparaiso	3	1
														135 N	UC Davis	3	0
														147 A	Saint Louis	1	3
														148 N	South Dakota St.	0	3
														169 A	Butler	2	3
														191 N	Kent St.	3	0
														201 A	Milwaukee	0	3
														209 N	Evansville	3	0
														216 A	Jacksonville St.	3	0
														217 H	Belmont	3	2
														218 H	Austin Peay	3	1
														227 H	Tennessee St.	3	2
														242 A	Eastern Ky.	2	3
														251 A	Eastern Ill.	3	1
														265 A	SIU Edwardsville	3	1
														266 H	UT Martin	3	1
														298 H	Murray St.	3	0
														314 N	East Carolina	3	0
														315 N	Chicago St.	3	0
						LAST 10 GAMES											
						242 A	Eastern Ky.	2		3				218 H	Austin Peay	3	1
						85 A	Morehead St.	0		3				111 H	Arkansas St.	2	3
						227 H	Tennessee St.	3		2				216 A	Jacksonville St.	3	0
						217 H	Belmont	3		2				266 H	UT Martin	3	1
						298 H	Murray St.	3		0				265 A	SIU Edwardsville	3	1

Non-Div. I Games:

Southeast Mo. St.

Average RPI Win:		202	WON-LOST		WINNING		LAST 10		STRENGTH OF		OPP. STRENGTH		TEAM		ADJ		CONF.		ADJ CONF.	
Average RPI Loss:		90	RECORD		PCT. RANK		GAMES		SCHEDULE		OF SCHEDULE		RPI		RPI		RPI		RPI	
DIV. I ONLY			8- 14		.36364 236		3- 7		80		116		162		.4894 164		7 7			
DIV. I NON-CONF.			6- 8		.42857 200		1- 1		88		148		141		.49895 145		8 8			
TOTALS		RPI 1-25		RPI 26-50		W-L RECORDS		RPI 51-100		RPI 101-150		RPI 150+								
8- 14		0- 2		0- 1		OVERALL		1- 6		1- 2		6- 3								
5- 4		0- 0		0- 0		HOME		1- 3		0- 1		4- 0								
0- 6		0- 0		0- 1		AWAY		0- 3		0- 1		0- 1								
3- 4		0- 2		0- 0		NEUTRAL		0- 0		1- 0		2- 2								
6- 8		0- 2		0- 0		NON-CONFERENCE		0- 3		1- 1		5- 2								
3- 2		0- 0		0- 0		HOME		0- 1		0- 1		3- 0								
0- 2		0- 0		0- 0		AWAY		0- 2		0- 0		0- 0								
3- 4		0- 2		0- 0		NEUTRAL		0- 0		1- 0		2- 2								
2- 6		0- 0		0- 1		CONFERENCE		1- 3		0- 1		1- 1								
2- 2		0- 0		0- 0		HOME		1- 2		0- 0		1- 0								
0- 4		0- 0		0- 1		AWAY		0- 1		0- 1		0- 1								
0- 0		0- 0		0- 0		NEUTRAL		0- 0		0- 0		0- 0								
RPI S	Opponent		Score		RPI S	Opponent		Score		RPI S	Opponent		Score		RPI S	Opponent		Score		
15 N	BYU		0	3	39 A	Colorado St.		0	3	66 H	Fresno St.		3 1	102 A	Wyoming		0	3		
21 N	Oklahoma		0	3						69 A	New Mexico		0 3	111 N	Arkansas St.		3	1		
										71 H	San Diego St.		2 3	125 H	Washington St.		1	3		
										76 H	UNLV		1 3	155 N	Army		1	3		
										81 H	Colorado		2 3	157 N	North Dakota St.		1	3		
										83 A	Northern Colo.		1 3	161 H	Denver		3	2		
										96 A	Rice		0 3	172 A	Boise St.		0	3		
														184 H	CSU Bakersfield		3	0		
														221 H	Nevada		3	1		
														268 N	Navy		3	2		
														296 H	Norfolk St.		3	0		
														305 N	Citadel		3	0		
LAST 10 GAMES																				
	39 A Colorado St.		0	3		172 A Boise St.		0	3		161 H Denver		3 2		66 H Fresno St.		3 1			
	102 A Wyoming		0	3		76 H UNLV		1	3		125 H Washington St.		1 3		221 H Nevada		3 1			
	71 H San Diego St.		2	3		69 A New Mexico		0	3						268 N Navy		3 2			
	221 H Nevada		3	1											296 H Norfolk St.		3 0			
	69 A New Mexico		0	3											305 N Citadel		3 0			

Non-Div. I Games:

Air Force

Average RPI Win: 254		WON-LOST	WINNING	LAST 10	STRENGTH OF		OPP. STRENGTH	TEAM	ADJ	CONF.	ADJ CONF.				
Average RPI Loss: 165		RECORD	PCT. RANK	GAMES	SCHEDULE		OF SCHEDULE	RPI	RPI	RPI	RPI				
DIV. I ONLY		19- 5	.79167	30	7- 3		317	256	168	.48694	165	21	22		
DIV. I NON-CONF.		12- 1	.92308	11	0- 0		327	291	179	.48044	175	24	24		

TOTALS		RPI 1-25		RPI 26-50		W-L RECORDS		RPI 51-100		RPI 101-150		RPI 150+			
19- 5		0- 0		0- 0		OVERALL		1- 0		0- 2		18- 3			
3- 2		0- 0		0- 0		HOME		0- 0		0- 2		3- 0			
9- 2		0- 0		0- 0		AWAY		1- 0		0- 0		8- 2			
7- 1		0- 0		0- 0		NEUTRAL		0- 0		0- 0		7- 1			
12- 1		0- 0		0- 0		NON-CONFERENCE		1- 0		0- 0		11- 1			
0- 0		0- 0		0- 0		HOME		0- 0		0- 0		0- 0			
5- 0		0- 0		0- 0		AWAY		1- 0		0- 0		4- 0			
7- 1		0- 0		0- 0		NEUTRAL		0- 0		0- 0		7- 1			
7- 4		0- 0		0- 0		CONFERENCE		0- 0		0- 2		7- 2			
3- 2		0- 0		0- 0		HOME		0- 0		0- 2		3- 0			
4- 2		0- 0		0- 0		AWAY		0- 0		0- 0		4- 2			
0- 0		0- 0		0- 0		NEUTRAL		0- 0		0- 0		0- 0			
RPI	S	Opponent	Score	RPI	S	Opponent	Score	RPI	S	Opponent	Score	RPI	S	Opponent	Score
								85	A	Morehead St.	3 1	120	H	Fla. Gulf Coast	1 3
												126	H	Lipscomb	2 3
												151	A	East Tenn. St.	2 3
												168	N	Akron	3 1
												181	A	North Florida	1 3
												181	H	North Florida	3 1
												186	A	Kennesaw St.	3 0
												209	N	Evansville	3 1
												233	A	Mercer	3 0
												238	A	Harvard	3 0
												248	A	Jacksonville	3 2
												248	H	Jacksonville	3 1
												249	N	Manhattan	2 3
												250	A	Western Caro.	3 1
												257	A	USC Upstate	3 1
												295	N	Alabama A&M	3 0
												297	A	Wright St.	3 0
												310	A	Bryant	3 0
												316	H	Stetson	3 0
												319	N	Holy Cross	3 0
												326	N	Saint Peter's	3 0
												327	N	Providence	3 0
												328	N	N.C. A&T	3 1
LAST 10 GAMES															
												181	A	North Florida	1 3
												248	A	Jacksonville	3 2
												120	H	Fla. Gulf Coast	1 3
												316	H	Stetson	3 0
												257	A	USC Upstate	3 1
												151	A	East Tenn. St.	2 3
												186	A	Kennesaw St.	3 0
												233	A	Mercer	3 0
												248	H	Jacksonville	3 1
												181	H	North Florida	3 1

Non-Div. I Games:

Northern Ky.

Average RPI Win:	234	WON-LOST	WINNING	LAST 10	STRENGTH OF	OPP. STRENGTH	TEAM	ADJ	CONF.	ADJ CONF.	
Average RPI Loss:	105	RECORD	PCT. RANK	GAMES	SCHEDULE	OF SCHEDULE	RPI	RPI	RPI	RPI	
DIV. I ONLY	13- 11	.54167	148	6- 4	226	159	176	.48694	165	15	15
DIV. I NON-CONF.	7- 7	.5	158	0- 0	248	165	215	.46704	198	15	15
<hr/>											
TOTALS	RPI 1-25	RPI 26-50		W-L RECORDS		RPI 51-100		RPI 101-150		RPI 150+	
13- 11	0- 0	0- 1		OVERALL		0- 4		1- 5		12- 1	
6- 0	0- 0	0- 0		HOME		0- 0		1- 0		5- 0	
3- 6	0- 0	0- 1		AWAY		0- 1		0- 3		3- 1	
4- 5	0- 0	0- 0		NEUTRAL		0- 3		0- 2		4- 0	
<hr/>											
7- 7	0- 0	0- 0		NON-CONFERENCE		0- 4		0- 3		7- 0	
1- 0	0- 0	0- 0		HOME		0- 0		0- 0		1- 0	
2- 2	0- 0	0- 0		AWAY		0- 1		0- 1		2- 0	
4- 5	0- 0	0- 0		NEUTRAL		0- 3		0- 2		4- 0	
<hr/>											
6- 4	0- 0	0- 1		CONFERENCE		0- 0		1- 2		5- 1	
5- 0	0- 0	0- 0		HOME		0- 0		1- 0		4- 0	
1- 4	0- 0	0- 1		AWAY		0- 0		0- 2		1- 1	
0- 0	0- 0	0- 0		NEUTRAL		0- 0		0- 0		0- 0	
<hr/>											
RPI S	Opponent	Score	RPI S	Opponent	Score	RPI S	Opponent	Score	RPI S	Opponent	Score
			30 A	Western Ky.	0 3	52 N	Wisconsin	1 3	111 A	Arkansas St.	0 3
						74 N	Central Ark.	1 3	115 N	Samford	1 3
						77 N	Southern Ill.	1 3	128 H	North Texas	3 1
						88 A	Ga. Southern	1 3	131 N	Valparaiso	1 3
									147 A	Saint Louis	0 3
									150 A	Troy	1 3
									175 A	UALR	1 3
									178 H	FIU	3 0
									182 A	Middle Tenn.	3 2
									190 H	Nicholls St.	3 0
									196 H	La.-Lafayette	3 1
									233 N	Mercer	3 1
									245 A	Georgia St.	3 2
									248 N	Jacksonville	3 0
									253 H	La.-Monroe	3 2
									278 A	Southern Miss.	3 0
									281 H	Fla. Atlantic	3 0
									307 N	Louisiana Tech	3 1
									325 N	Savannah St.	3 0
<hr/>											
LAST 10 GAMES											
	196 H	La.-Lafayette	3	1	175 A	UALR	1	3			
	150 A	Troy	1	3	178 H	FIU	3	0			
	128 H	North Texas	3	1	281 H	Fla. Atlantic	3	0			
	253 H	La.-Monroe	3	2	30 A	Western Ky.	0	3			
	111 A	Arkansas St.	0	3	182 A	Middle Tenn.	3	2			

Non-Div. I Games:

South Ala.

Average RPI Win: 247		WON-LOST	WINNING	LAST 10	STRENGTH OF		OPP. STRENGTH	TEAM	ADJ	CONF.	ADJ CONF.
Average RPI Loss: 146		RECORD	PCT. RANK	GAMES	SCHEDULE		OF SCHEDULE	RPI	RPI	RPI	RPI
DIV. I ONLY		15- 8	.65217	84	6- 4		271	216	163	.4865	167
DIV. I NON-CONF.		9- 4	.69231	80	1- 0		277	255	155	.48921	160
TOTALS		RPI 1-25	RPI 26-50		W-L RECORDS		RPI 51-100		RPI 101-150		RPI 150+
15- 8	0- 0	0- 1		OVERALL		1- 2		0- 1		14- 4	
7- 1	0- 0	0- 1		HOME		1- 0		0- 0		6- 0	
3- 5	0- 0	0- 0		AWAY		0- 2		0- 1		3- 2	
5- 2	0- 0	0- 0		NEUTRAL		0- 0		0- 0		5- 2	
9- 4	0- 0	0- 0		NON-CONFERENCE		0- 1		0- 0		9- 3	
4- 0	0- 0	0- 0		HOME		0- 0		0- 0		4- 0	
1- 2	0- 0	0- 0		AWAY		0- 1		0- 0		1- 1	
4- 2	0- 0	0- 0		NEUTRAL		0- 0		0- 0		4- 2	
6- 4	0- 0	0- 1		CONFERENCE		1- 1		0- 1		5- 1	
3- 1	0- 0	0- 1		HOME		1- 0		0- 0		2- 0	
2- 3	0- 0	0- 0		AWAY		0- 1		0- 1		2- 1	
1- 0	0- 0	0- 0		NEUTRAL		0- 0		0- 0		1- 0	
RPI S	Opponent	Score	RPI S	Opponent	Score	RPI S	Opponent	Score	RPI S	Opponent	Score
			38 H Dayton	0	3	82 A South Carolina	0	3	146 A George Washington	2	3
						95 H Xavier	3	2	151 N East Tenn. St.	0	3
						100 A Duquesne	0	3	168 N Akron	3	0
									185 A Penn	3	1
									204 N Villanova	2	3
									224 A Miami (OH)	1	3
									225 A Rhode Island	2	3
									225 H Rhode Island	3	0
									255 H Central Conn. St.	3	1
									260 H Cornell	3	0
									262 A Fordham	3	2
									262 H Fordham	3	0
									268 H Navy	3	0
									273 N UNC Asheville	3	0
									283 H NJIT	3	0
									286 N Indiana St.	3	1
									287 A La Salle	3	0
									287 N La Salle	3	0
									315 N Chicago St.	3	0
LAST 10 GAMES											
			225 A Rhode Island	2	3	38 H Dayton	0	3			
			262 A Fordham	3	2	95 H Xavier	3	2			
			146 A George Washington	2	3	262 H Fordham	3	0			
			100 A Duquesne	0	3	225 H Rhode Island	3	0			
			287 A La Salle	3	0	260 H Cornell	3	0			

Non-Div. I Games:

Temple

Average RPI Win: 237		WON-LOST RECORD	WINNING PCT. RANK		LAST 10 GAMES		STRENGTH OF SCHEDULE		OPP. STRENGTH OF SCHEDULE		TEAM RPI	ADJ RPI		CONF. RPI	ADJ CONF. RPI
Average RPI Loss: 116			12- 10	.54545 143	5- 5	206	201	170	.4861 168	11	11				
DIV. I ONLY															
DIV. I NON-CONF.		7- 5	.58333 131	0- 0	239	292	184	.47329 189	11	11					
TOTALS		RPI 1-25		RPI 26-50		W-L RECORDS		RPI 51-100		RPI 101-150		RPI 150+			
12- 10	0- 0			0- 0	OVERALL		0- 4		2- 3		10- 3				
8- 2	0- 0			0- 0	HOME		0- 1		2- 1		6- 0				
2- 5	0- 0			0- 0	AWAY		0- 3		0- 2		2- 0				
2- 3	0- 0			0- 0	NEUTRAL		0- 0		0- 0		2- 3				
7- 5	0- 0			0- 0	NON-CONFERENCE		0- 1		0- 1		7- 3				
4- 1	0- 0			0- 0	HOME		0- 0		0- 1		4- 0				
1- 1	0- 0			0- 0	AWAY		0- 1		0- 0		1- 0				
2- 3	0- 0			0- 0	NEUTRAL		0- 0		0- 0		2- 3				
5- 5	0- 0			0- 0	CONFERENCE		0- 3		2- 2		3- 0				
4- 1	0- 0			0- 0	HOME		0- 1		2- 0		2- 0				
1- 4	0- 0			0- 0	AWAY		0- 2		0- 2		1- 0				
0- 0	0- 0			0- 0	NEUTRAL		0- 0		0- 0		0- 0				
RPI S	Opponent	Score	RPI S	Opponent	Score	RPI S	Opponent	Score	RPI S	Opponent	Score				
						57 H	Bowling Green	0 3	106 H	Eastern Mich.	3 1				
						58 A	Ohio	0 3	117 H	Central Mich.	3 1				
						82 A	South Carolina	0 3	123 A	Ball St.	1 3				
						89 A	Western Mich.	1 3	130 A	Northern Ill.	2 3				
									137 H	Montana St.	1 3				
									151 N	East Tenn. St.	1 3				
									165 N	Northern Ky.	1 3				
									167 N	Temple	0 3				
									191 A	Kent St.	3 0				
									207 H	Youngstown St.	3 1				
									224 H	Miami (OH)	3 2				
									235 H	Buffalo	3 0				
									265 H	SIU Edwardsville	3 0				
									269 H	Binghamton	3 2				
									273 N	UNC Asheville	3 1				
									310 A	Bryant	3 0				
									319 N	Holy Cross	3 0				
									322 H	Quinnipiac	3 0				
			LAST 10 GAMES												
			117 H	Central Mich.	3 1	58 A	Ohio	0 3							
			106 H	Eastern Mich.	3 1	224 H	Miami (OH)	3 2							
			130 A	Northern Ill.	2 3	57 H	Bowling Green	0 3							
			89 A	Western Mich.	1 3	123 A	Ball St.	1 3							
			191 A	Kent St.	3 0	235 H	Buffalo	3 0							

Non-Div. I Games:

Akron

Average RPI Win: 209		WON-LOST	WINNING	LAST 10	STRENGTH OF		OPP. STRENGTH	TEAM	ADJ	CONF.	ADJ CONF.
Average RPI Loss: 115		RECORD	PCT. RANK	GAMES	SCHEDULE		OF SCHEDULE	RPI	RPI	RPI	RPI
DIV. I ONLY		12- 11	.52174	157	3- 7		211	145	174	.48592	169
DIV. I NON-CONF.		10- 4	.71429	73	1- 0		306	179	162	.48783	163
TOTALS		RPI 1-25	RPI 26-50		W-L RECORDS		RPI 51-100		RPI 101-150		RPI 150+
12- 11	0- 0	0- 2		OVERALL		0- 4		3- 3		9- 2	
5- 5	0- 0	0- 1		HOME		0- 2		2- 1		3- 1	
4- 5	0- 0	0- 1		AWAY		0- 2		1- 2		3- 0	
3- 1	0- 0	0- 0		NEUTRAL		0- 0		0- 0		3- 1	
10- 4	0- 0	0- 0		NON-CONFERENCE		0- 0		2- 2		8- 2	
4- 2	0- 0	0- 0		HOME		0- 0		1- 1		3- 1	
3- 1	0- 0	0- 0		AWAY		0- 0		1- 1		2- 0	
3- 1	0- 0	0- 0		NEUTRAL		0- 0		0- 0		3- 1	
2- 7	0- 0	0- 2		CONFERENCE		0- 4		1- 1		1- 0	
1- 3	0- 0	0- 1		HOME		0- 2		1- 0		0- 0	
1- 4	0- 0	0- 1		AWAY		0- 2		0- 1		1- 0	
0- 0	0- 0	0- 0		NEUTRAL		0- 0		0- 0		0- 0	
RPI S	Opponent	Score	RPI S	Opponent	Score	RPI S	Opponent	Score	RPI S	Opponent	Score
			38 A Dayton	1	3	60 A VCU	0	3	103 H Indiana	3	1
			38 H Dayton	1	3	95 A Xavier	0	3	119 A IUPUI	3	2
						95 H Xavier	0	3	122 A Pittsburgh	0	3
						100 H Duquesne	1	3	135 H UC Davis	0	3
									146 H George Washington	3	0
									147 A Saint Louis	1	3
									154 H Stephen F. Austin	0	3
									163 H Southeast Mo. St.	3	2
									191 H Kent St.	3	0
									214 H Western Ill.	3	1
									229 A Charlotte	3	1
									232 A DePaul	3	2
									244 N Coastal Caro.	3	2
									251 N Eastern Ill.	3	0
									286 N Indiana St.	1	3
									297 A Wright St.	3	0
									321 N Howard	3	0
LAST 10 GAMES											
			38 H Dayton	1	3	100 H Duquesne	1	3			
			95 H Xavier	0	3	146 H George Washington	3	0			
			60 A VCU	0	3	95 A Xavier	0	3			
			229 A Charlotte	3	1	38 A Dayton	1	3			
			147 A Saint Louis	1	3	191 H Kent St.	3	0			

Non-Div. I Games:

Butler

Average RPI Win: 242		WON-LOST RECORD		WINNING PCT. RANK		LAST 10 GAMES		STRENGTH OF SCHEDULE		OPP. STRENGTH OF SCHEDULE		TEAM RPI		ADJ RPI		CONF. RPI		ADJ CONF. RPI	
DIV. I ONLY		16- 8		.66667 71		6- 4		263		254		158		.48583 170		26		26	
DIV. I NON-CONF.		11- 5		.6875 87		1- 1		242		209		135		.50737 137		27		27	
TOTALS		RPI 1-25		RPI 26-50		W-L RECORDS		RPI 51-100		RPI 101-150		RPI 150+							
16- 8		0- 0		1- 0		OVERALL		0- 3		0- 1		15- 4							
6- 2		0- 0		1- 0		HOME		0- 1		0- 0		5- 1							
6- 4		0- 0		0- 0		AWAY		0- 1		0- 1		6- 2							
4- 2		0- 0		0- 0		NEUTRAL		0- 1		0- 0		4- 1							
11- 5		0- 0		1- 0		NON-CONFERENCE		0- 3		0- 0		10- 2							
4- 1		0- 0		1- 0		HOME		0- 1		0- 0		3- 0							
3- 2		0- 0		0- 0		AWAY		0- 1		0- 0		3- 1							
4- 2		0- 0		0- 0		NEUTRAL		0- 1		0- 0		4- 1							
5- 3		0- 0		0- 0		CONFERENCE		0- 0		0- 1		5- 2							
2- 1		0- 0		0- 0		HOME		0- 0		0- 0		2- 1							
3- 2		0- 0		0- 0		AWAY		0- 0		0- 1		3- 1							
0- 0		0- 0		0- 0		NEUTRAL		0- 0		0- 0		0- 0							
RPI S	Opponent	Score		RPI S	Opponent	Score		RPI S	Opponent	Score		RPI S	Opponent	Score					
				50 H	Virginia Tech	3	1	53 H	Loyola Marymount	1	3	141 A	Liberty	0	3				
								65 A	Auburn	0	3	152 H	Wake Forest	3	2				
								88 N	Ga. Southern	1	3	159 N	LIU Brooklyn	3	2				
												177 N	Green Bay	0	3				
												212 H	UNC Greensboro	3	2				
												213 A	Presbyterian	3	2				
												216 N	Jacksonville St.	3	2				
												228 A	Elon	3	1				
												240 A	Davidson	3	0				
												243 A	UNC Wilmington	0	3				
												244 H	Coastal Caro.	2	3				
												254 A	Winthrop	2	3				
												270 H	George Mason	3	2				
												279 A	Radford	3	1				
												285 H	Charleston So.	3	0				
												308 A	Campbell	3	1				
												308 H	Campbell	3	1				
												311 N	Delaware St.	3	0				
												312 N	N.C. Central	3	0				
												328 A	N.C. A&T	3	1				
				LAST 10 GAMES															
				308 H	Campbell	3	1	285 H	Charleston So.	3	0								
				213 A	Presbyterian	3	2	244 H	Coastal Caro.	2	3								
				254 A	Winthrop	2	3	328 A	N.C. A&T	3	1								
				141 A	Liberty	0	3	308 A	Campbell	3	1								
				279 A	Radford	3	1	177 N	Green Bay	0	3								

Non-Div. I Games:

High Point

Average RPI Win:	253	WON-LOST RECORD	WINNING PCT. RANK	LAST 10 GAMES	STRENGTH OF SCHEDULE	OPP. STRENGTH OF SCHEDULE	TEAM RPI	ADJ RPI	CONF. RPI	ADJ CONF. RPI	
Average RPI Loss:	96										
DIV. I ONLY		11- 11	.5 162	5- 5	204	165	185	.48359 171	19	19	
DIV. I NON-CONF.		7- 8	.46667 177	1- 2	198	162	194	.4787 177	18	18	
<hr/>											
TOTALS	RPI 1-25	RPI 26-50		W-L RECORDS	RPI 51-100		RPI 101-150		RPI 150+		
11- 11	0- 1	0- 0		OVERALL	0- 6		0- 3		11- 1		
5- 4	0- 1	0- 0		HOME	0- 2		0- 1		5- 0		
2- 5	0- 0	0- 0		AWAY	0- 2		0- 2		2- 1		
4- 2	0- 0	0- 0		NEUTRAL	0- 2		0- 0		4- 0		
<hr/>											
7- 8	0- 1	0- 0		NON-CONFERENCE	0- 4		0- 3		7- 0		
2- 3	0- 1	0- 0		HOME	0- 1		0- 1		2- 0		
1- 3	0- 0	0- 0		AWAY	0- 1		0- 2		1- 0		
4- 2	0- 0	0- 0		NEUTRAL	0- 2		0- 0		4- 0		
<hr/>											
4- 3	0- 0	0- 0		CONFERENCE	0- 2		0- 0		4- 1		
3- 1	0- 0	0- 0		HOME	0- 1		0- 0		3- 0		
1- 2	0- 0	0- 0		AWAY	0- 1		0- 0		1- 1		
0- 0	0- 0	0- 0		NEUTRAL	0- 0		0- 0		0- 0		
<hr/>											
RPI S	Opponent	Score	RPI S	Opponent	Score	RPI S	Opponent	Score	RPI S	Opponent	Score
9 H	Minnesota	1 3				52 N	Wisconsin	0 3	108 A	South Fla.	1 3
						64 N	Cal St. Northridge	0 3	141 A	Liberty	0 3
						73 A	Long Beach St.	0 3	142 H	Virginia	2 3
						79 H	Towson	2 3	158 H	Delaware	3 0
						93 H	Seton Hall	1 3	178 N	FIU	3 1
						97 A	Northeastern	0 3	200 A	Hofstra	1 3
									239 A	UMBC	3 1
									245 A	Georgia St.	3 0
									245 H	Georgia St.	3 0
									261 H	Appalachian St.	3 0
									270 H	George Mason	3 1
									275 N	Robert Morris	3 0
									279 H	Radford	3 0
									317 N	Bethune-Cookman	3 0
									321 N	Howard	3 1
<hr/>											
LAST 10 GAMES											
						245 A	Georgia St.	3 0	200 A	Hofstra	1 3
						142 H	Virginia	2 3	270 H	George Mason	3 1
						79 H	Towson	2 3	141 A	Liberty	0 3
						158 H	Delaware	3 0	245 H	Georgia St.	3 0
						97 A	Northeastern	0 3	178 N	FIU	3 1

Non-Div. I Games:

James Madison

Average RPI Win: 230		WON-LOST	WINNING	LAST 10	STRENGTH OF	OPP. STRENGTH	TEAM	ADJ	CONF.	ADJ CONF.	
Average RPI Loss: 63		RECORD	PCT. RANK	GAMES	SCHEDULE	OF SCHEDULE	RPI	RPI	RPI	RPI	
DIV. I ONLY		4- 16	.2 297	0- 10	52	47	188	.4795 173	4	4	
DIV. I NON-CONF.		4- 5	.44444 195	0- 0	100	160	143	.503 140	4	4	
<hr/>											
TOTALS		RPI 1-25	RPI 26-50		W-L RECORDS		RPI 51-100		RPI 101-150		RPI 150+
4- 16		0- 4	0- 3		OVERALL		0- 6		1- 2		3- 1
2- 7		0- 2	0- 0		HOME		0- 4		0- 0		2- 1
1- 6		0- 2	0- 2		AWAY		0- 2		0- 0		1- 0
1- 3		0- 0	0- 1		NEUTRAL		0- 0		1- 2		0- 0
4- 5		0- 1	0- 1		NON-CONFERENCE		0- 0		1- 2		3- 1
2- 1		0- 0	0- 0		HOME		0- 0		0- 0		2- 1
1- 1		0- 1	0- 0		AWAY		0- 0		0- 0		1- 0
1- 3		0- 0	0- 1		NEUTRAL		0- 0		1- 2		0- 0
0- 11		0- 3	0- 2		CONFERENCE		0- 6		0- 0		0- 0
0- 6		0- 2	0- 0		HOME		0- 4		0- 0		0- 0
0- 5		0- 1	0- 2		AWAY		0- 2		0- 0		0- 0
0- 0		0- 0	0- 0		NEUTRAL		0- 0		0- 0		0- 0
RPI S	Opponent	Score	RPI S	Opponent	Score	RPI S	Opponent	Score	RPI S	Opponent	Score
10 H	Florida	0 3	27 A	Texas A&M	0 3	51 H	Georgia	1 3	101 N	Boston College	1 3
14 A	Southern California	0 3	46 N	UNI	0 3	65 A	Auburn	0 3	105 N	Sam Houston St.	3 0
20 A	Kentucky	0 3	48 A	Missouri	0 3	65 H	Auburn	0 3	122 N	Pittsburgh	1 3
25 H	Arkansas	0 3				70 H	LSU	2 3	186 H	Kennesaw St.	2 3
						78 A	Ole Miss	1 3	253 H	La.-Monroe	3 1
						82 H	South Carolina	0 3	277 H	Jackson St.	3 0
									284 A	Tulane	3 2
<hr/>											
LAST 10 GAMES											
25 H Arkansas			0 3	65 A Auburn			0 3				
82 H South Carolina			0 3	10 H Florida			0 3				
48 A Missouri			0 3	70 H LSU			2 3				
20 A Kentucky			0 3	78 A Ole Miss			1 3				
27 A Texas A&M			0 3	51 H Georgia			1 3				

Non-Div. I Games:

Mississippi St.

Average RPI Win:		232	WON-LOST RECORD		WINNING PCT. RANK		LAST 10 GAMES		STRENGTH OF SCHEDULE		OPP. STRENGTH OF SCHEDULE		TEAM RPI		ADJ RPI		CONF. RPI		ADJ CONF. RPI				
Average RPI Loss:		109																					
DIV. I ONLY			15- 11		.57692 127		8- 2		259		140		177		.47941 174		22		21				
DIV. I NON-CONF.			8- 8		.5 158		2- 0		193		77		159		.49003 159		17		17				
TOTALS		RPI 1-25		RPI 26-50		W-L RECORDS		RPI 51-100		RPI 101-150		RPI 150+											
15- 11		0- 1		0- 1		OVERALL		0- 5		2- 1		13- 3											
7- 1		0- 0		0- 0		HOME		0- 1		0- 0		7- 0											
3- 6		0- 1		0- 1		AWAY		0- 1		1- 0		2- 3											
5- 4		0- 0		0- 0		NEUTRAL		0- 3		1- 1		4- 0											
8- 8		0- 1		0- 1		NON-CONFERENCE		0- 4		1- 1		7- 1											
3- 0		0- 0		0- 0		HOME		0- 0		0- 0		3- 0											
0- 4		0- 1		0- 1		AWAY		0- 1		0- 0		0- 1											
5- 4		0- 0		0- 0		NEUTRAL		0- 3		1- 1		4- 0											
7- 3		0- 0		0- 0		CONFERENCE		0- 1		1- 0		6- 2											
4- 1		0- 0		0- 0		HOME		0- 1		0- 0		4- 0											
3- 2		0- 0		0- 0		AWAY		0- 0		1- 0		2- 2											
0- 0		0- 0		0- 0		NEUTRAL		0- 0		0- 0		0- 0											
RPI	S	Opponent		Score		RPI	S	Opponent		Score		RPI	S	Opponent		Score							
23	A	Purdue		0 3		40	A	Notre Dame		1 3		57	N	Bowling Green		1 3		121	N	UTSA		2 3	
												67	N	Clemson		0 3		135	N	UC Davis		3 1	
												82	A	South Carolina		1 3		140	A	Marshall		3 2	
												92	N	Furman		2 3		153	A	UTEP		0 3	
												96	H	Rice		2 3		182	A	Middle Tenn.		0 3	
																		182	H	Middle Tenn.		3 1	
																		216	N	Jacksonville St.		3 0	
																		222	H	UCF		3 2	
																		223	H	Houston		3 2	
																		235	N	Buffalo		3 0	
																		242	N	Eastern Ky.		3 0	
																		245	H	Georgia St.		3 1	
																		247	A	Memphis		3 2	
																		247	H	Memphis		3 1	
																		254	N	Winthrop		3 0	
																		278	H	Southern Miss.		3 0	
																		284	A	Tulane		2 3	
																		295	H	Alabama A&M		3 0	
																		314	A	East Carolina		3 0	
						LAST 10 GAMES																	
						314	A	East Carolina		3 0		295	H	Alabama A&M		3 0							
						140	A	Marshall		3 2		247	H	Memphis		3 1							
						182	H	Middle Tenn.		3 1		247	A	Memphis		3 2							
						222	H	UCF		3 2		284	A	Tulane		2 3							
						278	H	Southern Miss.		3 0		153	A	UTEP		0 3							

Non-Div. I Games:

UAB

SMU				Through Games Of Sunday, Oct. 21, 2012											
Average RPI Win:		225	WON-LOST	WINNING	LAST 10	STRENGTH OF	OPP. STRENGTH	TEAM	ADJ	CONF.	ADJ CONF.				
Average RPI Loss:		95	RECORD	PCT. RANK	GAMES	SCHEDULE	OF SCHEDULE	RPI	RPI	RPI	RPI				
DIV. I ONLY			8- 14	.36364	236	5- 5	112	141	187	.47843	176	22	21		
DIV. I NON-CONF.			3- 9	.25	269	0- 0	43	84	156	.49786	147	17	17		
TOTALS		RPI 1-25	RPI 26-50		W-L RECORDS		RPI 51-100		RPI 101-150		RPI 150+				
8- 14	0- 1	0- 2		OVERALL		1- 6		0- 3		7- 2					
3- 5	0- 0	0- 1		HOME		0- 2		0- 2		3- 0					
2- 6	0- 1	0- 1		AWAY		0- 3		0- 0		2- 1					
3- 3	0- 0	0- 0		NEUTRAL		1- 1		0- 1		2- 1					
3- 9	0- 1	0- 2		NON-CONFERENCE		1- 3		0- 2		2- 1					
0- 3	0- 0	0- 1		HOME		0- 1		0- 1		0- 0					
0- 3	0- 1	0- 1		AWAY		0- 1		0- 0		0- 0					
3- 3	0- 0	0- 0		NEUTRAL		1- 1		0- 1		2- 1					
5- 5	0- 0	0- 0		CONFERENCE		0- 3		0- 1		5- 1					
3- 2	0- 0	0- 0		HOME		0- 1		0- 1		3- 0					
2- 3	0- 0	0- 0		AWAY		0- 2		0- 0		2- 1					
0- 0	0- 0	0- 0		NEUTRAL		0- 0		0- 0		0- 0					
RPI S	Opponent	Score		RPI S	Opponent	Score		RPI S	Opponent	Score		RPI S	Opponent	Score	
21 A	Oklahoma	0	3	36 H	Wichita St.	2	3	62 A	Tulsa	1	3	140 H	Marshall	2	3
				49 A	Georgia Tech	2	3	62 H	Tulsa	0	3	143 N	Cal St. Fullerton	0	3
								63 A	TCU	0	3	144 H	Texas St.	0	3
								65 H	Auburn	0	3	153 H	UTEP	3	1
								69 N	New Mexico	0	3	155 N	Army	1	3
								91 N	A&M-Corpus Christi	3	0	175 N	UALR	3	2
								96 A	Rice	2	3	222 A	UCF	3	1
												223 A	Houston	0	3
												278 A	Southern Miss.	3	0
												284 H	Tulane	3	2
												285 N	Charleston So.	3	0
												314 H	East Carolina	3	0
				LAST 10 GAMES											
				62 H	Tulsa	0	3	223 A	Houston	0	3				
				153 H	UTEP	3	1	96 A	Rice	2	3				
				284 H	Tulane	3	2	140 H	Marshall	2	3				
				278 A	Southern Miss.	3	0	314 H	East Carolina	3	0				
				222 A	UCF	3	1	62 A	Tulsa	1	3				

Non-Div. I Games:

SMU

Average RPI Win:	233	WON-LOST	WINNING	LAST 10	STRENGTH OF	OPP. STRENGTH	TEAM	ADJ	CONF.	ADJ CONF.	
Average RPI Loss:	132	RECORD	PCT. RANK	GAMES	SCHEDULE	OF SCHEDULE	RPI	RPI	RPI	RPI	
DIV. I ONLY	12- 11	.52174	157	5- 5	197	210	179	.47681	177	17	18
DIV. I NON-CONF.	9- 5	.64286	99	2- 0	249	203	146	.49705	148	20	20
<hr/>											
TOTALS	RPI 1-25	RPI 26-50		W-L RECORDS	RPI 51-100		RPI 101-150		RPI 150+		
12- 11	0- 0	0- 0		OVERALL	0- 3		0- 6		12- 2		
4- 4	0- 0	0- 0		HOME	0- 2		0- 2		4- 0		
3- 7	0- 0	0- 0		AWAY	0- 1		0- 4		3- 2		
5- 0	0- 0	0- 0		NEUTRAL	0- 0		0- 0		5- 0		
<hr/>											
9- 5	0- 0	0- 0		NON-CONFERENCE	0- 1		0- 4		9- 0		
2- 2	0- 0	0- 0		HOME	0- 1		0- 1		2- 0		
2- 3	0- 0	0- 0		AWAY	0- 0		0- 3		2- 0		
5- 0	0- 0	0- 0		NEUTRAL	0- 0		0- 0		5- 0		
<hr/>											
3- 6	0- 0	0- 0		CONFERENCE	0- 2		0- 2		3- 2		
2- 2	0- 0	0- 0		HOME	0- 1		0- 1		2- 0		
1- 4	0- 0	0- 0		AWAY	0- 1		0- 1		1- 2		
0- 0	0- 0	0- 0		NEUTRAL	0- 0		0- 0		0- 0		
<hr/>											
RPI S	Opponent	Score	RPI S	Opponent	Score	RPI S	Opponent	Score	RPI S	Opponent	Score
						65 H	Auburn	0 3	117 H	Central Mich.	0 3
						98 A	Cleveland St.	0 3	130 A	Northern Ill.	1 3
						98 H	Cleveland St.	1 3	131 H	Valparaiso	0 3
									139 A	North Dakota	0 3
									145 A	Loyola Chicago	2 3
									148 A	South Dakota St.	2 3
									154 N	Stephen F. Austin	3 2
									170 N	High Point	3 0
									179 A	Ill.-Chicago	0 3
									180 N	South Dakota	3 0
									201 A	Milwaukee	2 3
									207 A	Youngstown St.	3 2
									207 H	Youngstown St.	3 2
									232 A	DePaul	3 2
									234 N	Bradley	3 2
			240 A	Davidson	3 2						
			246 H	Drake	3 0						
			297 H	Wright St.	3 0						
			312 N	N.C. Central	3 0						
			315 H	Chicago St.	3 0						
			LAST 10 GAMES								
			98 A	Cleveland St.	0 3	145 A	Loyola Chicago	2 3			
			207 A	Youngstown St.	3 2	179 A	Ill.-Chicago	0 3			
			297 H	Wright St.	3 0	201 A	Milwaukee	2 3			
			131 H	Valparaiso	0 3	232 A	DePaul	3 2			
			315 H	Chicago St.	3 0	207 H	Youngstown St.	3 2			

Non-Div. I Games:

Green Bay

Average RPI Win: 222		WON-LOST RECORD		WINNING PCT. RANK		LAST 10 GAMES		STRENGTH OF SCHEDULE		OPP. STRENGTH OF SCHEDULE		TEAM RPI		ADJ RPI		CONF. RPI		ADJ CONF. RPI	
DIV. I ONLY		7- 15		.31818 268		4- 6		78		139		182		.47394 178		15		15	
DIV. I NON-CONF.		3- 9		.25 269		0- 0		45		106		161		.4923 156		15		15	
TOTALS		RPI 1-25		RPI 26-50		W-L RECORDS		RPI 51-100		RPI 101-150		RPI 150+							
7- 15		0- 2		0- 3		OVERALL		0- 1		2- 4		5- 5							
1- 2		0- 0		0- 0		HOME		0- 0		1- 0		0- 2							
4- 8		0- 2		0- 2		AWAY		0- 0		1- 2		3- 2							
2- 5		0- 0		0- 1		NEUTRAL		0- 1		0- 2		2- 1							
3- 9		0- 2		0- 2		NON-CONFERENCE		0- 1		0- 3		3- 1							
0- 0		0- 0		0- 0		HOME		0- 0		0- 0		0- 0							
1- 4		0- 2		0- 1		AWAY		0- 0		0- 1		1- 0							
2- 5		0- 0		0- 1		NEUTRAL		0- 1		0- 2		2- 1							
4- 6		0- 0		0- 1		CONFERENCE		0- 0		2- 1		2- 4							
1- 2		0- 0		0- 0		HOME		0- 0		1- 0		0- 2							
3- 4		0- 0		0- 1		AWAY		0- 0		1- 1		2- 2							
0- 0		0- 0		0- 0		NEUTRAL		0- 0		0- 0		0- 0							
RPI S	Opponent		Score		RPI S	Opponent		Score		RPI S	Opponent		Score		RPI S	Opponent		Score	
10 A	Florida		0	3	29 N	Pepperdine		0	3	51 N	Georgia		0	3	108 A	South Fla.		0	3
13 A	Florida St.		0	3	30 A	Western Ky.		0	3						111 H	Arkansas St.		3	0
					39 A	Colorado St.		1	3						116 N	New Mexico St.		0	3
															120 N	Fla. Gulf Coast		2	3
															128 A	North Texas		3	0
															150 A	Troy		1	3
															165 A	South Ala.		0	3
															171 N	James Madison		1	3
															175 H	UALR		2	3
															182 A	Middle Tenn.		0	3
															196 H	La.-Lafayette		1	3
															231 A	Florida A&M		3	0
															231 N	Florida A&M		3	1
															253 A	La.-Monroe		3	1
															281 A	Fla. Atlantic		3	2
															317 N	Bethune-Cookman		3	0
LAST 10 GAMES																			
253 A La.-Monroe					3	1	281 A Fla. Atlantic					3	2						
128 A North Texas					3	0	165 A South Ala.					0	3						
182 A Middle Tenn.					0	3	150 A Troy					1	3						
30 A Western Ky.					0	3	111 H Arkansas St.					3	0						
196 H La.-Lafayette					1	3	175 H UALR					2	3						

Non-Div. I Games:

FIU

Average RPI Win: 233		WON-LOST	WINNING	LAST 10	STRENGTH OF		OPP. STRENGTH	TEAM	ADJ	CONF.	ADJ CONF.
Average RPI Loss: 126		RECORD	PCT. RANK	GAMES	SCHEDULE		OF SCHEDULE	RPI	RPI	RPI	RPI
DIV. I ONLY		9- 14	.3913	223	2- 8		85	239	173	.47349	180
DIV. I NON-CONF.		6- 6	.5	158	0- 1		112	300	151	.48883	161
TOTALS		RPI 1-25	RPI 26-50		W-L RECORDS		RPI 51-100		RPI 101-150		RPI 150+
9- 14	0- 0	0- 1		OVERALL		0- 3		2- 5		7- 5	
0- 5	0- 0	0- 0		HOME		0- 1		0- 3		0- 1	
3- 6	0- 0	0- 1		AWAY		0- 2		2- 2		1- 1	
6- 3	0- 0	0- 0		NEUTRAL		0- 0		0- 0		6- 3	
6- 6	0- 0	0- 1		NON-CONFERENCE		0- 1		0- 1		6- 3	
0- 0	0- 0	0- 0		HOME		0- 0		0- 0		0- 0	
0- 3	0- 0	0- 1		AWAY		0- 1		0- 1		0- 0	
6- 3	0- 0	0- 0		NEUTRAL		0- 0		0- 0		6- 3	
3- 8	0- 0	0- 0		CONFERENCE		0- 2		2- 4		1- 2	
0- 5	0- 0	0- 0		HOME		0- 1		0- 3		0- 1	
3- 3	0- 0	0- 0		AWAY		0- 1		2- 1		1- 1	
0- 0	0- 0	0- 0		NEUTRAL		0- 0		0- 0		0- 0	
RPI S	Opponent	Score	RPI S	Opponent	Score	RPI S	Opponent	Score	RPI S	Opponent	Score
			34 A	Creighton	1 3	56 A	IPFW	2 3	114 A	Oakland	3 1
						56 H	IPFW	1 3	114 H	Oakland	1 3
						74 A	Central Ark.	1 3	119 A	IUPUI	1 3
									119 H	IUPUI	1 3
									133 H	UMKC	2 3
									139 A	North Dakota	0 3
									148 A	South Dakota St.	3 2
									154 N	Stephen F. Austin	2 3
									157 A	North Dakota St.	0 3
									177 N	Green Bay	0 3
									214 A	Western Ill.	3 1
									214 H	Western Ill.	0 3
									216 N	Jacksonville St.	2 3
									216 N	Jacksonville St.	3 2
									227 N	Tennessee St.	3 1
									271 N	Southeastern La.	3 0
									277 N	Jackson St.	3 1
									313 N	Ark.-Pine Bluff	3 0
									316 N	Stetson	3 0
LAST 10 GAMES											
			56 A	IPFW	2 3		157 A	North Dakota St.	0 3		
			114 A	Oakland	3 1		133 H	UMKC	2 3		
			214 H	Western Ill.	0 3		34 A	Creighton	1 3		
			119 H	IUPUI	1 3		114 H	Oakland	1 3		
			148 A	South Dakota St.	3 2		56 H	IPFW	1 3		

Non-Div. I Games:

South Dakota

Average RPI Win:	239	WON-LOST	WINNING	LAST 10	STRENGTH OF	OPP. STRENGTH	TEAM	ADJ	CONF.	ADJ CONF.	
Average RPI Loss:	149	RECORD	PCT. RANK	GAMES	SCHEDULE	OF SCHEDULE	RPI	RPI	RPI	RPI	
DIV. I ONLY	14- 10	.58333	122	6- 4	231	243	175	.47317	181	21	22
DIV. I NON-CONF.	9- 4	.69231	80	1- 0	288	241	163	.48424	167	24	24
<hr/>											
TOTALS	RPI 1-25	RPI 26-50		W-L RECORDS	RPI 51-100		RPI 101-150		RPI 150+		
14- 10	0- 0	0- 2		OVERALL	1- 0		1- 2		12- 6		
7- 2	0- 0	0- 0		HOME	0- 0		1- 0		6- 2		
5- 5	0- 0	0- 1		AWAY	1- 0		0- 2		4- 2		
2- 3	0- 0	0- 1		NEUTRAL	0- 0		0- 0		2- 2		
<hr/>											
9- 4	0- 0	0- 2		NON-CONFERENCE	1- 0		0- 0		8- 2		
4- 0	0- 0	0- 0		HOME	0- 0		0- 0		4- 0		
3- 1	0- 0	0- 1		AWAY	1- 0		0- 0		2- 0		
2- 3	0- 0	0- 1		NEUTRAL	0- 0		0- 0		2- 2		
<hr/>											
5- 6	0- 0	0- 0		CONFERENCE	0- 0		1- 2		4- 4		
3- 2	0- 0	0- 0		HOME	0- 0		1- 0		2- 2		
2- 4	0- 0	0- 0		AWAY	0- 0		0- 2		2- 2		
0- 0	0- 0	0- 0		NEUTRAL	0- 0		0- 0		0- 0		
<hr/>											
RPI S	Opponent	Score	RPI S	Opponent	Score	RPI S	Opponent	Score	RPI S	Opponent	Score
			26 N	Michigan	1 3	86 A	Col. of Charleston	3 2	120 A	Fla. Gulf Coast	0 3
			48 A	Missouri	0 3				126 A	Lipscomb	2 3
									126 H	Lipscomb	3 1
									151 A	East Tenn. St.	1 3
									165 A	Northern Ky.	1 3
									165 H	Northern Ky.	3 1
									186 H	Kennesaw St.	0 3
									190 N	Nicholls St.	2 3
									213 H	Presbyterian	3 0
									231 H	Florida A&M	3 0
									233 H	Mercer	2 3
									240 H	Davidson	3 2
									247 N	Memphis	0 3
									248 A	Jacksonville	3 1
									250 N	Western Caro.	3 1
									254 A	Winthrop	3 0
									257 A	USC Upstate	3 2
									316 H	Stetson	3 0
									317 A	Bethune-Cookman	3 0
									317 H	Bethune-Cookman	3 0
									328 N	N.C. A&T	3 1
<hr/>											
LAST 10 GAMES											
			165 H	Northern Ky.	3 1	186 H	Kennesaw St.	0 3			
			126 H	Lipscomb	3 1	233 H	Mercer	2 3			
			317 H	Bethune-Cookman	3 0	316 H	Stetson	3 0			
			151 A	East Tenn. St.	1 3	248 A	Jacksonville	3 1			
			257 A	USC Upstate	3 2	120 A	Fla. Gulf Coast	0 3			

Non-Div. I Games:

North Florida

Average RPI Win: 200		WON-LOST	WINNING	LAST 10	STRENGTH OF		OPP. STRENGTH	TEAM	ADJ		CONF.	ADJ CONF.
Average RPI Loss: 106		RECORD	PCT. RANK	GAMES	SCHEDULE		OF SCHEDULE	RPI	RPI		RPI	RPI
DIV. I ONLY		7- 20	.25926	290	4- 6		47	134	.47183		182	15
DIV. I NON-CONF.		3- 14	.17647	294	0- 2		18	105	.48136		172	15
TOTALS		RPI 1-25	RPI 26-50		W-L RECORDS		RPI 51-100		RPI 101-150		RPI 150+	
7- 20		0- 3	0- 2		OVERALL		1- 5		0- 5		6- 5	
3- 9		0- 0	0- 1		HOME		0- 1		0- 4		3- 3	
2- 7		0- 2	0- 1		AWAY		0- 1		0- 1		2- 2	
2- 4		0- 1	0- 0		NEUTRAL		1- 3		0- 0		1- 0	
3- 14		0- 3	0- 1		NON-CONFERENCE		1- 5		0- 2		2- 3	
1- 4		0- 0	0- 0		HOME		0- 1		0- 2		1- 1	
0- 6		0- 2	0- 1		AWAY		0- 1		0- 0		0- 2	
2- 4		0- 1	0- 0		NEUTRAL		1- 3		0- 0		1- 0	
4- 6		0- 0	0- 1		CONFERENCE		0- 0		0- 3		4- 2	
2- 5		0- 0	0- 1		HOME		0- 0		0- 2		2- 2	
2- 1		0- 0	0- 0		AWAY		0- 0		0- 1		2- 0	
0- 0		0- 0	0- 0		NEUTRAL		0- 0		0- 0		0- 0	
RPI S	Opponent	Score	RPI S	Opponent	Score	RPI S	Opponent	Score	RPI S	Opponent	Score	
7 A	Louisville	0 3	30 H	Western Ky.	0 3	60 A	VCU	2 3	111 H	Arkansas St.	1 3	
17 N	Miami (FL)	1 3	50 A	Virginia Tech	1 3	70 N	LSU	0 3	121 H	UTSA	1 3	
24 A	North Carolina	0 3				76 N	UNLV	0 3	128 A	North Texas	0 3	
						79 N	Towson	3 1	135 H	UC Davis	2 3	
						89 N	Western Mich.	0 3	150 H	Troy	0 3	
						92 H	Furman	0 3	165 H	South Ala.	2 3	
									174 A	UAB	1 3	
									174 H	UAB	3 0	
									175 H	UALR	2 3	
									178 H	FIU	3 0	
									196 A	La.-Lafayette	3 1	
									218 A	Austin Peay	2 3	
									218 H	Austin Peay	0 3	
									238 N	Harvard	3 2	
									253 A	La.-Monroe	3 0	
									281 H	Fla. Atlantic	3 1	
LAST 10 GAMES												
			111 H	Arkansas St.	1 3	218 A	Austin Peay	2 3				
			175 H	UALR	2 3	128 A	North Texas	0 3				
			174 A	UAB	1 3	253 A	La.-Monroe	3 0				
			178 H	FIU	3 0	30 H	Western Ky.	0 3				
			281 H	Fla. Atlantic	3 1	196 A	La.-Lafayette	3 1				

Non-Div. I Games:

Middle Tenn.

Average RPI Win: 257		WON-LOST	WINNING	LAST 10	STRENGTH OF		OPP. STRENGTH	TEAM	ADJ	CONF.	ADJ CONF.
Average RPI Loss: 103		RECORD	PCT. RANK	GAMES	SCHEDULE		OF SCHEDULE	RPI	RPI	RPI	RPI
DIV. I ONLY		8- 14	.36364	236	2- 8		93	157	180	.47116	183
DIV. I NON-CONF.		8- 6	.57143	136	2- 1		226	310	185	.4634	207
TOTALS		RPI 1-25	RPI 26-50		W-L RECORDS		RPI 51-100		RPI 101-150		RPI 150+
8- 14	0- 4	0- 1		OVERALL		1- 5		0- 1		7- 3	
7- 7	0- 2	0- 0		HOME		1- 3		0- 1		6- 1	
0- 6	0- 2	0- 1		AWAY		0- 1		0- 0		0- 2	
1- 1	0- 0	0- 0		NEUTRAL		0- 1		0- 0		1- 0	
8- 6	0- 0	0- 0		NON-CONFERENCE		1- 2		0- 1		7- 3	
7- 3	0- 0	0- 0		HOME		1- 1		0- 1		6- 1	
0- 2	0- 0	0- 0		AWAY		0- 0		0- 0		0- 2	
1- 1	0- 0	0- 0		NEUTRAL		0- 1		0- 0		1- 0	
0- 8	0- 4	0- 1		CONFERENCE		0- 3		0- 0		0- 0	
0- 4	0- 2	0- 0		HOME		0- 2		0- 0		0- 0	
0- 4	0- 2	0- 1		AWAY		0- 1		0- 0		0- 0	
0- 0	0- 0	0- 0		NEUTRAL		0- 0		0- 0		0- 0	
RPI S	Opponent	Score	RPI S	Opponent	Score	RPI S	Opponent	Score	RPI S	Opponent	Score
4 H	Texas	0 3	37 A	Iowa St.	0 3	61 A	Baylor	0 3	149 H	UMES	1 3
8 H	Kansas	1 3				63 H	TCU	2 3	236 H	Loyola Maryland	3 0
12 A	Kansas St.	0 3				82 N	South Carolina	0 3	255 H	Central Conn. St.	3 0
21 A	Oklahoma	1 3				87 H	Texas Tech	1 3	268 N	Navy	3 0
						98 H	Cleveland St.	3 2	270 A	George Mason	0 3
						100 H	Duquesne	2 3	275 A	Robert Morris	2 3
									276 H	Saint Francis (PA)	2 3
									279 H	Radford	3 1
									297 H	Wright St.	3 0
									298 H	Murray St.	3 2
									326 H	Saint Peter's	3 0
LAST 10 GAMES											
61 A	Baylor	0 3	21 A	Oklahoma	1 3						
87 H	Texas Tech	1 3	12 A	Kansas St.	0 3						
37 A	Iowa St.	0 3	63 H	TCU	2 3						
100 H	Duquesne	2 3	298 H	Murray St.	3 2						
8 H	Kansas	1 3	98 H	Cleveland St.	3 2						

Non-Div. I Games:

West Virginia

Average RPI Win:	245	WON-LOST RECORD	WINNING PCT. RANK	LAST 10 GAMES	STRENGTH OF SCHEDULE	OPP. STRENGTH OF SCHEDULE	TEAM RPI	ADJ RPI	CONF. RPI	ADJ CONF. RPI		
DIV. I ONLY		11- 12	.47826	177	5- 5	203	200	193	.47046	184	29	28
DIV. I NON-CONF.		11- 12	.47826	176	5- 5	195	202	193	.47046	195	29	29
<hr/>												
TOTALS	RPI 1-25	RPI 26-50		W-L RECORDS		RPI 51-100		RPI 101-150		RPI 150+		
11- 12	0- 0	0- 0		OVERALL		0- 6		3- 4		8- 2		
5- 2	0- 0	0- 0		HOME		0- 1		3- 0		2- 1		
3- 6	0- 0	0- 0		AWAY		0- 4		0- 1		3- 1		
3- 4	0- 0	0- 0		NEUTRAL		0- 1		0- 3		3- 0		
11- 12	0- 0	0- 0		NON-CONFERENCE		0- 6		3- 4		8- 2		
5- 2	0- 0	0- 0		HOME		0- 1		3- 0		2- 1		
3- 6	0- 0	0- 0		AWAY		0- 4		0- 1		3- 1		
3- 4	0- 0	0- 0		NEUTRAL		0- 1		0- 3		3- 0		
0- 0	0- 0	0- 0		CONFERENCE		0- 0		0- 0		0- 0		
0- 0	0- 0	0- 0		HOME		0- 0		0- 0		0- 0		
0- 0	0- 0	0- 0		AWAY		0- 0		0- 0		0- 0		
0- 0	0- 0	0- 0		NEUTRAL		0- 0		0- 0		0- 0		
RPI	S	Opponent	Score	RPI	S	Opponent	Score	RPI	S	Opponent	Score	
						53 A Loyola Marymount	0 3	125 N Washington St.		1 3		
						59 N Northern Ariz.	1 3	125 N Washington St.		0 3		
						66 A Fresno St.	0 3	138 A Utah Valley		1 3		
						69 H New Mexico	1 3	138 H Utah Valley		3 2		
						76 A UNLV	0 3	143 N Cal St. Fullerton		1 3		
						81 A Colorado	2 3	149 H UMES		3 1		
								149 H UMES		3 1		
								164 A Air Force		0 3		
								172 H Boise St.		1 3		
								194 H Cal Poly		3 2		
								221 A Nevada		3 1		
								290 H Bucknell		3 0		
								296 N Norfolk St.		3 0		
								305 N Citadel		3 0		
								315 N Chicago St.		3 0		
								318 A Alabama St.		3 0		
								318 A Alabama St.		3 1		
<hr/>												
LAST 10 GAMES												
						315 N Chicago St.	3 0	290 H Bucknell		3 0		
						138 A Utah Valley	1 3	172 H Boise St.		1 3		
						66 A Fresno St.	0 3	53 A Loyola Marymount		0 3		
						318 A Alabama St.	3 1	69 H New Mexico		1 3		
						318 A Alabama St.	3 0	194 H Cal Poly		3 2		

Non-Div. I Games:

CSU Bakersfield

Average RPI Win: 239		WON-LOST	WINNING	LAST 10	STRENGTH OF		OPP. STRENGTH	TEAM	ADJ	CONF.	ADJ CONF.				
Average RPI Loss: 139		RECORD	PCT. RANK	GAMES	SCHEDULE		OF SCHEDULE	RPI	RPI	RPI	RPI				
DIV. I ONLY		10- 9	.52632	155	6- 4		216	211	183	.46972	185	23	23		
DIV. I NON-CONF.		5- 6	.45455	187	1- 1		147	192	178	.47786	181	22	22		

TOTALS		RPI 1-25		RPI 26-50		W-L RECORDS		RPI 51-100		RPI 101-150		RPI 150+			
10- 9		0- 0		0- 1		OVERALL		0- 3		0- 1		10- 4			
5- 5		0- 0		0- 0		HOME		0- 1		0- 1		5- 3			
4- 3		0- 0		0- 1		AWAY		0- 1		0- 0		4- 1			
1- 1		0- 0		0- 0		NEUTRAL		0- 1		0- 0		1- 0			
5- 6		0- 0		0- 1		NON-CONFERENCE		0- 2		0- 1		5- 2			
3- 4		0- 0		0- 0		HOME		0- 1		0- 1		3- 2			
1- 1		0- 0		0- 1		AWAY		0- 0		0- 0		1- 0			
1- 1		0- 0		0- 0		NEUTRAL		0- 1		0- 0		1- 0			
5- 3		0- 0		0- 0		CONFERENCE		0- 1		0- 0		5- 2			
2- 1		0- 0		0- 0		HOME		0- 0		0- 0		2- 1			
3- 2		0- 0		0- 0		AWAY		0- 1		0- 0		3- 1			
0- 0		0- 0		0- 0		NEUTRAL		0- 0		0- 0		0- 0			
RPI	S	Opponent	Score	RPI	S	Opponent	Score	RPI	S	Opponent	Score	RPI	S	Opponent	Score
				41	A	California	0 3	59	N	Northern Ariz.	1 3	110	H	Rutgers	1 3
								79	H	Towson	2 3	158	A	Delaware	3 2
								90	A	Yale	0 3	167	H	Temple	1 3
												188	H	Columbia	3 0
												189	A	Princeton	3 2
												189	H	Princeton	2 3
												204	H	Villanova	3 0
												238	A	Harvard	2 3
												260	H	Cornell	3 0
												263	A	Brown	3 1
												264	N	UC Riverside	3 0
												270	H	George Mason	3 1
												279	H	Radford	1 3
												287	H	La Salle	3 1
												304	A	Dartmouth	3 0
LAST 10 GAMES															
				189	A	Princeton	3 2	238	A	Harvard	2 3				
				90	A	Yale	0 3	304	A	Dartmouth	3 0				
				263	A	Brown	3 1	79	H	Towson	2 3				
				188	H	Columbia	3 0	189	H	Princeton	2 3				
				260	H	Cornell	3 0	158	A	Delaware	3 2				

Non-Div. I Games:

Penn

Average RPI Win:	257	WON-LOST RECORD	WINNING PCT. RANK	LAST 10 GAMES	STRENGTH OF SCHEDULE	OPP. STRENGTH OF SCHEDULE	TEAM RPI	ADJ RPI	CONF. RPI	ADJ CONF. RPI					
DIV. I ONLY		16- 11	.59259	118	4- 6	234	283	178	.46941	186	21	22			
DIV. I NON-CONF.		11- 4	.73333	66	1- 0	234	296	125	.51158	132	24	24			
<hr/>															
TOTALS	RPI 1-25	RPI 26-50		W-L RECORDS		RPI 51-100		RPI 101-150		RPI 150+					
16- 11	0- 0	0- 0		OVERALL		0- 2		1- 4		15- 5					
6- 5	0- 0	0- 0		HOME		0- 0		1- 2		5- 3					
7- 2	0- 0	0- 0		AWAY		0- 0		0- 1		7- 1					
3- 4	0- 0	0- 0		NEUTRAL		0- 2		0- 1		3- 1					
11- 4	0- 0	0- 0		NON-CONFERENCE		0- 2		1- 1		10- 1					
4- 0	0- 0	0- 0		HOME		0- 0		1- 0		3- 0					
4- 0	0- 0	0- 0		AWAY		0- 0		0- 0		4- 0					
3- 4	0- 0	0- 0		NEUTRAL		0- 2		0- 1		3- 1					
5- 7	0- 0	0- 0		CONFERENCE		0- 0		0- 3		5- 4					
2- 5	0- 0	0- 0		HOME		0- 0		0- 2		2- 3					
3- 2	0- 0	0- 0		AWAY		0- 0		0- 1		3- 1					
0- 0	0- 0	0- 0		NEUTRAL		0- 0		0- 0		0- 0					
<hr/>															
RPI	S	Opponent	Score	RPI	S	Opponent	Score	RPI	S	Opponent	Score				
				69 N New Mexico				0	3	120 A Fla. Gulf Coast		1	3		
				79 N Towson				0	3	120 H Fla. Gulf Coast		0	3		
												126 H Lipscomb		0	3
												149 N UMES		0	3
												150 H Troy		3	1
												151 H East Tenn. St.		0	3
												165 H Northern Ky.		0	3
												173 A Mississippi St.		3	2
												181 A North Florida		3	0
												210 N Southern Utah		0	3
												227 H Tennessee St.		3	0
												229 A Charlotte		3	0
												233 H Mercer		2	3
												248 A Jacksonville		3	2
												253 N La.-Monroe		3	1
												257 A USC Upstate		0	3
												257 H USC Upstate		3	1
												258 H Chattanooga		3	1
												273 N UNC Asheville		3	0
												277 N Jackson St.		3	1
								312 H N.C. Central		3	0				
								316 A Stetson		3	0				
								316 H Stetson		3	0				
								318 A Alabama St.		3	0				
								325 A Savannah St.		3	0				
<hr/>															
				LAST 10 GAMES											
120 A Fla. Gulf Coast				1	3	181 A North Florida				3	0	316 H Stetson		3	0
316 A Stetson				3	0	248 A Jacksonville				3	2	318 A Alabama St.		3	0
151 H East Tenn. St.				0	3	318 A Alabama St.				3	0	325 A Savannah St.		3	0
233 H Mercer				2	3	165 H Northern Ky.				0	3				
257 A USC Upstate				0	3	126 H Lipscomb				0	3				

Non-Div. I Games:

Kennesaw St.

Average RPI Win: 242		WON-LOST	WINNING	LAST 10	STRENGTH OF		OPP. STRENGTH	TEAM	ADJ	CONF.	ADJ CONF.
Average RPI Loss: 185		RECORD	PCT. RANK	GAMES	SCHEDULE		OF SCHEDULE	RPI	RPI	RPI	RPI
DIV. I ONLY		15- 10	.6	114	7- 3		241	256	171	.46924	187
DIV. I NON-CONF.		6- 6	.5	158	1- 0		254	179	217	.45561	220
TOTALS		RPI 1-25	RPI 26-50		W-L RECORDS		RPI 51-100		RPI 101-150		RPI 150+
15- 10	0- 0	0- 0		OVERALL		0- 1		1- 2		14- 7	
7- 2	0- 0	0- 0		HOME		0- 0		1- 0		6- 2	
3- 7	0- 0	0- 0		AWAY		0- 0		0- 2		3- 5	
5- 1	0- 0	0- 0		NEUTRAL		0- 1		0- 0		5- 0	
6- 6	0- 0	0- 0		NON-CONFERENCE		0- 1		1- 2		5- 3	
1- 1	0- 0	0- 0		HOME		0- 0		1- 0		0- 1	
0- 4	0- 0	0- 0		AWAY		0- 0		0- 2		0- 2	
5- 1	0- 0	0- 0		NEUTRAL		0- 1		0- 0		5- 0	
9- 4	0- 0	0- 0		CONFERENCE		0- 0		0- 0		9- 4	
6- 1	0- 0	0- 0		HOME		0- 0		0- 0		6- 1	
3- 3	0- 0	0- 0		AWAY		0- 0		0- 0		3- 3	
0- 0	0- 0	0- 0		NEUTRAL		0- 0		0- 0		0- 0	
RPI S	Opponent	Score	RPI S	Opponent	Score	RPI S	Opponent	Score	RPI S	Opponent	Score
						87 N	Texas Tech	1 3	101 A	Boston College	1 3
									118 A	St. John's (NY)	0 3
									129 H	Albany (NY)	3 1
									189 N	Princeton	3 2
									189 N	Princeton	3 2
									199 A	Fairfield	1 3
									199 H	Fairfield	3 1
									200 A	Hofstra	2 3
									202 A	Niagara	2 3
									202 H	Niagara	3 1
									211 A	Canisius	3 0
									211 H	Canisius	1 3
									215 A	Colgate	0 3
									236 H	Loyola Maryland	3 1
									249 A	Manhattan	2 3
									256 A	Iona	3 2
									256 H	Iona	3 0
									262 N	Fordham	3 0
									269 H	Binghamton	1 3
									269 N	Binghamton	3 2
									289 H	Marist	3 2
									291 H	Rider	3 1
									323 N	St. Francis (NY)	3 0
									326 A	Saint Peter's	3 0
LAST 10 GAMES											
						202 A	Niagara	2 3	256 A	Iona	3 2
						211 A	Canisius	3 0	199 A	Fairfield	1 3
						256 H	Iona	3 0	289 H	Marist	3 2
						291 H	Rider	3 1	129 H	Albany (NY)	3 1
						236 H	Loyola Maryland	3 1	249 A	Manhattan	2 3

Non-Div. I Games:

Siena

Average RPI Win: 237		WON-LOST	WINNING	LAST 10	STRENGTH OF		OPP. STRENGTH	TEAM	ADJ	CONF.	ADJ CONF.
Average RPI Loss: 148		RECORD	PCT. RANK	GAMES	SCHEDULE		OF SCHEDULE	RPI	RPI	RPI	RPI
DIV. I ONLY		9- 8	.52941	154	6- 4		247	193	189	.46437	188
DIV. I NON-CONF.		5- 4	.55556	143	2- 0		145	137	134	.51075	133
TOTALS		RPI 1-25	RPI 26-50		W-L RECORDS		RPI 51-100		RPI 101-150		RPI 150+
9- 8	0- 0	0- 1		OVERALL		0- 2		0- 1		9- 4	
6- 2	0- 0	0- 0		HOME		0- 1		0- 0		6- 1	
2- 3	0- 0	0- 0		AWAY		0- 0		0- 0		2- 3	
1- 3	0- 0	0- 1		NEUTRAL		0- 1		0- 1		1- 0	
5- 4	0- 0	0- 1		NON-CONFERENCE		0- 1		0- 1		5- 1	
3- 0	0- 0	0- 0		HOME		0- 0		0- 0		3- 0	
1- 1	0- 0	0- 0		AWAY		0- 0		0- 0		1- 1	
1- 3	0- 0	0- 1		NEUTRAL		0- 1		0- 1		1- 0	
4- 4	0- 0	0- 0		CONFERENCE		0- 1		0- 0		4- 3	
3- 2	0- 0	0- 0		HOME		0- 1		0- 0		3- 1	
1- 2	0- 0	0- 0		AWAY		0- 0		0- 0		1- 2	
0- 0	0- 0	0- 0		NEUTRAL		0- 0		0- 0		0- 0	
RPI S	Opponent	Score	RPI S	Opponent	Score	RPI S	Opponent	Score	RPI S	Opponent	Score
			27 N	Texas A&M	0 3	90 H	Yale	0 3	141 N	Liberty	1 3
						95 N	Xavier	0 3	158 A	Delaware	3 1
									185 A	Penn	0 3
									189 A	Princeton	1 3
									200 H	Hofstra	3 2
									215 H	Colgate	3 1
									222 A	UCF	0 3
									225 H	Rhode Island	3 0
									238 H	Harvard	0 3
									248 N	Jacksonville	3 0
									260 A	Cornell	3 2
									260 H	Cornell	3 0
									263 H	Brown	3 2
									304 H	Dartmouth	3 1
LAST 10 GAMES											
			260 A	Cornell	3 2	90 H	Yale	0 3			
			238 H	Harvard	0 3	263 H	Brown	3 2			
			304 H	Dartmouth	3 1	260 H	Cornell	3 0			
			185 A	Penn	0 3	200 H	Hofstra	3 2			
			189 A	Princeton	1 3	225 H	Rhode Island	3 0			

Non-Div. I Games:

Columbia

Average RPI Win: 236		WON-LOST RECORD		WINNING PCT. RANK		LAST 10 GAMES		STRENGTH OF SCHEDULE		OPP. STRENGTH OF SCHEDULE		TEAM RPI		ADJ RPI		CONF. RPI		ADJ CONF. RPI	
DIV. I ONLY		9- 9		.5 162		6- 4		177		228		184		.46409 189		23		23	
DIV. I NON-CONF.		3- 7		.3 253		0- 2		115		218		230		.43825 236		22		22	
TOTALS		RPI 1-25		RPI 26-50		W-L RECORDS		RPI 51-100		RPI 101-150		RPI 150+							
9- 9		0- 1		0- 0		OVERALL		0- 2		1- 0		8- 6							
2- 2		0- 0		0- 0		HOME		0- 0		0- 0		2- 2							
6- 3		0- 0		0- 0		AWAY		0- 2		1- 0		5- 1							
1- 4		0- 1		0- 0		NEUTRAL		0- 0		0- 0		1- 3							
3- 7		0- 1		0- 0		NON-CONFERENCE		0- 1		1- 0		2- 5							
0- 1		0- 0		0- 0		HOME		0- 0		0- 0		0- 1							
2- 2		0- 0		0- 0		AWAY		0- 1		1- 0		1- 1							
1- 4		0- 1		0- 0		NEUTRAL		0- 0		0- 0		1- 3							
6- 2		0- 0		0- 0		CONFERENCE		0- 1		0- 0		6- 1							
2- 1		0- 0		0- 0		HOME		0- 0		0- 0		2- 1							
4- 1		0- 0		0- 0		AWAY		0- 1		0- 0		4- 0							
0- 0		0- 0		0- 0		NEUTRAL		0- 0		0- 0		0- 0							
RPI S	Opponent		Score		RPI S	Opponent		Score		RPI S	Opponent		Score		RPI S	Opponent		Score	
15 N	BYU		0 3							90 A	Yale		1 3		146 A	George Washington		3 0	
										93 A	Seton Hall		0 3		185 A	Penn		3 2	
															185 H	Penn		2 3	
															187 N	Siena		2 3	
															187 N	Siena		2 3	
															188 H	Columbia		3 1	
															200 A	Hofstra		1 3	
															215 A	Colgate		3 0	
															219 H	Lehigh		2 3	
															226 N	New Hampshire		2 3	
															238 A	Harvard		3 2	
															260 H	Cornell		3 1	
															263 A	Brown		3 0	
															304 A	Dartmouth		3 0	
															323 N	St. Francis (NY)		3 1	
				LAST 10 GAMES															
				185 H	Penn	2	3	304 A	Dartmouth	3	0								
				263 A	Brown	3	0	238 A	Harvard	3	2								
				90 A	Yale	1	3	185 A	Penn	3	2								
				260 H	Cornell	3	1	219 H	Lehigh	2	3								
				188 H	Columbia	3	1	15 N	BYU	0	3								

Non-Div. I Games:

Princeton

[illegible]

Non-Div. I Games:

Nicholls St.

Kent St.

Average RPI Win: 211		WON-LOST	WINNING	LAST 10	STRENGTH OF		OPP. STRENGTH	TEAM	ADJ	CONF.	ADJ CONF.				
Average RPI Loss: 99		RECORD	PCT. RANK	GAMES	SCHEDULE		OF SCHEDULE	RPI	RPI	RPI	RPI				
DIV. I ONLY		7- 14	.33333	259	2- 8		119	108	203	.46271	192	14	14		
DIV. I NON-CONF.		4- 6	.4	215	0- 1		105	60	146	.50265	141	12	12		
<hr/>															
TOTALS		RPI 1-25		RPI 26-50		W-L RECORDS		RPI 51-100		RPI 101-150		RPI 150+			
7- 14		0- 0		0- 3		OVERALL		1- 6		1- 3		5- 2			
4- 3		0- 0		0- 1		HOME		0- 2		0- 0		4- 0			
2- 8		0- 0		0- 1		AWAY		1- 4		1- 1		0- 2			
1- 3		0- 0		0- 1		NEUTRAL		0- 0		0- 2		1- 0			
4- 6		0- 0		0- 3		NON-CONFERENCE		1- 1		0- 2		3- 0			
2- 1		0- 0		0- 1		HOME		0- 0		0- 0		2- 0			
1- 2		0- 0		0- 1		AWAY		1- 1		0- 0		0- 0			
1- 3		0- 0		0- 1		NEUTRAL		0- 0		0- 2		1- 0			
3- 8		0- 0		0- 0		CONFERENCE		0- 5		1- 1		2- 2			
2- 2		0- 0		0- 0		HOME		0- 2		0- 0		2- 0			
1- 6		0- 0		0- 0		AWAY		0- 3		1- 1		0- 2			
0- 0		0- 0		0- 0		NEUTRAL		0- 0		0- 0		0- 0			
RPI	S	Opponent	Score	RPI	S	Opponent	Score	RPI	S	Opponent	Score	RPI	S	Opponent	Score
				28	N	North Carolina St.	0 3	59	A	Northern Ariz.	1 3	135	N	UC Davis	1 3
				31	H	St. Mary's (CA)	0 3	66	A	Fresno St.	3 2	137	A	Montana St.	3 1
				43	A	Santa Clara	0 3	75	H	Idaho St.	2 3	138	N	Utah Valley	0 3
								83	A	Northern Colo.	0 3	139	A	North Dakota	1 3
								84	A	Portland St.	1 3	172	H	Boise St.	3 1
								84	H	Portland St.	2 3	197	A	Montana	1 3
								86	A	Col. of Charleston	1 3	210	A	Southern Utah	1 3
												248	N	Jacksonville	3 0
												252	H	Weber St.	3 1
												300	H	Morgan St.	3 1
												303	H	Eastern Wash.	3 0
<hr/>															
LAST 10 GAMES															
				84	A	Portland St.	1 3	75	H	Idaho St.	2 3				
				43	A	Santa Clara	0 3	139	A	North Dakota	1 3				
				137	A	Montana St.	3 1	83	A	Northern Colo.	0 3				
				197	A	Montana	1 3	210	A	Southern Utah	1 3				
				252	H	Weber St.	3 1	59	A	Northern Ariz.	1 3				

Non-Div. I Games:

Sacramento St.

Average RPI Win:	205	WON-LOST RECORD	WINNING PCT. RANK	LAST 10 GAMES	STRENGTH OF SCHEDULE	OPP. STRENGTH OF SCHEDULE	TEAM RPI	ADJ RPI	CONF. RPI	ADJ CONF. RPI	
Average RPI Loss:	137										
DIV. I ONLY	10- 12	.45455	194	5- 5	192	166	197	.46255	193	18	17
DIV. I NON-CONF.	4- 6	.4	215	0- 1	167	153	209	.4594	214	16	16
<hr/>											
TOTALS	RPI 1-25	RPI 26-50		W-L RECORDS		RPI 51-100		RPI 101-150		RPI 150+	
10- 12	0- 0	0- 0		OVERALL		0- 2		3- 6		7- 4	
4- 2	0- 0	0- 0		HOME		0- 1		2- 1		2- 0	
3- 7	0- 0	0- 0		AWAY		0- 1		0- 4		3- 2	
3- 3	0- 0	0- 0		NEUTRAL		0- 0		1- 1		2- 2	
<hr/>											
4- 6	0- 0	0- 0		NON-CONFERENCE		0- 2		1- 1		3- 3	
0- 1	0- 0	0- 0		HOME		0- 1		0- 0		0- 0	
1- 2	0- 0	0- 0		AWAY		0- 1		0- 0		1- 1	
3- 3	0- 0	0- 0		NEUTRAL		0- 0		1- 1		2- 2	
<hr/>											
6- 6	0- 0	0- 0		CONFERENCE		0- 0		2- 5		4- 1	
4- 1	0- 0	0- 0		HOME		0- 0		2- 1		2- 0	
2- 5	0- 0	0- 0		AWAY		0- 0		0- 4		2- 1	
0- 0	0- 0	0- 0		NEUTRAL		0- 0		0- 0		0- 0	
<hr/>											
RPI S	Opponent	Score	RPI S	Opponent	Score	RPI S	Opponent	Score	RPI S	Opponent	Score
						54 H	Pacific	0 3	107 A	Utah St.	0 3
						87 A	Texas Tech	0 3	116 H	New Mexico St.	1 3
									121 A	UTSA	1 3
									124 N	Northwestern St.	3 0
									127 A	Idaho	1 3
									127 H	Idaho	3 0
									136 N	UC Irvine	1 3
									144 A	Texas St.	1 3
									144 H	Texas St.	3 0
									156 N	Oral Roberts	1 3
									161 H	Denver	3 0
									172 A	Boise St.	2 3
									208 A	Texas-Arlington	1 3
									210 N	Southern Utah	3 2
									211 N	Canisius	1 3
									235 A	Buffalo	3 1
									237 A	Seattle	3 0
									237 H	Seattle	3 2
									267 N	Tex.-Pan American	3 0
									307 A	Louisiana Tech	3 0
<hr/>											
			LAST 10 GAMES								
			127 A	Idaho	1 3	161 H	Denver	3 0			
			237 A	Seattle	3 0	307 A	Louisiana Tech	3 0			
			144 H	Texas St.	3 0	208 A	Texas-Arlington	1 3			
			107 A	Utah St.	0 3	54 H	Pacific	0 3			
			116 H	New Mexico St.	1 3	237 H	Seattle	3 2			

Non-Div. I Games:

San Jose St.

Average RPI Win: 230		WON-LOST	WINNING	LAST 10	STRENGTH OF		OPP. STRENGTH	TEAM	ADJ	CONF.	ADJ CONF.
Average RPI Loss: 98		RECORD	PCT. RANK	GAMES	SCHEDULE		OF SCHEDULE	RPI	RPI	RPI	RPI
DIV. I ONLY		8- 15	.34783	250	2- 8		156	95	215	.46023	195
DIV. I NON-CONF.		6- 7	.46154	182	0- 1		148	94	157	.49453	153
TOTALS		RPI 1-25	RPI 26-50		W-L RECORDS		RPI 51-100		RPI 101-150		RPI 150+
8- 15	0- 2	0- 0		OVERALL		0- 5		1- 6		7- 2	
4- 5	0- 0	0- 0		HOME		0- 3		1- 2		3- 0	
0- 8	0- 1	0- 0		AWAY		0- 2		0- 3		0- 2	
4- 2	0- 1	0- 0		NEUTRAL		0- 0		0- 1		4- 0	
6- 7	0- 2	0- 0		NON-CONFERENCE		0- 2		1- 2		5- 1	
2- 2	0- 0	0- 0		HOME		0- 2		1- 0		1- 0	
0- 3	0- 1	0- 0		AWAY		0- 0		0- 1		0- 1	
4- 2	0- 1	0- 0		NEUTRAL		0- 0		0- 1		4- 0	
2- 8	0- 0	0- 0		CONFERENCE		0- 3		0- 4		2- 1	
2- 3	0- 0	0- 0		HOME		0- 1		0- 2		2- 0	
0- 5	0- 0	0- 0		AWAY		0- 2		0- 2		0- 1	
0- 0	0- 0	0- 0		NEUTRAL		0- 0		0- 0		0- 0	
RPI S	Opponent	Score		RPI S	Opponent	Score		RPI S	Opponent	Score	
6 N	Oregon	0	3					56 H	IPFW	1	3
22 A	Ohio St.	0	3					57 A	Bowling Green	1	3
								58 H	Ohio	2	3
								89 A	Western Mich.	0	3
								99 H	Illinois St.	1	3
								106 H	Eastern Mich.	2	3
								112 N	Iowa	1	3
								114 A	Oakland	0	3
								117 H	Central Mich.	1	3
								120 H	Fla. Gulf Coast	3	1
								123 A	Ball St.	0	3
								130 A	Northern Ill.	0	3
								152 A	Wake Forest	0	3
								191 H	Kent St.	3	0
								223 N	Houston	3	2
								224 A	Miami (OH)	0	3
								235 H	Buffalo	3	1
								247 H	Memphis	3	1
								251 N	Eastern Ill.	3	2
								261 N	Appalachian St.	3	0
								308 N	Campbell	3	0
LAST 10 GAMES											
57 A	Bowling Green	1	3	117 H	Central Mich.	1	3				
224 A	Miami (OH)	0	3	106 H	Eastern Mich.	2	3				
56 H	IPFW	1	3	130 A	Northern Ill.	0	3				
191 H	Kent St.	3	0	89 A	Western Mich.	0	3				
58 H	Ohio	2	3	235 H	Buffalo	3	1				

Non-Div. I Games:

Toledo

Average RPI Win:		233	WON-LOST RECORD		WINNING PCT. RANK		LAST 10 GAMES		STRENGTH OF SCHEDULE		OPP. STRENGTH OF SCHEDULE		TEAM RPI		ADJ RPI		CONF. RPI		ADJ CONF. RPI	
DIV. I ONLY			14- 12		.53846 152		5- 5		250		178		186		.45929 196		15		15	
DIV. I NON-CONF.			9- 7		.5625 140		1- 0		275		207		204		.45976 213		15		15	
TOTALS		RPI 1-25		RPI 26-50		W-L RECORDS		RPI 51-100		RPI 101-150		RPI 150+								
14- 12		0- 1		0- 2		OVERALL		0- 1		2- 2		12- 6								
6- 2		0- 0		0- 1		HOME		0- 0		1- 0		5- 1								
5- 6		0- 1		0- 0		AWAY		0- 0		1- 2		4- 3								
3- 4		0- 0		0- 1		NEUTRAL		0- 1		0- 0		3- 2								
9- 7		0- 1		0- 1		NON-CONFERENCE		0- 1		0- 1		9- 3								
4- 0		0- 0		0- 0		HOME		0- 0		0- 0		4- 0								
2- 3		0- 1		0- 0		AWAY		0- 0		0- 1		2- 1								
3- 4		0- 0		0- 1		NEUTRAL		0- 1		0- 0		3- 2								
5- 5		0- 0		0- 1		CONFERENCE		0- 0		2- 1		3- 3								
2- 2		0- 0		0- 1		HOME		0- 0		1- 0		1- 1								
3- 3		0- 0		0- 0		AWAY		0- 0		1- 1		2- 2								
0- 0		0- 0		0- 0		NEUTRAL		0- 0		0- 0		0- 0								
RPI	S	Opponent		Score		RPI	S	Opponent		Score		RPI	S	Opponent		Score				
10	A	Florida		1	3	30	H	Western Ky.		0	3	81	N	Colorado		0	3			
						49	N	Georgia Tech		0	3									
														105	A	Sam Houston St.	2	3		
														111	H	Arkansas St.	3	1		
														128	A	North Texas	2	3		
														150	A	Troy	3	1		
														162	H	Houston Baptist	3	1		
														165	A	South Ala.	1	3		
														175	H	UALR	3	0		
														178	A	FIU	3	1		
														179	N	Ill.-Chicago	2	3		
														182	H	Middle Tenn.	1	3		
														217	N	Belmont	3	0		
														241	A	Lamar	1	3		
														247	A	Memphis	3	1		
														248	N	Jacksonville	2	3		
														253	A	La.-Monroe	3	0		
														272	H	McNeese St.	3	0		
														278	H	Southern Miss.	3	0		
														281	A	Fla. Atlantic	2	3		
														293	N	Texas Southern	3	0		
														295	N	Alabama A&M	3	0		
														301	A	New Orleans	3	0		
														324	H	Southern U.	3	0		
LAST 10 GAMES																				
						165	A	South Ala.	1	3	178	A	FIU	3	1					
						150	A	Troy	3	1	281	A	Fla. Atlantic	2	3					
						301	A	New Orleans	3	0	182	H	Middle Tenn.	1	3					
						175	H	UALR	3	0	30	H	Western Ky.	0	3					
						111	H	Arkansas St.	3	1	128	A	North Texas	2	3					

Non-Div. I Games:

La.-Lafayette

Average RPI Win: 179		WON-LOST	WINNING	LAST 10	STRENGTH OF		OPP. STRENGTH	TEAM	ADJ	CONF.	ADJ CONF.
Average RPI Loss: 114		RECORD	PCT. RANK	GAMES	SCHEDULE		OF SCHEDULE	RPI	RPI	RPI	RPI
DIV. I ONLY		6- 15	.28571	278	4- 6		90	149	205	.45911	197
DIV. I NON-CONF.		2- 7	.22222	281	0- 0		51	110	188	.48101	173
TOTALS		RPI 1-25	RPI 26-50		W-L RECORDS		RPI 51-100		RPI 101-150		RPI 150+
6- 15	0- 0	0- 0		OVERALL		2- 8		1- 5		3- 2	
4- 6	0- 0	0- 0		HOME		2- 4		0- 1		2- 1	
1- 6	0- 0	0- 0		AWAY		0- 3		1- 2		0- 1	
1- 3	0- 0	0- 0		NEUTRAL		0- 1		0- 2		1- 0	
2- 7	0- 0	0- 0		NON-CONFERENCE		1- 4		0- 3		1- 0	
1- 2	0- 0	0- 0		HOME		1- 2		0- 0		0- 0	
0- 2	0- 0	0- 0		AWAY		0- 1		0- 1		0- 0	
1- 3	0- 0	0- 0		NEUTRAL		0- 1		0- 2		1- 0	
4- 8	0- 0	0- 0		CONFERENCE		1- 4		1- 2		2- 2	
3- 4	0- 0	0- 0		HOME		1- 2		0- 1		2- 1	
1- 4	0- 0	0- 0		AWAY		0- 2		1- 1		0- 1	
0- 0	0- 0	0- 0		NEUTRAL		0- 0		0- 0		0- 0	
RPI S	Opponent	Score	RPI S	Opponent	Score	RPI S	Opponent	Score	RPI S	Opponent	Score
						54 N	Pacific	2 3	107 N	Utah St.	2 3
						59 A	Northern Ariz.	0 3	125 N	Washington St.	0 3
						71 A	San Diego St.	0 3	127 A	Idaho	1 3
						75 H	Idaho St.	2 3	137 A	Montana St.	3 2
						79 H	Towson	3 2	139 A	North Dakota	0 3
						83 A	Northern Colo.	1 3	139 H	North Dakota	0 3
						83 H	Northern Colo.	3 1	192 H	Sacramento St.	3 1
						84 H	Portland St.	2 3	210 A	Southern Utah	0 3
						87 H	Texas Tech	1 3	252 H	Weber St.	2 3
						92 H	Furman	1 3	280 N	Sacred Heart	3 0
									303 H	Eastern Wash.	3 0
LAST 10 GAMES											
						83 H	Northern Colo.	3 1	210 A	Southern Utah	0 3
						139 H	North Dakota	0 3	75 H	Idaho St.	2 3
						137 A	Montana St.	3 2	252 H	Weber St.	2 3
						192 H	Sacramento St.	3 1	303 H	Eastern Wash.	3 0
						59 A	Northern Ariz.	0 3	84 H	Portland St.	2 3

Non-Div. I Games:

Montana

A
m
e
r
i
c
a
n

American

Average RPI Win:	272	WON-LOST	WINNING	LAST 10	STRENGTH OF	OPP. STRENGTH	TEAM	ADJ	CONF.	ADJ CONF.		
Average RPI Loss:	165	RECORD	PCT. RANK	GAMES	SCHEDULE	OF SCHEDULE	RPI	RPI	RPI	RPI		
DIV. I ONLY		15- 8	.65217 84	8- 2	299	271	194	.45777 199	27	29		
DIV. I NON-CONF.		5- 5	.5 158	0- 0	315	194	257	.41814 250	30	30		
<hr/>												
TOTALS	RPI 1-25	RPI 26-50		W-L RECORDS		RPI 51-100		RPI 101-150		RPI 150+		
15- 8	0- 0	0- 1		OVERALL		0- 1		0- 1		15- 5		
5- 0	0- 0	0- 0		HOME		0- 0		0- 0		5- 0		
7- 5	0- 0	0- 0		AWAY		0- 1		0- 1		7- 3		
3- 3	0- 0	0- 1		NEUTRAL		0- 0		0- 0		3- 2		
<hr/>												
5- 5	0- 0	0- 1		NON-CONFERENCE		0- 1		0- 1		5- 2		
1- 0	0- 0	0- 0		HOME		0- 0		0- 0		1- 0		
1- 2	0- 0	0- 0		AWAY		0- 1		0- 1		1- 0		
3- 3	0- 0	0- 1		NEUTRAL		0- 0		0- 0		3- 2		
<hr/>												
10- 3	0- 0	0- 0		CONFERENCE		0- 0		0- 0		10- 3		
4- 0	0- 0	0- 0		HOME		0- 0		0- 0		4- 0		
6- 3	0- 0	0- 0		AWAY		0- 0		0- 0		6- 3		
0- 0	0- 0	0- 0		NEUTRAL		0- 0		0- 0		0- 0		
<hr/>												
RPI S	Opponent	Score	RPI S	Opponent	Score	RPI S	Opponent	Score	RPI S	Opponent	Score	
			44 N	Michigan St.	0 3	68 A	Duke	0 3	134 A	Connecticut	0 3	
									187 A	Siena	1 3	
									187 H	Siena	3 1	
									201 N	Milwaukee	1 3	
									202 A	Niagara	3 0	
									211 A	Canisius	2 3	
									220 N	William & Mary	1 3	
									222 N	UCF	3 2	
									236 A	Loyola Maryland	3 0	
									249 A	Manhattan	3 2	
									249 H	Manhattan	3 1	
									256 A	Iona	0 3	
									280 A	Sacred Heart	3 0	
									289 A	Marist	3 0	
									289 H	Marist	3 0	
									291 A	Rider	3 0	
									304 N	Dartmouth	3 1	
									304 N	Dartmouth	3 0	
									322 H	Quinnipiac	3 0	
									326 A	Saint Peter's	3 0	
									326 H	Saint Peter's	3 0	
<hr/>												
			LAST 10 GAMES									
			249 A Manhattan			3 2			187 H Siena			3 1
			326 A Saint Peter's			3 0			236 A Loyola Maryland			3 0
			202 A Niagara			3 0			291 A Rider			3 0
			211 A Canisius			2 3			289 A Marist			3 0
			289 H Marist			3 0			256 A Iona			0 3

Non-Div. I Games:

Fairfield

Average RPI Win: 249		WON-LOST	WINNING	LAST 10	STRENGTH OF		OPP. STRENGTH	TEAM	ADJ		CONF.	ADJ CONF.
Average RPI Loss: 149		RECORD	PCT. RANK	GAMES	SCHEDULE		OF SCHEDULE	RPI	RPI		RPI	RPI
DIV. I ONLY		14- 13	.51852	161	3- 7		214	246	190	.45716	200	19
DIV. I NON-CONF.		12- 7	.63158	109	1- 1		261	256	173	.47836	179	18
TOTALS		RPI 1-25	RPI 26-50		W-L RECORDS		RPI 51-100		RPI 101-150		RPI 150+	
14- 13	0- 0	0- 0		OVERALL		0- 5		0- 2		14- 6		
10- 5	0- 0	0- 0		HOME		0- 2		0- 0		10- 3		
1- 6	0- 0	0- 0		AWAY		0- 2		0- 1		1- 3		
3- 2	0- 0	0- 0		NEUTRAL		0- 1		0- 1		3- 0		
12- 7	0- 0	0- 0		NON-CONFERENCE		0- 2		0- 2		12- 3		
8- 2	0- 0	0- 0		HOME		0- 1		0- 0		8- 1		
1- 3	0- 0	0- 0		AWAY		0- 0		0- 1		1- 2		
3- 2	0- 0	0- 0		NEUTRAL		0- 1		0- 1		3- 0		
2- 6	0- 0	0- 0		CONFERENCE		0- 3		0- 0		2- 3		
2- 3	0- 0	0- 0		HOME		0- 1		0- 0		2- 2		
0- 3	0- 0	0- 0		AWAY		0- 2		0- 0		0- 1		
0- 0	0- 0	0- 0		NEUTRAL		0- 0		0- 0		0- 0		
RPI S	Opponent	Score	RPI S	Opponent	Score	RPI S	Opponent	Score	RPI S	Opponent	Score	
						79 A Towson	0 3		106 N Eastern Mich.	0 3		
						91 N A&M-Corpus Christi	0 3		128 A North Texas	0 3		
						93 H Seton Hall	0 3		156 N Oral Roberts	3 1		
						97 A Northeastern	1 3		158 A Delaware	2 3		
						97 H Northeastern	0 3		159 H LIU Brooklyn	1 3		
									171 H James Madison	3 1		
									187 H Siena	3 2		
									188 A Columbia	2 3		
									189 H Princeton	3 1		
									215 N Colgate	3 2		
									220 H William & Mary	2 3		
									225 N Rhode Island	3 2		
									243 H UNC Wilmington	3 1		
									256 A Iona	0 3		
									262 H Fordham	3 2		
									264 H UC Riverside	3 0		
									270 H George Mason	1 3		
									289 H Marist	3 0		
									309 H Fairleigh Dickinson	3 1		
									323 A St. Francis (NY)	3 0		
									323 H St. Francis (NY)	3 0		
									327 H Providence	3 0		
LAST 10 GAMES												
						158 A Delaware	2 3		256 A Iona	0 3		
						79 A Towson	0 3		243 H UNC Wilmington	3 1		
						97 H Northeastern	0 3		220 H William & Mary	2 3		
						270 H George Mason	1 3		97 A Northeastern	1 3		
						171 H James Madison	3 1		262 H Fordham	3 2		

Non-Div. I Games:

Hofstra

Average RPI Win: 228		WON-LOST	WINNING	LAST 10	STRENGTH OF		OPP. STRENGTH	TEAM	ADJ		CONF.	ADJ CONF.
Average RPI Loss: 118		RECORD	PCT. RANK	GAMES	SCHEDULE		OF SCHEDULE	RPI	RPI		RPI	RPI
DIV. I ONLY		8- 14	.36364	236	3- 7		124	184	204		.45679	201
DIV. I NON-CONF.		5- 8	.38462	224	0- 1		150	130	206		.46341	206
TOTALS		RPI 1-25	RPI 26-50		W-L RECORDS		RPI 51-100		RPI 101-150		RPI 150+	
8- 14		0- 0	0- 1		OVERALL		0- 6		0- 3		8- 4	
5- 4		0- 0	0- 0		HOME		0- 2		0- 1		5- 1	
0- 7		0- 0	0- 1		AWAY		0- 3		0- 1		0- 2	
3- 3		0- 0	0- 0		NEUTRAL		0- 1		0- 1		3- 1	
5- 8		0- 0	0- 1		NON-CONFERENCE		0- 4		0- 1		5- 2	
2- 2		0- 0	0- 0		HOME		0- 1		0- 0		2- 1	
0- 3		0- 0	0- 1		AWAY		0- 2		0- 0		0- 0	
3- 3		0- 0	0- 0		NEUTRAL		0- 1		0- 1		3- 1	
3- 6		0- 0	0- 0		CONFERENCE		0- 2		0- 2		3- 2	
3- 2		0- 0	0- 0		HOME		0- 1		0- 1		3- 0	
0- 4		0- 0	0- 0		AWAY		0- 1		0- 1		0- 2	
0- 0		0- 0	0- 0		NEUTRAL		0- 0		0- 0		0- 0	
RPI S	Opponent	Score	RPI S	Opponent	Score	RPI S	Opponent	Score	RPI S	Opponent	Score	
			33 A	Marquette	1 3	52 A	Wisconsin	0 3	112 N	Iowa	2 3	
						54 N	Pacific	1 3	131 H	Valparaiso	2 3	
						68 A	Duke	0 3	145 A	Loyola Chicago	2 3	
						89 H	Western Mich.	2 3	157 N	North Dakota St.	2 3	
						98 A	Cleveland St.	0 3	163 H	Southeast Mo. St.	3 0	
						98 H	Cleveland St.	0 3	177 H	Green Bay	3 2	
									179 A	Ill.-Chicago	2 3	
									199 N	Fairfield	3 1	
									207 A	Youngstown St.	1 3	
									207 H	Youngstown St.	3 1	
									220 N	William & Mary	3 1	
									234 H	Bradley	2 3	
									246 N	Drake	3 0	
									297 H	Wright St.	3 1	
									314 H	East Carolina	3 0	
LAST 10 GAMES												
			207 A	Youngstown St.	1 3	145 A	Loyola Chicago	2 3				
			98 A	Cleveland St.	0 3	177 H	Green Bay	3 2				
			131 H	Valparaiso	2 3	98 H	Cleveland St.	0 3				
			297 H	Wright St.	3 1	207 H	Youngstown St.	3 1				
			179 A	Ill.-Chicago	2 3	54 N	Pacific	1 3				

Non-Div. I Games:

Milwaukee

Average RPI Win: 260		WON-LOST	WINNING	LAST 10	STRENGTH OF		OPP. STRENGTH	TEAM	ADJ		CONF.	ADJ CONF.	
Average RPI Loss: 176		RECORD	PCT. RANK	GAMES	SCHEDULE		OF SCHEDULE	RPI	RPI		RPI	RPI	
DIV. I ONLY		12- 10	.54545	143	7- 3		236	266	192	.45651	202	27	29
DIV. I NON-CONF.		3- 7	.3	253	0- 1		257	195	271	.40206	261	30	30
TOTALS		RPI 1-25	RPI 26-50		W-L RECORDS		RPI 51-100		RPI 101-150		RPI 150+		
12- 10	0- 0	0- 0		OVERALL		0- 2		0- 2		12- 6			
6- 1	0- 0	0- 0		HOME		0- 0		0- 0		6- 1			
4- 5	0- 0	0- 0		AWAY		0- 1		0- 0		4- 4			
2- 4	0- 0	0- 0		NEUTRAL		0- 1		0- 2		2- 1			
3- 7	0- 0	0- 0		NON-CONFERENCE		0- 2		0- 2		3- 3			
0- 0	0- 0	0- 0		HOME		0- 0		0- 0		0- 0			
1- 3	0- 0	0- 0		AWAY		0- 1		0- 0		1- 2			
2- 4	0- 0	0- 0		NEUTRAL		0- 1		0- 2		2- 1			
9- 3	0- 0	0- 0		CONFERENCE		0- 0		0- 0		9- 3			
6- 1	0- 0	0- 0		HOME		0- 0		0- 0		6- 1			
3- 2	0- 0	0- 0		AWAY		0- 0		0- 0		3- 2			
0- 0	0- 0	0- 0		NEUTRAL		0- 0		0- 0		0- 0			
RPI S	Opponent	Score	RPI S	Opponent	Score	RPI S	Opponent	Score	RPI S	Opponent	Score		
						58 A	Ohio	0 3	137 N	Montana St.	2 3		
						82 N	South Carolina	1 3	145 N	Loyola Chicago	0 3		
									187 A	Siena	1 3		
									187 H	Siena	3 2		
									199 H	Fairfield	0 3		
									203 A	Syracuse	2 3		
									211 A	Canisius	3 1		
									211 H	Canisius	3 1		
									217 N	Belmont	0 3		
									236 H	Loyola Maryland	3 1		
									249 A	Manhattan	1 3		
									256 H	Iona	3 0		
									268 N	Navy	3 2		
									270 A	George Mason	3 0		
									287 A	La Salle	2 3		
									289 A	Marist	3 0		
									289 H	Marist	3 0		
									290 N	Bucknell	3 0		
									291 H	Rider	3 1		
									326 A	Saint Peter's	3 0		
LAST 10 GAMES													
						187 H	Siena	3 2	211 A	Canisius	3 1		
						289 H	Marist	3 0	326 A	Saint Peter's	3 0		
						211 H	Canisius	3 1	249 A	Manhattan	1 3		
						199 H	Fairfield	0 3	203 A	Syracuse	2 3		
						256 H	Iona	3 0	236 H	Loyola Maryland	3 1		

Non-Div. I Games:

Niagara

Average RPI Win:	217	WON-LOST RECORD	WINNING PCT. RANK	LAST 10 GAMES	STRENGTH OF SCHEDULE	OPP. STRENGTH OF SCHEDULE	TEAM RPI	ADJ RPI	CONF. RPI	ADJ CONF. RPI	
Average RPI Loss:	119										
DIV. I ONLY		9- 15	.375 233	2- 8	139	124	198	.45501 203	8	9	
DIV. I NON-CONF.		8- 7	.53333 153	1- 0	247	189	196	.46065 211	9	9	
<hr/>											
TOTALS	RPI 1-25	RPI 26-50		W-L RECORDS	RPI 51-100		RPI 101-150		RPI 150+		
9- 15	0- 2	1- 3		OVERALL	0- 2		1- 3		7- 5		
2- 4	0- 1	0- 0		HOME	0- 1		1- 1		1- 1		
2- 8	0- 0	1- 3		AWAY	0- 1		0- 1		1- 3		
5- 3	0- 1	0- 0		NEUTRAL	0- 0		0- 1		5- 1		
<hr/>											
8- 7	0- 1	1- 1		NON-CONFERENCE	0- 0		0- 1		7- 4		
1- 1	0- 0	0- 0		HOME	0- 0		0- 0		1- 1		
2- 3	0- 0	1- 1		AWAY	0- 0		0- 0		1- 2		
5- 3	0- 1	0- 0		NEUTRAL	0- 0		0- 1		5- 1		
<hr/>											
1- 8	0- 1	0- 2		CONFERENCE	0- 2		1- 2		0- 1		
1- 3	0- 1	0- 0		HOME	0- 1		1- 1		0- 0		
0- 5	0- 0	0- 2		AWAY	0- 1		0- 1		0- 1		
0- 0	0- 0	0- 0		NEUTRAL	0- 0		0- 0		0- 0		
<hr/>											
RPI S	Opponent	Score	RPI S	Opponent	Score	RPI S	Opponent	Score	RPI S	Opponent	Score
7 H	Louisville	0 3	33 A	Marquette	0 3	93 A	Seton Hall	1 3	108 H	South Fla.	3 2
12 N	Kansas St.	0 3	34 A	Creighton	0 3	94 H	Cincinnati	0 3	110 A	Rutgers	1 3
			37 A	Iowa St.	3 2				112 N	Iowa	2 3
			40 A	Notre Dame	0 3				122 H	Pittsburgh	0 3
									161 N	Denver	0 3
									179 N	Ill.-Chicago	3 2
									202 H	Niagara	3 2
									215 A	Colgate	3 1
									230 A	Neb. Omaha	0 3
									232 A	DePaul	1 3
									235 A	Buffalo	0 3
									269 H	Binghamton	2 3
									299 N	Hartford	3 0
									303 N	Eastern Wash.	3 0
									304 N	Dartmouth	3 1
									310 N	Bryant	3 1
<hr/>											
			LAST 10 GAMES								
			94 H	Cincinnati	0 3	108 H	South Fla.	3 2			
			7 H	Louisville	0 3	40 A	Notre Dame	0 3			
			93 A	Seton Hall	1 3	232 A	DePaul	1 3			
			110 A	Rutgers	1 3	202 H	Niagara	3 2			
			122 H	Pittsburgh	0 3	33 A	Marquette	0 3			

Non-Div. I Games:

Syracuse

Average RPI Win:	197	WON-LOST	WINNING	LAST 10	STRENGTH OF	OPP. STRENGTH	TEAM	ADJ	CONF.	ADJ CONF.		
Average RPI Loss:	140	RECORD	PCT. RANK	GAMES	SCHEDULE	OF SCHEDULE	RPI	RPI	RPI	RPI		
DIV. I ONLY	10- 14	.41667	215	5- 5	152	167	195	.4543	204	8	9	
DIV. I NON-CONF.	6- 9	.4	215	1- 1	233	198	237	.42972	244	9	9	
<hr/>												
TOTALS	RPI 1-25	RPI 26-50		W-L RECORDS	RPI 51-100		RPI 101-150		RPI 150+			
10- 14	0- 0	0- 3		OVERALL	1- 1		2- 4		7- 6			
5- 3	0- 0	0- 1		HOME	1- 0		1- 1		3- 1			
2- 7	0- 0	0- 1		AWAY	0- 1		1- 3		1- 2			
3- 4	0- 0	0- 1		NEUTRAL	0- 0		0- 0		3- 3			
<hr/>												
6- 9	0- 0	0- 2		NON-CONFERENCE	0- 1		0- 1		6- 5			
3- 1	0- 0	0- 0		HOME	0- 0		0- 1		3- 0			
0- 4	0- 0	0- 1		AWAY	0- 1		0- 0		0- 2			
3- 4	0- 0	0- 1		NEUTRAL	0- 0		0- 0		3- 3			
<hr/>												
4- 5	0- 0	0- 1		CONFERENCE	1- 0		2- 3		1- 1			
2- 2	0- 0	0- 1		HOME	1- 0		1- 0		0- 1			
2- 3	0- 0	0- 0		AWAY	0- 0		1- 3		1- 0			
0- 0	0- 0	0- 0		NEUTRAL	0- 0		0- 0		0- 0			
<hr/>												
RPI S	Opponent	Score	RPI S	Opponent	Score	RPI S	Opponent	Score	RPI S	Opponent	Score	
			40 H	Notre Dame	0 3	90 A	Yale	1 3	104 H	Maryland	0 3	
			42 N	Northwestern	1 3	93 H	Seton Hall	3 2	108 A	South Fla.	0 3	
			47 A	Arizona St.	0 3					110 H	Rutgers	3 1
							118 A	St. John's (NY)	2 3			
							122 A	Pittsburgh	3 1			
							134 A	Connecticut	1 3			
							158 A	Delaware	0 3			
							160 N	Gonzaga	2 3			
							167 N	Temple	3 2			
							185 A	Penn	0 3			
							205 A	Georgetown	3 1			
							219 H	Lehigh	3 1			
							226 H	New Hampshire	3 2			
							232 H	DePaul	1 3			
							263 N	Brown	3 0			
							264 N	UC Riverside	0 3			
							275 H	Robert Morris	3 0			
							281 N	Fla. Atlantic	1 3			
							287 N	La Salle	3 0			
			<hr/>									
			LAST 10 GAMES									
			40 H	Notre Dame	0 3	219 H	Lehigh	3 1				
			232 H	DePaul	1 3	205 A	Georgetown	3 1				
			158 A	Delaware	0 3	93 H	Seton Hall	3 2				
			122 A	Pittsburgh	3 1	110 H	Rutgers	3 1				
			108 A	South Fla.	0 3	118 A	St. John's (NY)	2 3				

Non-Div. I Games:

Villanova

Average RPI Win: 231		WON-LOST	WINNING	LAST 10	STRENGTH OF		OPP. STRENGTH	TEAM	ADJ	CONF.	ADJ CONF.			
Average RPI Loss: 126		RECORD	PCT. RANK	GAMES	SCHEDULE		OF SCHEDULE	RPI	RPI	RPI	RPI			
DIV. I ONLY		7- 15	.31818	268	1- 9		104	190	209	.45429	205	8	9	
DIV. I NON-CONF.		6- 7	.46154	182	0- 1		125	222	165	.47858	178	9	9	
<hr/>														
TOTALS		RPI 1-25		RPI 26-50		W-L RECORDS		RPI 51-100		RPI 101-150		RPI 150+		
7- 15		0- 0		0- 2		OVERALL		0- 3		1- 6		6- 4		
1- 5		0- 0		0- 1		HOME		0- 1		0- 2		1- 1		
2- 7		0- 0		0- 0		AWAY		0- 2		0- 4		2- 1		
4- 3		0- 0		0- 1		NEUTRAL		0- 0		1- 0		3- 2		
6- 7		0- 0		0- 1		NON-CONFERENCE		0- 2		1- 1		5- 3		
0- 1		0- 0		0- 0		HOME		0- 0		0- 1		0- 0		
2- 3		0- 0		0- 0		AWAY		0- 2		0- 0		2- 1		
4- 3		0- 0		0- 1		NEUTRAL		0- 0		1- 0		3- 2		
1- 8		0- 0		0- 1		CONFERENCE		0- 1		0- 5		1- 1		
1- 4		0- 0		0- 1		HOME		0- 1		0- 1		1- 1		
0- 4		0- 0		0- 0		AWAY		0- 0		0- 4		0- 0		
0- 0		0- 0		0- 0		NEUTRAL		0- 0		0- 0		0- 0		
RPI	S	Opponent		Score	RPI	S	Opponent		Score	RPI	S	Opponent		Score
					40	H	Notre Dame		0 3	60	A	VCU		1 3
					44	N	Michigan St.		0 3	86	A	Col. of Charleston		2 3
										93	H	Seton Hall		1 3
												108 A South Fla.		2 3
												110 H Rutgers		1 3
												118 A St. John's (NY)		0 3
												122 A Pittsburgh		1 3
												134 A Connecticut		1 3
												141 H Liberty		1 3
												142 N Virginia		3 0
												158 A Delaware		0 3
												198 A American		3 0
												204 H Villanova		1 3
												213 N Presbyterian		1 3
												220 A William & Mary		3 1
												232 H DePaul		3 0
												249 N Manhattan		3 0
												261 N Appalachian St.		2 3
												270 N George Mason		3 0
												308 N Campbell		3 1
<hr/>														
LAST 10 GAMES														
					232	H	DePaul		3 0	110	H	Rutgers		1 3
					40	H	Notre Dame		0 3	93	H	Seton Hall		1 3
					108	A	South Fla.		2 3	134	A	Connecticut		1 3
					122	A	Pittsburgh		1 3	118	A	St. John's (NY)		0 3
					204	H	Villanova		1 3	141	H	Liberty		1 3

Non-Div. I Games:

Georgetown

Average RPI Win: 274		WON-LOST	WINNING	LAST 10	STRENGTH OF		OPP. STRENGTH	TEAM	ADJ	CONF.	ADJ CONF.	
Average RPI Loss: 141		RECORD	PCT. RANK	GAMES	SCHEDULE		OF SCHEDULE	RPI	RPI	RPI	RPI	
DIV. I ONLY		12- 10	.54545	143	265		258	208	.45354	206	20	
DIV. I NON-CONF.		8- 3	.72727	69	252		278	136	.51247	131	21	
<hr/>												
TOTALS		RPI 1-25		RPI 26-50		W-L RECORDS		RPI 51-100		RPI 101-150		RPI 150+
12- 10		0- 1		0- 0		OVERALL		1- 4		0- 1		11- 4
2- 3		0- 0		0- 0		HOME		0- 2		0- 0		2- 1
5- 5		0- 1		0- 0		AWAY		0- 1		0- 0		5- 3
5- 2		0- 0		0- 0		NEUTRAL		1- 1		0- 1		4- 0
8- 3		0- 1		0- 0		NON-CONFERENCE		1- 1		0- 1		7- 0
0- 0		0- 0		0- 0		HOME		0- 0		0- 0		0- 0
4- 1		0- 1		0- 0		AWAY		0- 0		0- 0		4- 0
4- 2		0- 0		0- 0		NEUTRAL		1- 1		0- 1		3- 0
4- 7		0- 0		0- 0		CONFERENCE		0- 3		0- 0		4- 4
2- 3		0- 0		0- 0		HOME		0- 2		0- 0		2- 1
1- 4		0- 0		0- 0		AWAY		0- 1		0- 0		1- 3
1- 0		0- 0		0- 0		NEUTRAL		0- 0		0- 0		1- 0
RPI S	Opponent	Score		RPI S	Opponent	Score		RPI S	Opponent	Score		
17 A	Miami (FL)	0	3			74 N	Central Ark. 0 3	110 N	Rutgers	2	3	
						78 N	Ole Miss 3 2	212 A	UNC Greensboro	0	3	
						86 A	Col. of Charleston 0 3	228 A	Elon	2	3	
						88 H	Ga. Southern 1 3	240 H	Davidson	0	3	
						92 H	Furman 0 3	250 H	Western Caro.	3	1	
								258 A	Chattanooga	2	3	
								261 H	Appalachian St.	3	0	
								274 N	Hampton	3	1	
								281 N	Fla. Atlantic	3	1	
								285 A	Charleston So.	3	1	
								292 A	Gardner-Webb	3	1	
								305 A	Citadel	3	1	
								305 N	Citadel	3	2	
								316 A	Stetson	3	1	
								316 N	Stetson	3	0	
								328 A	N.C. A&T	3	1	
				LAST 10 GAMES								
				212 A	UNC Greensboro	0	3	305 A	Citadel	3	1	
				228 A	Elon	2	3	92 H	Furman	0	3	
				250 H	Western Caro.	3	1	258 A	Chattanooga	2	3	
				261 H	Appalachian St.	3	0	328 A	N.C. A&T	3	1	
				86 A	Col. of Charleston	0	3	240 H	Davidson	0	3	

Non-Div. I Games:

Wofford

Average RPI Win:	265	WON-LOST RECORD	WINNING PCT. RANK	LAST 10 GAMES	STRENGTH OF SCHEDULE	OPP. STRENGTH OF SCHEDULE	TEAM RPI	ADJ RPI	CONF. RPI	ADJ CONF. RPI	
Average RPI Loss:	147										
DIV. I ONLY	13- 10	.56522	134	4- 6	275	245	207	.45289	207	17	18
DIV. I NON-CONF.	10- 4	.71429	73	1- 0	293	283	167	.48265	170	20	20
<hr/>											
TOTALS	RPI 1-25	RPI 26-50		W-L RECORDS	RPI 51-100		RPI 101-150		RPI 150+		
13- 10	0- 0	0- 1		OVERALL	0- 2		0- 2		13- 5		
3- 3	0- 0	0- 0		HOME	0- 1		0- 1		3- 1		
3- 5	0- 0	0- 1		AWAY	0- 0		0- 1		3- 3		
7- 2	0- 0	0- 0		NEUTRAL	0- 1		0- 0		7- 1		
<hr/>											
10- 4	0- 0	0- 1		NON-CONFERENCE	0- 1		0- 0		10- 2		
1- 0	0- 0	0- 0		HOME	0- 0		0- 0		1- 0		
2- 2	0- 0	0- 1		AWAY	0- 0		0- 0		2- 1		
7- 2	0- 0	0- 0		NEUTRAL	0- 1		0- 0		7- 1		
<hr/>											
3- 6	0- 0	0- 0		CONFERENCE	0- 1		0- 2		3- 3		
2- 3	0- 0	0- 0		HOME	0- 1		0- 1		2- 1		
1- 3	0- 0	0- 0		AWAY	0- 0		0- 1		1- 2		
0- 0	0- 0	0- 0		NEUTRAL	0- 0		0- 0		0- 0		
<hr/>											
RPI S	Opponent	Score	RPI S	Opponent	Score	RPI S	Opponent	Score	RPI S	Opponent	Score
			44 A	Michigan St.	1 3	85 N	Morehead St.	0 3	131 A	Valparaiso	1 3
						98 H	Cleveland St.	0 3	145 H	Loyola Chicago	1 3
									168 A	Akron	1 3
									177 A	Green Bay	2 3
									177 H	Green Bay	2 3
									179 H	Ill.-Chicago	3 2
									201 A	Milwaukee	1 3
									201 H	Milwaukee	3 1
									212 A	UNC Greensboro	3 1
									242 N	Eastern Ky.	2 3
									243 N	UNC Wilmington	3 1
									265 N	SIU Edwardsville	3 1
									269 N	Binghamton	3 2
									272 N	McNeese St.	3 2
									275 H	Robert Morris	3 0
									282 A	Coppin St.	3 1
									297 A	Wright St.	3 0
									310 N	Bryant	3 0
									315 N	Chicago St.	3 0
									328 N	N.C. A&T	3 0
<hr/>											
			LAST 10 GAMES								
			201 H	Milwaukee	3 1	145 H	Loyola Chicago	1 3			
			177 H	Green Bay	2 3	179 H	Ill.-Chicago	3 2			
			98 H	Cleveland St.	0 3	177 A	Green Bay	2 3			
			131 A	Valparaiso	1 3	201 A	Milwaukee	1 3			
			297 A	Wright St.	3 0	243 N	UNC Wilmington	3 1			

Non-Div. I Games:

Youngstown St.

Average RPI Win: 239		WON-LOST	WINNING	LAST 10	STRENGTH OF		OPP. STRENGTH	TEAM	ADJ	CONF.	ADJ CONF.
Average RPI Loss: 129		RECORD	PCT. RANK	GAMES	SCHEDULE		OF SCHEDULE	RPI	RPI	RPI	RPI
DIV. I ONLY		8- 15	.34783	250	3- 7		136	213	222	.4527	208
DIV. I NON-CONF.		4- 8	.33333	244	0- 0		126	224	227	.45605	219
TOTALS		RPI 1-25	RPI 26-50		W-L RECORDS		RPI 51-100		RPI 101-150		RPI 150+
8- 15	0- 0	0- 0		OVERALL		0- 3		1- 8		7- 4	
6- 8	0- 0	0- 0		HOME		0- 1		1- 4		5- 3	
2- 5	0- 0	0- 0		AWAY		0- 0		0- 3		2- 1	
0- 2	0- 0	0- 0		NEUTRAL		0- 1		0- 1		0- 0	
4- 8	0- 0	0- 0		NON-CONFERENCE		0- 3		0- 3		4- 2	
3- 5	0- 0	0- 0		HOME		0- 1		0- 2		3- 2	
1- 1	0- 0	0- 0		AWAY		0- 1		0- 0		1- 0	
0- 2	0- 0	0- 0		NEUTRAL		0- 1		0- 1		0- 0	
4- 7	0- 0	0- 0		CONFERENCE		0- 0		1- 5		3- 2	
3- 3	0- 0	0- 0		HOME		0- 0		1- 2		2- 1	
1- 4	0- 0	0- 0		AWAY		0- 0		0- 3		1- 1	
0- 0	0- 0	0- 0		NEUTRAL		0- 0		0- 0		0- 0	
RPI S	Opponent	Score	RPI S	Opponent	Score	RPI S	Opponent	Score	RPI S	Opponent	Score
						56 N	IPFW	0 3	106 N	Eastern Mich.	2 3
						63 A	TCU	0 3	107 H	Utah St.	0 3
						91 H	A&M-Corpus Christi	0 3	116 A	New Mexico St.	0 3
									116 H	New Mexico St.	3 1
									121 A	UTSA	0 3
									124 H	Northwestern St.	2 3
									127 H	Idaho	1 3
									128 H	North Texas	2 3
									144 A	Texas St.	1 3
									154 H	Stephen F. Austin	0 3
									161 A	Denver	0 3
									161 H	Denver	1 3
									179 A	Ill.-Chicago	3 1
									193 H	San Jose St.	3 1
									237 H	Seattle	3 0
									267 H	Tex.-Pan American	3 1
									278 H	Southern Miss.	0 3
									289 H	Marist	3 0
									307 A	Louisiana Tech	3 1
									325 H	Savannah St.	3 0
LAST 10 GAMES											
						161 H	Denver	1 3	144 A	Texas St.	1 3
						116 H	New Mexico St.	3 1	107 H	Utah St.	0 3
						237 H	Seattle	3 0	193 H	San Jose St.	3 1
						127 H	Idaho	1 3	116 A	New Mexico St.	0 3
						121 A	UTSA	0 3	161 A	Denver	0 3

Non-Div. I Games:

Texas-Arlington

Average RPI Win: 238		WON-LOST RECORD		WINNING PCT. RANK		LAST 10 GAMES		STRENGTH OF SCHEDULE		OPP. STRENGTH OF SCHEDULE		TEAM RPI		ADJ RPI		CONF. RPI		ADJ CONF. RPI	
DIV. I ONLY		8- 16		.33333 259		3- 7		128		128		213		.45169 209		10		10	
DIV. I NON-CONF.		5- 8		.38462 224		1- 0		166		186		224		.45155 224		10		10	
TOTALS		RPI 1-25		RPI 26-50		W-L RECORDS		RPI 51-100		RPI 101-150		RPI 150+							
8- 16		0- 0		0- 5		OVERALL		0- 4		2- 3		6- 4							
5- 4		0- 0		0- 2		HOME		0- 1		1- 0		4- 1							
1- 8		0- 0		0- 3		AWAY		0- 2		0- 2		1- 1							
2- 4		0- 0		0- 0		NEUTRAL		0- 1		1- 1		1- 2							
5- 8		0- 0		0- 1		NON-CONFERENCE		0- 2		1- 2		4- 3							
2- 1		0- 0		0- 0		HOME		0- 0		0- 0		2- 1							
1- 3		0- 0		0- 1		AWAY		0- 1		0- 1		1- 0							
2- 4		0- 0		0- 0		NEUTRAL		0- 1		1- 1		1- 2							
3- 8		0- 0		0- 4		CONFERENCE		0- 2		1- 1		2- 1							
3- 3		0- 0		0- 2		HOME		0- 1		1- 0		2- 0							
0- 5		0- 0		0- 2		AWAY		0- 1		0- 1		0- 1							
0- 0		0- 0		0- 0		NEUTRAL		0- 0		0- 0		0- 0							
RPI	S	Opponent		Score		RPI	S	Opponent		Score		RPI	S	Opponent		Score			
		34	H Creighton	1	3	64	N	Cal St. Northridge	0	3	108	N	South Fla.	1	3				
		36	A Wichita St.	0	3	77	A	Southern Ill.	0	3	109	A	Missouri St.	0	3				
		36	H Wichita St.	1	3	85	A	Morehead St.	1	3	109	H	Missouri St.	3	0				
		45	A Arizona	0	3	99	H	Illinois St.	0	3	138	N	Utah Valley	3	1				
		46	A UNI	1	3						147	A	Saint Louis	1	3				
											163	N	Southeast Mo. St.	0	3				
											165	N	Northern Ky.	1	3				
											217	H	Belmont	2	3				
											234	A	Bradley	0	3				
											246	H	Drake	3	1				
											265	A	SIU Edwardsville	3	0				
											266	H	UT Martin	3	0				
											286	H	Indiana St.	3	2				
											295	N	Alabama A&M	3	0				
											298	H	Murray St.	3	0				
LAST 10 GAMES																			
		36	H Wichita St.	1	3	266	H	UT Martin	3	0									
		109	H Missouri St.	3	0	34	H	Creighton	1	3									
		234	A Bradley	0	3	246	H	Drake	3	1									
		46	A UNI	1	3	109	A	Missouri St.	0	3									
		77	A Southern Ill.	0	3	36	A	Wichita St.	0	3									

Non-Div. I Games:

Evansville

Average RPI Win:	235	WON-LOST RECORD	WINNING PCT. RANK	LAST 10 GAMES	STRENGTH OF SCHEDULE	OPP. STRENGTH OF SCHEDULE	TEAM RPI	ADJ RPI	CONF. RPI	ADJ CONF. RPI					
DIV. I ONLY		9- 14	.3913	223	4- 6	176	173	219	.45082	210	14	14			
DIV. I NON-CONF.		4- 7	.36364	233	0- 0	221	171	241	.43417	239	12	12			
<hr/>															
TOTALS	RPI 1-25	RPI 26-50		W-L RECORDS		RPI 51-100		RPI 101-150		RPI 150+					
9- 14	0- 0	0- 0		OVERALL		0- 6		1- 6		8- 2					
4- 3	0- 0	0- 0		HOME		0- 2		1- 1		3- 0					
3- 6	0- 0	0- 0		AWAY		0- 3		0- 2		3- 1					
2- 5	0- 0	0- 0		NEUTRAL		0- 1		0- 3		2- 1					
<hr/>															
4- 7	0- 0	0- 0		NON-CONFERENCE		0- 1		1- 4		3- 2					
1- 0	0- 0	0- 0		HOME		0- 0		1- 0		0- 0					
1- 2	0- 0	0- 0		AWAY		0- 0		0- 1		1- 1					
2- 5	0- 0	0- 0		NEUTRAL		0- 1		0- 3		2- 1					
<hr/>															
5- 7	0- 0	0- 0		CONFERENCE		0- 5		0- 2		5- 0					
3- 3	0- 0	0- 0		HOME		0- 2		0- 1		3- 0					
2- 4	0- 0	0- 0		AWAY		0- 3		0- 1		2- 0					
0- 0	0- 0	0- 0		NEUTRAL		0- 0		0- 0		0- 0					
<hr/>															
RPI	S	Opponent	Score	RPI	S	Opponent	Score	RPI	S	Opponent	Score				
				59 H Northern Ariz.				1	3	107 A Utah St.			1	3	
				72 N Utah				0	3	132 N Portland			0	3	
				75 A Idaho St.				0	3	136 N UC Irvine			0	3	
				75 H Idaho St.				1	3	137 H Montana St.			1	3	
				83 A Northern Colo.				0	3	138 H Utah Valley			3	0	
				84 A Portland St.				1	3	139 A North Dakota			0	3	
										149 N UMES			2	3	
										172 A Boise St.			0	3	
										186 N Kennesaw St.			3	0	
										192 H Sacramento St.			3	1	
										193 N San Jose St.			2	3	
										197 H Montana			3	0	
										252 A Weber St.			3	1	
										252 H Weber St.			3	0	
										273 N UNC Asheville			3	0	
										303 A Eastern Wash.			3	2	
										325 A Savannah St.			3	0	
				LAST 10 GAMES											
				252 H Weber St.				3	0	197 H Montana				3	0
				75 H Idaho St.				1	3	84 A Portland St.				1	3
				83 A Northern Colo.				0	3	303 A Eastern Wash.				3	2
				139 A North Dakota				0	3	59 H Northern Ariz.				1	3
				137 H Montana St.				1	3	192 H Sacramento St.				3	1

Non-Div. I Games:

Southern Utah

Average RPI Win: 256		WON-LOST	WINNING	LAST 10	STRENGTH OF		OPP. STRENGTH	TEAM	ADJ	CONF.	ADJ CONF.
Average RPI Loss: 191		RECORD	PCT. RANK	GAMES	SCHEDULE		OF SCHEDULE	RPI	RPI	RPI	RPI
DIV. I ONLY		12- 10	.54545	143	7- 3		222	289	191	.44966	211
DIV. I NON-CONF.		3- 7	.3	253	0- 0		215	253	266	.39989	264
TOTALS		RPI 1-25	RPI 26-50		W-L RECORDS		RPI 51-100		RPI 101-150		RPI 150+
12- 10	0- 0	0- 0		OVERALL		0- 2		0- 0		12- 8	
5- 2	0- 0	0- 0		HOME		0- 0		0- 0		5- 2	
4- 4	0- 0	0- 0		AWAY		0- 0		0- 0		4- 4	
3- 4	0- 0	0- 0		NEUTRAL		0- 2		0- 0		3- 2	
3- 7	0- 0	0- 0		NON-CONFERENCE		0- 2		0- 0		3- 5	
0- 0	0- 0	0- 0		HOME		0- 0		0- 0		0- 0	
0- 3	0- 0	0- 0		AWAY		0- 0		0- 0		0- 3	
3- 4	0- 0	0- 0		NEUTRAL		0- 2		0- 0		3- 2	
9- 3	0- 0	0- 0		CONFERENCE		0- 0		0- 0		9- 3	
5- 2	0- 0	0- 0		HOME		0- 0		0- 0		5- 2	
4- 1	0- 0	0- 0		AWAY		0- 0		0- 0		4- 1	
0- 0	0- 0	0- 0		NEUTRAL		0- 0		0- 0		0- 0	
RPI S	Opponent	Score	RPI S	Opponent	Score	RPI S	Opponent	Score	RPI S	Opponent	Score
						92 N	Furman	0 3	156 N	Oral Roberts	0 3
						93 N	Seton Hall	0 3	187 A	Siena	3 1
									187 H	Siena	0 3
									193 N	San Jose St.	3 1
									199 H	Fairfield	3 2
									202 A	Niagara	1 3
									202 H	Niagara	1 3
									225 A	Rhode Island	2 3
									233 N	Mercer	1 3
									235 A	Buffalo	1 3
									236 H	Loyola Maryland	3 0
									249 A	Manhattan	3 1
									256 H	Iona	3 1
									257 N	USC Upstate	3 1
									285 A	Charleston So.	2 3
									289 A	Marist	3 1
									289 H	Marist	3 1
									291 H	Rider	3 0
									299 N	Hartford	3 0
									326 A	Saint Peter's	3 0
LAST 10 GAMES											
						289 H	Marist	3 1	202 H	Niagara	1 3
						187 H	Siena	0 3	249 A	Manhattan	3 1
						202 A	Niagara	1 3	326 A	Saint Peter's	3 0
						256 H	Iona	3 1	291 H	Rider	3 0
						199 H	Fairfield	3 2	236 H	Loyola Maryland	3 0

Non-Div. I Games:

Canisius

Average RPI Win: 259		WON-LOST RECORD		WINNING PCT. RANK		LAST 10 GAMES		STRENGTH OF SCHEDULE		OPP. STRENGTH OF SCHEDULE		TEAM RPI		ADJ RPI		CONF. RPI		ADJ CONF. RPI	
DIV. I ONLY		11- 11		.5 162		5- 5		201		280		200		.44924 212		20		20	
DIV. I NON-CONF.		6- 6		.5 158		1- 0		184		307		201		.45716 216		21		21	
TOTALS		RPI 1-25		RPI 26-50		W-L RECORDS		RPI 51-100		RPI 101-150		RPI 150+							
11- 11		0- 0		0- 0		OVERALL		0- 4		1- 1		10- 6							
6- 7		0- 0		0- 0		HOME		0- 3		0- 1		6- 3							
3- 4		0- 0		0- 0		AWAY		0- 1		0- 0		3- 3							
2- 0		0- 0		0- 0		NEUTRAL		0- 0		1- 0		1- 0							
6- 6		0- 0		0- 0		NON-CONFERENCE		0- 2		1- 0		5- 4							
3- 5		0- 0		0- 0		HOME		0- 2		0- 0		3- 3							
1- 1		0- 0		0- 0		AWAY		0- 0		0- 0		1- 1							
2- 0		0- 0		0- 0		NEUTRAL		0- 0		1- 0		1- 0							
5- 5		0- 0		0- 0		CONFERENCE		0- 2		0- 1		5- 2							
3- 2		0- 0		0- 0		HOME		0- 1		0- 1		3- 0							
2- 3		0- 0		0- 0		AWAY		0- 1		0- 0		2- 2							
0- 0		0- 0		0- 0		NEUTRAL		0- 0		0- 0		0- 0							
RPI	S	Opponent		Score	RPI	S	Opponent		Score	RPI	S	Opponent		Score					
							58 H	Ohio	0 3			115 H	Samford	0 3					
							85 H	Morehead St.	2 3			141 N	Liberty	3 2					
							88 A	Ga. Southern	0 3			170 A	High Point	2 3					
							92 H	Furman	2 3			198 H	American	2 3					
												206 H	Wofford	3 0					
												207 H	Youngstown St.	1 3					
												228 A	Elon	3 2					
												240 A	Davidson	2 3					
												243 H	UNC Wilmington	3 2					
												250 A	Western Caro.	0 3					
												258 H	Chattanooga	3 1					
												261 A	Appalachian St.	3 1					
												273 H	UNC Asheville	2 3					
												274 N	Hampton	3 1					
												294 H	South Carolina St.	3 0					
												305 H	Citadel	3 2					
												312 A	N.C. Central	3 1					
												328 H	N.C. A&T	3 0					
LAST 10 GAMES																			
							206 H	Wofford	3 0			258 H	Chattanooga	3 1					
							92 H	Furman	2 3			115 H	Samford	0 3					
							240 A	Davidson	2 3			261 A	Appalachian St.	3 1					
							88 A	Ga. Southern	0 3			250 A	Western Caro.	0 3					
							294 H	South Carolina St.	3 0			305 H	Citadel	3 2					

Non-Div. I Games:

UNC Greensboro

Average RPI Win:		271	WON-LOST RECORD		WINNING PCT. RANK		LAST 10 GAMES		STRENGTH OF SCHEDULE		OPP. STRENGTH OF SCHEDULE		TEAM RPI		ADJ RPI		CONF. RPI		ADJ CONF. RPI				
Average RPI Loss:		126																					
DIV. I ONLY			9- 15		.375 233		7- 3		142		209		217		.44846 213		26		26				
DIV. I NON-CONF.			3- 12		.2 284		1- 0		108		109		239		.43511 238		27		27				
TOTALS		RPI 1-25		RPI 26-50		W-L RECORDS		RPI 51-100		RPI 101-150		RPI 150+											
9- 15		0- 1		0- 2		OVERALL		0- 4		0- 2		9- 6											
3- 2		0- 0		0- 0		HOME		0- 0		0- 0		3- 2											
3- 7		0- 0		0- 0		AWAY		0- 3		0- 2		3- 2											
3- 6		0- 1		0- 2		NEUTRAL		0- 1		0- 0		3- 2											
3- 12		0- 1		0- 2		NON-CONFERENCE		0- 4		0- 1		3- 4											
0- 1		0- 0		0- 0		HOME		0- 0		0- 0		0- 1											
0- 5		0- 0		0- 0		AWAY		0- 3		0- 1		0- 1											
3- 6		0- 1		0- 2		NEUTRAL		0- 1		0- 0		3- 2											
6- 3		0- 0		0- 0		CONFERENCE		0- 0		0- 1		6- 2											
3- 1		0- 0		0- 0		HOME		0- 0		0- 0		3- 1											
3- 2		0- 0		0- 0		AWAY		0- 0		0- 1		3- 1											
0- 0		0- 0		0- 0		NEUTRAL		0- 0		0- 0		0- 0											
RPI	S	Opponent		Score		RPI	S	Opponent		Score		RPI	S	Opponent		Score							
17	N	Miami (FL)		0	3	35	N	Oregon St.		0	3	55	N	San Francisco		0	3	102	A	Wyoming	1	3	
						44	N	Michigan St.		0	3	86	A	Col. of Charleston		1	3	141	A	Liberty	0	3	
												92	A	Furman		0	3	151	H	East Tenn. St.	0	3	
												99	A	Illinois St.		0	3	170	H	High Point	2	3	
																		181	A	North Florida	0	3	
																		205	N	Georgetown	3	1	
																		231	N	Florida A&M	0	3	
																		237	N	Seattle	1	3	
																		240	N	Davidson	3	2	
																		244	A	Coastal Caro.	2	3	
																		254	A	Winthrop	3	1	
																		273	H	UNC Asheville	3	0	
																		279	A	Radford	3	0	
																		285	A	Charleston So.	3	0	
																		292	H	Gardner-Webb	3	0	
																		303	N	Eastern Wash.	3	0	
																		308	H	Campbell	3	0	
						LAST 10 GAMES																	
						279	A	Radford		3	0	292	H	Gardner-Webb		3	0						
						141	A	Liberty		0	3	254	A	Winthrop		3	1						
						170	H	High Point		2	3	244	A	Coastal Caro.		2	3						
						308	H	Campbell		3	0	285	A	Charleston So.		3	0						
						273	H	UNC Asheville		3	0	205	N	Georgetown		3	1						

Non-Div. I Games:

Presbyterian

Average RPI Win: 196		WON-LOST	WINNING	LAST 10	STRENGTH OF		OPP. STRENGTH	TEAM	ADJ	CONF.	ADJ CONF.
Average RPI Loss: 144		RECORD	PCT. RANK	GAMES	SCHEDULE		OF SCHEDULE	RPI	RPI	RPI	RPI
DIV. I ONLY		9- 14	.3913	223	3- 7		189	158	220	.44722	214
DIV. I NON-CONF.		6- 5	.54545	145	1- 0		241	181	182	.47545	184
TOTALS		RPI 1-25	RPI 26-50		W-L RECORDS		RPI 51-100		RPI 101-150		RPI 150+
9- 14	0- 0	0- 1		OVERALL		0- 1		3- 7		6- 5	
1- 6	0- 0	0- 0		HOME		0- 0		0- 3		1- 3	
5- 5	0- 0	0- 0		AWAY		0- 1		2- 2		3- 2	
3- 3	0- 0	0- 1		NEUTRAL		0- 0		1- 2		2- 0	
6- 5	0- 0	0- 1		NON-CONFERENCE		0- 0		2- 2		4- 2	
1- 0	0- 0	0- 0		HOME		0- 0		0- 0		1- 0	
2- 2	0- 0	0- 0		AWAY		0- 0		1- 0		1- 2	
3- 3	0- 0	0- 1		NEUTRAL		0- 0		1- 2		2- 0	
3- 9	0- 0	0- 0		CONFERENCE		0- 1		1- 5		2- 3	
0- 6	0- 0	0- 0		HOME		0- 0		0- 3		0- 3	
3- 3	0- 0	0- 0		AWAY		0- 1		1- 2		2- 0	
0- 0	0- 0	0- 0		NEUTRAL		0- 0		0- 0		0- 0	
RPI S	Opponent	Score	RPI S	Opponent	Score	RPI S	Opponent	Score	RPI S	Opponent	Score
			43 N	Santa Clara	0 3	56 A	IPFW	1 3	103 N	Indiana	0 3
									114 A	Oakland	3 2
									119 H	IUPUI	0 3
									133 A	UMKC	0 3
									133 H	UMKC	2 3
									137 N	Montana St.	2 3
									145 N	Loyola Chicago	3 0
									147 A	Saint Louis	3 0
									148 A	South Dakota St.	1 3
									148 H	South Dakota St.	1 3
									154 N	Stephen F. Austin	3 0
									157 A	North Dakota St.	3 2
									157 H	North Dakota St.	1 3
									169 A	Butler	1 3
									180 A	South Dakota	3 0
									180 H	South Dakota	1 3
									230 H	Neb. Omaha	2 3
									265 A	SIU Edwardsville	1 3
									265 N	SIU Edwardsville	3 2
									286 A	Indiana St.	3 2
									315 H	Chicago St.	3 0
LAST 10 GAMES											
			157 H	North Dakota St.	1 3	119 H	IUPUI	0 3			
			148 H	South Dakota St.	1 3	147 A	Saint Louis	3 0			
			180 A	South Dakota	3 0	230 H	Neb. Omaha	2 3			
			133 A	UMKC	0 3	148 A	South Dakota St.	1 3			
			56 A	IPFW	1 3	157 A	North Dakota St.	3 2			

Non-Div. I Games:

Western Ill.

Average RPI Win: 233		WON-LOST	WINNING	LAST 10	STRENGTH OF		OPP. STRENGTH	TEAM	ADJ	CONF.	ADJ CONF.
Average RPI Loss: 166		RECORD	PCT. RANK	GAMES	SCHEDULE		OF SCHEDULE	RPI	RPI	RPI	RPI
DIV. I ONLY		11- 12	.47826 177	8- 2	204		217	198	.44661 215	28	27
DIV. I NON-CONF.		3- 11	.21429 282	1- 1	170		126	262	.40023 263	26	25
TOTALS		RPI 1-25	RPI 26-50	W-L RECORDS	RPI 51-100		RPI 101-150	RPI 150+			
11- 12	0- 1	0- 1	OVERALL	0- 1			1- 1	10- 8			
4- 5	0- 0	0- 0	HOME	0- 0			0- 0	4- 5			
6- 4	0- 0	0- 0	AWAY	0- 1			1- 1	5- 2			
1- 3	0- 1	0- 1	NEUTRAL	0- 0			0- 0	1- 1			
3- 11	0- 1	0- 1	NON-CONFERENCE	0- 1			1- 1	2- 7			
1- 4	0- 0	0- 0	HOME	0- 0			0- 0	1- 4			
1- 4	0- 0	0- 0	AWAY	0- 1			1- 1	0- 2			
1- 3	0- 1	0- 1	NEUTRAL	0- 0			0- 0	1- 1			
8- 1	0- 0	0- 0	CONFERENCE	0- 0			0- 0	8- 1			
3- 1	0- 0	0- 0	HOME	0- 0			0- 0	3- 1			
5- 0	0- 0	0- 0	AWAY	0- 0			0- 0	5- 0			
0- 0	0- 0	0- 0	NEUTRAL	0- 0			0- 0	0- 0			
RPI S	Opponent	Score	RPI S	Opponent	Score	RPI S	Opponent	Score	RPI S	Opponent	Score
3 N	Nebraska	0 3	47 N	Arizona St.	0 3	53 A	Loyola Marymount	1 3	129 A	Albany (NY)	3 1
									136 A	UC Irvine	1 3
									155 A	Army	3 1
									179 H	Ill.-Chicago	0 3
									187 H	Siena	3 0
									188 A	Columbia	1 3
									189 H	Princeton	0 3
									198 H	American	3 0
									200 N	Hofstra	2 3
									203 H	Syracuse	1 3
									219 A	Lehigh	3 0
									219 H	Lehigh	1 3
									225 N	Rhode Island	3 1
									260 A	Cornell	2 3
									268 H	Navy	3 0
									288 A	Lafayette	3 0
									288 H	Lafayette	3 0
									290 A	Bucknell	3 1
									310 H	Bryant	2 3
									319 A	Holy Cross	3 0
			LAST 10 GAMES								
			219 H	Lehigh	1 3	290 A	Bucknell	3 1			
			288 H	Lafayette	3 0	155 A	Army	3 1			
			129 A	Albany (NY)	3 1	319 A	Holy Cross	3 0			
			198 H	American	3 0	260 A	Cornell	2 3			
			268 H	Navy	3 0	288 A	Lafayette	3 0			

Non-Div. I Games:

Colgate

Average RPI Win: 270		WON-LOST	WINNING	LAST 10	STRENGTH OF		OPP. STRENGTH	TEAM	ADJ	CONF.	ADJ CONF.
Average RPI Loss: 134		RECORD	PCT. RANK	GAMES	SCHEDULE		OF SCHEDULE	RPI	RPI	RPI	RPI
DIV. I ONLY		11- 13	.45833	191	5- 5		182	244	206	.44623	216
DIV. I NON-CONF.		6- 8	.42857	200	0- 0		132	236	183	.4707	194
TOTALS		RPI 1-25	RPI 26-50		W-L RECORDS		RPI 51-100		RPI 101-150		RPI 150+
11- 13	0- 1	0- 0		OVERALL		0- 5		0- 0		11- 7	
1- 4	0- 0	0- 0		HOME		0- 1		0- 0		1- 3	
5- 4	0- 1	0- 0		AWAY		0- 2		0- 0		5- 1	
5- 5	0- 0	0- 0		NEUTRAL		0- 2		0- 0		5- 3	
6- 8	0- 1	0- 0		NON-CONFERENCE		0- 4		0- 0		6- 3	
0- 0	0- 0	0- 0		HOME		0- 0		0- 0		0- 0	
1- 3	0- 1	0- 0		AWAY		0- 2		0- 0		1- 0	
5- 5	0- 0	0- 0		NEUTRAL		0- 2		0- 0		5- 3	
5- 5	0- 0	0- 0		CONFERENCE		0- 1		0- 0		5- 4	
1- 4	0- 0	0- 0		HOME		0- 1		0- 0		1- 3	
4- 1	0- 0	0- 0		AWAY		0- 0		0- 0		4- 1	
0- 0	0- 0	0- 0		NEUTRAL		0- 0		0- 0		0- 0	
RPI S	Opponent	Score		RPI S	Opponent	Score		RPI S	Opponent	Score	
23 A	Purdue	1	3					57 N	Bowling Green	1	3
								65 A	Auburn	0	3
								74 A	Central Ark.	0	3
								85 H	Morehead St.	2	3
								88 N	Ga. Southern	0	3
								163 H	Southeast Mo. St.	0	3
								170 N	High Point	2	3
								174 N	UAB	0	3
								180 N	South Dakota	3	2
								180 N	South Dakota	2	3
								217 A	Belmont	0	3
								217 H	Belmont	0	3
								218 A	Austin Peay	3	1
								227 A	Tennessee St.	3	1
								227 H	Tennessee St.	1	3
								242 H	Eastern Ky.	3	2
								271 N	Southeastern La.	3	0
								277 N	Jackson St.	3	0
								298 A	Murray St.	3	0
								306 A	Tennessee Tech	3	0
								313 N	Ark.-Pine Bluff	3	0
								316 N	Stetson	3	2
								318 A	Alabama St.	3	0
LAST 10 GAMES											
				217 H	Belmont	0	3	217 A	Belmont	0	3
				227 H	Tennessee St.	1	3	163 H	Southeast Mo. St.	0	3
				242 H	Eastern Ky.	3	2	306 A	Tennessee Tech	3	0
				85 H	Morehead St.	2	3	298 A	Murray St.	3	0
				227 A	Tennessee St.	3	1	218 A	Austin Peay	3	1

Non-Div. I Games:

Jacksonville St.

Average RPI Win: 244		WON-LOST RECORD	WINNING PCT. RANK	LAST 10 GAMES	STRENGTH OF SCHEDULE	OPP. STRENGTH OF SCHEDULE	TEAM RPI	ADJ RPI	CONF. RPI	ADJ CONF. RPI	
Average RPI Loss: 139											
DIV. I ONLY		10- 14	.41667 215	6- 4	172	204	211	.44565 217	24	24	
DIV. I NON-CONF.		4- 10	.28571 260	0- 0	102	156	220	.45348 221	23	23	
<hr/>											
TOTALS		RPI 1-25	RPI 26-50		W-L RECORDS		RPI 51-100		RPI 101-150		RPI 150+
10- 14		0- 0	0- 1		OVERALL		0- 4		0- 3		10- 6
4- 4		0- 0	0- 1		HOME		0- 2		0- 0		4- 1
4- 7		0- 0	0- 0		AWAY		0- 2		0- 2		4- 3
2- 3		0- 0	0- 0		NEUTRAL		0- 0		0- 1		2- 2
4- 10		0- 0	0- 1		NON-CONFERENCE		0- 3		0- 3		4- 3
1- 3		0- 0	0- 1		HOME		0- 2		0- 0		1- 0
1- 4		0- 0	0- 0		AWAY		0- 1		0- 2		1- 1
2- 3		0- 0	0- 0		NEUTRAL		0- 0		0- 1		2- 2
6- 4		0- 0	0- 0		CONFERENCE		0- 1		0- 0		6- 3
3- 1		0- 0	0- 0		HOME		0- 0		0- 0		3- 1
3- 3		0- 0	0- 0		AWAY		0- 1		0- 0		3- 2
0- 0		0- 0	0- 0		NEUTRAL		0- 0		0- 0		0- 0
RPI S	Opponent	Score	RPI S	Opponent	Score	RPI S	Opponent	Score	RPI S	Opponent	Score
			30 H	Western Ky.	0 3	58 A	Ohio	0 3	121 A	UTSA	0 3
						63 H	TCU	0 3	121 A	UTSA	1 3
						83 H	Northern Colo.	0 3	137 N	Montana St.	0 3
						85 A	Morehead St.	0 3	153 N	UTEP	0 3
									163 A	Southeast Mo. St.	2 3
									179 N	Ill.-Chicago	3 1
									196 N	La.-Lafayette	0 3
									202 N	Niagara	3 0
									209 A	Evansville	3 2
									216 A	Jacksonville St.	3 0
									216 H	Jacksonville St.	3 0
									227 H	Tennessee St.	2 3
									242 A	Eastern Ky.	3 0
									247 A	Memphis	1 3
									265 H	SIU Edwardsville	3 0
									266 A	UT Martin	2 3
									295 H	Alabama A&M	3 0
									306 A	Tennessee Tech	3 2
									306 H	Tennessee Tech	3 0
			LAST 10 GAMES								
			216 A	Jacksonville St.	3 0	216 H	Jacksonville St.	3 0			
			306 A	Tennessee Tech	3 2	265 H	SIU Edwardsville	3 0			
			266 A	UT Martin	2 3	227 H	Tennessee St.	2 3			
			163 A	Southeast Mo. St.	2 3	242 A	Eastern Ky.	3 0			
			306 H	Tennessee Tech	3 0	85 A	Morehead St.	0 3			

Non-Div. I Games:

Belmont

Average RPI Win:	242	WON-LOST RECORD	WINNING PCT. RANK	LAST 10 GAMES	STRENGTH OF SCHEDULE	OPP. STRENGTH OF SCHEDULE	TEAM RPI	ADJ RPI	CONF. RPI	ADJ CONF. RPI	
DIV. I ONLY		13- 13	.5 162	7- 3	261	172	212	.44562	218	24	24
DIV. I NON-CONF.		7- 9	.4375 199	1- 0	149	103	174	.48152	171	23	23
<hr/>											
TOTALS	RPI 1-25	RPI 26-50		W-L RECORDS	RPI 51-100		RPI 101-150		RPI 150+		
13- 13	0- 0	0- 2		OVERALL	0- 1		0- 4		13- 6		
4- 1	0- 0	0- 0		HOME	0- 0		0- 0		4- 1		
5- 7	0- 0	0- 1		AWAY	0- 0		0- 3		5- 3		
4- 5	0- 0	0- 1		NEUTRAL	0- 1		0- 1		4- 2		
7- 9	0- 0	0- 2		NON-CONFERENCE	0- 1		0- 4		7- 2		
1- 0	0- 0	0- 0		HOME	0- 0		0- 0		1- 0		
2- 4	0- 0	0- 1		AWAY	0- 0		0- 3		2- 0		
4- 5	0- 0	0- 1		NEUTRAL	0- 1		0- 1		4- 2		
6- 4	0- 0	0- 0		CONFERENCE	0- 0		0- 0		6- 4		
3- 1	0- 0	0- 0		HOME	0- 0		0- 0		3- 1		
3- 3	0- 0	0- 0		AWAY	0- 0		0- 0		3- 3		
0- 0	0- 0	0- 0		NEUTRAL	0- 0		0- 0		0- 0		
<hr/>											
RPI	S	Opponent	Score	RPI	S	Opponent	Score	RPI	S	Opponent	Score
30	A	Western Ky.	0 3	77	N	Southern Ill.	0 3	106	N	Eastern Mich.	0 3
38	N	Dayton	0 3					109	A	Missouri St.	0 3
								113	A	Alabama	1 3
								126	A	Lipscomb	0 3
								151	N	East Tenn. St.	3 0
								156	N	Oral Roberts	0 3
								163	A	Southeast Mo. St.	1 3
								175	N	UALR	2 3
								175	N	UALR	3 2
								182	A	Middle Tenn.	3 0
								182	H	Middle Tenn.	3 2
								216	H	Jacksonville St.	1 3
								241	N	Lamar	3 0
								242	A	Eastern Ky.	0 3
								247	A	Memphis	3 2
								251	A	Eastern Ill.	2 3
								251	H	Eastern Ill.	3 0
								265	A	SIU Edwardsville	3 2
								265	H	SIU Edwardsville	3 0
								266	A	UT Martin	3 0
								298	A	Murray St.	3 1
								306	H	Tennessee Tech	3 1
								318	N	Alabama St.	3 0
LAST 10 GAMES											
251	A	Eastern Ill.	2 3	266	A	UT Martin	3 0				
265	A	SIU Edwardsville	3 2	163	A	Southeast Mo. St.	1 3				
265	H	SIU Edwardsville	3 0	242	A	Eastern Ky.	0 3				
251	H	Eastern Ill.	3 0	298	A	Murray St.	3 1				
182	H	Middle Tenn.	3 2	306	H	Tennessee Tech	3 1				

Non-Div. I Games:

Austin Peay

[illegible]

Non-Div. I Games:

Lehigh

Average RPI Win: 256		WON-LOST	WINNING	LAST 10	STRENGTH OF		OPP. STRENGTH	TEAM	ADJ	CONF.	ADJ CONF.						
Average RPI Loss: 174		RECORD	PCT. RANK	GAMES	SCHEDULE		OF SCHEDULE	RPI	RPI	RPI	RPI						
DIV. I ONLY		11- 10	.52381	156	5- 5		251	261	210	.44444	220	19	19				
DIV. I NON-CONF.		8- 6	.57143	136	2- 1		278	289	222	.44549	228	18	18				

TOTALS		RPI 1-25		RPI 26-50		W-L RECORDS		RPI 51-100		RPI 101-150		RPI 150+					
11- 10		0- 0		0- 0		OVERALL		0- 3		0- 1		11- 6					
5- 4		0- 0		0- 0		HOME		0- 1		0- 0		5- 3					
4- 4		0- 0		0- 0		AWAY		0- 2		0- 1		4- 1					
2- 2		0- 0		0- 0		NEUTRAL		0- 0		0- 0		2- 2					
8- 6		0- 0		0- 0		NON-CONFERENCE		0- 1		0- 1		8- 4					
5- 1		0- 0		0- 0		HOME		0- 0		0- 0		5- 1					
1- 3		0- 0		0- 0		AWAY		0- 1		0- 1		1- 1					
2- 2		0- 0		0- 0		NEUTRAL		0- 0		0- 0		2- 2					
3- 4		0- 0		0- 0		CONFERENCE		0- 2		0- 0		3- 2					
0- 3		0- 0		0- 0		HOME		0- 1		0- 0		0- 2					
3- 1		0- 0		0- 0		AWAY		0- 1		0- 0		3- 0					
0- 0		0- 0		0- 0		NEUTRAL		0- 0		0- 0		0- 0					
RPI	S	Opponent	Score	RPI	S	Opponent	Score	RPI	S	Opponent	Score	RPI	S	Opponent	Score		
								68	A	Duke	0	3	141	A	Liberty	1	3
								79	H	Towson	0	3	158	H	Delaware	0	3
								97	A	Northeastern	1	3	199	N	Fairfield	3	1
												200	A	Hofstra	3	2	
												201	N	Milwaukee	1	3	
												205	H	Georgetown	1	3	
												226	A	New Hampshire	3	2	
												228	H	Elon	3	1	
												243	A	UNC Wilmington	3	0	
												243	H	UNC Wilmington	1	3	
												245	A	Georgia St.	3	1	
												249	H	Manhattan	3	1	
												255	N	Central Conn. St.	2	3	
												274	H	Hampton	3	0	
												296	A	Norfolk St.	1	3	
												308	H	Campbell	3	1	
												319	N	Holy Cross	3	0	
												321	H	Howard	3	0	

LAST 10 GAMES																	
								97	A	Northeastern	1	3					
								200	A	Hofstra	3	2					
								243	A	UNC Wilmington	3	0					
								321	H	Howard	3	0					
								274	H	Hampton	3	0					

Non-Div. I Games:

William & Mary

Average RPI Win: 159		WON-LOST RECORD		WINNING PCT. RANK		LAST 10 GAMES		STRENGTH OF SCHEDULE		OPP. STRENGTH OF SCHEDULE		TEAM RPI		ADJ RPI		CONF. RPI		ADJ CONF. RPI	
DIV. I ONLY		4- 17		.19048 301		3- 7		96		90		236		.444 221		7		7	
DIV. I NON-CONF.		3- 10		.23077 279		2- 0		137		87		244		.44099 232		8		8	
TOTALS		RPI 1-25		RPI 26-50		W-L RECORDS		RPI 51-100		RPI 101-150		RPI 150+							
4- 17		0- 0		0- 1		OVERALL		2- 8		0- 5		2- 3							
2- 6		0- 0		0- 0		HOME		2- 3		0- 2		0- 1							
0- 7		0- 0		0- 1		AWAY		0- 3		0- 1		0- 2							
2- 4		0- 0		0- 0		NEUTRAL		0- 2		0- 2		2- 0							
3- 10		0- 0		0- 0		NON-CONFERENCE		1- 5		0- 4		2- 1							
1- 3		0- 0		0- 0		HOME		1- 0		0- 2		0- 1							
0- 3		0- 0		0- 0		AWAY		0- 3		0- 0		0- 0							
2- 4		0- 0		0- 0		NEUTRAL		0- 2		0- 2		2- 0							
1- 7		0- 0		0- 1		CONFERENCE		1- 3		0- 1		0- 2							
1- 3		0- 0		0- 0		HOME		1- 3		0- 0		0- 0							
0- 4		0- 0		0- 1		AWAY		0- 0		0- 1		0- 2							
0- 0		0- 0		0- 0		NEUTRAL		0- 0		0- 0		0- 0							
RPI	S	Opponent		Score	RPI	S	Opponent		Score	RPI	S	Opponent		Score					
					39	A	Colorado St.		0 3	54	A	Pacific		0 3					
										61	A	Baylor		1 3					
										66	H	Fresno St.		0 3					
										69	H	New Mexico		0 3					
										71	H	San Diego St.		3 2					
										72	A	Utah		0 3					
										76	H	UNLV		2 3					
										84	N	Portland St.		0 3					
										87	H	Texas Tech		3 2					
										91	N	A&M-Corpus Christi		1 3					
										102	A	Wyoming		2 3					
										125	H	Washington St.		0 3					
										130	N	Northern Ill.		0 3					
										138	N	Utah Valley		1 3					
										143	H	Cal St. Fullerton		1 3					
										164	A	Air Force		1 3					
										172	A	Boise St.		2 3					
										184	H	CSU Bakersfield		1 3					
										194	N	Cal Poly		3 1					
										284	N	Tulane		3 2					
LAST 10 GAMES																			
					69	H	New Mexico		0 3	102	A	Wyoming		2 3					
					172	A	Boise St.		2 3	39	A	Colorado St.		0 3					
					164	A	Air Force		1 3	71	H	San Diego St.		3 2					
					66	H	Fresno St.		0 3	87	H	Texas Tech		3 2					
					76	H	UNLV		2 3	194	N	Cal Poly		3 1					

Non-Div. I Games:

Nevada

Average RPI Win:		242	WON-LOST RECORD		WINNING PCT. RANK		LAST 10 GAMES		STRENGTH OF SCHEDULE		OPP. STRENGTH OF SCHEDULE		TEAM RPI	ADJ RPI		CONF. RPI	ADJ CONF. RPI
Average RPI Loss:		124															
DIV. I ONLY			9- 13		.40909 217		6- 4		232		142		225	.44378 222		22	21
DIV. I NON-CONF.			3- 9		.25 269		0- 0		136		71		236	.44419 230		17	17
TOTALS		RPI 1-25		RPI 26-50		W-L RECORDS		RPI 51-100		RPI 101-150		RPI 150+					
9- 13		0- 1		0- 2		OVERALL		1- 2		0- 3		8- 5					
4- 3		0- 0		0- 0		HOME		1- 0		0- 1		3- 2					
5- 4		0- 1		0- 0		AWAY		0- 0		0- 2		5- 1					
0- 6		0- 0		0- 2		NEUTRAL		0- 2		0- 0		0- 2					
3- 9		0- 1		0- 2		NON-CONFERENCE		0- 2		0- 2		3- 2					
2- 1		0- 0		0- 0		HOME		0- 0		0- 1		2- 0					
1- 2		0- 1		0- 0		AWAY		0- 0		0- 1		1- 0					
0- 6		0- 0		0- 2		NEUTRAL		0- 2		0- 0		0- 2					
6- 4		0- 0		0- 0		CONFERENCE		1- 0		0- 1		5- 3					
2- 2		0- 0		0- 0		HOME		1- 0		0- 0		1- 2					
4- 2		0- 0		0- 0		AWAY		0- 0		0- 1		4- 1					
0- 0		0- 0		0- 0		NEUTRAL		0- 0		0- 0		0- 0					
RPI	S	Opponent		Score		RPI	S	Opponent		Score		RPI	S	Opponent		Score	
4	A	Texas		0 3		32	N	Illinois		0 3		52	N	Wisconsin		0 3	
						34	N	Creighton		1 3		62	H	Tulsa		3 1	
												94	N	Cincinnati		0 3	
														South Fla.		2 3	
														Marshall		2 3	
														Liberty		2 3	
														UTEP		0 3	
														UAB		2 3	
														SMU		1 3	
														Columbia		3 0	
														Fairfield		2 3	
														Memphis		3 0	
														Jacksonville		3 0	
														Southern Miss.		3 0	
														Southern Miss.		3 1	
														Sacred Heart		3 0	
														Tulane		3 1	
														Dartmouth		0 3	
														East Carolina		3 0	
						LAST 10 GAMES											
						278	A	Southern Miss.		3 0		176	H	SMU		1 3	
						278	H	Southern Miss.		3 1		314	A	East Carolina		3 0	
						174	A	UAB		2 3		140	A	Marshall		2 3	
						247	A	Memphis		3 0		284	A	Tulane		3 1	
						62	H	Tulsa		3 1		153	H	UTEP		0 3	

Non-Div. I Games:

UCF

Average RPI Win:		215	WON-LOST RECORD		WINNING PCT. RANK		LAST 10 GAMES		STRENGTH OF SCHEDULE		OPP. STRENGTH OF SCHEDULE		TEAM RPI		ADJ RPI		CONF. RPI		ADJ CONF. RPI	
Average RPI Loss:		109																		
DIV. I ONLY			6- 15		.28571 278		5- 5		123		106		223		.44333 223		22		21	
DIV. I NON-CONF.			1- 9		.1 308		0- 0		28		25		195		.47235 190		17		17	
TOTALS		RPI 1-25		RPI 26-50		W-L RECORDS		RPI 51-100		RPI 101-150		RPI 150+								
6- 15		0- 4		0- 2		OVERALL		0- 2		2- 1		4- 6								
3- 6		0- 2		0- 1		HOME		0- 1		1- 1		2- 1								
3- 5		0- 1		0- 0		AWAY		0- 1		1- 0		2- 3								
0- 4		0- 1		0- 1		NEUTRAL		0- 0		0- 0		0- 2								
1- 9		0- 4		0- 2		NON-CONFERENCE		0- 0		1- 1		0- 2								
0- 4		0- 2		0- 1		HOME		0- 0		0- 1		0- 0								
1- 1		0- 1		0- 0		AWAY		0- 0		1- 0		0- 0								
0- 4		0- 1		0- 1		NEUTRAL		0- 0		0- 0		0- 2								
5- 6		0- 0		0- 0		CONFERENCE		0- 2		1- 0		4- 4								
3- 2		0- 0		0- 0		HOME		0- 1		1- 0		2- 1								
2- 4		0- 0		0- 0		AWAY		0- 1		0- 0		2- 3								
0- 0		0- 0		0- 0		NEUTRAL		0- 0		0- 0		0- 0								
RPI S	Opponent		Score		RPI S	Opponent		Score		RPI S	Opponent		Score		RPI S	Opponent		Score		
6 N	Oregon		0 3		29 H	Pepperdine		0 3		62 H	Tulsa		2 3		121 H	UTSA		1 3		
13 H	Florida St.		0 3		48 N	Missouri		0 3		96 A	Rice		0 3		126 A	Lipscomb		3 1		
22 A	Ohio St.		0 3												140 H	Marshall		3 1		
22 H	Ohio St.		1 3												153 A	UTEP		0 3		
															153 H	UTEP		0 3		
															174 A	UAB		2 3		
															176 H	SMU		3 0		
															195 N	Toledo		2 3		
															247 A	Memphis		3 1		
															261 N	Appalachian St.		2 3		
															284 A	Tulane		1 3		
															284 H	Tulane		3 1		
															314 A	East Carolina		3 0		
					LAST 10 GAMES															
					284 A	Tulane		1 3		284 H	Tulane		3 1							
					153 A	UTEP		0 3		176 H	SMU		3 0							
					140 H	Marshall		3 1		62 H	Tulsa		2 3							
					314 A	East Carolina		3 0		247 A	Memphis		3 1							
					153 H	UTEP		0 3		174 A	UAB		2 3							

Non-Div. I Games:

Houston

Average RPI Win: 218		WON-LOST	WINNING	LAST 10	STRENGTH OF		OPP. STRENGTH	TEAM	ADJ	CONF.	ADJ CONF.
Average RPI Loss: 123		RECORD	PCT. RANK	GAMES	SCHEDULE		OF SCHEDULE	RPI	RPI	RPI	RPI
DIV. I ONLY		8- 15	.34783	250	3- 7		184	131	229	.44243	224
DIV. I NON-CONF.		5- 8	.38462	224	0- 0		186	166	225	.45813	215
TOTALS		RPI 1-25	RPI 26-50		W-L RECORDS		RPI 51-100		RPI 101-150		RPI 150+
8- 15		0- 1	0- 0		OVERALL		0- 3		2- 7		6- 4
5- 4		0- 0	0- 0		HOME		0- 2		1- 1		4- 1
1- 7		0- 1	0- 0		AWAY		0- 1		1- 3		0- 2
2- 4		0- 0	0- 0		NEUTRAL		0- 0		0- 3		2- 1
5- 8		0- 1	0- 0		NON-CONFERENCE		0- 1		0- 5		5- 1
3- 1		0- 0	0- 0		HOME		0- 1		0- 0		3- 0
0- 3		0- 1	0- 0		AWAY		0- 0		0- 2		0- 0
2- 4		0- 0	0- 0		NEUTRAL		0- 0		0- 3		2- 1
3- 7		0- 0	0- 0		CONFERENCE		0- 2		2- 2		1- 3
2- 3		0- 0	0- 0		HOME		0- 1		1- 1		1- 1
1- 4		0- 0	0- 0		AWAY		0- 1		1- 1		0- 2
0- 0		0- 0	0- 0		NEUTRAL		0- 0		0- 0		0- 0
RPI S	Opponent	Score		RPI S	Opponent	Score		RPI S	Opponent	Score	
9 A	Minnesota	0	3					57 A	Bowling Green	0	3
								58 H	Ohio	0	3
								95 H	Xavier	2	3
								103 A	Indiana	0	3
								106 A	Eastern Mich.	3	0
								117 A	Central Mich.	1	3
								119 N	IUPUI	1	3
								123 H	Ball St.	3	2
								129 N	Albany (NY)	2	3
								130 H	Northern Ill.	0	3
								131 N	Valparaiso	0	3
								140 A	Marshall	2	3
								159 N	LIU Brooklyn	0	3
								167 H	Temple	3	1
								168 A	Akron	2	3
								191 H	Kent St.	2	3
								195 H	Toledo	3	0
								235 A	Buffalo	0	3
								258 N	Chattanooga	3	2
								286 H	Indiana St.	3	2
								297 N	Wright St.	3	0
								315 H	Chicago St.	3	0
LAST 10 GAMES											
				123 H	Ball St.	3	2	57 A	Bowling Green	0	3
				195 H	Toledo	3	0	168 A	Akron	2	3
				106 A	Eastern Mich.	3	0	235 A	Buffalo	0	3
				117 A	Central Mich.	1	3	58 H	Ohio	0	3
				130 H	Northern Ill.	0	3	191 H	Kent St.	2	3

Non-Div. I Games:

Miami (OH)

Average RPI Win: 245		WON-LOST	WINNING	LAST 10	STRENGTH OF		OPP. STRENGTH	TEAM	ADJ	CONF.	ADJ CONF.				
Average RPI Loss: 145		RECORD	PCT. RANK	GAMES	SCHEDULE		OF SCHEDULE	RPI	RPI	RPI	RPI				
DIV. I ONLY		8- 14	.36364	236	4- 6		133	218	216	.44187	225	13	13		
DIV. I NON-CONF.		4- 9	.30769	252	0- 1		156	226	243	.42574	246	13	14		
<hr/>															
TOTALS		RPI 1-25		RPI 26-50		W-L RECORDS		RPI 51-100		RPI 101-150		RPI 150+			
8- 14		0- 0		0- 2		OVERALL		0- 3		0- 2		8- 7			
5- 3		0- 0		0- 0		HOME		0- 2		0- 0		5- 1			
1- 7		0- 0		0- 2		AWAY		0- 1		0- 1		1- 3			
2- 4		0- 0		0- 0		NEUTRAL		0- 0		0- 1		2- 3			
4- 9		0- 0		0- 1		NON-CONFERENCE		0- 1		0- 2		4- 5			
2- 1		0- 0		0- 0		HOME		0- 1		0- 0		2- 0			
0- 4		0- 0		0- 1		AWAY		0- 0		0- 1		0- 2			
2- 4		0- 0		0- 0		NEUTRAL		0- 0		0- 1		2- 3			
4- 5		0- 0		0- 1		CONFERENCE		0- 2		0- 0		4- 2			
3- 2		0- 0		0- 0		HOME		0- 1		0- 0		3- 1			
1- 3		0- 0		0- 1		AWAY		0- 1		0- 0		1- 1			
0- 0		0- 0		0- 0		NEUTRAL		0- 0		0- 0		0- 0			
RPI	S	Opponent	Score	RPI	S	Opponent	Score	RPI	S	Opponent	Score	RPI	S	Opponent	Score
				38	A	Dayton	0 3	60	H	VCU	0 3	110	A	Rutgers	1 3
				39	A	Colorado St.	0 3	93	H	Seton Hall	2 3	142	N	Virginia	0 3
								95	A	Xavier	0 3	161	N	Denver	0 3
												167	A	Temple	0 3
												167	H	Temple	3 2
												188	A	Columbia	0 3
												200	N	Hofstra	2 3
												211	H	Canisius	3 2
												215	N	Colgate	1 3
												226	N	New Hampshire	3 2
												229	H	Charlotte	3 0
												256	N	Iona	3 2
												262	H	Fordham	1 3
												263	A	Brown	1 3
												287	A	La Salle	3 0
												287	H	La Salle	3 2
												299	H	Hartford	3 0
<hr/>															
LAST 10 GAMES															
				167	H	Temple	3 2	263	A	Brown	1 3				
				287	H	La Salle	3 2	229	H	Charlotte	3 0				
				38	A	Dayton	0 3	60	H	VCU	0 3				
				95	A	Xavier	0 3	287	A	La Salle	3 0				
				262	H	Fordham	1 3	167	A	Temple	0 3				

Non-Div. I Games:

Rhode Island

Average RPI Win:		274	WON-LOST RECORD		WINNING PCT. RANK		LAST 10 GAMES		STRENGTH OF SCHEDULE		OPP. STRENGTH OF SCHEDULE		TEAM RPI		ADJ RPI		CONF. RPI		ADJ CONF. RPI					
Average RPI Loss:		155																						
DIV. I ONLY			13- 10		.56522		134		7- 3		300		251		228		.44003		226		30		30	
DIV. I NON-CONF.			8- 8		.5		158		2- 1		235		223		211		.45612		218		28		28	
TOTALS		RPI 1-25		RPI 26-50		W-L RECORDS		RPI 51-100		RPI 101-150		RPI 150+												
13- 10		0- 1		0- 0		OVERALL		0- 1		0- 4		13- 4												
6- 2		0- 0		0- 0		HOME		0- 1		0- 0		6- 1												
4- 5		0- 0		0- 0		AWAY		0- 0		0- 3		4- 2												
3- 3		0- 1		0- 0		NEUTRAL		0- 0		0- 1		3- 1												
8- 8		0- 1		0- 0		NON-CONFERENCE		0- 1		0- 3		8- 3												
4- 2		0- 0		0- 0		HOME		0- 1		0- 0		4- 1												
1- 3		0- 0		0- 0		AWAY		0- 0		0- 2		1- 1												
3- 3		0- 1		0- 0		NEUTRAL		0- 0		0- 1		3- 1												
5- 2		0- 0		0- 0		CONFERENCE		0- 0		0- 1		5- 1												
2- 0		0- 0		0- 0		HOME		0- 0		0- 0		2- 0												
3- 2		0- 0		0- 0		AWAY		0- 0		0- 1		3- 1												
0- 0		0- 0		0- 0		NEUTRAL		0- 0		0- 0		0- 0												
RPI	S	Opponent		Score		RPI	S	Opponent		Score		RPI	S	Opponent		Score		RPI	S	Opponent		Score		
15	N	BYU		0 3								97	H	Northeastern		0 3		104	N	Maryland		2 3		
																		110	A	Rutgers		0 3		
																		129	A	Albany (NY)		1 3		
																		146	A	George Washington		1 3		
																		189	N	Princeton		3 2		
																		204	A	Villanova		2 3		
																		220	H	William & Mary		2 3		
																		225	N	Rhode Island		2 3		
																		238	H	Harvard		3 2		
																		239	A	UMBC		3 2		
																		255	H	Central Conn. St.		3 2		
																		256	N	Iona		3 0		
																		259	H	Stony Brook		3 1		
																		269	A	Binghamton		3 1		
																		275	N	Robert Morris		3 0		
																		299	A	Hartford		2 3		
																		304	H	Dartmouth		3 0		
																		310	A	Bryant		3 1		
																		319	H	Holy Cross		3 0		
																		327	A	Providence		3 0		
																		327	H	Providence		3 0		
LAST 10 GAMES																								
327 A Providence						3 0						239 A UMBC						3 2						
299 A Hartford						2 3						304 H Dartmouth						3 0						
129 A Albany (NY)						1 3						327 H Providence						3 0						
259 H Stony Brook						3 1						238 H Harvard						3 2						
269 A Binghamton						3 1						146 A George Washington						1 3						

Non-Div. I Games:

New Hampshire

Average RPI Win: 271		WON-LOST	WINNING	LAST 10	STRENGTH OF		OPP. STRENGTH	TEAM	ADJ		CONF.	ADJ CONF.						
Average RPI Loss: 158		RECORD	PCT. RANK	GAMES	SCHEDULE		OF SCHEDULE	RPI	RPI		RPI	RPI						
DIV. I ONLY		13- 10	.56522	134	7- 3		301	235	226	.43915	227	24	24					
DIV. I NON-CONF.		6- 7	.46154	182	1- 0		290	246	249	.42194	248	23	23					
<hr/>																		
TOTALS		RPI 1-25		RPI 26-50		W-L RECORDS		RPI 51-100		RPI 101-150		RPI 150+						
13- 10		0- 0		0- 0		OVERALL		0- 3		0- 2		13- 5						
4- 1		0- 0		0- 0		HOME		0- 0		0- 0		4- 1						
6- 4		0- 0		0- 0		AWAY		0- 1		0- 1		6- 2						
3- 5		0- 0		0- 0		NEUTRAL		0- 2		0- 1		3- 2						
6- 7		0- 0		0- 0		NON-CONFERENCE		0- 2		0- 2		6- 3						
2- 0		0- 0		0- 0		HOME		0- 0		0- 0		2- 0						
1- 2		0- 0		0- 0		AWAY		0- 0		0- 1		1- 1						
3- 5		0- 0		0- 0		NEUTRAL		0- 2		0- 1		3- 2						
7- 3		0- 0		0- 0		CONFERENCE		0- 1		0- 0		7- 2						
2- 1		0- 0		0- 0		HOME		0- 0		0- 0		2- 1						
5- 2		0- 0		0- 0		AWAY		0- 1		0- 0		5- 1						
0- 0		0- 0		0- 0		NEUTRAL		0- 0		0- 0		0- 0						
RPI	S	Opponent	Score	RPI	S	Opponent	Score	RPI	S	Opponent	Score	RPI	S	Opponent	Score			
								75	N	Idaho St.	0	3		132	A	Portland	2	3
								76	N	UNLV	0	3		150	N	Troy	0	3
								85	A	Morehead St.	0	3		163	A	Southeast Mo. St.	2	3
														180	N	South Dakota	1	3
														186	A	Kennesaw St.	0	3
														216	A	Jacksonville St.	3	1
														216	H	Jacksonville St.	1	3
														217	A	Belmont	3	2
														242	A	Eastern Ky.	3	1
														247	H	Memphis	3	2
														251	H	Eastern Ill.	3	0
														258	N	Chattanooga	3	1
														266	A	UT Martin	3	1
														271	N	Southeastern La.	3	1
														306	A	Tennessee Tech	3	0
														306	H	Tennessee Tech	3	0
														312	N	N.C. Central	0	3
														313	H	Ark.-Pine Bluff	3	0
														316	N	Stetson	3	1
														318	A	Alabama St.	3	0
<hr/>																		
LAST 10 GAMES																		
306 A Tennessee Tech						3	0	216 H Jacksonville St.						1	3			
216 A Jacksonville St.						3	1	306 H Tennessee Tech						3	0			
247 H Memphis						3	2	251 H Eastern Ill.						3	0			
163 A Southeast Mo. St.						2	3	217 A Belmont						3	2			
266 A UT Martin						3	1	85 A Morehead St.						0	3			

Non-Div. I Games:

Tennessee St.

Average RPI Win: 264		WON-LOST RECORD	WINNING PCT. RANK		LAST 10 GAMES	STRENGTH OF SCHEDULE	OPP. STRENGTH OF SCHEDULE	TEAM RPI	ADJ RPI		CONF. RPI	ADJ CONF. RPI			
Average RPI Loss: 160															
DIV. I ONLY		12- 13	.48	176	5- 5	229	278	221	.4388	228	20	20			
DIV. I NON-CONF.		7- 8	.46667	177	0- 0	282	305	252	.41495	253	21	21			
<hr/>															
TOTALS		RPI 1-25		RPI 26-50		W-L RECORDS		RPI 51-100		RPI 101-150		RPI 150+			
12- 13		0- 0		0- 0		OVERALL		1- 4		0- 3		11- 6			
6- 5		0- 0		0- 0		HOME		1- 1		0- 2		5- 2			
3- 4		0- 0		0- 0		AWAY		0- 2		0- 0		3- 2			
3- 4		0- 0		0- 0		NEUTRAL		0- 1		0- 1		3- 2			
7- 8		0- 0		0- 0		NON-CONFERENCE		0- 2		0- 2		7- 4			
3- 2		0- 0		0- 0		HOME		0- 0		0- 1		3- 1			
1- 2		0- 0		0- 0		AWAY		0- 1		0- 0		1- 1			
3- 4		0- 0		0- 0		NEUTRAL		0- 1		0- 1		3- 2			
5- 5		0- 0		0- 0		CONFERENCE		1- 2		0- 1		4- 2			
3- 3		0- 0		0- 0		HOME		1- 1		0- 1		2- 1			
2- 2		0- 0		0- 0		AWAY		0- 1		0- 0		2- 1			
0- 0		0- 0		0- 0		NEUTRAL		0- 0		0- 0		0- 0			
RPI	S	Opponent	Score	RPI	S	Opponent	Score	RPI	S	Opponent	Score				
								68	A	Duke	0 3				
								86	H	Col. of Charleston	0 3				
								88	A	Ga. Southern	2 3				
								92	H	Furman	3 1				
								97	N	Northeastern	0 3				
												113	H	Alabama	0 3
												115	H	Samford	1 3
												141	N	Liberty	0 3
												170	H	High Point	1 3
												206	H	Wofford	3 2
												212	H	UNC Greensboro	2 3
												220	A	William & Mary	1 3
												234	N	Bradley	0 3
												240	A	Davidson	3 1
												250	A	Western Caro.	3 0
												258	H	Chattanooga	3 0
												261	A	Appalachian St.	1 3
												274	N	Hampton	2 3
												274	N	Hampton	3 0
												279	A	Radford	3 2
												292	H	Gardner-Webb	3 0
												312	H	N.C. Central	3 0
												314	N	East Carolina	3 1
												321	N	Howard	3 0
												328	H	N.C. A&T	3 0
				LAST 10 GAMES											
				92	H	Furman	3 1	258	H	Chattanooga	3 0				
				206	H	Wofford	3 2	261	A	Appalachian St.	1 3				
				88	A	Ga. Southern	2 3	250	A	Western Caro.	3 0				
				240	A	Davidson	3 1	86	H	Col. of Charleston	0 3				
				115	H	Samford	1 3	212	H	UNC Greensboro	2 3				

Non-Div. I Games:

Elon

Average RPI Win:	256	WON-LOST RECORD	WINNING PCT. RANK	LAST 10 GAMES	STRENGTH OF SCHEDULE	OPP. STRENGTH OF SCHEDULE	TEAM RPI	ADJ RPI	CONF. RPI	ADJ CONF. RPI	
Average RPI Loss:	145										
DIV. I ONLY	9- 12	.42857	208	2- 8	242	220	231	.43805	229	13	13
DIV. I NON-CONF.	8- 4	.66667	89	1- 0	274	282	171	.486	166	13	14
<hr/>											
TOTALS	RPI 1-25	RPI 26-50		W-L RECORDS	RPI 51-100		RPI 101-150		RPI 150+		
9- 12	0- 0	0- 0		OVERALL	1- 4		1- 3		7- 5		
2- 6	0- 0	0- 0		HOME	1- 2		0- 2		1- 2		
2- 5	0- 0	0- 0		AWAY	0- 2		0- 1		2- 2		
5- 1	0- 0	0- 0		NEUTRAL	0- 0		1- 0		4- 1		
<hr/>											
8- 4	0- 0	0- 0		NON-CONFERENCE	0- 2		1- 0		7- 2		
1- 2	0- 0	0- 0		HOME	0- 1		0- 0		1- 1		
2- 1	0- 0	0- 0		AWAY	0- 1		0- 0		2- 0		
5- 1	0- 0	0- 0		NEUTRAL	0- 0		1- 0		4- 1		
<hr/>											
1- 8	0- 0	0- 0		CONFERENCE	1- 2		0- 3		0- 3		
1- 4	0- 0	0- 0		HOME	1- 1		0- 2		0- 1		
0- 4	0- 0	0- 0		AWAY	0- 1		0- 1		0- 2		
0- 0	0- 0	0- 0		NEUTRAL	0- 0		0- 0		0- 0		
<hr/>											
RPI S	Opponent	Score	RPI S	Opponent	Score	RPI S	Opponent	Score	RPI S	Opponent	Score
						60 H	VCU	0 3	133 N	UMKC	3 2
						67 A	Clemson	1 3	146 A	George Washington	0 3
						79 H	Towson	1 3	146 H	George Washington	1 3
						100 A	Duquesne	0 3	147 H	Saint Louis	0 3
						100 H	Duquesne	3 1	151 N	East Tenn. St.	1 3
									169 H	Butler	1 3
									186 H	Kennesaw St.	0 3
									225 A	Rhode Island	0 3
									258 N	Chattanooga	3 0
									262 A	Fordham	1 3
									273 H	UNC Asheville	3 1
									292 A	Gardner-Webb	3 2
									308 N	Campbell	3 0
									311 N	Delaware St.	3 0
									314 A	East Carolina	3 0
									317 N	Bethune-Cookman	3 0
						<hr/>					
			LAST 10 GAMES								
			146 H George Washington			1 3	225 A Rhode Island			0 3	
			100 H Duquesne			3 1	262 A Fordham			1 3	
			147 H Saint Louis			0 3	100 A Duquesne			0 3	
			169 H Butler			1 3	146 A George Washington			0 3	
			60 H VCU			0 3	273 H UNC Asheville			3 1	

Non-Div. I Games:

Charlotte

Average RPI Win:	264	WON-LOST RECORD	WINNING PCT. RANK	LAST 10 GAMES	STRENGTH OF SCHEDULE	OPP. STRENGTH OF SCHEDULE	TEAM RPI	ADJ RPI	CONF. RPI	ADJ CONF. RPI		
DIV. I ONLY		6- 15	.28571	278	1- 9	135	192	239	.43698	230	12	12
DIV. I NON-CONF.		5- 7	.41667	205	0- 2	176	213	216	.46172	208	14	13
<hr/>												
TOTALS	RPI 1-25		RPI 26-50		W-L RECORDS		RPI 51-100		RPI 101-150		RPI 150+	
6- 15	0- 1		0- 0		OVERALL		0- 2		0- 9		6- 3	
1- 5	0- 0		0- 0		HOME		0- 1		0- 2		1- 2	
2- 5	0- 1		0- 0		AWAY		0- 0		0- 3		2- 1	
3- 5	0- 0		0- 0		NEUTRAL		0- 1		0- 4		3- 0	
5- 7	0- 1		0- 0		NON-CONFERENCE		0- 1		0- 4		5- 1	
1- 1	0- 0		0- 0		HOME		0- 0		0- 0		1- 1	
1- 1	0- 1		0- 0		AWAY		0- 0		0- 0		1- 0	
3- 5	0- 0		0- 0		NEUTRAL		0- 1		0- 4		3- 0	
1- 8	0- 0		0- 0		CONFERENCE		0- 1		0- 5		1- 2	
0- 4	0- 0		0- 0		HOME		0- 1		0- 2		0- 1	
1- 4	0- 0		0- 0		AWAY		0- 0		0- 3		1- 1	
0- 0	0- 0		0- 0		NEUTRAL		0- 0		0- 0		0- 0	
RPI S	Opponent	Score	RPI S	Opponent	Score	RPI S	Opponent	Score	RPI S	Opponent	Score	
12 A	Kansas St.	0 3				56 H	IPFW	2 3	105 N	Sam Houston St.	1 3	
						62 N	Tulsa	0 3	111 N	Arkansas St.	1 3	
									114 H	Oakland	1 3	
									119 A	IUPUI	0 3	
									130 N	Northern Ill.	0 3	
									133 A	UMKC	2 3	
									134 N	Connecticut	2 3	
									148 A	South Dakota St.	1 3	
									148 H	South Dakota St.	0 3	
									157 A	North Dakota St.	0 3	
									157 H	North Dakota St.	0 3	
									203 H	Syracuse	3 0	
									214 A	Western Ill.	3 2	
									246 H	Drake	2 3	
									268 A	Navy	3 0	
									296 N	Norfolk St.	3 1	
									299 N	Hartford	3 0	
									301 N	New Orleans	3 0	
			LAST 10 GAMES									
			157 A	North Dakota St.	0 3	214 A	Western Ill.	3 2				
			148 A	South Dakota St.	1 3	133 A	UMKC	2 3				
			114 H	Oakland	1 3	12 A	Kansas St.	0 3				
			56 H	IPFW	2 3	246 H	Drake	2 3				
			119 A	IUPUI	0 3	157 H	North Dakota St.	0 3				

Non-Div. I Games:

Neb. Omaha

Average RPI Win: 290		WON-LOST RECORD		WINNING PCT. RANK		LAST 10 GAMES		STRENGTH OF SCHEDULE		OPP. STRENGTH OF SCHEDULE		TEAM RPI		ADJ RPI		CONF. RPI		ADJ CONF. RPI		
DIV. I ONLY		7- 8		.46667 188		7- 3		281		205		240		.43688 231		32		32		
DIV. I NON-CONF.		2- 8		.2 284		2- 3		77		75		226		.44938 225		32		32		
TOTALS		RPI 1-25		RPI 26-50		W-L RECORDS		RPI 51-100		RPI 101-150		RPI 150+								
7- 8		0- 2		0- 0		OVERALL		0- 1		0- 2		7- 3								
3- 3		0- 1		0- 0		HOME		0- 1		0- 0		3- 1								
2- 3		0- 1		0- 0		AWAY		0- 0		0- 1		2- 1								
2- 2		0- 0		0- 0		NEUTRAL		0- 0		0- 1		2- 1								
2- 8		0- 2		0- 0		NON-CONFERENCE		0- 1		0- 2		2- 3								
0- 3		0- 1		0- 0		HOME		0- 1		0- 0		0- 1								
0- 3		0- 1		0- 0		AWAY		0- 0		0- 1		0- 1								
2- 2		0- 0		0- 0		NEUTRAL		0- 0		0- 1		2- 1								
5- 0		0- 0		0- 0		CONFERENCE		0- 0		0- 0		5- 0								
3- 0		0- 0		0- 0		HOME		0- 0		0- 0		3- 0								
2- 0		0- 0		0- 0		AWAY		0- 0		0- 0		2- 0								
0- 0		0- 0		0- 0		NEUTRAL		0- 0		0- 0		0- 0								
RPI S	Opponent		Score		RPI S	Opponent		Score		RPI S	Opponent		Score							
10 A	Florida		0	3						51 H	Georgia		0	3	120 N	Fla. Gulf Coast		1	3	
13 H	Florida St.		0	3						150 A	Troy		0	3	178 H	FIU		0	3	
										178 N	FIU		1	3	181 A	North Florida		0	3	
										213 N	Presbyterian		3	0	240 N	Davidson		3	2	
										294 H	South Carolina St.		3	0	312 A	N.C. Central		3	2	
										317 H	Bethune-Cookman		3	0	325 H	Savannah St.		3	0	
										328 A	N.C. A&T		3	0						
LAST 10 GAMES																				
317 H	Bethune-Cookman		3	0						150 A	Troy		0	3						
328 A	N.C. A&T		3	0						240 N	Davidson		3	2						
312 A	N.C. Central		3	2						213 N	Presbyterian		3	0						
294 H	South Carolina St.		3	0						181 A	North Florida		0	3						
325 H	Savannah St.		3	0						13 H	Florida St.		0	3						

Non-Div. I Games:

Florida A&M

Average RPI Win: 261		WON-LOST RECORD		WINNING PCT. RANK		LAST 10 GAMES		STRENGTH OF SCHEDULE		OPP. STRENGTH OF SCHEDULE		TEAM RPI		ADJ RPI		CONF. RPI		ADJ CONF. RPI	
DIV. I ONLY		7- 15		.31818 268		2- 8		163		119		233		.4345 232		8		9	
DIV. I NON-CONF.		5- 8		.38462 224		0- 1		250		174		248		.4244 247		9		9	
TOTALS		RPI 1-25		RPI 26-50		W-L RECORDS		RPI 51-100		RPI 101-150		RPI 150+							
7- 15		0- 2		0- 3		OVERALL		0- 1		0- 4		7- 5							
2- 7		0- 0		0- 2		HOME		0- 0		0- 2		2- 3							
2- 4		0- 1		0- 0		AWAY		0- 1		0- 1		2- 1							
3- 4		0- 1		0- 1		NEUTRAL		0- 0		0- 1		3- 1							
5- 8		0- 1		0- 1		NON-CONFERENCE		0- 0		0- 2		5- 4							
1- 3		0- 0		0- 0		HOME		0- 0		0- 0		1- 3							
1- 1		0- 0		0- 0		AWAY		0- 0		0- 1		1- 0							
3- 4		0- 1		0- 1		NEUTRAL		0- 0		0- 1		3- 1							
2- 7		0- 1		0- 2		CONFERENCE		0- 1		0- 2		2- 1							
1- 4		0- 0		0- 2		HOME		0- 0		0- 2		1- 0							
1- 3		0- 1		0- 0		AWAY		0- 1		0- 0		1- 1							
0- 0		0- 0		0- 0		NEUTRAL		0- 0		0- 0		0- 0							
RPI S	Opponent		Score		RPI S	Opponent		Score		RPI S	Opponent		Score		RPI S	Opponent		Score	
2 N	Penn St.		0	3	33 H	Marquette		0	3	94 A	Cincinnati		1	3	118 H	St. John's (NY)		1	3
7 A	Louisville		0	3	35 N	Oregon St.		2	3				134 H	Connecticut		1	3		
					40 H	Notre Dame		0	3				145 A	Loyola Chicago		1	3		
													150 N	Troy		1	3		
													169 H	Butler		2	3		
													177 H	Green Bay		2	3		
													179 N	Ill.-Chicago		0	3		
													203 H	Syracuse		3	1		
													204 A	Villanova		3	1		
													205 A	Georgetown		0	3		
													251 H	Eastern Ill.		1	3		
													257 N	USC Upstate		3	0		
													266 A	UT Martin		3	2		
													286 H	Indiana St.		3	2		
													297 N	Wright St.		3	0		
													315 N	Chicago St.		3	0		
LAST 10 GAMES																			
205 A Georgetown					0	3	33 H Marquette					0	3						
204 A Villanova					3	1	203 H Syracuse					3	1						
40 H Notre Dame					0	3	177 H Green Bay					2	3						
134 H Connecticut					1	3	94 A Cincinnati					1	3						
118 H St. John's (NY)					1	3	7 A Louisville					0	3						

Non-Div. I Games:

DePaul

Average RPI Win: 247		WON-LOST RECORD		WINNING PCT. RANK		LAST 10 GAMES		STRENGTH OF SCHEDULE		OPP. STRENGTH OF SCHEDULE		TEAM RPI		ADJ RPI		CONF. RPI		ADJ CONF. RPI	
DIV. I ONLY		9- 13		.40909 217		3- 7		188		263		227		.43314 233		21		22	
DIV. I NON-CONF.		4- 6		.4 215		0- 0		227		265		242		.43023 243		24		24	
TOTALS		RPI 1-25		RPI 26-50		W-L RECORDS		RPI 51-100		RPI 101-150		RPI 150+							
9- 13		0- 0		0- 0		OVERALL		0- 2		0- 4		9- 7							
2- 4		0- 0		0- 0		HOME		0- 0		0- 2		2- 2							
4- 6		0- 0		0- 0		AWAY		0- 1		0- 1		4- 4							
3- 3		0- 0		0- 0		NEUTRAL		0- 1		0- 1		3- 1							
4- 6		0- 0		0- 0		NON-CONFERENCE		0- 2		0- 1		4- 3							
0- 0		0- 0		0- 0		HOME		0- 0		0- 0		0- 0							
1- 3		0- 0		0- 0		AWAY		0- 1		0- 0		1- 2							
3- 3		0- 0		0- 0		NEUTRAL		0- 1		0- 1		3- 1							
5- 7		0- 0		0- 0		CONFERENCE		0- 0		0- 3		5- 4							
2- 4		0- 0		0- 0		HOME		0- 0		0- 2		2- 2							
3- 3		0- 0		0- 0		AWAY		0- 0		0- 1		3- 2							
0- 0		0- 0		0- 0		NEUTRAL		0- 0		0- 0		0- 0							
RPI	S	Opponent		Score	RPI	S	Opponent		Score	RPI	S	Opponent		Score					
							88 A	Ga. Southern	0 3			115 N	Samford	0 3					
							92 N	Furman	1 3			120 A	Fla. Gulf Coast	2 3					
												120 H	Fla. Gulf Coast	2 3					
												126 H	Lipscomb	1 3					
												151 A	East Tenn. St.	1 3					
												151 H	East Tenn. St.	3 0					
												165 H	Northern Ky.	0 3					
												165 N	South Ala.	1 3					
												181 A	North Florida	3 2					
												186 A	Kennesaw St.	3 2					
												211 N	Canisius	3 1					
												245 A	Georgia St.	1 3					
												248 A	Jacksonville	2 3					
												250 N	Western Caro.	3 1					
												254 A	Winthrop	0 3					
												257 H	USC Upstate	0 3					
												285 A	Charleston So.	3 0					
												316 A	Stetson	3 0					
												316 H	Stetson	3 1					
												328 N	N.C. A&T	3 1					
LAST 10 GAMES																			
								316 A	Stetson	3 0			248 A	Jacksonville	2 3				
								120 A	Fla. Gulf Coast	2 3			181 A	North Florida	3 2				
								257 H	USC Upstate	0 3			126 H	Lipscomb	1 3				
								186 A	Kennesaw St.	3 2			165 H	Northern Ky.	0 3				
								151 A	East Tenn. St.	1 3			120 H	Fla. Gulf Coast	2 3				

Non-Div. I Games:

Mercer

Average RPI Win: 244		WON-LOST	WINNING	LAST 10	STRENGTH OF		OPP. STRENGTH	TEAM	ADJ	CONF.	ADJ CONF.
Average RPI Loss: 120		RECORD	PCT. RANK	GAMES	SCHEDULE		OF SCHEDULE	RPI	RPI	RPI	RPI
DIV. I ONLY		8- 14	.36364	236	2- 8		235	143	241	.43308	234
DIV. I NON-CONF.		6- 5	.54545	145	0- 0		256	216	198	.47105	192
TOTALS		RPI 1-25	RPI 26-50		W-L RECORDS		RPI 51-100		RPI 101-150		RPI 150+
8- 14	0- 0	0- 3		OVERALL		0- 4		1- 4		7- 3	
2- 8	0- 0	0- 2		HOME		0- 2		0- 4		2- 0	
3- 4	0- 0	0- 1		AWAY		0- 1		1- 0		2- 2	
3- 2	0- 0	0- 0		NEUTRAL		0- 1		0- 0		3- 1	
6- 5	0- 0	0- 0		NON-CONFERENCE		0- 1		1- 3		5- 1	
0- 3	0- 0	0- 0		HOME		0- 0		0- 3		0- 0	
3- 0	0- 0	0- 0		AWAY		0- 0		1- 0		2- 0	
3- 2	0- 0	0- 0		NEUTRAL		0- 1		0- 0		3- 1	
2- 9	0- 0	0- 3		CONFERENCE		0- 3		0- 1		2- 2	
2- 5	0- 0	0- 2		HOME		0- 2		0- 1		2- 0	
0- 4	0- 0	0- 1		AWAY		0- 1		0- 0		0- 2	
0- 0	0- 0	0- 0		NEUTRAL		0- 0		0- 0		0- 0	
RPI S	Opponent	Score	RPI S	Opponent	Score	RPI S	Opponent	Score	RPI S	Opponent	Score
			34 A Creighton	1	3	77 H Southern Ill.	2	3	109 H Missouri St.	0	3
			36 H Wichita St.	1	3	89 N Western Mich.	0	3	111 H Arkansas St.	1	3
			46 H UNI	0	3	99 A Illinois St.	1	3	130 H Northern Ill.	2	3
						99 H Illinois St.	0	3	147 H Saint Louis	1	3
									148 A South Dakota St.	3	2
									177 N Green Bay	2	3
									201 A Milwaukee	3	2
									209 H Evansville	3	0
									228 N Elon	3	0
									246 A Drake	2	3
									254 N Winthrop	3	0
									286 A Indiana St.	1	3
									286 H Indiana St.	3	0
									312 A N.C. Central	3	1
									314 N East Carolina	3	0
LAST 10 GAMES											
			286 H Indiana St.	3	0	246 A Drake	2	3			
			99 H Illinois St.	0	3	109 H Missouri St.	0	3			
			209 H Evansville	3	0	36 H Wichita St.	1	3			
			77 H Southern Ill.	2	3	99 A Illinois St.	1	3			
			34 A Creighton	1	3	286 A Indiana St.	1	3			

Non-Div. I Games:

Bradley

Average RPI Win: 220		WON-LOST RECORD	WINNING PCT. RANK		LAST 10 GAMES	STRENGTH OF SCHEDULE	OPP. STRENGTH OF SCHEDULE	TEAM RPI	ADJ RPI	CONF. RPI	ADJ CONF. RPI	
Average RPI Loss: 133												
DIV. I ONLY		8- 14	.36364	236	2- 8	198	152	230	.4316	235	11	11
DIV. I NON-CONF.		6- 6	.5	158	0- 0	224	204	197	.46454	203	11	11
<hr/>												
TOTALS		RPI 1-25		RPI 26-50		W-L RECORDS		RPI 51-100		RPI 101-150		RPI 150+
8- 14	0- 0			0- 1	OVERALL		0- 4		1- 3		7- 6	
7- 3	0- 0			0- 0	HOME		0- 1		1- 1		6- 1	
0- 8	0- 0			0- 1	AWAY		0- 3		0- 1		0- 3	
1- 3	0- 0			0- 0	NEUTRAL		0- 0		0- 1		1- 2	
<hr/>												
6- 6	0- 0			0- 1	NON-CONFERENCE		0- 1		0- 1		6- 3	
5- 1	0- 0			0- 0	HOME		0- 0		0- 0		5- 1	
0- 2	0- 0			0- 1	AWAY		0- 1		0- 0		0- 0	
1- 3	0- 0			0- 0	NEUTRAL		0- 0		0- 1		1- 2	
<hr/>												
2- 8	0- 0			0- 0	CONFERENCE		0- 3		1- 2		1- 3	
2- 2	0- 0			0- 0	HOME		0- 1		1- 1		1- 0	
0- 6	0- 0			0- 0	AWAY		0- 2		0- 1		0- 3	
0- 0	0- 0			0- 0	NEUTRAL		0- 0		0- 0		0- 0	
<hr/>												
RPI S	Opponent	Score	RPI S	Opponent	Score	RPI S	Opponent	Score	RPI S	Opponent	Score	
			40 A	Notre Dame	1 3	57 H	Bowling Green	1 3	106 H	Eastern Mich.	1 3	
						58 A	Ohio	0 3	114 N	Oakland	0 3	
						89 A	Western Mich.	0 3	117 H	Central Mich.	3 1	
						98 A	Cleveland St.	1 3	130 A	Northern Ill.	0 3	
									156 H	Oral Roberts	3 2	
									168 A	Akron	0 3	
									174 N	UAB	0 3	
									191 A	Kent St.	1 3	
									193 H	San Jose St.	1 3	
									195 A	Toledo	1 3	
									203 H	Syracuse	3 0	
									211 H	Canisius	3 1	
									224 H	Miami (OH)	3 0	
									242 N	Eastern Ky.	2 3	
									242 N	Eastern Ky.	3 0	
									299 H	Hartford	3 0	
									304 H	Dartmouth	3 2	
<hr/>												
LAST 10 GAMES												
			106 H	Eastern Mich.	1 3	191 A	Kent St.	1 3				
			117 H	Central Mich.	3 1	57 H	Bowling Green	1 3				
			89 A	Western Mich.	0 3	224 H	Miami (OH)	3 0				
			130 A	Northern Ill.	0 3	195 A	Toledo	1 3				
			58 A	Ohio	0 3	168 A	Akron	0 3				

Non-Div. I Games:

Buffalo

Average RPI Win:	292	WON-LOST RECORD	WINNING PCT. RANK	LAST 10 GAMES	STRENGTH OF SCHEDULE	OPP. STRENGTH OF SCHEDULE	TEAM RPI	ADJ RPI	CONF. RPI	ADJ CONF. RPI		
DIV. I ONLY		13- 10	.56522	134	5- 5	278	312	224	.43024	236	27	29
DIV. I NON-CONF.		7- 4	.63636	106	0- 0	268	316	187	.47137	191	30	30
<hr/>												
TOTALS	RPI 1-25	RPI 26-50		W-L RECORDS		RPI 51-100		RPI 101-150		RPI 150+		
13- 10	0- 0	0- 0		OVERALL		0- 2		0- 0		13- 8		
6- 2	0- 0	0- 0		HOME		0- 0		0- 0		6- 2		
3- 7	0- 0	0- 0		AWAY		0- 2		0- 0		3- 5		
4- 1	0- 0	0- 0		NEUTRAL		0- 0		0- 0		4- 1		
<hr/>												
7- 4	0- 0	0- 0		NON-CONFERENCE		0- 2		0- 0		7- 2		
3- 0	0- 0	0- 0		HOME		0- 0		0- 0		3- 0		
0- 3	0- 0	0- 0		AWAY		0- 2		0- 0		0- 1		
4- 1	0- 0	0- 0		NEUTRAL		0- 0		0- 0		4- 1		
<hr/>												
6- 6	0- 0	0- 0		CONFERENCE		0- 0		0- 0		6- 6		
3- 2	0- 0	0- 0		HOME		0- 0		0- 0		3- 2		
3- 4	0- 0	0- 0		AWAY		0- 0		0- 0		3- 4		
0- 0	0- 0	0- 0		NEUTRAL		0- 0		0- 0		0- 0		
<hr/>												
RPI	S	Opponent	Score	RPI	S	Opponent	Score	RPI	S	Opponent	Score	
				79 A Towson 0 3				183 A West Virginia 0 3				
				100 A Duquesne 1 3				187 A Siena 1 3				
								199 H Fairfield 0 3				
								202 A Niagara 1 3				
								211 A Canisius 0 3				
								249 A Manhattan 0 3				
								249 H Manhattan 2 3				
								255 N Central Conn. St. 3 1				
								256 H Iona 3 2				
								276 N Saint Francis (PA) 3 1				
								282 H Coppin St. 3 0				
								285 H Charleston So. 3 1				
								289 A Marist 3 2				
								290 N Bucknell 1 3				
								291 A Rider 3 1				
								291 H Rider 3 2				
								296 N Norfolk St. 3 0				
								300 H Morgan St. 3 0				
								326 A Saint Peter's 3 0				
								326 H Saint Peter's 3 0				
				327 N Providence 3 2								
<hr/>												
LAST 10 GAMES												
291 A Rider 3 1				249 H Manhattan 2 3								
326 A Saint Peter's 3 0				326 H Saint Peter's 3 0								
289 A Marist 3 2				199 H Fairfield 0 3								
187 A Siena 1 3				256 H Iona 3 2								
249 A Manhattan 0 3				202 A Niagara 1 3								

Non-Div. I Games:

Loyola Maryland

Average RPI Win: 247		WON-LOST RECORD		WINNING PCT. RANK		LAST 10 GAMES		STRENGTH OF SCHEDULE		OPP. STRENGTH OF SCHEDULE		TEAM RPI		ADJ RPI		CONF. RPI		ADJ CONF. RPI	
DIV. I ONLY		7- 14		.33333 259		2- 8		220		160		248		.4289 237		18		17	
DIV. I NON-CONF.		5- 5		.5 158		0- 0		240		119		199		.47367 187		16		16	
TOTALS		RPI 1-25		RPI 26-50		W-L RECORDS		RPI 51-100		RPI 101-150		RPI 150+							
7- 14		0- 1		0- 0		OVERALL		0- 2		0- 8		7- 3							
2- 7		0- 0		0- 0		HOME		0- 1		0- 5		2- 1							
1- 6		0- 1		0- 0		AWAY		0- 0		0- 3		1- 2							
4- 1		0- 0		0- 0		NEUTRAL		0- 1		0- 0		4- 0							
5- 5		0- 1		0- 0		NON-CONFERENCE		0- 2		0- 2		5- 0							
1- 1		0- 0		0- 0		HOME		0- 1		0- 0		1- 0							
0- 3		0- 1		0- 0		AWAY		0- 0		0- 2		0- 0							
4- 1		0- 0		0- 0		NEUTRAL		0- 1		0- 0		4- 0							
2- 9		0- 0		0- 0		CONFERENCE		0- 0		0- 6		2- 3							
1- 6		0- 0		0- 0		HOME		0- 0		0- 5		1- 1							
1- 3		0- 0		0- 0		AWAY		0- 0		0- 1		1- 2							
0- 0		0- 0		0- 0		NEUTRAL		0- 0		0- 0		0- 0							
RPI	S	Opponent		Score		RPI	S	Opponent		Score		RPI	S	Opponent		Score			
11	A	Washington		0 3								102	A	Wyoming		1 3			
												107	A	Utah St.		2 3			
												107	H	Utah St.		0 3			
												116	H	New Mexico St.		2 3			
												121	H	UTSA		1 3			
												125	A	Washington St.		0 3			
												127	H	Idaho		2 3			
												144	H	Texas St.		0 3			
												161	H	Denver		3 2			
												172	H	Boise St.		3 2			
												193	A	San Jose St.		2 3			
												193	H	San Jose St.		0 3			
												208	A	Texas-Arlington		0 3			
												213	N	Presbyterian		3 1			
												252	N	Weber St.		3 2			
												303	N	Eastern Wash.		3 1			
												307	A	Louisiana Tech		3 2			
												318	N	Alabama St.		3 0			
						LAST 10 GAMES													
						107	H	Utah St.		0 3		144	H	Texas St.		0 3			
						193	H	San Jose St.		0 3		121	H	UTSA		1 3			
						208	A	Texas-Arlington		0 3		193	A	San Jose St.		2 3			
						307	A	Louisiana Tech		3 2		107	A	Utah St.		2 3			
						127	H	Idaho		2 3		161	H	Denver		3 2			

Non-Div. I Games:

Seattle

Average RPI Win: 262		WON-LOST RECORD		WINNING PCT. RANK		LAST 10 GAMES		STRENGTH OF SCHEDULE		OPP. STRENGTH OF SCHEDULE		TEAM RPI		ADJ RPI		CONF. RPI		ADJ CONF. RPI	
DIV. I ONLY		8- 11		.42105 212		6- 4		256		229		242		.42619 238		23		23	
DIV. I NON-CONF.		3- 8		.27273 263		1- 1		163		231		251		.42093 249		22		22	
TOTALS		RPI 1-25		RPI 26-50		W-L RECORDS		RPI 51-100		RPI 101-150		RPI 150+							
8- 11		0- 0		0- 1		OVERALL		0- 3		0- 2		8- 5							
6- 3		0- 0		0- 0		HOME		0- 1		0- 0		6- 2							
2- 5		0- 0		0- 1		AWAY		0- 1		0- 1		2- 2							
0- 3		0- 0		0- 0		NEUTRAL		0- 1		0- 1		0- 1							
3- 8		0- 0		0- 1		NON-CONFERENCE		0- 2		0- 2		3- 3							
3- 1		0- 0		0- 0		HOME		0- 0		0- 0		3- 1							
0- 4		0- 0		0- 1		AWAY		0- 1		0- 1		0- 1							
0- 3		0- 0		0- 0		NEUTRAL		0- 1		0- 1		0- 1							
5- 3		0- 0		0- 0		CONFERENCE		0- 1		0- 0		5- 2							
3- 2		0- 0		0- 0		HOME		0- 1		0- 0		3- 1							
2- 1		0- 0		0- 0		AWAY		0- 0		0- 0		2- 1							
0- 0		0- 0		0- 0		NEUTRAL		0- 0		0- 0		0- 0							
RPI S	Opponent	Score		RPI S	Opponent	Score		RPI S	Opponent	Score		RPI S	Opponent	Score					
				50 A	Virginia Tech	0	3	79 N	Towson	0	3	101 N	Boston College	0	3				
								90 H	Yale	0	3	134 A	Connecticut	0	3				
								97 A	Northeastern	0	3	165 H	Northern Ky.	0	3				
												182 N	Middle Tenn.	2	3				
												185 H	Penn	3	2				
												188 A	Columbia	3	0				
												189 H	Princeton	2	3				
												226 A	New Hampshire	2	3				
												249 H	Manhattan	3	0				
												260 A	Cornell	3	1				
												263 H	Brown	3	0				
												304 A	Dartmouth	2	3				
												304 H	Dartmouth	3	1				
												319 H	Holy Cross	3	1				
												327 H	Providence	3	0				
				LAST 10 GAMES															
				304 H	Dartmouth	3	1	185 H	Penn	3	2								
				188 A	Columbia	3	0	189 H	Princeton	2	3								
				260 A	Cornell	3	1	319 H	Holy Cross	3	1								
				90 H	Yale	0	3	304 A	Dartmouth	2	3								
				263 H	Brown	3	0	226 A	New Hampshire	2	3								

Non-Div. I Games:

Harvard

Average RPI Win:	259	WON-LOST	WINNING	LAST 10	STRENGTH OF	OPP. STRENGTH	TEAM	ADJ	CONF.	ADJ CONF.					
Average RPI Loss:	166	RECORD	PCT. RANK	GAMES	SCHEDULE	OF SCHEDULE	RPI	RPI	RPI	RPI					
DIV. I ONLY	8- 12	.4	220	4- 6	199	249	232	.42359	240	20	20				
DIV. I NON-CONF.	4- 6	.4	215	0- 0	272	263	259	.40509	260	21	21				
<hr/>															
TOTALS	RPI 1-25	RPI 26-50		W-L RECORDS		RPI 51-100		RPI 101-150		RPI 150+					
8- 12	0- 0	0- 0		OVERALL		0- 3		0- 1		8- 8					
4- 5	0- 0	0- 0		HOME		0- 2		0- 0		4- 3					
2- 5	0- 0	0- 0		AWAY		0- 1		0- 1		2- 3					
2- 2	0- 0	0- 0		NEUTRAL		0- 0		0- 0		2- 2					
<hr/>															
4- 6	0- 0	0- 0		NON-CONFERENCE		0- 0		0- 0		4- 6					
2- 2	0- 0	0- 0		HOME		0- 0		0- 0		2- 2					
0- 2	0- 0	0- 0		AWAY		0- 0		0- 0		0- 2					
2- 2	0- 0	0- 0		NEUTRAL		0- 0		0- 0		2- 2					
<hr/>															
4- 6	0- 0	0- 0		CONFERENCE		0- 3		0- 1		4- 2					
2- 3	0- 0	0- 0		HOME		0- 2		0- 0		2- 1					
2- 3	0- 0	0- 0		AWAY		0- 1		0- 1		2- 1					
0- 0	0- 0	0- 0		NEUTRAL		0- 0		0- 0		0- 0					
<hr/>															
RPI	S	Opponent	Score	RPI	S	Opponent	Score	RPI	S	Opponent	Score				
				86 H Col. of Charleston				0	3	115 A Samford		1	3		
				88 H Ga. Southern				0	3	152 A Wake Forest		2	3		
				92 A Furman				0	3	170 H High Point		0	3		
										177 H Green Bay		2	3		
										181 A North Florida		2	3		
										206 A Wofford		3	0		
										212 H UNC Greensboro		3	2		
										213 N Presbyterian		2	3		
										228 H Elon		1	3		
										231 N Florida A&M		2	3		
										243 N UNC Wilmington		3	1		
										250 A Western Caro.		3	0		
										254 N Winthrop		3	2		
										258 A Chattanooga		1	3		
										292 H Gardner-Webb		3	0		
										305 H Citadel		3	0		
						312 H N.C. Central		3	0						
<hr/>															
				LAST 10 GAMES											
				115 A Samford				1	3	250 A Western Caro.				3	0
				258 A Chattanooga				1	3	86 H Col. of Charleston				0	3
				212 H UNC Greensboro				3	2	305 H Citadel				3	0
				228 H Elon				1	3	206 A Wofford				3	0
				88 H Ga. Southern				0	3	92 A Furman				0	3

Non-Div. I Games:

Davidson

Average RPI Win: 269		WON-LOST	WINNING	LAST 10	STRENGTH OF		OPP. STRENGTH	TEAM	ADJ		CONF.	ADJ CONF.		
Average RPI Loss: 149		RECORD	PCT. RANK	GAMES	SCHEDULE		OF SCHEDULE	RPI	RPI		RPI	RPI		
DIV. I ONLY		9- 17	.34615	257	0- 10		179	252	243	.42282	241	16	16	
DIV. I NON-CONF.		8- 6	.57143	136	0- 0		251	298	203	.46448	204	19	19	

TOTALS		RPI 1-25		RPI 26-50		W-L RECORDS		RPI 51-100		RPI 101-150		RPI 150+		
9- 17		0- 0		0- 0		OVERALL		0- 2		0- 7		9- 8		
5- 6		0- 0		0- 0		HOME		0- 1		0- 3		5- 2		
1- 8		0- 0		0- 0		AWAY		0- 1		0- 3		1- 4		
3- 3		0- 0		0- 0		NEUTRAL		0- 0		0- 1		3- 2		
8- 6		0- 0		0- 0		NON-CONFERENCE		0- 0		0- 4		8- 2		
5- 1		0- 0		0- 0		HOME		0- 0		0- 1		5- 0		
0- 2		0- 0		0- 0		AWAY		0- 0		0- 2		0- 0		
3- 3		0- 0		0- 0		NEUTRAL		0- 0		0- 1		3- 2		
1- 11		0- 0		0- 0		CONFERENCE		0- 2		0- 3		1- 6		
0- 5		0- 0		0- 0		HOME		0- 1		0- 2		0- 2		
1- 6		0- 0		0- 0		AWAY		0- 1		0- 1		1- 4		
0- 0		0- 0		0- 0		NEUTRAL		0- 0		0- 0		0- 0		
RPI	S	Opponent		Score	RPI	S	Opponent		Score	RPI	S	Opponent		Score
</														

Non-Div. I Games:

Lamar

Average RPI Win: 238		WON-LOST	WINNING	LAST 10	STRENGTH OF		OPP. STRENGTH	TEAM	ADJ	CONF.	ADJ CONF.
Average RPI Loss: 162		RECORD	PCT. RANK	GAMES	SCHEDULE		OF SCHEDULE	RPI	RPI	RPI	RPI
DIV. I ONLY		7- 13	.35	248	4- 6		167	225	237	.42032	24
DIV. I NON-CONF.		3- 7	.3	253	0- 0		93	173	213	.46009	23
TOTALS		RPI 1-25	RPI 26-50		W-L RECORDS		RPI 51-100		RPI 101-150		RPI 150+
7- 13	0- 0	0- 2		OVERALL		0- 2		0- 2		7- 7	
3- 3	0- 0	0- 0		HOME		0- 1		0- 0		3- 2	
1- 7	0- 0	0- 2		AWAY		0- 1		0- 1		1- 3	
3- 3	0- 0	0- 0		NEUTRAL		0- 0		0- 1		3- 2	
3- 7	0- 0	0- 2		NON-CONFERENCE		0- 1		0- 2		3- 2	
0- 0	0- 0	0- 0		HOME		0- 0		0- 0		0- 0	
0- 4	0- 0	0- 2		AWAY		0- 1		0- 1		0- 0	
3- 3	0- 0	0- 0		NEUTRAL		0- 0		0- 1		3- 2	
4- 6	0- 0	0- 0		CONFERENCE		0- 1		0- 0		4- 5	
3- 3	0- 0	0- 0		HOME		0- 1		0- 0		3- 2	
1- 3	0- 0	0- 0		AWAY		0- 0		0- 0		1- 3	
0- 0	0- 0	0- 0		NEUTRAL		0- 0		0- 0		0- 0	
RPI S	Opponent	Score	RPI S	Opponent	Score	RPI S	Opponent	Score	RPI S	Opponent	Score
			40 A	Notre Dame	0 3	85 H	Morehead St.	1 3	114 N	Oakland	0 3
			44 A	Michigan St.	0 3	98 A	Cleveland St.	0 3	140 A	Marshall	0 3
									163 H	Southeast Mo. St.	3 2
									174 N	UAB	0 3
									207 N	Youngstown St.	3 2
									216 A	Jacksonville St.	2 3
									217 H	Belmont	0 3
									218 H	Austin Peay	3 0
									227 H	Tennessee St.	1 3
									235 N	Buffalo	0 3
									235 N	Buffalo	3 2
									251 A	Eastern Ill.	1 3
									265 A	SIU Edwardsville	0 3
									266 H	UT Martin	3 0
									272 N	McNeese St.	3 0
									306 A	Tennessee Tech	3 1
LAST 10 GAMES											
			163 H	Southeast Mo. St.	3 2	265 A	SIU Edwardsville	0 3			
			266 H	UT Martin	3 0	218 H	Austin Peay	3 0			
			216 A	Jacksonville St.	2 3	85 H	Morehead St.	1 3			
			306 A	Tennessee Tech	3 1	217 H	Belmont	0 3			
			251 A	Eastern Ill.	1 3	227 H	Tennessee St.	1 3			

Non-Div. I Games:

Eastern Ky.

Average RPI Win: 273		WON-LOST	WINNING	LAST 10	STRENGTH OF		OPP. STRENGTH	TEAM	ADJ		CONF.	ADJ CONF.	
Average RPI Loss: 157		RECORD	PCT. RANK	GAMES	SCHEDULE		OF SCHEDULE	RPI	RPI		RPI	RPI	
DIV. I ONLY		8- 14	.36364	236	2- 8		162	259	234	.41911	243	19	19
DIV. I NON-CONF.		7- 8	.46667	177	1- 2		205	270	223	.44504	229	18	18
TOTALS		RPI 1-25	RPI 26-50		W-L RECORDS		RPI 51-100		RPI 101-150		RPI 150+		
8- 14	0- 0	0- 1		OVERALL		0- 3		0- 1		8- 9			
4- 4	0- 0	0- 0		HOME		0- 1		0- 0		4- 3			
2- 6	0- 0	0- 1		AWAY		0- 1		0- 0		2- 4			
2- 4	0- 0	0- 0		NEUTRAL		0- 1		0- 1		2- 2			
7- 8	0- 0	0- 1		NON-CONFERENCE		0- 1		0- 1		7- 5			
4- 1	0- 0	0- 0		HOME		0- 0		0- 0		4- 1			
1- 3	0- 0	0- 1		AWAY		0- 0		0- 0		1- 2			
2- 4	0- 0	0- 0		NEUTRAL		0- 1		0- 1		2- 2			
1- 6	0- 0	0- 0		CONFERENCE		0- 2		0- 0		1- 4			
0- 3	0- 0	0- 0		HOME		0- 1		0- 0		0- 2			
1- 3	0- 0	0- 0		AWAY		0- 1		0- 0		1- 2			
0- 0	0- 0	0- 0		NEUTRAL		0- 0		0- 0		0- 0			
RPI S	Opponent	Score	RPI S	Opponent	Score	RPI S	Opponent	Score	RPI S	Opponent	Score		
			28 A	North Carolina St.	2 3	79 H	Towson	0 3	110 N	Rutgers	0 3		
						85 N	Morehead St.	0 3	152 A	Wake Forest	2 3		
						97 A	Northeastern	1 3	158 H	Delaware	2 3		
									159 H	LIU Brooklyn	1 3		
									170 H	High Point	3 0		
									200 A	Hofstra	1 3		
									207 N	Youngstown St.	1 3		
									212 A	UNC Greensboro	2 3		
									220 A	William & Mary	3 1		
									220 H	William & Mary	0 3		
									240 N	Davidson	1 3		
									245 A	Georgia St.	2 3		
									254 N	Winthrop	3 0		
									296 A	Norfolk St.	3 0		
									305 H	Citadel	3 0		
									308 H	Campbell	3 0		
									311 H	Delaware St.	3 0		
									316 N	Stetson	3 0		
LAST 10 GAMES													
			220 A	William & Mary	3 1	97 A	Northeastern	1 3					
			245 A	Georgia St.	2 3	220 H	William & Mary	0 3					
			79 H	Towson	0 3	305 H	Citadel	3 0					
			158 H	Delaware	2 3	85 N	Morehead St.	0 3					
			200 A	Hofstra	1 3	207 N	Youngstown St.	1 3					

Non-Div. I Games:

UNC Wilmington

Average RPI Win:	255	WON-LOST	WINNING	LAST 10	STRENGTH OF	OPP. STRENGTH	TEAM	ADJ	CONF.	ADJ CONF.	
Average RPI Loss:	176	RECORD	PCT. RANK	GAMES	SCHEDULE	OF SCHEDULE	RPI	RPI	RPI	RPI	
DIV. I ONLY	8- 12	.4	220	6- 4	237	275	246	.41881	244	26	26
DIV. I NON-CONF.	2- 9	.18182	292	0- 2	223	234	284	.3838	279	27	27
<hr/>											
TOTALS	RPI 1-25	RPI 26-50		W-L RECORDS		RPI 51-100		RPI 101-150		RPI 150+	
8- 12	0- 0	0- 0		OVERALL		0- 4		1- 2		7- 6	
3- 2	0- 0	0- 0		HOME		0- 1		1- 0		2- 1	
4- 5	0- 0	0- 0		AWAY		0- 2		0- 1		4- 2	
1- 5	0- 0	0- 0		NEUTRAL		0- 1		0- 1		1- 3	
<hr/>											
2- 9	0- 0	0- 0		NON-CONFERENCE		0- 4		0- 2		2- 3	
0- 1	0- 0	0- 0		HOME		0- 1		0- 0		0- 0	
1- 3	0- 0	0- 0		AWAY		0- 2		0- 1		1- 0	
1- 5	0- 0	0- 0		NEUTRAL		0- 1		0- 1		1- 3	
<hr/>											
6- 3	0- 0	0- 0		CONFERENCE		0- 0		1- 0		5- 3	
3- 1	0- 0	0- 0		HOME		0- 0		1- 0		2- 1	
3- 2	0- 0	0- 0		AWAY		0- 0		0- 0		3- 2	
0- 0	0- 0	0- 0		NEUTRAL		0- 0		0- 0		0- 0	
<hr/>											
RPI S	Opponent	Score	RPI S	Opponent	Score	RPI S	Opponent	Score	RPI S	Opponent	Score
						67 A	Clemson	0 3	122 A	Pittsburgh	0 3
						82 H	South Carolina	0 3	140 N	Marshall	0 3
						86 A	Col. of Charleston	1 3	141 H	Liberty	3 1
						95 N	Xavier	2 3	169 N	Butler	2 3
									170 A	High Point	3 2
									213 H	Presbyterian	3 2
									239 N	UMBC	1 3
									254 H	Winthrop	2 3
									273 A	UNC Asheville	2 3
									279 H	Radford	3 2
									285 A	Charleston So.	2 3
									292 A	Gardner-Webb	3 0
									294 N	South Carolina St.	2 3
									308 A	Campbell	3 2
									314 A	East Carolina	3 2
									321 N	Howard	3 0
<hr/>											
LAST 10 GAMES											
						273 A	UNC Asheville	2 3	285 A	Charleston So.	2 3
						292 A	Gardner-Webb	3 0	86 A	Col. of Charleston	1 3
						82 H	South Carolina	0 3	308 A	Campbell	3 2
						141 H	Liberty	3 1	170 A	High Point	3 2
						279 H	Radford	3 2	213 H	Presbyterian	3 2

Non-Div. I Games:

Coastal Caro.

Average RPI Win: 224		WON-LOST RECORD		WINNING PCT. RANK		LAST 10 GAMES		STRENGTH OF SCHEDULE		OPP. STRENGTH OF SCHEDULE		TEAM RPI		ADJ RPI		CONF. RPI		ADJ CONF. RPI	
DIV. I ONLY		4- 16		.2 297		2- 8		109		169		250		.41756 245		19		19	
DIV. I NON-CONF.		2- 10		.16667 296		0- 2		49		145		219		.46107 210		18		18	
TOTALS		RPI 1-25		RPI 26-50		W-L RECORDS		RPI 51-100		RPI 101-150		RPI 150+							
4- 16		0- 0		0- 1		OVERALL		0- 4		1- 4		3- 7							
3- 4		0- 0		0- 0		HOME		0- 0		0- 1		3- 3							
0- 8		0- 0		0- 1		AWAY		0- 2		0- 1		0- 4							
1- 4		0- 0		0- 0		NEUTRAL		0- 2		1- 2		0- 0							
2- 10		0- 0		0- 1		NON-CONFERENCE		0- 3		1- 4		1- 2							
1- 2		0- 0		0- 0		HOME		0- 0		0- 1		1- 1							
0- 4		0- 0		0- 1		AWAY		0- 1		0- 1		0- 1							
1- 4		0- 0		0- 0		NEUTRAL		0- 2		1- 2		0- 0							
2- 6		0- 0		0- 0		CONFERENCE		0- 1		0- 0		2- 5							
2- 2		0- 0		0- 0		HOME		0- 0		0- 0		2- 2							
0- 4		0- 0		0- 0		AWAY		0- 1		0- 0		0- 3							
0- 0		0- 0		0- 0		NEUTRAL		0- 0		0- 0		0- 0							
RPI	S	Opponent		Score		RPI	S	Opponent		Score		RPI	S	Opponent		Score			
						49	A	Georgia Tech	0	3			115	H	Samford	0	3		
													67	N	Clemson	0	3		
													79	A	Towson	0	3		
													88	N	Ga. Southern	1	3		

Non-Div. I Games:

Georgia St.

Average RPI Win: 250		WON-LOST	WINNING	LAST 10	STRENGTH OF	OPP. STRENGTH	TEAM	ADJ	CONF.	ADJ CONF.	
Average RPI Loss: 101		RECORD	PCT. RANK	GAMES	SCHEDULE	OF SCHEDULE	RPI	RPI	RPI	RPI	
DIV. I ONLY		3- 18	.14286 308	3- 7	110	91	257	.41649 246	10	10	
DIV. I NON-CONF.		1- 10	.09091 310	1- 1	177	74	282	.38646 277	10	10	
<hr/>											
TOTALS	RPI 1-25	RPI 26-50		W-L RECORDS	RPI 51-100		RPI 101-150		RPI 150+		
3- 18	0- 0	0- 5		OVERALL	0- 5		0- 3		3- 5		
1- 4	0- 0	0- 3		HOME	0- 0		0- 1		1- 0		
2- 8	0- 0	0- 1		AWAY	0- 3		0- 1		2- 3		
0- 6	0- 0	0- 1		NEUTRAL	0- 2		0- 1		0- 2		
<hr/>											
1- 10	0- 0	0- 1		NON-CONFERENCE	0- 3		0- 2		1- 4		
0- 0	0- 0	0- 0		HOME	0- 0		0- 0		0- 0		
1- 4	0- 0	0- 0		AWAY	0- 1		0- 1		1- 2		
0- 6	0- 0	0- 1		NEUTRAL	0- 2		0- 1		0- 2		
<hr/>											
2- 8	0- 0	0- 4		CONFERENCE	0- 2		0- 1		2- 1		
1- 4	0- 0	0- 3		HOME	0- 0		0- 1		1- 0		
1- 4	0- 0	0- 1		AWAY	0- 2		0- 0		1- 1		
0- 0	0- 0	0- 0		NEUTRAL	0- 0		0- 0		0- 0		
<hr/>											
RPI S	Opponent	Score	RPI S	Opponent	Score	RPI S	Opponent	Score	RPI S	Opponent	Score
			34 A Creighton	0 3	52 A Wisconsin	0 3	109 H Missouri St.	0 3			
			34 H Creighton	0 3	65 N Auburn	0 3	116 A New Mexico St.	1 3			
			36 H Wichita St.	0 3	77 A Southern Ill.	1 3	117 N Central Mich.	1 3			
			42 N Northwestern	0 3	94 N Cincinnati	0 3	157 A North Dakota St.	1 3			
			46 H UNI	1 3	99 A Illinois St.	0 3	157 N North Dakota St.	1 3			
							177 A Green Bay	0 3			
							201 N Milwaukee	0 3			
							209 A Evansville	1 3			
							230 A Neb. Omaha	3 2			
							234 H Bradley	3 2			
							286 A Indiana St.	3 1			
<hr/>											
LAST 10 GAMES											
			34 H Creighton	0 3	234 H Bradley	3 2					
			157 A North Dakota St.	1 3	77 A Southern Ill.	1 3					
			99 A Illinois St.	0 3	209 A Evansville	1 3					
			286 A Indiana St.	3 1	34 A Creighton	0 3					
			46 H UNI	1 3	230 A Neb. Omaha	3 2					

Non-Div. I Games:

Drake

Average RPI Win: 223		WON-LOST	WINNING	LAST 10	STRENGTH OF		OPP. STRENGTH	TEAM	ADJ	CONF.	ADJ CONF.
Average RPI Loss: 158		RECORD	PCT. RANK	GAMES	SCHEDULE		OF SCHEDULE	RPI	RPI	RPI	RPI
DIV. I ONLY		9- 16	.36	245	4- 6		186	222	238	.41282	247
DIV. I NON-CONF.		5- 10	.33333	244	0- 1		113	212	213	.44889	226
TOTALS		RPI 1-25	RPI 26-50		W-L RECORDS		RPI 51-100		RPI 101-150		RPI 150+
9- 16	0- 0	0- 0		OVERALL		0- 4		2- 2		7- 10	
4- 9	0- 0	0- 0		HOME		0- 2		0- 1		4- 6	
3- 6	0- 0	0- 0		AWAY		0- 1		1- 1		2- 4	
2- 1	0- 0	0- 0		NEUTRAL		0- 1		1- 0		1- 0	
5- 10	0- 0	0- 0		NON-CONFERENCE		0- 3		1- 2		4- 5	
3- 5	0- 0	0- 0		HOME		0- 1		0- 1		3- 3	
0- 4	0- 0	0- 0		AWAY		0- 1		0- 1		0- 2	
2- 1	0- 0	0- 0		NEUTRAL		0- 1		1- 0		1- 0	
4- 6	0- 0	0- 0		CONFERENCE		0- 1		1- 0		3- 5	
1- 4	0- 0	0- 0		HOME		0- 1		0- 0		1- 3	
3- 2	0- 0	0- 0		AWAY		0- 0		1- 0		2- 2	
0- 0	0- 0	0- 0		NEUTRAL		0- 0		0- 0		0- 0	
RPI S	Opponent	Score	RPI S	Opponent	Score	RPI S	Opponent	Score	RPI S	Opponent	Score
						77 H	Southern Ill.	0 3	106 H	Eastern Mich.	0 3
						86 A	Col. of Charleston	1 3	111 A	Arkansas St.	0 3
						96 H	Rice	0 3	120 N	Fla. Gulf Coast	3 0
						99 N	Illinois St.	0 3	140 A	Marshall	3 2
									153 A	UTEP	1 3
									174 A	UAB	1 3
									174 H	UAB	2 3
									175 H	UALR	0 3
									179 H	Ill.-Chicago	3 2
									181 N	North Florida	3 0
									195 A	Toledo	1 3
									196 H	La.-Lafayette	1 3
									217 H	Belmont	3 1
									218 H	Austin Peay	2 3
									222 H	UCF	0 3
									223 H	Houston	1 3
									227 A	Tennessee St.	2 3
									278 H	Southern Miss.	3 2
									284 A	Tulane	3 1
									295 H	Alabama A&M	3 0
									314 A	East Carolina	3 1
LAST 10 GAMES											
						140 A	Marshall	3 2	174 A	UAB	1 3
						314 A	East Carolina	3 1	174 H	UAB	2 3
						227 A	Tennessee St.	2 3	153 A	UTEP	1 3
						278 H	Southern Miss.	3 2	284 A	Tulane	3 1
						222 H	UCF	0 3	223 H	Houston	1 3

Non-Div. I Games:

Memphis

Average RPI Win:	268	WON-LOST RECORD	WINNING PCT. RANK	LAST 10 GAMES	STRENGTH OF SCHEDULE	OPP. STRENGTH OF SCHEDULE	TEAM RPI	ADJ RPI	CONF. RPI	ADJ CONF. RPI	
DIV. I ONLY		4- 20	.16667 303	2- 8	79	221	247	.4122 248	21	22	
DIV. I NON-CONF.		2- 11	.15385 298	0- 0	62	161	235	.43739 237	24	24	
<hr/>											
TOTALS	RPI 1-25	RPI 26-50		W-L RECORDS	RPI 51-100		RPI 101-150		RPI 150+		
4- 20	0- 1	0- 2		OVERALL	0- 3		0- 4		4- 10		
1- 5	0- 0	0- 0		HOME	0- 0		0- 2		1- 3		
1- 8	0- 1	0- 0		AWAY	0- 2		0- 1		1- 4		
2- 7	0- 0	0- 2		NEUTRAL	0- 1		0- 1		2- 3		
<hr/>											
2- 11	0- 1	0- 2		NON-CONFERENCE	0- 3		0- 1		2- 4		
0- 0	0- 0	0- 0		HOME	0- 0		0- 0		0- 0		
0- 4	0- 1	0- 0		AWAY	0- 2		0- 0		0- 1		
2- 7	0- 0	0- 2		NEUTRAL	0- 1		0- 1		2- 3		
<hr/>											
2- 9	0- 0	0- 0		CONFERENCE	0- 0		0- 3		2- 6		
1- 5	0- 0	0- 0		HOME	0- 0		0- 2		1- 3		
1- 4	0- 0	0- 0		AWAY	0- 0		0- 1		1- 3		
0- 0	0- 0	0- 0		NEUTRAL	0- 0		0- 0		0- 0		
<hr/>											
RPI S	Opponent	Score	RPI S	Opponent	Score	RPI S	Opponent	Score	RPI S	Opponent	Score
10 A	Florida	0 3	28 N	North Carolina St.	0 3	52 N	Wisconsin	0 3	120 H	Fla. Gulf Coast	0 3
			49 N	Georgia Tech	0 3	86 A	Col. of Charleston	2 3	126 A	Lipscomb	0 3
						88 A	Ga. Southern	1 3	126 H	Lipscomb	1 3
									141 N	Liberty	2 3
									151 A	East Tenn. St.	0 3
									165 A	Northern Ky.	1 3
									165 H	Northern Ky.	2 3
									165 N	South Ala.	0 3
									181 H	North Florida	1 3
									186 H	Kennesaw St.	2 3
									188 N	Columbia	0 3
									192 N	Sacramento St.	0 3
									196 N	La.-Lafayette	3 2
									222 A	UCF	0 3
									233 H	Mercer	3 2
									257 A	USC Upstate	0 3
									316 A	Stetson	3 0
									325 N	Savannah St.	3 0
<hr/>											
			LAST 10 GAMES								
			126 H Lipscomb 1 3			186 H Kennesaw St. 2 3					
			165 H Northern Ky. 2 3			120 H Fla. Gulf Coast 0 3					
			257 A USC Upstate 0 3			181 H North Florida 1 3					
			151 A East Tenn. St. 0 3			316 A Stetson 3 0					
			233 H Mercer 3 2			165 A Northern Ky. 1 3					

Non-Div. I Games:

Jacksonville

Average RPI Win: 263		WON-LOST	WINNING	LAST 10	STRENGTH OF		OPP. STRENGTH	TEAM	ADJ	CONF.	ADJ CONF.
Average RPI Loss: 233		RECORD	PCT. RANK	GAMES	SCHEDULE		OF SCHEDULE	RPI	RPI	RPI	RPI
DIV. I ONLY		13- 11	.54167	148	7- 3		283	307	235	.41203	249
DIV. I NON-CONF.		5- 6	.45455	187	0- 0		314	313	280	.3806	281
TOTALS		RPI 1-25	RPI 26-50		W-L RECORDS		RPI 51-100		RPI 101-150		RPI 150+
13- 11	0- 0	0- 0		OVERALL		0- 0		0- 1		13- 10	
7- 2	0- 0	0- 0		HOME		0- 0		0- 0		7- 2	
4- 5	0- 0	0- 0		AWAY		0- 0		0- 0		4- 5	
2- 4	0- 0	0- 0		NEUTRAL		0- 0		0- 1		2- 3	
5- 6	0- 0	0- 0		NON-CONFERENCE		0- 0		0- 1		5- 5	
1- 0	0- 0	0- 0		HOME		0- 0		0- 0		1- 0	
2- 2	0- 0	0- 0		AWAY		0- 0		0- 0		2- 2	
2- 4	0- 0	0- 0		NEUTRAL		0- 0		0- 1		2- 3	
8- 5	0- 0	0- 0		CONFERENCE		0- 0		0- 0		8- 5	
6- 2	0- 0	0- 0		HOME		0- 0		0- 0		6- 2	
2- 3	0- 0	0- 0		AWAY		0- 0		0- 0		2- 3	
0- 0	0- 0	0- 0		NEUTRAL		0- 0		0- 0		0- 0	
RPI S	Opponent	Score	RPI S	Opponent	Score	RPI S	Opponent	Score	RPI S	Opponent	Score
									145 N	Loyola Chicago	0 3
									165 N	Northern Ky.	3 2
									187 H	Siena	3 2
									199 A	Fairfield	1 3
									199 H	Fairfield	2 3
									202 H	Niagara	3 1
									205 N	Georgetown	0 3
									211 H	Canisius	1 3
									220 A	William & Mary	1 3
									236 A	Loyola Maryland	3 2
									236 H	Loyola Maryland	3 0
									238 A	Harvard	0 3
									256 A	Iona	1 3
									256 H	Iona	3 2
									287 A	La Salle	3 1
									288 H	Lafayette	3 0
									289 H	Marist	3 1
									290 N	Bucknell	1 3
									291 A	Rider	2 3
									291 H	Rider	3 0
									308 N	Campbell	1 3
									323 A	St. Francis (NY)	3 0
									326 A	Saint Peter's	3 1
									327 N	Providence	3 1
LAST 10 GAMES											
						199 H	Fairfield	2 3	291 A	Rider	2 3
						256 H	Iona	3 2	211 H	Canisius	1 3
						326 A	Saint Peter's	3 1	202 H	Niagara	3 1
						236 H	Loyola Maryland	3 0	291 H	Rider	3 0
						236 A	Loyola Maryland	3 2	187 H	Siena	3 2

Non-Div. I Games:

Manhattan

Average RPI Win:	286	WON-LOST RECORD	WINNING PCT. RANK	LAST 10 GAMES		STRENGTH OF SCHEDULE	OPP. STRENGTH OF SCHEDULE	TEAM RPI	ADJ RPI	CONF. RPI	ADJ CONF. RPI
DIV. I ONLY		8- 17	.32 266	4- 6		170	226	245	.40921 250	20	20
DIV. I NON-CONF.		4- 11	.26667 265	0- 0		162	228	255	.41131 257	21	21
TOTALS	RPI 1-25		RPI 26-50	W-L RECORDS		RPI 51-100		RPI 101-150		RPI 150+	
8- 17	0- 2		0- 1	OVERALL		0- 3		0- 2		8- 9	
6- 4	0- 0		0- 0	HOME		0- 1		0- 0		6- 3	
1- 8	0- 0		0- 1	AWAY		0- 2		0- 1		1- 4	
1- 5	0- 2		0- 0	NEUTRAL		0- 0		0- 1		1- 2	
4- 11	0- 2		0- 1	NON-CONFERENCE		0- 1		0- 1		4- 6	
3- 1	0- 0		0- 0	HOME		0- 0		0- 0		3- 1	
0- 5	0- 0		0- 1	AWAY		0- 1		0- 0		0- 3	
1- 5	0- 2		0- 0	NEUTRAL		0- 0		0- 1		1- 2	
4- 6	0- 0		0- 0	CONFERENCE		0- 2		0- 1		4- 3	
3- 3	0- 0		0- 0	HOME		0- 1		0- 0		3- 2	
1- 3	0- 0		0- 0	AWAY		0- 1		0- 1		1- 1	
0- 0	0- 0		0- 0	NEUTRAL		0- 0		0- 0		0- 0	
RPI S Opponent Score		RPI S Opponent Score		RPI S Opponent Score		RPI S Opponent Score		RPI S Opponent Score			
6 N Oregon 0 3		28 A North Carolina St. 0 3		58 A Ohio 0 3		115 A Samford 0 3					
20 N Kentucky 0 3				86 H Col. of Charleston 1 3		117 N Central Mich. 1 3					
				92 A Furman 0 3		151 A East Tenn. St. 0 3					
						165 H Northern Ky. 1 3					
						181 N North Florida 1 3					
						206 A Wofford 1 3					
						212 H UNC Greensboro 3 0					
						228 H Elon 0 3					
						233 N Mercer 1 3					
						240 H Davidson 0 3					
						254 A Winthrop 0 3					
						258 A Chattanooga 3 1					
						261 H Appalachian St. 3 2					
						273 A UNC Asheville 2 3					
						292 H Gardner-Webb 3 0					
						305 H Citadel 3 0					
						308 N Campbell 3 2					
						326 H Saint Peter's 3 0					
						328 H N.C. A&T 3 0					
				LAST 10 GAMES							
				86 H Col. of Charleston 1 3		261 H Appalachian St. 3 2					
				305 H Citadel 3 0		212 H UNC Greensboro 3 0					
				206 A Wofford 1 3		228 H Elon 0 3					
				92 A Furman 0 3		258 A Chattanooga 3 1					
				240 H Davidson 0 3		115 A Samford 0 3					

Non-Div. I Games:

Western Caro.

Average RPI Win: 247		WON-LOST RECORD		WINNING PCT. RANK		LAST 10 GAMES		STRENGTH OF SCHEDULE		OPP. STRENGTH OF SCHEDULE		TEAM RPI		ADJ RPI		CONF. RPI		ADJ CONF. RPI	
DIV. I ONLY		7- 16		.30435 274		4- 6		212		154		251		.4081 251		24		24	
DIV. I NON-CONF.		3- 10		.23077 279		0- 1		154		56		245		.43281 241		23		23	
TOTALS		RPI 1-25		RPI 26-50		W-L RECORDS		RPI 51-100		RPI 101-150		RPI 150+							
7- 16		0- 1		0- 2		OVERALL		0- 2		0- 3		7- 8							
3- 3		0- 0		0- 0		HOME		0- 1		0- 0		3- 2							
2- 7		0- 1		0- 1		AWAY		0- 0		0- 1		2- 4							
2- 6		0- 0		0- 1		NEUTRAL		0- 1		0- 2		2- 2							
3- 10		0- 1		0- 2		NON-CONFERENCE		0- 1		0- 3		3- 3							
0- 0		0- 0		0- 0		HOME		0- 0		0- 0		0- 0							
1- 4		0- 1		0- 1		AWAY		0- 0		0- 1		1- 1							
2- 6		0- 0		0- 1		NEUTRAL		0- 1		0- 2		2- 2							
4- 6		0- 0		0- 0		CONFERENCE		0- 1		0- 0		4- 5							
3- 3		0- 0		0- 0		HOME		0- 1		0- 0		3- 2							
1- 3		0- 0		0- 0		AWAY		0- 0		0- 0		1- 3							
0- 0		0- 0		0- 0		NEUTRAL		0- 0		0- 0		0- 0							
RPI S	Opponent	Score		RPI S	Opponent	Score		RPI S	Opponent	Score		RPI S	Opponent	Score					
2	A Penn St.	0	3	26	N Michigan	0	3	85	H Morehead St.	2	3	112	N Iowa	1	3				
				33	A Marquette	0	3	100	N Duquesne	0	3	114	A Oakland	0	3				
												132	N Portland	2	3				
												152	N Wake Forest	3	1				
												163	H Southeast Mo. St.	1	3				
												169	N Butler	0	3				
												179	A Ill.-Chicago	0	3				
												195	N Toledo	2	3				
												218	A Austin Peay	0	3				
												218	H Austin Peay	3	2				
												227	A Tennessee St.	0	3				
												232	A DePaul	3	1				
												242	H Eastern Ky.	3	1				
												265	A SIU Edwardsville	0	3				
												266	H UT Martin	1	3				
												286	N Indiana St.	3	2				
												298	A Murray St.	3	1				
												298	H Murray St.	3	0				
LAST 10 GAMES				LAST 10 GAMES				LAST 10 GAMES				LAST 10 GAMES							
				218	H Austin Peay	3	2	85	H Morehead St.	2	3								
				298	H Murray St.	3	0	179	A Ill.-Chicago	0	3								
				298	A Murray St.	3	1	227	A Tennessee St.	0	3								
				218	A Austin Peay	0	3	265	A SIU Edwardsville	0	3								
				242	H Eastern Ky.	3	1	266	H UT Martin	1	3								

Non-Div. I Games:

Eastern Ill.

Average RPI Win: 265		WON-LOST RECORD		WINNING PCT. RANK		LAST 10 GAMES		STRENGTH OF SCHEDULE		OPP. STRENGTH OF SCHEDULE		TEAM RPI		ADJ RPI		CONF. RPI		ADJ CONF. RPI	
DIV. I ONLY		8- 15		.34783 250		2- 8		262		189		260		.4074 252		14		14	
DIV. I NON-CONF.		6- 5		.54545 145		0- 0		312		225		247		.43331 240		12		12	
TOTALS		RPI 1-25		RPI 26-50		W-L RECORDS		RPI 51-100		RPI 101-150		RPI 150+							
8- 15		0- 0		0- 0		OVERALL		0- 6		1- 5		7- 4							
1- 5		0- 0		0- 0		HOME		0- 3		0- 1		1- 1							
2- 8		0- 0		0- 0		AWAY		0- 2		0- 4		2- 2							
5- 2		0- 0		0- 0		NEUTRAL		0- 1		1- 0		4- 1							
6- 5		0- 0		0- 0		NON-CONFERENCE		0- 1		1- 3		5- 1							
0- 0		0- 0		0- 0		HOME		0- 0		0- 0		0- 0							
1- 3		0- 0		0- 0		AWAY		0- 0		0- 3		1- 0							
5- 2		0- 0		0- 0		NEUTRAL		0- 1		1- 0		4- 1							
2- 10		0- 0		0- 0		CONFERENCE		0- 5		0- 2		2- 3							
1- 5		0- 0		0- 0		HOME		0- 3		0- 1		1- 1							
1- 5		0- 0		0- 0		AWAY		0- 2		0- 1		1- 2							
0- 0		0- 0		0- 0		NEUTRAL		0- 0		0- 0		0- 0							
RPI	S	Opponent		Score	RPI	S	Opponent		Score	RPI	S	Opponent		Score					
							59	A	Northern Ariz.	2		3	107	A	Utah St.	0		3	
							59	H	Northern Ariz.	0		3	125	A	Washington St.	0		3	
							72	N	Utah	0		3	132	N	Portland	3		1	
							75	A	Idaho St.	0		3	137	A	Montana St.	0		3	
							83	H	Northern Colo.	0		3	138	A	Utah Valley	0		3	
							84	H	Portland St.	0		3	139	H	North Dakota	2		3	
													192	A	Sacramento St.	1		3	
													197	A	Montana	3		2	
													210	A	Southern Utah	0		3	
													210	H	Southern Utah	1		3	
													237	N	Seattle	2		3	
													267	N	Tex.-Pan American	3		1	
													271	A	Southeastern La.	3		1	
													303	H	Eastern Wash.	3		0	
													307	N	Louisiana Tech	3		0	
													318	N	Alabama St.	3		0	
													324	N	Southern U.	3		0	
LAST 10 GAMES																			
							210	A	Southern Utah	0		3	75	A	Idaho St.	0		3	
							59	A	Northern Ariz.	2		3	137	A	Montana St.	0		3	
							84	H	Portland St.	0		3	197	A	Montana	3		2	
							303	H	Eastern Wash.	3		0	83	H	Northern Colo.	0		3	
							192	A	Sacramento St.	1		3	139	H	North Dakota	2		3	

Non-Div. I Games:

Weber St.

Average RPI Win:		264	WON-LOST RECORD		WINNING PCT. RANK		LAST 10 GAMES		STRENGTH OF SCHEDULE		OPP. STRENGTH OF SCHEDULE		TEAM RPI		ADJ RPI		CONF. RPI		ADJ CONF. RPI	
Average RPI Loss:		144																		
DIV. I ONLY			5- 14		.26316 288		1- 9		151		223		255		.4067 253		15		15	
DIV. I NON-CONF.			4- 5		.44444 195		0- 0		155		295		210		.45647 217		15		15	
TOTALS		RPI 1-25		RPI 26-50		W-L RECORDS		RPI 51-100		RPI 101-150		RPI 150+								
5- 14		0- 1		0- 1		OVERALL		0- 0		0- 3		5- 9								
1- 4		0- 0		0- 1		HOME		0- 0		0- 0		1- 3								
3- 7		0- 1		0- 0		AWAY		0- 0		0- 3		3- 3								
1- 3		0- 0		0- 0		NEUTRAL		0- 0		0- 0		1- 3								
4- 5		0- 1		0- 0		NON-CONFERENCE		0- 0		0- 0		4- 4								
0- 0		0- 0		0- 0		HOME		0- 0		0- 0		0- 0								
3- 2		0- 1		0- 0		AWAY		0- 0		0- 0		3- 1								
1- 3		0- 0		0- 0		NEUTRAL		0- 0		0- 0		1- 3								
1- 9		0- 0		0- 1		CONFERENCE		0- 0		0- 3		1- 5								
1- 4		0- 0		0- 1		HOME		0- 0		0- 0		1- 3								
0- 5		0- 0		0- 0		AWAY		0- 0		0- 3		0- 2								
0- 0		0- 0		0- 0		NEUTRAL		0- 0		0- 0		0- 0								
RPI S	Opponent		Score		RPI S	Opponent		Score		RPI S	Opponent		Score		RPI S	Opponent		Score		
25 A	Arkansas		0 3		30 H	Western Ky.		0 3							111 A	Arkansas St.		0 3		
															128 A	North Texas		0 3		
															150 A	Troy		1 3		
															153 N	UTEP		0 3		
															154 A	Stephen F. Austin		3 1		
															162 N	Houston Baptist		1 3		
															165 A	South Ala.		2 3		
															173 A	Mississippi St.		1 3		
															175 A	UALR		0 3		
															178 H	FIU		1 3		
															182 H	Middle Tenn.		0 3		
															186 N	Kennesaw St.		1 3		
															196 H	La.-Lafayette		0 3		
															277 A	Jackson St.		3 1		
															277 N	Jackson St.		3 1		
															281 H	Fla. Atlantic		3 1		
															329 A	Grambling		3 0		
				LAST 10 GAMES																
					178 H	FIU		1 3		182 H	Middle Tenn.		0 3							
					281 H	Fla. Atlantic		3 1		111 A	Arkansas St.		0 3							
					150 A	Troy		1 3		175 A	UALR		0 3							
					165 A	South Ala.		2 3		128 A	North Texas		0 3							
					30 H	Western Ky.		0 3		196 H	La.-Lafayette		0 3							

Non-Div. I Games:

La.-Monroe

Average RPI Win: 268		WON-LOST	WINNING	LAST 10	STRENGTH OF		OPP. STRENGTH	TEAM	ADJ		CONF.	ADJ CONF.
Average RPI Loss: 190		RECORD	PCT. RANK	GAMES	SCHEDULE		OF SCHEDULE	RPI	RPI		RPI	RPI
DIV. I ONLY		11- 12	.47826	177	6- 4		286	273	249		.40414	254
DIV. I NON-CONF.		6- 8	.42857	200	1- 0		300	240	265		.39934	268
TOTALS		RPI 1-25	RPI 26-50		W-L RECORDS		RPI 51-100		RPI 101-150		RPI 150+	
11- 12	0- 0	0- 0		OVERALL		0- 2		0- 1		11- 9		
7- 3	0- 0	0- 0		HOME		0- 0		0- 0		7- 3		
3- 4	0- 0	0- 0		AWAY		0- 1		0- 1		3- 2		
1- 5	0- 0	0- 0		NEUTRAL		0- 1		0- 0		1- 4		
6- 8	0- 0	0- 0		NON-CONFERENCE		0- 2		0- 0		6- 6		
4- 1	0- 0	0- 0		HOME		0- 0		0- 0		4- 1		
1- 2	0- 0	0- 0		AWAY		0- 1		0- 0		1- 1		
1- 5	0- 0	0- 0		NEUTRAL		0- 1		0- 0		1- 4		
5- 4	0- 0	0- 0		CONFERENCE		0- 0		0- 1		5- 3		
3- 2	0- 0	0- 0		HOME		0- 0		0- 0		3- 2		
2- 2	0- 0	0- 0		AWAY		0- 0		0- 1		2- 1		
0- 0	0- 0	0- 0		NEUTRAL		0- 0		0- 0		0- 0		
RPI S	Opponent	Score	RPI S	Opponent	Score	RPI S	Opponent	Score	RPI S	Opponent	Score	
						67 N	Clemson	0 3	141 A	Liberty	0 3	
						82 A	South Carolina	0 3	152 A	Wake Forest	0 3	
									170 H	High Point	3 2	
									174 N	UAB	0 3	
									181 H	North Florida	0 3	
									213 H	Presbyterian	1 3	
									233 H	Mercer	3 0	
									234 N	Bradley	0 3	
									240 N	Davidson	2 3	
									243 N	UNC Wilmington	0 3	
									244 A	Coastal Caro.	3 2	
									250 H	Western Caro.	3 0	
									261 H	Appalachian St.	3 0	
									273 H	UNC Asheville	1 3	
									274 N	Hampton	3 2	
									279 A	Radford	3 2	
									285 A	Charleston So.	2 3	
									292 H	Gardner-Webb	3 0	
									308 H	Campbell	3 1	
									312 A	N.C. Central	3 0	
									328 H	N.C. A&T	3 0	
LAST 10 GAMES												
						141 A	Liberty	0 3	273 H	UNC Asheville	1 3	
						279 A	Radford	3 2	213 H	Presbyterian	1 3	
						308 H	Campbell	3 1	285 A	Charleston So.	2 3	
						170 H	High Point	3 2	244 A	Coastal Caro.	3 2	
						292 H	Gardner-Webb	3 0	250 H	Western Caro.	3 0	

Non-Div. I Games:

Winthrop

Average RPI Win: 298		WON-LOST RECORD		WINNING PCT. RANK		LAST 10 GAMES		STRENGTH OF SCHEDULE		OPP. STRENGTH OF SCHEDULE		TEAM RPI		ADJ RPI		CONF. RPI		ADJ CONF. RPI	
DIV. I ONLY		14- 10		.58333 122		8- 2		315		309		252		.39973 255		31		31	
DIV. I NON-CONF.		4- 8		.33333 244		0- 0		304		288		289		.35986 290		31		31	
TOTALS		RPI 1-25		RPI 26-50		W-L RECORDS		RPI 51-100		RPI 101-150		RPI 150+							
14- 10		0- 0		0- 0		OVERALL		0- 0		0- 1		14- 9							
6- 3		0- 0		0- 0		HOME		0- 0		0- 1		6- 2							
5- 4		0- 0		0- 0		AWAY		0- 0		0- 0		5- 4							
3- 3		0- 0		0- 0		NEUTRAL		0- 0		0- 0		3- 3							
4- 8		0- 0		0- 0		NON-CONFERENCE		0- 0		0- 1		4- 7							
1- 2		0- 0		0- 0		HOME		0- 0		0- 1		1- 1							
1- 3		0- 0		0- 0		AWAY		0- 0		0- 0		1- 3							
2- 3		0- 0		0- 0		NEUTRAL		0- 0		0- 0		2- 3							
10- 2		0- 0		0- 0		CONFERENCE		0- 0		0- 0		10- 2							
5- 1		0- 0		0- 0		HOME		0- 0		0- 0		5- 1							
4- 1		0- 0		0- 0		AWAY		0- 0		0- 0		4- 1							
1- 0		0- 0		0- 0		NEUTRAL		0- 0		0- 0		1- 0							
RPI	S	Opponent		Score	RPI	S	Opponent		Score	RPI	S	Opponent		Score	RPI	S	Opponent		Score
												118	H	St. John's (NY)	1		3		
												159	A	LIU Brooklyn	0		3		
												167	A	Temple	1		3		
												183	A	West Virginia	0		3		
												220	N	William & Mary	3		2		
												226	A	New Hampshire	2		3		
												236	N	Loyola Maryland	1		3		
												260	N	Cornell	1		3		
												263	H	Brown	0		3		
												268	N	Navy	0		3		
												275	H	Robert Morris	0		3		
												276	H	Saint Francis (PA)	3		1		
												276	N	Saint Francis (PA)	3		1		
												280	A	Sacred Heart	3		1		
												280	H	Sacred Heart	3		0		
												299	A	Hartford	3		1		
												309	A	Fairleigh Dickinson	3		1		
												309	H	Fairleigh Dickinson	3		0		
												310	A	Bryant	3		1		
												319	H	Holy Cross	3		0		
												319	N	Holy Cross	3		2		
												322	H	Quinnipiac	3		0		
												323	A	St. Francis (NY)	3		0		
												323	H	St. Francis (NY)	3		0		
LAST 10 GAMES																			
												309	H	Fairleigh Dickinson	3		0		
												323	H	St. Francis (NY)	3		0		
												280	H	Sacred Heart	3		0		
												159	A	LIU Brooklyn	0		3		
												322	H	Quinnipiac	3		0		
												310	A	Bryant	3		1		
												280	A	Sacred Heart	3		1		
												276	H	Saint Francis (PA)	3		1		
												275	H	Robert Morris	0		3		
												309	A	Fairleigh Dickinson	3		1		

Non-Div. I Games:

Central Conn. St.

Average RPI Win:	245	WON-LOST RECORD	WINNING PCT. RANK	LAST 10 GAMES	STRENGTH OF SCHEDULE	OPP. STRENGTH OF SCHEDULE	TEAM RPI	ADJ RPI	CONF. RPI	ADJ CONF. RPI	
Average RPI Loss:	170										
DIV. I ONLY	7- 17	.29167	277	2- 8	164	238	253	.39904	256	27	29
DIV. I NON-CONF.	3- 9	.25	269	1- 0	99	122	228	.45171	223	30	30
<hr/>											
TOTALS	RPI 1-25	RPI 26-50		W-L RECORDS	RPI 51-100		RPI 101-150		RPI 150+		
7- 17	0- 0	0- 1		OVERALL	0- 3		1- 3		6- 10		
5- 2	0- 0	0- 0		HOME	0- 0		0- 0		5- 2		
1- 10	0- 0	0- 1		AWAY	0- 1		0- 2		1- 6		
1- 5	0- 0	0- 0		NEUTRAL	0- 2		1- 1		0- 2		
<hr/>											
3- 9	0- 0	0- 1		NON-CONFERENCE	0- 3		1- 3		2- 2		
2- 0	0- 0	0- 0		HOME	0- 0		0- 0		2- 0		
0- 4	0- 0	0- 1		AWAY	0- 1		0- 2		0- 0		
1- 5	0- 0	0- 0		NEUTRAL	0- 2		1- 1		0- 2		
<hr/>											
4- 8	0- 0	0- 0		CONFERENCE	0- 0		0- 0		4- 8		
3- 2	0- 0	0- 0		HOME	0- 0		0- 0		3- 2		
1- 6	0- 0	0- 0		AWAY	0- 0		0- 0		1- 6		
0- 0	0- 0	0- 0		NEUTRAL	0- 0		0- 0		0- 0		
<hr/>											
RPI S	Opponent	Score	RPI S	Opponent	Score	RPI S	Opponent	Score	RPI S	Opponent	Score
			45 A	Arizona	0 3	53 A	Loyola Marymount	0 3	110 A	Rutgers	0 3
						63 N	TCU	1 3	118 A	St. John's (NY)	0 3
						80 N	UC Santa Barbara	1 3	126 N	Lipscomb	0 3
									134 N	Connecticut	3 1
									187 A	Siena	0 3
									187 H	Siena	2 3
									199 H	Fairfield	3 0
									200 H	Hofstra	3 0
									202 A	Niagara	0 3
									211 A	Canisius	1 3
									225 N	Rhode Island	2 3
									226 N	New Hampshire	0 3
									236 A	Loyola Maryland	2 3
									249 A	Manhattan	2 3
									249 H	Manhattan	3 1
									283 H	NJIT	3 1
									289 H	Marist	2 3
									291 A	Rider	2 3
									326 A	Saint Peter's	3 0
									326 H	Saint Peter's	3 0
<hr/>											
			LAST 10 GAMES								
			326 A	Saint Peter's	3 0	187 H	Siena	2 3			
			249 A	Manhattan	2 3	289 H	Marist	2 3			
			187 A	Siena	0 3	200 H	Hofstra	3 0			
			211 A	Canisius	1 3	291 A	Rider	2 3			
			202 A	Niagara	0 3	236 A	Loyola Maryland	2 3			

Non-Div. I Games:

Iona

Average RPI Win: 268		WON-LOST	WINNING	LAST 10	STRENGTH OF		OPP. STRENGTH	TEAM	ADJ	CONF.	ADJ CONF.					
Average RPI Loss: 188		RECORD	PCT. RANK	GAMES	SCHEDULE		OF SCHEDULE	RPI	RPI	RPI	RPI					
DIV. I ONLY		10- 13	.43478	204	6- 4		285	287	261	.3987	257	21	22			
DIV. I NON-CONF.		5- 7	.41667	205	1- 0		325	312	309	.34712	302	24	24			
<hr/>																
TOTALS		RPI 1-25		RPI 26-50		W-L RECORDS		RPI 51-100		RPI 101-150		RPI 150+				
10- 13		0- 0		0- 0		OVERALL		0- 1		0- 3		10- 9				
5- 3		0- 0		0- 0		HOME		0- 0		0- 1		5- 2				
2- 7		0- 0		0- 0		AWAY		0- 0		0- 2		2- 5				
3- 3		0- 0		0- 0		NEUTRAL		0- 1		0- 0		3- 2				
5- 7		0- 0		0- 0		NON-CONFERENCE		0- 1		0- 1		5- 5				
2- 0		0- 0		0- 0		HOME		0- 0		0- 0		2- 0				
0- 4		0- 0		0- 0		AWAY		0- 0		0- 1		0- 3				
3- 3		0- 0		0- 0		NEUTRAL		0- 1		0- 0		3- 2				
5- 6		0- 0		0- 0		CONFERENCE		0- 0		0- 2		5- 4				
3- 3		0- 0		0- 0		HOME		0- 0		0- 1		3- 2				
2- 3		0- 0		0- 0		AWAY		0- 0		0- 1		2- 2				
0- 0		0- 0		0- 0		NEUTRAL		0- 0		0- 0		0- 0				
RPI	S	Opponent		Score	RPI	S	Opponent		Score	RPI	S	Opponent		Score		
							92	N	Furman	0	3	120	A	Fla. Gulf Coast	0	3
												126	H	Lipscomb	0	3
												145	A	Loyola Chicago	1	3
												151	A	East Tenn. St.	0	3
												151	H	East Tenn. St.	3	2
												165	H	Northern Ky.	1	3
												181	H	North Florida	2	3
												186	A	Kennesaw St.	1	3
												186	H	Kennesaw St.	3	0
												211	N	Canisius	1	3
												232	N	DePaul	0	3
												233	A	Mercer	3	0
												248	H	Jacksonville	3	0
												258	A	Chattanooga	1	3
												273	H	UNC Asheville	3	1
												285	A	Charleston So.	2	3
												292	A	Gardner-Webb	1	3
												306	N	Tennessee Tech	3	0
												315	N	Chicago St.	3	0
												316	A	Stetson	3	0
												325	H	Savannah St.	3	0
												330	N	Alcorn	3	0
<hr/>																
LAST 10 GAMES																

Non-Div. I Games:

USC Upstate

Average RPI Win:	283	WON-LOST RECORD	WINNING PCT. RANK	LAST 10 GAMES	STRENGTH OF SCHEDULE	OPP. STRENGTH OF SCHEDULE	TEAM RPI	ADJ RPI	CONF. RPI	ADJ CONF. RPI	
Average RPI Loss:	163										
DIV. I ONLY	10- 15	.4	220	4- 6	279	255	263	.3981	258	20	20
DIV. I NON-CONF.	6- 9	.4	215	0- 0	303	275	276	.39	275	21	21
<hr/>											
TOTALS	RPI 1-25	RPI 26-50		W-L RECORDS	RPI 51-100		RPI 101-150		RPI 150+		
10- 15	0- 0	0- 0		OVERALL	0- 3		0- 4		10- 8		
8- 3	0- 0	0- 0		HOME	0- 1		0- 1		8- 1		
1- 6	0- 0	0- 0		AWAY	0- 2		0- 1		1- 3		
1- 6	0- 0	0- 0		NEUTRAL	0- 0		0- 2		1- 4		
<hr/>											
6- 9	0- 0	0- 0		NON-CONFERENCE	0- 1		0- 3		6- 5		
5- 0	0- 0	0- 0		HOME	0- 0		0- 0		5- 0		
0- 3	0- 0	0- 0		AWAY	0- 1		0- 1		0- 1		
1- 6	0- 0	0- 0		NEUTRAL	0- 0		0- 2		1- 4		
<hr/>											
4- 6	0- 0	0- 0		CONFERENCE	0- 2		0- 1		4- 3		
3- 3	0- 0	0- 0		HOME	0- 1		0- 1		3- 1		
1- 3	0- 0	0- 0		AWAY	0- 1		0- 0		1- 2		
0- 0	0- 0	0- 0		NEUTRAL	0- 0		0- 0		0- 0		
<hr/>											
RPI S	Opponent	Score	RPI S	Opponent	Score	RPI S	Opponent	Score	RPI S	Opponent	Score
						67 A	Clemson	0 3	103 A	Indiana	1 3
						86 A	Col. of Charleston	0 3	115 H	Samford	0 3
						88 H	Ga. Southern	0 3	131 N	Valparaiso	0 3
						150 N	Troy	1 3			
						151 N	East Tenn. St.	0 3			
						186 A	Kennesaw St.	1 3			
						206 H	Wofford	3 2			
						212 A	UNC Greensboro	1 3			
						224 N	Miami (OH)	2 3			
						227 N	Tennessee St.	1 3			
						228 A	Elon	0 3			
						229 N	Charlotte	0 3			
						240 H	Davidson	3 1			
						250 H	Western Caro.	1 3			
						257 H	USC Upstate	3 1			
						261 H	Appalachian St.	3 0			
						295 H	Alabama A&M	3 1			
						305 A	Citadel	3 2			
						306 H	Tennessee Tech	3 0			
						312 N	N.C. Central	3 0			
318 H	Alabama St.	3 0									
330 H	Alcorn	3 0									
<hr/>											
			LAST 10 GAMES								
			88 H Ga. Southern			0 3	228 A Elon			0 3	
			240 H Davidson			3 1	206 H Wofford			3 2	
			305 A Citadel			3 2	115 H Samford			0 3	
			86 A Col. of Charleston			0 3	250 H Western Caro.			1 3	
			212 A UNC Greensboro			1 3	261 H Appalachian St.			3 0	

Non-Div. I Games:

Chattanooga

Average RPI Win: 294		WON-LOST	WINNING	LAST 10	STRENGTH OF		OPP. STRENGTH	TEAM	ADJ	CONF.	ADJ CONF.					
Average RPI Loss: 164		RECORD	PCT. RANK	GAMES	SCHEDULE		OF SCHEDULE	RPI	RPI	RPI	RPI					
DIV. I ONLY		7- 12	.36842	235	4- 6		257	275	266	.39797	259	30	30			
DIV. I NON-CONF.		5- 8	.38462	224	2- 2		172	252	231	.43897	235	28	28			
<hr/>																
TOTALS		RPI 1-25		RPI 26-50		W-L RECORDS		RPI 51-100		RPI 101-150		RPI 150+				
7- 12		0- 0		0- 1		OVERALL		0- 2		0- 2		7- 7				
1- 2		0- 0		0- 0		HOME		0- 0		0- 1		1- 1				
2- 6		0- 0		0- 0		AWAY		0- 2		0- 0		2- 4				
4- 4		0- 0		0- 1		NEUTRAL		0- 0		0- 1		4- 2				
5- 8		0- 0		0- 1		NON-CONFERENCE		0- 2		0- 1		5- 4				
0- 1		0- 0		0- 0		HOME		0- 0		0- 0		0- 1				
1- 3		0- 0		0- 0		AWAY		0- 2		0- 0		1- 1				
4- 4		0- 0		0- 1		NEUTRAL		0- 0		0- 1		4- 2				
2- 4		0- 0		0- 0		CONFERENCE		0- 0		0- 1		2- 3				
1- 1		0- 0		0- 0		HOME		0- 0		0- 1		1- 0				
1- 3		0- 0		0- 0		AWAY		0- 0		0- 0		1- 3				
0- 0		0- 0		0- 0		NEUTRAL		0- 0		0- 0		0- 0				
RPI	S	Opponent		Score	RPI	S	Opponent		Score	RPI	S	Opponent		Score		
					27	N	Texas A&M	0	3	90	A	Yale	0	3		
										93	A	Seton Hall	2	3		
												103	N	Indiana	1	3
												129	H	Albany (NY)	1	3
												155	A	Army	2	3
												159	H	LIU Brooklyn	1	3
												198	N	American	0	3
												226	A	New Hampshire	1	3
												239	A	UMBC	0	3
												260	N	Cornell	3	0
												262	A	Fordham	3	2
												269	A	Binghamton	2	3
												283	N	NJIT	2	3
												290	N	Bucknell	3	2
												299	H	Hartford	3	1
												300	N	Morgan St.	3	0
												322	N	Quinnipiac	3	0
												327	A	Providence	3	0
LAST 10 GAMES																
					239	A	UMBC	0	3	299	H	Hartford	3	1		
					269	A	Binghamton	2	3	159	H	LIU Brooklyn	1	3		
					327	A	Providence	3	0	300	N	Morgan St.	3	0		
					226	A	New Hampshire	1	3	93	A	Seton Hall	2	3		
					129	H	Albany (NY)	1	3	290	N	Bucknell	3	2		

Non-Div. I Games:

Stony Brook

Average RPI Win:	266	WON-LOST RECORD	WINNING PCT. RANK	LAST 10 GAMES	STRENGTH OF SCHEDULE	OPP. STRENGTH OF SCHEDULE	TEAM RPI	ADJ RPI	CONF. RPI	ADJ CONF. RPI	
Average RPI Loss:	173										
DIV. I ONLY	6- 13	.31579	273	4- 6	213	260	259	.39629	260	23	23
DIV. I NON-CONF.	4- 7	.36364	233	2- 0	143	264	229	.44025	234	22	22
<hr/>											
TOTALS	RPI 1-25	RPI 26-50		W-L RECORDS	RPI 51-100		RPI 101-150		RPI 150+		
6- 13	0- 0	0- 0		OVERALL	0- 4		0- 0		6- 9		
4- 3	0- 0	0- 0		HOME	0- 1		0- 0		4- 2		
0- 6	0- 0	0- 0		AWAY	0- 1		0- 0		0- 5		
2- 4	0- 0	0- 0		NEUTRAL	0- 2		0- 0		2- 2		
<hr/>											
4- 7	0- 0	0- 0		NON-CONFERENCE	0- 3		0- 0		4- 4		
2- 0	0- 0	0- 0		HOME	0- 0		0- 0		2- 0		
0- 3	0- 0	0- 0		AWAY	0- 1		0- 0		0- 2		
2- 4	0- 0	0- 0		NEUTRAL	0- 2		0- 0		2- 2		
<hr/>											
2- 6	0- 0	0- 0		CONFERENCE	0- 1		0- 0		2- 5		
2- 3	0- 0	0- 0		HOME	0- 1		0- 0		2- 2		
0- 3	0- 0	0- 0		AWAY	0- 0		0- 0		0- 3		
0- 0	0- 0	0- 0		NEUTRAL	0- 0		0- 0		0- 0		
<hr/>											
RPI S	Opponent	Score	RPI S	Opponent	Score	RPI S	Opponent	Score	RPI S	Opponent	Score
						59 N	Northern Ariz.	0 3	167 A	Temple	0 3
						66 N	Fresno St.	0 3	185 A	Penn	0 3
						81 A	Colorado	0 3	188 A	Columbia	0 3
						90 H	Yale	0 3	188 H	Columbia	2 3
									189 A	Princeton	1 3
									215 H	Colgate	3 2
									238 H	Harvard	1 3
									255 N	Central Conn. St.	3 1
									259 N	Stony Brook	0 3
									262 A	Fordham	2 3
									263 H	Brown	3 1
									269 H	Binghamton	3 2
									283 N	NJIT	2 3
									290 N	Bucknell	3 2
			304 H	Dartmouth	3 2						
<hr/>											
			LAST 10 GAMES								
			188 H Columbia			2 3	185 A Penn			0 3	
			304 H Dartmouth			3 2	263 H Brown			3 1	
			238 H Harvard			1 3	90 H Yale			0 3	
			269 H Binghamton			3 2	215 H Colgate			3 2	
			189 A Princeton			1 3	188 A Columbia			0 3	

Non-Div. I Games:

Cornell

Average RPI Win: 266		WON-LOST RECORD		WINNING PCT. RANK		LAST 10 GAMES		STRENGTH OF SCHEDULE		OPP. STRENGTH OF SCHEDULE		TEAM RPI		ADJ RPI		CONF. RPI		ADJ CONF. RPI	
DIV. I ONLY		6- 18		.25 291		2- 8		178		194		264		.39527 261		20		20	
DIV. I NON-CONF.		4- 10		.28571 260		0- 0		219		155		258		.41135 256		21		21	
TOTALS		RPI 1-25		RPI 26-50		W-L RECORDS		RPI 51-100		RPI 101-150		RPI 150+							
6- 18		0- 1		0- 1		OVERALL		0- 5		0- 3		6- 8							
3- 3		0- 0		0- 0		HOME		0- 2		0- 0		3- 1							
0- 10		0- 0		0- 0		AWAY		0- 2		0- 2		0- 6							
3- 5		0- 1		0- 1		NEUTRAL		0- 1		0- 1		3- 1							
4- 10		0- 1		0- 1		NON-CONFERENCE		0- 2		0- 2		4- 4							
1- 0		0- 0		0- 0		HOME		0- 0		0- 0		1- 0							
0- 5		0- 0		0- 0		AWAY		0- 1		0- 1		0- 3							
3- 5		0- 1		0- 1		NEUTRAL		0- 1		0- 1		3- 1							
2- 8		0- 0		0- 0		CONFERENCE		0- 3		0- 1		2- 4							
2- 3		0- 0		0- 0		HOME		0- 2		0- 0		2- 1							
0- 5		0- 0		0- 0		AWAY		0- 1		0- 1		0- 3							
0- 0		0- 0		0- 0		NEUTRAL		0- 0		0- 0		0- 0							
RPI	S	Opponent		Score		RPI	S	Opponent		Score		RPI	S	Opponent		Score			
9	N	Minnesota		0 3		48	N	Missouri		0 3		60	A	VCU		2 3			
												86	H	Col. of Charleston		1 3			
												88	H	Ga. Southern		1 3			
												92	A	Furman		0 3			
												93	N	Seton Hall		1 3			
												115	A	Samford		0 3			
												126	A	Lipscomb		0 3			
												142	N	Virginia		0 3			
												152	A	Wake Forest		0 3			
												171	A	James Madison		0 3			
												195	N	Toledo		0 3			
												205	N	Georgetown		3 2			
												206	A	Wofford		0 3			
												212	H	UNC Greensboro		1 3			
												223	N	Houston		3 2			
												228	H	Elon		3 1			
												250	A	Western Caro.		2 3			
												254	A	Winthrop		0 3			
												258	A	Chattanooga		0 3			
												305	H	Citadel		3 1			
												308	N	Campbell		3 0			
												328	H	N.C. A&T		3 0			
						LAST 10 GAMES													
						305	H	Citadel		3 1		250	A	Western Caro.		2 3			
						86	H	Col. of Charleston		1 3		212	H	UNC Greensboro		1 3			
						92	A	Furman		0 3		228	H	Elon		3 1			
						206	A	Wofford		0 3		115	A	Samford		0 3			
						88	H	Ga. Southern		1 3		258	A	Chattanooga		0 3			

Non-Div. I Games:

Appalachian St.

Average RPI Win: 266		WON-LOST	WINNING	LAST 10	STRENGTH OF		OPP. STRENGTH	TEAM	ADJ	CONF.	ADJ CONF.
Average RPI Loss: 192		RECORD	PCT. RANK	GAMES	SCHEDULE		OF SCHEDULE	RPI	RPI	RPI	RPI
DIV. I ONLY		13- 15	.46429	189	5- 5		296	265	256	.39496	262
DIV. I NON-CONF.		8- 11	.42105	204	0- 1		320	297	286	.35761	294
TOTALS		RPI 1-25	RPI 26-50		W-L RECORDS		RPI 51-100		RPI 101-150		RPI 150+
13- 15	0- 0	0- 1		OVERALL		1- 2		0- 2		12- 10	
7- 5	0- 0	0- 0		HOME		1- 0		0- 1		6- 4	
3- 6	0- 0	0- 1		AWAY		0- 1		0- 1		3- 3	
3- 4	0- 0	0- 0		NEUTRAL		0- 1		0- 0		3- 3	
8- 11	0- 0	0- 0		NON-CONFERENCE		0- 1		0- 2		8- 8	
4- 4	0- 0	0- 0		HOME		0- 0		0- 1		4- 3	
1- 3	0- 0	0- 0		AWAY		0- 0		0- 1		1- 2	
3- 4	0- 0	0- 0		NEUTRAL		0- 1		0- 0		3- 3	
5- 4	0- 0	0- 1		CONFERENCE		1- 1		0- 0		4- 2	
3- 1	0- 0	0- 0		HOME		1- 0		0- 0		2- 1	
2- 3	0- 0	0- 1		AWAY		0- 1		0- 0		2- 1	
0- 0	0- 0	0- 0		NEUTRAL		0- 0		0- 0		0- 0	
RPI S	Opponent	Score		RPI S	Opponent	Score		RPI S	Opponent	Score	
				38 A Dayton	0 3		60 H VCU	3 1	101 A Boston College	0 3	
							87 N Texas Tech	1 3	110 H Rutgers	2 3	
							95 A Xavier	0 3	167 A Temple	0 3	
									167 H Temple	2 3	
									187 N Siena	0 3	
									200 A Hofstra	2 3	
									225 A Rhode Island	3 1	
									229 H Charlotte	3 1	
									259 H Stony Brook	2 3	
									260 H Cornell	3 2	
									269 N Binghamton	0 3	
									283 H NJIT	1 3	
									283 N NJIT	3 2	
									287 A La Salle	3 1	
									287 H La Salle	3 2	
									288 H Lafayette	3 1	
									289 A Marist	1 3	
									290 A Bucknell	3 0	
									290 H Bucknell	3 0	
									299 N Hartford	2 3	
									309 H Fairleigh Dickinson	3 2	
									322 N Quinnipiac	3 1	
									323 H St. Francis (NY)	2 3	
									327 N Providence	3 0	
LAST 10 GAMES											
				287 H La Salle	3 2		60 H VCU	3 1	323 H St. Francis (NY)	2 3	
				167 H Temple	2 3		229 H Charlotte	3 1	167 A Temple	0 3	
				95 A Xavier	0 3		323 H St. Francis (NY)	2 3	287 A La Salle	3 1	
				38 A Dayton	0 3		167 A Temple	0 3			
				225 A Rhode Island	3 1		287 A La Salle	3 1			

Non-Div. I Games:

Fordham

Average RPI Win: 286		WON-LOST	WINNING	LAST 10	STRENGTH OF		OPP. STRENGTH	TEAM	ADJ	CONF.	ADJ CONF.
Average RPI Loss: 143		RECORD	PCT. RANK	GAMES	SCHEDULE		OF SCHEDULE	RPI	RPI	RPI	RPI
DIV. I ONLY		5- 13	.27778	285	245		208	276	.39494	263	23
DIV. I NON-CONF.		4- 6	.4	215	228		187	233	.44677	227	22
TOTALS		RPI 1-25	RPI 26-50		W-L RECORDS		RPI 51-100		RPI 101-150		RPI 150+
5- 13	0- 0	0- 2		OVERALL		0- 3		0- 2		5- 6	
2- 3	0- 0	0- 0		HOME		0- 1		0- 0		2- 2	
2- 5	0- 0	0- 0		AWAY		0- 1		0- 1		2- 3	
1- 5	0- 0	0- 2		NEUTRAL		0- 1		0- 1		1- 1	
4- 6	0- 0	0- 2		NON-CONFERENCE		0- 1		0- 2		4- 1	
2- 0	0- 0	0- 0		HOME		0- 0		0- 0		2- 0	
1- 1	0- 0	0- 0		AWAY		0- 0		0- 1		1- 0	
1- 5	0- 0	0- 2		NEUTRAL		0- 1		0- 1		1- 1	
1- 7	0- 0	0- 0		CONFERENCE		0- 2		0- 0		1- 5	
0- 3	0- 0	0- 0		HOME		0- 1		0- 0		0- 2	
1- 4	0- 0	0- 0		AWAY		0- 1		0- 0		1- 3	
0- 0	0- 0	0- 0		NEUTRAL		0- 0		0- 0		0- 0	
RPI S	Opponent	Score	RPI S	Opponent	Score	RPI S	Opponent	Score	RPI S	Opponent	Score
			42 N	Northwestern	0 3	71 N	San Diego St.	0 3	118 N	St. John's (NY)	0 3
			43 N	Santa Clara	0 3	90 A	Yale	0 3	143 A	Cal St. Fullerton	0 3
						90 H	Yale	1 3	185 H	Penn	1 3
									188 A	Columbia	2 3
									189 H	Princeton	0 3
									204 N	Villanova	0 3
									225 H	Rhode Island	3 1
									238 A	Harvard	0 3
									255 A	Central Conn. St.	3 0
									260 A	Cornell	1 3
									304 A	Dartmouth	3 0
									319 N	Holy Cross	3 1
									327 H	Providence	3 0
LAST 10 GAMES											
			90 A	Yale	0 3	225 H	Rhode Island	3 1			
			189 H	Princeton	0 3	260 A	Cornell	1 3			
			185 H	Penn	1 3	188 A	Columbia	2 3			
			304 A	Dartmouth	3 0	90 H	Yale	1 3			
			238 A	Harvard	0 3	43 N	Santa Clara	0 3			

Non-Div. I Games:

Brown

Average RPI Win:		285	WON-LOST RECORD		WINNING PCT. RANK		LAST 10 GAMES		STRENGTH OF SCHEDULE		OPP. STRENGTH OF SCHEDULE		TEAM RPI		ADJ RPI		CONF. RPI		ADJ CONF. RPI	
DIV. I ONLY			5- 17		.22727 293		0- 10		246		117		277		.3947 264		9		8	
DIV. I NON-CONF.			5- 8		.38462 224		0- 1		284		199		264		.40995 258		7		7	
TOTALS		RPI 1-25		RPI 26-50		W-L RECORDS		RPI 51-100		RPI 101-150		RPI 150+								
5- 17		0- 1		0- 2		OVERALL		0- 5		0- 4		5- 5								
0- 5		0- 1		0- 0		HOME		0- 2		0- 2		0- 0								
0- 8		0- 0		0- 2		AWAY		0- 2		0- 1		0- 3								
5- 4		0- 0		0- 0		NEUTRAL		0- 1		0- 1		5- 2								
5- 8		0- 0		0- 2		NON-CONFERENCE		0- 1		0- 1		5- 4								
0- 0		0- 0		0- 0		HOME		0- 0		0- 0		0- 0								
0- 4		0- 0		0- 2		AWAY		0- 0		0- 0		0- 2								
5- 4		0- 0		0- 0		NEUTRAL		0- 1		0- 1		5- 2								
0- 9		0- 1		0- 0		CONFERENCE		0- 4		0- 3		0- 1								
0- 5		0- 1		0- 0		HOME		0- 2		0- 2		0- 0								
0- 4		0- 0		0- 0		AWAY		0- 2		0- 1		0- 1								
0- 0		0- 0		0- 0		NEUTRAL		0- 0		0- 0		0- 0								
RPI	S	Opponent		Score		RPI	S	Opponent		Score		RPI	S	Opponent		Score				
18	H	Hawaii		0 3		41	A	California		0 3		54	A	Pacific		0 3				
						47	A	Arizona St.		1 3		59	N	Northern Ariz.		0 3				
												64	H	Cal St. Northridge		2 3				
												73	H	Long Beach St.		1 3				
												80	A	UC Santa Barbara		1 3				
															135	A	UC Davis			
															136	H	UC Irvine			
															143	H	Cal St. Fullerton			
															148	N	South Dakota St.			
															160	A	Gonzaga			
															160	N	Gonzaga			
															185	N	Penn			
															194	A	Cal Poly			
															200	A	Hofstra			
															204	N	Villanova			
															281	N	Fla. Atlantic			
															303	N	Eastern Wash.			
															309	N	Fairleigh Dickinson			
															327	N	Providence			
LAST 10 GAMES																				
						80	A	UC Santa Barbara		1 3		54	A	Pacific		0 3				
						194	A	Cal Poly		2 3		135	A	UC Davis		2 3				
						136	H	UC Irvine		0 3		64	H	Cal St. Northridge		2 3				
						73	H	Long Beach St.		1 3		18	H	Hawaii		0 3				
						143	H	Cal St. Fullerton		1 3		160	N	Gonzaga		0 3				

Non-Div. I Games:

UC Riverside

Average RPI Win: 246		WON-LOST	WINNING	LAST 10	STRENGTH OF		OPP. STRENGTH	TEAM	ADJ	CONF.	ADJ CONF.
Average RPI Loss: 177		RECORD	PCT. RANK	GAMES	SCHEDULE		OF SCHEDULE	RPI	RPI	RPI	RPI
DIV. I ONLY		8- 13	.38095	231	4- 6		269	229	258	.3943	265
DIV. I NON-CONF.		4- 7	.36364	233	0- 0		209	214	240	.42757	245
TOTALS		RPI 1-25	RPI 26-50		W-L RECORDS		RPI 51-100		RPI 101-150		RPI 150+
8- 13	0- 0	0- 1		OVERALL		0- 1		1- 2		7- 9	
5- 7	0- 0	0- 1		HOME		0- 1		0- 2		5- 3	
1- 4	0- 0	0- 0		AWAY		0- 0		0- 0		1- 4	
2- 2	0- 0	0- 0		NEUTRAL		0- 0		1- 0		1- 2	
4- 7	0- 0	0- 1		NON-CONFERENCE		0- 0		1- 2		3- 4	
1- 4	0- 0	0- 1		HOME		0- 0		0- 2		1- 1	
1- 1	0- 0	0- 0		AWAY		0- 0		0- 0		1- 1	
2- 2	0- 0	0- 0		NEUTRAL		0- 0		1- 0		1- 2	
4- 6	0- 0	0- 0		CONFERENCE		0- 1		0- 0		4- 5	
4- 3	0- 0	0- 0		HOME		0- 1		0- 0		4- 2	
0- 3	0- 0	0- 0		AWAY		0- 0		0- 0		0- 3	
0- 0	0- 0	0- 0		NEUTRAL		0- 0		0- 0		0- 0	
RPI S	Opponent	Score	RPI S	Opponent	Score	RPI S	Opponent	Score	RPI S	Opponent	Score
			43 H	Santa Clara	1 3	85 H	Morehead St.	1 3	130 H	Northern Ill.	0 3
									137 H	Montana St.	1 3
									145 N	Loyola Chicago	3 1
									163 H	Southeast Mo. St.	1 3
									168 A	Akron	0 3
									207 N	Youngstown St.	1 3
									209 H	Evansville	0 3
									214 H	Western Ill.	3 1
									214 N	Western Ill.	2 3
									217 A	Belmont	0 3
									218 A	Austin Peay	0 3
									218 H	Austin Peay	2 3
									242 H	Eastern Ky.	3 0
									251 H	Eastern Ill.	3 0
									266 H	UT Martin	3 0
									269 N	Binghamton	3 0
									286 A	Indiana St.	3 2
									298 A	Murray St.	1 3
									298 H	Murray St.	3 0
LAST 10 GAMES											
			298 H	Murray St.	3 0	242 H	Eastern Ky.	3 0			
			218 H	Austin Peay	2 3	217 A	Belmont	0 3			
			218 A	Austin Peay	0 3	251 H	Eastern Ill.	3 0			
			298 A	Murray St.	1 3	163 H	Southeast Mo. St.	1 3			
			85 H	Morehead St.	1 3	266 H	UT Martin	3 0			

Non-Div. I Games:

SIU Edwardsville

Average RPI Win:		282	WON-LOST RECORD		WINNING PCT. RANK		LAST 10 GAMES		STRENGTH OF SCHEDULE		OPP. STRENGTH OF SCHEDULE		TEAM RPI		ADJ RPI		CONF. RPI		ADJ CONF. RPI	
DIV. I ONLY			8- 16		.33333 259		4- 6		252		215		265		.39102 266		24		24	
DIV. I NON-CONF.			4- 10		.28571 260		0- 1		197		170		254		.41598 251		23		23	
TOTALS		RPI 1-25		RPI 26-50		W-L RECORDS		RPI 51-100		RPI 101-150		RPI 150+								
8- 16		0- 2		0- 0		OVERALL		0- 2		0- 3		8- 9								
4- 4		0- 0		0- 0		HOME		0- 0		0- 1		4- 3								
3- 7		0- 1		0- 0		AWAY		0- 2		0- 0		3- 4								
1- 5		0- 1		0- 0		NEUTRAL		0- 0		0- 2		1- 2								
4- 10		0- 2		0- 0		NON-CONFERENCE		0- 1		0- 3		4- 4								
2- 2		0- 0		0- 0		HOME		0- 0		0- 1		2- 1								
1- 3		0- 1		0- 0		AWAY		0- 1		0- 0		1- 1								
1- 5		0- 1		0- 0		NEUTRAL		0- 0		0- 2		1- 2								
4- 6		0- 0		0- 0		CONFERENCE		0- 1		0- 0		4- 5								
2- 2		0- 0		0- 0		HOME		0- 0		0- 0		2- 2								
2- 4		0- 0		0- 0		AWAY		0- 1		0- 0		2- 3								
0- 0		0- 0		0- 0		NEUTRAL		0- 0		0- 0		0- 0								
RPI	S	Opponent		Score		RPI	S	Opponent		Score		RPI	S	Opponent		Score				
8	N	Kansas		0	3							124	N	Northwestern St.		1	3			
25	A	Arkansas		0	3							128	N	North Texas		1	3			
												150	H	Troy		2	3			
												163	A	Southeast Mo. St.		1	3			
												175	N	UALR		1	3			
												190	N	Nicholls St.		0	3			
												209	A	Evansville		0	3			
												217	H	Belmont		3	2			
												218	H	Austin Peay		0	3			
												227	H	Tennessee St.		1	3			
												232	H	DePaul		2	3			
												242	A	Eastern Ky.		0	3			
												251	A	Eastern Ill.		3	1			
												265	A	SIU Edwardsville		0	3			
												277	N	Jackson St.		3	1			
												295	H	Alabama A&M		3	1			
												297	H	Wright St.		3	1			
												298	H	Murray St.		3	1			
												306	A	Tennessee Tech		3	2			
												318	A	Alabama St.		3	0			
						LAST 10 GAMES														
						85	A	Morehead St.		0	3	298	H	Murray St.		3	1			
						242	A	Eastern Ky.		0	3	209	A	Evansville		0	3			
						217	H	Belmont		3	2	306	A	Tennessee Tech		3	2			
						227	H	Tennessee St.		1	3	163	A	Southeast Mo. St.		1	3			
						218	H	Austin Peay		0	3	251	A	Eastern Ill.		3	1			

Non-Div. I Games:

UT Martin

Average RPI Win:	300	WON-LOST	WINNING	LAST 10	STRENGTH OF	OPP. STRENGTH	TEAM	ADJ	CONF.	ADJ CONF.	
Average RPI Loss:	173	RECORD	PCT. RANK	GAMES	SCHEDULE	OF SCHEDULE	RPI	RPI	RPI	RPI	
DIV. I ONLY	9- 12	.42857	208	6- 3	289	293	270	.39019	267	25	25
DIV. I NON-CONF.	7- 10	.41176	211	4- 1	286	302	270	.38712	276	25	26
<hr/>											
TOTALS	RPI 1-25	RPI 26-50		W-L RECORDS	RPI 51-100		RPI 101-150		RPI 150+		
9- 12	0- 0	0- 0		OVERALL	0- 3		0- 2		9- 7		
2- 3	0- 0	0- 0		HOME	0- 1		0- 1		2- 1		
3- 4	0- 0	0- 0		AWAY	0- 2		0- 0		3- 2		
4- 5	0- 0	0- 0		NEUTRAL	0- 0		0- 1		4- 4		
7- 10	0- 0	0- 0		NON-CONFERENCE	0- 3		0- 1		7- 6		
1- 1	0- 0	0- 0		HOME	0- 1		0- 0		1- 0		
2- 4	0- 0	0- 0		AWAY	0- 2		0- 0		2- 2		
4- 5	0- 0	0- 0		NEUTRAL	0- 0		0- 1		4- 4		
2- 2	0- 0	0- 0		CONFERENCE	0- 0		0- 1		2- 1		
1- 2	0- 0	0- 0		HOME	0- 0		0- 1		1- 1		
1- 0	0- 0	0- 0		AWAY	0- 0		0- 0		1- 0		
0- 0	0- 0	0- 0		NEUTRAL	0- 0		0- 0		0- 0		
RPI	S	Opponent	Score	RPI	S	Opponent	Score	RPI	S	Opponent	Score

Non-Div. I Games: Texas-Brownsville 2 3 Tex. A&M-Kingsville 2 3

Average RPI Win: 285		WON-LOST	WINNING	LAST 10	STRENGTH OF		OPP. STRENGTH	TEAM	ADJ	CONF.	ADJ CONF.	
Average RPI Loss: 184		RECORD	PCT. RANK	GAMES	SCHEDULE		OF SCHEDULE	RPI	RPI	RPI	RPI	
DIV. I ONLY		9- 12	.42857 208	6- 4	288		272	262	.38985 268	28	27	
DIV. I NON-CONF.		4- 8	.33333 244	1- 0	285		244	278	.3801 282	26	25	
<hr/>												
TOTALS		RPI 1-25		RPI 26-50		W-L RECORDS		RPI 51-100		RPI 101-150		RPI 150+
9- 12		0- 0		0- 0		OVERALL		0- 1		0- 0		9- 11
4- 3		0- 0		0- 0		HOME		0- 0		0- 0		4- 3
3- 4		0- 0		0- 0		AWAY		0- 0		0- 0		3- 4
2- 5		0- 0		0- 0		NEUTRAL		0- 1		0- 0		2- 4
4- 8		0- 0		0- 0		NON-CONFERENCE		0- 1		0- 0		4- 7
1- 2		0- 0		0- 0		HOME		0- 0		0- 0		1- 2
1- 1		0- 0		0- 0		AWAY		0- 0		0- 0		1- 1
2- 5		0- 0		0- 0		NEUTRAL		0- 1		0- 0		2- 4
5- 4		0- 0		0- 0		CONFERENCE		0- 0		0- 0		5- 4
3- 1		0- 0		0- 0		HOME		0- 0		0- 0		3- 1
2- 3		0- 0		0- 0		AWAY		0- 0		0- 0		2- 3
0- 0		0- 0		0- 0		NEUTRAL		0- 0		0- 0		0- 0
RPI S	Opponent	Score		RPI S	Opponent	Score		RPI S	Opponent	Score		
								82 N	South Carolina	0	3	
									155 A	Army	0	3
									155 H	Army	1	3
									161 N	Denver	1	3
									164 N	Air Force	2	3
									167 A	Temple	0	3
									183 N	West Virginia	0	3
									198 A	American	2	3
									202 N	Niagara	2	3
									215 A	Colgate	0	3
									219 H	Lehigh	3	2
									230 H	Neb. Omaha	0	3
									255 N	Central Conn. St.	3	0
									270 A	George Mason	3	1
									288 H	Lafayette	3	2
									290 A	Bucknell	3	0
									296 H	Norfolk St.	1	3
									299 H	Hartford	3	2
									305 N	Citadel	3	1
									319 A	Holy Cross	3	0
									319 H	Holy Cross	3	0
LAST 10 GAMES												
									319 A	Holy Cross	3	0
									288 H	Lafayette	3	2
									219 H	Lehigh	3	2
									155 H	Army	1	3
									319 H	Holy Cross	3	0
									255 N	Central Conn. St.	3	0

Non-Div. I Games:

Navy

Average RPI Win:	254	WON-LOST RECORD	WINNING PCT. RANK	LAST 10 GAMES	STRENGTH OF SCHEDULE	OPP. STRENGTH OF SCHEDULE	TEAM RPI	ADJ RPI	CONF. RPI	ADJ CONF. RPI			
DIV. I ONLY		7- 16	.30435	274	5- 5	233	214	268	.38967	269	30	30	
DIV. I NON-CONF.		3- 13	.1875	291	1- 2	158	157	268	.39127	273	28	28	
<hr/>													
TOTALS	RPI 1-25	RPI 26-50		W-L RECORDS		RPI 51-100		RPI 101-150		RPI 150+			
7- 16	0- 1	0- 0		OVERALL		0- 3		0- 3		7- 9			
3- 1	0- 0	0- 0		HOME		0- 0		0- 0		3- 1			
3- 7	0- 0	0- 0		AWAY		0- 0		0- 3		3- 4			
1- 8	0- 1	0- 0		NEUTRAL		0- 3		0- 0		1- 4			
<hr/>													
3- 13	0- 1	0- 0		NON-CONFERENCE		0- 3		0- 2		3- 7			
0- 0	0- 0	0- 0		HOME		0- 0		0- 0		0- 0			
2- 5	0- 0	0- 0		AWAY		0- 0		0- 2		2- 3			
1- 8	0- 1	0- 0		NEUTRAL		0- 3		0- 0		1- 4			
<hr/>													
4- 3	0- 0	0- 0		CONFERENCE		0- 0		0- 1		4- 2			
3- 1	0- 0	0- 0		HOME		0- 0		0- 0		3- 1			
1- 2	0- 0	0- 0		AWAY		0- 0		0- 1		1- 1			
0- 0	0- 0	0- 0		NEUTRAL		0- 0		0- 0		0- 0			
<hr/>													
RPI S	Opponent	Score		RPI S	Opponent	Score		RPI S	Opponent	Score			
22 N	Ohio St.	0	3			61 N	Baylor	2	3	101 A	Boston College	0	3
						87 N	Texas Tech	0	3	104 A	Maryland	0	3
						93 N	Seton Hall	2	3	129 A	Albany (NY)	0	3
										153 N	UTEP	0	3
										168 A	Akron	2	3
										187 A	Siena	3	1
										187 N	Siena	2	3
										203 A	Syracuse	3	2
										207 N	Youngstown St.	2	3
										226 H	New Hampshire	1	3
										239 A	UMBC	1	3
										239 H	UMBC	3	0
										259 H	Stony Brook	3	2
										260 A	Cornell	2	3
										262 N	Fordham	3	0
										265 N	SIU Edwardsville	0	3
										284 A	Tulane	2	3
										299 A	Hartford	3	0
										327 H	Providence	3	0
<hr/>													
LAST 10 GAMES													
239 A	UMBC	1	3	226 H	New Hampshire	1	3						
259 H	Stony Brook	3	2	327 H	Providence	3	0						
260 A	Cornell	2	3	239 H	UMBC	3	0						
299 A	Hartford	3	0	203 A	Syracuse	3	2						
129 A	Albany (NY)	0	3	284 A	Tulane	2	3						

Non-Div. I Games:

Binghamton

Average RPI Win:	217	WON-LOST RECORD	WINNING PCT. RANK	LAST 10 GAMES	STRENGTH OF SCHEDULE	OPP. STRENGTH OF SCHEDULE	TEAM RPI	ADJ RPI	CONF. RPI	ADJ CONF. RPI	
Average RPI Loss:	160										
DIV. I ONLY	4- 16	.2	297	2- 8	134	207	267	.38945	270	19	19
DIV. I NON-CONF.	2- 11	.15385	298	0- 3	118	219	267	.39196	270	18	18
<hr/>											
TOTALS	RPI 1-25	RPI 26-50		W-L RECORDS	RPI 51-100		RPI 101-150		RPI 150+		
4- 16	0- 0	0- 1		OVERALL	0- 4		0- 1		4- 10		
3- 5	0- 0	0- 0		HOME	0- 2		0- 0		3- 3		
1- 6	0- 0	0- 0		AWAY	0- 1		0- 0		1- 5		
0- 5	0- 0	0- 1		NEUTRAL	0- 1		0- 1		0- 2		
<hr/>											
2- 11	0- 0	0- 1		NON-CONFERENCE	0- 2		0- 1		2- 7		
2- 3	0- 0	0- 0		HOME	0- 1		0- 0		2- 2		
0- 3	0- 0	0- 0		AWAY	0- 0		0- 0		0- 3		
0- 5	0- 0	0- 1		NEUTRAL	0- 1		0- 1		0- 2		
<hr/>											
2- 5	0- 0	0- 0		CONFERENCE	0- 2		0- 0		2- 3		
1- 2	0- 0	0- 0		HOME	0- 1		0- 0		1- 1		
1- 3	0- 0	0- 0		AWAY	0- 1		0- 0		1- 2		
0- 0	0- 0	0- 0		NEUTRAL	0- 0		0- 0		0- 0		
<hr/>											
RPI S	Opponent	Score	RPI S	Opponent	Score	RPI S	Opponent	Score	RPI S	Opponent	Score
			50 N	Virginia Tech	0 3	53 N	Loyola Marymount	0 3	110 N	Rutgers	2 3
						79 H	Towson	1 3	158 H	Delaware	2 3
						82 H	South Carolina	0 3	170 A	High Point	2 3
						97 A	Northeastern	0 3	171 A	James Madison	1 3
									183 H	West Virginia	3 0
									185 A	Penn	1 3
									198 A	American	0 3
									200 A	Hofstra	3 1
									202 H	Niagara	0 3
									205 N	Georgetown	0 3
									239 H	UMBC	3 2
									245 A	Georgia St.	0 3
									245 H	Georgia St.	3 0
									268 H	Navy	1 3
									279 N	Radford	0 3
<hr/>											
LAST 10 GAMES											
	245 A	Georgia St.	0	3		171 A	James Madison	1	3		
	158 H	Delaware	2	3		245 H	Georgia St.	3	0		
	79 H	Towson	1	3		110 N	Rutgers	2	3		
	200 A	Hofstra	3	1		279 N	Radford	0	3		
	97 A	Northeastern	0	3		185 A	Penn	1	3		

Non-Div. I Games:

George Mason

Average RPI Win:	280	WON-LOST RECORD	WINNING PCT. RANK	LAST 10 GAMES	STRENGTH OF SCHEDULE	OPP. STRENGTH OF SCHEDULE	TEAM RPI	ADJ RPI	CONF. RPI	ADJ CONF. RPI	
DIV. I ONLY	8- 14	.36364	236	3- 7	272	269	271	.38808	271	16	16
DIV. I NON-CONF.	5- 5	.5	158	1- 1	326	329	297	.36216	289	19	19
TOTALS	RPI 1-25	RPI 26-50	W-L RECORDS	RPI 51-100	RPI 101-150	RPI 150+					
8- 14	0- 0	0- 0	OVERALL	0- 3	0- 2	8- 9					
5- 6	0- 0	0- 0	HOME	0- 2	0- 1	5- 3					
3- 5	0- 0	0- 0	AWAY	0- 1	0- 1	3- 3					
0- 3	0- 0	0- 0	NEUTRAL	0- 0	0- 0	0- 3					
5- 5	0- 0	0- 0	NON-CONFERENCE	0- 0	0- 0	5- 5					
4- 1	0- 0	0- 0	HOME	0- 0	0- 0	4- 1					
1- 1	0- 0	0- 0	AWAY	0- 0	0- 0	1- 1					
0- 3	0- 0	0- 0	NEUTRAL	0- 0	0- 0	0- 3					
3- 9	0- 0	0- 0	CONFERENCE	0- 3	0- 2	3- 4					
1- 5	0- 0	0- 0	HOME	0- 2	0- 1	1- 2					
2- 4	0- 0	0- 0	AWAY	0- 1	0- 1	2- 2					
0- 0	0- 0	0- 0	NEUTRAL	0- 0	0- 0	0- 0					
RPI S	Opponent	Score	RPI S	Opponent	Score	RPI S	Opponent	Score			
						74 A	Central Ark.	2 3			
						74 H	Central Ark.	1 3			
						91 H	A&M-Corpus Christi	1 3			
						105 H	Sam Houston St.	0 3			
						124 A	Northwestern St.	1 3			
						154 A	Stephen F. Austin	3 2			
						156 A	Oral Roberts	1 3			
						156 H	Oral Roberts	1 3			
						180 N	South Dakota	0 3			
						190 A	Nicholls St.	0 3			
						216 N	Jacksonville St.	0 3			
						227 N	Tennessee St.	1 3			
						241 H	Lamar	2 3			
						252 H	Weber St.	1 3			
						267 H	Tex.-Pan American	3 0			
						272 A	McNeese St.	3 2			
						272 H	McNeese St.	3 1			
						277 A	Jackson St.	1 3			
						307 H	Louisiana Tech	3 0			
						318 A	Alabama St.	3 1			
						324 H	Southern U.	3 0			
						329 H	Grambling	3 0			
			LAST 10 GAMES								
			74 H	Central Ark.	1 3	329 H	Grambling	3 0			
			156 H	Oral Roberts	1 3	190 A	Nicholls St.	0 3			
			272 A	McNeese St.	3 2	277 A	Jackson St.	1 3			
			154 A	Stephen F. Austin	3 2	91 H	A&M-Corpus Christi	1 3			
			124 A	Northwestern St.	1 3	105 H	Sam Houston St.	0 3			

Non-Div. I Games:

Southeastern La.

Average RPI Win: 290		WON-LOST	WINNING	LAST 10	STRENGTH OF		OPP. STRENGTH	TEAM	ADJ	CONF.	ADJ CONF.
Average RPI Loss: 158		RECORD	PCT. RANK	GAMES	SCHEDULE		OF SCHEDULE	RPI	RPI	RPI	RPI
DIV. I ONLY		6- 19	.24 292	3- 7	160		253	272	.38793 272	16	16
DIV. I NON-CONF.		5- 8	.38462 224	2- 0	237		286	253	.41186 254	19	19
TOTALS		RPI 1-25	RPI 26-50	W-L RECORDS	RPI 51-100		RPI 101-150	RPI 150+			
6- 19	0- 0		0- 1	OVERALL	0- 3		0- 4	6- 11			
3- 8	0- 0		0- 0	HOME	0- 2		0- 3	3- 3			
2- 8	0- 0		0- 1	AWAY	0- 1		0- 1	2- 5			
1- 3	0- 0		0- 0	NEUTRAL	0- 0		0- 0	1- 3			
5- 8	0- 0		0- 1	NON-CONFERENCE	0- 1		0- 1	5- 5			
2- 3	0- 0		0- 0	HOME	0- 1		0- 1	2- 1			
2- 2	0- 0		0- 1	AWAY	0- 0		0- 0	2- 1			
1- 3	0- 0		0- 0	NEUTRAL	0- 0		0- 0	1- 3			
1- 11	0- 0		0- 0	CONFERENCE	0- 2		0- 3	1- 6			
1- 5	0- 0		0- 0	HOME	0- 1		0- 2	1- 2			
0- 6	0- 0		0- 0	AWAY	0- 1		0- 1	0- 4			
0- 0	0- 0		0- 0	NEUTRAL	0- 0		0- 0	0- 0			
RPI S	Opponent	Score	RPI S	Opponent	Score	RPI S	Opponent	Score	RPI S	Opponent	Score
			44 A	Michigan St.	0 3	61 H	Baylor	1 3	105 H	Sam Houston St.	0 3
						74 A	Central Ark.	1 3	111 H	Arkansas St.	0 3
						91 H	A&M-Corpus Christi	1 3	124 A	Northwestern St.	0 3
									124 H	Northwestern St.	0 3
									154 A	Stephen F. Austin	1 3
									154 H	Stephen F. Austin	0 3
									156 A	Oral Roberts	0 3
									162 N	Houston Baptist	0 3
									190 A	Nicholls St.	1 3
									196 A	La.-Lafayette	0 3
									207 N	Youngstown St.	2 3
									241 H	Lamar	3 0
									242 N	Eastern Ky.	0 3
									271 A	Southeastern La.	1 3
									271 H	Southeastern La.	2 3
									274 H	Hampton	1 3
									278 N	Southern Miss.	3 2
									301 A	New Orleans	3 1
									302 A	Prairie View	3 1
									302 H	Prairie View	3 1
									317 H	Bethune-Cookman	3 0
			LAST 10 GAMES								
			124 A	Northwestern St.	0 3	156 A	Oral Roberts	0 3			
			154 A	Stephen F. Austin	1 3	74 A	Central Ark.	1 3			
			271 H	Southeastern La.	2 3	241 H	Lamar	3 0			
			91 H	A&M-Corpus Christi	1 3	302 A	Prairie View	3 1			
			105 H	Sam Houston St.	0 3	302 H	Prairie View	3 1			

Non-Div. I Games:

McNeese St.

Average RPI Win: 255		WON-LOST	WINNING	LAST 10	STRENGTH OF		OPP. STRENGTH	TEAM	ADJ	CONF.	ADJ CONF.
Average RPI Loss: 189		RECORD	PCT. RANK	GAMES	SCHEDULE		OF SCHEDULE	RPI	RPI	RPI	RPI
DIV. I ONLY		8- 16	.33333	259	4- 6		185	294	254	.38764	273
DIV. I NON-CONF.		4- 12	.25	269	0- 2		135	287	256	.39983	265
TOTALS		RPI 1-25	RPI 26-50		W-L RECORDS		RPI 51-100		RPI 101-150		RPI 150+
8- 16	0- 0	0- 0		OVERALL		0- 3		1- 1		7- 12	
4- 2	0- 0	0- 0		HOME		0- 0		1- 0		3- 2	
3- 5	0- 0	0- 0		AWAY		0- 1		0- 0		3- 3	
1- 9	0- 0	0- 0		NEUTRAL		0- 2		0- 1		1- 6	
4- 12	0- 0	0- 0		NON-CONFERENCE		0- 3		0- 1		4- 8	
1- 0	0- 0	0- 0		HOME		0- 0		0- 0		1- 0	
2- 3	0- 0	0- 0		AWAY		0- 1		0- 0		2- 2	
1- 9	0- 0	0- 0		NEUTRAL		0- 2		0- 1		1- 6	
4- 4	0- 0	0- 0		CONFERENCE		0- 0		1- 0		3- 4	
3- 2	0- 0	0- 0		HOME		0- 0		1- 0		2- 2	
1- 2	0- 0	0- 0		AWAY		0- 0		0- 0		1- 2	
0- 0	0- 0	0- 0		NEUTRAL		0- 0		0- 0		0- 0	
RPI S	Opponent	Score	RPI S	Opponent	Score	RPI S	Opponent	Score	RPI S	Opponent	Score
						69 N	New Mexico	0 3	141 H	Liberty	3 2
						79 N	Towson	0 3	149 N	UMES	0 3
						82 A	South Carolina	0 3	151 N	East Tenn. St.	2 3
									167 N	Temple	0 3
									168 N	Akron	1 3
									186 N	Kennesaw St.	0 3
									198 N	American	0 3
									210 N	Southern Utah	0 3
									212 A	UNC Greensboro	3 2
									213 A	Presbyterian	0 3
									229 A	Charlotte	1 3
									244 H	Coastal Caro.	3 2
									250 H	Western Caro.	3 2
									254 A	Winthrop	3 1
									257 A	USC Upstate	1 3
									279 H	Radford	0 3
									285 H	Charleston So.	3 1
									292 A	Gardner-Webb	1 3
									292 H	Gardner-Webb	1 3
									325 A	Savannah St.	3 0
									328 N	N.C. A&T	3 0
LAST 10 GAMES											
						244 H	Coastal Caro.	3 2	141 H	Liberty	3 2
						285 H	Charleston So.	3 1	279 H	Radford	0 3
						292 H	Gardner-Webb	1 3	292 A	Gardner-Webb	1 3
						213 A	Presbyterian	0 3	229 A	Charlotte	1 3
						254 A	Winthrop	3 1	186 N	Kennesaw St.	0 3

Non-Div. I Games:

UNC Asheville

Average RPI Win:	294	WON-LOST	WINNING	LAST 10	STRENGTH OF	OPP. STRENGTH	TEAM	ADJ	CONF.	ADJ CONF.	
Average RPI Loss:	207	RECORD	PCT. RANK	GAMES	SCHEDULE	OF SCHEDULE	RPI	RPI	RPI	RPI	
DIV. I ONLY	13- 13	.5 162	6- 4	310	302	269	.38327	274	32	32	
DIV. I NON-CONF.	5- 9	.35714 238	0- 1	188	280	246	.41595	252	32	32	
<hr/>											
TOTALS	RPI 1-25	RPI 26-50	W-L RECORDS	RPI 51-100	RPI 101-150	RPI 150+					
13- 13	0- 0	0- 0	OVERALL	0- 2	0- 2	13- 9					
2- 1	0- 0	0- 0	HOME	0- 0	0- 0	2- 1					
6- 4	0- 0	0- 0	AWAY	0- 0	0- 1	6- 3					
5- 8	0- 0	0- 0	NEUTRAL	0- 2	0- 1	5- 5					
5- 9	0- 0	0- 0	NON-CONFERENCE	0- 2	0- 1	5- 6					
1- 0	0- 0	0- 0	HOME	0- 0	0- 0	1- 0					
2- 1	0- 0	0- 0	AWAY	0- 0	0- 0	2- 1					
2- 8	0- 0	0- 0	NEUTRAL	0- 2	0- 1	2- 5					
8- 4	0- 0	0- 0	CONFERENCE	0- 0	0- 1	8- 3					
1- 1	0- 0	0- 0	HOME	0- 0	0- 0	1- 1					
4- 3	0- 0	0- 0	AWAY	0- 0	0- 1	4- 2					
3- 0	0- 0	0- 0	NEUTRAL	0- 0	0- 0	3- 0					
RPI S	Opponent	Score	RPI S	Opponent	Score	RPI S	Opponent	Score	RPI S	Opponent	Score
						61 N	Baylor	2 3	111 N	Arkansas St.	0 3
						74 N	Central Ark.	0 3	149 A	UMES	1 3
									206 N	Wofford	1 3
									212 N	UNC Greensboro	1 3
									220 A	William & Mary	0 3
									228 N	Elon	0 3
									228 N	Elon	3 2
									254 N	Winthrop	2 3
									267 N	Tex.-Pan American	0 3
									272 A	McNeese St.	3 1
									279 H	Radford	3 1
									281 N	Fla. Atlantic	3 2
									282 A	Coppin St.	3 1
									294 N	South Carolina St.	3 1
									296 A	Norfolk St.	0 3
									296 A	Norfolk St.	3 2
									296 H	Norfolk St.	0 3
									300 A	Morgan St.	3 0
									311 A	Delaware St.	3 0
									312 A	N.C. Central	0 3
									316 A	Stetson	3 1
									317 N	Bethune-Cookman	3 2
									321 H	Howard	3 0
									321 N	Howard	3 0
			LAST 10 GAMES								
			296 H	Norfolk St.	0 3	282 A	Coppin St.	3 1			
			296 A	Norfolk St.	0 3	300 A	Morgan St.	3 0			
			311 A	Delaware St.	3 0	267 N	Tex.-Pan American	0 3			
			149 A	UMES	1 3	296 A	Norfolk St.	3 2			
			321 H	Howard	3 0	294 N	South Carolina St.	3 1			

Non-Div. I Games:

Hampton

Average RPI Win:	294	WON-LOST RECORD	WINNING PCT. RANK	LAST 10 GAMES	STRENGTH OF SCHEDULE	OPP. STRENGTH OF SCHEDULE	TEAM RPI	ADJ RPI	CONF. RPI	ADJ CONF. RPI							
DIV. I ONLY		11- 13	.45833	191	7- 3	306	297	274	.38251	275	31	31					
DIV. I NON-CONF.		4- 11	.26667	265	0- 1	296	248	299	.3542	296	31	31					
<hr/>																	
TOTALS	RPI 1-25	RPI 26-50		W-L RECORDS		RPI 51-100		RPI 101-150		RPI 150+							
11- 13	0- 0	0- 0		OVERALL		0- 1		0- 2		11- 10							
6- 2	0- 0	0- 0		HOME		0- 0		0- 0		6- 2							
4- 5	0- 0	0- 0		AWAY		0- 0		0- 0		4- 5							
1- 6	0- 0	0- 0		NEUTRAL		0- 1		0- 2		1- 3							
<hr/>																	
4- 11	0- 0	0- 0		NON-CONFERENCE		0- 1		0- 2		4- 8							
3- 1	0- 0	0- 0		HOME		0- 0		0- 0		3- 1							
0- 4	0- 0	0- 0		AWAY		0- 0		0- 0		0- 4							
1- 6	0- 0	0- 0		NEUTRAL		0- 1		0- 2		1- 3							
<hr/>																	
7- 2	0- 0	0- 0		CONFERENCE		0- 0		0- 0		7- 2							
3- 1	0- 0	0- 0		HOME		0- 0		0- 0		3- 1							
4- 1	0- 0	0- 0		AWAY		0- 0		0- 0		4- 1							
0- 0	0- 0	0- 0		NEUTRAL		0- 0		0- 0		0- 0							
<hr/>																	
RPI S	Opponent	Score	RPI S	Opponent	Score	RPI S	Opponent	Score	RPI S	Opponent	Score						
						81 N	Colorado	0 3	104 N	Maryland	0 3						
						124 N	Northwestern St.	0 3									
						154 A	Stephen F. Austin	0 3									
						159 H	LIU Brooklyn	0 3									
						171 N	James Madison	0 3									
						183 H	West Virginia	3 2									
						204 A	Villanova	0 3									
						207 A	Youngstown St.	0 3									
						226 N	New Hampshire	0 3									
						239 A	UMBC	0 3									
						255 A	Central Conn. St.	3 0									
						276 H	Saint Francis (PA)	3 2									
						278 N	Southern Miss.	0 3									
						280 A	Sacred Heart	2 3									
						290 H	Bucknell	1 3									
						296 H	Norfolk St.	3 1									
						309 A	Fairleigh Dickinson	3 1									
						310 A	Bryant	3 0									
						310 H	Bryant	3 1									
						321 N	Howard	3 0									
						322 A	Quinnipiac	3 0									
						323 H	St. Francis (NY)	3 1									
						327 H	Providence	3 0									
									LAST 10 GAMES								
310 A	Bryant	3 0	276 H	Saint Francis (PA)	3 2	327 H	Providence	3 0									
309 A	Fairleigh Dickinson	3 1	322 A	Quinnipiac	3 0												
280 A	Sacred Heart	2 3	255 A	Central Conn. St.	3 0												
159 H	LIU Brooklyn	0 3	310 H	Bryant	3 1												
323 H	St. Francis (NY)	3 1	154 A	Stephen F. Austin	0 3												

Non-Div. I Games:

Robert Morris

Average RPI Win: 295		WON-LOST RECORD		WINNING PCT. RANK		LAST 10 GAMES		STRENGTH OF SCHEDULE		OPP. STRENGTH OF SCHEDULE		TEAM RPI		ADJ RPI		CONF. RPI		ADJ CONF. RPI	
Average RPI Loss: 213																			
DIV. I ONLY		10- 12		.45455 194		7- 3		304		303		275		.37829 276		31		31	
DIV. I NON-CONF.		4- 8		.33333 244		1- 0		294		251		281		.37638 283		31		31	
TOTALS		RPI 1-25		RPI 26-50		W-L RECORDS		RPI 51-100		RPI 101-150		RPI 150+							
10- 12		0- 0		0- 0		OVERALL		0- 1		0- 2		10- 9							
2- 3		0- 0		0- 0		HOME		0- 1		0- 0		2- 2							
6- 4		0- 0		0- 0		AWAY		0- 0		0- 0		6- 4							
2- 5		0- 0		0- 0		NEUTRAL		0- 0		0- 2		2- 3							
4- 8		0- 0		0- 0		NON-CONFERENCE		0- 1		0- 2		4- 5							
0- 2		0- 0		0- 0		HOME		0- 1		0- 0		0- 1							
2- 2		0- 0		0- 0		AWAY		0- 0		0- 0		2- 2							
2- 4		0- 0		0- 0		NEUTRAL		0- 0		0- 2		2- 2							
6- 4		0- 0		0- 0		CONFERENCE		0- 0		0- 0		6- 4							
2- 1		0- 0		0- 0		HOME		0- 0		0- 0		2- 1							
4- 2		0- 0		0- 0		AWAY		0- 0		0- 0		4- 2							
0- 1		0- 0		0- 0		NEUTRAL		0- 0		0- 0		0- 1							
RPI S	Opponent	Score		RPI S	Opponent	Score		RPI S	Opponent	Score		RPI S	Opponent	Score					
								100 H	Duquesne	0	3	140 N	Marshall	0	3				
												141 N	Liberty	0	3				
												159 H	LIU Brooklyn	0	3				
												183 A	West Virginia	3	2				
												191 A	Kent St.	0	3				
												236 N	Loyola Maryland	1	3				
												239 H	UMBC	2	3				
												255 A	Central Conn. St.	1	3				
												255 N	Central Conn. St.	1	3				
												275 A	Robert Morris	2	3				
												279 A	Radford	0	3				
												280 A	Sacred Heart	3	2				
												287 N	La Salle	2	3				
												298 N	Murray St.	3	2				
												305 N	Citadel	3	2				
												309 A	Fairleigh Dickinson	3	0				
												310 A	Bryant	3	0				
												310 H	Bryant	3	2				
												311 A	Delaware St.	3	1				
												322 A	Quinnipiac	3	0				
												323 H	St. Francis (NY)	3	1				
LAST 10 GAMES																			
												310 A	Bryant	3	0	275 A	Robert Morris	2	3
												280 A	Sacred Heart	3	2	255 A	Central Conn. St.	1	3
												309 A	Fairleigh Dickinson	3	0	322 A	Quinnipiac	3	0
												323 H	St. Francis (NY)	3	1	310 H	Bryant	3	2
												159 H	LIU Brooklyn	0	3	311 A	Delaware St.	3	1

Non-Div. I Games:

Saint Francis (PA)

[illegible]

Non-Div. I Games:

Jackson St.

Average RPI Win: 280		WON-LOST	WINNING	LAST 10	STRENGTH OF		OPP. STRENGTH	TEAM	ADJ	CONF.	ADJ CONF.
Average RPI Loss: 167		RECORD	PCT. RANK	GAMES	SCHEDULE		OF SCHEDULE	RPI	RPI	RPI	RPI
DIV. I ONLY		6- 16	.27273	286	2- 8		244	247	278	.37577	278
DIV. I NON-CONF.		4- 8	.33333	244	0- 0		151	268	238	.43209	242
TOTALS		RPI 1-25	RPI 26-50		W-L RECORDS		RPI 51-100		RPI 101-150		RPI 150+
6- 16	0- 0	0- 0		OVERALL		0- 2		0- 3		6- 11	
2- 5	0- 0	0- 0		HOME		0- 2		0- 0		2- 3	
2- 7	0- 0	0- 0		AWAY		0- 0		0- 1		2- 6	
2- 4	0- 0	0- 0		NEUTRAL		0- 0		0- 2		2- 2	
4- 8	0- 0	0- 0		NON-CONFERENCE		0- 1		0- 2		4- 5	
1- 2	0- 0	0- 0		HOME		0- 1		0- 0		1- 1	
1- 2	0- 0	0- 0		AWAY		0- 0		0- 0		1- 2	
2- 4	0- 0	0- 0		NEUTRAL		0- 0		0- 2		2- 2	
2- 8	0- 0	0- 0		CONFERENCE		0- 1		0- 1		2- 6	
1- 3	0- 0	0- 0		HOME		0- 1		0- 0		1- 2	
1- 5	0- 0	0- 0		AWAY		0- 0		0- 1		1- 4	
0- 0	0- 0	0- 0		NEUTRAL		0- 0		0- 0		0- 0	
RPI S	Opponent	Score	RPI S	Opponent	Score	RPI S	Opponent	Score	RPI S	Opponent	Score
						62 H	Tulsa	1 3	124 N	Northwestern St.	0 3
						74 H	Central Ark.	0 3	124 N	Northwestern St.	1 3
									140 A	Marshall	2 3
									153 A	UTEP	1 3
									154 A	Stephen F. Austin	1 3
									162 N	Houston Baptist	1 3
									165 H	South Ala.	0 3
									174 A	UAB	0 3
									176 H	SMU	0 3
									196 A	La.-Lafayette	0 3
									208 A	Texas-Arlington	3 0
									222 A	UCF	1 3
									222 H	UCF	0 3
									247 A	Memphis	2 3
									272 N	McNeese St.	2 3
									275 N	Robert Morris	3 0
									284 H	Tulane	3 2
									289 N	Marist	3 0
									307 H	Louisiana Tech	3 0
									314 A	East Carolina	3 2
LAST 10 GAMES											
						222 H	UCF	0 3	62 H	Tulsa	1 3
						222 A	UCF	1 3	140 A	Marshall	2 3
						247 A	Memphis	2 3	314 A	East Carolina	3 2
						174 A	UAB	0 3	153 A	UTEP	1 3
						176 H	SMU	0 3	284 H	Tulane	3 2

Non-Div. I Games:

Southern Miss.

Average RPI Win: 290		WON-LOST RECORD		WINNING PCT. RANK		LAST 10 GAMES		STRENGTH OF SCHEDULE		OPP. STRENGTH OF SCHEDULE		TEAM RPI		ADJ RPI		CONF. RPI		ADJ CONF. RPI	
DIV. I ONLY		13- 13		.5 162		5- 5		314		295		273		.37556 279		26		26	
DIV. I NON-CONF.		10- 7		.58824 130		2- 0		322		301		261		.40166 262		27		27	
TOTALS		RPI 1-25		RPI 26-50		W-L RECORDS		RPI 51-100		RPI 101-150		RPI 150+							
13- 13		0- 0		0- 0		OVERALL		0- 0		0- 3		13- 10							
4- 5		0- 0		0- 0		HOME		0- 0		0- 0		4- 5							
5- 6		0- 0		0- 0		AWAY		0- 0		0- 1		5- 5							
4- 2		0- 0		0- 0		NEUTRAL		0- 0		0- 2		4- 0							
10- 7		0- 0		0- 0		NON-CONFERENCE		0- 0		0- 2		10- 5							
3- 2		0- 0		0- 0		HOME		0- 0		0- 0		3- 2							
3- 3		0- 0		0- 0		AWAY		0- 0		0- 0		3- 3							
4- 2		0- 0		0- 0		NEUTRAL		0- 0		0- 2		4- 0							
3- 6		0- 0		0- 0		CONFERENCE		0- 0		0- 1		3- 5							
1- 3		0- 0		0- 0		HOME		0- 0		0- 0		1- 3							
2- 3		0- 0		0- 0		AWAY		0- 0		0- 1		2- 2							
0- 0		0- 0		0- 0		NEUTRAL		0- 0		0- 0		0- 0							
RPI S	Opponent	Score		RPI S	Opponent	Score		RPI S	Opponent	Score		RPI S	Opponent	Score					
										110 N Rutgers	0	3							
										141 A Liberty	0	3							
										149 N UMES	1	3							
										170 H High Point	1	3							
										171 A James Madison	0	3							
										183 A West Virginia	1	3							
										185 A Penn	3	1							
										213 H Presbyterian	0	3							
										228 H Elon	2	3							
										244 A Coastal Caro.	2	3							
										254 H Winthrop	2	3							
										270 N George Mason	3	0							
										273 A UNC Asheville	3	0							
										274 A Hampton	1	3							
										276 H Saint Francis (PA)	3	0							
										283 N NJIT	3	1							
										285 A Charleston So.	3	0							
										292 A Gardner-Webb	1	3							
										297 N Wright St.	3	0							
										298 H Murray St.	0	3							
										305 H Citadel	3	2							
										308 H Campbell	3	0							
										312 H N.C. Central	3	1							
										323 A St. Francis (NY)	3	0							
										326 N Saint Peter's	3	0							
										328 A N.C. A&T	3	0							
										312 H N.C. Central	3	1							
LAST 10 GAMES																			
										213 H Presbyterian	0	3							
										254 H Winthrop	2	3							
										285 A Charleston So.	3	0							
										244 A Coastal Caro.	2	3							
										328 A N.C. A&T	3	0							

Non-Div. I Games:

Radford

Average RPI Win:	311	WON-LOST	WINNING	LAST 10	STRENGTH OF	OPP. STRENGTH	TEAM	ADJ	CONF.	ADJ CONF.						
Average RPI Loss:	169	RECORD	PCT. RANK	GAMES	SCHEDULE	OF SCHEDULE	RPI	RPI	RPI	RPI						
DIV. I ONLY		7- 18	.28 282	5- 5	238	290	280	.37386 280	31	31						
DIV. I NON-CONF.		2- 12	.14286 302	0- 0	140	208	274	.39685 269	31	31						
<hr/>																
TOTALS	RPI 1-25	RPI 26-50		W-L RECORDS	RPI 51-100		RPI 101-150		RPI 150+							
7- 18	0- 0	0- 0		OVERALL	0- 3		0- 5		7- 10							
3- 7	0- 0	0- 0		HOME	0- 0		0- 1		3- 6							
4- 6	0- 0	0- 0		AWAY	0- 2		0- 0		4- 3							
0- 5	0- 0	0- 0		NEUTRAL	0- 1		0- 3		0- 1							
<hr/>																
2- 12	0- 0	0- 0		NON-CONFERENCE	0- 3		0- 5		2- 4							
1- 3	0- 0	0- 0		HOME	0- 0		0- 1		1- 2							
1- 4	0- 0	0- 0		AWAY	0- 2		0- 1		1- 1							
0- 5	0- 0	0- 0		NEUTRAL	0- 1		0- 3		0- 1							
<hr/>																
5- 6	0- 0	0- 0		CONFERENCE	0- 0		0- 0		5- 6							
2- 4	0- 0	0- 0		HOME	0- 0		0- 0		2- 4							
3- 2	0- 0	0- 0		AWAY	0- 0		0- 0		3- 2							
0- 0	0- 0	0- 0		NEUTRAL	0- 0		0- 0		0- 0							
<hr/>																
RPI S	Opponent	Score	RPI S	Opponent	Score	RPI S	Opponent	Score	RPI S	Opponent	Score					
						60 N	VCU	0 3	107 N	Utah St.	1 3					
						71 A	San Diego St.	0 3	113 N	Alabama	1 3					
						97 A	Northeastern	1 3	129 N	Albany (NY)	0 3					
						134 H	Connecticut	0 3								
						143 A	Cal St. Fullerton	0 3								
						155 A	Army	0 3								
						159 A	LIU Brooklyn	2 3								
						159 H	LIU Brooklyn	0 3								
						197 N	Montana	0 3								
						199 H	Fairfield	0 3								
						222 H	UCF	0 3								
						255 A	Central Conn. St.	0 3								
						255 H	Central Conn. St.	1 3								
						275 H	Robert Morris	3 2								
						276 H	Saint Francis (PA)	2 3								
						304 H	Dartmouth	3 0								
						309 H	Fairleigh Dickinson	1 3								
						310 A	Bryant	3 1								
						319 A	Holy Cross	3 0								
						322 A	Quinnipiac	3 0								
						323 A	St. Francis (NY)	3 0								
						323 H	St. Francis (NY)	3 1								
						<hr/>										
									LAST 10 GAMES							
			323 H	St. Francis (NY)	3 1	322 A	Quinnipiac	3 0								
			159 H	LIU Brooklyn	0 3	255 H	Central Conn. St.	1 3								
			255 A	Central Conn. St.	0 3	309 H	Fairleigh Dickinson	1 3								
			276 H	Saint Francis (PA)	2 3	310 A	Bryant	3 1								
			275 H	Robert Morris	3 2	323 A	St. Francis (NY)	3 0								

Non-Div. I Games:

Sacred Heart

Average RPI Win: 278		WON-LOST	WINNING	LAST 10	STRENGTH OF		OPP. STRENGTH	TEAM	ADJ	CONF.	ADJ CONF.
Average RPI Loss: 160		RECORD	PCT. RANK	GAMES	SCHEDULE		OF SCHEDULE	RPI	RPI	RPI	RPI
DIV. I ONLY		6- 15	.28571	278	3- 7		276	206	286	.37285	281
DIV. I NON-CONF.		5- 6	.45455	187	2- 0		317	261	275	.39191	272
TOTALS		RPI 1-25	RPI 26-50		W-L RECORDS		RPI 51-100		RPI 101-150		RPI 150+
6- 15	0- 0	0- 2		OVERALL		0- 1		0- 3		6- 9	
3- 3	0- 0	0- 0		HOME		0- 0		0- 1		3- 2	
2- 7	0- 0	0- 2		AWAY		0- 0		0- 2		2- 3	
1- 5	0- 0	0- 0		NEUTRAL		0- 1		0- 0		1- 4	
5- 6	0- 0	0- 1		NON-CONFERENCE		0- 1		0- 0		5- 4	
2- 0	0- 0	0- 0		HOME		0- 0		0- 0		2- 0	
2- 1	0- 0	0- 1		AWAY		0- 0		0- 0		2- 0	
1- 5	0- 0	0- 0		NEUTRAL		0- 1		0- 0		1- 4	
1- 9	0- 0	0- 1		CONFERENCE		0- 0		0- 3		1- 5	
1- 3	0- 0	0- 0		HOME		0- 0		0- 1		1- 2	
0- 6	0- 0	0- 1		AWAY		0- 0		0- 2		0- 3	
0- 0	0- 0	0- 0		NEUTRAL		0- 0		0- 0		0- 0	
RPI S	Opponent	Score	RPI S	Opponent	Score	RPI S	Opponent	Score	RPI S	Opponent	Score
			30 A	Western Ky.	0 3	74 N	Central Ark.	0 3	111 H	Arkansas St.	1 3
			47 A	Arizona St.	0 3				128 A	North Texas	1 3
									150 A	Troy	0 3
									160 N	Gonzaga	2 3
									165 A	South Ala.	0 3
									175 H	UALR	2 3
									178 H	FIU	2 3
									182 A	Middle Tenn.	1 3
									196 H	La.-Lafayette	3 2
									204 N	Villanova	3 1
									206 N	Wofford	1 3
									253 A	La.-Monroe	1 3
									264 N	UC Riverside	2 3
									274 N	Hampton	2 3
									316 A	Stetson	3 2
									316 A	Stetson	3 2
									317 H	Bethune-Cookman	3 0
									319 H	Holy Cross	3 0
LAST 10 GAMES											
			128 A	North Texas	1 3	196 H	La.-Lafayette	3 2			
			253 A	La.-Monroe	1 3	178 H	FIU	2 3			
			30 A	Western Ky.	0 3	150 A	Troy	0 3			
			182 A	Middle Tenn.	1 3	165 A	South Ala.	0 3			
			319 H	Holy Cross	3 0	317 H	Bethune-Cookman	3 0			

Non-Div. I Games:

Fla. Atlantic

Average RPI Win:	310	WON-LOST	WINNING	LAST 10	STRENGTH OF	OPP. STRENGTH	TEAM	ADJ	CONF.	ADJ CONF.					
Average RPI Loss:	212	RECORD	PCT. RANK	GAMES	SCHEDULE	OF SCHEDULE	RPI	RPI	RPI	RPI					
DIV. I ONLY	9- 10	.47368	187	6- 4	316	320	287	.37102	282	32	32				
DIV. I NON-CONF.	3- 7	.3	253	1- 1	202	324	273	.39075	274	32	32				
<hr/>															
TOTALS	RPI 1-25	RPI 26-50		W-L RECORDS		RPI 51-100		RPI 101-150		RPI 150+					
9- 10	0- 0	0- 0		OVERALL		0- 1		0- 2		9- 7					
5- 4	0- 0	0- 0		HOME		0- 0		0- 0		5- 4					
3- 3	0- 0	0- 0		AWAY		0- 0		0- 1		3- 2					
1- 3	0- 0	0- 0		NEUTRAL		0- 1		0- 1		1- 1					
<hr/>															
3- 7	0- 0	0- 0		NON-CONFERENCE		0- 1		0- 1		3- 5					
1- 2	0- 0	0- 0		HOME		0- 0		0- 0		1- 2					
1- 2	0- 0	0- 0		AWAY		0- 0		0- 0		1- 2					
1- 3	0- 0	0- 0		NEUTRAL		0- 1		0- 1		1- 1					
<hr/>															
6- 3	0- 0	0- 0		CONFERENCE		0- 0		0- 1		6- 2					
4- 2	0- 0	0- 0		HOME		0- 0		0- 0		4- 2					
2- 1	0- 0	0- 0		AWAY		0- 0		0- 1		2- 0					
0- 0	0- 0	0- 0		NEUTRAL		0- 0		0- 0		0- 0					
<hr/>															
RPI	S	Opponent	Score	RPI	S	Opponent	Score	RPI	S	Opponent	Score				
				79 N Towson 0 3				118 N St. John's (NY) 0 3							
								149 A UMES 0 3							
								198 A American 0 3							
								207 H Youngstown St. 1 3							
								236 A Loyola Maryland 0 3							
								239 N UMBC 0 3							
								274 H Hampton 1 3							
								288 A Lafayette 3 2							
								296 H Norfolk St. 3 0							
								300 A Morgan St. 3 1							
								300 H Morgan St. 1 3							
								310 H Bryant 3 1							
								311 A Delaware St. 3 1							
								315 H Chicago St. 1 3							
								317 H Bethune-Cookman 3 1							
								321 H Howard 3 0							
								323 N St. Francis (NY) 3 0							
								328 H N.C. A&T 3 1							
				<hr/>											
								LAST 10 GAMES							
				317 H Bethune-Cookman 3 1				274 H Hampton 1 3							
				300 H Morgan St. 1 3				296 H Norfolk St. 3 0							
				321 H Howard 3 0				300 A Morgan St. 3 1							
				311 A Delaware St. 3 1				198 A American 0 3							
				149 A UMES 0 3				288 A Lafayette 3 2							

Non-Div. I Games:

Coppin St.

Average RPI Win: 293		WON-LOST RECORD		WINNING PCT. RANK		LAST 10 GAMES		STRENGTH OF SCHEDULE		OPP. STRENGTH OF SCHEDULE		TEAM RPI		ADJ RPI		CONF. RPI		ADJ CONF. RPI	
Average RPI Loss: 204																			
DIV. I ONLY		8- 13		.38095 231		3- 7		291		300		281		.371 283		25		25	
DIV. I NON-CONF.		7- 10		.41176 211		2- 4		287		311		272		.38362 280		25		26	
<hr/>																			
TOTALS		RPI 1-25		RPI 26-50		W-L RECORDS		RPI 51-100		RPI 101-150		RPI 150+							
8- 13		0- 0		0- 0		OVERALL		0- 0		0- 4		8- 9							
1- 2		0- 0		0- 0		HOME		0- 0		0- 0		1- 2							
5- 5		0- 0		0- 0		AWAY		0- 0		0- 1		5- 3							
2- 6		0- 0		0- 0		NEUTRAL		0- 0		0- 3		2- 3							
7- 10		0- 0		0- 0		NON-CONFERENCE		0- 0		0- 3		7- 7							
1- 0		0- 0		0- 0		HOME		0- 0		0- 0		1- 0							
4- 4		0- 0		0- 0		AWAY		0- 0		0- 0		4- 4							
2- 6		0- 0		0- 0		NEUTRAL		0- 0		0- 3		2- 3							
1- 3		0- 0		0- 0		CONFERENCE		0- 0		0- 1		1- 2							
0- 2		0- 0		0- 0		HOME		0- 0		0- 0		0- 2							
1- 1		0- 0		0- 0		AWAY		0- 0		0- 1		1- 0							
0- 0		0- 0		0- 0		NEUTRAL		0- 0		0- 0		0- 0							
RPI	S	Opponent		Score		RPI	S	Opponent		Score		RPI	S	Opponent		Score			
																		</	

Non-Div. I Games:

NJIT

T
u
l
a
n
e

Tulane					Through Games Of Sunday, Oct. 21, 2012												
Average RPI Win: 225 Average RPI Loss: 154		WON-LOST RECORD	WINNING PCT. RANK	LAST 10 GAMES	STRENGTH OF SCHEDULE	OPP. STRENGTH OF SCHEDULE	TEAM RPI	ADJ RPI		CONF. RPI	ADJ CONF. RPI						
DIV. I ONLY		5- 17	.22727 293	2- 8	274	147	290	.36892	284	22	21						
DIV. I NON-CONF.		2- 9	.18182 292	0- 0	271	112	293	.37622	284	17	17						
<hr/>																	
TOTALS		RPI 1-25	RPI 26-50		W-L RECORDS		RPI 51-100		RPI 101-150		RPI 150+						
5- 17	0- 0		0- 0		OVERALL		0- 6		0- 3		5- 8						
4- 7	0- 0		0- 0		HOME		0- 2		0- 2		4- 3						
0- 7	0- 0		0- 0		AWAY		0- 3		0- 0		0- 4						
1- 3	0- 0		0- 0		NEUTRAL		0- 1		0- 1		1- 1						
<hr/>																	
2- 9	0- 0		0- 0		NON-CONFERENCE		0- 3		0- 3		2- 3						
1- 4	0- 0		0- 0		HOME		0- 1		0- 2		1- 1						
0- 2	0- 0		0- 0		AWAY		0- 1		0- 0		0- 1						
1- 3	0- 0		0- 0		NEUTRAL		0- 1		0- 1		1- 1						
<hr/>																	
3- 8	0- 0		0- 0		CONFERENCE		0- 3		0- 0		3- 5						
3- 3	0- 0		0- 0		HOME		0- 1		0- 0		3- 2						
0- 5	0- 0		0- 0		AWAY		0- 2		0- 0		0- 3						
0- 0	0- 0		0- 0		NEUTRAL		0- 0		0- 0		0- 0						
RPI S	Opponent	Score	RPI S	Opponent	Score	RPI S	Opponent	Score	RPI S	Opponent	Score						
						61 A	Baylor	1 3	105 H	Sam Houston St.	0 3						
						61 H	Baylor	0 3	122 H	Pittsburgh	1 3						
						62 A	Tulsa	0 3	144 N	Texas St.	0 3						
						91 N	A&M-Corpus Christi	0 3	153 H	UTEP	3 1						
						96 A	Rice	0 3	173 H	Mississippi St.	2 3						
						96 H	Rice	1 3	174 H	UAB	3 2						
									176 A	SMU	2 3						
									221 N	Nevada	2 3						
									222 H	UCF	1 3						
									223 A	Houston	1 3						
									223 H	Houston	3 1						
									241 A	Lamar	2 3						
									247 H	Memphis	1 3						
									269 H	Binghamton	3 2						
									278 A	Southern Miss.	2 3						
									307 N	Louisiana Tech	3 1						
						<hr/>											
									LAST 10 GAMES								
									223 H Houston			3 1	223 A Houston			1 3	
			96 H Rice			1 3	174 H UAB			3 2							
			62 A Tulsa			0 3	247 H Memphis			1 3							
			176 A SMU			2 3	222 H UCF			1 3							
			96 A Rice			0 3	278 A Southern Miss.			2 3							

T
u
l
a
n
e

Non-Div. I Games:

Tulane

Average RPI Win: 283		WON-LOST	WINNING	LAST 10	STRENGTH OF		OPP. STRENGTH	TEAM	ADJ	CONF.	ADJ CONF.
Average RPI Loss: 200		RECORD	PCT. RANK	GAMES	SCHEDULE		OF SCHEDULE	RPI	RPI	RPI	RPI
DIV. I ONLY		10- 16	.38462	230	5- 5		302	288	282	.36199	285
DIV. I NON-CONF.		6- 11	.35294	242	1- 1		310	266	287	.35878	291
TOTALS		RPI 1-25	RPI 26-50		W-L RECORDS		RPI 51-100		RPI 101-150		RPI 150+
10- 16	0- 0	0- 1		OVERALL		0- 2		0- 2		10- 11	
5- 8	0- 0	0- 0		HOME		0- 2		0- 1		5- 5	
3- 5	0- 0	0- 1		AWAY		0- 0		0- 0		3- 4	
2- 3	0- 0	0- 0		NEUTRAL		0- 0		0- 1		2- 2	
6- 11	0- 0	0- 1		NON-CONFERENCE		0- 2		0- 1		6- 7	
3- 5	0- 0	0- 0		HOME		0- 2		0- 0		3- 3	
1- 3	0- 0	0- 1		AWAY		0- 0		0- 0		1- 2	
2- 3	0- 0	0- 0		NEUTRAL		0- 0		0- 1		2- 2	
4- 5	0- 0	0- 0		CONFERENCE		0- 0		0- 1		4- 4	
2- 3	0- 0	0- 0		HOME		0- 0		0- 1		2- 2	
2- 2	0- 0	0- 0		AWAY		0- 0		0- 0		2- 2	
0- 0	0- 0	0- 0		NEUTRAL		0- 0		0- 0		0- 0	
RPI S	Opponent	Score	RPI S	Opponent	Score	RPI S	Opponent	Score	RPI S	Opponent	Score
			49 A	Georgia Tech	0 3	86 H	Col. of Charleston	1 3	141 H	Liberty	2 3
						92 H	Furman	0 3	143 N	Cal St. Fullerton	0 3
									170 A	High Point	0 3
									176 N	SMU	0 3
									206 H	Wofford	1 3
									211 H	Canisius	3 2
									213 H	Presbyterian	0 3
									233 H	Mercer	0 3
									236 A	Loyola Maryland	1 3
									244 H	Coastal Caro.	3 2
									254 H	Winthrop	3 2
									257 H	USC Upstate	3 2
									273 A	UNC Asheville	1 3
									279 H	Radford	0 3
									291 N	Rider	1 3
									292 A	Gardner-Webb	3 0
									300 N	Morgan St.	3 0
									305 A	Citadel	2 3
									305 H	Citadel	0 3
									308 A	Campbell	3 0
									316 H	Stetson	3 0
									325 A	Savannah St.	3 0
									325 N	Savannah St.	3 0
LAST 10 GAMES			292 A	Gardner-Webb	3 0	325 N	Savannah St.	3 0			
			273 A	UNC Asheville	1 3	244 H	Coastal Caro.	3 2			
			279 H	Radford	0 3	170 A	High Point	0 3			
			141 H	Liberty	2 3	308 A	Campbell	3 0			
			305 A	Citadel	2 3	254 H	Winthrop	3 2			

Non-Div. I Games:

Charleston So.

Average RPI Win: 239		WON-LOST RECORD		WINNING PCT. RANK		LAST 10 GAMES		STRENGTH OF SCHEDULE		OPP. STRENGTH OF SCHEDULE		TEAM RPI		ADJ RPI		CONF. RPI		ADJ CONF. RPI	
Average RPI Loss: 153																			
DIV. I ONLY		3- 18		.14286 308		1- 9		187		176		288		.36135 286		10		10	
DIV. I NON-CONF.		2- 8		.2 284		0- 0		280		254		305		.34793 300		10		10	
TOTALS		RPI 1-25		RPI 26-50		W-L RECORDS		RPI 51-100		RPI 101-150		RPI 150+							
3- 18		0- 0		0- 4		OVERALL		0- 2		0- 3		3- 9							
1- 7		0- 0		0- 2		HOME		0- 1		0- 1		1- 3							
0- 9		0- 0		0- 2		AWAY		0- 1		0- 2		0- 4							
2- 2		0- 0		0- 0		NEUTRAL		0- 0		0- 0		2- 2							
2- 8		0- 0		0- 0		NON-CONFERENCE		0- 0		0- 2		2- 6							
0- 3		0- 0		0- 0		HOME		0- 0		0- 1		0- 2							
0- 3		0- 0		0- 0		AWAY		0- 0		0- 1		0- 2							
2- 2		0- 0		0- 0		NEUTRAL		0- 0		0- 0		2- 2							
1- 10		0- 0		0- 4		CONFERENCE		0- 2		0- 1		1- 3							
1- 4		0- 0		0- 2		HOME		0- 1		0- 0		1- 1							
0- 6		0- 0		0- 2		AWAY		0- 1		0- 1		0- 2							
0- 0		0- 0		0- 0		NEUTRAL		0- 0		0- 0		0- 0							
RPI S	Opponent	Score		RPI S	Opponent	Score		RPI S	Opponent	Score		RPI S	Opponent	Score					
				34 H	Creighton	0	3	77 A	Southern Ill.	0	3	109 A	Missouri St.	2	3				
				36 A	Wichita St.	0	3	99 H	Illinois St.	0	3	119 A	IUPUI	0	3				
				46 A	UNI	0	3					145 H	Loyola Chicago	1	3				
				46 H	UNI	0	3					167 N	Temple	1	3				
												169 N	Butler	3	1				
												209 A	Evansville	2	3				
												214 H	Western Ill.	2	3				
												224 A	Miami (OH)	2	3				
												232 A	DePaul	2	3				
												234 A	Bradley	0	3				
												234 H	Bradley	3	1				
												246 H	Drake	1	3				
												251 N	Eastern Ill.	2	3				
												265 H	SIU Edwardsville	2	3				
												315 N	Chicago St.	3	0				
LAST 10 GAMES																			
				234 A	Bradley	0	3	109 A	Missouri St.	2	3								
				46 A	UNI	0	3	99 H	Illinois St.	0	3								
				34 H	Creighton	0	3	46 H	UNI	0	3								
				246 H	Drake	1	3	234 H	Bradley	3	1								
				36 A	Wichita St.	0	3	209 A	Evansville	2	3								

Non-Div. I Games:

Indiana St.

Average RPI Win:	263	WON-LOST	WINNING	LAST 10	STRENGTH OF	OPP. STRENGTH	TEAM	ADJ	CONF.	ADJ CONF.	
Average RPI Loss:	177	RECORD	PCT. RANK	GAMES	SCHEDULE	OF SCHEDULE	RPI	RPI	RPI	RPI	
DIV. I ONLY	4- 21	.16	304	1- 9	132	264	279	.36129	287	13	13
DIV. I NON-CONF.	4- 11	.26667	265	1- 0	130	303	250	.40604	259	13	14
<hr/>											
TOTALS	RPI 1-25	RPI 26-50		W-L RECORDS		RPI 51-100		RPI 101-150		RPI 150+	
4- 21	0- 0	0- 1		OVERALL		0- 5		0- 2		4- 13	
3- 9	0- 0	0- 1		HOME		0- 1		0- 1		3- 6	
0- 8	0- 0	0- 0		AWAY		0- 3		0- 1		0- 4	
1- 4	0- 0	0- 0		NEUTRAL		0- 1		0- 0		1- 3	
<hr/>											
4- 11	0- 0	0- 0		NON-CONFERENCE		0- 3		0- 1		4- 7	
3- 4	0- 0	0- 0		HOME		0- 0		0- 1		3- 3	
0- 4	0- 0	0- 0		AWAY		0- 2		0- 0		0- 2	
1- 3	0- 0	0- 0		NEUTRAL		0- 1		0- 0		1- 2	
<hr/>											
0- 10	0- 0	0- 1		CONFERENCE		0- 2		0- 1		0- 6	
0- 5	0- 0	0- 1		HOME		0- 1		0- 0		0- 3	
0- 4	0- 0	0- 0		AWAY		0- 1		0- 1		0- 2	
0- 1	0- 0	0- 0		NEUTRAL		0- 0		0- 0		0- 1	
<hr/>											
RPI S	Opponent	Score	RPI S	Opponent	Score	RPI S	Opponent	Score	RPI S	Opponent	Score
			38 H Dayton	0 3	55 A San Francisco	1 3	145 H Loyola Chicago	0 3			
					64 N Cal St. Northridge	0 3	146 A George Washington	0 3			
					79 A Towson	1 3	159 N LIU Brooklyn	1 3			
					95 H Xavier	0 3	167 H Temple	0 3			
					100 A Duquesne	0 3	167 N Temple	0 3			
							185 A Penn	1 3			
							202 H Niagara	3 2			
							204 N Villanova	0 3			
							225 A Rhode Island	2 3			
							225 H Rhode Island	0 3			
							249 H Manhattan	1 3			
							262 A Fordham	2 3			
							262 H Fordham	1 3			
							276 N Saint Francis (PA)	3 2			
							283 H NJIT	3 2			
							288 H Lafayette	2 3			
							290 H Bucknell	1 3			
							291 H Rider	3 2			
							311 A Delaware St.	0 3			
			LAST 10 GAMES								
			262 A Fordham	2 3	167 H Temple	0 3					
			225 A Rhode Island	2 3	95 H Xavier	0 3					
			283 H NJIT	3 2	38 H Dayton	0 3					
			100 A Duquesne	0 3	225 H Rhode Island	0 3					
			146 A George Washington	0 3	262 H Fordham	1 3					

Non-Div. I Games:

La Salle

Average RPI Win: 309		WON-LOST	WINNING	LAST 10	STRENGTH OF		OPP. STRENGTH	TEAM	ADJ	CONF.	ADJ CONF.
Average RPI Loss: 224		RECORD	PCT. RANK	GAMES	SCHEDULE		OF SCHEDULE	RPI	RPI	RPI	RPI
DIV. I ONLY		9- 11	.45	203	2- 8		320	305	289	.35994	288
DIV. I NON-CONF.		7- 4	.63636	106	0- 1		323	325	260	.41138	255
TOTALS		RPI 1-25	RPI 26-50		W-L RECORDS		RPI 51-100		RPI 101-150		RPI 150+
9- 11	0- 0	0- 0		OVERALL		0- 0		0- 1		9- 10	
6- 3	0- 0	0- 0		HOME		0- 0		0- 0		6- 3	
3- 8	0- 0	0- 0		AWAY		0- 0		0- 1		3- 7	
0- 0	0- 0	0- 0		NEUTRAL		0- 0		0- 0		0- 0	
7- 4	0- 0	0- 0		NON-CONFERENCE		0- 0		0- 1		7- 3	
5- 1	0- 0	0- 0		HOME		0- 0		0- 0		5- 1	
2- 3	0- 0	0- 0		AWAY		0- 0		0- 1		2- 2	
0- 0	0- 0	0- 0		NEUTRAL		0- 0		0- 0		0- 0	
2- 7	0- 0	0- 0		CONFERENCE		0- 0		0- 0		2- 7	
1- 2	0- 0	0- 0		HOME		0- 0		0- 0		1- 2	
1- 5	0- 0	0- 0		AWAY		0- 0		0- 0		1- 5	
0- 0	0- 0	0- 0		NEUTRAL		0- 0		0- 0		0- 0	
RPI S	Opponent	Score	RPI S	Opponent	Score	RPI S	Opponent	Score	RPI S	Opponent	Score
									110 A Rutgers	0	3
									155 A Army	0	3
									198 A American	0	3
									215 A Colgate	0	3
									215 H Colgate	0	3
									219 H Lehigh	0	3
									249 A Manhattan	0	3
									262 A Fordham	1	3
									268 A Navy	2	3
									282 H Coppin St.	2	3
									287 A La Salle	3	2
									290 A Bucknell	2	3
									290 H Bucknell	3	1
									291 H Rider	3	1
									309 H Fairleigh Dickinson	3	2
									311 H Delaware St.	3	1
									319 A Holy Cross	3	1
									323 A St. Francis (NY)	3	2
									323 H St. Francis (NY)	3	2
									326 H Saint Peter's	3	1
LAST 10 GAMES											
			290 A Bucknell	2	3		268 A Navy	2	3		
			215 A Colgate	0	3		198 A American	0	3		
			155 A Army	0	3		215 H Colgate	0	3		
			319 A Holy Cross	3	1		290 H Bucknell	3	1		
			219 H Lehigh	0	3		249 A Manhattan	0	3		

Non-Div. I Games:

Lafayette

Average RPI Win: 296		WON-LOST RECORD	WINNING PCT. RANK		LAST 10 GAMES	STRENGTH OF SCHEDULE	OPP. STRENGTH OF SCHEDULE	TEAM RPI	ADJ RPI		CONF. RPI	ADJ CONF. RPI
Average RPI Loss: 210												
DIV. I ONLY		7- 15	.31818	268	3- 7	260	304	283	.35871	289	27	29
DIV. I NON-CONF.		4- 6	.4	215	0- 0	299	318	277	.38472	278	30	30
TOTALS		RPI 1-25	RPI 26-50		W-L RECORDS	RPI 51-100		RPI 101-150		RPI 150+		
7- 15	0- 0		0- 0		OVERALL	0- 0		0- 1		7- 14		
3- 6	0- 0		0- 0		HOME	0- 0		0- 0		3- 6		
2- 7	0- 0		0- 0		AWAY	0- 0		0- 0		2- 7		
2- 2	0- 0		0- 0		NEUTRAL	0- 0		0- 1		2- 1		
4- 6	0- 0		0- 0		NON-CONFERENCE	0- 0		0- 1		4- 5		
2- 2	0- 0		0- 0		HOME	0- 0		0- 0		2- 2		
0- 2	0- 0		0- 0		AWAY	0- 0		0- 0		0- 2		
2- 2	0- 0		0- 0		NEUTRAL	0- 0		0- 1		2- 1		
3- 9	0- 0		0- 0		CONFERENCE	0- 0		0- 0		3- 9		
1- 4	0- 0		0- 0		HOME	0- 0		0- 0		1- 4		
2- 5	0- 0		0- 0		AWAY	0- 0		0- 0		2- 5		
0- 0	0- 0		0- 0		NEUTRAL	0- 0		0- 0		0- 0		
RPI S	Opponent	Score	RPI S	Opponent	Score	RPI S	Opponent	Score	RPI S	Opponent	Score	
									124 N	Northwestern St.	1	3
									155 H	Army	0	3
									187 A	Siena	2	3
									199 A	Fairfield	0	3
									199 H	Fairfield	0	3
									200 A	Hofstra	0	3
									202 A	Niagara	0	3
									202 H	Niagara	0	3
									208 A	Texas-Arlington	0	3
									211 A	Canisius	1	3
									211 H	Canisius	1	3
									236 H	Loyola Maryland	2	3
									249 A	Manhattan	1	3
									256 A	Iona	3	2
									262 H	Fordham	3	1
									278 N	Southern Miss.	0	3
									283 H	NJIT	1	3
									291 H	Rider	3	1
									299 H	Hartford	3	1
									309 N	Fairleigh Dickinson	3	0
									326 A	Saint Peter's	3	2
									327 N	Providence	3	0
			LAST 10 GAMES									
			211 A	Canisius	1 3	256 A	Iona	3 2				
			202 A	Niagara	0 3	187 A	Siena	2 3				
			236 H	Loyola Maryland	2 3	199 H	Fairfield	0 3				
			291 H	Rider	3 1	326 A	Saint Peter's	3 2				
			199 A	Fairfield	0 3	249 A	Manhattan	1 3				

Non-Div. I Games:

Marist

Average RPI Win: 275		WON-LOST	WINNING	LAST 10	STRENGTH OF		OPP. STRENGTH	TEAM	ADJ	CONF.	ADJ CONF.					
Average RPI Loss: 210		RECORD	PCT. RANK	GAMES	SCHEDULE		OF SCHEDULE	RPI	RPI	RPI	RPI					
DIV. I ONLY		8- 16	.33333	259	277		291	284	.35567	290	28	27				
DIV. I NON-CONF.		6- 9	.4	215	273		284	263	.39953	267	26	25				
<hr/>																
TOTALS		RPI 1-25		RPI 26-50		W-L RECORDS		RPI 51-100		RPI 101-150		RPI 150+				
8- 16		0- 0		0- 1		OVERALL		0- 1		0- 1		8- 13				
4- 4		0- 0		0- 0		HOME		0- 0		0- 0		4- 4				
2- 8		0- 0		0- 1		AWAY		0- 1		0- 0		2- 6				
2- 4		0- 0		0- 0		NEUTRAL		0- 0		0- 1		2- 3				
6- 9		0- 0		0- 1		NON-CONFERENCE		0- 1		0- 1		6- 6				
2- 1		0- 0		0- 0		HOME		0- 0		0- 0		2- 1				
2- 4		0- 0		0- 1		AWAY		0- 1		0- 0		2- 2				
2- 4		0- 0		0- 0		NEUTRAL		0- 0		0- 1		2- 3				
2- 7		0- 0		0- 0		CONFERENCE		0- 0		0- 0		2- 7				
2- 3		0- 0		0- 0		HOME		0- 0		0- 0		2- 3				
0- 4		0- 0		0- 0		AWAY		0- 0		0- 0		0- 4				
0- 0		0- 0		0- 0		NEUTRAL		0- 0		0- 0		0- 0				
RPI S	Opponent	Score		RPI S	Opponent	Score		RPI S	Opponent	Score		RPI S	Opponent	Score		
				29 A	Pepperdine	0	3	100 A	Duquesne	0	3	145 N	Loyola Chicago	0	3	
												155 A	Army	0	3	
												184 A	CSU Bakersfield	0	3	
												198 H	American	1	3	
												202 N	Niagara	0	3	
												215 H	Colgate	1	3	
												219 A	Lehigh	1	3	
												219 H	Lehigh	3	2	
												236 N	Loyola Maryland	3	1	
												249 N	Manhattan	3	1	
												259 N	Stony Brook	2	3	
												260 N	Cornell	2	3	
												262 A	Fordham	0	3	
												262 H	Fordham	0	3	
												268 H	Navy	0	3	
												275 A	Robert Morris	3	1	
												287 A	La Salle	3	1	
												288 A	Lafayette	1	3	
												288 H	Lafayette	3	2	
												319 A	Holy Cross	1	3	
												322 H	Quinnipiac	3	0	
												327 H	Providence	3	0	
				LAST 10 GAMES												
				288 H	Lafayette	3	2	184 A	CSU Bakersfield	0	3					
				219 H	Lehigh	3	2	215 H	Colgate	1	3					
				268 H	Navy	0	3	319 A	Holy Cross	1	3					
				198 H	American	1	3	155 A	Army	0	3					
				29 A	Pepperdine	0	3	219 A	Lehigh	1	3					

Non-Div. I Games:

Bucknell

Loss, Non-Conf,S Site, H Home, A Away, N Neutral Page 291

Average RPI Win: 295		WON-LOST	WINNING	LAST 10	STRENGTH OF		OPP. STRENGTH	TEAM	ADJ	CONF.	ADJ CONF.
Average RPI Loss: 191		RECORD	PCT. RANK	GAMES	SCHEDULE		OF SCHEDULE	RPI	RPI	RPI	RPI
DIV. I ONLY		8- 17	.32	266	4- 6		294	282	292	.35131	292
DIV. I NON-CONF.		5- 12	.29412	259	1- 1		302	276	298	.35593	295
TOTALS		RPI 1-25	RPI 26-50		W-L RECORDS		RPI 51-100		RPI 101-150		RPI 150+
8- 17	0- 0	0- 0		OVERALL		0- 2		0- 5		8- 10	
4- 7	0- 0	0- 0		HOME		0- 0		0- 2		4- 5	
1- 7	0- 0	0- 0		AWAY		0- 0		0- 2		1- 5	
3- 3	0- 0	0- 0		NEUTRAL		0- 2		0- 1		3- 0	
5- 12	0- 0	0- 0		NON-CONFERENCE		0- 2		0- 4		5- 6	
2- 4	0- 0	0- 0		HOME		0- 0		0- 1		2- 3	
0- 5	0- 0	0- 0		AWAY		0- 0		0- 2		0- 3	
3- 3	0- 0	0- 0		NEUTRAL		0- 2		0- 1		3- 0	
3- 5	0- 0	0- 0		CONFERENCE		0- 0		0- 1		3- 4	
2- 3	0- 0	0- 0		HOME		0- 0		0- 1		2- 2	
1- 2	0- 0	0- 0		AWAY		0- 0		0- 0		1- 2	
0- 0	0- 0	0- 0		NEUTRAL		0- 0		0- 0		0- 0	
RPI S	Opponent	Score	RPI S	Opponent	Score	RPI S	Opponent	Score	RPI S	Opponent	Score
						60 N	VCU	1 3	113 N	Alabama	0 3
						99 N	Illinois St.	0 3	115 A	Samford	0 3
									123 A	Ball St.	0 3
									133 H	UMKC	2 3
									141 H	Liberty	0 3
									206 H	Wofford	1 3
									213 A	Presbyterian	0 3
									228 A	Elon	0 3
									229 H	Charlotte	2 3
									240 A	Davidson	0 3
									244 H	Coastal Caro.	0 3
									250 A	Western Caro.	0 3
									254 A	Winthrop	0 3
									257 H	USC Upstate	3 1
									273 A	UNC Asheville	3 1
									273 H	UNC Asheville	3 1
									279 H	Radford	3 1
									285 H	Charleston So.	0 3
									306 N	Tennessee Tech	3 1
									311 H	Delaware St.	2 3
									312 N	N.C. Central	3 1
									328 H	N.C. A&T	3 0
									330 N	Alcorn	3 0
LAST 10 GAMES											
						285 H	Charleston So.	0 3	279 H	Radford	3 1
						244 H	Coastal Caro.	0 3	141 H	Liberty	0 3
						273 A	UNC Asheville	3 1	257 H	USC Upstate	3 1
						254 A	Winthrop	0 3	273 H	UNC Asheville	3 1
						213 A	Presbyterian	0 3	250 A	Western Caro.	0 3

Non-Div. I Games:

Gardner-Webb

Average RPI Win:	314	WON-LOST RECORD	WINNING PCT. RANK	LAST 10 GAMES	STRENGTH OF SCHEDULE	OPP. STRENGTH OF SCHEDULE	TEAM RPI	ADJ RPI	CONF. RPI	ADJ CONF. RPI		
DIV. I ONLY		8- 11	.42105	212	5- 4	321	325	299	.34732	293	33	33
DIV. I NON-CONF.		1- 7	.125	303	0- 1	191	237	291	.36739	287	33	33
<hr/>												
TOTALS	RPI 1-25	RPI 26-50			W-L RECORDS	RPI 51-100		RPI 101-150		RPI 150+		
8- 11	0- 0	0- 0			OVERALL	0- 2		0- 1		8- 8		
4- 2	0- 0	0- 0			HOME	0- 0		0- 0		4- 2		
1- 5	0- 0	0- 0			AWAY	0- 1		0- 1		1- 3		
3- 4	0- 0	0- 0			NEUTRAL	0- 1		0- 0		3- 3		
<hr/>												
1- 7	0- 0	0- 0			NON-CONFERENCE	0- 2		0- 1		1- 4		
1- 1	0- 0	0- 0			HOME	0- 0		0- 0		1- 1		
0- 3	0- 0	0- 0			AWAY	0- 1		0- 1		0- 1		
0- 3	0- 0	0- 0			NEUTRAL	0- 1		0- 0		0- 2		
<hr/>												
7- 4	0- 0	0- 0			CONFERENCE	0- 0		0- 0		7- 4		
3- 1	0- 0	0- 0			HOME	0- 0		0- 0		3- 1		
1- 2	0- 0	0- 0			AWAY	0- 0		0- 0		1- 2		
3- 1	0- 0	0- 0			NEUTRAL	0- 0		0- 0		3- 1		
<hr/>												
RPI	S	Opponent	Score	RPI	S	Opponent	Score	RPI	S	Opponent	Score	
				76 A UNLV 0 3				105 A Sam Houston St. 0 3				
				81 N Colorado 0 3				160 N Gonzaga 0 3				
								196 N La.-Lafayette 0 3				
								267 A Tex.-Pan American 0 3				
								267 H Tex.-Pan American 1 3				
								301 H New Orleans 3 2				
								302 A Prairie View 1 3				
								302 H Prairie View 2 3				
								302 H Prairie View 3 2				
								302 N Prairie View 3 2				
								313 A Ark.-Pine Bluff 0 3				
								313 N Ark.-Pine Bluff 3 1				
								318 N Alabama St. 1 3				
								320 H Mississippi Val. 3 1				
								320 N Mississippi Val. 3 1				
								324 A Southern U. 3 1				
								329 H Grambling 3 0				
				<hr/>								
				LAST 10 GAMES								
302 A Prairie View 1 3				324 A Southern U. 3 1								
302 H Prairie View 3 2				267 H Tex.-Pan American 1 3								
318 N Alabama St. 1 3				313 A Ark.-Pine Bluff 0 3								
313 N Ark.-Pine Bluff 3 1				329 H Grambling 3 0								
320 N Mississippi Val. 3 1				267 A Tex.-Pan American 0 3								

Non-Div. I Games: Dillard 3 0 Texas-Brownsville 0 3 Huston-Tillotson 3 0

Texas Southern

Average RPI Win:	303	WON-LOST RECORD	WINNING PCT. RANK	LAST 10 GAMES	STRENGTH OF SCHEDULE	OPP. STRENGTH OF SCHEDULE	TEAM RPI	ADJ RPI	CONF. RPI	ADJ CONF. RPI					
DIV. I ONLY		6- 11	.35294	246	4- 6	323	292	302	.34628	294	32	32			
DIV. I NON-CONF.		2- 8	.2	284	0- 3	244	232	285	.37317	285	32	32			
<hr/>															
TOTALS	RPI 1-25	RPI 26-50		W-L RECORDS		RPI 51-100		RPI 101-150		RPI 150+					
6- 11	0- 0	0- 0		OVERALL		0- 3		0- 1		6- 7					
1- 2	0- 0	0- 0		HOME		0- 0		0- 0		1- 2					
3- 5	0- 0	0- 0		AWAY		0- 2		0- 0		3- 2					
2- 4	0- 0	0- 0		NEUTRAL		0- 1		0- 1		2- 2					
<hr/>															
2- 8	0- 0	0- 0		NON-CONFERENCE		0- 3		0- 1		2- 4					
0- 1	0- 0	0- 0		HOME		0- 0		0- 0		0- 1					
0- 4	0- 0	0- 0		AWAY		0- 2		0- 0		0- 2					
2- 3	0- 0	0- 0		NEUTRAL		0- 1		0- 1		2- 1					
<hr/>															
4- 3	0- 0	0- 0		CONFERENCE		0- 0		0- 0		4- 3					
1- 1	0- 0	0- 0		HOME		0- 0		0- 0		1- 1					
3- 1	0- 0	0- 0		AWAY		0- 0		0- 0		3- 1					
0- 1	0- 0	0- 0		NEUTRAL		0- 0		0- 0		0- 1					
<hr/>															
RPI	S	Opponent	Score	RPI	S	Opponent	Score	RPI	S	Opponent	Score				
				67 A Clemson				0	3	144 N Texas St.				0	3
				86 A Col. of Charleston				0	3	212 A UNC Greensboro				0	3
				95 N Xavier				0	3	231 A Florida A&M				0	3
										241 A Lamar				0	3
										244 N Coastal Caro.				3	2
										267 N Tex.-Pan American				2	3
										274 N Hampton				1	3
										296 A Norfolk St.				3	1
										307 N Louisiana Tech				3	1
										308 H Campbell				1	3
										312 H N.C. Central				0	3
										317 A Bethune-Cookman				3	2
										325 A Savannah St.				3	1
										328 H N.C. A&T				3	1
				<hr/>											
				LAST 10 GAMES											
				86 A Col. of Charleston				0	3	231 A Florida A&M				0	3
				312 H N.C. Central				0	3	317 A Bethune-Cookman				3	2
				328 H N.C. A&T				3	1	267 N Tex.-Pan American				2	3
				212 A UNC Greensboro				0	3	296 A Norfolk St.				3	1
				325 A Savannah St.				3	1	274 N Hampton				1	3

Non-Div. I Games:

South Carolina St.

Average RPI Win:	323	WON-LOST RECORD	WINNING PCT. RANK	LAST 10 GAMES	STRENGTH OF SCHEDULE	OPP. STRENGTH OF SCHEDULE	TEAM RPI	ADJ RPI	CONF. RPI	ADJ CONF. RPI							
Average RPI Loss:	167																
DIV. I ONLY	3- 17	.15	306	3- 6	202	286	296	.34581	295	33	33						
DIV. I NON-CONF.	0- 16	0	317	0- 5	123	201	300	.34254	303	33	33						
<hr/>																	
TOTALS	RPI 1-25	RPI 26-50		W-L RECORDS	RPI 51-100		RPI 101-150		RPI 150+								
3- 17	0- 0	0- 0		OVERALL	0- 5		0- 2		3- 10								
3- 0	0- 0	0- 0		HOME	0- 0		0- 0		3- 0								
0- 9	0- 0	0- 0		AWAY	0- 2		0- 1		0- 6								
0- 8	0- 0	0- 0		NEUTRAL	0- 3		0- 1		0- 4								
<hr/>																	
0- 16	0- 0	0- 0		NON-CONFERENCE	0- 5		0- 2		0- 9								
0- 0	0- 0	0- 0		HOME	0- 0		0- 0		0- 0								
0- 8	0- 0	0- 0		AWAY	0- 2		0- 1		0- 5								
0- 8	0- 0	0- 0		NEUTRAL	0- 3		0- 1		0- 4								
<hr/>																	
3- 1	0- 0	0- 0		CONFERENCE	0- 0		0- 0		3- 1								
3- 0	0- 0	0- 0		HOME	0- 0		0- 0		3- 0								
0- 1	0- 0	0- 0		AWAY	0- 0		0- 0		0- 1								
0- 0	0- 0	0- 0		NEUTRAL	0- 0		0- 0		0- 0								
<hr/>																	
RPI S	Opponent	Score	RPI S	Opponent	Score	RPI S	Opponent	Score	RPI S	Opponent	Score						
						63 N	TCU	0 3	113 A	Alabama	0 3						
						78 A	Ole Miss	0 3	139 N	North Dakota	0 3						
						83 N	Northern Colo.	0 3	165 N	Northern Ky.	0 3						
						85 A	Morehead St.	0 3	174 A	UAB	0 3						
						96 N	Rice	0 3	179 N	Ill.-Chicago	1 3						
									196 N	La.-Lafayette	0 3						
									209 N	Evansville	0 3						
									217 A	Belmont	0 3						
									247 A	Memphis	0 3						
									258 A	Chattanooga	1 3						
									266 A	UT Martin	1 3						
									277 A	Jackson St.	1 3						
									318 H	Alabama St.	3 1						
									320 H	Mississippi Val.	3 0						
									330 H	Alcorn	3 0						
						<hr/>											
									LAST 10 GAMES								
									277 A Jackson St.			1 3	266 A UT Martin			1 3	
			174 A UAB			0 3	247 A Memphis			0 3							
			320 H Mississippi Val.			3 0	179 N Ill.-Chicago			1 3							
			318 H Alabama St.			3 1	196 N La.-Lafayette			0 3							
			330 H Alcorn			3 0	96 N Rice			0 3							

Non-Div. I Games: Ala.-Huntsville 3 0 Albany St. (GA) 3 2

Alabama A&M

Average RPI Win:	291	WON-LOST	WINNING	LAST 10	STRENGTH OF	OPP. STRENGTH	TEAM	ADJ	CONF.	ADJ CONF.				
Average RPI Loss:	205	RECORD	PCT. RANK	GAMES	SCHEDULE	OF SCHEDULE	RPI	RPI	RPI	RPI				
DIV. I ONLY	9- 18	.33333	259	7- 3	293	298	291	.34338	296	32	32			
DIV. I NON-CONF.	3- 14	.17647	294	1- 1	259	250	302	.34055	306	32	32			
<hr/>														
TOTALS	RPI 1-25	RPI 26-50		W-L RECORDS		RPI 51-100		RPI 101-150		RPI 150+				
9- 18	0- 0	0- 0		OVERALL		0- 3		0- 3		9- 12				
3- 7	0- 0	0- 0		HOME		0- 1		0- 1		3- 5				
5- 6	0- 0	0- 0		AWAY		0- 2		0- 1		5- 3				
1- 5	0- 0	0- 0		NEUTRAL		0- 0		0- 1		1- 4				
<hr/>														
3- 14	0- 0	0- 0		NON-CONFERENCE		0- 3		0- 2		3- 9				
1- 5	0- 0	0- 0		HOME		0- 1		0- 1		1- 3				
1- 4	0- 0	0- 0		AWAY		0- 2		0- 0		1- 2				
1- 5	0- 0	0- 0		NEUTRAL		0- 0		0- 1		1- 4				
<hr/>														
6- 4	0- 0	0- 0		CONFERENCE		0- 0		0- 1		6- 3				
2- 2	0- 0	0- 0		HOME		0- 0		0- 0		2- 2				
4- 2	0- 0	0- 0		AWAY		0- 0		0- 1		4- 1				
0- 0	0- 0	0- 0		NEUTRAL		0- 0		0- 0		0- 0				
<hr/>														
RPI S	Opponent	Score	RPI S	Opponent	Score	RPI S	Opponent	Score	RPI S	Opponent	Score			
						60 H	VCU	0 3	110 H	Rutgers	0 3			
						81 A	Colorado	0 3	125 N	Washington St.	0 3			
						100 A	Duquesne	0 3	149 A	UMES	1 3			
									164 A	Air Force	0 3			
									184 N	CSU Bakersfield	0 3			
									220 H	William & Mary	3 1			
									230 N	Neb. Omaha	1 3			
												236 N	Loyola Maryland	0 3
												243 H	UNC Wilmington	0 3
												267 H	Tex.-Pan American	0 3
268 A	Navy	3 1												
274 A	Hampton	3 0												
274 H	Hampton	3 0												
274 H	Hampton	2 3												
275 A	Robert Morris	1 3												
282 A	Coppin St.	0 3												
294 H	South Carolina St.	1 3												
						299 N	Hartford	1 3						
						300 A	Morgan St.	3 0						
						311 A	Delaware St.	3 1						
						316 H	Stetson	2 3						
						321 H	Howard	3 2						
						327 N	Providence	3 1						
						328 A	N.C. A&T	3 2						
						LAST 10 GAMES								
						274 A	Hampton	3 0	60 H	VCU	0 3	327 N	Providence	3 1
						274 H	Hampton	3 0	321 H	Howard	3 2	328 A	N.C. A&T	3 2
328 A	N.C. A&T	3 2	220 H	William & Mary	3 1									
149 A	UMES	1 3	300 A	Morgan St.	3 0									
311 A	Delaware St.	3 1	282 A	Coppin St.	0 3									

Non-Div. I Games:

Norfolk St.

Average RPI Win: 321		WON-LOST RECORD		WINNING PCT. RANK		LAST 10 GAMES		STRENGTH OF SCHEDULE		OPP. STRENGTH OF SCHEDULE		TEAM RPI		ADJ RPI		CONF. RPI		ADJ CONF. RPI	
DIV. I ONLY		2- 24		.07692 319		1- 9		137		250		294		.34301 297		17		18	
DIV. I NON-CONF.		2- 15		.11765 305		1- 0		169		258		290		.35835 293		20		20	
TOTALS		RPI 1-25		RPI 26-50		W-L RECORDS		RPI 51-100		RPI 101-150		RPI 150+							
2- 24		0- 0		0- 0		OVERALL		0- 2		0- 10		2- 12							
1- 7		0- 0		0- 0		HOME		0- 1		0- 2		1- 4							
0- 9		0- 0		0- 0		AWAY		0- 1		0- 3		0- 5							
1- 8		0- 0		0- 0		NEUTRAL		0- 0		0- 5		1- 3							
2- 15		0- 0		0- 0		NON-CONFERENCE		0- 1		0- 7		2- 7							
1- 2		0- 0		0- 0		HOME		0- 0		0- 0		1- 2							
0- 5		0- 0		0- 0		AWAY		0- 1		0- 2		0- 2							
1- 8		0- 0		0- 0		NEUTRAL		0- 0		0- 5		1- 3							
0- 9		0- 0		0- 0		CONFERENCE		0- 1		0- 3		0- 5							
0- 5		0- 0		0- 0		HOME		0- 1		0- 2		0- 2							
0- 4		0- 0		0- 0		AWAY		0- 0		0- 1		0- 3							
0- 0		0- 0		0- 0		NEUTRAL		0- 0		0- 0		0- 0							
RPI	S	Opponent		Score	RPI	S	Opponent		Score	RPI	S	Opponent		Score					
							56 A	IPFW	0 3			102 N	Wyoming	0 3					
							98 H	Cleveland St.	0 3			119 N	IUPUI	0 3					
												122 N	Pittsburgh	0 3					
												123 A	Ball St.	0 3					
												131 H	Valparaiso	2 3					
												140 A	Marshall	0 3					
												145 A	Loyola Chicago	1 3					
												145 H	Loyola Chicago	2 3					
												149 N	UMES	2 3					
												150 N	Troy	2 3					
												165 H	Northern Ky.	0 3					
												169 H	Butler	0 3					
												177 A	Green Bay	0 3					
												179 A	Ill.-Chicago	1 3					
												179 H	Ill.-Chicago	0 3					
												183 A	West Virginia	0 3					
												201 A	Milwaukee	1 3					
												207 H	Youngstown St.	0 3					
												224 N	Miami (OH)	0 3					
												232 N	DePaul	0 3					
												266 A	UT Martin	1 3					
												279 N	Radford	0 3					
												315 H	Chicago St.	3 1					
												326 N	Saint Peter's	3 1					
LAST 10 GAMES																			
							145 H	Loyola Chicago	2 3			207 H	Youngstown St.	0 3					
							179 H	Ill.-Chicago	0 3			131 H	Valparaiso	2 3					
							177 A	Green Bay	0 3			179 A	Ill.-Chicago	1 3					
							201 A	Milwaukee	1 3			145 A	Loyola Chicago	1 3					
							98 H	Cleveland St.	0 3			315 H	Chicago St.	3 1					

Non-Div. I Games:

Wright St.

Average RPI Win: 289		WON-LOST	WINNING	LAST 10	STRENGTH OF		OPP. STRENGTH	TEAM	ADJ	CONF.	ADJ CONF.
Average RPI Loss: 181		RECORD	PCT. RANK	GAMES	SCHEDULE		OF SCHEDULE	RPI	RPI	RPI	RPI
DIV. I ONLY		4- 16	.2	297	1- 9		258	240	295	.34244	298
DIV. I NON-CONF.		2- 8	.2	284	0- 1		153	229	269	.39981	266
TOTALS		RPI 1-25	RPI 26-50		W-L RECORDS		RPI 51-100		RPI 101-150		RPI 150+
4- 16	0- 0	0- 0		OVERALL		0- 5		0- 0		4- 11	
2- 4	0- 0	0- 0		HOME		0- 1		0- 0		2- 3	
1- 8	0- 0	0- 0		AWAY		0- 2		0- 0		1- 6	
1- 4	0- 0	0- 0		NEUTRAL		0- 2		0- 0		1- 2	
2- 8	0- 0	0- 0		NON-CONFERENCE		0- 4		0- 0		2- 4	
0- 1	0- 0	0- 0		HOME		0- 1		0- 0		0- 0	
1- 3	0- 0	0- 0		AWAY		0- 1		0- 0		1- 2	
1- 4	0- 0	0- 0		NEUTRAL		0- 2		0- 0		1- 2	
2- 8	0- 0	0- 0		CONFERENCE		0- 1		0- 0		2- 7	
2- 3	0- 0	0- 0		HOME		0- 0		0- 0		2- 3	
0- 5	0- 0	0- 0		AWAY		0- 1		0- 0		0- 4	
0- 0	0- 0	0- 0		NEUTRAL		0- 0		0- 0		0- 0	
RPI S	Opponent	Score	RPI S	Opponent	Score	RPI S	Opponent	Score	RPI S	Opponent	Score
						56 A	IPFW	0 3	163 A	Southeast Mo. St.	0 3
						77 H	Southern Ill.	2 3	183 A	West Virginia	2 3
						85 A	Morehead St.	0 3	191 N	Kent St.	0 3
						98 N	Cleveland St.	1 3	209 A	Evansville	0 3
						98 N	Cleveland St.	0 3	216 H	Jacksonville St.	0 3
									218 H	Austin Peay	1 3
									251 A	Eastern Ill.	0 3
									251 H	Eastern Ill.	1 3
									265 A	SIU Edwardsville	0 3
									265 H	SIU Edwardsville	3 1
									266 A	UT Martin	1 3
									276 N	Saint Francis (PA)	2 3
									279 A	Radford	3 0
									305 N	Citadel	3 0
									306 H	Tennessee Tech	3 0
LAST 10 GAMES											
						265 A	SIU Edwardsville	0 3	266 A	UT Martin	1 3
						251 A	Eastern Ill.	0 3	77 H	Southern Ill.	2 3
						251 H	Eastern Ill.	1 3	85 A	Morehead St.	0 3
						265 H	SIU Edwardsville	3 1	218 H	Austin Peay	1 3
						163 A	Southeast Mo. St.	0 3	216 H	Jacksonville St.	0 3

Non-Div. I Games:

Murray St.

Average RPI Win: 291		WON-LOST	WINNING	LAST 10	STRENGTH OF		OPP. STRENGTH	TEAM	ADJ	CONF.	ADJ CONF.							
Average RPI Loss: 211		RECORD	PCT. RANK	GAMES	SCHEDULE		OF SCHEDULE	RPI	RPI	RPI	RPI							
DIV. I ONLY		8- 15	.34783	250	4- 6		312	279	297	.34069	299	30	30					
DIV. I NON-CONF.		6- 10	.375	231	2- 1		307	290	283	.36334	288	28	28					
<hr/>																		
TOTALS		RPI 1-25		RPI 26-50		W-L RECORDS		RPI 51-100		RPI 101-150		RPI 150+						
8- 15		0- 0		0- 0		OVERALL		0- 1		0- 3		8- 11						
3- 5		0- 0		0- 0		HOME		0- 0		0- 2		3- 3						
1- 6		0- 0		0- 0		AWAY		0- 0		0- 1		1- 5						
4- 4		0- 0		0- 0		NEUTRAL		0- 1		0- 0		4- 3						
6- 10		0- 0		0- 0		NON-CONFERENCE		0- 1		0- 1		6- 8						
1- 2		0- 0		0- 0		HOME		0- 0		0- 1		1- 1						
1- 4		0- 0		0- 0		AWAY		0- 0		0- 0		1- 4						
4- 4		0- 0		0- 0		NEUTRAL		0- 1		0- 0		4- 3						
2- 5		0- 0		0- 0		CONFERENCE		0- 0		0- 2		2- 3						
2- 3		0- 0		0- 0		HOME		0- 0		0- 1		2- 2						
0- 2		0- 0		0- 0		AWAY		0- 0		0- 1		0- 1						
0- 0		0- 0		0- 0		NEUTRAL		0- 0		0- 0		0- 0						
RPI	S	Opponent	Score	RPI	S	Opponent	Score	RPI	S	Opponent	Score	RPI	S	Opponent	Score			
								93	N	Seton Hall	0	3		129	A	Albany (NY)	1	3
														129	H	Albany (NY)	1	3
														134	H	Connecticut	1	3
														203	N	Syracuse	0	3
														211	N	Canisius	0	3
														225	A	Rhode Island	0	3
														226	H	New Hampshire	3	2
														230	N	Neb. Omaha	0	3
														235	A	Buffalo	0	3
														239	H	UMBC	0	3
														255	H	Central Conn. St.	1	3
														259	A	Stony Brook	1	3
														262	N	Fordham	3	2
														268	A	Navy	2	3
														269	H	Binghamton	0	3
														283	N	NJIT	3	1
														289	A	Marist	1	3
														296	N	Norfolk St.	3	1
														304	N	Dartmouth	3	1
														310	H	Bryant	3	2
														319	A	Holy Cross	3	2
														327	H	Providence	3	0
LAST 10 GAMES																		

Non-Div. I Games:

Hartford

Average RPI Win: 305		WON-LOST	WINNING	LAST 10	STRENGTH OF		OPP. STRENGTH	TEAM	ADJ	CONF.	ADJ CONF.
Average RPI Loss: 197		RECORD	PCT. RANK	GAMES	SCHEDULE		OF SCHEDULE	RPI	RPI	RPI	RPI
DIV. I ONLY		3- 17	.15	306	3- 7		191	299	298	.33367	300
DIV. I NON-CONF.		0- 13	0	317	0- 3		117	260	303	.33953	307
TOTALS		RPI 1-25	RPI 26-50		W-L RECORDS		RPI 51-100		RPI 101-150		RPI 150+
3- 17	0- 0	0- 1		OVERALL		0- 2		0- 2		3- 12	
1- 7	0- 0	0- 0		HOME		0- 1		0- 1		1- 5	
2- 5	0- 0	0- 0		AWAY		0- 1		0- 1		2- 3	
0- 5	0- 0	0- 1		NEUTRAL		0- 0		0- 0		0- 4	
0- 13	0- 0	0- 1		NON-CONFERENCE		0- 2		0- 1		0- 9	
0- 4	0- 0	0- 0		HOME		0- 1		0- 1		0- 2	
0- 4	0- 0	0- 0		AWAY		0- 1		0- 0		0- 3	
0- 5	0- 0	0- 1		NEUTRAL		0- 0		0- 0		0- 4	
3- 4	0- 0	0- 0		CONFERENCE		0- 0		0- 1		3- 3	
1- 3	0- 0	0- 0		HOME		0- 0		0- 0		1- 3	
2- 1	0- 0	0- 0		AWAY		0- 0		0- 1		2- 0	
0- 0	0- 0	0- 0		NEUTRAL		0- 0		0- 0		0- 0	
RPI S	Opponent	Score	RPI S	Opponent	Score	RPI S	Opponent	Score	RPI S	Opponent	Score
			31 N	St. Mary's (CA)	0 3	79 H	Towson	0 3	118 H	St. John's (NY)	0 3
						93 A	Seton Hall	0 3	149 A	UMES	0 3
									158 A	Delaware	0 3
									172 N	Boise St.	0 3
									192 A	Sacramento St.	1 3
									198 H	American	1 3
									236 A	Loyola Maryland	0 3
									239 H	UMBC	0 3
									259 N	Stony Brook	0 3
									274 H	Hampton	0 3
									282 A	Coppin St.	3 1
									282 H	Coppin St.	1 3
									285 N	Charleston So.	0 3
									291 N	Rider	1 3
									296 H	Norfolk St.	0 3
									311 A	Delaware St.	3 1
									321 H	Howard	3 0
LAST 10 GAMES											
			149 A	UMES	0 3	296 H	Norfolk St.	0 3			
			282 A	Coppin St.	3 1	274 H	Hampton	0 3			
			321 H	Howard	3 0	158 A	Delaware	0 3			
			311 A	Delaware St.	3 1	282 H	Coppin St.	1 3			
			198 H	American	1 3	93 A	Seton Hall	0 3			

Non-Div. I Games:

Morgan St.

Average RPI Win:		320	WON-LOST RECORD		WINNING PCT. RANK		LAST 10 GAMES		STRENGTH OF SCHEDULE		OPP. STRENGTH OF SCHEDULE		TEAM RPI		ADJ RPI		CONF. RPI		ADJ CONF. RPI		
Average RPI Loss:		199																			
DIV. I ONLY			7- 13	.35	248	4- 6		324		315		306		.33228	301	29	28				
DIV. I NON-CONF.			7- 13	.35	243	4- 6		318		321		308		.33228	311	29	29				
TOTALS		RPI 1-25		RPI 26-50		W-L RECORDS		RPI 51-100		RPI 101-150		RPI 150+									
7- 13		0- 0		0- 0		OVERALL		0- 0		0- 3		7- 10									
3- 4		0- 0		0- 0		HOME		0- 0		0- 0		3- 4									
2- 6		0- 0		0- 0		AWAY		0- 0		0- 1		2- 5									
2- 3		0- 0		0- 0		NEUTRAL		0- 0		0- 2		2- 1									
7- 13		0- 0		0- 0		NON-CONFERENCE		0- 0		0- 3		7- 10									
3- 4		0- 0		0- 0		HOME		0- 0		0- 0		3- 4									
2- 6		0- 0		0- 0		AWAY		0- 0		0- 1		2- 5									
2- 3		0- 0		0- 0		NEUTRAL		0- 0		0- 2		2- 1									
0- 0		0- 0		0- 0		CONFERENCE		0- 0		0- 0		0- 0									
0- 0		0- 0		0- 0		HOME		0- 0		0- 0		0- 0									
0- 0		0- 0		0- 0		AWAY		0- 0		0- 0		0- 0									
0- 0		0- 0		0- 0		NEUTRAL		0- 0		0- 0		0- 0									
RPI	S	Opponent		Score		RPI	S	Opponent		Score		RPI	S	Opponent		Score					
														109 A	Missouri St.	0	3				
														130 N	Northern Ill.	0	3				
														134 N	Connecticut	0	3				
														162 A	Houston Baptist	0	3				
														162 H	Houston Baptist	0	3				
														190 A	Nicholls St.	2	3				
														190 H	Nicholls St.	1	3				
														196 H	La.-Lafayette	0	3				
														230 N	Neb. Omaha	0	3				
														241 A	Lamar	0	3				
														272 H	McNeese St.	1	3				
														277 A	Jackson St.	0	3				
														293 A	Texas Southern	2	3				
														302 N	Prairie View	3	2				
														313 H	Ark.-Pine Bluff	3	0				
														320 N	Mississippi Val.	3	0				
														324 A	Southern U.	3	1				
														324 H	Southern U.	3	0				
														330 A	Alcorn	3	0				
														330 H	Alcorn	3	0				
LAST 10 GAMES																					
						196 H	La.-Lafayette	0	3			190 H	Nicholls St.	1	3						
						162 A	Houston Baptist	0	3			324 H	Southern U.	3	0						
						324 A	Southern U.	3	1			277 A	Jackson St.	0	3						
						313 H	Ark.-Pine Bluff	3	0			162 H	Houston Baptist	0	3						
						330 H	Alcorn	3	0			272 H	McNeese St.	1	3						

Non-Div. I Games:

New Orleans

Average RPI Win: 314		WON-LOST RECORD		WINNING PCT. RANK		LAST 10 GAMES		STRENGTH OF SCHEDULE		OPP. STRENGTH OF SCHEDULE		TEAM RPI		ADJ RPI		CONF. RPI		ADJ CONF. RPI									
DIV. I ONLY		7- 18		.28 282		4- 5		297		310		301		.33033 302		33		33									
DIV. I NON-CONF.		0- 14		0 317		0- 2		174		167		310		.33569 309		33		33									
TOTALS		RPI 1-25		RPI 26-50		W-L RECORDS		RPI 51-100		RPI 101-150		RPI 150+															
7- 18		0- 1		0- 0		OVERALL		0- 2		0- 3		7- 12															
2- 2		0- 0		0- 0		HOME		0- 0		0- 0		2- 2															
4- 7		0- 0		0- 0		AWAY		0- 1		0- 1		4- 3															
1- 9		0- 1		0- 0		NEUTRAL		0- 0		0- 1		1- 7															
0- 14		0- 1		0- 0		NON-CONFERENCE		0- 2		0- 3		0- 8															
0- 2		0- 0		0- 0		HOME		0- 0		0- 0		0- 2															
0- 6		0- 0		0- 0		AWAY		0- 2		0- 2		0- 2															
0- 6		0- 1		0- 0		NEUTRAL		0- 0		0- 1		0- 4															
7- 4		0- 0		0- 0		CONFERENCE		0- 0		0- 0		7- 4															
2- 0		0- 0		0- 0		HOME		0- 0		0- 0		2- 0															
4- 1		0- 0		0- 0		AWAY		0- 0		0- 0		4- 1															
1- 3		0- 0		0- 0		NEUTRAL		0- 0		0- 0		1- 3															
RPI	S	Opponent		Score		RPI	S	Opponent		Score		RPI	S	Opponent		Score											
14	N	Southern California		0	3							63	A	TCU		0	3	128	A	North Texas		0	3				
												76	A	UNLV		0	3	128	A	North Texas		0	3				
																		133	N	UMKC		0	3				
																		160	N	Gonzaga		0	3				
																		162	A	Houston Baptist		0	3				
																		162	H	Houston Baptist		1	3				
																		219	N	Lehigh		0	3				
																		241	N	Lamar		1	3				
																		272	A	McNeese St.		1	3				
																		272	H	McNeese St.		1	3				
																		277	N	Jackson St.		0	3				
																		293	A	Texas Southern		2	3				
																		293	A	Texas Southern		3	2				
																		293	H	Texas Southern		3	1				
																		293	N	Texas Southern		2	3				
																		301	N	New Orleans		2	3				
																		313	A	Ark.-Pine Bluff		3	0				
																		318	N	Alabama St.		0	3				
																		320	N	Mississippi Val.		3	1				
																		324	A	Southern U.		3	2				
																		329	A	Grambling		3	0				
																		329	H	Grambling		3	0				
						LAST 10 GAMES																					
						293 H Texas Southern						3	1	318 N Alabama St.						0	3						
						313 A Ark.-Pine Bluff						3	0	329 A Grambling						3	0						
						293 A Texas Southern						2	3	272 H McNeese St.						1	3						
						324 A Southern U.						3	2	272 A McNeese St.						1	3						
						277 N Jackson St.						0	3	329 H Grambling						3	0						

Non-Div. I Games: Huston-Tillotson 3 0 Huston-Tillotson 3 0

Prairie View

Average RPI Win:		0	WON-LOST RECORD		WINNING PCT. RANK	LAST 10 GAMES		STRENGTH OF SCHEDULE		OPP. STRENGTH OF SCHEDULE	TEAM RPI	ADJ RPI	CONF. RPI	ADJ CONF. RPI		
Average RPI Loss:		146														
DIV. I ONLY			0- 22		0	326		0- 10		190	132	308	.32478	303		
DIV. I NON-CONF.			0- 11		0	317		0- 0		263	108	319	.32286	312		
TOTALS		RPI 1-25		RPI 26-50		W-L RECORDS		RPI 51-100		RPI 101-150		RPI 150+				
0- 22		0- 0		0- 1		OVERALL		0- 6		0- 5		0- 10				
0- 5		0- 0		0- 0		HOME		0- 3		0- 1		0- 1				
0- 10		0- 0		0- 1		AWAY		0- 2		0- 2		0- 5				
0- 7		0- 0		0- 0		NEUTRAL		0- 1		0- 2		0- 4				
0- 11		0- 0		0- 1		NON-CONFERENCE		0- 1		0- 3		0- 6				
0- 0		0- 0		0- 0		HOME		0- 0		0- 0		0- 0				
0- 4		0- 0		0- 1		AWAY		0- 0		0- 1		0- 2				
0- 7		0- 0		0- 0		NEUTRAL		0- 1		0- 2		0- 4				
0- 11		0- 0		0- 0		CONFERENCE		0- 5		0- 2		0- 4				
0- 5		0- 0		0- 0		HOME		0- 3		0- 1		0- 1				
0- 6		0- 0		0- 0		AWAY		0- 2		0- 1		0- 3				
0- 0		0- 0		0- 0		NEUTRAL		0- 0		0- 0		0- 0				
RPI	S	Opponent		Score	RPI	S	Opponent		Score	RPI	S	Opponent		Score		
					37	A	Iowa St.	0	3	55	N	San Francisco	1	3		
										59	H	Northern Ariz.	1	3		
										75	A	Idaho St.	0	3		
										83	H	Northern Colo.	0	3		
										84	A	Portland St.	0	3		
										84	H	Portland St.	0	3		
												102	A	Wyoming	0	3
												112	N	Iowa	0	3
												137	A	Montana St.	2	3
												139	H	North Dakota	1	3
												148	N	South Dakota St.	1	3
												160	A	Gonzaga	0	3
												172	A	Boise St.	0	3
												192	A	Sacramento St.	0	3
												197	A	Montana	0	3
												203	N	Syracuse	0	3
												210	H	Southern Utah	2	3
												213	N	Presbyterian	0	3
												237	N	Seattle	1	3
												252	A	Weber St.	0	3
												264	N	UC Riverside	0	3
LAST 10 GAMES																
					84	A	Portland St.	0	3	59	H	Northern Ariz.	1	3		
					75	A	Idaho St.	0	3	210	H	Southern Utah	2	3		
					252	A	Weber St.	0	3	197	A	Montana	0	3		
					83	H	Northern Colo.	0	3	137	A	Montana St.	2	3		
					139	H	North Dakota	1	3	84	H	Portland St.	0	3		

Non-Div. I Games:

Eastern Wash.

Average RPI Win:	230	WON-LOST	WINNING	LAST 10	STRENGTH OF	OPP. STRENGTH	TEAM	ADJ	CONF.	ADJ CONF.	
Average RPI Loss:	202	RECORD	PCT. RANK	GAMES	SCHEDULE	OF SCHEDULE	RPI	RPI	RPI	RPI	
DIV. I ONLY	2- 16	.11111	315	1- 9	239	267	305	.3223	304	23	23
DIV. I NON-CONF.	1- 9	.1	308	0- 2	199	277	304	.34758	301	22	22
<hr/>											
TOTALS	RPI 1-25	RPI 26-50		W-L RECORDS	RPI 51-100		RPI 101-150		RPI 150+		
2- 16	0- 0	0- 1		OVERALL	0- 1		0- 1		2- 13		
1- 4	0- 0	0- 0		HOME	0- 1		0- 0		1- 3		
0- 7	0- 0	0- 0		AWAY	0- 0		0- 1		0- 6		
1- 5	0- 0	0- 1		NEUTRAL	0- 0		0- 0		1- 4		
<hr/>											
1- 9	0- 0	0- 1		NON-CONFERENCE	0- 0		0- 1		1- 7		
0- 0	0- 0	0- 0		HOME	0- 0		0- 0		0- 0		
0- 4	0- 0	0- 0		AWAY	0- 0		0- 1		0- 3		
1- 5	0- 0	0- 1		NEUTRAL	0- 0		0- 0		1- 4		
<hr/>											
1- 7	0- 0	0- 0		CONFERENCE	0- 1		0- 0		1- 6		
1- 4	0- 0	0- 0		HOME	0- 1		0- 0		1- 3		
0- 3	0- 0	0- 0		AWAY	0- 0		0- 0		0- 3		
0- 0	0- 0	0- 0		NEUTRAL	0- 0		0- 0		0- 0		
<hr/>											
RPI S	Opponent	Score	RPI S	Opponent	Score	RPI S	Opponent	Score	RPI S	Opponent	Score
			44 N	Michigan St.	0 3	90 H	Yale	1 3	134 A	Connecticut	0 3
									185 H	Penn	0 3
									188 A	Columbia	1 3
									189 H	Princeton	0 3
									199 N	Fairfield	0 3
									199 N	Fairfield	1 3
									203 N	Syracuse	1 3
									222 N	UCF	3 0
									226 A	New Hampshire	0 3
									235 A	Buffalo	2 3
									238 A	Harvard	1 3
									238 H	Harvard	3 2
									260 A	Cornell	2 3
									263 H	Brown	0 3
									280 A	Sacred Heart	0 3
									299 N	Hartford	1 3
			LAST 10 GAMES								
			238 A	Harvard	1 3	189 H	Princeton	0 3			
			260 A	Cornell	2 3	185 H	Penn	0 3			
			188 A	Columbia	1 3	226 A	New Hampshire	0 3			
			263 H	Brown	0 3	238 H	Harvard	3 2			
			90 H	Yale	1 3	299 N	Hartford	1 3			

Non-Div. I Games:

Dartmouth

Average RPI Win:	303	WON-LOST RECORD	WINNING PCT. RANK	LAST 10 GAMES	STRENGTH OF SCHEDULE	OPP. STRENGTH OF SCHEDULE	TEAM RPI	ADJ RPI	CONF. RPI	ADJ CONF. RPI	
Average RPI Loss:	190										
DIV. I ONLY	4- 22	.15385	305	2- 8	243	269	300	.31809	305	20	20
DIV. I NON-CONF.	4- 11	.26667	265	2- 0	279	293	292	.35307	298	21	21
<hr/>											
TOTALS	RPI 1-25	RPI 26-50		W-L RECORDS	RPI 51-100		RPI 101-150		RPI 150+		
4- 22	0- 0	0- 0		OVERALL	0- 5		0- 1		4- 16		
2- 5	0- 0	0- 0		HOME	0- 2		0- 1		2- 2		
1- 8	0- 0	0- 0		AWAY	0- 2		0- 0		1- 6		
1- 9	0- 0	0- 0		NEUTRAL	0- 1		0- 0		1- 8		
<hr/>											
4- 11	0- 0	0- 0		NON-CONFERENCE	0- 2		0- 0		4- 9		
2- 0	0- 0	0- 0		HOME	0- 0		0- 0		2- 0		
1- 3	0- 0	0- 0		AWAY	0- 1		0- 0		1- 2		
1- 8	0- 0	0- 0		NEUTRAL	0- 1		0- 0		1- 7		
<hr/>											
0- 11	0- 0	0- 0		CONFERENCE	0- 3		0- 1		0- 7		
0- 5	0- 0	0- 0		HOME	0- 2		0- 1		0- 2		
0- 5	0- 0	0- 0		AWAY	0- 1		0- 0		0- 4		
0- 1	0- 0	0- 0		NEUTRAL	0- 0		0- 0		0- 1		
<hr/>											
RPI S	Opponent	Score	RPI S	Opponent	Score	RPI S	Opponent	Score	RPI S	Opponent	Score
						59 N	Northern Ariz.	0 3	115 H	Samford	0 3
						76 A	UNLV	0 3	155 N	Army	0 3
						86 H	Col. of Charleston	0 3	161 N	Denver	1 3
						88 A	Ga. Southern	0 3	164 N	Air Force	0 3
						92 H	Furman	0 3	184 N	CSU Bakersfield	0 3
									206 H	Wofford	1 3
									206 N	Wofford	2 3
									212 A	UNC Greensboro	2 3
									240 A	Davidson	0 3
									243 A	UNC Wilmington	0 3
									250 A	Western Caro.	0 3
									258 H	Chattanooga	2 3
									261 A	Appalachian St.	1 3
									268 N	Navy	1 3
									276 N	Saint Francis (PA)	2 3
									279 A	Radford	2 3
									285 A	Charleston So.	3 0
									285 H	Charleston So.	3 2
									298 N	Murray St.	0 3
									316 N	Stetson	3 2
			325 H	Savannah St.	3 0						
<hr/>											
			LAST 10 GAMES								
			261 A	Appalachian St.	1 3	325 H	Savannah St.	3 0			
			250 A	Western Caro.	0 3	92 H	Furman	0 3			
			258 H	Chattanooga	2 3	206 H	Wofford	1 3			
			115 H	Samford	0 3	240 A	Davidson	0 3			
			285 H	Charleston So.	3 2	88 A	Ga. Southern	0 3			

Non-Div. I Games:

Citadel

Average RPI Win: 330		WON-LOST RECORD		WINNING PCT. RANK		LAST 10 GAMES		STRENGTH OF SCHEDULE		OPP. STRENGTH OF SCHEDULE		TEAM RPI		ADJ RPI		CONF. RPI		ADJ CONF. RPI	
Average RPI Loss: 176																			
DIV. I ONLY		2- 20		.09091 317		0- 10		230		262		307		.31794 306		24		24	
DIV. I NON-CONF.		2- 10		.16667 296		0- 0		157		257		279		.39192 271		23		23	
TOTALS		RPI 1-25		RPI 26-50		W-L RECORDS		RPI 51-100		RPI 101-150		RPI 150+							
2- 20		0- 0		0- 3		OVERALL		0- 3		0- 2		2- 12							
0- 6		0- 0		0- 0		HOME		0- 1		0- 0		0- 5							
0- 8		0- 0		0- 1		AWAY		0- 1		0- 1		0- 5							
2- 6		0- 0		0- 2		NEUTRAL		0- 1		0- 1		2- 2							
2- 10		0- 0		0- 3		NON-CONFERENCE		0- 2		0- 2		2- 3							
0- 0		0- 0		0- 0		HOME		0- 0		0- 0		0- 0							
0- 4		0- 0		0- 1		AWAY		0- 1		0- 1		0- 1							
2- 6		0- 0		0- 2		NEUTRAL		0- 1		0- 1		2- 2							
0- 10		0- 0		0- 0		CONFERENCE		0- 1		0- 0		0- 9							
0- 6		0- 0		0- 0		HOME		0- 1		0- 0		0- 5							
0- 4		0- 0		0- 0		AWAY		0- 0		0- 0		0- 4							
0- 0		0- 0		0- 0		NEUTRAL		0- 0		0- 0		0- 0							
RPI S	Opponent	Score		RPI S	Opponent	Score		RPI S	Opponent	Score		RPI S	Opponent	Score					
				30 A	Western Ky.	0	3	78 N	Ole Miss	0	3	115 A	Samford	0	3				
				33 N	Marquette	0	3	85 H	Morehead St.	1	3	119 N	IUPUI	0	3				
				38 N	Dayton	0	3	95 A	Xavier	0	3	216 H	Jacksonville St.	0	3				
												217 A	Belmont	0	3				
												217 H	Belmont	2	3				
												218 A	Austin Peay	1	3				
												227 A	Tennessee St.	0	3				
												227 H	Tennessee St.	0	3				
												242 H	Eastern Ky.	1	3				
												257 N	USC Upstate	0	3				
												258 A	Chattanooga	0	3				
												266 H	UT Martin	2	3				
												292 N	Gardner-Webb	1	3				
												298 A	Murray St.	0	3				
												330 N	Alcorn	3	0				
												330 N	Alcorn	3	0				
				LAST 10 GAMES															
				227 H	Tennessee St.	0	3	227 A	Tennessee St.	0	3								
				217 H	Belmont	2	3	266 H	UT Martin	2	3								
				85 H	Morehead St.	1	3	216 H	Jacksonville St.	0	3								
				242 H	Eastern Ky.	1	3	218 A	Austin Peay	1	3								
				217 A	Belmont	0	3	298 A	Murray St.	0	3								

Non-Div. I Games:

Tennessee Tech

Average RPI Win:	307	WON-LOST	WINNING	LAST 10	STRENGTH OF	OPP. STRENGTH	TEAM	ADJ	CONF.	ADJ CONF.				
Average RPI Loss:	184	RECORD	PCT. RANK	GAMES	SCHEDULE	OF SCHEDULE	RPI	RPI	RPI	RPI				
DIV. I ONLY	3- 20	.13043	313	0- 10	273	274	312	.31512	307	18	17			
DIV. I NON-CONF.	3- 9	.25	269	0- 0	313	320	315	.32079	313	16	16			
<hr/>														
TOTALS	RPI 1-25	RPI 26-50		W-L RECORDS	RPI 51-100		RPI 101-150		RPI 150+					
3- 20	0- 0	0- 0		OVERALL	0- 1		0- 7		3- 12					
1- 7	0- 0	0- 0		HOME	0- 0		0- 3		1- 4					
0- 8	0- 0	0- 0		AWAY	0- 0		0- 4		0- 4					
2- 5	0- 0	0- 0		NEUTRAL	0- 1		0- 0		2- 4					
<hr/>														
3- 9	0- 0	0- 0		NON-CONFERENCE	0- 1		0- 1		3- 7					
1- 0	0- 0	0- 0		HOME	0- 0		0- 0		1- 0					
0- 4	0- 0	0- 0		AWAY	0- 0		0- 1		0- 3					
2- 5	0- 0	0- 0		NEUTRAL	0- 1		0- 0		2- 4					
<hr/>														
0- 11	0- 0	0- 0		CONFERENCE	0- 0		0- 6		0- 5					
0- 7	0- 0	0- 0		HOME	0- 0		0- 3		0- 4					
0- 4	0- 0	0- 0		AWAY	0- 0		0- 3		0- 1					
0- 0	0- 0	0- 0		NEUTRAL	0- 0		0- 0		0- 0					
<hr/>														
RPI S	Opponent	Score	RPI S	Opponent	Score	RPI S	Opponent	Score	RPI S	Opponent	Score			
						74 N	Central Ark.	0 3	107 H	Utah St.	1 3			
						116 A	New Mexico St.	1 3						
						116 H	New Mexico St.	1 3						
						121 A	UTSA	0 3						
						124 A	Northwestern St.	0 3						
						127 H	Idaho	0 3						
						144 A	Texas St.	0 3						
						161 A	Denver	0 3						
						161 H	Denver	1 3						
						165 N	South Ala.	1 3						
						193 H	San Jose St.	0 3						
						208 H	Texas-Arlington	1 3						
						237 H	Seattle	2 3						
						241 A	Lamar	1 3						
						252 N	Weber St.	0 3						
						267 N	Tex.-Pan American	3 1						
						271 A	Southeastern La.	0 3						
						278 A	Southern Miss.	0 3						
						284 N	Tulane	1 3						
						294 N	South Carolina St.	1 3						
						324 N	Southern U.	3 0						
									LAST 10 GAMES			329 H	Grambling	3 0
									116 H	New Mexico St.	1 3	121 A	UTSA	0 3
									161 H	Denver	1 3	193 H	San Jose St.	0 3
									127 H	Idaho	0 3	107 H	Utah St.	1 3
237 H	Seattle	2 3	161 A	Denver	0 3									
144 A	Texas St.	0 3	116 A	New Mexico St.	1 3									

Non-Div. I Games:

Louisiana Tech

[illegible]

Non-Div. I Games:

Campbell

Average RPI Win:	315	WON-LOST RECORD	WINNING PCT. RANK	LAST 10 GAMES	STRENGTH OF SCHEDULE	OPP. STRENGTH OF SCHEDULE	TEAM RPI	ADJ RPI	CONF. RPI	ADJ CONF. RPI			
DIV. I ONLY		8- 15	.34783	250	4- 6	322	323	309	.31333	309	31	31	
DIV. I NON-CONF.		3- 9	.25	269	0- 0	316	322	317	.31874	314	31	31	

TOTALS	RPI 1-25	RPI 26-50		W-L RECORDS		RPI 51-100		RPI 101-150		RPI 150+			
8- 15	0- 0	0- 0		OVERALL		0- 1		0- 1		8- 13			
2- 4	0- 0	0- 0		HOME		0- 0		0- 0		2- 4			
2- 8	0- 0	0- 0		AWAY		0- 0		0- 1		2- 7			
4- 3	0- 0	0- 0		NEUTRAL		0- 1		0- 0		4- 2			
3- 9	0- 0	0- 0		NON-CONFERENCE		0- 1		0- 1		3- 7			
0- 1	0- 0	0- 0		HOME		0- 0		0- 0		0- 1			
0- 5	0- 0	0- 0		AWAY		0- 0		0- 1		0- 4			
3- 3	0- 0	0- 0		NEUTRAL		0- 1		0- 0		3- 2			
5- 6	0- 0	0- 0		CONFERENCE		0- 0		0- 0		5- 6			
2- 3	0- 0	0- 0		HOME		0- 0		0- 0		2- 3			
2- 3	0- 0	0- 0		AWAY		0- 0		0- 0		2- 3			
1- 0	0- 0	0- 0		NEUTRAL		0- 0		0- 0		1- 0			
RPI	S	Opponent	Score	RPI	S	Opponent	Score	RPI	S	Opponent	Score		
						75 N	Idaho St.	0	3	118 A	St. John's (NY)	0	3
										159 A	LIU Brooklyn	0	3
										200 A	Hofstra	1	3
										255 A	Central Conn. St.	0	3
										255 H	Central Conn. St.	1	3
										262 A	Fordham	2	3
										264 N	UC Riverside	0	3
										275 H	Robert Morris	1	3
										276 H	Saint Francis (PA)	0	3
										280 A	Sacred Heart	3	1
										283 H	NJIT	1	3
										288 A	Lafayette	2	3
										289 N	Marist	0	3
										291 A	Rider	2	3
										310 A	Bryant	2	3
										310 N	Bryant	3	1
										311 N	Delaware St.	3	2
										322 A	Quinnipiac	3	0
										322 H	Quinnipiac	3	0
										323 H	St. Francis (NY)	3	0
										326 N	Saint Peter's	3	1
										327 N	Providence	3	2
				LAST 10 GAMES									
				255 A	Central Conn. St.	0	3	310 A	Bryant	2	3		
				322 A	Quinnipiac	3	0	280 A	Sacred Heart	3	1		
				275 H	Robert Morris	1	3	323 H	St. Francis (NY)	3	0		
				276 H	Saint Francis (PA)	0	3	255 H	Central Conn. St.	1	3		
				159 A	LIU Brooklyn	0	3	322 H	Quinnipiac	3	0		

Non-Div. I Games:

Fairleigh Dickinson

Average RPI Win: 309		WON-LOST RECORD	WINNING PCT. RANK		LAST 10 GAMES		STRENGTH OF SCHEDULE		OPP. STRENGTH OF SCHEDULE		TEAM RPI	ADJ RPI		CONF. RPI	ADJ CONF. RPI
Average RPI Loss: 232															
DIV. I ONLY			9- 17	.34615 257	4- 6		318		321		304	.31009 310	31	31	
DIV. I NON-CONF.			5- 9	.35714 238	1- 0		305		317		288	.35874 292	31	31	
TOTALS		RPI 1-25		RPI 26-50		W-L RECORDS		RPI 51-100		RPI 101-150		RPI 150+			
9- 17		0- 0		0- 0		OVERALL		0- 0		0- 1		9- 16			
4- 7		0- 0		0- 0		HOME		0- 0		0- 0		4- 7			
2- 6		0- 0		0- 0		AWAY		0- 0		0- 1		2- 5			
3- 4		0- 0		0- 0		NEUTRAL		0- 0		0- 0		3- 4			
5- 9		0- 0		0- 0		NON-CONFERENCE		0- 0		0- 1		5- 8			
2- 3		0- 0		0- 0		HOME		0- 0		0- 0		2- 3			
1- 3		0- 0		0- 0		AWAY		0- 0		0- 1		1- 2			
2- 3		0- 0		0- 0		NEUTRAL		0- 0		0- 0		2- 3			
4- 8		0- 0		0- 0		CONFERENCE		0- 0		0- 0		4- 8			
2- 4		0- 0		0- 0		HOME		0- 0		0- 0		2- 4			
1- 3		0- 0		0- 0		AWAY		0- 0		0- 0		1- 3			
1- 1		0- 0		0- 0		NEUTRAL		0- 0		0- 0		1- 1			
RPI S	Opponent	Score	RPI S	Opponent	Score	RPI S	Opponent	Score	RPI S	Opponent	Score				
										118 A	St. John's (NY)	0	3		
										159 A	LIU Brooklyn	0	3		
										165 H	Northern Ky.	0	3		
										168 H	Akron	0	3		
										179 N	Ill.-Chicago	0	3		
										203 N	Syracuse	1	3		
										207 N	Youngstown St.	0	3		
										215 A	Colgate	3	2		
										226 H	New Hampshire	1	3		
										255 H	Central Conn. St.	1	3		
										275 A	Robert Morris	1	3		
										275 H	Robert Morris	0	3		
										276 A	Saint Francis (PA)	2	3		
										276 H	Saint Francis (PA)	0	3		
										280 H	Sacred Heart	1	3		
										282 A	Coppin St.	1	3		
										299 A	Hartford	2	3		
										309 H	Fairleigh Dickinson	3	2		
										309 N	Fairleigh Dickinson	1	3		
										315 N	Chicago St.	3	0		
										319 H	Holy Cross	3	0		
										322 H	Quinnipiac	3	1		
										323 A	St. Francis (NY)	3	1		
										323 N	St. Francis (NY)	3	0		
										327 H	Providence	3	0		
										328 N	N.C. A&T	3	2		
			LAST 10 GAMES												

Non-Div. I Games:

Bryant

Average RPI Win: 307		WON-LOST RECORD		WINNING PCT. RANK		LAST 10 GAMES		STRENGTH OF SCHEDULE		OPP. STRENGTH OF SCHEDULE		TEAM RPI		ADJ RPI		CONF. RPI		ADJ CONF. RPI	
Average RPI Loss: 228																			
DIV. I ONLY		4- 15		.21053 296		2- 8		290		313		310		.31003 311		32		32	
DIV. I NON-CONF.		3- 9		.25 269		1- 2		292		309		306		.34072 305		32		32	
TOTALS		RPI 1-25		RPI 26-50		W-L RECORDS		RPI 51-100		RPI 101-150		RPI 150+							
4- 15		0- 0		0- 0		OVERALL		0- 0		0- 3		4- 12							
1- 6		0- 0		0- 0		HOME		0- 0		0- 1		1- 5							
2- 4		0- 0		0- 0		AWAY		0- 0		0- 1		2- 3							
1- 5		0- 0		0- 0		NEUTRAL		0- 0		0- 1		1- 4							
3- 9		0- 0		0- 0		NON-CONFERENCE		0- 0		0- 1		3- 8							
1- 1		0- 0		0- 0		HOME		0- 0		0- 0		1- 1							
1- 3		0- 0		0- 0		AWAY		0- 0		0- 0		1- 3							
1- 5		0- 0		0- 0		NEUTRAL		0- 0		0- 1		1- 4							
1- 6		0- 0		0- 0		CONFERENCE		0- 0		0- 2		1- 4							
0- 5		0- 0		0- 0		HOME		0- 0		0- 1		0- 4							
1- 1		0- 0		0- 0		AWAY		0- 0		0- 1		1- 0							
0- 0		0- 0		0- 0		NEUTRAL		0- 0		0- 0		0- 0							
RPI S	Opponent	Score		RPI S	Opponent	Score		RPI S	Opponent	Score		RPI S	Opponent	Score					
												133 N	UMKC	1		3			
												149 A	UMES	0		3			
												149 H	UMES	0		3			
												158 A	Delaware	0		3			
												159 N	LIU Brooklyn	0		3			
												170 N	High Point	0		3			
												229 N	Charlotte	0		3			
												243 A	UNC Wilmington	0		3			
												274 H	Hampton	0		3			
												276 H	Saint Francis (PA)	1		3			
												282 H	Coppin St.	1		3			
												287 H	La Salle	3		0			
												288 A	Lafayette	1		3			
												292 A	Gardner-Webb	3		2			
												296 H	Norfolk St.	1		3			
												300 H	Morgan St.	1		3			
												309 N	Fairleigh Dickinson	2		3			
												321 A	Howard	3		0			
												326 N	Saint Peter's	3		0			
LAST 10 GAMES																			
												149 A	UMES	0		3			
												274 H	Hampton	0		3			
												296 H	Norfolk St.	1		3			
												282 H	Coppin St.	1		3			
												300 H	Morgan St.	1		3			
												158 A	Delaware	0		3			
												321 A	Howard	3		0			
												149 H	UMES	0		3			
												287 H	La Salle	3		0			
												276 H	Saint Francis (PA)	1		3			

Non-Div. I Games:

Delaware St.

Average RPI Win: 290		WON-LOST	WINNING	LAST 10	STRENGTH OF		OPP. STRENGTH	TEAM	ADJ		CONF.	ADJ CONF.
Average RPI Loss: 228		RECORD	PCT. RANK	GAMES	SCHEDULE		OF SCHEDULE	RPI	RPI		RPI	RPI
DIV. I ONLY		5- 18	.21739	295	3- 7		295	311	311	.30369	312	32
DIV. I NON-CONF.		1- 16	.05882	314	0- 5		213	307	312	.30495	319	32
<hr/>												
TOTALS		RPI 1-25		RPI 26-50		W-L RECORDS		RPI 51-100		RPI 101-150		RPI 150+
5- 18		0- 0		0- 0		OVERALL		0- 0		0- 3		5- 15
1- 7		0- 0		0- 0		HOME		0- 0		0- 1		1- 6
3- 5		0- 0		0- 0		AWAY		0- 0		0- 0		3- 5
1- 6		0- 0		0- 0		NEUTRAL		0- 0		0- 2		1- 4
1- 16		0- 0		0- 0		NON-CONFERENCE		0- 0		0- 3		1- 13
0- 5		0- 0		0- 0		HOME		0- 0		0- 1		0- 4
0- 5		0- 0		0- 0		AWAY		0- 0		0- 0		0- 5
1- 6		0- 0		0- 0		NEUTRAL		0- 0		0- 2		1- 4
4- 2		0- 0		0- 0		CONFERENCE		0- 0		0- 0		4- 2
1- 2		0- 0		0- 0		HOME		0- 0		0- 0		1- 2
3- 0		0- 0		0- 0		AWAY		0- 0		0- 0		3- 0
0- 0		0- 0		0- 0		NEUTRAL		0- 0		0- 0		0- 0
RPI	S	Opponent	Score	RPI	S	Opponent	Score	RPI	S	Opponent	Score	
										113 N	Alabama	0 3
										141 H	Liberty	0 3
										150 N	Troy	0 3
										170 N	High Point	0 3
										177 N	Green Bay	0 3
										186 A	Kennesaw St.	0 3
										212 H	UNC Greensboro	1 3
										227 N	Tennessee St.	3 0
										228 A	Elon	0 3
										231 H	Florida A&M	2 3
										234 H	Bradley	1 3
										240 A	Davidson	0 3
										254 H	Winthrop	0 3
										258 N	Chattanooga	0 3
										274 H	Hampton	3 0
										279 A	Radford	1 3
										292 N	Gardner-Webb	1 3
										294 A	South Carolina St.	3 0
										308 A	Campbell	0 3
										308 H	Campbell	0 3
										317 H	Bethune-Cookman	0 3
										325 A	Savannah St.	3 0
										328 A	N.C. A&T	3 2
LAST 10 GAMES												
						294 A	South Carolina St.	3 0		279 A	Radford	1 3
						325 A	Savannah St.	3 0		308 A	Campbell	0 3
						317 H	Bethune-Cookman	0 3		240 A	Davidson	0 3
						231 H	Florida A&M	2 3		170 N	High Point	0 3
						328 A	N.C. A&T	3 2		177 N	Green Bay	0 3

Non-Div. I Games:

N.C. Central

Average RPI Win:	321	WON-LOST	WINNING	LAST 10	STRENGTH OF	OPP. STRENGTH	TEAM	ADJ	CONF.	ADJ CONF.	
Average RPI Loss:	242	RECORD	PCT. RANK	GAMES	SCHEDULE	OF SCHEDULE	RPI	RPI	RPI	RPI	
DIV. I ONLY	6- 11	.35294	246	3- 5	325	329	316	.30042	313	33	33
DIV. I NON-CONF.	0- 6	0	317	0- 1	133	269	307	.34079	304	33	33
<hr/>											
TOTALS	RPI 1-25	RPI 26-50		W-L RECORDS		RPI 51-100		RPI 101-150		RPI 150+	
6- 11	0- 0	0- 0		OVERALL		0- 1		0- 0		6- 10	
4- 2	0- 0	0- 0		HOME		0- 0		0- 0		4- 2	
2- 5	0- 0	0- 0		AWAY		0- 1		0- 0		2- 4	
0- 4	0- 0	0- 0		NEUTRAL		0- 0		0- 0		0- 4	
<hr/>											
0- 6	0- 0	0- 0		NON-CONFERENCE		0- 1		0- 0		0- 5	
0- 1	0- 0	0- 0		HOME		0- 0		0- 0		0- 1	
0- 3	0- 0	0- 0		AWAY		0- 1		0- 0		0- 2	
0- 2	0- 0	0- 0		NEUTRAL		0- 0		0- 0		0- 2	
<hr/>											
6- 5	0- 0	0- 0		CONFERENCE		0- 0		0- 0		6- 5	
4- 1	0- 0	0- 0		HOME		0- 0		0- 0		4- 1	
2- 2	0- 0	0- 0		AWAY		0- 0		0- 0		2- 2	
0- 2	0- 0	0- 0		NEUTRAL		0- 0		0- 0		0- 2	
<hr/>											
RPI	S	Opponent	Score	RPI	S	Opponent	Score	RPI	S	Opponent	Score
								74	A	Central Ark.	0 3
								153	H	UTEP	0 3
								180	N	South Dakota	0 3
								216	N	Jacksonville St.	0 3
								227	A	Tennessee St.	0 3
								277	N	Jackson St.	0 3
								293	H	Texas Southern	3 0
								293	N	Texas Southern	1 3
								301	A	New Orleans	0 3
								302	H	Prairie View	0 3
								320	A	Mississippi Val.	1 3
								320	H	Mississippi Val.	3 1
								324	A	Southern U.	2 3
								324	A	Southern U.	3 1
								329	H	Grambling	3 0
								330	A	Alcorn	3 0
330	H	Alcorn	3 0								
				LAST 10 GAMES							
330 H Alcorn				3	0	324 A Southern U.				2	3
324 A Southern U.				3	1	329 H Grambling				3	0
302 H Prairie View				0	3	320 A Mississippi Val.				1	3
301 A New Orleans				0	3	293 H Texas Southern				3	0
293 N Texas Southern				1	3	320 H Mississippi Val.				3	1

Non-Div. I Games: Ark.-Monticello 1 3 Ark.-Monticello 1 3

Ark.-Pine Bluff

Average RPI Win:		317	WON-LOST	WINNING	LAST 10	STRENGTH OF		OPP. STRENGTH	TEAM	ADJ	CONF.	ADJ CONF.
Average RPI Loss:		188	RECORD	PCT. RANK	GAMES	SCHEDULE		OF SCHEDULE	RPI	RPI	RPI	RPI
DIV. I ONLY			1- 20	.04762	321	0- 10		264	232	317	.29265	314
DIV. I NON-CONF.			1- 10	.09091	310	0- 1		281	259	320	.3115	316
TOTALS			RPI 1-25	RPI 26-50		W-L RECORDS		RPI 51-100		RPI 101-150		RPI 150+
1- 20	0- 0			0- 0		OVERALL		0- 4		0- 2		1- 14
1- 10	0- 0			0- 0		HOME		0- 0		0- 1		1- 9
0- 6	0- 0			0- 0		AWAY		0- 3		0- 1		0- 2
0- 4	0- 0			0- 0		NEUTRAL		0- 1		0- 0		0- 3
1- 10	0- 0			0- 0		NON-CONFERENCE		0- 2		0- 0		1- 8
1- 4	0- 0			0- 0		HOME		0- 0		0- 0		1- 4
0- 2	0- 0			0- 0		AWAY		0- 1		0- 0		0- 1
0- 4	0- 0			0- 0		NEUTRAL		0- 1		0- 0		0- 3
0- 10	0- 0			0- 0		CONFERENCE		0- 2		0- 2		0- 6
0- 6	0- 0			0- 0		HOME		0- 0		0- 1		0- 5
0- 4	0- 0			0- 0		AWAY		0- 2		0- 1		0- 1
0- 0	0- 0			0- 0		NEUTRAL		0- 0		0- 0		0- 0
RPI S	Opponent	Score	RPI S	Opponent	Score	RPI S	Opponent	Score	RPI S	Opponent	Score	
						62 A	Tulsa	0 3	140 A	Marshall	1 3	
						68 A	Duke	0 3	140 H	Marshall	1 3	
						96 A	Rice	1 3	163 N	Southeast Mo. St.	0 3	
						97 N	Northeastern	0 3	174 H	UAB	0 3	
									176 A	SMU	0 3	
									201 A	Milwaukee	0 3	
									222 H	UCF	0 3	
									223 H	Houston	0 3	
									228 N	Elon	1 3	
									229 H	Charlotte	0 3	
									234 N	Bradley	0 3	
									239 H	UMBC	1 3	
									244 H	Coastal Caro.	2 3	
									247 H	Memphis	1 3	
									278 H	Southern Miss.	2 3	
									308 H	Campbell	2 3	
									317 H	Bethune-Cookman	3 1	
LAST 10 GAMES												
						174 H	UAB	0 3	222 H	UCF	0 3	
						247 H	Memphis	1 3	278 H	Southern Miss.	2 3	
						96 A	Rice	1 3	62 A	Tulsa	0 3	
						223 H	Houston	0 3	176 A	SMU	0 3	
						140 A	Marshall	1 3	244 H	Coastal Caro.	2 3	

Non-Div. I Games:

East Carolina

Average RPI Win:	305	WON-LOST	WINNING	LAST 10	STRENGTH OF	OPP. STRENGTH	TEAM	ADJ	CONF.	ADJ CONF.				
Average RPI Loss:	199	RECORD	PCT. RANK	GAMES	SCHEDULE	OF SCHEDULE	RPI	RPI	RPI	RPI				
DIV. I ONLY	2- 22	.08333	318	0- 10	266	277	315	.28783	315	25	25			
DIV. I NON-CONF.	2- 17	.10526	307	0- 5	276	271	316	.2997	320	25	26			
<hr/>														
TOTALS	RPI 1-25	RPI 26-50		W-L RECORDS		RPI 51-100		RPI 101-150		RPI 150+				
2- 22	0- 0	0- 0		OVERALL		0- 0		0- 6		2- 16				
0- 3	0- 0	0- 0		HOME		0- 0		0- 1		0- 2				
1- 9	0- 0	0- 0		AWAY		0- 0		0- 3		1- 6				
1- 10	0- 0	0- 0		NEUTRAL		0- 0		0- 2		1- 8				
<hr/>														
2- 17	0- 0	0- 0		NON-CONFERENCE		0- 0		0- 5		2- 12				
0- 1	0- 0	0- 0		HOME		0- 0		0- 1		0- 0				
1- 6	0- 0	0- 0		AWAY		0- 0		0- 2		1- 4				
1- 10	0- 0	0- 0		NEUTRAL		0- 0		0- 2		1- 8				
<hr/>														
0- 5	0- 0	0- 0		CONFERENCE		0- 0		0- 1		0- 4				
0- 2	0- 0	0- 0		HOME		0- 0		0- 0		0- 2				
0- 3	0- 0	0- 0		AWAY		0- 0		0- 1		0- 2				
0- 0	0- 0	0- 0		NEUTRAL		0- 0		0- 0		0- 0				
<hr/>														
RPI S	Opponent	Score	RPI S	Opponent	Score	RPI S	Opponent	Score	RPI S	Opponent	Score			
									112 A	Iowa	0 3			
									119 H	IUPUI	0 3			
									131 N	Valparaiso	0 3			
									138 A	Utah Valley	0 3			
									145 A	Loyola Chicago	0 3			
									148 N	South Dakota St.	0 3			
									162 A	Houston Baptist	0 3			
									162 H	Houston Baptist	0 3			
									163 N	Southeast Mo. St.	0 3			
									167 N	Temple	0 3			
									177 A	Green Bay	0 3			
									184 N	CSU Bakersfield	0 3			
									207 N	Youngstown St.	0 3			
									214 A	Western Ill.	0 3			
									224 A	Miami (OH)	0 3			
									232 N	DePaul	0 3			
									257 N	USC Upstate	0 3			
									267 A	Tex.-Pan American	2 3			
									282 A	Coppin St.	3 1			
									283 H	NJIT	0 3			
									286 N	Indiana St.	0 3			
									297 A	Wright St.	1 3			
									310 N	Bryant	0 3			
									328 N	N.C. A&T	3 1			
												LAST 10 GAMES		
184 N	CSU Bakersfield	0 3	119 H	IUPUI	0 3									
138 A	Utah Valley	0 3	283 H	NJIT	0 3									
267 A	Tex.-Pan American	2 3	162 H	Houston Baptist	0 3									
162 A	Houston Baptist	0 3	297 A	Wright St.	1 3									
177 A	Green Bay	0 3	232 N	DePaul	0 3									

Non-Div. I Games: Judson (IL)

1 3

Chicago St.

Average RPI Win: 314		WON-LOST	WINNING	LAST 10	STRENGTH OF		OPP. STRENGTH	TEAM	ADJ	CONF.	ADJ CONF.
Average RPI Loss: 207		RECORD	PCT. RANK	GAMES	SCHEDULE		OF SCHEDULE	RPI	RPI	RPI	RPI
DIV. I ONLY		4- 24	.14286	308	1- 9		280	285	313	.28391	316
DIV. I NON-CONF.		4- 13	.23529	278	1- 0		311	306	314	.30578	318
TOTALS		RPI 1-25	RPI 26-50		W-L RECORDS		RPI 51-100		RPI 101-150		RPI 150+
4- 24	0- 0	0- 0		OVERALL		0- 1		0- 3		4- 20	
2- 11	0- 0	0- 0		HOME		0- 1		0- 1		2- 9	
2- 6	0- 0	0- 0		AWAY		0- 0		0- 1		2- 5	
0- 7	0- 0	0- 0		NEUTRAL		0- 0		0- 1		0- 6	
4- 13	0- 0	0- 0		NON-CONFERENCE		0- 1		0- 1		4- 11	
2- 5	0- 0	0- 0		HOME		0- 1		0- 0		2- 4	
2- 1	0- 0	0- 0		AWAY		0- 0		0- 0		2- 1	
0- 7	0- 0	0- 0		NEUTRAL		0- 0		0- 1		0- 6	
0- 11	0- 0	0- 0		CONFERENCE		0- 0		0- 2		0- 9	
0- 6	0- 0	0- 0		HOME		0- 0		0- 1		0- 5	
0- 5	0- 0	0- 0		AWAY		0- 0		0- 1		0- 4	
0- 0	0- 0	0- 0		NEUTRAL		0- 0		0- 0		0- 0	
RPI S	Opponent	Score	RPI S	Opponent	Score	RPI S	Opponent	Score	RPI S	Opponent	Score
						74 H	Central Ark.	0 3	110 N	Rutgers	0 3
									120 H	Fla. Gulf Coast	0 3
									126 A	Lipscomb	0 3
									151 H	East Tenn. St.	2 3
									165 A	Northern Ky.	0 3
									180 N	South Dakota	0 3
									181 A	North Florida	0 3
									186 A	Kennesaw St.	0 3
									186 H	Kennesaw St.	0 3
									206 H	Wofford	1 3
									206 N	Wofford	0 3
									216 N	Jacksonville St.	2 3
									227 N	Tennessee St.	1 3
									233 A	Mercer	1 3
									233 H	Mercer	0 3
									243 N	UNC Wilmington	0 3
									248 H	Jacksonville	0 3
									257 H	USC Upstate	0 3
									274 H	Hampton	1 3
									281 H	Fla. Atlantic	2 3
									281 H	Fla. Atlantic	2 3
									285 A	Charleston So.	0 3
									296 A	Norfolk St.	3 2
									305 N	Citadel	2 3
									317 H	Bethune-Cookman	3 0
									318 A	Alabama St.	3 1
									325 H	Savannah St.	3 0
			LAST 10 GAMES								
			233 H	Mercer	0 3	120 H	Fla. Gulf Coast	0 3	296 A	Norfolk St.	3 2
			186 H	Kennesaw St.	0 3	181 A	North Florida	0 3	305 N	Citadel	2 3
			126 A	Lipscomb	0 3	151 H	East Tenn. St.	2 3	317 H	Bethune-Cookman	3 0
			165 A	Northern Ky.	0 3	257 H	USC Upstate	0 3	318 A	Alabama St.	3 1
			325 H	Savannah St.	3 0	248 H	Jacksonville	0 3	325 H	Savannah St.	3 0

Non-Div. I Games:

Stetson

Average RPI Win:	322	WON-LOST	WINNING	LAST 10	STRENGTH OF	OPP. STRENGTH	TEAM	ADJ	CONF.	ADJ CONF.				
Average RPI Loss:	201	RECORD	PCT. RANK	GAMES	SCHEDULE	OF SCHEDULE	RPI	RPI	RPI	RPI				
DIV. I ONLY		3- 22	.12 314	3- 7		307	268	320	.28268 317	32 32				
DIV. I NON-CONF.		0- 18	0 317	0- 4		265	215	324	.29822 321	32 32				
<hr/>														
TOTALS	RPI 1-25	RPI 26-50		W-L RECORDS		RPI 51-100		RPI 101-150		RPI 150+				
3- 22	0- 0	0- 0		OVERALL		0- 1		0- 7		3- 14				
1- 2	0- 0	0- 0		HOME		0- 0		0- 0		1- 2				
2- 10	0- 0	0- 0		AWAY		0- 0		0- 3		2- 7				
0- 10	0- 0	0- 0		NEUTRAL		0- 1		0- 4		0- 5				
<hr/>														
0- 18	0- 0	0- 0		NON-CONFERENCE		0- 1		0- 7		0- 10				
0- 1	0- 0	0- 0		HOME		0- 0		0- 0		0- 1				
0- 8	0- 0	0- 0		AWAY		0- 0		0- 3		0- 5				
0- 9	0- 0	0- 0		NEUTRAL		0- 1		0- 4		0- 4				
<hr/>														
3- 4	0- 0	0- 0		CONFERENCE		0- 0		0- 0		3- 4				
1- 1	0- 0	0- 0		HOME		0- 0		0- 0		1- 1				
2- 2	0- 0	0- 0		AWAY		0- 0		0- 0		2- 2				
0- 1	0- 0	0- 0		NEUTRAL		0- 0		0- 0		0- 1				
<hr/>														
RPI S	Opponent	Score	RPI S	Opponent	Score	RPI S	Opponent	Score	RPI S	Opponent	Score			
						61 N	Baylor	0 3	102 A	Wyoming	0 3			
						108 A	South Fla.	0 3						
						111 N	Arkansas St.	0 3						
						120 A	Fla. Gulf Coast	1 3						
						120 N	Fla. Gulf Coast	0 3						
						133 N	UMKC	0 3						
						146 N	George Washington	0 3						
						171 N	James Madison	0 3						
						178 N	FIU	0 3						
						181 A	North Florida	0 3						
						181 H	North Florida	0 3						
						229 N	Charlotte	0 3						
						231 A	Florida A&M	0 3						
						272 A	McNeese St.	0 3						
						274 N	Hampton	2 3						
						281 A	Fla. Atlantic	0 3						
						282 A	Coppin St.	1 3						
						294 H	South Carolina St.	2 3						
						308 N	Campbell	0 3						
						312 A	N.C. Central	3 0						
						314 A	East Carolina	1 3						
						316 A	Stetson	0 3						
												325 H	Savannah St.	3 0
												328 A	N.C. A&T	3 2
												282 A	Coppin St.	1 3
181 A	North Florida	0 3												
231 A	Florida A&M	0 3												
						294 H	South Carolina St.	2 3						
						120 A	Fla. Gulf Coast	1 3						
						281 A	Fla. Atlantic	0 3						
						178 N	FIU	0 3						
						312 A	N.C. Central	3 0						

Non-Div. I Games:

Bethune-Cookman

Average RPI Win:		316	WON-LOST	WINNING	LAST 10	STRENGTH OF		OPP. STRENGTH	TEAM	ADJ	CONF.	ADJ CONF.
Average RPI Loss:		215	RECORD	PCT. RANK	GAMES	SCHEDULE		OF SCHEDULE	RPI	RPI	RPI	RPI
DIV. I ONLY			5- 22	.18519	302	4- 6		303	308	318	.28095	318
DIV. I NON-CONF.			1- 19	.05	316	1- 3		262	273	321	.28797	323
TOTALS		RPI 1-25	RPI 26-50		W-L RECORDS		RPI 51-100		RPI 101-150		RPI 150+	
5- 22	0- 0		0- 0		OVERALL		0- 0		0- 5		5- 17	
1- 11	0- 0		0- 0		HOME		0- 0		0- 3		1- 8	
1- 5	0- 0		0- 0		AWAY		0- 0		0- 2		1- 3	
3- 6	0- 0		0- 0		NEUTRAL		0- 0		0- 0		3- 6	
1- 19	0- 0		0- 0		NON-CONFERENCE		0- 0		0- 5		1- 14	
0- 11	0- 0		0- 0		HOME		0- 0		0- 3		0- 8	
1- 3	0- 0		0- 0		AWAY		0- 0		0- 2		1- 1	
0- 5	0- 0		0- 0		NEUTRAL		0- 0		0- 0		0- 5	
4- 3	0- 0		0- 0		CONFERENCE		0- 0		0- 0		4- 3	
1- 0	0- 0		0- 0		HOME		0- 0		0- 0		1- 0	
0- 2	0- 0		0- 0		AWAY		0- 0		0- 0		0- 2	
3- 1	0- 0		0- 0		NEUTRAL		0- 0		0- 0		3- 1	
RPI S	Opponent	Score	RPI S	Opponent	Score	RPI S	Opponent	Score	RPI S	Opponent	Score	
									113 A	Alabama	0	3
									125 A	Washington St.	0	3
									128 H	North Texas	0	3
									149 H	UMES	0	3
									150 H	Troy	0	3
									151 N	East Tenn. St.	2	3
									184 H	CSU Bakersfield	1	3
									184 H	CSU Bakersfield	0	3
									186 H	Kennesaw St.	0	3
									216 H	Jacksonville St.	0	3
									218 N	Austin Peay	0	3
									227 H	Tennessee St.	0	3
									237 N	Seattle	0	3
									241 N	Lamar	0	3
									252 N	Weber St.	0	3
									258 A	Chattanooga	0	3
									266 H	UT Martin	0	3
									271 H	Southeastern La.	1	3
									277 A	Jackson St.	2	3
									277 N	Jackson St.	1	3
									293 N	Texas Southern	3	1
									295 A	Alabama A&M	1	3
									302 N	Prairie View	3	0
									316 H	Stetson	1	3
									325 A	Savannah St.	3	0
									329 N	Grambling	3	0
									330 H	Alcorn	3	0
LAST 10 GAMES												
			325 A	Savannah St.	3 0	277 N	Jackson St.	1 3				
			184 H	CSU Bakersfield	1 3	329 N	Grambling	3 0				
			184 H	CSU Bakersfield	0 3	302 N	Prairie View	3 0				
			277 A	Jackson St.	2 3	186 H	Kennesaw St.	0 3				
			293 N	Texas Southern	3 1	295 A	Alabama A&M	1 3				

Non-Div. I Games:

Alabama St.

Average RPI Win: 290		WON-LOST	WINNING	LAST 10	STRENGTH OF		OPP. STRENGTH	TEAM	ADJ	CONF.	ADJ CONF.
Average RPI Loss: 222		RECORD	PCT. RANK	GAMES	SCHEDULE		OF SCHEDULE	RPI	RPI	RPI	RPI
DIV. I ONLY		1- 23	.04167	322	1- 9		195	314	314	.27429	319
DIV. I NON-CONF.		0- 15	0	317	0- 2		183	319	318	.29677	322
TOTALS		RPI 1-25	RPI 26-50		W-L RECORDS		RPI 51-100		RPI 101-150		RPI 150+
1- 23	0- 0	0- 0		OVERALL		0- 1		0- 2		1- 20	
1- 8	0- 0	0- 0		HOME		0- 0		0- 1		1- 7	
0- 9	0- 0	0- 0		AWAY		0- 1		0- 0		0- 8	
0- 6	0- 0	0- 0		NEUTRAL		0- 0		0- 1		0- 5	
0- 15	0- 0	0- 0		NON-CONFERENCE		0- 1		0- 2		0- 12	
0- 3	0- 0	0- 0		HOME		0- 0		0- 1		0- 2	
0- 6	0- 0	0- 0		AWAY		0- 1		0- 0		0- 5	
0- 6	0- 0	0- 0		NEUTRAL		0- 0		0- 1		0- 5	
1- 8	0- 0	0- 0		CONFERENCE		0- 0		0- 0		1- 8	
1- 5	0- 0	0- 0		HOME		0- 0		0- 0		1- 5	
0- 3	0- 0	0- 0		AWAY		0- 0		0- 0		0- 3	
0- 0	0- 0	0- 0		NEUTRAL		0- 0		0- 0		0- 0	
RPI S	Opponent	Score	RPI S	Opponent	Score	RPI S	Opponent	Score	RPI S	Opponent	Score
						97 A	Northeastern	0 3	113 H	Alabama	0 3
									118 N	St. John's (NY)	0 3
									155 A	Army	0 3
									165 N	Northern Ky.	0 3
									168 N	Akron	0 3
									198 A	American	0 3
									198 H	American	2 3
									215 H	Colgate	0 3
									219 H	Lehigh	0 3
									220 N	William & Mary	0 3
									226 A	New Hampshire	0 3
									238 A	Harvard	1 3
									255 A	Central Conn. St.	0 3
									255 N	Central Conn. St.	2 3
									263 N	Brown	1 3
									268 A	Navy	0 3
									268 H	Navy	0 3
									280 H	Sacred Heart	0 3
									281 A	Fla. Atlantic	0 3
									288 H	Lafayette	1 3
									290 H	Bucknell	3 1
									299 H	Hartford	2 3
									310 A	Bryant	0 3
LAST 10 GAMES											
						268 H	Navy	0 3	155 A	Army	0 3
						198 H	American	2 3	290 H	Bucknell	3 1
						219 H	Lehigh	0 3	215 H	Colgate	0 3
						288 H	Lafayette	1 3	238 A	Harvard	1 3
						281 A	Fla. Atlantic	0 3	198 A	American	0 3

Non-Div. I Games:

Holy Cross

Average RPI Win:		325	WON-LOST		WINNING		LAST 10		STRENGTH OF		OPP. STRENGTH		TEAM		ADJ		CONF.		ADJ CONF.	
Average RPI Loss:		296	RECORD		PCT. RANK		GAMES		SCHEDULE		OF SCHEDULE		RPI		RPI		RPI		RPI	
DIV. I ONLY			6- 7		.46154 190		5- 4		330		330		326		.27027 320		33		33	
DIV. I NON-CONF.			0- 1		0 317		0- 0		324		330		329		.22671 328		33		33	
TOTALS		RPI 1-25		RPI 26-50		W-L RECORDS		RPI 51-100		RPI 101-150		RPI 150+								
6- 7		0- 0		0- 0		OVERALL		0- 0		0- 0		6- 7								
4- 0		0- 0		0- 0		HOME		0- 0		0- 0		4- 0								
2- 4		0- 0		0- 0		AWAY		0- 0		0- 0		2- 4								
0- 3		0- 0		0- 0		NEUTRAL		0- 0		0- 0		0- 3								
0- 1		0- 0		0- 0		NON-CONFERENCE		0- 0		0- 0		0- 1								
0- 0		0- 0		0- 0		HOME		0- 0		0- 0		0- 0								
0- 0		0- 0		0- 0		AWAY		0- 0		0- 0		0- 0								
0- 1		0- 0		0- 0		NEUTRAL		0- 0		0- 0		0- 1								
6- 6		0- 0		0- 0		CONFERENCE		0- 0		0- 0		6- 6								
4- 0		0- 0		0- 0		HOME		0- 0		0- 0		4- 0								
2- 4		0- 0		0- 0		AWAY		0- 0		0- 0		2- 4								
0- 2		0- 0		0- 0		NEUTRAL		0- 0		0- 0		0- 2								
RPI	S	Opponent		Score		RPI	S	Opponent		Score		RPI	S	Opponent		Score				

Average RPI Win: 0		WON-LOST	WINNING	LAST 10	STRENGTH OF		OPP. STRENGTH	TEAM	ADJ	CONF.	ADJ CONF.					
Average RPI Loss: 229		RECORD	PCT. RANK	GAMES	SCHEDULE		OF SCHEDULE	RPI	RPI	RPI	RPI					
DIV. I ONLY		0- 18	0 326	0- 10	248		306	321	.26724	321	32					
DIV. I NON-CONF.		0- 11	0 317	0- 3	175		294	313	.31733	315	32					
<hr/>																
TOTALS		RPI 1-25		RPI 26-50		W-L RECORDS		RPI 51-100		RPI 101-150		RPI 150+				
0- 18		0- 0		0- 0		OVERALL		0- 1		0- 2		0- 15				
0- 3		0- 0		0- 0		HOME		0- 0		0- 1		0- 2				
0- 8		0- 0		0- 0		AWAY		0- 0		0- 1		0- 7				
0- 7		0- 0		0- 0		NEUTRAL		0- 1		0- 0		0- 6				
0- 11		0- 0		0- 0		NON-CONFERENCE		0- 1		0- 1		0- 9				
0- 1		0- 0		0- 0		HOME		0- 0		0- 0		0- 1				
0- 4		0- 0		0- 0		AWAY		0- 0		0- 1		0- 3				
0- 6		0- 0		0- 0		NEUTRAL		0- 1		0- 0		0- 5				
0- 7		0- 0		0- 0		CONFERENCE		0- 0		0- 1		0- 6				
0- 2		0- 0		0- 0		HOME		0- 0		0- 1		0- 1				
0- 4		0- 0		0- 0		AWAY		0- 0		0- 0		0- 4				
0- 1		0- 0		0- 0		NEUTRAL		0- 0		0- 0		0- 1				
RPI	S	Opponent		Score	RPI	S	Opponent		Score	RPI	S	Opponent	Score			
							81	N	Colorado	0	3	122	A	Pittsburgh	0	3
												149	H	UMES	2	3
												169	N	Butler	0	3
												171	N	James Madison	1	3
												198	H	American	0	3
												220	A	William & Mary	0	3
												228	N	Elon	0	3
												239	A	UMBC	0	3
												244	N	Coastal Caro.	0	3
												274	A	Hampton	0	3
												274	N	Hampton	0	3
												275	N	Robert Morris	0	3
												282	A	Coppin St.	0	3
												291	A	Rider	0	3
												296	A	Norfolk St.	2	3
												300	A	Morgan St.	0	3
												311	H	Delaware St.	0	3
<hr/>																
LAST 10 GAMES																
							198	H	American	0	3	149	H	UMES	2	3
							300	A	Morgan St.	0	3	311	H	Delaware St.	0	3
							282	A	Coppin St.	0	3	220	A	William & Mary	0	3
							296	A	Norfolk St.	2	3	228	N	Elon	0	3
							274	A	Hampton	0	3	274	N	Hampton	0	3

Non-Div. I Games:

Howard

Average RPI Win: 327		WON-LOST	WINNING	LAST 10	STRENGTH OF		OPP. STRENGTH	TEAM	ADJ	CONF.	ADJ CONF.
Average RPI Loss: 235		RECORD	PCT. RANK	GAMES	SCHEDULE		OF SCHEDULE	RPI	RPI	RPI	RPI
DIV. I ONLY		1- 18	.05263	320	0- 10		284	319	322	.26499	322
DIV. I NON-CONF.		1- 8	.11111	306	0- 0		255	285	311	.33642	308
TOTALS		RPI 1-25	RPI 26-50		W-L RECORDS		RPI 51-100		RPI 101-150		RPI 150+
1- 18	0- 0	0- 0		OVERALL		0- 0		0- 2		1- 16	
0- 5	0- 0	0- 0		HOME		0- 0		0- 0		0- 5	
0- 9	0- 0	0- 0		AWAY		0- 0		0- 0		0- 9	
1- 4	0- 0	0- 0		NEUTRAL		0- 0		0- 2		1- 2	
1- 8	0- 0	0- 0		NON-CONFERENCE		0- 0		0- 2		1- 6	
0- 0	0- 0	0- 0		HOME		0- 0		0- 0		0- 0	
0- 4	0- 0	0- 0		AWAY		0- 0		0- 0		0- 4	
1- 4	0- 0	0- 0		NEUTRAL		0- 0		0- 2		1- 2	
0- 10	0- 0	0- 0		CONFERENCE		0- 0		0- 0		0- 10	
0- 5	0- 0	0- 0		HOME		0- 0		0- 0		0- 5	
0- 5	0- 0	0- 0		AWAY		0- 0		0- 0		0- 5	
0- 0	0- 0	0- 0		NEUTRAL		0- 0		0- 0		0- 0	
RPI S	Opponent	Score	RPI S	Opponent	Score	RPI S	Opponent	Score	RPI S	Opponent	Score
									103 N	Indiana	0 3
									137 N	Montana St.	0 3
									155 A	Army	0 3
									159 A	LIU Brooklyn	0 3
									159 H	LIU Brooklyn	0 3
									168 A	Akron	0 3
									199 A	Fairfield	0 3
									255 A	Central Conn. St.	0 3
									259 N	Stony Brook	0 3
									262 N	Fordham	1 3
									275 H	Robert Morris	0 3
									276 H	Saint Francis (PA)	0 3
									280 H	Sacred Heart	0 3
									290 A	Bucknell	0 3
									309 A	Fairleigh Dickinson	0 3
									309 H	Fairleigh Dickinson	0 3
									310 A	Bryant	1 3
									323 A	St. Francis (NY)	1 3
									327 N	Providence	3 2
LAST 10 GAMES											
						159 H	LIU Brooklyn	0 3	280 H	Sacred Heart	0 3
						309 H	Fairleigh Dickinson	0 3	275 H	Robert Morris	0 3
						310 A	Bryant	1 3	276 H	Saint Francis (PA)	0 3
						323 A	St. Francis (NY)	1 3	159 A	LIU Brooklyn	0 3
						255 A	Central Conn. St.	0 3	309 A	Fairleigh Dickinson	0 3

Non-Div. I Games:

Quinnipiac

[illegible]

Non-Div. I Games:

St. Francis (NY)

Average RPI Win:	324	WON-LOST	WINNING	LAST 10	STRENGTH OF	OPP. STRENGTH	TEAM	ADJ	CONF.	ADJ CONF.	
Average RPI Loss:	243	RECORD	PCT. RANK	GAMES	SCHEDULE	OF SCHEDULE	RPI	RPI	RPI	RPI	
DIV. I ONLY	3- 19	.13636	312	3- 7	305	327	323	.25999	324	33	33
DIV. I NON-CONF.	0- 11	0	317	0- 2	222	299	322	.31102	317	33	33
<hr/>											
TOTALS	RPI 1-25	RPI 26-50		W-L RECORDS	RPI 51-100		RPI 101-150		RPI 150+		
3- 19	0- 0	0- 0		OVERALL	0- 4		0- 0		3- 15		
2- 6	0- 0	0- 0		HOME	0- 0		0- 0		2- 6		
1- 8	0- 0	0- 0		AWAY	0- 0		0- 0		1- 6		
0- 5	0- 0	0- 0		NEUTRAL	0- 2		0- 0		0- 3		
<hr/>											
0- 11	0- 0	0- 0		NON-CONFERENCE	0- 4		0- 0		0- 7		
0- 1	0- 0	0- 0		HOME	0- 0		0- 0		0- 1		
0- 5	0- 0	0- 0		AWAY	0- 2		0- 0		0- 3		
0- 5	0- 0	0- 0		NEUTRAL	0- 2		0- 0		0- 3		
<hr/>											
3- 8	0- 0	0- 0		CONFERENCE	0- 0		0- 0		3- 8		
2- 5	0- 0	0- 0		HOME	0- 0		0- 0		2- 5		
1- 3	0- 0	0- 0		AWAY	0- 0		0- 0		1- 3		
0- 0	0- 0	0- 0		NEUTRAL	0- 0		0- 0		0- 0		
<hr/>											
RPI S	Opponent	Score	RPI S	Opponent	Score	RPI S	Opponent	Score	RPI S	Opponent	Score
						69 A	New Mexico	0 3	196 A	La.-Lafayette	0 3
						69 A	New Mexico	0 3	252 N	Weber St.	0 3
						100 N	Duquesne	0 3	267 N	Tex.-Pan American	0 3
						100 N	Duquesne	0 3	271 A	Southeastern La.	0 3
									277 A	Jackson St.	0 3
									277 A	Jackson St.	0 3
									277 H	Jackson St.	0 3
									293 H	Texas Southern	1 3
									301 A	New Orleans	0 3
									301 H	New Orleans	1 3
									302 H	Prairie View	2 3
									307 N	Louisiana Tech	0 3
									313 H	Ark.-Pine Bluff	3 2
									313 H	Ark.-Pine Bluff	1 3
									320 A	Mississippi Val.	0 3
									320 H	Mississippi Val.	1 3
									329 H	Grambling	3 0
									330 A	Alcorn	3 0
<hr/>											
LAST 10 GAMES											
						329 H	Grambling	3 0	320 H	Mississippi Val.	1 3
						313 H	Ark.-Pine Bluff	1 3	313 H	Ark.-Pine Bluff	3 2
						301 H	New Orleans	1 3	293 H	Texas Southern	1 3
						302 H	Prairie View	2 3	301 A	New Orleans	0 3
						277 A	Jackson St.	0 3	330 A	Alcorn	3 0

Non-Div. I Games:

Southern U.

Average RPI Win:	0	WON-LOST	WINNING	LAST 10	STRENGTH OF	OPP. STRENGTH	TEAM	ADJ	CONF.	ADJ CONF.		
Average RPI Loss:	215	RECORD	PCT. RANK	GAMES	SCHEDULE	OF SCHEDULE	RPI	RPI	RPI	RPI		
DIV. I ONLY		0- 26	0	326	0- 10	287	284	324	.24069	325	32	32
DIV. I NON-CONF.		0- 20	0	317	0- 5	243	242	323	.28542	324	32	32
<hr/>												
TOTALS	RPI 1-25	RPI 26-50		W-L RECORDS		RPI 51-100		RPI 101-150		RPI 150+		
0- 26	0- 0	0- 1		OVERALL		0- 4		0- 2		0- 19		
0- 10	0- 0	0- 0		HOME		0- 1		0- 1		0- 8		
0- 8	0- 0	0- 0		AWAY		0- 2		0- 0		0- 6		
0- 8	0- 0	0- 1		NEUTRAL		0- 1		0- 1		0- 5		
<hr/>												
0- 20	0- 0	0- 1		NON-CONFERENCE		0- 4		0- 1		0- 14		
0- 6	0- 0	0- 0		HOME		0- 1		0- 0		0- 5		
0- 6	0- 0	0- 0		AWAY		0- 2		0- 0		0- 4		
0- 8	0- 0	0- 1		NEUTRAL		0- 1		0- 1		0- 5		
<hr/>												
0- 6	0- 0	0- 0		CONFERENCE		0- 0		0- 1		0- 5		
0- 4	0- 0	0- 0		HOME		0- 0		0- 1		0- 3		
0- 2	0- 0	0- 0		AWAY		0- 0		0- 0		0- 2		
0- 0	0- 0	0- 0		NEUTRAL		0- 0		0- 0		0- 0		
<hr/>												
RPI S	Opponent	Score	RPI S	Opponent	Score	RPI S	Opponent	Score	RPI S	Opponent	Score	
			48 N	Missouri	0 3	52 N	Wisconsin	0 3	131 N	Valparaiso	0 3	
						69 H	New Mexico	0 3	149 H	UMES	0 3	
						85 A	Morehead St.	0 3	154 N	Stephen F. Austin	0 3	
						88 A	Ga. Southern	0 3	165 N	South Ala.	0 3	
									186 H	Kennesaw St.	0 3	
									208 A	Texas-Arlington	0 3	
									210 H	Southern Utah	0 3	
									231 A	Florida A&M	0 3	
									248 N	Jacksonville	0 3	
									257 A	USC Upstate	0 3	
									267 N	Tex.-Pan American	0 3	
									273 H	UNC Asheville	0 3	
									285 H	Charleston So.	0 3	
									285 N	Charleston So.	0 3	
									294 H	South Carolina St.	1 3	
									305 A	Citadel	0 3	
									312 H	N.C. Central	0 3	
									316 A	Stetson	0 3	
									317 A	Bethune-Cookman	0 3	
									318 H	Alabama St.	0 3	
									328 H	N.C. A&T	0 3	
<hr/>												
			LAST 10 GAMES									
			318 H	Alabama St.	0 3	316 A	Stetson	0 3				
			328 H	N.C. A&T	0 3	294 H	South Carolina St.	1 3				
			312 H	N.C. Central	0 3	257 A	USC Upstate	0 3				
			305 A	Citadel	0 3	317 A	Bethune-Cookman	0 3				
			285 N	Charleston So.	0 3	231 A	Florida A&M	0 3				

Non-Div. I Games:

Savannah St.

Average RPI Win: 328		WON-LOST	WINNING	LAST 10	STRENGTH OF		OPP. STRENGTH	TEAM	ADJ	CONF.	ADJ CONF.
Average RPI Loss: 245		RECORD	PCT. RANK	GAMES	SCHEDULE		OF SCHEDULE	RPI	RPI	RPI	RPI
DIV. I ONLY		1- 26	.03704	325	0- 10		298	317	325	.2203	326
DIV. I NON-CONF.		1- 13	.07143	313	0- 1		319	326	327	.24799	325
TOTALS		RPI 1-25	RPI 26-50		W-L RECORDS		RPI 51-100		RPI 101-150		RPI 150+
1- 26	0- 0	0- 0		OVERALL		0- 1		0- 1		1- 24	
0- 10	0- 0	0- 0		HOME		0- 0		0- 0		0- 10	
0- 10	0- 0	0- 0		AWAY		0- 1		0- 0		0- 9	
1- 6	0- 0	0- 0		NEUTRAL		0- 0		0- 1		1- 5	
1- 13	0- 0	0- 0		NON-CONFERENCE		0- 1		0- 1		1- 11	
0- 1	0- 0	0- 0		HOME		0- 0		0- 0		0- 1	
0- 6	0- 0	0- 0		AWAY		0- 1		0- 0		0- 5	
1- 6	0- 0	0- 0		NEUTRAL		0- 0		0- 1		1- 5	
0- 13	0- 0	0- 0		CONFERENCE		0- 0		0- 0		0- 13	
0- 9	0- 0	0- 0		HOME		0- 0		0- 0		0- 9	
0- 4	0- 0	0- 0		AWAY		0- 0		0- 0		0- 4	
0- 0	0- 0	0- 0		NEUTRAL		0- 0		0- 0		0- 0	
RPI S	Opponent	Score	RPI S	Opponent	Score	RPI S	Opponent	Score	RPI S	Opponent	Score
						93 A	Seton Hall	0 3	149 N	UMES	0 3
									165 N	Northern Ky.	0 3
									183 A	West Virginia	0 3
									187 H	Siena	0 3
									199 A	Fairfield	0 3
									199 H	Fairfield	0 3
									202 H	Niagara	0 3
									211 H	Canisius	0 3
									236 A	Loyola Maryland	0 3
									236 H	Loyola Maryland	0 3
									249 H	Manhattan	1 3
									250 A	Western Caro.	0 3
									256 A	Iona	0 3
									256 H	Iona	0 3
									279 N	Radford	0 3
									283 A	NJIT	0 3
									288 A	Lafayette	1 3
									289 H	Marist	2 3
									291 A	Rider	0 3
									291 H	Rider	0 3
									297 N	Wright St.	1 3
									309 N	Fairleigh Dickinson	1 3
									311 N	Delaware St.	0 3
									323 A	St. Francis (NY)	0 3
									327 H	Providence	1 3
									328 N	N.C. A&T	3 1
LAST 10 GAMES											
			256 H	Iona	0 3		291 A	Rider	0 3		
			199 H	Fairfield	0 3		236 A	Loyola Maryland	0 3		
			291 H	Rider	0 3		283 A	NJIT	0 3		
			236 H	Loyola Maryland	0 3		202 H	Niagara	0 3		
			249 H	Manhattan	1 3		211 H	Canisius	0 3		

Non-Div. I Games:

Saint Peter's

Average RPI Win: 326		WON-LOST RECORD		WINNING PCT. RANK		LAST 10 GAMES		STRENGTH OF SCHEDULE		OPP. STRENGTH OF SCHEDULE		TEAM RPI		ADJ RPI		CONF. RPI		ADJ CONF. RPI	
DIV. I ONLY		1- 24		.04 323		0- 10		311		316		327		.21486 327		30		30	
DIV. I NON-CONF.		1- 17		.05556 315		0- 3		309		328		326		.23818 326		28		28	
TOTALS		RPI 1-25		RPI 26-50		W-L RECORDS		RPI 51-100		RPI 101-150		RPI 150+							
1- 24		0- 0		0- 0		OVERALL		0- 1		0- 1		1- 22							
0- 3		0- 0		0- 0		HOME		0- 0		0- 1		0- 2							
1- 12		0- 0		0- 0		AWAY		0- 1		0- 0		1- 11							
0- 9		0- 0		0- 0		NEUTRAL		0- 0		0- 0		0- 9							
1- 17		0- 0		0- 0		NON-CONFERENCE		0- 1		0- 0		1- 16							
0- 0		0- 0		0- 0		HOME		0- 0		0- 0		0- 0							
1- 8		0- 0		0- 0		AWAY		0- 1		0- 0		1- 7							
0- 9		0- 0		0- 0		NEUTRAL		0- 0		0- 0		0- 9							
0- 7		0- 0		0- 0		CONFERENCE		0- 0		0- 1		0- 6							
0- 3		0- 0		0- 0		HOME		0- 0		0- 1		0- 2							
0- 4		0- 0		0- 0		AWAY		0- 0		0- 0		0- 4							
0- 0		0- 0		0- 0		NEUTRAL		0- 0		0- 0		0- 0							
RPI	S	Opponent		Score	RPI	S	Opponent		Score	RPI	S	Opponent		Score					
							100 A	Duquesne	0 3	129	H	Albany (NY)		0 3					
										165	N	Northern Ky.		0 3					
										200	A	Hofstra		0 3					
										226	A	New Hampshire		0 3					
										226	H	New Hampshire		0 3					
										236	N	Loyola Maryland		2 3					
										238	A	Harvard		0 3					
										239	A	UMBC		1 3					
										249	N	Manhattan		1 3					
										259	H	Stony Brook		0 3					
										262	N	Fordham		0 3					
										263	A	Brown		0 3					
										264	N	UC Riverside		0 3					
										269	A	Binghamton		0 3					
										275	A	Robert Morris		0 3					
										289	N	Marist		0 3					
										290	A	Bucknell		0 3					
										291	A	Rider		0 3					
										296	N	Norfolk St.		1 3					
										299	A	Hartford		0 3					
										309	N	Fairleigh Dickinson		2 3					
										310	A	Bryant		0 3					
										322	N	Quinnipiac		2 3					
										326	A	Saint Peter's		3 1					
				LAST 10 GAMES															
							226 H	New Hampshire	0 3	239 A	UMBC	1 3							
							129 H	Albany (NY)	0 3	269 A	Binghamton	0 3							
							299 A	Hartford	0 3	226 A	New Hampshire	0 3							
							259 H	Stony Brook	0 3	262 N	Fordham	0 3							
							310 A	Bryant	0 3	290 A	Bucknell	0 3							

Non-Div. I Games:

Providence

Average RPI Win: 325		WON-LOST	WINNING	LAST 10	STRENGTH OF		OPP. STRENGTH	TEAM	ADJ	CONF.	ADJ CONF.
Average RPI Loss: 256		RECORD	PCT. RANK	GAMES	SCHEDULE		OF SCHEDULE	RPI	RPI	RPI	RPI
DIV. I ONLY		1- 25	.03846 324	1- 9	319		318	328	.19402 328	32	32
DIV. I NON-CONF.		0- 19	0 317	0- 4	291		314	325	.23262 327	32	32
TOTALS		RPI 1-25	RPI 26-50	W-L RECORDS	RPI 51-100		RPI 101-150	RPI 150+			
1- 25	0- 0	0- 0	OVERALL	0- 0			0- 0	1- 25			
0- 7	0- 0	0- 0	HOME	0- 0			0- 0	0- 7			
1- 9	0- 0	0- 0	AWAY	0- 0			0- 0	1- 9			
0- 9	0- 0	0- 0	NEUTRAL	0- 0			0- 0	0- 9			
0- 19	0- 0	0- 0	NON-CONFERENCE	0- 0			0- 0	0- 19			
0- 3	0- 0	0- 0	HOME	0- 0			0- 0	0- 3			
0- 7	0- 0	0- 0	AWAY	0- 0			0- 0	0- 7			
0- 9	0- 0	0- 0	NEUTRAL	0- 0			0- 0	0- 9			
1- 6	0- 0	0- 0	CONFERENCE	0- 0			0- 0	1- 6			
0- 4	0- 0	0- 0	HOME	0- 0			0- 0	0- 4			
1- 2	0- 0	0- 0	AWAY	0- 0			0- 0	1- 2			
0- 0	0- 0	0- 0	NEUTRAL	0- 0			0- 0	0- 0			
RPI S	Opponent	Score	RPI S	Opponent	Score	RPI S	Opponent	Score	RPI S	Opponent	Score
									165 N	Northern Ky.	1 3
									170 H	High Point	1 3
									181 N	North Florida	1 3
									198 N	American	0 3
									206 H	Wofford	1 3
									207 N	Youngstown St.	0 3
									212 A	UNC Greensboro	0 3
									228 A	Elon	0 3
									231 H	Florida A&M	0 3
									233 N	Mercer	1 3
									250 A	Western Caro.	0 3
									254 A	Winthrop	0 3
									261 A	Appalachian St.	0 3
									273 N	UNC Asheville	0 3
									279 H	Radford	0 3
									282 A	Coppin St.	1 3
									292 A	Gardner-Webb	0 3
									294 A	South Carolina St.	1 3
									296 H	Norfolk St.	2 3
									308 A	Campbell	2 3
									310 N	Bryant	2 3
									312 H	N.C. Central	2 3
									315 N	Chicago St.	1 3
									317 H	Bethune-Cookman	2 3
									325 A	Savannah St.	3 0
									326 N	Saint Peter's	1 3
LAST 10 GAMES											
			296 H	Norfolk St.	2 3		317 H	Bethune-Cookman	2 3		
			325 A	Savannah St.	3 0		312 H	N.C. Central	2 3		
			294 A	South Carolina St.	1 3		206 H	Wofford	1 3		
			279 H	Radford	0 3		170 H	High Point	1 3		
			231 H	Florida A&M	0 3		308 A	Campbell	2 3		

Non-Div. I Games:

N.C. A&T

Average RPI Win:		0	WON-LOST		WINNING		LAST 10		STRENGTH OF		OPP. STRENGTH		TEAM		ADJ		CONF.		ADJ CONF.	
Average RPI Loss:		291	RECORD		PCT. RANK		GAMES		SCHEDULE		OF SCHEDULE		RPI		RPI		RPI		RPI	
DIV. I ONLY			0- 14		0	326	0- 9		328		328		329		.17445	329	33		33	
DIV. I NON-CONF.			0- 4		0	317	0- 2		329		239		330		.21773	329	33		33	
TOTALS		RPI 1-25		RPI 26-50		W-L RECORDS		RPI 51-100		RPI 101-150		RPI 150+								
0- 14		0- 0		0- 0		OVERALL		0- 0		0- 0		0- 14								
0- 4		0- 0		0- 0		HOME		0- 0		0- 0		0- 4								
0- 8		0- 0		0- 0		AWAY		0- 0		0- 0		0- 8								
0- 2		0- 0		0- 0		NEUTRAL		0- 0		0- 0		0- 2								
0- 4		0- 0		0- 0		NON-CONFERENCE		0- 0		0- 0		0- 4								
0- 2		0- 0		0- 0		HOME		0- 0		0- 0		0- 2								
0- 2		0- 0		0- 0		AWAY		0- 0		0- 0		0- 2								
0- 0		0- 0		0- 0		NEUTRAL		0- 0		0- 0		0- 0								
0- 10		0- 0		0- 0		CONFERENCE		0- 0		0- 0		0- 10								
0- 2		0- 0		0- 0		HOME		0- 0		0- 0		0- 2								
0- 6		0- 0		0- 0		AWAY		0- 0		0- 0		0- 6								
0- 2		0- 0		0- 0		NEUTRAL		0- 0		0- 0		0- 2								
RPI	S	Opponent		Score		RPI	S	Opponent		Score		RPI	S	Opponent		Score				

