

Average RPI Win:	92	WON-LOST RECORD	WINNING PCT. RANK	LAST 10 GAMES	STRENGTH OF SCHEDULE	OPP. STRENGTH OF SCHEDULE	TEAM RPI	ADJ RPI	CONF. RPI	ADJ CONF. RPI				
Average RPI Loss:	7													
DIV. I ONLY		13-1-1	.9	2	9-0-1	3	31	1	.7055	1	1	1		
DIV. I NON-CONF.		7-1-0	.875	12	3-0-0	8	51	4	.68776	4	2	2		
<hr/>														
TOTALS	RPI 1-25	RPI 26-50		W-L RECORDS		RPI 51-100		RPI 101-150		RPI 150+				
13-1-1	4-1-1	2-0-0		OVERALL		2-0-0		1-0-0		4-0-0				
8-0-0	3-0-0	1-0-0		HOME		1-0-0		0-0-0		3-0-0				
4-1-1	1-1-1	0-0-0		AWAY		1-0-0		1-0-0		1-0-0				
1-0-0	0-0-0	1-0-0		NEUTRAL		0-0-0		0-0-0		0-0-0				
7-1-0	1-1-0	2-0-0		NON-CONFERENCE		0-0-0		1-0-0		3-0-0				
4-0-0	1-0-0	1-0-0		HOME		0-0-0		0-0-0		2-0-0				
2-1-0	0-1-0	0-0-		AWAY		0-0-0		1-0-0		1-0-0				
1-0-0	0-0-0	1-0-0		NEUTRAL		0-0-0		0-0-0		0-0-0				
6-0-1	3-0-1	0-0-0		CONFERENCE		2-0-0		0-0-0		1-0-0				
4-0-0	2-0-0	0-0-0		HOME		1-0-0		0-0-0		1-0-0				
2-0-1	1-0-1	0-0-0		AWAY		1-0-0		0-0-0		0-0-0				
0-0-0	0-0-0	0-0-0		NEUTRAL		0-0-0		0-0-0		0-0-0				
RPI	S	Opponent	Score		RPI	S	Opponent	Score		RPI	S	Opponent	Score	
2	H	Clemson	3 1		26	N	Southern California	1 0		69	A	Louisville	3 1	
7	A	Florida	2 3		29	H	UCF	4 0		78	H	Pittsburgh	6 0	
11	A	Duke	0 0											
16	A	Notre Dame	1 0											
21	H	North Carolina	1 0											
22	H	Texas A&M	3 1											

Non-Div. I Games:

Florida St.

Average RPI Win:	100	WON-LOST RECORD	WINNING PCT. RANK	LAST 10 GAMES	STRENGTH OF SCHEDULE	OPP. STRENGTH OF SCHEDULE	TEAM RPI	ADJ RPI	CONF. RPI	ADJ CONF. RPI				
DIV. I ONLY		11-2-1	.82143	13	7-2-1	4	35	2	.68117	2	1	1		
DIV. I NON-CONF.		6-0-1	.92857	6	2-0-1	22	60	5	.6792	6	2	2		
<hr/>														
TOTALS	RPI 1-25	RPI 26-50		W-L RECORDS		RPI 51-100		RPI 101-150		RPI 150+				
11-2-1	3-2-1	1-0-0		OVERALL		1-0-0		4-0-0		2-0-0				
7-1-1	3-1-1	1-0-0		HOME		1-0-0		2-0-0		0-0-0				
4-1-0	0-1-0	0-0-0		AWAY		0-0-0		2-0-0		2-0-0				
0-0-0	0-0-0	0-0-0		NEUTRAL		0-0-0		0-0-0		0-0-0				
6-0-1	1-0-1	1-0-0		NON-CONFERENCE		0-0-0		2-0-0		2-0-0				
3-0-1	1-0-1	1-0-0		HOME		0-0-0		1-0-0		0-0-0				
3-0-0	0-0-0	0-0-		AWAY		0-0-0		1-0-0		2-0-0				
0-0-0	0-0-0	0-0-0		NEUTRAL		0-0-0		0-0-0		0-0-0				
5-2-0	2-2-0	0-0-0		CONFERENCE		1-0-0		2-0-0		0-0-0				
4-1-0	2-1-0	0-0-0		HOME		1-0-0		1-0-0		0-0-0				
1-1-0	0-1-0	0-0-0		AWAY		0-0-0		1-0-0		0-0-0				
0-0-0	0-0-0	0-0-0		NEUTRAL		0-0-0		0-0-0		0-0-0				
RPI	S	Opponent	Score		RPI	S	Opponent	Score		RPI	S	Opponent	Score	
1	A	Florida St.	1	3	35	H	UNCW	2	1	78	H	Pittsburgh	2	0
8	H	Virginia	0	2						119	H	Wake Forest	2	0
14	H	South Fla.	0	0						123	A	Miami (FL)	2	1
15	H	Virginia Tech	3	2						131	H	Penn	2	1
16	H	Notre Dame	1	0						143	A	Col. of Charleston	2	0
25	H	South Carolina	2	1						175	A	Georgia	1	0
										236	A	Wofford	5	1
<hr/>														
LAST 10 GAMES														
78	H	Pittsburgh	2	0	1	A	Florida St.	1	3					
15	H	Virginia Tech	3	2	16	H	Notre Dame	1	0					
8	H	Virginia	0	2	14	H	South Fla.	0	0					
119	H	Wake Forest	2	0	131	H	Penn	2	1					
123	A	Miami (FL)	2	1	236	A	Wofford	5	1					

Non-Div. I Games:

Clemson

Average RPI Win: 63		WON-LOST RECORD		WINNING PCT. RANK		LAST 10 GAMES		STRENGTH OF SCHEDULE		OPP. STRENGTH OF SCHEDULE		TEAM RPI		ADJ RPI		CONF. RPI		ADJ CONF. RPI	
DIV. I ONLY		11-3-2		.75 28		7-2-1		9		1		4		.67138 3		2		2	
DIV. I NON-CONF.		5-1-1		.78571 38		1-0-0		1		1		1		.72135 1		1		1	
TOTALS		RPI 1-25		RPI 26-50		W-L RECORDS		RPI 51-100		RPI 101-150		RPI 150+							
11-3-2		3-2-1		3-1-1		OVERALL		2-0-0		3-0-0		0-0-0							
6-1-1		1-0-1		2-1-0		HOME		1-0-0		2-0-0		0-0-0							
5-2-1		2-2-0		1-0-1		AWAY		1-0-0		1-0-0		0-0-0							
0-0-0		0-0-0		0-0-0		NEUTRAL		0-0-0		0-0-0		0-0-0							
5-1-1		3-1-1		1-0-0		NON-CONFERENCE		0-0-0		1-0-0		0-0-0							
3-0-1		1-0-1		1-0-0		HOME		0-0-0		1-0-0		0-0-0							
2-1-0		2-1-0		0-0-		AWAY		0-0-0		0-0-0		0-0-0							
0-0-0		0-0-0		0-0-0		NEUTRAL		0-0-0		0-0-0		0-0-0							
6-2-1		0-1-0		2-1-1		CONFERENCE		2-0-0		2-0-0		0-0-0							
3-1-0		0-0-0		1-1-0		HOME		1-0-0		1-0-0		0-0-0							
3-1-1		0-1-0		1-0-1		AWAY		1-0-0		1-0-0		0-0-0							
0-0-0		0-0-0		0-0-0		NEUTRAL		0-0-0		0-0-0		0-0-0							
RPI	S	Opponent		Score		RPI	S	Opponent		Score		RPI	S	Opponent		Score			
5	A	Rutgers		0 1		27	H	Minnesota		0 1		70	A	Purdue		2 1			
9	A	West Virginia		0 1		33	H	Wisconsin		4 0		80	H	Indiana		4 0			
10	A	Stanford		2 0		38	H	Loyola Marymount		4 2									
11	H	Duke		0 0		40	A	Nebraska		1 1									
13	A	Santa Clara		1 0		48	A	Northwestern		3 0									
23	H	Hofstra		2 1															
LAST 10 GAMES																			
		5 A Rutgers		0 1				137 A Iowa		5 1									
		70 A Purdue		2 1				40 A Nebraska		1 1									
		80 H Indiana		4 0				27 H Minnesota		0 1									
		117 H Maryland		1 0				33 H Wisconsin		4 0									
		48 A Northwestern		3 0				13 A Santa Clara		1 0									

Non-Div. I Games:

Penn St.

Average RPI Win:	87	WON-LOST RECORD	WINNING PCT. RANK	LAST 10 GAMES	STRENGTH OF SCHEDULE	OPP. STRENGTH OF SCHEDULE	TEAM RPI	ADJ RPI	CONF. RPI	ADJ CONF. RPI	
DIV. I ONLY		12-3-0	.8 15	7-3-0	10	32	3	.66737	4	3	3
DIV. I NON-CONF.		7-0-0	1 1	2-0-0	33	59	3	.68932	3	3	3
<hr/>											
TOTALS	RPI 1-25	RPI 26-50		W-L RECORDS		RPI 51-100		RPI 101-150		RPI 150+	
12-3-0	3-2-0	2-1-0		OVERALL		3-0-0		2-0-0		2-0-0	
8-0-0	3-0-0	1-0-0		HOME		2-0-0		0-0-0		2-0-0	
4-3-0	0-2-0	1-1-0		AWAY		1-0-0		2-0-0		0-0-0	
0-0-0	0-0-0	0-0-0		NEUTRAL		0-0-0		0-0-0		0-0-0	
7-0-0	1-0-0	1-0-0		NON-CONFERENCE		2-0-0		1-0-0		2-0-0	
5-0-0	1-0-0	0-0-0		HOME		2-0-0		0-0-0		2-0-0	
2-0-0	0-0-0	1-0-		AWAY		0-0-0		1-0-0		0-0-0	
0-0-0	0-0-0	0-0-0		NEUTRAL		0-0-0		0-0-0		0-0-0	
5-3-0	2-2-0	1-1-0		CONFERENCE		1-0-0		1-0-0		0-0-0	
3-0-0	2-0-0	1-0-0		HOME		0-0-0		0-0-0		0-0-0	
2-3-0	0-2-0	0-1-0		AWAY		1-0-0		1-0-0		0-0-0	
0-0-0	0-0-0	0-0-0		NEUTRAL		0-0-0		0-0-0		0-0-0	
RPI S	Opponent	Score	RPI S	Opponent	Score	RPI S	Opponent	Score	RPI S	Opponent	Score
7 H	Florida	3 2	45 H	LSU	3 2	60 A	Tennessee	3 1	130 A	UC Irvine	1 0
19 A	Ole Miss	0 2	47 A	Long Beach St.	1 0	68 H	Samford	2 0	149 A	Alabama	2 1
20 H	South Ala.	2 1	50 A	Missouri	1 2	94 H	Furman	2 0	151 H	Old Dominion	1 0
22 H	Texas A&M	2 0							253 H	UAB	4 0
25 A	South Carolina	0 2									
			LAST 10 GAMES								
			19 A	Ole Miss	0 2	45 H	LSU	3 2			
			22 H	Texas A&M	2 0	60 A	Tennessee	3 1			
			25 A	South Carolina	0 2	20 H	South Ala.	2 1			
			149 A	Alabama	2 1	50 A	Missouri	1 2			
			7 H	Florida	3 2	151 H	Old Dominion	1 0			

**Non-Div. I Games:**

Auburn

[illegible]

**Non-Div. I Games:**

Rutgers

Average RPI Win: 101		WON-LOST RECORD		WINNING PCT. RANK		LAST 10 GAMES		STRENGTH OF SCHEDULE		OPP. STRENGTH OF SCHEDULE		TEAM RPI		ADJ RPI		CONF. RPI		ADJ CONF. RPI	
DIV. I ONLY		14-2-0		.875 5		8-2-0		29		19		5		.66361 6		5		5	
DIV. I NON-CONF.		8-1-0		.88889 9		2-1-0		115		18		28		.63641 28		5		5	
TOTALS		RPI 1-25		RPI 26-50		W-L RECORDS		RPI 51-100		RPI 101-150		RPI 150+							
14-2-0		0-2-0		2-0-0		OVERALL		7-0-0		2-0-0		3-0-0							
7-0-0		0-0-0		0-0-0		HOME		5-0-0		1-0-0		1-0-0							
7-2-0		0-2-0		2-0-0		AWAY		2-0-0		1-0-0		2-0-0							
0-0-0		0-0-0		0-0-0		NEUTRAL		0-0-0		0-0-0		0-0-0							
8-1-0		0-1-0		1-0-0		NON-CONFERENCE		2-0-0		2-0-0		3-0-0							
4-0-0		0-0-0		0-0-0		HOME		2-0-0		1-0-0		1-0-0							
4-1-0		0-1-0		1-0-		AWAY		0-0-0		1-0-0		2-0-0							
0-0-0		0-0-0		0-0-0		NEUTRAL		0-0-0		0-0-0		0-0-0							
6-1-0		0-1-0		1-0-0		CONFERENCE		5-0-0		0-0-0		0-0-0							
3-0-0		0-0-0		0-0-0		HOME		3-0-0		0-0-0		0-0-0							
3-1-0		0-1-0		1-0-0		AWAY		2-0-0		0-0-0		0-0-0							
0-0-0		0-0-0		0-0-0		NEUTRAL		0-0-0		0-0-0		0-0-0							
RPI S	Opponent		Score		RPI S	Opponent		Score		RPI S	Opponent		Score		RPI S	Opponent		Score	
5	A	Rutgers	0	2	29	A	UCF	3	2	53	H	Cincinnati	1	0	136	A	Navy	4	2
14	A	South Fla.	0	1	36	A	Georgetown	2	1	61	A	Tulsa	2	1	147	H	Colgate	4	1
										62	H	Temple	1	0	155	A	Brown	1	0
										72	H	Harvard	2	1	172	A	Central Conn. St.	2	1
										81	A	Memphis	1	0	229	H	Army West Point	3	0
										89	H	East Carolina	3	0					
										95	H	Syracuse	1	0					
					LAST 10 GAMES														
					61	A	Tulsa	2	1	29	A	UCF	3	2					
					81	A	Memphis	1	0	14	A	South Fla.	0	1					
					53	H	Cincinnati	1	0	155	A	Brown	1	0					
					89	H	East Carolina	3	0	172	A	Central Conn. St.	2	1					
					62	H	Temple	1	0	5	A	Rutgers	0	2					

Non-Div. I Games:

UConn

Average RPI Win: 77		WON-LOST RECORD		WINNING PCT. RANK		LAST 10 GAMES		STRENGTH OF SCHEDULE		OPP. STRENGTH OF SCHEDULE		TEAM RPI		ADJ RPI		CONF. RPI		ADJ CONF. RPI	
DIV. I ONLY		11-3-1		.76667 21		7-2-1		11		5		6		.66342 7		3		3	
DIV. I NON-CONF.		6-1-0		.85714 17		2-0-0		25		7		7		.66746 8		3		3	
TOTALS		RPI 1-25		RPI 26-50		W-L RECORDS		RPI 51-100		RPI 101-150		RPI 150+							
11-3-1		2-2-0		2-1-1		OVERALL		3-0-0		3-0-0		1-0-0							
4-1-1		2-1-0		1-0-1		HOME		1-0-0		0-0-0		0-0-0							
7-2-0		0-1-0		1-1-0		AWAY		2-0-0		3-0-0		1-0-0							
0-0-0		0-0-0		0-0-0		NEUTRAL		0-0-0		0-0-0		0-0-0							
6-1-0		1-0-0		1-1-0		NON-CONFERENCE		1-0-0		2-0-0		1-0-0							
2-0-0		1-0-0		0-0-0		HOME		1-0-0		0-0-0		0-0-0							
4-1-0		0-0-0		1-0-		AWAY		0-0-0		2-0-0		1-0-0							
0-0-0		0-0-0		0-0-0		NEUTRAL		0-0-0		0-0-0		0-0-0							
5-2-1		1-2-0		1-0-1		CONFERENCE		2-0-0		1-0-0		0-0-0							
2-1-1		1-1-0		1-0-1		HOME		0-0-0		0-0-0		0-0-0							
3-1-0		0-1-0		0-0-0		AWAY		2-0-0		1-0-0		0-0-0							
0-0-0		0-0-0		0-0-0		NEUTRAL		0-0-0		0-0-0		0-0-0							
RPI	S	Opponent		Score		RPI	S	Opponent		Score		RPI	S	Opponent		Score			
1	H	Florida St.		3	2	29	A	UCF		2	0	52	A	Vanderbilt		3	2		
4	A	Auburn		2	3	32	A	Ohio St.		0	1	60	A	Tennessee		2	1		
19	H	Ole Miss		4	1	39	H	Kentucky		1	1	85	H	Oklahoma St.		3	2		
22	H	Texas A&M		1	2	45	H	LSU		2	1								

Non-Div. I Games:

Florida

[illegible]

**Non-Div. I Games:**

Virginia



Average RPI Win:		118	WON-LOST RECORD		WINNING PCT. RANK		LAST 10 GAMES		STRENGTH OF SCHEDULE		OPP. STRENGTH OF SCHEDULE		TEAM RPI		ADJ RPI		CONF. RPI		ADJ CONF. RPI												
DIV. I ONLY			14-1-1		.90625		1		9-0-1		60		58		9		.65691		9		6		6								
DIV. I NON-CONF.			9-1-0		.9		8		4-0-0		72		72		17		.64879		18		6		6								
TOTALS		RPI 1-25				RPI 26-50				W-L RECORDS				RPI 51-100				RPI 101-150				RPI 150+									
14-1-1		1-1-0				3-0-0				OVERALL				1-0-1				4-0-0				5-0-0									
10-0-0		1-0-0				1-0-0				HOME				1-0-0				3-0-0				4-0-0									
3-0-1		0-0-0				2-0-0				AWAY				0-0-1				1-0-0				0-0-0									
1-1-0		0-1-0				0-0-0				NEUTRAL				0-0-0				0-0-0				1-0-0									
9-1-0		1-1-0				1-0-0				NON-CONFERENCE				0-0-0				3-0-0				4-0-0									
6-0-0		1-0-0				0-0-0				HOME				0-0-0				2-0-0				3-0-0									
2-0-0		0-0-0				1-0-				AWAY				0-0-0				1-0-0				0-0-0									
1-1-0		0-1-0				0-0-0				NEUTRAL				0-0-0				0-0-0				1-0-0									
5-0-1		0-0-0				2-0-0				CONFERENCE				1-0-1				1-0-0				1-0-0									
4-0-0		0-0-0				1-0-0				HOME				1-0-0				1-0-0				1-0-0									
1-0-1		0-0-0				1-0-0				AWAY				0-0-1				0-0-0				0-0-0									
0-0-0		0-0-0				0-0-0				NEUTRAL				0-0-0				0-0-0				0-0-0									
RPI	S	Opponent				Score		RPI	S	Opponent				Score		RPI	S	Opponent				Score		RPI	S	Opponent				Score	
3	H	Penn St.				1	0	32	A	Ohio St.				2	0	57	A	Oklahoma				0	0	104	H	FGCU				1	0
15	N	Virginia Tech				1	2	34	A	Texas Tech				4	1	58	H	Kansas				6	0	106	H	TCU				2	1
								42	H	Texas				2	0									117	A	Maryland				1	0
																								134	H	Longwood				4	0
																								154	H	Buffalo				1	0
																								158	H	Duquesne				5	0
																								190	H	Iowa St.				4	0
																								262	N	SIUE				2	0
																								264	H	Villanova				8	0
LAST 10 GAMES																															
								190	H	Iowa St.				4	0	42	H	Texas				2	0								
								58	H	Kansas				6	0	104	H	FGCU				1	0								
								34	A	Texas Tech				4	1	154	H	Buffalo				1	0								
								57	A	Oklahoma				0	0	134	H	Longwood				4	0								
								106	H	TCU				2	1	32	A	Ohio St.				2	0								

Non-Div. I Games:

West Virginia

Average RPI Win:	94	WON-LOST	WINNING	LAST 10	STRENGTH OF	OPP. STRENGTH	TEAM	ADJ	CONF.	ADJ CONF.			
Average RPI Loss:	8	RECORD	PCT. RANK	GAMES	SCHEDULE	OF SCHEDULE	RPI	RPI	RPI	RPI			
DIV. I ONLY		12-2-0	.85714	6	8-2-0	69	6	10	.65109	10	4	4	
DIV. I NON-CONF.		6-2-0	.75	45	2-2-0	24	4	20	.64396	22	4	4	
<hr/>													
TOTALS	RPI 1-25	RPI 26-50		W-L RECORDS		RPI 51-100		RPI 101-150		RPI 150+			
12-2-0	2-2-0	1-0-0		OVERALL		6-0-0		1-0-0		2-0-0			
7-1-0	1-1-0	1-0-0		HOME		3-0-0		1-0-0		1-0-0			
5-1-0	1-1-0	0-0-0		AWAY		3-0-0		0-0-0		1-0-0			
0-0-0	0-0-0	0-0-0		NEUTRAL		0-0-0		0-0-0		0-0-0			
<hr/>													
6-2-0	1-2-0	1-0-0		NON-CONFERENCE		3-0-0		0-0-0		1-0-0			
4-1-0	1-1-0	1-0-0		HOME		2-0-0		0-0-0		0-0-0			
2-1-0	0-1-0	0-0-		AWAY		1-0-0		0-0-0		1-0-0			
0-0-0	0-0-0	0-0-0		NEUTRAL		0-0-0		0-0-0		0-0-0			
<hr/>													
6-0-0	1-0-0	0-0-0		CONFERENCE		3-0-0		1-0-0		1-0-0			
3-0-0	0-0-0	0-0-0		HOME		1-0-0		1-0-0		1-0-0			
3-0-0	1-0-0	0-0-0		AWAY		2-0-0		0-0-0		0-0-0			
0-0-0	0-0-0	0-0-0		NEUTRAL		0-0-0		0-0-0		0-0-0			
<hr/>													
RPI S	Opponent	Score		RPI S	Opponent	Score		RPI S	Opponent	Score			
3 H	Penn St.	0	2	41 H	Boston College	4	0	57 H	Oklahoma	2	1	110 H Colorado	2 1
12 A	Arizona	3	2					63 H	Oregon St.	3	0	230 H Oregon	1 0
13 A	Santa Clara	0	1					77 A	Utah	4	1	260 A Hawaii	2 1
18 H	BYU	1	0					86 A	Arizona St.	2	0		
								87 A	Cal Poly	1	0		
								90 H	UC Davis	1	0		
<hr/>													
				LAST 10 GAMES									
				110 H	Colorado	2	1	77 A	Utah	4	1		
				230 H	Oregon	1	0	13 A	Santa Clara	0	1		
				63 H	Oregon St.	3	0	90 H	UC Davis	1	0		
				12 A	Arizona	3	2	57 H	Oklahoma	2	1		
				86 A	Arizona St.	2	0	3 H	Penn St.	0	2		

Non-Div. I Games:

Stanford

D  
u  
k  
e

Duke

Average RPI Win: 80		WON-LOST RECORD	WINNING PCT. RANK	LAST 10 GAMES	STRENGTH OF SCHEDULE	OPP. STRENGTH OF SCHEDULE	TEAM RPI	ADJ RPI	CONF. RPI	ADJ CONF. RPI
Average RPI Loss: 58										
DIV. I ONLY		9-4-1	.67857 60	5-4-1	6	37	12	.64573 12	4	4
DIV. I NON-CONF.		6-1-1	.8125 30	2-1-1	28	42	18	.6491 16	4	4
TOTALS		RPI 1-25	RPI 26-50	W-L RECORDS	RPI 51-100	RPI 101-150	RPI 150+			
9-4-1	3-1-0	1-1-1	OVERALL	2-1-0	0-1-0	3-0-0				
4-2-1	2-1-0	1-0-1	HOME	0-0-0	0-1-0	1-0-0				
3-2-0	1-0-0	0-1-0	AWAY	1-1-0	0-0-0	1-0-0				
2-0-0	0-0-0	0-0-0	NEUTRAL	1-0-0	0-0-0	1-0-0				
6-1-1	1-0-0	0-0-1	NON-CONFERENCE	2-0-0	0-1-0	3-0-0				
2-1-1	1-0-0	0-0-1	HOME	0-0-0	0-1-0	1-0-0				
2-0-0	0-0-0	0-0-	AWAY	1-0-0	0-0-0	1-0-0				
2-0-0	0-0-0	0-0-0	NEUTRAL	1-0-0	0-0-0	1-0-0				
3-3-0	2-1-0	1-1-0	CONFERENCE	0-1-0	0-0-0	0-0-0				
2-1-0	1-1-0	1-0-0	HOME	0-0-0	0-0-0	0-0-0				
1-2-0	1-0-0	0-1-0	AWAY	0-1-0	0-0-0	0-0-0				
0-0-0	0-0-0	0-0-0	NEUTRAL	0-0-0	0-0-0	0-0-0				
RPI S	Opponent	Score	RPI S	Opponent	Score	RPI S	Opponent	Score		
10 H	Stanford	2 3	26 A	Southern California	1 3	54 N	San Diego St.	1 0		
13 H	Santa Clara	2 1	28 H	Washington	1 0	73 A	UC Riverside	2 1		
17 H	California	1 0	34 H	Texas Tech	1 1	82 A	UCLA	1 5		
24 A	Washington St.	1 0								

Non-Div. I Games:

Arizona

Average RPI Win: 79		WON-LOST RECORD		WINNING PCT. RANK		LAST 10 GAMES		STRENGTH OF SCHEDULE		OPP. STRENGTH OF SCHEDULE		TEAM RPI		ADJ RPI		CONF. RPI		ADJ CONF. RPI	
DIV. I ONLY		10-5-0		.66667 66		7-3-0		5		28		14		.64546 13		9		8	
DIV. I NON-CONF.		7-4-0		.63636 91		4-2-0		3		10		16		.65219 14		8		8	
TOTALS		RPI 1-25		RPI 26-50		W-L RECORDS		RPI 51-100		RPI 101-150		RPI 150+							
10-5-0		1-4-0		2-0-0		OVERALL		3-1-0		4-0-0		0-0-0							
5-2-0		1-1-0		1-0-0		HOME		1-1-0		2-0-0		0-0-0							
4-3-0		0-3-0		0-0-0		AWAY		2-0-0		2-0-0		0-0-0							
1-0-0		0-0-0		1-0-0		NEUTRAL		0-0-0		0-0-0		0-0-0							
7-4-0		1-4-0		1-0-0		NON-CONFERENCE		3-0-0		2-0-0		0-0-0							
3-1-0		1-1-0		0-0-0		HOME		1-0-0		1-0-0		0-0-0							
3-3-0		0-3-0		0-0-		AWAY		2-0-0		1-0-0		0-0-0							
1-0-0		0-0-0		1-0-0		NEUTRAL		0-0-0		0-0-0		0-0-0							
3-1-0		0-0-0		1-0-0		CONFERENCE		0-1-0		2-0-0		0-0-0							
2-1-0		0-0-0		1-0-0		HOME		0-1-0		1-0-0		0-0-0							
1-0-0		0-0-0		0-0-0		AWAY		0-0-0		1-0-0		0-0-0							
0-0-0		0-0-0		0-0-0		NEUTRAL		0-0-0		0-0-0		0-0-0							
RPI	S	Opponent		Score		RPI	S	Opponent		Score		RPI	S	Opponent		Score			
3	H	Penn St.		0	1	38	H	Loyola Marymount		2	1	57	H	Oklahoma		2	0		
10	H	Stanford		1	0	48	N	Northwestern		1	0	58	A	Kansas		1	0		
12	A	Arizona		1	2							74	H	San Francisco		0	1		
16	A	Notre Dame		1	2							90	A	UC Davis		2	0		
17	A	California		0	1														
LAST 10 GAMES																			
						132	A	Portland		1	0	130	A	UC Irvine		4	0		
						17	A	California		0	1	10	H	Stanford		1	0		
						112	H	Pepperdine		1	0	116	H	CSUN		3	1		
						38	H	Loyola Marymount		2	1	3	H	Penn St.		0	1		
						74	H	San Francisco		0	1	57	H	Oklahoma		2	0		

Non-Div. I Games:

Santa Clara

Average RPI Win: 129		WON-LOST RECORD		WINNING PCT. RANK		LAST 10 GAMES		STRENGTH OF SCHEDULE		OPP. STRENGTH OF SCHEDULE		TEAM RPI		ADJ RPI		CONF. RPI		ADJ CONF. RPI	
DIV. I ONLY		13-2-2		.82353 12		7-2-1		38		59		13		.64422 14		5		5	
DIV. I NON-CONF.		7-1-1		.83333 26		1-1-0		45		66		23		.64213 23		5		5	
TOTALS		RPI 1-25		RPI 26-50		W-L RECORDS		RPI 51-100		RPI 101-150		RPI 150+							
13-2-2		2-0-1		0-1-0		OVERALL		4-1-1		2-0-0		5-0-0							
6-0-1		1-0-0		0-0-0		HOME		2-0-1		1-0-0		2-0-0							
6-2-1		1-0-1		0-1-0		AWAY		1-1-0		1-0-0		3-0-0							
1-0-0		0-0-0		0-0-0		NEUTRAL		1-0-0		0-0-0		0-0-0							
7-1-1		1-0-1		0-1-0		NON-CONFERENCE		1-0-0		2-0-0		3-0-0							
3-0-0		0-0-0		0-0-0		HOME		0-0-0		1-0-0		2-0-0							
3-1-1		1-0-1		0-0-		AWAY		0-0-0		1-0-0		1-0-0							
1-0-0		0-0-0		0-0-0		NEUTRAL		1-0-0		0-0-0		0-0-0							
6-1-1		1-0-0		0-0-0		CONFERENCE		3-1-1		0-0-0		2-0-0							
3-0-1		1-0-0		0-0-0		HOME		2-0-1		0-0-0		0-0-0							
3-1-0		0-0-0		0-0-0		AWAY		1-1-0		0-0-0		2-0-0							
0-0-0		0-0-0		0-0-0		NEUTRAL		0-0-0		0-0-0		0-0-0							
RPI S	Opponent		Score		RPI S	Opponent		Score		RPI S	Opponent		Score		RPI S	Opponent		Score	
2	A	Clemson	0	0	34	A	Texas Tech	1	2	53	A	Cincinnati	0	1	122	H	Mississippi St.	3	0
6	H	UConn	1	0						61	H	Tulsa	1	0	142	A	Baylor	2	1
20	A	South Ala.	2	1						62	H	Temple	1	0	162	A	SMU	2	0
										64	N	Troy	1	0	205	H	Ga. Southern	5	0
										81	H	Memphis	2	2	213	A	Charlotte	2	1
										89	A	East Carolina	2	1	220	A	Houston	2	0
															310	H	LIU Brooklyn	5	0
LAST 10 GAMES																			
162	A	SMU	2	0	53	A	Cincinnati	0	1										
220	A	Houston	2	0	62	H	Temple	1	0										
81	H	Memphis	2	2	6	H	UConn	1	0										
61	H	Tulsa	1	0	34	A	Texas Tech	1	2										
89	A	East Carolina	2	1	205	H	Ga. Southern	5	0										

Non-Div. I Games:

South Fla.

Average RPI Win: 107		WON-LOST RECORD		WINNING PCT. RANK		LAST 10 GAMES		STRENGTH OF SCHEDULE		OPP. STRENGTH OF SCHEDULE		TEAM RPI		ADJ RPI		CONF. RPI		ADJ CONF. RPI	
DIV. I ONLY		13-2-1		.84375 8		8-2-0		79		11		15		.64276 15		1		1	
DIV. I NON-CONF.		8-0-1		.94444 3		3-0-0		37		28		6		.67975 5		2		2	
TOTALS		RPI 1-25		RPI 26-50		W-L RECORDS		RPI 51-100		RPI 101-150		RPI 150+							
13-2-1		2-2-0		1-0-0		OVERALL		3-0-1		5-0-0		2-0-0							
6-1-1		0-1-0		0-0-0		HOME		2-0-1		3-0-0		1-0-0							
6-1-0		1-1-0		1-0-0		AWAY		1-0-0		2-0-0		1-0-0							
1-0-0		1-0-0		0-0-0		NEUTRAL		0-0-0		0-0-0		0-0-0							
8-0-1		1-0-0		1-0-0		NON-CONFERENCE		2-0-1		3-0-0		1-0-0							
4-0-1		0-0-0		0-0-0		HOME		1-0-1		2-0-0		1-0-0							
3-0-0		0-0-0		1-0-		AWAY		1-0-0		1-0-0		0-0-0							
1-0-0		1-0-0		0-0-0		NEUTRAL		0-0-0		0-0-0		0-0-0							
5-2-0		1-2-0		0-0-0		CONFERENCE		1-0-0		2-0-0		1-0-0							
2-1-0		0-1-0		0-0-0		HOME		1-0-0		1-0-0		0-0-0							
3-1-0		1-1-0		0-0-0		AWAY		0-0-0		1-0-0		1-0-0							
0-0-0		0-0-0		0-0-0		NEUTRAL		0-0-0		0-0-0		0-0-0							
RPI	S	Opponent		Score		RPI	S	Opponent		Score		RPI	S	Opponent		Score			
2	A	Clemson		2	3	36	A	Georgetown		2	1	60	H	Tennessee		1	1		
9	N	West Virginia		2	1							66	H	James Madison		2	1		
11	A	Duke		4	2							80	A	Indiana		2	1		
21	H	North Carolina		1	2							95	H	Syracuse		3	1		

Non-Div. I Games:

Virginia Tech

Average RPI Win:	87	WON-LOST RECORD	WINNING PCT. RANK	LAST 10 GAMES	STRENGTH OF SCHEDULE	OPP. STRENGTH OF SCHEDULE	TEAM RPI	ADJ RPI	CONF. RPI	ADJ CONF. RPI																			
DIV. I ONLY		11-3-1	.76667	21	7-3-0	42	4	16	.64168	16	1	1																	
DIV. I NON-CONF.		7-0-1	.9375	4	3-0-0	80	12	9	.66709	9	2	2																	
<hr/>																													
TOTALS	RPI 1-25	RPI 26-50		W-L RECORDS		RPI 51-100		RPI 101-150		RPI 150+																			
11-3-1	2-2-0	2-0-0		OVERALL		3-0-1		2-1-0		2-0-0																			
9-1-0	1-1-0	1-0-0		HOME		3-0-0		2-0-0		2-0-0																			
2-2-1	1-1-0	1-0-0		AWAY		0-0-1		0-1-0		0-0-0																			
0-0-0	0-0-0	0-0-0		NEUTRAL		0-0-0		0-0-0		0-0-0																			
7-0-1	1-0-0	1-0-0		NON-CONFERENCE		2-0-1		1-0-0		2-0-0																			
6-0-0	1-0-0	0-0-0		HOME		2-0-0		1-0-0		2-0-0																			
1-0-1	0-0-0	1-0-		AWAY		0-0-1		0-0-0		0-0-0																			
0-0-0	0-0-0	0-0-0		NEUTRAL		0-0-0		0-0-0		0-0-0																			
4-3-0	1-2-0	1-0-0		CONFERENCE		1-0-0		1-1-0		0-0-0																			
3-1-0	0-1-0	1-0-0		HOME		1-0-0		1-0-0		0-0-0																			
1-2-0	1-1-0	0-0-0		AWAY		0-0-0		0-1-0		0-0-0																			
0-0-0	0-0-0	0-0-0		NEUTRAL		0-0-0		0-0-0		0-0-0																			
<hr/>																													
RPI	S	Opponent	Score		RPI	S	Opponent	Score		RPI	S	Opponent	Score																
1	H	Florida St.	0	1	41	H	Boston College	2	0	119	H	Wake Forest	1	0															
2	A	Clemson	0	1	43	A	Michigan St.	2	0	123	A	Miami (FL)	0	1															
8	A	Virginia	2	1						132	H	Portland	2	0															
13	H	Santa Clara	2	1						157	H	Valparaiso	6	0															
										214	H	Toledo	3	0															
<hr/>																													
LAST 10 GAMES																													
119 H Wake Forest					1					0					8 A Virginia					2					1				
41 H Boston College					2					0					2 A Clemson					0					1				
95 H Syracuse					1					0					51 H Michigan					2					0				
123 A Miami (FL)					0					1					80 H Indiana					2					0				
1 H Florida St.					0					1					43 A Michigan St.					2					0				

**Non-Div. I Games:**

Notre Dame



Average RPI Win:		101	WON-LOST RECORD		WINNING PCT. RANK		LAST 10 GAMES		STRENGTH OF SCHEDULE		OPP. STRENGTH OF SCHEDULE		TEAM RPI	ADJ RPI		CONF. RPI	ADJ CONF. RPI		
DIV. I ONLY			11-3-2		.75	28	7-2-1		45		18		21	.63408		17	4	4	
DIV. I NON-CONF.			7-1-2		.8	34	3-0-1		9		23		8	.67218		7	4	4	
TOTALS		RPI 1-25		RPI 26-50		W-L RECORDS		RPI 51-100		RPI 101-150		RPI 150+							
11-3-2		2-2-1		0-0-0		OVERALL		6-0-1		0-1-0		3-0-0							
7-0-0		1-0-0		0-0-0		HOME		4-0-0		0-0-0		2-0-0							
4-2-1		1-1-0		0-0-0		AWAY		2-0-1		0-1-0		1-0-0							
0-1-1		0-1-1		0-0-0		NEUTRAL		0-0-0		0-0-0		0-0-0							
7-1-2		2-1-1		0-0-0		NON-CONFERENCE		3-0-1		0-0-0		2-0-0							
4-0-0		1-0-0		0-0-0		HOME		2-0-0		0-0-0		1-0-0							
3-0-1		1-0-0		0-0-		AWAY		1-0-1		0-0-0		1-0-0							
0-1-1		0-1-1		0-0-0		NEUTRAL		0-0-0		0-0-0		0-0-0							
4-2-0		0-1-0		0-0-0		CONFERENCE		3-0-0		0-1-0		1-0-0							
3-0-0		0-0-0		0-0-0		HOME		2-0-0		0-0-0		1-0-0							
1-2-0		0-1-0		0-0-0		AWAY		1-0-0		0-1-0		0-0-0							
0-0-0		0-0-0		0-0-0		NEUTRAL		0-0-0		0-0-0		0-0-0							
RPI	S	Opponent		Score		RPI	S	Opponent		Score		RPI	S	Opponent		Score			
11	A	Duke		3	1			54	H	San Diego St.		2	0	110	A	Colorado		1	2
12	A	Arizona		0	1			63	H	Oregon St.		1	0	169	H	St. Mary's (CA)		2	0
13	H	Santa Clara		1	0			73	H	UC Riverside		1	0	230	H	Oregon		3	2
18	N	BYU		0	2			74	A	San Francisco		2	0	260	A	Hawaii		5	1
21	N	North Carolina		1	1			77	H	Utah		2	0						
								86	A	Arizona St.		1	0						
								87	A	Cal Poly		0	0						
LAST 10 GAMES																			
				77	H	Utah	2	0	12	A	Arizona	0	1						
				13	H	Santa Clara	1	0	110	A	Colorado	1	2						
				63	H	Oregon St.	1	0	87	A	Cal Poly	0	0						
				230	H	Oregon	3	2	74	A	San Francisco	2	0						
				86	A	Arizona St.	1	0	169	H	St. Mary's (CA)	2	0						

Non-Div. I Games:

California



Average RPI Win:	115	WON-LOST RECORD	WINNING PCT. RANK	LAST 10 GAMES	STRENGTH OF SCHEDULE	OPP. STRENGTH OF SCHEDULE	TEAM RPI	ADJ RPI	CONF. RPI	ADJ CONF. RPI									
DIV. I ONLY		11-3-2	.75	28	7-3-0	25	50	18	.6315	19	3	3							
DIV. I NON-CONF.		6-0-2	.875	12	2-0-0	81	109	29	.63533	29	3	3							
<hr/>																			
TOTALS	RPI 1-25	RPI 26-50		W-L RECORDS		RPI 51-100		RPI 101-150		RPI 150+									
11-3-2	2-1-0	1-2-1		OVERALL		2-0-0		3-0-1		3-0-0									
9-1-1	2-0-0	1-1-1		HOME		1-0-0		2-0-0		3-0-0									
2-2-1	0-1-0	0-1-0		AWAY		1-0-0		1-0-1		0-0-0									
0-0-0	0-0-0	0-0-0		NEUTRAL		0-0-0		0-0-0		0-0-0									
6-0-2	0-0-0	0-0-1		NON-CONFERENCE		2-0-0		1-0-1		3-0-0									
5-0-1	0-0-0	0-0-1		HOME		1-0-0		1-0-0		3-0-0									
1-0-1	0-0-0	0-0-		AWAY		1-0-0		0-0-1		0-0-0									
0-0-0	0-0-0	0-0-0		NEUTRAL		0-0-0		0-0-0		0-0-0									
5-3-0	2-1-0	1-2-0		CONFERENCE		0-0-0		2-0-0		0-0-0									
4-1-0	2-0-0	1-1-0		HOME		0-0-0		1-0-0		0-0-0									
1-2-0	0-1-0	0-1-0		AWAY		0-0-0		1-0-0		0-0-0									
0-0-0	0-0-0	0-0-0		NEUTRAL		0-0-0		0-0-0		0-0-0									
RPI	S	Opponent	Score		RPI	S	Opponent	Score		RPI	S	Opponent	Score						
4	H	Auburn	2	0	29	H	UCF	2	2	69	H	Louisville	2	1	104	A	FGCU	0	0
7	A	Florida	1	4	39	H	Kentucky	2	4	81	A	Memphis	2	1	107	H	Little Rock	1	0
25	H	South Carolina	2	0	45	H	LSU	2	0						128	A	Arkansas	2	1
					50	A	Missouri	1	2						149	H	Alabama	3	2
															171	H	Boise St.	4	0
															216	H	La.-Lafayette	3	1
															269	H	Austin Peay	5	0
<hr/>																			
LAST 10 GAMES																			
4	H	Auburn	2	0	149	H	Alabama	3	2										
25	H	South Carolina	2	0	81	A	Memphis	2	1										
128	A	Arkansas	2	1	7	A	Florida	1	4										
50	A	Missouri	1	2	69	H	Louisville	2	1										
45	H	LSU	2	0	39	H	Kentucky	2	4										

Non-Div. I Games:

Ole Miss

[illegible]

**Non-Div. I Games:**

South Ala.



Average RPI Win:		111	WON-LOST RECORD		WINNING PCT. RANK		LAST 10 GAMES		STRENGTH OF SCHEDULE		OPP. STRENGTH OF SCHEDULE		TEAM RPI	ADJ RPI		CONF. RPI	ADJ CONF. RPI						
DIV. I ONLY			12-4-0		.75		28		7-3-0		27		33		20	.62817		22	3	3			
DIV. I NON-CONF.			7-1-0		.875		12		2-0-0		20		86		10	.65918		12	3	3			
TOTALS		RPI 1-25		RPI 26-50		W-L RECORDS		RPI 51-100		RPI 101-150		RPI 150+											
12-4-0		1-3-0		2-0-0		OVERALL		2-0-0		5-0-0		2-1-0											
8-0-0		0-0-0		1-0-0		HOME		1-0-0		4-0-0		2-0-0											
4-4-0		1-3-0		1-0-0		AWAY		1-0-0		1-0-0		0-1-0											
0-0-0		0-0-0		0-0-0		NEUTRAL		0-0-0		0-0-0		0-0-0											
7-1-0		0-1-0		1-0-0		NON-CONFERENCE		1-0-0		3-0-0		2-0-0											
5-0-0		0-0-0		1-0-0		HOME		0-0-0		2-0-0		2-0-0											
2-1-0		0-1-0		0-0-		AWAY		1-0-0		1-0-0		0-0-0											
0-0-0		0-0-0		0-0-0		NEUTRAL		0-0-0		0-0-0		0-0-0											
5-3-0		1-2-0		1-0-0		CONFERENCE		1-0-0		2-0-0		0-1-0											
3-0-0		0-0-0		0-0-0		HOME		1-0-0		2-0-0		0-0-0											
2-3-0		1-2-0		1-0-0		AWAY		0-0-0		0-0-0		0-1-0											
0-0-0		0-0-0		0-0-0		NEUTRAL		0-0-0		0-0-0		0-0-0											
RPI	S	Opponent		Score		RPI	S	Opponent		Score		RPI	S	Opponent		Score							
1	A	Florida St.		1	3	39	A	Kentucky		1	0	52	H	Vanderbilt		1	0	105	H	Fla. Atlantic	2	0	
4	A	Auburn		0	2	49	H	North Texas		2	1	100	A	Rice		4	2	122	H	Mississippi St.	4	0	
7	A	Florida		2	1													130	H	UC Irvine	4	0	
25	A	South Carolina		1	2													146	A	Dayton	3	1	
																		149	H	Alabama	4	0	
																		156	H	Abilene Christian	4	1	
																		175	A	Georgia	1	2	
																		274	H	Northwestern St.	3	0	
						LAST 10 GAMES																	
						39	A	Kentucky		1	0	25	A	South Carolina		1	2						
						4	A	Auburn		0	2	49	H	North Texas		2	1						
						149	H	Alabama		4	0	52	H	Vanderbilt		1	0						
						122	H	Mississippi St.		4	0	146	A	Dayton		3	1						
						175	A	Georgia		1	2	7	A	Florida		2	1						

Non-Div. I Games:

Texas A&amp;M

[illegible]

**Non-Div. I Games:**

Hofstra

Average RPI Win:	110	WON-LOST	WINNING	LAST 10	STRENGTH OF	OPP. STRENGTH	TEAM	ADJ	CONF.	ADJ CONF.	
Average RPI Loss:	57	RECORD	PCT. RANK	GAMES	SCHEDULE	OF SCHEDULE	RPI	RPI	RPI	RPI	
DIV. I ONLY	11-3-0	.78571	17	7-3-0	66	49	24	.6245	24	4	4
DIV. I NON-CONF.	7-1-0	.875	12	3-1-0	51	103	19	.64487	21	4	4
<hr/>											
TOTALS	RPI 1-25	RPI 26-50		W-L RECORDS		RPI 51-100		RPI 101-150		RPI 150+	
11-3-0	0-1-0	1-1-0		OVERALL		5-0-0		2-1-0		3-0-0	
5-2-0	0-1-0	1-1-0		HOME		2-0-0		1-0-0		1-0-0	
6-1-0	0-0-0	0-0-0		AWAY		3-0-0		1-1-0		2-0-0	
0-0-0	0-0-0	0-0-0		NEUTRAL		0-0-0		0-0-0		0-0-0	
<hr/>											
7-1-0	0-0-0	1-0-0		NON-CONFERENCE		2-0-0		1-1-0		3-0-0	
4-0-0	0-0-0	1-0-0		HOME		1-0-0		1-0-0		1-0-0	
3-1-0	0-0-0	0-0-		AWAY		1-0-0		0-1-0		2-0-0	
0-0-0	0-0-0	0-0-0		NEUTRAL		0-0-0		0-0-0		0-0-0	
<hr/>											
4-2-0	0-1-0	0-1-0		CONFERENCE		3-0-0		1-0-0		0-0-0	
1-2-0	0-1-0	0-1-0		HOME		1-0-0		0-0-0		0-0-0	
3-0-0	0-0-0	0-0-0		AWAY		2-0-0		1-0-0		0-0-0	
0-0-0	0-0-0	0-0-0		NEUTRAL		0-0-0		0-0-0		0-0-0	
<hr/>											
RPI S	Opponent	Score	RPI S	Opponent	Score	RPI S	Opponent	Score	RPI S	Opponent	Score
12 H	Arizona	0 1	26 H	Southern California	0 1	67 A	Seattle	3 1	110 A	Colorado	3 0
			37 H	Cal St. Fullerton	2 1	77 A	Utah	1 0	118 H	Idaho	3 1
						82 H	UCLA	4 2	132 A	Portland	0 2
						85 H	Oklahoma St.	2 1	171 A	Boise St.	2 1
						86 A	Arizona St.	2 1	187 H	Gonzaga	3 0
									189 A	Montana	1 0
<hr/>											
LAST 10 GAMES											
12 H	Arizona	0 1	86 A	Arizona St.	2 1						
110 A	Colorado	3 0	132 A	Portland	0 2						
77 A	Utah	1 0	187 H	Gonzaga	3 0						
82 H	UCLA	4 2	37 H	Cal St. Fullerton	2 1						
26 H	Southern California	0 1	85 H	Oklahoma St.	2 1						

Non-Div. I Games:

Washington St.



Average RPI Win:	112	WON-LOST RECORD	WINNING PCT. RANK	LAST 10 GAMES	STRENGTH OF SCHEDULE	OPP. STRENGTH OF SCHEDULE	TEAM RPI	ADJ RPI	CONF. RPI	ADJ CONF. RPI				
Average RPI Loss:	24													
DIV. I ONLY	11-3-1	.76667	21	7-2-1	70	14	25	.62316	25	3	3			
DIV. I NON-CONF.	6-1-0	.85714	17	2-0-0	91	21	25	.63799	25	3	3			
<hr/>														
TOTALS	RPI 1-25	RPI 26-50		W-L RECORDS	RPI 51-100		RPI 101-150		RPI 150+					
11-3-1	2-2-0	2-0-0		OVERALL	1-1-0		3-0-1		3-0-0					
8-1-0	2-0-0	1-0-0		HOME	1-1-0		3-0-0		1-0-0					
3-2-1	0-2-0	1-0-0		AWAY	0-0-0		0-0-1		2-0-0					
0-0-0	0-0-0	0-0-0		NEUTRAL	0-0-0		0-0-0		0-0-0					
<hr/>														
6-1-0	0-1-0	1-0-0		NON-CONFERENCE	1-0-0		2-0-0		2-0-0					
5-0-0	0-0-0	1-0-0		HOME	1-0-0		2-0-0		1-0-0					
1-1-0	0-1-0	0-0-		AWAY	0-0-0		0-0-0		1-0-0					
0-0-0	0-0-0	0-0-0		NEUTRAL	0-0-0		0-0-0		0-0-0					
<hr/>														
5-2-1	2-1-0	1-0-0		CONFERENCE	0-1-0		1-0-1		1-0-0					
3-1-0	2-0-0	0-0-0		HOME	0-1-0		1-0-0		0-0-0					
2-1-1	0-1-0	1-0-0		AWAY	0-0-0		0-0-1		1-0-0					
0-0-0	0-0-0	0-0-0		NEUTRAL	0-0-0		0-0-0		0-0-0					
<hr/>														
RPI	S	Opponent	Score		RPI	S	Opponent	Score		RPI	S	Opponent	Score	
2	A	Clemson	1	2	44	H	Northeastern	4	1	52	H	Vanderbilt	1	2
4	H	Auburn	2	0	50	A	Missouri	1	0	57	H	Oklahoma	2	1
19	A	Ole Miss	0	2										
22	H	Texas A&M	2	1										

Non-Div. I Games:

South Carolina

Average RPI Win:	113	WON-LOST RECORD	WINNING PCT. RANK	LAST 10 GAMES	STRENGTH OF SCHEDULE	OPP. STRENGTH OF SCHEDULE	TEAM RPI	ADJ RPI	CONF. RPI	ADJ CONF. RPI				
DIV. I ONLY		10-4-1	.7	51	8-1-1	40	9	27	.62015	26	4	4		
DIV. I NON-CONF.		5-3-1	.61111	101	3-0-1	59	6	49	.5923	47	4	4		
<hr/>														
TOTALS	RPI 1-25	RPI 26-50		W-L RECORDS		RPI 51-100		RPI 101-150		RPI 150+				
10-4-1	2-3-0	1-1-1		OVERALL		3-0-0		0-0-0		4-0-0				
4-0-1	1-0-0	0-0-1		HOME		2-0-0		0-0-0		1-0-0				
5-2-0	1-1-0	0-1-0		AWAY		1-0-0		0-0-0		3-0-0				
1-2-0	0-2-0	1-0-0		NEUTRAL		0-0-0		0-0-0		0-0-0				
<hr/>														
5-3-1	0-3-0	1-0-1		NON-CONFERENCE		1-0-0		0-0-0		3-0-0				
1-0-1	0-0-0	0-0-1		HOME		0-0-0		0-0-0		1-0-0				
3-1-0	0-1-0	0-0-		AWAY		1-0-0		0-0-0		2-0-0				
1-2-0	0-2-0	1-0-0		NEUTRAL		0-0-0		0-0-0		0-0-0				
<hr/>														
5-1-0	2-0-0	0-1-0		CONFERENCE		2-0-0		0-0-0		1-0-0				
3-0-0	1-0-0	0-0-0		HOME		2-0-0		0-0-0		0-0-0				
2-1-0	1-0-0	0-1-0		AWAY		0-0-0		0-0-0		1-0-0				
0-0-0	0-0-0	0-0-0		NEUTRAL		0-0-0		0-0-0		0-0-0				
<hr/>														
RPI	S	Opponent	Score		RPI	S	Opponent	Score		RPI	S	Opponent	Score	
1	N	Florida St.	0	1	28	A	Washington	0	1	63	H	Oregon St.	2	1
11	A	Duke	0	1	34	N	Texas Tech	1	0	73	A	UC Riverside	2	0
12	H	Arizona	3	1	47	H	Long Beach St.	0	0	86	H	Arizona St.	2	1
21	N	North Carolina	1	2										
24	A	Washington St.	1	0										

Non-Div. I Games:

Southern California

Average RPI Win: 111		WON-LOST RECORD		WINNING PCT. RANK		LAST 10 GAMES		STRENGTH OF SCHEDULE		OPP. STRENGTH OF SCHEDULE		TEAM RPI		ADJ RPI		CONF. RPI		ADJ CONF. RPI	
Average RPI Loss: 40																			
DIV. I ONLY		11-3-3		.73529 35		7-2-1		53		25		26		.62013 27		2		2	
DIV. I NON-CONF.		5-1-2		.75 45		1-0-0		71		94		37		.60757 36		1		1	
TOTALS		RPI 1-25		RPI 26-50		W-L RECORDS		RPI 51-100		RPI 101-150		RPI 150+							
11-3-3		1-0-0		2-3-1		OVERALL		3-0-2		1-0-0		4-0-0							
5-1-2		0-0-0		0-1-0		HOME		2-0-2		0-0-0		3-0-0							
5-2-1		1-0-0		2-2-1		AWAY		1-0-0		1-0-0		0-0-0							
1-0-0		0-0-0		0-0-0		NEUTRAL		0-0-0		0-0-0		1-0-0							
5-1-2		0-0-0		0-1-1		NON-CONFERENCE		1-0-1		0-0-0		4-0-0							
3-0-1		0-0-0		0-0-0		HOME		0-0-1		0-0-0		3-0-0							
1-1-1		0-0-0		0-1-		AWAY		1-0-0		0-0-0		0-0-0							
1-0-0		0-0-0		0-0-0		NEUTRAL		0-0-0		0-0-0		1-0-0							
6-2-1		1-0-0		2-2-0		CONFERENCE		2-0-1		1-0-0		0-0-0							
2-1-1		0-0-0		0-1-0		HOME		2-0-1		0-0-0		0-0-0							
4-1-0		1-0-0		2-1-0		AWAY		0-0-0		1-0-0		0-0-0							
0-0-0		0-0-0		0-0-0		NEUTRAL		0-0-0		0-0-0		0-0-0							
RPI	S	Opponent		Score		RPI	S	Opponent		Score		RPI	S	Opponent		Score			
3	A	Penn St.		1 0		32	A	Ohio St.		2 1		51	H	Michigan		0 0			
						33	A	Wisconsin		0 1		58	H	Kansas		0 0			
						34	A	Texas Tech		0 0		70	H	Purdue		3 1			
						40	A	Nebraska		3 0		75	A	Marquette		2 1			
						43	H	Michigan St.		0 1		80	H	Indiana		3 1			
						45	A	LSU		0 1									
						LAST 10 GAMES													
						51	H	Michigan		0 0		80	H	Indiana		3 1			
						43	H	Michigan St.		0 1		70	H	Purdue		3 1			
						137	A	Iowa		2 0		3	A	Penn St.		1 0			
						40	A	Nebraska		3 0		32	A	Ohio St.		2 1			
						33	A	Wisconsin		0 1		280	H	Omaha		9 1			

Non-Div. I Games:

Minnesota

Average RPI Win:	81	WON-LOST RECORD	WINNING PCT. RANK	LAST 10 GAMES	STRENGTH OF SCHEDULE	OPP. STRENGTH OF SCHEDULE	TEAM RPI	ADJ RPI	CONF. RPI	ADJ CONF. RPI		
DIV. I ONLY		10-3-2	.73333	37	6-2-2	65	29	29	.61705	28	4	4
DIV. I NON-CONF.		7-1-1	.83333	26	3-0-1	44	46	21	.64519	20	4	4
<hr/>												
TOTALS	RPI 1-25	RPI 26-50		W-L RECORDS		RPI 51-100		RPI 101-150		RPI 150+		
10-3-2	0-1-0	1-1-0		OVERALL		6-1-0		3-0-1		0-0-1		
6-1-0	0-0-0	1-0-0		HOME		4-1-0		1-0-0		0-0-0		
2-2-2	0-1-0	0-1-0		AWAY		2-0-0		0-0-1		0-0-1		
2-0-0	0-0-0	0-0-0		NEUTRAL		0-0-0		2-0-0		0-0-0		
7-1-1	0-0-0	0-1-0		NON-CONFERENCE		4-0-0		3-0-0		0-0-1		
4-0-0	0-0-0	0-0-0		HOME		3-0-0		1-0-0		0-0-0		
1-1-1	0-0-0	0-0-		AWAY		1-0-0		0-0-0		0-0-1		
2-0-0	0-0-0	0-0-0		NEUTRAL		0-0-0		2-0-0		0-0-0		
3-2-1	0-1-0	1-0-0		CONFERENCE		2-1-0		0-0-1		0-0-0		
2-1-0	0-0-0	1-0-0		HOME		1-1-0		0-0-0		0-0-0		
1-1-1	0-1-0	0-0-0		AWAY		1-0-0		0-0-1		0-0-0		
0-0-0	0-0-0	0-0-0		NEUTRAL		0-0-0		0-0-0		0-0-0		
RPI S	Opponent	Score	RPI S	Opponent	Score	RPI S	Opponent	Score	RPI S	Opponent	Score	
12 A	Arizona	0 1	26 H	Southern California	1 0	51 H	Michigan	1 0	110 A	Colorado	1 1	
			39 A	Kentucky	0 1	55 H	Illinois	2 1	116 N	CSUN	3 1	
						67 H	Seattle	3 0	130 N	UC Irvine	2 0	
						69 A	Louisville	2 1	132 H	Portland	2 1	
						77 A	Utah	2 0	187 A	Gonzaga	2 2	
						82 H	UCLA	2 1				
						86 H	Arizona St.	1 2				
<hr/>												
LAST 10 GAMES												
			86 H	Arizona St.	1 2	12 A	Arizona	0 1				
			77 A	Utah	2 0	187 A	Gonzaga	2 2				
			110 A	Colorado	1 1	132 H	Portland	2 1				
			26 H	Southern California	1 0	130 N	UC Irvine	2 0				
			82 H	UCLA	2 1	116 N	CSUN	3 1				

Non-Div. I Games:

Washington



Average RPI Win:	137	WON-LOST RECORD	WINNING PCT. RANK	LAST 10 GAMES	STRENGTH OF SCHEDULE	OPP. STRENGTH OF SCHEDULE	TEAM RPI	ADJ RPI	CONF. RPI	ADJ CONF. RPI		
DIV. I ONLY		12-2-1	.83333	10	8-1-1	114	64	30	.61223	30	10	10
DIV. I NON-CONF.		8-1-0	.88889	9	4-0-0	168	52	34	.60834	35	10	10
<hr/>												
TOTALS	RPI 1-25	RPI 26-50		W-L RECORDS		RPI 51-100		RPI 101-150		RPI 150+		
12-2-1	0-0-0	1-1-0		OVERALL		4-0-1		2-0-0		5-1-0		
5-0-0	0-0-0	0-0-0		HOME		2-0-0		0-0-0		3-0-0		
4-2-1	0-0-0	1-1-0		AWAY		2-0-1		0-0-0		1-1-0		
3-0-0	0-0-0	0-0-0		NEUTRAL		0-0-0		2-0-0		1-0-0		
8-1-0	0-0-0	1-0-0		NON-CONFERENCE		2-0-0		2-0-0		3-1-0		
2-0-0	0-0-0	0-0-0		HOME		1-0-0		0-0-0		1-0-0		
3-1-0	0-0-0	1-0-		AWAY		1-0-0		0-0-0		1-1-0		
3-0-0	0-0-0	0-0-0		NEUTRAL		0-0-0		2-0-0		1-0-0		
4-1-1	0-0-0	0-1-0		CONFERENCE		2-0-1		0-0-0		2-0-0		
3-0-0	0-0-0	0-0-0		HOME		1-0-0		0-0-0		2-0-0		
1-1-1	0-0-0	0-1-0		AWAY		1-0-1		0-0-0		0-0-0		
0-0-0	0-0-0	0-0-0		NEUTRAL		0-0-0		0-0-0		0-0-0		
<hr/>												
RPI S	Opponent	Score	RPI S	Opponent	Score	RPI S	Opponent	Score	RPI S	Opponent	Score	
			36 A	Georgetown	1 3	56 A	DePaul	1 1	135 N	Campbell	1 0	
			41 A	Boston College	2 1	75 H	Marquette	3 0	147 N	Colgate	1 0	
						93 H	Fairleigh Dickinson	3 1	153 H	Creighton	4 0	
						95 A	Syracuse	1 0	155 A	Brown	1 2	
						96 A	Butler	1 0	183 H	Towson	1 0	
									199 N	Richmond	3 0	
									204 H	Seton Hall	3 0	
									224 A	Stony Brook	1 0	
<hr/>												
			LAST 10 GAMES									
			56 A	DePaul	1 1	204 H	Seton Hall	3 0				
			153 H	Creighton	4 0	93 H	Fairleigh Dickinson	3 1				
			36 A	Georgetown	1 3	199 N	Richmond	3 0				
			75 H	Marquette	3 0	135 N	Campbell	1 0				
			96 A	Butler	1 0	41 A	Boston College	2 1				

Non-Div. I Games:

St. John's (NY)

Average RPI Win:		108	WON-LOST RECORD		WINNING PCT. RANK		LAST 10 GAMES		STRENGTH OF SCHEDULE		OPP. STRENGTH OF SCHEDULE		TEAM RPI		ADJ RPI		CONF. RPI		ADJ CONF. RPI					
DIV. I ONLY			11-3-1		.76667		21		8-2-0		101		8		31		.61212		31		7		7	
DIV. I NON-CONF.			6-2-1		.72222		50		3-1-0		193		2		61		.5742		59		7		7	
TOTALS		RPI 1-25		RPI 26-50				W-L RECORDS				RPI 51-100				RPI 101-150				RPI 150+				
11-3-1		0-2-0		3-1-0				OVERALL				3-0-0				2-0-1				3-0-0				
6-1-0		0-1-0		2-0-0				HOME				2-0-0				1-0-0				1-0-0				
3-2-0		0-1-0		0-1-0				AWAY				1-0-0				1-0-0				1-0-0				
2-0-1		0-0-0		1-0-0				NEUTRAL				0-0-0				0-0-1				1-0-0				
6-2-1		0-1-0		1-1-0				NON-CONFERENCE				2-0-0				0-0-1				3-0-0				
3-0-0		0-0-0		0-0-0				HOME				2-0-0				0-0-0				1-0-0				
1-2-0		0-1-0		0-0-				AWAY				0-0-0				0-0-0				1-0-0				
2-0-1		0-0-0		1-0-0				NEUTRAL				0-0-0				0-0-1				1-0-0				
5-1-0		0-1-0		2-0-0				CONFERENCE				1-0-0				2-0-0				0-0-0				
3-1-0		0-1-0		2-0-0				HOME				0-0-0				1-0-0				0-0-0				
2-0-0		0-0-0		0-0-0				AWAY				1-0-0				1-0-0				0-0-0				
0-0-0		0-0-0		0-0-0				NEUTRAL				0-0-0				0-0-0				0-0-0				
RPI	S	Opponent		Score		RPI	S	Opponent		Score		RPI	S	Opponent		Score		RPI	S	Opponent		Score		
11	A	Duke		0	2	35	H	UNCW		1	0	72	H	Harvard		1	0	114	A	Drexel		2	0	
23	H	Hofstra		1	2	36	N	Georgetown		3	0	79	A	Delaware		2	0	119	N	Wake Forest		1	1	
						44	H	Northeastern		3	1	89	H	East Carolina		3	0	143	H	Col. of Charleston		1	0	
						46	A	Princeton		1	2							151	H	Old Dominion		3	0	
																		204	N	Seton Hall		5	1	
																		217	A	North Carolina St.		3	0	
LAST 10 GAMES																								
						79	A	Delaware		2	0	23	H	Hofstra		1	2							
						114	A	Drexel		2	0	46	A	Princeton		1	2							
						35	H	UNCW		1	0	72	H	Harvard		1	0							
						143	H	Col. of Charleston		1	0	151	H	Old Dominion		3	0							
						44	H	Northeastern		3	1	217	A	North Carolina St.		3	0							

Non-Div. I Games:

William &amp; Mary

Average RPI Win: 111		WON-LOST RECORD		WINNING PCT. RANK		LAST 10 GAMES		STRENGTH OF SCHEDULE		OPP. STRENGTH OF SCHEDULE		TEAM RPI		ADJ RPI		CONF. RPI		ADJ CONF. RPI	
DIV. I ONLY		9-4-3		.65625 71		5-3-2		37		10		32		.60871 32		2		2	
DIV. I NON-CONF.		5-1-1		.78571 38		1-0-0		17		20		13		.65106 15		1		1	
TOTALS		RPI 1-25		RPI 26-50		W-L RECORDS		RPI 51-100		RPI 101-150		RPI 150+							
9-4-3		1-2-0		0-2-2		OVERALL		2-0-1		5-0-0		1-0-0							
6-2-1		1-1-0		0-1-1		HOME		1-0-0		3-0-0		1-0-0							
3-2-2		0-1-0		0-1-1		AWAY		1-0-1		2-0-0		0-0-0							
0-0-0		0-0-0		0-0-0		NEUTRAL		0-0-0		0-0-0		0-0-0							
5-1-1		1-1-0		0-0-1		NON-CONFERENCE		0-0-0		3-0-0		1-0-0							
4-1-0		1-1-0		0-0-0		HOME		0-0-0		2-0-0		1-0-0							
1-0-1		0-0-0		0-1-		AWAY		0-0-0		1-0-0		0-0-0							
0-0-0		0-0-0		0-0-0		NEUTRAL		0-0-0		0-0-0		0-0-0							
4-3-2		0-1-0		0-2-1		CONFERENCE		2-0-1		2-0-0		0-0-0							
2-1-1		0-0-0		0-1-1		HOME		1-0-0		1-0-0		0-0-0							
2-2-1		0-1-0		0-1-0		AWAY		1-0-1		1-0-0		0-0-0							
0-0-0		0-0-0		0-0-0		NEUTRAL		0-0-0		0-0-0		0-0-0							
RPI	S	Opponent		Score		RPI	S	Opponent		Score		RPI	S	Opponent		Score			
5	A	Rutgers		0 2		27	H	Minnesota		1 2		115	H	FIU		3 1			
7	H	Florida		1 0		33	H	Wisconsin		0 0		70	H	Purdue		3 2			
9	H	West Virginia		0 2		40	A	Nebraska		0 2		80	A	Indiana		2 1			
						42	A	Texas		0 0									
									</										

Non-Div. I Games:

Ohio St.



[illegible]

**Non-Div. I Games:**

Wisconsin

Average RPI Win:		130	WON-LOST RECORD		WINNING PCT. RANK		LAST 10 GAMES		STRENGTH OF SCHEDULE		OPP. STRENGTH OF SCHEDULE		TEAM RPI		ADJ RPI		CONF. RPI		ADJ CONF. RPI	
DIV. I ONLY			8-3-5		.65625 71		5-2-3		33		42		35		.60539 34		6		6	
DIV. I NON-CONF.			7-1-2		.8 34		4-0-0		73		22		31		.62974 30		6		6	
TOTALS		RPI 1-25		RPI 26-50		W-L RECORDS		RPI 51-100		RPI 101-150		RPI 150+								
8-3-5		1-1-1		0-2-1		OVERALL		1-0-2		3-0-1		3-0-0								
5-2-1		1-1-0		0-1-1		HOME		0-0-0		2-0-0		2-0-0								
2-0-4		0-0-1		0-0-0		AWAY		0-0-2		1-0-1		1-0-0								
1-1-0		0-0-0		0-1-0		NEUTRAL		1-0-0		0-0-0		0-0-0								
7-1-2		1-0-1		0-1-1		NON-CONFERENCE		1-0-0		2-0-0		3-0-0								
4-0-1		1-0-0		0-0-1		HOME		0-0-0		1-0-0		2-0-0								
2-0-1		0-0-1		0-0-		AWAY		0-0-0		1-0-0		1-0-0								
1-1-0		0-0-0		0-1-0		NEUTRAL		1-0-0		0-0-0		0-0-0								
1-2-3		0-1-0		0-1-0		CONFERENCE		0-0-2		1-0-1		0-0-0								
1-2-0		0-1-0		0-1-0		HOME		0-0-0		1-0-0		0-0-0								
0-0-3		0-0-0		0-0-0		AWAY		0-0-2		0-0-1		0-0-0								
0-0-0		0-0-0		0-0-0		NEUTRAL		0-0-0		0-0-0		0-0-0								
RPI	S	Opponent		Score		RPI	S	Opponent		Score		RPI	S	Opponent		Score				
9	H	West Virginia		1	4	26	N	Southern California		0	1	57	A	Oklahoma		0	0			
12	A	Arizona		1	1	27	H	Minnesota		0	0	85	A	Oklahoma St.		2	2			
14	H	South Fla.		2	1	42	H	Texas		1	2	86	N	Arizona St.		1	0			
												105 H Fla. Atlantic 2 1								
												106 H TCU 3 0								
												116 A CSUN 2 1								
												142 A Baylor 1 1								
												174 A New Mexico 1 0								
												175 H Georgia 2 1								
												267 H UTSA 4 0								

Non-Div. I Games:

Texas Tech

Average RPI Win:		138	WON-LOST RECORD		WINNING PCT. RANK		LAST 10 GAMES		STRENGTH OF SCHEDULE		OPP. STRENGTH OF SCHEDULE		TEAM RPI		ADJ RPI		CONF. RPI		ADJ CONF. RPI				
DIV. I ONLY			12-5-1	.69444	56	7-2-1		47		60		34		.60367		35	7		7				
DIV. I NON-CONF.			7-3-0	.7	59	2-0-0		100		33		47		.5886		50	7		7				
TOTALS		RPI 1-25		RPI 26-50		W-L RECORDS		RPI 51-100		RPI 101-150		RPI 150+											
12-5-1		1-2-0		0-2-0		OVERALL		2-1-1		3-0-0		6-0-0											
5-0-1		0-0-0		0-0-0		HOME		1-0-1		2-0-0		2-0-0											
6-5-0		1-2-0		0-2-0		AWAY		1-1-0		1-0-0		3-0-0											
1-0-0		0-0-0		0-0-0		NEUTRAL		0-0-0		0-0-0		1-0-0											
7-3-0		0-2-0		0-0-0		NON-CONFERENCE		1-1-0		2-0-0		4-0-0											
2-0-0		0-0-0		0-0-0		HOME		0-0-0		1-0-0		1-0-0											
4-3-0		0-2-0		0-0-		AWAY		1-1-0		1-0-0		2-0-0											
1-0-0		0-0-0		0-0-0		NEUTRAL		0-0-0		0-0-0		1-0-0											
5-2-1		1-0-0		0-2-0		CONFERENCE		1-0-1		1-0-0		2-0-0											
3-0-1		0-0-0		0-0-0		HOME		1-0-1		1-0-0		1-0-0											
2-2-0		1-0-0		0-2-0		AWAY		0-0-0		0-0-0		1-0-0											
0-0-0		0-0-0		0-0-0		NEUTRAL		0-0-0		0-0-0		0-0-0											
RPI	S	Opponent		Score		RPI	S	Opponent		Score		RPI	S	Opponent		Score							
2	A	Clemson		1	2	31	A	William & Mary		0	1	66	H	James Madison		3	0	114	H	Drexel		3	2
8	A	Virginia		0	8	44	A	Northeastern		2	3	71	A	Appalachian St.		2	3	119	A	Wake Forest		2	1
23	A	Hofstra		2	1							79	H	Delaware		2	2	135	H	Campbell		2	0
												89	A	East Carolina		2	0	151	A	Old Dominion		2	1
														164 A Elon				164	A	Elon		2	0
														167 A George Mason				167	A	George Mason		1	0
														183 H Towson				183	H	Towson		8	0
														199 H Richmond				199	H	Richmond		4	0
														245 N UMBC				245	N	UMBC		2	1
						LAST 10 GAMES																	
						183	H	Towson		8	0	23	A	Hofstra		2	1						
						66	H	James Madison		3	0	79	H	Delaware		2	2						
						31	A	William & Mary		0	1	114	H	Drexel		3	2						
						164	A	Elon		2	0	119	A	Wake Forest		2	1						
						44	A	Northeastern		2	3	89	A	East Carolina		2	0						

Non-Div. I Games:

UNCW

Average RPI Win:		140	WON-LOST RECORD		WINNING PCT. RANK	LAST 10 GAMES	STRENGTH OF SCHEDULE		OPP. STRENGTH OF SCHEDULE	TEAM RPI	ADJ RPI	CONF. RPI	ADJ CONF. RPI
Average RPI Loss:		35											
DIV. I ONLY		9-5-1			.63333 88	6-3-1	15		84	36	.60352 36	10	10
DIV. I NON-CONF.		5-4-0			.55556 135	2-2-0	6		48	35	.60929 34	10	10
TOTALS		RPI 1-25	RPI 26-50		W-L RECORDS		RPI 51-100		RPI 101-150		RPI 150+		
9-5-1		0-2-0	1-2-0		OVERALL		4-1-1		0-0-0		4-0-0		
4-2-1		0-2-0	1-0-0		HOME		1-0-1		0-0-0		2-0-0		
5-2-0		0-0-0	0-1-0		AWAY		3-1-0		0-0-0		2-0-0		
0-1-0		0-0-0	0-1-0		NEUTRAL		0-0-0		0-0-0		0-0-0		
5-4-0		0-2-0	0-2-0		NON-CONFERENCE		3-0-0		0-0-0		2-0-0		
2-2-0		0-2-0	0-0-0		HOME		1-0-0		0-0-0		1-0-0		
3-1-0		0-0-0	0-0-		AWAY		2-0-0		0-0-0		1-0-0		
0-1-0		0-0-0	0-1-0		NEUTRAL		0-0-0		0-0-0		0-0-0		
4-1-1		0-0-0	1-0-0		CONFERENCE		1-1-1		0-0-0		2-0-0		
2-0-1		0-0-0	1-0-0		HOME		0-0-1		0-0-0		1-0-0		
2-1-0		0-0-0	0-0-0		AWAY		1-1-0		0-0-0		1-0-0		
0-0-0		0-0-0	0-0-0		NEUTRAL		0-0-0		0-0-0		0-0-0		
RPI S	Opponent	Score	RPI S	Opponent	Score	RPI S	Opponent	Score	RPI S	Opponent	Score		
6 H	UConn	1 2	29 A	UCF	1 3	59 H	George Washington	4 1	192 H	San Diego	1 0		
15 H	Virginia Tech	1 2	30 H	St. John's (NY)	3 1	66 A	James Madison	4 3	227 H	Xavier	3 0		
			31 N	William & Mary	0 3	75 H	Marquette	2 2	241 A	Stetson	4 0		
						79 A	Delaware	2 0	264 A	Villanova	5 1		
						96 A	Butler	0 1					
						98 A	Providence	2 1					
LAST 10 GAMES													
			75 H	Marquette	2 2	98 A	Providence	2 1					
			96 A	Butler	0 1	241 A	Stetson	4 0					
			30 H	St. John's (NY)	3 1	29 A	UCF	1 3					
			227 H	Xavier	3 0	15 H	Virginia Tech	1 2					
			264 A	Villanova	5 1	59 H	George Washington	4 1					

Non-Div. I Games:

Georgetown

Average RPI Win:		134	WON-LOST RECORD		WINNING PCT. RANK		LAST 10 GAMES		STRENGTH OF SCHEDULE		OPP. STRENGTH OF SCHEDULE		TEAM RPI		ADJ RPI		CONF. RPI		ADJ CONF. RPI					
Average RPI Loss:		36																						
DIV. I ONLY			12-2-1		.83333		10		7-2-1		155		44		40		.6031		37		8		9	
DIV. I NON-CONF.			8-1-1		.85		22		3-1-1		149		35		36		.61015		33		9		9	
TOTALS		RPI 1-25		RPI 26-50		W-L RECORDS		RPI 51-100		RPI 101-150		RPI 150+												
12-2-1		0-1-0		1-1-0		OVERALL		4-0-0		3-0-0		4-0-1												
8-0-0		0-0-0		1-0-0		HOME		2-0-0		2-0-0		3-0-0												
4-2-1		0-1-0		0-1-0		AWAY		2-0-0		1-0-0		1-0-1												
0-0-0		0-0-0		0-0-0		NEUTRAL		0-0-0		0-0-0		0-0-0												
8-1-1		0-1-0		1-0-0		NON-CONFERENCE		2-0-0		2-0-0		3-0-1												
6-0-0		0-0-0		1-0-0		HOME		1-0-0		2-0-0		2-0-0												
2-1-1		0-1-0		0-0-		AWAY		1-0-0		0-0-0		1-0-1												
0-0-0		0-0-0		0-0-0		NEUTRAL		0-0-0		0-0-0		0-0-0												
4-1-0		0-0-0		0-1-0		CONFERENCE		2-0-0		1-0-0		1-0-0												
2-0-0		0-0-0		0-0-0		HOME		1-0-0		0-0-0		1-0-0												
2-1-0		0-0-0		0-1-0		AWAY		1-0-0		1-0-0		0-0-0												
0-0-0		0-0-0		0-0-0		NEUTRAL		0-0-0		0-0-0		0-0-0												
RPI	S	Opponent		Score		RPI	S	Opponent		Score		RPI	S	Opponent		Score								
24	A	Washington St.		1	2	38	H	Loyola Marymount		2	0	59	H	George Washington		4	1	102	H	Liberty		1	0	
						47	A	Long Beach St.		0	1	73	A	UC Riverside		1	0	104	H	FGCU		4	3	
												77	A	Utah		3	1	130	A	UC Irvine		2	1	
												90	H	UC Davis		1	0	181	H	UNLV		1	0	
																		187	A	Gonzaga		1	1	
																		192	H	San Diego		6	3	
																		260	H	Hawaii		4	0	
																		305	A	Idaho St.		4	2	
LAST 10 GAMES																								
						73	A	UC Riverside		1	0	192	H	San Diego		6	3							
						130	A	UC Irvine		2	1	38	H	Loyola Marymount		2	0							
						260	H	Hawaii		4	0	24	A	Washington St.		1	2							
						90	H	UC Davis		1	0	187	A	Gonzaga		1	1							
						47	A	Long Beach St.		0	1	181	H	UNLV		1	0							

Non-Div. I Games:

Cal St. Fullerton

Average RPI Win:	154	WON-LOST RECORD	WINNING PCT. RANK	LAST 10 GAMES	STRENGTH OF SCHEDULE	OPP. STRENGTH OF SCHEDULE	TEAM RPI	ADJ RPI	CONF. RPI	ADJ CONF. RPI		
DIV. I ONLY		9-4-1	.67857	60	7-2-1	50	62	39	.60196	38	9	8
DIV. I NON-CONF.		6-3-1	.65	88	4-1-1	31	37	38	.60391	38	8	8
<hr/>												
TOTALS	RPI 1-25	RPI 26-50		W-L RECORDS		RPI 51-100		RPI 101-150		RPI 150+		
9-4-1	0-3-0	1-1-0		OVERALL		2-0-1		1-0-0		5-0-0		
7-0-0	0-0-0	1-0-0		HOME		1-0-0		0-0-0		5-0-0		
2-3-1	0-2-0	0-1-0		AWAY		1-0-1		1-0-0		0-0-0		
0-1-0	0-1-0	0-0-0		NEUTRAL		0-0-0		0-0-0		0-0-0		
6-3-1	0-2-0	1-1-0		NON-CONFERENCE		1-0-1		1-0-0		3-0-0		
5-0-0	0-0-0	1-0-0		HOME		1-0-0		0-0-0		3-0-0		
1-2-1	0-1-0	0-0-		AWAY		0-0-1		1-0-0		0-0-0		
0-1-0	0-1-0	0-0-0		NEUTRAL		0-0-0		0-0-0		0-0-0		
3-1-0	0-1-0	0-0-0		CONFERENCE		1-0-0		0-0-0		2-0-0		
2-0-0	0-0-0	0-0-0		HOME		0-0-0		0-0-0		2-0-0		
1-1-0	0-1-0	0-0-0		AWAY		1-0-0		0-0-0		0-0-0		
0-0-0	0-0-0	0-0-0		NEUTRAL		0-0-0		0-0-0		0-0-0		
RPI S	Opponent	Score	RPI S	Opponent	Score	RPI S	Opponent	Score	RPI S	Opponent	Score	
3 A	Penn St.	2 4	37 A	Cal St. Fullerton	0 2	73 H	UC Riverside	1 0	144 A	Weber St.	3 2	
5 N	Rutgers	0 2	47 H	Long Beach St.	1 0	74 A	San Francisco	2 0	169 H	St. Mary's (CA)	2 1	
13 A	Santa Clara	1 2				77 A	Utah	2 2	185 H	Bucknell	3 0	
									214 H	Toledo	1 0	
									234 H	Detroit	5 1	
									247 H	Pacific	2 0	
<hr/>												
LAST 10 GAMES												
74 A	San Francisco	2 0	77 A	Utah	2 2	144 A	Weber St.	3 2				
13 A	Santa Clara	1 2	73 H	UC Riverside	1 0	47 H	Long Beach St.	1 0				
247 H	Pacific	2 0	214 H	Toledo	1 0							
169 H	St. Mary's (CA)	2 1										
37 A	Cal St. Fullerton	0 2										

Non-Div. I Games:

Loyola Marymount

Average RPI Win: 120		WON-LOST	WINNING	LAST 10	STRENGTH OF	OPP. STRENGTH	TEAM	ADJ	CONF.	ADJ CONF.						
Average RPI Loss: 62		RECORD	PCT. RANK	GAMES	SCHEDULE	OF SCHEDULE	RPI	RPI	RPI	RPI						
DIV. I ONLY		9-4-3	.65625	71	4-3-3	56	21	42	.60094	39	3	3				
DIV. I NON-CONF.		6-1-1	.8125	30	1-0-1	43	55	27	.63795	26	3	3				
<hr/>																
TOTALS		RPI 1-25	RPI 26-50		W-L RECORDS		RPI 51-100		RPI 101-150		RPI 150+					
9-4-3		1-1-1	1-1-1		OVERALL		2-1-1		3-1-0		2-0-0					
7-3-2		0-1-0	1-1-1		HOME		2-1-1		2-0-0		2-0-0					
2-1-1		1-0-1	0-0-0		AWAY		0-0-0		1-1-0		0-0-0					
0-0-0		0-0-0	0-0-0		NEUTRAL		0-0-0		0-0-0		0-0-0					
6-1-1		0-0-0	1-0-1		NON-CONFERENCE		2-1-0		1-0-0		2-0-0					
6-1-1		0-0-0	1-0-1		HOME		2-1-0		1-0-0		2-0-0					
0-0-0		0-0-0	0-0-		AWAY		0-0-0		0-0-0		0-0-0					
0-0-0		0-0-0	0-0-0		NEUTRAL		0-0-0		0-0-0		0-0-0					
3-3-2		1-1-1	0-1-0		CONFERENCE		0-0-1		2-1-0		0-0-0					
1-2-1		0-1-0	0-1-0		HOME		0-0-1		1-0-0		0-0-0					
2-1-1		1-0-1	0-0-0		AWAY		0-0-0		1-1-0		0-0-0					
0-0-0		0-0-0	0-0-0		NEUTRAL		0-0-0		0-0-0		0-0-0					
RPI	S	Opponent	Score		RPI	S	Opponent	Score		RPI	S	Opponent	Score			
7	A	Florida	1	1	28	H	Washington	1	0	52	H	Vanderbilt	0	0		
19	A	Ole Miss	4	2	33	H	Wisconsin	0	0	54	H	San Diego St.	0	2		
22	H	Texas A&M	0	1	50	H	Missouri	1	3	69	H	Louisville	1	0		
										96	H	Butler	4	1		
												122	A	Mississippi St.	0	3
												128	H	Arkansas	2	1
												148	H	UNCG	3	0
												149	A	Alabama	1	0
												214	H	Toledo	7	0
												232	H	Ohio	3	0
<hr/>																
LAST 10 GAMES																

Non-Div. I Games:

Kentucky

## Nebraska

Through Games Of Sunday, October 18, 2015

Average RPI Win: 76		WON-LOST RECORD		WINNING PCT. RANK		LAST 10 GAMES		STRENGTH OF SCHEDULE		OPP. STRENGTH OF SCHEDULE		TEAM RPI		ADJ RPI		CONF. RPI		ADJ CONF. RPI	
DIV. I ONLY		6-7-2		.46667 189		3-5-2		2		26		43		.60083 40		2		2	
DIV. I NON-CONF.		4-2-0		.66667 77		1-0-0		2		68		14		.65234 13		1		1	
TOTALS		RPI 1-25		RPI 26-50		W-L RECORDS		RPI 51-100		RPI 101-150		RPI 150+							
6-7-2		0-2-1		3-2-1		OVERALL		2-3-0		0-0-0		1-0-0							
3-4-1		0-2-1		1-2-0		HOME		1-0-0		0-0-0		1-0-0							
3-3-1		0-0-0		2-0-1		AWAY		1-3-0		0-0-0		0-0-0							
0-0-0		0-0-0		0-0-0		NEUTRAL		0-0-0		0-0-0		0-0-0							
4-2-0		0-2-0		1-0-0		NON-CONFERENCE		2-0-0		0-0-0		1-0-0							
2-2-0		0-2-0		0-0-0		HOME		1-0-0		0-0-0		1-0-0							
2-0-0		0-0-0		1-0-		AWAY		1-0-0		0-0-0		0-0-0							
0-0-0		0-0-0		0-0-0		NEUTRAL		0-0-0		0-0-0		0-0-0							
2-5-2		0-0-1		2-2-1		CONFERENCE		0-3-0		0-0-0		0-0-0							
1-2-1		0-0-1		1-2-0		HOME		0-0-0		0-0-0		0-0-0							
1-3-1		0-0-0		1-0-1		AWAY		0-3-0		0-0-0		0-0-0							
0-0-0		0-0-0		0-0-0		NEUTRAL		0-0-0		0-0-0		0-0-0							
RPI	S	Opponent		Score		RPI	S	Opponent		Score		RPI	S	Opponent		Score			
3	H	Penn St.		1 1		27	H	Minnesota		0 3		51	A	Michigan		0 2			
18	H	BYU		0 2		32	H	Ohio St.		2 0		55	A	Illinois		1 3			
21	H	North Carolina		0 3		33	H	Wisconsin		0 3		56	A	DePaul		3 1			
						43	A	Michigan St.		0 0		58	H	Kansas		3 0			
						48	A	Northwestern		1 0		70	A	Purdue		1 2			
						50	A	Missouri		1 0									
LAST 10 GAMES																			
						55	A	Illinois		1 3		32	H	Ohio St.		2 0			
						48	A	Northwestern		1 0		3	H	Penn St.		1 1			
						33	H	Wisconsin		0 3		43	A	Michigan St.		0 0			
						27	H	Minnesota		0 3		51	A	Michigan		0 2			
						70	A	Purdue		1 2		50	A	Missouri		1 0			

Non-Div. I Games:

Nebraska



Average RPI Win:	124	WON-LOST RECORD		WINNING PCT. RANK		LAST 10 GAMES		STRENGTH OF SCHEDULE		OPP. STRENGTH OF SCHEDULE		TEAM RPI		ADJ RPI		CONF. RPI		ADJ CONF. RPI					
DIV. I ONLY		9-6-1		.59375	113	4-5-1		17		34		41		.59998	41	1		1					
DIV. I NON-CONF.		6-3-0		.66667	77	1-2-0		57		30		41		.599	41	2		2					
<hr/>																							
TOTALS		RPI 1-25		RPI 26-50		W-L RECORDS		RPI 51-100		RPI 101-150		RPI 150+											
9-6-1		0-4-1		1-1-0		OVERALL		4-1-0		1-0-0		3-0-0											
4-3-1		0-1-1		1-1-0		HOME		2-1-0		0-0-0		1-0-0											
5-3-0		0-3-0		0-0-0		AWAY		2-0-0		1-0-0		2-0-0											
0-0-0		0-0-0		0-0-0		NEUTRAL		0-0-0		0-0-0		0-0-0											
6-3-0		0-1-0		1-1-0		NON-CONFERENCE		2-1-0		1-0-0		2-0-0											
3-2-0		0-0-0		1-1-0		HOME		1-1-0		0-0-0		1-0-0											
3-1-0		0-1-0		0-0-		AWAY		1-0-0		1-0-0		1-0-0											
0-0-0		0-0-0		0-0-0		NEUTRAL		0-0-0		0-0-0		0-0-0											
3-3-1		0-3-1		0-0-0		CONFERENCE		2-0-0		0-0-0		1-0-0											
1-1-1		0-1-1		0-0-0		HOME		1-0-0		0-0-0		0-0-0											
2-2-0		0-2-0		0-0-0		AWAY		1-0-0		0-0-0		1-0-0											
0-0-0		0-0-0		0-0-0		NEUTRAL		0-0-0		0-0-0		0-0-0											
RPI	S	Opponent		Score		RPI	S	Opponent		Score		RPI	S	Opponent		Score		RPI	S	Opponent		Score	
8	H	Virginia		2	4	30	H	St. John's (NY)		1	2	69	H	Louisville		2	0	147	A	Colgate		3	0
10	A	Stanford		0	4	44	H	Northeastern		1	0	72	A	Harvard		2	1	159	H	Columbia		2	0
11	H	Duke		1	1							78	A	Pittsburgh		2	1	217	A	North Carolina St.		1	0
16	A	Notre Dame		0	2							83	H	Boston U.		2	1	247	A	Pacific		6	0
21	A	North Carolina		0	2							98	H	Providence		2	3						
<hr/>																							
LAST 10 GAMES																							
8	H	Virginia		2	4	11	H	Duke		1	1	69	H	Louisville		2	0						
16	A	Notre Dame		0	2							98	H	Providence		2	3						
78	A	Pittsburgh		2	1	44	H	Northeastern		1	0	30	H	St. John's (NY)		1	2						
21	A	North Carolina		0	2																		
217	A	North Carolina St.		1	0																		

Non-Div. I Games:

Boston College



Average RPI Win:		125	WON-LOST RECORD		WINNING PCT. RANK		LAST 10 GAMES		STRENGTH OF SCHEDULE		OPP. STRENGTH OF SCHEDULE		TEAM RPI		ADJ RPI		CONF. RPI		ADJ CONF. RPI				
DIV. I ONLY			7-4-4	.6	107	4-3-3		13		73		37		.59901		43	2		2				
DIV. I NON-CONF.			4-1-2	.71429	56	1-0-1		38		170		39		.59991		40	1		1				
TOTALS		RPI 1-25		RPI 26-50		W-L RECORDS		RPI 51-100		RPI 101-150		RPI 150+											
7-4-4		0-2-0		1-2-1		OVERALL		1-0-2		3-0-0		2-0-1											
4-2-3		0-1-0		0-1-1		HOME		1-0-2		2-0-0		1-0-0											
3-2-1		0-1-0		1-1-0		AWAY		0-0-0		1-0-0		1-0-1											
0-0-0		0-0-0		0-0-0		NEUTRAL		0-0-0		0-0-0		0-0-0											
4-1-2		0-1-0		0-0-0		NON-CONFERENCE		0-0-1		2-0-0		2-0-1											
2-1-1		0-1-0		0-0-0		HOME		0-0-1		1-0-0		1-0-0											
2-0-1		0-0-0		0-0-		AWAY		0-0-0		1-0-0		1-0-1											
0-0-0		0-0-0		0-0-0		NEUTRAL		0-0-0		0-0-0		0-0-0											
3-3-2		0-1-0		1-2-1		CONFERENCE		1-0-1		1-0-0		0-0-0											
2-1-2		0-0-0		0-1-1		HOME		1-0-1		1-0-0		0-0-0											
1-2-0		0-1-0		1-1-0		AWAY		0-0-0		0-0-0		0-0-0											
0-0-0		0-0-0		0-0-0		NEUTRAL		0-0-0		0-0-0		0-0-0											
RPI	S	Opponent		Score		RPI	S	Opponent		Score		RPI	S	Opponent		Score							
5	A	Rutgers		0	1	27	A	Minnesota		1	0	51	H	Michigan		3	0	137	H	Iowa	2	1	
16	H	Notre Dame		0	2	33	A	Wisconsin		0	1	55	H	Illinois		1	1	142	A	Baylor	2	1	
						40	H	Nebraska		0	0	74	H	San Francisco		1	1	146	H	Dayton	2	1	
						48	H	Northwestern		0	1							174	H	New Mexico	1	0	
																		200	A	Niagara	2	0	
																		207	A	Oakland	1	1	
						LAST 10 GAMES																	
						33	A	Wisconsin		0	1	51	H	Michigan		3	0						
						27	A	Minnesota		1	0	40	H	Nebraska		0	0						
						48	H	Northwestern		0	1	137	H	Iowa		2	1						
						55	H	Illinois		1	1	174	H	New Mexico		1	0						
						5	A	Rutgers		0	1	74	H	San Francisco		1	1						

Non-Div. I Games:

Michigan St.

Average RPI Win:		158	WON-LOST RECORD		WINNING PCT. RANK		LAST 10 GAMES		STRENGTH OF SCHEDULE		OPP. STRENGTH OF SCHEDULE		TEAM RPI		ADJ RPI		CONF. RPI		ADJ CONF. RPI					
DIV. I ONLY			11-5-1		.67647		63		6-3-1		32		123		44		.59514		44		7		7	
DIV. I NON-CONF.			7-3-0		.7		59		2-1-0		87		171		56		.58041		56		7		7	
TOTALS		RPI 1-25		RPI 26-50		W-L RECORDS		RPI 51-100		RPI 101-150		RPI 150+												
11-5-1		0-2-0		1-2-0		OVERALL		3-1-0		2-0-0		5-0-1												
5-2-0		0-1-0		1-0-0		HOME		1-1-0		2-0-0		1-0-0												
6-3-1		0-1-0		0-2-0		AWAY		2-0-0		0-0-0		4-0-1												
0-0-0		0-0-0		0-0-0		NEUTRAL		0-0-0		0-0-0		0-0-0												
7-3-0		0-1-0		0-1-0		NON-CONFERENCE		2-1-0		1-0-0		4-0-0												
3-1-0		0-0-0		0-0-0		HOME		1-1-0		1-0-0		1-0-0												
4-2-0		0-1-0		0-0-		AWAY		1-0-0		0-0-0		3-0-0												
0-0-0		0-0-0		0-0-0		NEUTRAL		0-0-0		0-0-0		0-0-0												
4-2-1		0-1-0		1-1-0		CONFERENCE		1-0-0		1-0-0		1-0-1												
2-1-0		0-1-0		1-0-0		HOME		0-0-0		1-0-0		0-0-0												
2-1-1		0-0-0		0-1-0		AWAY		1-0-0		0-0-0		1-0-1												
0-0-0		0-0-0		0-0-0		NEUTRAL		0-0-0		0-0-0		0-0-0												
RPI	S	Opponent		Score		RPI	S	Opponent		Score		RPI	S	Opponent		Score								
23	H	Hofstra		1 2		31	A	William & Mary		1 3		66	A	James Madison		1 0								
25	A	South Carolina		1 4		35	H	UNCW		3 2		83	H	Boston U.		2 1								
						41	A	Boston College		0 1		92	H	Dartmouth		1 3								
												94	A	Furman		3 1								
								</																

Non-Div. I Games:

Northeastern

[illegible]

**Non-Div. I Games:**

LSU

Average RPI Win:		166	WON-LOST RECORD		WINNING PCT. RANK		LAST 10 GAMES		STRENGTH OF SCHEDULE		OPP. STRENGTH OF SCHEDULE		TEAM RPI		ADJ RPI		CONF. RPI		ADJ CONF. RPI					
Average RPI Loss:		81																						
DIV. I ONLY			11-3-0		.78571		17		9-1-0		125		103		46		.59152		46		11		11	
DIV. I NON-CONF.			7-3-0		.7		59		5-1-0		129		108		62		.5721		61		11		11	
TOTALS		RPI 1-25		RPI 26-50		W-L RECORDS		RPI 51-100		RPI 101-150		RPI 150+												
11-3-0		0-1-0		1-0-0		OVERALL		1-1-0		2-0-0		7-1-0												
7-3-0		0-1-0		1-0-0		HOME		0-1-0		1-0-0		5-1-0												
4-0-0		0-0-0		0-0-0		AWAY		1-0-0		1-0-0		2-0-0												
0-0-0		0-0-0		0-0-0		NEUTRAL		0-0-0		0-0-0		0-0-0												
7-3-0		0-1-0		1-0-0		NON-CONFERENCE		0-1-0		2-0-0		4-1-0												
5-3-0		0-1-0		1-0-0		HOME		0-1-0		1-0-0		3-1-0												
2-0-0		0-0-0		0-0-		AWAY		0-0-0		1-0-0		1-0-0												
0-0-0		0-0-0		0-0-0		NEUTRAL		0-0-0		0-0-0		0-0-0												
4-0-0		0-0-0		0-0-0		CONFERENCE		1-0-0		0-0-0		3-0-0												
2-0-0		0-0-0		0-0-0		HOME		0-0-0		0-0-0		2-0-0												
2-0-0		0-0-0		0-0-0		AWAY		1-0-0		0-0-0		1-0-0												
0-0-0		0-0-0		0-0-0		NEUTRAL		0-0-0		0-0-0		0-0-0												
RPI	S	Opponent		Score		RPI	S	Opponent		Score		RPI	S	Opponent		Score								
5	H	Rutgers		0	3	31	H	William & Mary		2	1	79	H	Delaware		0	1	125	A	Fordham		2	1	
												92	A	Dartmouth		3	2	129	H	La Salle		4	1	
																		155	A	Brown		4	0	
																		158	H	Duquesne		2	3	
																		159	H	Columbia		3	1	
																		177	H	Lehigh		2	0	
																		186	H	Yale		3	0	
																		229	H	Army West Point		4	1	
																		264	A	Villanova		3	1	
																		275	H	Howard		6	0	
LAST 10 GAMES																								
						159	H	Columbia		3	1	186	H	Yale		3	0							
						177	H	Lehigh		2	0	31	H	William & Mary		2	1							
						155	A	Brown		4	0	129	H	La Salle		4	1							
						229	H	Army West Point		4	1	264	A	Villanova		3	1							
						92	A	Dartmouth		3	2	79	H	Delaware		0	1							

Non-Div. I Games:

Princeton

Average RPI Win: 126		WON-LOST RECORD		WINNING PCT. RANK		LAST 10 GAMES		STRENGTH OF SCHEDULE		OPP. STRENGTH OF SCHEDULE		TEAM RPI		ADJ RPI		CONF. RPI		ADJ CONF. RPI	
DIV. I ONLY		8-5-3		.59375 113		4-4-2		23		78		49		.59017 47		8		9	
DIV. I NON-CONF.		5-3-3		.59091 112		1-2-2		29		54		51		.58826 51		9		9	
TOTALS		RPI 1-25		RPI 26-50		W-L RECORDS		RPI 51-100		RPI 101-150		RPI 150+							
8-5-3		0-2-0		1-1-1		OVERALL		3-1-1		1-1-0		3-0-1							
5-3-0		0-2-0		1-0-0		HOME		1-1-0		0-0-0		3-0-0							
3-2-3		0-0-0		0-1-1		AWAY		2-0-1		1-1-0		0-0-1							
0-0-0		0-0-0		0-0-0		NEUTRAL		0-0-0		0-0-0		0-0-0							
5-3-3		0-2-0		0-1-1		NON-CONFERENCE		2-0-1		0-0-0		3-0-1							
4-2-0		0-2-0		0-0-0		HOME		1-0-0		0-0-0		3-0-0							
1-1-3		0-0-0		0-1-		AWAY		1-0-1		0-0-0		0-0-1							
0-0-0		0-0-0		0-0-0		NEUTRAL		0-0-0		0-0-0		0-0-0							
3-2-0		0-0-0		1-0-0		CONFERENCE		1-1-0		1-1-0		0-0-0							
1-1-0		0-0-0		1-0-0		HOME		0-1-0		0-0-0		0-0-0							
2-1-0		0-0-0		0-0-0		AWAY		1-0-0		1-1-0		0-0-0							
0-0-0		0-0-0		0-0-0		NEUTRAL		0-0-0		0-0-0		0-0-0							
RPI	S	Opponent		Score		RPI	S	Opponent		Score		RPI	S	Opponent		Score			
4	H	Auburn		0	1	26	A	Southern California		0	0	53	A	Cincinnati		2	2		
18	H	BYU		1	2	37	H	Cal St. Fullerton		1	0	56	A	DePaul		1	0		
						38	A	Loyola Marymount		0	1	73	H	UC Riverside		1	2		
												82	H	UCLA		1	0		
												87	A	Cal Poly		2	0		
														265 H Portland St.		6	0		
LAST 10 GAMES																			
130	A	UC Irvine		0	2	18	H	BYU		1	2	56	A	DePaul		1	0		
73	H	UC Riverside		1	2	53	A	Cincinnati		2	2	26	A	Southern California		0	0		
103	A	UC Santa Barbara		1	0	38	A	Loyola Marymount		0	1								
87	A	Cal Poly		2	0														
37	H	Cal St. Fullerton		1	0														

Non-Div. I Games:

Long Beach St.

[illegible]

**Non-Div. I Games:**

Northwestern



Average RPI Win:		181	WON-LOST RECORD		WINNING PCT. RANK		LAST 10 GAMES		STRENGTH OF SCHEDULE		OPP. STRENGTH OF SCHEDULE		TEAM RPI		ADJ RPI		CONF. RPI		ADJ CONF. RPI					
DIV. I ONLY			14-2-1		.85294		7		8-1-1		179		93		47		.58902		49		13		13	
DIV. I NON-CONF.			8-2-0		.8		34		2-1-0		195		113		60		.57095		62		12		12	
TOTALS		RPI 1-25		RPI 26-50				W-L RECORDS				RPI 51-100				RPI 101-150				RPI 150+				
14-2-1		0-1-0		0-0-0				OVERALL				1-1-1				3-0-0				10-0-0				
7-1-0		0-0-0		0-0-0				HOME				1-1-0				2-0-0				4-0-0				
6-1-1		0-1-0		0-0-0				AWAY				0-0-1				1-0-0				5-0-0				
1-0-0		0-0-0		0-0-0				NEUTRAL				0-0-0				0-0-0				1-0-0				
8-2-0		0-1-0		0-0-0				NON-CONFERENCE				0-1-0				1-0-0				7-0-0				
3-1-0		0-0-0		0-0-0				HOME				0-1-0				0-0-0				3-0-0				
4-1-0		0-1-0		0-0-				AWAY				0-0-0				1-0-0				3-0-0				
1-0-0		0-0-0		0-0-0				NEUTRAL				0-0-0				0-0-0				1-0-0				
6-0-1		0-0-0		0-0-0				CONFERENCE				1-0-1				2-0-0				3-0-0				
4-0-0		0-0-0		0-0-0				HOME				1-0-0				2-0-0				1-0-0				
2-0-1		0-0-0		0-0-0				AWAY				0-0-1				0-0-0				2-0-0				
0-0-0		0-0-0		0-0-0				NEUTRAL				0-0-0				0-0-0				0-0-0				
RPI	S	Opponent		Score		RPI	S	Opponent		Score		RPI	S	Opponent		Score		RPI	S	Opponent		Score		
22	A	Texas A&M		1	2							58	H	Kansas		1	2	105	H	Fla. Atlantic		2	1	
												65	A	Marshall		0	0	106	A	TCU		1	0	
												84	H	Middle Tenn.		2	1	115	H	FIU		1	0	
																		151	A	Old Dominion		2	0	
																		156	A	Abilene Christian		3	0	
																		163	N	Southern Utah		2	1	
																		181	A	UNLV		1	0	
																		209	H	Oral Roberts		1	0	
																		213	A	Charlotte		1	0	
																		220	H	Houston		3	0	
																		253	H	UAB		3	0	
																		273	H	Lamar		6	0	
																		299	A	Incarnate Word		2	0	
						LAST 10 GAMES																		
						253	H	UAB		3	0	105	H	Fla. Atlantic		2	1							
						84	H	Middle Tenn.		2	1	65	A	Marshall		0	0							
						151	A	Old Dominion		2	0	22	A	Texas A&M		1	2							
						213	A	Charlotte		1	0	209	H	Oral Roberts		1	0							
						115	H	FIU		1	0	106	A	TCU		1	0							

Non-Div. I Games:

North Texas

Average RPI Win: 68		WON-LOST RECORD		WINNING PCT. RANK		LAST 10 GAMES		STRENGTH OF SCHEDULE		OPP. STRENGTH OF SCHEDULE		TEAM RPI		ADJ RPI		CONF. RPI		ADJ CONF. RPI	
DIV. I ONLY		7-4-4		.6 107		5-3-2		63		7		52		.58538 50		3		3	
DIV. I NON-CONF.		2-2-3		.5 156		0-1-1		154		5		125		.52691 119		3		3	
TOTALS		RPI 1-25		RPI 26-50		W-L RECORDS		RPI 51-100		RPI 101-150		RPI 150+							
7-4-4		2-1-0		1-2-1		OVERALL		2-1-1		1-0-1		1-0-1							
5-2-2		2-1-0		0-1-0		HOME		1-0-1		1-0-0		1-0-1							
2-1-2		0-0-0		1-1-1		AWAY		1-0-0		0-0-1		0-0-0							
0-1-0		0-0-0		0-0-0		NEUTRAL		0-1-0		0-0-0		0-0-0							
2-2-3		0-0-0		0-1-1		NON-CONFERENCE		1-1-1		1-0-0		0-0-1							
1-1-2		0-0-0		0-1-0		HOME		0-0-1		1-0-0		0-0-1							
1-0-1		0-0-0		0-1-		AWAY		1-0-0		0-0-0		0-0-0							
0-1-0		0-0-0		0-0-0		NEUTRAL		0-1-0		0-0-0		0-0-0							
5-2-1		2-1-0		1-1-0		CONFERENCE		1-0-0		0-0-1		1-0-0							
4-1-0		2-1-0		0-0-0		HOME		1-0-0		0-0-0		1-0-0							
1-1-1		0-0-0		1-1-0		AWAY		0-0-0		0-0-1		0-0-0							
0-0-0		0-0-0		0-0-0		NEUTRAL		0-0-0		0-0-0		0-0-0							
RPI	S	Opponent		Score		RPI	S	Opponent		Score		RPI	S	Opponent		Score			
4	H	Auburn		2 1		39	A	Kentucky		3 1		106	H	TCU		2 0			
19	H	Ole Miss		2 1		40	H	Nebraska		0 1		63	H	Oregon St.		0 0			
25	H	South Carolina		0 1		45	A	LSU		1 2		70	A	Purdue		3 2			
						48	A	Northwestern		0 0		80	N	Indiana		0 1			
			</																

Non-Div. I Games:

Missouri

Average RPI Win:	139	WON-LOST RECORD	WINNING PCT. RANK	LAST 10 GAMES	STRENGTH OF SCHEDULE	OPP. STRENGTH OF SCHEDULE	TEAM RPI	ADJ RPI	CONF. RPI	ADJ CONF. RPI		
DIV. I ONLY		10-5-2	.64706	82	5-3-2	75	23	50	.58508	51	2	2
DIV. I NON-CONF.		5-3-0	.625	93	0-1-0	174	58	104	.53788	104	1	1
<hr/>												
TOTALS	RPI 1-25	RPI 26-50		W-L RECORDS		RPI 51-100		RPI 101-150		RPI 150+		
10-5-2	0-1-1	2-3-1		OVERALL		1-1-0		3-0-0		4-0-0		
8-1-0	0-0-0	2-0-0		HOME		1-1-0		1-0-0		4-0-0		
1-4-2	0-1-1	0-3-1		AWAY		0-0-0		1-0-0		0-0-0		
1-0-0	0-0-0	0-0-0		NEUTRAL		0-0-0		1-0-0		0-0-0		
5-3-0	0-1-0	0-1-0		NON-CONFERENCE		0-1-0		1-0-0		4-0-0		
4-1-0	0-0-0	0-0-0		HOME		0-1-0		0-0-0		4-0-0		
0-2-0	0-1-0	0-0-		AWAY		0-0-0		0-0-0		0-0-0		
1-0-0	0-0-0	0-0-0		NEUTRAL		0-0-0		1-0-0		0-0-0		
5-2-2	0-0-1	2-2-1		CONFERENCE		1-0-0		2-0-0		0-0-0		
4-0-0	0-0-0	2-0-0		HOME		1-0-0		1-0-0		0-0-0		
1-2-2	0-0-1	0-2-1		AWAY		0-0-0		1-0-0		0-0-0		
0-0-0	0-0-0	0-0-0		NEUTRAL		0-0-0		0-0-0		0-0-0		
RPI	S	Opponent	Score	RPI	S	Opponent	Score	RPI	S	Opponent	Score	
5	A	Rutgers	1 1	27	A	Minnesota	0 0	55	H	Illinois	3 1	
16	A	Notre Dame	0 2	28	A	Washington	0 1	75	H	Marquette	1 2	
				33	A	Wisconsin	2 3					
				40	H	Nebraska	2 0					
				43	A	Michigan St.	0 3					
				48	H	Northwestern	1 0					
			</									

Non-Div. I Games:

Michigan

Average RPI Win: 133		WON-LOST RECORD		WINNING PCT. RANK		LAST 10 GAMES		STRENGTH OF SCHEDULE		OPP. STRENGTH OF SCHEDULE		TEAM RPI		ADJ RPI		CONF. RPI		ADJ CONF. RPI	
DIV. I ONLY		7-5-4		.5625 132		4-2-4		18		74		51		.58366 52		3		3	
DIV. I NON-CONF.		4-3-1		.5625 127		1-0-1		32		162		69		.56391 72		3		3	
TOTALS		RPI 1-25		RPI 26-50		W-L RECORDS		RPI 51-100		RPI 101-150		RPI 150+							
7-5-4		1-2-0		0-0-2		OVERALL		2-2-1		2-1-1		2-0-0							
5-2-2		0-1-0		0-0-0		HOME		2-0-1		2-1-1		1-0-0							
2-3-2		1-1-0		0-0-2		AWAY		0-2-0		0-0-0		1-0-0							
0-0-0		0-0-0		0-0-0		NEUTRAL		0-0-0		0-0-0		0-0-0							
4-3-1		0-0-0		0-0-0		NON-CONFERENCE		2-2-0		0-1-1		2-0-0							
3-1-1		0-0-0		0-0-0		HOME		2-0-0		0-1-1		1-0-0							
1-2-0		0-0-0		0-0-		AWAY		0-2-0		0-0-0		1-0-0							
0-0-0		0-0-0		0-0-0		NEUTRAL		0-0-0		0-0-0		0-0-0							
3-2-3		1-2-0		0-0-2		CONFERENCE		0-0-1		2-0-0		0-0-0							
2-1-1		0-1-0		0-0-0		HOME		0-0-1		2-0-0		0-0-0							
1-1-2		1-1-0		0-0-2		AWAY		0-0-0		0-0-0		0-0-0							
0-0-0		0-0-0		0-0-0		NEUTRAL		0-0-0		0-0-0		0-0-0							
RPI	S	Opponent		Score		RPI	S	Opponent		Score		RPI	S	Opponent		Score			
7	H	Florida		2 3		39	A	Kentucky		0 0		53	A	Cincinnati		0 1			
22	A	Texas A&M		0 1		45	A	LSU		0 0		60	H	Tennessee		1 1			
25	A	South Carolina		2 1								67	A	Seattle		1 3			
												92	H	Dartmouth		1 0			
												97	H	Lipscomb		2 0			
														120 H High Point		1 1			
														122 H Mississippi St.		2 1			
														127 H Miami (OH)		0 1			
														128 H Arkansas		1 0			
														187 A Gonzaga		3 2			
														279 H Evansville		2 1			
LAST 10 GAMES																			
25	A	South Carolina		2 1		7	H	Florida		2 3		279	H	Evansville		2 1			
128	H	Arkansas		1 0		22	A	Texas A&M		0 1		120	H	High Point		1 1			
39	A	Kentucky		0 0		45	A	LSU		0 0		122	H	Mississippi St.		2 1			
60	H	Tennessee		1 1															

Non-Div. I Games:

Vanderbilt

Average RPI Win:	141	WON-LOST RECORD	WINNING PCT. RANK	LAST 10 GAMES	STRENGTH OF SCHEDULE	OPP. STRENGTH OF SCHEDULE	TEAM RPI	ADJ RPI	CONF. RPI	ADJ CONF. RPI														
DIV. I ONLY		10-4-4	.66667	66	5-2-3	77	83	54	.58298	53	5	5												
DIV. I NON-CONF.		6-2-3	.68182	72	1-0-2	117	138	66	.56721	65	5	5												
<hr/>																								
TOTALS	RPI 1-25	RPI 26-50		W-L RECORDS		RPI 51-100		RPI 101-150		RPI 150+														
10-4-4	1-1-0	1-0-1		OVERALL		3-2-1		0-1-0		5-0-2														
6-1-2	1-0-0	1-0-1		HOME		3-1-1		0-0-0		1-0-0														
4-3-2	0-1-0	0-0-0		AWAY		0-1-0		0-1-0		4-0-2														
0-0-0	0-0-0	0-0-0		NEUTRAL		0-0-0		0-0-0		0-0-0														
<hr/>																								
6-2-3	0-0-0	0-0-1		NON-CONFERENCE		2-1-1		0-1-0		4-0-1														
3-1-2	0-0-0	0-0-1		HOME		2-1-1		0-0-0		1-0-0														
3-1-1	0-0-0	0-0-		AWAY		0-0-0		0-1-0		3-0-1														
0-0-0	0-0-0	0-0-0		NEUTRAL		0-0-0		0-0-0		0-0-0														
<hr/>																								
4-2-1	1-1-0	1-0-0		CONFERENCE		1-1-0		0-0-0		1-0-1														
3-0-0	1-0-0	1-0-0		HOME		1-0-0		0-0-0		0-0-0														
1-2-1	0-1-0	0-0-0		AWAY		0-1-0		0-0-0		1-0-1														
0-0-0	0-0-0	0-0-0		NEUTRAL		0-0-0		0-0-0		0-0-0														
<hr/>																								
RPI	S	Opponent	Score		RPI	S	Opponent	Score		RPI	S	Opponent	Score											
6	A	UConn	0	1	29	H	UCF	2	0	52	H	Vanderbilt	1	0										
14	H	South Fla.	1	0	47	H	Long Beach St.	2	2	56	H	DePaul	1	2										
										62	A	Temple	1	2										
										89	H	East Carolina	3	0										
										97	H	Lipscomb	0	0										
										98	H	Providence	1	0										
										110	A	Colorado	0	1										
										158	A	Duquesne	3	2										
										162	A	SMU	2	2										
										203	A	Colorado Col.	2	1										
										220	A	Houston	1	0										
										227	A	Xavier	0	0										
										263	A	Saint Francis (PA)	2	0										
										279	H	Evansville	4	0										
										LAST 10 GAMES														
279	H	Evansville	4	0	14	H	South Fla.	1	0															
89	H	East Carolina	3	0	220	A	Houston	1	0															
6	A	UConn	0	1	162	A	SMU	2	2															
62	A	Temple	1	2	227	A	Xavier	0	0															
29	H	UCF	2	0	47	H	Long Beach St.	2	2															

Non-Div. I Games:

Cincinnati

Average RPI Win:	177	WON-LOST	WINNING	LAST 10	STRENGTH OF	OPP. STRENGTH	TEAM	ADJ	CONF.	ADJ CONF.	
Average RPI Loss:	73	RECORD	PCT. RANK	GAMES	SCHEDULE	OF SCHEDULE	RPI	RPI	RPI	RPI	
DIV. I ONLY	11-4-0	.73333	37	8-2-0	102	125	55	.58297	54	18	18
DIV. I NON-CONF.	4-3-0	.57143	116	1-1-0	16	36	43	.59423	43	17	16
<hr/>											
TOTALS	RPI 1-25	RPI 26-50		W-L RECORDS		RPI 51-100		RPI 101-150		RPI 150+	
11-4-0	0-2-0	1-0-0		OVERALL		0-1-0		3-0-0		7-1-0	
8-0-0	0-0-0	0-0-0		HOME		0-0-0		3-0-0		5-0-0	
3-3-0	0-1-0	1-0-0		AWAY		0-1-0		0-0-0		2-1-0	
0-1-0	0-1-0	0-0-0		NEUTRAL		0-0-0		0-0-0		0-0-0	
<hr/>											
4-3-0	0-2-0	1-0-0		NON-CONFERENCE		0-1-0		2-0-0		1-0-0	
3-0-0	0-0-0	0-0-0		HOME		0-0-0		2-0-0		1-0-0	
1-2-0	0-1-0	1-0-		AWAY		0-1-0		0-0-0		0-0-0	
0-1-0	0-1-0	0-0-0		NEUTRAL		0-0-0		0-0-0		0-0-0	
<hr/>											
7-1-0	0-0-0	0-0-0		CONFERENCE		0-0-0		1-0-0		6-1-0	
5-0-0	0-0-0	0-0-0		HOME		0-0-0		1-0-0		4-0-0	
2-1-0	0-0-0	0-0-0		AWAY		0-0-0		0-0-0		2-1-0	
0-0-0	0-0-0	0-0-0		NEUTRAL		0-0-0		0-0-0		0-0-0	
<hr/>											
RPI S	Opponent	Score		RPI S	Opponent	Score		RPI S	Opponent	Score	
12 N	Arizona	0	1	39 A	Kentucky	2	0	90 A	UC Davis	0	1
17 A	California	0	2								
<hr/>											
				LAST 10 GAMES							
				139 H San Jose St.				181 H UNLV			
				249 H Fresno St.				161 A Utah St.			
				218 A Wyoming				171 A Boise St.			
				288 H Colorado St.				90 A UC Davis			
				240 H Nevada				192 H San Diego			

**Non-Div. I Games:**

San Diego St.

Average RPI Win: 127		WON-LOST	WINNING	LAST 10	STRENGTH OF		OPP. STRENGTH	TEAM	ADJ	CONF.	ADJ CONF.
Average RPI Loss: 72		RECORD	PCT. RANK	GAMES	SCHEDULE		OF SCHEDULE	RPI	RPI	RPI	RPI
DIV. I ONLY		9-4-3	.65625	71	4-3-3		88	38	53	.58161	55
DIV. I NON-CONF.		6-1-0	.85714	17	1-0-0		75	147	32	.62394	32
TOTALS		RPI 1-25	RPI 26-50		W-L RECORDS		RPI 51-100		RPI 101-150		RPI 150+
9-4-3		1-0-0	1-1-2		OVERALL		0-2-1		4-1-0		3-0-0
7-1-1		1-0-0	1-0-1		HOME		0-0-0		2-1-0		3-0-0
1-3-2		0-0-0	0-1-1		AWAY		0-2-1		1-0-0		0-0-0
1-0-0		0-0-0	0-0-0		NEUTRAL		0-0-0		1-0-0		0-0-0
6-1-0		0-0-0	0-1-0		NON-CONFERENCE		0-0-0		3-0-0		3-0-0
4-0-0		0-0-0	0-0-0		HOME		0-0-0		1-0-0		3-0-0
1-1-0		0-0-0	0-0-		AWAY		0-0-0		1-0-0		0-0-0
1-0-0		0-0-0	0-0-0		NEUTRAL		0-0-0		1-0-0		0-0-0
3-3-3		1-0-0	1-0-2		CONFERENCE		0-2-1		1-1-0		0-0-0
3-1-1		1-0-0	1-0-1		HOME		0-0-0		1-1-0		0-0-0
0-2-2		0-0-0	0-0-1		AWAY		0-2-1		0-0-0		0-0-0
0-0-0		0-0-0	0-0-0		NEUTRAL		0-0-0		0-0-0		0-0-0
RPI S	Opponent	Score		RPI S	Opponent	Score		RPI S	Opponent	Score	
5	H Rutgers	2 1		28	A Washington	1 2		51	A Michigan	1 3	
				32	H Ohio St.	1 1		70	A Purdue	1 3	
				40	H Nebraska	3 1		80	A Indiana	0 0	
				43	A Michigan St.	1 1					

Average RPI Win:	182	WON-LOST RECORD	WINNING PCT. RANK	LAST 10 GAMES	STRENGTH OF SCHEDULE	OPP. STRENGTH OF SCHEDULE	TEAM RPI	ADJ RPI	CONF. RPI	ADJ CONF. RPI		
DIV. I ONLY		11-2-3	.78125	20	7-1-2	169	82	60	.57899	56	10	10
DIV. I NON-CONF.		6-2-2	.7	59	2-1-1	182	49	76	.55929	76	10	10
<hr/>												
TOTALS	RPI 1-25	RPI 26-50		W-L RECORDS		RPI 51-100		RPI 101-150		RPI 150+		
11-2-3	0-0-0	0-2-1		OVERALL		3-0-1		0-0-0		8-0-1		
4-2-2	0-0-0	0-2-1		HOME		2-0-1		0-0-0		2-0-0		
5-0-1	0-0-0	0-0-0		AWAY		1-0-0		0-0-0		4-0-1		
2-0-0	0-0-0	0-0-0		NEUTRAL		0-0-0		0-0-0		2-0-0		
<hr/>												
6-2-2	0-0-0	0-2-0		NON-CONFERENCE		2-0-1		0-0-0		4-0-1		
2-2-1	0-0-0	0-2-0		HOME		1-0-1		0-0-0		1-0-0		
2-0-1	0-0-0	0-0-		AWAY		1-0-0		0-0-0		1-0-1		
2-0-0	0-0-0	0-0-0		NEUTRAL		0-0-0		0-0-0		2-0-0		
<hr/>												
5-0-1	0-0-0	0-0-1		CONFERENCE		1-0-0		0-0-0		4-0-0		
2-0-1	0-0-0	0-0-1		HOME		1-0-0		0-0-0		1-0-0		
3-0-0	0-0-0	0-0-0		AWAY		0-0-0		0-0-0		3-0-0		
0-0-0	0-0-0	0-0-0		NEUTRAL		0-0-0		0-0-0		0-0-0		
<hr/>												
RPI	S	Opponent	Score	RPI	S	Opponent	Score	RPI	S	Opponent	Score	
30	H	St. John's (NY)	1 1	53	A	Cincinnati	2 1	153	A	Creighton	4 0	
40	H	Nebraska	1 3	76	H	Western Mich.	2 0	179	A	Loyola Chicago	0 0	
47	H	Long Beach St.	0 1	77	H	Utah	0 0	204	H	Seton Hall	1 0	
				96	H	Butler	3 2	211	A	Central Mich.	1 0	
								223	N	Eastern Mich.	7 0	
								227	A	Xavier	4 0	
								229	H	Army West Point	3 0	
								263	N	Saint Francis (PA)	5 0	
								264	A	Villanova	3 0	
<hr/>												
LAST 10 GAMES												
30	H	St. John's (NY)	1 1	227	A	Xavier	4 0					
264	A	Villanova	3 0	47	H	Long Beach St.	0 1					
96	H	Butler	3 2	179	A	Loyola Chicago	0 0					
204	H	Seton Hall	1 0	211	A	Central Mich.	1 0					
153	A	Creighton	4 0	76	H	Western Mich.	2 0					

Non-Div. I Games:

DePaul



Average RPI Win: 144		WON-LOST RECORD	WINNING PCT. RANK	LAST 10 GAMES	STRENGTH OF SCHEDULE	OPP. STRENGTH OF SCHEDULE	TEAM RPI	ADJ RPI	CONF. RPI	ADJ CONF. RPI	
Average RPI Loss: 57											
DIV. I ONLY		8-6-2	.5625 132	3-2-2	31	56	56	.57846 57	6	6	
DIV. I NON-CONF.		6-4-0	.6 105	2-0-0	46	31	55	.58291 53	6	6	
<hr/>											
TOTALS		RPI 1-25	RPI 26-50		W-L RECORDS		RPI 51-100		RPI 101-150		RPI 150+
8-6-2		0-3-1	0-0-1		OVERALL		3-2-0		2-1-0		3-0-0
5-0-2		0-0-1	0-0-1		HOME		2-0-0		1-0-0		2-0-0
3-6-0		0-3-0	0-0-0		AWAY		1-2-0		1-1-0		1-0-0
0-0-0		0-0-0	0-0-0		NEUTRAL		0-0-0		0-0-0		0-0-0
6-4-0		0-3-0	0-0-0		NON-CONFERENCE		2-1-0		2-0-0		2-0-0
4-0-0		0-0-0	0-0-0		HOME		2-0-0		1-0-0		1-0-0
2-4-0		0-3-0	0-0-		AWAY		0-1-0		1-0-0		1-0-0
0-0-0		0-0-0	0-0-0		NEUTRAL		0-0-0		0-0-0		0-0-0
2-2-2		0-0-1	0-0-1		CONFERENCE		1-1-0		0-1-0		1-0-0
1-0-2		0-0-1	0-0-1		HOME		0-0-0		0-0-0		1-0-0
1-2-0		0-0-0	0-0-0		AWAY		1-1-0		0-1-0		0-0-0
0-0-0		0-0-0	0-0-0		NEUTRAL		0-0-0		0-0-0		0-0-0
RPI S	Opponent	Score		RPI S	Opponent	Score		RPI S	Opponent	Score	
9 H	West Virginia	0	0	34 H	Texas Tech	0	0	58 A	Kansas	0	1
10 A	Stanford	1	2					61 H	Tulsa	2	1
13 A	Santa Clara	0	2					85 A	Oklahoma St.	2	0
25 A	South Carolina	1	2					86 H	Arizona St.	2	0
								94 A	Furman	1	2

Non-Div. I Games:

Oklahoma

Average RPI Win:		139	WON-LOST RECORD		WINNING PCT. RANK		LAST 10 GAMES		STRENGTH OF SCHEDULE		OPP. STRENGTH OF SCHEDULE		TEAM RPI		ADJ RPI		CONF. RPI		ADJ CONF. RPI					
DIV. I ONLY			8-6-1		.56667 125		6-4-0		35		63		62		.57774 58		6		6					
DIV. I NON-CONF.			5-4-1		.55 148		3-2-0		65		53		73		.56419 70		6		6					
TOTALS		RPI 1-25		RPI 26-50		W-L RECORDS		RPI 51-100		RPI 101-150		RPI 150+												
8-6-1		0-2-0		1-2-1		OVERALL		1-1-0		2-0-0		4-1-0												
3-3-0		0-1-0		0-1-0		HOME		1-1-0		1-0-0		1-0-0												
5-3-1		0-1-0		1-1-1		AWAY		0-0-0		1-0-0		3-1-0												
0-0-0		0-0-0		0-0-0		NEUTRAL		0-0-0		0-0-0		0-0-0												
5-4-1		0-1-0		1-1-1		NON-CONFERENCE		0-1-0		1-0-0		3-1-0												
1-2-0		0-1-0		0-0-0		HOME		0-1-0		0-0-0		1-0-0												
4-2-1		0-0-0		1-1-		AWAY		0-0-0		1-0-0		2-1-0												
0-0-0		0-0-0		0-0-0		NEUTRAL		0-0-0		0-0-0		0-0-0												
3-2-0		0-1-0		0-1-0		CONFERENCE		1-0-0		1-0-0		1-0-0												
2-1-0		0-0-0		0-1-0		HOME		1-0-0		1-0-0		0-0-0												
1-1-0		0-1-0		0-0-0		AWAY		0-0-0		0-0-0		1-0-0												
0-0-0		0-0-0		0-0-0		NEUTRAL		0-0-0		0-0-0		0-0-0												
RPI	S	Opponent		Score		RPI	S	Opponent		Score		RPI	S	Opponent		Score								
9	A	West Virginia		0	6	27	A	Minnesota		0	0	57	H	Oklahoma		1	0	128	A	Arkansas		2	1	
13	H	Santa Clara		0	1	40	A	Nebraska		0	3	63	H	Oregon St.		0	1	142	H	Baylor		1	0	
						42	H	Texas		1	2							162	A	SMU		2	1	
						49	A	North Texas		2	1							182	H	South Dakota St.		3	0	
																		190	A	Iowa St.		4	0	
																		203	A	Colorado Col.		2	1	
																		218	A	Wyoming		1	2	
						LAST 10 GAMES																		
						9	A	West Virginia		0	6	182	H	South Dakota St.		3	0							
						57	H	Oklahoma		1	0	128	A	Arkansas		2	1							
						142	H	Baylor		1	0	203	A	Colorado Col.		2	1							
						190	A	Iowa St.		4	0	218	A	Wyoming		1	2							
						42	H	Texas		1	2	63	H	Oregon St.		0	1							

Non-Div. I Games:

Kansas

Average RPI Win:	165	WON-LOST RECORD	WINNING PCT. RANK	LAST 10 GAMES	STRENGTH OF SCHEDULE	OPP. STRENGTH OF SCHEDULE	TEAM RPI	ADJ RPI	CONF. RPI	ADJ CONF. RPI	
Average RPI Loss:	67										
DIV. I ONLY	11-4-0	.73333	37	9-1-0	128	98	58	.57748	59	14	14
DIV. I NON-CONF.	5-4-0	.55556	135	3-1-0	123	69	99	.54163	97	14	14
<hr/>											
TOTALS	RPI 1-25	RPI 26-50		W-L RECORDS	RPI 51-100		RPI 101-150		RPI 150+		
11-4-0	0-0-0	0-2-0		OVERALL	2-1-0		4-1-0		5-0-0		
6-1-0	0-0-0	0-0-0		HOME	1-0-0		3-1-0		2-0-0		
4-3-0	0-0-0	0-2-0		AWAY	0-1-0		1-0-0		3-0-0		
1-0-0	0-0-0	0-0-0		NEUTRAL	1-0-0		0-0-0		0-0-0		
<hr/>											
5-4-0	0-0-0	0-2-0		NON-CONFERENCE	2-1-0		1-1-0		2-0-0		
3-1-0	0-0-0	0-0-0		HOME	1-0-0		1-1-0		1-0-0		
1-3-0	0-0-0	0-0-		AWAY	0-1-0		0-0-0		1-0-0		
1-0-0	0-0-0	0-0-0		NEUTRAL	1-0-0		0-0-0		0-0-0		
<hr/>											
6-0-0	0-0-0	0-0-0		CONFERENCE	0-0-0		3-0-0		3-0-0		
3-0-0	0-0-0	0-0-0		HOME	0-0-0		2-0-0		1-0-0		
3-0-0	0-0-0	0-0-0		AWAY	0-0-0		1-0-0		2-0-0		
0-0-0	0-0-0	0-0-0		NEUTRAL	0-0-0		0-0-0		0-0-0		
<hr/>											
RPI S	Opponent	Score	RPI S	Opponent	Score	RPI S	Opponent	Score	RPI S	Opponent	Score
			36 A	Georgetown	1 4	73 N	UC Riverside	1 0	102 H	Liberty	3 0
			37 A	Cal St. Fullerton	1 4	79 A	Delaware	1 3	114 H	Drexel	0 1
						89 H	East Carolina	3 0	124 A	VCU	2 0
									129 H	La Salle	2 1
									133 H	Saint Joseph's	2 0
									178 H	Massachusetts	1 0
									199 A	Richmond	1 0
									239 A	St. Bonaventure	2 1
									245 A	UMBC	2 0
									302 H	Delaware St.	2 0
			LAST 10 GAMES								
			199 A	Richmond	1 0	133 H	Saint Joseph's	2 0			
			124 A	VCU	2 0	245 A	UMBC	2 0			
			178 H	Massachusetts	1 0	302 H	Delaware St.	2 0			
			129 H	La Salle	2 1	102 H	Liberty	3 0			
			239 A	St. Bonaventure	2 1	79 A	Delaware	1 3			

Non-Div. I Games:

George Washington

Average RPI Win: 168		WON-LOST	WINNING	LAST 10	STRENGTH OF		OPP. STRENGTH	TEAM	ADJ		CONF.	ADJ CONF.	
Average RPI Loss: 20		RECORD	PCT. RANK	GAMES	SCHEDULE		OF SCHEDULE	RPI	RPI		RPI	RPI	
DIV. I ONLY		7-3-5	.63333	88	5-3-2		82	53	59	.57671	60	3	3
DIV. I NON-CONF.		4-0-3	.78571	38	2-0-0		23	157	30	.62839	31	3	3
TOTALS		RPI 1-25	RPI 26-50		W-L RECORDS		RPI 51-100		RPI 101-150		RPI 150+		
7-3-5		0-2-1	0-1-0		OVERALL		0-0-2		4-0-2		3-0-0		
5-2-1		0-2-0	0-0-0		HOME		0-0-1		2-0-0		3-0-0		
2-1-4		0-0-1	0-1-0		AWAY		0-0-1		2-0-2		0-0-0		
0-0-0		0-0-0	0-0-0		NEUTRAL		0-0-0		0-0-0		0-0-0		
4-0-3		0-0-1	0-0-0		NON-CONFERENCE		0-0-1		2-0-1		2-0-0		
4-0-1		0-0-0	0-0-0		HOME		0-0-1		2-0-0		2-0-0		
0-0-2		0-0-1	0-0-		AWAY		0-0-0		0-0-1		0-0-0		
0-0-0		0-0-0	0-0-0		NEUTRAL		0-0-0		0-0-0		0-0-0		
3-3-2		0-2-0	0-1-0		CONFERENCE		0-0-1		2-0-1		1-0-0		
1-2-0		0-2-0	0-0-0		HOME		0-0-0		0-0-0		1-0-0		
2-1-2		0-0-0	0-1-0		AWAY		0-0-1		2-0-1		0-0-0		
0-0-0		0-0-0	0-0-0		NEUTRAL		0-0-0		0-0-0		0-0-0		
RPI S	Opponent	Score	RPI S	Opponent	Score	RPI S	Opponent	Score	RPI S	Opponent	Score		
4 H	Auburn	1 3	50 A	Missouri	1 3	52 A	Vanderbilt	1 1	101 H	Murray St.	3 0		
7 H	Florida	1 2				97 H	Lipscomb	0 0	102 A	Liberty	0 0		
15 A	Virginia Tech	1 1							122 A	Mississippi St.	0 0		
									128 A	Arkansas	1 0		
									136 H	Navy	3 0		
									149 A	Alabama	3 1		
									175 H	Georgia	1 0		
									205 H	Ga. Southern	2 0		
									284 H	Belmont	8 0		
LAST 10 GAMES													
	50 A	Missouri	1	3		122 A	Mississippi St.	0	0				
	149 A	Alabama	3	1		4 H	Auburn	1	3				
	7 H	Florida	1	2		284 H	Belmont	8	0				
	175 H	Georgia	1	0		128 A	Arkansas	1	0				
	52 A	Vanderbilt	1	1		101 H	Murray St.	3	0				

Non-Div. I Games:

Tennessee

Average RPI Win: 208		WON-LOST	WINNING	LAST 10	STRENGTH OF		OPP. STRENGTH	TEAM	ADJ		CONF.	ADJ CONF.		
Average RPI Loss: 27		RECORD	PCT. RANK	GAMES	SCHEDULE		OF SCHEDULE	RPI	RPI		RPI	RPI		
DIV. I ONLY		11-4-1	.71875	42	5-4-1		106	120	57	.5765	61	5	5	
DIV. I NON-CONF.		8-1-0	.88889	9	2-1-0		194	247	53	.58161	54	5	5	
<hr/>														
TOTALS		RPI 1-25		RPI 26-50		W-L RECORDS		RPI 51-100		RPI 101-150		RPI 150+		
11-4-1		0-2-0		0-1-0		OVERALL		1-1-1		1-0-0		9-0-0		
9-1-1		0-1-0		0-0-0		HOME		1-0-1		0-0-0		8-0-0		
2-3-0		0-1-0		0-1-0		AWAY		0-1-0		1-0-0		1-0-0		
0-0-0		0-0-0		0-0-0		NEUTRAL		0-0-0		0-0-0		0-0-0		
8-1-0		0-0-0		0-0-0		NON-CONFERENCE		0-1-0		1-0-0		7-0-0		
6-0-0		0-0-0		0-0-0		HOME		0-0-0		0-0-0		6-0-0		
2-1-0		0-0-0		0-0-		AWAY		0-1-0		1-0-0		1-0-0		
0-0-0		0-0-0		0-0-0		NEUTRAL		0-0-0		0-0-0		0-0-0		
3-3-1		0-2-0		0-1-0		CONFERENCE		1-0-1		0-0-0		2-0-0		
3-1-1		0-1-0		0-0-0		HOME		1-0-1		0-0-0		2-0-0		
0-2-0		0-1-0		0-1-0		AWAY		0-0-0		0-0-0		0-0-0		
0-0-0		0-0-0		0-0-0		NEUTRAL		0-0-0		0-0-0		0-0-0		
RPI	S	Opponent		Score	RPI	S	Opponent		Score	RPI	S	Opponent		Score
6	H	UConn		1 2	29	A	UCF		1 3	57	A	Oklahoma		1 2
14	A	South Fla.		0 1						62	H	Temple		2 1
										81	H	Memphis		0 0
										150	A	Missouri St.		3 0
										162	H	SMU		2 1
										184	H	Mercer		2 0
										209	A	Oral Roberts		2 1
										220	H	Houston		1 0
										228	H	Central Ark.		2 0
										237	H	McNeese St.		3 0
										262	H	SIUE		2 0
										278	H	Indiana St.		1 0
										299	H	Incarnate Word		4 0
<hr/>														
LAST 10 GAMES														
6	H	UConn		1 2	162	H	SMU		2 1					
62	H	Temple		2 1	81	H	Memphis		0 0					
29	A	UCF		1 3	209	A	Oral Roberts		2 1					
14	A	South Fla.		0 1	57	A	Oklahoma		1 2					
220	H	Houston		1 0	299	H	Incarnate Word		4 0					

Non-Div. I Games: Mo. Southern St. 3 1

Tulsa

Average RPI Win: 165		WON-LOST	WINNING	LAST 10	STRENGTH OF		OPP. STRENGTH	TEAM	ADJ		CONF.	ADJ CONF.
Average RPI Loss: 70		RECORD	PCT. RANK	GAMES	SCHEDULE		OF SCHEDULE	RPI	RPI		RPI	RPI
DIV. I ONLY		10-6-1	.61765	102	54		110	61	.57509		62	5
DIV. I NON-CONF.		8-2-0	.8	34	143		211	58	.57632		58	5
TOTALS		RPI 1-25	RPI 26-50		W-L RECORDS		RPI 51-100		RPI 101-150		RPI 150+	
10-6-1		0-2-0	0-1-0		OVERALL		3-1-1		2-1-0		5-1-0	
8-1-1		0-0-0	0-0-0		HOME		2-0-1		2-0-0		4-1-0	
2-5-0		0-2-0	0-1-0		AWAY		1-1-0		0-1-0		1-0-0	
0-0-0		0-0-0	0-0-0		NEUTRAL		0-0-0		0-0-0		0-0-0	
8-2-0		0-0-0	0-0-0		NON-CONFERENCE		1-0-0		2-1-0		5-1-0	
7-1-0		0-0-0	0-0-0		HOME		1-0-0		2-0-0		4-1-0	
1-1-0		0-0-0	0-0-		AWAY		0-0-0		0-1-0		1-0-0	
0-0-0		0-0-0	0-0-0		NEUTRAL		0-0-0		0-0-0		0-0-0	
2-4-1		0-2-0	0-1-0		CONFERENCE		2-1-1		0-0-0		0-0-0	
1-0-1		0-0-0	0-0-0		HOME		1-0-1		0-0-0		0-0-0	
1-4-0		0-2-0	0-1-0		AWAY		1-1-0		0-0-0		0-0-0	
0-0-0		0-0-0	0-0-0		NEUTRAL		0-0-0		0-0-0		0-0-0	
RPI S	Opponent	Score	RPI S	Opponent	Score	RPI S	Opponent	Score	RPI S	Opponent	Score	
6 A	UConn	0 1	29 A	UCF	0 1	53 H	Cincinnati	2 1	129 H	La Salle	3 0	
14 A	South Fla.	0 1				61 A	Tulsa	1 2	131 A	Penn	1 2	
						81 A	Memphis	2 1	133 H	Saint Joseph's	3 1	
						89 H	East Carolina	0 0	168 H	Rider	2 1	
						93 H	Fairleigh Dickinson	3 0	177 H	Lehigh	2 3	
									193 H	Loyola Maryland	4 0	
									226 A	New Hampshire	4 0	
									276 H	Binghamton	4 1	
									302 H	Delaware St.	5 0	
LAST 10 GAMES												
81 A	Memphis	2 1	14 A	South Fla.	0 1							
61 A	Tulsa	1 2	29 A	UCF	0 1							
89 H	East Carolina	0 0	133 H	Saint Joseph's	3 1							
53 H	Cincinnati	2 1	129 H	La Salle	3 0							
6 A	UConn	0 1	276 H	Binghamton	4 1							

Non-Div. I Games:

Temple



Average RPI Win:		216	WON-LOST RECORD		WINNING PCT. RANK		LAST 10 GAMES		STRENGTH OF SCHEDULE		OPP. STRENGTH OF SCHEDULE		TEAM RPI		ADJ RPI		CONF. RPI		ADJ CONF. RPI				
DIV. I ONLY			12-4-0		.75 28		7-3-0		119		195		63		.57147 64		12		12				
DIV. I NON-CONF.			7-2-0		.77778 43		2-1-0		217		241		90		.54787 90		13		13				
TOTALS		RPI 1-25		RPI 26-50				W-L RECORDS		RPI 51-100				RPI 101-150				RPI 150+					
12-4-0		0-2-0		0-0-0				OVERALL		1-0-0				1-2-0				10-0-0					
5-1-0		0-1-0		0-0-0				HOME		1-0-0				1-0-0				3-0-0					
6-2-0		0-0-0		0-0-0				AWAY		0-0-0				0-2-0				6-0-0					
1-1-0		0-1-0		0-0-0				NEUTRAL		0-0-0				0-0-0				1-0-0					
7-2-0		0-1-0		0-0-0				NON-CONFERENCE		0-0-0				0-1-0				7-0-0					
3-0-0		0-0-0		0-0-0				HOME		0-0-0				0-0-0				3-0-0					
3-1-0		0-0-0		0-0-				AWAY		0-0-0				0-1-0				3-0-0					
1-1-0		0-1-0		0-0-0				NEUTRAL		0-0-0				0-0-0				1-0-0					
5-2-0		0-1-0		0-0-0				CONFERENCE		1-0-0				1-1-0				3-0-0					
2-1-0		0-1-0		0-0-0				HOME		1-0-0				1-0-0				0-0-0					
3-1-0		0-0-0		0-0-0				AWAY		0-0-0				0-1-0				3-0-0					
0-0-0		0-0-0		0-0-0				NEUTRAL		0-0-0				0-0-0				0-0-0					
RPI	S	Opponent		Score		RPI	S	Opponent		Score		RPI	S	Opponent		Score		RPI	S	Opponent		Score	
14	N	South Fla.		0	1							71	H	Appalachian St.		3	0	108	H	Texas St.		4	1
20	H	South Ala.		1	2													141	A	Georgia St.		1	2
																		149	A	Alabama		0	1
																		194	H	Louisiana Tech		1	0
																		202	A	Tennessee Tech		3	0
																		205	A	Ga. Southern		1	0
																		216	A	La.-Lafayette		1	0
																		233	H	Gardner-Webb		2	0
																		254	H	UT Martin		2	1
																		255	A	La.-Monroe		1	0
																		269	N	Austin Peay		4	0
																		284	A	Belmont		2	1
																		304	A	Alabama St.		3	2
LAST 10 GAMES																							
																		141	A	Georgia St.		1	2
																		205	A	Ga. Southern		1	0
																		71	H	Appalachian St.		3	0
																		108	H	Texas St.		4	1
																		216	A	La.-Lafayette		1	0
																		255	A	La.-Monroe		1	0
																		20	H	South Ala.		1	2
																		284	A	Belmont		2	1
																		202	A	Tennessee Tech		3	0
																		14	N	South Fla.		0	1

Non-Div. I Games:

Troy



Average RPI Win: 183		WON-LOST	WINNING	LAST 10	STRENGTH OF	OPP. STRENGTH	TEAM	ADJ	CONF.	ADJ CONF.					
Average RPI Loss: 156		RECORD	PCT. RANK	GAMES	SCHEDULE	OF SCHEDULE	RPI	RPI	RPI	RPI					
DIV. I ONLY		11-3-3	.73529	35	5-2-3	136	137	64	.57097	65	13	13			
DIV. I NON-CONF.		7-1-1	.83333	26	1-0-1	137	206	48	.59071	48	12	12			
<hr/>															
TOTALS		RPI 1-25		RPI 26-50		W-L RECORDS		RPI 51-100		RPI 101-150		RPI 150+			
11-3-3		0-0-0		0-0-1		OVERALL		3-0-2		2-2-0		6-1-0			
5-1-1		0-0-0		0-0-1		HOME		2-0-0		1-1-0		2-0-0			
6-2-2		0-0-0		0-0-0		AWAY		1-0-2		1-1-0		4-1-0			
0-0-0		0-0-0		0-0-0		NEUTRAL		0-0-0		0-0-0		0-0-0			
7-1-1		0-0-0		0-0-0		NON-CONFERENCE		1-0-1		1-1-0		5-0-0			
3-0-0		0-0-0		0-0-0		HOME		1-0-0		0-0-0		2-0-0			
4-1-1		0-0-0		0-0-		AWAY		0-0-1		1-1-0		3-0-0			
0-0-0		0-0-0		0-0-0		NEUTRAL		0-0-0		0-0-0		0-0-0			
4-2-2		0-0-0		0-0-1		CONFERENCE		2-0-1		1-1-0		1-1-0			
2-1-1		0-0-0		0-0-1		HOME		1-0-0		1-1-0		0-0-0			
2-1-1		0-0-0		0-0-0		AWAY		1-0-1		0-0-0		1-1-0			
0-0-0		0-0-0		0-0-0		NEUTRAL		0-0-0		0-0-0		0-0-0			
RPI	S	Opponent	Score	RPI	S	Opponent	Score	RPI	S	Opponent	Score				
				49	H	North Texas	0 0	66	H	James Madison	1 0	105	H	Fla. Atlantic	0 1
								71	A	Appalachian St.	0 0	111	A	Monmouth	0 1
								84	A	Middle Tenn.	3 2	115	H	FIU	1 0
								91	A	UTEP	1 1	124	A	VCU	1 0
								100	H	Rice	1 0	195	A	ETSU	2 1
												232	H	Ohio	3 2
												253	A	UAB	1 2
												259	A	IUPUI	2 1
												267	A	UTSA	2 1
												278	A	Indiana St.	2 0
												292	H	Eastern Ky.	5 1
<hr/>															
LAST 10 GAMES															
				115	H	FIU	1 0	267	A	UTSA	2 1				
				105	H	Fla. Atlantic	0 1	100	H	Rice	1 0				
				84	A	Middle Tenn.	3 2	49	H	North Texas	0 0				
				253	A	UAB	1 2	66	H	James Madison	1 0				
				91	A	UTEP	1 1	71	A	Appalachian St.	0 0				

Non-Div. I Games:

Marshall

Average RPI Win:		135	WON-LOST RECORD		WINNING PCT. RANK		LAST 10 GAMES		STRENGTH OF SCHEDULE		OPP. STRENGTH OF SCHEDULE		TEAM RPI		ADJ RPI		CONF. RPI		ADJ CONF. RPI								
Average RPI Loss:		54																									
DIV. I ONLY			10-6-1		.61765 102		5-4-1		97		27		65		.56819 66		7		7								
DIV. I NON-CONF.			6-4-0		.6 105		1-2-0		146		16		92		.54652 92		7		7								
TOTALS		RPI 1-25		RPI 26-50		W-L RECORDS		RPI 51-100		RPI 101-150		RPI 150+															
10-6-1		0-1-1		0-3-0		OVERALL		2-1-0		5-1-0		3-0-0															
5-3-1		0-0-1		0-2-0		HOME		1-0-0		1-1-0		3-0-0															
5-3-0		0-1-0		0-1-0		AWAY		1-1-0		4-0-0		0-0-0															
0-0-0		0-0-0		0-0-0		NEUTRAL		0-0-0		0-0-0		0-0-0															
6-4-0		0-1-0		0-1-0		NON-CONFERENCE		1-1-0		3-1-0		2-0-0															
4-2-0		0-0-0		0-1-0		HOME		1-0-0		1-1-0		2-0-0															
2-2-0		0-1-0		0-0-		AWAY		0-1-0		2-0-0		0-0-0															
0-0-0		0-0-0		0-0-0		NEUTRAL		0-0-0		0-0-0		0-0-0															
4-2-1		0-0-1		0-2-0		CONFERENCE		1-0-0		2-0-0		1-0-0															
1-1-1		0-0-1		0-1-0		HOME		0-0-0		0-0-0		1-0-0															
3-1-0		0-0-0		0-1-0		AWAY		1-0-0		2-0-0		0-0-0															
0-0-0		0-0-0		0-0-0		NEUTRAL		0-0-0		0-0-0		0-0-0															
RPI	S	Opponent		Score		RPI	S	Opponent		Score		RPI	S	Opponent		Score											
15	A	Virginia Tech		1	2	35	A	UNCW		0	3	65	A	Marshall		0	1	102	H	Liberty	2	1					
23	H	Hofstra		1	1	36	H	Georgetown		3	4	79	A	Delaware		3	2	114	A	Drexel	1	0					
						44	H	Northeastern		0	1	89	H	East Carolina		1	0	117	A	Maryland	1	0					
																		124	A	VCU	2	0					
																		129	H	La Salle	1	2					
																		143	A	Col. of Charleston	1	0					
																		183	H	Towson	2	1					
																		199	H	Richmond	1	0					
																		204	H	Seton Hall	5	0					
						LAST 10 GAMES																					
						143 A Col. of Charleston						1	0	79 A Delaware						3	2						
						35 A UNCW						0	3	183 H Towson						2	1						
						23 H Hofstra						1	1	65 A Marshall						0	1						
						44 H Northeastern						0	1	199 H Richmond						1	0						
						114 A Drexel						1	0	129 H La Salle						1	2						

Non-Div. I Games:

James Madison

Average RPI Win:		212	WON-LOST RECORD		WINNING PCT. RANK		LAST 10 GAMES		STRENGTH OF SCHEDULE		OPP. STRENGTH OF SCHEDULE		TEAM RPI		ADJ RPI		CONF. RPI		ADJ CONF. RPI					
DIV. I ONLY			10-2-3		.76667		21		7-0-3		165		170		70		.56629		67		26		26	
DIV. I NON-CONF.			5-2-1		.6875		68		2-0-1		58		57		40		.60066		39		27		27	
TOTALS		RPI 1-25		RPI 26-50		W-L RECORDS		RPI 51-100		RPI 101-150		RPI 150+												
10-2-3		0-1-0		0-1-0		OVERALL		2-0-0		0-0-2		8-0-1												
6-1-0		0-1-0		0-0-0		HOME		1-0-0		0-0-0		5-0-0												
2-1-3		0-0-0		0-1-0		AWAY		0-0-0		0-0-2		2-0-1												
2-0-0		0-0-0		0-0-0		NEUTRAL		1-0-0		0-0-0		1-0-0												
5-2-1		0-1-0		0-1-0		NON-CONFERENCE		2-0-0		0-0-1		3-0-0												
2-1-0		0-1-0		0-0-0		HOME		1-0-0		0-0-0		1-0-0												
1-1-1		0-0-0		0-0-		AWAY		0-0-0		0-0-1		1-0-0												
2-0-0		0-0-0		0-0-0		NEUTRAL		1-0-0		0-0-0		1-0-0												
5-0-2		0-0-0		0-0-0		CONFERENCE		0-0-0		0-0-1		5-0-1												
4-0-0		0-0-0		0-0-0		HOME		0-0-0		0-0-0		4-0-0												
1-0-2		0-0-0		0-0-0		AWAY		0-0-0		0-0-1		1-0-1												
0-0-0		0-0-0		0-0-0		NEUTRAL		0-0-0		0-0-0		0-0-0												
RPI	S	Opponent		Score		RPI	S	Opponent		Score		RPI	S	Opponent		Score								
24	H	Washington St.		1	3	28	A	Washington		0	3	52	H	Vanderbilt		3	1							
						70	N	Purdue		2	0													
						118	A	Idaho		0	0													
						138	A	Utah Valley		1	1													
						153	N	Creighton		3	2													
						180	A	UMKC		0	0													
						187	A	Gonzaga		1	0													
						230	H	Oregon		1	0													
						231	H	Grand Canyon		3	2													
						261	H	New Mexico St.		3	0													
						285	H	CSU Bakersfield		3	0													
316	H	UTRGV		5	0																			
330	A	Chicago St.		5	0																			
LAST 10 GAMES																								
231 H Grand Canyon						3	2	330 A Chicago St.						5	0									
285 H CSU Bakersfield						3	0	138 A Utah Valley						1	1									
261 H New Mexico St.						3	0	118 A Idaho						0	0									
316 H UTRGV						5	0	153 N Creighton						3	2									
180 A UMKC						0	0	70 N Purdue						2	0									

**Non-Div. I Games:**

Seattle

Average RPI Win:		193	WON-LOST		WINNING		LAST 10		STRENGTH OF		OPP. STRENGTH		TEAM		ADJ		CONF.		ADJ CONF.	
Average RPI Loss:		53	RECORD		PCT. RANK		GAMES		SCHEDULE		OF SCHEDULE		RPI		RPI		RPI		RPI	
DIV. I ONLY			12-4-0		.75 28		8-2-0		173		100		69		.5657 68		20		20	
DIV. I NON-CONF.			5-4-0		.55556 135		1-2-0		112		11		82		.55363 81		19		19	
TOTALS		RPI 1-25		RPI 26-50		W-L RECORDS		RPI 51-100		RPI 101-150		RPI 150+								
12-4-0		0-3-0		0-0-0		OVERALL		2-0-0		3-0-0		7-1-0								
9-3-0		0-2-0		0-0-0		HOME		2-0-0		3-0-0		4-1-0								
3-1-0		0-1-0		0-0-0		AWAY		0-0-0		0-0-0		3-0-0								
0-0-0		0-0-0		0-0-0		NEUTRAL		0-0-0		0-0-0		0-0-0								
5-4-0		0-3-0		0-0-0		NON-CONFERENCE		1-0-0		2-0-0		2-1-0								
4-3-0		0-2-0		0-0-0		HOME		1-0-0		2-0-0		1-1-0								
1-1-0		0-1-0		0-0-		AWAY		0-0-0		0-0-0		1-0-0								
0-0-0		0-0-0		0-0-0		NEUTRAL		0-0-0		0-0-0		0-0-0								
7-0-0		0-0-0		0-0-0		CONFERENCE		1-0-0		1-0-0		5-0-0								
5-0-0		0-0-0		0-0-0		HOME		1-0-0		1-0-0		3-0-0								
2-0-0		0-0-0		0-0-0		AWAY		0-0-0		0-0-0		2-0-0								
0-0-0		0-0-0		0-0-0		NEUTRAL		0-0-0		0-0-0		0-0-0								
RPI	S	Opponent		Score		RPI	S	Opponent		Score		RPI	S	Opponent		Score				
4	A	Auburn		0	2			81	H	Memphis		5	1	109	H	Coastal Caro.		2	1	
11	H	Duke		1	2			94	H	Furman		2	0	119	H	Wake Forest		2	1	
20	H	South Ala.		2	3									148	H	UNCG		1	0	
														171	H	Boise St.		2	0	
														175	H	Georgia		0	1	
														184	A	Mercer		1	0	
														236	H	Wofford		1	0	
														258	A	Kennesaw St.		5	2	
														293	H	VMI		7	0	
														298	H	Chattanooga		3	0	
														320	A	Citadel		5	0	
LAST 10 GAMES																				
				298	H	Chattanooga		3	0	236	H	Wofford		1	0					
				148	H	UNCG		1	0	94	H	Furman		2	0					
				293	H	VMI		7	0	258	A	Kennesaw St.		5	2					
				184	A	Mercer		1	0	175	H	Georgia		0	1					
				320	A	Citadel		5	0	11	H	Duke		1	2					

Non-Div. I Games:

Samford

Average RPI Win:	172	WON-LOST RECORD	WINNING PCT. RANK	LAST 10 GAMES	STRENGTH OF SCHEDULE	OPP. STRENGTH OF SCHEDULE	TEAM RPI	ADJ RPI	CONF. RPI	ADJ CONF. RPI				
Average RPI Loss:	34													
DIV. I ONLY	7-6-2	.53333	146	5-4-1	48	46	67	.56436	69	1	1			
DIV. I NON-CONF.	4-3-1	.5625	127	2-1-0	99	134	93	.54483	93	2	2			
<hr/>														
TOTALS	RPI 1-25	RPI 26-50		W-L RECORDS		RPI 51-100		RPI 101-150		RPI 150+				
7-6-2	1-2-1	0-3-0		OVERALL		1-1-0		1-0-1		4-0-0				
5-3-1	1-1-1	0-1-0		HOME		0-1-0		1-0-0		3-0-0				
2-3-1	0-1-0	0-2-0		AWAY		1-0-0		0-0-1		1-0-0				
0-0-0	0-0-0	0-0-0		NEUTRAL		0-0-0		0-0-0		0-0-0				
<hr/>														
4-3-1	0-1-0	0-2-0		NON-CONFERENCE		0-0-0		0-0-1		4-0-0				
3-1-0	0-0-0	0-1-0		HOME		0-0-0		0-0-0		3-0-0				
1-2-1	0-1-0	0-0-		AWAY		0-0-0		0-0-1		1-0-0				
0-0-0	0-0-0	0-0-0		NEUTRAL		0-0-0		0-0-0		0-0-0				
<hr/>														
3-3-1	1-1-1	0-1-0		CONFERENCE		1-1-0		1-0-0		0-0-0				
2-2-1	1-1-1	0-0-0		HOME		0-1-0		1-0-0		0-0-0				
1-1-0	0-0-0	0-1-0		AWAY		1-0-0		0-0-0		0-0-0				
0-0-0	0-0-0	0-0-0		NEUTRAL		0-0-0		0-0-0		0-0-0				
<hr/>														
RPI	S	Opponent	Score		RPI	S	Opponent	Score		RPI	S	Opponent	Score	
1	H	Florida St.	1	3	28	H	Washington	1	2	78	H	Pittsburgh	0	1
11	H	Duke	0	0	39	A	Kentucky	0	1	95	A	Syracuse	1	0
19	A	Ole Miss	1	2	41	A	Boston College	0	2					
21	H	North Carolina	2	1										
														</

Non-Div. I Games:

Louisville

Average RPI Win: 160		WON-LOST RECORD		WINNING PCT. RANK		LAST 10 GAMES		STRENGTH OF SCHEDULE		OPP. STRENGTH OF SCHEDULE		TEAM RPI		ADJ RPI		CONF. RPI		ADJ CONF. RPI	
DIV. I ONLY		8-7-1		.53125 152		3-6-1		45		48		68		.56426 70		2		2	
DIV. I NON-CONF.		5-2-0		.71429 56		0-1-0		151		184		77		.55549 79		1		1	
TOTALS		RPI 1-25		RPI 26-50		W-L RECORDS		RPI 51-100		RPI 101-150		RPI 150+							
8-7-1		0-1-1		1-5-0		OVERALL		1-1-0		2-0-0		4-0-0							
6-3-1		0-1-1		1-2-0		HOME		1-0-0		1-0-0		3-0-0							
2-3-0		0-0-0		0-3-0		AWAY		0-0-0		1-0-0		1-0-0							
0-1-0		0-0-0		0-0-0		NEUTRAL		0-1-0		0-0-0		0-0-0							
5-2-0		0-0-0		0-1-0		NON-CONFERENCE		0-1-0		1-0-0		4-0-0							
4-1-0		0-0-0		0-1-0		HOME		0-0-0		1-0-0		3-0-0							
1-0-0		0-0-0		0-0-		AWAY		0-0-0		0-0-0		1-0-0							
0-1-0		0-0-0		0-0-0		NEUTRAL		0-1-0		0-0-0		0-0-0							
3-5-1		0-1-1		1-4-0		CONFERENCE		1-0-0		1-0-0		0-0-0							
2-2-1		0-1-1		1-1-0		HOME		1-0-0		0-0-0		0-0-0							
1-3-0		0-0-0		0-3-0		AWAY		0-0-0		1-0-0		0-0-0							
0-0-0		0-0-0		0-0-0		NEUTRAL		0-0-0		0-0-0		0-0-0							
RPI	S	Opponent		Score		RPI	S	Opponent		Score		RPI	S	Opponent		Score			
3	H	Penn St.		1 2		27	A	Minnesota		1 3		55	H	Illinois		3 1			
5	H	Rutgers		0 0		32	A	Ohio St.		2 3		67	N	Seattle		0 2			
						33	A	Wisconsin			0 1								
						40	H	Nebraska			2 1								
						48	H	Northwestern			0 1								
						50	H	Missouri			2 3								

Non-Div. I Games:

Purdue

Average RPI Win:	179	WON-LOST RECORD	WINNING PCT. RANK	LAST 10 GAMES	STRENGTH OF SCHEDULE	OPP. STRENGTH OF SCHEDULE	TEAM RPI	ADJ RPI	CONF. RPI	ADJ CONF. RPI	
DIV. I ONLY		8-5-3	.59375 113	4-3-3	73	119	73	.56246 71	12	12	
DIV. I NON-CONF.		4-3-2	.55556 135	0-1-2	89	105	88	.55187 88	13	13	
<hr/>											
TOTALS	RPI 1-25		RPI 26-50	W-L RECORDS		RPI 51-100		RPI 101-150		RPI 150+	
8-5-3	0-2-0		1-0-0	OVERALL		0-1-1		2-0-2		5-2-0	
4-1-2	0-0-0		1-0-0	HOME		0-0-1		2-0-1		1-1-0	
3-4-1	0-2-0		0-0-0	AWAY		0-1-0		0-0-1		3-1-0	
1-0-0	0-0-0		0-0-0	NEUTRAL		0-0-0		0-0-0		1-0-0	
4-3-2	0-1-0		1-0-0	NON-CONFERENCE		0-0-1		1-0-1		2-2-0	
2-1-1	0-0-0		1-0-0	HOME		0-0-1		1-0-0		0-1-0	
1-2-1	0-1-0		0-0-	AWAY		0-0-0		0-0-1		1-1-0	
1-0-0	0-0-0		0-0-0	NEUTRAL		0-0-0		0-0-0		1-0-0	
4-2-1	0-1-0		0-0-0	CONFERENCE		0-1-0		1-0-1		3-0-0	
2-0-1	0-0-0		0-0-0	HOME		0-0-0		1-0-1		1-0-0	
2-2-0	0-1-0		0-0-0	AWAY		0-1-0		0-0-0		2-0-0	
0-0-0	0-0-0		0-0-0	NEUTRAL		0-0-0		0-0-0		0-0-0	
<hr/>											
RPI S	Opponent	Score	RPI S	Opponent	Score	RPI S	Opponent	Score	RPI S	Opponent	Score
11 A	Duke	0 6	35 H	UNCW	3 2	64 A	Troy	0 3	107 H	Little Rock	1 1
20 A	South Ala.	0 3				65 H	Marshall	0 0	108 H	Texas St.	5 0
									120 H	High Point	1 0
									148 A	UNCG	1 1
									167 A	George Mason	0 1
									184 A	Mercer	2 1
									216 A	La.-Lafayette	2 1
									244 H	Radford	0 1
									245 N	UMBC	1 0
									255 A	La.-Monroe	2 0
									268 H	Arkansas St.	2 1
<hr/>											
LAST 10 GAMES											
			216 A	La.-Lafayette	2 1		107 H	Little Rock	1 1		
			255 A	La.-Monroe	2 0		268 H	Arkansas St.	2 1		
			64 A	Troy	0 3		148 A	UNCG	1 1		
			20 A	South Ala.	0 3		11 A	Duke	0 6		
			108 H	Texas St.	5 0		65 H	Marshall	0 0		

**Non-Div. I Games:**

Appalachian St.

Average RPI Win:	160	WON-LOST	WINNING	LAST 10	STRENGTH OF	OPP. STRENGTH	TEAM	ADJ	CONF.	ADJ CONF.						
Average RPI Loss:	60	RECORD	PCT. RANK	GAMES	SCHEDULE	OF SCHEDULE	RPI	RPI	RPI	RPI						
DIV. I ONLY		7-6-1	.53571	142	6-4-0	34	106	71	.56128	72	11	11				
DIV. I NON-CONF.		3-6-1	.35	248	2-4-0	34	73	139	.51925	140	11	11				
<hr/>																
TOTALS	RPI 1-25	RPI 26-50		W-L RECORDS		RPI 51-100		RPI 101-150		RPI 150+						
7-6-1	0-2-0	0-2-0		OVERALL		1-1-0		2-0-1		4-1-0						
3-2-1	0-0-0	0-1-0		HOME		0-1-0		1-0-1		2-0-0						
4-4-0	0-2-0	0-1-0		AWAY		1-0-0		1-0-0		2-1-0						
0-0-0	0-0-0	0-0-0		NEUTRAL		0-0-0		0-0-0		0-0-0						
3-6-1	0-2-0	0-2-0		NON-CONFERENCE		1-1-0		0-0-1		2-1-0						
1-2-1	0-0-0	0-1-0		HOME		0-1-0		0-0-1		1-0-0						
2-4-0	0-2-0	0-0-		AWAY		1-0-0		0-0-0		1-1-0						
0-0-0	0-0-0	0-0-0		NEUTRAL		0-0-0		0-0-0		0-0-0						
4-0-0	0-0-0	0-0-0		CONFERENCE		0-0-0		2-0-0		2-0-0						
2-0-0	0-0-0	0-0-0		HOME		0-0-0		1-0-0		1-0-0						
2-0-0	0-0-0	0-0-0		AWAY		0-0-0		1-0-0		1-0-0						
0-0-0	0-0-0	0-0-0		NEUTRAL		0-0-0		0-0-0		0-0-0						
RPI	S	Opponent	Score		RPI	S	Opponent	Score		RPI	S	Opponent	Score			
6	A	UConn	1	2	31	A	William & Mary	0	1	83	A	Boston U.	2	1		
8	A	Virginia	0	3	41	H	Boston College	1	2	98	H	Providence	0	1		
												113	A	Cornell	2	0
												131	H	Penn	2	0
												149	H	Alabama	0	0
												155	H	Brown	1	0
												178	A	Massachusetts	0	2
												186	A	Yale	4	0
												226	H	New Hampshire	2	1
												229	A	Army West Point	1	0
<hr/>																
LAST 10 GAMES																
					155	H	Brown	1	0	98	H	Providence	0	1		
					113	A	Cornell	2	0	178	A	Massachusetts	0	2		
					83	A	Boston U.	2	1	226	H	New Hampshire	2	1		
					186	A	Yale	4	0	31	A	William & Mary	0	1		
					131	H	Penn	2	0	8	A	Virginia	0	3		

Non-Div. I Games:

Harvard



Average RPI Win:	175	WON-LOST RECORD	WINNING PCT. RANK	LAST 10 GAMES	STRENGTH OF SCHEDULE	OPP. STRENGTH OF SCHEDULE	TEAM RPI	ADJ RPI	CONF. RPI	ADJ CONF. RPI	
DIV. I ONLY		9-7-0	.5625 132	5-5-0	62	86	72	.56035 73	8	9	
DIV. I NON-CONF.		6-5-0	.54545 153	2-3-0	39	89	67	.56443 69	9	9	
<hr/>											
TOTALS	RPI 1-25	RPI 26-50		W-L RECORDS	RPI 51-100		RPI 101-150		RPI 150+		
9-7-0	0-2-0	1-3-0		OVERALL	1-1-0		1-1-0		6-0-0		
4-3-0	0-1-0	0-2-0		HOME	1-0-0		0-0-0		3-0-0		
4-3-0	0-1-0	1-1-0		AWAY	0-0-0		0-1-0		3-0-0		
1-1-0	0-0-0	0-0-0		NEUTRAL	0-1-0		1-0-0		0-0-0		
<hr/>											
6-5-0	0-2-0	0-2-0		NON-CONFERENCE	0-1-0		1-0-0		5-0-0		
2-2-0	0-1-0	0-1-0		HOME	0-0-0		0-0-0		2-0-0		
3-2-0	0-1-0	0-0-		AWAY	0-0-0		0-0-0		3-0-0		
1-1-0	0-0-0	0-0-0		NEUTRAL	0-1-0		1-0-0		0-0-0		
<hr/>											
3-2-0	0-0-0	1-1-0		CONFERENCE	1-0-0		0-1-0		1-0-0		
2-1-0	0-0-0	0-1-0		HOME	1-0-0		0-0-0		1-0-0		
1-1-0	0-0-0	1-0-0		AWAY	0-0-0		0-1-0		0-0-0		
0-0-0	0-0-0	0-0-0		NEUTRAL	0-0-0		0-0-0		0-0-0		
<hr/>											
RPI S	Opponent	Score		RPI S	Opponent	Score		RPI S	Opponent	Score	
12 H	Arizona	1	2	26 H	Southern California	0	2	59 N	George Washington	0	1
17 A	California	0	1	37 H	Cal St. Fullerton	0	1	90 H	UC Davis	3	1
				38 A	Loyola Marymount	0	1				
				47 A	Long Beach St.	2	1				

Non-Div. I Games:

UC Riverside

Average RPI Win:	175	WON-LOST RECORD	WINNING PCT. RANK	LAST 10 GAMES	STRENGTH OF SCHEDULE	OPP. STRENGTH OF SCHEDULE	TEAM RPI	ADJ RPI	CONF. RPI	ADJ CONF. RPI					
Average RPI Loss:	39														
DIV. I ONLY		9-3-3	.7	51	6-2-2	163	76	74	.55978	74	9	8			
DIV. I NON-CONF.		6-2-3	.68182	72	3-1-2	214	92	101	.54031	101	8	8			
<hr/>															
TOTALS	RPI 1-25	RPI 26-50		W-L RECORDS		RPI 51-100		RPI 101-150		RPI 150+					
9-3-3	1-1-0	0-1-1		OVERALL		0-1-1		3-0-0		5-0-1					
4-2-2	0-1-0	0-1-0		HOME		0-0-1		2-0-0		2-0-1					
5-1-1	1-0-0	0-0-1		AWAY		0-1-0		1-0-0		3-0-0					
0-0-0	0-0-0	0-0-0		NEUTRAL		0-0-0		0-0-0		0-0-0					
<hr/>															
6-2-3	0-1-0	0-0-1		NON-CONFERENCE		0-1-1		2-0-0		4-0-1					
3-1-2	0-1-0	0-0-0		HOME		0-0-1		1-0-0		2-0-1					
3-1-1	0-0-0	0-1-		AWAY		0-1-0		1-0-0		2-0-0					
0-0-0	0-0-0	0-0-0		NEUTRAL		0-0-0		0-0-0		0-0-0					
<hr/>															
3-1-0	1-0-0	0-1-0		CONFERENCE		0-0-0		1-0-0		1-0-0					
1-1-0	0-0-0	0-1-0		HOME		0-0-0		1-0-0		0-0-0					
2-0-0	1-0-0	0-0-0		AWAY		0-0-0		0-0-0		1-0-0					
0-0-0	0-0-0	0-0-0		NEUTRAL		0-0-0		0-0-0		0-0-0					
<hr/>															
RPI S	Opponent	Score		RPI S	Opponent	Score		RPI S	Opponent	Score		RPI S	Opponent	Score	
13 A	Santa Clara	1	0	38 H	Loyola Marymount	0	2	63 A	Oregon St.	1	2	103 H	UC Santa Barbara	1	0
17 H	California	0	2	43 A	Michigan St.	1	1	87 H	Cal Poly	0	0	112 H	Pepperdine	1	0
												139 A	San Jose St.	3	1
												171 H	Boise St.	0	0
												187 A	Gonzaga	3	2
												207 A	Oakland	2	0
												230 A	Oregon	1	0
												260 H	Hawaii	2	0
												326 H	Denver	4	0
<hr/>															
				LAST 10 GAMES											
				187 A Gonzaga				3	2	17 H California				0	2
				38 H Loyola Marymount				0	2	139 A San Jose St.				3	1
				112 H Pepperdine				1	0	207 A Oakland				2	0
				13 A Santa Clara				1	0	43 A Michigan St.				1	1
				171 H Boise St.				0	0	260 H Hawaii				2	0

Non-Div. I Games:

San Francisco

Average RPI Win: 135		WON-LOST RECORD		WINNING PCT. RANK		LAST 10 GAMES		STRENGTH OF SCHEDULE		OPP. STRENGTH OF SCHEDULE		TEAM RPI		ADJ RPI		CONF. RPI		ADJ CONF. RPI					
DIV. I ONLY		6-6-4		.5 158		3-3-4		28		89		76		.55917 75		10		10					
DIV. I NON-CONF.		3-4-3		.45 193		0-1-3		19		77		80		.55645 78		10		10					
TOTALS		RPI 1-25		RPI 26-50		W-L RECORDS		RPI 51-100		RPI 101-150		RPI 150+											
6-6-4		0-0-1		0-3-1		OVERALL		3-1-0		0-1-0		3-1-2											
5-3-1		0-0-0		0-1-0		HOME		2-1-0		0-1-0		3-0-1											
1-3-3		0-0-1		0-2-1		AWAY		1-0-0		0-0-0		0-1-1											
0-0-0		0-0-0		0-0-0		NEUTRAL		0-0-0		0-0-0		0-0-0											
3-4-3		0-0-1		0-2-0		NON-CONFERENCE		2-1-0		0-1-0		1-0-2											
2-3-1		0-0-0		0-1-0		HOME		1-1-0		0-1-0		1-0-1											
1-1-2		0-0-1		0-0-		AWAY		1-0-0		0-0-0		0-0-1											
0-0-0		0-0-0		0-0-0		NEUTRAL		0-0-0		0-0-0		0-0-0											
3-2-1		0-0-0		0-1-1		CONFERENCE		1-0-0		0-0-0		2-1-0											
3-0-0		0-0-0		0-0-0		HOME		1-0-0		0-0-0		2-0-0											
0-2-1		0-0-0		0-1-1		AWAY		0-0-0		0-0-0		0-1-0											
0-0-0		0-0-0		0-0-0		NEUTRAL		0-0-0		0-0-0		0-0-0											
RPI	S	Opponent		Score		RPI	S	Opponent		Score		RPI	S	Opponent		Score							
20	A	South Ala.		1	1	27	H	Minnesota		1	2	51	A	Michigan		2	1	132	H	Portland		3	4
						30	A	St. John's (NY)		0	3	77	H	Utah		0	1	153	H	Creighton		5	1
						36	A	Georgetown		2	2	83	H	Boston U.		3	0	170	A	Milwaukee		1	1
						45	A	LSU		1	5	98	H	Providence		1	0	182	H	South Dakota St.		1	1
																		196	H	Northern Ariz.		2	1
																		204	A	Seton Hall		0	1
																		227	H	Xavier		1	0
LAST 10 GAMES																							
		36 A Georgetown		2	2			153 H Creighton		5	1												
		98 H Providence		1	0			170 A Milwaukee		1	1												
		227 H Xavier		1	0			45 A LSU		1	5												
		30 A St. John's (NY)		0	3			20 A South Ala.		1	1												
		204 A Seton Hall		0	1			182 H South Dakota St.		1	1												

Non-Div. I Games:

Marquette

Average RPI Win: 221		WON-LOST	WINNING	LAST 10	STRENGTH OF		OPP. STRENGTH	TEAM	ADJ	CONF.	ADJ CONF.
Average RPI Loss: 76		RECORD	PCT. RANK	GAMES	SCHEDULE		OF SCHEDULE	RPI	RPI	RPI	RPI
DIV. I ONLY		9-3-3	.7	51	138		156	75	.55712	76	17
DIV. I NON-CONF.		3-2-2	.57143	116	192		117	148	.51495	147	16
TOTALS		RPI 1-25	RPI 26-50		W-L RECORDS		RPI 51-100		RPI 101-150		RPI 150+
9-3-3		0-0-1	0-1-0		OVERALL		1-1-0		1-1-1		7-0-1
5-0-3		0-0-1	0-0-0		HOME		1-0-0		1-0-1		3-0-1
4-3-0		0-0-0	0-1-0		AWAY		0-1-0		0-1-0		4-0-0
0-0-0		0-0-0	0-0-0		NEUTRAL		0-0-0		0-0-0		0-0-0
3-2-2		0-0-1	0-1-0		NON-CONFERENCE		0-1-0		0-0-1		3-0-0
0-0-2		0-0-1	0-0-0		HOME		0-0-0		0-0-1		0-0-0
3-2-0		0-0-0	0-0-		AWAY		0-1-0		0-0-0		3-0-0
0-0-0		0-0-0	0-0-0		NEUTRAL		0-0-0		0-0-0		0-0-0
6-1-1		0-0-0	0-0-0		CONFERENCE		1-0-0		1-1-0		4-0-1
5-0-1		0-0-0	0-0-0		HOME		1-0-0		1-0-0		3-0-1
1-1-0		0-0-0	0-0-0		AWAY		0-0-0		0-1-0		1-0-0
0-0-0		0-0-0	0-0-0		NEUTRAL		0-0-0		0-0-0		0-0-0
RPI S	Opponent	Score	RPI S	Opponent	Score	RPI S	Opponent	Score	RPI S	Opponent	Score
16 H	Notre Dame	2 2	33 A	Wisconsin	1 2	56 A	DePaul	0 2	127 H	Miami (OH)	2 0
						88 H	Ball St.	2 1	140 A	Kent St.	1 2
									145 H	Illinois St.	1 1
									154 H	Buffalo	1 1
									211 H	Central Mich.	1 0
									214 H	Toledo	1 0
									232 A	Ohio	3 0
									243 H	Akron	4 0
									251 A	Ill.-Chicago	3 0
									303 A	IPFW	3 0
									317 A	Western Ill.	2 0
LAST 10 GAMES											
						88 H	Ball St.	2 1	140 A	Kent St.	1 2
						127 H	Miami (OH)	2 0	214 H	Toledo	1 0
						243 H	Akron	4 0	211 H	Central Mich.	1 0
						154 H	Buffalo	1 1	145 H	Illinois St.	1 1
						232 A	Ohio	3 0	56 A	DePaul	0 2

Non-Div. I Games:

Western Mich.

[illegible]

**Non-Div. I Games:**

Utah

Average RPI Win: 171		WON-LOST	WINNING	LAST 10	STRENGTH OF		OPP. STRENGTH	TEAM	ADJ	CONF.	ADJ CONF.
Average RPI Loss: 55		RECORD	PCT. RANK	GAMES	SCHEDULE		OF SCHEDULE	RPI	RPI	RPI	RPI
DIV. I ONLY		10-4-1	.7	51	186		51	77	.55446	78	1
DIV. I NON-CONF.		6-1-1	.8125	30	272		175	98	.54078	100	2
TOTALS		RPI 1-25	RPI 26-50		W-L RECORDS		RPI 51-100		RPI 101-150		RPI 150+
10-4-1	0-2-0	0-1-0		OVERALL		2-0-0		3-0-0		5-1-1	
6-1-0	0-0-0	0-1-0		HOME		1-0-0		3-0-0		2-0-0	
3-3-0	0-2-0	0-0-0		AWAY		1-0-0		0-0-0		2-1-0	
1-0-1	0-0-0	0-0-0		NEUTRAL		0-0-0		0-0-0		1-0-1	
6-1-1	0-0-0	0-0-0		NON-CONFERENCE		0-0-0		2-0-0		4-1-1	
3-0-0	0-0-0	0-0-0		HOME		0-0-0		2-0-0		1-0-0	
2-1-0	0-0-0	0-0-		AWAY		0-0-0		0-0-0		2-1-0	
1-0-1	0-0-0	0-0-0		NEUTRAL		0-0-0		0-0-0		1-0-1	
4-3-0	0-2-0	0-1-0		CONFERENCE		2-0-0		1-0-0		1-0-0	
3-1-0	0-0-0	0-1-0		HOME		1-0-0		1-0-0		1-0-0	
1-2-0	0-2-0	0-0-0		AWAY		1-0-0		0-0-0		0-0-0	
0-0-0	0-0-0	0-0-0		NEUTRAL		0-0-0		0-0-0		0-0-0	
RPI S	Opponent	Score	RPI S	Opponent	Score	RPI S	Opponent	Score	RPI S	Opponent	Score
1 A	Florida St.	0 6	41 H	Boston College	1 2	69 A	Louisville	1 0	102 H	Liberty	2 1
2 A	Clemson	0 2				95 H	Syracuse	1 0	119 H	Wake Forest	2 1
									129 H	La Salle	3 1
									176 A	Northern Colo.	0 1
									203 A	Colorado Col.	1 0
									217 H	North Carolina St.	2 0
									243 A	Akron	3 0
									263 N	Saint Francis (PA)	1 1
									264 H	Villanova	2 0
									272 N	Robert Morris	6 0
LAST 10 GAMES											
2 A	Clemson	0 2	119 H	Wake Forest	2 1						
95 H	Syracuse	1 0	217 H	North Carolina St.	2 0						
41 H	Boston College	1 2	243 A	Akron	3 0						
1 A	Florida St.	0 6	102 H	Liberty	2 1						
69 A	Louisville	1 0	129 H	La Salle	3 1						

Non-Div. I Games:

Pittsburgh

Average RPI Win: 137		WON-LOST RECORD	WINNING PCT. RANK		LAST 10 GAMES		STRENGTH OF SCHEDULE		OPP. STRENGTH OF SCHEDULE		TEAM RPI	ADJ RPI		CONF. RPI	ADJ CONF. RPI
Average RPI Loss: 88			7-7-2	.5 158	4-4-2	44	87	83	.5543	79	7	7			
DIV. I ONLY															
DIV. I NON-CONF.		5-4-0	.55556 135	2-1-0	62	67	72	.56519	67	7	7				
TOTALS		RPI 1-25		RPI 26-50		W-L RECORDS		RPI 51-100		RPI 101-150		RPI 150+			
7-7-2	0-1-0			1-2-1	OVERALL		1-1-0		1-2-0		4-1-1				
5-3-1	0-0-0			0-2-0	HOME		1-1-0		1-0-0		3-0-1				
2-3-1	0-1-0			1-0-1	AWAY		0-0-0		0-2-0		1-0-0				
0-1-0	0-0-0			0-0-0	NEUTRAL		0-0-0		0-0-0		0-1-0				
5-4-0	0-1-0			1-1-0	NON-CONFERENCE		1-0-0		0-1-0		3-1-0				
3-1-0	0-0-0			0-1-0	HOME		1-0-0		0-0-0		2-0-0				
2-2-0	0-1-0			1-0-	AWAY		0-0-0		0-1-0		1-0-0				
0-1-0	0-0-0			0-0-0	NEUTRAL		0-0-0		0-0-0		0-1-0				
2-3-2	0-0-0			0-1-1	CONFERENCE		0-1-0		1-1-0		1-0-1				
2-2-1	0-0-0			0-1-0	HOME		0-1-0		1-0-0		1-0-1				
0-1-1	0-0-0			0-0-1	AWAY		0-0-0		0-1-0		0-0-0				
0-0-0	0-0-0			0-0-0	NEUTRAL		0-0-0		0-0-0		0-0-0				
RPI S	Opponent	Score		RPI S	Opponent	Score		RPI S	Opponent	Score		RPI S	Opponent	Score	
8 A	Virginia	1	6	31 H	William & Mary	0	2	59 H	George Washington	3	1	114 H	Drexel	1	0
				35 A	UNCW	2	2	66 H	James Madison	2	3	133 A	Saint Joseph's	0	2
				36 H	Georgetown	0	2					143 A	Col. of Charleston	0	1
				46 A	Princeton	1	0					155 H	Brown	6	1
												164 H	Elon	3	0
												183 H	Towson	1	1
												193 A	Loyola Maryland	2	1
												199 N	Richmond	0	4
												229 H	Army West Point	2	0
LAST 10 GAMES															
				31 H	William & Mary	0	2	35 A	UNCW	2	2				
				164 H	Elon	3	0	143 A	Col. of Charleston	0	1				
				114 H	Drexel	1	0	133 A	Saint Joseph's	0	2				
				183 H	Towson	1	1	59 H	George Washington	3	1				
				66 H	James Madison	2	3	46 A	Princeton	1	0				

Non-Div. I Games:

Delaware

Average RPI Win:	92	WON-LOST RECORD	WINNING PCT. RANK	LAST 10 GAMES	STRENGTH OF SCHEDULE	OPP. STRENGTH OF SCHEDULE	TEAM RPI	ADJ RPI	CONF. RPI	ADJ CONF. RPI					
DIV. I ONLY		3-8-6	.35294	249	0-5-5	7	47	81	.55424	80	2	2			
DIV. I NON-CONF.		3-3-2	.5	156	0-0-1	5	101	50	.59009	49	1	1			
<hr/>															
TOTALS	RPI 1-25	RPI 26-50		W-L RECORDS		RPI 51-100		RPI 101-150		RPI 150+					
3-8-6	0-4-0	1-4-1		OVERALL		1-0-2		1-0-2		0-0-1					
0-2-6	0-1-0	0-1-1		HOME		0-0-2		0-0-2		0-0-1					
0-6-0	0-3-0	0-3-0		AWAY		0-0-0		0-0-0		0-0-0					
3-0-0	0-0-0	1-0-0		NEUTRAL		1-0-0		1-0-0		0-0-0					
3-3-2	0-2-0	1-1-0		NON-CONFERENCE		1-0-1		1-0-0		0-0-1					
0-1-2	0-1-0	0-0-0		HOME		0-0-1		0-0-0		0-0-1					
0-2-0	0-1-0	0-0-		AWAY		0-0-0		0-0-0		0-0-0					
3-0-0	0-0-0	1-0-0		NEUTRAL		1-0-0		1-0-0		0-0-0					
0-5-4	0-2-0	0-3-1		CONFERENCE		0-0-1		0-0-2		0-0-0					
0-1-4	0-0-0	0-1-1		HOME		0-0-1		0-0-2		0-0-0					
0-4-0	0-2-0	0-2-0		AWAY		0-0-0		0-0-0		0-0-0					
0-0-0	0-0-0	0-0-0		NEUTRAL		0-0-0		0-0-0		0-0-0					
RPI	S	Opponent	Score	RPI	S	Opponent	Score	RPI	S	Opponent	Score				
3	A	Penn St.	0 4	27	A	Minnesota	1 3	55	H	Illinois	0 0	117	H	Maryland	1 1
5	A	Rutgers	0 2	32	H	Ohio St.	1 2	84	N	Middle Tenn.	2 0	137	H	Iowa	0 0
15	H	Virginia Tech	1 2	33	A	Wisconsin	0 3	88	H	Ball St.	1 1	142	N	Baylor	1 0
16	A	Notre Dame	0 2	45	A	LSU	0 4					262	H	SIUE	0 0
				48	H	Northwestern	1 1								
				50	N	Missouri	1 0								
				LAST 10 GAMES											
		32	H	Ohio St.	1	2		27	A	Minnesota	1	3			
		117	H	Maryland	1	1		33	A	Wisconsin	0	3			
		3	A	Penn St.	0	4		48	H	Northwestern	1	1			
		5	A	Rutgers	0	2		55	H	Illinois	0	0			
		137	H	Iowa	0	0		88	H	Ball St.	1	1			

Non-Div. I Games:

Indiana



Average RPI Win: 192		WON-LOST	WINNING	LAST 10	STRENGTH OF		OPP. STRENGTH	TEAM	ADJ		CONF.	ADJ CONF.
Average RPI Loss: 47		RECORD	PCT. RANK	GAMES	SCHEDULE		OF SCHEDULE	RPI	RPI		RPI	RPI
DIV. I ONLY		7-6-3	.53125	152	64		75	78	.55405		81	5
DIV. I NON-CONF.		5-3-1	.61111	101	130		107	91	.54722		91	5
TOTALS		RPI 1-25	RPI 26-50		W-L RECORDS		RPI 51-100		RPI 101-150		RPI 150+	
7-6-3		0-2-1	0-1-0		OVERALL		0-3-2		2-0-0		5-0-0	
6-3-0		0-2-0	0-0-0		HOME		0-1-0		2-0-0		4-0-0	
1-3-2		0-0-1	0-1-0		AWAY		0-2-1		0-0-0		1-0-0	
0-0-1		0-0-0	0-0-0		NEUTRAL		0-0-1		0-0-0		0-0-0	
5-3-1		0-1-0	0-0-0		NON-CONFERENCE		0-2-1		2-0-0		3-0-0	
4-1-0		0-1-0	0-0-0		HOME		0-0-0		2-0-0		2-0-0	
1-2-0		0-0-0	0-0-0		AWAY		0-2-0		0-0-0		1-0-0	
0-0-1		0-0-0	0-0-0		NEUTRAL		0-0-1		0-0-0		0-0-0	
2-3-2		0-1-1	0-1-0		CONFERENCE		0-1-1		0-0-0		2-0-0	
2-2-0		0-1-0	0-0-0		HOME		0-1-0		0-0-0		2-0-0	
0-1-2		0-0-1	0-1-0		AWAY		0-0-1		0-0-0		0-0-0	
0-0-0		0-0-0	0-0-0		NEUTRAL		0-0-0		0-0-0		0-0-0	
RPI S	Opponent	Score	RPI S	Opponent	Score	RPI S	Opponent	Score	RPI S	Opponent	Score	
6 H	UConn	0 1	29 A	UCF	1 3	61 A	Tulsa	0 0	118 H	Idaho	4 3	
14 A	South Fla.	2 2				62 H	Temple	1 2	149 H	Alabama	1 0	
19 H	Ole Miss	1 2				68 A	Samford	1 5	162 H	SMU	2 0	
						92 N	Dartmouth	1 1	187 H	Gonzaga	1 0	
						99 A	Western Ky.	1 2	220 H	Houston	2 1	
									253 A	UAB	1 0	
									254 H	UT Martin	1 0	
LAST 10 GAMES												
	62 H Temple	1 2		220 H Houston	2 1							
	6 H UConn	0 1		187 H Gonzaga	1 0							
	14 A South Fla.	2 2		61 A Tulsa	0 0							
	29 A UCF	1 3		19 H Ole Miss	1 2							
	162 H SMU	2 0		99 A Western Ky.	1 2							

Non-Div. I Games:

Memphis



Average RPI Win:	146	WON-LOST	WINNING	LAST 10	STRENGTH OF	OPP. STRENGTH	TEAM	ADJ	CONF.	ADJ CONF.	
Average RPI Loss:	56	RECORD	PCT. RANK	GAMES	SCHEDULE	OF SCHEDULE	RPI	RPI	RPI	RPI	
DIV. I ONLY	7-5-3	.56667	125	7-1-2	90	85	85	.55245	83	15	15
DIV. I NON-CONF.	2-5-2	.33333	252	2-1-1	40	19	136	.52229	132	15	15
<hr/>											
TOTALS	RPI 1-25	RPI 26-50		W-L RECORDS	RPI 51-100		RPI 101-150		RPI 150+		
7-5-3	1-0-0	0-3-0		OVERALL	1-2-0		1-0-1		4-0-2		
5-1-0	1-0-0	0-0-0		HOME	1-1-0		0-0-0		3-0-0		
2-3-3	0-0-0	0-2-0		AWAY	0-1-0		1-0-1		1-0-2		
0-1-0	0-0-0	0-1-0		NEUTRAL	0-0-0		0-0-0		0-0-0		
<hr/>											
2-5-2	1-0-0	0-3-0		NON-CONFERENCE	1-2-0		0-0-1		0-0-1		
2-1-0	1-0-0	0-0-0		HOME	1-1-0		0-0-0		0-0-0		
0-3-2	0-0-0	0-0-		AWAY	0-1-0		0-0-1		0-0-1		
0-1-0	0-0-0	0-1-0		NEUTRAL	0-0-0		0-0-0		0-0-0		
<hr/>											
5-0-1	0-0-0	0-0-0		CONFERENCE	0-0-0		1-0-0		4-0-1		
3-0-0	0-0-0	0-0-0		HOME	0-0-0		0-0-0		3-0-0		
2-0-1	0-0-0	0-0-0		AWAY	0-0-0		1-0-0		1-0-1		
0-0-0	0-0-0	0-0-0		NEUTRAL	0-0-0		0-0-0		0-0-0		
<hr/>											
RPI S	Opponent	Score		RPI S	Opponent	Score		RPI S	Opponent	Score	
23 H	Hofstra	2	1	41 A	Boston College	1	2	72 H	Harvard	1	2
				44 A	Northeastern	1	2	75 A	Marquette	0	3
				48 N	Northwestern	0	2	98 H	Providence	2	1
								</			

Non-Div. I Games:

Boston U.

Average RPI Win:		195	WON-LOST RECORD		WINNING PCT. RANK		LAST 10 GAMES		STRENGTH OF SCHEDULE		OPP. STRENGTH OF SCHEDULE		TEAM RPI		ADJ RPI		CONF. RPI		ADJ CONF. RPI	
DIV. I ONLY			8-5-2		.6 107		4-4-2		86		163		79		.55199 84		13		13	
DIV. I NON-CONF.			4-3-1		.5625 127		0-2-1		60		183		81		.55267 85		12		12	
TOTALS		RPI 1-25		RPI 26-50		W-L RECORDS		RPI 51-100		RPI 101-150		RPI 150+								
8-5-2		0-0-0		0-1-0		OVERALL		2-2-2		0-1-0		6-1-0								
5-1-1		0-0-0		0-0-0		HOME		1-1-1		0-0-0		4-0-0								
2-3-1		0-0-0		0-1-0		AWAY		0-0-1		0-1-0		2-1-0								
1-1-0		0-0-0		0-0-0		NEUTRAL		1-1-0		0-0-0		0-0-0								
4-3-1		0-0-0		0-0-0		NON-CONFERENCE		1-1-1		0-1-0		3-1-0								
2-0-1		0-0-0		0-0-0		HOME		0-0-1		0-0-0		2-0-0								
1-2-0		0-0-0		0-0-		AWAY		0-0-0		0-1-0		1-1-0								
1-1-0		0-0-0		0-0-0		NEUTRAL		1-1-0		0-0-0		0-0-0								
4-2-1		0-0-0		0-1-0		CONFERENCE		1-1-1		0-0-0		3-0-0								
3-1-0		0-0-0		0-0-0		HOME		1-1-0		0-0-0		2-0-0								
1-1-1		0-0-0		0-1-0		AWAY		0-0-1		0-0-0		1-0-0								
0-0-0		0-0-0		0-0-0		NEUTRAL		0-0-0		0-0-0		0-0-0								
RPI	S	Opponent		Score		RPI	S	Opponent		Score		RPI	S	Opponent		Score				
						49	A	North Texas		1 2		65	H	Marshall		2 3				
												80	N	Indiana		0 2				
												88	N	Ball St.		1 0				
												97	H	Lipscomb		2 2				
												99	H	Western Ky.		2 0				
												100	A	Rice		0 0				
												101	A	Murray St.		0 2				
												184	A	Mercer		0 1				
												202	A	Tennessee Tech		1 0				
												206	H	Jacksonville St.		1 0				
												210	H	Western Caro.		1 0				
												213	H	Charlotte		1 0				
												253	A	UAB		2 1				
												287	H	Southern Miss.		1 0				
LAST 10 GAMES																				
						100	A	Rice		0 0		253	A	UAB		2 1				
						49	A	North Texas		1 2		287	H	Southern Miss.		1 0				
						65	H	Marshall		2 3		184	A	Mercer		0 1				
						99	H	Western Ky.		2 0		101	A	Murray St.		0 2				
						213	H	Charlotte		1 0		97	H	Lipscomb		2 2				

**Non-Div. I Games:**

Middle Tenn.

Average RPI Win:	182	WON-LOST	WINNING	LAST 10	STRENGTH OF	OPP. STRENGTH	TEAM	ADJ	CONF.	ADJ CONF.		
Average RPI Loss:	61	RECORD	PCT. RANK	GAMES	SCHEDULE	OF SCHEDULE	RPI	RPI	RPI	RPI		
DIV. I ONLY		8-6-2	.5625	132	6-2-2	92	69	83	.5508	85	6	6
DIV. I NON-CONF.		7-3-0	.7	59	5-0-0	104	63	52	.58352	52	6	6
<hr/>												
TOTALS	RPI 1-25	RPI 26-50		W-L RECORDS		RPI 51-100		RPI 101-150		RPI 150+		
8-6-2	0-2-0	0-1-2		OVERALL		1-1-0		0-2-0		7-0-0		
5-1-2	0-0-0	0-0-2		HOME		1-1-0		0-0-0		4-0-0		
3-5-0	0-2-0	0-1-0		AWAY		0-0-0		0-2-0		3-0-0		
0-0-0	0-0-0	0-0-0		NEUTRAL		0-0-0		0-0-0		0-0-0		
7-3-0	0-2-0	0-1-0		NON-CONFERENCE		1-0-0		0-0-0		6-0-0		
5-0-0	0-0-0	0-0-0		HOME		1-0-0		0-0-0		4-0-0		
2-3-0	0-2-0	0-0-		AWAY		0-0-0		0-0-0		2-0-0		
0-0-0	0-0-0	0-0-0		NEUTRAL		0-0-0		0-0-0		0-0-0		
1-3-2	0-0-0	0-0-2		CONFERENCE		0-1-0		0-2-0		1-0-0		
0-1-2	0-0-0	0-0-2		HOME		0-1-0		0-0-0		0-0-0		
1-2-0	0-0-0	0-0-0		AWAY		0-0-0		0-2-0		1-0-0		
0-0-0	0-0-0	0-0-0		NEUTRAL		0-0-0		0-0-0		0-0-0		
RPI S	Opponent	Score	RPI S	Opponent	Score	RPI S	Opponent	Score	RPI S	Opponent	Score	
7 A	Florida	2 3	29 A	UCF	1 2	57 H	Oklahoma	0 2	106 A	TCU	0 3	
24 A	Washington St.	1 2	34 H	Texas Tech	2 2	86 H	Arizona St.	3 2	142 A	Baylor	0 1	
			42 H	Texas	0 0				175 H	Georgia	4 0	
									180 A	UMKC	2 1	
									184 H	Mercer	2 0	
									187 A	Gonzaga	2 0	
									190 A	Iowa St.	1 0	
									209 H	Oral Roberts	8 0	
									242 H	Drake	3 0	
LAST 10 GAMES												
			190 A	Iowa St.	1 0				106 A	TCU	0 3	
			209 H	Oral Roberts	8 0				142 A	Baylor	0 1	
			242 H	Drake	3 0				180 A	UMKC	2 1	
			42 H	Texas	0 0				86 H	Arizona St.	3 2	
			34 H	Texas Tech	2 2				187 A	Gonzaga	2 0	

Non-Div. I Games:

Oklahoma St.

Average RPI Win: 149		WON-LOST RECORD		WINNING PCT. RANK		LAST 10 GAMES		STRENGTH OF SCHEDULE		OPP. STRENGTH OF SCHEDULE		TEAM RPI		ADJ RPI		CONF. RPI		ADJ CONF. RPI	
DIV. I ONLY		5-7-1		.42308 214		2-7-1		21		52		86		.54859 86		4		4	
DIV. I NON-CONF.		4-3-0		.57143 116		1-3-0		135		80		108		.53608 108		4		4	
TOTALS		RPI 1-25		RPI 26-50		W-L RECORDS		RPI 51-100		RPI 101-150		RPI 150+							
5-7-1		0-3-0		1-2-0		OVERALL		0-2-1		1-0-0		3-0-0							
3-3-0		0-3-0		0-0-0		HOME		0-0-0		0-0-0		3-0-0							
1-3-1		0-0-0		1-1-0		AWAY		0-2-1		0-0-0		0-0-0							
1-1-0		0-0-0		0-1-0		NEUTRAL		0-0-0		1-0-0		0-0-0							
4-3-0		0-0-0		0-1-0		NON-CONFERENCE		0-2-0		1-0-0		3-0-0							
3-0-0		0-0-0		0-0-0		HOME		0-0-0		0-0-0		3-0-0							
0-2-0		0-0-0		0-0-		AWAY		0-2-0		0-0-0		0-0-0							
1-1-0		0-0-0		0-1-0		NEUTRAL		0-0-0		1-0-0		0-0-0							
1-4-1		0-3-0		1-1-0		CONFERENCE		0-0-1		0-0-0		0-0-0							
0-3-0		0-3-0		0-0-0		HOME		0-0-0		0-0-0		0-0-0							
1-1-1		0-0-0		1-1-0		AWAY		0-0-1		0-0-0		0-0-0							
0-0-0		0-0-0		0-0-0		NEUTRAL		0-0-0		0-0-0		0-0-0							
RPI	S	Opponent		Score		RPI	S	Opponent		Score		RPI	S	Opponent		Score			
10	H	Stanford		0 2		26	A	Southern California		1 2		57	A	Oklahoma		0 2			
17	H	California		0 1		28	A	Washington		2 1		82	A	UCLA		1 1			
24	H	Washington St.		1 2		34	N	Texas Tech		0 1		85	A	Oklahoma St.		2 3			

Non-Div. I Games:

Arizona St.

Average RPI Win:		199	WON-LOST RECORD		WINNING PCT. RANK		LAST 10 GAMES		STRENGTH OF SCHEDULE		OPP. STRENGTH OF SCHEDULE		TEAM RPI		ADJ RPI		CONF. RPI		ADJ CONF. RPI				
DIV. I ONLY			5-6-5		.46875 182		3-4-3		36		96		90		.54711 87		8		9				
DIV. I NON-CONF.			4-2-5		.59091 112		2-0-3		15		84		44		.59423 43		9		9				
TOTALS		RPI 1-25		RPI 26-50		W-L RECORDS		RPI 51-100		RPI 101-150		RPI 150+											
5-6-5		0-2-2		0-1-0		OVERALL		0-1-1		2-2-1		3-0-1											
2-2-2		0-1-2		0-1-0		HOME		0-0-0		2-0-0		0-0-0											
2-4-3		0-1-0		0-0-0		AWAY		0-1-1		0-2-1		2-0-1											
1-0-0		0-0-0		0-0-0		NEUTRAL		0-0-0		0-0-0		1-0-0											
4-2-5		0-2-2		0-0-0		NON-CONFERENCE		0-0-1		2-0-1		2-0-1											
2-1-2		0-1-2		0-0-0		HOME		0-0-0		2-0-0		0-0-0											
1-1-3		0-1-0		0-0-		AWAY		0-0-1		0-0-1		1-0-1											
1-0-0		0-0-0		0-0-0		NEUTRAL		0-0-0		0-0-0		1-0-0											
1-4-0		0-0-0		0-1-0		CONFERENCE		0-1-0		0-2-0		1-0-0											
0-1-0		0-0-0		0-1-0		HOME		0-0-0		0-0-0		0-0-0											
1-3-0		0-0-0		0-0-0		AWAY		0-1-0		0-2-0		1-0-0											
0-0-0		0-0-0		0-0-0		NEUTRAL		0-0-0		0-0-0		0-0-0											
RPI	S	Opponent		Score		RPI	S	Opponent		Score		RPI	S	Opponent		Score							
8	A	Virginia		0	2	47	H	Long Beach St.		0	2	74	A	San Francisco		0	0	103	A	UC Santa Barbara		0	4
10	H	Stanford		0	1							90	A	UC Davis		0	1	112	A	Pepperdine		1	1
17	H	California		0	0													116	A	CSUN		1	2
18	H	BYU		1	1													139	H	San Jose St.		2	1
																		146	H	Dayton		4	1
																		169	A	St. Mary's (CA)		1	1
																		199	N	Richmond		2	1
																		249	A	Fresno St.		4	0
																		260	A	Hawaii		7	2
LAST 10 GAMES																							
						103	A	UC Santa Barbara		0	4	112	A	Pepperdine		1	1						
						116	A	CSUN		1	2	18	H	BYU		1	1						
								47 H Long Beach St.		0	2	17	H	California		0	0						
						260	A	Hawaii		7	2	146	H	Dayton		4	1						
						90	A	UC Davis		0	1	139	H	San Jose St.		2	1						

Non-Div. I Games:

Cal Poly

Average RPI Win: 234		WON-LOST	WINNING	LAST 10	STRENGTH OF		OPP. STRENGTH	TEAM	ADJ		CONF.	ADJ CONF.	
Average RPI Loss: 86		RECORD	PCT. RANK	GAMES	SCHEDULE		OF SCHEDULE	RPI	RPI		RPI	RPI	
DIV. I ONLY		11-3-2	.75	28	8-1-1		217	150	87	.54664	88	17	17
DIV. I NON-CONF.		4-2-2	.625	93	1-0-1		153	139	107	.5369	106	16	17
TOTALS		RPI 1-25	RPI 26-50		W-L RECORDS		RPI 51-100		RPI 101-150		RPI 150+		
11-3-2	0-0-0	0-0-1		OVERALL		0-3-1		1-0-0		10-0-0			
4-0-0	0-0-0	0-0-0		HOME		0-0-0		1-0-0		3-0-0			
7-2-2	0-0-0	0-0-1		AWAY		0-2-1		0-0-0		7-0-0			
0-1-0	0-0-0	0-0-0		NEUTRAL		0-1-0		0-0-0		0-0-0			
4-2-2	0-0-0	0-0-1		NON-CONFERENCE		0-2-1		0-0-0		4-0-0			
1-0-0	0-0-0	0-0-0		HOME		0-0-0		0-0-0		1-0-0			
3-1-2	0-0-0	0-1-		AWAY		0-1-1		0-0-0		3-0-0			
0-1-0	0-0-0	0-0-0		NEUTRAL		0-1-0		0-0-0		0-0-0			
7-1-0	0-0-0	0-0-0		CONFERENCE		0-1-0		1-0-0		6-0-0			
3-0-0	0-0-0	0-0-0		HOME		0-0-0		1-0-0		2-0-0			
4-1-0	0-0-0	0-0-0		AWAY		0-1-0		0-0-0		4-0-0			
0-0-0	0-0-0	0-0-0		NEUTRAL		0-0-0		0-0-0		0-0-0			
RPI S	Opponent	Score	RPI S	Opponent	Score	RPI S	Opponent	Score	RPI S	Opponent	Score		
			45 A	LSU	1 1	76 A	Western Mich.	1 2	140 H	Kent St.	3 0		
						80 A	Indiana	1 1	206 A	Jacksonville St.	4 0		
						84 N	Middle Tenn.	0 1	211 A	Central Mich.	2 1		
						97 A	Lipscomb	0 2	214 A	Toledo	3 1		
									215 H	Wright St.	2 1		
									223 H	Eastern Mich.	2 1		
									232 H	Ohio	2 1		
									250 A	Morehead St.	3 1		
									271 A	Bowling Green	1 0		
									303 A	IPFW	3 0		
									308 A	Northern Ill.	4 0		
LAST 10 GAMES													
			76 A	Western Mich.	1 2	214 A	Toledo	3 1					
			308 A	Northern Ill.	4 0	271 A	Bowling Green	1 0					
			232 H	Ohio	2 1	223 H	Eastern Mich.	2 1					
			140 H	Kent St.	3 0	250 A	Morehead St.	3 1					
			211 A	Central Mich.	2 1	80 A	Indiana	1 1					

Non-Div. I Games:

Ball St.



Average RPI Win:		163	WON-LOST RECORD		WINNING PCT. RANK		LAST 10 GAMES		STRENGTH OF SCHEDULE		OPP. STRENGTH OF SCHEDULE		TEAM RPI		ADJ RPI		CONF. RPI		ADJ CONF. RPI								
DIV. I ONLY			7-8-2		.47059 178		4-5-1		49		71		88		.54513 89		5		5								
DIV. I NON-CONF.			5-4-1		.55 148		2-1-0		88		97		89		.5489 89		5		5								
TOTALS		RPI 1-25		RPI 26-50		W-L RECORDS		RPI 51-100		RPI 101-150		RPI 150+															
7-8-2		0-2-0		1-2-0		OVERALL		0-3-1		1-0-0		5-1-1															
4-2-1		0-1-0		1-1-0		HOME		0-0-0		0-0-0		3-0-1															
3-6-1		0-1-0		0-1-0		AWAY		0-3-1		1-0-0		2-1-0															
0-0-0		0-0-0		0-0-0		NEUTRAL		0-0-0		0-0-0		0-0-0															
5-4-1		0-0-0		0-2-0		NON-CONFERENCE		0-2-0		1-0-0		4-0-1															
3-1-1		0-0-0		0-1-0		HOME		0-0-0		0-0-0		3-0-1															
2-3-0		0-0-0		0-0-		AWAY		0-2-0		1-0-0		1-0-0															
0-0-0		0-0-0		0-0-0		NEUTRAL		0-0-0		0-0-0		0-0-0															
2-4-1		0-2-0		1-0-0		CONFERENCE		0-1-1		0-0-0		1-1-0															
1-1-0		0-1-0		1-0-0		HOME		0-0-0		0-0-0		0-0-0															
1-3-1		0-1-0		0-0-0		AWAY		0-1-1		0-0-0		1-1-0															
0-0-0		0-0-0		0-0-0		NEUTRAL		0-0-0		0-0-0		0-0-0															
RPI	S	Opponent		Score		RPI	S	Opponent		Score		RPI	S	Opponent		Score											
6	A	UConn		0 3		29	H	UCF		1 0		53	A	Cincinnati		0 3		148	A	UNCG		3 0					
14	H	South Fla.		1 2		31	A	William & Mary		0 3		59	A	George Washington		0 3		151	H	Old Dominion		1 0					
						35	H	UNCW		0 2		62	A	Temple		0 0		162	A	SMU		1 2					
												66	A	James Madison		0 1		167	H	George Mason		2 0					
																		179	H	Loyola Chicago		0 0					
																		210	H	Western Caro.		1 0					
																		213	A	Charlotte		3 2					
																		220	A	Houston		2 0					
						LAST 10 GAMES																					
						53 A Cincinnati						0 3		162 A SMU						1 2							
						62 A Temple						0 0		220 A Houston						2 0							
						6 A UConn						0 3		151 H Old Dominion						1 0							
						14 H South Fla.						1 2		35 H UNCW						0 2							
						29 H UCF						1 0		213 A Charlotte						3 2							

Non-Div. I Games:

East Carolina

Average RPI Win:		182	WON-LOST RECORD		WINNING PCT. RANK		LAST 10 GAMES		STRENGTH OF SCHEDULE		OPP. STRENGTH OF SCHEDULE		TEAM RPI		ADJ RPI		CONF. RPI		ADJ CONF. RPI				
Average RPI Loss:		79																					
DIV. I ONLY			8-6-2		.5625 132		3-5-2		84		165		91		.54446 90		8		9				
DIV. I NON-CONF.			7-3-1		.68182 72		2-2-1		136		199		84		.55317 83		9		9				
TOTALS		RPI 1-25		RPI 26-50		W-L RECORDS		RPI 51-100		RPI 101-150		RPI 150+											
8-6-2		0-2-0		0-1-0		OVERALL		2-1-0		1-1-1		5-1-1											
6-3-1		0-1-0		0-0-0		HOME		2-0-0		0-1-1		4-1-0											
1-3-1		0-1-0		0-1-0		AWAY		0-1-0		0-0-0		1-0-1											
1-0-0		0-0-0		0-0-0		NEUTRAL		0-0-0		1-0-0		0-0-0											
7-3-1		0-2-0		0-0-0		NON-CONFERENCE		1-0-0		1-0-0		5-1-1											
5-2-0		0-1-0		0-0-0		HOME		1-0-0		0-0-0		4-1-0											
1-1-1		0-1-0		0-0-		AWAY		0-0-0		0-0-0		1-0-1											
1-0-0		0-0-0		0-0-0		NEUTRAL		0-0-0		1-0-0		0-0-0											
1-3-1		0-0-0		0-1-0		CONFERENCE		1-1-0		0-1-1		0-0-0											
1-1-1		0-0-0		0-0-0		HOME		1-0-0		0-1-1		0-0-0											
0-2-0		0-0-0		0-1-0		AWAY		0-1-0		0-0-0		0-0-0											
0-0-0		0-0-0		0-0-0		NEUTRAL		0-0-0		0-0-0		0-0-0											
RPI	S	Opponent		Score		RPI	S	Opponent		Score		RPI	S	Opponent		Score		RPI	S	Opponent		Score	
10	A	Stanford		0	1	37	A	Cal St. Fullerton		0	1	54	H	San Diego St.		1	0	103	H	UC Santa Barbara		1	2
13	H	Santa Clara		0	2							73	A	UC Riverside		1	3	116	H	CSUN		0	0
												87	H	Cal Poly		1	0	121	N	Eastern Wash.		3	0
																		165	H	North Dakota St.		2	0
																		169	H	St. Mary's (CA)		1	0
																		240	H	Nevada		1	2
																		247	A	Pacific		0	0
																		265	A	Portland St.		1	0
																		266	H	Sacramento St.		2	1
																		326	H	Denver		3	0
LAST 10 GAMES																							
103 H UC Santa Barbara						1	2	169 H St. Mary's (CA)						1	0								
73 A UC Riverside						1	3	54 H San Diego St.						1	0								
37 A Cal St. Fullerton						0	1	10 A Stanford						0	1								
116 H CSUN						0	0	247 A Pacific						0	0								
87 H Cal Poly						1	0	240 H Nevada						1	2								

Non-Div. I Games:

UC Davis

U  
T  
E  
P

UTEP						Through Games Of Sunday, October 18, 2015													
Average RPI Win:		194	WON-LOST RECORD		WINNING PCT. RANK	LAST 10 GAMES		STRENGTH OF SCHEDULE		OPP. STRENGTH OF SCHEDULE		TEAM RPI		ADJ RPI		CONF. RPI		ADJ CONF. RPI	
DIV. I ONLY		10-5-2			.64706	82	6-2-2	122		198		89		.54269		91	13	13	
DIV. I NON-CONF.		7-3-0			.7	59	3-0-0	106		242		68		.56216		74	12	12	
TOTALS		RPI 1-25		RPI 26-50		W-L RECORDS		RPI 51-100		RPI 101-150		RPI 150+							
10-5-2		0-0-0		0-0-0		OVERALL		0-0-2		4-2-0		6-3-0							
4-2-2		0-0-0		0-0-0		HOME		0-0-2		2-1-0		2-1-0							
6-3-0		0-0-0		0-0-0		AWAY		0-0-0		2-1-0		4-2-0							
0-0-0		0-0-0		0-0-0		NEUTRAL		0-0-0		0-0-0		0-0-0							
7-3-0		0-0-0		0-0-0		NON-CONFERENCE		0-0-0		3-1-0		4-2-0							
4-2-0		0-0-0		0-0-0		HOME		0-0-0		2-1-0		2-1-0							
3-1-0		0-0-0		0-0-		AWAY		0-0-0		1-0-0		2-1-0							
0-0-0		0-0-0		0-0-0		NEUTRAL		0-0-0		0-0-0		0-0-0							
3-2-2		0-0-0		0-0-0		CONFERENCE		0-0-2		1-1-0		2-1-0							
0-0-2		0-0-0		0-0-0		HOME		0-0-2		0-0-0		0-0-0							
3-2-0		0-0-0		0-0-0		AWAY		0-0-0		1-1-0		2-1-0							
0-0-0		0-0-0		0-0-0		NEUTRAL		0-0-0		0-0-0		0-0-0							
RPI	S	Opponent	Score	RPI	S	Opponent	Score	RPI	S	Opponent	Score	RPI	S	Opponent	Score				
								65	H	Marshall	1 1	105	A	Fla. Atlantic	2 1				
								99	H	Western Ky.	1 1	108	A	Texas St.	2 1				
												115	A	FIU	2 3				
												121	H	Eastern Wash.	1 2				
												138	H	Utah Valley	1 0				
												144	H	Weber St.	3 0				
												152	A	Houston Baptist	2 3				
												156	H	Abilene Christian	1 0				
												194	A	Louisiana Tech	0 2				
												231	H	Grand Canyon	4 1				
												240	A	Nevada	1 0				
												261	A	New Mexico St.	3 1				
												267	A	UTSA	1 0				
												273	H	Lamar	2 3				
												287	A	Southern Miss.	3 2				
LAST 10 GAMES																			
								287	A	Southern Miss.	3 2	115	A	FIU	2 3				
								194	A	Louisiana Tech	0 2	105	A	Fla. Atlantic	2 1				
								267	A	UTSA	1 0	138	H	Utah Valley	1 0				
								65	H	Marshall	1 1	240	A	Nevada	1 0				
								99	H	Western Ky.	1 1	231	H	Grand Canyon	4 1				

U  
T  
E  
P

Non-Div. I Games:

UTEP

Average RPI Win:	222	WON-LOST	WINNING	LAST 10	STRENGTH OF	OPP. STRENGTH	TEAM	ADJ	CONF.	ADJ CONF.	
Average RPI Loss:	95	RECORD	PCT. RANK	GAMES	SCHEDULE	OF SCHEDULE	RPI	RPI	RPI	RPI	
DIV. I ONLY	7-3-3	.65385	80	6-2-2	151	153	95	.54221	92	11	11
DIV. I NON-CONF.	7-1-1	.83333	26	6-0-0	170	196	57	.58015	57	11	11
<hr/>											
TOTALS	RPI 1-25	RPI 26-50		W-L RECORDS		RPI 51-100		RPI 101-150		RPI 150+	
7-3-3	0-0-0	1-1-0		OVERALL		0-1-1		0-0-1		6-1-1	
3-1-0	0-0-0	0-1-0		HOME		0-0-0		0-0-0		3-0-0	
3-2-2	0-0-0	1-0-0		AWAY		0-1-0		0-0-1		2-1-1	
1-0-1	0-0-0	0-0-0		NEUTRAL		0-0-1		0-0-0		1-0-0	
7-1-1	0-0-0	1-0-0		NON-CONFERENCE		0-1-1		0-0-0		6-0-0	
3-0-0	0-0-0	0-0-0		HOME		0-0-0		0-0-0		3-0-0	
3-1-0	0-0-0	1-0-		AWAY		0-1-0		0-0-0		2-0-0	
1-0-1	0-0-0	0-0-0		NEUTRAL		0-0-1		0-0-0		1-0-0	
0-2-2	0-0-0	0-1-0		CONFERENCE		0-0-0		0-0-1		0-1-1	
0-1-0	0-0-0	0-1-0		HOME		0-0-0		0-0-0		0-0-0	
0-1-2	0-0-0	0-0-0		AWAY		0-0-0		0-0-1		0-1-1	
0-0-0	0-0-0	0-0-0		NEUTRAL		0-0-0		0-0-0		0-0-0	
RPI S	Opponent	Score	RPI S	Opponent	Score	RPI S	Opponent	Score	RPI S	Opponent	Score
			44 A	Northeastern	3 1	52 A	Vanderbilt	0 1	131 A	Penn	1 1
			46 H	Princeton	2 3	81 N	Memphis	1 1	155 A	Brown	0 0
									186 A	Yale	0 1
									188 N	Maine	3 0
									225 H	Vermont	6 0
									246 A	Albany (NY)	2 0
									256 A	Marist	2 0
									296 H	UMass Lowell	4 1
									300 H	Sacred Heart	6 0
			LAST 10 GAMES								
			131 A	Penn	1 1	296 H	UMass Lowell	4 1			
			186 A	Yale	0 1	300 H	Sacred Heart	6 0			
			46 H	Princeton	2 3	44 A	Northeastern	3 1			
			188 N	Maine	3 0	225 H	Vermont	6 0			
			155 A	Brown	0 0	246 A	Albany (NY)	2 0			

Non-Div. I Games:

Dartmouth



Average RPI Win:		242	WON-LOST RECORD		WINNING PCT. RANK		LAST 10 GAMES		STRENGTH OF SCHEDULE		OPP. STRENGTH OF SCHEDULE		TEAM RPI		ADJ RPI		CONF. RPI		ADJ CONF. RPI					
DIV. I ONLY			11-4-1		.71875		42		7-2-1		198		183		96		.54051		94		20		20	
DIV. I NON-CONF.			6-3-0		.66667		77		2-1-0		229		131		126		.52548		125		19		19	
TOTALS		RPI 1-25		RPI 26-50		W-L RECORDS		RPI 51-100		RPI 101-150		RPI 150+												
11-4-1		0-1-0		0-1-0		OVERALL		1-1-0		0-0-1		10-1-0												
7-1-1		0-0-0		0-1-0		HOME		1-0-0		0-0-1		6-0-0												
3-3-0		0-1-0		0-0-0		AWAY		0-1-0		0-0-0		3-1-0												
1-0-0		0-0-0		0-0-0		NEUTRAL		0-0-0		0-0-0		1-0-0												
6-3-0		0-1-0		0-1-0		NON-CONFERENCE		1-0-0		0-0-0		5-1-0												
4-1-0		0-0-0		0-1-0		HOME		1-0-0		0-0-0		3-0-0												
2-2-0		0-1-0		0-0-		AWAY		0-0-0		0-0-0		2-1-0												
0-0-0		0-0-0		0-0-0		NEUTRAL		0-0-0		0-0-0		0-0-0												
5-1-1		0-0-0		0-0-0		CONFERENCE		0-1-0		0-0-1		5-0-0												
3-0-1		0-0-0		0-0-0		HOME		0-0-0		0-0-1		3-0-0												
1-1-0		0-0-0		0-0-0		AWAY		0-1-0		0-0-0		1-0-0												
1-0-0		0-0-0		0-0-0		NEUTRAL		0-0-0		0-0-0		1-0-0												
RPI	S	Opponent		Score		RPI	S	Opponent		Score		RPI	S	Opponent		Score								
4	A	Auburn		0 2		44	H	Northeastern		1 3		57	H	Oklahoma		2 1								
						68	A	Samford		0 2		148	H	UNCG		0 0								
												195	H	ETSU		3 0								
												198	A	Jacksonville		1 2								
												210	H	Western Caro.		3 2								
												235	A	Davidson		2 1								
												236	H	Wofford		3 0								
						258	H	Kennesaw St.		3 0														
						282	A	North Florida		1 0														
						291	H	Presbyterian		3 1														
						293	N	VMI		1 0														
						298	A	Chattanooga		1 0														
						311	H	USC Upstate		1 0														
LAST 10 GAMES																								
210 H Western Caro.						3		2		298 A Chattanooga						1		0						
195 H ETSU						3		0		68 A Samford						0		2						
293 N VMI						1		0		198 A Jacksonville						1		2						
236 H Wofford						3		0		282 A North Florida						1		0						
148 H UNCG						0		0		291 H Presbyterian						3		1						

<b>Non-Div. I Games:</b>	<b>North Greenville</b>	<b>2</b>	<b>0</b>
--------------------------	-------------------------	----------	----------

Furman

Average RPI Win:	180	WON-LOST RECORD	WINNING PCT. RANK	LAST 10 GAMES	STRENGTH OF SCHEDULE	OPP. STRENGTH OF SCHEDULE	TEAM RPI	ADJ RPI	CONF. RPI	ADJ CONF. RPI	
DIV. I ONLY	5-10-1	.34375	253	3-6-1	8	109	94	.54038	95	1	1
DIV. I NON-CONF.	4-4-1	.5	156	2-0-1	11	173	65	.56556	66	2	2
<hr/>											
TOTALS	RPI 1-25	RPI 26-50		W-L RECORDS	RPI 51-100		RPI 101-150		RPI 150+		
5-10-1	0-5-0	0-1-0		OVERALL	0-3-0		2-0-1		3-1-0		
4-2-1	0-0-0	0-1-0		HOME	0-1-0		2-0-1		2-0-0		
1-8-0	0-5-0	0-0-0		AWAY	0-2-0		0-0-0		1-1-0		
0-0-0	0-0-0	0-0-0		NEUTRAL	0-0-0		0-0-0		0-0-0		
<hr/>											
4-4-1	0-1-0	0-1-0		NON-CONFERENCE	0-1-0		2-0-1		2-1-0		
3-1-1	0-0-0	0-1-0		HOME	0-0-0		2-0-1		1-0-0		
1-3-0	0-1-0	0-0-		AWAY	0-1-0		0-0-0		1-1-0		
0-0-0	0-0-0	0-0-0		NEUTRAL	0-0-0		0-0-0		0-0-0		
<hr/>											
1-6-0	0-4-0	0-0-0		CONFERENCE	0-2-0		0-0-0		1-0-0		
1-1-0	0-0-0	0-0-0		HOME	0-1-0		0-0-0		1-0-0		
0-5-0	0-4-0	0-0-0		AWAY	0-1-0		0-0-0		0-0-0		
0-0-0	0-0-0	0-0-0		NEUTRAL	0-0-0		0-0-0		0-0-0		
<hr/>											
RPI S	Opponent	Score		RPI S	Opponent	Score		RPI S	Opponent	Score	
6 A	UConn	0	1	30 H	St. John's (NY)	0	1	69 H	Louisville	0	1
8 A	Virginia	0	5					78 A	Pittsburgh	0	1
15 A	Virginia Tech	1	3					98 A	Providence	0	1
16 A	Notre Dame	0	1								
21 A	North Carolina	1	3								
<hr/>											
LAST 10 GAMES											
217 H North Carolina St.				3	0	21 A North Carolina				1	3
78 A Pittsburgh				0	1	8 A Virginia				0	5
16 A Notre Dame				0	1	114 H Drexel				3	2
69 H Louisville				0	1	147 H Colgate				2	1
15 A Virginia Tech				1	3	113 H Cornell				0	0

Non-Div. I Games:

Syracuse

Average RPI Win: 211		WON-LOST RECORD		WINNING PCT. RANK		LAST 10 GAMES		STRENGTH OF SCHEDULE		OPP. STRENGTH OF SCHEDULE		TEAM RPI		ADJ RPI		CONF. RPI		ADJ CONF. RPI			
DIV. I ONLY		11-5-1		.67647 63		6-4-0		164		177		93		.53895 96		10		10			
DIV. I NON-CONF.		7-3-1		.68182 72		2-2-0		215		267		131		.52111 134		10		10			
TOTALS		RPI 1-25		RPI 26-50		W-L RECORDS		RPI 51-100		RPI 101-150		RPI 150+									
11-5-1		0-0-0		1-2-0		OVERALL		1-1-0		0-1-0		9-1-1									
7-2-0		0-0-0		1-1-0		HOME		0-0-0		0-1-0		6-0-0									
4-3-1		0-0-0		0-1-0		AWAY		1-1-0		0-0-0		3-1-1									
0-0-0		0-0-0		0-0-0		NEUTRAL		0-0-0		0-0-0		0-0-0									
7-3-1		0-0-0		0-1-0		NON-CONFERENCE		0-0-0		0-1-0		7-1-1									
5-1-0		0-0-0		0-0-0		HOME		0-0-0		0-1-0		5-0-0									
2-2-1		0-0-0		0-0-		AWAY		0-0-0		0-0-0		2-1-1									
0-0-0		0-0-0		0-0-0		NEUTRAL		0-0-0		0-0-0		0-0-0									
4-2-0		0-0-0		1-1-0		CONFERENCE		1-1-0		0-0-0		2-0-0									
2-1-0		0-0-0		1-1-0		HOME		0-0-0		0-0-0		1-0-0									
2-1-0		0-0-0		0-0-0		AWAY		1-1-0		0-0-0		1-0-0									
0-0-0		0-0-0		0-0-0		NEUTRAL		0-0-0		0-0-0		0-0-0									
RPI	S	Opponent		Score		RPI	S	Opponent		Score		RPI	S	Opponent		Score					
				30	H	St. John's (NY)		0	1	56	A	DePaul		2	3	140	H	Kent St.	1	2	
				36	H	Georgetown		1	0	98	A	Providence		3	1	170	H	Milwaukee	1	0	
				39	A	Kentucky		1	4							204	A	Seton Hall	1	0	
																215	H	Wright St.	1	0	
																219	A	Cleveland St.	1	1	
																223	H	Eastern Mich.	3	0	
																259	A	IUPUI	2	0	
																264	H	Villanova	3	0	
																271	A	Bowling Green	2	0	
																278	A	Indiana St.	2	3	
																279	H	Evansville	2	1	
																303	H	IPFW	2	1	
LAST 10 GAMES																					
				204	A	Seton Hall		1	0	264	H	Villanova		3	0						
				36	H	Georgetown		1	0	39	A	Kentucky		1	4						
				56	A	DePaul		2	3	271	A	Bowling Green		2	0						
				98	A	Providence		3	1	303	H	IPFW		2	1						
				30	H	St. John's (NY)		0	1	140	H	Kent St.		1	2						

Non-Div. I Games:

Butler



Average RPI Win:	245	WON-LOST RECORD	WINNING PCT. RANK	LAST 10 GAMES	STRENGTH OF SCHEDULE	OPP. STRENGTH OF SCHEDULE	TEAM RPI	ADJ RPI	CONF. RPI	ADJ CONF. RPI						
Average RPI Loss:	93															
DIV. I ONLY		10-3-4	.70588 49	6-2-2	194	174	99	.53878 97	25	25						
DIV. I NON-CONF.		5-2-4	.63636 91	1-1-2	169	132	110	.53684 107	23	23						
<hr/>																
TOTALS	RPI 1-25	RPI 26-50		W-L RECORDS	RPI 51-100		RPI 101-150		RPI 150+							
10-3-4	0-0-0	0-0-0		OVERALL	1-1-3		0-2-0		9-0-1							
6-2-1	0-0-0	0-0-0		HOME	1-0-0		0-2-0		5-0-1							
4-1-3	0-0-0	0-0-0		AWAY	0-1-3		0-0-0		4-0-0							
0-0-0	0-0-0	0-0-0		NEUTRAL	0-0-0		0-0-0		0-0-0							
<hr/>																
5-2-4	0-0-0	0-0-0		NON-CONFERENCE	1-1-3		0-1-0		4-0-1							
4-1-1	0-0-0	0-0-0		HOME	1-0-0		0-1-0		3-0-1							
1-1-3	0-0-0	0-0-		AWAY	0-1-3		0-0-0		1-0-0							
0-0-0	0-0-0	0-0-0		NEUTRAL	0-0-0		0-0-0		0-0-0							
<hr/>																
5-1-0	0-0-0	0-0-0		CONFERENCE	0-0-0		0-1-0		5-0-0							
2-1-0	0-0-0	0-0-0		HOME	0-0-0		0-1-0		2-0-0							
3-0-0	0-0-0	0-0-0		AWAY	0-0-0		0-0-0		3-0-0							
0-0-0	0-0-0	0-0-0		NEUTRAL	0-0-0		0-0-0		0-0-0							
<hr/>																
RPI S	Opponent	Score	RPI S	Opponent	Score	RPI S	Opponent	Score	RPI S	Opponent	Score					
						52 A	Vanderbilt	0 2	104 H	FGCU	1 2					
						53 A	Cincinnati	0 0	122 H	Mississippi St.	0 2					
						60 A	Tennessee	0 0	198 A	Jacksonville	1 0					
						84 A	Middle Tenn.	2 2	206 H	Jacksonville St.	3 0					
						88 H	Ball St.	2 0	210 H	Western Caro.	1 1					
									241 H	Stetson	3 0					
									243 H	Akron	2 0					
									258 A	Kennesaw St.	1 0					
									282 A	North Florida	2 0					
									298 H	Chattanooga	3 0					
									311 H	USC Upstate	2 1					
									324 A	Alabama A&M	9 0					
						<hr/>										
									LAST 10 GAMES							
			241 H	Stetson	3 0	258 A	Kennesaw St.	1 0								
			104 H	FGCU	1 2	210 H	Western Caro.	1 1								
			282 A	North Florida	2 0	243 H	Akron	2 0								
			198 A	Jacksonville	1 0	122 H	Mississippi St.	0 2								
			311 H	USC Upstate	2 1	84 A	Middle Tenn.	2 2								

Non-Div. I Games:

Lipscomb

Average RPI Win:	176	WON-LOST	WINNING	LAST 10	STRENGTH OF	OPP. STRENGTH	TEAM	ADJ	CONF.	ADJ CONF.		
Average RPI Loss:	82	RECORD	PCT. RANK	GAMES	SCHEDULE	OF SCHEDULE	RPI	RPI	RPI	RPI		
DIV. I ONLY		10-6-0	.625	92	6-4-0	176	81	104	.53863	98	10	10
DIV. I NON-CONF.		7-3-0	.7	59	3-1-0	184	62	78	.55834	77	10	10
<hr/>												
TOTALS	RPI 1-25	RPI 26-50		W-L RECORDS		RPI 51-100		RPI 101-150		RPI 150+		
10-6-0	0-0-0	1-1-0		OVERALL		2-4-0		0-1-0		7-0-0		
5-2-0	0-0-0	0-1-0		HOME		1-1-0		0-0-0		4-0-0		
5-4-0	0-0-0	1-0-0		AWAY		1-3-0		0-1-0		3-0-0		
0-0-0	0-0-0	0-0-0		NEUTRAL		0-0-0		0-0-0		0-0-0		
<hr/>												
7-3-0	0-0-0	1-0-0		NON-CONFERENCE		2-2-0		0-1-0		4-0-0		
4-0-0	0-0-0	0-0-0		HOME		1-0-0		0-0-0		3-0-0		
3-3-0	0-0-0	1-0-		AWAY		1-2-0		0-1-0		1-0-0		
0-0-0	0-0-0	0-0-0		NEUTRAL		0-0-0		0-0-0		0-0-0		
<hr/>												
3-3-0	0-0-0	0-1-0		CONFERENCE		0-2-0		0-0-0		3-0-0		
1-2-0	0-0-0	0-1-0		HOME		0-1-0		0-0-0		1-0-0		
2-1-0	0-0-0	0-0-0		AWAY		0-1-0		0-0-0		2-0-0		
0-0-0	0-0-0	0-0-0		NEUTRAL		0-0-0		0-0-0		0-0-0		
<hr/>												
RPI S	Opponent	Score	RPI S	Opponent	Score	RPI S	Opponent	Score	RPI S	Opponent	Score	
			36 H	Georgetown	1 2	53 A	Cincinnati	0 1	147 A	Colgate	1 3	
			41 A	Boston College	3 2	72 A	Harvard	1 0	153 A	Creighton	3 2	
						75 A	Marquette	0 1	155 A	Brown	2 1	
						83 A	Boston U.	1 2	188 H	Maine	2 1	
						95 H	Syracuse	1 0	227 A	Xavier	1 0	
						96 H	Butler	1 3	256 H	Marist	2 1	
									264 H	Villanova	1 0	
									309 H	Bryant	1 0	
<hr/>												
LAST 10 GAMES												
			153 A	Creighton	3 2	36 H	Georgetown	1 2				
			75 A	Marquette	0 1	72 A	Harvard	1 0				
			264 H	Villanova	1 0	83 A	Boston U.	1 2				
			96 H	Butler	1 3	41 A	Boston College	3 2				
			227 A	Xavier	1 0	155 A	Brown	2 1				

**Non-Div. I Games:**

## Providence

Average RPI Win: 184		WON-LOST	WINNING	LAST 10	STRENGTH OF		OPP. STRENGTH	TEAM	ADJ	CONF.	ADJ CONF.
Average RPI Loss: 89		RECORD	PCT. RANK	GAMES	SCHEDULE		OF SCHEDULE	RPI	RPI	RPI	RPI
DIV. I ONLY		8-4-4	.625	92	5-2-3		149	124	101	.53781	99
DIV. I NON-CONF.		4-2-2	.625	93	1-0-1		82	169	70	.56416	71
TOTALS		RPI 1-25	RPI 26-50		W-L RECORDS		RPI 51-100		RPI 101-150		RPI 150+
8-4-4		0-0-0	0-1-0		OVERALL		1-2-1		1-1-1		6-0-2
4-2-1		0-0-0	0-0-0		HOME		1-1-0		1-1-0		2-0-1
3-2-3		0-0-0	0-1-0		AWAY		0-1-1		0-0-1		3-0-1
1-0-0		0-0-0	0-0-0		NEUTRAL		0-0-0		0-0-0		1-0-0
4-2-2		0-0-0	0-1-0		NON-CONFERENCE		1-0-0		0-1-1		3-0-1
2-1-1		0-0-0	0-0-0		HOME		1-0-0		0-1-0		1-0-1
1-1-1		0-0-0	0-0-		AWAY		0-0-0		0-0-1		1-0-0
1-0-0		0-0-0	0-0-0		NEUTRAL		0-0-0		0-0-0		1-0-0
4-2-2		0-0-0	0-0-0		CONFERENCE		0-2-1		1-0-0		3-0-1
2-1-0		0-0-0	0-0-0		HOME		0-1-0		1-0-0		1-0-0
2-1-2		0-0-0	0-0-0		AWAY		0-1-1		0-0-0		2-0-1
0-0-0		0-0-0	0-0-0		NEUTRAL		0-0-0		0-0-0		0-0-0
RPI	S	Opponent	Score	RPI	S	Opponent	Score	RPI	S	Opponent	Score
45	A	LSU	1 4	81	H	Memphis	2 1	115	H	FIU	1 0
				84	A	Middle Tenn.	0 2	127	H	Miami (OH)	0 4
				91	A	UTEP	1 1	141	A	Georgia St.	1 1
				100	H	Rice	1 3	157	H	Valparaiso	2 2
								160	N	Stephen F. Austin	1 0
								184	A	Mercer	1 0
								194	H	Louisiana Tech	1 0
								213	A	Charlotte	3 1
								253	A	UAB	1 1
								254	H	UT Martin	3 1
								267	A	UTSA	1 0
LAST 10 GAMES											
213	A	Charlotte	3 1	91	A	UTEP	1 1				
115	H	FIU	1 0	194	H	Louisiana Tech	1 0				
253	A	UAB	1 1	100	H	Rice	1 3				
84	A	Middle Tenn.	0 2	81	H	Memphis	2 1				
267	A	UTSA	1 0	141	A	Georgia St.	1 1				

Non-Div. I Games:

Western Ky.

Average RPI Win: 177		WON-LOST	WINNING	LAST 10	STRENGTH OF	OPP. STRENGTH	TEAM	ADJ	CONF.	ADJ CONF.							
Average RPI Loss: 93		RECORD	PCT. RANK	GAMES	SCHEDULE	OF SCHEDULE	RPI	RPI	RPI	RPI							
DIV. I ONLY		9-5-2	.625	92	5-4-1	160	94	97	.53712	100	13	13					
DIV. I NON-CONF.		4-3-1	.5625	127	0-2-0	167	115	141	.51817	141	12	12					
<hr/>																	
TOTALS		RPI 1-25		RPI 26-50		W-L RECORDS		RPI 51-100		RPI 101-150		RPI 150+					
9-5-2		0-1-0		0-0-0		OVERALL		1-1-1		3-3-0		5-0-1					
4-2-2		0-1-0		0-0-0		HOME		0-0-1		3-1-0		1-0-1					
4-3-0		0-0-0		0-0-0		AWAY		1-1-0		0-2-0		3-0-0					
1-0-0		0-0-0		0-0-0		NEUTRAL		0-0-0		0-0-0		1-0-0					
<hr/>																	
4-3-1		0-1-0		0-0-0		NON-CONFERENCE		0-0-0		2-2-0		2-0-1					
2-1-1		0-1-0		0-0-0		HOME		0-0-0		2-0-0		0-0-1					
1-2-0		0-0-0		0-0-		AWAY		0-0-0		0-2-0		1-0-0					
1-0-0		0-0-0		0-0-0		NEUTRAL		0-0-0		0-0-0		1-0-0					
<hr/>																	
5-2-1		0-0-0		0-0-0		CONFERENCE		1-1-1		1-1-0		3-0-0					
2-1-1		0-0-0		0-0-0		HOME		0-0-1		1-1-0		1-0-0					
3-1-0		0-0-0		0-0-0		AWAY		1-1-0		0-0-0		2-0-0					
0-0-0		0-0-0		0-0-0		NEUTRAL		0-0-0		0-0-0		0-0-0					
<hr/>																	
RPI	S	Opponent		Score		RPI	S	Opponent		Score		RPI	S	Opponent		Score	
22	H	Texas A&M		2	4							105	H	Fla. Atlantic		2	3
								65 A Marshall		0	1			115 H FIU		4	2
								84 H Middle Tenn.		0	0			127 A Miami (OH)		0	2
								99 A Western Ky.		3	1			128 H Arkansas		2	1
														139 H San Jose St.		2	1
														146 A Dayton		2	5
														151 A Old Dominion		2	0
														162 H SMU		1	1
														208 N Sam Houston St.		2	0
														213 A Charlotte		2	1
														253 H UAB		2	0
														290 A A&M-Corpus Christi		2	0
<hr/>																	
LAST 10 GAMES																	
		84 H Middle Tenn.		0	0			115 H FIU		4	2						
		253 H UAB		2	0			65 A Marshall		0	1						
		213 A Charlotte		2	1			99 A Western Ky.		3	1						
		151 A Old Dominion		2	0			127 A Miami (OH)		0	2						
		105 H Fla. Atlantic		2	3			146 A Dayton		2	5						

Non-Div. I Games:

Rice

Average RPI Win:	219	WON-LOST RECORD	WINNING PCT. RANK	LAST 10 GAMES	STRENGTH OF SCHEDULE	OPP. STRENGTH OF SCHEDULE	TEAM RPI	ADJ RPI	CONF. RPI	ADJ CONF. RPI							
Average RPI Loss:	157																
DIV. I ONLY	11-4-0	.73333	37	8-2-0	219	194	98	.53674	101	28	28						
DIV. I NON-CONF.	4-4-0	.5	156	1-2-0	163	144	166	.50193	166	26	26						
<hr/>																	
TOTALS	RPI 1-25	RPI 26-50		W-L RECORDS	RPI 51-100		RPI 101-150		RPI 150+								
11-4-0	0-0-0	0-0-0		OVERALL	1-1-0		1-1-0		9-2-0								
4-1-0	0-0-0	0-0-0		HOME	1-0-0		0-0-0		3-1-0								
7-3-0	0-0-0	0-0-0		AWAY	0-1-0		1-1-0		6-1-0								
0-0-0	0-0-0	0-0-0		NEUTRAL	0-0-0		0-0-0		0-0-0								
<hr/>																	
4-4-0	0-0-0	0-0-0		NON-CONFERENCE	1-1-0		1-1-0		2-2-0								
2-1-0	0-0-0	0-0-0		HOME	1-0-0		0-0-0		1-1-0								
2-3-0	0-0-0	0-0-		AWAY	0-1-0		1-1-0		1-1-0								
0-0-0	0-0-0	0-0-0		NEUTRAL	0-0-0		0-0-0		0-0-0								
<hr/>																	
7-0-0	0-0-0	0-0-0		CONFERENCE	0-0-0		0-0-0		7-0-0								
2-0-0	0-0-0	0-0-0		HOME	0-0-0		0-0-0		2-0-0								
5-0-0	0-0-0	0-0-0		AWAY	0-0-0		0-0-0		5-0-0								
0-0-0	0-0-0	0-0-0		NEUTRAL	0-0-0		0-0-0		0-0-0								
<hr/>																	
RPI S	Opponent	Score	RPI S	Opponent	Score	RPI S	Opponent	Score	RPI S	Opponent	Score						
						60 A	Tennessee	0 3	107 A	Little Rock	1 2						
						84 H	Middle Tenn.	2 0	122 A	Mississippi St.	2 1						
									194 H	Louisiana Tech	1 0						
									201 H	Saint Louis	0 2						
									202 A	Tennessee Tech	2 1						
									206 A	Jacksonville St.	1 0						
									248 H	Southeast Mo. St.	4 1						
									250 A	Morehead St.	2 0						
									254 H	UT Martin	4 3						
									259 A	IUPUI	0 3						
									268 A	Arkansas St.	3 2						
									284 A	Belmont	1 0						
									292 A	Eastern Ky.	2 1						
						<hr/>											
									LAST 10 GAMES								
			202 A Tennessee Tech			2 1			254 H UT Martin			4 3					
			250 A Morehead St.			2 0			201 H Saint Louis			0 2					
			206 A Jacksonville St.			1 0			292 A Eastern Ky.			2 1					
			284 A Belmont			1 0			259 A IUPUI			0 3					
			248 H Southeast Mo. St.			4 1			84 H Middle Tenn.			2 0					

Non-Div. I Games:

Murray St.

Average RPI Win:	176	WON-LOST RECORD	WINNING PCT. RANK	LAST 10 GAMES	STRENGTH OF SCHEDULE	OPP. STRENGTH OF SCHEDULE	TEAM RPI	ADJ RPI	CONF. RPI	ADJ CONF. RPI	
DIV. I ONLY	7-7-1	.5	158	6-4-0	61	172	100	.53661	102	16	16
DIV. I NON-CONF.	2-5-1	.3125	258	1-2-0	18	75	134	.52108	135	20	20
<hr/>											
TOTALS	RPI 1-25	RPI 26-50		W-L RECORDS	RPI 51-100		RPI 101-150		RPI 150+		
7-7-1	0-0-0	0-1-0		OVERALL	0-4-1		3-0-0		4-2-0		
5-1-1	0-0-0	0-0-0		HOME	0-0-1		3-0-0		2-1-0		
2-5-0	0-0-0	0-1-0		AWAY	0-3-0		0-0-0		2-1-0		
0-1-0	0-0-0	0-0-0		NEUTRAL	0-1-0		0-0-0		0-0-0		
<hr/>											
2-5-1	0-0-0	0-1-0		NON-CONFERENCE	0-4-1		1-0-0		1-0-0		
2-0-1	0-0-0	0-0-0		HOME	0-0-1		1-0-0		1-0-0		
0-4-0	0-0-0	0-0-		AWAY	0-3-0		0-0-0		0-0-0		
0-1-0	0-0-0	0-0-0		NEUTRAL	0-1-0		0-0-0		0-0-0		
<hr/>											
5-2-0	0-0-0	0-0-0		CONFERENCE	0-0-0		2-0-0		3-2-0		
3-1-0	0-0-0	0-0-0		HOME	0-0-0		2-0-0		1-1-0		
2-1-0	0-0-0	0-0-0		AWAY	0-0-0		0-0-0		2-1-0		
0-0-0	0-0-0	0-0-0		NEUTRAL	0-0-0		0-0-0		0-0-0		
<hr/>											
RPI S	Opponent	Score	RPI S	Opponent	Score	RPI S	Opponent	Score	RPI S	Opponent	Score
			37 A	Cal St. Fullerton	0 1	59 A	George Washington	0 3	120 H	High Point	1 0
						60 H	Tennessee	0 0	124 H	VCU	1 0
						66 A	James Madison	1 2	135 H	Campbell	3 1
						73 N	UC Riverside	1 3	151 H	Old Dominion	1 0
						78 A	Pittsburgh	1 2	222 H	Charleston So.	2 0
									233 H	Gardner-Webb	0 1
									238 A	UNC Asheville	1 0
									244 A	Radford	3 2
									291 A	Presbyterian	0 2
<hr/>											
LAST 10 GAMES											
			233 H	Gardner-Webb	0 1	222 H	Charleston So.	2 0			
			120 H	High Point	1 0	244 A	Radford	3 2			
			291 A	Presbyterian	0 2	59 A	George Washington	0 3			
			238 A	UNC Asheville	1 0	124 H	VCU	1 0			
			135 H	Campbell	3 1	78 A	Pittsburgh	1 2			

Non-Div. I Games:

Liberty

Average RPI Win:	189	WON-LOST RECORD	WINNING PCT. RANK	LAST 10 GAMES	STRENGTH OF SCHEDULE	OPP. STRENGTH OF SCHEDULE	TEAM RPI	ADJ RPI	CONF. RPI	ADJ CONF. RPI	
Average RPI Loss:	109										
DIV. I ONLY	10-4-1	.7	51	8-2-0	237	101	109	.53623	103	8	9
DIV. I NON-CONF.	7-3-1	.68182	72	5-1-0	239	143	128	.52572	123	9	9
<hr/>											
TOTALS	RPI 1-25	RPI 26-50		W-L RECORDS	RPI 51-100		RPI 101-150		RPI 150+		
10-4-1	0-0-0	1-1-0		OVERALL	2-1-0		0-1-1		7-1-0		
5-2-1	0-0-0	1-1-0		HOME	1-0-0		0-1-1		3-0-0		
5-2-0	0-0-0	0-0-0		AWAY	1-1-0		0-0-0		4-1-0		
0-0-0	0-0-0	0-0-0		NEUTRAL	0-0-0		0-0-0		0-0-0		
<hr/>											
7-3-1	0-0-0	1-0-0		NON-CONFERENCE	0-1-0		0-1-1		6-1-0		
4-1-1	0-0-0	1-0-0		HOME	0-0-0		0-1-1		3-0-0		
3-2-0	0-0-0	0-0-		AWAY	0-1-0		0-0-0		3-1-0		
0-0-0	0-0-0	0-0-0		NEUTRAL	0-0-0		0-0-0		0-0-0		
<hr/>											
3-1-0	0-0-0	0-1-0		CONFERENCE	2-0-0		0-0-0		1-0-0		
1-1-0	0-0-0	0-1-0		HOME	1-0-0		0-0-0		0-0-0		
2-0-0	0-0-0	0-0-0		AWAY	1-0-0		0-0-0		1-0-0		
0-0-0	0-0-0	0-0-0		NEUTRAL	0-0-0		0-0-0		0-0-0		
<hr/>											
RPI	S	Opponent	Score	RPI	S	Opponent	Score	RPI	S	Opponent	Score
				42	H	Texas	2 0	74	A	San Francisco	0 1
				47	H	Long Beach St.	0 1	87	H	Cal Poly	4 0
								90	A	UC Davis	2 1
										</	

Non-Div. I Games:

UC Santa Barbara

[illegible]

**Non-Div. I Games:**

FGCU



Average RPI Win:		195	WON-LOST RECORD		WINNING PCT. RANK		LAST 10 GAMES		STRENGTH OF SCHEDULE		OPP. STRENGTH OF SCHEDULE		TEAM RPI		ADJ RPI		CONF. RPI		ADJ CONF. RPI		
DIV. I ONLY			10-7-0		.58824 117		4-6-0		120		151		102		.53485 105		13		13		
DIV. I NON-CONF.			6-4-0		.6 105		0-3-0		165		135		119		.52666 121		12		12		
TOTALS		RPI 1-25		RPI 26-50		W-L RECORDS		RPI 51-100		RPI 101-150		RPI 150+									
10-7-0		0-1-0		0-2-0		OVERALL		2-1-0		1-1-0		7-2-0									
4-3-0		0-0-0		0-0-0		HOME		0-1-0		1-1-0		3-1-0									
5-4-0		0-1-0		0-2-0		AWAY		2-0-0		0-0-0		3-1-0									
1-0-0		0-0-0		0-0-0		NEUTRAL		0-0-0		0-0-0		1-0-0									
6-4-0		0-1-0		0-1-0		NON-CONFERENCE		0-0-0		1-1-0		5-1-0									
2-1-0		0-0-0		0-0-0		HOME		0-0-0		1-1-0		1-0-0									
3-3-0		0-1-0		0-0-		AWAY		0-0-0		0-0-0		3-1-0									
1-0-0		0-0-0		0-0-0		NEUTRAL		0-0-0		0-0-0		1-0-0									
4-3-0		0-0-0		0-1-0		CONFERENCE		2-1-0		0-0-0		2-1-0									
2-2-0		0-0-0		0-0-0		HOME		0-1-0		0-0-0		2-1-0									
2-1-0		0-0-0		0-1-0		AWAY		2-0-0		0-0-0		0-0-0									
0-0-0		0-0-0		0-0-0		NEUTRAL		0-0-0		0-0-0		0-0-0									
RPI	S	Opponent		Score		RPI	S	Opponent		Score		RPI	S	Opponent		Score					
22	A	Texas A&M		0	2	34	A	Texas Tech		1	2	65	A	Marshall		1	0				
						49	A	North Texas		1	2	91	H	UTEP		1	2				
												100	A	Rice		3	2				
														123 H Miami (FL)		3	1				
														130 H UC Irvine		0	1				
														155 A Brown		0	1				
														194 H Louisiana Tech		2	0				
														198 A Jacksonville		1	0				
														208 N Sam Houston St.		2	0				
														241 A Stetson		4	1				
														248 H Southeast Mo. St.		2	0				
														267 H UTSA		0	1				
														282 A North Florida		1	0				
														287 H Southern Miss.		3	0				
LAST 10 GAMES																					
65 A Marshall						1	0	267 H UTSA						0	1						
287 H Southern Miss.						3	0	91 H UTEP						1	2						
194 H Louisiana Tech						2	0	130 H UC Irvine						0	1						
100 A Rice						3	2	34 A Texas Tech						1	2						
49 A North Texas						1	2	155 A Brown						0	1						

**Non-Div. I Games:**

Fla. Atlantic

Average RPI Win:	166	WON-LOST RECORD	WINNING PCT. RANK	LAST 10 GAMES	STRENGTH OF SCHEDULE	OPP. STRENGTH OF SCHEDULE	TEAM RPI	ADJ RPI	CONF. RPI	ADJ CONF. RPI						
DIV. I ONLY		8-7-0	.53333	146	6-4-0	117	55	103	.53475	106	6	6				
DIV. I NON-CONF.		6-4-0	.6	105	4-1-0	206	56	124	.52446	127	6	6				
<hr/>																
TOTALS	RPI 1-25	RPI 26-50		W-L RECORDS		RPI 51-100		RPI 101-150		RPI 150+						
8-7-0	0-1-0	0-4-0		OVERALL		1-1-0		2-1-0		5-0-0						
6-1-0	0-0-0	0-1-0		HOME		1-0-0		1-0-0		4-0-0						
2-6-0	0-1-0	0-3-0		AWAY		0-1-0		1-1-0		1-0-0						
0-0-0	0-0-0	0-0-0		NEUTRAL		0-0-0		0-0-0		0-0-0						
<hr/>																
6-4-0	0-0-0	0-2-0		NON-CONFERENCE		0-1-0		2-1-0		4-0-0						
4-1-0	0-0-0	0-1-0		HOME		0-0-0		1-0-0		3-0-0						
2-3-0	0-0-0	0-0-		AWAY		0-1-0		1-1-0		1-0-0						
0-0-0	0-0-0	0-0-0		NEUTRAL		0-0-0		0-0-0		0-0-0						
<hr/>																
2-3-0	0-1-0	0-2-0		CONFERENCE		1-0-0		0-0-0		1-0-0						
2-0-0	0-0-0	0-0-0		HOME		1-0-0		0-0-0		1-0-0						
0-3-0	0-1-0	0-2-0		AWAY		0-0-0		0-0-0		0-0-0						
0-0-0	0-0-0	0-0-0		NEUTRAL		0-0-0		0-0-0		0-0-0						
<hr/>																
RPI	S	Opponent	Score	RPI	S	Opponent	Score	RPI	S	Opponent	Score					
9	A	West Virginia	1 2	34	A	Texas Tech	0 3	55	A	Illinois	2 5	117	H	Maryland	2 1	
				42	A	Texas	0 3	85	H	Oklahoma St.	3 0	128	A	Arkansas	0 1	
				49	H	North Texas	0 1					145	A	Illinois St.	2 0	
				50	A	Missouri	0 2					156	H	Abilene Christian	4 0	
												162	A	SMU	2 0	
												190	H	Iowa St.	5 0	
												209	H	Oral Roberts	4 0	
												267	H	UTSA	4 0	
<hr/>																
				LAST 10 GAMES												
				42	A	Texas	0 3	267	H	UTSA	4 0					
				34	A	Texas Tech	0 3	162	A	SMU	2 0					
				9	A	West Virginia	1 2	49	H	North Texas	0 1					
				85	H	Oklahoma St.	3 0	156	H	Abilene Christian	4 0					
				190	H	Iowa St.	5 0	209	H	Oral Roberts	4 0					

Non-Div. I Games:

TCU

Average RPI Win: 221		WON-LOST	WINNING	LAST 10	STRENGTH OF	OPP. STRENGTH	TEAM	ADJ	CONF.	ADJ CONF.					
Average RPI Loss: 124		RECORD	PCT. RANK	GAMES	SCHEDULE	OF SCHEDULE	RPI	RPI	RPI	RPI					
DIV. I ONLY		8-5-4	.58824	117	4-2-4	116	186	105	.53427	107	12	12			
DIV. I NON-CONF.		5-4-1	.55	148	1-1-1	98	198	106	.53604	109	13	13			
<hr/>															
TOTALS		RPI 1-25		RPI 26-50		W-L RECORDS		RPI 51-100		RPI 101-150		RPI 150+			
8-5-4		0-1-0		0-0-1		OVERALL		0-1-1		2-2-0		6-1-2			
5-1-2		0-0-0		0-0-0		HOME		0-0-0		2-1-0		3-0-2			
3-4-2		0-1-0		0-0-1		AWAY		0-1-1		0-1-0		3-1-0			
0-0-0		0-0-0		0-0-0		NEUTRAL		0-0-0		0-0-0		0-0-0			
5-4-1		0-1-0		0-0-1		NON-CONFERENCE		0-1-0		1-1-0		4-1-0			
3-1-0		0-0-0		0-0-0		HOME		0-0-0		1-1-0		2-0-0			
2-3-1		0-1-0		0-1-		AWAY		0-1-0		0-0-0		2-1-0			
0-0-0		0-0-0		0-0-0		NEUTRAL		0-0-0		0-0-0		0-0-0			
3-1-3		0-0-0		0-0-0		CONFERENCE		0-0-1		1-1-0		2-0-2			
2-0-2		0-0-0		0-0-0		HOME		0-0-0		1-0-0		1-0-2			
1-1-1		0-0-0		0-0-0		AWAY		0-0-1		0-1-0		1-0-0			
0-0-0		0-0-0		0-0-0		NEUTRAL		0-0-0		0-0-0		0-0-0			
RPI S	Opponent	Score		RPI S	Opponent	Score		RPI S	Opponent	Score		RPI S	Opponent	Score	
19 A	Ole Miss	0	1	42 A	Texas	0	0	57 A	Oklahoma	0	4	101 H	Murray St.	2	1
								71 A	Appalachian St.	1	1	108 A	Texas St.	1	2
												141 H	Georgia St.	3	0
												150 H	Missouri St.	1	2
												202 A	Tennessee Tech	2	1
												205 H	Ga. Southern	0	0
												216 H	La.-Lafayette	1	1
												228 H	Central Ark.	1	0
												255 H	La.-Monroe	1	0
												257 A	Mississippi Val.	3	1
												268 A	Arkansas St.	2	1
												284 A	Belmont	0	1
												315 H	Ark.-Pine Bluff	8	0
				LAST 10 GAMES											
				268 A	Arkansas St.	2	1	71 A	Appalachian St.	1	1				
				216 H	La.-Lafayette	1	1	108 A	Texas St.	1	2				
				255 H	La.-Monroe	1	0	42 A	Texas	0	0				
				141 H	Georgia St.	3	0	257 A	Mississippi Val.	3	1				
				205 H	Ga. Southern	0	0	150 H	Missouri St.	1	2				

Non-Div. I Games:

Little Rock

[illegible]

**Non-Div. I Games:**

Texas St.

Average RPI Win: 229		WON-LOST RECORD		WINNING PCT. RANK		LAST 10 GAMES		STRENGTH OF SCHEDULE		OPP. STRENGTH OF SCHEDULE		TEAM RPI		ADJ RPI		CONF. RPI		ADJ CONF. RPI	
DIV. I ONLY		9-5-1		.63333 88		6-3-1		139		211		107		.5341 109		16		16	
DIV. I NON-CONF.		4-4-0		.5 156		1-2-0		220		140		189		.48604 189		20		20	
TOTALS		RPI 1-25		RPI 26-50		W-L RECORDS		RPI 51-100		RPI 101-150		RPI 150+							
9-5-1		0-1-0		0-0-0		OVERALL		0-1-0		1-1-1		8-2-0							
4-0-0		0-0-0		0-0-0		HOME		0-0-0		0-0-0		4-0-0							
4-5-1		0-1-0		0-0-0		AWAY		0-1-0		1-1-1		3-2-0							
1-0-0		0-0-0		0-0-0		NEUTRAL		0-0-0		0-0-0		1-0-0							
4-4-0		0-1-0		0-0-0		NON-CONFERENCE		0-1-0		0-0-0		4-2-0							
2-0-0		0-0-0		0-0-0		HOME		0-0-0		0-0-0		2-0-0							
2-4-0		0-1-0		0-0-		AWAY		0-1-0		0-0-0		2-2-0							
0-0-0		0-0-0		0-0-0		NEUTRAL		0-0-0		0-0-0		0-0-0							
5-1-1		0-0-0		0-0-0		CONFERENCE		0-0-0		1-1-1		4-0-0							
2-0-0		0-0-0		0-0-0		HOME		0-0-0		0-0-0		2-0-0							
2-1-1		0-0-0		0-0-0		AWAY		0-0-0		1-1-1		1-0-0							
1-0-0		0-0-0		0-0-0		NEUTRAL		0-0-0		0-0-0		1-0-0							
RPI S	Opponent	Score		RPI S	Opponent	Score		RPI S	Opponent	Score		RPI S	Opponent	Score					
25 A	South Carolina	2	3					68 A	Samford	1	2	120 A	High Point		0	0			
												134 A	Longwood		2	1			
												135 A	Campbell		0	1			
												164 A	Elon		0	1			
												205 H	Ga. Southern		2	1			
												213 A	Charlotte		1	4			
												217 H	North Carolina St.		2	1			
												233 N	Gardner-Webb		1	0			
												236 A	Wofford		2	1			
												238 H	UNC Asheville		3	1			
												252 H	Winthrop		5	1			
												253 A	UAB		3	1			
												291 A	Presbyterian		3	1			
				LAST 10 GAMES															
				238 H	UNC Asheville	3	1	134 A	Longwood	2	1								
				135 A	Campbell	0	1	291 A	Presbyterian	3	1								
				252 H	Winthrop	5	1	217 H	North Carolina St.	2	1								
				120 A	High Point	0	0	164 A	Elon	0	1								
				233 N	Gardner-Webb	1	0	68 A	Samford	1	2								

Non-Div. I Games:

Coastal Caro.

Average RPI Win: 175		WON-LOST	WINNING	LAST 10	STRENGTH OF		OPP. STRENGTH	TEAM	ADJ		CONF.	ADJ CONF.	
Average RPI Loss: 66		RECORD	PCT. RANK	GAMES	SCHEDULE		OF SCHEDULE	RPI	RPI		RPI	RPI	
DIV. I ONLY		7-6-2	.53333	146	4-5-1		113	90	111	.53273	110	4	4
DIV. I NON-CONF.		6-2-1	.72222	50	3-1-0		238	148	111	.53458	111	4	4
TOTALS		RPI 1-25	RPI 26-50		W-L RECORDS		RPI 51-100		RPI 101-150		RPI 150+		
7-6-2		1-3-0	0-1-1		OVERALL		1-1-0		0-0-0		5-1-1		
6-2-1		1-1-0	0-1-1		HOME		1-0-0		0-0-0		4-0-0		
1-4-1		0-2-0	0-0-0		AWAY		0-1-0		0-0-0		1-1-1		
0-0-0		0-0-0	0-0-0		NEUTRAL		0-0-0		0-0-0		0-0-0		
6-2-1		0-1-0	0-1-0		NON-CONFERENCE		1-0-0		0-0-0		5-0-1		
5-1-0		0-0-0	0-1-0		HOME		1-0-0		0-0-0		4-0-0		
1-1-1		0-1-0	0-0-		AWAY		0-0-0		0-0-0		1-0-1		
0-0-0		0-0-0	0-0-0		NEUTRAL		0-0-0		0-0-0		0-0-0		
1-4-1		1-2-0	0-0-1		CONFERENCE		0-1-0		0-0-0		0-1-0		
1-1-1		1-1-0	0-0-1		HOME		0-0-0		0-0-0		0-0-0		
0-3-0		0-1-0	0-0-0		AWAY		0-1-0		0-0-0		0-1-0		
0-0-0		0-0-0	0-0-0		NEUTRAL		0-0-0		0-0-0		0-0-0		
RPI S	Opponent	Score	RPI S	Opponent	Score	RPI S	Opponent	Score	RPI S	Opponent	Score		
10 A	Stanford	1 2	28 H	Washington	1 1	53 H	Cincinnati	1 0	174 H	New Mexico	4 0		
17 H	California	2 1	48 H	Northwestern	0 1	63 A	Oregon St.	0 2	190 H	Iowa St.	2 1		
18 A	BYU	0 2							203 H	Colorado Col.	3 0		
24 H	Washington St.	0 3							230 A	Oregon	0 1		
									264 H	Villanova	3 0		
									288 A	Colorado St.	1 1		
									326 A	Denver	1 0		
LAST 10 GAMES													
10 A	Stanford	1 2	17 H	California	2 1								
24 H	Washington St.	0 3	264 H	Villanova	3 0								
28 H	Washington	1 1	48 H	Northwestern	0 1								
63 A	Oregon St.	0 2	326 A	Denver	1 0								
230 A	Oregon	0 1	190 H	Iowa St.	2 1								

Non-Div. I Games:

Colorado

Average RPI Win:	232	WON-LOST	WINNING	LAST 10	STRENGTH OF	OPP. STRENGTH	TEAM	ADJ	CONF.	ADJ CONF.							
Average RPI Loss:	209	RECORD	PCT. RANK	GAMES	SCHEDULE	OF SCHEDULE	RPI	RPI	RPI	RPI							
DIV. I ONLY	11-2-2	.8	15	7-1-2	278	245	112	.53251	111	27	27						
DIV. I NON-CONF.	4-1-2	.71429	56	0-0-2	208	165	95	.54341	94	29	29						
<hr/>																	
TOTALS	RPI 1-25	RPI 26-50		W-L RECORDS		RPI 51-100		RPI 101-150		RPI 150+							
11-2-2	0-0-0	0-0-0		OVERALL		2-0-0		0-0-0		9-2-2							
7-0-1	0-0-0	0-0-0		HOME		2-0-0		0-0-0		5-0-1							
4-2-1	0-0-0	0-0-0		AWAY		0-0-0		0-0-0		4-2-1							
0-0-0	0-0-0	0-0-0		NEUTRAL		0-0-0		0-0-0		0-0-0							
<hr/>																	
4-1-2	0-0-0	0-0-0		NON-CONFERENCE		2-0-0		0-0-0		2-1-2							
3-0-1	0-0-0	0-0-0		HOME		2-0-0		0-0-0		1-0-1							
1-1-1	0-0-0	0-0-		AWAY		0-0-0		0-0-0		1-1-1							
0-0-0	0-0-0	0-0-0		NEUTRAL		0-0-0		0-0-0		0-0-0							
<hr/>																	
7-1-0	0-0-0	0-0-0		CONFERENCE		0-0-0		0-0-0		7-1-0							
4-0-0	0-0-0	0-0-0		HOME		0-0-0		0-0-0		4-0-0							
3-1-0	0-0-0	0-0-0		AWAY		0-0-0		0-0-0		3-1-0							
0-0-0	0-0-0	0-0-0		NEUTRAL		0-0-0		0-0-0		0-0-0							
<hr/>																	
RPI S	Opponent	Score	RPI S	Opponent	Score	RPI S	Opponent	Score	RPI S	Opponent	Score						
						65 H	Marshall	1 0	168 H	Rider	2 1						
						93 H	Fairleigh Dickinson	5 3	177 A	Lehigh	2 2						
									193 A	Loyola Maryland	2 0						
									197 A	Lafayette	2 3						
									204 H	Seton Hall	0 0						
									212 A	Siena	1 0						
									221 A	Quinnipiac	2 3						
									256 H	Marist	3 1						
									286 H	Fairfield	2 1						
									312 H	Canisius	5 0						
									322 A	Iona	3 1						
									323 H	NJIT	2 0						
									325 A	Saint Peter's	8 1						
						<hr/>											
									LAST 10 GAMES								
			286 H Fairfield			2 1	322 A Iona			3 1							
			325 A Saint Peter's			8 1	312 H Canisius			5 0							
			221 A Quinnipiac			2 3	256 H Marist			3 1							
			168 H Rider			2 1	177 A Lehigh			2 2							
			212 A Siena			1 0	204 H Seton Hall			0 0							

Non-Div. I Games:

Monmouth

[illegible]

**Non-Div. I Games:**

Pepperdine



Average RPI Win:	226	WON-LOST RECORD	WINNING PCT. RANK	LAST 10 GAMES	STRENGTH OF SCHEDULE	OPP. STRENGTH OF SCHEDULE	TEAM RPI	ADJ RPI	CONF. RPI	ADJ CONF. RPI		
DIV. I ONLY		9-1-4	.78571	17	6-1-3	296	112	110	.53211	113	11	11
DIV. I NON-CONF.		7-0-3	.85	22	4-0-2	309	125	116	.52907	117	11	11
<hr/>												
TOTALS	RPI 1-25	RPI 26-50		W-L RECORDS		RPI 51-100		RPI 101-150		RPI 150+		
9-1-4	0-0-0	0-0-0		OVERALL		0-1-1		0-0-2		9-0-1		
4-1-2	0-0-0	0-0-0		HOME		0-1-0		0-0-1		4-0-1		
3-0-2	0-0-0	0-0-0		AWAY		0-0-1		0-0-1		3-0-0		
2-0-0	0-0-0	0-0-0		NEUTRAL		0-0-0		0-0-0		2-0-0		
7-0-3	0-0-0	0-0-0		NON-CONFERENCE		0-0-1		0-0-1		7-0-1		
3-0-2	0-0-0	0-0-0		HOME		0-0-0		0-0-1		3-0-1		
2-0-1	0-0-0	0-0-		AWAY		0-0-1		0-0-0		2-0-0		
2-0-0	0-0-0	0-0-0		NEUTRAL		0-0-0		0-0-0		2-0-0		
2-1-1	0-0-0	0-0-0		CONFERENCE		0-1-0		0-0-1		2-0-0		
1-1-0	0-0-0	0-0-0		HOME		0-1-0		0-0-0		1-0-0		
1-0-1	0-0-0	0-0-0		AWAY		0-0-0		0-0-1		1-0-0		
0-0-0	0-0-0	0-0-0		NEUTRAL		0-0-0		0-0-0		0-0-0		
RPI	S	Opponent	Score	RPI	S	Opponent	Score	RPI	S	Opponent	Score	
						72 H Harvard	0 2			131 A Penn	0 0	
						95 A Syracuse	0 0			147 H Colgate	0 0	
										159 H Columbia	1 0	
										186 A Yale	1 0	
										193 H Loyola Maryland	2 0	
										204 A Seton Hall	1 0	
										212 H Siena	0 0	
										219 N Cleveland St.	3 0	
										239 H St. Bonaventure	1 0	
										243 N Akron	2 0	
										276 H Binghamton	1 0	
										319 A Wagner	2 1	
<hr/>												
LAST 10 GAMES												
						186 A Yale	1 0			159 H Columbia	1 0	
						147 H Colgate	0 0			276 H Binghamton	1 0	
						72 H Harvard	0 2			204 A Seton Hall	1 0	
						131 A Penn	0 0			239 H St. Bonaventure	1 0	
						319 A Wagner	2 1			95 A Syracuse	0 0	

Non-Div. I Games:

Cornell

Average RPI Win: 188		WON-LOST	WINNING	LAST 10	STRENGTH OF	OPP. STRENGTH	TEAM	ADJ	CONF.	ADJ CONF.					
Average RPI Loss: 76		RECORD	PCT. RANK	GAMES	SCHEDULE	OF SCHEDULE	RPI	RPI	RPI	RPI					
DIV. I ONLY		8-8-0	.5	158	4-6-0	98	104	115	.52973	114	7	7			
DIV. I NON-CONF.		6-3-0	.66667	77	2-1-0	147	110	85	.55288	84	7	7			
<hr/>															
TOTALS		RPI 1-25		RPI 26-50		W-L RECORDS		RPI 51-100		RPI 101-150		RPI 150+			
8-8-0		0-1-0		0-2-0		OVERALL		1-3-0		1-1-0		6-1-0			
5-3-0		0-0-0		0-1-0		HOME		0-1-0		1-0-0		4-1-0			
2-5-0		0-1-0		0-1-0		AWAY		1-2-0		0-1-0		1-0-0			
1-0-0		0-0-0		0-0-0		NEUTRAL		0-0-0		0-0-0		1-0-0			
6-3-0		0-1-0		0-0-0		NON-CONFERENCE		1-1-0		1-0-0		4-1-0			
3-1-0		0-0-0		0-0-0		HOME		0-0-0		1-0-0		2-1-0			
2-2-0		0-1-0		0-0-		AWAY		1-1-0		0-0-0		1-0-0			
1-0-0		0-0-0		0-0-0		NEUTRAL		0-0-0		0-0-0		1-0-0			
2-5-0		0-0-0		0-2-0		CONFERENCE		0-2-0		0-1-0		2-0-0			
2-2-0		0-0-0		0-1-0		HOME		0-1-0		0-0-0		2-0-0			
0-3-0		0-0-0		0-1-0		AWAY		0-1-0		0-1-0		0-0-0			
0-0-0		0-0-0		0-0-0		NEUTRAL		0-0-0		0-0-0		0-0-0			
RPI S	Opponent	Score		RPI S	Opponent	Score		RPI S	Opponent	Score					
5 A	Rutgers	0	3	31 H	William & Mary	0	2	59 A	George Washington	1	0	124 H	VCU	1	0
				35 A	UNCW	2	3	66 H	James Madison	0	1	143 A	Col. of Charleston	1	2
								79 A	Delaware	0	1	154 H	Buffalo	0	1
								95 A	Syracuse	2	3	164 H	Elon	2	1
												183 H	Towson	3	1
												200 H	Niagara	2	1
												224 N	Stony Brook	2	1
												264 H	Villanova	1	0
												286 A	Fairfield	3	1
<hr/>															
LAST 10 GAMES															
164 H				Elon		2	1	143 A				Col. of Charleston		1	2
31 H				William & Mary		0	2	35 A				UNCW		2	3
79 A				Delaware		0	1	95 A				Syracuse		2	3
66 H				James Madison		0	1	200 H				Niagara		2	1
183 H				Towson		3	1	124 H				VCU		1	0

Non-Div. I Games:

Drexel

F  
I  
U

FIU					Through Games Of Sunday, October 18, 2015															
Average RPI Win:		191	WON-LOST RECORD		WINNING PCT. RANK		LAST 10 GAMES		STRENGTH OF SCHEDULE		OPP. STRENGTH OF SCHEDULE		TEAM RPI		ADJ RPI		CONF. RPI		ADJ CONF. RPI	
DIV. I ONLY			8-9-0		.47059 178		5-5-0		71		130		113		.52801 115		13		13	
DIV. I NON-CONF.			4-5-0		.44444 194		1-1-0		84		87		123		.52467 126		12		12	
TOTALS		RPI 1-25		RPI 26-50		W-L RECORDS		RPI 51-100		RPI 101-150		RPI 150+								
8-9-0		0-1-0		0-3-0		OVERALL		1-3-0		3-1-0		4-1-0								
7-2-0		0-1-0		0-1-0		HOME		1-0-0		2-0-0		4-0-0								
1-7-0		0-0-0		0-2-0		AWAY		0-3-0		1-1-0		0-1-0								
0-0-0		0-0-0		0-0-0		NEUTRAL		0-0-0		0-0-0		0-0-0								
4-5-0		0-1-0		0-2-0		NON-CONFERENCE		0-0-0		3-1-0		1-1-0								
3-2-0		0-1-0		0-1-0		HOME		0-0-0		2-0-0		1-0-0								
1-3-0		0-0-0		0-0-		AWAY		0-0-0		1-1-0		0-1-0								
0-0-0		0-0-0		0-0-0		NEUTRAL		0-0-0		0-0-0		0-0-0								
4-4-0		0-0-0		0-1-0		CONFERENCE		1-3-0		0-0-0		3-0-0								
4-0-0		0-0-0		0-0-0		HOME		1-0-0		0-0-0		3-0-0								
0-4-0		0-0-0		0-1-0		AWAY		0-3-0		0-0-0		0-0-0								
0-0-0		0-0-0		0-0-0		NEUTRAL		0-0-0		0-0-0		0-0-0								
RPI	S	Opponent		Score		RPI	S	Opponent		Score		RPI	S	Opponent		Score				
7	H	Florida		1	6	29	H	UCF		0	1	65	A	Marshall		0	1			
						32	A	Ohio St.		1	3	91	H	UTEP		3	2			
						49	A	North Texas		0	1	99	A	Western Ky.		0	1			
												100	A	Rice		2	4			
														104 A FGCU		0	2			
														127 A Miami (OH)		1	0			
														130 H UC Irvine		2	0			
														146 H Dayton		2	1			
														194 H Louisiana Tech		2	0			
														241 A Stetson		0	2			
														267 H UTSA		3	1			
														282 H North Florida		2	0			
														287 H Southern Miss.		1	0			
						LAST 10 GAMES														
						65	A	Marshall		0	1	100	A	Rice		2	4			
						99	A	Western Ky.		0	1	91	H	UTEP		3	2			
						194	H	Louisiana Tech		2	0	267	H	UTSA		3	1			
						287	H	Southern Miss.		1	0	7	H	Florida		1	6			
						49	A	North Texas		0	1	130	H	UC Irvine		2	0			

F  
I  
U

Non-Div. I Games:

FIU

Average RPI Win: 192		WON-LOST	WINNING	LAST 10	STRENGTH OF	OPP. STRENGTH	TEAM	ADJ	CONF.	ADJ CONF.		
Average RPI Loss: 76		RECORD	PCT. RANK	GAMES	SCHEDULE	OF SCHEDULE	RPI	RPI	RPI	RPI		
DIV. I ONLY		10-5-1	.65625	71	5-4-1	236	72	114	.52794	116	8	9
DIV. I NON-CONF.		7-5-0	.58333	115	2-4-0	223	70	149	.51268	151	9	9
<hr/>												
TOTALS		RPI 1-25	RPI 26-50		W-L RECORDS	RPI 51-100		RPI 101-150		RPI 150+		
10-5-1	0-1-0		0-2-0	OVERALL		1-0-1		3-1-0		6-1-0		
6-1-0	0-0-0		0-1-0	HOME		1-0-0		1-0-0		4-0-0		
4-3-1	0-1-0		0-0-0	AWAY		0-0-1		2-1-0		2-1-0		
0-1-0	0-0-0		0-1-0	NEUTRAL		0-0-0		0-0-0		0-0-0		
7-5-0	0-1-0		0-2-0	NON-CONFERENCE		0-0-0		2-1-0		5-1-0		
4-1-0	0-0-0		0-1-0	HOME		0-0-0		0-0-0		4-0-0		
3-3-0	0-1-0		0-0-	AWAY		0-0-0		2-1-0		1-1-0		
0-1-0	0-0-0		0-1-0	NEUTRAL		0-0-0		0-0-0		0-0-0		
3-0-1	0-0-0		0-0-0	CONFERENCE		1-0-1		1-0-0		1-0-0		
2-0-0	0-0-0		0-0-0	HOME		1-0-0		1-0-0		0-0-0		
1-0-1	0-0-0		0-0-0	AWAY		0-0-1		0-0-0		1-0-0		
0-0-0	0-0-0		0-0-0	NEUTRAL		0-0-0		0-0-0		0-0-0		
RPI	S	Opponent	Score	RPI	S	Opponent	Score	RPI	S	Opponent	Score	
13	A	Santa Clara	1 3	28	N	Washington	1 3	87	H	Cal Poly	2 1	
				34	H	Texas Tech	1 2	90	A	UC Davis	0 0	
										112	A Pepperdine	0 1
										130	H UC Irvine	2 0
										132	A Portland	1 0
										139	A San Jose St.	4 3
										163	H Southern Utah	2 0
										192	A San Diego	1 4
										234	H Detroit	3 0
										249	A Fresno St.	2 1
										260	A Hawaii	1 0
										261	H New Mexico St.	5 1
										265	H Portland St.	3 0
<hr/>												
LAST 10 GAMES												
			260	A	Hawaii	1 0	192	A	San Diego	1 4		
			87	H	Cal Poly	2 1	139	A	San Jose St.	4 3		
			130	H	UC Irvine	2 0	13	A	Santa Clara	1 3		
			90	A	UC Davis	0 0	132	A	Portland	1 0		
			34	H	Texas Tech	1 2	28	N	Washington	1 3		

Non-Div. I Games:

CSUN

Maryland

Through Games Of Sunday, October 18, 2015

Average RPI Win: 151		WON-LOST RECORD	WINNING PCT. RANK		LAST 10 GAMES	STRENGTH OF SCHEDULE	OPP. STRENGTH OF SCHEDULE	TEAM RPI	ADJ RPI	CONF. RPI	ADJ CONF. RPI						
Average RPI Loss: 45																	
DIV. I ONLY		5-10-1	.34375	253	1-8-1	24	41	116	.5277	117	2	2					
DIV. I NON-CONF.		5-3-0	.625	93	1-1-0	42	98	54	.5816	55	1	1					
<hr/>																	
TOTALS		RPI 1-25		RPI 26-50		W-L RECORDS		RPI 51-100		RPI 101-150		RPI 150+					
5-10-1		0-3-0		0-2-0		OVERALL		0-4-1		3-1-0		2-0-0					
4-5-0		0-2-0		0-0-0		HOME		0-3-0		3-0-0		1-0-0					
1-5-1		0-1-0		0-2-0		AWAY		0-1-1		0-1-0		1-0-0					
0-0-0		0-0-0		0-0-0		NEUTRAL		0-0-0		0-0-0		0-0-0					
5-3-0		0-1-0		0-0-0		NON-CONFERENCE		0-1-0		3-1-0		2-0-0					
4-2-0		0-1-0		0-0-0		HOME		0-1-0		3-0-0		1-0-0					
1-1-0		0-0-0		0-0-		AWAY		0-0-0		0-1-0		1-0-0					
0-0-0		0-0-0		0-0-0		NEUTRAL		0-0-0		0-0-0		0-0-0					
0-7-1		0-2-0		0-2-0		CONFERENCE		0-3-1		0-0-0		0-0-0					
0-3-0		0-1-0		0-0-0		HOME		0-2-0		0-0-0		0-0-0					
0-4-1		0-1-0		0-2-0		AWAY		0-1-1		0-0-0		0-0-0					
0-0-0		0-0-0		0-0-0		NEUTRAL		0-0-0		0-0-0		0-0-0					
RPI	S	Opponent		Score		RPI	S	Opponent		Score		RPI	S	Opponent		Score	
3	A	Penn St.		0	1	32	A	Ohio St.		1	2	51	H	Michigan		0	1
5	H	Rutgers		0	1	48	A	Northwestern		0	2	55	A	Illinois		1	2
9	H	West Virginia		0	1							66	H	James Madison		0	1
												70	H	Purdue		1	2
												80	A	Indiana		1	1
												32	A	Ohio St.		1	2
												3	A	Penn St.		0	1
												51	H	Michigan		0	1
												55	A	Illinois		1	2
												48	A	Northwestern		0	2
												5	H	Rutgers		0	1
												186	H	Yale		5	1
												66	H	James Madison		0	1
LAST 10 GAMES																	

Non-Div. I Games:

Maryland

Average RPI Win: 240		WON-LOST RECORD	WINNING PCT. RANK	LAST 10 GAMES	STRENGTH OF SCHEDULE	OPP. STRENGTH OF SCHEDULE	TEAM RPI	ADJ RPI		CONF. RPI	ADJ CONF. RPI							
Average RPI Loss: 99																		
DIV. I ONLY		11-4-1	.71875	42	8-1-1	250	157	117	.52766	118	19	19						
DIV. I NON-CONF.		4-3-1	.5625	127	1-1-1	226	153	173	.49733	174	18	18						
<hr/>																		
TOTALS		RPI 1-25		RPI 26-50		W-L RECORDS		RPI 51-100		RPI 101-150		RPI 150+						
11-4-1		0-1-0		0-0-0		OVERALL		0-1-1		1-1-0		10-1-0						
6-0-1		0-0-0		0-0-0		HOME		0-0-1		0-0-0		6-0-0						
3-4-0		0-1-0		0-0-0		AWAY		0-1-0		1-1-0		2-1-0						
2-0-0		0-0-0		0-0-0		NEUTRAL		0-0-0		0-0-0		2-0-0						
<hr/>																		
4-3-1		0-1-0		0-0-0		NON-CONFERENCE		0-1-1		0-0-0		4-1-0						
2-0-1		0-0-0		0-0-0		HOME		0-0-1		0-0-0		2-0-0						
0-3-0		0-1-0		0-0-		AWAY		0-1-0		0-0-0		0-1-0						
2-0-0		0-0-0		0-0-0		NEUTRAL		0-0-0		0-0-0		2-0-0						
<hr/>																		
7-1-0		0-0-0		0-0-0		CONFERENCE		0-0-0		1-1-0		6-0-0						
4-0-0		0-0-0		0-0-0		HOME		0-0-0		0-0-0		4-0-0						
3-1-0		0-0-0		0-0-0		AWAY		0-0-0		1-1-0		2-0-0						
0-0-0		0-0-0		0-0-0		NEUTRAL		0-0-0		0-0-0		0-0-0						
<hr/>																		
RPI	S	Opponent		Score		RPI	S	Opponent		Score		RPI	S	Opponent		Score		
24	A	Washington St.		1	3							121	A	Eastern Wash.		1	2	
												144	A	Weber St.		1	0	
												163	H	Southern Utah		4	0	
												171	A	Boise St.		0	1	
												189	H	Montana		3	1	
												196	A	Northern Ariz.		4	1	
												261	H	New Mexico St.		3	0	
												265	H	Portland St.		1	0	
												266	H	Sacramento St.		1	0	
												268	N	Arkansas St.		2	0	
												278	N	Indiana St.		3	1	
												305	A	Idaho St.		2	1	
												307	H	South Dakota		4	1	
<hr/>																		
LAST 10 GAMES																		
196 A Northern Ariz.						4	1	144 A Weber St.						1	0			
163 H Southern Utah						4	0	305 A Idaho St.						2	1			
189 H Montana						3	1	67 H Seattle						0	0			
266 H Sacramento St.						1	0	307 H South Dakota						4	1			
265 H Portland St.						1	0	81 A Memphis						3	4			

Non-Div. I Games:

Idaho

Average RPI Win: 174		WON-LOST	WINNING	LAST 10	STRENGTH OF		OPP. STRENGTH	TEAM	ADJ		CONF.	ADJ CONF.
Average RPI Loss: 43		RECORD	PCT. RANK	GAMES	SCHEDULE		OF SCHEDULE	RPI	RPI		RPI	RPI
DIV. I ONLY		4-10-2	.3125	274	2-8-0		14	61	122		.52519	119
DIV. I NON-CONF.		3-4-2	.44444	194	1-2-0		121	83	153		.51168	153
TOTALS		RPI 1-25	RPI 26-50		W-L RECORDS		RPI 51-100		RPI 101-150		RPI 150+	
4-10-2		0-5-0	0-1-1		OVERALL		0-3-0		1-1-1		3-0-0	
3-5-0		0-3-0	0-1-0		HOME		0-1-0		1-0-0		2-0-0	
0-4-1		0-2-0	0-0-0		AWAY		0-2-0		0-0-1		0-0-0	
1-1-1		0-0-0	0-0-1		NEUTRAL		0-0-0		0-1-0		1-0-0	
3-4-2		0-0-0	0-1-1		NON-CONFERENCE		0-2-0		0-1-1		3-0-0	
2-2-0		0-0-0	0-1-0		HOME		0-1-0		0-0-0		2-0-0	
0-1-1		0-0-0	0-0-		AWAY		0-1-0		0-0-1		0-0-0	
1-1-1		0-0-0	0-0-1		NEUTRAL		0-0-0		0-1-0		1-0-0	
1-6-0		0-5-0	0-0-0		CONFERENCE		0-1-0		1-0-0		0-0-0	
1-3-0		0-3-0	0-0-0		HOME		0-0-0		1-0-0		0-0-0	
0-3-0		0-2-0	0-0-0		AWAY		0-1-0		0-0-0		0-0-0	
0-0-0		0-0-0	0-0-0		NEUTRAL		0-0-0		0-0-0		0-0-0	
RPI S	Opponent	Score	RPI S	Opponent	Score	RPI S	Opponent	Score	RPI S	Opponent	Score	
2 A	Clemson	0 2	31 N	William & Mary	1 1	68 A	Samford	1 2	104 N	FGCU	1 2	
8 H	Virginia	0 1	35 H	UNCW	1 2	78 A	Pittsburgh	1 2	123 H	Miami (FL)	3 0	
15 H	Virginia Tech	1 3				82 H	UCLA	1 2	149 A	Alabama	0 0	
16 A	Notre Dame	0 1							167 H	George Mason	1 0	
21 H	North Carolina	0 1							175 H	Georgia	4 0	
									230 N	Oregon	1 0	
LAST 10 GAMES												
16 A	Notre Dame	0 1	21 H	North Carolina	0 1							
8 H	Virginia	0 1	78 A	Pittsburgh	1 2							
15 H	Virginia Tech	1 3	35 H	UNCW	1 2							
104 N	FGCU	1 2	123 H	Miami (FL)	3 0							
2 A	Clemson	0 2	167 H	George Mason	1 0							

Non-Div. I Games:

Wake Forest

Average RPI Win:	250	WON-LOST RECORD	WINNING PCT. RANK	LAST 10 GAMES	STRENGTH OF SCHEDULE	OPP. STRENGTH OF SCHEDULE	TEAM RPI	ADJ RPI	CONF. RPI	ADJ CONF. RPI					
DIV. I ONLY		9-3-4	.6875	58	5-3-2	234	173	124	.52443	120	16	16			
DIV. I NON-CONF.		5-1-3	.72222	50	1-1-1	287	156	152	.51305	150	20	20			
<hr/>															
TOTALS	RPI 1-25	RPI 26-50		W-L RECORDS		RPI 51-100		RPI 101-150		RPI 150+					
9-3-4	0-0-0	0-0-0		OVERALL		0-1-1		1-2-1		8-0-2					
6-0-2	0-0-0	0-0-0		HOME		0-0-0		1-0-1		5-0-1					
3-3-2	0-0-0	0-0-0		AWAY		0-1-1		0-2-0		3-0-1					
0-0-0	0-0-0	0-0-0		NEUTRAL		0-0-0		0-0-0		0-0-0					
<hr/>															
5-1-3	0-0-0	0-0-0		NON-CONFERENCE		0-1-1		1-0-0		4-0-2					
4-0-1	0-0-0	0-0-0		HOME		0-0-0		1-0-0		3-0-1					
1-1-2	0-0-0	0-0-		AWAY		0-1-1		0-0-0		1-0-1					
0-0-0	0-0-0	0-0-0		NEUTRAL		0-0-0		0-0-0		0-0-0					
<hr/>															
4-2-1	0-0-0	0-0-0		CONFERENCE		0-0-0		0-2-1		4-0-0					
2-0-1	0-0-0	0-0-0		HOME		0-0-0		0-0-1		2-0-0					
2-2-0	0-0-0	0-0-0		AWAY		0-0-0		0-2-0		2-0-0					
0-0-0	0-0-0	0-0-0		NEUTRAL		0-0-0		0-0-0		0-0-0					
<hr/>															
RPI	S	Opponent	Score	RPI	S	Opponent	Score	RPI	S	Opponent	Score				
				52 A Vanderbilt				1		1	102 A Liberty	0	1		
				71 A Appalachian St.				0		1	109 H Coastal Caro.	0	0		
											134 A Longwood	0	1		
											148 H UNCG	2	0		
											175 H Georgia	0	0		
											183 A Towson	2	2		
											233 A Gardner-Webb	2	0		
											238 A UNC Asheville	3	0		
											241 H Stetson	2	0		
											244 H Radford	1	0		
											252 H Winthrop	2	0		
											282 H North Florida	2	0		
											301 A Mt. St. Mary's	2	1		
											311 H USC Upstate	2	0		
				LAST 10 GAMES											
				244 H Radford				1		0	233 A Gardner-Webb		2		0
				238 A UNC Asheville				3		0	134 A Longwood		0		1
				102 A Liberty				0		1	311 H USC Upstate		2		0
				109 H Coastal Caro.				0		0	52 A Vanderbilt		1		1
				252 H Winthrop				2		0	71 A Appalachian St.		0		1

Non-Div. I Games:

High Point



Average RPI Win:	215	WON-LOST RECORD	WINNING PCT. RANK	LAST 10 GAMES	STRENGTH OF SCHEDULE	OPP. STRENGTH OF SCHEDULE	TEAM RPI	ADJ RPI	CONF. RPI	ADJ CONF. RPI						
DIV. I ONLY		11-3-1	.76667	21	8-2-0	285	166	119	.52432	121	19	19				
DIV. I NON-CONF.		5-1-1	.78571	38	3-0-0	278	181	114	.53033	115	18	18				
<hr/>																
TOTALS	RPI 1-25	RPI 26-50		W-L RECORDS		RPI 51-100		RPI 101-150		RPI 150+						
11-3-1	0-0-0	0-0-0		OVERALL		1-1-0		2-0-0		8-2-1						
4-1-1	0-0-0	0-0-0		HOME		0-0-0		1-0-0		3-1-1						
7-1-0	0-0-0	0-0-0		AWAY		1-0-0		1-0-0		5-1-0						
0-1-0	0-0-0	0-0-0		NEUTRAL		0-1-0		0-0-0		0-0-0						
<hr/>																
5-1-1	0-0-0	0-0-0		NON-CONFERENCE		1-1-0		0-0-0		4-0-1						
0-0-1	0-0-0	0-0-0		HOME		0-0-0		0-0-0		0-0-1						
5-0-0	0-0-0	0-0-		AWAY		1-0-0		0-0-0		4-0-0						
0-1-0	0-0-0	0-0-0		NEUTRAL		0-1-0		0-0-0		0-0-0						
<hr/>																
6-2-0	0-0-0	0-0-0		CONFERENCE		0-0-0		2-0-0		4-2-0						
4-1-0	0-0-0	0-0-0		HOME		0-0-0		1-0-0		3-1-0						
2-1-0	0-0-0	0-0-0		AWAY		0-0-0		1-0-0		1-1-0						
0-0-0	0-0-0	0-0-0		NEUTRAL		0-0-0		0-0-0		0-0-0						
<hr/>																
RPI	S	Opponent	Score	RPI	S	Opponent	Score	RPI	S	Opponent	Score					
				90		N	UC Davis	0	3	118			H	Idaho	2	1
				91		A	UTEP	2	1	144		A	Weber St.	2	1	
										157		A	Valparaiso	2	1	
										163		H	Southern Utah	0	1	
										189		A	Montana	1	2	
										196		H	Northern Ariz.	4	2	
										251		A	Ill.-Chicago	1	0	
										261		A	New Mexico St.	2	1	
										265		H	Portland St.	1	0	
										266		H	Sacramento St.	3	1	
										285		H	CSU Bakersfield	1	1	
										305		A	Idaho St.	3	2	
										313		A	Green Bay	4	2	
<hr/>																
				LAST 10 GAMES												
163				H	Southern Utah	0	1	305		A	Idaho St.	3	2			
196				H	Northern Ariz.	4	2	144		A	Weber St.	2	1			
189				A	Montana	1	2	251		A	Ill.-Chicago	1	0			
265				H	Portland St.	1	0	313		A	Green Bay	4	2			
266				H	Sacramento St.	3	1	157		A	Valparaiso	2	1			

Non-Div. I Games:

Eastern Wash.

Average RPI Win: 145		WON-LOST	WINNING	LAST 10	STRENGTH OF		OPP. STRENGTH	TEAM	ADJ	CONF.	ADJ CONF.
Average RPI Loss: 62		RECORD	PCT. RANK	GAMES	SCHEDULE		OF SCHEDULE	RPI	RPI	RPI	RPI
DIV. I ONLY		4-8-3	.36667	240	30		79	120	.52408	122	3
DIV. I NON-CONF.		2-4-1	.35714	246	13		214	127	.52289	130	3
TOTALS		RPI 1-25	RPI 26-50		W-L RECORDS		RPI 51-100		RPI 101-150		RPI 150+
4-8-3		0-4-0	1-0-1		OVERALL		1-1-1		1-2-0		1-1-1
2-3-3		0-2-0	1-0-1		HOME		0-0-1		0-1-0		1-0-1
2-4-0		0-2-0	0-0-0		AWAY		1-1-0		1-0-0		0-1-0
0-1-0		0-0-0	0-0-0		NEUTRAL		0-0-0		0-1-0		0-0-0
2-4-1		0-2-0	0-0-0		NON-CONFERENCE		1-0-0		0-2-0		1-0-1
1-2-1		0-1-0	0-0-0		HOME		0-0-0		0-1-0		1-0-1
1-1-0		0-1-0	0-0-		AWAY		1-0-0		0-0-0		0-0-0
0-1-0		0-0-0	0-0-0		NEUTRAL		0-0-0		0-1-0		0-0-0
2-4-2		0-2-0	1-0-1		CONFERENCE		0-1-1		1-0-0		0-1-0
1-1-2		0-1-0	1-0-1		HOME		0-0-1		0-0-0		0-0-0
1-3-0		0-1-0	0-0-0		AWAY		0-1-0		1-0-0		0-1-0
0-0-0		0-0-0	0-0-0		NEUTRAL		0-0-0		0-0-0		0-0-0
RPI S	Opponent	Score	RPI S	Opponent	Score	RPI S	Opponent	Score	RPI S	Opponent	Score
7 H	Florida	1 2	39 H	Kentucky	3 0	52 A	Vanderbilt	1 2	101 H	Murray St.	1 2
14 A	South Fla.	0 3	50 H	Missouri	1 1	60 H	Tennessee	0 0	104 N	FGCU	0 2
20 H	South Ala.	0 1				97 A	Lipscomb	2 0	128 A	Arkansas	2 1
22 A	Texas A&M	0 4							175 A	Georgia	0 2
									287 H	Southern Miss.	0 0
									314 H	Nicholls St.	4 0
LAST 10 GAMES											
7 H	Florida	1 2	60 H	Tennessee	0 0						
39 H	Kentucky	3 0	128 A	Arkansas	2 1						
175 A	Georgia	0 2	97 A	Lipscomb	2 0						
22 A	Texas A&M	0 4	52 A	Vanderbilt	1 2						
50 H	Missouri	1 1	287 H	Southern Miss.	0 0						

Non-Div. I Games:

Mississippi St.

Average RPI Win: 163		WON-LOST	WINNING	LAST 10	STRENGTH OF		OPP. STRENGTH	TEAM	ADJ	CONF.	ADJ CONF.
Average RPI Loss: 44		RECORD	PCT. RANK	GAMES	SCHEDULE		OF SCHEDULE	RPI	RPI	RPI	RPI
DIV. I ONLY		5-9-0	.35714	247	5-5-0		52	17	123	.52402	123
DIV. I NON-CONF.		3-4-0	.42857	216	3-0-0		63	45	112	.5316	112
TOTALS		RPI 1-25	RPI 26-50		W-L RECORDS		RPI 51-100		RPI 101-150		RPI 150+
5-9-0		1-4-0	0-2-0		OVERALL		0-1-0		1-2-0		3-0-0
3-4-0		1-3-0	0-1-0		HOME		0-0-0		0-0-0		2-0-0
2-4-0		0-1-0	0-0-0		AWAY		0-1-0		1-2-0		1-0-0
0-1-0		0-0-0	0-1-0		NEUTRAL		0-0-0		0-0-0		0-0-0
3-4-0		0-1-0	0-2-0		NON-CONFERENCE		0-0-0		1-1-0		2-0-0
1-2-0		0-1-0	0-1-0		HOME		0-0-0		0-0-0		1-0-0
2-1-0		0-0-0	0-0-		AWAY		0-0-0		1-1-0		1-0-0
0-1-0		0-0-0	0-1-0		NEUTRAL		0-0-0		0-0-0		0-0-0
2-5-0		1-3-0	0-0-0		CONFERENCE		0-1-0		0-1-0		1-0-0
2-2-0		1-2-0	0-0-0		HOME		0-0-0		0-0-0		1-0-0
0-3-0		0-1-0	0-0-0		AWAY		0-1-0		0-1-0		0-0-0
0-0-0		0-0-0	0-0-0		NEUTRAL		0-0-0		0-0-0		0-0-0
RPI S	Opponent	Score		RPI S	Opponent	Score		RPI S	Opponent	Score	
2 H	Clemson	1	2	29 H	UCF	3	4	69 A	Louisville	0	1
7 H	Florida	2	4	42 N	Texas	0	1	104 A	FGCU	1	0
11 H	Duke	0	1					105 A	Fla. Atlantic	1	3
15 A	Virginia Tech	0	3					119 A	Wake Forest	0	3
16 H	Notre Dame	1	0					198 A	Jacksonville	2	0
								217 H	North Carolina St.	3	2
								282 H	North Florida	5	1
LAST 10 GAMES											
15 A	Virginia Tech	0	3	69 A	Louisville	0	1				
217 H	North Carolina St.	3	2	119 A	Wake Forest	0	3				
11 H	Duke	0	1	282 H	North Florida	5	1				
16 H	Notre Dame	1	0	104 A	FGCU	1	0				
2 H	Clemson	1	2	198 A	Jacksonville	2	0				

Non-Div. I Games:

Miami (FL)

Average RPI Win: 178		WON-LOST	WINNING	LAST 10	STRENGTH OF	OPP. STRENGTH	TEAM	ADJ	CONF.	ADJ CONF.							
Average RPI Loss: 81		RECORD	PCT. RANK	GAMES	SCHEDULE	OF SCHEDULE	RPI	RPI	RPI	RPI							
DIV. I ONLY		7-7-1	.5	158	6-3-1	108	105	125	.52333	124	14	14					
DIV. I NON-CONF.		2-6-1	.27778	269	1-2-1	119	88	219	.46836	217	14	14					
<hr/>																	
TOTALS		RPI 1-25		RPI 26-50		W-L RECORDS		RPI 51-100		RPI 101-150		RPI 150+					
7-7-1		0-1-0		0-0-0		OVERALL		0-3-0		3-3-1		4-0-0					
4-5-0		0-1-0		0-0-0		HOME		0-3-0		2-1-0		2-0-0					
3-2-1		0-0-0		0-0-0		AWAY		0-0-0		1-2-1		2-0-0					
0-0-0		0-0-0		0-0-0		NEUTRAL		0-0-0		0-0-0		0-0-0					
2-6-1		0-1-0		0-0-0		NON-CONFERENCE		0-2-0		0-3-1		2-0-0					
2-4-0		0-1-0		0-0-0		HOME		0-2-0		0-1-0		2-0-0					
0-2-1		0-0-0		0-0-		AWAY		0-0-0		0-2-1		0-0-0					
0-0-0		0-0-0		0-0-0		NEUTRAL		0-0-0		0-0-0		0-0-0					
5-1-0		0-0-0		0-0-0		CONFERENCE		0-1-0		3-0-0		2-0-0					
2-1-0		0-0-0		0-0-0		HOME		0-1-0		2-0-0		0-0-0					
3-0-0		0-0-0		0-0-0		AWAY		0-0-0		1-0-0		2-0-0					
0-0-0		0-0-0		0-0-0		NEUTRAL		0-0-0		0-0-0		0-0-0					
RPI	S	Opponent		Score		RPI	S	Opponent		Score		RPI	S	Opponent		Score	
15	H	Virginia Tech		0 3								102	A	Liberty		0 1	
												65	H	Marshall		0 1	
												66	H	James Madison		0 2	
												125	H	Fordham		3 2	
												129	A	La Salle		4 1	
												131	A	Penn		1 1	
												143	H	Col. of Charleston		0 1	
												146	H	Dayton		3 2	
												151	H	Old Dominion		4 2	
												158	A	Duquesne		1 0	
												235	A	Davidson		4 2	
												301	H	Mt. St. Mary's		6 0	
						LAST 10 GAMES											
						129	A	La Salle		4 1		235	A	Davidson		4 2	
						59	H	George Washington		0 2		301	H	Mt. St. Mary's		6 0	
						146	H	Dayton		3 2		131	A	Penn		1 1	
						125	H	Fordham		3 2		102	A	Liberty		0 1	
						158	A	Duquesne		1 0		114	A	Drexel		0 1	

Non-Div. I Games:

VCU

Average RPI Win:		225	WON-LOST RECORD		WINNING PCT. RANK		LAST 10 GAMES		STRENGTH OF SCHEDULE		OPP. STRENGTH OF SCHEDULE		TEAM RPI		ADJ RPI		CONF. RPI		ADJ CONF. RPI	
DIV. I ONLY			10-5-0		.66667 66		7-3-0		216		180		126		.52295 125		14		14	
DIV. I NON-CONF.			6-3-0		.66667 77		3-1-0		210		192		117		.52743 118		14		14	
TOTALS		RPI 1-25		RPI 26-50		W-L RECORDS		RPI 51-100		RPI 101-150		RPI 150+								
10-5-0		0-1-0		0-1-0		OVERALL		0-0-0		3-2-0		7-1-0								
4-1-0		0-0-0		0-1-0		HOME		0-0-0		0-0-0		4-0-0								
5-4-0		0-1-0		0-0-0		AWAY		0-0-0		3-2-0		2-1-0								
1-0-0		0-0-0		0-0-0		NEUTRAL		0-0-0		0-0-0		1-0-0								
6-3-0		0-1-0		0-1-0		NON-CONFERENCE		0-0-0		2-0-0		4-1-0								
1-1-0		0-0-0		0-1-0		HOME		0-0-0		0-0-0		1-0-0								
4-2-0		0-1-0		0-0-		AWAY		0-0-0		2-0-0		2-1-0								
1-0-0		0-0-0		0-0-0		NEUTRAL		0-0-0		0-0-0		1-0-0								
4-2-0		0-0-0		0-0-0		CONFERENCE		0-0-0		1-2-0		3-0-0								
3-0-0		0-0-0		0-0-0		HOME		0-0-0		0-0-0		3-0-0								
1-2-0		0-0-0		0-0-0		AWAY		0-0-0		1-2-0		0-0-0								
0-0-0		0-0-0		0-0-0		NEUTRAL		0-0-0		0-0-0		0-0-0								
RPI	S	Opponent		Score		RPI	S	Opponent		Score		RPI	S	Opponent		Score				
23	A	Hofstra		1	3	46	H	Princeton		1	2	124	A	VCU		2	3			
												126	A	Manhattan		2	0			
												133	A	Saint Joseph's		1	0			
												143	A	Col. of Charleston		1	0			
												146	A	Dayton		1	3			
												159	A	Columbia		1	0			
												188	A	Maine		0	1			
												201	H	Saint Louis		1	0			
												239	H	St. Bonaventure		2	1			
												295	H	Rhode Island		1	0			
												310	H	LIU Brooklyn		2	1			
												319	N	Wagner		2	0			
												320	A	Citadel		5	0			
LAST 10 GAMES																				
				146	A	Dayton	1	3	295	H	Rhode Island	1	0							
				201	H	Saint Louis	1	0	23	A	Hofstra	1	3							
				239	H	St. Bonaventure	2	1	159	A	Columbia	1	0							
				124	A	VCU	2	3	310	H	LIU Brooklyn	2	1							
				133	A	Saint Joseph's	1	0	143	A	Col. of Charleston	1	0							

Non-Div. I Games:

Fordham

Average RPI Win:	243	WON-LOST RECORD	WINNING PCT. RANK	LAST 10 GAMES	STRENGTH OF SCHEDULE	OPP. STRENGTH OF SCHEDULE	TEAM RPI	ADJ RPI	CONF. RPI	ADJ CONF. RPI		
Average RPI Loss:	195											
DIV. I ONLY	9-3-2	.71429	47	6-2-2	203	307	121	.52211	126	27	27	
DIV. I NON-CONF.	4-3-0	.57143	116	1-2-0	175	299	170	.49738	172	29	29	
<hr/>												
TOTALS	RPI 1-25	RPI 26-50		W-L RECORDS	RPI 51-100		RPI 101-150		RPI 150+			
9-3-2	0-0-0	0-0-0		OVERALL	0-0-0		0-1-0		9-2-2			
4-1-1	0-0-0	0-0-0		HOME	0-0-0		0-1-0		4-0-1			
5-2-1	0-0-0	0-0-0		AWAY	0-0-0		0-0-0		5-2-1			
0-0-0	0-0-0	0-0-0		NEUTRAL	0-0-0		0-0-0		0-0-0			
<hr/>												
4-3-0	0-0-0	0-0-0		NON-CONFERENCE	0-0-0		0-1-0		4-2-0			
1-1-0	0-0-0	0-0-0		HOME	0-0-0		0-1-0		1-0-0			
3-2-0	0-0-0	0-0-		AWAY	0-0-0		0-0-0		3-2-0			
0-0-0	0-0-0	0-0-0		NEUTRAL	0-0-0		0-0-0		0-0-0			
<hr/>												
5-0-2	0-0-0	0-0-0		CONFERENCE	0-0-0		0-0-0		5-0-2			
3-0-1	0-0-0	0-0-0		HOME	0-0-0		0-0-0		3-0-1			
2-0-1	0-0-0	0-0-0		AWAY	0-0-0		0-0-0		2-0-1			
0-0-0	0-0-0	0-0-0		NEUTRAL	0-0-0		0-0-0		0-0-0			
<hr/>												
RPI	S	Opponent	Score	RPI	S	Opponent	Score	RPI	S	Opponent	Score	
								125	H	Fordham	0	2
								159	A	Columbia	0	1
								168	H	Rider	0	0
								173	A	Hartford	1	0
								197	A	Lafayette	3	0
								200	A	Niagara	1	0
								212	H	Siena	1	0
								221	A	Quinnipiac	1	0
								225	H	Vermont	1	0
								286	A	Fairfield	1	1
								302	A	Delaware St.	1	2
								312	H	Canisius	4	0
								323	A	NJIT	4	0
								325	H	Saint Peter's	5	0
								<hr/>				
LAST 10 GAMES												
168 H Rider				0	0	212 H Siena				1	0	
221 A Quinnipiac				1	0	312 H Canisius				4	0	
200 A Niagara				1	0	302 A Delaware St.				1	2	
325 H Saint Peter's				5	0	159 A Columbia				0	1	
286 A Fairfield				1	1	197 A Lafayette				3	0	

Non-Div. I Games:

Manhattan

Average RPI Win: 159		WON-LOST	WINNING	LAST 10	STRENGTH OF		OPP. STRENGTH	TEAM	ADJ	CONF.	ADJ CONF.
Average RPI Loss: 168		RECORD	PCT. RANK	GAMES	SCHEDULE		OF SCHEDULE	RPI	RPI	RPI	RPI
DIV. I ONLY		9-5-1	.63333	88	7-2-1		201	139	127	.52137	127
DIV. I NON-CONF.		4-3-0	.57143	116	2-0-0		113	106	94	.54303	95
TOTALS		RPI 1-25	RPI 26-50		W-L RECORDS		RPI 51-100		RPI 101-150		RPI 150+
9-5-1	0-0-0	0-0-0		OVERALL		3-1-0		2-1-0		4-3-1	
4-2-0	0-0-0	0-0-0		HOME		1-0-0		2-1-0		1-1-0	
5-3-1	0-0-0	0-0-0		AWAY		2-1-0		0-0-0		3-2-1	
0-0-0	0-0-0	0-0-0		NEUTRAL		0-0-0		0-0-0		0-0-0	
4-3-0	0-0-0	0-0-0		NON-CONFERENCE		3-0-0		1-1-0		0-2-0	
2-2-0	0-0-0	0-0-0		HOME		1-0-0		1-1-0		0-1-0	
2-1-0	0-0-0	0-0-		AWAY		2-0-0		0-0-0		0-1-0	
0-0-0	0-0-0	0-0-0		NEUTRAL		0-0-0		0-0-0		0-0-0	
5-2-1	0-0-0	0-0-0		CONFERENCE		0-1-0		1-0-0		4-1-1	
2-0-0	0-0-0	0-0-0		HOME		0-0-0		1-0-0		1-0-0	
3-2-1	0-0-0	0-0-0		AWAY		0-1-0		0-0-0		3-1-1	
0-0-0	0-0-0	0-0-0		NEUTRAL		0-0-0		0-0-0		0-0-0	
RPI S	Opponent	Score	RPI S	Opponent	Score	RPI S	Opponent	Score	RPI S	Opponent	Score
						52 A	Vanderbilt	1 0	104 H	FGCU	1 0
						76 A	Western Mich.	0 2	115 H	FIU	0 1
						99 A	Western Ky.	4 0	140 H	Kent St.	1 0
						100 H	Rice	2 0	157 H	Valparaiso	0 2
									211 A	Central Mich.	0 1
									214 A	Toledo	3 1
									223 A	Eastern Mich.	1 0
									232 H	Ohio	1 0
									271 A	Bowling Green	2 1
									279 A	Evansville	1 2
									308 A	Northern Ill.	0 0
LAST 10 GAMES											
						308 A	Northern Ill.	0 0	211 A	Central Mich.	0 1
						76 A	Western Mich.	0 2	223 A	Eastern Mich.	1 0
						140 H	Kent St.	1 0	271 A	Bowling Green	2 1
						232 H	Ohio	1 0	104 H	FGCU	1 0
						214 A	Toledo	3 1	100 H	Rice	2 0

Non-Div. I Games:

Miami (OH)

Average RPI Win: 161		WON-LOST RECORD		WINNING PCT. RANK		LAST 10 GAMES		STRENGTH OF SCHEDULE		OPP. STRENGTH OF SCHEDULE		TEAM RPI		ADJ RPI		CONF. RPI		ADJ CONF. RPI	
Average RPI Loss: 55		5-9-1		.36667 240		2-7-1		58		43		128		.5204 128		3		3	
DIV. I ONLY		4-3-0		.57143 116		1-1-0		36		85		59		.57258 60		3		3	
DIV. I NON-CONF.																			
TOTALS		RPI 1-25		RPI 26-50		W-L RECORDS		RPI 51-100		RPI 101-150		RPI 150+							
5-9-1		0-2-1		0-2-0		OVERALL		0-4-0		1-1-0		4-0-0							
3-5-1		0-1-1		0-1-0		HOME		0-2-0		1-1-0		2-0-0							
2-4-0		0-1-0		0-1-0		AWAY		0-2-0		0-0-0		2-0-0							
0-0-0		0-0-0		0-0-0		NEUTRAL		0-0-0		0-0-0		0-0-0							
4-3-0		0-1-0		0-0-0		NON-CONFERENCE		0-2-0		1-0-0		3-0-0							
3-1-0		0-0-0		0-0-0		HOME		0-1-0		1-0-0		2-0-0							
1-2-0		0-1-0		0-0-		AWAY		0-1-0		0-0-0		1-0-0							
0-0-0		0-0-0		0-0-0		NEUTRAL		0-0-0		0-0-0		0-0-0							
1-6-1		0-1-1		0-2-0		CONFERENCE		0-2-0		0-1-0		1-0-0							
0-4-1		0-1-1		0-1-0		HOME		0-1-0		0-1-0		0-0-0							
1-2-0		0-0-0		0-1-0		AWAY		0-1-0		0-0-0		1-0-0							
0-0-0		0-0-0		0-0-0		NEUTRAL		0-0-0		0-0-0		0-0-0							
RPI S	Opponent	Score		RPI S	Opponent	Score		RPI S	Opponent	Score		RPI S	Opponent	Score					
3 A	Penn St.	2	4	39 A	Kentucky	1	2	52 A	Vanderbilt	0	1	106 H	TCU	1	0				
19 H	Ole Miss	1	2	45 H	LSU	0	1	58 H	Kansas	1	2	122 H	Mississippi St.	1	2				
25 H	South Carolina	2	2					60 H	Tennessee	0	1	160 H	Stephen F. Austin	4	1				
								100 A	Rice	1	2	175 A	Georgia	2	1				
												180 H	UMKC	1	0				
												186 A	Yale	4	1				
				LAST 10 GAMES															
				45 H	LSU	0	1	175 A	Georgia	2	1								
				52 A	Vanderbilt	0	1	122 H	Mississippi St.	1	2								
				19 H	Ole Miss	1	2	58 H	Kansas	1	2								
				25 H	South Carolina	2	2	180 H	UMKC	1	0								
				39 A	Kentucky	1	2	60 H	Tennessee	0	1								

Non-Div. I Games:

Arkansas



Average RPI Win: 149		WON-LOST	WINNING	LAST 10	STRENGTH OF		OPP. STRENGTH	TEAM	ADJ		CONF.	ADJ CONF.						
Average RPI Loss: 95		RECORD	PCT. RANK	GAMES	SCHEDULE		OF SCHEDULE	RPI	RPI		RPI	RPI						
DIV. I ONLY		6-7-2	.46667	189	5-5-0		104	92	133	.5194	129	14	14					
DIV. I NON-CONF.		3-4-2	.44444	194	2-2-0		101	64	133	.52322	129	14	14					
<hr/>																		
TOTALS		RPI 1-25		RPI 26-50		W-L RECORDS		RPI 51-100		RPI 101-150		RPI 150+						
6-7-2		0-0-0		0-1-0		OVERALL		1-3-1		3-2-0		2-1-1						
3-1-2		0-0-0		0-0-0		HOME		0-0-1		1-1-0		2-0-1						
3-6-0		0-0-0		0-1-0		AWAY		1-3-0		2-1-0		0-1-0						
0-0-0		0-0-0		0-0-0		NEUTRAL		0-0-0		0-0-0		0-0-0						
3-4-2		0-0-0		0-1-0		NON-CONFERENCE		1-2-1		1-1-0		1-0-1						
1-0-2		0-0-0		0-0-0		HOME		0-0-1		0-0-0		1-0-1						
2-4-0		0-0-0		0-0-		AWAY		1-2-0		1-1-0		0-0-0						
0-0-0		0-0-0		0-0-0		NEUTRAL		0-0-0		0-0-0		0-0-0						
3-3-0		0-0-0		0-0-0		CONFERENCE		0-1-0		2-1-0		1-1-0						
2-1-0		0-0-0		0-0-0		HOME		0-0-0		1-1-0		1-0-0						
1-2-0		0-0-0		0-0-0		AWAY		0-1-0		1-0-0		0-1-0						
0-0-0		0-0-0		0-0-0		NEUTRAL		0-0-0		0-0-0		0-0-0						
RPI	S	Opponent		Score		RPI	S	Opponent		Score		RPI	S	Opponent		Score		
				46	A	Princeton	1	4	59	A	George Washington	1	2	117	A	Maryland	0	1
									62	A	Temple	0	3	124	H	VCU	1	4
									66	A	James Madison	2	1	133	A	Saint Joseph's	3	1
									78	A	Pittsburgh	1	3	136	A	Navy	2	0
									83	H	Boston U.	0	0	146	H	Dayton	2	1
														177	H	Lehigh	2	1
														178	A	Massachusetts	0	1
														204	H	Seton Hall	1	1
														235	H	Davidson	1	0
<hr/>																		
LAST 10 GAMES																		
				124	H	VCU	1	4	178	A	Massachusetts	0	1					
				146	H	Dayton	2	1	62	A	Temple	0	3					
				133	A	Saint Joseph's	3	1	46	A	Princeton	1	4					
				59	A	George Washington	1	2	66	A	James Madison	2	1					
				235	H	Davidson	1	0	136	A	Navy	2	0					

Non-Div. I Games:

La Salle

Average RPI Win:		176	WON-LOST		WINNING		LAST 10		STRENGTH OF		OPP. STRENGTH		TEAM	ADJ		CONF.	ADJ CONF.	
Average RPI Loss:		58	RECORD		PCT. RANK		GAMES		SCHEDULE		OF SCHEDULE		RPI	RPI		RPI	RPI	
DIV. I ONLY			6-8-1		.43333		206		4-6-0		91		67		130		.51915	
DIV. I NON-CONF.			4-6-1		.40909		223		2-4-0		155		40		180		.49178	
TOTALS		RPI 1-25		RPI 26-50		W-L RECORDS		RPI 51-100		RPI 101-150		RPI 150+						
6-8-1		0-3-0		1-2-0		OVERALL		1-0-0		1-3-0		3-0-1						
3-3-0		0-2-0		1-1-0		HOME		1-0-0		0-0-0		1-0-0						
1-4-0		0-1-0		0-0-0		AWAY		0-0-0		1-3-0		0-0-0						
2-1-1		0-0-0		0-1-0		NEUTRAL		0-0-0		0-0-0		2-0-1						
4-6-1		0-3-0		0-1-0		NON-CONFERENCE		0-0-0		1-2-0		3-0-1						
1-2-0		0-2-0		0-0-0		HOME		0-0-0		0-0-0		1-0-0						
1-3-0		0-1-0		0-0-		AWAY		0-0-0		1-2-0		0-0-0						
2-1-1		0-0-0		0-1-0		NEUTRAL		0-0-0		0-0-0		2-0-1						
2-2-0		0-0-0		1-1-0		CONFERENCE		1-0-0		0-1-0		0-0-0						
2-1-0		0-0-0		1-1-0		HOME		1-0-0		0-0-0		0-0-0						
0-1-0		0-0-0		0-0-0		AWAY		0-0-0		0-1-0		0-0-0						
0-0-0		0-0-0		0-0-0		NEUTRAL		0-0-0		0-0-0		0-0-0						
RPI	S	Opponent		Score		RPI	S	Opponent		Score		RPI	S	Opponent		Score		
4	H	Auburn		0	1	28	N	Washington		0	2	73	H	UC Riverside		1	0	
13	H	Santa Clara		0	4	37	H	Cal St. Fullerton		1	2			105 A Fla. Atlantic		1	0	
22	A	Texas A&M		0	4	47	H	Long Beach St.		2	0			115 A FIU		0	2	
														116 A CSUN		0	2	
														132 A Portland		1	3	
														156 N Abilene Christian		0	0	
														240 N Nevada		1	0	
														288 N Colorado St.		1	0	
														305 H Idaho St.		3	1	
LAST 10 GAMES																		
						47	H	Long Beach St.		2	0	105	A	Fla. Atlantic		1	0	
						37	H	Cal St. Fullerton		1	2	115	A	FIU		0	2	
						116	A	CSUN		0	2	28	N	Washington		0	2	
						73	H	UC Riverside		1	0	132	A	Portland		1	3	
						13	H	Santa Clara		0	4	288	N	Colorado St.		1	0	

Non-Div. I Games:

UC Irvine

Average RPI Win: 232		WON-LOST	WINNING	LAST 10	STRENGTH OF	OPP. STRENGTH	TEAM	ADJ	CONF.	ADJ CONF.				
Average RPI Loss: 84		RECORD	PCT. RANK	GAMES	SCHEDULE	OF SCHEDULE	RPI	RPI	RPI	RPI				
DIV. I ONLY		5-3-5	.57692	120	2-3-5	182	114	135	.51818	131	11	11		
DIV. I NON-CONF.		5-2-2	.66667	77	2-2-2	261	100	144	.51627	145	11	11		
<hr/>														
TOTALS		RPI 1-25	RPI 26-50		W-L RECORDS	RPI 51-100		RPI 101-150		RPI 150+				
5-3-5	0-1-0	0-0-0		OVERALL		1-1-1		0-0-2		4-1-2				
4-1-3	0-0-0	0-0-0		HOME		1-0-1		0-0-2		3-1-0				
1-2-2	0-1-0	0-0-0		AWAY		0-1-0		0-0-0		1-0-2				
0-0-0	0-0-0	0-0-0		NEUTRAL		0-0-0		0-0-0		0-0-0				
5-2-2	0-1-0	0-0-0		NON-CONFERENCE		1-0-0		0-0-1		4-1-1				
4-1-1	0-0-0	0-0-0		HOME		1-0-0		0-0-1		3-1-0				
1-1-1	0-1-0	0-0-		AWAY		0-0-0		0-0-0		1-0-1				
0-0-0	0-0-0	0-0-0		NEUTRAL		0-0-0		0-0-0		0-0-0				
0-1-3	0-0-0	0-0-0		CONFERENCE		0-1-1		0-0-1		0-0-1				
0-0-2	0-0-0	0-0-0		HOME		0-0-1		0-0-1		0-0-0				
0-1-1	0-0-0	0-0-0		AWAY		0-1-0		0-0-0		0-0-1				
0-0-0	0-0-0	0-0-0		NEUTRAL		0-0-0		0-0-0		0-0-0				
RPI	S	Opponent	Score		RPI	S	Opponent	Score		RPI	S	Opponent	Score	
2	A	Clemson	1	2						62	H	Temple	2	1
										72	A	Harvard	0	2
										92	H	Dartmouth	1	1
										113	H	Cornell	0	0
										124	H	VCU	1	1
										159	A	Columbia	0	0
										177	H	Lehigh	0	1
										183	A	Towson	0	0
										204	H	Seton Hall	3	1
										283	H	American	5	0
										301	H	Mt. St. Mary's	3	0
										311	A	USC Upstate	1	0
<hr/>														
LAST 10 GAMES														
					92	H	Dartmouth	1	1	72	A	Harvard	0	2
					283	H	American	5	0	183	A	Towson	0	0
					159	A	Columbia	0	0	124	H	VCU	1	1
					177	H	Lehigh	0	1	311	A	USC Upstate	1	0
					113	H	Cornell	0	0	2	A	Clemson	1	2

Non-Div. I Games:

Penn

Average RPI Win:		162	WON-LOST RECORD		WINNING PCT. RANK		LAST 10 GAMES		STRENGTH OF SCHEDULE		OPP. STRENGTH OF SCHEDULE		TEAM RPI		ADJ RPI		CONF. RPI		ADJ CONF. RPI				
DIV. I ONLY			6-9-0		.4	227	5-5-0		85		70		141		.51815		132	9		8			
DIV. I NON-CONF.			4-6-0		.4	224	3-2-0		52		61		120		.53081		114	8		8			
TOTALS		RPI 1-25		RPI 26-50		W-L RECORDS		RPI 51-100		RPI 101-150		RPI 150+											
6-9-0		1-3-0		0-1-0		OVERALL		1-3-0		1-1-0		3-1-0											
2-5-0		1-2-0		0-0-0		HOME		0-1-0		1-1-0		0-1-0											
4-2-0		0-1-0		0-1-0		AWAY		1-0-0		0-0-0		3-0-0											
0-2-0		0-0-0		0-0-0		NEUTRAL		0-2-0		0-0-0		0-0-0											
4-6-0		1-1-0		0-1-0		NON-CONFERENCE		1-3-0		1-1-0		1-0-0											
2-2-0		1-0-0		0-0-0		HOME		0-1-0		1-1-0		0-0-0											
2-2-0		0-1-0		0-0-		AWAY		1-0-0		0-0-0		1-0-0											
0-2-0		0-0-0		0-0-0		NEUTRAL		0-2-0		0-0-0		0-0-0											
2-3-0		0-2-0		0-0-0		CONFERENCE		0-0-0		0-0-0		2-1-0											
0-3-0		0-2-0		0-0-0		HOME		0-0-0		0-0-0		0-1-0											
2-0-0		0-0-0		0-0-0		AWAY		0-0-0		0-0-0		2-0-0											
0-0-0		0-0-0		0-0-0		NEUTRAL		0-0-0		0-0-0		0-0-0											
RPI	S	Opponent		Score		RPI	S	Opponent		Score		RPI	S	Opponent		Score							
13	H	Santa Clara		0 1		28	A	Washington		1 2		51	N	Michigan		0 5		116	H	CSUN		0 1	
16	A	Notre Dame		0 2								55	N	Illinois		0 1		130	H	UC Irvine		3 1	
18	H	BYU		1 2								63	H	Oregon St.		1 2		169	A	St. Mary's (CA)		1 0	
24	H	Washington St.		2 0								75	A	Marquette		4 3		192	H	San Diego		0 1	
																		247	A	Pacific		4 0	
																		326	A	Denver		2 1	
						LAST 10 GAMES																	
		13 H Santa Clara		0 1				326 A Denver		2 1													
		247 A Pacific		4 0				24 H Washington St.		2 0													
		169 A St. Mary's (CA)		1 0				28 A Washington		1 2													
		18 H BYU		1 2				116 H CSUN		0 1													
		192 H San Diego		0 1				130 H UC Irvine		3 1													

Non-Div. I Games:

Portland

Average RPI Win: 207		WON-LOST	WINNING	LAST 10	STRENGTH OF		OPP. STRENGTH	TEAM	ADJ	CONF.	ADJ CONF.
Average RPI Loss: 99		RECORD	PCT. RANK	GAMES	SCHEDULE		OF SCHEDULE	RPI	RPI	RPI	RPI
DIV. I ONLY		9-6-0	.6	107	5-5-0		188	129	131	.51807	133
DIV. I NON-CONF.		6-3-0	.66667	77	2-2-0		198	130	109	.53557	110
TOTALS		RPI 1-25	RPI 26-50		W-L RECORDS		RPI 51-100		RPI 101-150		RPI 150+
9-6-0	0-0-0	0-1-0		OVERALL		1-2-0		0-2-0		8-1-0	
6-2-0	0-0-0	0-0-0		HOME		1-0-0		0-2-0		5-0-0	
3-4-0	0-0-0	0-1-0		AWAY		0-2-0		0-0-0		3-1-0	
0-0-0	0-0-0	0-0-0		NEUTRAL		0-0-0		0-0-0		0-0-0	
6-3-0	0-0-0	0-1-0		NON-CONFERENCE		1-1-0		0-0-0		5-1-0	
4-0-0	0-0-0	0-0-0		HOME		1-0-0		0-0-0		3-0-0	
2-3-0	0-0-0	0-0-		AWAY		0-1-0		0-0-0		2-1-0	
0-0-0	0-0-0	0-0-0		NEUTRAL		0-0-0		0-0-0		0-0-0	
3-3-0	0-0-0	0-0-0		CONFERENCE		0-1-0		0-2-0		3-0-0	
2-2-0	0-0-0	0-0-0		HOME		0-0-0		0-2-0		2-0-0	
1-1-0	0-0-0	0-0-0		AWAY		0-1-0		0-0-0		1-0-0	
0-0-0	0-0-0	0-0-0		NEUTRAL		0-0-0		0-0-0		0-0-0	
RPI S	Opponent	Score	RPI S	Opponent	Score	RPI S	Opponent	Score	RPI S	Opponent	Score
			44 A	Northeastern	1 2	59 A	George Washington	0 2	125 H	Fordham	0 1
						62 A	Temple	1 3	129 H	La Salle	1 3
						79 H	Delaware	2 0	154 H	Buffalo	3 1
									158 H	Duquesne	1 0
									168 H	Rider	3 0
									177 A	Lehigh	2 3
									199 A	Richmond	2 1
									204 A	Seton Hall	2 1
									295 H	Rhode Island	2 0
									300 A	Sacred Heart	4 2
									310 H	LIU Brooklyn	2 0
LAST 10 GAMES											
			158 H	Duquesne	1 0	59 A	George Washington	0 2			
			199 A	Richmond	2 1	310 H	LIU Brooklyn	2 0			
			129 H	La Salle	1 3	62 A	Temple	1 3			
			295 H	Rhode Island	2 0	79 H	Delaware	2 0			
			125 H	Fordham	0 1	177 A	Lehigh	2 3			

Non-Div. I Games:

Saint Joseph's

Average RPI Win: 241		WON-LOST RECORD		WINNING PCT. RANK		LAST 10 GAMES		STRENGTH OF SCHEDULE		OPP. STRENGTH OF SCHEDULE		TEAM RPI		ADJ RPI		CONF. RPI		ADJ CONF. RPI	
DIV. I ONLY		8-5-2		.6 107		6-2-2		148		239		129		.51753 134		16		16	
DIV. I NON-CONF.		4-4-0		.5 156		2-1-0		145		228		172		.49685 175		20		20	
TOTALS		RPI 1-25		RPI 26-50		W-L RECORDS		RPI 51-100		RPI 101-150		RPI 150+							
8-5-2		0-2-0		0-0-0		OVERALL		0-0-0		1-1-0		7-2-2							
4-2-0		0-0-0		0-0-0		HOME		0-0-0		1-1-0		3-1-0							
4-3-2		0-2-0		0-0-0		AWAY		0-0-0		0-0-0		4-1-2							
0-0-0		0-0-0		0-0-0		NEUTRAL		0-0-0		0-0-0		0-0-0							
4-4-0		0-2-0		0-0-0		NON-CONFERENCE		0-0-0		0-0-0		4-2-0							
2-1-0		0-0-0		0-0-0		HOME		0-0-0		0-0-0		2-1-0							
2-3-0		0-2-0		0-0-		AWAY		0-0-0		0-0-0		2-1-0							
0-0-0		0-0-0		0-0-0		NEUTRAL		0-0-0		0-0-0		0-0-0							
4-1-2		0-0-0		0-0-0		CONFERENCE		0-0-0		1-1-0		3-0-2							
2-1-0		0-0-0		0-0-0		HOME		0-0-0		1-1-0		1-0-0							
2-0-2		0-0-0		0-0-0		AWAY		0-0-0		0-0-0		2-0-2							
0-0-0		0-0-0		0-0-0		NEUTRAL		0-0-0		0-0-0		0-0-0							
RPI	S	Opponent		Score		RPI	S	Opponent		Score		RPI	S	Opponent		Score			
9	A	West Virginia		0	4							109	H	Coastal Caro.		1	2		
15	A	Virginia Tech		2	4							120	H	High Point		1	0		
												199	A	Richmond		1	0		
												210	A	Western Caro.		0	1		
												222	A	Charleston So.		2	0		
												233	A	Gardner-Webb		1	1		
												244	H	Radford		2	0		
												252	A	Winthrop		0	0		
												275	H	Howard		1	0		
												283	H	American		2	0		
												289	H	Youngstown St.		0	1		
												291	A	Presbyterian		3	2		
												293	A	VMI		3	0		
LAST 10 GAMES																			
						</													

Non-Div. I Games:

Longwood

Average RPI Win:	228	WON-LOST	WINNING	LAST 10	STRENGTH OF	OPP. STRENGTH	TEAM	ADJ	CONF.	ADJ CONF.	
Average RPI Loss:	148	RECORD	PCT. RANK	GAMES	SCHEDULE	OF SCHEDULE	RPI	RPI	RPI	RPI	
DIV. I ONLY	10-6-0	.625	92	6-4-0	183	223	132	.5175	135	16	16
DIV. I NON-CONF.	5-3-0	.625	93	1-1-0	191	209	138	.51943	139	20	20
TOTALS	RPI 1-25	RPI 26-50	W-L RECORDS		RPI 51-100	RPI 101-150		RPI 150+			
10-6-0	0-0-0	0-2-0	OVERALL		0-0-0	1-1-0		9-3-0			
7-2-0	0-0-0	0-0-0	HOME		0-0-0	1-0-0		6-2-0			
3-3-0	0-0-0	0-1-0	AWAY		0-0-0	0-1-0		3-1-0			
0-1-0	0-0-0	0-1-0	NEUTRAL		0-0-0	0-0-0		0-0-0			
5-3-0	0-0-0	0-2-0	NON-CONFERENCE		0-0-0	0-0-0		5-1-0			
3-1-0	0-0-0	0-0-0	HOME		0-0-0	0-0-0		3-1-0			
2-1-0	0-0-0	0-0-	AWAY		0-0-0	0-0-0		2-0-0			
0-1-0	0-0-0	0-1-0	NEUTRAL		0-0-0	0-0-0		0-0-0			
5-3-0	0-0-0	0-0-0	CONFERENCE		0-0-0	1-1-0		4-2-0			
4-1-0	0-0-0	0-0-0	HOME		0-0-0	1-0-0		3-1-0			
1-2-0	0-0-0	0-0-0	AWAY		0-0-0	0-1-0		1-1-0			
0-0-0	0-0-0	0-0-0	NEUTRAL		0-0-0	0-0-0		0-0-0			
RPI S	Opponent	Score	RPI S	Opponent	Score	RPI S	Opponent	Score	RPI S	Opponent	Score
			30 N	St. John's (NY)	0 1				102 A	Liberty	1 3
			35 A	UNCW	0 2				109 H	Coastal Caro.	1 0
									195 H	ETSU	2 1
									199 A	Richmond	1 0
									210 A	Western Caro.	2 0
									222 H	Charleston So.	1 0
									233 H	Gardner-Webb	1 2
									235 H	Davidson	1 2
									238 H	UNC Asheville	5 1
									244 H	Radford	3 2
									246 H	Albany (NY)	4 3
									252 A	Winthrop	0 1
									291 A	Presbyterian	3 1
									328 H	South Carolina St.	1 0
			LAST 10 GAMES								
			252 A	Winthrop	0 1	102 A	Liberty	1 3			
			109 H	Coastal Caro.	1 0	238 H	UNC Asheville	5 1			
			291 A	Presbyterian	3 1	222 H	Charleston So.	1 0			
			233 H	Gardner-Webb	1 2	195 H	ETSU	2 1			
			244 H	Radford	3 2	35 A	UNCW	0 2			

Non-Div. I Games:

Campbell

Average RPI Win:		218	WON-LOST RECORD		WINNING PCT. RANK		LAST 10 GAMES		STRENGTH OF SCHEDULE		OPP. STRENGTH OF SCHEDULE		TEAM RPI		ADJ RPI		CONF. RPI		ADJ CONF. RPI	
DIV. I ONLY			8-4-4		.625 92		5-1-4		202		147		134		.51737 136		15		15	
DIV. I NON-CONF.			6-4-0		.6 105		3-1-0		172		150		130		.52274 131		15		15	
TOTALS		RPI 1-25		RPI 26-50		W-L RECORDS		RPI 51-100		RPI 101-150		RPI 150+								
8-4-4		0-1-0		0-0-0		OVERALL		0-1-0		2-2-0		6-0-4								
7-2-1		0-1-0		0-0-0		HOME		0-0-0		2-1-0		5-0-1								
1-2-3		0-0-0		0-0-0		AWAY		0-1-0		0-1-0		1-0-3								
0-0-0		0-0-0		0-0-0		NEUTRAL		0-0-0		0-0-0		0-0-0								
6-4-0		0-1-0		0-0-0		NON-CONFERENCE		0-1-0		1-2-0		5-0-0								
5-2-0		0-1-0		0-0-0		HOME		0-0-0		1-1-0		4-0-0								
1-2-0		0-0-0		0-0-		AWAY		0-1-0		0-1-0		1-0-0								
0-0-0		0-0-0		0-0-0		NEUTRAL		0-0-0		0-0-0		0-0-0								
2-0-4		0-0-0		0-0-0		CONFERENCE		0-0-0		1-0-0		1-0-4								
2-0-1		0-0-0		0-0-0		HOME		0-0-0		1-0-0		1-0-1								
0-0-3		0-0-0		0-0-0		AWAY		0-0-0		0-0-0		0-0-3								
0-0-0		0-0-0		0-0-0		NEUTRAL		0-0-0		0-0-0		0-0-0								
RPI	S	Opponent		Score		RPI	S	Opponent		Score		RPI	S	Opponent		Score				
6	H	UConn		2	4							60	A	Tennessee		0	3			
												117	A	Maryland		0	2			
												129	H	La Salle		0	2			
												145	H	Illinois St.		4	2			
												147	H	Colgate		3	1			
												177	H	Lehigh		1	0			
												185	A	Bucknell		0	0			
												193	H	Loyola Maryland		2	2			
												195	A	ETSU		6	1			
												229	A	Army West Point		2	2			
												245	H	UMBC		3	2			
												263	H	Saint Francis (PA)		4	0			
												275	H	Howard		5	1			
												277	A	Holy Cross		0	0			
												293	H	VMI		2	1			
LAST 10 GAMES																				
		</																		

Non-Div. I Games:

Navy





## Utah Valley

Through Games Of Sunday, October 18, 2015

Average RPI Win:	250	WON-LOST	WINNING	LAST 10	STRENGTH OF	OPP. STRENGTH	TEAM	ADJ	CONF.	ADJ CONF.	
Average RPI Loss:	122	RECORD	PCT. RANK	GAMES	SCHEDULE	OF SCHEDULE	RPI	RPI	RPI	RPI	
DIV. I ONLY	11-4-1	.71875	42	8-1-1	273	197	137	.51649	138	26	26
DIV. I NON-CONF.	5-4-0	.55556	135	2-1-0	244	137	185	.49039	185	27	27
<hr/>											
TOTALS	RPI 1-25	RPI 26-50		W-L RECORDS		RPI 51-100		RPI 101-150		RPI 150+	
11-4-1	0-0-0	0-0-0		OVERALL		0-2-1		0-0-0		11-2-0	
9-0-1	0-0-0	0-0-0		HOME		0-0-1		0-0-0		9-0-0	
2-4-0	0-0-0	0-0-0		AWAY		0-2-0		0-0-0		2-2-0	
0-0-0	0-0-0	0-0-0		NEUTRAL		0-0-0		0-0-0		0-0-0	
<hr/>											
5-4-0	0-0-0	0-0-0		NON-CONFERENCE		0-2-0		0-0-0		5-2-0	
5-0-0	0-0-0	0-0-0		HOME		0-0-0		0-0-0		5-0-0	
0-4-0	0-0-0	0-0-		AWAY		0-2-0		0-0-0		0-2-0	
0-0-0	0-0-0	0-0-0		NEUTRAL		0-0-0		0-0-0		0-0-0	
<hr/>											
6-0-1	0-0-0	0-0-0		CONFERENCE		0-0-1		0-0-0		6-0-0	
4-0-1	0-0-0	0-0-0		HOME		0-0-1		0-0-0		4-0-0	
2-0-0	0-0-0	0-0-0		AWAY		0-0-0		0-0-0		2-0-0	
0-0-0	0-0-0	0-0-0		NEUTRAL		0-0-0		0-0-0		0-0-0	
<hr/>											
RPI	S	Opponent	Score	RPI	S	Opponent	Score	RPI	S	Opponent	Score
				54 A San Diego St. 0 6				161 H Utah St. 1 0			
				67 H Seattle 1 1				163 A Southern Utah 1 2			
				91 A UTEP 0 1				180 A UMKC 1 0			
								181 A UNLV 3 4			
								189 H Montana 6 2			
								228 H Central Ark. 2 0			
								231 H Grand Canyon 3 1			
								261 H New Mexico St. 4 0			
								265 H Portland St. 1 0			
								285 H CSU Bakersfield 3 2			
				305 H Idaho St. 5 1							
				316 H UTRGV 2 0							
				330 A Chicago St. 7 1							
<hr/>											
				LAST 10 GAMES							
				285 H CSU Bakersfield 3 2				180 A UMKC 1 0			
				231 H Grand Canyon 3 1				67 H Seattle 1 1			
				316 H UTRGV 2 0				265 H Portland St. 1 0			
				261 H New Mexico St. 4 0				91 A UTEP 0 1			
				330 A Chicago St. 7 1				305 H Idaho St. 5 1			

Non-Div. I Games:

Utah Valley

Average RPI Win: 236		WON-LOST RECORD		WINNING PCT. RANK		LAST 10 GAMES		STRENGTH OF SCHEDULE		OPP. STRENGTH OF SCHEDULE		TEAM RPI		ADJ RPI		CONF. RPI		ADJ CONF. RPI	
DIV. I ONLY		8-6-2		.5625 132		6-4-0		140		211		138		.51635 139		18		18	
DIV. I NON-CONF.		2-4-2		.375 237		0-2-0		110		207		190		.48472 190		17		16	
TOTALS		RPI 1-25		RPI 26-50		W-L RECORDS		RPI 51-100		RPI 101-150		RPI 150+							
8-6-2		0-0-0		0-0-0		OVERALL		0-4-0		0-1-1		8-1-1							
1-3-1		0-0-0		0-0-0		HOME		0-1-0		0-1-0		1-1-1							
7-3-1		0-0-0		0-0-0		AWAY		0-3-0		0-0-1		7-0-0							
0-0-0		0-0-0		0-0-0		NEUTRAL		0-0-0		0-0-0		0-0-0							
2-4-2		0-0-0		0-0-0		NON-CONFERENCE		0-3-0		0-1-1		2-0-1							
0-2-1		0-0-0		0-0-0		HOME		0-1-0		0-1-0		0-0-1							
2-2-1		0-0-0		0-0-		AWAY		0-2-0		0-0-1		2-0-0							
0-0-0		0-0-0		0-0-0		NEUTRAL		0-0-0		0-0-0		0-0-0							
6-2-0		0-0-0		0-0-0		CONFERENCE		0-1-0		0-0-0		6-1-0							
1-1-0		0-0-0		0-0-0		HOME		0-0-0		0-0-0		1-1-0							
5-1-0		0-0-0		0-0-0		AWAY		0-1-0		0-0-0		5-0-0							
0-0-0		0-0-0		0-0-0		NEUTRAL		0-0-0		0-0-0		0-0-0							
RPI S	Opponent	Score		RPI S	Opponent	Score		RPI S	Opponent	Score		RPI S	Opponent	Score					
								54 A	San Diego St.	1	2	103 A	UC Santa Barbara	1	1				
								74 H	San Francisco	1	3	116 H	CSUN	3	4				
								87 A	Cal Poly	1	2	161 H	Utah St.	0	1				
								100 A	Rice	1	2	169 H	St. Mary's (CA)	1	1				
												171 H	Boise St.	2	1				
												174 A	New Mexico	2	1				
												203 A	Colorado Col.	2	0				
												218 A	Wyoming	1	0				
												266 A	Sacramento St.	2	1				
												273 A	Lamar	3	0				
												288 A	Colorado St.	2	0				
												297 A	Air Force	1	0				
LAST 10 GAMES																			
								54 A	San Diego St.	1	2	171 H	Boise St.	2	1				
								174 A	New Mexico	2	1	288 A	Colorado St.	2	0				
								203 A	Colorado Col.	2	0	218 A	Wyoming	1	0				
								297 A	Air Force	1	0	116 H	CSUN	3	4				
								161 H	Utah St.	0	1	74 H	San Francisco	1	3				

Non-Div. I Games:

San Jose St.

Average RPI Win: 226		WON-LOST	WINNING		LAST 10	STRENGTH OF		OPP. STRENGTH	TEAM	ADJ	CONF.	ADJ CONF.	
Average RPI Loss: 142		RECORD	PCT. RANK		GAMES	SCHEDULE		OF SCHEDULE	RPI	RPI	RPI	RPI	
DIV. I ONLY		9-5-2	.625	92	7-3-0	191		201	140	.51515	140	17	17
DIV. I NON-CONF.		4-2-2	.625	93	2-0-0	245		193	164	.50318	163	16	17
TOTALS		RPI 1-25	RPI 26-50		W-L RECORDS		RPI 51-100		RPI 101-150		RPI 150+		
9-5-2	0-0-0	0-0-0		OVERALL		2-1-1		0-2-0		7-2-1			
6-0-1	0-0-0	0-0-0		HOME		1-0-1		0-0-0		5-0-0			
3-5-0	0-0-0	0-0-0		AWAY		1-1-0		0-2-0		2-2-0			
0-0-1	0-0-0	0-0-0		NEUTRAL		0-0-0		0-0-0		0-0-1			
4-2-2	0-0-0	0-0-0		NON-CONFERENCE		1-0-1		0-1-0		3-1-1			
2-0-1	0-0-0	0-0-0		HOME		0-0-1		0-0-0		2-0-0			
2-2-0	0-0-0	0-0-		AWAY		1-0-0		0-1-0		1-1-0			
0-0-1	0-0-0	0-0-0		NEUTRAL		0-0-0		0-0-0		0-0-1			
5-3-0	0-0-0	0-0-0		CONFERENCE		1-1-0		0-1-0		4-1-0			
4-0-0	0-0-0	0-0-0		HOME		1-0-0		0-0-0		3-0-0			
1-3-0	0-0-0	0-0-0		AWAY		0-1-0		0-1-0		1-1-0			
0-0-0	0-0-0	0-0-0		NEUTRAL		0-0-0		0-0-0		0-0-0			
RPI S	Opponent	Score	RPI S	Opponent	Score	RPI S	Opponent	Score	RPI S	Opponent	Score		
						69 H	Louisville	2 2	117 A	Maryland	0 1		
						76 H	Western Mich.	2 1	127 A	Miami (OH)	0 1		
						88 A	Ball St.	0 3	154 A	Buffalo	0 1		
						96 A	Butler	2 1	219 H	Cleveland St.	2 0		
									223 H	Eastern Mich.	3 0		
									225 A	Vermont	0 1		
									226 N	New Hampshire	1 1		
									243 A	Akron	3 1		
									271 H	Bowling Green	4 1		
									292 A	Eastern Ky.	2 1		
									308 H	Northern Ill.	7 3		
									309 H	Bryant	6 0		
LAST 10 GAMES													
						223 H	Eastern Mich.	3 0	76 H	Western Mich.	2 1		
						271 H	Bowling Green	4 1	154 A	Buffalo	0 1		
						127 A	Miami (OH)	0 1	243 A	Akron	3 1		
						88 A	Ball St.	0 3	292 A	Eastern Ky.	2 1		
						308 H	Northern Ill.	7 3	219 H	Cleveland St.	2 0		

Non-Div. I Games:

Kent St.

[illegible]

**Non-Div. I Games:**

Georgia St.

Average RPI Win: 213		WON-LOST	WINNING	LAST 10	STRENGTH OF		OPP. STRENGTH	TEAM	ADJ		CONF.	ADJ CONF.			
Average RPI Loss: 53		RECORD	PCT. RANK	GAMES	SCHEDULE		OF SCHEDULE	RPI	RPI		RPI	RPI			
DIV. I ONLY		8-5-2	.6	107	8-1-1		243	65	142	.512	142	6	6		
DIV. I NON-CONF.		5-4-1	.55	148	5-0-0		299	81	215	.46977	214	6	6		
TOTALS		RPI 1-25	RPI 26-50		W-L RECORDS		RPI 51-100		RPI 101-150		RPI 150+				
8-5-2		0-1-0	0-1-1		OVERALL		2-3-0		0-0-0		6-0-1				
4-2-1		0-1-0	0-1-1		HOME		2-0-0		0-0-0		2-0-0				
4-2-1		0-0-0	0-0-0		AWAY		0-2-0		0-0-0		4-0-1				
0-1-0		0-0-0	0-0-0		NEUTRAL		0-1-0		0-0-0		0-0-0				
5-4-1		0-1-0	0-1-0		NON-CONFERENCE		0-2-0		0-0-0		5-0-1				
2-2-0		0-1-0	0-1-0		HOME		0-0-0		0-0-0		2-0-0				
3-1-1		0-0-0	0-0-		AWAY		0-1-0		0-0-0		3-0-1				
0-1-0		0-0-0	0-0-0		NEUTRAL		0-1-0		0-0-0		0-0-0				
3-1-1		0-0-0	0-0-1		CONFERENCE		2-1-0		0-0-0		1-0-0				
2-0-1		0-0-0	0-0-1		HOME		2-0-0		0-0-0		0-0-0				
1-1-0		0-0-0	0-0-0		AWAY		0-1-0		0-0-0		1-0-0				
0-0-0		0-0-0	0-0-0		NEUTRAL		0-0-0		0-0-0		0-0-0				
RPI S	Opponent	Score		RPI S	Opponent	Score		RPI S	Opponent	Score		RPI S	Opponent	Score	
14 H	South Fla.	1	2	34 H	Texas Tech	1	1	57 H	Oklahoma	1	0	190 A	Iowa St.	1	0
				43 H	Michigan St.	1	2	58 A	Kansas	0	1	203 A	Colorado Col.	2	0
								70 A	Purdue	1	2	208 A	Sam Houston St.	1	1
								80 N	Indiana	0	1	267 H	UTSA	8	0
								85 H	Oklahoma St.	1	0	297 A	Air Force	2	1
												299 A	Incarnate Word	7	1
												308 H	Northern Ill.	2	0
LAST 10 GAMES															
				34 H	Texas Tech	1	1	203 A	Colorado Col.	2	0				
				57 H	Oklahoma	1	0	297 A	Air Force	2	1				
				58 A	Kansas	0	1	267 H	UTSA	8	0				
				190 A	Iowa St.	1	0	308 H	Northern Ill.	2	0				
				85 H	Oklahoma St.	1	0	299 A	Incarnate Word	7	1				

Non-Div. I Games:

Baylor

Average RPI Win:		211	WON-LOST RECORD		WINNING PCT. RANK		LAST 10 GAMES		STRENGTH OF SCHEDULE		OPP. STRENGTH OF SCHEDULE		TEAM RPI		ADJ RPI		CONF. RPI		ADJ CONF. RPI		
Average RPI Loss:		87																			
DIV. I ONLY			8-8-1		.5 158		3-5-1		131		133		143		.51166 143		7 7				
DIV. I NON-CONF.			6-3-0		.66667 77		1-0-0		251		225		159		.50722 159		7 7				
TOTALS		RPI 1-25		RPI 26-50		W-L RECORDS		RPI 51-100		RPI 101-150		RPI 150+									
8-8-1		0-2-0		0-2-0		OVERALL		1-1-0		2-1-0		5-2-1									
5-3-1		0-1-0		0-0-0		HOME		1-1-0		1-1-0		3-0-1									
3-5-0		0-1-0		0-2-0		AWAY		0-0-0		1-0-0		2-2-0									
0-0-0		0-0-0		0-0-0		NEUTRAL		0-0-0		0-0-0		0-0-0									
6-3-0		0-1-0		0-0-0		NON-CONFERENCE		0-0-0		1-1-0		5-1-0									
3-2-0		0-1-0		0-0-0		HOME		0-0-0		0-1-0		3-0-0									
3-1-0		0-0-0		0-0-		AWAY		0-0-0		1-0-0		2-1-0									
0-0-0		0-0-0		0-0-0		NEUTRAL		0-0-0		0-0-0		0-0-0									
2-5-1		0-1-0		0-2-0		CONFERENCE		1-1-0		1-0-0		0-1-1									
2-1-1		0-0-0		0-0-0		HOME		1-1-0		1-0-0		0-0-1									
0-4-0		0-1-0		0-2-0		AWAY		0-0-0		0-0-0		0-1-0									
0-0-0		0-0-0		0-0-0		NEUTRAL		0-0-0		0-0-0		0-0-0									
RPI	S	Opponent		Score		RPI	S	Opponent		Score		RPI	S	Opponent		Score					
2	H	Clemson		0	2	31	A	William & Mary		0	1	66	H	James Madison		0	1				
23	A	Hofstra		1	5	44	A	Northeastern		1	2	79	H	Delaware		1	0				

Non-Div. I Games:

Col. of Charleston

Average RPI Win:	241	WON-LOST	WINNING	LAST 10		STRENGTH OF	OPP. STRENGTH	TEAM		ADJ	CONF.	ADJ CONF.			
Average RPI Loss:	82	RECORD	PCT. RANK	GAMES		SCHEDULE	OF SCHEDULE	RPI		RPI	RPI	RPI			
DIV. I ONLY		7-7-1	.5	158	5-4-1	127	155	144	.51074	144	19	19			
DIV. I NON-CONF.		3-4-1	.4375	209	1-1-1	122	47	151	.51248	152	18	18			
<hr/>															
TOTALS	RPI 1-25	RPI 26-50		W-L RECORDS		RPI 51-100		RPI 101-150		RPI 150+					
7-7-1	0-2-0	0-1-0		OVERALL		0-1-0		0-2-0		7-1-1					
3-3-1	0-0-0	0-1-0		HOME		0-0-0		0-2-0		3-0-1					
4-3-0	0-1-0	0-0-0		AWAY		0-1-0		0-0-0		4-1-0					
0-1-0	0-1-0	0-0-0		NEUTRAL		0-0-0		0-0-0		0-0-0					
<hr/>															
3-4-1	0-2-0	0-1-0		NON-CONFERENCE		0-1-0		0-0-0		3-0-1					
0-1-1	0-0-0	0-1-0		HOME		0-0-0		0-0-0		0-0-1					
3-2-0	0-1-0	0-0-		AWAY		0-1-0		0-0-0		3-0-0					
0-1-0	0-1-0	0-0-0		NEUTRAL		0-0-0		0-0-0		0-0-0					
<hr/>															
4-3-0	0-0-0	0-0-0		CONFERENCE		0-0-0		0-2-0		4-1-0					
3-2-0	0-0-0	0-0-0		HOME		0-0-0		0-2-0		3-0-0					
1-1-0	0-0-0	0-0-0		AWAY		0-0-0		0-0-0		1-1-0					
0-0-0	0-0-0	0-0-0		NEUTRAL		0-0-0		0-0-0		0-0-0					
<hr/>															
RPI S	Opponent	Score		RPI S	Opponent	Score		RPI S	Opponent	Score		RPI S	Opponent	Score	
11 N	Duke	0	4	38 H	Loyola Marymount	2	3	91 A	UTEP	0	3	118 H	Idaho	0	1
21 A	North Carolina	0	3									121 H	Eastern Wash.	1	2
												171 A	Boise St.	3	2
												176 A	Northern Colo.	0	1
												189 H	Montana	1	0
												203 H	Colorado Col.	2	2
												231 A	Grand Canyon	1	0
												261 A	New Mexico St.	3	1
												265 H	Portland St.	4	1
												266 H	Sacramento St.	4	2
												306 A	North Dakota	3	2
<hr/>															
				LAST 10 GAMES											
				189 H Montana				1	0	118 H Idaho				0	1
				265 H Portland St.				4	1	121 H Eastern Wash.				1	2
				266 H Sacramento St.				4	2	38 H Loyola Marymount				2	3
				176 A Northern Colo.				0	1	171 A Boise St.				3	2
				306 A North Dakota				3	2	203 H Colorado Col.				2	2

Non-Div. I Games: Westminster (UT) 1 0

Weber St.



Average RPI Win: 177		WON-LOST	WINNING	LAST 10	STRENGTH OF	OPP. STRENGTH	TEAM	ADJ	CONF.	ADJ CONF.					
Average RPI Loss: 118		RECORD	PCT. RANK	GAMES	SCHEDULE	OF SCHEDULE	RPI	RPI	RPI	RPI					
DIV. I ONLY		5-8-2	.4	227	4-5-1	72	167	153	.51008	145	21	22			
DIV. I NON-CONF.		3-6-2	.36364	243	2-3-1	49	120	150	.51585	146	21	21			
<hr/>															
TOTALS		RPI 1-25		RPI 26-50		W-L RECORDS		RPI 51-100		RPI 101-150		RPI 150+			
5-8-2	0-0-0	1-1-0		OVERALL		0-2-1		0-3-0		4-2-1					
2-4-1	0-0-0	0-0-0		HOME		0-2-0		0-1-0		2-1-1					
3-4-1	0-0-0	1-1-0		AWAY		0-0-1		0-2-0		2-1-0					
0-0-0	0-0-0	0-0-0		NEUTRAL		0-0-0		0-0-0		0-0-0					
<hr/>															
3-6-2	0-0-0	1-1-0		NON-CONFERENCE		0-2-1		0-2-0		2-1-1					
1-3-1	0-0-0	0-0-0		HOME		0-2-0		0-1-0		1-0-1					
2-3-1	0-0-0	1-0-		AWAY		0-0-1		0-1-0		1-1-0					
0-0-0	0-0-0	0-0-0		NEUTRAL		0-0-0		0-0-0		0-0-0					
<hr/>															
2-2-0	0-0-0	0-0-0		CONFERENCE		0-0-0		0-1-0		2-1-0					
1-1-0	0-0-0	0-0-0		HOME		0-0-0		0-0-0		1-1-0					
1-1-0	0-0-0	0-0-0		AWAY		0-0-0		0-1-0		1-0-0					
0-0-0	0-0-0	0-0-0		NEUTRAL		0-0-0		0-0-0		0-0-0					
<hr/>															
RPI	S	Opponent	Score	RPI	S	Opponent	Score	RPI	S	Opponent	Score				
				32	A	Ohio St.	2 6	55	H	Illinois	0 1	106	H	TCU	0 2
				33	A	Wisconsin	1 0	57	H	Oklahoma	0 1	136	A	Navy	2 4
								76	A	Western Mich.	1 1	150	A	Missouri St.	0 1
												167	A	George Mason	0 2
												170	H	Milwaukee	3 1
												179	H	Loyola Chicago	2 1
												211	A	Central Mich.	1 0
												223	H	Eastern Mich.	2 2
												242	H	Drake	2 3
												294	A	UNI	2 0
<hr/>															
LAST 10 GAMES															
				150	A	Missouri St.	0 1	211	A	Central Mich.	1 0				
				294	A	UNI	2 0	76	A	Western Mich.	1 1				
				57	H	Oklahoma	0 1	136	A	Navy	2 4				
				179	H	Loyola Chicago	2 1	167	A	George Mason	0 2				
				242	H	Drake	2 3	33	A	Wisconsin	1 0				

Non-Div. I Games:

Illinois St.

Average RPI Win:		155	WON-LOST RECORD		WINNING PCT. RANK		LAST 10 GAMES		STRENGTH OF SCHEDULE		OPP. STRENGTH OF SCHEDULE		TEAM RPI		ADJ RPI		CONF. RPI		ADJ CONF. RPI	
DIV. I ONLY			6-9-0		.4 227		6-4-0		80		107		145		.50998 146		14		14	
DIV. I NON-CONF.			2-7-0		.22222 286		2-2-0		55		50		198		.48206 198		14		14	
TOTALS		RPI 1-25		RPI 26-50		W-L RECORDS		RPI 51-100		RPI 101-150		RPI 150+								
6-9-0		0-1-0		0-2-0		OVERALL		1-1-0		2-4-0		3-1-0								
4-3-0		0-1-0		0-1-0		HOME		1-0-0		1-0-0		2-1-0								
2-6-0		0-0-0		0-1-0		AWAY		0-1-0		1-4-0		1-0-0								
0-0-0		0-0-0		0-0-0		NEUTRAL		0-0-0		0-0-0		0-0-0								
2-7-0		0-1-0		0-2-0		NON-CONFERENCE		1-1-0		1-2-0		0-1-0								
1-3-0		0-1-0		0-1-0		HOME		1-0-0		0-0-0		0-1-0								
1-4-0		0-0-0		0-0-		AWAY		0-1-0		1-2-0		0-0-0								
0-0-0		0-0-0		0-0-0		NEUTRAL		0-0-0		0-0-0		0-0-0								
4-2-0		0-0-0		0-0-0		CONFERENCE		0-0-0		1-2-0		3-0-0								
3-0-0		0-0-0		0-0-0		HOME		0-0-0		1-0-0		2-0-0								
1-2-0		0-0-0		0-0-0		AWAY		0-0-0		0-2-0		1-0-0								
0-0-0		0-0-0		0-0-0		NEUTRAL		0-0-0		0-0-0		0-0-0								
RPI	S	Opponent		Score		RPI	S	Opponent		Score		RPI	S	Opponent		Score				
22	H	Texas A&M		1	3	32	H	Ohio St.		1	2	87	A	Cal Poly		1	4			
						43	A	Michigan St.		1	2	100	H	Rice		5	2			
											</									

Non-Div. I Games:

Dayton

Average RPI Win: 226		WON-LOST RECORD		WINNING PCT. RANK		LAST 10 GAMES		STRENGTH OF SCHEDULE		OPP. STRENGTH OF SCHEDULE		TEAM RPI		ADJ RPI		CONF. RPI		ADJ CONF. RPI	
DIV. I ONLY		4-8-2		.35714 247		3-5-2		41		141		146		.50965 147		15		15	
DIV. I NON-CONF.		2-5-1		.3125 258		1-2-1		7		76		97		.54145 98		15		15	
TOTALS		RPI 1-25		RPI 26-50		W-L RECORDS		RPI 51-100		RPI 101-150		RPI 150+							
4-8-2		0-2-0		0-2-0		OVERALL		1-2-0		0-1-1		3-1-1							
3-2-0		0-0-0		0-1-0		HOME		1-1-0		0-0-0		2-0-0							
0-5-2		0-2-0		0-0-0		AWAY		0-1-0		0-1-1		0-1-1							
1-1-0		0-0-0		0-1-0		NEUTRAL		0-0-0		0-0-0		1-0-0							
2-5-1		0-2-0		0-2-0		NON-CONFERENCE		1-1-0		0-0-1		1-0-0							
1-1-0		0-0-0		0-1-0		HOME		1-0-0		0-0-0		0-0-0							
0-3-1		0-2-0		0-0-		AWAY		0-1-0		0-0-1		0-0-0							
1-1-0		0-0-0		0-1-0		NEUTRAL		0-0-0		0-0-0		1-0-0							
2-3-1		0-0-0		0-0-0		CONFERENCE		0-1-0		0-1-0		2-1-1							
2-1-0		0-0-0		0-0-0		HOME		0-1-0		0-0-0		2-0-0							
0-2-1		0-0-0		0-0-0		AWAY		0-0-0		0-1-0		0-1-1							
0-0-0		0-0-0		0-0-0		NEUTRAL		0-0-0		0-0-0		0-0-0							
RPI S	Opponent	Score		RPI S	Opponent	Score		RPI S	Opponent	Score		RPI S	Opponent	Score					
6 A	UConn	1	4	30 N	St. John's (NY)	0	1	83 H	Boston U.	0	2	113 A	Cornell	0	0				
25 A	South Carolina	0	2	41 H	Boston College	0	3	95 A	Syracuse	1	2	136 A	Navy	1	3				
								98 H	Providence	3	1	177 A	Lehigh	0	0				
												185 A	Bucknell	1	2				
												246 N	Albany (NY)	2	0				
												277 H	Holy Cross	2	1				
												283 H	American	3	1				
				LAST 10 GAMES															
				136 A	Navy	1	3	177 A	Lehigh	0	0								
				113 A	Cornell	0	0	283 H	American	3	1								
				277 H	Holy Cross	2	1	95 A	Syracuse	1	2								
				185 A	Bucknell	1	2	98 H	Providence	3	1								
				83 H	Boston U.	0	2	25 A	South Carolina	0	2								

Non-Div. I Games:

Colgate

Average RPI Win: 251		WON-LOST	WINNING	LAST 10	STRENGTH OF		OPP. STRENGTH	TEAM	ADJ		CONF.	ADJ CONF.			
Average RPI Loss: 88		RECORD	PCT. RANK	GAMES	SCHEDULE		OF SCHEDULE	RPI	RPI		RPI	RPI			
DIV. I ONLY		7-8-3	.47222	177	5-3-2		115	142	148		20	20			
DIV. I NON-CONF.		2-6-2	.3	262	0-1-1		78	71	182		19	19			
TOTALS		RPI 1-25	RPI 26-50		W-L RECORDS		RPI 51-100		RPI 101-150		RPI 150+				
7-8-3		0-2-0	0-1-0		OVERALL		0-2-2		0-1-0		7-2-1				
3-4-2		0-1-0	0-0-0		HOME		0-1-1		0-0-0		3-2-1				
4-4-1		0-1-0	0-1-0		AWAY		0-1-1		0-1-0		4-0-0				
0-0-0		0-0-0	0-0-0		NEUTRAL		0-0-0		0-0-0		0-0-0				
2-6-2		0-2-0	0-1-0		NON-CONFERENCE		0-1-1		0-1-0		2-1-1				
0-3-2		0-1-0	0-0-0		HOME		0-1-1		0-0-0		0-1-1				
2-3-0		0-1-0	0-0-		AWAY		0-0-0		0-1-0		2-0-0				
0-0-0		0-0-0	0-0-0		NEUTRAL		0-0-0		0-0-0		0-0-0				
5-2-1		0-0-0	0-0-0		CONFERENCE		0-1-1		0-0-0		5-1-0				
3-1-0		0-0-0	0-0-0		HOME		0-0-0		0-0-0		3-1-0				
2-1-1		0-0-0	0-0-0		AWAY		0-1-1		0-0-0		2-0-0				
0-0-0		0-0-0	0-0-0		NEUTRAL		0-0-0		0-0-0		0-0-0				
RPI S	Opponent	Score		RPI S	Opponent	Score		RPI S	Opponent	Score		RPI S	Opponent	Score	
1 H	Florida St.	0	6	39 A	Kentucky	0	3	68 A	Samford	0	1	120 A	High Point	0	2
15 A	Virginia Tech	0	2					71 H	Appalachian St.	1	1	164 H	Elon	1	1
								89 H	East Carolina	0	3	179 H	Loyola Chicago	2	3
								94 A	Furman	0	0	184 H	Mercer	1	0
												195 H	ETSU	1	3
												210 H	Western Caro.	2	0
												217 A	North Carolina St.	2	0
												236 A	Wofford	2	1
												292 A	Eastern Ky.	2	0
												298 A	Chattanooga	3	0
												320 H	Citadel	5	0
				LAST 10 GAMES											
				320 H	Citadel	5	0	94 A	Furman	0	0				
				184 H	Mercer	1	0	195 H	ETSU	1	3				
				68 A	Samford	0	1	210 H	Western Caro.	2	0				
				298 A	Chattanooga	3	0	71 H	Appalachian St.	1	1				
				236 A	Wofford	2	1	1 H	Florida St.	0	6				

Non-Div. I Games:

UNCG

Average RPI Win: 155		WON-LOST	WINNING	LAST 10	STRENGTH OF		OPP. STRENGTH	TEAM	ADJ	CONF.	ADJ CONF.		
Average RPI Loss: 83		RECORD	PCT. RANK	GAMES	SCHEDULE		OF SCHEDULE	RPI	RPI	RPI	RPI		
DIV. I ONLY		5-9-2	.375	237	4-6-0		89	57	149	.50875	149	3	3
DIV. I NON-CONF.		3-3-2	.5	156	2-0-0		231	121	194	.48279	194	3	3
TOTALS		RPI 1-25	RPI 26-50		W-L RECORDS		RPI 51-100		RPI 101-150		RPI 150+		
5-9-2		0-4-0	1-1-0		OVERALL		1-2-1		0-0-1		3-2-0		
4-3-1		0-1-0	1-1-0		HOME		1-1-0		0-0-1		2-0-0		
1-6-1		0-3-0	0-0-0		AWAY		0-1-1		0-0-0		1-2-0		
0-0-0		0-0-0	0-0-0		NEUTRAL		0-0-0		0-0-0		0-0-0		
3-3-2		0-0-0	0-0-0		NON-CONFERENCE		1-1-1		0-0-1		2-2-0		
3-0-1		0-0-0	0-0-0		HOME		1-0-0		0-0-1		2-0-0		
0-3-1		0-0-0	0-0-		AWAY		0-1-1		0-0-0		0-2-0		
0-0-0		0-0-0	0-0-0		NEUTRAL		0-0-0		0-0-0		0-0-0		
2-6-0		0-4-0	1-1-0		CONFERENCE		0-1-0		0-0-0		1-0-0		
1-3-0		0-1-0	1-1-0		HOME		0-1-0		0-0-0		0-0-0		
1-3-0		0-3-0	0-0-0		AWAY		0-0-0		0-0-0		1-0-0		
0-0-0		0-0-0	0-0-0		NEUTRAL		0-0-0		0-0-0		0-0-0		
RPI S	Opponent	Score	RPI S	Opponent	Score	RPI S	Opponent	Score	RPI S	Opponent	Score		
4	H Auburn	1 2	39	H Kentucky	0 1	60	H Tennessee	1 3	119	H Wake Forest	0 0		
19	A Ole Miss	2 3	45	H LSU	3 2	64	H Troy	1 0	175	A Georgia	1 0		
22	A Texas A&M	0 4				72	A Harvard	0 0	202	A Tennessee Tech	1 2		
25	A South Carolina	0 3				81	A Memphis	0 1	206	H Jacksonville St.	2 0		
									287	H Southern Miss.	1 0		
									295	A Rhode Island	0 1		
LAST 10 GAMES													
175 A Georgia			1	0	19 A Ole Miss			2	3				
60 H Tennessee			1	3	206 H Jacksonville St.			2	0				
22 A Texas A&M			0	4	39 H Kentucky			0	1				
4 H Auburn			1	2	287 H Southern Miss.			1	0				
25 A South Carolina			0	3	45 H LSU			3	2				

Non-Div. I Games:

Alabama

Average RPI Win: 237		WON-LOST	WINNING	LAST 10	STRENGTH OF		OPP. STRENGTH	TEAM	ADJ	CONF.	ADJ CONF.
Average RPI Loss: 166		RECORD	PCT. RANK	GAMES	SCHEDULE		OF SCHEDULE	RPI	RPI	RPI	RPI
DIV. I ONLY		9-4-1	.67857	60	7-2-1		255	230	146	.50815	150
DIV. I NON-CONF.		6-3-1	.65	88	4-1-1		247	233	163	.50283	164
TOTALS		RPI 1-25	RPI 26-50		W-L RECORDS		RPI 51-100		RPI 101-150		RPI 150+
9-4-1		0-0-0	0-0-0		OVERALL		0-1-0		2-0-0		7-3-1
4-1-1		0-0-0	0-0-0		HOME		0-1-0		1-0-0		3-0-1
5-3-0		0-0-0	0-0-0		AWAY		0-0-0		1-0-0		4-3-0
0-0-0		0-0-0	0-0-0		NEUTRAL		0-0-0		0-0-0		0-0-0
6-3-1		0-0-0	0-0-0		NON-CONFERENCE		0-1-0		1-0-0		5-2-1
2-1-1		0-0-0	0-0-0		HOME		0-1-0		0-0-0		2-0-1
4-2-0		0-0-0	0-0-		AWAY		0-0-0		1-0-0		3-2-0
0-0-0		0-0-0	0-0-0		NEUTRAL		0-0-0		0-0-0		0-0-0
3-1-0		0-0-0	0-0-0		CONFERENCE		0-0-0		1-0-0		2-1-0
2-0-0		0-0-0	0-0-0		HOME		0-0-0		1-0-0		1-0-0
1-1-0		0-0-0	0-0-0		AWAY		0-0-0		0-0-0		1-1-0
0-0-0		0-0-0	0-0-0		NEUTRAL		0-0-0		0-0-0		0-0-0
RPI S	Opponent	Score	RPI S	Opponent	Score	RPI S	Opponent	Score	RPI S	Opponent	Score
						61 H	Tulsa	0 3	107 A	Little Rock	2 1
									145 H	Illinois St.	1 0
									161 A	Utah St.	0 3
									179 A	Loyola Chicago	0 3
									180 H	UMKC	2 1
									209 H	Oral Roberts	2 2
									228 A	Central Ark.	2 1
									262 A	SIUE	0 1
									278 A	Indiana St.	2 1
									280 A	Omaha	1 0
									294 H	UNI	2 1
									305 A	Idaho St.	2 1
									317 H	Western Ill.	2 0
LAST 10 GAMES											
						145 H	Illinois St.	1 0	317 H	Western Ill.	2 0
						278 A	Indiana St.	2 1	262 A	SIUE	0 1
						179 A	Loyola Chicago	0 3	107 A	Little Rock	2 1
						294 H	UNI	2 1	228 A	Central Ark.	2 1
						280 A	Omaha	1 0	209 H	Oral Roberts	2 2

Non-Div. I Games:

Missouri St.

Average RPI Win:		238	WON-LOST RECORD		WINNING PCT. RANK		LAST 10 GAMES		STRENGTH OF SCHEDULE		OPP. STRENGTH OF SCHEDULE		TEAM RPI		ADJ RPI		CONF. RPI		ADJ CONF. RPI	
DIV. I ONLY			6-9-0		.4 227		5-5-0		83		116		151		.50766 151		13		13	
DIV. I NON-CONF.			2-7-0		.22222 286		1-3-0		30		65		184		.49072 184		12		12	
TOTALS		RPI 1-25		RPI 26-50		W-L RECORDS		RPI 51-100		RPI 101-150		RPI 150+								
6-9-0		0-2-0		0-3-0		OVERALL		0-2-0		0-2-0		6-0-0								
4-3-0		0-0-0		0-2-0		HOME		0-1-0		0-0-0		4-0-0								
2-6-0		0-2-0		0-1-0		AWAY		0-1-0		0-2-0		2-0-0								
0-0-0		0-0-0		0-0-0		NEUTRAL		0-0-0		0-0-0		0-0-0								
2-7-0		0-2-0		0-2-0		NON-CONFERENCE		0-1-0		0-2-0		2-0-0								
2-1-0		0-0-0		0-1-0		HOME		0-0-0		0-0-0		2-0-0								
0-6-0		0-2-0		0-0-		AWAY		0-1-0		0-2-0		0-0-0								
0-0-0		0-0-0		0-0-0		NEUTRAL		0-0-0		0-0-0		0-0-0								
4-2-0		0-0-0		0-1-0		CONFERENCE		0-1-0		0-0-0		4-0-0								
2-2-0		0-0-0		0-1-0		HOME		0-1-0		0-0-0		2-0-0								
2-0-0		0-0-0		0-0-0		AWAY		0-0-0		0-0-0		2-0-0								
0-0-0		0-0-0		0-0-0		NEUTRAL		0-0-0		0-0-0		0-0-0								
RPI	S	Opponent		Score		RPI	S	Opponent		Score		RPI	S	Opponent		Score				
4	A	Auburn		0	1	31	A	William & Mary		0	3	89	A	East Carolina		0	1			
8	A	Virginia		0	3	35	H	UNCW		1	2	100	H	Rice		0	2			
						49	H	North Texas		0	2									

Non-Div. I Games:

Old Dominion

Average RPI Win: 237		WON-LOST RECORD		WINNING PCT. RANK		LAST 10 GAMES		STRENGTH OF SCHEDULE		OPP. STRENGTH OF SCHEDULE		TEAM RPI		ADJ RPI		CONF. RPI		ADJ CONF. RPI	
DIV. I ONLY		8-4-1		.65385 80		6-3-1		228		255		150		.50758 152		24		24	
DIV. I NON-CONF.		2-2-1		.5 156		0-1-1		233		223		212		.47098 212		25		25	
TOTALS		RPI 1-25		RPI 26-50		W-L RECORDS		RPI 51-100		RPI 101-150		RPI 150+							
8-4-1		0-0-0		0-0-0		OVERALL		1-1-0		0-0-0		7-3-1							
4-1-0		0-0-0		0-0-0		HOME		1-0-0		0-0-0		3-1-0							
4-2-1		0-0-0		0-0-0		AWAY		0-1-0		0-0-0		4-1-1							
0-1-0		0-0-0		0-0-0		NEUTRAL		0-0-0		0-0-0		0-1-0							
2-2-1		0-0-0		0-0-0		NON-CONFERENCE		1-1-0		0-0-0		1-1-1							
2-0-0		0-0-0		0-0-0		HOME		1-0-0		0-0-0		1-0-0							
0-1-1		0-0-0		0-0-		AWAY		0-1-0		0-0-0		0-0-1							
0-1-0		0-0-0		0-0-0		NEUTRAL		0-0-0		0-0-0		0-1-0							
6-2-0		0-0-0		0-0-0		CONFERENCE		0-0-0		0-0-0		6-2-0							
2-1-0		0-0-0		0-0-0		HOME		0-0-0		0-0-0		2-1-0							
4-1-0		0-0-0		0-0-0		AWAY		0-0-0		0-0-0		4-1-0							
0-0-0		0-0-0		0-0-0		NEUTRAL		0-0-0		0-0-0		0-0-0							
RPI	S	Opponent		Score	RPI	S	Opponent		Score	RPI	S	Opponent		Score	RPI	S	Opponent		Score
							73	A	UC Riverside	0	2		156	H	Abilene Christian	1	3		
							91	H	UTEP	3	2		160	A	Stephen F. Austin	1	2		
													163	N	Southern Utah	1	2		
													166	H	Southeastern La.	1	0		
													208	A	Sam Houston St.	1	0		
													228	A	Central Ark.	2	1		
													274	A	Northwestern St.	3	1		
													299	A	Incarnate Word	3	2		
													314	H	Nicholls St.	3	1		
													316	A	UTRGV	0	0		
													318	H	Texas Southern	1	0		
LAST 10 GAMES																			
							274	A	Northwestern St.	3	1		160	A	Stephen F. Austin	1	2		
							228	A	Central Ark.	2	1		208	A	Sam Houston St.	1	0		
							156	H	Abilene Christian	1	3		299	A	Incarnate Word	3	2		
							314	H	Nicholls St.	3	1		316	A	UTRGV	0	0		
							166	H	Southeastern La.	1	0		163	N	Southern Utah	1	2		

Non-Div. I Games:

Houston Baptist



Average RPI Win: 247		WON-LOST	WINNING	LAST 10	STRENGTH OF		OPP. STRENGTH	TEAM	ADJ		CONF.	ADJ CONF.			
Average RPI Loss: 98		RECORD	PCT. RANK	GAMES	SCHEDULE		OF SCHEDULE	RPI	RPI		RPI	RPI			
DIV. I ONLY		10-7-0	.58824	117	6-4-0		194	181	152	.50695	153	10	10		
DIV. I NON-CONF.		8-3-0	.72727	49	4-0-0		222	265	115	.52939	116	10	10		
TOTALS		RPI 1-25	RPI 26-50		W-L RECORDS		RPI 51-100		RPI 101-150		RPI 150+				
10-7-0		0-0-0	0-1-0		OVERALL		0-4-0		0-0-0		10-2-0				
7-3-0		0-0-0	0-0-0		HOME		0-2-0		0-0-0		7-1-0				
3-3-0		0-0-0	0-1-0		AWAY		0-1-0		0-0-0		3-1-0				
0-1-0		0-0-0	0-0-0		NEUTRAL		0-1-0		0-0-0		0-0-0				
8-3-0		0-0-0	0-0-0		NON-CONFERENCE		0-1-0		0-0-0		8-2-0				
6-1-0		0-0-0	0-0-0		HOME		0-0-0		0-0-0		6-1-0				
2-1-0		0-0-0	0-0-		AWAY		0-0-0		0-0-0		2-1-0				
0-1-0		0-0-0	0-0-0		NEUTRAL		0-1-0		0-0-0		0-0-0				
2-4-0		0-0-0	0-1-0		CONFERENCE		0-3-0		0-0-0		2-0-0				
1-2-0		0-0-0	0-0-0		HOME		0-2-0		0-0-0		1-0-0				
1-2-0		0-0-0	0-1-0		AWAY		0-1-0		0-0-0		1-0-0				
0-0-0		0-0-0	0-0-0		NEUTRAL		0-0-0		0-0-0		0-0-0				
RPI	S	Opponent	Score	RPI	S	Opponent	Score	RPI	S	Opponent	Score	RPI	S	Opponent	Score
				30	A	St. John's (NY)	0 4	56	H	DePaul	0 4	176	H	Northern Colo.	3 0
								67	N	Seattle	2 3	180	A	UMKC	1 2
								75	A	Marquette	1 5	182	H	South Dakota St.	0 1
								98	H	Providence	2 3	189	A	Montana	1 0
												204	A	Seton Hall	3 2
												211	H	Central Mich.	1 0
												242	A	Drake	3 2
												264	H	Villanova	3 1
												280	H	Omaha	4 0
												288	H	Colorado St.	2 0
												307	H	South Dakota	1 0
												308	H	Northern Ill.	4 1
LAST 10 GAMES															
				98	H	Providence	2 3	75	A	Marquette	1 5				
				30	A	St. John's (NY)	0 4	242	A	Drake	3 2				
				204	A	Seton Hall	3 2	288	H	Colorado St.	2 0				
				264	H	Villanova	3 1	176	H	Northern Colo.	3 0				
				56	H	DePaul	0 4	189	A	Montana	1 0				

Non-Div. I Games:

Creighton

Average RPI Win:	210	WON-LOST RECORD	WINNING PCT. RANK	LAST 10 GAMES	STRENGTH OF SCHEDULE	OPP. STRENGTH OF SCHEDULE	TEAM RPI	ADJ RPI	CONF. RPI	ADJ CONF. RPI		
DIV. I ONLY		9-5-2	.625	92	6-3-1	249	146	154	.5055	154	17	17
DIV. I NON-CONF.		4-3-1	.5625	127	1-1-0	199	136	156	.50889	157	16	17
<hr/>												
TOTALS	RPI 1-25	RPI 26-50		W-L RECORDS		RPI 51-100		RPI 101-150		RPI 150+		
9-5-2	0-1-0	0-0-0		OVERALL		1-0-1		2-1-0		6-3-1		
6-1-1	0-0-0	0-0-0		HOME		1-0-0		1-0-0		4-1-1		
3-4-1	0-1-0	0-0-0		AWAY		0-0-1		1-1-0		2-2-0		
0-0-0	0-0-0	0-0-0		NEUTRAL		0-0-0		0-0-0		0-0-0		
4-3-1	0-1-0	0-0-0		NON-CONFERENCE		1-0-0		1-1-0		2-1-1		
2-0-1	0-0-0	0-0-0		HOME		1-0-0		0-0-0		1-0-1		
2-3-0	0-1-0	0-0-		AWAY		0-0-0		1-1-0		1-1-0		
0-0-0	0-0-0	0-0-0		NEUTRAL		0-0-0		0-0-0		0-0-0		
5-2-1	0-0-0	0-0-0		CONFERENCE		0-0-1		1-0-0		4-2-0		
4-1-0	0-0-0	0-0-0		HOME		0-0-0		1-0-0		3-1-0		
1-1-1	0-0-0	0-0-0		AWAY		0-0-1		0-0-0		1-1-0		
0-0-0	0-0-0	0-0-0		NEUTRAL		0-0-0		0-0-0		0-0-0		
RPI	S	Opponent	Score	RPI	S	Opponent	Score	RPI	S	Opponent	Score	
9	A	West Virginia	0 1					76	A	Western Mich.	1 1	
								95	H	Syracuse	1 0	
								114	A	Drexel	1 0	
								133	A	Saint Joseph's	1 3	
								140	H	Kent St.	1 0	
								200	H	Niagara	1 1	
								211	H	Central Mich.	3 0	
								214	H	Toledo	3 1	
								223	A	Eastern Mich.	1 0	
								232	H	Ohio	0 1	
								239	A	St. Bonaventure	0 2	
								271	A	Bowling Green	1 2	
								276	H	Binghamton	3 0	
								308	H	Northern Ill.	4 1	
								312	A	Canisius	2 0	
				LAST 10 GAMES								
				211	H	Central Mich.	3 0	223	A	Eastern Mich.	1 0	
				214	H	Toledo	3 1	140	H	Kent St.	1 0	
				308	H	Northern Ill.	4 1	232	H	Ohio	0 1	
				76	A	Western Mich.	1 1	9	A	West Virginia	0 1	
				271	A	Bowling Green	1 2	276	H	Binghamton	3 0	

**Non-Div. I Games:**

Buffalo

Average RPI Win:	173	WON-LOST RECORD	WINNING PCT. RANK	LAST 10 GAMES	STRENGTH OF SCHEDULE	OPP. STRENGTH OF SCHEDULE	TEAM RPI	ADJ RPI	CONF. RPI	ADJ CONF. RPI					
DIV. I ONLY	4-7-2	.38462	236	3-5-2	76	134	157	.50501	155	11	11				
DIV. I NON-CONF.	4-4-1	.5	156	3-2-1	96	186	121	.5266	122	11	11				
<hr/>															
TOTALS	RPI 1-25	RPI 26-50		W-L RECORDS	RPI 51-100		RPI 101-150		RPI 150+						
4-7-2	0-1-0	1-1-0		OVERALL	0-3-1		1-0-0		2-2-1						
4-3-2	0-1-0	1-1-0		HOME	0-1-1		1-0-0		2-0-1						
0-4-0	0-0-0	0-0-0		AWAY	0-2-0		0-0-0		0-2-0						
0-0-0	0-0-0	0-0-0		NEUTRAL	0-0-0		0-0-0		0-0-0						
<hr/>															
4-4-1	0-1-0	1-0-0		NON-CONFERENCE	0-2-0		1-0-0		2-1-1						
4-2-1	0-1-0	1-0-0		HOME	0-1-0		1-0-0		2-0-1						
0-2-0	0-0-0	0-0-		AWAY	0-1-0		0-0-0		0-1-0						
0-0-0	0-0-0	0-0-0		NEUTRAL	0-0-0		0-0-0		0-0-0						
<hr/>															
0-3-1	0-0-0	0-1-0		CONFERENCE	0-1-1		0-0-0		0-1-0						
0-1-1	0-0-0	0-1-0		HOME	0-0-1		0-0-0		0-0-0						
0-2-0	0-0-0	0-0-0		AWAY	0-1-0		0-0-0		0-1-0						
0-0-0	0-0-0	0-0-0		NEUTRAL	0-0-0		0-0-0		0-0-0						
<hr/>															
RPI	S	Opponent	Score	RPI	S	Opponent	Score	RPI	S	Opponent	Score				
6	H	UConn	0 1	30	H	St. John's (NY)	2 1	72	A	Harvard	0 1	105	H	Fla. Atlantic	1 0
				46	H	Princeton	0 4	79	A	Delaware	1 6	159	A	Columbia	0 1
								92	H	Dartmouth	0 0	178	A	Massachusetts	0 1
								98	H	Providence	1 2	256	H	Marist	4 0
												300	H	Sacred Heart	3 2
												309	H	Bryant	0 0
<hr/>															
LAST 10 GAMES															
72	A	Harvard	0 1	92	H	Dartmouth	0 0	256	H	Marist	4 0	300	H	Sacred Heart	3 2
46	H	Princeton	0 4	6	H	UConn	0 1	178	A	Massachusetts	0 1	105	H	Fla. Atlantic	1 0

**Non-Div. I Games:**

Brown

Average RPI Win:	249	WON-LOST RECORD	WINNING PCT. RANK	LAST 10 GAMES	STRENGTH OF SCHEDULE	OPP. STRENGTH OF SCHEDULE	TEAM RPI	ADJ RPI	CONF. RPI	ADJ CONF. RPI						
DIV. I ONLY		7-7-2	.5	158	6-3-1	146	144	155	.50464	156	24	24				
DIV. I NON-CONF.		1-6-1	.1875	295	0-2-0	83	25	217	.46904	216	25	25				
<hr/>																
TOTALS	RPI 1-25	RPI 26-50		W-L RECORDS		RPI 51-100		RPI 101-150		RPI 150+						
7-7-2	0-2-0	0-2-0		OVERALL		0-1-0		0-1-1		7-1-1						
2-1-1	0-0-0	0-1-0		HOME		0-0-0		0-0-0		2-0-1						
4-6-0	0-2-0	0-1-0		AWAY		0-1-0		0-1-0		4-1-0						
1-0-1	0-0-0	0-0-0		NEUTRAL		0-0-0		0-0-1		1-0-0						
<hr/>																
1-6-1	0-2-0	0-2-0		NON-CONFERENCE		0-1-0		0-1-1		1-0-0						
0-1-0	0-0-0	0-1-0		HOME		0-0-0		0-0-0		0-0-0						
0-5-0	0-2-0	0-0-		AWAY		0-1-0		0-1-0		0-0-0						
1-0-1	0-0-0	0-0-0		NEUTRAL		0-0-0		0-0-1		1-0-0						
<hr/>																
6-1-1	0-0-0	0-0-0		CONFERENCE		0-0-0		0-0-0		6-1-1						
2-0-1	0-0-0	0-0-0		HOME		0-0-0		0-0-0		2-0-1						
4-1-0	0-0-0	0-0-0		AWAY		0-0-0		0-0-0		4-1-0						
0-0-0	0-0-0	0-0-0		NEUTRAL		0-0-0		0-0-0		0-0-0						
<hr/>																
RPI	S	Opponent	Score		RPI	S	Opponent	Score		RPI	S	Opponent	Score			
12	A	Arizona	0	4	42	A	Texas	1	2	91	A	UTEP	0	1		
22	A	Texas A&M	1	4	49	H	North Texas	0	3							
										106 A TCU					0	4
										130 N UC Irvine					0	0
										152 A Houston Baptist					3	1
										166 A Southeastern La.					0	1
										228 H Central Ark.					1	0
										237 A McNeese St.					3	2
										267 N UTSA					5	3
										273 A Lamar					6	2
										274 H Northwestern St.					2	0
										290 H A&M-Corpus Christi					1	1
										314 A Nicholls St.					4	1

Non-Div. I Games:

Abilene Christian

Average RPI Win:		241	WON-LOST RECORD		WINNING PCT. RANK		LAST 10 GAMES		STRENGTH OF SCHEDULE		OPP. STRENGTH OF SCHEDULE		TEAM RPI		ADJ RPI		CONF. RPI		ADJ CONF. RPI				
DIV. I ONLY			6-5-3		.53571 142		4-3-3		150		216		156		.50388 157		22		21				
DIV. I NON-CONF.			3-3-2		.5 156		1-1-2		53		191		102		.53819 103		24		24				
TOTALS		RPI 1-25		RPI 26-50		W-L RECORDS		RPI 51-100		RPI 101-150		RPI 150+											
6-5-3		0-1-0		0-1-0		OVERALL		0-0-1		1-1-0		5-2-2											
3-2-2		0-0-0		0-0-0		HOME		0-0-0		0-1-0		3-1-2											
3-3-1		0-1-0		0-1-0		AWAY		0-0-1		1-0-0		2-1-0											
0-0-0		0-0-0		0-0-0		NEUTRAL		0-0-0		0-0-0		0-0-0											
3-3-2		0-1-0		0-1-0		NON-CONFERENCE		0-0-1		1-1-0		2-0-1											
1-1-1		0-0-0		0-0-0		HOME		0-0-0		0-1-0		1-0-1											
2-2-1		0-1-0		0-0-		AWAY		0-0-1		1-0-0		1-0-0											
0-0-0		0-0-0		0-0-0		NEUTRAL		0-0-0		0-0-0		0-0-0											
3-2-1		0-0-0		0-0-0		CONFERENCE		0-0-0		0-0-0		3-2-1											
2-1-1		0-0-0		0-0-0		HOME		0-0-0		0-0-0		2-1-1											
1-1-0		0-0-0		0-0-0		AWAY		0-0-0		0-0-0		1-1-0											
0-0-0		0-0-0		0-0-0		NEUTRAL		0-0-0		0-0-0		0-0-0											
RPI	S	Opponent		Score		RPI	S	Opponent		Score		RPI	S	Opponent		Score							
16	A	Notre Dame		0 6		48	A	Northwestern		0 2		99	A	Western Ky.		2 2							
												121	H	Eastern Wash.		1	2						
												127	A	Miami (OH)		2	0						
												179	H	Loyola Chicago		3	1						
												190	H	Northern Ky.		2	3						
												207	A	Oakland		1	3						
												215	H	Wright St.		1	1						
												251	H	Ill.-Chicago		3	1						
												271	H	Bowling Green		1	1						
												284	A	Belmont		2	1						
												289	A	Youngstown St.		6	0						
												313	H	Green Bay		2	1						
LAST 10 GAMES																							
313	H	Green Bay		2	1	289	A	Youngstown St.		6	0												
179	H	Loyola Chicago		3	1	215	H	Wright St.		1	1												
190	H	Northern Ky.		2	3	271	H	Bowling Green		1	1												
207	A	Oakland		1	3	121	H	Eastern Wash.		1	2												
												99	A	Western Ky.		2	2						

**Non-Div. I Games:**

Valparaiso

Average RPI Win: 197		WON-LOST	WINNING	LAST 10	STRENGTH OF	OPP. STRENGTH	TEAM	ADJ	CONF.	ADJ CONF.							
Average RPI Loss: 133		RECORD	PCT. RANK	GAMES	SCHEDULE	OF SCHEDULE	RPI	RPI	RPI	RPI							
DIV. I ONLY		7-8-0	.46667	189	3-7-0	132	143	160	.50362	158	14	14					
DIV. I NON-CONF.		5-4-0	.55556	135	1-3-0	68	154	86	.55266	86	14	14					
<hr/>																	
TOTALS		RPI 1-25		RPI 26-50		W-L RECORDS		RPI 51-100		RPI 101-150		RPI 150+					
7-8-0		0-1-0		1-0-0		OVERALL		0-1-0		0-3-0		6-3-0					
5-3-0		0-0-0		0-0-0		HOME		0-1-0		0-2-0		5-0-0					
2-5-0		0-1-0		1-0-0		AWAY		0-0-0		0-1-0		1-3-0					
0-0-0		0-0-0		0-0-0		NEUTRAL		0-0-0		0-0-0		0-0-0					
5-4-0		0-1-0		1-0-0		NON-CONFERENCE		0-1-0		0-1-0		4-1-0					
3-2-0		0-0-0		0-0-0		HOME		0-1-0		0-1-0		3-0-0					
2-2-0		0-1-0		1-0-		AWAY		0-0-0		0-0-0		1-1-0					
0-0-0		0-0-0		0-0-0		NEUTRAL		0-0-0		0-0-0		0-0-0					
2-4-0		0-0-0		0-0-0		CONFERENCE		0-0-0		0-2-0		2-2-0					
2-1-0		0-0-0		0-0-0		HOME		0-0-0		0-1-0		2-0-0					
0-3-0		0-0-0		0-0-0		AWAY		0-0-0		0-1-0		0-2-0					
0-0-0		0-0-0		0-0-0		NEUTRAL		0-0-0		0-0-0		0-0-0					
RPI	S	Opponent		Score		RPI	S	Opponent		Score		RPI	S	Opponent		Score	
9	A	West Virginia		0 5		46	A	Princeton		3 2		53	H	Cincinnati		2 3	
												103	H	UC Santa Barbara		1	2
												124	H	VCU		0	1
												133	A	Saint Joseph's		0	1
												167	H	George Mason		1	0
												185	H	Bucknell		2	0
												199	A	Richmond		1	2
												204	A	Seton Hall		3	1
												207	A	Oakland		0	3
												235	A	Davidson		0	1
												239	H	St. Bonaventure		4	2
												263	H	Saint Francis (PA)		3	0
												272	H	Robert Morris		2	0
LAST 10 GAMES																	
133 A Saint Joseph's						0	1	199 A Richmond						1	2		
167 H George Mason						1	0	185 H Bucknell						2	0		
235 A Davidson						0	1	207 A Oakland						0	3		
239 H St. Bonaventure						4	2	53 H Cincinnati						2	3		
124 H VCU						0	1	103 H UC Santa Barbara						1	2		

Non-Div. I Games:

Duquesne

[illegible]

**Non-Div. I Games:**

Columbia

Average RPI Win:		241	WON-LOST RECORD		WINNING PCT. RANK		LAST 10 GAMES		STRENGTH OF SCHEDULE		OPP. STRENGTH OF SCHEDULE		TEAM RPI		ADJ RPI		CONF. RPI		ADJ CONF. RPI		
DIV. I ONLY			7-6-2		.53333 146		7-1-2		175		169		159		.5018 160		24		24		
DIV. I NON-CONF.			1-6-0		.14286 305		1-1-0		131		29		254		.4371 255		25		25		
TOTALS		RPI 1-25		RPI 26-50		W-L RECORDS		RPI 51-100		RPI 101-150		RPI 150+									
7-6-2		0-1-0		0-1-0		OVERALL		0-2-0		0-2-0		7-0-2									
5-1-1		0-0-0		0-0-0		HOME		0-0-0		0-1-0		5-0-1									
2-2-1		0-0-0		0-0-0		AWAY		0-1-0		0-1-0		2-0-1									
0-3-0		0-1-0		0-1-0		NEUTRAL		0-1-0		0-0-0		0-0-0									
1-6-0		0-1-0		0-1-0		NON-CONFERENCE		0-2-0		0-2-0		1-0-0									
1-1-0		0-0-0		0-0-0		HOME		0-0-0		0-1-0		1-0-0									
0-2-0		0-0-0		0-0-		AWAY		0-1-0		0-1-0		0-0-0									
0-3-0		0-1-0		0-1-0		NEUTRAL		0-1-0		0-0-0		0-0-0									
6-0-2		0-0-0		0-0-0		CONFERENCE		0-0-0		0-0-0		6-0-2									
4-0-1		0-0-0		0-0-0		HOME		0-0-0		0-0-0		4-0-1									
2-0-1		0-0-0		0-0-0		AWAY		0-0-0		0-0-0		2-0-1									
0-0-0		0-0-0		0-0-0		NEUTRAL		0-0-0		0-0-0		0-0-0									
RPI	S	Opponent		Score		RPI	S	Opponent		Score		RPI	S	Opponent		Score					
12	N	Arizona		0 3		27	N	Minnesota		0 1		86	A	Arizona St.		0 2					
												99	N	Western Ky.		0 1					
														108 H Texas St.		0 4					
														128 A Arkansas		1 4					
														152 H Houston Baptist		2 1					
														166 H Southeastern La.		2 0					
														228 A Central Ark.		1 1					
														237 A McNeese St.		2 1					
														255 H La.-Monroe		1 0					
														273 A Lamar		1 0					
														274 H Northwestern St.		1 1					
														290 H A&M-Corpus Christi		3 0					
														314 H Nicholls St.		4 0					
LAST 10 GAMES																					
166 H Southeastern La.						2 0		152 H Houston Baptist						2 1							
314 H Nicholls St.						4 0		290 H A&M-Corpus Christi						3 0							
228 A Central Ark.						1 1		274 H Northwestern St.						1 1							
237 A McNeese St.						2 1		108 H Texas St.						0 4							
273 A Lamar						1 0		255 H La.-Monroe						1 0							

**Non-Div. I Games:**

Stephen F. Austin



Average RPI Win: 208		WON-LOST RECORD		WINNING PCT. RANK		LAST 10 GAMES		STRENGTH OF SCHEDULE		OPP. STRENGTH OF SCHEDULE		TEAM RPI		ADJ RPI		CONF. RPI		ADJ CONF. RPI			
DIV. I ONLY		9-7-1		.55882 140		6-4-0		211		148		166		.50123 161		18		18			
DIV. I NON-CONF.		5-3-1		.61111 101		2-0-0		216		119		140		.5202 136		17		16			
TOTALS		RPI 1-25		RPI 26-50		W-L RECORDS		RPI 51-100		RPI 101-150		RPI 150+									
9-7-1		0-1-0		0-0-0		OVERALL		1-1-0		2-2-0		6-3-1									
6-2-0		0-0-0		0-0-0		HOME		0-1-0		1-0-0		5-1-0									
3-4-1		0-1-0		0-0-0		AWAY		1-0-0		1-1-0		1-2-1									
0-1-0		0-0-0		0-0-0		NEUTRAL		0-0-0		0-1-0		0-0-0									
5-3-1		0-1-0		0-0-0		NON-CONFERENCE		1-0-0		1-2-0		3-0-1									
4-0-0		0-0-0		0-0-0		HOME		0-0-0		1-0-0		3-0-0									
1-2-1		0-1-0		0-0-		AWAY		1-0-0		0-1-0		0-0-1									
0-1-0		0-0-0		0-0-0		NEUTRAL		0-0-0		0-1-0		0-0-0									
4-4-0		0-0-0		0-0-0		CONFERENCE		0-1-0		1-0-0		3-3-0									
2-2-0		0-0-0		0-0-0		HOME		0-1-0		0-0-0		2-1-0									
2-2-0		0-0-0		0-0-0		AWAY		0-0-0		1-0-0		1-2-0									
0-0-0		0-0-0		0-0-0		NEUTRAL		0-0-0		0-0-0		0-0-0									
RPI	S	Opponent		Score		RPI	S	Opponent		Score		RPI	S	Opponent		Score					
18	A	BYU		0 1								137	N	Iowa		1 2					
								54 H San Diego St.		0 2		138	A	Utah Valley		0 1					
								77 A Utah		2 0		139	A	San Jose St.		1 0					
												150	H	Missouri St.		3 0					
												174	H	New Mexico		0 1					
												181	A	UNLV		0 3					
												187	A	Gonzaga		1 1					
												203	H	Colorado Col.		3 2					
												220	H	Houston		2 0					
												228	H	Central Ark.		1 0					
												240	A	Nevada		1 3					
												249	A	Fresno St.		3 2					
												297	H	Air Force		2 0					
												305	H	Idaho St.		5 3					
LAST 10 GAMES																					
203 H Colorado Col.						3 2		249 A Fresno St.						3 2							
297 H Air Force						2 0		54 H San Diego St.						0 2							
181 A UNLV						0 3		174 H New Mexico						0 1							
240 A Nevada						1 3		77 A Utah						2 0							
139 A San Jose St.						1 0		305 H Idaho St.						5 3							

Non-Div. I Games:

Utah St.

Average RPI Win:		222	WON-LOST RECORD		WINNING PCT. RANK		LAST 10 GAMES		STRENGTH OF SCHEDULE		OPP. STRENGTH OF SCHEDULE		TEAM RPI		ADJ RPI		CONF. RPI		ADJ CONF. RPI				
DIV. I ONLY			5-8-3		.40625 220		4-5-1		111		91		164		.50071 162		5 5						
DIV. I NON-CONF.			3-4-2		.44444 194		2-1-0		181		167		199		.48119 199		5 5						
TOTALS		RPI 1-25		RPI 26-50		W-L RECORDS		RPI 51-100		RPI 101-150		RPI 150+											
5-8-3		0-1-0		0-1-1		OVERALL		1-3-2		0-2-0		4-1-0											
5-5-1		0-1-0		0-1-0		HOME		1-1-1		0-2-0		4-0-0											
0-3-2		0-0-0		0-0-1		AWAY		0-2-1		0-0-0		0-1-0											
0-0-0		0-0-0		0-0-0		NEUTRAL		0-0-0		0-0-0		0-0-0											
3-4-2		0-0-0		0-0-1		NON-CONFERENCE		0-1-1		0-2-0		3-1-0											
3-3-0		0-0-0		0-0-0		HOME		0-1-0		0-2-0		3-0-0											
0-1-2		0-0-0		0-1-		AWAY		0-0-1		0-0-0		0-1-0											
0-0-0		0-0-0		0-0-0		NEUTRAL		0-0-0		0-0-0		0-0-0											
2-4-1		0-1-0		0-1-0		CONFERENCE		1-2-1		0-0-0		1-0-0											
2-2-1		0-1-0		0-1-0		HOME		1-0-1		0-0-0		1-0-0											
0-2-0		0-0-0		0-0-0		AWAY		0-2-0		0-0-0		0-0-0											
0-0-0		0-0-0		0-0-0		NEUTRAL		0-0-0		0-0-0		0-0-0											
RPI	S	Opponent		Score		RPI	S	Opponent		Score		RPI	S	Opponent		Score							
14	H	South Fla.		0 2		29	H	UCF		1 2		53	H	Cincinnati		2 2		106	H	TCU	0 2		
						50	A	Missouri		1 1		58	H	Kansas		1 2		117	H	Maryland	1 2		
												61	A	Tulsa		1 2		201	A	Saint Louis	0 5		
												81	A	Memphis		0 2		208	H	Sam Houston St.	3 1		
												89	H	East Carolina		2 1		220	H	Houston	1 0		
												100	A	Rice		1 1		274	H	Northwestern St.	3 0		
																		318	H	Texas Southern	5 1		
LAST 10 GAMES																							
14 H South Fla.						0 2						89 H East Carolina						2 1					
29 H UCF						1 2						53 H Cincinnati						2 2					
220 H Houston						1 0						106 H TCU						0 2					
81 A Memphis						0 2						274 H Northwestern St.						3 0					
61 A Tulsa						1 2						208 H Sam Houston St.						3 1					

**Non-Div. I Games:**

SMU

Average RPI Win:	197	WON-LOST RECORD	WINNING PCT. RANK	LAST 10 GAMES	STRENGTH OF SCHEDULE	OPP. STRENGTH OF SCHEDULE	TEAM RPI	ADJ RPI	CONF. RPI	ADJ CONF. RPI	
DIV. I ONLY		6-7-1	.46429 195	5-4-1	100	279	161	.50055 163	19	19	
DIV. I NON-CONF.		4-3-0	.57143 116	3-0-0	41	261	79	.55323 82	18	18	
<hr/>											
TOTALS	RPI 1-25	RPI 26-50		W-L RECORDS	RPI 51-100		RPI 101-150		RPI 150+		
6-7-1	0-0-0	0-1-0		OVERALL	0-1-0		2-2-0		4-3-1		
2-0-1	0-0-0	0-0-0		HOME	0-0-0		1-0-0		1-0-1		
1-6-0	0-0-0	0-0-0		AWAY	0-1-0		1-2-0		0-3-0		
3-1-0	0-0-0	0-1-0		NEUTRAL	0-0-0		0-0-0		3-0-0		
<hr/>											
4-3-0	0-0-0	0-1-0		NON-CONFERENCE	0-1-0		1-1-0		3-0-0		
1-0-0	0-0-0	0-0-0		HOME	0-0-0		1-0-0		0-0-0		
0-2-0	0-0-0	0-0-		AWAY	0-1-0		0-1-0		0-0-0		
3-1-0	0-0-0	0-1-0		NEUTRAL	0-0-0		0-0-0		3-0-0		
<hr/>											
2-4-1	0-0-0	0-0-0		CONFERENCE	0-0-0		1-1-0		1-3-1		
1-0-1	0-0-0	0-0-0		HOME	0-0-0		0-0-0		1-0-1		
1-4-0	0-0-0	0-0-0		AWAY	0-0-0		1-1-0		0-3-0		
0-0-0	0-0-0	0-0-0		NEUTRAL	0-0-0		0-0-0		0-0-0		
<hr/>											
RPI S	Opponent	Score	RPI S	Opponent	Score	RPI S	Opponent	Score	RPI S	Opponent	Score
			49 N	North Texas	1 2	73 A	UC Riverside	2 4	116 A	CSUN	0 2
						118 A	Idaho	0 4			
						121 A	Eastern Wash.	1 0			
						138 H	Utah Valley	2 1			
						152 N	Houston Baptist	2 1			
						176 H	Northern Colo.	1 0			
						189 A	Montana	1 2			
						265 A	Portland St.	1 2			
						266 A	Sacramento St.	1 4			
						290 N	A&M-Corpus Christi	3 1			
						306 H	North Dakota	1 1			
						307 N	South Dakota	3 1			
<hr/>											
			LAST 10 GAMES								
			121 A	Eastern Wash.	1 0	266 A	Sacramento St.	1 4			
			118 A	Idaho	0 4	265 A	Portland St.	1 2			
			176 H	Northern Colo.	1 0	307 N	South Dakota	3 1			
			306 H	North Dakota	1 1	152 N	Houston Baptist	2 1			
			189 A	Montana	1 2	138 H	Utah Valley	2 1			

**Non-Div. I Games:**

Southern Utah

E  
l  
o  
n

Elon					Through Games Of Sunday, October 18, 2015									
Average RPI Win: 241 Average RPI Loss: 94		WON-LOST RECORD	WINNING PCT. RANK	LAST 10 GAMES	STRENGTH OF SCHEDULE	OPP. STRENGTH OF SCHEDULE	TEAM RPI	ADJ RPI	CONF. RPI	ADJ CONF. RPI				
DIV. I ONLY		9-5-2	.625	92	4-4-2	269	126	162	.50047	164	7	7		
DIV. I NON-CONF.		8-1-1	.85	22	3-0-1	323	243	167	.50036	167	7	7		
TOTALS		RPI 1-25		RPI 26-50		W-L RECORDS		RPI 51-100		RPI 101-150		RPI 150+		
9-5-2		0-1-0		0-1-1		OVERALL		0-1-0		2-1-1		7-1-0		
4-2-1		0-1-0		0-1-1		HOME		0-0-0		2-0-0		2-0-0		
5-3-1		0-0-0		0-0-0		AWAY		0-1-0		0-1-1		5-1-0		
0-0-0		0-0-0		0-0-0		NEUTRAL		0-0-0		0-0-0		0-0-0		
8-1-1		0-0-0		0-0-0		NON-CONFERENCE		0-0-0		1-0-1		7-1-0		
3-0-0		0-0-0		0-0-0		HOME		0-0-0		1-0-0		2-0-0		
5-1-1		0-0-0		0-0-		AWAY		0-0-0		0-0-1		5-1-0		
0-0-0		0-0-0		0-0-0		NEUTRAL		0-0-0		0-0-0		0-0-0		
1-4-1		0-1-0		0-1-1		CONFERENCE		0-1-0		1-1-0		0-0-0		
1-2-1		0-1-0		0-1-1		HOME		0-0-0		1-0-0		0-0-0		
0-2-0		0-0-0		0-0-0		AWAY		0-1-0		0-1-0		0-0-0		
0-0-0		0-0-0		0-0-0		NEUTRAL		0-0-0		0-0-0		0-0-0		
RPI	S	Opponent	Score		RPI	S	Opponent	Score		RPI	S	Opponent	Score	
23	H	Hofstra	0 2		35	H	UNCW	0 2		79	A	Delaware	0 3	
					44	H	Northeastern	0 0				109 H Coastal Caro.	1 0	
												114 A Drexel	1 2	
												143 H Col. of Charleston	2 0	
												148 A UNCG	1 1	
												213 H Charlotte	4 2	
												217 A North Carolina St.	0 2	
												233 A Gardner-Webb	2 1	
												235 A Davidson	1 0	
												282 H North Florida	1 0	
												298 A Chattanooga	2 0	
												327 A Francis Marion	6 0	
												328 A South Carolina St.	5 0	
					LAST 10 GAMES									
					114 A Drexel	1	2	23 H Hofstra	0	2				
					79 A Delaware	0	3	44 H Northeastern	0	0				
					143 H Col. of Charleston	2	0	213 H Charlotte	4	2				
					35 H UNCW	0	2	233 A Gardner-Webb	2	1				
					327 A Francis Marion	6	0	148 A UNCG	1	1				

E  
l  
o  
n

Non-Div. I Games:

Elon

Average RPI Win: 262		WON-LOST	WINNING	LAST 10	STRENGTH OF		OPP. STRENGTH	TEAM	ADJ		CONF.	ADJ CONF.			
Average RPI Loss: 84		RECORD	PCT. RANK	GAMES	SCHEDULE		OF SCHEDULE	RPI	RPI		RPI	RPI			
DIV. I ONLY		8-5-1	.60714	105	7-2-1		239	191	165	.49991	165	29	30		
DIV. I NON-CONF.		4-5-0	.44444	194	3-2-0		211	93	200	.48025	200	30	30		
<hr/>															
TOTALS		RPI 1-25		RPI 26-50		W-L RECORDS		RPI 51-100		RPI 101-150		RPI 150+			
8-5-1		0-0-0		0-2-0		OVERALL		0-2-0		0-0-0		8-1-1			
4-1-0		0-0-0		0-0-0		HOME		0-1-0		0-0-0		4-0-0			
3-4-1		0-0-0		0-2-0		AWAY		0-1-0		0-0-0		3-1-1			
1-0-0		0-0-0		0-0-0		NEUTRAL		0-0-0		0-0-0		1-0-0			
4-5-0		0-0-0		0-2-0		NON-CONFERENCE		0-2-0		0-0-0		4-1-0			
1-1-0		0-0-0		0-0-0		HOME		0-1-0		0-0-0		1-0-0			
2-4-0		0-0-0		0-0-		AWAY		0-1-0		0-0-0		2-1-0			
1-0-0		0-0-0		0-0-0		NEUTRAL		0-0-0		0-0-0		1-0-0			
4-0-1		0-0-0		0-0-0		CONFERENCE		0-0-0		0-0-0		4-0-1			
3-0-0		0-0-0		0-0-0		HOME		0-0-0		0-0-0		3-0-0			
1-0-1		0-0-0		0-0-0		AWAY		0-0-0		0-0-0		1-0-1			
0-0-0		0-0-0		0-0-0		NEUTRAL		0-0-0		0-0-0		0-0-0			
RPI	S	Opponent	Score		RPI	S	Opponent	Score		RPI	S	Opponent	Score		
			27	A	Minnesota		0	3		73	H	UC Riverside		0	1
			33	A	Wisconsin		1	2		90	A	UC Davis		0	2
<hr/>															
LAST 10 GAMES															
			182	A	South Dakota St.		0	0		73	H	UC Riverside		0	1
			307	H	South Dakota		1	0		231	N	Grand Canyon		2	1
			326	A	Denver		4	3		196	A	Northern Ariz.		3	4
			209	H	Oral Roberts		1	0		190	A	Iowa St.		3	2
			280	H	Omaha		1	0		306	H	North Dakota		1	0

Non-Div. I Games: St. Cloud St. 9 0

North Dakota St.

Average RPI Win:	268	WON-LOST	WINNING	LAST 10	STRENGTH OF	OPP. STRENGTH	TEAM	ADJ	CONF.	ADJ CONF.		
Average RPI Loss:	151	RECORD	PCT. RANK	GAMES	SCHEDULE	OF SCHEDULE	RPI	RPI	RPI	RPI		
DIV. I ONLY	9-4-2	.66667	66	5-3-2	261	269	163	.4999	166	24	24	
DIV. I NON-CONF.	5-1-1	.78571	38	1-0-1	259	287	118	.52668	120	25	25	
<hr/>												
TOTALS	RPI 1-25	RPI 26-50		W-L RECORDS	RPI 51-100		RPI 101-150		RPI 150+			
9-4-2	0-1-0	0-0-0		OVERALL	0-0-0		0-0-0		9-3-2			
6-0-0	0-0-0	0-0-0		HOME	0-0-0		0-0-0		6-0-0			
3-4-2	0-1-0	0-0-0		AWAY	0-0-0		0-0-0		3-3-2			
0-0-0	0-0-0	0-0-0		NEUTRAL	0-0-0		0-0-0		0-0-0			
<hr/>												
5-1-1	0-1-0	0-0-0		NON-CONFERENCE	0-0-0		0-0-0		5-0-1			
3-0-0	0-0-0	0-0-0		HOME	0-0-0		0-0-0		3-0-0			
2-1-1	0-1-0	0-0-		AWAY	0-0-0		0-0-0		2-0-1			
0-0-0	0-0-0	0-0-0		NEUTRAL	0-0-0		0-0-0		0-0-0			
<hr/>												
4-3-1	0-0-0	0-0-0		CONFERENCE	0-0-0		0-0-0		4-3-1			
3-0-0	0-0-0	0-0-0		HOME	0-0-0		0-0-0		3-0-0			
1-3-1	0-0-0	0-0-0		AWAY	0-0-0		0-0-0		1-3-1			
0-0-0	0-0-0	0-0-0		NEUTRAL	0-0-0		0-0-0		0-0-0			
<hr/>												
RPI S	Opponent	Score	RPI S	Opponent	Score	RPI S	Opponent	Score	RPI S	Opponent	Score	
1 A	Florida St.	0 3							152 A	Houston Baptist	0 1	
									156 H	Abilene Christian	1 0	
									160 A	Stephen F. Austin	0 2	
									208 A	Sam Houston St.	0 0	
									237 A	McNeese St.	1 0	
									255 A	La.-Monroe	2 2	
									257 A	Mississippi Val.	5 2	
									268 A	Arkansas St.	4 0	
									270 H	Jackson St.	2 0	
									273 H	Lamar	3 2	
									290 A	A&M-Corpus Christi	1 2	
									299 H	Incarnate Word	7 1	
									318 H	Texas Southern	6 0	
									331 H	Southern U.	5 0	
<hr/>												
LAST 10 GAMES												
160 A Stephen F. Austin						0	2	156 H Abilene Christian				1 0
208 A Sam Houston St.						0	0	299 H Incarnate Word				7 1
273 H Lamar						3	2	237 A McNeese St.				1 0
290 A A&M-Corpus Christi						1	2	318 H Texas Southern				6 0
152 A Houston Baptist						0	1	255 A La.-Monroe				2 2

Non-Div. I Games:

Southeastern La.

Average RPI Win:	200	WON-LOST	WINNING	LAST 10	STRENGTH OF	OPP. STRENGTH	TEAM	ADJ	CONF.	ADJ CONF.	
Average RPI Loss:	116	RECORD	PCT. RANK	GAMES	SCHEDULE	OF SCHEDULE	RPI	RPI	RPI	RPI	
DIV. I ONLY	8-6-0	.57143	123	6-4-0	251	95	173	.49925	167	14	14
DIV. I NON-CONF.	4-4-0	.5	156	2-2-0	254	38	193	.48432	191	14	14
<hr/>											
TOTALS	RPI 1-25	RPI 26-50		W-L RECORDS	RPI 51-100		RPI 101-150		RPI 150+		
8-6-0	0-0-0	0-1-0		OVERALL	1-1-0		1-2-0		6-2-0		
4-1-0	0-0-0	0-1-0		HOME	1-0-0		1-0-0		2-0-0		
4-5-0	0-0-0	0-0-0		AWAY	0-1-0		0-2-0		4-2-0		
0-0-0	0-0-0	0-0-0		NEUTRAL	0-0-0		0-0-0		0-0-0		
<hr/>											
4-4-0	0-0-0	0-1-0		NON-CONFERENCE	1-1-0		1-1-0		2-1-0		
2-1-0	0-0-0	0-1-0		HOME	1-0-0		1-0-0		0-0-0		
2-3-0	0-0-0	0-0-		AWAY	0-1-0		0-1-0		2-1-0		
0-0-0	0-0-0	0-0-0		NEUTRAL	0-0-0		0-0-0		0-0-0		
<hr/>											
4-2-0	0-0-0	0-0-0		CONFERENCE	0-0-0		0-1-0		4-1-0		
2-0-0	0-0-0	0-0-0		HOME	0-0-0		0-0-0		2-0-0		
2-2-0	0-0-0	0-0-0		AWAY	0-0-0		0-1-0		2-1-0		
0-0-0	0-0-0	0-0-0		NEUTRAL	0-0-0		0-0-0		0-0-0		
<hr/>											
RPI S	Opponent	Score	RPI S	Opponent	Score	RPI S	Opponent	Score	RPI S	Opponent	Score
			35 H	UNCW	0 1	71 H	Appalachian St.	1 0	119 A	Wake Forest	0 1
						89 A	East Carolina	0 2	145 H	Illinois St.	2 0
									146 A	Dayton	2 4
									151 A	Old Dominion	1 3
									158 A	Duquesne	0 1
									178 H	Massachusetts	2 1
									201 H	Saint Louis	1 0
									235 A	Davidson	2 1
									239 A	St. Bonaventure	5 0
									245 A	UMBC	3 2
									283 A	American	3 0
<hr/>											
LAST 10 GAMES											
	235 A	Davidson	2	1	239 A	St. Bonaventure	5	0			
	158 A	Duquesne	0	1	151 A	Old Dominion	1	3			
	201 H	Saint Louis	1	0	119 A	Wake Forest	0	1			
	178 H	Massachusetts	2	1	145 H	Illinois St.	2	0			
	146 A	Dayton	2	4	71 H	Appalachian St.	1	0			

Non-Div. I Games:

George Mason

Average RPI Win: 276		WON-LOST RECORD		WINNING PCT. RANK		LAST 10 GAMES		STRENGTH OF SCHEDULE		OPP. STRENGTH OF SCHEDULE		TEAM RPI		ADJ RPI		CONF. RPI		ADJ CONF. RPI	
DIV. I ONLY		8-5-1		.60714 105		7-2-1		213		285		168		.49856 168		27		27	
DIV. I NON-CONF.		3-3-0		.5 156		2-0-0		249		258		227		.46243 226		29		29	
TOTALS		RPI 1-25		RPI 26-50		W-L RECORDS		RPI 51-100		RPI 101-150		RPI 150+							
8-5-1		0-0-0		0-0-0		OVERALL		0-2-0		0-2-1		8-1-0							
5-0-0		0-0-0		0-0-0		HOME		0-0-0		0-0-0		5-0-0							
3-5-1		0-0-0		0-0-0		AWAY		0-2-0		0-2-1		3-1-0							
0-0-0		0-0-0		0-0-0		NEUTRAL		0-0-0		0-0-0		0-0-0							
3-3-0		0-0-0		0-0-0		NON-CONFERENCE		0-2-0		0-1-0		3-0-0							
1-0-0		0-0-0		0-0-0		HOME		0-0-0		0-0-0		1-0-0							
2-3-0		0-0-0		0-0-		AWAY		0-2-0		0-1-0		2-0-0							
0-0-0		0-0-0		0-0-0		NEUTRAL		0-0-0		0-0-0		0-0-0							
5-2-1		0-0-0		0-0-0		CONFERENCE		0-0-0		0-1-1		5-1-0							
4-0-0		0-0-0		0-0-0		HOME		0-0-0		0-0-0		4-0-0							
1-2-1		0-0-0		0-0-0		AWAY		0-0-0		0-1-1		1-1-0							
0-0-0		0-0-0		0-0-0		NEUTRAL		0-0-0		0-0-0		0-0-0							
RPI S	Opponent	Score		RPI S	Opponent	Score		RPI S	Opponent	Score		RPI S	Opponent	Score					
								62 A	Temple	1	2	111 A	Monmouth	1	2				
								93 A	Fairleigh Dickinson	1	2	126 A	Manhattan	0	0				
												133 A	Saint Joseph's	0	3				
												200 H	Niagara	1	0				
												212 H	Siena	2	0				
												221 A	Quinnipiac	2	0				
												256 A	Marist	0	1				
												301 A	Mt. St. Mary's	3	2				
												302 H	Delaware St.	3	0				
												322 H	Iona	2	0				
												323 A	NJIT	1	0				
												325 H	Saint Peter's	8	0				
LAST 10 GAMES																			
								126 A	Manhattan	0	0	325 H	Saint Peter's	8	0				
								200 H	Niagara	1	0	256 A	Marist	0	1				
								212 H	Siena	2	0	221 A	Quinnipiac	2	0				
								111 A	Monmouth	1	2	323 A	NJIT	1	0				
								322 H	Iona	2	0	302 H	Delaware St.	3	0				

Non-Div. I Games:

Rider



Average RPI Win: 220		WON-LOST	WINNING	LAST 10	STRENGTH OF		OPP. STRENGTH	TEAM	ADJ	CONF.	ADJ CONF.				
Average RPI Loss: 79		RECORD	PCT. RANK	GAMES	SCHEDULE		OF SCHEDULE	RPI	RPI	RPI	RPI				
DIV. I ONLY		7-6-3	.53125	152	2-6-2		209	102	169	.49852	169	9	8		
DIV. I NON-CONF.		5-4-2	.54545	153	0-4-1		179	142	157	.50834	158	8	8		
TOTALS		RPI 1-25	RPI 26-50		W-L RECORDS		RPI 51-100		RPI 101-150		RPI 150+				
7-6-3		0-1-0	0-2-0		OVERALL		0-1-1		2-1-1		5-1-1				
3-3-2		0-0-0	0-1-0		HOME		0-0-1		1-1-0		2-1-1				
4-3-1		0-1-0	0-1-0		AWAY		0-1-0		1-0-1		3-0-0				
0-0-0		0-0-0	0-0-0		NEUTRAL		0-0-0		0-0-0		0-0-0				
5-4-2		0-1-0	0-1-0		NON-CONFERENCE		0-1-1		1-0-1		4-1-0				
3-2-1		0-0-0	0-1-0		HOME		0-0-1		1-0-0		2-1-0				
2-2-1		0-1-0	0-0-		AWAY		0-1-0		0-0-1		2-0-0				
0-0-0		0-0-0	0-0-0		NEUTRAL		0-0-0		0-0-0		0-0-0				
2-2-1		0-0-0	0-1-0		CONFERENCE		0-0-0		1-1-0		1-0-1				
0-1-1		0-0-0	0-0-0		HOME		0-0-0		0-1-0		0-0-1				
2-1-0		0-0-0	0-1-0		AWAY		0-0-0		1-0-0		1-0-0				
0-0-0		0-0-0	0-0-0		NEUTRAL		0-0-0		0-0-0		0-0-0				
RPI S	Opponent	Score		RPI S	Opponent	Score		RPI S	Opponent	Score		RPI S	Opponent	Score	
17 A	California	0	2	26 H	Southern California	0	2	87 H	Cal Poly	1	1	103 H	UC Santa Barbara	2	0
				38 A	Loyola Marymount	1	2	90 A	UC Davis	0	1	112 A	Pepperdine	1	0
												132 H	Portland	0	1
												139 A	San Jose St.	1	1
												171 H	Boise St.	1	2
												187 H	Gonzaga	1	1
												192 A	San Diego	2	1
												240 H	Nevada	1	0
												288 H	Colorado St.	1	0
												289 A	Youngstown St.	1	0
												313 A	Green Bay	3	0
				LAST 10 GAMES											
				192 A	San Diego	2	1	90 A	UC Davis	0	1				
				187 H	Gonzaga	1	1	26 H	Southern California	0	2				
				132 H	Portland	0	1	171 H	Boise St.	1	2				
				112 A	Pepperdine	1	0	17 A	California	0	2				
				38 A	Loyola Marymount	1	2	139 A	San Jose St.	1	1				

Non-Div. I Games:

St. Mary's (CA)

Average RPI Win:		270	WON-LOST RECORD			WINNING PCT. RANK			LAST 10 GAMES			STRENGTH OF SCHEDULE			OPP. STRENGTH OF SCHEDULE			TEAM RPI			ADJ RPI			CONF. RPI			ADJ CONF. RPI		
DIV. I ONLY			9-3-2			.71429		47	7-1-2			309			192			175			.49845		170	22			21		
DIV. I NON-CONF.			3-3-2			.5		156	1-1-2			315			133			255			.43817		253	24			24		
TOTALS		RPI 1-25		RPI 26-50		W-L RECORDS		RPI 51-100		RPI 101-150		RPI 150+																	
9-3-2		0-0-0		0-0-1		OVERALL		0-1-1		0-1-0		9-1-0																	
4-1-2		0-0-0		0-0-1		HOME		0-0-1		0-0-0		4-1-0																	
5-2-0		0-0-0		0-0-0		AWAY		0-1-0		0-1-0		5-0-0																	
0-0-0		0-0-0		0-0-0		NEUTRAL		0-0-0		0-0-0		0-0-0																	
3-3-2		0-0-0		0-0-1		NON-CONFERENCE		0-1-1		0-1-0		3-1-0																	
1-1-2		0-0-0		0-0-1		HOME		0-0-1		0-0-0		1-1-0																	
2-2-0		0-0-0		0-0-		AWAY		0-1-0		0-1-0		2-0-0																	
0-0-0		0-0-0		0-0-0		NEUTRAL		0-0-0		0-0-0		0-0-0																	
6-0-0		0-0-0		0-0-0		CONFERENCE		0-0-0		0-0-0		6-0-0																	
3-0-0		0-0-0		0-0-0		HOME		0-0-0		0-0-0		3-0-0																	
3-0-0		0-0-0		0-0-0		AWAY		0-0-0		0-0-0		3-0-0																	
0-0-0		0-0-0		0-0-0		NEUTRAL		0-0-0		0-0-0		0-0-0																	
RPI	S	Opponent		Score		RPI	S	Opponent		Score		RPI	S	Opponent		Score		RPI	S	Opponent		Score		RPI	S	Opponent		Score	
						33	H	Wisconsin		1	1	75	H	Marquette		1	1	145	A	Illinois St.		1	3						
												96	A	Butler		0	1	179	H	Loyola Chicago		2	3						
																		207	A	Oakland		2	1						
																		215	A	Wright St.		1	0						
																		219	A	Cleveland St.		1	0						
																		234	H	Detroit		1	0						
																		289	H	Youngstown St.		4	0						
																		308	A	Northern Ill.		2	1						
																		313	H	Green Bay		3	1						
																		317	H	Western Ill.		1	0						
																		330	A	Chicago St.		9	0						
						LAST 10 GAMES																							
						234	H	Detroit		1	0	75	H	Marquette		1	1												
						219	A	Cleveland St.		1	0	179	H	Loyola Chicago		2	3												
						289	H	Youngstown St.		4	0	207	A	Oakland		2	1												
						313	H	Green Bay		3	1	330	A	Chicago St.		9	0												
						215	A	Wright St.		1	0	33	H	Wisconsin		1	1												

Non-Div. I Games:

Milwaukee

Average RPI Win: 177		WON-LOST	WINNING	LAST 10	STRENGTH OF		OPP. STRENGTH	TEAM	ADJ	CONF.	ADJ CONF.
Average RPI Loss: 128		RECORD	PCT. RANK	GAMES	SCHEDULE		OF SCHEDULE	RPI	RPI	RPI	RPI
DIV. I ONLY		6-8-3	.44118	199	5-4-1		126	138	170	.49823	171
DIV. I NON-CONF.		2-4-3	.38889	227	1-0-1		64	91	143	.5163	144
TOTALS		RPI 1-25	RPI 26-50		W-L RECORDS		RPI 51-100		RPI 101-150		RPI 150+
6-8-3	0-2-0	0-0-0		OVERALL		1-1-2		1-2-0		4-3-1	
4-4-1	0-1-0	0-0-0		HOME		1-0-1		1-1-0		2-2-0	
2-4-2	0-1-0	0-0-0		AWAY		0-1-1		0-1-0		2-1-1	
0-0-0	0-0-0	0-0-0		NEUTRAL		0-0-0		0-0-0		0-0-0	
2-4-3	0-2-0	0-0-0		NON-CONFERENCE		0-1-2		1-1-0		1-0-1	
1-2-1	0-1-0	0-0-0		HOME		0-0-1		1-1-0		0-0-0	
1-2-2	0-1-0	0-0-0		AWAY		0-1-1		0-0-0		1-0-1	
0-0-0	0-0-0	0-0-0		NEUTRAL		0-0-0		0-0-0		0-0-0	
4-4-0	0-0-0	0-0-0		CONFERENCE		1-0-0		0-1-0		3-3-0	
3-2-0	0-0-0	0-0-0		HOME		1-0-0		0-0-0		2-2-0	
1-2-0	0-0-0	0-0-0		AWAY		0-0-0		0-1-0		1-1-0	
0-0-0	0-0-0	0-0-0		NEUTRAL		0-0-0		0-0-0		0-0-0	
RPI S	Opponent	Score		RPI S	Opponent	Score		RPI S	Opponent	Score	
19 A	Ole Miss	0	4					54 H	San Diego St.	2	1
24 H	Washington St.	1	2					68 A	Samford	0	2
								74 A	San Francisco	0	0
								77 H	Utah	1	1
								118 H	Idaho	1	0
								139 A	San Jose St.	1	2
								144 H	Weber St.	2	3
								169 A	St. Mary's (CA)	2	1
								174 H	New Mexico	1	2
								181 H	UNLV	4	0
								203 H	Colorado Col.	0	2
								240 A	Nevada	3	1
								249 A	Fresno St.	1	4
								297 H	Air Force	2	1
								305 A	Idaho St.	1	1
				LAST 10 GAMES							
				297 H	Air Force	2	1	139 A	San Jose St.	1	2
				203 H	Colorado Col.	0	2	174 H	New Mexico	1	2
				240 A	Nevada	3	1	54 H	San Diego St.	2	1
				181 H	UNLV	4	0	74 A	San Francisco	0	0
				249 A	Fresno St.	1	4	169 A	St. Mary's (CA)	2	1

Non-Div. I Games:

Boise St.

Average RPI Win:		266	WON-LOST RECORD		WINNING PCT. RANK		LAST 10 GAMES		STRENGTH OF SCHEDULE		OPP. STRENGTH OF SCHEDULE		TEAM RPI		ADJ RPI		CONF. RPI		ADJ CONF. RPI		
DIV. I ONLY			5-4-3	.54167	141	3-4-3			184		202		171		.49811		172	30		29	
DIV. I NON-CONF.			4-2-2	.625	93	2-2-2			95		159		74		.55942		75	28		28	
TOTALS		RPI 1-25		RPI 26-50			W-L RECORDS			RPI 51-100			RPI 101-150			RPI 150+					
5-4-3		0-2-0		0-0-0			OVERALL			0-1-1			0-0-0			5-1-2					
2-1-1		0-1-0		0-0-0			HOME			0-0-1			0-0-0			2-0-0					
2-2-1		0-0-0		0-0-0			AWAY			0-1-0			0-0-0			2-1-1					
1-1-1		0-1-0		0-0-0			NEUTRAL			0-0-0			0-0-0			1-0-1					
4-2-2		0-2-0		0-0-0			NON-CONFERENCE			0-0-1			0-0-0			4-0-1					
1-1-1		0-1-0		0-0-0			HOME			0-0-1			0-0-0			1-0-0					
2-0-0		0-0-0		0-0-			AWAY			0-0-0			0-0-0			2-0-0					
1-1-1		0-1-0		0-0-0			NEUTRAL			0-0-0			0-0-0			1-0-1					
1-2-1		0-0-0		0-0-0			CONFERENCE			0-1-0			0-0-0			1-1-1					
1-0-0		0-0-0		0-0-0			HOME			0-0-0			0-0-0			1-0-0					
0-2-1		0-0-0		0-0-0			AWAY			0-1-0			0-0-0			0-1-1					
0-0-0		0-0-0		0-0-0			NEUTRAL			0-0-0			0-0-0			0-0-0					
RPI	S	Opponent		Score		RPI	S	Opponent		Score		RPI	S	Opponent		Score					
6	H	UConn		1	2							83	H	Boston U.		1	1				
23	N	Hofstra		0	4							93	A	Fairleigh Dickinson		0	1				

Non-Div. I Games:

Central Conn. St.

Average RPI Win: 281		WON-LOST	WINNING	LAST 10	STRENGTH OF		OPP. STRENGTH	TEAM	ADJ		CONF.	ADJ CONF.	
Average RPI Loss: 110		RECORD	PCT. RANK	GAMES	SCHEDULE		OF SCHEDULE	RPI	RPI		RPI	RPI	
DIV. I ONLY		9-2-4	.73333	37	5-1-4		305	281	172	.49778	173	23	23
DIV. I NON-CONF.		6-2-1	.72222	50	2-1-1		306	302	195	.48277	195	22	22
TOTALS		RPI 1-25	RPI 26-50		W-L RECORDS		RPI 51-100		RPI 101-150		RPI 150+		
9-2-4		0-0-0	0-0-0		OVERALL		0-1-0		0-1-0		9-0-4		
5-1-3		0-0-0	0-0-0		HOME		0-0-0		0-1-0		5-0-3		
4-1-1		0-0-0	0-0-0		AWAY		0-1-0		0-0-0		4-0-1		
0-0-0		0-0-0	0-0-0		NEUTRAL		0-0-0		0-0-0		0-0-0		
6-2-1		0-0-0	0-0-0		NON-CONFERENCE		0-1-0		0-1-0		6-0-1		
4-1-1		0-0-0	0-0-0		HOME		0-0-0		0-1-0		4-0-1		
2-1-0		0-0-0	0-0-		AWAY		0-1-0		0-0-0		2-0-0		
0-0-0		0-0-0	0-0-0		NEUTRAL		0-0-0		0-0-0		0-0-0		
3-0-3		0-0-0	0-0-0		CONFERENCE		0-0-0		0-0-0		3-0-3		
1-0-2		0-0-0	0-0-0		HOME		0-0-0		0-0-0		1-0-2		
2-0-1		0-0-0	0-0-0		AWAY		0-0-0		0-0-0		2-0-1		
0-0-0		0-0-0	0-0-0		NEUTRAL		0-0-0		0-0-0		0-0-0		
RPI	S	Opponent	Score	RPI	S	Opponent	Score	RPI	S	Opponent	Score		
				93 A Fairleigh Dickinson 0 1				126 H Manhattan 0 1					
								186 H Yale 1 1					
								188 H Maine 1 1					
								212 H Siena 4 1					
								224 H Stony Brook 1 0					
								225 H Vermont 1 1					
								245 A UMBC 1 1					
								246 A Albany (NY) 2 1					
								276 A Binghamton 1 0					
								300 H Sacred Heart 1 0					
								309 H Bryant 5 0					
								319 A Wagner 1 0					
								322 A Iona 6 0					
								323 H NJIT 1 0					
LAST 10 GAMES													
246 A Albany (NY) 2 1				188 H Maine 1 1									
225 H Vermont 1 1				93 A Fairleigh Dickinson 0 1									
245 A UMBC 1 1				319 A Wagner 1 0									
276 A Binghamton 1 0				186 H Yale 1 1									
224 H Stony Brook 1 0				309 H Bryant 5 0									

Non-Div. I Games:

Hartford

Average RPI Win: 239		WON-LOST RECORD		WINNING PCT. RANK		LAST 10 GAMES		STRENGTH OF SCHEDULE		OPP. STRENGTH OF SCHEDULE		TEAM RPI		ADJ RPI		CONF. RPI		ADJ CONF. RPI					
DIV. I ONLY		7-7-1		.5		158		5-4-1		185		108		174		.49759		174		18		18	
DIV. I NON-CONF.		2-5-0		.28571		265		0-2-0		138		9		209		.47427		209		17		16	
TOTALS		RPI 1-25		RPI 26-50		W-L RECORDS		RPI 51-100		RPI 101-150		RPI 150+											
7-7-1		0-1-0		0-3-0		OVERALL		0-0-0		0-2-0		7-1-1											
3-4-0		0-1-0		0-1-0		HOME		0-0-0		0-1-0		3-1-0											
4-3-1		0-0-0		0-2-0		AWAY		0-0-0		0-1-0		4-0-1											
0-0-0		0-0-0		0-0-0		NEUTRAL		0-0-0		0-0-0		0-0-0											
2-5-0		0-1-0		0-3-0		NON-CONFERENCE		0-0-0		0-1-0		2-0-0											
1-2-0		0-1-0		0-1-0		HOME		0-0-0		0-0-0		1-0-0											
1-3-0		0-0-0		0-0-		AWAY		0-0-0		0-1-0		1-0-0											
0-0-0		0-0-0		0-0-0		NEUTRAL		0-0-0		0-0-0		0-0-0											
5-2-1		0-0-0		0-0-0		CONFERENCE		0-0-0		0-1-0		5-1-1											
2-2-0		0-0-0		0-0-0		HOME		0-0-0		0-1-0		2-1-0											
3-0-1		0-0-0		0-0-0		AWAY		0-0-0		0-0-0		3-0-1											
0-0-0		0-0-0		0-0-0		NEUTRAL		0-0-0		0-0-0		0-0-0											
RPI	S	Opponent		Score		RPI	S	Opponent		Score		RPI	S	Opponent		Score							
1	H	Florida St.		1	3	27	A	Minnesota		0	1	110	A	Colorado		0	4						
						34	H	Texas Tech		0	1	139	H	San Jose St.		1	2						
						43	A	Michigan St.		0	1	161	A	Utah St.		1	0						
												171	A	Boise St.		2	1						
												181	H	UNLV		1	3						
												218	A	Wyoming		0	0						
												240	H	Nevada		1	0						
												249	H	Fresno St.		5	1						
												261	A	New Mexico St.		1	0						
												288	A	Colorado St.		2	1						
												305	H	Idaho St.		4	1						
LAST 10 GAMES																							
						249	H	Fresno St.		5	1	240	H	Nevada		1	0						
						139	H	San Jose St.		1	2	171	A	Boise St.		2	1						
						288	A	Colorado St.		2	1	161	A	Utah St.		1	0						
						218	A	Wyoming		0	0	43	A	Michigan St.		0	1						
						181	H	UNLV		1	3	27	A	Minnesota		0	1						

Non-Div. I Games:

New Mexico

Average RPI Win:		71	WON-LOST		WINNING		LAST 10		STRENGTH OF		OPP. STRENGTH		TEAM	ADJ		CONF.	ADJ CONF.							
Average RPI Loss:		70	RECORD		PCT. RANK		GAMES		SCHEDULE		OF SCHEDULE		RPI	RPI		RPI	RPI							
DIV. I ONLY			3-10-1		.25		296		3-7-0		51		24		177		.49756		175		3		3	
DIV. I NON-CONF.			1-4-1		.25		277		1-1-0		14		26		145		.51659		143		3		3	
TOTALS		RPI 1-25		RPI 26-50				W-L RECORDS				RPI 51-100				RPI 101-150				RPI 150+				
3-10-1		1-2-0		0-3-0				OVERALL				1-2-0				1-3-1				0-0-0				
2-4-0		1-2-0		0-0-0				HOME				0-0-0				1-2-0				0-0-0				
1-6-1		0-0-0		0-3-0				AWAY				1-2-0				0-1-1				0-0-0				
0-0-0		0-0-0		0-0-0				NEUTRAL				0-0-0				0-0-0				0-0-0				
1-4-1		0-1-0		0-1-0				NON-CONFERENCE				1-1-0				0-1-1				0-0-0				
0-1-0		0-1-0		0-0-0				HOME				0-0-0				0-0-0				0-0-0				
1-3-1		0-0-0		0-0-				AWAY				1-1-0				0-1-1				0-0-0				
0-0-0		0-0-0		0-0-0				NEUTRAL				0-0-0				0-0-0				0-0-0				
2-6-0		1-1-0		0-2-0				CONFERENCE				0-1-0				1-2-0				0-0-0				
2-3-0		1-1-0		0-0-0				HOME				0-0-0				1-2-0				0-0-0				
0-3-0		0-0-0		0-2-0				AWAY				0-1-0				0-0-0				0-0-0				
0-0-0		0-0-0		0-0-0				NEUTRAL				0-0-0				0-0-0				0-0-0				
RPI	S	Opponent		Score		RPI	S	Opponent		Score		RPI	S	Opponent		Score		RPI	S	Opponent		Score		
2	H	Clemson		0	1	34	A	Texas Tech		1	2	60	A	Tennessee		0	1	119	A	Wake Forest		0	4	
22	H	Texas A&M		2	1	45	A	LSU		3	4	68	A	Samford		1	0	120	A	High Point		0	0	
25	H	South Carolina		1	3	50	A	Missouri		0	2	85	A	Oklahoma St.		0	4	122	H	Mississippi St.		2	0	

Average RPI Win:	223	WON-LOST RECORD	WINNING PCT. RANK	LAST 10 GAMES	STRENGTH OF SCHEDULE	OPP. STRENGTH OF SCHEDULE	TEAM RPI	ADJ RPI	CONF. RPI	ADJ CONF. RPI				
DIV. I ONLY	11-6-0	.64706	82	7-3-0	263	224	167	.49715	176	19	19			
DIV. I NON-CONF.	5-5-0	.5	156	1-2-0	200	279	202	.47712	205	18	18			
<hr/>														
TOTALS	RPI 1-25	RPI 26-50		W-L RECORDS		RPI 51-100		RPI 101-150		RPI 150+				
11-6-0	0-0-0	0-0-0		OVERALL		1-1-0		1-0-0		9-5-0				
5-2-0	0-0-0	0-0-0		HOME		1-1-0		1-0-0		3-1-0				
4-4-0	0-0-0	0-0-0		AWAY		0-0-0		0-0-0		4-4-0				
2-0-0	0-0-0	0-0-0		NEUTRAL		0-0-0		0-0-0		2-0-0				
<hr/>														
5-5-0	0-0-0	0-0-0		NON-CONFERENCE		1-1-0		0-0-0		4-4-0				
2-2-0	0-0-0	0-0-0		HOME		1-1-0		0-0-0		1-1-0				
1-3-0	0-0-0	0-0-		AWAY		0-0-0		0-0-0		1-3-0				
2-0-0	0-0-0	0-0-0		NEUTRAL		0-0-0		0-0-0		2-0-0				
<hr/>														
6-1-0	0-0-0	0-0-0		CONFERENCE		0-0-0		1-0-0		5-1-0				
3-0-0	0-0-0	0-0-0		HOME		0-0-0		1-0-0		2-0-0				
3-1-0	0-0-0	0-0-0		AWAY		0-0-0		0-0-0		3-1-0				
0-0-0	0-0-0	0-0-0		NEUTRAL		0-0-0		0-0-0		0-0-0				
<hr/>														
RPI S	Opponent	Score	RPI S	Opponent	Score	RPI S	Opponent	Score	RPI S	Opponent	Score			
						78 H	Pittsburgh	1 0	144 H	Weber St.	1 0			
						93 H	Fairleigh Dickinson	0 2	153 A	Creighton	0 3			
									163 A	Southern Utah	0 1			
									189 H	Montana	3 2			
									196 A	Northern Ariz.	2 1			
									203 A	Colorado Col.	0 1			
									218 N	Wyoming	3 1			
									242 H	Drake	2 1			
									248 A	Southeast Mo. St.	1 0			
									265 A	Portland St.	1 0			
									266 A	Sacramento St.	2 1			
									280 A	Omaha	0 1			
									288 H	Colorado St.	1 3			
									297 N	Air Force	1 0			
									305 H	Idaho St.	3 0			
<hr/>														
			LAST 10 GAMES											
			265 A Portland St.			1 0			305 H Idaho St.			3 0		
			266 A Sacramento St.			2 1			189 H Montana			3 2		
			163 A Southern Utah			0 1			280 A Omaha			0 1		
			196 A Northern Ariz.			2 1			153 A Creighton			0 3		
			144 H Weber St.			1 0			218 N Wyoming			3 1		

**Non-Div. I Games:**

Northern Colo.



Average RPI Win:	183	WON-LOST RECORD	WINNING PCT. RANK	LAST 10 GAMES	STRENGTH OF SCHEDULE	OPP. STRENGTH OF SCHEDULE	TEAM RPI	ADJ RPI	CONF. RPI	ADJ CONF. RPI		
DIV. I ONLY		6-6-3	.5	158	3-4-3	168	152	176	.49675	177	15	15
DIV. I NON-CONF.		5-3-1	.61111	101	2-1-1	126	185	96	.54218	96	15	15
<hr/>												
TOTALS	RPI 1-25	RPI 26-50		W-L RECORDS		RPI 51-100		RPI 101-150		RPI 150+		
6-6-3	0-0-0	0-1-0		OVERALL		1-1-0		2-2-2		3-2-1		
3-0-3	0-0-0	0-0-0		HOME		0-0-0		1-0-2		2-0-1		
3-6-0	0-0-0	0-1-0		AWAY		1-1-0		1-2-0		1-2-0		
0-0-0	0-0-0	0-0-0		NEUTRAL		0-0-0		0-0-0		0-0-0		
5-3-1	0-0-0	0-1-0		NON-CONFERENCE		1-0-0		2-1-1		2-1-0		
2-0-1	0-0-0	0-0-0		HOME		0-0-0		1-0-1		1-0-0		
3-3-0	0-0-0	0-0-		AWAY		1-0-0		1-1-0		1-1-0		
0-0-0	0-0-0	0-0-0		NEUTRAL		0-0-0		0-0-0		0-0-0		
1-3-2	0-0-0	0-0-0		CONFERENCE		0-1-0		0-1-1		1-1-1		
1-0-2	0-0-0	0-0-0		HOME		0-0-0		0-0-1		1-0-1		
0-3-0	0-0-0	0-0-0		AWAY		0-1-0		0-1-0		0-1-0		
0-0-0	0-0-0	0-0-0		NEUTRAL		0-0-0		0-0-0		0-0-0		
RPI	S	Opponent	Score	RPI	S	Opponent	Score	RPI	S	Opponent	Score	
				46	A	Princeton	0 2					
								62	A	Temple	3 2	
								83	A	Boston U.	0 3	
										111	H Monmouth	2 2
										129	A La Salle	1 2
										131	A Penn	1 0
										133	H Saint Joseph's	3 2
										136	A Navy	0 1
										147	H Colgate	0 0
										193	H Loyola Maryland	2 1
										229	A Army West Point	0 2
										256	A Marist	1 2
										276	A Binghamton	4 0
										277	H Holy Cross	0 0
										301	H Mt. St. Mary's	7 0
LAST 10 GAMES												
				83	A	Boston U.	0 3	136	A	Navy	0 1	
				46	A	Princeton	0 2	147	H	Colgate	0 0	
				193	H	Loyola Maryland	2 1	277	H	Holy Cross	0 0	
				131	A	Penn	1 0	133	H	Saint Joseph's	3 2	
				229	A	Army West Point	0 2	111	H	Monmouth	2 2	

**Non-Div. I Games:**

Lehigh

Average RPI Win:	199	WON-LOST RECORD		WINNING PCT. RANK		LAST 10 GAMES		STRENGTH OF SCHEDULE		OPP. STRENGTH OF SCHEDULE		TEAM RPI		ADJ RPI		CONF. RPI		ADJ CONF. RPI	
Average RPI Loss:	102																		
DIV. I ONLY		6-5-3		.53571	142	6-3-1		223		113		179		.49633	178	14		14	
DIV. I NON-CONF.		3-3-2		.5	156	3-1-0		212		74		176		.49735	173	14		14	
<hr/>																			
TOTALS		RPI 1-25		RPI 26-50		W-L RECORDS		RPI 51-100		RPI 101-150		RPI 150+							
6-5-3		0-1-0		0-0-0		OVERALL		1-2-0		1-0-0		4-2-3							
6-1-1		0-0-0		0-0-0		HOME		1-1-0		1-0-0		4-0-1							
0-4-1		0-1-0		0-0-0		AWAY		0-1-0		0-0-0		0-2-1							
0-0-1		0-0-0		0-0-0		NEUTRAL		0-0-0		0-0-0		0-0-1							
<hr/>																			
3-3-2		0-1-0		0-0-0		NON-CONFERENCE		1-1-0		0-0-0		2-1-2							
3-1-0		0-0-0		0-0-0		HOME		1-1-0		0-0-0		2-0-0							
0-2-1		0-1-0		0-0-		AWAY		0-0-0		0-0-0		0-1-1							
0-0-1		0-0-0		0-0-0		NEUTRAL		0-0-0		0-0-0		0-0-1							
<hr/>																			
3-2-1		0-0-0		0-0-0		CONFERENCE		0-1-0		1-0-0		2-1-1							
3-0-1		0-0-0		0-0-0		HOME		0-0-0		1-0-0		2-0-1							
0-2-0		0-0-0		0-0-0		AWAY		0-1-0		0-0-0		0-1-0							
0-0-0		0-0-0		0-0-0		NEUTRAL		0-0-0		0-0-0		0-0-0							
<hr/>																			
RPI	S	Opponent		Score		RPI	S	Opponent		Score		RPI	S	Opponent		Score			
5	A	Rutgers		0 1															

Non-Div. I Games:

Massachusetts

Average RPI Win: 190		WON-LOST	WINNING	LAST 10	STRENGTH OF		OPP. STRENGTH	TEAM	ADJ	CONF.	ADJ CONF.
Average RPI Loss: 168		RECORD	PCT. RANK	GAMES	SCHEDULE		OF SCHEDULE	RPI	RPI	RPI	RPI
DIV. I ONLY		6-6-4	.5	158	3-4-3		171	162	178	.49532	179
DIV. I NON-CONF.		5-5-2	.5	156	2-3-1		148	161	162	.50466	162
TOTALS		RPI 1-25	RPI 26-50		W-L RECORDS		RPI 51-100		RPI 101-150		RPI 150+
6-6-4		0-0-0	0-1-0		OVERALL		0-0-2		2-1-0		4-4-2
3-2-1		0-0-0	0-0-0		HOME		0-0-1		1-0-0		2-2-0
2-3-3		0-0-0	0-1-0		AWAY		0-0-1		1-1-0		1-1-2
1-1-0		0-0-0	0-0-0		NEUTRAL		0-0-0		0-0-0		1-1-0
5-5-2		0-0-0	0-1-0		NON-CONFERENCE		0-0-2		1-0-0		4-4-0
2-2-1		0-0-0	0-0-0		HOME		0-0-1		0-0-0		2-2-0
2-2-1		0-0-0	0-0-		AWAY		0-0-1		1-0-0		1-1-0
1-1-0		0-0-0	0-0-0		NEUTRAL		0-0-0		0-0-0		1-1-0
1-1-2		0-0-0	0-0-0		CONFERENCE		0-0-0		1-1-0		0-0-2
1-0-0		0-0-0	0-0-0		HOME		0-0-0		1-0-0		0-0-0
0-1-2		0-0-0	0-0-0		AWAY		0-0-0		0-1-0		0-0-2
0-0-0		0-0-0	0-0-0		NEUTRAL		0-0-0		0-0-0		0-0-0
RPI	S	Opponent	Score	RPI	S	Opponent	Score	RPI	S	Opponent	Score
				33	A	Wisconsin	1 4	56	H	DePaul	0 0
								89	A	East Carolina	0 0
								145	A	Illinois St.	1 2
								148	A	UNCG	3 2
								150	H	Missouri St.	3 0
								157	A	Valparaiso	1 3
								170	A	Milwaukee	3 2
								182	N	South Dakota St.	2 1
								196	N	Northern Ariz.	0 3
								223	H	Eastern Mich.	0 1
								229	H	Army West Point	1 0
								242	A	Drake	0 0
								251	H	Ill.-Chicago	2 3
								263	H	Saint Francis (PA)	2 0
								279	A	Evansville	0 0
LAST 10 GAMES											
				242	A	Drake	0 0	279	A	Evansville	0 0
				157	A	Valparaiso	1 3	170	A	Milwaukee	3 2
				251	H	Ill.-Chicago	2 3	56	H	DePaul	0 0
				150	H	Missouri St.	3 0	196	N	Northern Ariz.	0 3
				145	A	Illinois St.	1 2	182	N	South Dakota St.	2 1

Non-Div. I Games:

Loyola Chicago

Average RPI Win: 266		WON-LOST RECORD	WINNING PCT. RANK		LAST 10 GAMES	STRENGTH OF SCHEDULE	OPP. STRENGTH OF SCHEDULE	TEAM RPI	ADJ RPI		CONF. RPI	ADJ CONF. RPI
Average RPI Loss: 146												
DIV. I ONLY		10-5-1	.65625	71	5-4-1	274	261	180	.49449	180	26	26
DIV. I NON-CONF.		6-3-0	.66667	77	1-2-0	235	250	154	.5105	154	27	27
<hr/>												
TOTALS		RPI 1-25		RPI 26-50		W-L RECORDS		RPI 51-100		RPI 101-150		RPI 150+
10-5-1		0-0-0		0-0-0		OVERALL		0-1-1		0-3-0		10-1-0
5-2-1		0-0-0		0-0-0		HOME		0-1-1		0-1-0		5-0-0
5-3-0		0-0-0		0-0-0		AWAY		0-0-0		0-2-0		5-1-0
0-0-0		0-0-0		0-0-0		NEUTRAL		0-0-0		0-0-0		0-0-0
6-3-0		0-0-0		0-0-0		NON-CONFERENCE		0-1-0		0-2-0		6-0-0
4-1-0		0-0-0		0-0-0		HOME		0-1-0		0-0-0		4-0-0
2-2-0		0-0-0		0-0-		AWAY		0-0-0		0-2-0		2-0-0
0-0-0		0-0-0		0-0-0		NEUTRAL		0-0-0		0-0-0		0-0-0
4-2-1		0-0-0		0-0-0		CONFERENCE		0-0-1		0-1-0		4-1-0
1-1-1		0-0-0		0-0-0		HOME		0-0-1		0-1-0		1-0-0
3-1-0		0-0-0		0-0-0		AWAY		0-0-0		0-0-0		3-1-0
0-0-0		0-0-0		0-0-0		NEUTRAL		0-0-0		0-0-0		0-0-0
RPI	S	Opponent	Score	RPI	S	Opponent	Score	RPI	S	Opponent	Score	
						67 H Seattle	0 0			128 A Arkansas	0 1	
						85 H Oklahoma St.	1 2			138 H Utah Valley	0 1	
										150 A Missouri St.	1 2	
										153 H Creighton	2 1	
										182 H South Dakota St.	3 1	
										231 A Grand Canyon	1 2	
										242 A Drake	1 0	
										254 H UT Martin	4 1	
										261 A New Mexico St.	4 1	
										285 A CSU Bakersfield	3 2	
										316 A UTRGV	1 0	
										317 A Western Ill.	2 0	
										321 H Eastern Ill.	1 0	
										330 H Chicago St.	6 0	
<hr/>												
LAST 10 GAMES												
						261 A New Mexico St.	4 1			138 H Utah Valley	0 1	
						316 A UTRGV	1 0			330 H Chicago St.	6 0	
						231 A Grand Canyon	1 2			85 H Oklahoma St.	1 2	
						285 A CSU Bakersfield	3 2			321 H Eastern Ill.	1 0	
						67 H Seattle	0 0			128 A Arkansas	0 1	

Non-Div. I Games:

UMKC

Average RPI Win:	228	WON-LOST RECORD	WINNING PCT. RANK	LAST 10 GAMES	STRENGTH OF SCHEDULE	OPP. STRENGTH OF SCHEDULE	TEAM RPI	ADJ RPI	CONF. RPI	ADJ CONF. RPI	
DIV. I ONLY		8-9-0	.47059 178	5-5-0	143	200	181	.49319 181	18	18	
DIV. I NON-CONF.		5-4-0	.55556 135	2-0-0	97	195	103	.53871 102	17	16	
<hr/>											
TOTALS	RPI 1-25	RPI 26-50		W-L RECORDS	RPI 51-100		RPI 101-150		RPI 150+		
8-9-0	0-1-0	0-2-0		OVERALL	0-2-0		1-0-0		7-4-0		
6-4-0	0-0-0	0-1-0		HOME	0-0-0		1-0-0		5-3-0		
2-5-0	0-1-0	0-1-0		AWAY	0-2-0		0-0-0		2-1-0		
0-0-0	0-0-0	0-0-0		NEUTRAL	0-0-0		0-0-0		0-0-0		
5-4-0	0-1-0	0-2-0		NON-CONFERENCE	0-1-0		1-0-0		4-0-0		
4-1-0	0-0-0	0-1-0		HOME	0-0-0		1-0-0		3-0-0		
1-3-0	0-1-0	0-0-		AWAY	0-1-0		0-0-0		1-0-0		
0-0-0	0-0-0	0-0-0		NEUTRAL	0-0-0		0-0-0		0-0-0		
3-5-0	0-0-0	0-0-0		CONFERENCE	0-1-0		0-0-0		3-4-0		
2-3-0	0-0-0	0-0-0		HOME	0-0-0		0-0-0		2-3-0		
1-2-0	0-0-0	0-0-0		AWAY	0-1-0		0-0-0		1-1-0		
0-0-0	0-0-0	0-0-0		NEUTRAL	0-0-0		0-0-0		0-0-0		
RPI S	Opponent	Score	RPI S	Opponent	Score	RPI S	Opponent	Score	RPI S	Opponent	Score
18 A	BYU	0 2	37 A	Cal St. Fullerton	0 1	54 A	San Diego St.	0 3	138 H	Utah Valley	4 3
			49 H	North Texas	0 1	86 A	Arizona St.	0 6	161 H	Utah St.	3 0
									171 A	Boise St.	0 4
									174 A	New Mexico	3 1
									196 A	Northern Ariz.	1 0
									203 H	Colorado Col.	1 2
									218 H	Wyoming	1 2
									260 H	Hawaii	3 1
									288 H	Colorado St.	3 0
									290 H	A&M-Corpus Christi	1 0
									297 H	Air Force	0 2
									316 H	UTRGV	4 1
<hr/>											
LAST 10 GAMES											
288 H Colorado St.			3 0	54 A San Diego St.			0 3				
218 H Wyoming			1 2	203 H Colorado Col.			1 2				
161 H Utah St.			3 0	297 H Air Force			0 2				
171 A Boise St.			0 4	316 H UTRGV			4 1				
174 A New Mexico			3 1	260 H Hawaii			3 1				

**Non-Div. I Games:**

UNLV

Average RPI Win: 278		WON-LOST	WINNING	LAST 10	STRENGTH OF	OPP. STRENGTH	TEAM	ADJ	CONF.	ADJ CONF.		
Average RPI Loss: 152		RECORD	PCT. RANK	GAMES	SCHEDULE	OF SCHEDULE	RPI	RPI	RPI	RPI		
DIV. I ONLY		8-4-2	.64286	86	6-2-2	268	266	183	.49272	182	29	30
DIV. I NON-CONF.		5-4-1	.55	148	3-2-1	228	230	188	.48688	188	30	30
<hr/>												
TOTALS		RPI 1-25		RPI 26-50		W-L RECORDS		RPI 51-100		RPI 101-150		RPI 150+
8-4-2		0-0-0		0-0-0		OVERALL		0-1-1		0-0-0		8-3-1
5-1-1		0-0-0		0-0-0		HOME		0-0-0		0-0-0		5-1-1
3-2-1		0-0-0		0-0-0		AWAY		0-1-1		0-0-0		3-1-0
0-1-0		0-0-0		0-0-0		NEUTRAL		0-0-0		0-0-0		0-1-0
5-4-1		0-0-0		0-0-0		NON-CONFERENCE		0-1-1		0-0-0		5-3-0
3-1-0		0-0-0		0-0-0		HOME		0-0-0		0-0-0		3-1-0
2-2-1		0-0-0		0-0-		AWAY		0-1-1		0-0-0		2-1-0
0-1-0		0-0-0		0-0-0		NEUTRAL		0-0-0		0-0-0		0-1-0
3-0-1		0-0-0		0-0-0		CONFERENCE		0-0-0		0-0-0		3-0-1
2-0-1		0-0-0		0-0-0		HOME		0-0-0		0-0-0		2-0-1
1-0-0		0-0-0		0-0-0		AWAY		0-0-0		0-0-0		1-0-0
0-0-0		0-0-0		0-0-0		NEUTRAL		0-0-0		0-0-0		0-0-0
RPI	S	Opponent	Score	RPI	S	Opponent	Score	RPI	S	Opponent	Score	
						58 A Kansas	0 3			153 A Creighton	1 0	
						75 A Marquette	1 1			165 H North Dakota St.	0 0	
										179 N Loyola Chicago	1 2	
										180 A UMKC	1 3	
										190 H Iowa St.	0 1	
										242 A Drake	2 1	
										280 H Omaha	1 0	
										294 H UNI	1 0	
										306 H North Dakota	1 0	
										307 H South Dakota	2 0	
										313 H Green Bay	2 1	
										326 A Denver	1 0	
<hr/>												
LAST 10 GAMES												
						165 H North Dakota St.	0 0			306 H North Dakota	1 0	
						307 H South Dakota	2 0			294 H UNI	1 0	
						326 A Denver	1 0			75 A Marquette	1 1	
						280 H Omaha	1 0			179 N Loyola Chicago	1 2	
						58 A Kansas	0 3			153 A Creighton	1 0	

Non-Div. I Games:

South Dakota St.

Average RPI Win: 272		WON-LOST RECORD		WINNING PCT. RANK		LAST 10 GAMES		STRENGTH OF SCHEDULE		OPP. STRENGTH OF SCHEDULE		TEAM RPI		ADJ RPI		CONF. RPI		ADJ CONF. RPI							
DIV. I ONLY		6-7-4		.47059 178		2-5-3		174		117		182		.49203 183		7		7							
DIV. I NON-CONF.		6-2-2		.7 59		2-0-1		277		221		160		.50674 160		7		7							
TOTALS		RPI 1-25		RPI 26-50		W-L RECORDS		RPI 51-100		RPI 101-150		RPI 150+													
6-7-4		0-1-0		0-3-0		OVERALL		0-1-1		0-1-3		6-1-0													
2-2-2		0-1-0		0-1-0		HOME		0-0-0		0-0-2		2-0-0													
2-5-2		0-0-0		0-2-0		AWAY		0-1-1		0-1-1		2-1-0													
2-0-0		0-0-0		0-0-0		NEUTRAL		0-0-0		0-0-0		2-0-0													
6-2-2		0-0-0		0-1-0		NON-CONFERENCE		0-0-0		0-0-2		6-1-0													
2-0-2		0-0-0		0-0-0		HOME		0-0-0		0-0-2		2-0-0													
2-2-0		0-0-0		0-0-		AWAY		0-0-0		0-0-0		2-1-0													
2-0-0		0-0-0		0-0-0		NEUTRAL		0-0-0		0-0-0		2-0-0													
0-5-2		0-1-0		0-2-0		CONFERENCE		0-1-1		0-1-1		0-0-0													
0-2-0		0-1-0		0-1-0		HOME		0-0-0		0-0-0		0-0-0													
0-3-2		0-0-0		0-1-0		AWAY		0-1-1		0-1-1		0-0-0													
0-0-0		0-0-0		0-0-0		NEUTRAL		0-0-0		0-0-0		0-0-0													
RPI	S	Opponent		Score		RPI	S	Opponent		Score		RPI	S	Opponent		Score									
23	H	Hofstra		1 2		30	A	St. John's (NY)		0 1		66	A	James Madison		1 2		114	A	Drexel		1 3			
						35	A	UNCW		0 8		79	A	Delaware		1 1		120	H	High Point		2 2			
						44	H	Northeastern		2 3								131	H	Penn		0 0			
																		143	A	Col. of Charleston		0 0			
																		185	A	Bucknell		0 1			
																		193	N	Loyola Maryland		1 0			
																		263	H	Saint Francis (PA)		2 1			
																		264	H	Villanova		1 0			
																		286	A	Fairfield		2 0			
																		301	N	Mt. St. Mary's		4 0			
																		322	A	Iona		1 0			
						LAST 10 GAMES																			
						35	A	UNCW		0 8		114	A	Drexel		1 3									
						143	A	Col. of Charleston		0 0		66	A	James Madison		1 2									
						44	H	Northeastern		2 3		131	H	Penn		0 0									
						23	H	Hofstra		1 2		263	H	Saint Francis (PA)		2 1									
						79	A	Delaware		1 1		193	N	Loyola Maryland		1 0									

Non-Div. I Games:

Towson

Average RPI Win: 239		WON-LOST RECORD	WINNING PCT. RANK	LAST 10 GAMES	STRENGTH OF SCHEDULE	OPP. STRENGTH OF SCHEDULE	TEAM RPI	ADJ RPI	CONF. RPI	ADJ CONF. RPI		
Average RPI Loss: 89												
DIV. I ONLY		7-6-3	.53125 152	6-3-1	215	161	186	.49201 184	20	20		
DIV. I NON-CONF.		3-4-2	.44444 194	2-1-0	164	95	181	.49314 180	19	19		
<hr/>												
TOTALS		RPI 1-25		RPI 26-50		W-L RECORDS		RPI 51-100		RPI 101-150	RPI 150+	
7-6-3		0-0-0		0-0-0		OVERALL		1-5-0		0-1-0		6-0-3
5-3-1		0-0-0		0-0-0		HOME		1-3-0		0-0-0		4-0-1
2-3-2		0-0-0		0-0-0		AWAY		0-2-0		0-1-0		2-0-2
0-0-0		0-0-0		0-0-0		NEUTRAL		0-0-0		0-0-0		0-0-0
<hr/>												
3-4-2		0-0-0		0-0-0		NON-CONFERENCE		1-4-0		0-0-0		2-0-2
3-2-1		0-0-0		0-0-0		HOME		1-2-0		0-0-0		2-0-1
0-2-1		0-0-0		0-0-		AWAY		0-2-0		0-0-0		0-0-1
0-0-0		0-0-0		0-0-0		NEUTRAL		0-0-0		0-0-0		0-0-0
<hr/>												
4-2-1		0-0-0		0-0-0		CONFERENCE		0-1-0		0-1-0		4-0-1
2-1-0		0-0-0		0-0-0		HOME		0-1-0		0-0-0		2-0-0
2-1-1		0-0-0		0-0-0		AWAY		0-0-0		0-1-0		2-0-1
0-0-0		0-0-0		0-0-0		NEUTRAL		0-0-0		0-0-0		0-0-0
<hr/>												
RPI	S	Opponent	Score	RPI	S	Opponent	Score	RPI	S	Opponent	Score	
				61 A Tulsa 0 2				148 A UNCG 0 1				
				68 H Samford 0 1				195 A ETSU 1 1				
				71 H Appalachian St. 1 2				202 H Tennessee Tech 0 0				
				84 H Middle Tenn. 1 0				210 A Western Caro. 1 0				
				85 A Oklahoma St. 0 2				213 H Charlotte 2 1				
				99 H Western Ky. 0 1				233 A Gardner-Webb 0 0				
								253 H UAB 5 1				
								293 A VMI 2 0				
								298 H Chattanooga 6 1				
								320 H Citadel 3 0				
<hr/>												
				LAST 10 GAMES								
293 A VMI 2 0				298 H Chattanooga 6 1								
148 A UNCG 0 1				320 H Citadel 3 0								
210 A Western Caro. 1 0				84 H Middle Tenn. 1 0								
195 A ETSU 1 1				253 H UAB 5 1								
68 H Samford 0 1				99 H Western Ky. 0 1								

Non-Div. I Games:

Mercer



Average RPI Win: 254		WON-LOST	WINNING	LAST 10	STRENGTH OF		OPP. STRENGTH	TEAM	ADJ		CONF.	ADJ CONF.
Average RPI Loss: 72		RECORD	PCT. RANK	GAMES	SCHEDULE		OF SCHEDULE	RPI	RPI		RPI	RPI
DIV. I ONLY		7-5-3	.56667	125	245		145	184	.49185		185	15
DIV. I NON-CONF.		4-4-1	.5	156	276		124	221	.46577		221	15
TOTALS		RPI 1-25	RPI 26-50		W-L RECORDS		RPI 51-100		RPI 101-150		RPI 150+	
7-5-3		0-0-0	0-3-0		OVERALL		0-1-0		1-0-1		6-1-2	
5-0-1		0-0-0	0-0-0		HOME		0-0-0		1-0-1		4-0-0	
2-5-2		0-0-0	0-3-0		AWAY		0-1-0		0-0-0		2-1-2	
0-0-0		0-0-0	0-0-0		NEUTRAL		0-0-0		0-0-0		0-0-0	
4-4-1		0-0-0	0-3-0		NON-CONFERENCE		0-0-0		0-0-0		4-1-1	
3-0-0		0-0-0	0-0-0		HOME		0-0-0		0-0-0		3-0-0	
1-4-1		0-0-0	0-0-		AWAY		0-0-0		0-0-0		1-1-1	
0-0-0		0-0-0	0-0-0		NEUTRAL		0-0-0		0-0-0		0-0-0	
3-1-2		0-0-0	0-0-0		CONFERENCE		0-1-0		1-0-1		2-0-1	
2-0-1		0-0-0	0-0-0		HOME		0-0-0		1-0-1		1-0-0	
1-1-1		0-0-0	0-0-0		AWAY		0-1-0		0-0-0		1-0-1	
0-0-0		0-0-0	0-0-0		NEUTRAL		0-0-0		0-0-0		0-0-0	
RPI S	Opponent	Score	RPI S	Opponent	Score	RPI S	Opponent	Score	RPI S	Opponent	Score	
			32 A	Ohio St.	0 2	83 A	Boston U.	0 4	136 H	Navy	0 0	
			38 A	Loyola Marymount	0 3				147 H	Colgate	2 1	
			47 A	Long Beach St.	0 1				158 A	Duquesne	0 2	
									183 H	Towson	1 0	
									197 A	Lafayette	2 2	
									245 A	UMBC	1 1	
									263 H	Saint Francis (PA)	3 0	
									277 H	Holy Cross	2 0	
									283 A	American	1 0	
									301 A	Mt. St. Mary's	2 0	
									322 H	Iona	5 0	
LAST 10 GAMES												
			283 A	American	1 0	158 A	Duquesne	0 2				
			136 H	Navy	0 0	83 A	Boston U.	0 4				
			147 H	Colgate	2 1	32 A	Ohio St.	0 2				
			197 A	Lafayette	2 2	322 H	Iona	5 0				
			277 H	Holy Cross	2 0	263 H	Saint Francis (PA)	3 0				

Non-Div. I Games:

Bucknell

Average RPI Win:		209	WON-LOST RECORD		WINNING PCT. RANK		LAST 10 GAMES		STRENGTH OF SCHEDULE		OPP. STRENGTH OF SCHEDULE		TEAM RPI		ADJ RPI		CONF. RPI		ADJ CONF. RPI	
DIV. I ONLY			4-6-2		.41667 218		4-4-2		133		122		185		.49174 186		11		11	
DIV. I NON-CONF.			3-3-2		.5 156		3-1-2		264		118		213		.47123 211		11		11	
TOTALS		RPI 1-25		RPI 26-50		W-L RECORDS		RPI 51-100		RPI 101-150		RPI 150+								
4-6-2		0-1-0		0-1-0		OVERALL		1-1-0		0-3-0		3-0-2								
3-4-0		0-1-0		0-0-0		HOME		1-1-0		0-2-0		2-0-0								
1-2-2		0-0-0		0-1-0		AWAY		0-0-0		0-1-0		1-0-2								
0-0-0		0-0-0		0-0-0		NEUTRAL		0-0-0		0-0-0		0-0-0								
3-3-2		0-1-0		0-0-0		NON-CONFERENCE		0-0-0		0-2-0		3-0-2								
2-2-0		0-1-0		0-0-0		HOME		0-0-0		0-1-0		2-0-0								
1-1-2		0-0-0		0-0-		AWAY		0-0-0		0-1-0		1-0-2								
0-0-0		0-0-0		0-0-0		NEUTRAL		0-0-0		0-0-0		0-0-0								
1-3-0		0-0-0		0-1-0		CONFERENCE		1-1-0		0-1-0		0-0-0								
1-2-0		0-0-0		0-0-0		HOME		1-1-0		0-1-0		0-0-0								
0-1-0		0-0-0		0-1-0		AWAY		0-0-0		0-0-0		0-0-0								
0-0-0		0-0-0		0-0-0		NEUTRAL		0-0-0		0-0-0		0-0-0								
RPI	S	Opponent		Score		RPI	S	Opponent		Score		RPI	S	Opponent		Score				
23	H	Hofstra		4	5	46	A	Princeton		0	3	72	H	Harvard		0	4			
												92	H	Dartmouth		1	0			
												113	H	Cornell		0	1			
												117	A	Maryland		1	5			
												128	H	Arkansas		1	4			
												173	A	Hartford		1	1			
												178	H	Massachusetts		1	0			
												224	A	Stony Brook		1	1			
												264	A	Villanova		1	0			
												300	H	Sacred Heart		4	0			
LAST 10 GAMES																				
						113	H	Cornell		0	1	173	A	Hartford		1	1			
						92	H	Dartmouth		1	0	117	A	Maryland		1	5			
						72	H	Harvard		0	4	264	A	Villanova		1	0			
						46	A	Princeton		0	3	300	H	Sacred Heart		4	0			
						224	A	Stony Brook		1	1	178	H	Massachusetts		1	0			

Non-Div. I Games:

Yale

Average RPI Win: 239		WON-LOST	WINNING	LAST 10	STRENGTH OF		OPP. STRENGTH	TEAM	ADJ	CONF.	ADJ CONF.
Average RPI Loss: 81		RECORD	PCT. RANK	GAMES	SCHEDULE		OF SCHEDULE	RPI	RPI	RPI	RPI
DIV. I ONLY		2-8-5	.3	281	1-6-3		67	115	187	.49165	187
DIV. I NON-CONF.		1-5-4	.3	262	0-3-2		26	104	158	.50931	155
TOTALS		RPI 1-25	RPI 26-50		W-L RECORDS		RPI 51-100		RPI 101-150		RPI 150+
2-8-5		0-2-0	0-0-2		OVERALL		0-5-0		0-0-0		2-1-3
2-5-3		0-1-0	0-0-2		HOME		0-4-0		0-0-0		2-0-1
0-3-2		0-1-0	0-0-0		AWAY		0-1-0		0-0-0		0-1-2
0-0-0		0-0-0	0-0-0		NEUTRAL		0-0-0		0-0-0		0-0-0
1-5-4		0-1-0	0-0-2		NON-CONFERENCE		0-4-0		0-0-0		1-0-2
1-3-3		0-0-0	0-0-2		HOME		0-3-0		0-0-0		1-0-1
0-2-1		0-1-0	0-0-		AWAY		0-1-0		0-0-0		0-0-1
0-0-0		0-0-0	0-0-0		NEUTRAL		0-0-0		0-0-0		0-0-0
1-3-1		0-1-0	0-0-0		CONFERENCE		0-1-0		0-0-0		1-1-1
1-2-0		0-1-0	0-0-0		HOME		0-1-0		0-0-0		1-0-0
0-1-1		0-0-0	0-0-0		AWAY		0-0-0		0-0-0		0-1-1
0-0-0		0-0-0	0-0-0		NEUTRAL		0-0-0		0-0-0		0-0-0
RPI S	Opponent	Score	RPI S	Opponent	Score	RPI S	Opponent	Score	RPI S	Opponent	Score
18 H	BYU	0 <b>1</b>	28 H	Washington	2 <b>2</b>	52 H	Vanderbilt	2 <b>3</b>	161 H	Utah St.	1 <b>1</b>
24 A	Washington St.	0 <b>3</b>	37 H	Cal St. Fullerton	1 <b>1</b>	67 H	Seattle	0 <b>1</b>	169 A	St. Mary's (CA)	1 <b>1</b>
						74 H	San Francisco	2 <b>3</b>	192 H	San Diego	2 1
						81 A	Memphis	0 <b>1</b>	240 A	Nevada	1 <b>1</b>
						85 H	Oklahoma St.	0 <b>2</b>	247 A	Pacific	1 <b>2</b>
									285 H	CSU Bakersfield	3 1
LAST 10 GAMES											
	74 H	San Francisco	2	<b>3</b>		81 A	Memphis	0	<b>1</b>		
	169 A	St. Mary's (CA)	1	<b>1</b>		28 H	Washington	2	<b>2</b>		
	247 A	Pacific	1	<b>2</b>		24 A	Washington St.	0	<b>3</b>		
	192 H	San Diego	2	1		85 H	Oklahoma St.	0	<b>2</b>		
	18 H	BYU	0	<b>1</b>		37 H	Cal St. Fullerton	1	<b>1</b>		

Non-Div. I Games:

Gonzaga

Average RPI Win: 255		WON-LOST RECORD		WINNING PCT. RANK		LAST 10 GAMES		STRENGTH OF SCHEDULE		OPP. STRENGTH OF SCHEDULE		TEAM RPI		ADJ RPI		CONF. RPI		ADJ CONF. RPI	
DIV. I ONLY		8-6-1		.56667 125		5-4-1		230		240		189		.48783 188		23		23	
DIV. I NON-CONF.		5-4-0		.55556 135		2-2-0		186		236		167		.50036 167		22		22	
TOTALS		RPI 1-25		RPI 26-50		W-L RECORDS		RPI 51-100		RPI 101-150		RPI 150+							
8-6-1		0-0-0		0-1-0		OVERALL		0-2-0		1-0-0		7-3-1							
6-1-0		0-0-0		0-0-0		HOME		0-0-0		1-0-0		5-1-0							
2-4-1		0-0-0		0-1-0		AWAY		0-1-0		0-0-0		2-2-1							
0-1-0		0-0-0		0-0-0		NEUTRAL		0-1-0		0-0-0		0-0-0							
5-4-0		0-0-0		0-1-0		NON-CONFERENCE		0-2-0		1-0-0		4-1-0							
4-0-0		0-0-0		0-0-0		HOME		0-0-0		1-0-0		3-0-0							
1-3-0		0-0-0		0-0-		AWAY		0-1-0		0-0-0		1-1-0							
0-1-0		0-0-0		0-0-0		NEUTRAL		0-1-0		0-0-0		0-0-0							
3-2-1		0-0-0		0-0-0		CONFERENCE		0-0-0		0-0-0		3-2-1							
2-1-0		0-0-0		0-0-0		HOME		0-0-0		0-0-0		2-1-0							
1-1-1		0-0-0		0-0-0		AWAY		0-0-0		0-0-0		1-1-1							
0-0-0		0-0-0		0-0-0		NEUTRAL		0-0-0		0-0-0		0-0-0							
RPI S	Opponent	Score		RPI S	Opponent	Score		RPI S	Opponent	Score		RPI S	Opponent	Score					
				44 A	Northeastern	0	3	92 N	Dartmouth	0	3	125 H	Fordham	1	0				
								98 A	Providence	1	2	173 A	Hartford	1	1				
												221 A	Quinnipiac	1	3				
												225 A	Vermont	1	2				
												226 A	New Hampshire	2	1				
												245 H	UMBC	1	0				
												256 A	Marist	5	0				
												276 H	Binghamton	0	2				
												286 H	Fairfield	1	0				
												295 H	Rhode Island	2	0				
												296 H	UMass Lowell	1	0				
												310 H	LIU Brooklyn	2	1				
LAST 10 GAMES																			
				276 H	Binghamton	0	2	92 N	Dartmouth	0	3								
				226 A	New Hampshire	2	1	173 A	Hartford	1	1								
				245 H	UMBC	1	0	310 H	LIU Brooklyn	2	1								
				225 A	Vermont	1	2	221 A	Quinnipiac	1	3								
				296 H	UMass Lowell	1	0	256 A	Marist	5	0								

Non-Div. I Games:

Maine

Average RPI Win: 207		WON-LOST	WINNING	LAST 10	STRENGTH OF		OPP. STRENGTH	TEAM	ADJ	CONF.	ADJ CONF.
Average RPI Loss: 137		RECORD	PCT. RANK	GAMES	SCHEDULE		OF SCHEDULE	RPI	RPI	RPI	RPI
DIV. I ONLY		6-9-2	.41176	219	3-6-1		112	218	190	.48766	189
DIV. I NON-CONF.		3-5-1	.38889	227	0-2-0		70	217	165	.50281	165
TOTALS		RPI 1-25	RPI 26-50		W-L RECORDS		RPI 51-100		RPI 101-150		RPI 150+
6-9-2		0-1-0	0-0-0		OVERALL		0-1-0		2-4-0		4-3-2
4-3-2		0-1-0	0-0-0		HOME		0-1-0		2-0-0		2-1-2
2-6-0		0-0-0	0-0-0		AWAY		0-0-0		0-4-0		2-2-0
0-0-0		0-0-0	0-0-0		NEUTRAL		0-0-0		0-0-0		0-0-0
3-5-1		0-1-0	0-0-0		NON-CONFERENCE		0-1-0		1-2-0		2-1-1
2-3-1		0-1-0	0-0-0		HOME		0-1-0		1-0-0		1-1-1
1-2-0		0-0-0	0-0-		AWAY		0-0-0		0-2-0		1-0-0
0-0-0		0-0-0	0-0-0		NEUTRAL		0-0-0		0-0-0		0-0-0
3-4-1		0-0-0	0-0-0		CONFERENCE		0-0-0		1-2-0		2-2-1
2-0-1		0-0-0	0-0-0		HOME		0-0-0		1-0-0		1-0-1
1-4-0		0-0-0	0-0-0		AWAY		0-0-0		0-2-0		1-2-0
0-0-0		0-0-0	0-0-0		NEUTRAL		0-0-0		0-0-0		0-0-0
RPI S	Opponent	Score	RPI S	Opponent	Score	RPI S	Opponent	Score	RPI S	Opponent	Score
24 H	Washington St.	0 1				70 H	Purdue	1 3	103 A	UC Santa Barbara	0 1
									118 A	Idaho	1 3
									121 H	Eastern Wash.	2 1
									137 H	Iowa	1 0
									138 A	Utah Valley	2 6
									144 A	Weber St.	0 1
									153 H	Creighton	0 1
									163 H	Southern Utah	2 1
									176 A	Northern Colo.	2 3
									196 H	Northern Ariz.	0 0
									218 H	Wyoming	0 0
									240 A	Nevada	1 0
									278 H	Indiana St.	4 3
									305 A	Idaho St.	2 1
									306 A	North Dakota	1 2
			LAST 10 GAMES								
			144 A	Weber St.	0 1	163 H	Southern Utah	2 1			
			305 A	Idaho St.	2 1	176 A	Northern Colo.	2 3			
			118 A	Idaho	1 3	306 A	North Dakota	1 2			
			121 H	Eastern Wash.	2 1	103 A	UC Santa Barbara	0 1			
			196 H	Northern Ariz.	0 0	153 H	Creighton	0 1			

Non-Div. I Games:

Montana

Average RPI Win: 257		WON-LOST RECORD		WINNING PCT. RANK		LAST 10 GAMES		STRENGTH OF SCHEDULE		OPP. STRENGTH OF SCHEDULE		TEAM RPI		ADJ RPI		CONF. RPI		ADJ CONF. RPI	
DIV. I ONLY		9-4-0		.69231 57		6-4-0		306		252		188		.48727 190		22		21	
DIV. I NON-CONF.		4-3-0		.57143 116		1-3-0		317		278		256		.43543 257		24		24	
TOTALS		RPI 1-25		RPI 26-50		W-L RECORDS		RPI 51-100		RPI 101-150		RPI 150+							
9-4-0		0-0-0		0-0-0		OVERALL		0-1-0		0-0-0		9-3-0							
3-2-0		0-0-0		0-0-0		HOME		0-0-0		0-0-0		3-2-0							
6-2-0		0-0-0		0-0-0		AWAY		0-1-0		0-0-0		6-1-0							
0-0-0		0-0-0		0-0-0		NEUTRAL		0-0-0		0-0-0		0-0-0							
4-3-0		0-0-0		0-0-0		NON-CONFERENCE		0-1-0		0-0-0		4-2-0							
1-1-0		0-0-0		0-0-0		HOME		0-0-0		0-0-0		1-1-0							
3-2-0		0-0-0		0-0-		AWAY		0-1-0		0-0-0		3-1-0							
0-0-0		0-0-0		0-0-0		NEUTRAL		0-0-0		0-0-0		0-0-0							
5-1-0		0-0-0		0-0-0		CONFERENCE		0-0-0		0-0-0		5-1-0							
2-1-0		0-0-0		0-0-0		HOME		0-0-0		0-0-0		2-1-0							
3-0-0		0-0-0		0-0-0		AWAY		0-0-0		0-0-0		3-0-0							
0-0-0		0-0-0		0-0-0		NEUTRAL		0-0-0		0-0-0		0-0-0							
RPI S	Opponent	Score		RPI S	Opponent	Score		RPI S	Opponent	Score		RPI S	Opponent	Score					
								55 A	Illinois	0	1	157 A	Valparaiso	3	2				
												214 H	Toledo	0	2				
												215 H	Wright St.	3	0				
												219 H	Cleveland St.	1	2				
												222 A	Charleston So.	1	0				
												234 A	Detroit	3	1				
												251 H	Ill.-Chicago	2	0				
												272 A	Robert Morris	1	2				
												289 A	Youngstown St.	3	1				
												303 H	IPFW	3	1				
												320 A	Citadel	4	0				
												321 A	Eastern Ill.	6	0				
LAST 10 GAMES																			
												219 H	Cleveland St.	1	2	251 H	Ill.-Chicago	2	0
												215 H	Toledo	3	0	214 H	Toledo	0	2
												157 A	Valparaiso	3	2	289 A	Youngstown St.	3	1
												234 A	Detroit	3	1	55 A	Illinois	0	1
												272 A	Robert Morris	1	2	222 A	Charleston So.	1	0

Non-Div. I Games:

Northern Ky.

Average RPI Win:	223	WON-LOST RECORD	WINNING PCT. RANK	LAST 10 GAMES	STRENGTH OF SCHEDULE	OPP. STRENGTH OF SCHEDULE	TEAM RPI	ADJ RPI	CONF. RPI	ADJ CONF. RPI		
DIV. I ONLY		6-11-0	.35294	249	2-8-0	99	128	191	.48727	190	6	6
DIV. I NON-CONF.		6-4-0	.6	105	2-1-0	158	221	132	.5217	133	6	6
<hr/>												
TOTALS	RPI 1-25	RPI 26-50		W-L RECORDS		RPI 51-100		RPI 101-150		RPI 150+		
6-11-0	0-1-0	0-2-0		OVERALL		0-3-0		1-4-0		5-1-0		
1-4-0	0-0-0	0-0-0		HOME		0-2-0		0-1-0		1-1-0		
5-7-0	0-1-0	0-2-0		AWAY		0-1-0		1-3-0		4-0-0		
0-0-0	0-0-0	0-0-0		NEUTRAL		0-0-0		0-0-0		0-0-0		
6-4-0	0-0-0	0-1-0		NON-CONFERENCE		0-0-0		1-2-0		5-1-0		
1-1-0	0-0-0	0-0-0		HOME		0-0-0		0-0-0		1-1-0		
5-3-0	0-0-0	0-0-		AWAY		0-0-0		1-2-0		4-0-0		
0-0-0	0-0-0	0-0-0		NEUTRAL		0-0-0		0-0-0		0-0-0		
0-7-0	0-1-0	0-1-0		CONFERENCE		0-3-0		0-2-0		0-0-0		
0-3-0	0-0-0	0-0-0		HOME		0-2-0		0-1-0		0-0-0		
0-4-0	0-1-0	0-1-0		AWAY		0-1-0		0-1-0		0-0-0		
0-0-0	0-0-0	0-0-0		NEUTRAL		0-0-0		0-0-0		0-0-0		
RPI	S	Opponent	Score	RPI	S	Opponent	Score	RPI	S	Opponent	Score	
9	A	West Virginia	0 4	42	A	Texas	1 2	57	A	Oklahoma	0 3	
				47	A	Long Beach St.	1 2	58	H	Kansas	0 4	
								85	H	Oklahoma St.	0 1	
										106	A TCU	0 5
										110	A Colorado	1 2
										112	A Pepperdine	1 0
										137	A Iowa	0 1
										142	H Baylor	0 1
										165	H North Dakota St.	2 3
										182	A South Dakota St.	1 0
										203	A Colorado Col.	3 0
										242	A Drake	2 0
										294	H UNI	1 0
										307	A South Dakota	3 0
<hr/>												
LAST 10 GAMES												
9	A	West Virginia	0 4	142	H	Baylor	0 1					
85	H	Oklahoma St.	0 1	57	A	Oklahoma	0 3					
294	H	UNI	1 0	106	A	TCU	0 5					
42	A	Texas	1 2	242	A	Drake	2 0					
58	H	Kansas	0 4	165	H	North Dakota St.	2 3					

Non-Div. I Games:

Iowa St.

Average RPI Win: 155		WON-LOST	WINNING	LAST 10	STRENGTH OF	OPP. STRENGTH	TEAM	ADJ	CONF.	ADJ CONF.						
Average RPI Loss: 74		RECORD	PCT. RANK	GAMES	SCHEDULE	OF SCHEDULE	RPI	RPI	RPI	RPI						
DIV. I ONLY		3-10-2	.26667	290	2-7-1	74	54	193	.487	192	9	8				
DIV. I NON-CONF.		2-7-2	.27273	274	1-4-1	56	24	171	.49947	170	8	8				
<hr/>																
TOTALS		RPI 1-25	RPI 26-50		W-L RECORDS		RPI 51-100		RPI 101-150		RPI 150+					
3-10-2		0-1-0	0-3-1		OVERALL		0-4-1		2-0-0		1-2-0					
2-3-2		0-0-0	0-0-1		HOME		0-2-1		1-0-0		1-1-0					
1-7-0		0-1-0	0-3-0		AWAY		0-2-0		1-0-0		0-1-0					
0-0-0		0-0-0	0-0-0		NEUTRAL		0-0-0		0-0-0		0-0-0					
2-7-2		0-0-0	0-3-1		NON-CONFERENCE		0-4-1		1-0-0		1-0-0					
2-2-2		0-0-0	0-0-1		HOME		0-2-1		1-0-0		1-0-0					
0-5-0		0-0-0	0-0-		AWAY		0-2-0		0-0-0		0-0-0					
0-0-0		0-0-0	0-0-0		NEUTRAL		0-0-0		0-0-0		0-0-0					
1-3-0		0-1-0	0-0-0		CONFERENCE		0-0-0		1-0-0		0-2-0					
0-1-0		0-0-0	0-0-0		HOME		0-0-0		0-0-0		0-1-0					
1-2-0		0-1-0	0-0-0		AWAY		0-0-0		1-0-0		0-1-0					
0-0-0		0-0-0	0-0-0		NEUTRAL		0-0-0		0-0-0		0-0-0					
RPI	S	Opponent	Score	RPI	S	Opponent	Score	RPI	S	Opponent	Score					
18	A	BYU	0 1	26	A	Southern California	1 2	51	A	Michigan	1 2	116	H	CSUN	4 1	
				36	A	Georgetown	0 1	54	A	San Diego St.	3 4	132	A	Portland	1 0	
				37	A	Cal St. Fullerton	3 6	63	H	Oregon St.	0 0	169	H	St. Mary's (CA)	1 2	
				47	H	Long Beach St.	0 0	77	H	Utah	1 2	187	A	Gonzaga	1 2	
								82	H	UCLA	0 1	217	H	North Carolina St.	2 1	
<hr/>																
LAST 10 GAMES																
				169	H	St. Mary's (CA)	1 2	116	H	CSUN	4 1					
				18	A	BYU	0 1	63	H	Oregon St.	0 0					
				187	A	Gonzaga	1 2	54	A	San Diego St.	3 4					
				132	A	Portland	1 0	26	A	Southern California	1 2					
				37	A	Cal St. Fullerton	3 6	77	H	Utah	1 2					

Non-Div. I Games:

San Diego



Average RPI Win: 243		WON-LOST	WINNING	LAST 10	STRENGTH OF		OPP. STRENGTH	TEAM	ADJ	CONF.	ADJ CONF.
Average RPI Loss: 115		RECORD	PCT. RANK	GAMES	SCHEDULE		OF SCHEDULE	RPI	RPI	RPI	RPI
DIV. I ONLY		5-7-1	.42308	214	5-4-1		135	185	192	.48675	193
DIV. I NON-CONF.		2-5-0	.28571	265	2-2-0		118	176	225	.46292	224
TOTALS		RPI 1-25	RPI 26-50		W-L RECORDS		RPI 51-100		RPI 101-150		RPI 150+
5-7-1	0-0-0	0-0-0		OVERALL		0-3-0		0-2-1		5-2-0	
3-2-0	0-0-0	0-0-0		HOME		0-1-0		0-1-0		3-0-0	
2-4-1	0-0-0	0-0-0		AWAY		0-2-0		0-1-1		2-1-0	
0-1-0	0-0-0	0-0-0		NEUTRAL		0-0-0		0-0-0		0-1-0	
2-5-0	0-0-0	0-0-0		NON-CONFERENCE		0-2-0		0-2-0		2-1-0	
0-2-0	0-0-0	0-0-0		HOME		0-1-0		0-1-0		0-0-0	
2-2-0	0-0-0	0-0-		AWAY		0-1-0		0-1-0		2-0-0	
0-1-0	0-0-0	0-0-0		NEUTRAL		0-0-0		0-0-0		0-1-0	
3-2-1	0-0-0	0-0-0		CONFERENCE		0-1-0		0-0-1		3-1-0	
3-0-0	0-0-0	0-0-0		HOME		0-0-0		0-0-0		3-0-0	
0-2-1	0-0-0	0-0-0		AWAY		0-1-0		0-0-1		0-1-0	
0-0-0	0-0-0	0-0-0		NEUTRAL		0-0-0		0-0-0		0-0-0	
RPI S	Opponent	Score	RPI S	Opponent	Score	RPI S	Opponent	Score	RPI S	Opponent	Score
						62 A	Temple	0 4	111 H	Monmouth	0 2
						79 H	Delaware	1 2	113 A	Cornell	0 2
						83 A	Boston U.	1 4	136 A	Navy	2 2
									177 A	Lehigh	1 2
									183 N	Towson	0 1
									197 H	Lafayette	2 1
									229 H	Army West Point	1 0
									245 A	UMBC	2 0
									263 A	Saint Francis (PA)	2 1
									283 H	American	2 1
LAST 10 GAMES											
						229 H	Army West Point	1 0	197 H	Lafayette	2 1
						177 A	Lehigh	1 2	183 N	Towson	0 1
						83 A	Boston U.	1 4	245 A	UMBC	2 0
						283 H	American	2 1	263 A	Saint Francis (PA)	2 1
						136 A	Navy	2 2	113 A	Cornell	0 2

Non-Div. I Games:

Loyola Maryland

Average RPI Win: 267		WON-LOST	WINNING	LAST 10	STRENGTH OF		OPP. STRENGTH	TEAM	ADJ	CONF.	ADJ CONF.
Average RPI Loss: 94		RECORD	PCT. RANK	GAMES	SCHEDULE		OF SCHEDULE	RPI	RPI	RPI	RPI
DIV. I ONLY		11-7-0	.61111	104	281		199	194	.48551	194	13
DIV. I NON-CONF.		7-3-0	.7	59	263		283	161	.50554	161	12
TOTALS		RPI 1-25	RPI 26-50		W-L RECORDS		RPI 51-100		RPI 101-150		RPI 150+
11-7-0		0-1-0	0-0-0		OVERALL		1-2-0		0-3-0		10-1-0
6-1-0		0-0-0	0-0-0		HOME		1-0-0		0-0-0		5-1-0
5-5-0		0-0-0	0-0-0		AWAY		0-2-0		0-3-0		5-0-0
0-1-0		0-1-0	0-0-0		NEUTRAL		0-0-0		0-0-0		0-0-0
7-3-0		0-1-0	0-0-0		NON-CONFERENCE		0-1-0		0-1-0		7-0-0
3-0-0		0-0-0	0-0-0		HOME		0-0-0		0-0-0		3-0-0
4-2-0		0-0-0	0-0-		AWAY		0-1-0		0-1-0		4-0-0
0-1-0		0-1-0	0-0-0		NEUTRAL		0-0-0		0-0-0		0-0-0
4-4-0		0-0-0	0-0-0		CONFERENCE		1-1-0		0-2-0		3-1-0
3-1-0		0-0-0	0-0-0		HOME		1-0-0		0-0-0		2-1-0
1-3-0		0-0-0	0-0-0		AWAY		0-1-0		0-2-0		1-0-0
0-0-0		0-0-0	0-0-0		NEUTRAL		0-0-0		0-0-0		0-0-0
RPI S	Opponent	Score		RPI S	Opponent	Score		RPI S	Opponent	Score	
20 N	South Ala.	0	1					64 A	Troy	0	1
								91 H	UTEP	2	0
								99 A	Western Ky.	0	1
								101 A	Murray St.	0	1
								105 A	Fla. Atlantic	0	2
								115 A	FIU	0	2
								151 H	Old Dominion	1	2
								253 A	UAB	2	1
								255 A	La.-Monroe	2	1
								267 H	UTSA	2	0
								268 A	Arkansas St.	3	1
								270 A	Jackson St.	2	0
								273 H	Lamar	2	0
								287 H	Southern Miss.	2	0
								314 H	Nicholls St.	4	1
								329 A	Grambling	7	1
								331 H	Southern U.	5	0
LAST 10 GAMES											
	267 H	UTSA	2	0		253 A	UAB	2	1		
	91 H	UTEP	2	0		99 A	Western Ky.	0	1		
	115 A	FIU	0	2		151 H	Old Dominion	1	2		
	105 A	Fla. Atlantic	0	2		270 A	Jackson St.	2	0		
	287 H	Southern Miss.	2	0		331 H	Southern U.	5	0		

Non-Div. I Games:

Louisiana Tech

Average RPI Win: 252		WON-LOST RECORD		WINNING PCT. RANK		LAST 10 GAMES		STRENGTH OF SCHEDULE		OPP. STRENGTH OF SCHEDULE		TEAM RPI		ADJ RPI		CONF. RPI		ADJ CONF. RPI	
DIV. I ONLY		9-6-1		.59375 113		5-4-1		264		217		195		.48545 195		20		20	
DIV. I NON-CONF.		5-4-0		.55556 135		1-2-0		262		212		206		.4773 204		19		19	
TOTALS		RPI 1-25		RPI 26-50		W-L RECORDS		RPI 51-100		RPI 101-150		RPI 150+							
9-6-1		0-0-0		0-0-0		OVERALL		0-2-0		1-2-0		8-2-1							
4-3-1		0-0-0		0-0-0		HOME		0-1-0		0-1-0		4-1-1							
5-3-0		0-0-0		0-0-0		AWAY		0-1-0		1-1-0		4-1-0							
0-0-0		0-0-0		0-0-0		NEUTRAL		0-0-0		0-0-0		0-0-0							
5-4-0		0-0-0		0-0-0		NON-CONFERENCE		0-1-0		0-2-0		5-1-0							
2-3-0		0-0-0		0-0-0		HOME		0-1-0		0-1-0		2-1-0							
3-1-0		0-0-0		0-0-		AWAY		0-0-0		0-1-0		3-0-0							
0-0-0		0-0-0		0-0-0		NEUTRAL		0-0-0		0-0-0		0-0-0							
4-2-1		0-0-0		0-0-0		CONFERENCE		0-1-0		1-0-0		3-1-1							
2-0-1		0-0-0		0-0-0		HOME		0-0-0		0-0-0		2-0-1							
2-2-0		0-0-0		0-0-0		AWAY		0-1-0		1-0-0		1-1-0							
0-0-0		0-0-0		0-0-0		NEUTRAL		0-0-0		0-0-0		0-0-0							
RPI	S	Opponent		Score		RPI	S	Opponent		Score		RPI	S	Opponent		Score			

Non-Div. I Games:

ETSU

Average RPI Win: 243		WON-LOST	WINNING	LAST 10	STRENGTH OF	OPP. STRENGTH	TEAM	ADJ	CONF.	ADJ CONF.							
Average RPI Loss: 148		RECORD	PCT. RANK	GAMES	SCHEDULE	OF SCHEDULE	RPI	RPI	RPI	RPI							
DIV. I ONLY		7-8-1	.46875	182	5-4-1	158	228	196	.48522	196	19	19					
DIV. I NON-CONF.		5-4-0	.55556	135	3-0-0	157	188	147	.51427	149	18	18					
<hr/>																	
TOTALS		RPI 1-25		RPI 26-50		W-L RECORDS		RPI 51-100		RPI 101-150		RPI 150+					
7-8-1		0-1-0		0-0-0		OVERALL		0-1-0		0-2-0		7-4-1					
5-4-0		0-1-0		0-0-0		HOME		0-0-0		0-1-0		5-2-0					
1-4-1		0-0-0		0-0-0		AWAY		0-1-0		0-1-0		1-2-1					
1-0-0		0-0-0		0-0-0		NEUTRAL		0-0-0		0-0-0		1-0-0					
<hr/>																	
5-4-0		0-1-0		0-0-0		NON-CONFERENCE		0-1-0		0-0-0		5-2-0					
4-2-0		0-1-0		0-0-0		HOME		0-0-0		0-0-0		4-1-0					
0-2-0		0-0-0		0-0-		AWAY		0-1-0		0-0-0		0-1-0					
1-0-0		0-0-0		0-0-0		NEUTRAL		0-0-0		0-0-0		1-0-0					
<hr/>																	
2-4-1		0-0-0		0-0-0		CONFERENCE		0-0-0		0-2-0		2-2-1					
1-2-0		0-0-0		0-0-0		HOME		0-0-0		0-1-0		1-1-0					
1-2-1		0-0-0		0-0-0		AWAY		0-0-0		0-1-0		1-1-1					
0-0-0		0-0-0		0-0-0		NEUTRAL		0-0-0		0-0-0		0-0-0					
<hr/>																	
RPI	S	Opponent		Score		RPI	S	Opponent		Score		RPI	S	Opponent		Score	
12	H	Arizona		0 4								75	A	Marquette		1 2	
												118	H	Idaho		1 4	
												121	A	Eastern Wash.		2 4	
												165	H	North Dakota St.		4 3	
												176	H	Northern Colo.		1 2	
												179	N	Loyola Chicago		3 0	
												181	H	UNLV		0 1	
												189	A	Montana		0 0	
												207	H	Oakland		2 1	
												231	A	Grand Canyon		2 3	
												265	A	Portland St.		2 1	
												266	A	Sacramento St.		0 1	
												272	H	Robert Morris		6 1	
												304	H	Alabama St.		6 0	
												306	H	North Dakota		2 0	
						LAST 10 GAMES											
						118	H	Idaho		1 4		265	A	Portland St.		2 1	
						121	A	Eastern Wash.		2 4		266	A	Sacramento St.		0 1	
						306	H	North Dakota		2 0		272	H	Robert Morris		6 1	
						176	H	Northern Colo.		1 2		165	H	North Dakota St.		4 3	
						189	A	Montana		0 0		179	N	Loyola Chicago		3 0	

Non-Div. I Games:

Northern Ariz.

Average RPI Win: 242		WON-LOST	WINNING	LAST 10	STRENGTH OF		OPP. STRENGTH	TEAM	ADJ	CONF.	ADJ CONF.
Average RPI Loss: 183		RECORD	PCT. RANK	GAMES	SCHEDULE		OF SCHEDULE	RPI	RPI	RPI	RPI
DIV. I ONLY		7-5-1	.57692	120	4-5-1		240	264	197	.485	197
DIV. I NON-CONF.		6-1-0	.85714	17	3-1-0		190	303	64	.56765	64
TOTALS		RPI 1-25	RPI 26-50		W-L RECORDS		RPI 51-100		RPI 101-150		RPI 150+
7-5-1	0-0-0	0-0-0		OVERALL		0-1-0		1-1-0		6-3-1	
3-3-1	0-0-0	0-0-0		HOME		0-1-0		1-1-0		2-1-1	
4-2-0	0-0-0	0-0-0		AWAY		0-0-0		0-0-0		4-2-0	
0-0-0	0-0-0	0-0-0		NEUTRAL		0-0-0		0-0-0		0-0-0	
6-1-0	0-0-0	0-0-0		NON-CONFERENCE		0-0-0		1-1-0		5-0-0	
3-1-0	0-0-0	0-0-0		HOME		0-0-0		1-1-0		2-0-0	
3-0-0	0-0-0	0-0-		AWAY		0-0-0		0-0-0		3-0-0	
0-0-0	0-0-0	0-0-0		NEUTRAL		0-0-0		0-0-0		0-0-0	
1-4-1	0-0-0	0-0-0		CONFERENCE		0-1-0		0-0-0		1-3-1	
0-2-1	0-0-0	0-0-0		HOME		0-1-0		0-0-0		0-1-1	
1-2-0	0-0-0	0-0-0		AWAY		0-0-0		0-0-0		1-2-0	
0-0-0	0-0-0	0-0-0		NEUTRAL		0-0-0		0-0-0		0-0-0	
RPI S	Opponent	Score	RPI S	Opponent	Score	RPI S	Opponent	Score	RPI S	Opponent	Score
						83 H	Boston U.	0 4	111 H	Monmouth	3 2
									126 H	Manhattan	0 3
									159 H	Columbia	2 1
									185 H	Bucknell	2 2
									193 A	Loyola Maryland	1 2
									226 A	New Hampshire	2 1
									229 H	Army West Point	0 1
									277 A	Holy Cross	1 0
									283 A	American	1 2
									296 A	UMass Lowell	1 0
									302 A	Delaware St.	1 0
									325 H	Saint Peter's	5 0
LAST 10 GAMES											
						277 A	Holy Cross	1 0	229 H	Army West Point	0 1
						159 H	Columbia	2 1	193 A	Loyola Maryland	1 2
						83 H	Boston U.	0 4	226 A	New Hampshire	2 1
						283 A	American	1 2	296 A	UMass Lowell	1 0
						185 H	Bucknell	2 2	126 H	Manhattan	0 3

Non-Div. I Games:

Lafayette

Average RPI Win:	255	WON-LOST	WINNING	LAST 10	STRENGTH OF	OPP. STRENGTH	TEAM	ADJ	CONF.	ADJ CONF.	
Average RPI Loss:	106	RECORD	PCT. RANK	GAMES	SCHEDULE	OF SCHEDULE	RPI	RPI	RPI	RPI	
DIV. I ONLY	5-7-2	.42857	209	4-5-1	145	190	198	.48399	198	25	25
DIV. I NON-CONF.	2-5-1	.3125	258	1-3-0	79	99	183	.49087	183	23	23
<hr/>											
TOTALS	RPI 1-25	RPI 26-50		W-L RECORDS		RPI 51-100		RPI 101-150		RPI 150+	
5-7-2	0-1-0	0-1-0		OVERALL		1-1-0		0-3-1		4-1-1	
3-5-1	0-1-0	0-0-0		HOME		1-1-0		0-3-1		2-0-0	
2-2-1	0-0-0	0-1-0		AWAY		0-0-0		0-0-0		2-1-1	
0-0-0	0-0-0	0-0-0		NEUTRAL		0-0-0		0-0-0		0-0-0	
<hr/>											
2-5-1	0-1-0	0-1-0		NON-CONFERENCE		1-0-0		0-3-0		1-0-1	
2-4-0	0-1-0	0-0-0		HOME		1-0-0		0-3-0		1-0-0	
0-1-1	0-0-0	0-0-		AWAY		0-0-0		0-0-0		0-0-1	
0-0-0	0-0-0	0-0-0		NEUTRAL		0-0-0		0-0-0		0-0-0	
<hr/>											
3-2-1	0-0-0	0-0-0		CONFERENCE		0-1-0		0-0-1		3-1-0	
1-1-1	0-0-0	0-0-0		HOME		0-1-0		0-0-1		1-0-0	
2-1-0	0-0-0	0-0-0		AWAY		0-0-0		0-0-0		2-1-0	
0-0-0	0-0-0	0-0-0		NEUTRAL		0-0-0		0-0-0		0-0-0	
<hr/>											
RPI S	Opponent	Score		RPI S	Opponent	Score		RPI S	Opponent	Score	
7 H	Florida	0	4	29 A	UCF	0	3	94 H	Furman	2	1
								97 H	Lipscomb	0	1
								104 H	FGCU	1	1
								105 H	Fla. Atlantic	0	1
								123 H	Miami (FL)	0	2
								141 H	Georgia St.	0	1
								205 A	Ga. Southern	2	2
								241 A	Stetson	1	2
								258 A	Kennesaw St.	1	0
								291 H	Presbyterian	3	2
								311 A	USC Upstate	2	0
323 H	NJIT	3	0								
<hr/>											
LAST 10 GAMES											
258 A Kennesaw St.				1	0	241 A Stetson				1	2
311 A USC Upstate				2	0	94 H Furman				2	1
323 H NJIT				3	0	7 H Florida				0	4
97 H Lipscomb				0	1	105 H Fla. Atlantic				0	1
104 H FGCU				1	1	123 H Miami (FL)				0	2

**Non-Div. I Games:**

Jacksonville

Average RPI Win: 204		WON-LOST	WINNING	LAST 10	STRENGTH OF		OPP. STRENGTH	TEAM	ADJ	CONF.	ADJ CONF.			
Average RPI Loss: 98		RECORD	PCT. RANK	GAMES	SCHEDULE		OF SCHEDULE	RPI	RPI	RPI	RPI			
DIV. I ONLY		4-9-1	.32143	272	2-7-1		93	131	200	.48144	199	14	14	
DIV. I NON-CONF.		2-6-0	.25	277	0-4-0		66	79	197	.48218	197	14	14	
<hr/>														
TOTALS		RPI 1-25		RPI 26-50		W-L RECORDS		RPI 51-100		RPI 101-150		RPI 150+		
4-9-1		0-0-0		0-2-0		OVERALL		1-3-0		0-3-0		3-1-1		
2-4-0		0-0-0		0-0-0		HOME		0-1-0		0-3-0		2-0-0		
1-3-1		0-0-0		0-1-0		AWAY		0-1-0		0-0-0		1-1-1		
1-2-0		0-0-0		0-1-0		NEUTRAL		1-1-0		0-0-0		0-0-0		
2-6-0		0-0-0		0-2-0		NON-CONFERENCE		1-2-0		0-2-0		1-0-0		
1-2-0		0-0-0		0-0-0		HOME		0-0-0		0-2-0		1-0-0		
0-2-0		0-0-0		0-0-		AWAY		0-1-0		0-0-0		0-0-0		
1-2-0		0-0-0		0-1-0		NEUTRAL		1-1-0		0-0-0		0-0-0		
2-3-1		0-0-0		0-0-0		CONFERENCE		0-1-0		0-1-0		2-1-1		
1-2-0		0-0-0		0-0-0		HOME		0-1-0		0-1-0		1-0-0		
1-1-1		0-0-0		0-0-0		AWAY		0-0-0		0-0-0		1-1-1		
0-0-0		0-0-0		0-0-0		NEUTRAL		0-0-0		0-0-0		0-0-0		
RPI	S	Opponent		Score	RPI	S	Opponent		Score	RPI	S	Opponent		Score
					30	N	St. John's (NY)		0 3	59	H	George Washington		0 1
					35	A	UNCW		0 4	66	A	James Madison		0 1
										79	N	Delaware		4 0
										87	N	Cal Poly		1 2
												133 H Saint Joseph's		1 2
												134 H Longwood		0 1
												135 H Campbell		0 1
												158 H Duquesne		2 1
												178 A Massachusetts		2 2
												201 A Saint Louis		1 2
												283 H American		2 0
												295 A Rhode Island		3 2
<hr/>														
LAST 10 GAMES														
					59	H	George Washington		0 1	158	H	Duquesne		2 1
					133	H	Saint Joseph's		1 2	134	H	Longwood		0 1
					295	A	Rhode Island		3 2	66	A	James Madison		0 1
					201	A	Saint Louis		1 2	30	N	St. John's (NY)		0 3
					178	A	Massachusetts		2 2	35	A	UNCW		0 4

Non-Div. I Games:

Richmond

Average RPI Win: 273		WON-LOST	WINNING	LAST 10	STRENGTH OF	OPP. STRENGTH	TEAM	ADJ	CONF.	ADJ CONF.			
Average RPI Loss: 138		RECORD	PCT. RANK	GAMES	SCHEDULE	OF SCHEDULE	RPI	RPI	RPI	RPI			
DIV. I ONLY		7-5-2	.57143	123	5-4-1	256	231	201	.48135	200	27	27	
DIV. I NON-CONF.		2-3-2	.42857	216	0-2-1	242	166	233	.45649	233	29	29	
<hr/>													
TOTALS		RPI 1-25		RPI 26-50		W-L RECORDS		RPI 51-100		RPI 101-150		RPI 150+	
7-5-2		0-0-0		0-1-0		OVERALL		0-0-0		0-2-0		7-2-2	
2-3-1		0-0-0		0-1-0		HOME		0-0-0		0-1-0		2-1-1	
5-2-1		0-0-0		0-0-0		AWAY		0-0-0		0-1-0		5-1-1	
0-0-0		0-0-0		0-0-0		NEUTRAL		0-0-0		0-0-0		0-0-0	
<hr/>													
2-3-2		0-0-0		0-1-0		NON-CONFERENCE		0-0-0		0-1-0		2-1-2	
0-2-1		0-0-0		0-1-0		HOME		0-0-0		0-0-0		0-1-1	
2-1-1		0-0-0		0-0-		AWAY		0-0-0		0-1-0		2-0-1	
0-0-0		0-0-0		0-0-0		NEUTRAL		0-0-0		0-0-0		0-0-0	
<hr/>													
5-2-0		0-0-0		0-0-0		CONFERENCE		0-0-0		0-1-0		5-1-0	
2-1-0		0-0-0		0-0-0		HOME		0-0-0		0-1-0		2-0-0	
3-1-0		0-0-0		0-0-0		AWAY		0-0-0		0-0-0		3-1-0	
0-0-0		0-0-0		0-0-0		NEUTRAL		0-0-0		0-0-0		0-0-0	
<hr/>													
RPI	S	Opponent	Score	RPI	S	Opponent	Score	RPI	S	Opponent	Score		
				43	H	Michigan St.	0 2			114	A	Drexel	1 2
										126	H	Manhattan	0 1
										154	A	Buffalo	1 1
										168	A	Rider	0 1
										212	H	Siena	2 0
										221	A	Quinnipiac	4 0
										239	H	St. Bonaventure	1 3
										243	H	Akron	0 0
										272	A	Robert Morris	1 0
										276	A	Binghamton	2 1
										286	A	Fairfield	3 1
										322	H	Iona	4 3
										325	A	Saint Peter's	3 1
<hr/>													
LAST 10 GAMES													
				325	A	Saint Peter's	3 1	322	H	Iona	4 3		
				168	A	Rider	0 1	286	A	Fairfield	3 1		
				126	H	Manhattan	0 1	114	A	Drexel	1 2		
				221	A	Quinnipiac	4 0	239	H	St. Bonaventure	1 3		
				212	H	Siena	2 0	154	A	Buffalo	1 1		

Non-Div. I Games:

Niagara



Average RPI Win: 232		WON-LOST	WINNING	LAST 10	STRENGTH OF		OPP. STRENGTH	TEAM	ADJ		CONF.	ADJ CONF.					
Average RPI Loss: 146		RECORD	PCT. RANK	GAMES	SCHEDULE		OF SCHEDULE	RPI	RPI		RPI	RPI					
DIV. I ONLY		8-7-0	.53333	146	5-5-0		244	189	203	.48101	201	14	14				
DIV. I NON-CONF.		6-3-0	.66667	77	3-1-0		213	201	122	.52564	124	14	14				
<hr/>																	
TOTALS		RPI 1-25		RPI 26-50		W-L RECORDS		RPI 51-100		RPI 101-150		RPI 150+					
8-7-0		0-0-0		0-1-0		OVERALL		0-1-0		1-2-0		7-3-0					
5-3-0		0-0-0		0-0-0		HOME		0-0-0		0-1-0		5-2-0					
3-4-0		0-0-0		0-1-0		AWAY		0-1-0		1-1-0		2-1-0					
0-0-0		0-0-0		0-0-0		NEUTRAL		0-0-0		0-0-0		0-0-0					
6-3-0		0-0-0		0-1-0		NON-CONFERENCE		0-1-0		1-0-0		5-1-0					
4-1-0		0-0-0		0-0-0		HOME		0-0-0		0-0-0		4-1-0					
2-2-0		0-0-0		0-0-		AWAY		0-1-0		1-0-0		1-0-0					
0-0-0		0-0-0		0-0-0		NEUTRAL		0-0-0		0-0-0		0-0-0					
2-4-0		0-0-0		0-0-0		CONFERENCE		0-0-0		0-2-0		2-2-0					
1-2-0		0-0-0		0-0-0		HOME		0-0-0		0-1-0		1-1-0					
1-2-0		0-0-0		0-0-0		AWAY		0-0-0		0-1-0		1-1-0					
0-0-0		0-0-0		0-0-0		NEUTRAL		0-0-0		0-0-0		0-0-0					
RPI	S	Opponent		Score		RPI	S	Opponent		Score		RPI	S	Opponent		Score	
						48	A	Northwestern		1	2	55	A	Illinois		1	3
												101	A	Murray St.		2	0
												125	A	Fordham		0	1
												146	H	Dayton		0	1
												162	H	SMU		5	0
												167	A	George Mason		0	1
												199	H	Richmond		2	1
												239	H	St. Bonaventure		0	1
												242	H	Drake		3	4
												251	H	Ill.-Chicago		4	1
												262	A	SIUE		2	1
												279	H	Evansville		2	0
												295	A	Rhode Island		2	1
												303	H	IPFW		5	0
<hr/>																	
LAST 10 GAMES																	
						239	H	St. Bonaventure		0	1	146	H	Dayton		0	1
						125	A	Fordham		0	1	101	A	Murray St.		2	0
						167	A	George Mason		0	1	279	H	Evansville		2	0
						199	H	Richmond		2	1	242	H	Drake		3	4
						295	A	Rhode Island		2	1	262	A	SIUE		2	1

Non-Div. I Games:

Saint Louis

Average RPI Win:		244	WON-LOST RECORD		WINNING PCT. RANK		LAST 10 GAMES		STRENGTH OF SCHEDULE		OPP. STRENGTH OF SCHEDULE		TEAM RPI		ADJ RPI		CONF. RPI		ADJ CONF. RPI		
Average RPI Loss:		145																			
DIV. I ONLY			7-6-3		.53125 152		6-3-1		224		226		199		.4804 202		28		28		
DIV. I NON-CONF.			2-4-3		.38889 227		1-1-1		141		179		204		.47687 206		26		26		
TOTALS		RPI 1-25		RPI 26-50		W-L RECORDS		RPI 51-100		RPI 101-150		RPI 150+									
7-6-3		0-0-0		0-0-0		OVERALL		0-2-0		1-2-1		6-2-2									
4-4-1		0-0-0		0-0-0		HOME		0-2-0		1-2-0		3-0-1									
3-2-2		0-0-0		0-0-0		AWAY		0-0-0		0-0-1		3-2-1									
0-0-0		0-0-0		0-0-0		NEUTRAL		0-0-0		0-0-0		0-0-0									
2-4-3		0-0-0		0-0-0		NON-CONFERENCE		0-2-0		1-1-1		1-1-2									
2-3-1		0-0-0		0-0-0		HOME		0-2-0		1-1-0		1-0-1									
0-1-2		0-0-0		0-0-		AWAY		0-0-0		0-0-1		0-1-1									
0-0-0		0-0-0		0-0-0		NEUTRAL		0-0-0		0-0-0		0-0-0									
5-2-0		0-0-0		0-0-0		CONFERENCE		0-0-0		0-1-0		5-1-0									
2-1-0		0-0-0		0-0-0		HOME		0-0-0		0-1-0		2-0-0									
3-1-0		0-0-0		0-0-0		AWAY		0-0-0		0-0-0		3-1-0									
0-0-0		0-0-0		0-0-0		NEUTRAL		0-0-0		0-0-0		0-0-0									
RPI	S	Opponent		Score	RPI	S	Opponent		Score	RPI	S	Opponent		Score	RPI	S	Opponent		Score		
										64	H	Troy		0 3			101		H	Murray St.	1 2
										84	H	Middle Tenn.		0 1			107		H	Little Rock	1 2
																	141		A	Georgia St.	1 1
																	149		H	Alabama	2 1
																	184		A	Mercer	0 0
																	195		A	ETSU	0 1
																	206		A	Jacksonville St.	2 1
																	244		H	Radford	1 0
																	262		A	SIUE	1 0
																	269		H	Austin Peay	2 1
																	284		A	Belmont	1 0
																	292		H	Eastern Ky.	3 0
																	298		H	Chattanooga	1 1
																	321		A	Eastern Ill.	0 1
				LAST 10 GAMES																	
					101	H	Murray St.		1 2				206	A	Jacksonville St.		2 1				
					269	H	Austin Peay		2 1				284	A	Belmont		1 0				
					262	A	SIUE		1 0				298	H	Chattanooga		1 1				
					321	A	Eastern Ill.		0 1				64	H	Troy		0 3				
					292	H	Eastern Ky.		3 0				244	H	Radford		1 0				

Non-Div. I Games:

Tennessee Tech

Average RPI Win:	223	WON-LOST RECORD	WINNING PCT. RANK	LAST 10 GAMES	STRENGTH OF SCHEDULE	OPP. STRENGTH OF SCHEDULE	TEAM RPI	ADJ RPI	CONF. RPI	ADJ CONF. RPI			
Average RPI Loss:	131												
DIV. I ONLY	7-9-1	.44118	199	6-4-0	166	184	204	.47987	203	18	18		
DIV. I NON-CONF.	2-6-1	.27778	269	1-1-0	124	149	228	.46197	227	17	16		
<hr/>													
TOTALS	RPI 1-25	RPI 26-50		W-L RECORDS		RPI 51-100		RPI 101-150		RPI 150+			
7-9-1	0-0-0	0-0-0		OVERALL		0-3-0		0-3-1		7-3-0			
4-7-0	0-0-0	0-0-0		HOME		0-3-0		0-2-0		4-2-0			
3-2-1	0-0-0	0-0-0		AWAY		0-0-0		0-1-1		3-1-0			
0-0-0	0-0-0	0-0-0		NEUTRAL		0-0-0		0-0-0		0-0-0			
<hr/>													
2-6-1	0-0-0	0-0-0		NON-CONFERENCE		0-3-0		0-2-1		2-1-0			
2-5-0	0-0-0	0-0-0		HOME		0-3-0		0-1-0		2-1-0			
0-1-1	0-0-0	0-0-		AWAY		0-0-0		0-1-1		0-0-0			
0-0-0	0-0-0	0-0-0		NEUTRAL		0-0-0		0-0-0		0-0-0			
<hr/>													
5-3-0	0-0-0	0-0-0		CONFERENCE		0-0-0		0-1-0		5-2-0			
2-2-0	0-0-0	0-0-0		HOME		0-0-0		0-1-0		2-1-0			
3-1-0	0-0-0	0-0-0		AWAY		0-0-0		0-0-0		3-1-0			
0-0-0	0-0-0	0-0-0		NEUTRAL		0-0-0		0-0-0		0-0-0			
<hr/>													
RPI	S	Opponent	Score	RPI	S	Opponent	Score	RPI	S	Opponent	Score		
				53 H Cincinnati				1	2	110 A Colorado		0	3
				58 H Kansas				1	2	139 H San Jose St.		0	2
				78 H Pittsburgh				0	1	142 H Baylor		0	2
								144 A Weber St.		2	2		
								161 A Utah St.		2	3		
								171 A Boise St.		2	0		
								176 H Northern Colo.		1	0		
								181 A UNLV		2	1		
								190 H Iowa St.		0	3		
								218 H Wyoming		2	1		
								240 A Nevada		1	0		
								249 H Fresno St.		0	1		
								285 H CSU Bakersfield		2	1		
								288 H Colorado St.		1	0		

Non-Div. I Games:

Colorado Col.

Average RPI Win:	161	WON-LOST RECORD	WINNING PCT. RANK	LAST 10 GAMES	STRENGTH OF SCHEDULE	OPP. STRENGTH OF SCHEDULE	TEAM RPI	ADJ RPI	CONF. RPI	ADJ CONF. RPI	
Average RPI Loss:	109										
DIV. I ONLY	2-11-2	.2	308	2-7-1	20	179	205	.47976	204	10	10
DIV. I NON-CONF.	1-6-2	.22222	286	1-2-1	27	208	203	.47888	202	10	10
<hr/>											
TOTALS	RPI 1-25	RPI 26-50		W-L RECORDS	RPI 51-100		RPI 101-150		RPI 150+		
2-11-2	0-0-0	0-2-0		OVERALL	1-3-0		0-3-2		1-3-0		
2-5-0	0-0-0	0-0-0		HOME	1-1-0		0-2-0		1-2-0		
0-5-2	0-0-0	0-1-0		AWAY	0-2-0		0-1-2		0-1-0		
0-1-0	0-0-0	0-1-0		NEUTRAL	0-0-0		0-0-0		0-0-0		
<hr/>											
1-6-2	0-0-0	0-1-0		NON-CONFERENCE	0-1-0		0-3-2		1-1-0		
1-3-0	0-0-0	0-0-0		HOME	0-0-0		0-2-0		1-1-0		
0-2-2	0-0-0	0-0-		AWAY	0-1-0		0-1-2		0-0-0		
0-1-0	0-0-0	0-1-0		NEUTRAL	0-0-0		0-0-0		0-0-0		
<hr/>											
1-5-0	0-0-0	0-1-0		CONFERENCE	1-2-0		0-0-0		0-2-0		
1-2-0	0-0-0	0-0-0		HOME	1-1-0		0-0-0		0-1-0		
0-3-0	0-0-0	0-1-0		AWAY	0-1-0		0-0-0		0-1-0		
0-0-0	0-0-0	0-0-0		NEUTRAL	0-0-0		0-0-0		0-0-0		
<hr/>											
RPI S	Opponent	Score	RPI S	Opponent	Score	RPI S	Opponent	Score	RPI S	Opponent	Score
			30 A	St. John's (NY)	0 3	56 A	DePaul	0 1	111 A	Monmouth	0 0
			31 N	William & Mary	1 5	66 A	James Madison	0 5	113 H	Cornell	0 1
						75 H	Marquette	1 0	129 A	La Salle	1 1
						96 H	Butler	0 1	131 A	Penn	1 3
									133 H	Saint Joseph's	1 2
									153 H	Creighton	2 3
									158 H	Duquesne	1 3
									227 A	Xavier	0 1
									246 H	Albany (NY)	1 0
<hr/>											
			LAST 10 GAMES								
			96 H	Butler	0 1	30 A	St. John's (NY)	0 3			
			227 A	Xavier	0 1	246 H	Albany (NY)	1 0			
			153 H	Creighton	2 3	113 H	Cornell	0 1			
			56 A	DePaul	0 1	133 H	Saint Joseph's	1 2			
			75 H	Marquette	1 0	111 A	Monmouth	0 0			

Non-Div. I Games:

Seton Hall

Average RPI Win: 258		WON-LOST RECORD		WINNING PCT. RANK		LAST 10 GAMES		STRENGTH OF SCHEDULE		OPP. STRENGTH OF SCHEDULE		TEAM RPI		ADJ RPI		CONF. RPI		ADJ CONF. RPI	
DIV. I ONLY		6-8-2		.4375 202		4-5-1		161		182		202		.47959 205		12		12	
DIV. I NON-CONF.		3-5-1		.38889 227		1-2-0		243		215		249		.44019 251		13		13	
TOTALS		RPI 1-25		RPI 26-50		W-L RECORDS		RPI 51-100		RPI 101-150		RPI 150+							
6-8-2		0-2-0		0-0-0		OVERALL		0-2-0		1-1-1		5-3-1							
4-3-1		0-1-0		0-0-0		HOME		0-1-0		1-0-0		3-1-1							
2-5-1		0-1-0		0-0-0		AWAY		0-1-0		0-1-1		2-2-0							
0-0-0		0-0-0		0-0-0		NEUTRAL		0-0-0		0-0-0		0-0-0							
3-5-1		0-1-0		0-0-0		NON-CONFERENCE		0-1-0		0-1-0		3-2-1							
2-0-1		0-0-0		0-0-0		HOME		0-0-0		0-0-0		2-0-1							
1-5-0		0-1-0		0-0-		AWAY		0-1-0		0-1-0		1-2-0							
0-0-0		0-0-0		0-0-0		NEUTRAL		0-0-0		0-0-0		0-0-0							
3-3-1		0-1-0		0-0-0		CONFERENCE		0-1-0		1-0-1		2-1-0							
2-3-0		0-1-0		0-0-0		HOME		0-1-0		1-0-0		1-1-0							
1-0-1		0-0-0		0-0-0		AWAY		0-0-0		0-0-1		1-0-0							
0-0-0		0-0-0		0-0-0		NEUTRAL		0-0-0		0-0-0		0-0-0							
RPI S	Opponent	Score		RPI S	Opponent	Score		RPI S	Opponent	Score		RPI S	Opponent	Score					
14 A	South Fla.	0	5					60 A	Tennessee	0	2	107 A	Little Rock	0	0				
20 H	South Ala.	0	1					64 H	Troy	0	1	109 A	Coastal Caro.	1	2				
												141 H	Georgia St.	4	3				
												198 H	Jacksonville	2	2				
												213 A	Charlotte	3	4				
												216 H	La.-Lafayette	0	1				
												252 H	Winthrop	2	0				
												255 H	La.-Monroe	3	0				
												268 A	Arkansas St.	3	1				
												282 A	North Florida	0	1				
												304 A	Alabama St.	10	2				
												327 H	Francis Marion	5	1				
LAST 10 GAMES																			
	20 H	South Ala.	0	1		255 H	La.-Monroe	3	0										
	64 H	Troy	0	1		216 H	La.-Lafayette	0	1										
	141 H	Georgia St.	4	3		282 A	North Florida	0	1										
	268 A	Arkansas St.	3	1		14 A	South Fla.	0	5										
	107 A	Little Rock	0	0		304 A	Alabama St.	10	2										

Non-Div. I Games:

Ga. Southern

Average RPI Win:	263	WON-LOST RECORD	WINNING PCT. RANK	LAST 10 GAMES	STRENGTH OF SCHEDULE	OPP. STRENGTH OF SCHEDULE	TEAM RPI	ADJ RPI	CONF. RPI	ADJ CONF. RPI		
DIV. I ONLY		7-8-1	.46875	182	5-4-1	159	288	206	.47921	206	28	28
DIV. I NON-CONF.		3-5-0	.375	237	1-1-0	107	238	196	.48256	196	26	26
<hr/>												
TOTALS	RPI 1-25	RPI 26-50		W-L RECORDS		RPI 51-100		RPI 101-150		RPI 150+		
7-8-1	0-0-0	0-0-0		OVERALL		0-3-0		0-3-0		7-2-1		
4-4-0	0-0-0	0-0-0		HOME		0-1-0		0-2-0		4-1-0		
3-4-1	0-0-0	0-0-0		AWAY		0-2-0		0-1-0		3-1-1		
0-0-0	0-0-0	0-0-0		NEUTRAL		0-0-0		0-0-0		0-0-0		
3-5-0	0-0-0	0-0-0		NON-CONFERENCE		0-3-0		0-2-0		3-0-0		
2-2-0	0-0-0	0-0-0		HOME		0-1-0		0-1-0		2-0-0		
1-3-0	0-0-0	0-0-		AWAY		0-2-0		0-1-0		1-0-0		
0-0-0	0-0-0	0-0-0		NEUTRAL		0-0-0		0-0-0		0-0-0		
4-3-1	0-0-0	0-0-0		CONFERENCE		0-0-0		0-1-0		4-2-1		
2-2-0	0-0-0	0-0-0		HOME		0-0-0		0-1-0		2-1-0		
2-1-1	0-0-0	0-0-0		AWAY		0-0-0		0-0-0		2-1-1		
0-0-0	0-0-0	0-0-0		NEUTRAL		0-0-0		0-0-0		0-0-0		
RPI	S	Opponent	Score	RPI	S	Opponent	Score	RPI	S	Opponent	Score	
						84 A Middle Tenn.	0 1	101 H Murray St.			0 1	
						88 H Ball St.	0 4	141 H Georgia St.			0 4	
						97 A Lipscomb	0 3	149 A Alabama			0 2	
								202 H Tennessee Tech			1 2	
								233 H Gardner-Webb			2 1	
								248 A Southeast Mo. St.			0 1	
								250 H Morehead St.			2 1	
								254 A UT Martin			2 0	
								262 A SIUE			1 0	
								269 H Austin Peay			4 3	
								270 A Jackson St.			1 0	
								304 H Alabama St.			7 0	
								321 A Eastern Ill.			0 0	
				LAST 10 GAMES								
				248 A Southeast Mo. St.	0 1	262 A SIUE	1 0					
				254 A UT Martin	2 0	202 H Tennessee Tech	1 2					
				101 H Murray St.	0 1	250 H Morehead St.	2 1					
				269 H Austin Peay	4 3	149 A Alabama	0 2					
				321 A Eastern Ill.	0 0	304 H Alabama St.	7 0					

Non-Div. I Games:

Jacksonville St.

Average RPI Win:	211	WON-LOST RECORD	WINNING PCT. RANK	LAST 10 GAMES		STRENGTH OF SCHEDULE	OPP. STRENGTH OF SCHEDULE	TEAM RPI	ADJ RPI	CONF. RPI	ADJ CONF. RPI
DIV. I ONLY		4-5-6	.46667 189	4-4-2		204	159	209	.47764 207	22	21
DIV. I NON-CONF.		1-4-4	.33333 252	1-3-0		185	111	232	.4578 231	24	24

TOTALS	RPI 1-25	RPI 26-50	W-L RECORDS	RPI 51-100	RPI 101-150	RPI 150+
4-5-6	0-0-0	0-0-1	OVERALL	0-2-0	0-0-0	4-3-5
2-2-3	0-0-0	0-0-1	HOME	0-1-0	0-0-0	2-1-2
2-3-3	0-0-0	0-0-0	AWAY	0-1-0	0-0-0	2-2-3
0-0-0	0-0-0	0-0-0	NEUTRAL	0-0-0	0-0-0	0-0-0
1-4-4	0-0-0	0-0-1	NON-CONFERENCE	0-2-0	0-0-0	1-2-3
1-1-2	0-0-0	0-0-1	HOME	0-1-0	0-0-0	1-0-1
0-3-2	0-0-0	0-0-	AWAY	0-1-0	0-0-0	0-2-2
0-0-0	0-0-0	0-0-0	NEUTRAL	0-0-0	0-0-0	0-0-0
3-1-2	0-0-0	0-0-0	CONFERENCE	0-0-0	0-0-0	3-1-2
1-1-1	0-0-0	0-0-0	HOME	0-0-0	0-0-0	1-1-1
2-0-1	0-0-0	0-0-0	AWAY	0-0-0	0-0-0	2-0-1
0-0-0	0-0-0	0-0-0	NEUTRAL	0-0-0	0-0-0	0-0-0

RPI	S	Opponent	Score	RPI	S	Opponent	Score	RPI	S	Opponent	Score
				43	H	Michigan St.	1 1				
								55	A	Illinois	1 4
								74	H	San Francisco	0 2
										157	H Valparaiso 3 1
										158	H Duquesne 3 0
										170	H Milwaukee 1 2
										196	A Northern Ariz. 1 2
										211	H Central Mich. 2 2
										214	A Toledo 1 3
										215	A Wright St. 1 0
										231	A Grand Canyon 2 2
										234	H Detroit 1 1
										239	A St. Bonaventure 1 1
										251	A Ill.-Chicago 0 0
										313	A Green Bay 2 0

LAST 10 GAMES			
251 A Ill.-Chicago	0 0	158 H Duquesne	3 0
215 A Wright St.	1 0	170 H Milwaukee	1 2
157 H Valparaiso	3 1	74 H San Francisco	0 2
234 H Detroit	1 1	214 A Toledo	1 3
313 A Green Bay	2 0	196 A Northern Ariz.	1 2

**Non-Div. I Games:**

Oakland

Average RPI Win: 256		WON-LOST	WINNING	LAST 10	STRENGTH OF		OPP. STRENGTH	TEAM	ADJ		CONF.	ADJ CONF.
Average RPI Loss: 185		RECORD	PCT. RANK	GAMES	SCHEDULE		OF SCHEDULE	RPI	RPI		RPI	RPI
DIV. I ONLY		7-6-2	.53333	146	5-4-1		232	263	208	.47703	208	24
DIV. I NON-CONF.		3-3-1	.5	156	1-1-0		189	220	187	.48746	187	25
TOTALS		RPI 1-25	RPI 26-50		W-L RECORDS		RPI 51-100		RPI 101-150		RPI 150+	
7-6-2		0-0-0	0-0-0		OVERALL		0-1-0		0-1-1		7-4-1	
2-2-2		0-0-0	0-0-0		HOME		0-0-0		0-0-1		2-2-1	
5-2-0		0-0-0	0-0-0		AWAY		0-0-0		0-0-0		5-2-0	
0-2-0		0-0-0	0-0-0		NEUTRAL		0-1-0		0-1-0		0-0-0	
3-3-1		0-0-0	0-0-0		NON-CONFERENCE		0-1-0		0-1-1		3-1-0	
0-0-1		0-0-0	0-0-0		HOME		0-0-0		0-0-1		0-0-0	
3-1-0		0-0-0	0-0-		AWAY		0-0-0		0-0-0		3-1-0	
0-2-0		0-0-0	0-0-0		NEUTRAL		0-1-0		0-1-0		0-0-0	
4-3-1		0-0-0	0-0-0		CONFERENCE		0-0-0		0-0-0		4-3-1	
2-2-1		0-0-0	0-0-0		HOME		0-0-0		0-0-0		2-2-1	
2-1-0		0-0-0	0-0-0		AWAY		0-0-0		0-0-0		2-1-0	
0-0-0		0-0-0	0-0-0		NEUTRAL		0-0-0		0-0-0		0-0-0	
RPI S	Opponent	Score	RPI S	Opponent	Score	RPI S	Opponent	Score	RPI S	Opponent	Score	
						100 N	Rice	0 2	105 N	Fla. Atlantic	0 2	
									142 H	Baylor	1 1	
									152 H	Houston Baptist	0 1	
									162 A	SMU	1 3	
									166 H	Southeastern La.	0 0	
									216 A	La.-Lafayette	1 0	
									228 H	Central Ark.	2 1	
									237 A	McNeese St.	2 1	
									267 A	UTSA	2 1	
									273 A	Lamar	1 0	
									274 A	Northwestern St.	1 2	
									281 A	Prairie View	4 0	
									290 H	A&M-Corpus Christi	1 0	
									314 H	Nicholls St.	0 2	
LAST 10 GAMES												
						314 H	Nicholls St.	0 2	290 H	A&M-Corpus Christi	1 0	
						166 H	Southeastern La.	0 0	152 H	Houston Baptist	0 1	
						274 A	Northwestern St.	1 2	228 H	Central Ark.	2 1	
						273 A	Lamar	1 0	281 A	Prairie View	4 0	
						237 A	McNeese St.	2 1	162 A	SMU	1 3	

Non-Div. I Games:

Sam Houston St.



Average RPI Win: 288		WON-LOST	WINNING	LAST 10	STRENGTH OF		OPP. STRENGTH	TEAM	ADJ	CONF.	ADJ CONF.
Average RPI Loss: 120		RECORD	PCT. RANK	GAMES	SCHEDULE		OF SCHEDULE	RPI	RPI	RPI	RPI
DIV. I ONLY		7-7-2	.5	158	3-4-0		192	265	207	.47689	209
DIV. I NON-CONF.		4-5-2	.45455	191	0-2-0		128	240	174	.49615	176
TOTALS		RPI 1-25	RPI 26-50		W-L RECORDS		RPI 51-100		RPI 101-150		RPI 150+
7-7-2		0-0-0	0-1-0		OVERALL		0-3-0		0-1-1		7-2-1
4-3-1		0-0-0	0-0-0		HOME		0-2-0		0-0-0		4-1-1
3-4-1		0-0-0	0-1-0		AWAY		0-1-0		0-1-1		3-1-0
0-0-0		0-0-0	0-0-0		NEUTRAL		0-0-0		0-0-0		0-0-0
4-5-2		0-0-0	0-1-0		NON-CONFERENCE		0-3-0		0-1-1		4-0-1
4-2-1		0-0-0	0-0-0		HOME		0-2-0		0-0-0		4-0-1
0-3-1		0-0-0	0-0-		AWAY		0-1-0		0-1-1		0-0-0
0-0-0		0-0-0	0-0-0		NEUTRAL		0-0-0		0-0-0		0-0-0
3-2-0		0-0-0	0-0-0		CONFERENCE		0-0-0		0-0-0		3-2-0
0-1-0		0-0-0	0-0-0		HOME		0-0-0		0-0-0		0-1-0
3-1-0		0-0-0	0-0-0		AWAY		0-0-0		0-0-0		3-1-0
0-0-0		0-0-0	0-0-0		NEUTRAL		0-0-0		0-0-0		0-0-0
RPI S	Opponent	Score	RPI S	Opponent	Score	RPI S	Opponent	Score	RPI S	Opponent	Score
			49 A	North Texas	0 1	57 H	Oklahoma	1 2	106 A	TCU	0 4
						61 H	Tulsa	1 2	150 A	Missouri St.	2 2
						85 A	Oklahoma St.	0 8	165 A	North Dakota St.	0 1
									257 H	Mississippi Val.	3 0
									259 A	IUPUI	3 1
									262 H	SIUE	0 0
									278 H	Indiana St.	3 1
									299 H	Incarnate Word	3 1
									303 A	IPFW	1 0
									307 A	South Dakota	1 0
									315 H	Ark.-Pine Bluff	8 1
									317 H	Western Ill.	2 3
LAST 10 GAMES											
			57 H	Oklahoma	1 2	165 A	North Dakota St.	0 1			
			303 A	IPFW	1 0	307 A	South Dakota	1 0			
			259 A	IUPUI	3 1	61 H	Tulsa	1 2			
			317 H	Western Ill.	2 3	49 A	North Texas	0 1			
			85 A	Oklahoma St.	0 8	278 H	Indiana St.	3 1			

Non-Div. I Games:

Oral Roberts

Average RPI Win: 255		WON-LOST	WINNING	LAST 10	STRENGTH OF		OPP. STRENGTH	TEAM	ADJ		CONF.	ADJ CONF.
Average RPI Loss: 133		RECORD	PCT. RANK	GAMES	SCHEDULE		OF SCHEDULE	RPI	RPI		RPI	RPI
DIV. I ONLY		6-7-3	.46875	182	3-5-2		189	219	210	.47627	210	20
DIV. I NON-CONF.		4-3-2	.55556	135	1-1-1		142	202	142	.51704	142	19
TOTALS		RPI 1-25	RPI 26-50		W-L RECORDS		RPI 51-100		RPI 101-150		RPI 150+	
6-7-3		0-0-0	0-0-0		OVERALL		0-3-1		1-2-0		5-2-2	
3-2-1		0-0-0	0-0-0		HOME		0-0-0		1-1-0		2-1-1	
2-5-2		0-0-0	0-0-0		AWAY		0-3-1		0-1-0		2-1-1	
1-0-0		0-0-0	0-0-0		NEUTRAL		0-0-0		0-0-0		1-0-0	
4-3-2		0-0-0	0-0-0		NON-CONFERENCE		0-2-1		1-1-0		3-0-1	
2-1-1		0-0-0	0-0-0		HOME		0-0-0		1-1-0		1-0-1	
1-2-1		0-0-0	0-0-		AWAY		0-2-1		0-0-0		1-0-0	
1-0-0		0-0-0	0-0-0		NEUTRAL		0-0-0		0-0-0		1-0-0	
2-4-1		0-0-0	0-0-0		CONFERENCE		0-1-0		0-1-0		2-2-1	
1-1-0		0-0-0	0-0-0		HOME		0-0-0		0-0-0		1-1-0	
1-3-1		0-0-0	0-0-0		AWAY		0-1-0		0-1-0		1-1-1	
0-0-0		0-0-0	0-0-0		NEUTRAL		0-0-0		0-0-0		0-0-0	
RPI S	Opponent	Score	RPI S	Opponent	Score	RPI S	Opponent	Score	RPI S	Opponent	Score	
						84 A	Middle Tenn.	0 1	134 H	Longwood	1 0	
						89 A	East Carolina	0 1	135 H	Campbell	0 2	
						94 A	Furman	2 3	148 A	UNCG	0 2	
						97 A	Lipscomb	1 1	184 H	Mercer	0 1	
									195 A	ETSU	1 3	
									236 A	Wofford	1 1	
									238 A	UNC Asheville	3 0	
									252 H	Winthrop	1 1	
									254 N	UT Martin	3 0	
									292 H	Eastern Ky.	3 0	
									293 A	VMI	5 0	
									320 H	Citadel	2 0	
LAST 10 GAMES												
						94 A	Furman	2 3	293 A	VMI	5 0	
						236 A	Wofford	1 1	148 A	UNCG	0 2	
						184 H	Mercer	0 1	97 A	Lipscomb	1 1	
						320 H	Citadel	2 0	254 N	UT Martin	3 0	
						195 A	ETSU	1 3	89 A	East Carolina	0 1	

Non-Div. I Games:

Western Caro.

Average RPI Win: 248		WON-LOST	WINNING	LAST 10	STRENGTH OF		OPP. STRENGTH	TEAM	ADJ	CONF.	ADJ CONF.
Average RPI Loss: 95		RECORD	PCT. RANK	GAMES	SCHEDULE		OF SCHEDULE	RPI	RPI	RPI	RPI
DIV. I ONLY		5-8-2	.4	227	154		158	211	.47504	211	17
DIV. I NON-CONF.		1-5-1	.21429	293	161		90	257	.43597	256	16
TOTALS		RPI 1-25	RPI 26-50		W-L RECORDS		RPI 51-100		RPI 101-150		RPI 150+
5-8-2	0-0-0	0-1-0		OVERALL		0-4-0		1-1-0		4-2-2	
2-3-1	0-0-0	0-0-0		HOME		0-2-0		1-1-0		1-0-1	
3-5-1	0-0-0	0-1-0		AWAY		0-2-0		0-0-0		3-2-1	
0-0-0	0-0-0	0-0-0		NEUTRAL		0-0-0		0-0-0		0-0-0	
1-5-1	0-0-0	0-1-0		NON-CONFERENCE		0-2-0		0-1-0		1-1-1	
0-2-0	0-0-0	0-0-0		HOME		0-1-0		0-1-0		0-0-0	
1-3-1	0-0-0	0-0-		AWAY		0-1-0		0-0-0		1-1-1	
0-0-0	0-0-0	0-0-0		NEUTRAL		0-0-0		0-0-0		0-0-0	
4-3-1	0-0-0	0-0-0		CONFERENCE		0-2-0		1-0-0		3-1-1	
2-1-1	0-0-0	0-0-0		HOME		0-1-0		1-0-0		1-0-1	
2-2-0	0-0-0	0-0-0		AWAY		0-1-0		0-0-0		2-1-0	
0-0-0	0-0-0	0-0-0		NEUTRAL		0-0-0		0-0-0		0-0-0	
RPI S	Opponent	Score	RPI S	Opponent	Score	RPI S	Opponent	Score	RPI S	Opponent	Score
			40 A	Nebraska	3 4	51 A	Michigan	1 3	127 H	Miami (OH)	1 0
						56 H	DePaul	0 1	145 H	Illinois St.	0 1
						76 A	Western Mich.	0 1	153 A	Creighton	0 1
						88 H	Ball St.	1 2	154 A	Buffalo	0 3
									207 A	Oakland	2 2
									223 H	Eastern Mich.	0 0
									243 A	Akron	3 0
									271 H	Bowling Green	1 0
									289 A	Youngstown St.	2 0
									308 A	Northern Ill.	2 0
LAST 10 GAMES											
			154 A	Buffalo	0 3	127 H	Miami (OH)	1 0			
			243 A	Akron	3 0	308 A	Northern Ill.	2 0			
			271 H	Bowling Green	1 0	76 A	Western Mich.	0 1			
			223 H	Eastern Mich.	0 0	145 H	Illinois St.	0 1			
			88 H	Ball St.	1 2	56 H	DePaul	0 1			

Non-Div. I Games:

Central Mich.

Average RPI Win: 285		WON-LOST RECORD	WINNING PCT. RANK		LAST 10 GAMES	STRENGTH OF SCHEDULE	OPP. STRENGTH OF SCHEDULE	TEAM RPI	ADJ RPI		CONF. RPI	ADJ CONF. RPI
Average RPI Loss: 158												
DIV. I ONLY		7-6-3	.53125	152	4-5-1	221	310	212	.47365	212	27	27
DIV. I NON-CONF.		4-2-2	.625	93	1-1-0	197	291	155	.50898	156	29	29
<hr/>												
TOTALS		RPI 1-25		RPI 26-50		W-L RECORDS		RPI 51-100		RPI 101-150		RPI 150+
7-6-3		0-0-0		0-0-0		OVERALL		0-0-0		0-2-1		7-4-2
5-2-1		0-0-0		0-0-0		HOME		0-0-0		0-1-0		5-1-1
2-4-2		0-0-0		0-0-0		AWAY		0-0-0		0-1-1		2-3-1
0-0-0		0-0-0		0-0-0		NEUTRAL		0-0-0		0-0-0		0-0-0
<hr/>												
4-2-2		0-0-0		0-0-0		NON-CONFERENCE		0-0-0		0-0-1		4-2-1
3-1-0		0-0-0		0-0-0		HOME		0-0-0		0-0-0		3-1-0
1-1-2		0-0-0		0-0-		AWAY		0-0-0		0-0-1		1-1-1
0-0-0		0-0-0		0-0-0		NEUTRAL		0-0-0		0-0-0		0-0-0
<hr/>												
3-4-1		0-0-0		0-0-0		CONFERENCE		0-0-0		0-2-0		3-2-1
2-1-1		0-0-0		0-0-0		HOME		0-0-0		0-1-0		2-0-1
1-3-0		0-0-0		0-0-0		AWAY		0-0-0		0-1-0		1-2-0
0-0-0		0-0-0		0-0-0		NEUTRAL		0-0-0		0-0-0		0-0-0
<hr/>												
RPI	S	Opponent	Score	RPI	S	Opponent	Score	RPI	S	Opponent	Score	
										111 H Monmouth	0	1
										113 A Cornell	0	0
										126 A Manhattan	0	1
										168 A Rider	0	2
										172 H Central Conn. St.	0	1
										173 A Hartford	1	4
										200 A Niagara	0	2
										225 H Vermont	3	2
										226 H New Hampshire	2	0
										276 H Binghamton	1	0
										277 A Holy Cross	3	3
										286 H Fairfield	1	1
										310 A LIU Brooklyn	2	1
										312 H Canisius	2	0
										322 A Iona	1	0
										325 H Saint Peter's	7	0
<hr/>												
				LAST 10 GAMES								
										200 A Niagara	0	2
										126 A Manhattan	0	1
										325 H Saint Peter's	7	0
										172 H Central Conn. St.	0	1
										310 A LIU Brooklyn	2	1

Non-Div. I Games:

Siena

Average RPI Win:	210	WON-LOST	WINNING	LAST 10	STRENGTH OF	OPP. STRENGTH	TEAM	ADJ	CONF.	ADJ CONF.						
Average RPI Loss:	113	RECORD	PCT. RANK	GAMES	SCHEDULE	OF SCHEDULE	RPI	RPI	RPI	RPI						
DIV. I ONLY		5-11-0	.3125	274	1-9-0	107	135	213	.47288	213	13	13				
DIV. I NON-CONF.		4-5-0	.44444	194	0-3-0	69	145	129	.52339	128	12	12				
<hr/>																
TOTALS	RPI 1-25	RPI 26-50		W-L RECORDS		RPI 51-100		RPI 101-150		RPI 150+						
5-11-0	0-2-0	0-1-0		OVERALL		0-4-0		1-0-0		4-4-0						
4-6-0	0-2-0	0-1-0		HOME		0-3-0		1-0-0		3-0-0						
1-5-0	0-0-0	0-0-0		AWAY		0-1-0		0-0-0		1-4-0						
0-0-0	0-0-0	0-0-0		NEUTRAL		0-0-0		0-0-0		0-0-0						
<hr/>																
4-5-0	0-2-0	0-0-0		NON-CONFERENCE		0-1-0		1-0-0		3-2-0						
3-3-0	0-2-0	0-0-0		HOME		0-1-0		1-0-0		2-0-0						
1-2-0	0-0-0	0-0-		AWAY		0-0-0		0-0-0		1-2-0						
0-0-0	0-0-0	0-0-0		NEUTRAL		0-0-0		0-0-0		0-0-0						
<hr/>																
1-6-0	0-0-0	0-1-0		CONFERENCE		0-3-0		0-0-0		1-2-0						
1-3-0	0-0-0	0-1-0		HOME		0-2-0		0-0-0		1-0-0						
0-3-0	0-0-0	0-0-0		AWAY		0-1-0		0-0-0		0-2-0						
0-0-0	0-0-0	0-0-0		NEUTRAL		0-0-0		0-0-0		0-0-0						
<hr/>																
RPI	S	Opponent	Score		RPI	S	Opponent	Score		RPI	S	Opponent	Score			
14	H	South Fla.	1	2	49	H	North Texas	0	1	84	A	Middle Tenn.	0	1		
25	H	South Carolina	1	4						89	H	East Carolina	2	3		
										99	H	Western Ky.	1	3		
										100	H	Rice	1	2		
												109	H	Coastal Caro.	4	1
												151	A	Old Dominion	1	2
												164	A	Elon	2	4
												184	A	Mercer	1	2
												205	H	Ga. Southern	4	3
												233	H	Gardner-Webb	3	2
												252	A	Winthrop	2	0
												253	H	UAB	3	2
												287	A	Southern Miss.	0	1
<hr/>																
LAST 10 GAMES																
99 H Western Ky.					1	3	287 A Southern Miss.					0	1			
151 A Old Dominion					1	2	253 H UAB					3	2			
100 H Rice					1	2	164 A Elon					2	4			
49 H North Texas					0	1	89 H East Carolina					2	3			
84 A Middle Tenn.					0	1	14 H South Fla.					1	2			

**Non-Div. I Games:**

Charlotte

T  
o  
l  
e  
d  
o

Toledo					Through Games Of Sunday, October 18, 2015														
Average RPI Win: 223		WON-LOST RECORD		WINNING PCT. RANK		LAST 10 GAMES		STRENGTH OF SCHEDULE		OPP. STRENGTH OF SCHEDULE		TEAM RPI		ADJ RPI		CONF. RPI		ADJ CONF. RPI	
DIV. I ONLY		6-11-0		.35294 249		4-6-0		123		187		214		.4728 214		17		17	
DIV. I NON-CONF.		4-5-0		.44444 194		2-0-0		76		155		137		.51995 138		16		17	
TOTALS		RPI 1-25		RPI 26-50		W-L RECORDS		RPI 51-100		RPI 101-150		RPI 150+							
6-11-0		0-1-0		0-2-0		OVERALL		0-2-0		0-2-0		6-4-0							
4-2-0		0-0-0		0-0-0		HOME		0-1-0		0-1-0		4-0-0							
2-9-0		0-1-0		0-2-0		AWAY		0-1-0		0-1-0		2-4-0							
0-0-0		0-0-0		0-0-0		NEUTRAL		0-0-0		0-0-0		0-0-0							
4-5-0		0-1-0		0-2-0		NON-CONFERENCE		0-0-0		0-1-0		4-1-0							
2-0-0		0-0-0		0-0-0		HOME		0-0-0		0-0-0		2-0-0							
2-5-0		0-1-0		0-0-		AWAY		0-0-0		0-1-0		2-1-0							
0-0-0		0-0-0		0-0-0		NEUTRAL		0-0-0		0-0-0		0-0-0							
2-6-0		0-0-0		0-0-0		CONFERENCE		0-2-0		0-1-0		2-3-0							
2-2-0		0-0-0		0-0-0		HOME		0-1-0		0-1-0		2-0-0							
0-4-0		0-0-0		0-0-0		AWAY		0-1-0		0-0-0		0-3-0							
0-0-0		0-0-0		0-0-0		NEUTRAL		0-0-0		0-0-0		0-0-0							
RPI S	Opponent		Score		RPI S	Opponent		Score		RPI S	Opponent		Score		RPI S	Opponent		Score	
16 A	Notre Dame		0	3	38 A	Loyola Marymount		0	1	76 A	Western Mich.		0	1	112 A	Pepperdine		0	3
					39 A	Kentucky		0	7						127 H	Miami (OH)		1	3
															154 A	Buffalo		1	3
															190 A	Northern Ky.		2	0
															207 H	Oakland		3	1
															215 H	Wright St.		1	0
															223 H	Eastern Mich.		1	0
															227 A	Xavier		0	2
															234 A	Detroit		3	2
															243 A	Akron		1	2
															271 H	Bowling Green		2	0
															308 A	Northern Ill.		0	2

T  
o  
l  
e  
d  
o

Non-Div. I Games:

Toledo

Average RPI Win: 244		WON-LOST RECORD		WINNING PCT. RANK		LAST 10 GAMES		STRENGTH OF SCHEDULE		OPP. STRENGTH OF SCHEDULE		TEAM RPI		ADJ RPI		CONF. RPI		ADJ CONF. RPI	
DIV. I ONLY		5-7-1		.42308 214		4-5-1		170		213		215		.47156 215		22		21	
DIV. I NON-CONF.		3-4-0		.42857 216		2-2-0		180		158		205		.47756 203		24		24	
TOTALS		RPI 1-25		RPI 26-50		W-L RECORDS		RPI 51-100		RPI 101-150		RPI 150+							
5-7-1		0-0-0		0-0-0		OVERALL		0-3-0		1-0-0		4-4-1							
2-2-0		0-0-0		0-0-0		HOME		0-0-0		0-0-0		2-2-0							
3-5-1		0-0-0		0-0-0		AWAY		0-3-0		1-0-0		2-2-1							
0-0-0		0-0-0		0-0-0		NEUTRAL		0-0-0		0-0-0		0-0-0							
3-4-0		0-0-0		0-0-0		NON-CONFERENCE		0-3-0		1-0-0		2-1-0							
1-0-0		0-0-0		0-0-0		HOME		0-0-0		0-0-0		1-0-0							
2-4-0		0-0-0		0-0-		AWAY		0-3-0		1-0-0		1-1-0							
0-0-0		0-0-0		0-0-0		NEUTRAL		0-0-0		0-0-0		0-0-0							
2-3-1		0-0-0		0-0-0		CONFERENCE		0-0-0		0-0-0		2-3-1							
1-2-0		0-0-0		0-0-0		HOME		0-0-0		0-0-0		1-2-0							
1-1-1		0-0-0		0-0-0		AWAY		0-0-0		0-0-0		1-1-1							
0-0-0		0-0-0		0-0-0		NEUTRAL		0-0-0		0-0-0		0-0-0							
RPI	S	Opponent		Score	RPI	S	Opponent		Score	RPI	S	Opponent		Score	RPI	S	Opponent		Score
	</																		

Non-Div. I Games:

Wright St.

Average RPI Win:		278	WON-LOST RECORD		WINNING PCT. RANK		LAST 10 GAMES		STRENGTH OF SCHEDULE		OPP. STRENGTH OF SCHEDULE		TEAM RPI		ADJ RPI		CONF. RPI		ADJ CONF. RPI										
DIV. I ONLY			8-8-2		.5 158		3-6-1		252		176		216		.47077 216		12		12										
DIV. I NON-CONF.			6-3-1		.65 88		1-1-0		324		246		244		.44581 241		13		13										
TOTALS		RPI 1-25		RPI 26-50		W-L RECORDS		RPI 51-100		RPI 101-150		RPI 150+																	
8-8-2		0-2-0		0-0-0		OVERALL		0-2-0		0-2-1		8-2-1																	
3-5-0		0-1-0		0-0-0		HOME		0-2-0		0-1-0		3-1-0																	
4-3-1		0-1-0		0-0-0		AWAY		0-0-0		0-1-1		4-1-0																	
1-0-1		0-0-0		0-0-0		NEUTRAL		0-0-0		0-0-0		1-0-1																	
6-3-1		0-1-0		0-0-0		NON-CONFERENCE		0-0-0		0-0-0		6-2-1																	
3-1-0		0-0-0		0-0-0		HOME		0-0-0		0-0-0		3-1-0																	
2-2-0		0-1-0		0-0-		AWAY		0-0-0		0-0-0		2-1-0																	
1-0-1		0-0-0		0-0-0		NEUTRAL		0-0-0		0-0-0		1-0-1																	
2-5-1		0-1-0		0-0-0		CONFERENCE		0-2-0		0-2-1		2-0-0																	
0-4-0		0-1-0		0-0-0		HOME		0-2-0		0-1-0		0-0-0																	
2-1-1		0-0-0		0-0-0		AWAY		0-0-0		0-1-1		2-0-0																	
0-0-0		0-0-0		0-0-0		NEUTRAL		0-0-0		0-0-0		0-0-0																	
RPI	S	Opponent		Score		RPI	S	Opponent		Score		RPI	S	Opponent		Score													
19	A	Ole Miss		1	3							64	H	Troy		0	1	107	A	Little Rock		1	1						
20	H	South Ala.		1	2							71	H	Appalachian St.		1	2	108	H	Texas St.		2	4						
																		141	A	Georgia St.		1	3						
																		205	A	Ga. Southern		1	0						
																		208	H	Sam Houston St.		0	1						
																		220	A	Houston		0	2						
																		237	A	McNeese St.		1	0						
																		267	N	UTSA		2	2						
																		268	A	Arkansas St.		1	0						
																		274	H	Northwestern St.		1	0						
																		287	A	Southern Miss.		2	1						
																		308	N	Northern Ill.		2	1						
																		314	H	Nicholls St.		2	0						
																		329	H	Grambling		5	0						

Non-Div. I Games:

La.-Lafayette



Average RPI Win: 206		WON-LOST	WINNING	LAST 10	STRENGTH OF		OPP. STRENGTH	TEAM	ADJ	CONF.	ADJ CONF.
Average RPI Loss: 86		RECORD	PCT. RANK	GAMES	SCHEDULE		OF SCHEDULE	RPI	RPI	RPI	RPI
DIV. I ONLY		4-11-0	.26667	290	1-8-0		109	77	217	.46908	217
DIV. I NON-CONF.		4-5-0	.44444	194	1-2-0		171	146	191	.48427	192
TOTALS		RPI 1-25	RPI 26-50		W-L RECORDS		RPI 51-100		RPI 101-150		RPI 150+
4-11-0	0-2-0	0-2-0		OVERALL		0-2-0		0-4-0		4-1-0	
2-4-0	0-1-0	0-2-0		HOME		0-0-0		0-1-0		2-0-0	
2-6-0	0-1-0	0-0-0		AWAY		0-2-0		0-2-0		2-1-0	
0-1-0	0-0-0	0-0-0		NEUTRAL		0-0-0		0-1-0		0-0-0	
4-5-0	0-0-0	0-1-0		NON-CONFERENCE		0-0-0		0-3-0		4-1-0	
2-2-0	0-0-0	0-1-0		HOME		0-0-0		0-1-0		2-0-0	
2-2-0	0-0-0	0-0-		AWAY		0-0-0		0-1-0		2-1-0	
0-1-0	0-0-0	0-0-0		NEUTRAL		0-0-0		0-1-0		0-0-0	
0-6-0	0-2-0	0-1-0		CONFERENCE		0-2-0		0-1-0		0-0-0	
0-2-0	0-1-0	0-1-0		HOME		0-0-0		0-0-0		0-0-0	
0-4-0	0-1-0	0-0-0		AWAY		0-2-0		0-1-0		0-0-0	
0-0-0	0-0-0	0-0-0		NEUTRAL		0-0-0		0-0-0		0-0-0	
RPI S	Opponent	Score	RPI S	Opponent	Score	RPI S	Opponent	Score	RPI S	Opponent	Score
1 A	Florida St.	0 4	31 H	William & Mary	0 3	78 A	Pittsburgh	0 2	109 A	Coastal Caro.	1 2
15 H	Virginia Tech	0 3	41 H	Boston College	0 1	95 A	Syracuse	0 3	112 N	Pepperdine	0 1
									123 A	Miami (FL)	2 3
									148 H	UNCG	0 2
									164 H	Elon	2 0
									192 A	San Diego	1 2
									195 A	ETSU	2 0
									230 H	Oregon	2 0
									235 A	Davidson	2 1
LAST 10 GAMES											
95 A	Syracuse	0 3	78 A	Pittsburgh	0 2	109 A	Coastal Caro.	1 2	235 A	Davidson	2 1
123 A	Miami (FL)	2 3	148 H	UNCG	0 2	31 H	William & Mary	0 3			
1 A	Florida St.	0 4									
41 H	Boston College	0 1									
15 H	Virginia Tech	0 3									

Non-Div. I Games:

North Carolina St.

Average RPI Win:	226	WON-LOST RECORD	WINNING PCT. RANK	LAST 10 GAMES	STRENGTH OF SCHEDULE	OPP. STRENGTH OF SCHEDULE	TEAM RPI	ADJ RPI	CONF. RPI	ADJ CONF. RPI	
Average RPI Loss:	162										
DIV. I ONLY	7-5-4	.5625	132	4-5-1	294	196	220	.46755	218	18	18
DIV. I NON-CONF.	4-1-3	.6875	68	1-1-0	316	210	208	.47458	208	17	16
<hr/>											
TOTALS	RPI 1-25	RPI 26-50		W-L RECORDS	RPI 51-100		RPI 101-150		RPI 150+		
7-5-4	0-0-0	0-0-0		OVERALL	1-1-0		0-1-0		6-3-4		
5-2-1	0-0-0	0-0-0		HOME	1-1-0		0-1-0		4-0-1		
2-2-2	0-0-0	0-0-0		AWAY	0-0-0		0-0-0		2-2-2		
0-1-1	0-0-0	0-0-0		NEUTRAL	0-0-0		0-0-0		0-1-1		
<hr/>											
4-1-3	0-0-0	0-0-0		NON-CONFERENCE	1-0-0		0-0-0		3-1-3		
4-0-0	0-0-0	0-0-0		HOME	1-0-0		0-0-0		3-0-0		
0-0-2	0-0-0	0-0-		AWAY	0-0-0		0-0-0		0-0-2		
0-1-1	0-0-0	0-0-0		NEUTRAL	0-0-0		0-0-0		0-1-1		
<hr/>											
3-4-1	0-0-0	0-0-0		CONFERENCE	0-1-0		0-1-0		3-2-1		
1-2-1	0-0-0	0-0-0		HOME	0-1-0		0-1-0		1-0-1		
2-2-0	0-0-0	0-0-0		AWAY	0-0-0		0-0-0		2-2-0		
0-0-0	0-0-0	0-0-0		NEUTRAL	0-0-0		0-0-0		0-0-0		
<hr/>											
RPI S	Opponent	Score	RPI S	Opponent	Score	RPI S	Opponent	Score	RPI S	Opponent	Score
						54 H	San Diego St.	1 2	139 H	San Jose St.	0 1
						58 H	Kansas	2 1	174 H	New Mexico	0 0
									176 N	Northern Colo.	1 3
									181 A	UNLV	2 1
									189 A	Montana	0 0
									203 A	Colorado Col.	1 2
									240 A	Nevada	0 1
									242 H	Drake	3 1
									249 H	Fresno St.	3 0
									250 H	Morehead St.	1 0
									260 A	Hawaii	2 2
									297 A	Air Force	1 0
									305 H	Idaho St.	3 0
									326 N	Denver	0 0
			LAST 10 GAMES								
			240 A	Nevada	0 1	297 A	Air Force	1 0			
			181 A	UNLV	2 1	249 H	Fresno St.	3 0			
			54 H	San Diego St.	1 2	139 H	San Jose St.	0 1			
			174 H	New Mexico	0 0	305 H	Idaho St.	3 0			
			203 A	Colorado Col.	1 2	176 N	Northern Colo.	1 3			

Non-Div. I Games:

Wyoming

Average RPI Win: 274		WON-LOST	WINNING	LAST 10	STRENGTH OF		OPP. STRENGTH	TEAM	ADJ		CONF.	ADJ CONF.	
Average RPI Loss: 193		RECORD	PCT. RANK	GAMES	SCHEDULE		OF SCHEDULE	RPI	RPI		RPI	RPI	
DIV. I ONLY		8-6-1	.56667	125	5-5-0		280	284	221	.46728	219	22	21
DIV. I NON-CONF.		4-4-1	.5	156	1-3-0		292	268	248	.44377	247	24	24
TOTALS		RPI 1-25	RPI 26-50		W-L RECORDS		RPI 51-100		RPI 101-150		RPI 150+		
8-6-1		0-0-0	0-0-0		OVERALL		0-0-1		0-2-0		8-4-0		
4-1-1		0-0-0	0-0-0		HOME		0-0-1		0-0-0		4-1-0		
4-4-0		0-0-0	0-0-0		AWAY		0-0-0		0-1-0		4-3-0		
0-1-0		0-0-0	0-0-0		NEUTRAL		0-0-0		0-1-0		0-0-0		
4-4-1		0-0-0	0-0-0		NON-CONFERENCE		0-0-1		0-2-0		4-2-0		
2-0-1		0-0-0	0-0-0		HOME		0-0-1		0-0-0		2-0-0		
2-3-0		0-0-0	0-0-		AWAY		0-0-0		0-1-0		2-2-0		
0-1-0		0-0-0	0-0-0		NEUTRAL		0-0-0		0-1-0		0-0-0		
4-2-0		0-0-0	0-0-0		CONFERENCE		0-0-0		0-0-0		4-2-0		
2-1-0		0-0-0	0-0-0		HOME		0-0-0		0-0-0		2-1-0		
2-1-0		0-0-0	0-0-0		AWAY		0-0-0		0-0-0		2-1-0		
0-0-0		0-0-0	0-0-0		NEUTRAL		0-0-0		0-0-0		0-0-0		
RPI	S	Opponent	Score	RPI	S	Opponent	Score	RPI	S	Opponent	Score		

Non-Div. I Games:

Cleveland St.

Average RPI Win: 261		WON-LOST	WINNING	LAST 10	STRENGTH OF	OPP. STRENGTH	TEAM	ADJ	CONF.	ADJ CONF.				
Average RPI Loss: 80		RECORD	PCT. RANK	GAMES	SCHEDULE	OF SCHEDULE	RPI	RPI	RPI	RPI				
DIV. I ONLY		4-11-0	.26667	290	3-7-0	103	111	222	.46625	220	5	5		
DIV. I NON-CONF.		4-4-0	.5	156	3-0-0	166	216	179	.49375	179	5	5		
<hr/>														
TOTALS		RPI 1-25		RPI 26-50		W-L RECORDS		RPI 51-100		RPI 101-150		RPI 150+		
4-11-0		0-1-0		0-2-0		OVERALL		0-5-0		0-1-0		4-2-0		
4-5-0		0-1-0		0-1-0		HOME		0-2-0		0-1-0		4-0-0		
0-6-0		0-0-0		0-1-0		AWAY		0-3-0		0-0-0		0-2-0		
0-0-0		0-0-0		0-0-0		NEUTRAL		0-0-0		0-0-0		0-0-0		
4-4-0		0-0-0		0-1-0		NON-CONFERENCE		0-1-0		0-1-0		4-1-0		
4-1-0		0-0-0		0-0-0		HOME		0-0-0		0-1-0		4-0-0		
0-3-0		0-0-0		0-0-		AWAY		0-1-0		0-0-0		0-1-0		
0-0-0		0-0-0		0-0-0		NEUTRAL		0-0-0		0-0-0		0-0-0		
0-7-0		0-1-0		0-1-0		CONFERENCE		0-4-0		0-0-0		0-1-0		
0-4-0		0-1-0		0-1-0		HOME		0-2-0		0-0-0		0-0-0		
0-3-0		0-0-0		0-0-0		AWAY		0-2-0		0-0-0		0-1-0		
0-0-0		0-0-0		0-0-0		NEUTRAL		0-0-0		0-0-0		0-0-0		
RPI	S	Opponent	Score		RPI	S	Opponent	Score		RPI	S	Opponent	Score	
14	H	South Fla.	0 2		29	H	UCF	2 3		53	H	Cincinnati	0 1	
					49	A	North Texas	0 3		61	A	Tulsa	0 1	
										77	A	Utah	1 4	
										81	A	Memphis	1 2	
										89	H	East Carolina	0 2	

Non-Div. I Games:

Houston

Average RPI Win: 249		WON-LOST RECORD		WINNING PCT. RANK		LAST 10 GAMES		STRENGTH OF SCHEDULE		OPP. STRENGTH OF SCHEDULE		TEAM RPI		ADJ RPI		CONF. RPI		ADJ CONF. RPI	
DIV. I ONLY		7-7-0		.5 158		4-6-0		205		314		218		.46624 221		27		27	
DIV. I NON-CONF.		4-3-0		.57143 116		1-2-0		257		316		216		.46737 218		29		29	
TOTALS		RPI 1-25		RPI 26-50		W-L RECORDS		RPI 51-100		RPI 101-150		RPI 150+							
7-7-0		0-0-0		0-0-0		OVERALL		0-0-0		1-1-0		6-6-0							
3-4-0		0-0-0		0-0-0		HOME		0-0-0		1-1-0		2-3-0							
4-2-0		0-0-0		0-0-0		AWAY		0-0-0		0-0-0		4-2-0							
0-1-0		0-0-0		0-0-0		NEUTRAL		0-0-0		0-0-0		0-1-0							
4-3-0		0-0-0		0-0-0		NON-CONFERENCE		0-0-0		0-0-0		4-3-0							
2-1-0		0-0-0		0-0-0		HOME		0-0-0		0-0-0		2-1-0							
2-1-0		0-0-0		0-0-		AWAY		0-0-0		0-0-0		2-1-0							
0-1-0		0-0-0		0-0-0		NEUTRAL		0-0-0		0-0-0		0-1-0							
3-4-0		0-0-0		0-0-0		CONFERENCE		0-0-0		1-1-0		2-3-0							
1-3-0		0-0-0		0-0-0		HOME		0-0-0		1-1-0		0-2-0							
2-1-0		0-0-0		0-0-0		AWAY		0-0-0		0-0-0		2-1-0							
0-0-0		0-0-0		0-0-0		NEUTRAL		0-0-0		0-0-0		0-0-0							
RPI	S	Opponent		Score		RPI	S	Opponent		Score		RPI	S	Opponent		Score			

Non-Div. I Games:

Quinnipiac

Average RPI Win:	279	WON-LOST	WINNING	LAST 10	STRENGTH OF	OPP. STRENGTH	TEAM	ADJ	CONF.	ADJ CONF.		
Average RPI Loss:	157	RECORD	PCT. RANK	GAMES	SCHEDULE	OF SCHEDULE	RPI	RPI	RPI	RPI		
DIV. I ONLY	6-6-2	.5	158	4-5-1	227	299	223	.46611	222	16	16	
DIV. I NON-CONF.	3-2-2	.57143	116	1-1-1	279	319	230	.45944	230	20	20	
<hr/>												
TOTALS	RPI 1-25	RPI 26-50		W-L RECORDS		RPI 51-100		RPI 101-150		RPI 150+		
6-6-2	0-0-0	0-0-0		OVERALL		0-0-0		0-4-0		6-2-2		
6-3-1	0-0-0	0-0-0		HOME		0-0-0		0-2-0		6-1-1		
0-3-1	0-0-0	0-0-0		AWAY		0-0-0		0-2-0		0-1-1		
0-0-0	0-0-0	0-0-0		NEUTRAL		0-0-0		0-0-0		0-0-0		
<hr/>												
3-2-2	0-0-0	0-0-0		NON-CONFERENCE		0-0-0		0-1-0		3-1-2		
3-2-1	0-0-0	0-0-0		HOME		0-0-0		0-1-0		3-1-1		
0-0-1	0-0-0	0-0-		AWAY		0-0-0		0-0-0		0-0-1		
0-0-0	0-0-0	0-0-0		NEUTRAL		0-0-0		0-0-0		0-0-0		
<hr/>												
3-4-0	0-0-0	0-0-0		CONFERENCE		0-0-0		0-3-0		3-1-0		
3-1-0	0-0-0	0-0-0		HOME		0-0-0		0-1-0		3-0-0		
0-3-0	0-0-0	0-0-0		AWAY		0-0-0		0-2-0		0-1-0		
0-0-0	0-0-0	0-0-0		NEUTRAL		0-0-0		0-0-0		0-0-0		
<hr/>												
RPI S	Opponent	Score	RPI S	Opponent	Score	RPI S	Opponent	Score	RPI S	Opponent	Score	
									102 A Liberty		0	2
									134 H Longwood		0	2
									135 A Campbell		0	1
									143 H Col. of Charleston		0	1
									190 H Northern Ky.		0	1
									236 A Wofford		2	2
									238 A UNC Asheville		0	1
									241 H Stetson		3	0
									244 H Radford		2	0
									250 H Morehead St.		2	2
									252 H Winthrop		2	0
									291 H Presbyterian		4	1
									320 H Citadel		1	0
									327 H Francis Marion		2	1
<hr/>												
LAST 10 GAMES												
134 H Longwood			0	2	244 H Radford			2	0			
291 H Presbyterian			4	1	102 A Liberty			0	2			
252 H Winthrop			2	0	135 A Campbell			0	1			
327 H Francis Marion			2	1	143 H Col. of Charleston			0	1			
238 A UNC Asheville			0	1	250 H Morehead St.			2	2			

Non-Div. I Games:

Charleston So.

Average RPI Win: 244		WON-LOST	WINNING	LAST 10	STRENGTH OF		OPP. STRENGTH	TEAM	ADJ	CONF.	ADJ CONF.
Average RPI Loss: 129		RECORD	PCT. RANK	GAMES	SCHEDULE		OF SCHEDULE	RPI	RPI	RPI	RPI
DIV. I ONLY		5-9-2	.375	237	3-6-1		162	178	224	.46559	223
DIV. I NON-CONF.		3-4-1	.4375	209	1-1-0		177	160	201	.47993	201
TOTALS		RPI 1-25	RPI 26-50		W-L RECORDS		RPI 51-100		RPI 101-150		RPI 150+
5-9-2		0-0-0	0-0-0		OVERALL		0-4-0		0-2-1		5-3-1
3-2-0		0-0-0	0-0-0		HOME		0-0-0		0-1-0		3-1-0
2-6-2		0-0-0	0-0-0		AWAY		0-3-0		0-1-1		2-2-1
0-1-0		0-0-0	0-0-0		NEUTRAL		0-1-0		0-0-0		0-0-0
3-4-1		0-0-0	0-0-0		NON-CONFERENCE		0-3-0		0-0-1		3-1-0
2-0-0		0-0-0	0-0-0		HOME		0-0-0		0-0-0		2-0-0
1-3-1		0-0-0	0-0-		AWAY		0-2-0		0-0-1		1-1-0
0-1-0		0-0-0	0-0-0		NEUTRAL		0-1-0		0-0-0		0-0-0
2-5-1		0-0-0	0-0-0		CONFERENCE		0-1-0		0-2-0		2-2-1
1-2-0		0-0-0	0-0-0		HOME		0-0-0		0-1-0		1-1-0
1-3-1		0-0-0	0-0-0		AWAY		0-1-0		0-1-0		1-1-1
0-0-0		0-0-0	0-0-0		NEUTRAL		0-0-0		0-0-0		0-0-0
RPI S	Opponent	Score	RPI S	Opponent	Score	RPI S	Opponent	Score	RPI S	Opponent	Score
						51 A	Michigan	1 8	127 H	Miami (OH)	0 1
						56 N	DePaul	0 7	140 A	Kent St.	0 3
						88 A	Ball St.	1 2	145 A	Illinois St.	2 2
						96 A	Butler	0 3	154 H	Buffalo	0 1
									179 A	Loyola Chicago	1 0
									211 A	Central Mich.	0 0
									214 A	Toledo	0 1
									232 A	Ohio	3 1
									234 A	Detroit	0 1
									243 H	Akron	3 2
									251 H	Ill.-Chicago	3 1
									313 H	Green Bay	2 1
LAST 10 GAMES											
						140 A	Kent St.	0 3	154 H	Buffalo	0 1
						232 A	Ohio	3 1	127 H	Miami (OH)	0 1
						214 A	Toledo	0 1	88 A	Ball St.	1 2
						211 A	Central Mich.	0 0	313 H	Green Bay	2 1
						243 H	Akron	3 2	234 A	Detroit	0 1

Non-Div. I Games:

Eastern Mich.

Average RPI Win:		239	WON-LOST RECORD		WINNING PCT. RANK		LAST 10 GAMES		STRENGTH OF SCHEDULE		OPP. STRENGTH OF SCHEDULE		TEAM RPI		ADJ RPI		CONF. RPI		ADJ CONF. RPI			
Average RPI Loss:		148																				
DIV. I ONLY			6-7-3		.46875 182		4-3-3		220		221		219		.46487 224		23		23			
DIV. I NON-CONF.			3-5-2		.4 224		1-1-2		202		190		224		.4599 228		22		22			
TOTALS		RPI 1-25		RPI 26-50		W-L RECORDS		RPI 51-100		RPI 101-150		RPI 150+										
6-7-3		0-1-0		0-1-0		OVERALL		1-0-0		0-1-0		5-4-3										
6-2-2		0-0-0		0-1-0		HOME		1-0-0		0-0-0		5-1-2										
0-3-1		0-1-0		0-0-0		AWAY		0-0-0		0-0-0		0-2-1										
0-2-0		0-0-0		0-0-0		NEUTRAL		0-0-0		0-1-0		0-1-0										
3-5-2		0-1-0		0-1-0		NON-CONFERENCE		1-0-0		0-1-0		2-2-2										
3-2-2		0-0-0		0-1-0		HOME		1-0-0		0-0-0		2-1-2										
0-1-0		0-1-0		0-0-		AWAY		0-0-0		0-0-0		0-0-0										
0-2-0		0-0-0		0-0-0		NEUTRAL		0-0-0		0-1-0		0-1-0										
3-2-1		0-0-0		0-0-0		CONFERENCE		0-0-0		0-0-0		3-2-1										
3-0-0		0-0-0		0-0-0		HOME		0-0-0		0-0-0		3-0-0										
0-2-1		0-0-0		0-0-0		AWAY		0-0-0		0-0-0		0-2-1										
0-0-0		0-0-0		0-0-0		NEUTRAL		0-0-0		0-0-0		0-0-0										
RPI	S	Opponent		Score		RPI	S	Opponent		Score		RPI	S	Opponent		Score						
23	A	Hofstra		1	2	30	H	St. John's (NY)		0	1	93	H	Fairleigh Dickinson		3	0	114	N	Drexel	1	2
																		172	N	Central Conn. St.	1	3
																		173	A	Hartford	0	1
																		186	H	Yale	1	1
																		225	A	Vermont	0	1
																		226	H	New Hampshire	3	2
																		246	H	Albany (NY)	2	0
																		256	H	Marist	1	0
																		276	A	Binghamton	1	1
																		286	H	Fairfield	2	2
																		296	H	UMass Lowell	1	0
																		300	H	Sacred Heart	0	2
																		319	H	Wagner	2	1
LAST 10 GAMES																						
						296	H	UMass Lowell		1	0	225	A	Vermont		0	1					
						276	A	Binghamton		1	1	286	H	Fairfield		2	2					
						226	H	New Hampshire		3	2	186	H	Yale		1	1					
						246	H	Albany (NY)		2	0	93	H	Fairleigh Dickinson		3	0					
						173	A	Hartford		0	1	23	A	Hofstra		1	2					

Non-Div. I Games:

Stony Brook



Average RPI Win:	236	WON-LOST RECORD	WINNING PCT. RANK	LAST 10 GAMES	STRENGTH OF SCHEDULE	OPP. STRENGTH OF SCHEDULE	TEAM RPI	ADJ RPI	CONF. RPI	ADJ CONF. RPI	
Average RPI Loss:	203										
DIV. I ONLY	6-7-2	.46667	189	4-4-2	206	280	225	.46485	225	23	23
DIV. I NON-CONF.	3-4-1	.4375	209	1-1-1	221	263	231	.45716	232	22	22
<hr/>											
TOTALS	RPI 1-25	RPI 26-50		W-L RECORDS		RPI 51-100		RPI 101-150		RPI 150+	
6-7-2	0-0-0	0-0-0		OVERALL		0-1-0		1-1-0		5-5-2	
3-3-1	0-0-0	0-0-0		HOME		0-0-0		1-0-0		2-3-1	
3-4-1	0-0-0	0-0-0		AWAY		0-1-0		0-1-0		3-2-1	
0-0-0	0-0-0	0-0-0		NEUTRAL		0-0-0		0-0-0		0-0-0	
<hr/>											
3-4-1	0-0-0	0-0-0		NON-CONFERENCE		0-1-0		1-1-0		2-2-1	
1-1-1	0-0-0	0-0-0		HOME		0-0-0		1-0-0		0-1-1	
2-3-0	0-0-0	0-0-		AWAY		0-1-0		0-1-0		2-1-0	
0-0-0	0-0-0	0-0-0		NEUTRAL		0-0-0		0-0-0		0-0-0	
<hr/>											
3-3-1	0-0-0	0-0-0		CONFERENCE		0-0-0		0-0-0		3-3-1	
2-2-0	0-0-0	0-0-0		HOME		0-0-0		0-0-0		2-2-0	
1-1-1	0-0-0	0-0-0		AWAY		0-0-0		0-0-0		1-1-1	
0-0-0	0-0-0	0-0-0		NEUTRAL		0-0-0		0-0-0		0-0-0	
<hr/>											
RPI	S	Opponent	Score	RPI	S	Opponent	Score	RPI	S	Opponent	Score
				92 A Dartmouth 0 6				126 A Manhattan 0 1			
								140 H Kent St. 1 0			
								173 A Hartford 1 1			
								188 H Maine 2 1			
								212 A Siena 2 3			
								221 H Quinnipiac 1 2			
								224 H Stony Brook 1 0			
								226 H New Hampshire 2 3			
								245 A UMBC 3 2			
								246 H Albany (NY) 0 2			
								256 H Marist 0 0			
								295 A Rhode Island 3 2			
								296 A UMass Lowell 1 3			
								322 A Iona 1 0			
<hr/>											
				LAST 10 GAMES							
				246 H Albany (NY) 0 2				226 H New Hampshire 2 3			
				296 A UMass Lowell 1 3				224 H Stony Brook 1 0			
				173 A Hartford 1 1				295 A Rhode Island 3 2			
				188 H Maine 2 1				256 H Marist 0 0			
				245 A UMBC 3 2				92 A Dartmouth 0 6			

Non-Div. I Games:

Vermont

Average RPI Win:		257	WON-LOST RECORD		WINNING PCT. RANK		LAST 10 GAMES		STRENGTH OF SCHEDULE		OPP. STRENGTH OF SCHEDULE		TEAM RPI		ADJ RPI		CONF. RPI		ADJ CONF. RPI	
DIV. I ONLY			6-8-3		.44118 199		4-6-0		212		203		226		.46356 226		23		23	
DIV. I NON-CONF.			2-5-3		.35 248		0-3-0		140		180		218		.46713 219		22		22	
TOTALS		RPI 1-25		RPI 26-50		W-L RECORDS		RPI 51-100		RPI 101-150		RPI 150+								
6-8-3		0-0-0		0-1-0		OVERALL		0-2-0		0-0-1		6-5-2								
4-4-2		0-0-0		0-1-0		HOME		0-1-0		0-0-0		4-2-2								
1-4-0		0-0-0		0-0-0		AWAY		0-1-0		0-0-0		1-3-0								
1-0-1		0-0-0		0-0-0		NEUTRAL		0-0-0		0-0-1		1-0-0								
2-5-3		0-0-0		0-1-0		NON-CONFERENCE		0-2-0		0-0-1		2-2-2								
1-3-2		0-0-0		0-1-0		HOME		0-1-0		0-0-0		1-1-2								
0-2-0		0-0-0		0-0-		AWAY		0-1-0		0-0-0		0-1-0								
1-0-1		0-0-0		0-0-0		NEUTRAL		0-0-0		0-0-1		1-0-0								
4-3-0		0-0-0		0-0-0		CONFERENCE		0-0-0		0-0-0		4-3-0								
3-1-0		0-0-0		0-0-0		HOME		0-0-0		0-0-0		3-1-0								
1-2-0		0-0-0		0-0-0		AWAY		0-0-0		0-0-0		1-2-0								
0-0-0		0-0-0		0-0-0		NEUTRAL		0-0-0		0-0-0		0-0-0								
RPI	S	Opponent		Score		RPI	S	Opponent		Score		RPI	S	Opponent		Score				
						44	H	Northeastern		0	1	62	H	Temple		0	4			
												72	A	Harvard		1	2			
															140	N	Kent St.	1	1	
															178	H	Massachusetts	0	0	
															188	H	Maine	1	2	
															197	H	Lafayette	1	2	
															212	A	Siena	0	2	
															221	N	Quinnipiac	2	1	
															224	A	Stony Brook	2	3	
															225	A	Vermont	3	2	
															245	A	UMBC	0	2	
															246	H	Albany (NY)	1	0	
															276	H	Binghamton	6	0	
															277	H	Holy Cross	2	0	
															295	H	Rhode Island	0	0	
															296	H	UMass Lowell	4	2	
LAST 10 GAMES																				
245 A UMBC						0	2	225 A Vermont						3	2					
188 H Maine						1	2	276 H Binghamton						6	0					
224 A Stony Brook						2	3	44 H Northeastern						0	1					
296 H UMass Lowell						4	2	72 A Harvard						1	2					
246 H Albany (NY)						1	0	197 H Lafayette						1	2					

**Non-Div. I Games:**

New Hampshire

Average RPI Win:	252	WON-LOST RECORD	WINNING PCT. RANK	LAST 10 GAMES	STRENGTH OF SCHEDULE	OPP. STRENGTH OF SCHEDULE	TEAM RPI	ADJ RPI	CONF. RPI	ADJ CONF. RPI	
Average RPI Loss:	117										
DIV. I ONLY	6-7-1	.46429	195	4-5-1	275	99	230	.46266	227	10	10
DIV. I NON-CONF.	4-3-1	.5625	127	2-1-1	290	174	214	.47089	213	10	10
<hr/>											
TOTALS	RPI 1-25	RPI 26-50		W-L RECORDS	RPI 51-100		RPI 101-150		RPI 150+		
6-7-1	0-0-0	0-1-0		OVERALL	0-4-1		0-0-0		6-2-0		
4-3-1	0-0-0	0-0-0		HOME	0-2-1		0-0-0		4-1-0		
2-4-0	0-0-0	0-1-0		AWAY	0-2-0		0-0-0		2-1-0		
0-0-0	0-0-0	0-0-0		NEUTRAL	0-0-0		0-0-0		0-0-0		
<hr/>											
4-3-1	0-0-0	0-0-0		NON-CONFERENCE	0-1-1		0-0-0		4-2-0		
3-1-1	0-0-0	0-0-0		HOME	0-0-1		0-0-0		3-1-0		
1-2-0	0-0-0	0-0-		AWAY	0-1-0		0-0-0		1-1-0		
0-0-0	0-0-0	0-0-0		NEUTRAL	0-0-0		0-0-0		0-0-0		
<hr/>											
2-4-0	0-0-0	0-1-0		CONFERENCE	0-3-0		0-0-0		2-0-0		
1-2-0	0-0-0	0-0-0		HOME	0-2-0		0-0-0		1-0-0		
1-2-0	0-0-0	0-1-0		AWAY	0-1-0		0-0-0		1-0-0		
0-0-0	0-0-0	0-0-0		NEUTRAL	0-0-0		0-0-0		0-0-0		
<hr/>											
RPI S	Opponent	Score	RPI S	Opponent	Score	RPI S	Opponent	Score	RPI S	Opponent	Score
			36 A	Georgetown	0 3	53 H	Cincinnati	0 0	204 H	Seton Hall	1 0
						56 H	DePaul	0 4	214 H	Toledo	2 0
						70 A	Purdue	3 4	232 H	Ohio	1 2
						75 A	Marquette	0 1	250 A	Morehead St.	1 2
						98 H	Providence	0 1	259 H	IUPUI	2 0
									264 A	Villanova	2 0
									279 A	Evansville	3 2
									292 H	Eastern Ky.	4 0
<hr/>											
LAST 10 GAMES											
			264 A	Villanova	2 0	56 H	DePaul	0 4			
			204 H	Seton Hall	1 0	53 H	Cincinnati	0 0			
			75 A	Marquette	0 1	232 H	Ohio	1 2			
			36 A	Georgetown	0 3	292 H	Eastern Ky.	4 0			
			98 H	Providence	0 1	259 H	IUPUI	2 0			

Non-Div. I Games: Marian (IN) 5 0

Xavier

Average RPI Win: 265		WON-LOST RECORD		WINNING PCT. RANK		LAST 10 GAMES		STRENGTH OF SCHEDULE		OPP. STRENGTH OF SCHEDULE		TEAM RPI		ADJ RPI		CONF. RPI		ADJ CONF. RPI	
DIV. I ONLY		6-9-1		.40625 220		4-5-1		178		241		228		.46265 228		24		24	
DIV. I NON-CONF.		3-5-0		.375 237		1-1-0		105		236		192		.48405 193		25		25	
TOTALS		RPI 1-25		RPI 26-50		W-L RECORDS		RPI 51-100		RPI 101-150		RPI 150+							
6-9-1		0-0-0		0-0-0		OVERALL		0-1-0		0-3-0		6-5-1							
5-3-1		0-0-0		0-0-0		HOME		0-0-0		0-1-0		5-2-1							
1-6-0		0-0-0		0-0-0		AWAY		0-1-0		0-2-0		1-3-0							
0-0-0		0-0-0		0-0-0		NEUTRAL		0-0-0		0-0-0		0-0-0							
3-5-0		0-0-0		0-0-0		NON-CONFERENCE		0-1-0		0-3-0		3-1-0							
3-1-0		0-0-0		0-0-0		HOME		0-0-0		0-1-0		3-0-0							
0-4-0		0-0-0		0-0-		AWAY		0-1-0		0-2-0		0-1-0							
0-0-0		0-0-0		0-0-0		NEUTRAL		0-0-0		0-0-0		0-0-0							
3-4-1		0-0-0		0-0-0		CONFERENCE		0-0-0		0-0-0		3-4-1							
2-2-1		0-0-0		0-0-0		HOME		0-0-0		0-0-0		2-2-1							
1-2-0		0-0-0		0-0-0		AWAY		0-0-0		0-0-0		1-2-0							
0-0-0		0-0-0		0-0-0		NEUTRAL		0-0-0		0-0-0		0-0-0							
RPI	S	Opponent		Score		RPI	S	Opponent		Score		RPI	S	Opponent		Score			

Non-Div. I Games:

Central Ark.

Average RPI Win: 241		WON-LOST	WINNING	LAST 10	STRENGTH OF		OPP. STRENGTH	TEAM	ADJ	CONF.	ADJ CONF.
Average RPI Loss: 119		RECORD	PCT. RANK	GAMES	SCHEDULE		OF SCHEDULE	RPI	RPI	RPI	RPI
DIV. I ONLY		4-9-2	.33333	259	2-6-2		144	160	229	.46256	229
DIV. I NON-CONF.		2-7-0	.22222	286	0-4-0		120	102	237	.45282	236
TOTALS		RPI 1-25	RPI 26-50		W-L RECORDS		RPI 51-100		RPI 101-150		RPI 150+
4-9-2		0-1-0	0-1-0		OVERALL		0-3-0		0-0-1		4-4-1
3-1-2		0-0-0	0-0-0		HOME		0-1-0		0-0-1		3-0-1
1-8-0		0-1-0	0-1-0		AWAY		0-2-0		0-0-0		1-4-0
0-0-0		0-0-0	0-0-0		NEUTRAL		0-0-0		0-0-0		0-0-0
2-7-0		0-1-0	0-1-0		NON-CONFERENCE		0-3-0		0-0-0		2-2-0
2-1-0		0-0-0	0-0-0		HOME		0-1-0		0-0-0		2-0-0
0-6-0		0-1-0	0-0-		AWAY		0-2-0		0-0-0		0-2-0
0-0-0		0-0-0	0-0-0		NEUTRAL		0-0-0		0-0-0		0-0-0
2-2-2		0-0-0	0-0-0		CONFERENCE		0-0-0		0-0-1		2-2-1
1-0-2		0-0-0	0-0-0		HOME		0-0-0		0-0-1		1-0-1
1-2-0		0-0-0	0-0-0		AWAY		0-0-0		0-0-0		1-2-0
0-0-0		0-0-0	0-0-0		NEUTRAL		0-0-0		0-0-0		0-0-0
RPI S	Opponent	Score		RPI S	Opponent	Score		RPI S	Opponent	Score	
6 A	UConn	0	3	46 A	Princeton	1	4	56 A	DePaul	0	3
								72 H	Harvard	0	1
								79 A	Delaware	0	2
								136 H	Navy	2	2
								159 A	Columbia	1	2
								177 H	Lehigh	2	0
								179 A	Loyola Chicago	0	1
								193 A	Loyola Maryland	0	1
								197 A	Lafayette	1	0
								277 A	Holy Cross	1	2
								283 H	American	1	1
								289 H	Youngstown St.	2	1
								300 H	Sacred Heart	4	2
LAST 10 GAMES											
	193 A	Loyola Maryland	0	1		197 A	Lafayette	1	0		
	283 H	American	1	1		159 A	Columbia	1	2		
	46 A	Princeton	1	4		136 H	Navy	2	2		
	177 H	Lehigh	2	0		6 A	UConn	0	3		
	277 A	Holy Cross	1	2		179 A	Loyola Chicago	0	1		

Non-Div. I Games:

Army West Point

[illegible]

**Non-Div. I Games:**

Oregon

Average RPI Win:		269	WON-LOST RECORD		WINNING PCT. RANK		LAST 10 GAMES		STRENGTH OF SCHEDULE		OPP. STRENGTH OF SCHEDULE		TEAM RPI		ADJ RPI		CONF. RPI		ADJ CONF. RPI	
DIV. I ONLY			6-8-2		.4375 202		3-6-1		199		242		227		.46108 231		26		26	
DIV. I NON-CONF.			3-5-1		.38889 227		0-3-0		144		204		210		.47237 210		27		27	
TOTALS		RPI 1-25		RPI 26-50		W-L RECORDS		RPI 51-100		RPI 101-150		RPI 150+								
6-8-2		0-1-0		0-0-0		OVERALL		0-2-0		0-2-0		6-3-2								
5-1-1		0-0-0		0-0-0		HOME		0-0-0		0-1-0		5-0-1								
1-5-1		0-1-0		0-0-0		AWAY		0-2-0		0-1-0		1-1-1								
0-2-0		0-0-0		0-0-0		NEUTRAL		0-0-0		0-0-0		0-2-0								
3-5-1		0-1-0		0-0-0		NON-CONFERENCE		0-1-0		0-1-0		3-2-1								
3-1-1		0-0-0		0-0-0		HOME		0-0-0		0-1-0		3-0-1								
0-2-0		0-1-0		0-0-		AWAY		0-1-0		0-0-0		0-0-0								
0-2-0		0-0-0		0-0-0		NEUTRAL		0-0-0		0-0-0		0-2-0								
3-3-1		0-0-0		0-0-0		CONFERENCE		0-1-0		0-1-0		3-1-1								
2-0-0		0-0-0		0-0-0		HOME		0-0-0		0-0-0		2-0-0								
1-3-1		0-0-0		0-0-0		AWAY		0-1-0		0-1-0		1-1-1								
0-0-0		0-0-0		0-0-0		NEUTRAL		0-0-0		0-0-0		0-0-0								
RPI	S	Opponent		Score		RPI	S	Opponent		Score		RPI	S	Opponent		Score				
1	A	Florida St.		0	3					67	A	Seattle	2	3	138	A	Utah Valley	1	3	
										91	A	UTEP	1	4	144	H	Weber St.	0	1	
															165	N	North Dakota St.	1	2	
															180	H	UMKC	2	1	
															196	H	Northern Ariz.	3	2	
															207	H	Oakland	2	2	
															261	A	New Mexico St.	1	2	
															272	N	Robert Morris	1	2	
															285	A	CSU Bakersfield	1	1	
															288	H	Colorado St.	2	1	
															304	H	Alabama St.	4	0	
															316	A	UTRGV	1	0	
															330	H	Chicago St.	7	1	
						LAST 10 GAMES														
						67	A	Seattle	2	3	316	A	UTRGV	1	0					
						138	A	Utah Valley	1	3	285	A	CSU Bakersfield	1	1					
						180	H	UMKC	2	1	165	N	North Dakota St.	1	2					
						330	H	Chicago St.	7	1	272	N	Robert Morris	1	2					
						261	A	New Mexico St.	1	2	1	A	Florida St.	0	3					

Non-Div. I Games:

Grand Canyon

Average RPI Win:	246	WON-LOST RECORD	WINNING PCT. RANK	LAST 10 GAMES	STRENGTH OF SCHEDULE	OPP. STRENGTH OF SCHEDULE	TEAM RPI	ADJ RPI	CONF. RPI	ADJ CONF. RPI	
Average RPI Loss:	138										
DIV. I ONLY	5-10-0	.33333	259	5-5-0	141	209	233	.45898	232	17	17
DIV. I NON-CONF.	2-5-0	.28571	265	2-0-0	114	200	226	.46264	225	16	17
<hr/>											
TOTALS	RPI 1-25	RPI 26-50		W-L RECORDS	RPI 51-100		RPI 101-150		RPI 150+		
5-10-0	0-0-0	0-1-0		OVERALL	0-4-0		0-1-0		5-4-0		
3-3-0	0-0-0	0-0-0		HOME	0-1-0		0-0-0		3-2-0		
2-7-0	0-0-0	0-1-0		AWAY	0-3-0		0-1-0		2-2-0		
0-0-0	0-0-0	0-0-0		NEUTRAL	0-0-0		0-0-0		0-0-0		
<hr/>											
2-5-0	0-0-0	0-1-0		NON-CONFERENCE	0-2-0		0-0-0		2-2-0		
1-1-0	0-0-0	0-0-0		HOME	0-0-0		0-0-0		1-1-0		
1-4-0	0-0-0	0-0-		AWAY	0-2-0		0-0-0		1-1-0		
0-0-0	0-0-0	0-0-0		NEUTRAL	0-0-0		0-0-0		0-0-0		
<hr/>											
3-5-0	0-0-0	0-0-0		CONFERENCE	0-2-0		0-1-0		3-2-0		
2-2-0	0-0-0	0-0-0		HOME	0-1-0		0-0-0		2-1-0		
1-3-0	0-0-0	0-0-0		AWAY	0-1-0		0-1-0		1-1-0		
0-0-0	0-0-0	0-0-0		NEUTRAL	0-0-0		0-0-0		0-0-0		
<hr/>											
RPI S	Opponent	Score	RPI S	Opponent	Score	RPI S	Opponent	Score	RPI S	Opponent	Score
			39 A	Kentucky	0 3	65 A	Marshall	2 3	127 A	Miami (OH)	0 1
						70 A	Purdue	0 3	154 A	Buffalo	1 0
						76 H	Western Mich.	0 3	219 H	Cleveland St.	0 2
						88 A	Ball St.	1 2	223 H	Eastern Mich.	1 3
									227 A	Xavier	2 1
									234 A	Detroit	0 2
									243 A	Akron	0 2
									271 H	Bowling Green	4 2
									272 H	Robert Morris	3 0
									308 H	Northern Ill.	2 1
<hr/>											
LAST 10 GAMES											
			271 H	Bowling Green	4 2	308 H	Northern Ill.	2 1			
			223 H	Eastern Mich.	1 3	243 A	Akron	0 2			
			88 A	Ball St.	1 2	154 A	Buffalo	1 0			
			127 A	Miami (OH)	0 1	227 A	Xavier	2 1			
			76 H	Western Mich.	0 3	272 H	Robert Morris	3 0			

Non-Div. I Games:

Ohio



Average RPI Win: 228		WON-LOST	WINNING	LAST 10	STRENGTH OF		OPP. STRENGTH	TEAM	ADJ		CONF.	ADJ CONF.	
Average RPI Loss: 172		RECORD	PCT. RANK	GAMES	SCHEDULE		OF SCHEDULE	RPI	RPI		RPI	RPI	
DIV. I ONLY		5-8-3	.40625	220	4-5-1		193	207	234	.45883	233	16	16
DIV. I NON-CONF.		3-4-2	.44444	194	2-1-0		274	248	250	.44131	248	20	20
TOTALS		RPI 1-25	RPI 26-50		W-L RECORDS		RPI 51-100		RPI 101-150		RPI 150+		
5-8-3		0-0-0	0-0-0		OVERALL		0-1-0		2-2-1		3-5-2		
3-3-3		0-0-0	0-0-0		HOME		0-0-0		0-1-1		3-2-2		
2-4-0		0-0-0	0-0-0		AWAY		0-1-0		2-0-0		0-3-0		
0-1-0		0-0-0	0-0-0		NEUTRAL		0-0-0		0-1-0		0-0-0		
3-4-2		0-0-0	0-0-0		NON-CONFERENCE		0-1-0		0-0-0		3-3-2		
3-1-2		0-0-0	0-0-0		HOME		0-0-0		0-0-0		3-1-2		
0-3-0		0-0-0	0-0-		AWAY		0-1-0		0-0-0		0-2-0		
0-0-0		0-0-0	0-0-0		NEUTRAL		0-0-0		0-0-0		0-0-0		
2-4-1		0-0-0	0-0-0		CONFERENCE		0-0-0		2-2-1		0-2-0		
0-2-1		0-0-0	0-0-0		HOME		0-0-0		0-1-1		0-1-0		
2-1-0		0-0-0	0-0-0		AWAY		0-0-0		2-0-0		0-1-0		
0-1-0		0-0-0	0-0-0		NEUTRAL		0-0-0		0-1-0		0-0-0		
RPI S	Opponent	Score	RPI S	Opponent	Score	RPI S	Opponent	Score	RPI S	Opponent	Score		
						64 A	Troy	0 2	102 A	Liberty	1 0		
									109 N	Coastal Caro.	0 1		
									120 H	High Point	0 2		
									134 H	Longwood	1 1		
									135 A	Campbell	2 1		
									164 H	Elon	1 2		
									184 H	Mercer	0 0		
									206 A	Jacksonville St.	1 2		
									213 A	Charlotte	2 3		
									236 H	Wofford	0 0		
									244 A	Radford	1 2		
									252 H	Winthrop	1 2		
									293 H	VMI	4 0		
									298 H	Chattanooga	2 1		
									311 H	USC Upstate	1 0		
LAST 10 GAMES													
						102 A	Liberty	1 0	120 H	High Point	0 2		
						244 A	Radford	1 2	252 H	Winthrop	1 2		
						134 H	Longwood	1 1	164 H	Elon	1 2		
						135 A	Campbell	2 1	293 H	VMI	4 0		
						109 N	Coastal Caro.	0 1	298 H	Chattanooga	2 1		

Non-Div. I Games:

Gardner-Webb

Average RPI Win: 258		WON-LOST RECORD		WINNING PCT. RANK		LAST 10 GAMES		STRENGTH OF SCHEDULE		OPP. STRENGTH OF SCHEDULE		TEAM RPI		ADJ RPI		CONF. RPI		ADJ CONF. RPI	
DIV. I ONLY		5-7-2		.42857 209		3-4-2		214		227		232		.45809 234		22		21	
DIV. I NON-CONF.		3-4-1		.4375 209		1-1-1		237		164		229		.45974 229		24		24	
TOTALS		RPI 1-25		RPI 26-50		W-L RECORDS		RPI 51-100		RPI 101-150		RPI 150+							
5-7-2		0-0-0		0-1-0		OVERALL		0-1-0		0-1-0		5-4-2							
5-2-1		0-0-0		0-0-0		HOME		0-0-0		0-0-0		5-2-1							
0-5-1		0-0-0		0-1-0		AWAY		0-1-0		0-1-0		0-2-1							
0-0-0		0-0-0		0-0-0		NEUTRAL		0-0-0		0-0-0		0-0-0							
3-4-1		0-0-0		0-1-0		NON-CONFERENCE		0-1-0		0-1-0		3-1-1							
3-1-1		0-0-0		0-0-0		HOME		0-0-0		0-0-0		3-1-1							
0-3-0		0-0-0		0-0-		AWAY		0-1-0		0-1-0		0-0-0							
0-0-0		0-0-0		0-0-0		NEUTRAL		0-0-0		0-0-0		0-0-0							
2-3-1		0-0-0		0-0-0		CONFERENCE		0-0-0		0-0-0		2-3-1							
2-1-0		0-0-0		0-0-0		HOME		0-0-0		0-0-0		2-1-0							
0-2-1		0-0-0		0-0-0		AWAY		0-0-0		0-0-0		0-2-1							
0-0-0		0-0-0		0-0-0		NEUTRAL		0-0-0		0-0-0		0-0-0							
RPI	S	Opponent		Score		RPI	S	Opponent		Score		RPI	S	Opponent		Score			
						38	A	Loyola Marymount	1	5		51	A	Michigan	0	3			
														116	A	CSUN	0	3	
														170	A	Milwaukee	0	1	
														190	H	Northern Ky.	1	3	
														207	A	Oakland	1	1	
														214	H	Toledo	2	3	
														219	A	Cleveland St.	0	1	
														223	H	Eastern Mich.	1	0	
														232	H	Ohio	2	0	
														251	H	Ill.-Chicago	2	0	
														271	H	Bowling Green	3	1	
														303	H	IPFW	0	0	
														313	H	Green Bay	5	0	
LAST 10 GAMES																			
						170	A	Milwaukee	0	1	303	H	IPFW	0	0				
						251	H	Ill.-Chicago	2	0	313	H	Green Bay	5	0				
						190	H	Northern Ky.	1	3	223	H	Eastern Mich.	1	0				
						207	A	Oakland	1	1	116	A	CSUN	0	3				
						219	A	Cleveland St.	0	1	38	A	Loyola Marymount	1	5				

Non-Div. I Games: Madonna 3 2

Detroit

Average RPI Win: 199		WON-LOST	WINNING	LAST 10	STRENGTH OF		OPP. STRENGTH	TEAM	ADJ	CONF.	ADJ CONF.
Average RPI Loss: 148		RECORD	PCT. RANK	GAMES	SCHEDULE		OF SCHEDULE	RPI	RPI	RPI	RPI
DIV. I ONLY		5-10-0	.33333	259	4-6-0		147	204	237	.45748	235
DIV. I NON-CONF.		4-5-0	.44444	194	3-1-0		116	259	178	.49488	177
TOTALS		RPI 1-25	RPI 26-50		W-L RECORDS		RPI 51-100		RPI 101-150		RPI 150+
5-10-0	0-1-0	0-0-0		OVERALL		0-1-0		2-3-0		3-5-0	
2-6-0	0-0-0	0-0-0		HOME		0-1-0		0-1-0		2-4-0	
3-4-0	0-1-0	0-0-0		AWAY		0-0-0		2-2-0		1-1-0	
0-0-0	0-0-0	0-0-0		NEUTRAL		0-0-0		0-0-0		0-0-0	
4-5-0	0-1-0	0-0-0		NON-CONFERENCE		0-1-0		2-0-0		2-3-0	
1-4-0	0-0-0	0-0-0		HOME		0-1-0		0-0-0		1-3-0	
3-1-0	0-1-0	0-0-		AWAY		0-0-0		2-0-0		1-0-0	
0-0-0	0-0-0	0-0-0		NEUTRAL		0-0-0		0-0-0		0-0-0	
1-5-0	0-0-0	0-0-0		CONFERENCE		0-0-0		0-3-0		1-2-0	
1-2-0	0-0-0	0-0-0		HOME		0-0-0		0-1-0		1-1-0	
0-3-0	0-0-0	0-0-0		AWAY		0-0-0		0-2-0		0-1-0	
0-0-0	0-0-0	0-0-0		NEUTRAL		0-0-0		0-0-0		0-0-0	
RPI S	Opponent	Score		RPI S	Opponent	Score		RPI S	Opponent	Score	
15 A	Virginia Tech	1	2					94 H	Furman	1	2
								124 H	VCU	2	4
								129 A	La Salle	0	1
								135 A	Campbell	2	1
								141 A	Georgia St.	3	1
								146 A	Dayton	1	4
								158 H	Duquesne	1	0
								164 H	Elon	0	1
								167 H	George Mason	1	2
								178 A	Massachusetts	0	4
								217 H	North Carolina St.	1	2
								236 A	Wofford	2	1
								246 H	Albany (NY)	1	2
								327 H	Francis Marion	7	0
LAST 10 GAMES											
167 H	George Mason	1	2	124 H	VCU	2	4				
178 A	Massachusetts	0	4	327 H	Francis Marion	7	0				
158 H	Duquesne	1	0	141 A	Georgia St.	3	1				
146 A	Dayton	1	4	236 A	Wofford	2	1				
129 A	La Salle	0	1	217 H	North Carolina St.	1	2				

Non-Div. I Games:

Davidson

Average RPI Win: 286		WON-LOST	WINNING	LAST 10	STRENGTH OF	OPP. STRENGTH	TEAM	ADJ	CONF.	ADJ CONF.									
Average RPI Loss: 109		RECORD	PCT. RANK	GAMES	SCHEDULE	OF SCHEDULE	RPI	RPI	RPI	RPI									
DIV. I ONLY		4-6-4	.42857	209	4-4-2	218	235	238	.4574	236	20	20							
DIV. I NON-CONF.		2-3-2	.42857	216	2-1-0	281	227	258	.43528	258	19	19							
<hr/>																			
TOTALS		RPI 1-25	RPI 26-50		W-L RECORDS	RPI 51-100		RPI 101-150		RPI 150+									
4-6-4	0-1-0	0-0-0		OVERALL		0-2-0		0-2-0		4-1-4									
3-4-2	0-1-0	0-0-0		HOME		0-0-0		0-2-0		3-1-2									
1-2-2	0-0-0	0-0-0		AWAY		0-2-0		0-0-0		1-0-2									
0-0-0	0-0-0	0-0-0		NEUTRAL		0-0-0		0-0-0		0-0-0									
<hr/>																			
2-3-2	0-1-0	0-0-0		NON-CONFERENCE		0-0-0		0-1-0		2-1-2									
1-3-1	0-1-0	0-0-0		HOME		0-0-0		0-1-0		1-1-1									
1-0-1	0-0-0	0-0-		AWAY		0-0-0		0-0-0		1-0-1									
0-0-0	0-0-0	0-0-0		NEUTRAL		0-0-0		0-0-0		0-0-0									
<hr/>																			
2-3-2	0-0-0	0-0-0		CONFERENCE		0-2-0		0-1-0		2-0-2									
2-1-1	0-0-0	0-0-0		HOME		0-0-0		0-1-0		2-0-1									
0-2-1	0-0-0	0-0-0		AWAY		0-2-0		0-0-0		0-0-1									
0-0-0	0-0-0	0-0-0		NEUTRAL		0-0-0		0-0-0		0-0-0									
<hr/>																			
RPI	S	Opponent	Score		RPI	S	Opponent	Score		RPI	S	Opponent	Score						
2	H	Clemson	1	5					68	A	Samford	0	1	109	H	Coastal Caro.	1	2	
								94	A	Furman	0	3	148	H	UNCG	1	2		
															195	H	ETSU	1	0
															210	H	Western Caro.	1	1
															222	H	Charleston So.	2	2
															233	A	Gardner-Webb	0	0
															235	H	Davidson	1	2
															293	H	VMI	1	0
															298	A	Chattanooga	2	2
															327	A	Francis Marion	1	0
															328	H	South Carolina St.	6	0
<hr/>																			
LAST 10 GAMES																			
				195	H	ETSU	1	0					293	H	VMI	1	0		
				210	H	Western Caro.	1	1					68	A	Samford	0	1		
				328	H	South Carolina St.	6	0					298	A	Chattanooga	2	2		
				94	A	Furman	0	3					235	H	Davidson	1	2		
				148	H	UNCG	1	2					327	A	Francis Marion	1	0		

Non-Div. I Games:

Wofford

Average RPI Win: 255		WON-LOST	WINNING	LAST 10	STRENGTH OF		OPP. STRENGTH	TEAM	ADJ	CONF.	ADJ CONF.
Average RPI Loss: 177		RECORD	PCT. RANK	GAMES	SCHEDULE		OF SCHEDULE	RPI	RPI	RPI	RPI
DIV. I ONLY		6-8-0	.42857	209	3-7-0		210	260	239	.45681	237
DIV. I NON-CONF.		3-3-0	.5	156	0-2-0		139	244	169	.49989	169
TOTALS		RPI 1-25	RPI 26-50		W-L RECORDS		RPI 51-100		RPI 101-150		RPI 150+
6-8-0	0-0-0	0-0-0		OVERALL		0-1-0		1-0-0		5-7-0	
2-5-0	0-0-0	0-0-0		HOME		0-0-0		0-0-0		2-5-0	
4-3-0	0-0-0	0-0-0		AWAY		0-1-0		1-0-0		3-2-0	
0-0-0	0-0-0	0-0-0		NEUTRAL		0-0-0		0-0-0		0-0-0	
3-3-0	0-0-0	0-0-0		NON-CONFERENCE		0-1-0		1-0-0		2-2-0	
1-1-0	0-0-0	0-0-0		HOME		0-0-0		0-0-0		1-1-0	
2-2-0	0-0-0	0-0-		AWAY		0-1-0		1-0-0		1-1-0	
0-0-0	0-0-0	0-0-0		NEUTRAL		0-0-0		0-0-0		0-0-0	
3-5-0	0-0-0	0-0-0		CONFERENCE		0-0-0		0-0-0		3-5-0	
1-4-0	0-0-0	0-0-0		HOME		0-0-0		0-0-0		1-4-0	
2-1-0	0-0-0	0-0-0		AWAY		0-0-0		0-0-0		2-1-0	
0-0-0	0-0-0	0-0-0		NEUTRAL		0-0-0		0-0-0		0-0-0	
RPI S	Opponent	Score	RPI S	Opponent	Score	RPI S	Opponent	Score	RPI S	Opponent	Score
						61 A	Tulsa	0 3	108 A	Texas St.	1 0
									156 H	Abilene Christian	2 3
									160 H	Stephen F. Austin	1 2
									166 H	Southeastern La.	0 1
									208 H	Sam Houston St.	1 2
									216 H	La.-Lafayette	0 1
									220 A	Houston	0 3
									228 A	Central Ark.	1 2
									255 A	La.-Monroe	2 1
									274 A	Northwestern St.	2 1
									281 H	Prairie View	5 0
									299 H	Incarnate Word	1 0
									314 A	Nicholls St.	3 2
LAST 10 GAMES											
						156 H	Abilene Christian	2 3	274 A	Northwestern St.	2 1
						299 H	Incarnate Word	1 0	228 A	Central Ark.	1 2
						314 A	Nicholls St.	3 2	166 H	Southeastern La.	0 1
						160 H	Stephen F. Austin	1 2	220 A	Houston	0 3
						208 H	Sam Houston St.	1 2	216 H	La.-Lafayette	0 1

Non-Div. I Games:

McNeese St.

Average RPI Win: 288		WON-LOST	WINNING	LAST 10	STRENGTH OF		OPP. STRENGTH	TEAM	ADJ	CONF.	ADJ CONF.
Average RPI Loss: 162		RECORD	PCT. RANK	GAMES	SCHEDULE		OF SCHEDULE	RPI	RPI	RPI	RPI
DIV. I ONLY		10-6-0	.625	92	6-4-0		320	276	236	.45621	238
DIV. I NON-CONF.		6-2-0	.75	45	2-0-0		333	311	281	.41201	281
TOTALS		RPI 1-25	RPI 26-50		W-L RECORDS		RPI 51-100		RPI 101-150		RPI 150+
10-6-0	0-0-0	0-0-0		OVERALL		0-0-0		0-4-0		10-2-0	
6-3-0	0-0-0	0-0-0		HOME		0-0-0		0-2-0		6-1-0	
3-2-0	0-0-0	0-0-0		AWAY		0-0-0		0-2-0		3-0-0	
1-1-0	0-0-0	0-0-0		NEUTRAL		0-0-0		0-0-0		1-1-0	
6-2-0	0-0-0	0-0-0		NON-CONFERENCE		0-0-0		0-0-0		6-2-0	
4-1-0	0-0-0	0-0-0		HOME		0-0-0		0-0-0		4-1-0	
1-0-0	0-0-0	0-0-0		AWAY		0-0-0		0-0-0		1-0-0	
1-1-0	0-0-0	0-0-0		NEUTRAL		0-0-0		0-0-0		1-1-0	
4-4-0	0-0-0	0-0-0		CONFERENCE		0-0-0		0-4-0		4-0-0	
2-2-0	0-0-0	0-0-0		HOME		0-0-0		0-2-0		2-0-0	
2-2-0	0-0-0	0-0-0		AWAY		0-0-0		0-2-0		2-0-0	
0-0-0	0-0-0	0-0-0		NEUTRAL		0-0-0		0-0-0		0-0-0	
RPI S	Opponent	Score	RPI S	Opponent	Score	RPI S	Opponent	Score	RPI S	Opponent	Score
									102	H Liberty	0 1
									109	A Coastal Caro.	1 3
									120	H High Point	0 3
									135	A Campbell	1 5
									210	H Western Caro.	0 3
									222	H Charleston So.	1 0
									244	A Radford	2 1
									252	A Winthrop	1 0
									291	H Presbyterian	3 0
									292	H Eastern Ky.	2 1
									293	N VMI	1 3
									298	N Chattanooga	3 2
									311	H USC Upstate	2 1
									320	H Citadel	4 0
									324	H Alabama A&M	6 0
									327	A Francis Marion	3 0
LAST 10 GAMES											
						109	A Coastal Caro.	1 3	291	H Presbyterian	3 0
						120	H High Point	0 3	135	A Campbell	1 5
						244	A Radford	2 1	252	A Winthrop	1 0
						222	H Charleston So.	1 0	311	H USC Upstate	2 1
						102	H Liberty	0 1	298	N Chattanooga	3 2

Non-Div. I Games:

UNC Asheville

Average RPI Win:	214	WON-LOST RECORD	WINNING PCT. RANK	LAST 10 GAMES	STRENGTH OF SCHEDULE	OPP. STRENGTH OF SCHEDULE	TEAM RPI	ADJ RPI	CONF. RPI	ADJ CONF. RPI					
Average RPI Loss:	179														
DIV. I ONLY	5-8-2	.4	227	4-6-0	180	268	235	.45415	239	14	14				
DIV. I NON-CONF.	3-4-2	.44444	194	2-2-0	225	295	236	.44997	239	14	14				
<hr/>															
TOTALS	RPI 1-25	RPI 26-50		W-L RECORDS	RPI 51-100		RPI 101-150		RPI 150+						
5-8-2	0-0-0	0-0-0		OVERALL	0-1-0		0-2-0		5-5-2						
3-3-1	0-0-0	0-0-0		HOME	0-1-0		0-0-0		3-2-1						
2-5-1	0-0-0	0-0-0		AWAY	0-0-0		0-2-0		2-3-1						
0-0-0	0-0-0	0-0-0		NEUTRAL	0-0-0		0-0-0		0-0-0						
<hr/>															
3-4-2	0-0-0	0-0-0		NON-CONFERENCE	0-0-0		0-1-0		3-3-2						
2-1-1	0-0-0	0-0-0		HOME	0-0-0		0-0-0		2-1-1						
1-3-1	0-0-0	0-0-		AWAY	0-0-0		0-1-0		1-2-1						
0-0-0	0-0-0	0-0-0		NEUTRAL	0-0-0		0-0-0		0-0-0						
<hr/>															
2-4-0	0-0-0	0-0-0		CONFERENCE	0-1-0		0-1-0		2-2-0						
1-2-0	0-0-0	0-0-0		HOME	0-1-0		0-0-0		1-1-0						
1-2-0	0-0-0	0-0-0		AWAY	0-0-0		0-1-0		1-1-0						
0-0-0	0-0-0	0-0-0		NEUTRAL	0-0-0		0-0-0		0-0-0						
<hr/>															
RPI	S	Opponent	Score	RPI	S	Opponent	Score	RPI	S	Opponent	Score				
				59 H George Washington				1	2	113 A Cornell	0	1			
										125 A Fordham	1	2			
										154 H Buffalo	2	0			
										158 A Duquesne	2	4			
										167 H George Mason	0	5			
										200 A Niagara	3	1			
										201 A Saint Louis	1	0			
										207 H Oakland	1	1			
										219 H Cleveland St.	3	2			
										243 H Akron	1	2			
										276 A Binghamton	1	2			
										289 A Youngstown St.	1	2			
										295 H Rhode Island	4	3			
										312 A Canisius	1	1			
				<hr/>											
				LAST 10 GAMES											
				201 A Saint Louis				1	0	167 H George Mason				0	5
				295 H Rhode Island				4	3	289 A Youngstown St.				1	2
				125 A Fordham				1	2	113 A Cornell				0	1
				158 A Duquesne				2	4	200 A Niagara				3	1
				59 H George Washington				1	2	219 H Cleveland St.				3	2

Non-Div. I Games:

St. Bonaventure

Average RPI Win: 214		WON-LOST	WINNING	LAST 10	STRENGTH OF		OPP. STRENGTH	TEAM	ADJ	CONF.	ADJ CONF.
Average RPI Loss: 148		RECORD	PCT. RANK	GAMES	SCHEDULE		OF SCHEDULE	RPI	RPI	RPI	RPI
DIV. I ONLY		6-8-2	.4375	202	5-4-1		259	154	242	.45388	240
DIV. I NON-CONF.		3-4-1	.4375	209	2-0-0		283	96	240	.44835	240
TOTALS		RPI 1-25	RPI 26-50		W-L RECORDS		RPI 51-100		RPI 101-150		RPI 150+
6-8-2		0-0-0	0-0-0		OVERALL		1-2-0		0-1-0		5-5-2
5-4-2		0-0-0	0-0-0		HOME		0-1-0		0-0-0		5-3-2
1-3-0		0-0-0	0-0-0		AWAY		1-1-0		0-0-0		0-2-0
0-1-0		0-0-0	0-0-0		NEUTRAL		0-0-0		0-1-0		0-0-0
3-4-1		0-0-0	0-0-0		NON-CONFERENCE		1-1-0		0-1-0		2-2-1
2-2-1		0-0-0	0-0-0		HOME		0-1-0		0-0-0		2-1-1
1-1-0		0-0-0	0-0-		AWAY		1-0-0		0-0-0		0-1-0
0-1-0		0-0-0	0-0-0		NEUTRAL		0-0-0		0-1-0		0-0-0
3-4-1		0-0-0	0-0-0		CONFERENCE		0-1-0		0-0-0		3-3-1
3-2-1		0-0-0	0-0-0		HOME		0-0-0		0-0-0		3-2-1
0-2-0		0-0-0	0-0-0		AWAY		0-1-0		0-0-0		0-1-0
0-0-0		0-0-0	0-0-0		NEUTRAL		0-0-0		0-0-0		0-0-0
RPI S	Opponent	Score	RPI S	Opponent	Score	RPI S	Opponent	Score	RPI S	Opponent	Score
						54 A	San Diego St.	0 4	130 N	UC Irvine	0 1
						90 A	UC Davis	2 1	161 H	Utah St.	3 1
						91 H	UTEP	0 1	169 A	St. Mary's (CA)	0 1
									171 H	Boise St.	1 3
									174 A	New Mexico	0 1
									187 H	Gonzaga	1 1
									189 H	Montana	0 1
									203 H	Colorado Col.	0 1
									218 H	Wyoming	1 0
									260 H	Hawaii	3 2
									266 H	Sacramento St.	1 0
									288 H	Colorado St.	2 0
									297 H	Air Force	2 2
LAST 10 GAMES											
						218 H	Wyoming	1 0	174 A	New Mexico	0 1
						288 H	Colorado St.	2 0	297 H	Air Force	2 2
						171 H	Boise St.	1 3	203 H	Colorado Col.	0 1
						161 H	Utah St.	3 1	260 H	Hawaii	3 2
						54 A	San Diego St.	0 4	266 H	Sacramento St.	1 0

Non-Div. I Games:

Nevada



Average RPI Win: 258		WON-LOST RECORD		WINNING PCT. RANK		LAST 10 GAMES		STRENGTH OF SCHEDULE		OPP. STRENGTH OF SCHEDULE		TEAM RPI		ADJ RPI		CONF. RPI		ADJ CONF. RPI	
DIV. I ONLY		8-6-1		.56667 125		5-3-1		312		234		243		.45339 241		25		25	
DIV. I NON-CONF.		5-4-0		.55556 135		2-1-0		284		219		222		.46518 222		23		23	
TOTALS		RPI 1-25		RPI 26-50		W-L RECORDS		RPI 51-100		RPI 101-150		RPI 150+							
8-6-1		0-0-0		0-1-0		OVERALL		0-1-0		2-2-0		6-2-1							
5-2-1		0-0-0		0-1-0		HOME		0-0-0		2-1-0		3-0-1							
3-4-0		0-0-0		0-0-0		AWAY		0-1-0		0-1-0		3-2-0							
0-0-0		0-0-0		0-0-0		NEUTRAL		0-0-0		0-0-0		0-0-0							
5-4-0		0-0-0		0-1-0		NON-CONFERENCE		0-0-0		2-2-0		3-1-0							
3-2-0		0-0-0		0-1-0		HOME		0-0-0		2-1-0		1-0-0							
2-2-0		0-0-0		0-0-		AWAY		0-0-0		0-1-0		2-1-0							
0-0-0		0-0-0		0-0-0		NEUTRAL		0-0-0		0-0-0		0-0-0							
3-2-1		0-0-0		0-0-0		CONFERENCE		0-1-0		0-0-0		3-1-1							
2-0-1		0-0-0		0-0-0		HOME		0-0-0		0-0-0		2-0-1							
1-2-0		0-0-0		0-0-0		AWAY		0-1-0		0-0-0		1-1-0							
0-0-0		0-0-0		0-0-0		NEUTRAL		0-0-0		0-0-0		0-0-0							
RPI S	Opponent	Score		RPI S	Opponent	Score		RPI S	Opponent	Score		RPI S	Opponent	Score					
				36 H	Georgetown	0	4	97 A	Lipscomb	0	3	105 H	Fla. Atlantic	1	4				
												115 H	FIU	2	0				
												120 A	High Point	0	2				
												143 H	Col. of Charleston	2	1				
												198 H	Jacksonville	2	1				
												222 A	Charleston So.	0	3				
												258 H	Kennesaw St.	2	2				
												282 A	North Florida	1	2				
												311 H	USC Upstate	1	0				
												320 A	Citadel	4	0				
												323 A	NJIT	3	2				
												327 A	Francis Marion	3	0				
												328 H	South Carolina St.	8	0				
LAST 10 GAMES																			
				97 A	Lipscomb	0	3	282 A	North Florida	1	2								
				323 A	NJIT	3	2	198 H	Jacksonville	2	1								
				311 H	USC Upstate	1	0	36 H	Georgetown	0	4								
				258 H	Kennesaw St.	2	2	143 H	Col. of Charleston	2	1								
				328 H	South Carolina St.	8	0	327 A	Francis Marion	3	0								

Non-Div. I Games: Embry-Riddle (FL) 2 1

Stetson

Average RPI Win: 243		WON-LOST RECORD		WINNING PCT. RANK		LAST 10 GAMES		STRENGTH OF SCHEDULE		OPP. STRENGTH OF SCHEDULE		TEAM RPI		ADJ RPI		CONF. RPI		ADJ CONF. RPI	
DIV. I ONLY		6-8-1		.43333 206		4-5-1		229		238		240		.45332 242		21		22	
DIV. I NON-CONF.		3-8-0		.27273 274		1-5-0		204		260		273		.42151 273		21		21	
TOTALS		RPI 1-25		RPI 26-50		W-L RECORDS		RPI 51-100		RPI 101-150		RPI 150+							
6-8-1		0-0-0		0-0-0		OVERALL		0-1-0		1-0-0		5-7-1							
2-4-1		0-0-0		0-0-0		HOME		0-0-0		0-0-0		2-4-1							
4-4-0		0-0-0		0-0-0		AWAY		0-1-0		1-0-0		3-3-0							
0-0-0		0-0-0		0-0-0		NEUTRAL		0-0-0		0-0-0		0-0-0							
3-8-0		0-0-0		0-0-0		NON-CONFERENCE		0-1-0		0-0-0		3-7-0							
1-4-0		0-0-0		0-0-0		HOME		0-0-0		0-0-0		1-4-0							
2-4-0		0-0-0		0-0-		AWAY		0-1-0		0-0-0		2-3-0							
0-0-0		0-0-0		0-0-0		NEUTRAL		0-0-0		0-0-0		0-0-0							
3-0-1		0-0-0		0-0-0		CONFERENCE		0-0-0		1-0-0		2-0-1							
1-0-1		0-0-0		0-0-0		HOME		0-0-0		0-0-0		1-0-1							
2-0-0		0-0-0		0-0-0		AWAY		0-0-0		1-0-0		1-0-0							
0-0-0		0-0-0		0-0-0		NEUTRAL		0-0-0		0-0-0		0-0-0							
RPI	S	Opponent		Score		RPI	S	Opponent		Score		RPI	S	Opponent		Score			

Non-Div. I Games:

Drake

Average RPI Win: 254		WON-LOST RECORD	WINNING PCT. RANK		LAST 10 GAMES	STRENGTH OF SCHEDULE	OPP. STRENGTH OF SCHEDULE	TEAM RPI	ADJ RPI		CONF. RPI	ADJ CONF. RPI
Average RPI Loss: 163												
DIV. I ONLY		6-9-1	.40625	220	3-7-0	207	237	241	.45277	243	17	17
DIV. I NON-CONF.		3-4-1	.4375	209	0-2-0	103	293	177	.49385	178	16	17
<hr/>												
TOTALS		RPI 1-25		RPI 26-50		W-L RECORDS		RPI 51-100		RPI 101-150		RPI 150+
6-9-1		0-0-0		0-0-0		OVERALL		0-3-0		0-2-0		6-4-1
4-3-0		0-0-0		0-0-0		HOME		0-1-0		0-1-0		4-1-0
2-4-1		0-0-0		0-0-0		AWAY		0-2-0		0-0-0		2-2-1
0-2-0		0-0-0		0-0-0		NEUTRAL		0-0-0		0-1-0		0-1-0
3-4-1		0-0-0		0-0-0		NON-CONFERENCE		0-2-0		0-1-0		3-1-1
2-1-0		0-0-0		0-0-0		HOME		0-1-0		0-0-0		2-0-0
1-1-1		0-0-0		0-0-		AWAY		0-1-0		0-0-0		1-0-1
0-2-0		0-0-0		0-0-0		NEUTRAL		0-0-0		0-1-0		0-1-0
3-5-0		0-0-0		0-0-0		CONFERENCE		0-1-0		0-1-0		3-3-0
2-2-0		0-0-0		0-0-0		HOME		0-0-0		0-1-0		2-1-0
1-3-0		0-0-0		0-0-0		AWAY		0-1-0		0-0-0		1-2-0
0-0-0		0-0-0		0-0-0		NEUTRAL		0-0-0		0-0-0		0-0-0
RPI S	Opponent	Score	RPI S	Opponent	Score	RPI S	Opponent	Score	RPI S	Opponent	Score	
						76 A	Western Mich.	0 4	113 N	Cornell	0 2	
						78 H	Pittsburgh	0 3	140 H	Kent St.	1 3	
						97 A	Lipscomb	0 2	200 A	Niagara	0 0	
									211 H	Central Mich.	0 3	
									214 H	Toledo	2 1	
									219 H	Cleveland St.	4 2	
									223 A	Eastern Mich.	2 3	
									232 H	Ohio	2 0	
									239 A	St. Bonaventure	2 1	
									254 N	UT Martin	1 2	
									271 A	Bowling Green	0 3	
									308 A	Northern Ill.	2 1	
									309 H	Bryant	4 0	
<hr/>												
LAST 10 GAMES												
			214 H	Toledo	2 1		271 A	Bowling Green	0 3			
			211 H	Central Mich.	0 3		232 H	Ohio	2 0			
			76 A	Western Mich.	0 4		140 H	Kent St.	1 3			
			308 A	Northern Ill.	2 1		254 N	UT Martin	1 2			
			223 A	Eastern Mich.	2 3		97 A	Lipscomb	0 2			

Non-Div. I Games:

Akron

Average RPI Win: 237		WON-LOST	WINNING	LAST 10	STRENGTH OF	OPP. STRENGTH	TEAM	ADJ	CONF.	ADJ CONF.					
Average RPI Loss: 178		RECORD	PCT. RANK	GAMES	SCHEDULE	OF SCHEDULE	RPI	RPI	RPI	RPI					
DIV. I ONLY		5-10-0	.33333	259	1-8-0		157	257	245	.45073	244	16	16		
DIV. I NON-CONF.		4-3-0	.57143	116	0-1-0		205	271	175	.49811	171	20	20		
-----															
TOTALS		RPI 1-25		RPI 26-50		W-L RECORDS		RPI 51-100		RPI 101-150		RPI 150+			
5-10-0		0-0-0		0-0-0		OVERALL		1-0-0		0-5-0		4-5-0			
3-5-0		0-0-0		0-0-0		HOME		0-0-0		0-2-0		3-3-0			
2-5-0		0-0-0		0-0-0		AWAY		1-0-0		0-3-0		1-2-0			
0-0-0		0-0-0		0-0-0		NEUTRAL		0-0-0		0-0-0		0-0-0			
4-3-0		0-0-0		0-0-0		NON-CONFERENCE		1-0-0		0-1-0		3-2-0			
2-2-0		0-0-0		0-0-0		HOME		0-0-0		0-1-0		2-1-0			
2-1-0		0-0-0		0-0-		AWAY		1-0-0		0-0-0		1-1-0			
0-0-0		0-0-0		0-0-0		NEUTRAL		0-0-0		0-0-0		0-0-0			
1-7-0		0-0-0		0-0-0		CONFERENCE		0-0-0		0-4-0		1-3-0			
1-3-0		0-0-0		0-0-0		HOME		0-0-0		0-1-0		1-2-0			
0-4-0		0-0-0		0-0-0		AWAY		0-0-0		0-3-0		0-1-0			
0-0-0		0-0-0		0-0-0		NEUTRAL		0-0-0		0-0-0		0-0-0			
RPI	S	Opponent	Score	RPI	S	Opponent	Score	RPI	S	Opponent	Score	RPI	S	Opponent	Score
								71	A	Appalachian St.	1 0	102	H	Liberty	2 3
												120	A	High Point	0 1
												134	A	Longwood	0 2
												135	A	Campbell	2 3
												143	H	Col. of Charleston	0 3
												195	H	ETSU	1 3
												202	A	Tennessee Tech	0 1
												222	A	Charleston So.	0 2
												233	H	Gardner-Webb	2 1
												238	H	UNC Asheville	1 2
												275	H	Howard	4 2
												291	H	Presbyterian	1 2
												293	H	VMI	1 0
												311	A	USC Upstate	2 1
-----															
LAST 10 GAMES															

Non-Div. I Games: Southern Va. 8 0

Radford

Average RPI Win: 277		WON-LOST RECORD		WINNING PCT. RANK		LAST 10 GAMES		STRENGTH OF SCHEDULE		OPP. STRENGTH OF SCHEDULE		TEAM RPI		ADJ RPI		CONF. RPI		ADJ CONF. RPI	
DIV. I ONLY		4-9-3		.34375 253		3-5-2		156		247		244		.44983 245		23		23	
DIV. I NON-CONF.		2-7-1		.25 277		1-3-0		160		218		260		.43119 260		22		22	
TOTALS		RPI 1-25		RPI 26-50		W-L RECORDS		RPI 51-100		RPI 101-150		RPI 150+							
4-9-3		0-0-0		0-1-0		OVERALL		0-2-0		0-1-0		4-5-3							
1-4-3		0-0-0		0-0-0		HOME		0-1-0		0-0-0		1-3-3							
3-3-0		0-0-0		0-0-0		AWAY		0-0-0		0-1-0		3-2-0							
0-2-0		0-0-0		0-1-0		NEUTRAL		0-1-0		0-0-0		0-0-0							
2-7-1		0-0-0		0-1-0		NON-CONFERENCE		0-2-0		0-1-0		2-3-1							
0-3-1		0-0-0		0-0-0		HOME		0-1-0		0-0-0		0-2-1							
2-2-0		0-0-0		0-0-		AWAY		0-0-0		0-1-0		2-1-0							
0-2-0		0-0-0		0-1-0		NEUTRAL		0-1-0		0-0-0		0-0-0							
2-2-2		0-0-0		0-0-0		CONFERENCE		0-0-0		0-0-0		2-2-2							
1-1-2		0-0-0		0-0-0		HOME		0-0-0		0-0-0		1-1-2							
1-1-0		0-0-0		0-0-0		AWAY		0-0-0		0-0-0		1-1-0							
0-0-0		0-0-0		0-0-0		NEUTRAL		0-0-0		0-0-0		0-0-0							
RPI	S	Opponent		Score		RPI	S	Opponent		Score		RPI	S	Opponent		Score			
						35	N	UNCW	1	2									
												59	H	George Washington	0	2			

Non-Div. I Games:

UMBC

Average RPI Win: 255		WON-LOST	WINNING	LAST 10	STRENGTH OF		OPP. STRENGTH	TEAM	ADJ		CONF.	ADJ CONF.	
Average RPI Loss: 162		RECORD	PCT. RANK	GAMES	SCHEDULE		OF SCHEDULE	RPI	RPI	RPI	RPI		
DIV. I ONLY		7-8-1	.46875	182	4-5-1		297	164	246	.44709	246	23	23
DIV. I NON-CONF.		5-5-0	.5	156	2-2-0		300	126	239	.4522	237	22	22
TOTALS		RPI 1-25	RPI 26-50		W-L RECORDS		RPI 51-100		RPI 101-150		RPI 150+		
7-8-1	0-0-0	0-0-0		OVERALL		0-2-0		0-2-0		7-4-1			
3-2-0	0-0-0	0-0-0		HOME		0-1-0		0-0-0		3-1-0			
4-5-1	0-0-0	0-0-0		AWAY		0-1-0		0-1-0		4-3-1			
0-1-0	0-0-0	0-0-0		NEUTRAL		0-0-0		0-1-0		0-0-0			
5-5-0	0-0-0	0-0-0		NON-CONFERENCE		0-2-0		0-2-0		5-1-0			
2-1-0	0-0-0	0-0-0		HOME		0-1-0		0-0-0		2-0-0			
3-3-0	0-0-0	0-0-		AWAY		0-1-0		0-1-0		3-1-0			
0-1-0	0-0-0	0-0-0		NEUTRAL		0-0-0		0-1-0		0-0-0			
2-3-1	0-0-0	0-0-0		CONFERENCE		0-0-0		0-0-0		2-3-1			
1-1-0	0-0-0	0-0-0		HOME		0-0-0		0-0-0		1-1-0			
1-2-1	0-0-0	0-0-0		AWAY		0-0-0		0-0-0		1-2-1			
0-0-0	0-0-0	0-0-0		NEUTRAL		0-0-0		0-0-0		0-0-0			
RPI	S	Opponent	Score	RPI	S	Opponent	Score	RPI	S	Opponent	Score		

Non-Div. I Games:

Albany (NY)

Average RPI Win: 227		WON-LOST RECORD		WINNING PCT. RANK		LAST 10 GAMES		STRENGTH OF SCHEDULE		OPP. STRENGTH OF SCHEDULE		TEAM RPI		ADJ RPI		CONF. RPI		ADJ CONF. RPI	
DIV. I ONLY		2-10-1		.19231 311		1-8-1		110		97		247		.44639 247		9		8	
DIV. I NON-CONF.		1-6-1		.1875 295		0-4-1		125		127		251		.44087 249		8		8	
TOTALS		RPI 1-25		RPI 26-50		W-L RECORDS		RPI 51-100		RPI 101-150		RPI 150+							
2-10-1		0-1-0		0-3-0		OVERALL		0-0-1		0-4-0		2-2-0							
2-4-1		0-0-0		0-2-0		HOME		0-0-1		0-1-0		2-1-0							
0-6-0		0-1-0		0-1-0		AWAY		0-0-0		0-3-0		0-1-0							
0-0-0		0-0-0		0-0-0		NEUTRAL		0-0-0		0-0-0		0-0-0							
1-6-1		0-0-0		0-2-0		NON-CONFERENCE		0-0-1		0-2-0		1-2-0							
1-3-1		0-0-0		0-2-0		HOME		0-0-1		0-0-0		1-1-0							
0-3-0		0-0-0		0-0-		AWAY		0-0-0		0-2-0		0-1-0							
0-0-0		0-0-0		0-0-0		NEUTRAL		0-0-0		0-0-0		0-0-0							
1-4-0		0-1-0		0-1-0		CONFERENCE		0-0-0		0-2-0		1-0-0							
1-1-0		0-0-0		0-0-0		HOME		0-0-0		0-1-0		1-0-0							
0-3-0		0-1-0		0-1-0		AWAY		0-0-0		0-1-0		0-0-0							
0-0-0		0-0-0		0-0-0		NEUTRAL		0-0-0		0-0-0		0-0-0							
RPI	S	Opponent		Score		RPI	S	Opponent		Score		RPI	S	Opponent		Score			
18	A	BYU		0 2		26	H	Southern California		1 3		90	H	UC Davis		0 0			
						38	A	Loyola Marymount		0 2				103 A UC Santa Barbara		0 1			
						41	H	Boston College		0 6				112 A Pepperdine		0 1			
														132 H Portland		0 4			
														137 A Iowa		0 1			
														165 H North Dakota St.		1 2			
														187 H Gonzaga		2 1			
														242 A Drake		1 2			
														266 H Sacramento St.		1 0			
LAST 10 GAMES																			
		18 A BYU		0 2				103 A UC Santa Barbara		0 1									
		132 H Portland		0 4				26 H Southern California		1 3									
		187 H Gonzaga		2 1				90 H UC Davis		0 0									
		38 A Loyola Marymount		0 2				165 H North Dakota St.		1 2									
		112 A Pepperdine		0 1				41 H Boston College		0 6									

Average RPI Win:	273	WON-LOST	WINNING	LAST 10	STRENGTH OF	OPP. STRENGTH	TEAM	ADJ	CONF.	ADJ CONF.	
Average RPI Loss:	144	RECORD	PCT. RANK	GAMES	SCHEDULE	OF SCHEDULE	RPI	RPI	RPI	RPI	
DIV. I ONLY	5-5-3	.5	158	4-2-2	301	246	248	.44477	248	28	28
DIV. I NON-CONF.	2-3-1	.41667	220	1-0-0	255	205	245	.44482	245	26	26
<hr/>											
TOTALS	RPI 1-25	RPI 26-50		W-L RECORDS		RPI 51-100		RPI 101-150		RPI 150+	
5-5-3	0-0-0	0-0-0		OVERALL		0-1-0		0-2-0		5-2-3	
4-1-3	0-0-0	0-0-0		HOME		0-0-0		0-0-0		4-1-3	
1-4-0	0-0-0	0-0-0		AWAY		0-1-0		0-2-0		1-1-0	
0-0-0	0-0-0	0-0-0		NEUTRAL		0-0-0		0-0-0		0-0-0	
2-3-1	0-0-0	0-0-0		NON-CONFERENCE		0-1-0		0-1-0		2-1-1	
2-1-1	0-0-0	0-0-0		HOME		0-0-0		0-0-0		2-1-1	
0-2-0	0-0-0	0-0-		AWAY		0-1-0		0-1-0		0-0-0	
0-0-0	0-0-0	0-0-0		NEUTRAL		0-0-0		0-0-0		0-0-0	
3-2-2	0-0-0	0-0-0		CONFERENCE		0-0-0		0-1-0		3-1-2	
2-0-2	0-0-0	0-0-0		HOME		0-0-0		0-0-0		2-0-2	
1-2-0	0-0-0	0-0-0		AWAY		0-0-0		0-1-0		1-1-0	
0-0-0	0-0-0	0-0-0		NEUTRAL		0-0-0		0-0-0		0-0-0	
RPI	S	Opponent	Score	RPI	S	Opponent	Score	RPI	S	Opponent	Score
						69 A Louisville	0 2	101 A Murray St.		1	4
								105 A Fla. Atlantic		0	2
								176 H Northern Colo.		0	1
								206 H Jacksonville St.		1	0
								262 H SIUE		0	0
								268 H Arkansas St.		1	0
								269 A Austin Peay		0	2
								279 H Evansville		1	0
								284 H Belmont		1	1
								292 A Eastern Ky.		1	0
								294 H UNI		3	3
								321 H Eastern Ill.		5	0
<hr/>											
LAST 10 GAMES											
						206 H Jacksonville St.	1 0	321 H Eastern Ill.		5	0
						284 H Belmont	1 1	262 H SIUE		0	0
						292 A Eastern Ky.	1 0	268 H Arkansas St.		1	0
						101 A Murray St.	1 4	105 A Fla. Atlantic		0	2
						269 A Austin Peay	0 2	69 A Louisville		0	2

Non-Div. I Games: Lynn 5 3 Missouri S&T 2 0 Union (TN) 2 0 Southeast Mo. St.



Average RPI Win: 234		WON-LOST RECORD		WINNING PCT. RANK		LAST 10 GAMES		STRENGTH OF SCHEDULE		OPP. STRENGTH OF SCHEDULE		TEAM RPI		ADJ RPI		CONF. RPI		ADJ CONF. RPI	
DIV. I ONLY		4-10-1		.3 281		4-5-1		190		132		251		.44251 249		18		18	
DIV. I NON-CONF.		1-6-0		.14286 305		1-1-0		162		39		272		.42336 268		17		16	
TOTALS		RPI 1-25		RPI 26-50		W-L RECORDS		RPI 51-100		RPI 101-150		RPI 150+							
4-10-1		0-2-0		0-0-0		OVERALL		0-3-0		0-1-0		4-4-1							
2-3-0		0-0-0		0-0-0		HOME		0-1-0		0-1-0		2-1-0							
2-6-1		0-1-0		0-0-0		AWAY		0-2-0		0-0-0		2-3-1							
0-1-0		0-1-0		0-0-0		NEUTRAL		0-0-0		0-0-0		0-0-0							
1-6-0		0-2-0		0-0-0		NON-CONFERENCE		0-2-0		0-1-0		1-1-0							
0-2-0		0-0-0		0-0-0		HOME		0-1-0		0-1-0		0-0-0							
1-3-0		0-1-0		0-0-		AWAY		0-1-0		0-0-0		1-1-0							
0-1-0		0-1-0		0-0-0		NEUTRAL		0-0-0		0-0-0		0-0-0							
3-4-1		0-0-0		0-0-0		CONFERENCE		0-1-0		0-0-0		3-3-1							
2-1-0		0-0-0		0-0-0		HOME		0-0-0		0-0-0		2-1-0							
1-3-1		0-0-0		0-0-0		AWAY		0-1-0		0-0-0		1-2-1							
0-0-0		0-0-0		0-0-0		NEUTRAL		0-0-0		0-0-0		0-0-0							
RPI S	Opponent		Score		RPI S	Opponent		Score		RPI S	Opponent		Score						
11 N	Duke		0	5						116 H	CSUN		1	2					
21 A	North Carolina		0	7						161 H	Utah St.		2	3					
										171 H	Boise St.		4	1					
										174 A	New Mexico		1	5					
										203 A	Colorado Col.		1	0					
										218 A	Wyoming		0	3					
										230 A	Oregon		0	1					
										266 A	Sacramento St.		1	0					
										288 A	Colorado St.		2	2					
										297 H	Air Force		1	0					
LAST 10 GAMES																			
	174 A	New Mexico		1	5		161 H	Utah St.		2	3								
	54 A	San Diego St.		1	2		218 A	Wyoming		0	3								
	297 H	Air Force		1	0		288 A	Colorado St.		2	2								
	203 A	Colorado Col.		1	0		266 A	Sacramento St.		1	0								
	171 H	Boise St.		4	1		87 H	Cal Poly		0	4								

Non-Div. I Games:

Fresno St.

Average RPI Win: 282		WON-LOST	WINNING	LAST 10	STRENGTH OF		OPP. STRENGTH	TEAM	ADJ	CONF.	ADJ CONF.
Average RPI Loss: 181		RECORD	PCT. RANK	GAMES	SCHEDULE		OF SCHEDULE	RPI	RPI	RPI	RPI
DIV. I ONLY		8-8-1	.5	158	5-4-1		295	283	249	.44143	250
DIV. I NON-CONF.		3-6-1	.35	248	0-2-1		275	277	280	.41161	283
TOTALS		RPI 1-25	RPI 26-50		W-L RECORDS		RPI 51-100		RPI 101-150		RPI 150+
8-8-1	0-0-0	0-0-0		OVERALL		0-2-0		0-1-0		8-5-1	
4-4-0	0-0-0	0-0-0		HOME		0-1-0		0-1-0		4-2-0	
3-4-1	0-0-0	0-0-0		AWAY		0-1-0		0-0-0		3-3-1	
1-0-0	0-0-0	0-0-0		NEUTRAL		0-0-0		0-0-0		1-0-0	
3-6-1	0-0-0	0-0-0		NON-CONFERENCE		0-2-0		0-0-0		3-4-1	
2-3-0	0-0-0	0-0-0		HOME		0-1-0		0-0-0		2-2-0	
0-3-1	0-0-0	0-0-		AWAY		0-1-0		0-0-0		0-2-1	
1-0-0	0-0-0	0-0-0		NEUTRAL		0-0-0		0-0-0		1-0-0	
5-2-0	0-0-0	0-0-0		CONFERENCE		0-0-0		0-1-0		5-1-0	
2-1-0	0-0-0	0-0-0		HOME		0-0-0		0-1-0		2-0-0	
3-1-0	0-0-0	0-0-0		AWAY		0-0-0		0-0-0		3-1-0	
0-0-0	0-0-0	0-0-0		NEUTRAL		0-0-0		0-0-0		0-0-0	
RPI S	Opponent	Score	RPI S	Opponent	Score	RPI S	Opponent	Score	RPI S	Opponent	Score
						69 A	Louisville	0 1	101 H	Murray St.	0 2
						88 H	Ball St.	1 3	206 A	Jacksonville St.	1 2
									215 H	Wright St.	1 3
									218 A	Wyoming	0 1
									222 A	Charleston So.	2 2
									227 H	Xavier	2 1
									251 H	Ill.-Chicago	1 2
									262 A	SIUE	2 1
									269 A	Austin Peay	2 1
									271 H	Bowling Green	2 1
									284 H	Belmont	1 0
									292 H	Eastern Ky.	4 1
									297 A	Air Force	1 3
									321 A	Eastern Ill.	1 0
									327 N	Francis Marion	5 3
LAST 10 GAMES											
						269 A	Austin Peay	2 1	69 A	Louisville	0 1
						101 H	Murray St.	0 2	284 H	Belmont	1 0
						321 A	Eastern Ill.	1 0	206 A	Jacksonville St.	1 2
						262 A	SIUE	2 1	88 H	Ball St.	1 3
						292 H	Eastern Ky.	4 1	222 A	Charleston So.	2 2

Non-Div. I Games:

Morehead St.

Average RPI Win:	228	WON-LOST RECORD	WINNING PCT. RANK	LAST 10 GAMES	STRENGTH OF SCHEDULE	OPP. STRENGTH OF SCHEDULE	TEAM RPI	ADJ RPI	CONF. RPI	ADJ CONF. RPI	
Average RPI Loss:	181										
DIV. I ONLY	4-10-2	.3125	274	2-6-2	152	277	250	.44091	251	22	21
DIV. I NON-CONF.	3-6-1	.35	248	1-2-1	156	281	238	.45041	238	24	24
<hr/>											
TOTALS	RPI 1-25	RPI 26-50		W-L RECORDS	RPI 51-100		RPI 101-150		RPI 150+		
4-10-2	0-0-0	0-0-0		OVERALL	0-1-0		0-2-0		4-7-2		
2-3-2	0-0-0	0-0-0		HOME	0-1-0		0-1-0		2-1-2		
2-7-0	0-0-0	0-0-0		AWAY	0-0-0		0-1-0		2-6-0		
0-0-0	0-0-0	0-0-0		NEUTRAL	0-0-0		0-0-0		0-0-0		
3-6-1	0-0-0	0-0-0		NON-CONFERENCE	0-1-0		0-2-0		3-3-1		
1-2-1	0-0-0	0-0-0		HOME	0-1-0		0-1-0		1-0-1		
2-4-0	0-0-0	0-0-		AWAY	0-0-0		0-1-0		2-3-0		
0-0-0	0-0-0	0-0-0		NEUTRAL	0-0-0		0-0-0		0-0-0		
1-4-1	0-0-0	0-0-0		CONFERENCE	0-0-0		0-0-0		1-4-1		
1-1-1	0-0-0	0-0-0		HOME	0-0-0		0-0-0		1-1-1		
0-3-0	0-0-0	0-0-0		AWAY	0-0-0		0-0-0		0-3-0		
0-0-0	0-0-0	0-0-0		NEUTRAL	0-0-0		0-0-0		0-0-0		
RPI S	Opponent	Score	RPI S	Opponent	Score	RPI S	Opponent	Score	RPI S	Opponent	Score
						76 H	Western Mich.	0 3	121 H	Eastern Wash.	0 1
									137 A	Iowa	0 3
									157 A	Valparaiso	1 3
									179 A	Loyola Chicago	3 2
									190 A	Northern Ky.	0 2
									201 A	Saint Louis	1 4
									207 H	Oakland	0 0
									215 H	Wright St.	0 1
									219 H	Cleveland St.	2 0
									223 A	Eastern Mich.	1 3
									234 A	Detroit	0 2
									250 A	Morehead St.	2 1
									259 A	IUPUI	1 4
									262 H	SIUE	1 0
									294 H	UNI	0 0
<hr/>											
LAST 10 GAMES											
				207 H Oakland	0 0				157 A Valparaiso	1 3	
				219 H Cleveland St.	2 0				190 A Northern Ky.	0 2	
				234 A Detroit	0 2				121 H Eastern Wash.	0 1	
				179 A Loyola Chicago	3 2				137 A Iowa	0 3	
				215 H Wright St.	0 1				294 H UNI	0 0	

Non-Div. I Games:

Ill.-Chicago

Average RPI Win:	269	WON-LOST RECORD	WINNING PCT. RANK	LAST 10 GAMES	STRENGTH OF SCHEDULE	OPP. STRENGTH OF SCHEDULE	TEAM RPI	ADJ RPI	CONF. RPI	ADJ CONF. RPI		
Average RPI Loss:	186											
DIV. I ONLY	5-7-2	.42857	209	4-5-1	262	273	253	.44015	252	16	16	
DIV. I NON-CONF.	3-3-1	.5	156	2-1-0	328	296	299	.38561	298	20	20	
<hr/>												
TOTALS	RPI 1-25	RPI 26-50		W-L RECORDS		RPI 51-100		RPI 101-150		RPI 150+		
5-7-2	0-0-0	0-0-0		OVERALL		0-0-0		1-2-1		4-5-1		
3-3-1	0-0-0	0-0-0		HOME		0-0-0		1-0-1		2-3-0		
2-4-1	0-0-0	0-0-0		AWAY		0-0-0		0-2-0		2-2-1		
0-0-0	0-0-0	0-0-0		NEUTRAL		0-0-0		0-0-0		0-0-0		
<hr/>												
3-3-1	0-0-0	0-0-0		NON-CONFERENCE		0-0-0		0-0-0		3-3-1		
2-2-0	0-0-0	0-0-0		HOME		0-0-0		0-0-0		2-2-0		
1-1-1	0-0-0	0-0-		AWAY		0-0-0		0-0-0		1-1-1		
0-0-0	0-0-0	0-0-0		NEUTRAL		0-0-0		0-0-0		0-0-0		
<hr/>												
2-4-1	0-0-0	0-0-0		CONFERENCE		0-0-0		1-2-1		1-2-0		
1-1-1	0-0-0	0-0-0		HOME		0-0-0		1-0-1		0-1-0		
1-3-0	0-0-0	0-0-0		AWAY		0-0-0		0-2-0		1-1-0		
0-0-0	0-0-0	0-0-0		NEUTRAL		0-0-0		0-0-0		0-0-0		
<hr/>												
RPI S	Opponent	Score	RPI S	Opponent	Score	RPI S	Opponent	Score	RPI S	Opponent	Score	
									109	A Coastal Caro.	1	5
									120	A High Point	0	2
									134	H Longwood	0	0
									135	H Campbell	1	0
									195	H ETSU	1	2
									205	A Ga. Southern	0	2
									210	A Western Caro.	1	1
									213	H Charlotte	0	2
									222	A Charleston So.	0	2
									233	A Gardner-Webb	2	1
									238	H UNC Asheville	0	1
									320	H Citadel	3	0
									327	H Francis Marion	2	1
									328	A South Carolina St.	2	1
									<hr/>			
			LAST 10 GAMES									
			135 H Campbell			1	0	233 A Gardner-Webb			2	1
			222 A Charleston So.			0	2	238 H UNC Asheville			0	1
			109 A Coastal Caro.			1	5	320 H Citadel			3	0
			120 A High Point			0	2	195 H ETSU			1	2
			134 H Longwood			0	0	328 A South Carolina St.			2	1

Non-Div. I Games:

Winthrop

Average RPI Win: 167		WON-LOST	WINNING	LAST 10	STRENGTH OF	OPP. STRENGTH	TEAM	ADJ	CONF.	ADJ CONF.		
Average RPI Loss: 128		RECORD	PCT. RANK	GAMES	SCHEDULE	OF SCHEDULE	RPI	RPI	RPI	RPI		
DIV. I ONLY		2-12-1	.16667	317	1-8-1	96	121	252	.44007	253	13	13
DIV. I NON-CONF.		1-6-0	.14286	305	0-2-0	159	112	277	.41478	278	12	12
<hr/>												
TOTALS		RPI 1-25	RPI 26-50		W-L RECORDS	RPI 51-100		RPI 101-150		RPI 150+		
2-12-1	0-1-0	0-1-0		OVERALL		1-4-1		0-1-0		1-5-0		
1-5-1	0-0-0	0-0-0		HOME		1-3-1		0-1-0		0-1-0		
1-7-0	0-1-0	0-1-0		AWAY		0-1-0		0-0-0		1-4-0		
0-0-0	0-0-0	0-0-0		NEUTRAL		0-0-0		0-0-0		0-0-0		
<hr/>												
1-6-0	0-1-0	0-0-0		NON-CONFERENCE		0-2-0		0-1-0		1-2-0		
0-3-0	0-0-0	0-0-0		HOME		0-2-0		0-1-0		0-0-0		
1-3-0	0-1-0	0-0-		AWAY		0-0-0		0-0-0		1-2-0		
0-0-0	0-0-0	0-0-0		NEUTRAL		0-0-0		0-0-0		0-0-0		
<hr/>												
1-6-1	0-0-0	0-1-0		CONFERENCE		1-2-1		0-0-0		0-3-0		
1-2-1	0-0-0	0-0-0		HOME		1-1-1		0-0-0		0-1-0		
0-4-0	0-0-0	0-1-0		AWAY		0-1-0		0-0-0		0-2-0		
0-0-0	0-0-0	0-0-0		NEUTRAL		0-0-0		0-0-0		0-0-0		
<hr/>												
RPI S	Opponent	Score		RPI S	Opponent	Score		RPI S	Opponent	Score		
4 A	Auburn	0 4		49 A	North Texas	0 3		65 H	Marshall	2 1		
								69 H	Louisville	0 1		
								81 H	Memphis	0 1		
								84 H	Middle Tenn.	1 2		
								99 H	Western Ky.	1 1		
								100 A	Rice	0 2		
								109 H	Coastal Caro.	1 3		
								151 A	Old Dominion	0 2		
								184 A	Mercer	1 5		
								194 H	Louisiana Tech	1 2		
								213 A	Charlotte	2 3		
								269 A	Austin Peay	4 3		
								298 A	Chattanooga	1 2		
<hr/>												
				LAST 10 GAMES								
				49 A North Texas		0 3		194 H Louisiana Tech		1 2		
				100 A Rice		0 2		84 H Middle Tenn.		1 2		
				151 A Old Dominion		0 2		213 A Charlotte		2 3		
				99 H Western Ky.		1 1		298 A Chattanooga		1 2		
				65 H Marshall		2 1		184 A Mercer		1 5		

Non-Div. I Games:

UAB

Average RPI Win: 278		WON-LOST	WINNING	LAST 10	STRENGTH OF	OPP. STRENGTH	TEAM	ADJ	CONF.	ADJ CONF.				
Average RPI Loss: 152		RECORD	PCT. RANK	GAMES	SCHEDULE	OF SCHEDULE	RPI	RPI	RPI	RPI				
DIV. I ONLY		5-10-0	.33333	259	4-6-0	208	215	256	.43797	254	28	28		
DIV. I NON-CONF.		2-6-0	.25	277	1-2-0	94	152	220	.46689	220	26	26		
<hr/>														
TOTALS		RPI 1-25	RPI 26-50		W-L RECORDS		RPI 51-100		RPI 101-150		RPI 150+			
5-10-0		0-1-0	0-0-0		OVERALL		0-3-0		0-1-0		5-5-0			
3-1-0		0-0-0	0-0-0		HOME		0-0-0		0-0-0		3-1-0			
1-7-0		0-0-0	0-0-0		AWAY		0-3-0		0-1-0		1-3-0			
1-2-0		0-1-0	0-0-0		NEUTRAL		0-0-0		0-0-0		1-1-0			
2-6-0		0-1-0	0-0-0		NON-CONFERENCE		0-3-0		0-0-0		2-2-0			
0-0-0		0-0-0	0-0-0		HOME		0-0-0		0-0-0		0-0-0			
1-4-0		0-0-0	0-0-		AWAY		0-3-0		0-0-0		1-1-0			
1-2-0		0-1-0	0-0-0		NEUTRAL		0-0-0		0-0-0		1-1-0			
3-4-0		0-0-0	0-0-0		CONFERENCE		0-0-0		0-1-0		3-3-0			
3-1-0		0-0-0	0-0-0		HOME		0-0-0		0-0-0		3-1-0			
0-3-0		0-0-0	0-0-0		AWAY		0-0-0		0-1-0		0-2-0			
0-0-0		0-0-0	0-0-0		NEUTRAL		0-0-0		0-0-0		0-0-0			
RPI	S	Opponent	Score		RPI	S	Opponent	Score		RPI	S	Opponent	Score	
20	N	South Ala.	0	7						101	A	Murray St.	3	4
							64 A Troy	1	2	180	A	UMKC	1	4
							81 A Memphis	0	1	206	H	Jacksonville St.	0	2
							99 A Western Ky.	1	3	210	N	Western Caro.	0	3
										243	N	Akron	2	1
										262	H	SIUE	1	0
										269	A	Austin Peay	1	3
										279	A	Evansville	3	2
										284	H	Belmont	3	1
										292	A	Eastern Ky.	0	2
										321	H	Eastern Ill.	3	1
LAST 10 GAMES														
					284 H Belmont	3	1			262 H SIUE	1	0		
					206 H Jacksonville St.	0	2			321 H Eastern Ill.	3	1		
					292 A Eastern Ky.	0	2			243 N Akron	2	1		
					269 A Austin Peay	1	3			210 N Western Caro.	0	3		
					101 A Murray St.	3	4			81 A Memphis	0	1		

Non-Div. I Games:

UT Martin

Average RPI Win: 299		WON-LOST	WINNING	LAST 10	STRENGTH OF		OPP. STRENGTH	TEAM	ADJ	CONF.	ADJ CONF.
Average RPI Loss: 150		RECORD	PCT. RANK	GAMES	SCHEDULE		OF SCHEDULE	RPI	RPI	RPI	RPI
DIV. I ONLY		6-12-1	.34211	258	2-8-0		200	249	257	.43767	255
DIV. I NON-CONF.		6-4-1	.59091	112	2-0-0		295	321	234	.45492	234
TOTALS		RPI 1-25	RPI 26-50		W-L RECORDS		RPI 51-100		RPI 101-150		RPI 150+
6-12-1	0-1-0	0-0-0		OVERALL		0-2-0		0-3-0		6-6-1	
6-6-1	0-1-0	0-0-0		HOME		0-2-0		0-1-0		6-2-1	
0-6-0	0-0-0	0-0-0		AWAY		0-0-0		0-2-0		0-4-0	
0-0-0	0-0-0	0-0-0		NEUTRAL		0-0-0		0-0-0		0-0-0	
6-4-1	0-0-0	0-0-0		NON-CONFERENCE		0-0-0		0-0-0		6-4-1	
6-2-1	0-0-0	0-0-0		HOME		0-0-0		0-0-0		6-2-1	
0-2-0	0-0-0	0-0-		AWAY		0-0-0		0-0-0		0-2-0	
0-0-0	0-0-0	0-0-0		NEUTRAL		0-0-0		0-0-0		0-0-0	
0-8-0	0-1-0	0-0-0		CONFERENCE		0-2-0		0-3-0		0-2-0	
0-4-0	0-1-0	0-0-0		HOME		0-2-0		0-1-0		0-0-0	
0-4-0	0-0-0	0-0-0		AWAY		0-0-0		0-2-0		0-2-0	
0-0-0	0-0-0	0-0-0		NEUTRAL		0-0-0		0-0-0		0-0-0	
RPI S	Opponent	Score		RPI S	Opponent	Score		RPI S	Opponent	Score	
20	H South Ala.	2	3					64	H Troy	0	1
								71	H Appalachian St.	0	2
								107	A Little Rock	0	1
								108	H Texas St.	0	1
								141	A Georgia St.	0	1
								160	A Stephen F. Austin	0	1
								166	H Southeastern La.	2	2
								194	H Louisiana Tech	1	2
								205	A Ga. Southern	0	3
								228	A Central Ark.	0	1
								237	H McNeese St.	1	2
								257	H Mississippi Val.	3	0
								268	A Arkansas St.	0	2
								274	H Northwestern St.	2	1
								287	H Southern Miss.	1	0
								315	H Ark.-Pine Bluff	2	1
								329	H Grambling	6	0
								331	H Southern U.	1	0
LAST 10 GAMES											
	108 H Texas St.	0	1		64 H Troy	0	1				
	71 H Appalachian St.	0	2		205 A Ga. Southern	0	3				
	268 A Arkansas St.	0	2		141 A Georgia St.	0	1				
	107 A Little Rock	0	1		331 H Southern U.	1	0				
	20 H South Ala.	2	3		287 H Southern Miss.	1	0				

Non-Div. I Games:

La.-Monroe

Average RPI Win: 250		WON-LOST	WINNING	LAST 10	STRENGTH OF		OPP. STRENGTH	TEAM	ADJ	CONF.	ADJ CONF.
Average RPI Loss: 192		RECORD	PCT. RANK	GAMES	SCHEDULE		OF SCHEDULE	RPI	RPI	RPI	RPI
DIV. I ONLY		6-9-1	.40625	220	5-4-1		241	286	254	.43743	256
DIV. I NON-CONF.		1-7-1	.16667	299	0-2-1		201	251	293	.39651	292
TOTALS		RPI 1-25	RPI 26-50		W-L RECORDS		RPI 51-100		RPI 101-150		RPI 150+
6-9-1	0-0-0	0-0-0		OVERALL		0-2-0		0-1-0		6-6-1	
4-3-0	0-0-0	0-0-0		HOME		0-1-0		0-0-0		4-2-0	
2-6-1	0-0-0	0-0-0		AWAY		0-1-0		0-1-0		2-4-1	
0-0-0	0-0-0	0-0-0		NEUTRAL		0-0-0		0-0-0		0-0-0	
1-7-1	0-0-0	0-0-0		NON-CONFERENCE		0-2-0		0-0-0		1-5-1	
1-3-0	0-0-0	0-0-0		HOME		0-1-0		0-0-0		1-2-0	
0-4-1	0-0-0	0-0-		AWAY		0-1-0		0-0-0		0-3-1	
0-0-0	0-0-0	0-0-0		NEUTRAL		0-0-0		0-0-0		0-0-0	
5-2-0	0-0-0	0-0-0		CONFERENCE		0-0-0		0-1-0		5-1-0	
3-0-0	0-0-0	0-0-0		HOME		0-0-0		0-0-0		3-0-0	
2-2-0	0-0-0	0-0-0		AWAY		0-0-0		0-1-0		2-1-0	
0-0-0	0-0-0	0-0-0		NEUTRAL		0-0-0		0-0-0		0-0-0	
RPI S	Opponent	Score	RPI S	Opponent	Score	RPI S	Opponent	Score	RPI S	Opponent	Score
						92 H	Dartmouth	0 2	111 A	Monmouth	1 3
						98 A	Providence	1 2	155 A	Brown	0 4
									168 H	Rider	1 0
									177 H	Lehigh	2 1
									188 H	Maine	0 5
									221 H	Quinnipiac	3 2
									224 A	Stony Brook	0 1
									225 A	Vermont	0 0
									246 A	Albany (NY)	0 2
									286 A	Fairfield	7 2
									302 H	Delaware St.	0 2
									312 A	Canisius	1 2
									322 H	Iona	2 1
									325 A	Saint Peter's	6 1
LAST 10 GAMES											
						302 H	Delaware St.	0 2	325 A	Saint Peter's	6 1
						322 H	Iona	2 1	312 A	Canisius	1 2
						155 A	Brown	0 4	168 H	Rider	1 0
						286 A	Fairfield	7 2	111 A	Monmouth	1 3
						221 H	Quinnipiac	3 2	225 A	Vermont	0 0

Non-Div. I Games:

Marist



Average RPI Win:	313	WON-LOST	WINNING	LAST 10	STRENGTH OF	OPP. STRENGTH	TEAM	ADJ	CONF.	ADJ CONF.		
Average RPI Loss:	206	RECORD	PCT. RANK	GAMES	SCHEDULE	OF SCHEDULE	RPI	RPI	RPI	RPI		
DIV. I ONLY	8-6-1	.56667	125	7-2-1	314	323	255	.436	257	31	31	
DIV. I NON-CONF.	1-6-0	.14286	305	0-2-0	297	234	315	.35227	316	31	31	
<hr/>												
TOTALS	RPI 1-25	RPI 26-50		W-L RECORDS		RPI 51-100		RPI 101-150		RPI 150+		
8-6-1	0-0-0	0-0-0		OVERALL		0-0-0		0-1-0		8-5-1		
5-2-0	0-0-0	0-0-0		HOME		0-0-0		0-1-0		5-1-0		
3-4-1	0-0-0	0-0-0		AWAY		0-0-0		0-0-0		3-4-1		
0-0-0	0-0-0	0-0-0		NEUTRAL		0-0-0		0-0-0		0-0-0		
<hr/>												
1-6-0	0-0-0	0-0-0		NON-CONFERENCE		0-0-0		0-1-0		1-5-0		
1-2-0	0-0-0	0-0-0		HOME		0-0-0		0-1-0		1-1-0		
0-4-0	0-0-0	0-0-		AWAY		0-0-0		0-0-0		0-4-0		
0-0-0	0-0-0	0-0-0		NEUTRAL		0-0-0		0-0-0		0-0-0		
<hr/>												
7-0-1	0-0-0	0-0-0		CONFERENCE		0-0-0		0-0-0		7-0-1		
4-0-0	0-0-0	0-0-0		HOME		0-0-0		0-0-0		4-0-0		
3-0-1	0-0-0	0-0-0		AWAY		0-0-0		0-0-0		3-0-1		
0-0-0	0-0-0	0-0-0		NEUTRAL		0-0-0		0-0-0		0-0-0		
<hr/>												
RPI	S	Opponent	Score	RPI	S	Opponent	Score	RPI	S	Opponent	Score	
								107	H	Little Rock	1	3
								166	H	Southeastern La.	2	5
								209	A	Oral Roberts	0	3
								228	A	Central Ark.	2	5
								255	A	La.-Monroe	0	3
								268	A	Arkansas St.	0	4
								270	A	Jackson St.	2	2
								281	A	Prairie View	6	1
								304	H	Alabama St.	5	1
								315	H	Ark.-Pine Bluff	8	2
								315	H	Ark.-Pine Bluff	4	0
								316	H	UTRGV	2	0
								318	A	Texas Southern	3	1
								324	H	Alabama A&M	5	1
								331	A	Southern U.	4	0
<hr/>												
LAST 10 GAMES												
304 H Alabama St.				5	1	270 A Jackson St.				2	2	
324 H Alabama A&M				5	1	331 A Southern U.				4	0	
315 H Ark.-Pine Bluff				4	0	315 H Ark.-Pine Bluff				8	2	
318 A Texas Southern				3	1	107 H Little Rock				1	3	
281 A Prairie View				6	1	228 A Central Ark.				2	5	

Non-Div. I Games: Delta St. 6 0

Mississippi Val.

Average RPI Win: 309		WON-LOST	WINNING	LAST 10	STRENGTH OF	OPP. STRENGTH	TEAM	ADJ	CONF.	ADJ CONF.												
Average RPI Loss: 127		RECORD	PCT. RANK	GAMES	SCHEDULE	OF SCHEDULE	RPI	RPI	RPI	RPI												
DIV. I ONLY		5-9-1	.36667	240	2-7-1	225	256	258	.43582	258	25	25										
DIV. I NON-CONF.		3-6-0	.33333	252	0-4-0	224	253	261	.43041	261	23	23										
<hr/>																						
TOTALS		RPI 1-25		RPI 26-50		W-L RECORDS		RPI 51-100		RPI 101-150		RPI 150+										
5-9-1		0-1-0		0-0-0		OVERALL		0-3-0		0-3-0		5-2-1										
4-3-0		0-0-0		0-0-0		HOME		0-2-0		0-0-0		4-1-0										
1-6-1		0-1-0		0-0-0		AWAY		0-1-0		0-3-0		1-1-1										
0-0-0		0-0-0		0-0-0		NEUTRAL		0-0-0		0-0-0		0-0-0										
3-6-0		0-1-0		0-0-0		NON-CONFERENCE		0-2-0		0-2-0		3-1-0										
2-1-0		0-0-0		0-0-0		HOME		0-1-0		0-0-0		2-0-0										
1-5-0		0-1-0		0-0-		AWAY		0-1-0		0-2-0		1-1-0										
0-0-0		0-0-0		0-0-0		NEUTRAL		0-0-0		0-0-0		0-0-0										
2-3-1		0-0-0		0-0-0		CONFERENCE		0-1-0		0-1-0		2-1-1										
2-2-0		0-0-0		0-0-0		HOME		0-1-0		0-0-0		2-1-0										
0-1-1		0-0-0		0-0-0		AWAY		0-0-0		0-1-0		0-0-1										
0-0-0		0-0-0		0-0-0		NEUTRAL		0-0-0		0-0-0		0-0-0										
RPI	S	Opponent		Score		RPI	S	Opponent		Score		RPI	S	Opponent		Score						
25	A	South Carolina		0 6								68	H	Samford		2 5						
												94	A	Furman		0 3						
												97	H	Lipscomb		0 1						
												104	A	FGCU		0 1						
												141	A	Georgia St.		2 3						
												143	A	Col. of Charleston		1 3						
												198	H	Jacksonville		0 1						
												241	A	Stetson		2 2						
												269	A	Austin Peay		1 3						
												282	H	North Florida		2 1						
												298	H	Chattanooga		1 0						
												320	A	Citadel		3 2						
												323	H	NJIT		6 1						
												324	H	Alabama A&M		12 0						
<hr/>																						
LAST 10 GAMES																						
198 H Jacksonville						0 1						97 H Lipscomb						0 1				
282 H North Florida						2 1						68 H Samford						2 5				
104 A FGCU						0 1						269 A Austin Peay						1 3				
241 A Stetson						2 2						25 A South Carolina						0 6				
323 H NJIT						6 1						94 A Furman						0 3				

Non-Div. I Games: Clayton St. 1 1

Kennesaw St.

Average RPI Win: 248		WON-LOST RECORD	WINNING PCT. RANK		LAST 10 GAMES		STRENGTH OF SCHEDULE		OPP. STRENGTH OF SCHEDULE		TEAM RPI	ADJ RPI		CONF. RPI	ADJ CONF. RPI
Average RPI Loss: 193															
DIV. I ONLY		5-6-2	.46154	198	4-4-1		284		294		259	.43402	259	29	30
DIV. I NON-CONF.		4-4-1	.5	156	3-2-0		218		288		211	.46919	215	30	30
<hr/>															
TOTALS		RPI 1-25		RPI 26-50		W-L RECORDS		RPI 51-100		RPI 101-150		RPI 150+			
5-6-2		0-0-0		0-0-0		OVERALL		0-2-0		1-0-0		4-4-2			
2-3-2		0-0-0		0-0-0		HOME		0-2-0		1-0-0		1-1-2			
3-3-0		0-0-0		0-0-0		AWAY		0-0-0		0-0-0		3-3-0			
0-0-0		0-0-0		0-0-0		NEUTRAL		0-0-0		0-0-0		0-0-0			
<hr/>															
4-4-1		0-0-0		0-0-0		NON-CONFERENCE		0-2-0		1-0-0		3-2-1			
2-2-1		0-0-0		0-0-0		HOME		0-2-0		1-0-0		1-0-1			
2-2-0		0-0-0		0-0-		AWAY		0-0-0		0-0-0		2-2-0			
0-0-0		0-0-0		0-0-0		NEUTRAL		0-0-0		0-0-0		0-0-0			
<hr/>															
1-2-1		0-0-0		0-0-0		CONFERENCE		0-0-0		0-0-0		1-2-1			
0-1-1		0-0-0		0-0-0		HOME		0-0-0		0-0-0		0-1-1			
1-1-0		0-0-0		0-0-0		AWAY		0-0-0		0-0-0		1-1-0			
0-0-0		0-0-0		0-0-0		NEUTRAL		0-0-0		0-0-0		0-0-0			
<hr/>															
RPI	S	Opponent	Score	RPI	S	Opponent	Score	RPI	S	Opponent	Score	RPI	S	Opponent	Score
								65	H	Marshall	1 2	101	H	Murray St.	3 0
								96	H	Butler	0 2	209	H	Oral Roberts	1 3
												227	A	Xavier	0 2
												251	H	Ill.-Chicago	4 1
												278	A	Indiana St.	2 1
												279	A	Evansville	1 2
												280	A	Omaha	1 2
												294	A	UNI	3 2
												303	H	IPFW	2 2
												317	A	Western Ill.	3 1
												321	H	Eastern Ill.	0 0
<hr/>															
LAST 10 GAMES															
						317	A	Western Ill.	3 1	101	H	Murray St.	3 0		
						209	H	Oral Roberts	1 3	279	A	Evansville	1 2		
						280	A	Omaha	1 2	227	A	Xavier	0 2		
						303	H	IPFW	2 2	294	A	UNI	3 2		
						278	A	Indiana St.	2 1	96	H	Butler	0 2		

Non-Div. I Games: Marian (IN) 4 1

IUPUI

Average RPI Win:		306	WON-LOST RECORD		WINNING PCT. RANK		LAST 10 GAMES		STRENGTH OF SCHEDULE		OPP. STRENGTH OF SCHEDULE		TEAM RPI		ADJ RPI		CONF. RPI		ADJ CONF. RPI	
DIV. I ONLY			2-11-1		.17857 315		1-8-0		105		188		260		.43386 260		8		9	
DIV. I NON-CONF.			2-6-1		.27778 269		1-3-0		178		232		259		.43196 259		9		9	
TOTALS		RPI 1-25		RPI 26-50		W-L RECORDS		RPI 51-100		RPI 101-150		RPI 150+								
2-11-1		0-2-0		0-1-0		OVERALL		0-3-0		0-2-0		2-3-1								
2-5-1		0-2-0		0-0-0		HOME		0-1-0		0-2-0		2-0-1								
0-6-0		0-0-0		0-1-0		AWAY		0-2-0		0-0-0		0-3-0								
0-0-0		0-0-0		0-0-0		NEUTRAL		0-0-0		0-0-0		0-0-0								
2-6-1		0-2-0		0-0-0		NON-CONFERENCE		0-1-0		0-0-0		2-3-1								
2-2-1		0-2-0		0-0-0		HOME		0-0-0		0-0-0		2-0-1								
0-4-0		0-0-0		0-0-		AWAY		0-1-0		0-0-0		0-3-0								
0-0-0		0-0-0		0-0-0		NEUTRAL		0-0-0		0-0-0		0-0-0								
0-5-0		0-0-0		0-1-0		CONFERENCE		0-2-0		0-2-0		0-0-0								
0-3-0		0-0-0		0-0-0		HOME		0-1-0		0-2-0		0-0-0								
0-2-0		0-0-0		0-1-0		AWAY		0-1-0		0-0-0		0-0-0								
0-0-0		0-0-0		0-0-0		NEUTRAL		0-0-0		0-0-0		0-0-0								
RPI	S	Opponent		Score		RPI	S	Opponent		Score		RPI	S	Opponent		Score				
10	H	Stanford		1	2	37	A	Cal St. Fullerton		0	4	73	A	UC Riverside		1	2			
17	H	California		1	5							74	A	San Francisco		0	2			
												87	H	Cal Poly		2	7			
												103	H	UC Santa Barbara		0	3			
												116	H	CSUN		0	1			
												181	A	UNLV		1	3			
												218	H	Wyoming		2	2			
												240	A	Nevada		2	3			
												265	A	Portland St.		0	1			
												285	H	CSU Bakersfield		2	1			
												326	H	Denver		1	0			
LAST 10 GAMES																				
116 H CSUN						0	1	240 A Nevada						2	3					
37 A Cal St. Fullerton						0	4	181 A UNLV						1	3					
73 A UC Riverside						1	2	285 H CSU Bakersfield						2	1					
87 H Cal Poly						2	7	74 A San Francisco						0	2					
103 H UC Santa Barbara						0	3	265 A Portland St.						0	1					

Non-Div. I Games: BYU-Hawaii 2 0

Hawaii

Average RPI Win: 288		WON-LOST RECORD		WINNING PCT. RANK		LAST 10 GAMES		STRENGTH OF SCHEDULE		OPP. STRENGTH OF SCHEDULE		TEAM RPI		ADJ RPI		CONF. RPI		ADJ CONF. RPI	
DIV. I ONLY		4-12-0		.25 296		3-7-0		130		287		261		.43365 261		26		26	
DIV. I NON-CONF.		1-8-0		.11111 310		0-3-0		61		266		262		.42956 262		27		27	
TOTALS		RPI 1-25		RPI 26-50		W-L RECORDS		RPI 51-100		RPI 101-150		RPI 150+							
4-12-0		0-0-0		0-0-0		OVERALL		0-2-0		0-6-0		4-4-0							
4-6-0		0-0-0		0-0-0		HOME		0-1-0		0-2-0		4-3-0							
0-6-0		0-0-0		0-0-0		AWAY		0-1-0		0-4-0		0-1-0							
0-0-0		0-0-0		0-0-0		NEUTRAL		0-0-0		0-0-0		0-0-0							
1-8-0		0-0-0		0-0-0		NON-CONFERENCE		0-1-0		0-5-0		1-2-0							
1-4-0		0-0-0		0-0-0		HOME		0-1-0		0-2-0		1-1-0							
0-4-0		0-0-0		0-0-		AWAY		0-0-0		0-3-0		0-1-0							
0-0-0		0-0-0		0-0-0		NEUTRAL		0-0-0		0-0-0		0-0-0							
3-4-0		0-0-0		0-0-0		CONFERENCE		0-1-0		0-1-0		3-2-0							
3-2-0		0-0-0		0-0-0		HOME		0-0-0		0-0-0		3-2-0							
0-2-0		0-0-0		0-0-0		AWAY		0-1-0		0-1-0		0-0-0							
0-0-0		0-0-0		0-0-0		NEUTRAL		0-0-0		0-0-0		0-0-0							
RPI	S	Opponent		Score	RPI	S	Opponent		Score	RPI	S	Opponent		Score					
							67	A	Seattle	0	3		108	A	Texas St.	0	2		
							91	H	UTEP	1	3		116	A	CSUN	1	5		
													118	A	Idaho	0	3		
													121	H	Eastern Wash.	1	2		
													138	A	Utah Valley	0	4		
													144	H	Weber St.	1	3		
													174	H	New Mexico	0	1		
													180	H	UMKC	1	4		
													231	H	Grand Canyon	2	1		
													273	H	Lamar	4	3		
													281	A	Prairie View	1	4		
													285	H	CSU Bakersfield	1	2		
													316	H	UTRGV	2	1		
													330	H	Chicago St.	5	1		
LAST 10 GAMES																			
							180	H	UMKC	1	4		285	H	CSU Bakersfield	1	2		
							330	H	Chicago St.	5	1		316	H	UTRGV	2	1		
							67	A	Seattle	0	3		281	A	Prairie View	1	4		
							138	A	Utah Valley	0	4		108	A	Texas St.	0	2		
							231	H	Grand Canyon	2	1		91	H	UTEP	1	3		

Non-Div. I Games:

New Mexico St.

S  
I  
U  
E

SIUE				Through Games Of Sunday, October 18, 2015							
Average RPI Win: 275		WON-LOST RECORD	WINNING PCT. RANK	LAST 10 GAMES	STRENGTH OF SCHEDULE	OPP. STRENGTH OF SCHEDULE	TEAM RPI	ADJ RPI		CONF. RPI	ADJ CONF. RPI
Average RPI Loss: 179											
DIV. I ONLY		5-8-3	.40625 220	4-5-1	282	205	262	.43329	262	28	28
DIV. I NON-CONF.		3-4-2	.44444 194	2-1-0	232	168	223	.46404	223	26	26
<hr/>											
TOTALS		RPI 1-25	RPI 26-50		W-L RECORDS		RPI 51-100		RPI 101-150		RPI 150+
5-8-3	0-1-0		0-0-0		OVERALL		0-1-1		1-0-0		4-6-2
4-4-0	0-0-0		0-0-0		HOME		0-0-0		1-0-0		3-4-0
1-3-3	0-0-0		0-0-0		AWAY		0-1-1		0-0-0		1-2-2
0-1-0	0-1-0		0-0-0		NEUTRAL		0-0-0		0-0-0		0-0-0
<hr/>											
3-4-2	0-1-0		0-0-0		NON-CONFERENCE		0-1-1		1-0-0		2-2-1
2-1-0	0-0-0		0-0-0		HOME		0-0-0		1-0-0		1-1-0
1-2-2	0-0-0		0-0-		AWAY		0-1-1		0-0-0		1-1-1
0-1-0	0-1-0		0-0-0		NEUTRAL		0-0-0		0-0-0		0-0-0
<hr/>											
2-4-1	0-0-0		0-0-0		CONFERENCE		0-0-0		0-0-0		2-4-1
2-3-0	0-0-0		0-0-0		HOME		0-0-0		0-0-0		2-3-0
0-1-1	0-0-0		0-0-0		AWAY		0-0-0		0-0-0		0-1-1
0-0-0	0-0-0		0-0-0		NEUTRAL		0-0-0		0-0-0		0-0-0
<hr/>											
RPI S	Opponent	Score		RPI S	Opponent	Score		RPI S	Opponent	Score	
9 N	West Virginia	0	2								
				61 A	Tulsa	0	2	150 H	Missouri St.	1	0
				80 A	Indiana	0	0	201 H	Saint Louis	1	2
								202 H	Tennessee Tech	0	1
								206 H	Jacksonville St.	0	1
								209 A	Oral Roberts	0	0
								248 A	Southeast Mo. St.	0	0
								250 H	Morehead St.	1	2
								251 A	Ill.-Chicago	0	1
								254 A	UT Martin	0	1
								284 H	Belmont	1	0
								292 H	Eastern Ky.	1	0
								317 H	Western Ill.	1	0
								330 A	Chicago St.	7	0
				LAST 10 GAMES							
				292 H	Eastern Ky.	1	0	254 A	UT Martin	0	1
				202 H	Tennessee Tech	0	1	248 A	Southeast Mo. St.	0	0
				250 H	Missouri St.	1	0	150 H	Missouri St.	1	0
				284 H	Belmont	1	0	317 H	Western Ill.	1	0
				206 H	Jacksonville St.	0	1	201 H	Saint Louis	1	2

Non-Div. I Games:

SIUE

S  
I  
U  
E

Average RPI Win: 305		WON-LOST	WINNING	LAST 10	STRENGTH OF		OPP. STRENGTH	TEAM	ADJ	CONF.	ADJ CONF.
Average RPI Loss: 152		RECORD	PCT. RANK	GAMES	SCHEDULE		OF SCHEDULE	RPI	RPI	RPI	RPI
DIV. I ONLY		4-10-1	.3	281	4-6-0		187	244	264	.43319	263
DIV. I NON-CONF.		0-9-1	.05	324	0-5-0		77	189	275	.41865	275
TOTALS		RPI 1-25	RPI 26-50		W-L RECORDS		RPI 51-100		RPI 101-150		RPI 150+
4-10-1	0-0-0	0-0-0		OVERALL		0-2-1		0-2-0		4-6-0	
2-4-0	0-0-0	0-0-0		HOME		0-1-0		0-1-0		2-2-0	
2-5-0	0-0-0	0-0-0		AWAY		0-0-0		0-1-0		2-4-0	
0-1-1	0-0-0	0-0-0		NEUTRAL		0-1-1		0-0-0		0-0-0	
0-9-1	0-0-0	0-0-0		NON-CONFERENCE		0-2-1		0-2-0		0-5-0	
0-3-0	0-0-0	0-0-0		HOME		0-1-0		0-1-0		0-1-0	
0-5-0	0-0-0	0-0-		AWAY		0-0-0		0-1-0		0-4-0	
0-1-1	0-0-0	0-0-0		NEUTRAL		0-1-1		0-0-0		0-0-0	
4-1-0	0-0-0	0-0-0		CONFERENCE		0-0-0		0-0-0		4-1-0	
2-1-0	0-0-0	0-0-0		HOME		0-0-0		0-0-0		2-1-0	
2-0-0	0-0-0	0-0-0		AWAY		0-0-0		0-0-0		2-0-0	
0-0-0	0-0-0	0-0-0		NEUTRAL		0-0-0		0-0-0		0-0-0	
RPI S	Opponent	Score	RPI S	Opponent	Score	RPI S	Opponent	Score	RPI S	Opponent	Score
						53 H	Cincinnati	0 2	103 H	UC Santa Barbara	2 3
						56 N	DePaul	0 5	136 A	Navy	0 4
						78 N	Pittsburgh	1 1	158 A	Duquesne	0 3
									179 A	Loyola Chicago	0 2
									183 A	Towson	1 2
									185 A	Bucknell	0 3
									193 H	Loyola Maryland	1 2
									272 H	Robert Morris	2 3
									300 H	Sacred Heart	3 0
									301 A	Mt. St. Mary's	2 1
									309 H	Bryant	3 0
									310 A	LIU Brooklyn	2 1
LAST 10 GAMES											
						272 H	Robert Morris	2 3	136 A	Navy	0 4
						300 H	Sacred Heart	3 0	183 A	Towson	1 2
						309 H	Bryant	3 0	103 H	UC Santa Barbara	2 3
						301 A	Mt. St. Mary's	2 1	53 H	Cincinnati	0 2
						310 A	LIU Brooklyn	2 1	185 A	Bucknell	0 3

Non-Div. I Games:

Saint Francis (PA)

Average RPI Win: 326		WON-LOST RECORD		WINNING PCT. RANK		LAST 10 GAMES		STRENGTH OF SCHEDULE		OPP. STRENGTH OF SCHEDULE		TEAM RPI		ADJ RPI		CONF. RPI		ADJ CONF. RPI	
DIV. I ONLY		1-14-0		.06667 328		1-9-0		59		127		263		.43282 264		10		10	
DIV. I NON-CONF.		1-8-0		.11111 310		1-3-0		90		114		253		.43727 254		10		10	
TOTALS		RPI 1-25		RPI 26-50		W-L RECORDS		RPI 51-100		RPI 101-150		RPI 150+							
1-14-0		0-2-0		0-2-0		OVERALL		0-4-0		0-2-0		1-4-0							
0-5-0		0-0-0		0-2-0		HOME		0-1-0		0-0-0		0-2-0							
1-9-0		0-2-0		0-0-0		AWAY		0-3-0		0-2-0		1-2-0							
0-0-0		0-0-0		0-0-0		NEUTRAL		0-0-0		0-0-0		0-0-0							
1-8-0		0-2-0		0-1-0		NON-CONFERENCE		0-1-0		0-2-0		1-2-0							
0-2-0		0-0-0		0-1-0		HOME		0-0-0		0-0-0		0-1-0							
1-6-0		0-2-0		0-0-		AWAY		0-1-0		0-2-0		1-1-0							
0-0-0		0-0-0		0-0-0		NEUTRAL		0-0-0		0-0-0		0-0-0							
0-6-0		0-0-0		0-1-0		CONFERENCE		0-3-0		0-0-0		0-2-0							
0-3-0		0-0-0		0-1-0		HOME		0-1-0		0-0-0		0-1-0							
0-3-0		0-0-0		0-0-0		AWAY		0-2-0		0-0-0		0-1-0							
0-0-0		0-0-0		0-0-0		NEUTRAL		0-0-0		0-0-0		0-0-0							
RPI	S	Opponent		Score		RPI	S	Opponent		Score		RPI	S	Opponent		Score			
5	A	Rutgers		0	1	36	H	Georgetown		1	5	56	H	DePaul		0	3		
9	A	West Virginia		0	8	46	H	Princeton		1	3	78	A	Pittsburgh		0	2		
												96	A	Butler		0	3		
												98	A	Providence		0	1		
														110 A Colorado		0	3		
														114 A Drexel		0	1		
														153 A Creighton		1	3		
														183 A Towson		0	1		
														186 H Yale		0	1		
														227 H Xavier		0	2		
														326 A Denver		2	0		
LAST 10 GAMES																			
						227	H	Xavier		0	2	96	A	Butler		0	3		
						56	H	DePaul		0	3	110	A	Colorado		0	3		
						98	A	Providence		0	1	326	A	Denver		2	0		
						153	A	Creighton		1	3	46	H	Princeton		1	3		
						36	H	Georgetown		1	5	186	H	Yale		0	1		

Non-Div. I Games:

Villanova



Average RPI Win: 266		WON-LOST	WINNING	LAST 10	STRENGTH OF		OPP. STRENGTH	TEAM	ADJ	CONF.	ADJ CONF.
Average RPI Loss: 133		RECORD	PCT. RANK	GAMES	SCHEDULE		OF SCHEDULE	RPI	RPI	RPI	RPI
DIV. I ONLY		5-11-0	.3125	274	3-7-0		222	175	265	.43254	265
DIV. I NON-CONF.		2-6-0	.25	277	0-2-0		252	122	283	.41218	280
TOTALS		RPI 1-25	RPI 26-50		W-L RECORDS		RPI 51-100		RPI 101-150		RPI 150+
5-11-0	0-0-0	0-1-0		OVERALL		0-2-0		0-5-0		5-3-0	
5-3-0	0-0-0	0-0-0		HOME		0-1-0		0-0-0		5-2-0	
0-8-0	0-0-0	0-1-0		AWAY		0-1-0		0-5-0		0-1-0	
0-0-0	0-0-0	0-0-0		NEUTRAL		0-0-0		0-0-0		0-0-0	
2-6-0	0-0-0	0-1-0		NON-CONFERENCE		0-2-0		0-2-0		2-1-0	
2-1-0	0-0-0	0-0-0		HOME		0-1-0		0-0-0		2-0-0	
0-5-0	0-0-0	0-0-		AWAY		0-1-0		0-2-0		0-1-0	
0-0-0	0-0-0	0-0-0		NEUTRAL		0-0-0		0-0-0		0-0-0	
3-5-0	0-0-0	0-0-0		CONFERENCE		0-0-0		0-3-0		3-2-0	
3-2-0	0-0-0	0-0-0		HOME		0-0-0		0-0-0		3-2-0	
0-3-0	0-0-0	0-0-0		AWAY		0-0-0		0-3-0		0-0-0	
0-0-0	0-0-0	0-0-0		NEUTRAL		0-0-0		0-0-0		0-0-0	
RPI S	Opponent	Score	RPI S	Opponent	Score	RPI S	Opponent	Score	RPI S	Opponent	Score
			47 A	Long Beach St.	0 6	86 A	Arizona St.	0 3	116 A	CSUN	0 3
						90 H	UC Davis	0 1	118 A	Idaho	0 1
									121 A	Eastern Wash.	0 1
									138 A	Utah Valley	0 1
									144 A	Weber St.	1 4
									163 H	Southern Utah	2 1
									176 H	Northern Colo.	0 1
									196 H	Northern Ariz.	1 2
									230 A	Oregon	0 1
									260 H	Hawaii	1 0
									297 H	Air Force	1 0
									305 H	Idaho St.	4 1
									306 H	North Dakota	2 1
LAST 10 GAMES											
			176 H	Northern Colo.	0 1		118 A	Idaho	0 1		
			306 H	North Dakota	2 1		196 H	Northern Ariz.	1 2		
			144 A	Weber St.	1 4		163 H	Southern Utah	2 1		
			305 H	Idaho St.	4 1		138 A	Utah Valley	0 1		
			121 A	Eastern Wash.	0 1		230 A	Oregon	0 1		

Non-Div. I Games:

Portland St.

Average RPI Win:	251	WON-LOST RECORD	WINNING PCT. RANK	LAST 10 GAMES	STRENGTH OF SCHEDULE	OPP. STRENGTH OF SCHEDULE	TEAM RPI	ADJ RPI	CONF. RPI	ADJ CONF. RPI	
DIV. I ONLY		5-10-0	.33333 259	4-6-0	238	214	268	.42977 266	19	19	
DIV. I NON-CONF.		1-6-0	.14286 305	0-2-0	291	203	312	.36286 309	18	18	
<hr/>											
TOTALS	RPI 1-25	RPI 26-50		W-L RECORDS		RPI 51-100		RPI 101-150		RPI 150+	
5-10-0	0-0-0	0-0-0		OVERALL		0-1-0		0-5-0		5-4-0	
3-3-0	0-0-0	0-0-0		HOME		0-0-0		0-1-0		3-2-0	
2-7-0	0-0-0	0-0-0		AWAY		0-1-0		0-4-0		2-2-0	
0-0-0	0-0-0	0-0-0		NEUTRAL		0-0-0		0-0-0		0-0-0	
<hr/>											
1-6-0	0-0-0	0-0-0		NON-CONFERENCE		0-1-0		0-2-0		1-3-0	
0-2-0	0-0-0	0-0-0		HOME		0-0-0		0-1-0		0-1-0	
1-4-0	0-0-0	0-0-		AWAY		0-1-0		0-1-0		1-2-0	
0-0-0	0-0-0	0-0-0		NEUTRAL		0-0-0		0-0-0		0-0-0	
<hr/>											
4-4-0	0-0-0	0-0-0		CONFERENCE		0-0-0		0-3-0		4-1-0	
3-1-0	0-0-0	0-0-0		HOME		0-0-0		0-0-0		3-1-0	
1-3-0	0-0-0	0-0-0		AWAY		0-0-0		0-3-0		1-0-0	
0-0-0	0-0-0	0-0-0		NEUTRAL		0-0-0		0-0-0		0-0-0	
<hr/>											
RPI S	Opponent	Score	RPI S	Opponent	Score	RPI S	Opponent	Score	RPI S	Opponent	Score
						90 A	UC Davis	1 2	103 A	UC Santa Barbara	1 3
						118 A	Idaho	0 1			
						121 A	Eastern Wash.	1 3			
						139 H	San Jose St.	1 2			
						144 A	Weber St.	2 4			
						163 H	Southern Utah	4 1			
						176 H	Northern Colo.	1 2			
						196 H	Northern Ariz.	1 0			
						240 A	Nevada	0 1			
						247 A	Pacific	0 1			
						249 H	Fresno St.	0 1			
						285 A	CSU Bakersfield	3 2			
						305 A	Idaho St.	3 2			
						306 H	North Dakota	2 0			
									LAST 10 GAMES		
306 H	North Dakota	2 0	121 A	Eastern Wash.	1 3						
176 H	Northern Colo.	1 2	163 H	Southern Utah	4 1						
305 A	Idaho St.	3 2	196 H	Northern Ariz.	1 0						
144 A	Weber St.	2 4	240 A	Nevada	0 1						
118 A	Idaho	0 1	249 H	Fresno St.	0 1						

<b>Non-Div. I Games:</b>	<b>Cal St. East Bay</b>	<b>3</b>	<b>1</b>
--------------------------	-------------------------	----------	----------

Sacramento St.

Average RPI Win: 105		WON-LOST RECORD		WINNING PCT. RANK		LAST 10 GAMES		STRENGTH OF SCHEDULE		OPP. STRENGTH OF SCHEDULE		TEAM RPI		ADJ RPI		CONF. RPI		ADJ CONF. RPI	
Average RPI Loss: 121		1-13-1		.1 325		1-8-1		86		136		269		.42954 267		13		13	
DIV. I ONLY		0-7-1		.0625 320		0-2-1		92		116		271		.42342 267		12		12	
DIV. I NON-CONF.																			
TOTALS		RPI 1-25		RPI 26-50		W-L RECORDS		RPI 51-100		RPI 101-150		RPI 150+							
1-13-1		0-1-0		0-1-0		OVERALL		0-4-0		1-3-0		0-4-1							
0-4-0		0-0-0		0-0-0		HOME		0-3-0		0-0-0		0-1-0							
1-7-0		0-0-0		0-1-0		AWAY		0-1-0		1-3-0		0-2-0							
0-2-1		0-1-0		0-0-0		NEUTRAL		0-0-0		0-0-0		0-1-1							
0-7-1		0-1-0		0-1-0		NON-CONFERENCE		0-1-0		0-2-0		0-2-1							
0-1-0		0-0-0		0-0-0		HOME		0-0-0		0-0-0		0-1-0							
0-4-0		0-0-0		0-0-		AWAY		0-1-0		0-2-0		0-0-0							
0-2-1		0-1-0		0-0-0		NEUTRAL		0-0-0		0-0-0		0-1-1							
1-6-0		0-0-0		0-0-0		CONFERENCE		0-3-0		1-1-0		0-2-0							
0-3-0		0-0-0		0-0-0		HOME		0-3-0		0-0-0		0-0-0							
1-3-0		0-0-0		0-0-0		AWAY		0-0-0		1-1-0		0-2-0							
0-0-0		0-0-0		0-0-0		NEUTRAL		0-0-0		0-0-0		0-0-0							
RPI S	Opponent	Score		RPI S	Opponent	Score		RPI S	Opponent	Score		RPI S	Opponent	Score					
21 N	North Carolina	0	5	34 A	Texas Tech	0	4	57 A	Oklahoma	1	8	105 A	Fla. Atlantic	1	0				
								65 H	Marshall	1	2	106 A	TCU	0	4				
								91 H	UTEP	0	1	115 A	FIU	1	3				
								99 H	Western Ky.	0	1	142 A	Baylor	0	8				
												156 N	Abilene Christian	3	5				
												194 A	Louisiana Tech	0	2				
												208 H	Sam Houston St.	1	2				
												216 N	La.-Lafayette	2	2				
												287 A	Southern Miss.	1	2				
				LAST 10 GAMES															
				194 A	Louisiana Tech	0	2	105 A	Fla. Atlantic	1	0								
				287 A	Southern Miss.	1	2	115 A	FIU	1	3								
				91 H	UTEP	0	1	106 A	TCU	0	4								
				99 H	Western Ky.	0	1	142 A	Baylor	0	8								
				65 H	Marshall	1	2	216 N	La.-Lafayette	2	2								

Non-Div. I Games:

UTSA

Average RPI Win: 276		WON-LOST	WINNING	LAST 10	STRENGTH OF		OPP. STRENGTH	TEAM	ADJ		CONF.	ADJ CONF.	
Average RPI Loss: 171		RECORD	PCT. RANK	GAMES	SCHEDULE		OF SCHEDULE	RPI	RPI		RPI	RPI	
DIV. I ONLY		3-12-1	.21875	306	1-8-1		121	272	266	.42935	268	12	12
DIV. I NON-CONF.		2-7-0	.22222	286	0-3-0		131	318	268	.42296	269	13	13
TOTALS		RPI 1-25	RPI 26-50		W-L RECORDS		RPI 51-100		RPI 101-150		RPI 150+		
3-12-1	0-0-0	0-0-0		OVERALL		0-1-0		0-4-1		3-7-0			
3-6-1	0-0-0	0-0-0		HOME		0-0-0		0-2-1		3-4-0			
0-4-0	0-0-0	0-0-0		AWAY		0-1-0		0-1-0		0-2-0			
0-2-0	0-0-0	0-0-0		NEUTRAL		0-0-0		0-1-0		0-1-0			
2-7-0	0-0-0	0-0-0		NON-CONFERENCE		0-0-0		0-2-0		2-5-0			
2-3-0	0-0-0	0-0-0		HOME		0-0-0		0-1-0		2-2-0			
0-2-0	0-0-0	0-0-		AWAY		0-0-0		0-0-0		0-2-0			
0-2-0	0-0-0	0-0-0		NEUTRAL		0-0-0		0-1-0		0-1-0			
1-5-1	0-0-0	0-0-0		CONFERENCE		0-1-0		0-2-1		1-2-0			
1-3-1	0-0-0	0-0-0		HOME		0-0-0		0-1-1		1-2-0			
0-2-0	0-0-0	0-0-0		AWAY		0-1-0		0-1-0		0-0-0			
0-0-0	0-0-0	0-0-0		NEUTRAL		0-0-0		0-0-0		0-0-0			
RPI S	Opponent	Score	RPI S	Opponent	Score	RPI S	Opponent	Score	RPI S	Opponent	Score		
						71 A	Appalachian St.	1 2	101 H	Murray St.	2 3		
									107 H	Little Rock	1 2		
									108 A	Texas St.	2 3		
									118 N	Idaho	0 2		
									141 H	Georgia St.	1 1		
									166 H	Southeastern La.	0 4		
									194 H	Louisiana Tech	1 3		
									205 H	Ga. Southern	1 3		
									216 H	La.-Lafayette	0 1		
									228 A	Central Ark.	2 3		
									248 A	Southeast Mo. St.	0 1		
									255 H	La.-Monroe	2 0		
									257 H	Mississippi Val.	4 0		
									287 N	Southern Miss.	1 2		
									315 H	Ark.-Pine Bluff	1 0		
LAST 10 GAMES													
						107 H	Little Rock	1 2	108 A	Texas St.	2 3		
						255 H	La.-Monroe	2 0	71 A	Appalachian St.	1 2		
						216 H	La.-Lafayette	0 1	248 A	Southeast Mo. St.	0 1		
						205 H	Ga. Southern	1 3	194 H	Louisiana Tech	1 3		
						141 H	Georgia St.	1 1	118 N	Idaho	0 2		

Non-Div. I Games:

Arkansas St.

Average RPI Win: 280		WON-LOST	WINNING	LAST 10	STRENGTH OF		OPP. STRENGTH	TEAM	ADJ	CONF.	ADJ CONF.
Average RPI Loss: 177		RECORD	PCT. RANK	GAMES	SCHEDULE		OF SCHEDULE	RPI	RPI	RPI	RPI
DIV. I ONLY		6-9-0	.4	227	5-5-0		289	210	271	.42868	269
DIV. I NON-CONF.		4-4-0	.5	156	3-0-0		236	172	207	.47614	207
TOTALS		RPI 1-25	RPI 26-50		W-L RECORDS		RPI 51-100		RPI 101-150		RPI 150+
6-9-0	0-2-0	0-0-0		OVERALL		0-1-0		0-0-0		6-6-0	
5-2-0	0-0-0	0-0-0		HOME		0-0-0		0-0-0		5-2-0	
1-6-0	0-2-0	0-0-0		AWAY		0-0-0		0-0-0		1-4-0	
0-1-0	0-0-0	0-0-0		NEUTRAL		0-1-0		0-0-0		0-0-0	
4-4-0	0-2-0	0-0-0		NON-CONFERENCE		0-1-0		0-0-0		4-1-0	
3-1-0	0-0-0	0-0-0		HOME		0-0-0		0-0-0		3-1-0	
1-2-0	0-2-0	0-0-0		AWAY		0-0-0		0-0-0		1-0-0	
0-1-0	0-0-0	0-0-0		NEUTRAL		0-1-0		0-0-0		0-0-0	
2-5-0	0-0-0	0-0-0		CONFERENCE		0-0-0		0-0-0		2-5-0	
2-1-0	0-0-0	0-0-0		HOME		0-0-0		0-0-0		2-1-0	
0-4-0	0-0-0	0-0-0		AWAY		0-0-0		0-0-0		0-4-0	
0-0-0	0-0-0	0-0-0		NEUTRAL		0-0-0		0-0-0		0-0-0	
RPI S	Opponent	Score		RPI S	Opponent	Score		RPI S	Opponent	Score	
19 A	Ole Miss	0	5					64 N	Troy	0	4
20 A	South Ala.	1	2					202 A	Tennessee Tech	1	2
								206 A	Jacksonville St.	3	4
								248 H	Southeast Mo. St.	2	0
								250 H	Morehead St.	1	2
								253 H	UAB	3	4
								254 H	UT Martin	3	1
								258 H	Kennesaw St.	3	1
								284 A	Belmont	1	2
								292 A	Eastern Ky.	0	1
								298 A	Chattanooga	1	0
								304 H	Alabama St.	10	2
								317 H	Western Ill.	7	1
LAST 10 GAMES											
				250 H	Morehead St.	1	2	248 H	Southeast Mo. St.	2	0
				202 A	Tennessee Tech	1	2	292 A	Eastern Ky.	0	1
				284 A	Belmont	1	2	304 H	Alabama St.	10	2
				206 A	Jacksonville St.	3	4	258 H	Kennesaw St.	3	1
				254 H	UT Martin	3	1	317 H	Western Ill.	7	1

Non-Div. I Games:

Austin Peay

Average RPI Win:	306	WON-LOST	WINNING	LAST 10	STRENGTH OF	OPP. STRENGTH	TEAM	ADJ	CONF.	ADJ CONF.		
Average RPI Loss:	229	RECORD	PCT. RANK	GAMES	SCHEDULE	OF SCHEDULE	RPI	RPI	RPI	RPI		
DIV. I ONLY		5-5-2	.5	158	5-2-1	290	329	267	.42746	270	31	31
DIV. I NON-CONF.		0-4-1	.1	315	0-1-0	227	306	310	.36248	310	31	31
<hr/>												
TOTALS	RPI 1-25	RPI 26-50		W-L RECORDS		RPI 51-100		RPI 101-150		RPI 150+		
5-5-2	0-0-0	0-0-0		OVERALL		0-0-0		0-0-0		5-5-2		
3-3-2	0-0-0	0-0-0		HOME		0-0-0		0-0-0		3-3-2		
2-2-0	0-0-0	0-0-0		AWAY		0-0-0		0-0-0		2-2-0		
0-0-0	0-0-0	0-0-0		NEUTRAL		0-0-0		0-0-0		0-0-0		
0-4-1	0-0-0	0-0-0		NON-CONFERENCE		0-0-0		0-0-0		0-4-1		
0-3-1	0-0-0	0-0-0		HOME		0-0-0		0-0-0		0-3-1		
0-1-0	0-0-0	0-0-		AWAY		0-0-0		0-0-0		0-1-0		
0-0-0	0-0-0	0-0-0		NEUTRAL		0-0-0		0-0-0		0-0-0		
5-1-1	0-0-0	0-0-0		CONFERENCE		0-0-0		0-0-0		5-1-1		
3-0-1	0-0-0	0-0-0		HOME		0-0-0		0-0-0		3-0-1		
2-1-0	0-0-0	0-0-0		AWAY		0-0-0		0-0-0		2-1-0		
0-0-0	0-0-0	0-0-0		NEUTRAL		0-0-0		0-0-0		0-0-0		
RPI	S	Opponent	Score	RPI	S	Opponent	Score	RPI	S	Opponent	Score	
								166	A	Southeastern La.	0	2
								194	H	Louisiana Tech	0	2
								206	H	Jacksonville St.	0	1
								257	H	Mississippi Val.	2	2
								274	H	Northwestern St.	0	4
								275	A	Howard	4	3
								281	H	Prairie View	2	0
								287	H	Southern Miss.	1	1
								304	A	Alabama St.	0	2
								318	H	Texas Southern	3	2
								324	A	Alabama A&M	4	0
								333	H	Alcorn	5	0
LAST 10 GAMES												
								318	H	Texas Southern	3	2
								281	H	Prairie View	2	0
								304	A	Alabama St.	0	2
								324	A	Alabama A&M	4	0
								275	A	Howard	4	3
								257	H	Mississippi Val.	2	2
								333	H	Alcorn	5	0
								194	H	Louisiana Tech	0	2
								206	H	Jacksonville St.	0	1
								274	H	Northwestern St.	0	4
Non-Div. I Games:	LSU-Alexandria	3	1	Mississippi Col.	0	2	AUM	4	1	Tex. A&M-Texarkana	1	0
Jackson St.												

Average RPI Win: 270		WON-LOST	WINNING	LAST 10	STRENGTH OF		OPP. STRENGTH	TEAM	ADJ		CONF.	ADJ CONF.
Average RPI Loss: 177		RECORD	PCT. RANK	GAMES	SCHEDULE		OF SCHEDULE	RPI	RPI		RPI	RPI
DIV. I ONLY		5-9-1	.36667	240	257		251	272	.4272		17	17
DIV. I NON-CONF.		3-3-1	.5	156	314		308	274	.42044		16	17
TOTALS		RPI 1-25	RPI 26-50		W-L RECORDS		RPI 51-100		RPI 101-150		RPI 150+	
5-9-1		0-0-0	0-0-0		OVERALL		0-2-0		0-2-0		5-5-1	
4-3-0		0-0-0	0-0-0		HOME		0-2-0		0-1-0		4-0-0	
1-6-1		0-0-0	0-0-0		AWAY		0-0-0		0-1-0		1-5-1	
0-0-0		0-0-0	0-0-0		NEUTRAL		0-0-0		0-0-0		0-0-0	
3-3-1		0-0-0	0-0-0		NON-CONFERENCE		0-1-0		0-0-0		3-2-1	
2-1-0		0-0-0	0-0-0		HOME		0-1-0		0-0-0		2-0-0	
1-2-1		0-0-0	0-0-		AWAY		0-0-0		0-0-0		1-2-1	
0-0-0		0-0-0	0-0-0		NEUTRAL		0-0-0		0-0-0		0-0-0	
2-6-0		0-0-0	0-0-0		CONFERENCE		0-1-0		0-2-0		2-3-0	
2-2-0		0-0-0	0-0-0		HOME		0-1-0		0-1-0		2-0-0	
0-4-0		0-0-0	0-0-0		AWAY		0-0-0		0-1-0		0-3-0	
0-0-0		0-0-0	0-0-0		NEUTRAL		0-0-0		0-0-0		0-0-0	
RPI S	Opponent	Score	RPI S	Opponent	Score	RPI S	Opponent	Score	RPI S	Opponent	Score	
						88 H	Ball St.	0 1	127 H	Miami (OH)	1 2	
						96 H	Butler	0 2	140 A	Kent St.	1 4	
									154 H	Buffalo	2 1	
									157 A	Valparaiso	1 1	
									211 A	Central Mich.	0 1	
									214 A	Toledo	0 2	
									232 A	Ohio	2 4	
									234 A	Detroit	1 3	
									243 H	Akron	3 0	
									250 A	Morehead St.	1 2	
									303 H	IPFW	3 0	
									321 A	Eastern Ill.	3 2	
									330 H	Chicago St.	4 0	
LAST 10 GAMES												
						232 A	Ohio	2 4	243 H	Akron	3 0	
						140 A	Kent St.	1 4	88 H	Ball St.	0 1	
						211 A	Central Mich.	0 1	127 H	Miami (OH)	1 2	
						214 A	Toledo	0 2	96 H	Butler	0 2	
						154 H	Buffalo	2 1	157 A	Valparaiso	1 1	

Non-Div. I Games: Findlay 4 0

Bowling Green

Average RPI Win: 272		WON-LOST RECORD	WINNING PCT. RANK	LAST 10 GAMES	STRENGTH OF SCHEDULE		OPP. STRENGTH OF SCHEDULE	TEAM RPI	ADJ RPI		CONF. RPI	ADJ CONF. RPI						
DIV. I ONLY		7-8-0	.46667	189	6-4-0		303	302	270	.42515	272	30	29					
DIV. I NON-CONF.		4-7-0	.36364	243	3-3-0		240	286	264	.42517	266	28	28					
TOTALS		RPI 1-25	RPI 26-50		W-L RECORDS		RPI 51-100		RPI 101-150		RPI 150+							
7-8-0		0-0-0	0-0-0		OVERALL		0-1-0		0-0-0		7-7-0							
3-3-0		0-0-0	0-0-0		HOME		0-0-0		0-0-0		3-3-0							
3-4-0		0-0-0	0-0-0		AWAY		0-0-0		0-0-0		3-4-0							
1-1-0		0-0-0	0-0-0		NEUTRAL		0-1-0		0-0-0		1-0-0							
4-7-0		0-0-0	0-0-0		NON-CONFERENCE		0-1-0		0-0-0		4-6-0							
2-2-0		0-0-0	0-0-0		HOME		0-0-0		0-0-0		2-2-0							
1-4-0		0-0-0	0-0-		AWAY		0-0-0		0-0-0		1-4-0							
1-1-0		0-0-0	0-0-0		NEUTRAL		0-1-0		0-0-0		1-0-0							
3-1-0		0-0-0	0-0-0		CONFERENCE		0-0-0		0-0-0		3-1-0							
1-1-0		0-0-0	0-0-0		HOME		0-0-0		0-0-0		1-1-0							
2-0-0		0-0-0	0-0-0		AWAY		0-0-0		0-0-0		2-0-0							
0-0-0		0-0-0	0-0-0		NEUTRAL		0-0-0		0-0-0		0-0-0							
RPI	S	Opponent	Score	RPI	S	Opponent	Score	RPI	S	Opponent	Score	RPI	S	Opponent	Score			
								78	N	Pittsburgh	0	6		158	A	Duquesne	0	2
														190	H	Northern Ky.	2	1
														196	A	Northern Ariz.	1	6
														200	H	Niagara	0	1
														231	N	Grand Canyon	2	1
														232	A	Ohio	0	3
														263	A	Saint Francis (PA)	3	2
														275	A	Howard	2	3
														289	A	Youngstown St.	1	0
														300	H	Sacred Heart	3	2
														303	H	IPFW	2	3
														309	H	Bryant	0	1
														312	H	Canisius	4	1
														319	A	Wagner	3	1
LAST 10 GAMES																		
														263	A	Saint Francis (PA)	3	2
														319	A	Wagner	3	1
														309	H	Bryant	0	1
														300	H	Sacred Heart	3	2
														190	H	Northern Ky.	2	1
														303	H	IPFW	2	3
														196	A	Northern Ariz.	1	6
														231	N	Grand Canyon	2	1
														312	H	Canisius	4	1
														232	A	Ohio	0	3

Non-Div. I Games:

Robert Morris



Average RPI Win: 266		WON-LOST RECORD		WINNING PCT. RANK		LAST 10 GAMES		STRENGTH OF SCHEDULE		OPP. STRENGTH OF SCHEDULE		TEAM RPI		ADJ RPI		CONF. RPI		ADJ CONF. RPI	
DIV. I ONLY		5-10-1		.34375 253		3-6-1		235		291		273		.42514 273		24		24	
DIV. I NON-CONF.		3-5-0		.375 237		1-1-0		196		294		243		.44497 244		25		25	
TOTALS		RPI 1-25		RPI 26-50		W-L RECORDS		RPI 51-100		RPI 101-150		RPI 150+							
5-10-1		0-0-0		0-1-0		OVERALL		1-0-0		0-2-0		4-7-1							
3-4-1		0-0-0		0-0-0		HOME		0-0-0		0-1-0		3-3-1							
2-6-0		0-0-0		0-1-0		AWAY		1-0-0		0-1-0		1-4-0							
0-0-0		0-0-0		0-0-0		NEUTRAL		0-0-0		0-0-0		0-0-0							
3-5-0		0-0-0		0-1-0		NON-CONFERENCE		1-0-0		0-2-0		2-2-0							
2-1-0		0-0-0		0-0-0		HOME		0-0-0		0-1-0		2-0-0							
1-4-0		0-0-0		0-0-		AWAY		1-0-0		0-1-0		0-2-0							
0-0-0		0-0-0		0-0-0		NEUTRAL		0-0-0		0-0-0		0-0-0							
2-5-1		0-0-0		0-0-0		CONFERENCE		0-0-0		0-0-0		2-5-1							
1-3-1		0-0-0		0-0-0		HOME		0-0-0		0-0-0		1-3-1							
1-2-0		0-0-0		0-0-0		AWAY		0-0-0		0-0-0		1-2-0							
0-0-0		0-0-0		0-0-0		NEUTRAL		0-0-0		0-0-0		0-0-0							
RPI	S	Opponent		Score	RPI	S	Opponent		Score	RPI	S	Opponent		Score					
					49	A	North Texas	0	6	91	A	UTEP	3	2					
												108	A	Texas St.	2	4			
												139	H	San Jose St.	0	3			
												156	H	Abilene Christian	2	6			
												160	H	Stephen F. Austin	0	1			
												166	A	Southeastern La.	2	3			
												194	A	Louisiana Tech	0	2			
												208	H	Sam Houston St.	0	1			
												228	A	Central Ark.	1	6			
												261	A	New Mexico St.	3	4			
												274	A	Northwestern St.	3	1			
												299	H	Incarnate Word	1	1			
												314	H	Nicholls St.	1	0			
												318	H	Texas Southern	5	0			
												333	H	Alcorn	13	0			
LAST 10 GAMES																			
					299	H	Incarnate Word	1	1	228	A	Central Ark.	1	6					
					156	H	Abilene Christian	2	6	274	A	Northwestern St.	3	1					
					166	A	Southeastern La.	2	3	108	A	Texas St.	2	4					
					208	H	Sam Houston St.	0	1	314	H	Nicholls St.	1	0					
					160	H	Stephen F. Austin	0	1	333	H	Alcorn	13	0					

Non-Div. I Games: LSU-Alexandria 6 0

Lamar

Average RPI Win:	275	WON-LOST RECORD	WINNING PCT. RANK	LAST 10 GAMES	STRENGTH OF SCHEDULE	OPP. STRENGTH OF SCHEDULE	TEAM RPI	ADJ RPI	CONF. RPI	ADJ CONF. RPI					
Average RPI Loss:	184														
DIV. I ONLY	4-8-3	.36667	240	3-5-2	266	243	274	.42454	274	24	24				
DIV. I NON-CONF.	2-4-1	.35714	246	1-1-0	253	249	266	.42624	265	25	25				
<hr/>															
TOTALS	RPI 1-25	RPI 26-50		W-L RECORDS	RPI 51-100		RPI 101-150		RPI 150+						
4-8-3	0-1-0	0-0-1		OVERALL	0-0-0		0-0-0		4-7-2						
3-3-0	0-0-0	0-0-0		HOME	0-0-0		0-0-0		3-3-0						
1-5-3	0-1-0	0-0-1		AWAY	0-0-0		0-0-0		1-4-2						
0-0-0	0-0-0	0-0-0		NEUTRAL	0-0-0		0-0-0		0-0-0						
<hr/>															
2-4-1	0-1-0	0-0-1		NON-CONFERENCE	0-0-0		0-0-0		2-3-0						
1-0-0	0-0-0	0-0-0		HOME	0-0-0		0-0-0		1-0-0						
1-4-1	0-1-0	0-1-		AWAY	0-0-0		0-0-0		1-3-0						
0-0-0	0-0-0	0-0-0		NEUTRAL	0-0-0		0-0-0		0-0-0						
<hr/>															
2-4-2	0-0-0	0-0-0		CONFERENCE	0-0-0		0-0-0		2-4-2						
2-3-0	0-0-0	0-0-0		HOME	0-0-0		0-0-0		2-3-0						
0-1-2	0-0-0	0-0-0		AWAY	0-0-0		0-0-0		0-1-2						
0-0-0	0-0-0	0-0-0		NEUTRAL	0-0-0		0-0-0		0-0-0						
<hr/>															
RPI S	Opponent	Score		RPI S	Opponent	Score		RPI S	Opponent	Score					
22 A	Texas A&M	0	3	45 A	LSU	1	1								
								152 H	Houston Baptist	1	3				
								156 A	Abilene Christian	0	2				
								160 A	Stephen F. Austin	1	1				
								162 A	SMU	0	3				
								208 H	Sam Houston St.	2	1				
								216 A	La.-Lafayette	0	1				
								237 H	McNeese St.	1	2				
								255 A	La.-Monroe	1	2				
								270 A	Jackson St.	4	0				
								273 H	Lamar	1	3				
290 H	A&M-Corpus Christi	4	0												
299 A	Incarnate Word	0	0												
333 H	Alcorn	10	0												
								LAST 10 GAMES							
								152 H	Houston Baptist	1	3	237 H	McNeese St.	1	2
								290 H	A&M-Corpus Christi	4	0	273 H	Lamar	1	3
								208 H	Sam Houston St.	2	1	160 A	Stephen F. Austin	1	1
								299 A	Incarnate Word	0	0	162 A	SMU	0	3
								156 A	Abilene Christian	0	2	333 H	Alcorn	10	0

Non-Div. I Games: LSU-Alexandria 4 1

Northwestern St.

Average RPI Win: 312		WON-LOST	WINNING	LAST 10	STRENGTH OF		OPP. STRENGTH	TEAM	ADJ	CONF.	ADJ CONF.
Average RPI Loss: 202		RECORD	PCT. RANK	GAMES	SCHEDULE		OF SCHEDULE	RPI	RPI	RPI	RPI
DIV. I ONLY		9-7-0	.5625	132	6-4-0		326	324	275	.42396	275
DIV. I NON-CONF.		4-4-0	.5	156	1-1-0		282	298	246	.44457	246
TOTALS		RPI 1-25	RPI 26-50		W-L RECORDS		RPI 51-100		RPI 101-150		RPI 150+
9-7-0	0-0-0	0-1-0		OVERALL		0-0-0		0-2-0		9-4-0	
6-2-0	0-0-0	0-0-0		HOME		0-0-0		0-0-0		6-2-0	
3-5-0	0-0-0	0-1-0		AWAY		0-0-0		0-2-0		3-2-0	
0-0-0	0-0-0	0-0-0		NEUTRAL		0-0-0		0-0-0		0-0-0	
4-4-0	0-0-0	0-1-0		NON-CONFERENCE		0-0-0		0-2-0		4-1-0	
4-0-0	0-0-0	0-0-0		HOME		0-0-0		0-0-0		4-0-0	
0-4-0	0-0-0	0-0-		AWAY		0-0-0		0-2-0		0-1-0	
0-0-0	0-0-0	0-0-0		NEUTRAL		0-0-0		0-0-0		0-0-0	
5-3-0	0-0-0	0-0-0		CONFERENCE		0-0-0		0-0-0		5-3-0	
2-2-0	0-0-0	0-0-0		HOME		0-0-0		0-0-0		2-2-0	
3-1-0	0-0-0	0-0-0		AWAY		0-0-0		0-0-0		3-1-0	
0-0-0	0-0-0	0-0-0		NEUTRAL		0-0-0		0-0-0		0-0-0	
RPI S	Opponent	Score	RPI S	Opponent	Score	RPI S	Opponent	Score	RPI S	Opponent	Score
			46 A	Princeton	0 6				134 A	Longwood	0 1
									136 A	Navy	1 5
									244 A	Radford	2 4
									270 H	Jackson St.	3 4
									272 H	Robert Morris	3 2
									281 H	Prairie View	0 1
									283 H	American	2 1
									301 H	Mt. St. Mary's	7 1
									304 A	Alabama St.	0 1
									315 A	Ark.-Pine Bluff	1 0
									318 H	Texas Southern	2 0
									324 A	Alabama A&M	5 0
									329 A	Grambling	5 0
									331 H	Southern U.	2 0
									332 H	Hampton	17 0
LAST 10 GAMES											
			329 A	Grambling	5 0		331 H	Southern U.	2 0		
			315 A	Ark.-Pine Bluff	1 0		324 A	Alabama A&M	5 0		
			281 H	Prairie View	0 1		304 A	Alabama St.	0 1		
			318 H	Texas Southern	2 0		136 A	Navy	1 5		
			270 H	Jackson St.	3 4		301 H	Mt. St. Mary's	7 1		

Non-Div. I Games:

Howard

Average RPI Win:	214	WON-LOST	WINNING	LAST 10	STRENGTH OF	OPP. STRENGTH	TEAM	ADJ	CONF.	ADJ CONF.					
Average RPI Loss:	177	RECORD	PCT. RANK	GAMES	SCHEDULE	OF SCHEDULE	RPI	RPI	RPI	RPI					
DIV. I ONLY	2-11-2	.2	308	1-8-1	134	275	276	.42104	276	23	23				
DIV. I NON-CONF.	1-7-1	.16667	299	0-4-0	108	252	265	.42732	264	22	22				
<hr/>															
TOTALS	RPI 1-25	RPI 26-50		W-L RECORDS		RPI 51-100		RPI 101-150		RPI 150+					
2-11-2	0-0-0	0-0-0		OVERALL		0-2-0		0-1-0		2-8-2					
1-3-2	0-0-0	0-0-0		HOME		0-0-0		0-0-0		1-3-2					
1-8-0	0-0-0	0-0-0		AWAY		0-2-0		0-1-0		1-5-0					
0-0-0	0-0-0	0-0-0		NEUTRAL		0-0-0		0-0-0		0-0-0					
<hr/>															
1-7-1	0-0-0	0-0-0		NON-CONFERENCE		0-2-0		0-1-0		1-4-1					
1-2-1	0-0-0	0-0-0		HOME		0-0-0		0-0-0		1-2-1					
0-5-0	0-0-0	0-0-		AWAY		0-2-0		0-1-0		0-2-0					
0-0-0	0-0-0	0-0-0		NEUTRAL		0-0-0		0-0-0		0-0-0					
<hr/>															
1-4-1	0-0-0	0-0-0		CONFERENCE		0-0-0		0-0-0		1-4-1					
0-1-1	0-0-0	0-0-0		HOME		0-0-0		0-0-0		0-1-1					
1-3-0	0-0-0	0-0-0		AWAY		0-0-0		0-0-0		1-3-0					
0-0-0	0-0-0	0-0-0		NEUTRAL		0-0-0		0-0-0		0-0-0					
<hr/>															
RPI	S	Opponent	Score	RPI	S	Opponent	Score	RPI	S	Opponent	Score				
				62 A Temple				1	4	113 A Cornell		0	1		
				93 A Fairleigh Dickinson				0	1	154 A Buffalo				0	3
										173 H Hartford				0	1
										177 H Lehigh				0	4
										188 A Maine				2	0
										200 H Niagara				1	2
										212 A Siena				0	1
										224 H Stony Brook				1	1
										226 A New Hampshire				0	6
										239 H St. Bonaventure				2	1
										246 A Albany (NY)				1	2
										296 A UMass Lowell				0	3
										312 H Canisius				0	0
<hr/>															
				LAST 10 GAMES											
188 A Maine				2	0	226 A New Hampshire				0	6				
224 H Stony Brook				1	1	113 A Cornell				0	1				
296 A UMass Lowell				0	3	93 A Fairleigh Dickinson				0	1				
173 H Hartford				0	1	62 A Temple				1	4				
246 A Albany (NY)				1	2	154 A Buffalo				0	3				

Non-Div. I Games:

Binghamton

Average RPI Win: 290		WON-LOST	WINNING	LAST 10	STRENGTH OF		OPP. STRENGTH	TEAM	ADJ		CONF.	ADJ CONF.	
Average RPI Loss: 215		RECORD	PCT. RANK	GAMES	SCHEDULE		OF SCHEDULE	RPI	RPI		RPI	RPI	
DIV. I ONLY		4-7-3	.39286	235	4-4-2		287	267	280	.42028	277	15	15
DIV. I NON-CONF.		3-4-1	.4375	209	3-1-0		313	314	289	.40183	287	15	15
TOTALS		RPI 1-25	RPI 26-50		W-L RECORDS		RPI 51-100		RPI 101-150		RPI 150+		
4-7-3		0-0-0	0-0-0		OVERALL		0-0-0		0-1-1		4-6-2		
4-1-2		0-0-0	0-0-0		HOME		0-0-0		0-0-1		4-1-1		
0-6-1		0-0-0	0-0-0		AWAY		0-0-0		0-1-0		0-5-1		
0-0-0		0-0-0	0-0-0		NEUTRAL		0-0-0		0-0-0		0-0-0		
3-4-1		0-0-0	0-0-0		NON-CONFERENCE		0-0-0		0-0-0		3-4-1		
3-0-1		0-0-0	0-0-0		HOME		0-0-0		0-0-0		3-0-1		
0-4-0		0-0-0	0-0-		AWAY		0-0-0		0-0-0		0-4-0		
0-0-0		0-0-0	0-0-0		NEUTRAL		0-0-0		0-0-0		0-0-0		
1-3-2		0-0-0	0-0-0		CONFERENCE		0-0-0		0-1-1		1-2-1		
1-1-1		0-0-0	0-0-0		HOME		0-0-0		0-0-1		1-1-0		
0-2-1		0-0-0	0-0-0		AWAY		0-0-0		0-1-0		0-1-1		
0-0-0		0-0-0	0-0-0		NEUTRAL		0-0-0		0-0-0		0-0-0		
RPI S	Opponent	Score	RPI S	Opponent	Score	RPI S	Opponent	Score	RPI S	Opponent	Score		
									136 H	Navy	0	0	
									147 A	Colgate	1	2	
									177 A	Lehigh	0	0	
									185 A	Bucknell	0	2	
									197 H	Lafayette	0	1	
									212 H	Siena	3	3	
									221 A	Quinnipiac	1	2	
									226 A	New Hampshire	0	2	
									229 H	Army West Point	2	1	
									246 A	Albany (NY)	0	5	
									286 A	Fairfield	1	2	
									296 H	UMass Lowell	4	2	
									309 H	Bryant	1	0	
									325 H	Saint Peter's	4	0	
LAST 10 GAMES													
						197 H	Lafayette	0	1	309 H	Bryant	1	0
						147 A	Colgate	1	2	177 A	Lehigh	0	0
						136 H	Navy	0	0	286 A	Fairfield	1	2
						229 H	Army West Point	2	1	325 H	Saint Peter's	4	0
						185 A	Bucknell	0	2	296 H	UMass Lowell	4	2

Non-Div. I Games:

Holy Cross

Average RPI Win: 270		WON-LOST	WINNING	LAST 10	STRENGTH OF		OPP. STRENGTH	TEAM	ADJ		CONF.	ADJ CONF.
Average RPI Loss: 175		RECORD	PCT. RANK	GAMES	SCHEDULE		OF SCHEDULE	RPI	RPI		RPI	RPI
DIV. I ONLY		5-9-1	.36667	240	270		271	279	.42021		21	22
DIV. I NON-CONF.		5-6-0	.45455	191	260		257	241	.44575		21	21
TOTALS		RPI 1-25	RPI 26-50		W-L RECORDS		RPI 51-100		RPI 101-150		RPI 150+	
5-9-1		0-0-0	0-0-0		OVERALL		1-2-0		0-2-0		4-5-1	
3-4-0		0-0-0	0-0-0		HOME		1-1-0		0-1-0		2-2-0	
2-4-1		0-0-0	0-0-0		AWAY		0-1-0		0-0-0		2-3-1	
0-1-0		0-0-0	0-0-0		NEUTRAL		0-0-0		0-1-0		0-0-0	
5-6-0		0-0-0	0-0-0		NON-CONFERENCE		1-2-0		0-1-0		4-3-0	
3-2-0		0-0-0	0-0-0		HOME		1-1-0		0-0-0		2-1-0	
2-3-0		0-0-0	0-0-		AWAY		0-1-0		0-0-0		2-2-0	
0-1-0		0-0-0	0-0-0		NEUTRAL		0-0-0		0-1-0		0-0-0	
0-3-1		0-0-0	0-0-0		CONFERENCE		0-0-0		0-1-0		0-2-1	
0-2-0		0-0-0	0-0-0		HOME		0-0-0		0-1-0		0-1-0	
0-1-1		0-0-0	0-0-0		AWAY		0-0-0		0-0-0		0-1-1	
0-0-0		0-0-0	0-0-0		NEUTRAL		0-0-0		0-0-0		0-0-0	
RPI S	Opponent	Score	RPI S	Opponent	Score	RPI S	Opponent	Score	RPI S	Opponent	Score	
						61 A	Tulsa	0 1	118 N	Idaho	1 3	
						65 H	Marshall	0 2	150 H	Missouri St.	1 2	
						96 H	Butler	3 2	189 A	Montana	3 4	
									209 A	Oral Roberts	1 3	
									242 A	Drake	1 2	
									259 H	IUPUI	1 2	
									279 H	Evansville	0 1	
									284 H	Belmont	2 1	
									294 A	UNI	0 0	
									317 A	Western Ill.	2 1	
									321 H	Eastern Ill.	1 0	
									330 A	Chicago St.	6 0	
LAST 10 GAMES												
						294 A	UNI	0 0	259 H	IUPUI	1 2	
						279 H	Evansville	0 1	330 A	Chicago St.	6 0	
						150 H	Missouri St.	1 2	209 A	Oral Roberts	1 3	
						317 A	Western Ill.	2 1	61 A	Tulsa	0 1	
						242 A	Drake	1 2	321 H	Eastern Ill.	1 0	

Non-Div. I Games:

Indiana St.

Average RPI Win: 221		WON-LOST	WINNING	LAST 10	STRENGTH OF	OPP. STRENGTH	TEAM	ADJ	CONF.	ADJ CONF.								
Average RPI Loss: 174		RECORD	PCT. RANK	GAMES	SCHEDULE	OF SCHEDULE	RPI	RPI	RPI	RPI								
DIV. I ONLY		3-10-2	.26667	290	2-6-2	197	220	278	.41956	279	21	22						
DIV. I NON-CONF.		2-8-1	.22727	285	1-4-1	173	197	267	.42261	270	21	21						
<hr/>																		
TOTALS		RPI 1-25	RPI 26-50		W-L RECORDS	RPI 51-100		RPI 101-150		RPI 150+								
3-10-2	0-0-0		0-0-0		OVERALL	0-4-0		1-0-0		2-6-2								
2-3-2	0-0-0		0-0-0		HOME	0-0-0		1-0-0		1-3-2								
1-7-0	0-0-0		0-0-0		AWAY	0-4-0		0-0-0		1-3-0								
0-0-0	0-0-0		0-0-0		NEUTRAL	0-0-0		0-0-0		0-0-0								
<hr/>																		
2-8-1	0-0-0		0-0-0		NON-CONFERENCE	0-4-0		1-0-0		1-4-1								
2-2-1	0-0-0		0-0-0		HOME	0-0-0		1-0-0		1-2-1								
0-6-0	0-0-0		0-0-		AWAY	0-4-0		0-0-0		0-2-0								
0-0-0	0-0-0		0-0-0		NEUTRAL	0-0-0		0-0-0		0-0-0								
<hr/>																		
1-2-1	0-0-0		0-0-0		CONFERENCE	0-0-0		0-0-0		1-2-1								
0-1-1	0-0-0		0-0-0		HOME	0-0-0		0-0-0		0-1-1								
1-1-0	0-0-0		0-0-0		AWAY	0-0-0		0-0-0		1-1-0								
0-0-0	0-0-0		0-0-0		NEUTRAL	0-0-0		0-0-0		0-0-0								
<hr/>																		
RPI S	Opponent	Score	RPI S	Opponent	Score	RPI S	Opponent	Score	RPI S	Opponent	Score							
						52 A	Vanderbilt	1 2	127 H	Miami (OH)	2 1							
						53 A	Cincinnati	0 4	179 H	Loyola Chicago	0 0							
						70 A	Purdue	0 1	201 A	Saint Louis	0 2							
						96 A	Butler	1 2	227 H	Xavier	2 3							
									242 H	Drake	1 2							
									248 A	Southeast Mo. St.	0 1							
									254 H	UT Martin	2 3							
									259 H	IUPUI	2 1							
									278 A	Indiana St.	1 0							
									284 H	Belmont	0 0							
									294 A	UNI	0 1							
						<hr/>												
						LAST 10 GAMES												
53 A Cincinnati			0 4	52 A Vanderbilt			1 2											
278 A Indiana St.			1 0	201 A Saint Louis			0 2											
242 H Drake			1 2	259 H IUPUI			2 1											
294 A UNI			0 1	284 H Belmont			0 0											
179 H Loyola Chicago			0 0	96 A Butler			1 2											

Non-Div. I Games:

Evansville

Average RPI Win: 260		WON-LOST RECORD	WINNING PCT. RANK		LAST 10 GAMES	STRENGTH OF SCHEDULE	OPP. STRENGTH OF SCHEDULE	TEAM RPI	ADJ RPI		CONF. RPI	ADJ CONF. RPI	
Average RPI Loss: 190													
DIV. I ONLY		5-9-2	.375	237	3-7-0	271	290	277	.41872	280	29	30	
DIV. I NON-CONF.		3-5-2	.4	224	1-3-0	230	264	247	.44061	250	30	30	
<hr/>													
TOTALS		RPI 1-25		RPI 26-50		W-L RECORDS		RPI 51-100		RPI 101-150		RPI 150+	
5-9-2		0-0-0		0-1-0		OVERALL		0-0-0		0-2-0		5-6-2	
5-3-1		0-0-0		0-0-0		HOME		0-0-0		0-1-0		5-2-1	
0-6-1		0-0-0		0-1-0		AWAY		0-0-0		0-1-0		0-4-1	
0-0-0		0-0-0		0-0-0		NEUTRAL		0-0-0		0-0-0		0-0-0	
3-5-2		0-0-0		0-1-0		NON-CONFERENCE		0-0-0		0-2-0		3-2-2	
3-2-1		0-0-0		0-0-0		HOME		0-0-0		0-1-0		3-1-1	
0-3-1		0-0-0		0-0-		AWAY		0-0-0		0-1-0		0-1-1	
0-0-0		0-0-0		0-0-0		NEUTRAL		0-0-0		0-0-0		0-0-0	
2-4-0		0-0-0		0-0-0		CONFERENCE		0-0-0		0-0-0		2-4-0	
2-1-0		0-0-0		0-0-0		HOME		0-0-0		0-0-0		2-1-0	
0-3-0		0-0-0		0-0-0		AWAY		0-0-0		0-0-0		0-3-0	
0-0-0		0-0-0		0-0-0		NEUTRAL		0-0-0		0-0-0		0-0-0	
RPI	S	Opponent	Score	RPI	S	Opponent	Score	RPI	S	Opponent	Score		
				27	A	Minnesota	1 9			137	A	Iowa	0 4
										150	H	Missouri St.	0 1
										153	A	Creighton	0 4
										165	A	North Dakota St.	0 1
										176	H	Northern Colo.	1 0
										182	A	South Dakota St.	0 1
										242	H	Drake	2 1
										259	H	IUPUI	2 1
										288	H	Colorado St.	0 1
										294	H	UNI	1 1
										303	A	IPFW	1 2
										306	A	North Dakota	1 1
										307	H	South Dakota	0 2
										308	H	Northern Ill.	2 1
										317	H	Western Ill.	3 1
<hr/>													
				LAST 10 GAMES									
				307	H	South Dakota	0 2	165	A	North Dakota St.	0 1		
				317	H	Western Ill.	3 1	150	H	Missouri St.	0 1		
				303	A	IPFW	1 2	176	H	Northern Colo.	1 0		
				259	H	IUPUI	2 1	288	H	Colorado St.	0 1		
				182	A	South Dakota St.	0 1	27	A	Minnesota	1 9		

Non-Div. I Games:

Omaha



[illegible]

Non-Div. I Games:	St. Thomas (TX)	1	0
-------------------	-----------------	---	---

Prairie View

Average RPI Win: 274		WON-LOST	WINNING	LAST 10	STRENGTH OF		OPP. STRENGTH	TEAM	ADJ	CONF.	ADJ CONF.
Average RPI Loss: 147		RECORD	PCT. RANK	GAMES	SCHEDULE		OF SCHEDULE	RPI	RPI	RPI	RPI
DIV. I ONLY		4-10-1	.3	281	3-6-1		231	250	281	.41744	282
DIV. I NON-CONF.		2-7-0	.22222	286	1-3-0		203	234	279	.4119	282
TOTALS		RPI 1-25	RPI 26-50		W-L RECORDS		RPI 51-100		RPI 101-150		RPI 150+
4-10-1	0-0-0	0-0-0		OVERALL		0-2-0		0-5-0		4-3-1	
3-4-0	0-0-0	0-0-0		HOME		0-2-0		0-1-0		3-1-0	
1-6-1	0-0-0	0-0-0		AWAY		0-0-0		0-4-0		1-2-1	
0-0-0	0-0-0	0-0-0		NEUTRAL		0-0-0		0-0-0		0-0-0	
2-7-0	0-0-0	0-0-0		NON-CONFERENCE		0-1-0		0-4-0		2-2-0	
1-3-0	0-0-0	0-0-0		HOME		0-1-0		0-1-0		1-1-0	
1-4-0	0-0-0	0-0-		AWAY		0-0-0		0-3-0		1-1-0	
0-0-0	0-0-0	0-0-0		NEUTRAL		0-0-0		0-0-0		0-0-0	
2-3-1	0-0-0	0-0-0		CONFERENCE		0-1-0		0-1-0		2-1-1	
2-1-0	0-0-0	0-0-0		HOME		0-1-0		0-0-0		2-0-0	
0-2-1	0-0-0	0-0-0		AWAY		0-0-0		0-1-0		0-1-1	
0-0-0	0-0-0	0-0-0		NEUTRAL		0-0-0		0-0-0		0-0-0	
RPI S	Opponent	Score	RPI S	Opponent	Score	RPI S	Opponent	Score	RPI S	Opponent	Score
						94 H	Furman	0 1	104 A	FGCU	0 2
						97 H	Lipscomb	0 2	105 H	Fla. Atlantic	0 1
									115 A	FIU	0 2
									120 A	High Point	0 2
									123 A	Miami (FL)	1 5
									164 A	Elon	0 1
									205 H	Ga. Southern	1 0
									241 H	Stetson	2 1
									258 A	Kennesaw St.	1 2
									291 H	Presbyterian	0 1
									311 A	USC Upstate	0 0
									323 H	NJIT	3 0
									327 A	Francis Marion	4 0
LAST 10 GAMES											
						311 A	USC Upstate	0 0	104 A	FGCU	0 2
						258 A	Kennesaw St.	1 2	205 H	Ga. Southern	1 0
						97 H	Lipscomb	0 2	94 H	Furman	0 1
						323 H	NJIT	3 0	123 A	Miami (FL)	1 5
						241 H	Stetson	2 1	115 A	FIU	0 2

Non-Div. I Games:

North Florida

Average RPI Win:	278	WON-LOST RECORD	WINNING PCT. RANK	LAST 10 GAMES	STRENGTH OF SCHEDULE	OPP. STRENGTH OF SCHEDULE	TEAM RPI	ADJ RPI	CONF. RPI	ADJ CONF. RPI		
DIV. I ONLY		4-9-2	.33333	259	3-5-2	277	222	283	.41535	283	15	15
DIV. I NON-CONF.		3-6-0	.33333	252	2-2-0	289	282	290	.40055	289	15	15
<hr/>												
TOTALS	RPI 1-25	RPI 26-50		W-L RECORDS		RPI 51-100		RPI 101-150		RPI 150+		
4-9-2	0-0-0	0-0-0		OVERALL		0-0-1		0-3-0		4-6-1		
2-3-1	0-0-0	0-0-0		HOME		0-0-1		0-0-0		2-3-0		
2-6-1	0-0-0	0-0-0		AWAY		0-0-0		0-3-0		2-3-1		
0-0-0	0-0-0	0-0-0		NEUTRAL		0-0-0		0-0-0		0-0-0		
<hr/>												
3-6-0	0-0-0	0-0-0		NON-CONFERENCE		0-0-0		0-2-0		3-4-0		
1-2-0	0-0-0	0-0-0		HOME		0-0-0		0-0-0		1-2-0		
2-4-0	0-0-0	0-0-		AWAY		0-0-0		0-2-0		2-2-0		
0-0-0	0-0-0	0-0-0		NEUTRAL		0-0-0		0-0-0		0-0-0		
<hr/>												
1-3-2	0-0-0	0-0-0		CONFERENCE		0-0-1		0-1-0		1-2-1		
1-1-1	0-0-0	0-0-0		HOME		0-0-1		0-0-0		1-1-0		
0-2-1	0-0-0	0-0-0		AWAY		0-0-0		0-1-0		0-1-1		
0-0-0	0-0-0	0-0-0		NEUTRAL		0-0-0		0-0-0		0-0-0		
<hr/>												
RPI	S	Opponent	Score	RPI	S	Opponent	Score	RPI	S	Opponent	Score	
				83 H Boston U.				1	1	131 A Penn	0	5
										134 A Longwood	0	2
										147 A Colgate	1	3
										167 H George Mason	0	3
										185 H Bucknell	0	1
										193 A Loyola Maryland	1	2
										197 H Lafayette	2	1
										199 A Richmond	0	2
										229 A Army West Point	1	1
										245 H UMBC	1	2
										275 A Howard	1	2
										301 A Mt. St. Mary's	2	1
										302 A Delaware St.	1	0
										310 H LIU Brooklyn	2	0
				<hr/>								
				LAST 10 GAMES								
185 H Bucknell				0	1	83 H Boston U.	1	1				
131 A Penn				0	5	147 A Colgate	1	3				
229 A Army West Point				1	1	302 A Delaware St.	1	0				
197 H Lafayette				2	1	275 A Howard	1	2				
193 A Loyola Maryland				1	2	310 H LIU Brooklyn	2	0				

Non-Div. I Games:

American

Average RPI Win: 232		WON-LOST RECORD	WINNING PCT. RANK		LAST 10 GAMES	STRENGTH OF SCHEDULE	OPP. STRENGTH OF SCHEDULE	TEAM RPI	ADJ RPI		CONF. RPI	ADJ CONF. RPI
Average RPI Loss: 180												
DIV. I ONLY		3-11-2	.25	296	2-7-1	196	258	285	.41298	284	28	28
DIV. I NON-CONF.		1-6-1	.1875	295	0-2-0	152	177	269	.42216	271	26	26
<hr/>												
TOTALS		RPI 1-25		RPI 26-50		W-L RECORDS		RPI 51-100		RPI 101-150		RPI 150+
3-11-2		0-0-0		0-0-0		OVERALL		0-2-0		1-2-0		2-7-2
3-4-0		0-0-0		0-0-0		HOME		0-1-0		1-1-0		2-2-0
0-7-2		0-0-0		0-0-0		AWAY		0-1-0		0-1-0		0-5-2
0-0-0		0-0-0		0-0-0		NEUTRAL		0-0-0		0-0-0		0-0-0
1-6-1		0-0-0		0-0-0		NON-CONFERENCE		0-2-0		1-1-0		0-3-1
1-2-0		0-0-0		0-0-0		HOME		0-1-0		1-0-0		0-1-0
0-4-1		0-0-0		0-0-		AWAY		0-1-0		0-1-0		0-2-1
0-0-0		0-0-0		0-0-0		NEUTRAL		0-0-0		0-0-0		0-0-0
2-5-1		0-0-0		0-0-0		CONFERENCE		0-0-0		0-1-0		2-4-1
2-2-0		0-0-0		0-0-0		HOME		0-0-0		0-1-0		2-1-0
0-3-1		0-0-0		0-0-0		AWAY		0-0-0		0-0-0		0-3-1
0-0-0		0-0-0		0-0-0		NEUTRAL		0-0-0		0-0-0		0-0-0
RPI	S	Opponent	Score	RPI	S	Opponent	Score	RPI	S	Opponent	Score	
						60 A	Tennessee	0	8	101 H	Murray St.	0 1
						64 H	Troy	1	2	107 H	Little Rock	1 0
										141 A	Georgia St.	1 2
										157 H	Valparaiso	1 2
										202 H	Tennessee Tech	0 1
										215 A	Wright St.	0 2
										248 A	Southeast Mo. St.	1 1
										250 A	Morehead St.	0 1
										254 A	UT Martin	1 3
										262 A	SIUE	0 1
										269 H	Austin Peay	2 1
										278 A	Indiana St.	1 2
										279 A	Evansville	0 0
										321 H	Eastern Ill.	2 1
<hr/>												
LAST 10 GAMES												
						254 A	UT Martin	1	3	321 H	Eastern Ill.	2 1
						248 A	Southeast Mo. St.	1	1	250 A	Morehead St.	0 1
						269 H	Austin Peay	2	1	202 H	Tennessee Tech	0 1
						101 H	Murray St.	0	1	64 H	Troy	1 2
						262 A	SIUE	0	1	141 A	Georgia St.	1 2

Non-Div. I Games:

Belmont

Average RPI Win: 301		WON-LOST RECORD		WINNING PCT. RANK		LAST 10 GAMES		STRENGTH OF SCHEDULE		OPP. STRENGTH OF SCHEDULE		TEAM RPI		ADJ RPI		CONF. RPI		ADJ CONF. RPI	
DIV. I ONLY		4-9-2		.33333 259		4-5-1		279		233		284		.41233 285		26		26	
DIV. I NON-CONF.		1-6-1		.1875 295		1-2-0		280		194		302		.37564 302		27		27	
TOTALS		RPI 1-25		RPI 26-50		W-L RECORDS		RPI 51-100		RPI 101-150		RPI 150+							
4-9-2		0-0-0		0-0-0		OVERALL		0-2-0		0-2-1		4-5-1							
1-4-1		0-0-0		0-0-0		HOME		0-1-0		0-1-0		1-2-1							
3-5-1		0-0-0		0-0-0		AWAY		0-1-0		0-1-1		3-3-0							
0-0-0		0-0-0		0-0-0		NEUTRAL		0-0-0		0-0-0		0-0-0							
1-6-1		0-0-0		0-0-0		NON-CONFERENCE		0-1-0		0-1-1		1-4-0							
0-3-0		0-0-0		0-0-0		HOME		0-1-0		0-1-0		0-1-0							
1-3-1		0-0-0		0-0-		AWAY		0-0-0		0-0-1		1-3-0							
0-0-0		0-0-0		0-0-0		NEUTRAL		0-0-0		0-0-0		0-0-0							
3-3-1		0-0-0		0-0-0		CONFERENCE		0-1-0		0-1-0		3-1-1							
1-1-1		0-0-0		0-0-0		HOME		0-0-0		0-0-0		1-1-1							
2-2-0		0-0-0		0-0-0		AWAY		0-1-0		0-1-0		2-0-0							
0-0-0		0-0-0		0-0-0		NEUTRAL		0-0-0		0-0-0		0-0-0							
RPI	S	Opponent		Score	RPI	S	Opponent		Score	RPI	S	Opponent		Score					
							67	A	Seattle	0	3		103	H	UC Santa Barbara	0	3		
							73	H	UC Riverside	0	3		121	A	Eastern Wash.	1	1		
													138	A	Utah Valley	2	3		
													180	H	UMKC	2	3		
													187	A	Gonzaga	1	3		
													203	A	Colorado Col.	1	2		
													231	H	Grand Canyon	1	1		
													260	A	Hawaii	1	2		
													261	A	New Mexico St.	2	1		
													266	H	Sacramento St.	2	3		
													297	A	Air Force	2	1		
													316	A	UTRGV	3	0		
													330	H	Chicago St.	9	1		
LAST 10 GAMES																			
							138	A	Utah Valley	2	3		261	A	New Mexico St.	2	1		
							67	A	Seattle	0	3		231	H	Grand Canyon	1	1		
							330	H	Chicago St.	9	1		103	H	UC Santa Barbara	0	3		
							180	H	UMKC	2	3		297	A	Air Force	2	1		
							316	A	UTRGV	3	0		203	A	Colorado Col.	1	2		

Non-Div. I Games: Humboldt St. 4 0

CSU Bakersfield

Average RPI Win:	301	WON-LOST RECORD	WINNING PCT. RANK	LAST 10 GAMES	STRENGTH OF SCHEDULE	OPP. STRENGTH OF SCHEDULE	TEAM RPI	ADJ RPI	CONF. RPI	ADJ CONF. RPI		
Average RPI Loss:	206											
DIV. I ONLY	4-9-3	.34375	253	3-4-3	272	296	286	.41113	286	27	27	
DIV. I NON-CONF.	3-5-1	.38889	227	2-0-1	301	275	285	.40622	285	29	29	
<hr/>												
TOTALS	RPI 1-25	RPI 26-50		W-L RECORDS		RPI 51-100		RPI 101-150		RPI 150+		
4-9-3	0-0-0	0-0-0		OVERALL		0-0-0		0-2-1		4-7-2		
2-7-1	0-0-0	0-0-0		HOME		0-0-0		0-1-1		2-6-0		
1-2-2	0-0-0	0-0-0		AWAY		0-0-0		0-1-0		1-1-2		
1-0-0	0-0-0	0-0-0		NEUTRAL		0-0-0		0-0-0		1-0-0		
<hr/>												
3-5-1	0-0-0	0-0-0		NON-CONFERENCE		0-0-0		0-1-0		3-4-1		
2-4-0	0-0-0	0-0-0		HOME		0-0-0		0-1-0		2-3-0		
0-1-1	0-0-0	0-0-		AWAY		0-0-0		0-0-0		0-1-1		
1-0-0	0-0-0	0-0-0		NEUTRAL		0-0-0		0-0-0		1-0-0		
<hr/>												
1-4-2	0-0-0	0-0-0		CONFERENCE		0-0-0		0-1-1		1-3-1		
0-3-1	0-0-0	0-0-0		HOME		0-0-0		0-0-1		0-3-0		
1-1-1	0-0-0	0-0-0		AWAY		0-0-0		0-1-0		1-0-1		
0-0-0	0-0-0	0-0-0		NEUTRAL		0-0-0		0-0-0		0-0-0		
<hr/>												
RPI	S	Opponent	Score	RPI	S	Opponent	Score	RPI	S	Opponent	Score	
								111	A	Monmouth	1	2
								114	H	Drexel	1	3
								126	H	Manhattan	1	1
								172	H	Central Conn. St.	0	1
								183	H	Towson	0	2
								188	A	Maine	0	1
								200	H	Niagara	1	3
								212	A	Siena	1	1
								224	A	Stony Brook	2	2
								256	H	Marist	2	7
								277	H	Holy Cross	2	1
								295	H	Rhode Island	3	1
								309	H	Bryant	1	3
								312	A	Canisius	4	1
								319	N	Wagner	2	1
322	H	Iona	3	4								
LAST 10 GAMES												
111 A Monmouth				1	2	126 H Manhattan				1	1	
212 A Siena				1	1	224 A Stony Brook				2	2	
256 H Marist				2	7	200 H Niagara				1	3	
322 H Iona				3	4	277 H Holy Cross				2	1	
312 A Canisius				4	1	295 H Rhode Island				3	1	

Non-Div. I Games:

Fairfield

Average RPI Win: 270		WON-LOST	WINNING	LAST 10	STRENGTH OF		OPP. STRENGTH	TEAM	ADJ		CONF.	ADJ CONF.	
Average RPI Loss: 138		RECORD	PCT. RANK	GAMES	SCHEDULE		OF SCHEDULE	RPI	RPI	RPI	RPI		
DIV. I ONLY		4-10-3	.32353	271	2-8-0		293	149	287	.40956	287	13	13
DIV. I NON-CONF.		2-4-3	.38889	227	0-2-0		307	231	286	.40353	286	12	12
TOTALS		RPI 1-25	RPI 26-50		W-L RECORDS		RPI 51-100		RPI 101-150		RPI 150+		
4-10-3	0-1-0	0-0-0		OVERALL		0-2-0		0-3-1		4-4-2			
2-4-0	0-1-0	0-0-0		HOME		0-1-0		0-0-0		2-2-0			
1-6-3	0-0-0	0-0-0		AWAY		0-1-0		0-3-1		1-2-2			
1-0-0	0-0-0	0-0-0		NEUTRAL		0-0-0		0-0-0		1-0-0			
2-4-3	0-1-0	0-0-0		NON-CONFERENCE		0-0-0		0-1-1		2-2-2			
0-2-0	0-1-0	0-0-0		HOME		0-0-0		0-0-0		0-1-0			
1-2-3	0-0-0	0-0-		AWAY		0-0-0		0-1-1		1-1-2			
1-0-0	0-0-0	0-0-0		NEUTRAL		0-0-0		0-0-0		1-0-0			
2-6-0	0-0-0	0-0-0		CONFERENCE		0-2-0		0-2-0		2-2-0			
2-2-0	0-0-0	0-0-0		HOME		0-1-0		0-0-0		2-1-0			
0-4-0	0-0-0	0-0-0		AWAY		0-1-0		0-2-0		0-1-0			
0-0-0	0-0-0	0-0-0		NEUTRAL		0-0-0		0-0-0		0-0-0			
RPI S	Opponent	Score		RPI S	Opponent	Score		RPI S	Opponent	Score			
20 H	South Ala.	0 4				84 A	Middle Tenn. 0 1	105 A	Fla. Atlantic	0 3			
						91 H	UTEP 2 3	115 A	FIU	0 1			
								122 A	Mississippi St.	0 0			
								149 A	Alabama	0 1			
								151 H	Old Dominion	0 1			
								194 A	Louisiana Tech	0 2			
								213 H	Charlotte	1 0			
								216 H	La.-Lafayette	1 2			
								255 A	La.-Monroe	0 1			
								267 H	UTSA	2 1			
								268 N	Arkansas St.	2 1			
								270 A	Jackson St.	1 1			
								314 A	Nicholls St.	2 2			
								331 A	Southern U.	4 0			
				LAST 10 GAMES									
				91 H	UTEP	2 3	213 H	Charlotte	1 0				
				267 H	UTSA	2 1	151 H	Old Dominion	0 1				
				105 A	Fla. Atlantic	0 3	84 A	Middle Tenn.	0 1				
				115 A	FIU	0 1	20 H	South Ala.	0 4				
				194 A	Louisiana Tech	0 2	255 A	La.-Monroe	0 1				

Non-Div. I Games:

Southern Miss.

Average RPI Win:	261	WON-LOST RECORD	WINNING PCT. RANK	LAST 10 GAMES	STRENGTH OF SCHEDULE	OPP. STRENGTH OF SCHEDULE	TEAM RPI	ADJ RPI	CONF. RPI	ADJ CONF. RPI	
Average RPI Loss:	168										
DIV. I ONLY	3-12-2	.23529	303	1-8-1	233	208	290	.40735	288	18	18
DIV. I NON-CONF.	3-5-1	.38889	227	1-1-0	207	226	235	.45476	235	17	16
<hr/>											
TOTALS	RPI 1-25	RPI 26-50		W-L RECORDS	RPI 51-100		RPI 101-150		RPI 150+		
3-12-2	0-0-0	0-1-0		OVERALL	0-1-0		0-2-1		3-8-1		
0-3-2	0-0-0	0-1-0		HOME	0-0-0		0-1-1		0-1-1		
2-8-0	0-0-0	0-0-0		AWAY	0-1-0		0-0-0		2-7-0		
1-1-0	0-0-0	0-0-0		NEUTRAL	0-0-0		0-1-0		1-0-0		
3-5-1	0-0-0	0-1-0		NON-CONFERENCE	0-0-0		0-1-1		3-3-0		
0-1-1	0-0-0	0-1-0		HOME	0-0-0		0-0-1		0-0-0		
2-3-0	0-0-0	0-0-		AWAY	0-0-0		0-0-0		2-3-0		
1-1-0	0-0-0	0-0-0		NEUTRAL	0-0-0		0-1-0		1-0-0		
0-7-1	0-0-0	0-0-0		CONFERENCE	0-1-0		0-1-0		0-5-1		
0-2-1	0-0-0	0-0-0		HOME	0-0-0		0-1-0		0-1-1		
0-5-0	0-0-0	0-0-0		AWAY	0-1-0		0-0-0		0-4-0		
0-0-0	0-0-0	0-0-0		NEUTRAL	0-0-0		0-0-0		0-0-0		
RPI S	Opponent	Score	RPI S	Opponent	Score	RPI S	Opponent	Score	RPI S	Opponent	Score
			48 H	Northwestern	1 2	54 A	San Diego St.	0 3	110 H	Colorado	1 1
									130 N	UC Irvine	0 1
									139 H	San Jose St.	0 2
									153 A	Creighton	0 2
									169 A	St. Mary's (CA)	0 1
									174 H	New Mexico	1 2
									176 A	Northern Colo.	3 1
									181 A	UNLV	0 3
									203 A	Colorado Col.	0 1
									231 A	Grand Canyon	1 2
									240 A	Nevada	0 2
									249 H	Fresno St.	2 2
									280 A	Omaha	1 0
									297 A	Air Force	2 3
									326 N	Denver	1 0
<hr/>											
LAST 10 GAMES											
			181 A	UNLV	0 3	203 A	Colorado Col.	0 1			
			240 A	Nevada	0 2	139 H	San Jose St.	0 2			
			174 H	New Mexico	1 2	249 H	Fresno St.	2 2			
			54 A	San Diego St.	0 3	153 A	Creighton	0 2			
			297 A	Air Force	2 3	280 A	Omaha	1 0			

**Non-Div. I Games:**

Colorado St.



Average RPI Win:	242	WON-LOST	WINNING	LAST 10	STRENGTH OF	OPP. STRENGTH	TEAM	ADJ	CONF.	ADJ CONF.		
Average RPI Loss:	215	RECORD	PCT. RANK	GAMES	SCHEDULE	OF SCHEDULE	RPI	RPI	RPI	RPI		
DIV. I ONLY	4-10-0	.28571	285	2-7-0	254	278	289	.40548	289	22	21	
DIV. I NON-CONF.	4-4-0	.5	156	2-1-0	285	256	242	.44563	243	24	24	
<hr/>												
TOTALS	RPI 1-25	RPI 26-50		W-L RECORDS		RPI 51-100		RPI 101-150		RPI 150+		
4-10-0	0-0-0	0-0-0		OVERALL		0-0-0		1-0-0		3-10-0		
2-6-0	0-0-0	0-0-0		HOME		0-0-0		0-0-0		2-6-0		
2-4-0	0-0-0	0-0-0		AWAY		0-0-0		1-0-0		1-4-0		
0-0-0	0-0-0	0-0-0		NEUTRAL		0-0-0		0-0-0		0-0-0		
<hr/>												
4-4-0	0-0-0	0-0-0		NON-CONFERENCE		0-0-0		1-0-0		3-4-0		
2-3-0	0-0-0	0-0-0		HOME		0-0-0		0-0-0		2-3-0		
2-1-0	0-0-0	0-0-		AWAY		0-0-0		1-0-0		1-1-0		
0-0-0	0-0-0	0-0-0		NEUTRAL		0-0-0		0-0-0		0-0-0		
<hr/>												
0-6-0	0-0-0	0-0-0		CONFERENCE		0-0-0		0-0-0		0-6-0		
0-3-0	0-0-0	0-0-0		HOME		0-0-0		0-0-0		0-3-0		
0-3-0	0-0-0	0-0-0		AWAY		0-0-0		0-0-0		0-3-0		
0-0-0	0-0-0	0-0-0		NEUTRAL		0-0-0		0-0-0		0-0-0		
<hr/>												
RPI	S	Opponent	Score	RPI	S	Opponent	Score	RPI	S	Opponent	Score	
								134	A	Longwood	1	0
								157	H	Valparaiso	0	6
								169	H	St. Mary's (CA)	0	1
								170	A	Milwaukee	0	4
								190	H	Northern Ky.	1	3
								211	H	Central Mich.	0	2
								215	A	Wright St.	0	3
								219	A	Cleveland St.	1	2
								229	A	Army West Point	1	2
								239	H	St. Bonaventure	2	1
								272	H	Robert Morris	0	1
								293	A	VMI	1	0
								303	H	IPFW	2	1
								313	H	Green Bay	0	1
								<hr/>				
LAST 10 GAMES												
215 A Wright St.				0	3	239 H St. Bonaventure				2	1	
313 H Green Bay				0	1	190 H Northern Ky.				1	3	
170 A Milwaukee				0	4	303 H IPFW				2	1	
219 A Cleveland St.				1	2	272 H Robert Morris				0	1	
157 H Valparaiso				0	6	211 H Central Mich.				0	2	

Non-Div. I Games: Findlay 3 2

Youngstown St.

Average RPI Win: 231		WON-LOST RECORD		WINNING PCT. RANK		LAST 10 GAMES		STRENGTH OF SCHEDULE		OPP. STRENGTH OF SCHEDULE		TEAM RPI		ADJ RPI		CONF. RPI		ADJ CONF. RPI	
DIV. I ONLY		3-9-2		.28571 285		3-5-2		265		236		291		.40532 290		24		24	
DIV. I NON-CONF.		0-5-1		.08333 318		0-1-1		268		182		313		.35873 313		25		25	
TOTALS		RPI 1-25		RPI 26-50		W-L RECORDS		RPI 51-100		RPI 101-150		RPI 150+							
3-9-2		0-0-0		0-0-0		OVERALL		0-1-0		0-1-0		3-7-2							
2-3-1		0-0-0		0-0-0		HOME		0-1-0		0-1-0		2-1-1							
1-5-1		0-0-0		0-0-0		AWAY		0-0-0		0-0-0		1-5-1							
0-1-0		0-0-0		0-0-0		NEUTRAL		0-0-0		0-0-0		0-1-0							
0-5-1		0-0-0		0-0-0		NON-CONFERENCE		0-1-0		0-1-0		0-3-1							
0-2-1		0-0-0		0-0-0		HOME		0-1-0		0-1-0		0-0-1							
0-2-0		0-0-0		0-0-		AWAY		0-0-0		0-0-0		0-2-0							
0-1-0		0-0-0		0-0-0		NEUTRAL		0-0-0		0-0-0		0-1-0							
3-4-1		0-0-0		0-0-0		CONFERENCE		0-0-0		0-0-0		3-4-1							
2-1-0		0-0-0		0-0-0		HOME		0-0-0		0-0-0		2-1-0							
1-3-1		0-0-0		0-0-0		AWAY		0-0-0		0-0-0		1-3-1							
0-0-0		0-0-0		0-0-0		NEUTRAL		0-0-0		0-0-0		0-0-0							
RPI	S	Opponent		Score	RPI	S	Opponent		Score	RPI	S	Opponent		Score					
							100 H	Rice	0 2			108 H	Texas St.	1 3					
												156 A	Abilene Christian	1 1					
												160 A	Stephen F. Austin	0 3					
												163 N	Southern Utah	1 3					
												166 H	Southeastern La.	2 1					
												181 A	UNLV	0 1					
												208 A	Sam Houston St.	0 1					
												220 A	Houston	0 4					
												228 A	Central Ark.	2 1					
												274 A	Northwestern St.	0 4					
												299 H	Incarnate Word	1 0					
												314 H	Nicholls St.	1 2					
												316 H	UTRGV	2 2					
LAST 10 GAMES																			
							228 A	Central Ark.	2 1			208 A	Sam Houston St.	0 1					
							274 A	Northwestern St.	0 4			160 A	Stephen F. Austin	0 3					
							299 H	Incarnate Word	1 0			156 A	Abilene Christian	1 1					
							166 H	Southeastern La.	2 1			220 A	Houston	0 4					
							314 H	Nicholls St.	1 2			316 H	UTRGV	2 2					

Non-Div. I Games:

A&amp;M-Corpus Christi

Average RPI Win: 267		WON-LOST RECORD		WINNING PCT. RANK		LAST 10 GAMES		STRENGTH OF SCHEDULE		OPP. STRENGTH OF SCHEDULE		TEAM RPI		ADJ RPI		CONF. RPI		ADJ CONF. RPI	
DIV. I ONLY		6-9-0		.4 227		3-7-0		310		295		288		.40469 291		16		16	
DIV. I NON-CONF.		4-4-0		.5 156		1-2-0		331		327		311		.35996 312		20		20	
TOTALS		RPI 1-25		RPI 26-50		W-L RECORDS		RPI 51-100		RPI 101-150		RPI 150+							
6-9-0		0-0-0		0-0-0		OVERALL		0-1-0		1-3-0		5-5-0							
3-4-0		0-0-0		0-0-0		HOME		0-0-0		1-3-0		2-1-0							
2-5-0		0-0-0		0-0-0		AWAY		0-1-0		0-0-0		2-4-0							
1-0-0		0-0-0		0-0-0		NEUTRAL		0-0-0		0-0-0		1-0-0							
4-4-0		0-0-0		0-0-0		NON-CONFERENCE		0-1-0		0-0-0		4-3-0							
2-1-0		0-0-0		0-0-0		HOME		0-0-0		0-0-0		2-1-0							
1-3-0		0-0-0		0-0-		AWAY		0-1-0		0-0-0		1-2-0							
1-0-0		0-0-0		0-0-0		NEUTRAL		0-0-0		0-0-0		1-0-0							
2-5-0		0-0-0		0-0-0		CONFERENCE		0-0-0		1-3-0		1-2-0							
1-3-0		0-0-0		0-0-0		HOME		0-0-0		1-3-0		0-0-0							
1-2-0		0-0-0		0-0-0		AWAY		0-0-0		0-0-0		1-2-0							
0-0-0		0-0-0		0-0-0		NEUTRAL		0-0-0		0-0-0		0-0-0							
RPI	S	Opponent	Score	RPI	S	Opponent	Score	RPI	S	Opponent	Score	RPI	S	Opponent	Score				
								94	A	Furman	1 3	102	H	Liberty	2 0				
												109	H	Coastal Caro.	1 3				
												134	H	Longwood	2 3				
												135	H	Campbell	1 3				
												198	A	Jacksonville	2 3				
												222	A	Charleston So.	1 4				
												238	A	UNC Asheville	0 3				
												244	A	Radford	2 1				
												282	A	North Florida	1 0				
												293	A	VMI	0 1				
												311	H	USC Upstate	3 1				
												327	H	Francis Marion	1 2				
												328	H	South Carolina St.	2 0				
												332	N	Hampton	10 0				
				LAST 10 GAMES															
								222	A	Charleston So.	1 4	244	A	Radford	2 1				
								134	H	Longwood	2 3	109	H	Coastal Caro.	1 3				
								135	H	Campbell	1 3	332	N	Hampton	10 0				
								102	H	Liberty	2 0	293	A	VMI	0 1				
								238	A	UNC Asheville	0 3	94	A	Furman	1 3				

**Non-Div. I Games:**

Presbyterian

Average RPI Win: 281		WON-LOST	WINNING	LAST 10	STRENGTH OF		OPP. STRENGTH	TEAM	ADJ	CONF.	ADJ CONF.
Average RPI Loss: 193		RECORD	PCT. RANK	GAMES	SCHEDULE		OF SCHEDULE	RPI	RPI	RPI	RPI
DIV. I ONLY		3-13-0	.1875	312	3-7-0		167	303	294	.4038	292
DIV. I NON-CONF.		0-8-0	0	325	0-2-0		109	269	300	.38461	299
TOTALS		RPI 1-25	RPI 26-50		W-L RECORDS		RPI 51-100		RPI 101-150		RPI 150+
3-13-0	0-0-0	0-0-0		OVERALL		0-1-0		0-3-0		3-9-0	
2-5-0	0-0-0	0-0-0		HOME		0-0-0		0-3-0		2-2-0	
1-8-0	0-0-0	0-0-0		AWAY		0-1-0		0-0-0		1-7-0	
0-0-0	0-0-0	0-0-0		NEUTRAL		0-0-0		0-0-0		0-0-0	
0-8-0	0-0-0	0-0-0		NON-CONFERENCE		0-1-0		0-2-0		0-5-0	
0-3-0	0-0-0	0-0-0		HOME		0-0-0		0-2-0		0-1-0	
0-5-0	0-0-0	0-0-		AWAY		0-1-0		0-0-0		0-4-0	
0-0-0	0-0-0	0-0-0		NEUTRAL		0-0-0		0-0-0		0-0-0	
3-5-0	0-0-0	0-0-0		CONFERENCE		0-0-0		0-1-0		3-4-0	
2-2-0	0-0-0	0-0-0		HOME		0-0-0		0-1-0		2-1-0	
1-3-0	0-0-0	0-0-0		AWAY		0-0-0		0-0-0		1-3-0	
0-0-0	0-0-0	0-0-0		NEUTRAL		0-0-0		0-0-0		0-0-0	
RPI S	Opponent	Score	RPI S	Opponent	Score	RPI S	Opponent	Score	RPI S	Opponent	Score
						65 A	Marshall	1 5	101 H	Murray St.	1 2
									140 H	Kent St.	1 2
									148 H	UNCG	0 2
									195 A	ETSU	2 4
									202 A	Tennessee Tech	0 3
									210 A	Western Caro.	0 3
									219 H	Cleveland St.	1 2
									227 A	Xavier	0 4
									238 A	UNC Asheville	1 2
									248 H	Southeast Mo. St.	0 1
									250 A	Morehead St.	1 4
									254 H	UT Martin	2 0
									262 A	SIUE	0 1
									269 H	Austin Peay	1 0
									321 A	Eastern Ill.	3 0
LAST 10 GAMES											
						262 A	SIUE	0 1	202 A	Tennessee Tech	0 3
						321 A	Eastern Ill.	3 0	269 H	Austin Peay	1 0
						254 H	UT Martin	2 0	101 H	Murray St.	1 2
						248 H	Southeast Mo. St.	0 1	140 H	Kent St.	1 2
						250 A	Morehead St.	1 4	227 A	Xavier	0 4

Non-Div. I Games:

Eastern Ky.



U  
N  
I

UNI		Through Games Of Sunday, October 18, 2015										
Average RPI Win:	307	WON-LOST RECORD	WINNING PCT. RANK	LAST 10 GAMES	STRENGTH OF SCHEDULE	OPP. STRENGTH OF SCHEDULE	TEAM RPI	ADJ RPI	CONF. RPI	ADJ CONF. RPI		
Average RPI Loss:	196											
DIV. I ONLY		5-7-4	.4375	202	3-5-2	323	288	292	.40136	294	21	22
DIV. I NON-CONF.		4-5-3	.45833	190	2-3-1	319	307	291	.39654	291	21	21
<hr/>												
TOTALS		RPI 1-25		RPI 26-50		W-L RECORDS		RPI 51-100		RPI 101-150		RPI 150+
5-7-4		0-0-0		0-0-0		OVERALL		0-0-0		0-3-0		5-4-4
5-2-1		0-0-0		0-0-0		HOME		0-0-0		0-1-0		5-1-1
0-5-3		0-0-0		0-0-0		AWAY		0-0-0		0-2-0		0-3-3
0-0-0		0-0-0		0-0-0		NEUTRAL		0-0-0		0-0-0		0-0-0
4-5-3		0-0-0		0-0-0		NON-CONFERENCE		0-0-0		0-1-0		4-4-3
4-1-0		0-0-0		0-0-0		HOME		0-0-0		0-0-0		4-1-0
0-4-3		0-0-0		0-0-		AWAY		0-0-0		0-1-0		0-3-3
0-0-0		0-0-0		0-0-0		NEUTRAL		0-0-0		0-0-0		0-0-0
1-2-1		0-0-0		0-0-0		CONFERENCE		0-0-0		0-2-0		1-0-1
1-1-1		0-0-0		0-0-0		HOME		0-0-0		0-1-0		1-0-1
0-1-0		0-0-0		0-0-0		AWAY		0-0-0		0-1-0		0-0-0
0-0-0		0-0-0		0-0-0		NEUTRAL		0-0-0		0-0-0		0-0-0
RPI	S	Opponent	Score	RPI	S	Opponent	Score	RPI	S	Opponent	Score	
										137 A Iowa	1	2
										145 H Illinois St.	0	2
										150 A Missouri St.	1	2
										182 A South Dakota St.	0	1
										190 A Iowa St.	0	1
										248 A Southeast Mo. St.	3	3
										251 A Ill.-Chicago	0	0
										259 H IUPUI	2	3
										278 H Indiana St.	0	0
										279 H Evansville	1	0
										280 A Omaha	1	1
										306 H North Dakota	2	0
										307 A South Dakota	0	1
										313 H Green Bay	1	0
										317 H Western Ill.	3	0
										321 H Eastern Ill.	3	0
<hr/>												
LAST 10 GAMES												
						</						

U  
N  
I

Non-Div. I Games:

UNI

Average RPI Win: 251		WON-LOST RECORD		WINNING PCT. RANK		LAST 10 GAMES		STRENGTH OF SCHEDULE		OPP. STRENGTH OF SCHEDULE		TEAM RPI		ADJ RPI		CONF. RPI		ADJ CONF. RPI	
DIV. I ONLY		3-11-1		.23333 305		0-10-0		246		229		296		.39902 295		14		14	
DIV. I NON-CONF.		3-5-1		.38889 227		0-4-0		267		254		263		.42782 263		14		14	
TOTALS		RPI 1-25		RPI 26-50		W-L RECORDS		RPI 51-100		RPI 101-150		RPI 150+							
3-11-1		0-0-0		0-1-0		OVERALL		0-0-0		1-2-0		2-8-1							
1-5-0		0-0-0		0-1-0		HOME		0-0-0		1-0-0		0-4-0							
2-6-1		0-0-0		0-0-0		AWAY		0-0-0		0-2-0		2-4-1							
0-0-0		0-0-0		0-0-0		NEUTRAL		0-0-0		0-0-0		0-0-0							
3-5-1		0-0-0		0-1-0		NON-CONFERENCE		0-0-0		1-0-0		2-4-1							
1-3-0		0-0-0		0-1-0		HOME		0-0-0		1-0-0		0-2-0							
2-2-1		0-0-0		0-0-		AWAY		0-0-0		0-0-0		2-2-1							
0-0-0		0-0-0		0-0-0		NEUTRAL		0-0-0		0-0-0		0-0-0							
0-6-0		0-0-0		0-0-0		CONFERENCE		0-0-0		0-2-0		0-4-0							
0-2-0		0-0-0		0-0-0		HOME		0-0-0		0-0-0		0-2-0							
0-4-0		0-0-0		0-0-0		AWAY		0-0-0		0-2-0		0-2-0							
0-0-0		0-0-0		0-0-0		NEUTRAL		0-0-0		0-0-0		0-0-0							
RPI	S	Opponent		Score	RPI	S	Opponent		Score	RPI	S	Opponent		Score					
					44	H	Northeastern		0 2										
										125	A	Fordham		0 1					
										133	A	Saint Joseph's		0 2					
										149	H	Alabama		1 0					
										178	A	Massachusetts		2 4					
										188	A	Maine		0 2					
										199	H	Richmond		2 3					
										201	H	Saint Louis		1 2					
										225	H	Vermont		2 3					
										226	A	New Hampshire		0 0					
										239	A	St. Bonaventure		3 4					
										246	H	Albany (NY)		0 1					
										286	A	Fairfield		1 3					
										296	A	UMass Lowell		4 3					
										309	A	Bryant		4 2					
LAST 10 GAMES																			
					178	A	Massachusetts		2 4	125	A	Fordham		0 1					
					239	A	St. Bonaventure		3 4	246	H	Albany (NY)		0 1					
					199	H	Richmond		2 3	225	H	Vermont		2 3					
					133	A	Saint Joseph's		0 2	44	H	Northeastern		0 2					
					201	H	Saint Louis		1 2	286	A	Fairfield		1 3					

Non-Div. I Games:

Rhode Island

Average RPI Win:	270	WON-LOST RECORD	WINNING PCT. RANK	LAST 10 GAMES	STRENGTH OF SCHEDULE	OPP. STRENGTH OF SCHEDULE	TEAM RPI	ADJ RPI	CONF. RPI	ADJ CONF. RPI			
Average RPI Loss:	206	5-11-0	.3125	274	4-6-0	286	248	295	.39634	296	23	23	
DIV. I ONLY		3-7-0	.3	262	2-2-0	269	280	287	.39672	290	22	22	
DIV. I NON-CONF.													
<hr/>													
TOTALS	RPI 1-25	RPI 26-50		W-L RECORDS		RPI 51-100		RPI 101-150		RPI 150+			
5-11-0	0-0-0	0-1-0		OVERALL		0-1-0		0-0-0		5-9-0			
3-5-0	0-0-0	0-1-0		HOME		0-0-0		0-0-0		3-4-0			
2-6-0	0-0-0	0-0-0		AWAY		0-1-0		0-0-0		2-5-0			
0-0-0	0-0-0	0-0-0		NEUTRAL		0-0-0		0-0-0		0-0-0			
3-7-0	0-0-0	0-1-0		NON-CONFERENCE		0-1-0		0-0-0		3-5-0			
1-4-0	0-0-0	0-1-0		HOME		0-0-0		0-0-0		1-3-0			
2-3-0	0-0-0	0-0-		AWAY		0-1-0		0-0-0		2-2-0			
0-0-0	0-0-0	0-0-0		NEUTRAL		0-0-0		0-0-0		0-0-0			
2-4-0	0-0-0	0-0-0		CONFERENCE		0-0-0		0-0-0		2-4-0			
2-1-0	0-0-0	0-0-0		HOME		0-0-0		0-0-0		2-1-0			
0-3-0	0-0-0	0-0-0		AWAY		0-0-0		0-0-0		0-3-0			
0-0-0	0-0-0	0-0-0		NEUTRAL		0-0-0		0-0-0		0-0-0			
RPI	S	Opponent	Score	RPI	S	Opponent	Score	RPI	S	Opponent	Score		
				44	H	Northeastern	1 6	92	A	Dartmouth	1 4		
										172	A	Central Conn. St.	0 4
										188	A	Maine	0 1
										197	H	Lafayette	0 1
										221	H	Quinnipiac	3 1
										224	A	Stony Brook	0 1
										225	H	Vermont	3 1
										226	A	New Hampshire	2 4
										245	H	UMBC	0 2
										276	H	Binghamton	3 0
										277	A	Holy Cross	2 4
										295	H	Rhode Island	3 4
										302	H	Delaware St.	1 2
										309	A	Bryant	2 0
										319	A	Wagner	1 0
<hr/>													
LAST 10 GAMES													
				224	A	Stony Brook	0 1	245	H	UMBC	0 2		
				225	H	Vermont	3 1	221	H	Quinnipiac	3 1		
				276	H	Binghamton	3 0	92	A	Dartmouth	1 4		
				226	A	New Hampshire	2 4	172	A	Central Conn. St.	0 4		
				188	A	Maine	0 1	309	A	Bryant	2 0		

Non-Div. I Games:

UMass Lowell



Average RPI Win: 261		WON-LOST	WINNING	LAST 10	STRENGTH OF		OPP. STRENGTH	TEAM	ADJ		CONF.	ADJ CONF.	
Average RPI Loss: 194		RECORD	PCT. RANK	GAMES	SCHEDULE		OF SCHEDULE	RPI	RPI		RPI	RPI	
DIV. I ONLY		4-11-1	.28125	288	2-7-1		283	259	297	.39277	297	18	18
DIV. I NON-CONF.		2-6-0	.25	277	0-2-0		286	290	301	.37733	301	17	16
TOTALS		RPI 1-25	RPI 26-50		W-L RECORDS		RPI 51-100		RPI 101-150		RPI 150+		
4-11-1	0-0-0	0-0-0		OVERALL		0-1-0		0-2-0		4-8-1			
3-5-0	0-0-0	0-0-0		HOME		0-1-0		0-2-0		3-2-0			
1-5-1	0-0-0	0-0-0		AWAY		0-0-0		0-0-0		1-5-1			
0-1-0	0-0-0	0-0-0		NEUTRAL		0-0-0		0-0-0		0-1-0			
2-6-0	0-0-0	0-0-0		NON-CONFERENCE		0-1-0		0-1-0		2-4-0			
2-3-0	0-0-0	0-0-0		HOME		0-1-0		0-1-0		2-1-0			
0-2-0	0-0-0	0-0-		AWAY		0-0-0		0-0-0		0-2-0			
0-1-0	0-0-0	0-0-0		NEUTRAL		0-0-0		0-0-0		0-1-0			
2-5-1	0-0-0	0-0-0		CONFERENCE		0-0-0		0-1-0		2-4-1			
1-2-0	0-0-0	0-0-0		HOME		0-0-0		0-1-0		1-1-0			
1-3-1	0-0-0	0-0-0		AWAY		0-0-0		0-0-0		1-3-1			
0-0-0	0-0-0	0-0-0		NEUTRAL		0-0-0		0-0-0		0-0-0			
RPI S	Opponent	Score	RPI S	Opponent	Score	RPI S	Opponent	Score	RPI S	Opponent	Score		
						93 H	Fairleigh Dickinson	2 3	139 H	San Jose St.	0 1		
									142 H	Baylor	1 2		
									161 A	Utah St.	0 2		
									171 A	Boise St.	1 2		
									176 N	Northern Colo.	0 1		
									181 A	UNLV	2 0		
									218 H	Wyoming	0 1		
									230 A	Oregon	0 3		
									240 A	Nevada	2 2		
									249 A	Fresno St.	0 1		
									250 H	Morehead St.	3 1		
									265 A	Portland St.	0 1		
									285 H	CSU Bakersfield	1 2		
									288 H	Colorado St.	3 2		
									326 H	Denver	2 0		
LAST 10 GAMES													
						171 A	Boise St.	1 2	218 H	Wyoming	0 1		
						161 A	Utah St.	0 2	240 A	Nevada	2 2		
						249 A	Fresno St.	0 1	181 A	UNLV	2 0		
						139 H	San Jose St.	0 1	285 H	CSU Bakersfield	1 2		
						288 H	Colorado St.	3 2	142 H	Baylor	1 2		

Non-Div. I Games:

Air Force

Average RPI Win:		299	WON-LOST RECORD		WINNING PCT. RANK		LAST 10 GAMES		STRENGTH OF SCHEDULE		OPP. STRENGTH OF SCHEDULE		TEAM RPI		ADJ RPI		CONF. RPI		ADJ CONF. RPI				
DIV. I ONLY			3-11-2		.25		296		2-6-2		260		270		298		.39262		298				
DIV. I NON-CONF.			2-6-1		.27778		269		1-1-1		273		289		294		.39153		294				
TOTALS		RPI 1-25		RPI 26-50				W-L RECORDS				RPI 51-100				RPI 101-150				RPI 150+			
3-11-2		0-0-0		0-0-0				OVERALL				0-3-0				0-1-0				3-7-2			
1-5-1		0-0-0		0-0-0				HOME				0-1-0				0-1-0				1-3-1			
1-5-1		0-0-0		0-0-0				AWAY				0-2-0				0-0-0				1-3-1			
1-1-0		0-0-0		0-0-0				NEUTRAL				0-0-0				0-0-0				1-1-0			
2-6-1		0-0-0		0-0-0				NON-CONFERENCE				0-1-0				0-0-0				2-5-1			
1-2-0		0-0-0		0-0-0				HOME				0-0-0				0-0-0				1-2-0			
1-3-1		0-0-0		0-0-				AWAY				0-1-0				0-0-0				1-2-1			
0-1-0		0-0-0		0-0-0				NEUTRAL				0-0-0				0-0-0				0-1-0			
1-5-1		0-0-0		0-0-0				CONFERENCE				0-2-0				0-1-0				1-2-1			
0-3-1		0-0-0		0-0-0				HOME				0-1-0				0-1-0				0-1-1			
0-2-0		0-0-0		0-0-0				AWAY				0-1-0				0-0-0				0-1-0			
1-0-0		0-0-0		0-0-0				NEUTRAL				0-0-0				0-0-0				1-0-0			
RPI	S	Opponent		Score		RPI	S	Opponent		Score		RPI	S	Opponent		Score		RPI	S	Opponent		Score	

Non-Div. I Games:

Chattanooga

Average RPI Win:	319	WON-LOST RECORD	WINNING PCT. RANK	LAST 10 GAMES	STRENGTH OF SCHEDULE	OPP. STRENGTH OF SCHEDULE	TEAM RPI	ADJ RPI	CONF. RPI	ADJ CONF. RPI	
Average RPI Loss:	185										
DIV. I ONLY	3-11-2	.25	296	1-7-2	258	297	301	.39212	299	24	24
DIV. I NON-CONF.	2-6-0	.25	277	0-2-0	219	285	284	.40751	284	25	25
<hr/>											
TOTALS	RPI 1-25	RPI 26-50		W-L RECORDS	RPI 51-100		RPI 101-150		RPI 150+		
3-11-2	0-0-0	0-1-0		OVERALL	0-1-0		0-1-0		3-8-2		
0-5-1	0-0-0	0-1-0		HOME	0-0-0		0-1-0		0-3-1		
2-6-1	0-0-0	0-0-0		AWAY	0-1-0		0-0-0		2-5-1		
1-0-0	0-0-0	0-0-0		NEUTRAL	0-0-0		0-0-0		1-0-0		
<hr/>											
2-6-0	0-0-0	0-1-0		NON-CONFERENCE	0-1-0		0-1-0		2-3-0		
0-3-0	0-0-0	0-1-0		HOME	0-0-0		0-1-0		0-1-0		
1-3-0	0-0-0	0-0-		AWAY	0-1-0		0-0-0		1-2-0		
1-0-0	0-0-0	0-0-0		NEUTRAL	0-0-0		0-0-0		1-0-0		
<hr/>											
1-5-2	0-0-0	0-0-0		CONFERENCE	0-0-0		0-0-0		1-5-2		
0-2-1	0-0-0	0-0-0		HOME	0-0-0		0-0-0		0-2-1		
1-3-1	0-0-0	0-0-0		AWAY	0-0-0		0-0-0		1-3-1		
0-0-0	0-0-0	0-0-0		NEUTRAL	0-0-0		0-0-0		0-0-0		
<hr/>											
RPI S	Opponent	Score	RPI S	Opponent	Score	RPI S	Opponent	Score	RPI S	Opponent	Score
			49 H	North Texas	0 2	61 A	Tulsa	0 4	142 H	Baylor	1 7
									152 H	Houston Baptist	2 3
									166 A	Southeastern La.	1 7
									209 A	Oral Roberts	1 3
									220 A	Houston	0 4
									228 H	Central Ark.	0 2
									237 A	McNeese St.	0 1
									273 A	Lamar	1 1
									274 H	Northwestern St.	0 0
									281 H	Prairie View	2 3
									290 A	A&M-Corpus Christi	0 1
									314 A	Nicholls St.	2 1
									316 A	UTRGV	1 0
									328 N	South Carolina St.	1 0
<hr/>											
LAST 10 GAMES											
			273 A	Lamar	1 1	314 A	Nicholls St.	2 1			
			237 A	McNeese St.	0 1	166 A	Southeastern La.	1 7			
			290 A	A&M-Corpus Christi	0 1	152 H	Houston Baptist	2 3			
			274 H	Northwestern St.	0 0	61 A	Tulsa	0 4			
			228 H	Central Ark.	0 2	209 A	Oral Roberts	1 3			

Non-Div. I Games:

Incarnate Word

Average RPI Win: 258		WON-LOST RECORD		WINNING PCT. RANK		LAST 10 GAMES		STRENGTH OF SCHEDULE		OPP. STRENGTH OF SCHEDULE		TEAM RPI		ADJ RPI		CONF. RPI		ADJ CONF. RPI	
DIV. I ONLY		4-11-0		.26667 290		2-8-0		288		253		303		.39125 300		30		29	
DIV. I NON-CONF.		3-6-0		.33333 252		1-3-0		271		245		278		.41541 277		28		28	
TOTALS		RPI 1-25		RPI 26-50		W-L RECORDS		RPI 51-100		RPI 101-150		RPI 150+							
4-11-0		0-0-0		0-0-0		OVERALL		0-2-0		0-1-0		4-8-0							
3-3-0		0-0-0		0-0-0		HOME		0-1-0		0-1-0		3-1-0							
1-8-0		0-0-0		0-0-0		AWAY		0-1-0		0-0-0		1-7-0							
0-0-0		0-0-0		0-0-0		NEUTRAL		0-0-0		0-0-0		0-0-0							
3-6-0		0-0-0		0-0-0		NON-CONFERENCE		0-1-0		0-1-0		3-4-0							
2-1-0		0-0-0		0-0-0		HOME		0-0-0		0-1-0		2-0-0							
1-5-0		0-0-0		0-0-		AWAY		0-1-0		0-0-0		1-4-0							
0-0-0		0-0-0		0-0-0		NEUTRAL		0-0-0		0-0-0		0-0-0							
1-5-0		0-0-0		0-0-0		CONFERENCE		0-1-0		0-0-0		1-4-0							
1-2-0		0-0-0		0-0-0		HOME		0-1-0		0-0-0		1-1-0							
0-3-0		0-0-0		0-0-0		AWAY		0-0-0		0-0-0		0-3-0							
0-0-0		0-0-0		0-0-0		NEUTRAL		0-0-0		0-0-0		0-0-0							
RPI S	Opponent	Score		RPI S	Opponent	Score		RPI S	Opponent	Score		RPI S	Opponent	Score					
								92 A	Dartmouth	0	6	133 H	Saint Joseph's	2	4				
								93 H	Fairleigh Dickinson	2	4	155 A	Brown	2	3				
												172 H	Central Conn. St.	1	0				
												173 A	Hartford	0	1				
												186 A	Yale	0	4				
												224 A	Stony Brook	2	0				
												229 A	Army West Point	2	4				
												263 A	Saint Francis (PA)	0	3				
												272 A	Robert Morris	2	3				
												301 H	Mt. St. Mary's	1	2				
												309 A	Bryant	0	1				
												312 H	Canisius	3	1				
												322 H	Iona	3	2				
LAST 10 GAMES																			
								301 H	Mt. St. Mary's	1	2	309 A	Bryant	0	1				
								172 H	Central Conn. St.	1	0	155 A	Brown	2	3				
								263 A	Saint Francis (PA)	0	3	92 A	Dartmouth	0	6				
								272 A	Robert Morris	2	3	322 H	Iona	3	2				
								93 H	Fairleigh Dickinson	2	4	186 A	Yale	0	4				

Non-Div. I Games:

Sacred Heart

Average RPI Win:	285	WON-LOST RECORD	WINNING PCT. RANK	LAST 10 GAMES	STRENGTH OF SCHEDULE	OPP. STRENGTH OF SCHEDULE	TEAM RPI	ADJ RPI	CONF. RPI	ADJ CONF. RPI			
DIV. I ONLY		3-12-2	.23529 303	3-5-2	253	282	300	.38935 301	30	29			
DIV. I NON-CONF.		1-10-0	.09091 317	1-3-0	209	272	305	.36958 304	28	28			
<hr/>													
TOTALS	RPI 1-25	RPI 26-50		W-L RECORDS	RPI 51-100		RPI 101-150		RPI 150+				
3-12-2	0-0-0	0-0-0		OVERALL	0-1-0		0-3-0		3-8-2				
2-5-1	0-0-0	0-0-0		HOME	0-0-0		0-1-0		2-4-1				
1-6-1	0-0-0	0-0-0		AWAY	0-1-0		0-2-0		1-3-1				
0-1-0	0-0-0	0-0-0		NEUTRAL	0-0-0		0-0-0		0-1-0				
<hr/>													
1-10-0	0-0-0	0-0-0		NON-CONFERENCE	0-0-0		0-3-0		1-7-0				
1-4-0	0-0-0	0-0-0		HOME	0-0-0		0-1-0		1-3-0				
0-5-0	0-0-0	0-0-		AWAY	0-0-0		0-2-0		0-3-0				
0-1-0	0-0-0	0-0-0		NEUTRAL	0-0-0		0-0-0		0-1-0				
<hr/>													
2-2-2	0-0-0	0-0-0		CONFERENCE	0-1-0		0-0-0		2-1-2				
1-1-1	0-0-0	0-0-0		HOME	0-0-0		0-0-0		1-1-1				
1-1-1	0-0-0	0-0-0		AWAY	0-1-0		0-0-0		1-0-1				
0-0-0	0-0-0	0-0-0		NEUTRAL	0-0-0		0-0-0		0-0-0				
<hr/>													
RPI S	Opponent	Score	RPI S	Opponent	Score	RPI S	Opponent	Score	RPI S	Opponent	Score		
						93 A	Fairleigh Dickinson	0	3	120 H	High Point	1	2
						124 A	VCU	0	6				
						131 A	Penn	0	3				
						168 H	Rider	2	3				
						172 H	Central Conn. St.	0	0				
						177 A	Lehigh	0	7				
						183 N	Towson	0	4				
						185 H	Bucknell	0	2				
						245 H	UMBC	3	0				
						263 H	Saint Francis (PA)	1	2				
						275 A	Howard	1	7				
						283 H	American	1	2				
						300 A	Sacred Heart	2	1				
						302 A	Delaware St.	1	2				
						309 A	Bryant	0	0				
						310 H	LIU Brooklyn	3	0				
						<hr/>							
			LAST 10 GAMES										
			300 A Sacred Heart			2	1	93 A Fairleigh Dickinson				0	3
			309 A Bryant			0	0	302 A Delaware St.				1	2
			310 H LIU Brooklyn			3	0	124 A VCU				0	6
			172 H Central Conn. St.			0	0	275 A Howard				1	7
			263 H Saint Francis (PA)			1	2	245 H UMBC				3	0

**Non-Div. I Games:**

Mt. St. Mary's

Average RPI Win: 272		WON-LOST	WINNING	LAST 10	STRENGTH OF		OPP. STRENGTH	TEAM	ADJ		CONF.	ADJ CONF.			
Average RPI Loss: 208		RECORD	PCT. RANK	GAMES	SCHEDULE		OF SCHEDULE	RPI	RPI		RPI	RPI			
DIV. I ONLY		6-9-1	.40625	220	5-5-0		325	300	299	.38745	302	32	32		
DIV. I NON-CONF.		5-9-1	.36667	242	4-5-0		304	274	292	.39245	293	32	32		
TOTALS		RPI 1-25	RPI 26-50		W-L RECORDS		RPI 51-100		RPI 101-150		RPI 150+				
6-9-1	0-0-0	0-0-0		OVERALL		0-2-0		1-0-0		5-7-1					
3-4-1	0-0-0	0-0-0		HOME		0-0-0		1-0-0		2-4-1					
3-5-0	0-0-0	0-0-0		AWAY		0-2-0		0-0-0		3-3-0					
0-0-0	0-0-0	0-0-0		NEUTRAL		0-0-0		0-0-0		0-0-0					
5-9-1	0-0-0	0-0-0		NON-CONFERENCE		0-2-0		1-0-0		4-7-1					
2-4-1	0-0-0	0-0-0		HOME		0-0-0		1-0-0		1-4-1					
3-5-0	0-0-0	0-0-		AWAY		0-2-0		0-0-0		3-3-0					
0-0-0	0-0-0	0-0-0		NEUTRAL		0-0-0		0-0-0		0-0-0					
1-0-0	0-0-0	0-0-0		CONFERENCE		0-0-0		0-0-0		1-0-0					
1-0-0	0-0-0	0-0-0		HOME		0-0-0		0-0-0		1-0-0					
0-0-0	0-0-0	0-0-0		AWAY		0-0-0		0-0-0		0-0-0					
0-0-0	0-0-0	0-0-0		NEUTRAL		0-0-0		0-0-0		0-0-0					
RPI	S	Opponent	Score	RPI	S	Opponent	Score	RPI	S	Opponent	Score				
				59 A George Washington				0	2	126 H Manhattan		2	1		
				62 A Temple				0	5	168 A Rider				0	3
										197 H Lafayette				0	1
										221 H Quinnipiac				0	2
										245 H UMBC				0	1
										256 A Marist				2	0
										283 H American				0	1
										296 A UMass Lowell				2	1
										301 H Mt. St. Mary's				2	1
										310 A LIU Brooklyn				1	2
										319 H Wagner				1	1
										323 A NJIT				2	0
										325 A Saint Peter's				1	2
										332 H Hampton				11	0
LAST 10 GAMES															
310 A LIU Brooklyn				1	2	325 A Saint Peter's				1	2				
256 A Marist				2	0	59 A George Washington				0	2				
332 H Hampton				11	0	245 H UMBC				0	1				
323 A NJIT				2	0	283 H American				0	1				
301 H Mt. St. Mary's				2	1	126 H Manhattan				2	1				

Non-Div. I Games:

Delaware St.

Average RPI Win: 290		WON-LOST	WINNING	LAST 10	STRENGTH OF	OPP. STRENGTH	TEAM	ADJ	CONF.	ADJ CONF.								
Average RPI Loss: 207		RECORD	PCT. RANK	GAMES	SCHEDULE	OF SCHEDULE	RPI	RPI	RPI	RPI								
DIV. I ONLY		3-10-2	.26667	290	3-4-2	276	309	302	.38622	303	29	30						
DIV. I NON-CONF.		1-8-1	.15	301	1-2-1	176	300	295	.38885	295	30	30						
<hr/>																		
TOTALS		RPI 1-25		RPI 26-50		W-L RECORDS		RPI 51-100		RPI 101-150		RPI 150+						
3-10-2	0-0-0	0-0-0		OVERALL		0-3-0		0-0-0		3-7-2								
1-4-0	0-0-0	0-0-0		HOME		0-2-0		0-0-0		1-2-0								
2-6-2	0-0-0	0-0-0		AWAY		0-1-0		0-0-0		2-5-2								
0-0-0	0-0-0	0-0-0		NEUTRAL		0-0-0		0-0-0		0-0-0								
<hr/>																		
1-8-1	0-0-0	0-0-0		NON-CONFERENCE		0-3-0		0-0-0		1-5-1								
0-2-0	0-0-0	0-0-0		HOME		0-2-0		0-0-0		0-0-0								
1-6-1	0-0-0	0-0-		AWAY		0-1-0		0-0-0		1-5-1								
0-0-0	0-0-0	0-0-0		NEUTRAL		0-0-0		0-0-0		0-0-0								
<hr/>																		
2-2-1	0-0-0	0-0-0		CONFERENCE		0-0-0		0-0-0		2-2-1								
1-2-0	0-0-0	0-0-0		HOME		0-0-0		0-0-0		1-2-0								
1-0-1	0-0-0	0-0-0		AWAY		0-0-0		0-0-0		1-0-1								
0-0-0	0-0-0	0-0-0		NEUTRAL		0-0-0		0-0-0		0-0-0								
<hr/>																		
RPI S	Opponent	Score	RPI S	Opponent	Score	RPI S	Opponent	Score	RPI S	Opponent	Score							
						76 H	Western Mich.	0 3	190 A	Northern Ky.	1 3							
						88 H	Ball St.	0 3	201 A	Saint Louis	0 5							
						96 A	Butler	1 2	209 H	Oral Roberts	0 1							
									234 A	Detroit	0 0							
									259 A	IUPUI	2 2							
									271 A	Bowling Green	0 3							
									272 A	Robert Morris	3 2							
									280 H	Omaha	2 1							
									289 A	Youngstown St.	1 2							
									317 A	Western Ill.	1 0							
									321 A	Eastern Ill.	1 3							
									326 H	Denver	0 1							
						<hr/>												
						LAST 10 GAMES												
						209 H Oral Roberts			0 1	272 A Robert Morris			3 2					
326 H Denver			0 1	234 A Detroit			0 0											
280 H Omaha			2 1	96 A Butler			1 2											
259 A IUPUI			2 2	289 A Youngstown St.			1 2											
317 A Western Ill.			1 0	201 A Saint Louis			0 5											

Non-Div. I Games: Taylor (IN) 7 0

IPFW

Average RPI Win:	308	WON-LOST RECORD	WINNING PCT. RANK	LAST 10 GAMES	STRENGTH OF SCHEDULE	OPP. STRENGTH OF SCHEDULE	TEAM RPI	ADJ RPI	CONF. RPI	ADJ CONF. RPI			
Average RPI Loss:	209												
DIV. I ONLY	5-9-1	.36667	240	5-5-0	316	322	305	.38577	304	31	31		
DIV. I NON-CONF.	0-7-1	.0625	320	0-3-0	248	224	314	.35492	314	31	31		
<hr/>													
TOTALS	RPI 1-25	RPI 26-50		W-L RECORDS	RPI 51-100		RPI 101-150		RPI 150+				
5-9-1	0-0-0	0-0-0		OVERALL	0-1-0		0-1-0		5-7-1				
3-3-0	0-0-0	0-0-0		HOME	0-1-0		0-1-0		3-1-0				
2-6-1	0-0-0	0-0-0		AWAY	0-0-0		0-0-0		2-6-1				
0-0-0	0-0-0	0-0-0		NEUTRAL	0-0-0		0-0-0		0-0-0				
<hr/>													
0-7-1	0-0-0	0-0-0		NON-CONFERENCE	0-1-0		0-1-0		0-5-1				
0-3-0	0-0-0	0-0-0		HOME	0-1-0		0-1-0		0-1-0				
0-4-1	0-0-0	0-0-		AWAY	0-0-0		0-0-0		0-4-1				
0-0-0	0-0-0	0-0-0		NEUTRAL	0-0-0		0-0-0		0-0-0				
<hr/>													
5-2-0	0-0-0	0-0-0		CONFERENCE	0-0-0		0-0-0		5-2-0				
3-0-0	0-0-0	0-0-0		HOME	0-0-0		0-0-0		3-0-0				
2-2-0	0-0-0	0-0-0		AWAY	0-0-0		0-0-0		2-2-0				
0-0-0	0-0-0	0-0-0		NEUTRAL	0-0-0		0-0-0		0-0-0				
<hr/>													
RPI S	Opponent	Score	RPI S	Opponent	Score	RPI S	Opponent	Score	RPI S	Opponent	Score		
						64 H	Troy	2	3	141 H	Georgia St.	0	5
						196 A	Northern Ariz.	0	6				
						205 H	Ga. Southern	2	10				
						206 A	Jacksonville St.	0	7				
						231 A	Grand Canyon	0	4				
						257 A	Mississippi Val.	1	5				
						269 A	Austin Peay	2	10				
						270 H	Jackson St.	2	0				
						275 H	Howard	1	0				
						311 A	USC Upstate	3	3				
						315 A	Ark.-Pine Bluff	1	2				
						329 A	Grambling	1	0				
						331 H	Southern U.	6	0				
						333 A	Alcorn	9	0				
						<hr/>							
			LAST 10 GAMES										
			257 A Mississippi Val.			1	5	329 A Grambling			1	0	
			333 A Alcorn			9	0	275 H Howard			1	0	
			270 H Jackson St.			2	0	269 A Austin Peay			2	10	
			331 H Southern U.			6	0	206 A Jacksonville St.			0	7	
			315 A Ark.-Pine Bluff			1	2	205 H Ga. Southern			2	10	

Non-Div. I Games:

Alabama St.



Average RPI Win:	0	WON-LOST	WINNING	LAST 10	STRENGTH OF	OPP. STRENGTH	TEAM	ADJ	CONF.	ADJ CONF.		
Average RPI Loss:	175	RECORD	PCT. RANK	GAMES	SCHEDULE	OF SCHEDULE	RPI	RPI	RPI	RPI		
DIV. I ONLY		0-14-1	.03333	330	0-10-0	129	254	309	.38469	305	19	19
DIV. I NON-CONF.		0-7-1	.0625	320	0-3-0	74	229	276	.41813	276	18	18
<hr/>												
TOTALS	RPI 1-25	RPI 26-50		W-L RECORDS		RPI 51-100		RPI 101-150		RPI 150+		
0-14-1	0-0-0	0-1-0		OVERALL		0-0-0		0-5-0		0-8-1		
0-6-1	0-0-0	0-1-0		HOME		0-0-0		0-3-0		0-2-1		
0-8-0	0-0-0	0-0-0		AWAY		0-0-0		0-2-0		0-6-0		
0-0-0	0-0-0	0-0-0		NEUTRAL		0-0-0		0-0-0		0-0-0		
<hr/>												
0-7-1	0-0-0	0-1-0		NON-CONFERENCE		0-0-0		0-3-0		0-3-1		
0-2-1	0-0-0	0-1-0		HOME		0-0-0		0-1-0		0-0-1		
0-5-0	0-0-0	0-0-		AWAY		0-0-0		0-2-0		0-3-0		
0-0-0	0-0-0	0-0-0		NEUTRAL		0-0-0		0-0-0		0-0-0		
<hr/>												
0-7-0	0-0-0	0-0-0		CONFERENCE		0-0-0		0-2-0		0-5-0		
0-4-0	0-0-0	0-0-0		HOME		0-0-0		0-2-0		0-2-0		
0-3-0	0-0-0	0-0-0		AWAY		0-0-0		0-0-0		0-3-0		
0-0-0	0-0-0	0-0-0		NEUTRAL		0-0-0		0-0-0		0-0-0		
<hr/>												
RPI	S	Opponent	Score	RPI	S	Opponent	Score	RPI	S	Opponent	Score	
				37	H	Cal St. Fullerton	2 4					
								118	H	Idaho	1 2	
								121	H	Eastern Wash.	2 3	
								130	A	UC Irvine	1 3	
								138	A	Utah Valley	1 5	
								150	H	Missouri St.	1 2	
								161	A	Utah St.	3 5	
								171	H	Boise St.	1 1	
								174	A	New Mexico	1 4	
								176	A	Northern Colo.	0 3	
								189	H	Montana	1 2	
								218	A	Wyoming	0 3	
								265	A	Portland St.	1 4	
								266	H	Sacramento St.	2 3	
								306	A	North Dakota	2 3	
<hr/>												
LAST 10 GAMES												
				189	H	Montana	1 2	121	H	Eastern Wash.	2 3	
				266	H	Sacramento St.	2 3	118	H	Idaho	1 2	
				265	A	Portland St.	1 4	218	A	Wyoming	0 3	
				306	A	North Dakota	2 3	161	A	Utah St.	3 5	
				176	A	Northern Colo.	0 3	138	A	Utah Valley	1 5	

Non-Div. I Games: Westminster (UT) 2 1

Idaho St.

Average RPI Win: 277		WON-LOST	WINNING	LAST 10	STRENGTH OF	OPP. STRENGTH	TEAM	ADJ	CONF.	ADJ CONF.		
Average RPI Loss: 208		RECORD	PCT. RANK	GAMES	SCHEDULE	OF SCHEDULE	RPI	RPI	RPI	RPI		
DIV. I ONLY		4-9-2	.33333	259	2-7-1	321	232	304	.38437	306	19	19
DIV. I NON-CONF.		2-5-1	.3125	258	0-3-0	294	301	296	.38734	296	18	18
<hr/>												
TOTALS		RPI 1-25	RPI 26-50		W-L RECORDS		RPI 51-100		RPI 101-150		RPI 150+	
4-9-2		0-0-0	0-1-0		OVERALL		0-0-0		0-1-0		4-7-2	
3-2-1		0-0-0	0-0-0		HOME		0-0-0		0-1-0		3-1-1	
1-7-1		0-0-0	0-1-0		AWAY		0-0-0		0-0-0		1-6-1	
0-0-0		0-0-0	0-0-0		NEUTRAL		0-0-0		0-0-0		0-0-0	
2-5-1		0-0-0	0-1-0		NON-CONFERENCE		0-0-0		0-0-0		2-4-1	
1-1-1		0-0-0	0-0-0		HOME		0-0-0		0-0-0		1-1-1	
1-4-0		0-0-0	0-0-		AWAY		0-0-0		0-0-0		1-3-0	
0-0-0		0-0-0	0-0-0		NEUTRAL		0-0-0		0-0-0		0-0-0	
2-4-1		0-0-0	0-0-0		CONFERENCE		0-0-0		0-1-0		2-3-1	
2-1-0		0-0-0	0-0-0		HOME		0-0-0		0-1-0		2-0-0	
0-3-1		0-0-0	0-0-0		AWAY		0-0-0		0-0-0		0-3-1	
0-0-0		0-0-0	0-0-0		NEUTRAL		0-0-0		0-0-0		0-0-0	
RPI	S	Opponent	Score	RPI	S	Opponent	Score	RPI	S	Opponent	Score	
				48	A	Northwestern	0 2			144	H Weber St.	2 3
										163	A Southern Utah	1 1
										165	A North Dakota St.	0 1
										182	A South Dakota St.	0 1
										189	H Montana	2 1
										196	A Northern Ariz.	0 2
										265	A Portland St.	1 2
										266	A Sacramento St.	0 2
										280	H Omaha	1 1
										294	A UNI	0 2
										305	H Idaho St.	3 2
										307	H South Dakota	4 0
										308	A Northern Ill.	2 1
										313	H Green Bay	1 2
<hr/>												
LAST 10 GAMES												
				266	A	Sacramento St.	0 2	144	H	Weber St.	2 3	
				265	A	Portland St.	1 2	189	H	Montana	2 1	
				196	A	Northern Ariz.	0 2	182	A	South Dakota St.	0 1	
				163	A	Southern Utah	1 1	294	A	UNI	0 2	
				305	H	Idaho St.	3 2	165	A	North Dakota St.	0 1	

Non-Div. I Games:

North Dakota

Average RPI Win: 309		WON-LOST	WINNING	LAST 10	STRENGTH OF		OPP. STRENGTH	TEAM	ADJ		CONF.	ADJ CONF.	
Average RPI Loss: 192		RECORD	PCT. RANK	GAMES	SCHEDULE		OF SCHEDULE	RPI	RPI		RPI	RPI	
DIV. I ONLY		5-11-0	.3125	274	3-7-0		308	293	306	.38364	307	29	30
DIV. I NON-CONF.		3-8-0	.27273	274	1-4-0		308	276	307	.36593	307	30	30
TOTALS		RPI 1-25	RPI 26-50		W-L RECORDS		RPI 51-100		RPI 101-150		RPI 150+		
5-11-0		0-0-0	0-0-0		OVERALL		0-1-0		0-1-0		5-9-0		
3-4-0		0-0-0	0-0-0		HOME		0-1-0		0-0-0		3-3-0		
2-6-0		0-0-0	0-0-0		AWAY		0-0-0		0-1-0		2-5-0		
0-1-0		0-0-0	0-0-0		NEUTRAL		0-0-0		0-0-0		0-1-0		
3-8-0		0-0-0	0-0-0		NON-CONFERENCE		0-1-0		0-1-0		3-6-0		
2-3-0		0-0-0	0-0-0		HOME		0-1-0		0-0-0		2-2-0		
1-4-0		0-0-0	0-0-		AWAY		0-0-0		0-1-0		1-3-0		
0-1-0		0-0-0	0-0-0		NEUTRAL		0-0-0		0-0-0		0-1-0		
2-3-0		0-0-0	0-0-0		CONFERENCE		0-0-0		0-0-0		2-3-0		
1-1-0		0-0-0	0-0-0		HOME		0-0-0		0-0-0		1-1-0		
1-2-0		0-0-0	0-0-0		AWAY		0-0-0		0-0-0		1-2-0		
0-0-0		0-0-0	0-0-0		NEUTRAL		0-0-0		0-0-0		0-0-0		
RPI S	Opponent	Score	RPI S	Opponent	Score	RPI S	Opponent	Score	RPI S	Opponent	Score		
						73 H	UC Riverside	0 2	118 A	Idaho	1 4		
									153 A	Creighton	0 1		
									163 N	Southern Utah	1 3		
									165 A	North Dakota St.	0 1		
									182 A	South Dakota St.	0 2		
									190 H	Iowa St.	0 3		
									209 H	Oral Roberts	0 1		
									242 H	Drake	2 6		
									280 A	Omaha	2 0		
									294 H	UNI	1 0		
									306 A	North Dakota	0 4		
									313 H	Green Bay	4 3		
									316 A	UTRGV	0 1		
									326 H	Denver	4 1		
									330 A	Chicago St.	4 0		
LAST 10 GAMES													
						280 A	Omaha	2 0	73 H	UC Riverside	0 2		
						182 A	South Dakota St.	0 2	294 H	UNI	1 0		
						165 A	North Dakota St.	0 1	118 A	Idaho	1 4		
						326 H	Denver	4 1	163 N	Southern Utah	1 3		
						209 H	Oral Roberts	0 1	316 A	UTRGV	0 1		

Non-Div. I Games:

South Dakota

Average RPI Win: 214		WON-LOST RECORD		WINNING PCT. RANK		LAST 10 GAMES		STRENGTH OF SCHEDULE		OPP. STRENGTH OF SCHEDULE		TEAM RPI		ADJ RPI		CONF. RPI		ADJ CONF. RPI	
DIV. I ONLY		1-12-1		.10714 324		1-8-1		172		262		308		.38329 308		17		17	
DIV. I NON-CONF.		0-6-0		0 325		0-2-0		187		317		322		.34609 320		16		17	
TOTALS		RPI 1-25		RPI 26-50		W-L RECORDS		RPI 51-100		RPI 101-150		RPI 150+							
1-12-1		0-0-0		0-0-0		OVERALL		0-1-0		0-2-1		1-9-0							
1-5-1		0-0-0		0-0-0		HOME		0-1-0		0-0-1		1-4-0							
0-6-0		0-0-0		0-0-0		AWAY		0-0-0		0-2-0		0-4-0							
0-1-0		0-0-0		0-0-0		NEUTRAL		0-0-0		0-0-0		0-1-0							
0-6-0		0-0-0		0-0-0		NON-CONFERENCE		0-0-0		0-1-0		0-5-0							
0-2-0		0-0-0		0-0-0		HOME		0-0-0		0-0-0		0-2-0							
0-3-0		0-0-0		0-0-		AWAY		0-0-0		0-1-0		0-2-0							
0-1-0		0-0-0		0-0-0		NEUTRAL		0-0-0		0-0-0		0-1-0							
1-6-1		0-0-0		0-0-0		CONFERENCE		0-1-0		0-1-1		1-4-0							
1-3-1		0-0-0		0-0-0		HOME		0-1-0		0-0-1		1-2-0							
0-3-0		0-0-0		0-0-0		AWAY		0-0-0		0-1-0		0-2-0							
0-0-0		0-0-0		0-0-0		NEUTRAL		0-0-0		0-0-0		0-0-0							
RPI S	Opponent	Score		RPI S	Opponent	Score		RPI S	Opponent	Score		RPI S	Opponent	Score					
								88 H	Ball St.	0	4	127 H	Miami (OH)	0	0				
												140 A	Kent St.	3	7				
												142 A	Baylor	0	2				
												153 A	Creighton	1	4				
												154 A	Buffalo	1	4				
												170 H	Milwaukee	1	2				
												211 H	Central Mich.	0	2				
												214 H	Toledo	2	0				
												216 N	La.-Lafayette	1	2				
												232 A	Ohio	1	2				
												243 H	Akron	1	2				
												280 A	Omaha	1	2				
												306 H	North Dakota	1	2				
LAST 10 GAMES																			
						127 H	Miami (OH)	0	0	232 A	Ohio	1	2						
						88 H	Ball St.	0	4	211 H	Central Mich.	0	2						
						154 A	Buffalo	1	4	214 H	Toledo	2	0						
						243 H	Akron	1	2	216 N	La.-Lafayette	1	2						
						140 A	Kent St.	3	7	142 A	Baylor	0	2						

Non-Div. I Games: Lewis 2 1

Northern Ill.

Average RPI Win: 294		WON-LOST RECORD	WINNING PCT. RANK	LAST 10 GAMES	STRENGTH OF SCHEDULE	OPP. STRENGTH OF SCHEDULE	TEAM RPI	ADJ RPI		CONF. RPI	ADJ CONF. RPI		
Average RPI Loss: 218													
DIV. I ONLY		4-9-2	.33333	259	3-5-2	315	292	307	.38098	309	30	29	
DIV. I NON-CONF.		1-8-1	.15	301	0-4-1	266	270	309	.36093	311	28	28	
<hr/>													
TOTALS		RPI 1-25		RPI 26-50		W-L RECORDS		RPI 51-100		RPI 101-150		RPI 150+	
4-9-2		0-0-0		0-0-0		OVERALL		0-1-0		0-1-0		4-7-2	
2-2-1		0-0-0		0-0-0		HOME		0-0-0		0-0-0		2-2-1	
2-7-1		0-0-0		0-0-0		AWAY		0-1-0		0-1-0		2-5-1	
0-0-0		0-0-0		0-0-0		NEUTRAL		0-0-0		0-0-0		0-0-0	
<hr/>													
1-8-1		0-0-0		0-0-0		NON-CONFERENCE		0-1-0		0-1-0		1-6-1	
0-2-0		0-0-0		0-0-0		HOME		0-0-0		0-0-0		0-2-0	
1-6-1		0-0-0		0-0-		AWAY		0-1-0		0-1-0		1-4-1	
0-0-0		0-0-0		0-0-0		NEUTRAL		0-0-0		0-0-0		0-0-0	
<hr/>													
3-1-1		0-0-0		0-0-0		CONFERENCE		0-0-0		0-0-0		3-1-1	
2-0-1		0-0-0		0-0-0		HOME		0-0-0		0-0-0		2-0-1	
1-1-0		0-0-0		0-0-0		AWAY		0-0-0		0-0-0		1-1-0	
0-0-0		0-0-0		0-0-0		NEUTRAL		0-0-0		0-0-0		0-0-0	
<hr/>													
RPI	S	Opponent	Score	RPI	S	Opponent	Score	RPI	S	Opponent	Score		
								98	A	Providence	0	1	
								140	A	Kent St.	0	6	
								155	A	Brown	0	0	
								173	A	Hartford	0	5	
								178	A	Massachusetts	0	3	
								243	A	Akron	0	4	
								263	A	Saint Francis (PA)	0	3	
								272	A	Robert Morris	1	0	
								277	A	Holy Cross	0	1	
								286	A	Fairfield	3	1	
								295	H	Rhode Island	2	4	
								296	H	UMass Lowell	0	2	
								300	H	Sacred Heart	1	0	
								301	H	Mt. St. Mary's	0	0	
								319	H	Wagner	2	1	
<hr/>													
LAST 10 GAMES													
				301	H	Mt. St. Mary's	0	0	155	A	Brown	0	0
				272	A	Robert Morris	1	0	277	A	Holy Cross	0	1
				263	A	Saint Francis (PA)	0	3	296	H	UMass Lowell	0	2
				319	H	Wagner	2	1	173	A	Hartford	0	5
				300	H	Sacred Heart	1	0	178	A	Massachusetts	0	3

Non-Div. I Games:

Bryant

Average RPI Win: 318		WON-LOST RECORD		WINNING PCT. RANK		LAST 10 GAMES		STRENGTH OF SCHEDULE		OPP. STRENGTH OF SCHEDULE		TEAM RPI		ADJ RPI		CONF. RPI		ADJ CONF. RPI	
DIV. I ONLY		4-12-0		.25 296		2-8-0		299		274		311		.37973 310		30		29	
DIV. I NON-CONF.		4-7-0		.36364 243		2-3-0		256		284		270		.422 272		28		28	
TOTALS		RPI 1-25		RPI 26-50		W-L RECORDS		RPI 51-100		RPI 101-150		RPI 150+							
4-12-0		0-1-0		0-0-0		OVERALL		0-1-0		0-3-0		4-7-0							
2-3-0		0-0-0		0-0-0		HOME		0-1-0		0-0-0		2-2-0							
2-8-0		0-1-0		0-0-0		AWAY		0-0-0		0-2-0		2-5-0							
0-1-0		0-0-0		0-0-0		NEUTRAL		0-0-0		0-1-0		0-0-0							
4-7-0		0-1-0		0-0-0		NON-CONFERENCE		0-0-0		0-3-0		4-3-0							
2-1-0		0-0-0		0-0-0		HOME		0-0-0		0-0-0		2-1-0							
2-5-0		0-1-0		0-0-		AWAY		0-0-0		0-2-0		2-2-0							
0-1-0		0-0-0		0-0-0		NEUTRAL		0-0-0		0-1-0		0-0-0							
0-5-0		0-0-0		0-0-0		CONFERENCE		0-1-0		0-0-0		0-4-0							
0-2-0		0-0-0		0-0-0		HOME		0-1-0		0-0-0		0-1-0							
0-3-0		0-0-0		0-0-0		AWAY		0-0-0		0-0-0		0-3-0							
0-0-0		0-0-0		0-0-0		NEUTRAL		0-0-0		0-0-0		0-0-0							
RPI S	Opponent		Score		RPI S	Opponent		Score		RPI S	Opponent		Score		RPI S	Opponent		Score	
14 A	South Fla.		0 5							93 H	Fairleigh Dickinson		0 3		104 N	FGCU		0 7	
															125 A	Fordham		1 2	
															133 A	Saint Joseph's		0 2	
															172 A	Central Conn. St.		1 5	
															188 A	Maine		1 2	
															212 H	Siena		1 2	
															263 H	Saint Francis (PA)		1 2	
															283 A	American		0 2	
															301 A	Mt. St. Mary's		0 3	
															302 H	Delaware St.		2 1	
															319 A	Wagner		1 2	
															322 A	Iona		2 0	
															323 A	NJIT		2 1	
															325 H	Saint Peter's		5 2	
LAST 10 GAMES																			
															302 H	Delaware St.		2 1	
															93 H	Fairleigh Dickinson		0 3	
															301 A	Mt. St. Mary's		0 3	
															319 A	Wagner		1 2	
															172 A	Central Conn. St.		1 5	
															263 H	Saint Francis (PA)		1 2	
															323 A	NJIT		2 1	
															133 A	Saint Joseph's		0 2	
															188 A	Maine		1 2	
															125 A	Fordham		1 2	

Non-Div. I Games:

LIU Brooklyn

Average RPI Win:		322	WON-LOST RECORD		WINNING PCT. RANK		LAST 10 GAMES		STRENGTH OF SCHEDULE		OPP. STRENGTH OF SCHEDULE		TEAM RPI		ADJ RPI		CONF. RPI		ADJ CONF. RPI		
DIV. I ONLY			2-12-2		.1875 312		1-7-1		248		298		310		.37971 311		25		25		
DIV. I NON-CONF.			1-8-1		.15 301		0-3-0		241		304		306		.37052 303		23		23		
TOTALS		RPI 1-25		RPI 26-50		W-L RECORDS		RPI 51-100		RPI 101-150		RPI 150+									
2-12-2		0-0-0		0-0-0		OVERALL		0-2-0		0-3-0		2-7-2									
1-4-2		0-0-0		0-0-0		HOME		0-0-0		0-1-0		1-3-2									
1-8-0		0-0-0		0-0-0		AWAY		0-2-0		0-2-0		1-4-0									
0-0-0		0-0-0		0-0-0		NEUTRAL		0-0-0		0-0-0		0-0-0									
1-8-1		0-0-0		0-0-0		NON-CONFERENCE		0-1-0		0-2-0		1-5-1									
1-3-1		0-0-0		0-0-0		HOME		0-0-0		0-1-0		1-2-1									
0-5-0		0-0-0		0-0-		AWAY		0-1-0		0-1-0		0-3-0									
0-0-0		0-0-0		0-0-0		NEUTRAL		0-0-0		0-0-0		0-0-0									
1-4-1		0-0-0		0-0-0		CONFERENCE		0-1-0		0-1-0		1-2-1									
0-1-1		0-0-0		0-0-0		HOME		0-0-0		0-0-0		0-1-1									
1-3-0		0-0-0		0-0-0		AWAY		0-1-0		0-1-0		1-1-0									
0-0-0		0-0-0		0-0-0		NEUTRAL		0-0-0		0-0-0		0-0-0									
RPI	S	Opponent		Score		RPI	S	Opponent		Score		RPI	S	Opponent		Score					
																</					

Non-Div. I Games:

USC Upstate

Average RPI Win:	308	WON-LOST	WINNING	LAST 10	STRENGTH OF	OPP. STRENGTH	TEAM	ADJ	CONF.	ADJ CONF.		
Average RPI Loss:	205	RECORD	PCT. RANK	GAMES	SCHEDULE	OF SCHEDULE	RPI	RPI	RPI	RPI		
DIV. I ONLY		4-10-2	.3125	274	3-7-0	313	305	312	.37714	312	27	27
DIV. I NON-CONF.		2-5-2	.33333	252	1-2-0	326	309	320	.34739	319	29	29
<hr/>												
TOTALS	RPI 1-25	RPI 26-50		W-L RECORDS		RPI 51-100		RPI 101-150		RPI 150+		
4-10-2	0-0-0	0-0-0		OVERALL		0-0-0		0-2-0		4-8-2		
2-3-1	0-0-0	0-0-0		HOME		0-0-0		0-0-0		2-3-1		
2-7-1	0-0-0	0-0-0		AWAY		0-0-0		0-2-0		2-5-1		
0-0-0	0-0-0	0-0-0		NEUTRAL		0-0-0		0-0-0		0-0-0		
<hr/>												
2-5-2	0-0-0	0-0-0		NON-CONFERENCE		0-0-0		0-0-0		2-5-2		
1-1-1	0-0-0	0-0-0		HOME		0-0-0		0-0-0		1-1-1		
1-4-1	0-0-0	0-0-		AWAY		0-0-0		0-0-0		1-4-1		
0-0-0	0-0-0	0-0-0		NEUTRAL		0-0-0		0-0-0		0-0-0		
<hr/>												
2-5-0	0-0-0	0-0-0		CONFERENCE		0-0-0		0-2-0		2-3-0		
1-2-0	0-0-0	0-0-0		HOME		0-0-0		0-0-0		1-2-0		
1-3-0	0-0-0	0-0-0		AWAY		0-0-0		0-2-0		1-1-0		
0-0-0	0-0-0	0-0-0		NEUTRAL		0-0-0		0-0-0		0-0-0		
<hr/>												
RPI	S	Opponent	Score	RPI	S	Opponent	Score	RPI	S	Opponent	Score	
								111	A	Monmouth	0	5
								126	A	Manhattan	0	4
								151	A	Old Dominion	0	3
								154	H	Buffalo	0	2
								212	A	Siena	0	2
								219	A	Cleveland St.	0	2
								221	H	Quinnipiac	0	3
								239	H	St. Bonaventure	1	1
								256	H	Marist	2	1
								272	A	Robert Morris	1	4
								276	A	Binghamton	0	0
								286	H	Fairfield	1	4
								300	A	Sacred Heart	1	3
								322	A	Iona	1	0
								323	H	NJIT	1	0
								332	A	Hampton	16	1
<hr/>												
LAST 10 GAMES												
221 H Quinnipiac				0	3	111 A Monmouth				0	5	
322 A Iona				1	0	126 A Manhattan				0	4	
212 A Siena				0	2	272 A Robert Morris				1	4	
286 H Fairfield				1	4	219 A Cleveland St.				0	2	
256 H Marist				2	1	323 H NJIT				1	0	

Non-Div. I Games:

Canisius



Average RPI Win: 308		WON-LOST RECORD	WINNING PCT. RANK		LAST 10 GAMES		STRENGTH OF SCHEDULE		OPP. STRENGTH OF SCHEDULE		TEAM RPI	ADJ RPI		CONF. RPI	ADJ CONF. RPI	
DIV. I ONLY		3-11-0	.21429	307	2-8-0		267		312		313	.37505	313	22	21	
DIV. I NON-CONF.		2-6-0	.25	277	1-3-0		296		322		308	.36525	308	24	24	
TOTALS		RPI 1-25		RPI 26-50		W-L RECORDS		RPI 51-100		RPI 101-150		RPI 150+				
3-11-0		0-0-0		0-0-0		OVERALL		0-0-0		0-1-0		3-10-0				
1-4-0		0-0-0		0-0-0		HOME		0-0-0		0-1-0		1-3-0				
2-7-0		0-0-0		0-0-0		AWAY		0-0-0		0-0-0		2-7-0				
0-0-0		0-0-0		0-0-0		NEUTRAL		0-0-0		0-0-0		0-0-0				
2-6-0		0-0-0		0-0-0		NON-CONFERENCE		0-0-0		0-1-0		2-5-0				
1-2-0		0-0-0		0-0-0		HOME		0-0-0		0-1-0		1-1-0				
1-4-0		0-0-0		0-0-		AWAY		0-0-0		0-0-0		1-4-0				
0-0-0		0-0-0		0-0-0		NEUTRAL		0-0-0		0-0-0		0-0-0				
1-5-0		0-0-0		0-0-0		CONFERENCE		0-0-0		0-0-0		1-5-0				
0-2-0		0-0-0		0-0-0		HOME		0-0-0		0-0-0		0-2-0				
1-3-0		0-0-0		0-0-0		AWAY		0-0-0		0-0-0		1-3-0				
0-0-0		0-0-0		0-0-0		NEUTRAL		0-0-0		0-0-0		0-0-0				
RPI	S	Opponent	Score	RPI	S	Opponent	Score	RPI	S	Opponent	Score	RPI	S	Opponent	Score	
										121 H	Eastern Wash.	2		4		
										157 A	Valparaiso	1		2		
										169 H	St. Mary's (CA)	0		3		
										170 A	Milwaukee	1		3		
										182 A	South Dakota St.	1		2		
										207 H	Oakland	0		2		
										219 H	Cleveland St.	0		1		
										223 A	Eastern Mich.	1		2		
										234 A	Detroit	0		5		
										289 A	Youngstown St.	1		0		
										294 A	UNI	0		1		
										306 A	North Dakota	2		1		
										307 A	South Dakota	3		4		
										330 H	Chicago St.	7		0		
LAST 10 GAMES																
										157 A	Valparaiso	1		2		
										289 A	Youngstown St.	1		0		
										219 H	Cleveland St.	0		1		
										170 A	Milwaukee	1		3		
										207 H	Oakland	0		2		
										223 A	Eastern Mich.	1		2		
										234 A	Detroit	0		5		
										121 H	Eastern Wash.	2		4		
										330 H	Chicago St.	7		0		
										307 A	South Dakota	3		4		

Non-Div. I Games:

Green Bay

Average RPI Win: 291		WON-LOST RECORD		WINNING PCT. RANK		LAST 10 GAMES		STRENGTH OF SCHEDULE		OPP. STRENGTH OF SCHEDULE		TEAM RPI		ADJ RPI		CONF. RPI		ADJ CONF. RPI	
DIV. I ONLY		4-9-1		.32143 272		3-7-0		324		306		315		.37308 314		24		24	
DIV. I NON-CONF.		2-3-1		.41667 220		1-1-0		330		330		317		.35375 315		25		25	
TOTALS		RPI 1-25		RPI 26-50		W-L RECORDS		RPI 51-100		RPI 101-150		RPI 150+							
4-9-1		0-0-0		0-0-0		OVERALL		0-0-0		0-1-0		4-8-1							
2-3-1		0-0-0		0-0-0		HOME		0-0-0		0-0-0		2-3-1							
2-6-0		0-0-0		0-0-0		AWAY		0-0-0		0-1-0		2-5-0							
0-0-0		0-0-0		0-0-0		NEUTRAL		0-0-0		0-0-0		0-0-0							
2-3-1		0-0-0		0-0-0		NON-CONFERENCE		0-0-0		0-1-0		2-2-1							
2-0-1		0-0-0		0-0-0		HOME		0-0-0		0-0-0		2-0-1							
0-3-0		0-0-0		0-0-		AWAY		0-0-0		0-1-0		0-2-0							
0-0-0		0-0-0		0-0-0		NEUTRAL		0-0-0		0-0-0		0-0-0							
2-6-0		0-0-0		0-0-0		CONFERENCE		0-0-0		0-0-0		2-6-0							
0-3-0		0-0-0		0-0-0		HOME		0-0-0		0-0-0		0-3-0							
2-3-0		0-0-0		0-0-0		AWAY		0-0-0		0-0-0		2-3-0							
0-0-0		0-0-0		0-0-0		NEUTRAL		0-0-0		0-0-0		0-0-0							
RPI	S	Opponent	Score	RPI	S	Opponent	Score	RPI	S	Opponent	Score	RPI	S	Opponent	Score				
										122 A	Mississippi St.	0		4					
										152 A	Houston Baptist	1		3					
										156 H	Abilene Christian	1		4					
										160 A	Stephen F. Austin	0		4					
										194 A	Louisiana Tech	1		4					
										208 A	Sam Houston St.	2		0					
										216 A	La.-Lafayette	0		2					
										237 H	McNeese St.	2		3					
										273 A	Lamar	0		1					
										287 H	Southern Miss.	2		2					
										290 A	A&M-Corpus Christi	2		1					
										299 H	Incarnate Word	1		2					
										331 H	Southern U.	2		0					
										333 H	Alcorn	10		0					
LAST 10 GAMES																			
						208 A	Sam Houston St.	2		0				299 H	Incarnate Word	1		2	
						160 A	Stephen F. Austin	0		4				156 H	Abilene Christian	1		4	
						237 H	McNeese St.	2		3				273 A	Lamar	0		1	
						152 A	Houston Baptist	1		3				333 H	Alcorn	10		0	
						290 A	A&M-Corpus Christi	2		1				194 A	Louisiana Tech	1		4	

Non-Div. I Games:

Nicholls St.

Average RPI Win:	320	WON-LOST	WINNING	LAST 10	STRENGTH OF	OPP. STRENGTH	TEAM	ADJ	CONF.	ADJ CONF.							
Average RPI Loss:	239	RECORD	PCT. RANK	GAMES	SCHEDULE	OF SCHEDULE	RPI	RPI	RPI	RPI							
DIV. I ONLY	4-8-0	.33333	259	4-6-0	319	326	316	.37064	315	31	31						
DIV. I NON-CONF.	0-4-0	0	325	0-2-0	310	163	328	.30986	326	31	31						
<hr/>																	
TOTALS	RPI 1-25	RPI 26-50		W-L RECORDS		RPI 51-100		RPI 101-150		RPI 150+							
4-8-0	0-0-0	0-0-0		OVERALL		0-0-0		0-1-0		4-7-0							
2-1-0	0-0-0	0-0-0		HOME		0-0-0		0-0-0		2-1-0							
2-7-0	0-0-0	0-0-0		AWAY		0-0-0		0-1-0		2-6-0							
0-0-0	0-0-0	0-0-0		NEUTRAL		0-0-0		0-0-0		0-0-0							
<hr/>																	
0-4-0	0-0-0	0-0-0		NON-CONFERENCE		0-0-0		0-1-0		0-3-0							
0-0-0	0-0-0	0-0-0		HOME		0-0-0		0-0-0		0-0-0							
0-4-0	0-0-0	0-0-		AWAY		0-0-0		0-1-0		0-3-0							
0-0-0	0-0-0	0-0-0		NEUTRAL		0-0-0		0-0-0		0-0-0							
<hr/>																	
4-4-0	0-0-0	0-0-0		CONFERENCE		0-0-0		0-0-0		4-4-0							
2-1-0	0-0-0	0-0-0		HOME		0-0-0		0-0-0		2-1-0							
2-3-0	0-0-0	0-0-0		AWAY		0-0-0		0-0-0		2-3-0							
0-0-0	0-0-0	0-0-0		NEUTRAL		0-0-0		0-0-0		0-0-0							
<hr/>																	
RPI S	Opponent	Score	RPI S	Opponent	Score	RPI S	Opponent	Score	RPI S	Opponent	Score						
						107 A Little Rock 0 8											
						209 A Oral Roberts 1 8											
						255 A La.-Monroe 1 2											
						257 A Mississippi Val. 2 8											
						257 A Mississippi Val. 0 4											
						268 A Arkansas St. 0 1											
						275 H Howard 0 1											
						281 A Prairie View 0 2											
						304 H Alabama St. 2 1											
						318 A Texas Southern 1 0											
						324 H Alabama A&M 5 0											
						333 A Alcorn 6 0											
						<hr/>											
									LAST 10 GAMES								
			275 H Howard 0 1			318 A Texas Southern 1 0											
			257 A Mississippi Val. 0 4			281 A Prairie View 0 2											
			333 A Alcorn 6 0			257 A Mississippi Val. 2 8											
			304 H Alabama St. 2 1			107 A Little Rock 0 8											
			324 H Alabama A&M 5 0			209 A Oral Roberts 1 8											

**Non-Div. I Games:**

Ark.-Pine Bluff

Average RPI Win: 323		WON-LOST	WINNING	LAST 10	STRENGTH OF		OPP. STRENGTH	TEAM	ADJ		CONF.	ADJ CONF.	
Average RPI Loss: 222		RECORD	PCT. RANK	GAMES	SCHEDULE		OF SCHEDULE	RPI	RPI	RPI	RPI		
DIV. I ONLY		3-10-3	.28125	288	1-8-1		307	317	314	.36782	316	26	26
DIV. I NON-CONF.		2-4-3	.38889	227	0-2-1		311	331	298	.37864	300	27	27
TOTALS		RPI 1-25	RPI 26-50		W-L RECORDS		RPI 51-100		RPI 101-150		RPI 150+		
3-10-3	0-0-0	0-0-0		OVERALL		0-1-0		0-1-0		3-8-3			
3-5-2	0-0-0	0-0-0		HOME		0-0-0		0-0-0		3-5-2			
0-5-1	0-0-0	0-0-0		AWAY		0-1-0		0-1-0		0-3-1			
0-0-0	0-0-0	0-0-0		NEUTRAL		0-0-0		0-0-0		0-0-0			
2-4-3	0-0-0	0-0-0		NON-CONFERENCE		0-0-0		0-0-0		2-4-3			
2-2-2	0-0-0	0-0-0		HOME		0-0-0		0-0-0		2-2-2			
0-2-1	0-0-0	0-0-		AWAY		0-0-0		0-0-0		0-2-1			
0-0-0	0-0-0	0-0-0		NEUTRAL		0-0-0		0-0-0		0-0-0			
1-6-0	0-0-0	0-0-0		CONFERENCE		0-1-0		0-1-0		1-4-0			
1-3-0	0-0-0	0-0-0		HOME		0-0-0		0-0-0		1-3-0			
0-3-0	0-0-0	0-0-0		AWAY		0-1-0		0-1-0		0-1-0			
0-0-0	0-0-0	0-0-0		NEUTRAL		0-0-0		0-0-0		0-0-0			
RPI S	Opponent	Score	RPI S	Opponent	Score	RPI S	Opponent	Score	RPI S	Opponent	Score		
						67 A	Seattle	0 5	138 A	Utah Valley	0 2		
									152 H	Houston Baptist	0 0		
									180 H	UMKC	0 1		
									181 A	UNLV	1 4		
									231 H	Grand Canyon	0 1		
									257 A	Mississippi Val.	0 2		
									261 A	New Mexico St.	1 2		
									281 H	Prairie View	2 2		
									285 H	CSU Bakersfield	0 3		
									290 A	A&M-Corpus Christi	2 2		
									299 H	Incarnate Word	0 1		
									307 H	South Dakota	1 0		
									318 H	Texas Southern	0 1		
									330 H	Chicago St.	2 0		
									331 H	Southern U.	3 0		
LAST 10 GAMES													
						330 H	Chicago St.	2 0	231 H	Grand Canyon	0 1		
						180 H	UMKC	0 1	261 A	New Mexico St.	1 2		
						138 A	Utah Valley	0 2	181 A	UNLV	1 4		
						67 A	Seattle	0 5	318 H	Texas Southern	0 1		
						285 H	CSU Bakersfield	0 3	152 H	Houston Baptist	0 0		

Non-Div. I Games:

UTRGV

Average RPI Win: 265		WON-LOST RECORD		WINNING PCT. RANK		LAST 10 GAMES		STRENGTH OF SCHEDULE		OPP. STRENGTH OF SCHEDULE		TEAM RPI		ADJ RPI		CONF. RPI		ADJ CONF. RPI	
DIV. I ONLY		2-11-0		.15385 318		1-9-0		242		318		317		.36413 317		29		30	
DIV. I NON-CONF.		1-8-0		.11111 310		0-6-0		188		323		304		.36909 305		30		30	
TOTALS		RPI 1-25		RPI 26-50		W-L RECORDS		RPI 51-100		RPI 101-150		RPI 150+							
2-11-0		0-0-0		0-0-0		OVERALL		0-1-0		0-1-0		2-9-0							
1-5-0		0-0-0		0-0-0		HOME		0-1-0		0-0-0		1-4-0							
1-6-0		0-0-0		0-0-0		AWAY		0-0-0		0-1-0		1-3-0							
0-0-0		0-0-0		0-0-0		NEUTRAL		0-0-0		0-0-0		0-0-0							
1-8-0		0-0-0		0-0-0		NON-CONFERENCE		0-1-0		0-1-0		1-6-0							
1-3-0		0-0-0		0-0-0		HOME		0-1-0		0-0-0		1-2-0							
0-5-0		0-0-0		0-0-		AWAY		0-0-0		0-1-0		0-4-0							
0-0-0		0-0-0		0-0-0		NEUTRAL		0-0-0		0-0-0		0-0-0							
1-3-0		0-0-0		0-0-0		CONFERENCE		0-0-0		0-0-0		1-3-0							
0-2-0		0-0-0		0-0-0		HOME		0-0-0		0-0-0		0-2-0							
1-1-0		0-0-0		0-0-0		AWAY		0-0-0		0-0-0		1-1-0							
0-0-0		0-0-0		0-0-0		NEUTRAL		0-0-0		0-0-0		0-0-0							
RPI	S	Opponent		Score		RPI	S	Opponent		Score		RPI	S	Opponent		Score			

Non-Div. I Games:

Western Ill.

Average RPI Win:  
Average RPI Loss:327  
234WON-LOST  
RECORDWINNING  
PCT. RANKLAST 10  
GAMESSTRENGTH OF  
SCHEDULEOPP. STRENGTH  
OF SCHEDULETEAM  
RPIADJ  
RPICONF.  
RPIADJ CONF.  
RPIDIV. I ONLY  
DIV. I NON-CONF.4-8-0  
1-4-0.33333 259  
.2 2944-5-0  
1-1-0328  
246327  
273318  
297.35875 318  
.38608 29731  
3131  
31

## TOTALS

RPI 1-25

RPI 26-50

W-L RECORDS

RPI 51-100

RPI 101-150

RPI 150+

4-8-0  
2-2-0  
2-6-0  
0-0-00-0-0  
0-0-0  
0-0-0  
0-0-00-0-0  
0-0-0  
0-0-0  
0-0-0OVERALL  
HOME  
AWAY  
NEUTRAL0-0-0  
0-0-0  
0-0-0  
0-0-00-0-0  
0-0-0  
0-0-0  
0-0-04-8-0  
2-2-0  
2-6-0  
0-0-01-4-0  
0-0-0  
1-4-0  
0-0-00-0-0  
0-0-0  
0-0-0  
0-0-00-0-0  
0-0-0  
0-0-0  
0-0-0NON-CONFERENCE  
HOME  
AWAY  
NEUTRAL0-0-0  
0-0-0  
0-0-0  
0-0-00-0-0  
0-0-0  
0-0-0  
0-0-01-4-0  
0-0-0  
1-4-0  
0-0-03-4-0  
2-2-0  
1-2-0  
0-0-00-0-0  
0-0-0  
0-0-0  
0-0-00-0-0  
0-0-0  
0-0-0  
0-0-0CONFERENCE  
HOME  
AWAY  
NEUTRAL0-0-0  
0-0-0  
0-0-0  
0-0-00-0-0  
0-0-0  
0-0-0  
0-0-03-4-0  
2-2-0  
1-2-0  
0-0-0

RPI	S	Opponent	Score	RPI	S	Opponent	Score	RPI	S	Opponent	Score	RPI	S	Opponent	Score
												152	A	Houston Baptist	0 1
												162	A	SMU	1 5
												166	A	Southeastern La.	0 6
												257	H	Mississippi Val.	1 3
												270	A	Jackson St.	2 3
												273	A	Lamar	0 5
												275	A	Howard	0 2
												315	H	Ark.-Pine Bluff	0 1
												316	A	UTRGV	1 0
												329	H	Grambling	7 1
												331	A	Southern U.	3 1
												333	H	Alcorn	6 0
LAST 10 GAMES															
												270	A	Jackson St.	2 3
												315	H	Ark.-Pine Bluff	0 1
												329	H	Grambling	7 1
												316	A	UTRGV	1 0
												166	A	Southeastern La.	0 6
												162	A	SMU	1 5

Non-Div. I Games:

St. Thomas (TX)

1 0

Tex. A&amp;M-Texarkana

1 2

LSU-Alexandria

3 4

Texas Southern

Average RPI Win: 318		WON-LOST	WINNING	LAST 10	STRENGTH OF	OPP. STRENGTH	TEAM	ADJ	CONF.	ADJ CONF.			
Average RPI Loss: 216		RECORD	PCT. RANK	GAMES	SCHEDULE	OF SCHEDULE	RPI	RPI	RPI	RPI			
DIV. I ONLY		2-11-1	.17857	315	1-5-0	292	316	319	.35075	319	30	29	
DIV. I NON-CONF.		1-8-1	.15	301	0-2-0	288	313	319	.34416	321	28	28	
<hr/>													
TOTALS		RPI 1-25		RPI 26-50		W-L RECORDS		RPI 51-100		RPI 101-150		RPI 150+	
2-11-1		0-0-0		0-0-0		OVERALL		0-1-0		0-2-0		2-8-1	
1-5-0		0-0-0		0-0-0		HOME		0-0-0		0-1-0		1-4-0	
1-4-1		0-0-0		0-0-0		AWAY		0-1-0		0-0-0		1-3-1	
0-2-0		0-0-0		0-0-0		NEUTRAL		0-0-0		0-1-0		0-1-0	
1-8-1		0-0-0		0-0-0		NON-CONFERENCE		0-0-0		0-2-0		1-6-1	
0-4-0		0-0-0		0-0-0		HOME		0-0-0		0-1-0		0-3-0	
1-2-1		0-0-0		0-0-		AWAY		0-0-0		0-0-0		1-2-1	
0-2-0		0-0-0		0-0-0		NEUTRAL		0-0-0		0-1-0		0-1-0	
1-3-0		0-0-0		0-0-0		CONFERENCE		0-1-0		0-0-0		1-2-0	
1-1-0		0-0-0		0-0-0		HOME		0-0-0		0-0-0		1-1-0	
0-2-0		0-0-0		0-0-0		AWAY		0-1-0		0-0-0		0-1-0	
0-0-0		0-0-0		0-0-0		NEUTRAL		0-0-0		0-0-0		0-0-0	
RPI	S	Opponent		Score	RPI	S	Opponent		Score	RPI	S	Opponent	Score
							93	A	Fairleigh Dickinson	1	3		
										113	H	Cornell	1 2
										125	N	Fordham	0 2
										159	H	Columbia	0 3
										173	H	Hartford	0 1
										224	A	Stony Brook	1 2
										272	H	Robert Morris	1 3
										286	N	Fairfield	1 2
										296	H	UMass Lowell	0 1
										302	A	Delaware St.	1 1
										309	A	Bryant	1 2
										310	H	LIU Brooklyn	2 1
										322	A	Iona	0 3
										325	A	Saint Peter's	4 2
<hr/>													
LAST 10 GAMES													
										272	H	Robert Morris	1 3
										93	A	Fairleigh Dickinson	1 3
										310	H	LIU Brooklyn	2 1
										309	A	Bryant	1 2
										113	H	Cornell	1 2
										173	H	Hartford	0 1
										296	H	UMass Lowell	0 1
										302	A	Delaware St.	1 1
										224	A	Stony Brook	1 2
										159	H	Columbia	0 3

Non-Div. I Games:

Wagner

Average RPI Win: 327		WON-LOST RECORD	WINNING PCT. RANK		LAST 10 GAMES		STRENGTH OF SCHEDULE		OPP. STRENGTH OF SCHEDULE		TEAM RPI	ADJ RPI		CONF. RPI	ADJ CONF. RPI		
Average RPI Loss: 211																	
DIV. I ONLY		1-16-0	.05882	329	1-9-0		247		301		321	.34565	320	20	20		
DIV. I NON-CONF.		1-9-0	.1	315	1-2-0		250		315		318	.34982	318	19	19		
TOTALS		RPI 1-25		RPI 26-50		W-L RECORDS		RPI 51-100		RPI 101-150		RPI 150+					
1-16-0		0-0-0		0-0-0		OVERALL		0-1-0		0-3-0		1-12-0					
1-5-0		0-0-0		0-0-0		HOME		0-1-0		0-1-0		1-3-0					
0-10-0		0-0-0		0-0-0		AWAY		0-0-0		0-2-0		0-8-0					
0-1-0		0-0-0		0-0-0		NEUTRAL		0-0-0		0-0-0		0-1-0					
1-9-0		0-0-0		0-0-0		NON-CONFERENCE		0-0-0		0-2-0		1-7-0					
1-4-0		0-0-0		0-0-0		HOME		0-0-0		0-1-0		1-3-0					
0-5-0		0-0-0		0-0-		AWAY		0-0-0		0-1-0		0-4-0					
0-0-0		0-0-0		0-0-0		NEUTRAL		0-0-0		0-0-0		0-0-0					
0-7-0		0-0-0		0-0-0		CONFERENCE		0-1-0		0-1-0		0-5-0					
0-1-0		0-0-0		0-0-0		HOME		0-1-0		0-0-0		0-0-0					
0-5-0		0-0-0		0-0-0		AWAY		0-0-0		0-1-0		0-4-0					
0-1-0		0-0-0		0-0-0		NEUTRAL		0-0-0		0-0-0		0-1-0					
RPI	S	Opponent		Score		RPI	S	Opponent		Score		RPI	S	Opponent		Score	

Non-Div. I Games:

Citadel






Average RPI Win: 278		WON-LOST RECORD		WINNING PCT. RANK		LAST 10 GAMES		STRENGTH OF SCHEDULE		OPP. STRENGTH OF SCHEDULE		TEAM RPI		ADJ RPI		CONF. RPI		ADJ CONF. RPI	
DIV. I ONLY		3-11-2		.25 296		2-7-1		327		311		320		.34401 321		28		28	
DIV. I NON-CONF.		2-6-1		.27778 269		1-2-0		321		324		321		.34302 322		26		26	
TOTALS		RPI 1-25		RPI 26-50		W-L RECORDS		RPI 51-100		RPI 101-150		RPI 150+							
3-11-2		0-0-0		0-0-0		OVERALL		0-0-0		0-0-0		3-11-2							
3-4-1		0-0-0		0-0-0		HOME		0-0-0		0-0-0		3-4-1							
0-7-1		0-0-0		0-0-0		AWAY		0-0-0		0-0-0		0-7-1							
0-0-0		0-0-0		0-0-0		NEUTRAL		0-0-0		0-0-0		0-0-0							
2-6-1		0-0-0		0-0-0		NON-CONFERENCE		0-0-0		0-0-0		2-6-1							
2-2-0		0-0-0		0-0-0		HOME		0-0-0		0-0-0		2-2-0							
0-4-1		0-0-0		0-0-		AWAY		0-0-0		0-0-0		0-4-1							
0-0-0		0-0-0		0-0-0		NEUTRAL		0-0-0		0-0-0		0-0-0							
1-5-1		0-0-0		0-0-0		CONFERENCE		0-0-0		0-0-0		1-5-1							
1-2-1		0-0-0		0-0-0		HOME		0-0-0		0-0-0		1-2-1							
0-3-0		0-0-0		0-0-0		AWAY		0-0-0		0-0-0		0-3-0							
0-0-0		0-0-0		0-0-0		NEUTRAL		0-0-0		0-0-0		0-0-0							
RPI	S	Opponent		Score	RPI	S	Opponent		Score	RPI	S	Opponent		Score	RPI	S	Opponent		Score
										180	A	UMKC		0	1				
										190	H	Northern Ky.		0	6				
										202	H	Tennessee Tech		1	0				
										206	H	Jacksonville St.		0	0				
										248	A	Southeast Mo. St.		0	5				
										250	H	Morehead St.		0	1				
										254	A	UT Martin		1	3				
										259	A	IUPUI		0	0				
										271	H	Bowling Green		2	3				
										278	A	Indiana St.		0	1				
										284	A	Belmont		1	2				
										292	H	Eastern Ky.		0	3				
										294	A	UNI		0	3				
										303	H	IPFW		3	1				
										317	A	Western Ill.		2	3				
										330	H	Chicago St.		4	1				
				LAST 10 GAMES															
										292	H	Eastern Ky.		0	3				
										250	H	Morehead St.		0	1				
										202	H	Tennessee Tech		1	0				
										206	H	Jacksonville St.		0	0				
										284	A	Belmont		1	2				
										248	A	Southeast Mo. St.		0	5				
										254	A	UT Martin		1	3				
										330	H	Chicago St.		4	1				
										180	A	UMKC		0	1				
										271	H	Bowling Green		2	3				

Non-Div. I Games:

Eastern Ill.

I  
o  
n  
a

 Tie,  Loss,  Non-Conf, S Site, H Home, A Away, N Neutral Page 322

Average RPI Win:	324	WON-LOST	WINNING	LAST 10	STRENGTH OF	OPP. STRENGTH	TEAM	ADJ	CONF.	ADJ CONF.		
Average RPI Loss:	223	RECORD	PCT. RANK	GAMES	SCHEDULE	OF SCHEDULE	RPI	RPI	RPI	RPI		
DIV. I ONLY		2-13-0	.13333	320	0-10-0	300	313	323	.33878	323	25	25
DIV. I NON-CONF.		2-7-0	.22222	286	0-4-0	265	326	303	.3682	306	23	23
<hr/>												
TOTALS	RPI 1-25	RPI 26-50		W-L RECORDS		RPI 51-100		RPI 101-150		RPI 150+		
2-13-0	0-0-0	0-0-0		OVERALL		0-0-0		0-3-0		2-10-0		
1-7-0	0-0-0	0-0-0		HOME		0-0-0		0-2-0		1-5-0		
1-6-0	0-0-0	0-0-0		AWAY		0-0-0		0-1-0		1-5-0		
0-0-0	0-0-0	0-0-0		NEUTRAL		0-0-0		0-0-0		0-0-0		
2-7-0	0-0-0	0-0-0		NON-CONFERENCE		0-0-0		0-2-0		2-5-0		
1-4-0	0-0-0	0-0-0		HOME		0-0-0		0-1-0		1-3-0		
1-3-0	0-0-0	0-0-		AWAY		0-0-0		0-1-0		1-2-0		
0-0-0	0-0-0	0-0-0		NEUTRAL		0-0-0		0-0-0		0-0-0		
0-6-0	0-0-0	0-0-0		CONFERENCE		0-0-0		0-1-0		0-5-0		
0-3-0	0-0-0	0-0-0		HOME		0-0-0		0-1-0		0-2-0		
0-3-0	0-0-0	0-0-0		AWAY		0-0-0		0-0-0		0-3-0		
0-0-0	0-0-0	0-0-0		NEUTRAL		0-0-0		0-0-0		0-0-0		
RPI	S	Opponent	Score	RPI	S	Opponent	Score	RPI	S	Opponent	Score	
								104	H	FGCU	0 6	
								111	A	Monmouth	0 2	
								126	H	Manhattan	0 4	
								168	H	Rider	0 1	
								173	A	Hartford	0 1	
								198	A	Jacksonville	0 3	
								241	H	Stetson	2 3	
								258	A	Kennesaw St.	1 6	
								282	A	North Florida	0 3	
								302	H	Delaware St.	0 2	
								310	H	LIU Brooklyn	1 2	
								311	H	USC Upstate	0 2	
								312	A	Canisius	0 1	
								322	H	Iona	4 1	
								325	A	Saint Peter's	5 1	
<hr/>												
LAST 10 GAMES												

Non-Div. I Games:

NJIT

Average RPI Win: 332		WON-LOST RECORD		WINNING PCT. RANK		LAST 10 GAMES		STRENGTH OF SCHEDULE		OPP. STRENGTH OF SCHEDULE		TEAM RPI		ADJ RPI		CONF. RPI		ADJ CONF. RPI	
DIV. I ONLY		2-9-0		.18182 314		2-8-0		311		328		325		.33609 324		31		31	
DIV. I NON-CONF.		0-5-0		0 325		0-4-0		183		305		316		.35053 317		31		31	
TOTALS		RPI 1-25		RPI 26-50		W-L RECORDS		RPI 51-100		RPI 101-150		RPI 150+							
2-9-0		0-0-0		0-0-0		OVERALL		0-1-0		0-1-0		2-7-0							
1-5-0		0-0-0		0-0-0		HOME		0-1-0		0-1-0		1-3-0							
1-4-0		0-0-0		0-0-0		AWAY		0-0-0		0-0-0		1-4-0							
0-0-0		0-0-0		0-0-0		NEUTRAL		0-0-0		0-0-0		0-0-0							
0-5-0		0-0-0		0-0-0		NON-CONFERENCE		0-1-0		0-1-0		0-3-0							
0-3-0		0-0-0		0-0-0		HOME		0-1-0		0-1-0		0-1-0							
0-2-0		0-0-0		0-0-		AWAY		0-0-0		0-0-0		0-2-0							
0-0-0		0-0-0		0-0-0		NEUTRAL		0-0-0		0-0-0		0-0-0							
2-4-0		0-0-0		0-0-0		CONFERENCE		0-0-0		0-0-0		2-4-0							
1-2-0		0-0-0		0-0-0		HOME		0-0-0		0-0-0		1-2-0							
1-2-0		0-0-0		0-0-0		AWAY		0-0-0		0-0-0		1-2-0							
0-0-0		0-0-0		0-0-0		NEUTRAL		0-0-0		0-0-0		0-0-0							
RPI	S	Opponent		Score	RPI	S	Opponent		Score	RPI	S	Opponent		Score					
							97	H Lipscomb	0 9			141	H Georgia St.	0 3					
												238	A UNC Asheville	0 6					
												257	A Mississippi Val.	1 5					
												258	A Kennesaw St.	0 12					
												270	H Jackson St.	0 4					
												275	H Howard	0 5					
												298	H Chattanooga	0 4					
												315	A Ark.-Pine Bluff	0 5					
												331	H Southern U.	3 0					
												333	A Alcorn	3 1					
LAST 10 GAMES																			
							333	A Alcorn	3 1			275	H Howard	0 5					
							257	A Mississippi Val.	1 5			141	H Georgia St.	0 3					
							331	H Southern U.	3 0			298	H Chattanooga	0 4					
							270	H Jackson St.	0 4			238	A UNC Asheville	0 6					
							315	A Ark.-Pine Bluff	0 5			97	H Lipscomb	0 9					

Non-Div. I Games:

Alabama A&amp;M

Average RPI Win: 317		WON-LOST RECORD		WINNING PCT. RANK		LAST 10 GAMES		STRENGTH OF SCHEDULE		OPP. STRENGTH OF SCHEDULE		TEAM RPI		ADJ RPI		CONF. RPI		ADJ CONF. RPI	
DIV. I ONLY		2-12-0		.14286 319		2-8-0		304		319		324		.33397 325		27		27	
DIV. I NON-CONF.		2-5-0		.28571 265		2-1-0		332		332		329		.28265 329		29		29	
TOTALS		RPI 1-25		RPI 26-50		W-L RECORDS		RPI 51-100		RPI 101-150		RPI 150+							
2-12-0		0-0-0		0-0-0		OVERALL		0-0-0		0-2-0		2-10-0							
2-6-0		0-0-0		0-0-0		HOME		0-0-0		0-1-0		2-5-0							
0-6-0		0-0-0		0-0-0		AWAY		0-0-0		0-1-0		0-5-0							
0-0-0		0-0-0		0-0-0		NEUTRAL		0-0-0		0-0-0		0-0-0							
2-5-0		0-0-0		0-0-0		NON-CONFERENCE		0-0-0		0-0-0		2-5-0							
2-2-0		0-0-0		0-0-0		HOME		0-0-0		0-0-0		2-2-0							
0-3-0		0-0-0		0-0-		AWAY		0-0-0		0-0-0		0-3-0							
0-0-0		0-0-0		0-0-0		NEUTRAL		0-0-0		0-0-0		0-0-0							
0-7-0		0-0-0		0-0-0		CONFERENCE		0-0-0		0-2-0		0-5-0							
0-4-0		0-0-0		0-0-0		HOME		0-0-0		0-1-0		0-3-0							
0-3-0		0-0-0		0-0-0		AWAY		0-0-0		0-1-0		0-2-0							
0-0-0		0-0-0		0-0-0		NEUTRAL		0-0-0		0-0-0		0-0-0							
RPI S	Opponent	Score		RPI S	Opponent	Score		RPI S	Opponent	Score		RPI S	Opponent	Score					
										111	H Monmouth			1	8				
										126	A Manhattan			0	5				
										168	A Rider			0	8				
										197	A Lafayette			0	5				
										200	H Niagara			1	3				
										212	A Siena			0	7				
										221	H Quinnipiac			2	4				
										256	H Marist			1	6				
										277	A Holy Cross			0	4				
										302	H Delaware St.			2	1				
										310	A LIU Brooklyn			2	5				
										319	H Wagner			2	4				
										323	H NJIT			1	5				
										332	H Hampton			11	2				
LAST 10 GAMES																			
										200	H Niagara			1	3				
										111	H Monmouth			1	8				
										126	A Manhattan			0	5				
										256	H Marist			1	6				
										168	A Rider			0	8				
										221	H Quinnipiac			2	4				
										302	H Delaware St.			2	1				
										212	A Siena			0	7				
										277	A Holy Cross			0	4				
										332	H Hampton			11	2				

Non-Div. I Games:

Saint Peter's

Average RPI Win:	303	WON-LOST RECORD	WINNING PCT. RANK	LAST 10 GAMES	STRENGTH OF SCHEDULE	OPP. STRENGTH OF SCHEDULE	TEAM RPI	ADJ RPI	CONF. RPI	ADJ CONF. RPI				
DIV. I ONLY		1-11-1	.11538 323	1-9-0	318	206	326	.3308 326	29	30				
DIV. I NON-CONF.		0-8-1	.05556 323	0-6-0	320	151	326	.30891 327	30	30				
<hr/>														
TOTALS	RPI 1-25	RPI 26-50		W-L RECORDS	RPI 51-100		RPI 101-150		RPI 150+					
1-11-1	0-0-0	0-0-0		OVERALL	0-2-0		0-2-0		1-7-1					
0-5-0	0-0-0	0-0-0		HOME	0-0-0		0-2-0		0-3-0					
1-5-0	0-0-0	0-0-0		AWAY	0-2-0		0-0-0		1-3-0					
0-1-1	0-0-0	0-0-0		NEUTRAL	0-0-0		0-0-0		0-1-1					
<hr/>														
0-8-1	0-0-0	0-0-0		NON-CONFERENCE	0-2-0		0-2-0		0-4-1					
0-3-0	0-0-0	0-0-0		HOME	0-0-0		0-2-0		0-1-0					
0-4-0	0-0-0	0-0-		AWAY	0-2-0		0-0-0		0-2-0					
0-1-1	0-0-0	0-0-0		NEUTRAL	0-0-0		0-0-0		0-1-1					
<hr/>														
1-3-0	0-0-0	0-0-0		CONFERENCE	0-0-0		0-0-0		1-3-0					
0-2-0	0-0-0	0-0-0		HOME	0-0-0		0-0-0		0-2-0					
1-1-0	0-0-0	0-0-0		AWAY	0-0-0		0-0-0		1-1-0					
0-0-0	0-0-0	0-0-0		NEUTRAL	0-0-0		0-0-0		0-0-0					
<hr/>														
RPI S	Opponent	Score	RPI S	Opponent	Score	RPI S	Opponent	Score	RPI S	Opponent	Score			
						74 A	San Francisco	0 4	110 H	Colorado	0 1			
						90 A	UC Davis	0 3	132 H	Portland	1 2			
									165 H	North Dakota St.	3 4			
									182 H	South Dakota St.	0 1			
									218 N	Wyoming	0 0			
									260 A	Hawaii	0 1			
									264 H	Villanova	0 2			
									288 N	Colorado St.	0 1			
									297 A	Air Force	0 2			
									303 A	IPFW	1 0			
									307 A	South Dakota	1 4			
<hr/>														
			LAST 10 GAMES											
			303 A IPFW			1 0			264 H Villanova			0 2		
			182 H South Dakota St.			0 1			110 H Colorado			0 1		
			165 H North Dakota St.			3 4			90 A UC Davis			0 3		
			307 A South Dakota			1 4			74 A San Francisco			0 4		
			132 H Portland			1 2			260 A Hawaii			0 1		

**Non-Div. I Games:**

Denver

Average RPI Win: 317		WON-LOST	WINNING	LAST 10	STRENGTH OF		OPP. STRENGTH	TEAM	ADJ	CONF.	ADJ CONF.
Average RPI Loss: 245		RECORD	PCT. RANK	GAMES	SCHEDULE		OF SCHEDULE	RPI	RPI	RPI	RPI
DIV. I ONLY		3-12-0	.2	308	2-7-0		329	321	327	.32413	327
DIV. I NON-CONF.		1-12-0	.07692	319	0-7-0		302	310	325	.3195	325
TOTALS		RPI 1-25	RPI 26-50		W-L RECORDS		RPI 51-100		RPI 101-150		RPI 150+
3-12-0	0-0-0	0-0-0		OVERALL		0-0-0		0-0-0		3-12-0	
0-5-0	0-0-0	0-0-0		HOME		0-0-0		0-0-0		0-5-0	
2-6-0	0-0-0	0-0-0		AWAY		0-0-0		0-0-0		2-6-0	
1-1-0	0-0-0	0-0-0		NEUTRAL		0-0-0		0-0-0		1-1-0	
1-12-0	0-0-0	0-0-0		NON-CONFERENCE		0-0-0		0-0-0		1-12-0	
0-5-0	0-0-0	0-0-0		HOME		0-0-0		0-0-0		0-5-0	
1-6-0	0-0-0	0-0-		AWAY		0-0-0		0-0-0		1-6-0	
0-1-0	0-0-0	0-0-0		NEUTRAL		0-0-0		0-0-0		0-1-0	
2-0-0	0-0-0	0-0-0		CONFERENCE		0-0-0		0-0-0		2-0-0	
0-0-0	0-0-0	0-0-0		HOME		0-0-0		0-0-0		0-0-0	
1-0-0	0-0-0	0-0-0		AWAY		0-0-0		0-0-0		1-0-0	
1-0-0	0-0-0	0-0-0		NEUTRAL		0-0-0		0-0-0		1-0-0	
RPI S	Opponent	Score	RPI S	Opponent	Score	RPI S	Opponent	Score	RPI S	Opponent	Score
									164 H	Elon	0 6
									205 A	Ga. Southern	1 5
									222 A	Charleston So.	1 2
									235 A	Davidson	0 7
									236 H	Wofford	0 1
									238 H	UNC Asheville	0 3
									241 H	Stetson	0 3
									250 N	Morehead St.	3 5
									252 A	Winthrop	1 2
									282 H	North Florida	0 4
									291 A	Presbyterian	2 1
									293 A	VMI	0 3
									320 A	Citadel	0 4
									328 A	South Carolina St.	1 0
									332 N	Hampton	9 1
LAST 10 GAMES											
						328 A	South Carolina St.	1 0	332 N	Hampton	9 1
						222 A	Charleston So.	1 2	236 H	Wofford	0 1
						164 H	Elon	0 6	320 A	Citadel	0 4
						235 A	Davidson	0 7	250 N	Morehead St.	3 5
						293 A	VMI	0 3	241 H	Stetson	0 3

Non-Div. I Games: Clayton St. 0 5

Francis Marion

Average RPI Win: 331		WON-LOST	WINNING	LAST 10	STRENGTH OF		OPP. STRENGTH	TEAM	ADJ	CONF.	ADJ CONF.
Average RPI Loss: 232		RECORD	PCT. RANK	GAMES	SCHEDULE		OF SCHEDULE	RPI	RPI	RPI	RPI
DIV. I ONLY		1-9-0	.1	325	0-9-0		322	320	328	.31462	328
DIV. I NON-CONF.		1-8-0	.11111	310	0-8-0		298	312	324	.3324	324
TOTALS		RPI 1-25	RPI 26-50		W-L RECORDS		RPI 51-100		RPI 101-150		RPI 150+
1-9-0	0-0-0	0-0-0		OVERALL		0-0-0		0-2-0		1-7-0	
0-3-0	0-0-0	0-0-0		HOME		0-0-0		0-0-0		0-3-0	
0-5-0	0-0-0	0-0-0		AWAY		0-0-0		0-2-0		0-3-0	
1-1-0	0-0-0	0-0-0		NEUTRAL		0-0-0		0-0-0		1-1-0	
1-8-0	0-0-0	0-0-0		NON-CONFERENCE		0-0-0		0-2-0		1-6-0	
0-2-0	0-0-0	0-0-0		HOME		0-0-0		0-0-0		0-2-0	
0-5-0	0-0-0	0-0-0		AWAY		0-0-0		0-2-0		0-3-0	
1-1-0	0-0-0	0-0-0		NEUTRAL		0-0-0		0-0-0		1-1-0	
0-1-0	0-0-0	0-0-0		CONFERENCE		0-0-0		0-0-0		0-1-0	
0-1-0	0-0-0	0-0-0		HOME		0-0-0		0-0-0		0-1-0	
0-0-0	0-0-0	0-0-0		AWAY		0-0-0		0-0-0		0-0-0	
0-0-0	0-0-0	0-0-0		NEUTRAL		0-0-0		0-0-0		0-0-0	
RPI S	Opponent	Score	RPI S	Opponent	Score	RPI S	Opponent	Score	RPI S	Opponent	Score
									135 A	Campbell	0 1
									143 A	Col. of Charleston	1 2
									164 H	Elon	0 5
									236 A	Wofford	0 6
									241 A	Stetson	0 8
									252 H	Winthrop	1 2
									291 A	Presbyterian	0 2
									299 N	Incarnate Word	0 1
									327 H	Francis Marion	0 1
									331 N	Southern U.	5 1
LAST 10 GAMES											
									327 H	Francis Marion	0 1
									236 A	Wofford	0 6
									241 A	Stetson	0 8
									143 A	Col. of Charleston	1 2
									252 H	Winthrop	1 2
									291 A	Presbyterian	0 2
									164 H	Elon	0 5
									135 A	Campbell	0 1
									299 N	Incarnate Word	0 1
									331 N	Southern U.	5 1

Non-Div. I Games: S.C. Aiken 1 1

South Carolina St.



Average RPI Win:	333	WON-LOST	WINNING		LAST 10	STRENGTH OF	OPP. STRENGTH	TEAM	ADJ	CONF.	ADJ CONF.	
Average RPI Loss:	263	RECORD	PCT. RANK		GAMES	SCHEDULE	OF SCHEDULE	RPI	RPI	RPI	RPI	
DIV. I ONLY		1-7-0	.125	321	1-7-0	317	333	329	.31456	329	31	31
DIV. I NON-CONF.		0-3-0	0	325	0-3-0	234	292	323	.33777	323	31	31
<hr/>												
TOTALS	RPI 1-25	RPI 26-50			W-L RECORDS	RPI 51-100			RPI 101-150		RPI 150+	
1-7-0	0-0-0	0-0-0			OVERALL	0-0-0			0-0-0		1-7-0	
0-3-0	0-0-0	0-0-0			HOME	0-0-0			0-0-0		0-3-0	
1-4-0	0-0-0	0-0-0			AWAY	0-0-0			0-0-0		1-4-0	
0-0-0	0-0-0	0-0-0			NEUTRAL	0-0-0			0-0-0		0-0-0	
<hr/>												
0-3-0	0-0-0	0-0-0			NON-CONFERENCE	0-0-0			0-0-0		0-3-0	
0-1-0	0-0-0	0-0-0			HOME	0-0-0			0-0-0		0-1-0	
0-2-0	0-0-0	0-0-			AWAY	0-0-0			0-0-0		0-2-0	
0-0-0	0-0-0	0-0-0			NEUTRAL	0-0-0			0-0-0		0-0-0	
<hr/>												
1-4-0	0-0-0	0-0-0			CONFERENCE	0-0-0			0-0-0		1-4-0	
0-2-0	0-0-0	0-0-0			HOME	0-0-0			0-0-0		0-2-0	
1-2-0	0-0-0	0-0-0			AWAY	0-0-0			0-0-0		1-2-0	
0-0-0	0-0-0	0-0-0			NEUTRAL	0-0-0			0-0-0		0-0-0	
<hr/>												
RPI S	Opponent	Score	RPI S	Opponent	Score	RPI S	Opponent	Score	RPI S	Opponent	Score	
									194 H	Louisiana Tech	1	7
									216 A	La.-Lafayette	0	5
									255 A	La.-Monroe	0	6
									275 H	Howard	0	5
									281 A	Prairie View	1	8
									304 H	Alabama St.	0	1
									318 A	Texas Southern	1	7
									333 A	Alcorn	4	1
<hr/>												
			LAST 10 GAMES									
			275 H Howard			0	5	216 A	La.-Lafayette	0	5	
			333 A Alcorn			4	1	255 A	La.-Monroe	0	6	
			304 H Alabama St.			0	1	194 H	Louisiana Tech	1	7	
			281 A Prairie View			1	8					
			318 A Texas Southern			1	7					

Non-Div. I Games:

Grambling

Average RPI Win:	0	WON-LOST	WINNING	LAST 10	STRENGTH OF	OPP. STRENGTH	TEAM	ADJ	CONF.	ADJ CONF.		
Average RPI Loss:	241	RECORD	PCT. RANK	GAMES	SCHEDULE	OF SCHEDULE	RPI	RPI	RPI	RPI		
DIV. I ONLY		0-15-0	0	331	0-10-0	302	315	330	.2975	330	26	26
DIV. I NON-CONF.		0-8-0	0	325	0-3-0	318	328	330	.26934	330	27	27
<hr/>												
TOTALS	RPI 1-25	RPI 26-50		W-L RECORDS		RPI 51-100		RPI 101-150		RPI 150+		
0-15-0	0-0-0	0-0-0		OVERALL		0-1-0		0-1-0		0-13-0		
0-6-0	0-0-0	0-0-0		HOME		0-1-0		0-1-0		0-4-0		
0-9-0	0-0-0	0-0-0		AWAY		0-0-0		0-0-0		0-9-0		
0-0-0	0-0-0	0-0-0		NEUTRAL		0-0-0		0-0-0		0-0-0		
<hr/>												
0-8-0	0-0-0	0-0-0		NON-CONFERENCE		0-0-0		0-0-0		0-8-0		
0-4-0	0-0-0	0-0-0		HOME		0-0-0		0-0-0		0-4-0		
0-4-0	0-0-0	0-0-		AWAY		0-0-0		0-0-0		0-4-0		
0-0-0	0-0-0	0-0-0		NEUTRAL		0-0-0		0-0-0		0-0-0		
<hr/>												
0-7-0	0-0-0	0-0-0		CONFERENCE		0-1-0		0-1-0		0-5-0		
0-2-0	0-0-0	0-0-0		HOME		0-1-0		0-1-0		0-0-0		
0-5-0	0-0-0	0-0-0		AWAY		0-0-0		0-0-0		0-5-0		
0-0-0	0-0-0	0-0-0		NEUTRAL		0-0-0		0-0-0		0-0-0		
<hr/>												
RPI	S	Opponent	Score	RPI	S	Opponent	Score	RPI	S	Opponent	Score	
								67	H	Seattle	0	5
								138	H	Utah Valley	1	7
								170	H	Milwaukee	0	9
								180	A	UMKC	0	6
								219	A	Cleveland St.	0	7
								231	A	Grand Canyon	1	7
								261	A	New Mexico St.	1	5
								262	H	SIUE	0	7
								271	A	Bowling Green	0	4
								278	H	Indiana St.	0	6
								285	A	CSU Bakersfield	1	9
								307	H	South Dakota	0	4
								313	A	Green Bay	0	7
								316	A	UTRGV	0	2
								321	A	Eastern Ill.	1	4
<hr/>												
LAST 10 GAMES												
285 A CSU Bakersfield				1	9	316 A UTRGV				0	2	
231 A Grand Canyon				1	7	261 A New Mexico St.				1	5	
138 H Utah Valley				1	7	321 A Eastern Ill.				1	4	
67 H Seattle				0	5	278 H Indiana St.				0	6	
180 A UMKC				0	6	170 H Milwaukee				0	9	

Non-Div. I Games: St. Joseph's (IN) 0 4

Chicago St.

Average RPI Win:	333	WON-LOST	WINNING	LAST 10	STRENGTH OF	OPP. STRENGTH	TEAM	ADJ	CONF.	ADJ CONF.		
Average RPI Loss:	278	RECORD	PCT. RANK	GAMES	SCHEDULE	OF SCHEDULE	RPI	RPI	RPI	RPI		
DIV. I ONLY	1-13-0	.07143	327	1-9-0	331	332	331	.26856	331	31	31	
DIV. I NON-CONF.	0-7-0	0	325	0-3-0	325	329	331	.25846	331	31	31	
<hr/>												
TOTALS	RPI 1-25	RPI 26-50		W-L RECORDS	RPI 51-100		RPI 101-150		RPI 150+			
1-13-0	0-0-0	0-0-0		OVERALL	0-0-0		0-0-0		1-13-0			
1-4-0	0-0-0	0-0-0		HOME	0-0-0		0-0-0		1-4-0			
0-8-0	0-0-0	0-0-0		AWAY	0-0-0		0-0-0		0-8-0			
0-1-0	0-0-0	0-0-0		NEUTRAL	0-0-0		0-0-0		0-1-0			
<hr/>												
0-7-0	0-0-0	0-0-0		NON-CONFERENCE	0-0-0		0-0-0		0-7-0			
0-1-0	0-0-0	0-0-0		HOME	0-0-0		0-0-0		0-1-0			
0-5-0	0-0-0	0-0-		AWAY	0-0-0		0-0-0		0-5-0			
0-1-0	0-0-0	0-0-0		NEUTRAL	0-0-0		0-0-0		0-1-0			
<hr/>												
1-6-0	0-0-0	0-0-0		CONFERENCE	0-0-0		0-0-0		1-6-0			
1-3-0	0-0-0	0-0-0		HOME	0-0-0		0-0-0		1-3-0			
0-3-0	0-0-0	0-0-0		AWAY	0-0-0		0-0-0		0-3-0			
0-0-0	0-0-0	0-0-0		NEUTRAL	0-0-0		0-0-0		0-0-0			
<hr/>												
RPI S	Opponent	Score	RPI S	Opponent	Score	RPI S	Opponent	Score	RPI S	Opponent	Score	
						166 A Southeastern La.			0	5		
						194 A Louisiana Tech			0	5		
						255 A La.-Monroe			0	1		
						257 H Mississippi Val.			0	4		
						275 A Howard			0	2		
						281 H Prairie View			1	3		
						287 H Southern Miss.			0	4		
						304 A Alabama St.			0	6		
						314 A Nicholls St.			0	2		
						316 A UTRGV			0	3		
						318 H Texas Southern			1	3		
						324 A Alabama A&M			0	3		
						328 N South Carolina St.			1	5		
						333 H Alcorn			2	1		
						<hr/>						
			LAST 10 GAMES									
			324 A Alabama A&M			0	3	281 H Prairie View			1	3
			304 A Alabama St.			0	6	318 H Texas Southern			1	3
			275 A Howard			0	2	255 A La.-Monroe			0	1
			333 H Alcorn			2	1	194 A Louisiana Tech			0	5
			257 H Mississippi Val.			0	4	287 H Southern Miss.			0	4

Non-Div. I Games:

Southern U.

Average RPI Win:		0	WON-LOST		WINNING		LAST 10		STRENGTH OF		OPP. STRENGTH		TEAM	ADJ	CONF.	ADJ CONF.				
Average RPI Loss:		304	RECORD		PCT. RANK		GAMES		SCHEDULE		OF SCHEDULE		RPI	RPI	RPI	RPI				
DIV. I ONLY			0-6-0		0	331	0-6-0		332		331		332	.22727	332	32				
DIV. I NON-CONF.			0-5-0		0	325	0-5-0		327		333		333	.24292	333	32				
TOTALS		RPI 1-25		RPI 26-50		W-L RECORDS		RPI 51-100		RPI 101-150		RPI 150+								
0-6-0		0-0-0		0-0-0		OVERALL		0-0-0		0-0-0		0-6-0								
0-1-0		0-0-0		0-0-0		HOME		0-0-0		0-0-0		0-1-0								
0-3-0		0-0-0		0-0-0		AWAY		0-0-0		0-0-0		0-3-0								
0-2-0		0-0-0		0-0-0		NEUTRAL		0-0-0		0-0-0		0-2-0								
0-5-0		0-0-0		0-0-0		NON-CONFERENCE		0-0-0		0-0-0		0-5-0								
0-1-0		0-0-0		0-0-0		HOME		0-0-0		0-0-0		0-1-0								
0-3-0		0-0-0		0-0-		AWAY		0-0-0		0-0-0		0-3-0								
0-1-0		0-0-0		0-0-0		NEUTRAL		0-0-0		0-0-0		0-1-0								
0-1-0		0-0-0		0-0-0		CONFERENCE		0-0-0		0-0-0		0-1-0								
0-0-0		0-0-0		0-0-0		HOME		0-0-0		0-0-0		0-0-0								
0-0-0		0-0-0		0-0-0		AWAY		0-0-0		0-0-0		0-0-0								
0-1-0		0-0-0		0-0-0		NEUTRAL		0-0-0		0-0-0		0-1-0								
RPI	S	Opponent		Score	RPI	S	Opponent		Score	RPI	S	Opponent		Score	RPI	S	Opponent		Score	
												275	A	Howard	0		17			
												291	N	Presbyterian	0		10			
												293	A	VMI	0		16			
												312	H	Canisius	1		16			
												325	A	Saint Peter's	2		11			
												327	N	Francis Marion	1		9			
LAST 10 GAMES																				
325	A	Saint Peter's			2		11	291	N	Presbyterian			0		10					
293	A	VMI			0		16	327	N	Francis Marion			1		9					
275	A	Howard			0		17													
312	H	Canisius			1		16													

Non-Div. I Games:

Hampton

A  
l  
c  
o  
r  
n

Alcorn					Through Games Of Sunday, October 18, 2015								
Average RPI Win:	0	WON-LOST	WINNING	LAST 10		STRENGTH OF	OPP. STRENGTH	TEAM	ADJ	CONF.	ADJ CONF.		
Average RPI Loss:	303	RECORD	PCT. RANK	GAMES		SCHEDULE	OF SCHEDULE	RPI	RPI	RPI	RPI		
DIV. I ONLY		0-11-0	0	331	0-9-0	333	330	333	.22074	333	31	31	
DIV. I NON-CONF.		0-3-0	0	325	0-1-0	329	325	332	.24799	332	31	31	
<hr/>													
TOTALS		RPI 1-25		RPI 26-50		W-L RECORDS		RPI 51-100		RPI 101-150		RPI 150+	
0-11-0		0-0-0		0-0-0		OVERALL		0-0-0		0-0-0		0-11-0	
0-4-0		0-0-0		0-0-0		HOME		0-0-0		0-0-0		0-4-0	
0-7-0		0-0-0		0-0-0		AWAY		0-0-0		0-0-0		0-7-0	
0-0-0		0-0-0		0-0-0		NEUTRAL		0-0-0		0-0-0		0-0-0	
0-3-0		0-0-0		0-0-0		NON-CONFERENCE		0-0-0		0-0-0		0-3-0	
0-0-0		0-0-0		0-0-0		HOME		0-0-0		0-0-0		0-0-0	
0-3-0		0-0-0		0-0-		AWAY		0-0-0		0-0-0		0-3-0	
0-0-0		0-0-0		0-0-0		NEUTRAL		0-0-0		0-0-0		0-0-0	
0-8-0		0-0-0		0-0-0		CONFERENCE		0-0-0		0-0-0		0-8-0	
0-4-0		0-0-0		0-0-0		HOME		0-0-0		0-0-0		0-4-0	
0-4-0		0-0-0		0-0-0		AWAY		0-0-0		0-0-0		0-4-0	
0-0-0		0-0-0		0-0-0		NEUTRAL		0-0-0		0-0-0		0-0-0	
RPI	S	Opponent	Score	RPI	S	Opponent	Score	RPI	S	Opponent	Score		
										270	A Jackson St.	0 5	
										273	A Lamar	0 13	
										274	A Northwestern St.	0 10	
										281	A Prairie View	0 10	
										304	H Alabama St.	0 9	
										314	A Nicholls St.	0 10	
										315	H Ark.-Pine Bluff	0 6	
										318	A Texas Southern	0 6	
										324	H Alabama A&M	1 3	
										329	H Grambling	1 4	
										331	A Southern U.	1 2	
<hr/>													
LAST 10 GAMES													
						324	H Alabama A&M	1 3			304	H Alabama St.	0 9
						331	A Southern U.	1 2			329	H Grambling	1 4
						270	A Jackson St.	0 5			315	H Ark.-Pine Bluff	0 6
						273	A Lamar	0 13			281	A Prairie View	0 10
						314	A Nicholls St.	0 10			318	A Texas Southern	0 6