

Non-Div. I Games:

Stanford

Average RPI Win: 77		WON-LOST RECORD		WINNING PCT. RANK		LAST 10 GAMES		STRENGTH OF SCHEDULE		OPP. STRENGTH OF SCHEDULE		TEAM RPI		ADJ RPI		CONF. RPI		ADJ CONF. RPI	
DIV. I ONLY		18- 1		.94737 1		10- 0		8		9		2		.74425 2		2		2	
DIV. I NON-CONF.		10- 1		.90909 17		2- 0		8		19		5		.71188 4		2		2	
TOTALS		RPI 1-25		RPI 26-50		W-L RECORDS		RPI 51-100		RPI 101-150		RPI 150+							
18- 1		6- 0		4- 1		OVERALL		3- 0		2- 0		3- 0							
9- 0		4- 0		0- 0		HOME		2- 0		2- 0		1- 0							
5- 0		2- 0		3- 0		AWAY		0- 0		0- 0		0- 0							
4- 1		0- 0		1- 1		NEUTRAL		1- 0		0- 0		2- 0							
10- 1		3- 0		1- 1		NON-CONFERENCE		2- 0		1- 0		3- 0							
5- 0		2- 0		0- 0		HOME		1- 0		1- 0		1- 0							
1- 0		1- 0		0- 0		AWAY		0- 0		0- 0		0- 0							
4- 1		0- 0		1- 1		NEUTRAL		1- 0		0- 0		2- 0							
8- 0		3- 0		3- 0		CONFERENCE		1- 0		1- 0		0- 0							
4- 0		2- 0		0- 0		HOME		1- 0		1- 0		0- 0							
4- 0		1- 0		3- 0		AWAY		0- 0		0- 0		0- 0							
0- 0		0- 0		0- 0		NEUTRAL		0- 0		0- 0		0- 0							
RPI S	Opponent	Score		RPI S	Opponent	Score		RPI S	Opponent	Score		RPI S	Opponent	Score					
1 H	Stanford	3	2	27 N	Oregon St.	2	3	93 H	Duquesne	3	0	124 H	Indiana	3	1				
3 H	Nebraska	3	1	33 N	Western Ky.	3	0	98 H	Iowa	3	1	126 H	Portland	3	0				
4 H	Texas	3	0	34 A	Illinois	3	2	100 N	Morehead St.	3	0	174 N	Ill.-Chicago	3	0				
7 A	Louisville	3	0	35 A	Northwestern	3	0					226 N	DePaul	3	0				
10 A	Minnesota	3	0	46 A	Wisconsin	3	0					255 H	Eastern Ill.	3	0				
16 H	Purdue	3	0																
				LAST 10 GAMES															
				124 H Indiana 3 1				46 A Wisconsin 3 0											
				16 H Purdue 3 0				98 H Iowa 3 1											
				34 A Illinois 3 2				3 H Nebraska 3 1											
				35 A Northwestern 3 0				93 H Duquesne 3 0											
				10 A Minnesota 3 0				255 H Eastern Ill. 3 0											

Average RPI Win:	64	WON-LOST	WINNING	LAST 10	STRENGTH OF	OPP. STRENGTH	TEAM	ADJ	CONF.	ADJ CONF.		
Average RPI Loss:	22	RECORD	PCT. RANK	GAMES	SCHEDULE	OF SCHEDULE	RPI	RPI	RPI	RPI		
DIV. I ONLY		15- 2	.88235	10	8- 2	5	2	3	.74021	3	2	2
DIV. I NON-CONF.		8- 1	.88889	22	1- 1	33	5	7	.6962	7	2	2
<hr/>												
TOTALS	RPI 1-25	RPI 26-50		W-L RECORDS		RPI 51-100		RPI 101-150		RPI 150+		
15- 2	7- 1	3- 1		OVERALL		1- 0		2- 0		2- 0		
10- 0	5- 0	3- 0		HOME		1- 0		0- 0		1- 0		
4- 2	2- 1	0- 1		AWAY		0- 0		2- 0		0- 0		
1- 0	0- 0	0- 0		NEUTRAL		0- 0		0- 0		1- 0		
8- 1	3- 0	1- 1		NON-CONFERENCE		1- 0		1- 0		2- 0		
6- 0	3- 0	1- 0		HOME		1- 0		0- 0		1- 0		
1- 1	0- 0	0- 1		AWAY		0- 0		1- 0		0- 0		
1- 0	0- 0	0- 0		NEUTRAL		0- 0		0- 0		1- 0		
7- 1	4- 1	2- 0		CONFERENCE		0- 0		1- 0		0- 0		
4- 0	2- 0	2- 0		HOME		0- 0		0- 0		0- 0		
3- 1	2- 1	0- 0		AWAY		0- 0		1- 0		0- 0		
0- 0	0- 0	0- 0		NEUTRAL		0- 0		0- 0		0- 0		
RPI S	Opponent	Score		RPI S	Opponent	Score		RPI S	Opponent	Score		
2 A	Penn St.	1	3	38 H	Notre Dame	3	0	93 H	Duquesne	3	0	
6 H	UCLA	3	2	42 A	Iowa St.	1	3	124 A	Indiana	3	2	
10 H	Minnesota	3	1	45 H	Michigan St.	3	0	131 A	UC Irvine	3	0	
16 A	Purdue	3	0	46 H	Wisconsin	3	0	153 H	Saint Louis	3	0	
17 H	Kentucky	3	1					220 N	Colgate	3	0	
19 H	Oklahoma	3	0									
24 H	Michigan	3	1									
25 A	Ohio St.	3	1									
				LAST 10 GAMES								
				10 H	Minnesota	3	1	45 H	Michigan St.	3	0	
				46 H	Wisconsin	3	0	25 A	Ohio St.	3	1	
				124 A	Indiana	3	2	2 A	Penn St.	1	3	
				16 A	Purdue	3	0	42 A	Iowa St.	1	3	
				24 H	Michigan	3	1	17 H	Kentucky	3	1	

Non-Div. I Games:

Nebraska

Average RPI Win: 73		WON-LOST	WINNING	LAST 10	STRENGTH OF		OPP. STRENGTH	TEAM	ADJ	CONF.	ADJ CONF.
Average RPI Loss: 15		RECORD	PCT. RANK	GAMES	SCHEDULE		OF SCHEDULE	RPI	RPI	RPI	RPI
DIV. I ONLY		15- 3	.83333	25	6		1	6	.72041	4	3
DIV. I NON-CONF.		8- 3	.72727	69	14		1	13	.67522	10	3
TOTALS		RPI 1-25	RPI 26-50		W-L RECORDS		RPI 51-100		RPI 101-150		RPI 150+
15- 3		7- 2	0- 1		OVERALL		4- 0		1- 0		3- 0
9- 2		4- 1	0- 1		HOME		2- 0		1- 0		2- 0
5- 1		2- 1	0- 0		AWAY		2- 0		0- 0		1- 0
1- 0		1- 0	0- 0		NEUTRAL		0- 0		0- 0		0- 0
8- 3		4- 2	0- 1		NON-CONFERENCE		1- 0		1- 0		2- 0
6- 2		2- 1	0- 1		HOME		1- 0		1- 0		2- 0
1- 1		1- 1	0- 0		AWAY		0- 0		0- 0		0- 0
1- 0		1- 0	0- 0		NEUTRAL		0- 0		0- 0		0- 0
7- 0		3- 0	0- 0		CONFERENCE		3- 0		0- 0		1- 0
3- 0		2- 0	0- 0		HOME		1- 0		0- 0		0- 0
4- 0		1- 0	0- 0		AWAY		2- 0		0- 0		1- 0
0- 0		0- 0	0- 0		NEUTRAL		0- 0		0- 0		0- 0
RPI S	Opponent	Score		RPI S	Opponent	Score		RPI S	Opponent	Score	
2 A	Penn St.	0	3	34 H	Illinois	2	3	61 H	TCU	3	0
7 A	Louisville	3	2					67 H	LSU	3	0
9 A	Kansas St.	3	0					70 A	Baylor	3	0
10 H	Minnesota	1	3					91 A	Texas Tech	3	0
10 H	Minnesota	3	1								
12 N	Florida	3	0								
13 H	Kansas	3	0								
19 H	Oklahoma	3	0								
21 H	San Diego	3	0								
				LAST 10 GAMES							
				13 H	Kansas	3	0	70 A	Baylor	3	0
				7 A	Louisville	3	2	19 H	Oklahoma	3	0
				9 A	Kansas St.	3	0	233 H	UCF	3	0
				61 H	TCU	3	0	102 H	Cincinnati	3	0
				91 A	Texas Tech	3	0	34 H	Illinois	2	3

Non-Div. I Games:

Texas

Average RPI Win:	80	WON-LOST	WINNING	LAST 10	STRENGTH OF	OPP. STRENGTH	TEAM	ADJ	CONF.	ADJ CONF.	
Average RPI Loss:	1	RECORD	PCT. RANK	GAMES	SCHEDULE	OF SCHEDULE	RPI	RPI	RPI	RPI	
DIV. I ONLY		16- 1	.94118 3	9- 1	23	6	5	.71651 5	1	1	
DIV. I NON-CONF.		9- 0	1 1	2- 0	98	14	9	.67655 9	1	1	
<hr/>											
TOTALS	RPI 1-25	RPI 26-50		W-L RECORDS		RPI 51-100		RPI 101-150		RPI 150+	
16- 1	4- 1	3- 0		OVERALL		5- 0		1- 0		3- 0	
7- 0	1- 0	2- 0		HOME		3- 0		1- 0		0- 0	
5- 1	2- 1	1- 0		AWAY		2- 0		0- 0		0- 0	
4- 0	1- 0	0- 0		NEUTRAL		0- 0		0- 0		3- 0	
<hr/>											
9- 0	2- 0	1- 0		NON-CONFERENCE		3- 0		0- 0		3- 0	
2- 0	0- 0	1- 0		HOME		1- 0		0- 0		0- 0	
3- 0	1- 0	0- 0		AWAY		2- 0		0- 0		0- 0	
4- 0	1- 0	0- 0		NEUTRAL		0- 0		0- 0		3- 0	
<hr/>											
7- 1	2- 1	2- 0		CONFERENCE		2- 0		1- 0		0- 0	
5- 0	1- 0	1- 0		HOME		2- 0		1- 0		0- 0	
2- 1	1- 1	1- 0		AWAY		0- 0		0- 0		0- 0	
0- 0	0- 0	0- 0		NEUTRAL		0- 0		0- 0		0- 0	
<hr/>											
RPI S	Opponent	Score	RPI S	Opponent	Score	RPI S	Opponent	Score	RPI S	Opponent	Score
1 A	Stanford	2 3	27 H	Oregon St.	3 0	65 A	Portland St.	3 0	122 H	Washington St.	3 0
8 H	Washington	3 1	39 H	St. Mary's (CA)	3 0	66 H	UC Santa Barbara	3 1	183 N	Toledo	3 0
14 A	Southern California	3 0	41 A	California	3 1	68 H	Utah	3 0	186 N	Houston	3 0
17 N	Kentucky	3 0				78 A	Ohio	3 1	253 N	Western Caro.	3 0
25 A	Ohio St.	3 2				81 H	Colorado	3 0			
<hr/>											
			LAST 10 GAMES								
			8 H Washington 3 1			68 H Utah 3 0					
			122 H Washington St. 3 0			14 A Southern California 3 0					
			1 A Stanford 2 3			27 H Oregon St. 3 0					
			41 A California 3 1			65 A Portland St. 3 0					
			81 H Colorado 3 0			39 H St. Mary's (CA) 3 0					

Non-Div. I Games:

Oregon

Average RPI Win:	61	WON-LOST	WINNING	LAST 10	STRENGTH OF	OPP. STRENGTH	TEAM	ADJ	CONF.	ADJ CONF.					
Average RPI Loss:	7	RECORD	PCT. RANK	GAMES	SCHEDULE	OF SCHEDULE	RPI	RPI	RPI	RPI					
DIV. I ONLY		13- 4	.76471	38	7- 3	2	7	4	.7137	6	1	1			
DIV. I NON-CONF.		8- 1	.88889	22	2- 0	2	23	1	.73769	1	1	1			
<hr/>															
TOTALS	RPI 1-25	RPI 26-50		W-L RECORDS		RPI 51-100		RPI 101-150		RPI 150+					
13- 4	1- 4	5- 0		OVERALL		5- 0		2- 0		0- 0					
4- 0	0- 0	2- 0		HOME		2- 0		0- 0		0- 0					
5- 4	1- 4	2- 0		AWAY		1- 0		1- 0		0- 0					
4- 0	0- 0	1- 0		NEUTRAL		2- 0		1- 0		0- 0					
<hr/>															
8- 1	1- 1	3- 0		NON-CONFERENCE		3- 0		1- 0		0- 0					
1- 0	0- 0	1- 0		HOME		0- 0		0- 0		0- 0					
3- 1	1- 1	1- 0		AWAY		1- 0		0- 0		0- 0					
4- 0	0- 0	1- 0		NEUTRAL		2- 0		1- 0		0- 0					
<hr/>															
5- 3	0- 3	2- 0		CONFERENCE		2- 0		1- 0		0- 0					
3- 0	0- 0	1- 0		HOME		2- 0		0- 0		0- 0					
2- 3	0- 3	1- 0		AWAY		0- 0		1- 0		0- 0					
0- 0	0- 0	0- 0		NEUTRAL		0- 0		0- 0		0- 0					
<hr/>															
RPI S	Opponent	Score		RPI S	Opponent	Score		RPI S	Opponent	Score		RPI S	Opponent	Score	
1 A	Stanford	2	3	27 H	Oregon St.	3	0	51 H	Arizona	3	0	122 A	Washington St.	3	0
3 A	Nebraska	2	3	30 H	Pepperdine	3	0	51 H	Arizona St.	3	0	138 N	Idaho	3	0
8 A	Washington	2	3	38 N	Notre Dame	3	1	66 A	UC Santa Barbara	3	1				
14 A	Southern California	1	3	40 A	Colorado St.	3	2	86 N	Northeastern	3	0				
22 A	Hawaii	3	1	41 A	California	3	0	87 N	San Diego St.	3	0				
<hr/>															
LAST 10 GAMES															
41 A California 3 0 8 A Washington 2 3															
1 A Stanford 2 3 27 H Oregon St. 3 0															
51 H Arizona 3 0 14 A Southern California 1 3															
51 H Arizona St. 3 0 40 A Colorado St. 3 2															
122 A Washington St. 3 0 30 H Pepperdine 3 0															

Non-Div. I Games:

UCLA

Average RPI Win:	94	WON-LOST	WINNING	LAST 10	STRENGTH OF	OPP. STRENGTH	TEAM	ADJ	CONF.	ADJ CONF.				
Average RPI Loss:	15	RECORD	PCT. RANK	GAMES	SCHEDULE	OF SCHEDULE	RPI	RPI	RPI	RPI				
DIV. I ONLY		18- 3	.85714	16	8- 2	4	41	7	.71203	7	8	9		
DIV. I NON-CONF.		11- 2	.84615	31	1- 1	3	8	2	.73474	2	9	10		
<hr/>														
TOTALS	RPI 1-25	RPI 26-50		W-L RECORDS		RPI 51-100		RPI 101-150		RPI 150+				
18- 3	3- 2	3- 1		OVERALL		2- 0		8- 0		2- 0				
12- 3	2- 2	2- 1		HOME		2- 0		4- 0		2- 0				
4- 0	0- 0	0- 0		AWAY		0- 0		4- 0		0- 0				
2- 0	1- 0	1- 0		NEUTRAL		0- 0		0- 0		0- 0				
<hr/>														
11- 2	3- 2	3- 0		NON-CONFERENCE		2- 0		2- 0		1- 0				
9- 2	2- 2	2- 0		HOME		2- 0		2- 0		1- 0				
0- 0	0- 0	0- 0		AWAY		0- 0		0- 0		0- 0				
2- 0	1- 0	1- 0		NEUTRAL		0- 0		0- 0		0- 0				
<hr/>														
7- 1	0- 0	0- 1		CONFERENCE		0- 0		6- 0		1- 0				
3- 1	0- 0	0- 1		HOME		0- 0		2- 0		1- 0				
4- 0	0- 0	0- 0		AWAY		0- 0		4- 0		0- 0				
0- 0	0- 0	0- 0		NEUTRAL		0- 0		0- 0		0- 0				
<hr/>														
RPI	S	Opponent	Score		RPI	S	Opponent	Score		RPI	S	Opponent	Score	
2	H	Penn St.	0	3	33	H	Western Ky.	3	1	104	H	Seton Hall	3	0
4	H	Texas	2	3	34	N	Illinois	3	2	105	A	South Fla.	3	1
16	N	Purdue	3	0	38	H	Notre Dame	2	3	112	H	Rutgers	3	0
17	H	Kentucky	3	1	44	H	Duke	3	0	115	A	St. John's (NY)	3	2
20	H	Miami (FL)	3	1						120	H	Samford	3	1
										123	H	Marshall	3	0
										130	A	Pittsburgh	3	0
										149	A	Connecticut	3	1
										164	H	Middle Tenn.	3	0
										226	H	DePaul	3	0
<hr/>														
LAST 10 GAMES														
149 A Connecticut					3	1	130 A Pittsburgh					3	0	
115 A St. John's (NY)					3	2	105 A South Fla.					3	1	
4 H Texas					2	3	38 H Notre Dame					2	3	
112 H Rutgers					3	0	226 H DePaul					3	0	
104 H Seton Hall					3	0	20 H Miami (FL)					3	1	

Average RPI Win:		84	WON-LOST RECORD		WINNING PCT. RANK		LAST 10 GAMES		STRENGTH OF SCHEDULE		OPP. STRENGTH OF SCHEDULE		TEAM RPI	ADJ RPI		CONF. RPI	ADJ CONF. RPI						
DIV. I ONLY			16- 1	.94118		3	9- 1		30		14		8	.70248		8	1	1					
DIV. I NON-CONF.			9- 0	1		1	2- 0		111		27		15	.66053		16	1	1					
TOTALS		RPI 1-25		RPI 26-50			W-L RECORDS			RPI 51-100			RPI 101-150			RPI 150+							
16- 1		3- 1		1- 0			OVERALL			6- 0			4- 0			2- 0							
8- 0		2- 0		0- 0			HOME			2- 0			2- 0			2- 0							
6- 1		0- 1		1- 0			AWAY			3- 0			2- 0			0- 0							
2- 0		1- 0		0- 0			NEUTRAL			1- 0			0- 0			0- 0							
9- 0		1- 0		0- 0			NON-CONFERENCE			3- 0			3- 0			2- 0							
5- 0		0- 0		0- 0			HOME			2- 0			1- 0			2- 0							
2- 0		0- 0		0- 0			AWAY			0- 0			2- 0			0- 0							
2- 0		1- 0		0- 0			NEUTRAL			1- 0			0- 0			0- 0							
7- 1		2- 1		1- 0			CONFERENCE			3- 0			1- 0			0- 0							
3- 0		2- 0		0- 0			HOME			0- 0			1- 0			0- 0							
4- 1		0- 1		1- 0			AWAY			3- 0			0- 0			0- 0							
0- 0		0- 0		0- 0			NEUTRAL			0- 0			0- 0			0- 0							
RPI	S	Opponent		Score		RPI	S	Opponent		Score		RPI	S	Opponent		Score		RPI	S	Opponent		Score	
5	A	Oregon		1	3	27	A	Oregon St.		3	0	51	A	Arizona		3	1	103	A	Rice		3	0
6	H	UCLA		3	2							64	H	Long Beach St.		3	0	122	H	Washington St.		3	1
14	H	Southern California		3	0							65	H	Portland St.		3	0	126	A	Portland		3	0
16	N	Purdue		3	0							67	N	LSU		3	0	146	H	Gonzaga		3	0
												68	A	Utah		3	1	162	H	Boise St.		3	0
												81	A	Colorado		3	0	222	H	Seattle		3	0
LAST 10 GAMES																							
5	A	Oregon		1	3	6	H	UCLA		3	2												
27	A	Oregon St.		3	0	51	A	Arizona		3	1												
81	A	Colorado		3	0	122	H	Washington St.		3	1												
68	A	Utah		3	1	126	A	Portland		3	0												
14	H	Southern California		3	0	64	H	Long Beach St.		3	0												

Non-Div. I Games:

Washington

Average RPI Win:		93	WON-LOST RECORD		WINNING PCT. RANK		LAST 10 GAMES		STRENGTH OF SCHEDULE		OPP. STRENGTH OF SCHEDULE		TEAM RPI		ADJ RPI		CONF. RPI		ADJ CONF. RPI	
DIV. I ONLY			17- 2		.89474 6		8- 2		21		27		9		.69644 9		3		3	
DIV. I NON-CONF.			13- 0		1 1		4- 0		31		33		4		.71156 5		3		3	
TOTALS		RPI 1-25		RPI 26-50		W-L RECORDS		RPI 51-100		RPI 101-150		RPI 150+								
17- 2		1- 2		5- 0		OVERALL		4- 0		3- 0		4- 0								
9- 1		0- 1		3- 0		HOME		1- 0		3- 0		2- 0								
4- 1		0- 1		1- 0		AWAY		3- 0		0- 0		0- 0								
4- 0		1- 0		1- 0		NEUTRAL		0- 0		0- 0		2- 0								
13- 0		1- 0		4- 0		NON-CONFERENCE		2- 0		3- 0		3- 0								
7- 0		0- 0		2- 0		HOME		1- 0		3- 0		1- 0								
2- 0		0- 0		1- 0		AWAY		1- 0		0- 0		0- 0								
4- 0		1- 0		1- 0		NEUTRAL		0- 0		0- 0		2- 0								
4- 2		0- 2		1- 0		CONFERENCE		2- 0		0- 0		1- 0								
2- 1		0- 1		1- 0		HOME		0- 0		0- 0		1- 0								
2- 1		0- 1		0- 0		AWAY		2- 0		0- 0		0- 0								
0- 0		0- 0		0- 0		NEUTRAL		0- 0		0- 0		0- 0								
RPI	S	Opponent		Score		RPI	S	Opponent		Score		RPI	S	Opponent		Score				
4	H	Texas		0 3		27	H	Oregon St.		3 2		61	A	TCU		3 0				
10	N	Minnesota		3 2		29	A	Creighton		3 0		63	A	Tulsa		3 0				
19	A	Oklahoma		0 3		37	N	Dayton		3 0		70	A	Baylor		3 1				
						39	H	St. Mary's (CA)		3 0		90	H	Missouri St.		3 0				
						42	H	Iowa St.		3 0										
						LAST 10 GAMES														
						61 A TCU 3 0						224 H Neb. Omaha 3 0								
						4 H Texas 0 3						19 A Oklahoma 0 3								
						42 H Iowa St. 3 0						37 N Dayton 3 0								
						70 A Baylor 3 1						10 N Minnesota 3 2								
						178 H West Virginia 3 0						63 A Tulsa 3 0								

Non-Div. I Games:

Kansas St.

Average RPI Win:		98	WON-LOST RECORD		WINNING PCT. RANK		LAST 10 GAMES		STRENGTH OF SCHEDULE		OPP. STRENGTH OF SCHEDULE		TEAM RPI		ADJ RPI		CONF. RPI		ADJ CONF. RPI		
DIV. I ONLY			15- 4		.78947 33		8- 2		11		19		11		.69057 10		2		2		
DIV. I NON-CONF.			9- 2		.81818 39		2- 0		34		44		17		.65796 17		2		2		
TOTALS		RPI 1-25		RPI 26-50		W-L RECORDS		RPI 51-100		RPI 101-150		RPI 150+									
15- 4		3- 4		4- 0		OVERALL		2- 0		2- 0		4- 0									
7- 1		2- 1		1- 0		HOME		0- 0		2- 0		2- 0									
6- 2		1- 2		2- 0		AWAY		2- 0		0- 0		1- 0									
2- 1		0- 1		1- 0		NEUTRAL		0- 0		0- 0		1- 0									
9- 2		1- 2		1- 0		NON-CONFERENCE		1- 0		2- 0		4- 0									
4- 0		0- 0		0- 0		HOME		0- 0		2- 0		2- 0									
3- 1		1- 1		0- 0		AWAY		1- 0		0- 0		1- 0									
2- 1		0- 1		1- 0		NEUTRAL		0- 0		0- 0		1- 0									
6- 2		2- 2		3- 0		CONFERENCE		1- 0		0- 0		0- 0									
3- 1		2- 1		1- 0		HOME		0- 0		0- 0		0- 0									
3- 1		0- 1		2- 0		AWAY		1- 0		0- 0		0- 0									
0- 0		0- 0		0- 0		NEUTRAL		0- 0		0- 0		0- 0									
RPI	S	Opponent		Score		RPI	S	Opponent		Score		RPI	S	Opponent		Score					
2	H	Penn St.		0	3	34	A	Illinois		3	0	63	A	Tulsa		3	0				
3	A	Nebraska		1	3	35	A	Northwestern		3	1	98	A	Iowa		3	1				
4	A	Texas		3	1	37	N	Dayton		3	0			128		H	Albany (NY)	3	0		
4	A	Texas		1	3	45	H	Michigan St.		3	2			147		H	North Dakota St.	3	0		
9	N	Kansas St.		2	3									158		H	LIU Brooklyn	3	0		
24	H	Michigan		3	1									170		A	James Madison	3	1		
25	H	Ohio St.		3	0									238		H	Miami (OH)	3	0		
														271		N	Appalachian St.	3	0		
LAST 10 GAMES																					
3 A Nebraska						1	3	25 H Ohio St.						3	0						
98 A Iowa						3	1	35 A Northwestern						3	1						
45 H Michigan St.						3	2	34 A Illinois						3	0						
24 H Michigan						3	1	63 A Tulsa						3	0						
2 H Penn St.						0	3	37 N Dayton						3	0						

Non-Div. I Games:

Minnesota

Average RPI Win:	93	WON-LOST	WINNING	LAST 10	STRENGTH OF	OPP. STRENGTH	TEAM	ADJ	CONF.	ADJ CONF.		
Average RPI Loss:	39	RECORD	PCT. RANK	GAMES	SCHEDULE	OF SCHEDULE	RPI	RPI	RPI	RPI		
DIV. I ONLY		18- 1	.94737	1	9- 1	49	31	13	.68623	11	5	5
DIV. I NON-CONF.		12- 0	1	1	3- 0	39	41	6	.70354	6	5	5
<hr/>												
TOTALS	RPI 1-25	RPI 26-50		W-L RECORDS		RPI 51-100		RPI 101-150		RPI 150+		
18- 1	1- 0	4- 1		OVERALL		5- 0		5- 0		3- 0		
7- 0	0- 0	2- 0		HOME		3- 0		2- 0		0- 0		
5- 1	0- 0	1- 1		AWAY		2- 0		1- 0		1- 0		
6- 0	1- 0	1- 0		NEUTRAL		0- 0		2- 0		2- 0		
<hr/>												
12- 0	1- 0	3- 0		NON-CONFERENCE		2- 0		3- 0		3- 0		
3- 0	0- 0	1- 0		HOME		2- 0		0- 0		0- 0		
3- 0	0- 0	1- 0		AWAY		0- 0		1- 0		1- 0		
6- 0	1- 0	1- 0		NEUTRAL		0- 0		2- 0		2- 0		
<hr/>												
6- 1	0- 0	1- 1		CONFERENCE		3- 0		2- 0		0- 0		
4- 0	0- 0	1- 0		HOME		1- 0		2- 0		0- 0		
2- 1	0- 0	0- 1		AWAY		2- 0		0- 0		0- 0		
0- 0	0- 0	0- 0		NEUTRAL		0- 0		0- 0		0- 0		
<hr/>												
RPI S	Opponent	Score		RPI S	Opponent	Score		RPI S	Opponent	Score		
18 N	Tennessee	3 1		30 H	Pepperdine	3 0		57 A	San Francisco	3 1		
				36 A	Wichita St.	3 2		57 H	San Francisco	3 1		
				39 A	St. Mary's (CA)	1 3		59 A	Loyola Marymount	3 2		
				40 N	Colorado St.	3 1		65 H	Portland St.	3 0		
				50 H	Bowling Green	3 0		68 H	Utah	3 0		

Average RPI Win:		107	WON-LOST RECORD		WINNING PCT. RANK	LAST 10 GAMES		STRENGTH OF SCHEDULE		OPP. STRENGTH OF SCHEDULE	TEAM RPI	ADJ RPI	CONF. RPI	ADJ CONF. RPI			
Average RPI Loss:		3															
DIV. I ONLY			15- 2		.88235	10	10- 0		27	23	12	.68503	12	4	4		
DIV. I NON-CONF.			6- 2		.75	60	1- 0		57	59	40	.61376	42	4	4		
TOTALS		RPI 1-25		RPI 26-50		W-L RECORDS		RPI 51-100		RPI 101-150		RPI 150+					
15- 2		2- 2		4- 0		OVERALL		3- 0		1- 0		5- 0					
11- 0		1- 0		3- 0		HOME		2- 0		1- 0		4- 0					
4- 0		1- 0		1- 0		AWAY		1- 0		0- 0		1- 0					
0- 2		0- 2		0- 0		NEUTRAL		0- 0		0- 0		0- 0					
6- 2		0- 2		0- 0		NON-CONFERENCE		1- 0		1- 0		4- 0					
6- 0		0- 0		0- 0		HOME		1- 0		1- 0		4- 0					
0- 0		0- 0		0- 0		AWAY		0- 0		0- 0		0- 0					
0- 2		0- 2		0- 0		NEUTRAL		0- 0		0- 0		0- 0					
9- 0		2- 0		4- 0		CONFERENCE		2- 0		0- 0		1- 0					
5- 0		1- 0		3- 0		HOME		1- 0		0- 0		0- 0					
4- 0		1- 0		1- 0		AWAY		1- 0		0- 0		1- 0					
0- 0		0- 0		0- 0		NEUTRAL		0- 0		0- 0		0- 0					
RPI	S	Opponent		Score		RPI	S	Opponent		Score		RPI	S	Opponent		Score	
1	N	Stanford		1	3	26	A	Arkansas		3	2	58	H	Georgia Tech		3	1
4	N	Texas		0	3	26	H	Arkansas		3	0	74	A	South Carolina		3	1
17	A	Kentucky		3	0	48	H	Missouri		3	0	97	H	Ole Miss		3	0
17	H	Kentucky		3	2	49	H	Auburn		3	0						

Non-Div. I Games:

Florida

Average RPI Win:	98	WON-LOST	WINNING	LAST 10	STRENGTH OF	OPP. STRENGTH	TEAM	ADJ	CONF.	ADJ CONF.		
Average RPI Loss:	23	RECORD	PCT. RANK	GAMES	SCHEDULE	OF SCHEDULE	RPI	RPI	RPI	RPI		
DIV. I ONLY		17- 3	.85	17	8- 2	16	42	10	.68419	13	3	3
DIV. I NON-CONF.		12- 2	.85714	29	3- 1	11	65	8	.67699	8	3	3
<hr/>												
TOTALS	RPI 1-25	RPI 26-50		W-L RECORDS		RPI 51-100		RPI 101-150		RPI 150+		
17- 3	1- 1	2- 2		OVERALL		6- 0		6- 0		2- 0		
10- 0	0- 0	2- 0		HOME		4- 0		4- 0		0- 0		
3- 3	1- 1	0- 2		AWAY		1- 0		0- 0		1- 0		
4- 0	0- 0	0- 0		NEUTRAL		1- 0		2- 0		1- 0		
<hr/>												
12- 2	0- 0	1- 2		NON-CONFERENCE		4- 0		6- 0		1- 0		
8- 0	0- 0	1- 0		HOME		3- 0		4- 0		0- 0		
0- 2	0- 0	0- 2		AWAY		0- 0		0- 0		0- 0		
4- 0	0- 0	0- 0		NEUTRAL		1- 0		2- 0		1- 0		
<hr/>												
5- 1	1- 1	1- 0		CONFERENCE		2- 0		0- 0		1- 0		
2- 0	0- 0	1- 0		HOME		1- 0		0- 0		0- 0		
3- 1	1- 1	0- 0		AWAY		1- 0		0- 0		1- 0		
0- 0	0- 0	0- 0		NEUTRAL		0- 0		0- 0		0- 0		
<hr/>												
RPI S	Opponent	Score	RPI S	Opponent	Score	RPI S	Opponent	Score	RPI S	Opponent	Score	
4	A Texas	0 3	26	A Arkansas	1 3	51	H Arizona St.	3 1	111	N Xavier	3 0	
19	A Oklahoma	3 2	29	H Creighton	3 2	59	N Loyola Marymount	3 1	113	H Wyoming	3 0	
			38	A Notre Dame	1 3	63	H Tulsa	3 1	117	H Sam Houston St.	3 0	
			42	H Iowa St.	3 2	70	H Baylor	3 2	118	H Arkansas St.	3 1	
						85	H Col. of Charleston	3 0	125	N Northwestern St.	3 0	
						91	A Texas Tech	3 0	133	H UMKC	3 0	
									178	A West Virginia	3 1	
									258	N UT Martin	3 0	
<hr/>												
LAST 10 GAMES												
	4	A	Texas	0	3	91	A	Texas Tech	3	0		
	19	A	Oklahoma	3	2	29	H	Creighton	3	2		
	70	H	Baylor	3	2	38	A	Notre Dame	1	3		
	178	A	West Virginia	3	1	111	N	Xavier	3	0		
	42	H	Iowa St.	3	2	59	N	Loyola Marymount	3	1		

Non-Div. I Games:

Kansas

Average RPI Win:		103	WON-LOST RECORD		WINNING PCT. RANK		LAST 10 GAMES		STRENGTH OF SCHEDULE		OPP. STRENGTH OF SCHEDULE		TEAM RPI		ADJ RPI		CONF. RPI		ADJ CONF. RPI					
DIV. I ONLY			17- 3		.85		17		7- 3		26		22		14		.68365		14		1		1	
DIV. I NON-CONF.			12- 0		1		1		2- 0		87		55		14		.66871		13		1		1	
TOTALS		RPI 1-25				RPI 26-50				W-L RECORDS				RPI 51-100				RPI 101-150				RPI 150+		
17- 3		2- 3				4- 0				OVERALL				3- 0				4- 0				4- 0		
9- 1		2- 1				2- 0				HOME				2- 0				1- 0				2- 0		
4- 2		0- 2				2- 0				AWAY				1- 0				1- 0				0- 0		
4- 0		0- 0				0- 0				NEUTRAL				0- 0				2- 0				2- 0		
12- 0		1- 0				3- 0				NON-CONFERENCE				1- 0				3- 0				4- 0		
6- 0		1- 0				2- 0				HOME				0- 0				1- 0				2- 0		
2- 0		0- 0				1- 0				AWAY				1- 0				0- 0				0- 0		
4- 0		0- 0				0- 0				NEUTRAL				0- 0				2- 0				2- 0		
5- 3		1- 3				1- 0				CONFERENCE				2- 0				1- 0				0- 0		
3- 1		1- 1				0- 0				HOME				2- 0				0- 0				0- 0		
2- 2		0- 2				1- 0				AWAY				0- 0				1- 0				0- 0		
0- 0		0- 0				0- 0				NEUTRAL				0- 0				0- 0				0- 0		
RPI	S	Opponent		Score		RPI	S	Opponent		Score		RPI	S	Opponent		Score		RPI	S	Opponent		Score		
1	A	Stanford		0 3		28	A	Texas A&M		3 1		51	H	Arizona		3 0		107	H	Boston College		3 1		
5	H	Oregon		0 3		38	H	Notre Dame		3 0		51	H	Arizona St.		3 1		122	A	Washington St.		3 0		
6	H	UCLA		3 1		41	A	California		3 0		61	A	TCU		3 0		139	N	North Dakota		3 0		
8	A	Washington		0 3		43	H	UNI		3 0								142	N	Texas St.		3 0		
21	H	San Diego		3 2														171	H	Mississippi St.		3 0		
																		202	H	Cal Poly		3 0		
																		217	N	Lehigh		3 0		
																		305	N	Prairie View		3 0		
						LAST 10 GAMES																		
						41	A	California		3 0		8	A	Washington		0 3								
						1	A	Stanford		0 3		5	H	Oregon		0 3								
						51	H	Arizona St.		3 1		6	H	UCLA		3 1								
						51	H	Arizona		3 0		217	N	Lehigh		3 0								
						122	A	Washington St.		3 0		305	N	Prairie View		3 0								

Non-Div. I Games:

Southern California

Average RPI Win:		95	WON-LOST RECORD		WINNING PCT. RANK		LAST 10 GAMES		STRENGTH OF SCHEDULE		OPP. STRENGTH OF SCHEDULE		TEAM RPI	ADJ RPI		CONF. RPI	ADJ CONF. RPI		
DIV. I ONLY			16- 2		.88889 7		10- 0		65		13		16	.67407 15		6	6		
DIV. I NON-CONF.			8- 1		.88889 22		2- 0		83		18		25	.65347 21		6	6		
TOTALS		RPI 1-25		RPI 26-50		W-L RECORDS		RPI 51-100		RPI 101-150		RPI 150+							
16- 2		3- 1		3- 1		OVERALL		3- 0		3- 0		4- 0							
6- 0		1- 0		2- 0		HOME		1- 0		1- 0		1- 0							
7- 1		1- 1		0- 0		AWAY		2- 0		1- 0		3- 0							
3- 1		1- 0		1- 1		NEUTRAL		0- 0		1- 0		0- 0							
8- 1		2- 0		1- 1		NON-CONFERENCE		1- 0		1- 0		3- 0							
2- 0		0- 0		0- 0		HOME		1- 0		0- 0		1- 0							
3- 0		1- 0		0- 0		AWAY		0- 0		0- 0		2- 0							
3- 1		1- 0		1- 1		NEUTRAL		0- 0		1- 0		0- 0							
8- 1		1- 1		2- 0		CONFERENCE		2- 0		2- 0		1- 0							
4- 0		1- 0		2- 0		HOME		0- 0		1- 0		0- 0							
4- 1		0- 1		0- 0		AWAY		2- 0		1- 0		1- 0							
0- 0		0- 0		0- 0		NEUTRAL		0- 0		0- 0		0- 0							
RPI S	Opponent		Score		RPI S	Opponent		Score		RPI S	Opponent		Score		RPI S	Opponent		Score	
18 A	Tennessee		3	0	30 N	Pepperdine		0	3	54 H	Georgia		3	1	102 N	Cincinnati		3	0
20 A	Miami (FL)		1	3	31 H	North Carolina St.		3	0	55 A	Virginia Tech		3	2	107 A	Boston College		3	0
23 H	North Carolina		3	0	42 N	Iowa St.		3	2	99 A	Maryland		3	1	143 H	Wake Forest		3	1
25 N	Ohio St.		3	1	44 H	Duke		3	1						157 A	Virginia		3	1
															186 A	Houston		3	0
															197 H	FIU		3	0
															237 A	Florida A&M		3	0
					LAST 10 GAMES														
					99 A Maryland					3	1	143 H Wake Forest					3	1	
					107 A Boston College					3	0	157 A Virginia					3	1	
					31 H North Carolina St.					3	0	55 A Virginia Tech					3	2	
					23 H North Carolina					3	0	25 N Ohio St.					3	1	
					44 H Duke					3	1	186 A Houston					3	0	

Average RPI Win:	85	WON-LOST RECORD	WINNING PCT. RANK	LAST 10 GAMES	STRENGTH OF SCHEDULE	OPP. STRENGTH OF SCHEDULE	TEAM RPI	ADJ RPI	CONF. RPI	ADJ CONF. RPI				
DIV. I ONLY		14- 5	.73684	44	7- 3	14	11	15	.67329	16	2	2		
DIV. I NON-CONF.		9- 2	.81818	39	2- 0	37	29	18	.65514	19	2	2		
<hr/>														
TOTALS	RPI 1-25	RPI 26-50		W-L RECORDS		RPI 51-100		RPI 101-150		RPI 150+				
14- 5	2- 4	5- 0		OVERALL		1- 1		3- 0		3- 0				
8- 2	0- 1	4- 0		HOME		0- 1		1- 0		3- 0				
5- 1	2- 1	1- 0		AWAY		0- 0		2- 0		0- 0				
1- 2	0- 2	0- 0		NEUTRAL		1- 0		0- 0		0- 0				
<hr/>														
9- 2	0- 2	2- 0		NON-CONFERENCE		1- 0		3- 0		3- 0				
6- 0	0- 0	2- 0		HOME		0- 0		1- 0		3- 0				
2- 0	0- 0	0- 0		AWAY		0- 0		2- 0		0- 0				
1- 2	0- 2	0- 0		NEUTRAL		1- 0		0- 0		0- 0				
<hr/>														
5- 3	2- 2	3- 0		CONFERENCE		0- 1		0- 0		0- 0				
2- 2	0- 1	2- 0		HOME		0- 1		0- 0		0- 0				
3- 1	2- 1	1- 0		AWAY		0- 0		0- 0		0- 0				
0- 0	0- 0	0- 0		NEUTRAL		0- 0		0- 0		0- 0				
<hr/>														
RPI	S	Opponent	Score		RPI	S	Opponent	Score		RPI	S	Opponent	Score	
2	A	Penn St.	0	3	34	H	Illinois	3	2	67	N	LSU	3	0
3	H	Nebraska	0	3	35	H	Northwestern	3	1	98	H	Iowa	0	3
7	N	Louisville	0	3	43	H	UNI	3	0					
8	N	Washington	0	3	45	A	Michigan St.	3	2					
24	A	Michigan	3	2	50	H	Bowling Green	3	0					
25	A	Ohio St.	3	1										
<hr/>														
LAST 10 GAMES														
					25	A	Ohio St.	3	1	35	H	Northwestern	3	1
					2	A	Penn St.	0	3	24	A	Michigan	3	2
					98	H	Iowa	0	3	45	A	Michigan St.	3	2
					3	H	Nebraska	0	3	50	H	Bowling Green	3	0
					34	H	Illinois	3	2	181	H	UAB	3	0

Non-Div. I Games:

Purdue

Average RPI Win:	85	WON-LOST	WINNING	LAST 10	STRENGTH OF	OPP. STRENGTH	TEAM	ADJ	CONF.	ADJ CONF.					
Average RPI Loss:	18	RECORD	PCT. RANK	GAMES	SCHEDULE	OF SCHEDULE	RPI	RPI	RPI	RPI					
DIV. I ONLY		12- 7	.63158	99	6- 4	3	8	19	.67255	17	4	4			
DIV. I NON-CONF.		6- 4	.6	120	0- 1	4	9	19	.65718	18	4	4			
<hr/>															
TOTALS	RPI 1-25	RPI 26-50		W-L RECORDS		RPI 51-100		RPI 101-150		RPI 150+					
12- 7	2- 6	3- 0		OVERALL		4- 1		1- 0		2- 0					
7- 1	2- 1	2- 0		HOME		1- 0		1- 0		1- 0					
3- 4	0- 3	1- 0		AWAY		2- 1		0- 0		0- 0					
2- 2	0- 2	0- 0		NEUTRAL		1- 0		0- 0		1- 0					
6- 4	1- 4	0- 0		NON-CONFERENCE		3- 0		1- 0		1- 0					
3- 0	1- 0	0- 0		HOME		1- 0		1- 0		0- 0					
1- 2	0- 2	0- 0		AWAY		1- 0		0- 0		0- 0					
2- 2	0- 2	0- 0		NEUTRAL		1- 0		0- 0		1- 0					
6- 3	1- 2	3- 0		CONFERENCE		1- 1		0- 0		1- 0					
4- 1	1- 1	2- 0		HOME		0- 0		0- 0		1- 0					
2- 2	0- 1	1- 0		AWAY		1- 1		0- 0		0- 0					
0- 0	0- 0	0- 0		NEUTRAL		0- 0		0- 0		0- 0					
RPI S	Opponent	Score		RPI S	Opponent	Score		RPI S	Opponent	Score					
3 A	Nebraska	1	3	28 A	Texas A&M	3	2	64 H	Long Beach St.	3	1				
5 N	Oregon	0	3	28 H	Texas A&M	3	0	67 A	LSU	2	3				
7 A	Louisville	1	3	49 H	Auburn	3	1	78 A	Ohio	3	1				
12 A	Florida	2	3					93 N	Duquesne	3	0				
12 H	Florida	0	3					97 A	Ole Miss	3	0				
18 H	Tennessee	3	0												
19 N	Oklahoma	1	3												
23 H	North Carolina	3	0												
<hr/>															
LAST 10 GAMES															
28 H Texas A&M				3		0		18 H Tennessee				3		0	
171 H Mississippi St.				3		0		28 A Texas A&M				3		2	
12 A Florida				2		3		67 A LSU				2		3	
97 A Ole Miss				3		0		12 H Florida				0		3	
49 H Auburn				3		1		3 A Nebraska				1		3	

Non-Div. I Games:

Kentucky

Average RPI Win:		74	WON-LOST		WINNING		LAST 10		STRENGTH OF		OPP. STRENGTH		TEAM		ADJ		CONF.		ADJ CONF.				
Average RPI Loss:		23	RECORD		PCT. RANK		GAMES		SCHEDULE		OF SCHEDULE		RPI		RPI		RPI		RPI				
DIV. I ONLY			13- 5		.72222		53		7- 3		15		12		17		.66755		18				
DIV. I NON-CONF.			7- 2		.77778		55		1- 0		17		12		11		.67011		12				
TOTALS		RPI 1-25		RPI 26-50		W-L RECORDS		RPI 51-100		RPI 101-150		RPI 150+											
13- 5		0- 3		5- 2		OVERALL		4- 0		3- 0		1- 0											
5- 2		0- 1		2- 1		HOME		2- 0		1- 0		0- 0											
5- 2		0- 1		2- 1		AWAY		2- 0		1- 0		0- 0											
3- 1		0- 1		1- 0		NEUTRAL		0- 0		1- 0		1- 0											
7- 2		0- 2		3- 0		NON-CONFERENCE		1- 0		2- 0		1- 0											
2- 1		0- 1		1- 0		HOME		0- 0		1- 0		0- 0											
2- 0		0- 0		1- 0		AWAY		1- 0		0- 0		0- 0											
3- 1		0- 1		1- 0		NEUTRAL		0- 0		1- 0		1- 0											
6- 3		0- 1		2- 2		CONFERENCE		3- 0		1- 0		0- 0											
3- 1		0- 0		1- 1		HOME		2- 0		0- 0		0- 0											
3- 2		0- 1		1- 1		AWAY		1- 0		1- 0		1- 0											
0- 0		0- 0		0- 0		NEUTRAL		0- 0		0- 0		0- 0											
RPI	S	Opponent		Score		RPI	S	Opponent		Score		RPI	S	Opponent		Score		RPI	S	Opponent		Score	
11	N	BYU		1	3	26	A	Arkansas		3	0	54	H	Georgia		3	2	102	H	Cincinnati		3	1
15	H	Florida St.		0	3	26	H	Arkansas		1	3	67	A	LSU		3	2	107	N	Boston College		3	0
17	A	Kentucky		0	3	36	A	Wichita St.		3	2	74	H	South Carolina		3	1	108	A	Alabama		3	1
						40	N	Colorado St.		3	2	99	A	Maryland		3	0	154	N	George Washington		3	0
						42	H	Iowa St.		3	2												
						48	A	Missouri		2	3												
						48	H	Missouri		3	2												
						LAST 10 GAMES																	
						26	A	Arkansas		3	0	74	H	South Carolina		3	1						
						67	A	LSU		3	2	26	H	Arkansas		1	3						
						54	H	Georgia		3	2	108	A	Alabama		3	1						
						48	H	Missouri		3	2	48	A	Missouri		2	3						
						17	A	Kentucky		0	3	99	A	Maryland		3	0						

Non-Div. I Games:

Tennessee

Average RPI Win:	101	WON-LOST	WINNING	LAST 10	STRENGTH OF	OPP. STRENGTH	TEAM	ADJ	CONF.	ADJ CONF.			
Average RPI Loss:	52	RECORD	PCT. RANK	GAMES	SCHEDULE	OF SCHEDULE	RPI	RPI	RPI	RPI			
DIV. I ONLY		16- 3	.84211	23	8- 2	40	29	20	.66548	20	6	6	
DIV. I NON-CONF.		8- 2	.8	46	1- 1	48	51	28	.63892	29	6	6	
<hr/>													
TOTALS	RPI 1-25	RPI 26-50		W-L RECORDS		RPI 51-100		RPI 101-150		RPI 150+			
16- 3	2- 1	3- 0		OVERALL		3- 2		4- 0		4- 0			
9- 0	2- 0	2- 0		HOME		1- 0		3- 0		1- 0			
3- 3	0- 1	0- 0		AWAY		1- 2		1- 0		1- 0			
4- 0	0- 0	1- 0		NEUTRAL		1- 0		0- 0		2- 0			
<hr/>													
8- 2	0- 1	1- 0		NON-CONFERENCE		2- 1		2- 0		3- 0			
4- 0	0- 0	0- 0		HOME		1- 0		2- 0		1- 0			
0- 2	0- 1	0- 0		AWAY		0- 1		0- 0		0- 0			
4- 0	0- 0	1- 0		NEUTRAL		1- 0		0- 0		2- 0			
<hr/>													
8- 1	2- 0	2- 0		CONFERENCE		1- 1		2- 0		1- 0			
5- 0	2- 0	2- 0		HOME		0- 0		1- 0		0- 0			
3- 1	0- 0	0- 0		AWAY		1- 1		1- 0		1- 0			
0- 0	0- 0	0- 0		NEUTRAL		0- 0		0- 0		0- 0			
<hr/>													
RPI S	Opponent	Score		RPI S	Opponent	Score		RPI S	Opponent	Score			
7 A	Louisville	1	3	27 N	Oregon St.	3	1	55 A	Virginia Tech	0	3		
15 H	Florida St.	3	1	31 H	North Carolina St.	3	1	84 N	UNLV	3	1		
23 H	North Carolina	3	1	44 H	Duke	3	1	95 A	Illinois St.	1	3		
								97 H	Ole Miss	3	2		
								99 A	Maryland	3	0		
								107 A Boston College				3 2	
								112 H Rutgers				3 0	
								120 H Samford				3 1	
								143 H Wake Forest				3 0	
								157 A Virginia				3 0	
								164 N Middle Tenn.				3 1	
								182 H Wofford				3 0	
								218 N Presbyterian				3 0	
<hr/>													
				LAST 10 GAMES									
				107 A Boston College				3 2	44 H Duke				3 1
				99 A Maryland				3 0	55 A Virginia Tech				0 3
				23 H North Carolina				3 1	157 A Virginia				3 0
				31 H North Carolina St.				3 1	7 A Louisville				1 3
				143 H Wake Forest				3 0	164 N Middle Tenn.				3 1

Non-Div. I Games:

Miami (FL)

Average RPI Win:		84	WON-LOST RECORD		WINNING PCT. RANK		LAST 10 GAMES		STRENGTH OF SCHEDULE		OPP. STRENGTH OF SCHEDULE		TEAM RPI		ADJ RPI		CONF. RPI		ADJ CONF. RPI	
DIV. I ONLY			16- 2	.88889	7	10- 0			80	5	21	.66129	21	5	5					
DIV. I NON-CONF.			8- 2	.8	46	2- 0			92	3	35	.62816	34	5	5					
TOTALS		RPI 1-25		RPI 26-50		W-L RECORDS		RPI 51-100		RPI 101-150		RPI 150+								
16- 2		0- 2		4- 0		OVERALL		8- 0		2- 0		2- 0								
8- 0		0- 0		1- 0		HOME		5- 0		2- 0		0- 0								
4- 2		0- 2		2- 0		AWAY		2- 0		0- 0		0- 0								
4- 0		0- 0		1- 0		NEUTRAL		1- 0		0- 0		2- 0								
8- 2		0- 2		1- 0		NON-CONFERENCE		5- 0		0- 0		2- 0								
3- 0		0- 0		0- 0		HOME		3- 0		0- 0		0- 0								
1- 2		0- 2		0- 0		AWAY		1- 0		0- 0		0- 0								
4- 0		0- 0		1- 0		NEUTRAL		1- 0		0- 0		2- 0								
8- 0		0- 0		3- 0		CONFERENCE		3- 0		2- 0		0- 0								
5- 0		0- 0		1- 0		HOME		2- 0		2- 0		0- 0								
3- 0		0- 0		2- 0		AWAY		1- 0		0- 0		0- 0								
0- 0		0- 0		0- 0		NEUTRAL		0- 0		0- 0		0- 0								
RPI	S	Opponent		Score		RPI	S	Opponent		Score		RPI	S	Opponent		Score				
4	A	Texas		0	3	30	A	Pepperdine		3	1	57	H	San Francisco		3	1			
14	A	Southern California		2	3	38	N	Notre Dame		3	2	59	A	Loyola Marymount		3	1			
						39	H	St. Mary's (CA)		3	1	59	H	Loyola Marymount		3	0			
						47	A	Santa Clara		3	1	60	H	Fresno St.		3	0			
												64	A	Long Beach St.		3	0			
												66	H	UC Santa Barbara		3	1			
												67	N	LSU		3	0			
												83	H	Yale		3	0			
LAST 10 GAMES																				
						59	H	Loyola Marymount		3	0	59	A	Loyola Marymount		3	1			
						146	H	Gonzaga		3	1	47	A	Santa Clara		3	1			
						30	A	Pepperdine		3	1	57	H	San Francisco		3	1			
						39	H	St. Mary's (CA)		3	1	66	H	UC Santa Barbara		3	1			
						126	H	Portland		3	1	83	H	Yale		3	0			

Non-Div. I Games:

San Diego

Average RPI Win:		101	WON-LOST RECORD		WINNING PCT. RANK		LAST 10 GAMES		STRENGTH OF SCHEDULE		OPP. STRENGTH OF SCHEDULE		TEAM RPI		ADJ RPI		CONF. RPI		ADJ CONF. RPI								
Average RPI Loss:		24																									
DIV. I ONLY			15- 2		.88235		10		9- 1		76		16		22		.65526		22		9		8				
DIV. I NON-CONF.			7- 2		.77778		55		1- 1		20		2		10		.67305		11		7		7				
<hr/>																											
TOTALS		RPI 1-25				RPI 26-50				W-L RECORDS				RPI 51-100				RPI 101-150				RPI 150+					
15- 2		1- 1				1- 1				OVERALL				7- 0				4- 0				2- 0					
10- 2		1- 1				1- 1				HOME				5- 0				3- 0				0- 0					
5- 0		0- 0				0- 0				AWAY				2- 0				1- 0				2- 0					
0- 0		0- 0				0- 0				NEUTRAL				0- 0				0- 0				0- 0					
<hr/>																											
7- 2		1- 1				1- 1				NON-CONFERENCE				3- 0				2- 0				0- 0					
7- 2		1- 1				1- 1				HOME				3- 0				2- 0				0- 0					
0- 0		0- 0				0- 0				AWAY				0- 0				0- 0				0- 0					
0- 0		0- 0				0- 0				NEUTRAL				0- 0				0- 0				0- 0					
<hr/>																											
8- 0		0- 0				0- 0				CONFERENCE				4- 0				2- 0				2- 0					
3- 0		0- 0				0- 0				HOME				2- 0				1- 0				0- 0					
5- 0		0- 0				0- 0				AWAY				2- 0				1- 0				2- 0					
0- 0		0- 0				0- 0				NEUTRAL				0- 0				0- 0				0- 0					
<hr/>																											
RPI	S	Opponent			Score		RPI	S	Opponent			Score		RPI	S	Opponent			Score		RPI	S	Opponent			Score	
1	H	Stanford			3	1	39	H	St. Mary's (CA)			3	1	57	H	San Francisco			3	0	127	A	Cal St. Fullerton			3	2
6	H	UCLA			1	3	41	H	California			2	3	64	H	Long Beach St.			3	0	128	H	Albany (NY)			3	0
												66 A UC Santa Barbara						3	0	131 H UC Irvine						3	0
												70 H Baylor						3	0	138 H Idaho						3	0
												80 A Cal St. Northridge						3	2	202 A Cal Poly						3	1
												80 H Cal St. Northridge						3	1	244 A UC Riverside						3	0
												87 H San Diego St.						3	1								
<hr/>																											
						LAST 10 GAMES																					
						80 H Cal St. Northridge						3	1	127 A Cal St. Fullerton						3	2						
						66 A UC Santa Barbara						3	0	244 A UC Riverside						3	0						
						202 A Cal Poly						3	1	80 A Cal St. Northridge						3	2						
						64 H Long Beach St.						3	0	6 H UCLA						1	3						
						131 H UC Irvine						3	0	138 H Idaho						3	0						

Non-Div. I Games:

Hawaii

Average RPI Win:		90	WON-LOST RECORD		WINNING PCT. RANK		LAST 10 GAMES		STRENGTH OF SCHEDULE		OPP. STRENGTH OF SCHEDULE		TEAM RPI		ADJ RPI		CONF. RPI		ADJ CONF. RPI	
DIV. I ONLY			15- 4		.78947 33		7- 3		42		18		23		.65148 23		6		6	
DIV. I NON-CONF.			9- 1		.9 20		1- 0		78		13		22		.65367 20		6		6	
TOTALS		RPI 1-25		RPI 26-50		W-L RECORDS		RPI 51-100		RPI 101-150		RPI 150+								
15- 4		0- 3		2- 1		OVERALL		8- 0		3- 0		2- 0								
8- 0		0- 0		1- 0		HOME		5- 0		1- 0		1- 0								
3- 4		0- 3		0- 1		AWAY		1- 0		1- 0		1- 0								
4- 0		0- 0		1- 0		NEUTRAL		2- 0		1- 0		0- 0								
9- 1		0- 1		1- 0		NON-CONFERENCE		5- 0		2- 0		1- 0								
4- 0		0- 0		0- 0		HOME		3- 0		0- 0		1- 0								
1- 1		0- 1		0- 0		AWAY		0- 0		1- 0		0- 0								
4- 0		0- 0		1- 0		NEUTRAL		2- 0		1- 0		0- 0								
6- 3		0- 2		1- 1		CONFERENCE		3- 0		1- 0		1- 0								
4- 0		0- 0		1- 0		HOME		2- 0		1- 0		0- 0								
2- 3		0- 2		0- 1		AWAY		1- 0		0- 0		1- 0								
0- 0		0- 0		0- 0		NEUTRAL		0- 0		0- 0		0- 0								
RPI	S	Opponent		Score		RPI	S	Opponent		Score		RPI	S	Opponent		Score				
15	A	Florida St.		0 3		31	A	North Carolina St.		1 3		55	A	Virginia Tech		3 0				
17	A	Kentucky		0 3		44	H	Duke		3 2		58	H	Georgia Tech		3 0				
20	A	Miami (FL)		1 3		47	N	Santa Clara		3 2		64	N	Long Beach St.		3 2				
												67	H	LSU		3 0				
												68	N	Utah		3 0				
												72	H	Clemson		3 1				
												78	H	Ohio		3 2				
												79	H	Western Mich.		3 1				
						LAST 10 GAMES														
						55	A	Virginia Tech		3 0		72	H	Clemson		3 1				
						157	A	Virginia		3 2		44	H	Duke		3 2				
						20	A	Miami (FL)		1 3		143	H	Wake Forest		3 0				
						15	A	Florida St.		0 3		78	H	Ohio		3 2				
						58	H	Georgia Tech		3 0		31	A	North Carolina St.		1 3				

Non-Div. I Games:

North Carolina

Average RPI Win: 107		WON-LOST RECORD	WINNING PCT. RANK	LAST 10 GAMES	STRENGTH OF SCHEDULE	OPP. STRENGTH OF SCHEDULE	TEAM RPI	ADJ RPI	CONF. RPI	ADJ CONF. RPI							
Average RPI Loss: 23																	
DIV. I ONLY		16- 6	.72727	49	6- 4	24	25	28	.64993	24	2	2					
DIV. I NON-CONF.		12- 2	.85714	29	2- 0	45	49	16	.6635	15	2	2					
<hr/>																	
TOTALS		RPI 1-25		RPI 26-50		W-L RECORDS		RPI 51-100		RPI 101-150		RPI 150+					
16- 6		0- 3		6- 3		OVERALL		4- 0		2- 0		4- 0					
8- 2		0- 1		4- 1		HOME		2- 0		1- 0		1- 0					
2- 4		0- 2		1- 2		AWAY		1- 0		0- 0		0- 0					
6- 0		0- 0		1- 0		NEUTRAL		1- 0		1- 0		3- 0					
12- 2		0- 0		4- 2		NON-CONFERENCE		3- 0		1- 0		4- 0					
5- 1		0- 0		2- 1		HOME		2- 0		0- 0		1- 0					
1- 1		0- 0		1- 1		AWAY		0- 0		0- 0		0- 0					
6- 0		0- 0		1- 0		NEUTRAL		1- 0		1- 0		3- 0					
4- 4		0- 3		2- 1		CONFERENCE		1- 0		1- 0		0- 0					
3- 1		0- 1		2- 0		HOME		0- 0		1- 0		0- 0					
1- 3		0- 2		0- 1		AWAY		1- 0		0- 0		0- 0					
0- 0		0- 0		0- 0		NEUTRAL		0- 0		0- 0		0- 0					
RPI	S	Opponent		Score		RPI	S	Opponent		Score		RPI	S	Opponent		Score	
3	A	Nebraska		1 3		26	H	Arkansas		3 2		55	N	Virginia Tech		3 2	
10	A	Minnesota		1 3		32	A	Marquette		1 3		89	H	Central Mich.		3 0	
16	H	Purdue		2 3		33	H	Western Ky.		2 3		92	H	Eastern Mich.		3 0	
						34	H	Illinois		3 0		98	A	Iowa		3 0	
						35	H	Northwestern		3 0							
						43	N	UNI		3 1							
						44	H	Duke		3 2							
						46	A	Wisconsin		0 3							
						48	A	Missouri		3 0							
<hr/>																	
LAST 10 GAMES																	
						35	H	Northwestern		3 0		98	A	Iowa		3 0	
						34	H	Illinois		3 0		16	H	Purdue		2 3	
						46	A	Wisconsin		0 3		124	H	Indiana		3 1	
						10	A	Minnesota		1 3		44	H	Duke		3 2	
						3	A	Nebraska		1 3		92	H	Eastern Mich.		3 0	

Non-Div. I Games:

Michigan

Average RPI Win: 111		WON-LOST	WINNING	LAST 10	STRENGTH OF		OPP. STRENGTH	TEAM	ADJ	CONF.	ADJ CONF.
Average RPI Loss: 13		RECORD	PCT. RANK	GAMES	SCHEDULE		OF SCHEDULE	RPI	RPI	RPI	RPI
DIV. I ONLY		14-6	.7	58	6-4		17	30	25	.64964	25
DIV. I NON-CONF.		9-3	.75	60	1-1		19	67	27	.64425	28
TOTALS		RPI 1-25	RPI 26-50		W-L RECORDS		RPI 51-100		RPI 101-150		RPI 150+
14-6		0-5	5-1		OVERALL		2-0		3-0		4-0
4-3		0-3	0-0		HOME		1-0		1-0		2-0
6-1		0-1	4-0		AWAY		1-0		0-0		1-0
4-2		0-1	1-1		NEUTRAL		0-0		2-0		1-0
9-3		0-2	2-1		NON-CONFERENCE		1-0		2-0		4-0
2-1		0-1	0-0		HOME		0-0		0-0		2-0
3-0		0-0	1-0		AWAY		1-0		0-0		1-0
4-2		0-1	1-1		NEUTRAL		0-0		2-0		1-0
5-3		0-3	3-0		CONFERENCE		1-0		1-0		0-0
2-2		0-2	0-0		HOME		1-0		1-0		0-0
3-1		0-1	3-0		AWAY		0-0		0-0		0-0
0-0		0-0	0-0		NEUTRAL		0-0		0-0		0-0
RPI S	Opponent	Score	RPI S	Opponent	Score	RPI S	Opponent	Score	RPI S	Opponent	Score
3 H	Nebraska	1 3	30 N	Pepperdine	0 3	98 H	Iowa	3 0	104 N	Seton Hall	3 0
5 H	Oregon	2 3	33 A	Western Ky.	3 1	99 A	Maryland	3 2	124 H	Indiana	3 1
10 A	Minnesota	0 3	34 A	Illinois	3 2				136 N	IUPUI	3 1
15 N	Florida St.	1 3	35 A	Northwestern	3 0				183 H	Toledo	3 0
16 H	Purdue	1 3	37 N	Dayton	3 2				186 A	Houston	3 1
			46 A	Wisconsin	3 1				186 H	Houston	3 0
									259 N	Binghamton	3 0
LAST 10 GAMES											
16 H	Purdue	1 3	10 A	Minnesota	0 3						
124 H	Indiana	3 1	3 H	Nebraska	1 3						
35 A	Northwestern	3 0	98 H	Iowa	3 0						
34 A	Illinois	3 2	15 N	Florida St.	1 3						
46 A	Wisconsin	3 1	186 A	Houston	3 1						

Non-Div. I Games:

Ohio St.

Average RPI Win:	118	WON-LOST RECORD	WINNING PCT. RANK	LAST 10 GAMES	STRENGTH OF SCHEDULE	OPP. STRENGTH OF SCHEDULE	TEAM RPI	ADJ RPI	CONF. RPI	ADJ CONF. RPI	
DIV. I ONLY		14- 6	.7 58	6- 4	19	33	27	.64703	26	4 4	
DIV. I NON-CONF.		9- 2	.81818 39	1- 0	50	78	31	.63809	31	4 4	
<hr/>											
TOTALS	RPI 1-25	RPI 26-50		W-L RECORDS	RPI 51-100		RPI 101-150		RPI 150+		
14- 6	2- 5	1- 1		OVERALL	5- 0		1- 0		5- 0		
9- 4	1- 3	1- 1		HOME	2- 0		1- 0		4- 0		
3- 2	1- 2	0- 0		AWAY	2- 0		0- 0		0- 0		
2- 0	0- 0	0- 0		NEUTRAL	1- 0		0- 0		1- 0		
<hr/>											
9- 2	1- 2	0- 0		NON-CONFERENCE	2- 0		1- 0		5- 0		
7- 1	1- 1	0- 0		HOME	1- 0		1- 0		4- 0		
0- 1	0- 1	0- 0		AWAY	0- 0		0- 0		0- 0		
2- 0	0- 0	0- 0		NEUTRAL	1- 0		0- 0		1- 0		
<hr/>											
5- 4	1- 3	1- 1		CONFERENCE	3- 0		0- 0		0- 0		
2- 3	0- 2	1- 1		HOME	1- 0		0- 0		0- 0		
3- 1	1- 1	0- 0		AWAY	2- 0		0- 0		0- 0		
0- 0	0- 0	0- 0		NEUTRAL	0- 0		0- 0		0- 0		
<hr/>											
RPI S	Opponent	Score	RPI S	Opponent	Score	RPI S	Opponent	Score	RPI S	Opponent	Score
12 A	Florida	0 3	28 H	Texas A&M	2 3	54 A	Georgia	3 0	125 H	Northwestern St.	3 1
12 H	Florida	2 3	49 H	Auburn	3 0	63 H	Tulsa	3 0	159 H	UTEP	3 1
13 H	Kansas	3 1				67 H	LSU	3 1	177 H	Houston Baptist	3 0
18 A	Tennessee	3 1				89 N	Central Mich.	3 0	240 N	UMBC	3 0
18 H	Tennessee	0 3				97 A	Ole Miss	3 1	248 H	La.-Monroe	3 0
19 H	Oklahoma	1 3							258 H	UT Martin	3 0
24 A	Michigan	2 3									
<hr/>											
LAST 10 GAMES											
18 H Tennessee					0 3	49 H Auburn					3 0
28 H Texas A&M					2 3	54 A Georgia					3 0
97 A Ole Miss					3 1	18 A Tennessee					3 1
12 A Florida					0 3	12 H Florida					2 3
67 H LSU					3 1	248 H La.-Monroe					3 0

Non-Div. I Games:

Arkansas

Average RPI Win: 114		WON-LOST	WINNING	LAST 10	STRENGTH OF		OPP. STRENGTH	TEAM	ADJ	CONF.	ADJ CONF.
Average RPI Loss: 13		RECORD	PCT. RANK	GAMES	SCHEDULE		OF SCHEDULE	RPI	RPI	RPI	RPI
DIV. I ONLY		13- 7	.65	87	5- 5		13	21	26	.64525	27
DIV. I NON-CONF.		10- 2	.83333	34	2- 0		27	40	12	.66613	14
TOTALS		RPI 1-25	RPI 26-50		W-L RECORDS		RPI 51-100		RPI 101-150		RPI 150+
13- 7		1- 6	1- 1		OVERALL		4- 0		4- 0		3- 0
3- 1		0- 1	0- 0		HOME		2- 0		1- 0		0- 0
2- 5		0- 4	0- 1		AWAY		1- 0		1- 0		0- 0
8- 1		1- 1	1- 0		NEUTRAL		1- 0		2- 0		3- 0
10- 2		1- 2	1- 0		NON-CONFERENCE		2- 0		3- 0		3- 0
0- 0		0- 0	0- 0		HOME		0- 0		0- 0		0- 0
2- 1		0- 1	0- 0		AWAY		1- 0		1- 0		0- 0
8- 1		1- 1	1- 0		NEUTRAL		1- 0		2- 0		3- 0
3- 5		0- 4	0- 1		CONFERENCE		2- 0		1- 0		0- 0
3- 1		0- 1	0- 0		HOME		2- 0		1- 0		0- 0
0- 4		0- 3	0- 1		AWAY		0- 0		0- 0		0- 0
0- 0		0- 0	0- 0		NEUTRAL		0- 0		0- 0		0- 0
RPI S	Opponent	Score	RPI S	Opponent	Score	RPI S	Opponent	Score	RPI S	Opponent	Score
1 A	Stanford	0 3	41 A	California	0 3	68 H	Utah	3 1	106 N	Oakland	3 0
2 N	Penn St.	3 2	47 N	Santa Clara	3 1	81 H	Colorado	3 1	122 H	Washington St.	3 1
5 A	Oregon	0 3				87 N	San Diego St.	3 1	127 A	Cal St. Fullerton	3 0
6 A	UCLA	0 3				95 A	Illinois St.	3 2	131 N	UC Irvine	3 1
8 H	Washington	0 3							174 N	Ill.-Chicago	3 0
9 A	Kansas St.	2 3							218 N	Presbyterian	3 0
20 N	Miami (FL)	1 3							226 N	DePaul	3 2
LAST 10 GAMES											
	122 H Washington St.	3 1		81 H Colorado	3 1						
	8 H Washington	0 3		6 A UCLA	0 3						
	1 A Stanford	0 3		5 A Oregon	0 3						
	41 A California	0 3		127 A Cal St. Fullerton	3 0						
	68 H Utah	3 1		87 N San Diego St.	3 1						

Non-Div. I Games:

Oregon St.

Average RPI Win:		129	WON-LOST RECORD		WINNING PCT. RANK		LAST 10 GAMES		STRENGTH OF SCHEDULE		OPP. STRENGTH OF SCHEDULE		TEAM RPI		ADJ RPI		CONF. RPI		ADJ CONF. RPI	
DIV. I ONLY			15- 3		.83333	25	8- 2		46	58	24	.64501	28	4	4					
DIV. I NON-CONF.			8- 1		.88889	22	1- 0		62	167	29	.63384	32	4	4					
TOTALS		RPI 1-25		RPI 26-50			W-L RECORDS			RPI 51-100			RPI 101-150			RPI 150+				
15- 3		0- 3		3- 0			OVERALL			3- 0			4- 0			5- 0				
6- 2		0- 2		1- 0			HOME			2- 0			2- 0			1- 0				
5- 1		0- 1		2- 0			AWAY			1- 0			1- 0			1- 0				
4- 0		0- 0		0- 0			NEUTRAL			0- 0			1- 0			3- 0				
8- 1		0- 1		0- 0			NON-CONFERENCE			1- 0			3- 0			4- 0				
2- 1		0- 1		0- 0			HOME			0- 0			2- 0			0- 0				
2- 0		0- 0		0- 0			AWAY			1- 0			0- 0			1- 0				
4- 0		0- 0		0- 0			NEUTRAL			0- 0			1- 0			3- 0				
7- 2		0- 2		3- 0			CONFERENCE			2- 0			1- 0			1- 0				
4- 1		0- 1		1- 0			HOME			2- 0			0- 0			1- 0				
3- 1		0- 1		2- 0			AWAY			0- 0			1- 0			0- 0				
0- 0		0- 0		0- 0			NEUTRAL			0- 0			0- 0			0- 0				
RPI	S	Opponent		Score		RPI	S	Opponent		Score		RPI	S	Opponent		Score				
14	H	Southern California		1	3	26	A	Arkansas		3	2	74	H	South Carolina		3	0			
17	A	Kentucky		0	3	48	A	Missouri		3	1	83	A	Yale		3	1			
17	H	Kentucky		2	3	49	H	Auburn		3	1	97	H	Ole Miss		3	0			

[illegible]

Non-Div. I Games:

Creighton

Average RPI Win:	100	WON-LOST	WINNING	LAST 10	STRENGTH OF	OPP. STRENGTH	TEAM	ADJ	CONF.	ADJ CONF.		
Average RPI Loss:	29	RECORD	PCT. RANK	GAMES	SCHEDULE	OF SCHEDULE	RPI	RPI	RPI	RPI		
DIV. I ONLY		14- 7	.66667	75	6- 4	31	20	33	.63328	30	5	5
DIV. I NON-CONF.		11- 3	.78571	51	3- 0	52	21	30	.64738	27	5	5
<hr/>												
TOTALS	RPI 1-25	RPI 26-50		W-L RECORDS		RPI 51-100		RPI 101-150		RPI 150+		
14- 7	2- 3	2- 4		OVERALL		5- 0		2- 0		3- 0		
6- 1	0- 1	1- 0		HOME		2- 0		2- 0		1- 0		
2- 6	0- 2	0- 4		AWAY		1- 0		0- 0		1- 0		
6- 0	2- 0	1- 0		NEUTRAL		2- 0		0- 0		1- 0		
<hr/>												
11- 3	2- 1	1- 2		NON-CONFERENCE		4- 0		1- 0		3- 0		
3- 0	0- 0	0- 0		HOME		1- 0		1- 0		1- 0		
2- 3	0- 1	0- 2		AWAY		1- 0		0- 0		1- 0		
6- 0	2- 0	1- 0		NEUTRAL		2- 0		0- 0		1- 0		
<hr/>												
3- 4	0- 2	1- 2		CONFERENCE		1- 0		1- 0		0- 0		
3- 1	0- 1	1- 0		HOME		1- 0		1- 0		0- 0		
0- 3	0- 1	0- 2		AWAY		0- 0		0- 0		0- 0		
0- 0	0- 0	0- 0		NEUTRAL		0- 0		0- 0		0- 0		
<hr/>												
RPI S	Opponent	Score		RPI S	Opponent	Score		RPI S	Opponent	Score		
6 A	UCLA	0	3	34 N	Illinois	3	0	51 H	Arizona	3	2	
11 A	BYU	0	3	37 A	Dayton	1	3	57 H	San Francisco	3	1	
15 N	Florida St.	3	0	39 A	St. Mary's (CA)	2	3	66 A	UC Santa Barbara	3	1	
21 H	San Diego	1	3	40 A	Colorado St.	0	3	78 N	Ohio	3	0	
25 N	Ohio St.	3	0	47 A	Santa Clara	1	3	96 N	New Mexico St.	3	1	
				47 H	Santa Clara	3	2					
<hr/>												
LAST 10 GAMES												
				47 H	Santa Clara	3	2	47 A	Santa Clara	1	3	
				57 H	San Francisco	3	1	39 A	St. Mary's (CA)	2	3	
				300 H	Bucknell	3	0	126 H	Portland	3	1	
				21 H	San Diego	1	3	11 A	BYU	0	3	
				66 A	UC Santa Barbara	3	1	186 A	Houston	3	0	

Non-Div. I Games:

Pepperdine

Average RPI Win: 139		WON-LOST RECORD		WINNING PCT. RANK		LAST 10 GAMES		STRENGTH OF SCHEDULE		OPP. STRENGTH OF SCHEDULE		TEAM RPI		ADJ RPI		CONF. RPI		ADJ CONF. RPI	
DIV. I ONLY		17- 3		.85 17		8- 2		77		64		30		.63107 31		6		6	
DIV. I NON-CONF.		10- 1		.90909 17		1- 0		186		134		48		.59358 48		6		6	
TOTALS		RPI 1-25		RPI 26-50		W-L RECORDS		RPI 51-100		RPI 101-150		RPI 150+							
17- 3		1- 2		1- 0		OVERALL		6- 1		2- 0		7- 0							
12- 1		1- 0		1- 0		HOME		4- 1		2- 0		4- 0							
3- 2		0- 2		0- 0		AWAY		2- 0		0- 0		1- 0							
2- 0		0- 0		0- 0		NEUTRAL		0- 0		0- 0		2- 0							
10- 1		0- 0		0- 0		NON-CONFERENCE		3- 1		1- 0		6- 0							
7- 1		0- 0		0- 0		HOME		2- 1		1- 0		4- 0							
1- 0		0- 0		0- 0		AWAY		1- 0		0- 0		0- 0							
2- 0		0- 0		0- 0		NEUTRAL		0- 0		0- 0		2- 0							
7- 2		1- 2		1- 0		CONFERENCE		3- 0		1- 0		1- 0							
5- 0		1- 0		1- 0		HOME		2- 0		1- 0		0- 0							
2- 2		0- 2		0- 0		AWAY		1- 0		0- 0		1- 0							
0- 0		0- 0		0- 0		NEUTRAL		0- 0		0- 0		0- 0							
RPI S	Opponent		Score		RPI S	Opponent		Score		RPI S	Opponent		Score		RPI S	Opponent		Score	
15 A	Florida St.		0 3		44 H	Duke		3 1		55 A	Virginia Tech		3 1		105 H	South Fla.		3 1	
20 A	Miami (FL)		1 3							58 H	Georgia Tech		3 2		143 H	Wake Forest		3 0	
23 H	North Carolina		3 1							72 H	Clemson		3 1		157 A	Virginia		3 1	
										77 H	VCU		2 3		192 N	Sacramento St.		3 0	
										78 H	Ohio		3 0		203 H	Kent St.		3 0	
										85 A	Col. of Charleston		3 1		251 H	UNC Wilmington		3 2	
										89 H	Central Mich.		3 1		253 H	Western Caro.		3 0	
															254 N	Jacksonville		3 0	
															307 H	Campbell		3 0	
LAST 10 GAMES																			
	157 A		Virginia		3 1			58 H		Georgia Tech		3 2							
	55 A		Virginia Tech		3 1			44 H		Duke		3 1							
	15 A		Florida St.		0 3			143 H		Wake Forest		3 0							
	20 A		Miami (FL)		1 3			78 H		Ohio		3 0							
	72 H		Clemson		3 1			23 H		North Carolina		3 1							

Non-Div. I Games:

North Carolina St.

Average RPI Win:		133	WON-LOST RECORD		WINNING PCT. RANK		LAST 10 GAMES		STRENGTH OF SCHEDULE		OPP. STRENGTH OF SCHEDULE		TEAM RPI		ADJ RPI		CONF. RPI		ADJ CONF. RPI				
Average RPI Loss:		44																					
DIV. I ONLY			17- 3		.85 17		10- 0		79		75		31		.62986 32		8		9				
DIV. I NON-CONF.			10- 3		.76923 58		3- 0		100		48		46		.60185 46		9		10				
TOTALS		RPI 1-25		RPI 26-50		W-L RECORDS		RPI 51-100		RPI 101-150		RPI 150+											
17- 3		1- 0		2- 2		OVERALL		3- 1		6- 0		5- 0											
10- 3		1- 0		1- 2		HOME		2- 1		3- 0		3- 0											
5- 0		0- 0		1- 0		AWAY		0- 0		3- 0		1- 0											
2- 0		0- 0		0- 0		NEUTRAL		1- 0		0- 0		1- 0											
10- 3		1- 0		1- 2		NON-CONFERENCE		3- 1		2- 0		3- 0											
7- 3		1- 0		1- 2		HOME		2- 1		1- 0		2- 0											
1- 0		0- 0		0- 0		AWAY		0- 0		1- 0		0- 0											
2- 0		0- 0		0- 0		NEUTRAL		1- 0		0- 0		1- 0											
7- 0		0- 0		1- 0		CONFERENCE		0- 0		4- 0		2- 0											
3- 0		0- 0		0- 0		HOME		0- 0		2- 0		1- 0											
4- 0		0- 0		1- 0		AWAY		0- 0		2- 0		1- 0											
0- 0		0- 0		0- 0		NEUTRAL		0- 0		0- 0		0- 0											
RPI	S	Opponent		Score		RPI	S	Opponent		Score		RPI	S	Opponent		Score							
24	H	Michigan		3	1	35	H	Northwestern		1	3	53	H	Pacific		2	3	104	A	Seton Hall	3	2	
						38	A	Notre Dame		3	2	79	H	Western Mich.		3	0	105	H	South Fla.	3	2	
						43	H	UNI		2	3	97	N	Ole Miss		3	0	111	A	Xavier	3	0	
						50	H	Bowling Green		3	0	98	H	Iowa		3	0	112	A	Rutgers	3	2	
																		130	H	Pittsburgh	3	1	
																		143	H	Wake Forest	3	0	
																		175	H	Milwaukee	3	1	
																		204	H	Syracuse	3	0	
																		226	A	DePaul	3	0	
																		255	H	Eastern Ill.	3	0	
																		303	N	Tennessee Tech	3	0	
						LAST 10 GAMES																	
						112	A	Rutgers		3	2	226	A	DePaul		3	0						
						104	A	Seton Hall		3	2	38	A	Notre Dame		3	2						
								79 H Western Mich.		3	0	204	H	Syracuse		3	0						
						105	H	South Fla.		3	2	98	H	Iowa		3	0						
						130	H	Pittsburgh		3	1	175	H	Milwaukee		3	1						

Non-Div. I Games:

Marquette

Average RPI Win:		157	WON-LOST RECORD		WINNING PCT. RANK		LAST 10 GAMES		STRENGTH OF SCHEDULE		OPP. STRENGTH OF SCHEDULE		TEAM RPI		ADJ RPI		CONF. RPI		ADJ CONF. RPI					
DIV. I ONLY			22- 3		.88		13		10- 0		106		76		32		.62787		33		15		15	
DIV. I NON-CONF.			14- 3		.82353		38		2- 0		64		37		33		.63814		30		14		14	
TOTALS		RPI 1-25		RPI 26-50		W-L RECORDS		RPI 51-100		RPI 101-150		RPI 150+												
22- 3		1- 3		2- 0		OVERALL		2- 0		4- 0		13- 0												
9- 1		0- 1		1- 0		HOME		0- 0		2- 0		6- 0												
8- 1		1- 1		0- 0		AWAY		0- 0		2- 0		5- 0												
5- 1		0- 1		1- 0		NEUTRAL		2- 0		0- 0		2- 0												
14- 3		1- 3		2- 0		NON-CONFERENCE		2- 0		3- 0		6- 0												
5- 1		0- 1		1- 0		HOME		0- 0		2- 0		2- 0												
4- 1		1- 1		0- 0		AWAY		0- 0		1- 0		2- 0												
5- 1		0- 1		1- 0		NEUTRAL		2- 0		0- 0		2- 0												
8- 0		0- 0		0- 0		CONFERENCE		0- 0		1- 0		7- 0												
4- 0		0- 0		0- 0		HOME		0- 0		0- 0		4- 0												
4- 0		0- 0		0- 0		AWAY		0- 0		1- 0		3- 0												
0- 0		0- 0		0- 0		NEUTRAL		0- 0		0- 0		0- 0												
RPI	S	Opponent		Score		RPI	S	Opponent		Score		RPI	S	Opponent		Score								
2	N	Penn St.		0	3	37	H	Dayton		3	1	92	N	Eastern Mich.		3	1							
7	A	Louisville		1	3	44	N	Duke		3	1	100	N	Morehead St.		3	0							
24	A	Michigan		3	2																			
25	H	Ohio St.		1	3																			
						LAST 10 GAMES																		
						272 H Fla. Atlantic						3	0	200 A La.-Lafayette						3	0			
						197 H FIU						3	0	169 H South Ala.						3	0			
						248 A La.-Monroe						3	0	151 H Troy						3	0			
						119 A North Texas						3	0	223 A Belmont						3	0			
						164 A Middle Tenn.						3	0	92 N Eastern Mich.						3	1			

Non-Div. I Games:

Western Ky.

Average RPI Win:	86	WON-LOST RECORD	WINNING PCT. RANK	LAST 10 GAMES	STRENGTH OF SCHEDULE	OPP. STRENGTH OF SCHEDULE	TEAM RPI	ADJ RPI	CONF. RPI	ADJ CONF. RPI	
DIV. I ONLY		9- 9	.5 164	5- 5	7	3	36	.6231	34	2	2
DIV. I NON-CONF.		6- 4	.6 120	2- 0	26	6	41	.62123	38	2	2
<hr/>											
TOTALS	RPI 1-25	RPI 26-50		W-L RECORDS	RPI 51-100		RPI 101-150		RPI 150+		
9- 9	1- 6	3- 3		OVERALL	1- 0		3- 0		1- 0		
2- 4	0- 3	2- 1		HOME	0- 0		0- 0		0- 0		
4- 3	1- 2	1- 1		AWAY	0- 0		2- 0		0- 0		
3- 2	0- 1	0- 1		NEUTRAL	1- 0		1- 0		1- 0		
<hr/>											
6- 4	1- 1	1- 3		NON-CONFERENCE	1- 0		2- 0		1- 0		
1- 1	0- 0	1- 1		HOME	0- 0		0- 0		0- 0		
2- 1	1- 0	0- 1		AWAY	0- 0		1- 0		0- 0		
3- 2	0- 1	0- 1		NEUTRAL	1- 0		1- 0		1- 0		
<hr/>											
3- 5	0- 5	2- 0		CONFERENCE	0- 0		1- 0		0- 0		
1- 3	0- 3	1- 0		HOME	0- 0		0- 0		0- 0		
2- 2	0- 2	1- 0		AWAY	0- 0		1- 0		0- 0		
0- 0	0- 0	0- 0		NEUTRAL	0- 0		0- 0		0- 0		
<hr/>											
RPI S	Opponent	Score	RPI S	Opponent	Score	RPI S	Opponent	Score	RPI S	Opponent	Score
2 H	Penn St.	2 3	30 N	Pepperdine	0 3	78 N	Ohio	3 1	102 A	Cincinnati	3 1
4 A	Texas	3 2	37 A	Dayton	0 3				102 N	Cincinnati	3 1
7 N	Louisville	2 3	42 H	Iowa St.	3 0				124 A	Indiana	3 1
10 H	Minnesota	0 3	42 H	Iowa St.	2 3				233 N	UCF	3 0
16 A	Purdue	2 3	45 A	Michigan St.	3 2						
24 A	Michigan	0 3	46 H	Wisconsin	3 2						
25 H	Ohio St.	2 3									
<hr/>											
			LAST 10 GAMES								
			45 A Michigan St. 3 2			124 A Indiana 3 1					
			24 A Michigan 0 3			46 H Wisconsin 3 2					
			2 H Penn St. 2 3			10 H Minnesota 0 3					
			25 H Ohio St. 2 3			233 N UCF 3 0					
			16 A Purdue 2 3			102 N Cincinnati 3 1					
<hr/>											

Average RPI Win:		126	WON-LOST RECORD		WINNING PCT. RANK		LAST 10 GAMES		STRENGTH OF SCHEDULE		OPP. STRENGTH OF SCHEDULE		TEAM RPI		ADJ RPI		CONF. RPI		ADJ CONF. RPI	
DIV. I ONLY			13- 6		.68421 66		4- 6		34		34		34		.62224 35		2		2	
DIV. I NON-CONF.			11- 0		1 1		2- 0		106		72		21		.65116 25		2		2	
TOTALS		RPI 1-25		RPI 26-50		W-L RECORDS		RPI 51-100		RPI 101-150		RPI 150+								
13- 6		0- 5		3- 1		OVERALL		3- 0		2- 0		5- 0								
3- 4		0- 3		0- 1		HOME		1- 0		0- 0		2- 0								
5- 2		0- 2		2- 0		AWAY		2- 0		1- 0		0- 0								
5- 0		0- 0		1- 0		NEUTRAL		0- 0		1- 0		3- 0								
11- 0		0- 0		2- 0		NON-CONFERENCE		3- 0		1- 0		5- 0								
3- 0		0- 0		0- 0		HOME		1- 0		0- 0		2- 0								
3- 0		0- 0		1- 0		AWAY		2- 0		0- 0		0- 0								
5- 0		0- 0		1- 0		NEUTRAL		0- 0		1- 0		3- 0								
2- 6		0- 5		1- 1		CONFERENCE		0- 0		1- 0		0- 0								
0- 4		0- 3		0- 1		HOME		0- 0		0- 0		0- 0								
2- 2		0- 2		1- 0		AWAY		0- 0		1- 0		0- 0								
0- 0		0- 0		0- 0		NEUTRAL		0- 0		0- 0		0- 0								
RPI	S	Opponent		Score		RPI	S	Opponent		Score		RPI	S	Opponent		Score				
2	H	Penn St.		0	3	32	A	Marquette		3	1	79	H	Western Mich.		3	1			
10	H	Minnesota		1	3	45	A	Michigan St.		3	1	83	A	Yale		3	1			
16	A	Purdue		1	3	46	H	Wisconsin		1	3	96	A	New Mexico St.		3	1			
24	A	Michigan		0	3	50	N	Bowling Green		3	1									
25	H	Ohio St.		0	3															
LAST 10 GAMES																				
24	A	Michigan		0	3	16	A	Purdue		1	3									
45	A	Michigan St.		3	1	10	H	Minnesota		1	3									
25	H	Ohio St.		0	3	46	H	Wisconsin		1	3									
2	H	Penn St.		0	3	79	H	Western Mich.		3	1									
124	A	Indiana		3	1	196	H	Delaware		3	0									

Average RPI Win: 135		WON-LOST RECORD		WINNING PCT. RANK		LAST 10 GAMES		STRENGTH OF SCHEDULE		OPP. STRENGTH OF SCHEDULE		TEAM RPI		ADJ RPI		CONF. RPI		ADJ CONF. RPI					
DIV. I ONLY		14- 5		.73684 44		8- 2		60		56		35		.62189 36		10		10					
DIV. I NON-CONF.		7- 3		.7 78		1- 0		13		24		26		.65033 26		10		9					
TOTALS		RPI 1-25		RPI 26-50		W-L RECORDS		RPI 51-100		RPI 101-150		RPI 150+											
14- 5		1- 2		2- 2		OVERALL		3- 1		3- 0		5- 0											
5- 2		0- 2		1- 0		HOME		2- 0		0- 0		2- 0											
6- 2		1- 0		0- 2		AWAY		1- 0		1- 0		3- 0											
3- 1		0- 0		1- 0		NEUTRAL		0- 1		2- 0		0- 0											
7- 3		1- 2		2- 0		NON-CONFERENCE		0- 1		3- 0		1- 0											
1- 2		0- 2		1- 0		HOME		0- 0		0- 0		0- 0											
3- 0		1- 0		0- 0		AWAY		0- 0		1- 0		1- 0											
3- 1		0- 0		1- 0		NEUTRAL		0- 1		2- 0		0- 0											
7- 2		0- 0		0- 2		CONFERENCE		3- 0		0- 0		4- 0											
4- 0		0- 0		0- 0		HOME		2- 0		0- 0		2- 0											
3- 2		0- 0		0- 2		AWAY		1- 0		0- 0		2- 0											
0- 0		0- 0		0- 0		NEUTRAL		0- 0		0- 0		0- 0											
RPI	S	Opponent		Score		RPI	S	Opponent		Score		RPI	S	Opponent		Score							
11	H	BYU		2	3	29	A	Creighton		1	3	76	H	Southern Ill.		3	0	114	A	Northern Ill.	3	2	
18	H	Tennessee		2	3	40	H	Colorado St.		3	1	90	A	Missouri St.		3	1	142	N	Texas St.	3	0	
19	A	Oklahoma		3	1	43	A	UNI		1	3	95	H	Illinois St.		3	1	147	N	North Dakota St.	3	0	
						49	N	Auburn		3	1	96	N	New Mexico St.		1	3	166	A	SMU	3	2	
																		213	H	Evansville	3	0	
																		221	A	Bradley	3	1	
																		230	A	Drake	3	0	
																		289	H	Indiana St.	3	0	
LAST 10 GAMES																							
						90	A	Missouri St.		3	1	221	A	Bradley		3	1						
						289	H	Indiana St.		3	0	76	H	Southern Ill.		3	0						
						95	H	Illinois St.		3	1	213	H	Evansville		3	0						
						19	A	Oklahoma		3	1	29	A	Creighton		1	3						
						43	A	UNI		1	3	230	A	Drake		3	0						

Non-Div. I Games:

Wichita St.

Average RPI Win:	156	WON-LOST	WINNING	LAST 10		STRENGTH OF	OPP. STRENGTH	TEAM	ADJ	CONF.	ADJ CONF.	
Average RPI Loss:	19	RECORD	PCT. RANK	GAMES		SCHEDULE	OF SCHEDULE	RPI	RPI	RPI	RPI	
DIV. I ONLY		15- 4	.78947	33	8- 2	84	65	37	.61778	37	13	14
DIV. I NON-CONF.		8- 4	.66667	87	1- 2	38	22	39	.62368	36	15	15
<hr/>												
TOTALS	RPI 1-25	RPI 26-50			W-L RECORDS	RPI 51-100		RPI 101-150			RPI 150+	
15- 4	0- 3	2- 1			OVERALL	3- 0		1- 0			9- 0	
8- 0	0- 0	2- 0			HOME	1- 0		1- 0			4- 0	
4- 1	0- 0	0- 1			AWAY	2- 0		0- 0			2- 0	
3- 3	0- 3	0- 0			NEUTRAL	0- 0		0- 0			3- 0	
<hr/>												
8- 4	0- 3	2- 1			NON-CONFERENCE	3- 0		0- 0			3- 0	
3- 0	0- 0	2- 0			HOME	1- 0		0- 0			0- 0	
2- 1	0- 0	0- 1			AWAY	2- 0		0- 0			0- 0	
3- 3	0- 3	0- 0			NEUTRAL	0- 0		0- 0			3- 0	
<hr/>												
7- 0	0- 0	0- 0			CONFERENCE	0- 0		1- 0			6- 0	
5- 0	0- 0	0- 0			HOME	0- 0		1- 0			4- 0	
2- 0	0- 0	0- 0			AWAY	0- 0		0- 0			2- 0	
0- 0	0- 0	0- 0			NEUTRAL	0- 0		0- 0			0- 0	
<hr/>												
RPI S	Opponent	Score	RPI S	Opponent	Score	RPI S	Opponent	Score	RPI S	Opponent	Score	
9 N	Kansas St.	0 3	30 H	Pepperdine	3 1	63 A	Tulsa	3 0	111 H	Xavier	3 1	
10 N	Minnesota	0 3	33 A	Western Ky.	1 3	78 H	Ohio	3 1	153 H	Saint Louis	3 0	
25 N	Ohio St.	2 3	34 H	Illinois	3 0	90 A	Missouri St.	3 0	163 N	Oral Roberts	3 0	
									167 H	Butler	3 1	
									168 A	Temple	3 0	
									195 N	Austin Peay	3 0	
									242 H	Rhode Island	3 0	
									260 H	Fordham	3 0	
									287 A	La Salle	3 0	
									303 N	Tennessee Tech	3 0	
<hr/>												
			LAST 10 GAMES									
			242 H Rhode Island			3 0	153 H Saint Louis			3 0		
			260 H Fordham			3 0	167 H Butler			3 1		
			111 H Xavier			3 1	9 N Kansas St.			0 3		
			168 A Temple			3 0	10 N Minnesota			0 3		
			287 A La Salle			3 0	63 A Tulsa			3 0		

Average RPI Win: 152		WON-LOST	WINNING	LAST 10	STRENGTH OF		OPP. STRENGTH	TEAM	ADJ	CONF.	ADJ CONF.
Average RPI Loss: 23		RECORD	PCT. RANK	GAMES	SCHEDULE		OF SCHEDULE	RPI	RPI	RPI	RPI
DIV. I ONLY		13- 6	.68421	66	8- 2		52	36	40	.61675	38
DIV. I NON-CONF.		7- 5	.58333	130	2- 1		58	20	65	.58818	59
TOTALS		RPI 1-25	RPI 26-50		W-L RECORDS		RPI 51-100		RPI 101-150		RPI 150+
13- 6		2- 4	0- 1		OVERALL		0- 1		4- 0		7- 0
8- 2		1- 0	0- 1		HOME		0- 1		3- 0		4- 0
3- 2		1- 2	0- 0		AWAY		0- 0		1- 0		1- 0
2- 2		0- 2	0- 0		NEUTRAL		0- 0		0- 0		2- 0
7- 5		1- 4	0- 0		NON-CONFERENCE		0- 1		1- 0		5- 0
5- 1		1- 0	0- 0		HOME		0- 1		1- 0		3- 0
0- 2		0- 2	0- 0		AWAY		0- 0		0- 0		0- 0
2- 2		0- 2	0- 0		NEUTRAL		0- 0		0- 0		2- 0
6- 1		1- 0	0- 1		CONFERENCE		0- 0		3- 0		2- 0
3- 1		0- 0	0- 1		HOME		0- 0		2- 0		1- 0
3- 0		1- 0	0- 0		AWAY		0- 0		1- 0		1- 0
0- 0		0- 0	0- 0		NEUTRAL		0- 0		0- 0		0- 0
RPI S	Opponent	Score		RPI S	Opponent	Score		RPI S	Opponent	Score	
3 A	Nebraska	0	3	32 H	Marquette	2	3	59 H	Loyola Marymount	1	3
6 N	UCLA	1	3					102 A	Cincinnati	3	2
7 A	Louisville	3	2					111 H	Xavier	3	2
13 H	Kansas	3	1					115 H	St. John's (NY)	3	1
14 A	Southern California	0	3					149 H	Connecticut	3	0
21 N	San Diego	2	3					153 N	Saint Louis	3	0
								181 H	UAB	3	1
								202 N	Cal Poly	3	0
								204 H	Syracuse	3	0
								226 A	DePaul	3	0
								246 H	Buffalo	3	1
								261 H	Eastern Ky.	3	0
				LAST 10 GAMES							
				226 A	DePaul	3	0	7 A	Louisville	3	2
				115 H	St. John's (NY)	3	1	102 A	Cincinnati	3	2
				149 H	Connecticut	3	0	13 H	Kansas	3	1
				204 H	Syracuse	3	0	59 H	Loyola Marymount	1	3
				32 H	Marquette	2	3	111 H	Xavier	3	2

Non-Div. I Games:

Notre Dame

Average RPI Win:		127	WON-LOST RECORD		WINNING PCT. RANK		LAST 10 GAMES		STRENGTH OF SCHEDULE		OPP. STRENGTH OF SCHEDULE		TEAM RPI		ADJ RPI		CONF. RPI		ADJ CONF. RPI		
DIV. I ONLY			10- 8		.55556 135		5- 5		18		17		38		.61624 39		5		5		
DIV. I NON-CONF.			5- 6		.45455 186		0- 3		10		15		60		.58871 58		5		5		
TOTALS		RPI 1-25		RPI 26-50		W-L RECORDS		RPI 51-100		RPI 101-150		RPI 150+									
10- 8		1- 6		1- 1		OVERALL		1- 1		4- 0		3- 0									
4- 2		1- 1		1- 0		HOME		0- 1		2- 0		0- 0									
2- 5		0- 4		0- 1		AWAY		1- 0		0- 0		1- 0									
4- 1		0- 1		0- 0		NEUTRAL		0- 0		2- 0		2- 0									
5- 6		0- 5		0- 1		NON-CONFERENCE		0- 0		2- 0		3- 0									
0- 1		0- 1		0- 0		HOME		0- 0		0- 0		0- 0									
1- 4		0- 3		0- 1		AWAY		0- 0		0- 0		1- 0									
4- 1		0- 1		0- 0		NEUTRAL		0- 0		2- 0		2- 0									
5- 2		1- 1		1- 0		CONFERENCE		1- 1		2- 0		0- 0									
4- 1		1- 0		1- 0		HOME		0- 1		2- 0		0- 0									
1- 1		0- 1		0- 0		AWAY		1- 0		0- 0		0- 0									
0- 0		0- 0		0- 0		NEUTRAL		0- 0		0- 0		0- 0									
RPI	S	Opponent		Score		RPI	S	Opponent		Score		RPI	S	Opponent		Score					
1	H	Stanford		1	3	30	H	Pepperdine		3	2	59	A	Loyola Marymount		3	1				
1	N	Stanford		0	3	41	A	California		1	3	59	H	Loyola Marymount		0	3				
5	A	Oregon		0	3									109 N Utah St.		3	0				
9	A	Kansas St.		0	3									126 H Portland		3	0				
11	H	BYU		3	1									128 N Albany (NY)		3	1				
21	A	San Diego		1	3									146 H Gonzaga		3	0				
22	A	Hawaii		1	3									162 N Boise St.		3	0				
														192 A Sacramento St.		3	0				
														310 N Morgan St.		3	0				
LAST 10 GAMES																					
146 H Gonzaga						3	0	126 H Portland						3	0						
59 A Loyola Marymount						3	1	59 H Loyola Marymount						0	3						
21 A San Diego						1	3	1 H Stanford						1	3						
11 H BYU						3	1	41 A California						1	3						
30 H Pepperdine						3	2	5 A Oregon						0	3						

Non-Div. I Games:

St. Mary's (CA)

Average RPI Win:		128	WON-LOST RECORD		WINNING PCT. RANK		LAST 10 GAMES		STRENGTH OF SCHEDULE		OPP. STRENGTH OF SCHEDULE		TEAM RPI		ADJ RPI		CONF. RPI		ADJ CONF. RPI				
Average RPI Loss:		31																					
DIV. I ONLY			11- 6		.64706 94		7- 3		37		32		41		.61504 40		7		7				
DIV. I NON-CONF.			7- 4		.63636 104		3- 1		40		11		42		.61863 39		8		8				
TOTALS		RPI 1-25		RPI 26-50		W-L RECORDS		RPI 51-100		RPI 101-150		RPI 150+											
11- 6		1- 3		1- 1		OVERALL		3- 2		1- 0		5- 0											
10- 1		1- 1		1- 0		HOME		2- 0		1- 0		5- 0											
1- 3		0- 0		0- 1		AWAY		1- 2		0- 0		0- 0											
0- 2		0- 2		0- 0		NEUTRAL		0- 0		0- 0		0- 0											
7- 4		1- 3		1- 1		NON-CONFERENCE		1- 0		0- 0		4- 0											
7- 1		1- 1		1- 0		HOME		1- 0		0- 0		4- 0											
0- 1		0- 0		0- 1		AWAY		0- 0		0- 0		0- 0											
0- 2		0- 2		0- 0		NEUTRAL		0- 0		0- 0		0- 0											
4- 2		0- 0		0- 0		CONFERENCE		2- 2		1- 0		1- 0											
3- 0		0- 0		0- 0		HOME		1- 0		1- 0		1- 0											
1- 2		0- 0		0- 0		AWAY		1- 2		0- 0		0- 0											
0- 0		0- 0		0- 0		NEUTRAL		0- 0		0- 0		0- 0											
RPI	S	Opponent		Score		RPI	S	Opponent		Score		RPI	S	Opponent		Score							
6	H	UCLA		2	3	30	H	Pepperdine		3	0	56	A	New Mexico		2	3	113	H	Wyoming	3 0		
11	N	BYU		1	3	36	A	Wichita St.		1	3	60	A	Fresno St.		2	3	157	H	Virginia	3 0		
18	N	Tennessee		2	3							84	A	UNLV		3	0	160	H	Denver	3 0		
19	H	Oklahoma		3	1							87	H	San Diego St.		3	0	197	H	FIU	3 1		
												96	H	New Mexico St.		3	1	219	H	Nevada	3 0		
																		242	H	Rhode Island	3 0		
						LAST 10 GAMES																	
						84	A	UNLV		3	0	56	A	New Mexico		2	3						
						60	A	Fresno St.		2	3	6	H	UCLA		2	3						
						113	H	Wyoming		3	0	96	H	New Mexico St.		3	1						
						87	H	San Diego St.		3	0	197	H	FIU		3	1						
						219	H	Nevada		3	0	30	H	Pepperdine		3	0						

Non-Div. I Games:

Colorado St.

Average RPI Win:		103	WON-LOST RECORD		WINNING PCT. RANK		LAST 10 GAMES		STRENGTH OF SCHEDULE		OPP. STRENGTH OF SCHEDULE		TEAM RPI		ADJ RPI		CONF. RPI		ADJ CONF. RPI				
DIV. I ONLY			9- 9		.5 164		4- 6		10		24		43		.61419 41		1		1				
DIV. I NON-CONF.			6- 4		.6 120		1- 1		46		68		62		.59266 50		1		1				
TOTALS		RPI 1-25		RPI 26-50		W-L RECORDS		RPI 51-100		RPI 101-150		RPI 150+											
9- 9		1- 4		2- 0		OVERALL		3- 5		0- 0		3- 0											
5- 3		0- 3		2- 0		HOME		1- 0		0- 0		2- 0											
3- 4		1- 1		0- 0		AWAY		2- 3		0- 0		0- 0											
1- 2		0- 0		0- 0		NEUTRAL		0- 2		0- 0		1- 0											
6- 4		1- 0		1- 0		NON-CONFERENCE		1- 4		0- 0		3- 0											
4- 0		0- 0		1- 0		HOME		1- 0		0- 0		2- 0											
1- 2		1- 0		0- 0		AWAY		0- 2		0- 0		0- 0											
1- 2		0- 0		0- 0		NEUTRAL		0- 2		0- 0		1- 0											
3- 5		0- 4		1- 0		CONFERENCE		2- 1		0- 0		0- 0											
1- 3		0- 3		1- 0		HOME		0- 0		0- 0		0- 0											
2- 2		0- 1		0- 0		AWAY		2- 1		0- 0		0- 0											
0- 0		0- 0		0- 0		NEUTRAL		0- 0		0- 0		0- 0											
RPI	S	Opponent		Score		RPI	S	Opponent		Score		RPI	S	Opponent		Score							
1	A	Stanford		0	3	27	H	Oregon St.		3	0	51	A	Arizona St.		0	3	194	H	Penn	3	0	
5	H	Oregon		1	3	39	H	St. Mary's (CA)		3	1	51	A	Arizona		3	1	196	N	Delaware	3	0	
6	H	UCLA		0	3							57	A	San Francisco		0	3	244	H	UC Riverside	3	0	
14	H	Southern California		0	3							57	N	San Francisco		2	3						
22	A	Hawaii		3	2							69	H	Northern Ariz.		3	1						
												70	N	Baylor		0	3						
												81	A	Colorado		3	2						
												87	A	San Diego St.		2	3						
LAST 10 GAMES																							
		6	H	UCLA		0	3	51	A	Arizona St.		0	3										
		14	H	Southern California		0	3	81	A	Colorado		3	2										
		27	H	Oregon St.		3	0	1	A	Stanford		0	3										
		5	H	Oregon		1	3	57	A	San Francisco		0	3										
		51	A	Arizona		3	1	39	H	St. Mary's (CA)		3	1										

Non-Div. I Games:

California

Average RPI Win:		98	WON-LOST RECORD		WINNING PCT. RANK		LAST 10 GAMES		STRENGTH OF SCHEDULE		OPP. STRENGTH OF SCHEDULE		TEAM RPI		ADJ RPI		CONF. RPI		ADJ CONF. RPI				
Average RPI Loss:		49																					
DIV. I ONLY			10- 6		.625 104		7- 3		38		10		39		.614 42		3		3				
DIV. I NON-CONF.			6- 4		.6 120		3- 1		77		4		70		.58457 63		3		3				
TOTALS		RPI 1-25		RPI 26-50		W-L RECORDS		RPI 51-100		RPI 101-150		RPI 150+											
10- 6		1- 4		2- 1		OVERALL		4- 0		1- 0		2- 1											
7- 1		1- 0		1- 0		HOME		3- 0		0- 0		2- 1											
2- 4		0- 3		1- 1		AWAY		1- 0		0- 0		0- 0											
1- 1		0- 1		0- 0		NEUTRAL		0- 0		1- 0		0- 0											
6- 4		1- 2		2- 1		NON-CONFERENCE		1- 0		1- 0		1- 1											
4- 1		1- 0		1- 0		HOME		1- 0		0- 0		1- 1											
1- 2		0- 1		1- 1		AWAY		0- 0		0- 0		0- 0											
1- 1		0- 1		0- 0		NEUTRAL		0- 0		1- 0		0- 0											
4- 2		0- 2		0- 0		CONFERENCE		3- 0		0- 0		1- 0											
3- 0		0- 0		0- 0		HOME		2- 0		0- 0		1- 0											
1- 2		0- 2		0- 0		AWAY		1- 0		0- 0		0- 0											
0- 0		0- 0		0- 0		NEUTRAL		0- 0		0- 0		0- 0											
RPI	S	Opponent		Score		RPI	S	Opponent		Score		RPI	S	Opponent		Score							
3	H	Nebraska		3	1	34	A	Illinois		0	3	61	H	TCU		3	0	102	N	Cincinnati		3	0
9	A	Kansas St.		0	3	34	A	Illinois		3	2	70	H	Baylor		3	1	178	H	West Virginia		3	0
13	A	Kansas		2	3	43	H	UNI		3	1	91	A	Texas Tech		3	1	204	H	Syracuse		2	3
15	N	Florida St.		2	3							98	H	Iowa		3	2	301	H	Eastern Wash.		3	0
18	A	Tennessee		2	3																		
						LAST 10 GAMES																	
						178 H West Virginia						70 H Baylor						3 1					
						91 A Texas Tech						3 H Nebraska						3 1					
						9 A Kansas St.						204 H Syracuse						2 3					
						61 H TCU						98 H Iowa						3 2					
						13 A Kansas						301 H Eastern Wash.						3 0					

Non-Div. I Games:

Iowa St.

Average RPI Win: 162		WON-LOST	WINNING	LAST 10	STRENGTH OF		OPP. STRENGTH	TEAM	ADJ	CONF.	ADJ CONF.
Average RPI Loss: 20		RECORD	PCT. RANK	GAMES	SCHEDULE		OF SCHEDULE	RPI	RPI	RPI	RPI
DIV. I ONLY		15-5	.75	40	85		60	45	.60136	45	2
DIV. I NON-CONF.		12-0	1	1	161		172	37	.61862	40	2
TOTALS		RPI 1-25	RPI 26-50		W-L RECORDS		RPI 51-100		RPI 101-150		RPI 150+
15-5	0-3	1-2		OVERALL		4-0		3-0		7-0	
7-3	0-1	0-2		HOME		2-0		2-0		3-0	
4-2	0-2	1-0		AWAY		2-0		1-0		0-0	
4-0	0-0	0-0		NEUTRAL		0-0		0-0		4-0	
12-0	0-0	0-0		NON-CONFERENCE		3-0		2-0		7-0	
6-0	0-0	0-0		HOME		2-0		1-0		3-0	
2-0	0-0	0-0		AWAY		1-0		1-0		0-0	
4-0	0-0	0-0		NEUTRAL		0-0		0-0		4-0	
3-5	0-3	1-2		CONFERENCE		1-0		1-0		0-0	
1-3	0-1	0-2		HOME		0-0		1-0		0-0	
2-2	0-2	1-0		AWAY		1-0		0-0		0-0	
0-0	0-0	0-0		NEUTRAL		0-0		0-0		0-0	
RPI S	Opponent	Score	RPI S	Opponent	Score	RPI S	Opponent	Score	RPI S	Opponent	Score
3 A	Nebraska	0 3	34 H	Illinois	2 3	54 H	Georgia	3 0	124 H	Indiana	3 0
10 A	Minnesota	2 3	35 H	Northwestern	1 3	62 H	IPFW	3 2	128 H	Albany (NY)	3 0
16 H	Purdue	2 3	46 A	Wisconsin	3 1	85 A	Col. of Charleston	3 1	149 A	Connecticut	3 0
						98 A	Iowa	3 0	205 H	Youngstown St.	3 1
									206 N	Fairfield	3 0
									218 N	Presbyterian	3 0
									225 N	Georgetown	3 0
									261 H	Eastern Ky.	3 0
									264 H	McNeese St.	3 0
									308 N	Dartmouth	3 0
LAST 10 GAMES											
34 H	Illinois	2 3	3 A	Nebraska	0 3						
35 H	Northwestern	1 3	124 H	Indiana	3 0						
10 A	Minnesota	2 3	16 H	Purdue	2 3						
46 A	Wisconsin	3 1	225 N	Georgetown	3 0						
98 A	Iowa	3 0	85 A	Col. of Charleston	3 1						

Non-Div. I Games:

Michigan St.

Average RPI Win:		145	WON-LOST RECORD		WINNING PCT. RANK		LAST 10 GAMES		STRENGTH OF SCHEDULE		OPP. STRENGTH OF SCHEDULE		TEAM RPI		ADJ RPI		CONF. RPI		ADJ CONF. RPI										
Average RPI Loss:		31																											
DIV. I ONLY			14- 7		.66667 75		7- 3		58		48		49		.59985 47		5		5										
DIV. I NON-CONF.			10- 4		.71429 73		3- 0		53		66		43		.60754 44		5		5										
TOTALS		RPI 1-25		RPI 26-50		W-L RECORDS		RPI 51-100		RPI 101-150		RPI 150+																	
14- 7		0- 3		1- 2		OVERALL		2- 2		6- 0		5- 0																	
2- 1		0- 1		1- 0		HOME		0- 0		1- 0		0- 0																	
6- 3		0- 1		0- 1		AWAY		0- 1		4- 0		2- 0																	
6- 3		0- 1		0- 1		NEUTRAL		2- 1		1- 0		3- 0																	
10- 4		0- 2		0- 1		NON-CONFERENCE		2- 1		3- 0		5- 0																	
0- 0		0- 0		0- 0		HOME		0- 0		0- 0		0- 0																	
4- 1		0- 1		0- 0		AWAY		0- 0		2- 0		2- 0																	
6- 3		0- 1		0- 1		NEUTRAL		2- 1		1- 0		3- 0																	
4- 3		0- 1		1- 1		CONFERENCE		0- 1		3- 0		0- 0																	
2- 1		0- 1		1- 0		HOME		0- 0		1- 0		0- 0																	
2- 2		0- 0		0- 1		AWAY		0- 1		2- 0		0- 0																	
0- 0		0- 0		0- 0		NEUTRAL		0- 0		0- 0		0- 0																	
RPI	S	Opponent		Score		RPI	S	Opponent		Score		RPI	S	Opponent		Score													
1	A	Stanford		0	3	27	N	Oregon St.		1	3	53	N	Pacific		2	3	126	A	Portland	3	1							
21	H	San Diego		1	3	30	A	Pepperdine		2	3	59	A	Loyola Marymount		0	3	127	A	Cal St. Fullerton	3	2							
23	N	North Carolina		2	3	30	H	Pepperdine		3	1	68	N	Utah		3	2	129	N	Montana St.	3	2							

Non-Div. I Games:

Santa Clara

Average RPI Win:		142	WON-LOST RECORD		WINNING PCT. RANK		LAST 10 GAMES		STRENGTH OF SCHEDULE		OPP. STRENGTH OF SCHEDULE		TEAM RPI		ADJ RPI		CONF. RPI		ADJ CONF. RPI	
Average RPI Loss:		36																		
DIV. I ONLY			14- 5		.73684	44	7- 3		92	46	48	.59968	48	4	4					
DIV. I NON-CONF.			8- 2		.8	46	1- 0		192	111	83	.56589	83	4	4					
TOTALS		RPI 1-25		RPI 26-50			W-L RECORDS		RPI 51-100			RPI 101-150			RPI 150+					
14- 5	1- 3				0- 1	OVERALL		4- 1			3- 0			6- 0						
7- 2	1- 1				0- 1	HOME		3- 0			0- 0			3- 0						
3- 3	0- 2				0- 0	AWAY		1- 1			2- 0			0- 0						
4- 0	0- 0				0- 0	NEUTRAL		0- 0			1- 0			3- 0						
8- 2	0- 1				0- 0	NON-CONFERENCE		1- 1			2- 0			5- 0						
3- 1	0- 1				0- 0	HOME		1- 0			0- 0			2- 0						
1- 1	0- 0				0- 0	AWAY		0- 1			1- 0			0- 0						
4- 0	0- 0				0- 0	NEUTRAL		0- 0			1- 0			3- 0						
6- 3	1- 2				0- 1	CONFERENCE		3- 0			1- 0			1- 0						
4- 1	1- 0				0- 1	HOME		2- 0			0- 0			1- 0						
2- 2	0- 2				0- 0	AWAY		1- 0			1- 0			0- 0						
0- 0	0- 0				0- 0	NEUTRAL		0- 0			0- 0			0- 0						
RPI	S	Opponent		Score		RPI	S	Opponent		Score		RPI	S	Opponent		Score				
12	A	Florida		0	3	28	H	Texas A&M		1	3	54	H	Georgia		3	0			
18	A	Tennessee		2	3							55	H	Virginia Tech		3	1			
18	H	Tennessee		3	2							67	A	LSU		3	1			
24	H	Michigan		0	3							97	H	Ole Miss		3	0			
												100	A	Morehead St.		2	3			

Non-Div. I Games:

Missouri

Average RPI Win: 149		WON-LOST	WINNING	LAST 10	STRENGTH OF		OPP. STRENGTH	TEAM	ADJ	CONF.	ADJ CONF.
Average RPI Loss: 29		RECORD	PCT. RANK	GAMES	SCHEDULE		OF SCHEDULE	RPI	RPI	RPI	RPI
DIV. I ONLY		13- 6	.68421	66	56		61	46	.59852	49	4
DIV. I NON-CONF.		9- 1	.9	20	69		143	32	.63233	33	4
TOTALS		RPI 1-25	RPI 26-50		W-L RECORDS		RPI 51-100		RPI 101-150		RPI 150+
13- 6	0- 2	0- 3		OVERALL		3- 1		2- 0		8- 0	
6- 0	0- 0	0- 0		HOME		2- 0		1- 0		3- 0	
4- 5	0- 2	0- 2		AWAY		0- 1		0- 0		4- 0	
3- 1	0- 0	0- 1		NEUTRAL		1- 0		1- 0		1- 0	
9- 1	0- 0	0- 1		NON-CONFERENCE		2- 0		1- 0		6- 0	
3- 0	0- 0	0- 0		HOME		1- 0		0- 0		2- 0	
3- 0	0- 0	0- 0		AWAY		0- 0		0- 0		3- 0	
3- 1	0- 0	0- 1		NEUTRAL		1- 0		1- 0		1- 0	
4- 5	0- 2	0- 2		CONFERENCE		1- 1		1- 0		2- 0	
3- 0	0- 0	0- 0		HOME		1- 0		1- 0		1- 0	
1- 5	0- 2	0- 2		AWAY		0- 1		0- 0		1- 0	
0- 0	0- 0	0- 0		NEUTRAL		0- 0		0- 0		0- 0	
RPI S	Opponent	Score	RPI S	Opponent	Score	RPI S	Opponent	Score	RPI S	Opponent	Score
12 A	Florida	0 3	26 A	Arkansas	0 3	54 A	Georgia	0 3	108 H	Alabama	3 1
17 A	Kentucky	1 3	28 A	Texas A&M	1 3	74 H	South Carolina	3 1	142 N	Texas St.	3 0
			36 N	Wichita St.	1 3	89 N	Central Mich.	3 2	151 A	Troy	3 0
						94 H	Ga. Southern	3 1	166 A	SMU	3 0
									171 A	Mississippi St.	3 0
									171 H	Mississippi St.	3 0
									172 H	High Point	3 0
									180 A	Green Bay	3 0
									191 H	Jacksonville St.	3 0
									230 N	Drake	3 0
LAST 10 GAMES											
12 A	Florida	0 3	108 H	Alabama	3 1						
54 A	Georgia	0 3	74 H	South Carolina	3 1						
171 H	Mississippi St.	3 0	28 A	Texas A&M	1 3						
17 A	Kentucky	1 3	171 A	Mississippi St.	3 0						
26 A	Arkansas	0 3	166 A	SMU	3 0						

Non-Div. I Games:

Auburn

Average RPI Win:		145	WON-LOST RECORD		WINNING PCT. RANK		LAST 10 GAMES		STRENGTH OF SCHEDULE		OPP. STRENGTH OF SCHEDULE		TEAM RPI		ADJ RPI		CONF. RPI		ADJ CONF. RPI	
Average RPI Loss:		47																		
DIV. I ONLY			13- 7		.65 87		9- 1		54		73		52		.59581 50		11		11	
DIV. I NON-CONF.			5- 7		.41667 208		1- 1		12		42		82		.57208 78		11		11	
TOTALS		RPI 1-25		RPI 26-50		W-L RECORDS		RPI 51-100		RPI 101-150		RPI 150+								
13- 7		0- 2		0- 2		OVERALL		5- 2		2- 1		6- 0								
5- 0		0- 0		0- 0		HOME		2- 0		1- 0		2- 0								
5- 3		0- 2		0- 1		AWAY		2- 0		1- 0		2- 0								
3- 4		0- 0		0- 1		NEUTRAL		1- 2		0- 1		2- 0								
5- 7		0- 2		0- 2		NON-CONFERENCE		1- 2		2- 1		2- 0								
1- 0		0- 0		0- 0		HOME		0- 0		1- 0		0- 0								
1- 3		0- 2		0- 1		AWAY		0- 0		1- 0		0- 0								
3- 4		0- 0		0- 1		NEUTRAL		1- 2		0- 1		2- 0								
8- 0		0- 0		0- 0		CONFERENCE		4- 0		0- 0		4- 0								
4- 0		0- 0		0- 0		HOME		2- 0		0- 0		2- 0								
4- 0		0- 0		0- 0		AWAY		2- 0		0- 0		2- 0								
0- 0		0- 0		0- 0		NEUTRAL		0- 0		0- 0		0- 0								
RPI	S	Opponent		Score		RPI	S	Opponent		Score		RPI	S	Opponent		Score				
11	A	BYU		0	3	32	A	Marquette		0	3	58	N	Georgia Tech		1	3			
16	A	Purdue		0	3	35	N	Northwestern		1	3	65	N	Portland St.		3	1			
												68	N	Utah		2	3			
												78	H	Ohio		3	0			
												79	H	Western Mich.		3	2			
												89	A	Central Mich.		3	2			
												92	A	Eastern Mich.		3	2			

Non-Div. I Games:

Bowling Green

Average RPI Win: 140		WON-LOST RECORD	WINNING PCT. RANK	LAST 10 GAMES	STRENGTH OF SCHEDULE	OPP. STRENGTH OF SCHEDULE	TEAM RPI	ADJ RPI	CONF. RPI	ADJ CONF. RPI	
Average RPI Loss: 30											
DIV. I ONLY		11- 8	.57895 125	5- 5	28	35	50	.59542 51	1	1	
DIV. I NON-CONF.		8- 3	.72727 69	2- 0	94	112	66	.58249 66	1	1	
<hr/>											
TOTALS		RPI 1-25	RPI 26-50		W-L RECORDS		RPI 51-100		RPI 101-150		RPI 150+
11- 8		0- 4	0- 2		OVERALL		3- 2		4- 0		4- 0
8- 5		0- 2	0- 1		HOME		1- 2		3- 0		4- 0
2- 3		0- 2	0- 1		AWAY		2- 0		0- 0		0- 0
1- 0		0- 0	0- 0		NEUTRAL		0- 0		1- 0		0- 0
8- 3		0- 0	0- 1		NON-CONFERENCE		0- 2		4- 0		4- 0
7- 2		0- 0	0- 0		HOME		0- 2		3- 0		4- 0
0- 1		0- 0	0- 1		AWAY		0- 0		0- 0		0- 0
1- 0		0- 0	0- 0		NEUTRAL		0- 0		1- 0		0- 0
3- 5		0- 4	0- 1		CONFERENCE		3- 0		0- 0		0- 0
1- 3		0- 2	0- 1		HOME		1- 0		0- 0		0- 0
2- 2		0- 2	0- 0		AWAY		2- 0		0- 0		0- 0
0- 0		0- 0	0- 0		NEUTRAL		0- 0		0- 0		0- 0
RPI	S	Opponent	Score	RPI	S	Opponent	Score	RPI	S	Opponent	Score
1	H	Stanford	1 3	30	A	Pepperdine	2 3	51	H	Arizona St.	3 1
6	A	UCLA	0 3	41	H	California	1 3	61	H	TCU	1 3
8	H	Washington	1 3					68	A	Utah	3 2
14	A	Southern California	0 3					80	H	Cal St. Northridge	2 3
								81	A	Colorado	3 1
	</										

Non-Div. I Games:

Arizona

Average RPI Win: 138		WON-LOST	WINNING	LAST 10	STRENGTH OF		OPP. STRENGTH	TEAM	ADJ	CONF.	ADJ CONF.
Average RPI Loss: 43		RECORD	PCT. RANK	GAMES	SCHEDULE		OF SCHEDULE	RPI	RPI	RPI	RPI
DIV. I ONLY		13- 8	.61905	107	47		37	51	.59542	51	1
DIV. I NON-CONF.		11- 2	.84615	31	75		89	36	.62366	37	1
TOTALS		RPI 1-25	RPI 26-50		W-L RECORDS		RPI 51-100		RPI 101-150		RPI 150+
13- 8		0- 4	1- 0		OVERALL		4- 3		3- 1		5- 0
6- 1		0- 1	1- 0		HOME		0- 0		2- 0		3- 0
3- 6		0- 3	0- 0		AWAY		1- 3		1- 0		1- 0
4- 1		0- 0	0- 0		NEUTRAL		3- 0		0- 1		1- 0
11- 2		0- 1	0- 0		NON-CONFERENCE		4- 0		2- 1		5- 0
4- 0		0- 0	0- 0		HOME		0- 0		1- 0		3- 0
3- 1		0- 1	0- 0		AWAY		1- 0		1- 0		1- 0
4- 1		0- 0	0- 0		NEUTRAL		3- 0		0- 1		1- 0
2- 6		0- 3	1- 0		CONFERENCE		0- 3		1- 0		0- 0
2- 1		0- 1	1- 0		HOME		0- 0		1- 0		0- 0
0- 5		0- 2	0- 0		AWAY		0- 3		0- 0		0- 0
0- 0		0- 0	0- 0		NEUTRAL		0- 0		0- 0		0- 0
RPI S	Opponent	Score	RPI S	Opponent	Score	RPI S	Opponent	Score	RPI S	Opponent	Score
1 H	Stanford	1 3	41 H	California	3 0	51 A	Arizona	1 3	113 N	Wyoming	2 3
6 A	UCLA	0 3				59 A	Loyola Marymount	3 1	122 H	Washington St.	3 1
13 A	Kansas	1 3				60 N	Fresno St.	3 0	131 A	UC Irvine	3 2
14 A	Southern California	1 3				68 A	Utah	0 3	146 H	Gonzaga	3 1
						75 N	Idaho St.	3 2	159 A	UTEP	3 1
						81 A	Colorado	2 3	179 H	Villanova	3 0
						85 N	Col. of Charleston	3 0	220 N	Colgate	3 0
									244 H	UC Riverside	3 1
									272 H	Fla. Atlantic	3 0
LAST 10 GAMES											
68 A	Utah	0 3	41 H	California	3 0						
81 A	Colorado	2 3	122 H	Washington St.	3 1						
14 A	Southern California	1 3	51 A	Arizona	1 3						
6 A	UCLA	0 3	146 H	Gonzaga	3 1						
1 H	Stanford	1 3	272 H	Fla. Atlantic	3 0						

Non-Div. I Games:

Arizona St.

Average RPI Win:	143	WON-LOST	WINNING	LAST 10	STRENGTH OF	OPP. STRENGTH	TEAM	ADJ	CONF.	ADJ CONF.	
Average RPI Loss:	66	RECORD	PCT. RANK	GAMES	SCHEDULE	OF SCHEDULE	RPI	RPI	RPI	RPI	
DIV. I ONLY		16- 4	.8 31	7- 3		148	51	54	.59262 53	9 8	
DIV. I NON-CONF.		12- 1	.92308 11	3- 0		74	53	23	.65205 23	7 7	
<hr/>											
TOTALS	RPI 1-25	RPI 26-50		W-L RECORDS	RPI 51-100		RPI 101-150		RPI 150+		
16- 4	0- 1	2- 0		OVERALL	2- 2		5- 1		7- 0		
6- 1	0- 0	0- 0		HOME	1- 1		2- 0		3- 0		
4- 3	0- 1	1- 0		AWAY	0- 1		2- 1		1- 0		
6- 0	0- 0	1- 0		NEUTRAL	1- 0		1- 0		3- 0		
<hr/>											
12- 1	0- 1	2- 0		NON-CONFERENCE	2- 0		3- 0		5- 0		
3- 0	0- 0	0- 0		HOME	1- 0		1- 0		1- 0		
3- 1	0- 1	1- 0		AWAY	0- 0		1- 0		1- 0		
6- 0	0- 0	1- 0		NEUTRAL	1- 0		1- 0		3- 0		
<hr/>											
4- 3	0- 0	0- 0		CONFERENCE	0- 2		2- 1		2- 0		
3- 1	0- 0	0- 0		HOME	0- 1		1- 0		2- 0		
1- 2	0- 0	0- 0		AWAY	0- 1		1- 1		0- 0		
0- 0	0- 0	0- 0		NEUTRAL	0- 0		0- 0		0- 0		
<hr/>											
RPI S	Opponent	Score	RPI S	Opponent	Score	RPI S	Opponent	Score	RPI S	Opponent	Score
1 A	Stanford	0 3	32 A	Marquette	3 2	64 A	Long Beach St.	0 3	114 H	Northern Ill.	3 0
			47 N	Santa Clara	3 2	65 H	Portland St.	3 0	122 N	Washington St.	3 0
						66 H	UC Santa Barbara	2 3	127 H	Cal St. Fullerton	3 2
						98 N	Iowa	3 1	131 A	UC Irvine	3 0
									132 A	UC Davis	1 3
									138 A	Idaho	3 2
									156 N	Loyola Chicago	3 0
									175 N	Milwaukee	3 1
									198 A	San Jose St.	3 0
									202 H	Cal Poly	3 0
									215 N	Montana	3 2
									219 H	Nevada	3 0
									244 H	UC Riverside	3 0
<hr/>											
			LAST 10 GAMES								
			66 H UC Santa Barbara 2 3			127 H Cal St. Fullerton 3 2					
			202 H Cal Poly 3 0			198 A San Jose St. 3 0					
			64 A Long Beach St. 0 3			132 A UC Davis 1 3					
			131 A UC Irvine 3 0			175 N Milwaukee 3 1					
			244 H UC Riverside 3 0			98 N Iowa 3 1					

Non-Div. I Games:

Pacific

Average RPI Win: 140		WON-LOST RECORD	WINNING PCT. RANK	LAST 10 GAMES	STRENGTH OF SCHEDULE	OPP. STRENGTH OF SCHEDULE	TEAM RPI	ADJ RPI	CONF. RPI	ADJ CONF. RPI	
Average RPI Loss: 41											
DIV. I ONLY		11- 7	.61111 112	5- 5	55	49	58	.58721 54	4	4	
DIV. I NON-CONF.		6- 3	.66667 87	0- 1	55	109	53	.5898 54	4	4	
<hr/>											
TOTALS		RPI 1-25	RPI 26-50		W-L RECORDS		RPI 51-100		RPI 101-150		RPI 150+
11- 7		0- 2	1- 3		OVERALL		3- 2		2- 0		5- 0
6- 1		0- 0	1- 1		HOME		2- 0		1- 0		2- 0
3- 5		0- 2	0- 2		AWAY		1- 1		0- 0		2- 0
2- 1		0- 0	0- 0		NEUTRAL		0- 1		1- 0		1- 0
6- 3		0- 1	0- 1		NON-CONFERENCE		1- 1		1- 0		4- 0
3- 0		0- 0	0- 0		HOME		1- 0		0- 0		2- 0
1- 2		0- 1	0- 1		AWAY		0- 0		0- 0		1- 0
2- 1		0- 0	0- 0		NEUTRAL		0- 1		1- 0		1- 0
5- 4		0- 1	1- 2		CONFERENCE		2- 1		1- 0		1- 0
3- 1		0- 0	1- 1		HOME		1- 0		1- 0		0- 0
2- 3		0- 1	0- 1		AWAY		1- 1		0- 0		1- 0
0- 0		0- 0	0- 0		NEUTRAL		0- 0		0- 0		0- 0
RPI S	Opponent	Score	RPI S	Opponent	Score	RPI S	Opponent	Score	RPI S	Opponent	Score
15 A	Florida St.	1 3	26 H	Arkansas	0 3	62 N	IPFW	1 3	108 H	Alabama	3 2
18 A	Tennessee	2 3	45 A	Michigan St.	0 3	67 A	LSU	3 2	128 N	Albany (NY)	3 1
			48 A	Missouri	0 3	74 A	South Carolina	0 3	151 H	Troy	3 0
			49 H	Auburn	3 0	94 H	Ga. Southern	3 1	171 A	Mississippi St.	3 1
						97 H	Ole Miss	3 2	197 N	FIU	3 0
									237 A	Florida A&M	3 0
									239 H	Georgia St.	3 0
<hr/>											
LAST 10 GAMES											
97 H Ole Miss 3 2						26 H Arkansas 0 3					
49 H Auburn 3 0						108 H Alabama 3 2					
18 A Tennessee 2 3						171 A Mississippi St. 3 1					
67 A LSU 3 2						74 A South Carolina 0 3					
48 A Missouri 0 3						45 A Michigan St. 0 3					

Non-Div. I Games:

Georgia

[illegible]

Non-Div. I Games:

Virginia Tech

Average RPI Win:		173	WON-LOST	WINNING	LAST 10	STRENGTH OF		OPP. STRENGTH	TEAM	ADJ	CONF.	ADJ CONF.
Average RPI Loss:		64	RECORD	PCT. RANK	GAMES	SCHEDULE		OF SCHEDULE	RPI	RPI	RPI	RPI
DIV. I ONLY			17- 4	.80952	29	7- 3		134	127	57	.58649	56
DIV. I NON-CONF.			13- 2	.86667	27	3- 1		181	162	64	.58101	69
TOTALS		RPI 1-25	RPI 26-50		W-L RECORDS		RPI 51-100		RPI 101-150		RPI 150+	
17- 4	0- 1		1- 0		OVERALL		3- 3		4- 0		9- 0	
10- 1	0- 0		1- 0		HOME		3- 1		3- 0		3- 0	
2- 3	0- 1		0- 0		AWAY		0- 2		0- 0		2- 0	
5- 0	0- 0		0- 0		NEUTRAL		0- 0		1- 0		4- 0	
13- 2	0- 1		0- 0		NON-CONFERENCE		3- 1		2- 0		8- 0	
6- 1	0- 0		0- 0		HOME		3- 1		1- 0		2- 0	
2- 1	0- 1		0- 0		AWAY		0- 0		0- 0		2- 0	
5- 0	0- 0		0- 0		NEUTRAL		0- 0		1- 0		4- 0	
4- 2	0- 0		1- 0		CONFERENCE		0- 2		2- 0		1- 0	
4- 0	0- 0		1- 0		HOME		0- 0		2- 0		1- 0	
0- 2	0- 0		0- 0		AWAY		0- 2		0- 0		0- 0	
0- 0	0- 0		0- 0		NEUTRAL		0- 0		0- 0		0- 0	
RPI S	Opponent	Score	RPI S	Opponent	Score	RPI S	Opponent	Score	RPI S	Opponent	Score	
19 A	Oklahoma	0 3	40 H	Colorado St.	3 2	60 A	Fresno St.	1 3	113 H	Wyoming	3 1	
						66 H	UC Santa Barbara	3 2	126 H	Portland	3 0	
						84 A	UNLV	0 3	148 N	UMES	3 1	
						93 H	Duquesne	2 3	150 H	Air Force	3 0	
						93 H	Duquesne	3 1	162 H	Boise St.	3 2	
						94 H	Ga. Southern	3 2	166 N	SMU	3 0	
									173 N	UALR	3 2	
									176 A	CSU Bakersfield	3 1	
									185 N	Kennesaw St.	3 0	
									279 N	UNC Asheville	3 0	
									323 H	Southern U.	3 0	
									323 H	Southern U.	3 0	
									325 A	Savannah St.	3 0	
LAST 10 GAMES												
			150 H	Air Force	3 0		113 H	Wyoming	3 1			
			162 H	Boise St.	3 2		40 H	Colorado St.	3 2			
			84 A	UNLV	0 3		19 A	Oklahoma	0 3			
			60 A	Fresno St.	1 3		166 N	SMU	3 0			
			176 A	CSU Bakersfield	3 1		173 N	UALR	3 2			

Non-Div. I Games:

New Mexico

Average RPI Win:	151	WON-LOST	WINNING	LAST 10	STRENGTH OF	OPP. STRENGTH	TEAM	ADJ	CONF.	ADJ CONF.					
Average RPI Loss:	35	RECORD	PCT. RANK	GAMES	SCHEDULE	OF SCHEDULE	RPI	RPI	RPI	RPI					
DIV. I ONLY		12- 8	.6	116	5- 5	57	38	60	.58637	57	5	5			
DIV. I NON-CONF.		9- 4	.69231	81	2- 1	105	57	73	.58001	71	5	5			
<hr/>															
TOTALS	RPI 1-25	RPI 26-50			W-L RECORDS		RPI 51-100		RPI 101-150		RPI 150+				
12- 8	0- 5	2- 1			OVERALL		2- 1		3- 1		5- 0				
4- 1	0- 1	1- 0			HOME		1- 0		0- 0		2- 0				
4- 6	0- 4	0- 1			AWAY		1- 0		3- 1		0- 0				
4- 1	0- 0	1- 0			NEUTRAL		0- 1		0- 0		3- 0				
<hr/>															
9- 4	0- 2	2- 0			NON-CONFERENCE		1- 1		1- 1		5- 0				
4- 0	0- 0	1- 0			HOME		1- 0		0- 0		2- 0				
1- 3	0- 2	0- 0			AWAY		0- 0		1- 1		0- 0				
4- 1	0- 0	1- 0			NEUTRAL		0- 1		0- 0		3- 0				
<hr/>															
3- 4	0- 3	0- 1			CONFERENCE		1- 0		2- 0		0- 0				
0- 1	0- 1	0- 0			HOME		0- 0		0- 0		0- 0				
3- 3	0- 2	0- 1			AWAY		1- 0		2- 0		0- 0				
0- 0	0- 0	0- 0			NEUTRAL		0- 0		0- 0		0- 0				
<hr/>															
RPI S	Opponent	Score		RPI S	Opponent	Score		RPI S	Opponent	Score		RPI S	Opponent	Score	
1 A	Stanford	0	3	30 A	Pepperdine	1	3	59 A	Loyola Marymount	3	2	113 A	Wyoming	0	3
11 A	BYU	1	3	41 H	California	3	0	70 N	Baylor	1	3	126 A	Portland	3	0
11 H	BYU	1	3	41 N	California	3	2	80 H	Cal St. Northridge	3	0	132 A	UC Davis	3	1
21 A	San Diego	1	3									146 A	Gonzaga	3	2
22 A	Hawaii	0	3									158 H	LIU Brooklyn	3	0
												218 N	Presbyterian	3	0
												222 N	Seattle	3	0
												287 H	La Salle	3	1
												301 N	Eastern Wash.	3	1
<hr/>															
LAST 10 GAMES															
11 A BYU						1	3	59 A Loyola Marymount						3	2
30 A Pepperdine						1	3	21 A San Diego						1	3
126 A Portland						3	0	41 H California						3	0
146 A Gonzaga						3	2	1 A Stanford						0	3
11 H BYU						1	3	132 A UC Davis						3	1

Non-Div. I Games:

San Francisco

Average RPI Win: 148		WON-LOST RECORD		WINNING PCT. RANK		LAST 10 GAMES		STRENGTH OF SCHEDULE		OPP. STRENGTH OF SCHEDULE		TEAM RPI		ADJ RPI		CONF. RPI		ADJ CONF. RPI	
Average RPI Loss: 47																			
DIV. I ONLY		14- 5		.73684 44		7- 3		114		44		55		.58612 58		6		6	
DIV. I NON-CONF.		8- 2		.8 46		1- 0		169		81		74		.57433 76		6		6	
TOTALS		RPI 1-25		RPI 26-50		W-L RECORDS		RPI 51-100		RPI 101-150		RPI 150+							
14- 5		0- 2		1- 2		OVERALL		3- 0		4- 1		6- 0							
9- 0		0- 0		0- 0		HOME		3- 0		2- 0		4- 0							
1- 5		0- 2		0- 2		AWAY		0- 0		1- 1		0- 0							
4- 0		0- 0		1- 0		NEUTRAL		0- 0		1- 0		2- 0							
8- 2		0- 1		1- 0		NON-CONFERENCE		0- 0		2- 1		5- 0							
4- 0		0- 0		0- 0		HOME		0- 0		1- 0		3- 0							
0- 2		0- 1		0- 0		AWAY		0- 0		0- 1		0- 0							
4- 0		0- 0		1- 0		NEUTRAL		0- 0		1- 0		2- 0							
6- 3		0- 1		0- 2		CONFERENCE		3- 0		2- 0		1- 0							
5- 0		0- 0		0- 0		HOME		3- 0		1- 0		1- 0							
1- 3		0- 1		0- 2		AWAY		0- 0		1- 0		0- 0							
0- 0		0- 0		0- 0		NEUTRAL		0- 0		0- 0		0- 0							
RPI S	Opponent	Score		RPI S	Opponent	Score		RPI S	Opponent	Score		RPI S	Opponent	Score					
12 A	Florida	1	3	31 A	North Carolina St.	2	3	55 H	Virginia Tech	3	1	107 H	Boston College	3	0				
23 A	North Carolina	0	3	44 A	Duke	2	3	72 H	Clemson	3	0	110 N	Cleveland St.	3	0				
				50 N	Bowling Green	3	1	99 H	Maryland	3	0	124 A	Indiana	1	3				
												127 H	Cal St. Fullerton	3	1				
												143 A	Wake Forest	3	0				
												157 H	Virginia	3	0				
												166 H	SMU	3	2				
												200 N	La.-Lafayette	3	0				
												239 H	Georgia St.	3	0				
												254 N	Jacksonville	3	0				
												286 H	Charleston So.	3	0				
				LAST 10 GAMES															
				44 A	Duke	2	3	31 A	North Carolina St.	2	3								
				143 A	Wake Forest	3	0	99 H	Maryland	3	0								
				157 H	Virginia	3	0	107 H	Boston College	3	0								
				55 H	Virginia Tech	3	1	239 H	Georgia St.	3	0								
				23 A	North Carolina	0	3	72 H	Clemson	3	0								

Non-Div. I Games:

Georgia Tech

Average RPI Win: 120		WON-LOST RECORD		WINNING PCT. RANK		LAST 10 GAMES		STRENGTH OF SCHEDULE		OPP. STRENGTH OF SCHEDULE		TEAM RPI		ADJ RPI		CONF. RPI		ADJ CONF. RPI	
DIV. I ONLY		12- 7		.63158 99		7- 3		45		97		56		.58401 60		7		7	
DIV. I NON-CONF.		7- 5		.58333 130		2- 1		35		101		59		.58369 64		8		8	
TOTALS		RPI 1-25		RPI 26-50		W-L RECORDS		RPI 51-100		RPI 101-150		RPI 150+							
12- 7		0- 1		1- 0		OVERALL		5- 3		2- 2		4- 1							
4- 2		0- 0		1- 0		HOME		1- 0		2- 1		0- 1							
4- 3		0- 1		0- 0		AWAY		1- 1		0- 1		3- 0							
4- 2		0- 0		0- 0		NEUTRAL		3- 2		0- 0		1- 0							
7- 5		0- 1		0- 0		NON-CONFERENCE		4- 2		1- 1		2- 1							
1- 2		0- 0		0- 0		HOME		0- 0		1- 1		0- 1							
2- 1		0- 1		0- 0		AWAY		1- 0		0- 0		1- 0							
4- 2		0- 0		0- 0		NEUTRAL		3- 2		0- 0		1- 0							
5- 2		0- 0		1- 0		CONFERENCE		1- 1		1- 1		2- 0							
3- 0		0- 0		1- 0		HOME		1- 0		1- 0		0- 0							
2- 2		0- 0		0- 0		AWAY		0- 1		0- 1		2- 0							
0- 0		0- 0		0- 0		NEUTRAL		0- 0		0- 0		0- 0							
RPI S	Opponent	Score		RPI S	Opponent	Score		RPI S	Opponent	Score		RPI S	Opponent	Score					
21 A	San Diego	0	3	40 H	Colorado St.	3	2	51 N	Arizona St.	0	3	113 H	Wyoming	3	2				
								56 H	New Mexico	3	1	132 H	UC Davis	3	0				
								66 N	UC Santa Barbara	3	2	137 H	Utah Valley	2	3				
								69 N	Northern Ariz.	1	3	150 A	Air Force	1	3				
								75 N	Idaho St.	3	0	159 A	UTEP	3	2				
								81 A	Colorado	3	0	162 A	Boise St.	3	2				
								83 N	Yale	3	0	192 H	Sacramento St.	2	3				
								87 A	San Diego St.	2	3	219 A	Nevada	3	0				
												257 N	Cornell	3	0				
				LAST 10 GAMES															
				113 H	Wyoming	3	2	150 A	Air Force	1	3								
				40 H	Colorado St.	3	2	162 A	Boise St.	3	2								
				219 A	Nevada	3	0	66 N	UC Santa Barbara	3	2								
				87 A	San Diego St.	2	3	83 N	Yale	3	0								
				56 H	New Mexico	3	1	21 A	San Diego	0	3								

Non-Div. I Games:

Fresno St.

Average RPI Win: 180		WON-LOST RECORD		WINNING PCT. RANK		LAST 10 GAMES		STRENGTH OF SCHEDULE		OPP. STRENGTH OF SCHEDULE		TEAM RPI		ADJ RPI		CONF. RPI		ADJ CONF. RPI	
DIV. I ONLY		13- 6		.68421 66		5- 5		87		67		59		.58283 61		3		3	
DIV. I NON-CONF.		11- 2		.84615 31		3- 1		146		129		52		.58926 55		3		3	
TOTALS		RPI 1-25		RPI 26-50		W-L RECORDS		RPI 51-100		RPI 101-150		RPI 150+							
13- 6		0- 4		0- 1		OVERALL		3- 1		1- 0		9- 0							
7- 3		0- 3		0- 0		HOME		2- 0		0- 0		5- 0							
3- 2		0- 1		0- 1		AWAY		1- 0		0- 0		2- 0							
3- 1		0- 0		0- 0		NEUTRAL		0- 1		1- 0		2- 0							
11- 2		0- 1		0- 0		NON-CONFERENCE		2- 1		1- 0		8- 0							
6- 1		0- 1		0- 0		HOME		1- 0		0- 0		5- 0							
2- 0		0- 0		0- 0		AWAY		1- 0		0- 0		1- 0							
3- 1		0- 0		0- 0		NEUTRAL		0- 1		1- 0		2- 0							
2- 4		0- 3		0- 1		CONFERENCE		1- 0		0- 0		1- 0							
1- 2		0- 2		0- 0		HOME		1- 0		0- 0		0- 0							
1- 2		0- 1		0- 1		AWAY		0- 0		0- 0		1- 0							
0- 0		0- 0		0- 0		NEUTRAL		0- 0		0- 0		0- 0							
RPI S	Opponent		Score		RPI S	Opponent		Score		RPI S	Opponent		Score		RPI S	Opponent		Score	
4	A	Texas	0	3	42	A	Iowa St.	0	3	51	A	Arizona	3	1	116	N	Lipscomb	3	0
9	H	Kansas St.	0	3						73	N	Northern Colo.	1	3	155	H	Army	3	1
14	H	Southern California	0	3						88	H	A&M-Corpus Christi	3	0	166	H	SMU	3	0
19	H	Oklahoma	0	3						91	H	Texas Tech	3	0	178	A	West Virginia	3	2
															210	H	Texas-Arlington	3	0
															217	H	Lehigh	3	0
															223	A	Belmont	3	0
															247	N	Iona	3	1
															295	N	Alabama A&M	3	0
															305	H	Prairie View	3	0
				LAST 10 GAMES															
					9	H	Kansas St.	0	3	178	A	West Virginia	3	2					
					19	H	Oklahoma	0	3	217	H	Lehigh	3	0					
					4	A	Texas	0	3	305	H	Prairie View	3	0					
					42	A	Iowa St.	0	3	14	H	Southern California	0	3					
					91	H	Texas Tech	3	0	210	H	Texas-Arlington	3	0					

Non-Div. I Games:

TCU

Average RPI Win: 166		WON-LOST RECORD	WINNING PCT. RANK	LAST 10 GAMES	STRENGTH OF SCHEDULE	OPP. STRENGTH OF SCHEDULE	TEAM RPI	ADJ RPI		CONF. RPI	ADJ CONF. RPI
Average RPI Loss: 92											
DIV. I ONLY		17- 4	.80952 29	8- 2	157	104	62	.58048	62	12	12
DIV. I NON-CONF.		10- 2	.83333 34	1- 0	189	76	68	.58223	67	13	13
<hr/>											
TOTALS		RPI 1-25	RPI 26-50		W-L RECORDS		RPI 51-100		RPI 101-150		RPI 150+
17- 4	0- 0		0- 1		OVERALL		3- 0		6- 3		8- 0
8- 2	0- 0		0- 0		HOME		0- 0		4- 2		4- 0
5- 2	0- 0		0- 1		AWAY		1- 0		1- 1		3- 0
4- 0	0- 0		0- 0		NEUTRAL		2- 0		1- 0		1- 0
<hr/>											
10- 2	0- 0		0- 1		NON-CONFERENCE		3- 0		2- 1		5- 0
4- 1	0- 0		0- 0		HOME		0- 0		1- 1		3- 0
2- 1	0- 0		0- 1		AWAY		1- 0		0- 0		1- 0
4- 0	0- 0		0- 0		NEUTRAL		2- 0		1- 0		1- 0
<hr/>											
7- 2	0- 0		0- 0		CONFERENCE		0- 0		4- 2		3- 0
4- 1	0- 0		0- 0		HOME		0- 0		3- 1		1- 0
3- 1	0- 0		0- 0		AWAY		0- 0		1- 1		2- 0
0- 0	0- 0		0- 0		NEUTRAL		0- 0		0- 0		0- 0
<hr/>											
RPI S	Opponent	Score	RPI S	Opponent	Score	RPI S	Opponent	Score	RPI S	Opponent	Score
			45 A	Michigan St.	2 3	54 N	Georgia	3 1	106 A	Oakland	2 3
						89 A	Central Mich.	3 1	106 H	Oakland	1 3
						92 N	Eastern Mich.	3 0	110 H	Cleveland St.	0 3
									121 H	Ball St.	3 1
									128 N	Albany (NY)	3 0
									133 A	UMKC	3 0
									136 H	IUPUI	3 1
									145 H	South Dakota St.	3 0
									147 H	North Dakota St.	3 2
									174 A	Ill.-Chicago	3 0
									190 A	South Dakota	3 1
									199 H	Western Ill.	3 1
									203 H	Kent St.	3 0
									210 N	Texas-Arlington	3 0
									224 A	Neb. Omaha	3 2
									282 H	Murray St.	3 0
									294 H	Wright St.	3 0
<hr/>											
LAST 10 GAMES											
			106 H	Oakland	1 3	133 A	UMKC	3 0			
			199 H	Western Ill.	3 1	190 A	South Dakota	3 1			
			224 A	Neb. Omaha	3 2	136 H	IUPUI	3 1			
			147 H	North Dakota St.	3 2	89 A	Central Mich.	3 1			
			145 H	South Dakota St.	3 0	106 A	Oakland	2 3			

Non-Div. I Games:

IPFW

[illegible]

Non-Div. I Games:

Long Beach St.

Average RPI Win:	164	WON-LOST RECORD	WINNING PCT. RANK	LAST 10 GAMES	STRENGTH OF SCHEDULE	OPP. STRENGTH OF SCHEDULE	TEAM RPI	ADJ RPI	CONF. RPI	ADJ CONF. RPI
DIV. I ONLY		13- 8	.61905 107	9- 1	64	89	65	.57691 65	14	13
DIV. I NON-CONF.		4- 7	.36364 234	0- 0	15	31	94	.55462 91	12	12
<hr/>										
TOTALS	RPI 1-25	RPI 26-50		W-L RECORDS	RPI 51-100		RPI 101-150		RPI 150+	
13- 8	0- 3	0- 1		OVERALL	3- 3		3- 1		7- 0	
4- 2	0- 1	0- 0		HOME	2- 1		1- 0		1- 0	
5- 4	0- 2	0- 0		AWAY	0- 2		1- 0		4- 0	
4- 2	0- 0	0- 1		NEUTRAL	1- 0		1- 1		2- 0	
<hr/>										
4- 7	0- 3	0- 1		NON-CONFERENCE	1- 2		1- 1		2- 0	
0- 2	0- 1	0- 0		HOME	0- 1		0- 0		0- 0	
0- 3	0- 2	0- 0		AWAY	0- 1		0- 0		0- 0	
4- 2	0- 0	0- 1		NEUTRAL	1- 0		1- 1		2- 0	
<hr/>										
9- 1	0- 0	0- 0		CONFERENCE	2- 1		2- 0		5- 0	
4- 0	0- 0	0- 0		HOME	2- 0		1- 0		1- 0	
5- 1	0- 0	0- 0		AWAY	0- 1		1- 0		4- 0	
0- 0	0- 0	0- 0		NEUTRAL	0- 0		0- 0		0- 0	
<hr/>										
RPI S	Opponent	Score		RPI S	Opponent	Score		RPI S	Opponent	Score
5 H	Oregon	0	3	50 N	Bowling Green	1	3	53 A	Pacific	0 3
8 A	Washington	0	3					66 H	UC Santa Barbara	1 3
11 A	BYU	0	3					68 N	Utah	3 1
								69 H	Northern Ariz.	3 0
								73 H	Northern Colo.	3 0
								75 A	Idaho St.	0 3

Non-Div. I Games:

Portland St.

Average RPI Win:	113	WON-LOST RECORD	WINNING PCT. RANK	LAST 10 GAMES	STRENGTH OF SCHEDULE	OPP. STRENGTH OF SCHEDULE	TEAM RPI	ADJ RPI	CONF. RPI	ADJ CONF. RPI	
DIV. I ONLY	11- 11	.5	164	4- 6	25	43	66	.57657	66	9	8
DIV. I NON-CONF.	7- 8	.46667	178	0- 3	9	34	63	.58469	62	7	7
<hr/>											
TOTALS	RPI 1-25	RPI 26-50		W-L RECORDS	RPI 51-100		RPI 101-150		RPI 150+		
11- 11	0- 4	0- 1		OVERALL	7- 3		2- 3		2- 0		
3- 3	0- 2	0- 1		HOME	2- 0		1- 0		0- 0		
5- 5	0- 2	0- 0		AWAY	3- 2		1- 1		1- 0		
3- 3	0- 0	0- 0		NEUTRAL	2- 1		0- 2		1- 0		
<hr/>											
7- 8	0- 3	0- 1		NON-CONFERENCE	5- 2		1- 2		1- 0		
2- 2	0- 1	0- 1		HOME	1- 0		1- 0		0- 0		
2- 3	0- 2	0- 0		AWAY	2- 1		0- 0		0- 0		
3- 3	0- 0	0- 0		NEUTRAL	2- 1		0- 2		1- 0		
<hr/>											
4- 3	0- 1	0- 0		CONFERENCE	2- 1		1- 1		1- 0		
1- 1	0- 1	0- 0		HOME	1- 0		0- 0		0- 0		
3- 2	0- 0	0- 0		AWAY	1- 1		1- 1		1- 0		
0- 0	0- 0	0- 0		NEUTRAL	0- 0		0- 0		0- 0		
<hr/>											
RPI S	Opponent	Score		RPI S	Opponent	Score		RPI S	Opponent	Score	
5 A	Oregon	1	3	30 H	Pepperdine	1	3	53 A	Pacific	3	2
6 H	UCLA	1	3					56 A	New Mexico	2	3
21 A	San Diego	1	3					59 A	Loyola Marymount	3	0
22 H	Hawaii	0	3					60 N	Fresno St.	2	3
								64 A	Long Beach St.	0	3
								65 A	Portland St.	3	1
								80 H	Cal St. Northridge	3	0
								83 N	Yale	3	1
								86 H	Northeastern	3	0
								94 N	Ga. Southern	3	2
<hr/>											
LAST 10 GAMES											
				53 A	Pacific	3	2	202 A	Cal Poly	3	0
				132 A	UC Davis	3	1	64 A	Long Beach St.	0	3
				22 H	Hawaii	0	3	131 A	UC Irvine	1	3
				80 H	Cal St. Northridge	3	0	60 N	Fresno St.	2	3
				30 H	Pepperdine	1	3	21 A	San Diego	1	3

Non-Div. I Games:

UC Santa Barbara

Average RPI Win:		115	WON-LOST		WINNING		LAST 10		STRENGTH OF		OPP. STRENGTH		TEAM		ADJ		CONF.		ADJ CONF.	
Average RPI Loss:		36	RECORD		PCT. RANK		GAMES		SCHEDULE		OF SCHEDULE		RPI		RPI		RPI		RPI	
DIV. I ONLY			8- 11		.42105		210		4- 6		22		15		74		.57656		67	
DIV. I NON-CONF.			4- 5		.44444		194		0- 0		16		7		67		.58506		61	
TOTALS		RPI 1-25		RPI 26-50		W-L RECORDS		RPI 51-100		RPI 101-150		RPI 150+								
8- 11		1- 6		0- 2		OVERALL		2- 2		2- 1		3- 0								
3- 3		1- 1		0- 1		HOME		1- 1		1- 0		0- 0								
2- 5		0- 2		0- 1		AWAY		0- 1		1- 1		1- 0								
3- 3		0- 3		0- 0		NEUTRAL		1- 0		0- 0		2- 0								
4- 5		0- 5		0- 0		NON-CONFERENCE		1- 0		1- 0		2- 0								
0- 0		0- 0		0- 0		HOME		0- 0		0- 0		0- 0								
1- 2		0- 2		0- 0		AWAY		0- 0		1- 0		0- 0								
3- 3		0- 3		0- 0		NEUTRAL		1- 0		0- 0		2- 0								
4- 6		1- 1		0- 2		CONFERENCE		1- 2		1- 1		1- 0								
3- 3		1- 1		0- 1		HOME		1- 1		1- 0		0- 0								
1- 3		0- 0		0- 1		AWAY		0- 1		0- 1		1- 0								
0- 0		0- 0		0- 0		NEUTRAL		0- 0		0- 0		0- 0								
RPI	S	Opponent		Score		RPI	S	Opponent		Score		RPI	S	Opponent		Score				
4	A	Texas		0	3	26	A	Arkansas		1	3	54	H	Georgia		2	3			
8	N	Washington		0	3	48	H	Missouri		1	3	74	A	South Carolina		2	3			
16	N	Purdue		0	3							74	H	South Carolina		3	0			
17	H	Kentucky		3	2							79	N	Western Mich.		3	1			
18	H	Tennessee		2	3															
21	N	San Diego		0	3															
23	A	North Carolina		0	3															
						LAST 10 GAMES														
						108	H	Alabama		3	1	171	A	Mississippi St.		3	2			
						18	H	Tennessee		2	3	48	H	Missouri		1	3			
						74	H	South Carolina		3	0	17	H	Kentucky		3	2			
						54	H	Georgia		2	3	74	A	South Carolina		2	3			
						26	A	Arkansas		1	3	108	A	Alabama		0	3			

Non-Div. I Games:

LSU

Average RPI Win: 145		WON-LOST	WINNING	LAST 10	STRENGTH OF		OPP. STRENGTH	TEAM	ADJ		CONF.	ADJ CONF.
Average RPI Loss: 32		RECORD	PCT. RANK	GAMES	SCHEDULE		OF SCHEDULE	RPI	RPI		RPI	RPI
DIV. I ONLY		11- 10	.52381	153	41		28	68	.57622		68	1
DIV. I NON-CONF.		9- 4	.69231	81	108		54	75	.57642		73	1
TOTALS		RPI 1-25	RPI 26-50		W-L RECORDS		RPI 51-100		RPI 101-150		RPI 150+	
11- 10		0- 5	1- 2		OVERALL		1- 3		5- 0		4- 0	
5- 3		0- 2	0- 0		HOME		1- 1		2- 0		2- 0	
2- 4		0- 2	0- 1		AWAY		0- 1		2- 0		0- 0	
4- 3		0- 1	1- 1		NEUTRAL		0- 1		1- 0		2- 0	
9- 4		0- 2	1- 1		NON-CONFERENCE		0- 1		4- 0		4- 0	
3- 0		0- 0	0- 0		HOME		0- 0		1- 0		2- 0	
2- 1		0- 1	0- 0		AWAY		0- 0		2- 0		0- 0	
4- 3		0- 1	1- 1		NEUTRAL		0- 1		1- 0		2- 0	
2- 6		0- 3	0- 1		CONFERENCE		1- 2		1- 0		0- 0	
2- 3		0- 2	0- 0		HOME		1- 1		1- 0		0- 0	
0- 3		0- 1	0- 1		AWAY		0- 1		0- 0		0- 0	
0- 0		0- 0	0- 0		NEUTRAL		0- 0		0- 0		0- 0	
RPI S	Opponent	Score	RPI S	Opponent	Score	RPI S	Opponent	Score	RPI S	Opponent	Score	
1 H	Stanford	1 3	27 A	Oregon St.	1 3	51 H	Arizona St.	3 0	109 A	Utah St.	3 2	
5 A	Oregon	0 3	47 N	Santa Clara	2 3	51 H	Arizona	2 3	122 H	Washington St.	3 1	
8 H	Washington	1 3	50 N	Bowling Green	3 2	65 N	Portland St.	1 3	126 N	Portland	3 0	
11 A	BYU	0 3				81 A	Colorado	0 3	132 A	UC Davis	3 0	
23 N	North Carolina	0 3							137 H	Utah Valley	3 0	
									202 H	Cal Poly	3 0	
									207 N	Southern Utah	3 0	
									219 H	Nevada	3 0	
									243 N	Weber St.	3 0	
			LAST 10 GAMES									
			51 H	Arizona St.	3 0	5 A	Oregon	0 3				
			51 H	Arizona	2 3	1 H	Stanford	1 3				
			122 H	Washington St.	3 1	81 A	Colorado	0 3				
			8 H	Washington	1 3	202 H	Cal Poly	3 0				
			27 A	Oregon St.	1 3	219 H	Nevada	3 0				

Non-Div. I Games:

Utah

Average RPI Win: 181		WON-LOST	WINNING	LAST 10	STRENGTH OF		OPP. STRENGTH	TEAM	ADJ		CONF.	ADJ CONF.
Average RPI Loss: 60		RECORD	PCT. RANK	GAMES	SCHEDULE		OF SCHEDULE	RPI	RPI		RPI	RPI
DIV. I ONLY		16- 3	.84211	23	8- 2		194	123	64		.5761	69
DIV. I NON-CONF.		8- 1	.88889	22	0- 0		187	96	50		.59212	52
TOTALS		RPI 1-25	RPI 26-50		W-L RECORDS		RPI 51-100		RPI 101-150		RPI 150+	
16- 3		0- 0	0- 1		OVERALL		4- 2		2- 0		10- 0	
3- 0		0- 0	0- 0		HOME		0- 0		1- 0		2- 0	
7- 3		0- 0	0- 1		AWAY		3- 2		1- 0		3- 0	
6- 0		0- 0	0- 0		NEUTRAL		1- 0		0- 0		5- 0	
8- 1		0- 0	0- 1		NON-CONFERENCE		3- 0		0- 0		5- 0	
0- 0		0- 0	0- 0		HOME		0- 0		0- 0		0- 0	
2- 1		0- 0	0- 1		AWAY		2- 0		0- 0		0- 0	
6- 0		0- 0	0- 0		NEUTRAL		1- 0		0- 0		5- 0	
8- 2		0- 0	0- 0		CONFERENCE		1- 2		2- 0		5- 0	
3- 0		0- 0	0- 0		HOME		0- 0		1- 0		2- 0	
5- 2		0- 0	0- 0		AWAY		1- 2		1- 0		3- 0	
0- 0		0- 0	0- 0		NEUTRAL		0- 0		0- 0		0- 0	
RPI S	Opponent	Score	RPI S	Opponent	Score	RPI S	Opponent	Score	RPI S	Opponent	Score	
			41 A	California	1 3	60 N	Fresno St.	3 1	129 H	Montana St.	3 0	
						65 A	Portland St.	0 3	139 A	North Dakota	3 0	
						73 A	Northern Colo.	3 1	176 N	CSU Bakersfield	3 1	
						75 A	Idaho St.	1 3	192 H	Sacramento St.	3 1	
						81 A	Colorado	3 1	194 N	Penn	3 1	
						84 A	UNLV	3 1	207 A	Southern Utah	3 1	
									215 H	Montana	3 0	
									243 A	Weber St.	3 0	
									244 N	UC Riverside	3 0	
									257 N	Cornell	3 0	
									296 N	Citadel	3 0	
									301 A	Eastern Wash.	3 1	
LAST 10 GAMES												
			139 A	North Dakota	3 0	65 A	Portland St.	0 3				
			73 A	Northern Colo.	3 1	207 A	Southern Utah	3 1				
			215 H	Montana	3 0	192 H	Sacramento St.	3 1				
			129 H	Montana St.	3 0	243 A	Weber St.	3 0				
			301 A	Eastern Wash.	3 1	75 A	Idaho St.	1 3				

Non-Div. I Games:

Northern Ariz.

Average RPI Win: 217		WON-LOST	WINNING	LAST 10	STRENGTH OF		OPP. STRENGTH	TEAM	ADJ	CONF.	ADJ CONF.		
Average RPI Loss: 89		RECORD	PCT. RANK	GAMES	SCHEDULE		OF SCHEDULE	RPI	RPI	RPI	RPI		
DIV. I ONLY		20- 2	.90909	5	9- 1		221	234	67	.5735	71	16	16
DIV. I NON-CONF.		12- 1	.92308	11	1- 1		272	272	86	.55517	88	18	18
TOTALS		RPI 1-25	RPI 26-50		W-L RECORDS		RPI 51-100		RPI 101-150		RPI 150+		
20- 2	0- 0	0- 0		OVERALL		1- 2		2- 0		17- 0			
10- 0	0- 0	0- 0		HOME		1- 0		0- 0		9- 0			
5- 2	0- 0	0- 0		AWAY		0- 2		2- 0		3- 0			
5- 0	0- 0	0- 0		NEUTRAL		0- 0		0- 0		5- 0			
12- 1	0- 0	0- 0		NON-CONFERENCE		1- 1		0- 0		11- 0			
5- 0	0- 0	0- 0		HOME		1- 0		0- 0		4- 0			
2- 1	0- 0	0- 0		AWAY		0- 1		0- 0		2- 0			
5- 0	0- 0	0- 0		NEUTRAL		0- 0		0- 0		5- 0			
8- 1	0- 0	0- 0		CONFERENCE		0- 1		2- 0		6- 0			
5- 0	0- 0	0- 0		HOME		0- 0		0- 0		5- 0			
3- 1	0- 0	0- 0		AWAY		0- 1		2- 0		1- 0			
0- 0	0- 0	0- 0		NEUTRAL		0- 0		0- 0		0- 0			
RPI S	Opponent	Score	RPI S	Opponent	Score	RPI S	Opponent	Score	RPI S	Opponent	Score		
						88 A	A&M-Corpus Christi	2 3	117 A	Sam Houston St.	3 0		
						90 A	Missouri St.	1 3	125 A	Northwestern St.	3 2		
						91 H	Texas Tech	3 1	152 A	Stephen F. Austin	3 2		
									163 H	Oral Roberts	3 2		
									169 N	South Ala.	3 1		
									182 N	Wofford	3 0		
									189 H	Nicholls St.	3 0		
									190 H	South Dakota	3 1		
									191 H	Jacksonville St.	3 0		
									228 H	Lamar	3 0		
									249 N	Hampton	3 0		
									264 H	McNeese St.	3 1		
									268 A	Southern Miss.	3 0		
									272 N	Fla. Atlantic	3 0		
									276 H	Southeastern La.	3 2		
									285 H	Jackson St.	3 0		
									309 N	Louisiana Tech	3 0		
									314 H	Ark.-Pine Bluff	3 0		
									315 A	Stetson	3 0		
LAST 10 GAMES													
						163 H	Oral Roberts	3 2	152 A	Stephen F. Austin	3 2		
						90 A	Missouri St.	1 3	125 A	Northwestern St.	3 2		
						228 H	Lamar	3 0	276 H	Southeastern La.	3 2		
						264 H	McNeese St.	3 1	189 H	Nicholls St.	3 0		
						91 H	Texas Tech	3 1	117 A	Sam Houston St.	3 0		

Non-Div. I Games:

Central Ark.

Average RPI Win: 177		WON-LOST RECORD	WINNING PCT. RANK		LAST 10 GAMES		STRENGTH OF SCHEDULE		OPP. STRENGTH OF SCHEDULE		TEAM RPI		ADJ RPI		CONF. RPI		ADJ CONF. RPI		
Average RPI Loss: 61																			
DIV. I ONLY		14- 6	.7	58	6- 4		105		105		71		.57328		72	6	6		
DIV. I NON-CONF.		9- 2	.81818	39	1- 0		133		244		76		.57309		77	6	6		
TOTALS		RPI 1-25		RPI 26-50		W-L RECORDS		RPI 51-100		RPI 101-150		RPI 150+							
14- 6	0- 1			1- 1	OVERALL		1- 4		4- 0		8- 0								
9- 1	0- 0			0- 0	HOME		1- 1		3- 0		5- 0								
2- 5	0- 1			1- 1	AWAY		0- 3		1- 0		0- 0								
3- 0	0- 0			0- 0	NEUTRAL		0- 0		0- 0		3- 0								
9- 2	0- 0			0- 0	NON-CONFERENCE		0- 2		2- 0		7- 0								
6- 0	0- 0			0- 0	HOME		0- 0		2- 0		4- 0								
0- 2	0- 0			0- 0	AWAY		0- 2		0- 0		0- 0								
3- 0	0- 0			0- 0	NEUTRAL		0- 0		0- 0		3- 0								
5- 4	0- 1			1- 1	CONFERENCE		1- 2		2- 0		1- 0								
3- 1	0- 0			0- 0	HOME		1- 1		1- 0		1- 0								
2- 3	0- 1			1- 1	AWAY		0- 1		1- 0		0- 0								
0- 0	0- 0			0- 0	NEUTRAL		0- 0		0- 0		0- 0								
RPI S	Opponent	Score		RPI S	Opponent	Score		RPI S	Opponent	Score		RPI S	Opponent	Score					
23 A	North Carolina	1 3		31 A	North Carolina St.	1 3		55 H	Virginia Tech	3 0		107 H	Boston College	3 0					
				44 A	Duke	3 2		58 A	Georgia Tech	0 3		111 H	Xavier	3 0					
								74 A	South Carolina	0 3		143 A	Wake Forest	3 0					
								82 A	Furman	1 3		144 H	East Tenn. St.	3 0					
								99 H	Maryland	0 3		157 H	Virginia	3 0					
												181 N	UAB	3 0					
												231 H	Charlotte	3 1					
												234 H	Coastal Caro.	3 0					
												239 N	Georgia St.	3 0					
												262 N	Winthrop	3 0					
												277 H	Chattanooga	3 0					
												297 H	South Carolina St.	3 0					
LAST 10 GAMES																			
143 A	Wake Forest	3 0		23 A	North Carolina	1 3													
44 A	Duke	3 2		107 H	Boston College	3 0													
55 H	Virginia Tech	3 0		99 H	Maryland	0 3													
157 H	Virginia	3 0		58 A	Georgia Tech	0 3													
31 A	North Carolina St.	1 3		239 N	Georgia St.	3 0													

Non-Div. I Games:

Clemson

Average RPI Win: 174		WON-LOST	WINNING	LAST 10	STRENGTH OF	OPP. STRENGTH	TEAM	ADJ	CONF.	ADJ CONF.							
Average RPI Loss: 60		RECORD	PCT. RANK	GAMES	SCHEDULE	OF SCHEDULE	RPI	RPI	RPI	RPI							
DIV. I ONLY		14- 5	.73684	44	7- 3	138	98	75	.57289	73	14	13					
DIV. I NON-CONF.		7- 2	.77778	55	0- 0	102	46	45	.60463	45	12	12					
<hr/>																	
TOTALS		RPI 1-25		RPI 26-50		W-L RECORDS		RPI 51-100		RPI 101-150		RPI 150+					
14- 5		1- 0		0- 1		OVERALL		1- 4		5- 0		7- 0					
8- 3		1- 0		0- 1		HOME		0- 2		4- 0		3- 0					
4- 2		0- 0		0- 0		AWAY		0- 2		1- 0		3- 0					
2- 0		0- 0		0- 0		NEUTRAL		1- 0		0- 0		1- 0					
<hr/>																	
7- 2		1- 0		0- 1		NON-CONFERENCE		1- 1		3- 0		2- 0					
4- 2		1- 0		0- 1		HOME		0- 1		3- 0		0- 0					
1- 0		0- 0		0- 0		AWAY		0- 0		0- 0		1- 0					
2- 0		0- 0		0- 0		NEUTRAL		1- 0		0- 0		1- 0					
<hr/>																	
7- 3		0- 0		0- 0		CONFERENCE		0- 3		2- 0		5- 0					
4- 1		0- 0		0- 0		HOME		0- 1		1- 0		3- 0					
3- 2		0- 0		0- 0		AWAY		0- 2		1- 0		2- 0					
0- 0		0- 0		0- 0		NEUTRAL		0- 0		0- 0		0- 0					
<hr/>																	
RPI	S	Opponent		Score		RPI	S	Opponent		Score		RPI	S	Opponent		Score	
19	H	Oklahoma		3	2	29	H	Creighton		0	3	61	N	TCU		3	1
												63	H	Tulsa		2	3
												65	A	Portland St.		0	3
												69	H	Northern Ariz.		1	3
												75	A	Idaho St.		2	3
												121	H	Ball St.		3	1
												129	H	Montana St.		3	1
												139	A	North Dakota		3	2
												147	H	North Dakota St.		3	0
												150	H	Air Force		3	1
												192	H	Sacramento St.		3	0
												207	H	Southern Utah		3	0
												215	H	Montana		3	1
												223	A	Belmont		3	0
												243	A	Weber St.		3	0
												295	N	Alabama A&M		3	0
												301	A	Eastern Wash.		3	0

Non-Div. I Games:

Northern Colo.

Average RPI Win:		182	WON-LOST RECORD		WINNING PCT. RANK		LAST 10 GAMES		STRENGTH OF SCHEDULE		OPP. STRENGTH OF SCHEDULE		TEAM RPI		ADJ RPI		CONF. RPI		ADJ CONF. RPI								
Average RPI Loss:		54																									
DIV. I ONLY			13- 7		.65		87		3- 7		82		94		72		.57034		74		4		4				
DIV. I NON-CONF.			11- 0		1		1		1- 0		143		241		38		.61597		41		4		4				
TOTALS		RPI 1-25		RPI 26-50		W-L RECORDS		RPI 51-100		RPI 101-150		RPI 150+															
13- 7		0- 2		0- 2		OVERALL		3- 2		1- 1		9- 0															
9- 3		0- 1		0- 0		HOME		3- 1		1- 1		5- 0															
1- 4		0- 1		0- 2		AWAY		0- 1		0- 0		1- 0															
3- 0		0- 0		0- 0		NEUTRAL		0- 0		0- 0		3- 0															
11- 0		0- 0		0- 0		NON-CONFERENCE		1- 0		1- 0		9- 0															
7- 0		0- 0		0- 0		HOME		1- 0		1- 0		5- 0															
1- 0		0- 0		0- 0		AWAY		0- 0		0- 0		1- 0															
3- 0		0- 0		0- 0		NEUTRAL		0- 0		0- 0		3- 0															
2- 7		0- 2		0- 2		CONFERENCE		2- 2		0- 1		0- 0															
2- 3		0- 1		0- 0		HOME		2- 1		0- 1		0- 0															
0- 4		0- 1		0- 2		AWAY		0- 1		0- 0		0- 0															
0- 0		0- 0		0- 0		NEUTRAL		0- 0		0- 0		0- 0															
RPI	S	Opponent		Score		RPI	S	Opponent		Score		RPI	S	Opponent		Score											
12	H	Florida		1 3		28	A	Texas A&M		0 3		54	H	Georgia		3 0		108	H	Alabama		1 3					
18	A	Tennessee		1 3		49	A	Auburn		1 3		67	A	LSU		0 3		144	H	East Tenn. St.		3 2					
												67	H	LSU		3 2		168	H	Temple		3 0					
												72	H	Clemson		3 0		178	N	West Virginia		3 0					
												97	H	Ole Miss		0 3		181	H	UAB		3 1					
																		187	H	Akron		3 0					
																		236	N	Niagara		3 1					
																		262	H	Winthrop		3 0					
																		263	A	George Mason		3 0					
																		275	N	Navy		3 0					
																		279	H	UNC Asheville		3 0					
						LAST 10 GAMES																					
						108 H Alabama						1 3		18 A Tennessee						1 3							
						67 A LSU						0 3		49 A Auburn						1 3							
						28 A Texas A&M						0 3		67 H LSU						3 2							
						97 H Ole Miss						0 3		54 H Georgia						3 0							
						12 H Florida						1 3		181 H UAB						3 1							

Non-Div. I Games:

South Carolina

Average RPI Win:	181	WON-LOST	WINNING	LAST 10	STRENGTH OF	OPP. STRENGTH	TEAM	ADJ	CONF.	ADJ CONF.	
Average RPI Loss:	92	RECORD	PCT. RANK	GAMES	SCHEDULE	OF SCHEDULE	RPI	RPI	RPI	RPI	
DIV. I ONLY	15- 4	.78947	33	9- 1	166	157	77	.56907	75	14	13
DIV. I NON-CONF.	6- 3	.66667	87	0- 0	157	142	110	.54125	108	12	12
<hr/>											
TOTALS	RPI 1-25	RPI 26-50		W-L RECORDS		RPI 51-100		RPI 101-150		RPI 150+	
15- 4	0- 0	0- 0		OVERALL		4- 2		2- 2		9- 0	
7- 0	0- 0	0- 0		HOME		3- 0		1- 0		3- 0	
4- 2	0- 0	0- 0		AWAY		0- 0		1- 2		3- 0	
4- 2	0- 0	0- 0		NEUTRAL		1- 2		0- 0		3- 0	
6- 3	0- 0	0- 0		NON-CONFERENCE		1- 2		1- 1		4- 0	
0- 0	0- 0	0- 0		HOME		0- 0		0- 0		0- 0	
2- 1	0- 0	0- 0		AWAY		0- 0		1- 1		1- 0	
4- 2	0- 0	0- 0		NEUTRAL		1- 2		0- 0		3- 0	
9- 1	0- 0	0- 0		CONFERENCE		3- 0		1- 1		5- 0	
7- 0	0- 0	0- 0		HOME		3- 0		1- 0		3- 0	
2- 1	0- 0	0- 0		AWAY		0- 0		0- 1		2- 0	
0- 0	0- 0	0- 0		NEUTRAL		0- 0		0- 0		0- 0	
RPI	S	Opponent	Score	RPI	S	Opponent	Score	RPI	S	Opponent	Score
						51 N Arizona St.	2 3	115 A St. John's (NY)		3 1	
						60 N Fresno St.	0 3	126 A Portland		2 3	
						65 H Portland St.	3 0	129 A Montana St.		2 3	
						69 H Northern Ariz.	3 1	139 H North Dakota		3 1	
						73 H Northern Colo.	3 2	159 A UTEP		3 0	
						84 N UNLV	3 1	192 A Sacramento St.		3 2	
								207 H Southern Utah		3 0	
								215 A Montana		3 2	
								232 N Tennessee St.		3 0	
								243 H Weber St.		3 0	
								301 H Eastern Wash.		3 0	
								306 N Fairleigh Dickinson		3 0	
								320 N St. Francis (NY)		3 0	
<hr/>											
				LAST 10 GAMES							
						301 H Eastern Wash.	3 0	129 A Montana St.		2 3	
						65 H Portland St.	3 0	139 H North Dakota		3 1	
						192 A Sacramento St.	3 2	73 H Northern Colo.		3 2	
						243 H Weber St.	3 0	207 H Southern Utah		3 0	
						215 A Montana	3 2	69 H Northern Ariz.		3 1	

Non-Div. I Games:

Idaho St.

Average RPI Win:	189	WON-LOST RECORD	WINNING PCT. RANK	LAST 10 GAMES	STRENGTH OF SCHEDULE	OPP. STRENGTH OF SCHEDULE	TEAM RPI	ADJ RPI	CONF. RPI	ADJ CONF. RPI		
DIV. I ONLY		16- 4	.8	31	7- 3	181	128	76	.56839	76	10	10
DIV. I NON-CONF.		10- 1	.90909	17	1- 0	204	186	61	.58289	65	10	9
<hr/>												
TOTALS	RPI 1-25	RPI 26-50		W-L RECORDS		RPI 51-100		RPI 101-150		RPI 150+		
16- 4	0- 0	1- 2		OVERALL		1- 2		2- 0		12- 0		
9- 0	0- 0	1- 0		HOME		1- 0		1- 0		6- 0		
4- 3	0- 0	0- 2		AWAY		0- 1		0- 0		4- 0		
3- 1	0- 0	0- 0		NEUTRAL		0- 1		1- 0		2- 0		
<hr/>												
10- 1	0- 0	0- 0		NON-CONFERENCE		0- 1		2- 0		8- 0		
4- 0	0- 0	0- 0		HOME		0- 0		1- 0		3- 0		
3- 0	0- 0	0- 0		AWAY		0- 0		0- 0		3- 0		
3- 1	0- 0	0- 0		NEUTRAL		0- 1		1- 0		2- 0		
<hr/>												
6- 3	0- 0	1- 2		CONFERENCE		1- 1		0- 0		4- 0		
5- 0	0- 0	1- 0		HOME		1- 0		0- 0		3- 0		
1- 3	0- 0	0- 2		AWAY		0- 1		0- 0		1- 0		
0- 0	0- 0	0- 0		NEUTRAL		0- 0		0- 0		0- 0		
<hr/>												
RPI S	Opponent	Score	RPI S	Opponent	Score	RPI S	Opponent	Score	RPI S	Opponent	Score	
			29 H Creighton	3	1	90 A Missouri St.	1	3	135 N Valparaiso	3	0	
			36 A Wichita St.	0	3	92 N Eastern Mich.	1	3	140 H Southeast Mo. St.	3	2	
			43 A UNI	0	3	95 H Illinois St.	3	0	153 A Saint Louis	3	1	
									169 N South Ala.	3	1	
									173 H UALR	3	0	
									189 H Nicholls St.	3	0	
									195 N Austin Peay	3	0	
									213 H Evansville	3	0	
									221 A Bradley	3	2	
									230 H Drake	3	1	
									252 A Memphis	3	0	
									258 H UT Martin	3	0	
									282 A Murray St.	3	2	
									289 H Indiana St.	3	0	
<hr/>												
LAST 10 GAMES												
			43 A UNI	0	3	29 H Creighton	3	1				
			221 A Bradley	3	2	36 A Wichita St.	0	3				
			213 H Evansville	3	0	90 A Missouri St.	1	3				
			282 A Murray St.	3	2	95 H Illinois St.	3	0				
			230 H Drake	3	1	289 H Indiana St.	3	0				

Non-Div. I Games:

Southern Ill.

Average RPI Win: 186		WON-LOST	WINNING	LAST 10	STRENGTH OF		OPP. STRENGTH	TEAM	ADJ	CONF.	ADJ CONF.	
Average RPI Loss: 153		RECORD	PCT. RANK	GAMES	SCHEDULE		OF SCHEDULE	RPI	RPI	RPI	RPI	
DIV. I ONLY		19- 3	.86364	14	229		137	73	.56658	77	13	14
DIV. I NON-CONF.		14- 1	.93333	9	238		124	57	.58681	60	15	15
TOTALS		RPI 1-25	RPI 26-50		W-L RECORDS		RPI 51-100		RPI 101-150		RPI 150+	
19- 3	0- 0	1- 0		OVERALL		1- 1		2- 1		15- 1		
7- 0	0- 0	0- 0		HOME		0- 0		0- 0		7- 0		
7- 2	0- 0	1- 0		AWAY		0- 1		1- 0		5- 1		
5- 1	0- 0	0- 0		NEUTRAL		1- 0		1- 1		3- 0		
14- 1	0- 0	1- 0		NON-CONFERENCE		1- 0		2- 1		10- 0		
5- 0	0- 0	0- 0		HOME		0- 0		0- 0		5- 0		
4- 0	0- 0	1- 0		AWAY		0- 0		1- 0		2- 0		
5- 1	0- 0	0- 0		NEUTRAL		1- 0		1- 1		3- 0		
5- 2	0- 0	0- 0		CONFERENCE		0- 1		0- 0		5- 1		
2- 0	0- 0	0- 0		HOME		0- 0		0- 0		2- 0		
3- 2	0- 0	0- 0		AWAY		0- 1		0- 0		3- 1		
0- 0	0- 0	0- 0		NEUTRAL		0- 0		0- 0		0- 0		
RPI S	Opponent	Score	RPI S	Opponent	Score	RPI S	Opponent	Score	RPI S	Opponent	Score	
			31 A	North Carolina St.	3 2	93 A	Duquesne	1 3	105 N	South Fla.	0 3	
						95 N	Illinois St.	3 1	121 A	Ball St.	3 1	
									128 N	Albany (NY)	3 0	
									153 H	Saint Louis	3 1	
									154 A	George Washington	3 0	
									155 A	Army	3 1	
									157 H	Virginia	3 2	
									164 H	Middle Tenn.	3 2	
									165 H	Liberty	3 0	
									167 H	Butler	3 0	
									203 N	Kent St.	3 1	
									225 H	Georgetown	3 1	
									231 A	Charlotte	3 0	
									242 A	Rhode Island	3 0	
									260 A	Fordham	1 3	
									271 H	Appalachian St.	3 2	
									283 N	Sacred Heart	3 0	
									288 N	Gardner-Webb	3 1	
									299 A	Norfolk St.	3 0	
			LAST 10 GAMES									
			167 H	Butler	3 0	260 A	Fordham	1 3				
			153 H	Saint Louis	3 1	242 A	Rhode Island	3 0				
			299 A	Norfolk St.	3 0	154 A	George Washington	3 0				
			231 A	Charlotte	3 0	93 A	Duquesne	1 3				
			165 H	Liberty	3 0	283 N	Sacred Heart	3 0				

Non-Div. I Games:

VCU

Average RPI Win:	195	WON-LOST	WINNING	LAST 10	STRENGTH OF	OPP. STRENGTH	TEAM	ADJ	CONF.	ADJ CONF.			
Average RPI Loss:	28	RECORD	PCT. RANK	GAMES	SCHEDULE	OF SCHEDULE	RPI	RPI	RPI	RPI			
DIV. I ONLY		12- 8	.6	116	7- 3	90	71	84	.56501	78	11	11	
DIV. I NON-CONF.		5- 7	.41667	208	0- 2	32	39	91	.55795	86	11	11	
<hr/>													
TOTALS	RPI 1-25	RPI 26-50		W-L RECORDS		RPI 51-100		RPI 101-150		RPI 150+			
12- 8	0- 3	0- 5		OVERALL		1- 0		2- 0		9- 0			
8- 2	0- 2	0- 0		HOME		1- 0		1- 0		6- 0			
4- 4	0- 1	0- 3		AWAY		0- 0		1- 0		3- 0			
0- 2	0- 0	0- 2		NEUTRAL		0- 0		0- 0		0- 0			
<hr/>													
5- 7	0- 3	0- 4		NON-CONFERENCE		0- 0		1- 0		4- 0			
4- 2	0- 2	0- 0		HOME		0- 0		1- 0		3- 0			
1- 3	0- 1	0- 2		AWAY		0- 0		0- 0		1- 0			
0- 2	0- 0	0- 2		NEUTRAL		0- 0		0- 0		0- 0			
<hr/>													
7- 1	0- 0	0- 1		CONFERENCE		1- 0		1- 0		5- 0			
4- 0	0- 0	0- 0		HOME		1- 0		0- 0		3- 0			
3- 1	0- 0	0- 1		AWAY		0- 0		1- 0		2- 0			
0- 0	0- 0	0- 0		NEUTRAL		0- 0		0- 0		0- 0			
<hr/>													
RPI S	Opponent	Score	RPI S	Opponent	Score	RPI S	Opponent	Score	RPI S	Opponent	Score		
5 H	Oregon	1 3	30 N	Pepperdine	0 3	92 H	Eastern Mich.	3 0	121 A	Ball St.	3 0		
17 H	Kentucky	1 3	31 A	North Carolina St.	0 3				129 H	Montana St.	3 0		
23 A	North Carolina	2 3	34 N	Illinois	1 3				183 A	Toledo	3 2		
			37 A	Dayton	1 3				187 H	Akron	3 0		
			50 A	Bowling Green	0 3				203 H	Kent St.	3 0		
									223 H	Belmont	3 0		
									229 A	UNC Greensboro	3 0		
									236 H	Niagara	3 0		
									238 A	Miami (OH)	3 0		
									246 H	Buffalo	3 0		
									253 H	Western Caro.	3 0		
<hr/>													
			LAST 10 GAMES										
			121 A Ball St.			3 0			203 H Kent St.				3 0
			183 A Toledo			3 2			238 A Miami (OH)				3 0
			246 H Buffalo			3 0			50 A Bowling Green				0 3
			187 H Akron			3 0			31 A North Carolina St.				0 3
			92 H Eastern Mich.			3 0			23 A North Carolina				2 3

Non-Div. I Games:

Ohio

Average RPI Win: 160		WON-LOST RECORD		WINNING PCT. RANK		LAST 10 GAMES		STRENGTH OF SCHEDULE		OPP. STRENGTH OF SCHEDULE		TEAM RPI		ADJ RPI		CONF. RPI		ADJ CONF. RPI	
Average RPI Loss: 47																			
DIV. I ONLY		13- 8		.61905 107		6- 4		96		63		78		.56432 79		11		11	
DIV. I NON-CONF.		7- 6		.53846 146		0- 2		82		32		98		.5517 97		11		11	
TOTALS		RPI 1-25		RPI 26-50		W-L RECORDS		RPI 51-100		RPI 101-150		RPI 150+							
13- 8		0- 2		0- 3		OVERALL		2- 3		3- 0		8- 0							
4- 0		0- 0		0- 0		HOME		0- 0		1- 0		3- 0							
3- 6		0- 2		0- 3		AWAY		1- 1		1- 0		1- 0							
6- 2		0- 0		0- 0		NEUTRAL		1- 2		1- 0		4- 0							
7- 6		0- 2		0- 2		NON-CONFERENCE		1- 2		1- 0		5- 0							
0- 0		0- 0		0- 0		HOME		0- 0		0- 0		0- 0							
1- 4		0- 2		0- 2		AWAY		0- 0		0- 0		1- 0							
6- 2		0- 0		0- 0		NEUTRAL		1- 2		1- 0		4- 0							
6- 2		0- 0		0- 1		CONFERENCE		1- 1		2- 0		3- 0							
4- 0		0- 0		0- 0		HOME		0- 0		1- 0		3- 0							
2- 2		0- 0		0- 1		AWAY		1- 1		1- 0		0- 0							
0- 0		0- 0		0- 0		NEUTRAL		0- 0		0- 0		0- 0							
RPI S	Opponent	Score		RPI S	Opponent	Score		RPI S	Opponent	Score		RPI S	Opponent	Score					
19 A	Oklahoma	0	3	32 A	Marquette	0	3	63 N	Tulsa	0	3	114 A	Northern Ill.	3	0				
23 A	North Carolina	1	3	35 A	Northwestern	1	3	67 N	LSU	1	3	121 H	Ball St.	3	1				
				50 A	Bowling Green	2	3	89 A	Central Mich.	1	3	140 N	Southeast Mo. St.	3	0				
								90 N	Missouri St.	3	1	153 N	Saint Louis	3	0				
								92 A	Eastern Mich.	3	2	164 N	Middle Tenn.	3	0				
												175 A	Milwaukee	3	2				
												183 H	Toledo	3	0				
												187 H	Akron	3	1				
												196 N	Delaware	3	0				
												221 N	Bradley	3	0				
												246 H	Buffalo	3	0				
				LAST 10 GAMES															
				246 H	Buffalo	3	0	121 H	Ball St.	3	1								
				187 H	Akron	3	1	183 H	Toledo	3	0								
				32 A	Marquette	0	3	89 A	Central Mich.	1	3								
				50 A	Bowling Green	2	3	92 A	Eastern Mich.	3	2								
				114 A	Northern Ill.	3	0	35 A	Northwestern	1	3								

Non-Div. I Games:

Western Mich.

Average RPI Win:		156	WON-LOST RECORD		WINNING PCT. RANK		LAST 10 GAMES		STRENGTH OF SCHEDULE		OPP. STRENGTH OF SCHEDULE		TEAM RPI	ADJ RPI		CONF. RPI	ADJ CONF. RPI		
Average RPI Loss:		69																	
DIV. I ONLY			13- 7		.65	87	6- 4		119		74		88	.56194	80	9	8		
DIV. I NON-CONF.			9- 3		.75	60	2- 0		97		92		55	.59066	53	7	7		
TOTALS		RPI 1-25		RPI 26-50		W-L RECORDS		RPI 51-100		RPI 101-150		RPI 150+							
13- 7	0- 2			0- 1	OVERALL		3- 2		3- 2		7- 0								
2- 2	0- 1			0- 0	HOME		1- 0		1- 1		0- 0								
5- 3	0- 1			0- 0	AWAY		1- 2		2- 0		2- 0								
6- 2	0- 0			0- 1	NEUTRAL		1- 0		0- 1		5- 0								
9- 3	0- 0			0- 1	NON-CONFERENCE		2- 1		2- 1		5- 0								
1- 0	0- 0			0- 0	HOME		0- 0		1- 0		0- 0								
2- 1	0- 0			0- 0	AWAY		1- 1		1- 0		0- 0								
6- 2	0- 0			0- 1	NEUTRAL		1- 0		0- 1		5- 0								
4- 4	0- 2			0- 0	CONFERENCE		1- 1		1- 1		2- 0								
1- 2	0- 1			0- 0	HOME		1- 0		0- 1		0- 0								
3- 2	0- 1			0- 0	AWAY		0- 1		1- 0		2- 0								
0- 0	0- 0			0- 0	NEUTRAL		0- 0		0- 0		0- 0								
RPI	S	Opponent		Score	RPI	S	Opponent		Score	RPI	S	Opponent		Score	RPI	S	Opponent		Score
22	A	Hawaii		1 3	46	N	Wisconsin		1 3	51	A	Arizona		3 2	103	A	Rice		3 0
22	H	Hawaii		2 3						57	A	San Francisco		0 3	127	A	Cal St. Fullerton		3 1
										64	H	Long Beach St.		3 1	131	H	UC Irvine		1 3
										66	A	UC Santa Barbara		0 3	137	N	Utah Valley		1 3
										91	N	Texas Tech		3 0	138	H	Idaho		3 1
															158	N	LIU Brooklyn		3 2
															170	N	James Madison		3 0
															177	N	Houston Baptist		3 0
															202	A	Cal Poly		3 0
															213	N	Evansville		3 0
															244	A	UC Riverside		3 2
															287	N	La Salle		3 0
LAST 10 GAMES																			
22	A	Hawaii		1 3	244	A	UC Riverside		3 2										
202	A	Cal Poly		3 0	127	A	Cal St. Fullerton		3 1										
66	A	UC Santa Barbara		0 3	22	H	Hawaii		2 3										
131	H	UC Irvine		1 3	177	N	Houston Baptist		3 0										
64	H	Long Beach St.		3 1	91	N	Texas Tech		3 0										

Non-Div. I Games:

Cal St. Northridge

Average RPI Win:	198	WON-LOST RECORD	WINNING PCT. RANK	LAST 10 GAMES	STRENGTH OF SCHEDULE	OPP. STRENGTH OF SCHEDULE	TEAM RPI	ADJ RPI	CONF. RPI	ADJ CONF. RPI	
DIV. I ONLY		13- 7	.65 87	5- 5	100	100	79	.56129 81	1	1	
DIV. I NON-CONF.		10- 2	.83333 34	2- 0	219	246	90	.55303 95	1	1	
<hr/>											
TOTALS	RPI 1-25	RPI 26-50		W-L RECORDS	RPI 51-100		RPI 101-150		RPI 150+		
13- 7	0- 2	0- 2		OVERALL	2- 3		3- 0		8- 0		
6- 5	0- 1	0- 1		HOME	2- 3		1- 0		3- 0		
3- 2	0- 1	0- 1		AWAY	0- 0		2- 0		1- 0		
4- 0	0- 0	0- 0		NEUTRAL	0- 0		0- 0		4- 0		
<hr/>											
10- 2	0- 0	0- 0		NON-CONFERENCE	0- 2		2- 0		8- 0		
3- 2	0- 0	0- 0		HOME	0- 2		0- 0		3- 0		
3- 0	0- 0	0- 0		AWAY	0- 0		2- 0		1- 0		
4- 0	0- 0	0- 0		NEUTRAL	0- 0		0- 0		4- 0		
<hr/>											
3- 5	0- 2	0- 2		CONFERENCE	2- 1		1- 0		0- 0		
3- 3	0- 1	0- 1		HOME	2- 1		1- 0		0- 0		
0- 2	0- 1	0- 1		AWAY	0- 0		0- 0		0- 0		
0- 0	0- 0	0- 0		NEUTRAL	0- 0		0- 0		0- 0		
<hr/>											
RPI S	Opponent	Score	RPI S	Opponent	Score	RPI S	Opponent	Score	RPI S	Opponent	Score
5	A Oregon	0 3	27	A Oregon St.	1 3	51	H Arizona St.	3 2	117	A Sam Houston St.	3 2
8	H Washington	0 3	41	H California	2 3	51	H Arizona	1 3	122	H Washington St.	3 0
						60	H Fresno St.	0 3	150	A Air Force	3 2
						68	H Utah	3 0	176	H CSU Bakersfield	3 2
						69	H Northern Ariz.	1 3	200	N La.-Lafayette	3 0
						240 A UMBC 3 2					
						257 H Cornell 3 0					
						280 N Robert Morris 3 0					
						292 N Texas Southern 3 0					
						299 H Norfolk St. 3 0					
						321 N Howard 3 0					
<hr/>											
			LAST 10 GAMES								
			51 H Arizona 1 3			27 A Oregon St. 1 3					
			51 H Arizona St. 3 2			41 H California 2 3					
			8 H Washington 0 3			68 H Utah 3 0					
			122 H Washington St. 3 0			176 H CSU Bakersfield 3 2					
			5 A Oregon 0 3			299 H Norfolk St. 3 0					

Non-Div. I Games:

Colorado

Average RPI Win: 202		WON-LOST	WINNING	LAST 10	STRENGTH OF		OPP. STRENGTH	TEAM	ADJ		CONF.	ADJ CONF.
Average RPI Loss: 108		RECORD	PCT. RANK	GAMES	SCHEDULE		OF SCHEDULE	RPI	RPI		RPI	RPI
DIV. I ONLY		17-5	.77273	37	8-2		156	181	81		.56118	82
DIV. I NON-CONF.		11-3	.78571	51	2-0		159	153	81		.56657	82
TOTALS		RPI 1-25	RPI 26-50		W-L RECORDS		RPI 51-100		RPI 101-150		RPI 150+	
17-5		0-0	0-0		OVERALL		2-2		2-3		13-0	
5-1		0-0	0-0		HOME		1-1		0-0		4-0	
7-1		0-0	0-0		AWAY		1-0		1-1		5-0	
5-3		0-0	0-0		NEUTRAL		0-1		1-2		4-0	
11-3		0-0	0-0		NON-CONFERENCE		1-1		2-2		8-0	
2-0		0-0	0-0		HOME		1-0		0-0		1-0	
4-0		0-0	0-0		AWAY		0-0		1-0		3-0	
5-3		0-0	0-0		NEUTRAL		0-1		1-2		4-0	
6-2		0-0	0-0		CONFERENCE		1-1		0-1		5-0	
3-1		0-0	0-0		HOME		0-1		0-0		3-0	
3-1		0-0	0-0		AWAY		1-0		0-1		2-0	
0-0		0-0	0-0		NEUTRAL		0-0		0-0		0-0	
RPI S	Opponent	Score	RPI S	Opponent	Score	RPI S	Opponent	Score	RPI S	Opponent	Score	
						72 H	Clemson	3 1	101 N	Towson	1 3	
						85 A	Col. of Charleston	3 1	120 A	Samford	2 3	
						91 N	Texas Tech	2 3	132 N	UC Davis	0 3	
						94 H	Ga. Southern	0 3	134 N	UTSA	3 0	
									143 A	Wake Forest	3 0	
									164 A	Middle Tenn.	3 0	
									181 N	UAB	3 2	
									182 A	Wofford	3 0	
									209 N	Canisius	3 0	
									214 N	Mercer	3 1	
									215 A	Montana	3 1	
									218 H	Presbyterian	3 0	
									227 H	Davidson	3 0	
									253 H	Western Caro.	3 0	
									271 H	Appalachian St.	3 0	
									278 N	USC Upstate	3 0	
									286 A	Charleston So.	3 0	
									296 A	Citadel	3 0	
LAST 10 GAMES												
						271 H	Appalachian St.	3 0	120 A	Samford	2 3	
						253 H	Western Caro.	3 0	143 A	Wake Forest	3 0	
						85 A	Col. of Charleston	3 1	94 H	Ga. Southern	0 3	
						296 A	Citadel	3 0	227 H	Davidson	3 0	
						182 A	Wofford	3 0	218 H	Presbyterian	3 0	

Non-Div. I Games:

Furman

Average RPI Win: 222		WON-LOST	WINNING	LAST 10	STRENGTH OF		OPP. STRENGTH	TEAM	ADJ		CONF.	ADJ CONF.			
Average RPI Loss: 42		RECORD	PCT. RANK	GAMES	SCHEDULE		OF SCHEDULE	RPI	RPI		RPI	RPI			
DIV. I ONLY		11- 5	.6875	65	8- 2		132	144	90	.56042	83	23	23		
DIV. I NON-CONF.		4- 5	.44444	194	1- 2		44	61	100	.55319	94	22	22		
TOTALS		RPI 1-25	RPI 26-50		W-L RECORDS		RPI 51-100		RPI 101-150		RPI 150+				
11- 5		0- 1	0- 2		OVERALL		0- 2		1- 0		10- 0				
6- 2		0- 0	0- 2		HOME		0- 0		1- 0		5- 0				
5- 1		0- 1	0- 0		AWAY		0- 0		0- 0		5- 0				
0- 2		0- 0	0- 0		NEUTRAL		0- 2		0- 0		0- 0				
4- 5		0- 1	0- 2		NON-CONFERENCE		0- 2		1- 0		3- 0				
4- 2		0- 0	0- 2		HOME		0- 0		1- 0		3- 0				
0- 1		0- 1	0- 0		AWAY		0- 0		0- 0		0- 0				
0- 2		0- 0	0- 0		NEUTRAL		0- 2		0- 0		0- 0				
7- 0		0- 0	0- 0		CONFERENCE		0- 0		0- 0		7- 0				
2- 0		0- 0	0- 0		HOME		0- 0		0- 0		2- 0				
5- 0		0- 0	0- 0		AWAY		0- 0		0- 0		5- 0				
0- 0		0- 0	0- 0		NEUTRAL		0- 0		0- 0		0- 0				
RPI S	Opponent	Score		RPI S	Opponent	Score		RPI S	Opponent	Score		RPI S	Opponent	Score	
21 A	San Diego	0	3	28 H	Texas A&M	1	3	60 N	Fresno St.	0	3	128 H	Albany (NY)	3	0
				35 H	Northwestern	1	3	66 N	UC Santa Barbara	1	3	179 H	Villanova	3	1
												184 H	Princeton	3	1
												194 H	Penn	3	0
												208 H	American	3	0
												211 A	Columbia	3	0
												235 A	Harvard	3	0
												257 A	Cornell	3	0
												265 H	Stony Brook	3	0
												274 A	Brown	3	1
												308 A	Dartmouth	3	1
				LAST 10 GAMES											
				194 H	Penn	3	0	257 A	Cornell	3	0				
				184 H	Princeton	3	1	274 A	Brown	3	1				
				235 A	Harvard	3	0	128 H	Albany (NY)	3	0				
				308 A	Dartmouth	3	1	60 N	Fresno St.	0	3				
				211 A	Columbia	3	0	21 A	San Diego	0	3				

Non-Div. I Games:

Yale

Average RPI Win: 188		WON-LOST RECORD		WINNING PCT. RANK		LAST 10 GAMES		STRENGTH OF SCHEDULE		OPP. STRENGTH OF SCHEDULE		TEAM RPI		ADJ RPI		CONF. RPI		ADJ CONF. RPI	
Average RPI Loss: 61		13- 7		.65 87		7- 3		99		113		83		.55987 84		7		7	
DIV. I ONLY		8- 5		.61538 111		2- 1		107		131		102		.54493 101		8		8	
DIV. I NON-CONF.																			
TOTALS		RPI 1-25		RPI 26-50		W-L RECORDS		RPI 51-100		RPI 101-150		RPI 150+							
13- 7		0- 2		0- 1		OVERALL		1- 3		4- 1		8- 0							
8- 2		0- 0		0- 1		HOME		1- 1		3- 0		4- 0							
3- 3		0- 1		0- 0		AWAY		0- 1		1- 1		2- 0							
2- 2		0- 1		0- 0		NEUTRAL		0- 1		0- 0		2- 0							
8- 5		0- 2		0- 0		NON-CONFERENCE		0- 2		2- 1		6- 0							
6- 1		0- 0		0- 0		HOME		0- 1		2- 0		4- 0							
0- 2		0- 1		0- 0		AWAY		0- 0		0- 1		0- 0							
2- 2		0- 1		0- 0		NEUTRAL		0- 1		0- 0		2- 0							
5- 2		0- 0		0- 1		CONFERENCE		1- 1		2- 0		2- 0							
2- 1		0- 0		0- 1		HOME		1- 0		1- 0		0- 0							
3- 1		0- 0		0- 0		AWAY		0- 1		1- 0		2- 0							
0- 0		0- 0		0- 0		NEUTRAL		0- 0		0- 0		0- 0							
RPI	S	Opponent		Score		RPI	S	Opponent		Score		RPI	S	Opponent		Score			
7	A	Louisville		1	3	40	H	Colorado St.		0	3	56	H	New Mexico		3	0		
20	N	Miami (FL)		1	3							69	H	Northern Ariz.		1	3		
												75	N	Idaho St.		1	3		
												87	A	San Diego St.		2	3		
														113 H Wyoming		3	2		
														126 A Portland		2	3		
														137 H Utah Valley		3	1		
														146 H Gonzaga		3	1		
														150 A Air Force		3	1		
														162 A Boise St.		3	2		
														164 N Middle Tenn.		3	0		
														176 H CSU Bakersfield		3	0		
														219 A Nevada		3	2		
														232 N Tennessee St.		3	0		
														292 H Texas Southern		3	0		
														296 H Citadel		3	0		
														305 H Prairie View		3	0		
				LAST 10 GAMES															
				40	H	Colorado St.	0	3	137	H	Utah Valley	3	1						
				113	H	Wyoming	3	2	162	A	Boise St.	3	2						
				87	A	San Diego St.	2	3	150	A	Air Force	3	1						
				219	A	Nevada	3	2	7	A	Louisville	1	3						
				56	H	New Mexico	3	0	164	N	Middle Tenn.	3	0						

Non-Div. I Games:

UNLV

Average RPI Win:		214	WON-LOST RECORD		WINNING PCT. RANK		LAST 10 GAMES		STRENGTH OF SCHEDULE		OPP. STRENGTH OF SCHEDULE		TEAM RPI		ADJ RPI		CONF. RPI		ADJ CONF. RPI															
DIV. I ONLY			15- 6		.71429		54		9- 1		124		172		80		.55839		85		20		20											
DIV. I NON-CONF.			8- 5		.61538		111		2- 0		138		106		113		.53189		115		21		21											
TOTALS		RPI 1-25		RPI 26-50		W-L RECORDS		RPI 51-100		RPI 101-150		RPI 150+																						
15- 6		0- 1		0- 2		OVERALL		1- 2		2- 0		12- 1																						
9- 4		0- 0		0- 2		HOME		0- 1		1- 0		8- 1																						
5- 1		0- 1		0- 0		AWAY		1- 0		0- 0		4- 0																						
1- 1		0- 0		0- 0		NEUTRAL		0- 1		1- 0		0- 0																						
8- 5		0- 1		0- 2		NON-CONFERENCE		0- 1		1- 0		7- 1																						
6- 3		0- 0		0- 2		HOME		0- 0		0- 0		6- 1																						
1- 1		0- 1		0- 0		AWAY		0- 0		0- 0		1- 0																						
1- 1		0- 0		0- 0		NEUTRAL		0- 1		1- 0		0- 0																						
7- 1		0- 0		0- 0		CONFERENCE		1- 1		1- 0		5- 0																						
3- 1		0- 0		0- 0		HOME		0- 1		1- 0		2- 0																						
4- 0		0- 0		0- 0		AWAY		1- 0		0- 0		3- 0																						
0- 0		0- 0		0- 0		NEUTRAL		0- 0		0- 0		0- 0																						
RPI	S	Opponent			Score		RPI	S	Opponent			Score		RPI	S	Opponent			Score															
13	A	Kansas			0 3		31	H	North Carolina St.			1 3		51	N	Arizona St.			0 3		113	N	Wyoming			3 1								
							45	H	Michigan St.			1 3		82	H	Furman			1 3		120	H	Samford			3 0								
														94	A	Ga. Southern			3 0		182	H	Wofford			3 0								
																					192	H	Sacramento St.			3 1								
																					201	H	North Florida			2 3								
																					218	H	Presbyterian			3 1								
																					225	H	Georgetown			3 2								
																					227	A	Davidson			3 0								
																					234	H	Coastal Caro.			3 1								
																					241	A	Elon			3 0								
																					252	H	Memphis			3 1								
																					254	H	Jacksonville			3 2								
																					277	H	Chattanooga			3 0								
																					286	A	Charleston So.			3 1								
																					296	A	Citadel			3 0								
							LAST 10 GAMES																											
							277 H Chattanooga							3 0							227 A Davidson							3 0						
							120 H Samford							3 0							94 A Ga. Southern							3 0						
							82 H Furman							1 3							296 A Citadel							3 0						
							182 H Wofford							3 0							241 A Elon							3 0						
							234 H Coastal Caro.							3 1							286 A Charleston So.							3 1						

Non-Div. I Games:

Col. of Charleston

Average RPI Win:		211	WON-LOST RECORD		WINNING PCT. RANK		LAST 10 GAMES		STRENGTH OF SCHEDULE		OPP. STRENGTH OF SCHEDULE		TEAM RPI		ADJ RPI		CONF. RPI		ADJ CONF. RPI					
DIV. I ONLY			17- 3		.85		17		9- 1		257		122		86		.55831		86		19		19	
DIV. I NON-CONF.			11- 3		.78571		51		3- 1		277		80		111		.53725		112		20		20	
TOTALS		RPI 1-25		RPI 26-50				W-L RECORDS				RPI 51-100				RPI 101-150				RPI 150+				
17- 3		0- 1		0- 1				OVERALL				0- 1				4- 0				13- 0				
10- 0		0- 0		0- 0				HOME				0- 0				2- 0				8- 0				
2- 2		0- 0		0- 1				AWAY				0- 1				0- 0				2- 0				
5- 1		0- 1		0- 0				NEUTRAL				0- 0				2- 0				3- 0				
11- 3		0- 1		0- 1				NON-CONFERENCE				0- 1				4- 0				7- 0				
5- 0		0- 0		0- 0				HOME				0- 0				2- 0				3- 0				
1- 2		0- 0		0- 1				AWAY				0- 1				0- 0				1- 0				
5- 1		0- 1		0- 0				NEUTRAL				0- 0				2- 0				3- 0				
6- 0		0- 0		0- 0				CONFERENCE				0- 0				0- 0				6- 0				
5- 0		0- 0		0- 0				HOME				0- 0				0- 0				5- 0				
1- 0		0- 0		0- 0				AWAY				0- 0				0- 0				1- 0				
0- 0		0- 0		0- 0				NEUTRAL				0- 0				0- 0				0- 0				
RPI	S	Opponent		Score		RPI	S	Opponent		Score		RPI	S	Opponent		Score		RPI	S	Opponent		Score		
6	N	UCLA		0	3	44	A	Duke		1	3	66	A	UC Santa Barbara		0	3	107	H	Boston College		3	1	
																		108	N	Alabama		3	2	
																		138	N	Idaho		3	1	
																		149	H	Connecticut		3	0	
																		170	H	James Madison		3	0	
																		193	A	Hofstra		3	0	
																		193	H	Hofstra		3	1	
																		202	N	Cal Poly		3	0	
																		212	H	William & Mary		3	1	
																		216	A	New Hampshire		3	0	
																		235	H	Harvard		3	0	
																		241	N	Elon		3	0	
																		251	H	UNC Wilmington		3	1	
																		263	H	George Mason		3	0	
																		283	H	Sacred Heart		3	1	
																		311	N	East Carolina		3	0	
																		318	H	Holy Cross		3	0	
						LAST 10 GAMES																		
						193	A	Hofstra		3	0	193	H	Hofstra		3	1							
						170	H	James Madison		3	0	149	H	Connecticut		3	0							
						263	H	George Mason		3	0	235	H	Harvard		3	0							
						212	H	William & Mary		3	1	107	H	Boston College		3	1							
						251	H	UNC Wilmington		3	1	44	A	Duke		1	3							

Non-Div. I Games:

Northeastern

Average RPI Win:		149	WON-LOST RECORD		WINNING PCT. RANK		LAST 10 GAMES		STRENGTH OF SCHEDULE		OPP. STRENGTH OF SCHEDULE		TEAM RPI		ADJ RPI		CONF. RPI		ADJ CONF. RPI				
DIV. I ONLY			12- 7		.63158 99		6- 4		109		55		82		.55713 87		7 7						
DIV. I NON-CONF.			8- 4		.66667 87		2- 1		101		50		78		.57581 74		8 8						
TOTALS		RPI 1-25		RPI 26-50		W-L RECORDS		RPI 51-100		RPI 101-150		RPI 150+											
12- 7		0- 2		1- 3		OVERALL		2- 0		5- 0		4- 2											
7- 0		0- 0		1- 0		HOME		2- 0		1- 0		3- 0											
3- 4		0- 1		0- 1		AWAY		0- 0		3- 0		0- 2											
2- 3		0- 1		0- 2		NEUTRAL		0- 0		1- 0		1- 0											
8- 4		0- 2		1- 2		NON-CONFERENCE		0- 0		3- 0		4- 0											
5- 0		0- 0		1- 0		HOME		0- 0		1- 0		3- 0											
1- 1		0- 1		0- 0		AWAY		0- 0		1- 0		0- 0											
2- 3		0- 1		0- 2		NEUTRAL		0- 0		1- 0		1- 0											
4- 3		0- 0		0- 1		CONFERENCE		2- 0		2- 0		0- 2											
2- 0		0- 0		0- 0		HOME		2- 0		0- 0		0- 0											
2- 3		0- 0		0- 1		AWAY		0- 0		2- 0		0- 2											
0- 0		0- 0		0- 0		NEUTRAL		0- 0		0- 0		0- 0											
RPI	S	Opponent		Score		RPI	S	Opponent		Score		RPI	S	Opponent		Score		RPI	S	Opponent		Score	
6	N	UCLA		0	3	27	N	Oregon St.		1	3	60	H	Fresno St.		3	2	109	H	Utah St.		3	1
22	A	Hawaii		1	3	40	A	Colorado St.		0	3	84	H	UNLV		3	2	113	A	Wyoming		3	2
						41	H	California		3	2							127	A	Cal St. Fullerton		3	1
						47	N	Santa Clara		2	3							138	N	Idaho		3	2
																		150	A	Air Force		3	2
																		162	A	Boise St.		1	3
																		196	H	Delaware		3	0
																		215	H	Montana		3	0
																		219	A	Nevada		2	3
																		274	N	Brown		3	0
																		283	H	Sacred Heart		3	0
						LAST 10 GAMES																	
						150 A Air Force 3 2						113 A Wyoming 3 2											
						162 A Boise St. 1 3						219 A Nevada 2 3											
						84 H UNLV 3 2						274 N Brown 3 0											
						60 H Fresno St. 3 2						27 N Oregon St. 1 3											
						40 A Colorado St. 0 3						127 A Cal St. Fullerton 3 1											

Non-Div. I Games:

San Diego St.

Average RPI Win: 195		WON-LOST	WINNING	LAST 10	STRENGTH OF		OPP. STRENGTH	TEAM	ADJ	CONF.	ADJ CONF.				
Average RPI Loss: 105		RECORD	PCT. RANK	GAMES	SCHEDULE		OF SCHEDULE	RPI	RPI	RPI	RPI				
DIV. I ONLY		15- 6	.71429	54	8- 2		128	184	85	.55647	88	16	16		
DIV. I NON-CONF.		7- 4	.63636	104	0- 0		155	169	119	.52626	121	18	18		
<hr/>															
TOTALS		RPI 1-25		RPI 26-50		W-L RECORDS		RPI 51-100		RPI 101-150		RPI 150+			
15- 6		0- 0		0- 0		OVERALL		1- 3		2- 2		12- 1			
4- 1		0- 0		0- 0		HOME		1- 0		1- 1		2- 0			
7- 3		0- 0		0- 0		AWAY		0- 2		1- 1		6- 0			
4- 2		0- 0		0- 0		NEUTRAL		0- 1		0- 0		4- 1			
<hr/>															
7- 4		0- 0		0- 0		NON-CONFERENCE		0- 3		1- 0		6- 1			
0- 0		0- 0		0- 0		HOME		0- 0		0- 0		0- 0			
3- 2		0- 0		0- 0		AWAY		0- 2		1- 0		2- 0			
4- 2		0- 0		0- 0		NEUTRAL		0- 1		0- 0		4- 1			
<hr/>															
8- 2		0- 0		0- 0		CONFERENCE		1- 0		1- 2		6- 0			
4- 1		0- 0		0- 0		HOME		1- 0		1- 1		2- 0			
4- 1		0- 0		0- 0		AWAY		0- 0		0- 1		4- 0			
0- 0		0- 0		0- 0		NEUTRAL		0- 0		0- 0		0- 0			
<hr/>															
RPI	S	Opponent	Score	RPI	S	Opponent	Score	RPI	S	Opponent	Score	RPI	S	Opponent	Score
								61	A	TCU	0 3	117	H	Sam Houston St.	0 3
								70	A	Baylor	0 3	119	A	North Texas	3 0
								71	H	Central Ark.	3 2	125	A	Northwestern St.	1 3
								92	N	Eastern Mich.	0 3	125	H	Northwestern St.	3 1
												152	H	Stephen F. Austin	3 0
												155	N	Army	3 0
												163	H	Oral Roberts	3 0
												166	N	SMU	0 3
												189	A	Nicholls St.	3 0
												193	N	Hofstra	3 0
												210	A	Texas-Arlington	3 0
												219	N	Nevada	3 1
												228	A	Lamar	3 1
												264	A	McNeese St.	3 1
												267	A	Tex.-Pan American	3 1
												276	A	Southeastern La.	3 1
												291	N	Tulane	3 0
<hr/>															
LAST 10 GAMES															
						264	A	McNeese St.	3	1	189	A	Nicholls St.	3	0
						228	A	Lamar	3	1	117	H	Sam Houston St.	0	3
						152	H	Stephen F. Austin	3	0	125	A	Northwestern St.	1	3
						125	H	Northwestern St.	3	1	163	H	Oral Roberts	3	0
						276	A	Southeastern La.	3	1	71	H	Central Ark.	3	2

Non-Div. I Games:

A&M-Corpus Christi

Average RPI Win:		186	WON-LOST RECORD		WINNING PCT. RANK		LAST 10 GAMES		STRENGTH OF SCHEDULE		OPP. STRENGTH OF SCHEDULE		TEAM RPI		ADJ RPI		CONF. RPI		ADJ CONF. RPI		
DIV. I ONLY			12- 7		.63158 99		7- 3		115		91		93		.5548 89		11		11		
DIV. I NON-CONF.			6- 5		.54545 142		1- 1		79		95		107		.5447 102		11		11		
TOTALS		RPI 1-25		RPI 26-50		W-L RECORDS		RPI 51-100		RPI 101-150		RPI 150+									
12- 7		0- 1		0- 4		OVERALL		2- 1		2- 1		8- 0									
4- 3		0- 0		0- 1		HOME		2- 1		1- 1		1- 0									
4- 2		0- 1		0- 1		AWAY		0- 0		1- 0		3- 0									
4- 2		0- 0		0- 2		NEUTRAL		0- 0		0- 0		4- 0									
6- 5		0- 1		0- 3		NON-CONFERENCE		0- 1		1- 0		5- 0									
1- 1		0- 0		0- 0		HOME		0- 1		1- 0		0- 0									
1- 2		0- 1		0- 1		AWAY		0- 0		0- 0		1- 0									
4- 2		0- 0		0- 2		NEUTRAL		0- 0		0- 0		4- 0									
6- 2		0- 0		0- 1		CONFERENCE		2- 0		1- 1		3- 0									
3- 2		0- 0		0- 1		HOME		2- 0		0- 1		1- 0									
3- 0		0- 0		0- 0		AWAY		0- 0		1- 0		2- 0									
0- 0		0- 0		0- 0		NEUTRAL		0- 0		0- 0		0- 0									
RPI	S	Opponent		Score		RPI	S	Opponent		Score		RPI	S	Opponent		Score					
24	A	Michigan		0	3	26	N	Arkansas		0	3	62	H	IPFW		1	3	106	H	Oakland	3 1
						31	A	North Carolina St.		1	3	79	H	Western Mich.		3 1		114	H	Northern Ill.	1 3
						49	N	Auburn		2	3	92	H	Eastern Mich.		3 0		121	A	Ball St.	3 2
						50	H	Bowling Green		2	3							180	A	Green Bay	3 0
																		183	A	Toledo	3 1
																		203	A	Kent St.	3 0
																		230	N	Drake	3 1
																		238	H	Miami (OH)	3 1
																		240	N	UMBC	3 0
																		253	N	Western Caro.	3 1
																		307	N	Campbell	3 0
LAST 10 GAMES																					
						50	H	Bowling Green		2	3	92	H	Eastern Mich.		3 0					
						238	H	Miami (OH)		3	1	79	H	Western Mich.		3 1					
						183	A	Toledo		3	1	114	H	Northern Ill.		1 3					
						121	A	Ball St.		3	2	62	H	IPFW		1 3					
						203	A	Kent St.		3	0	253	N	Western Caro.		3 1					

Non-Div. I Games:

Central Mich.

Average RPI Win:	189	WON-LOST RECORD	WINNING PCT. RANK	LAST 10 GAMES	STRENGTH OF SCHEDULE	OPP. STRENGTH OF SCHEDULE	TEAM RPI	ADJ RPI	CONF. RPI	ADJ CONF. RPI			
Average RPI Loss:	52												
DIV. I ONLY	11- 10	.52381	153	6- 4	59	103	94	.55453	90	10	10		
DIV. I NON-CONF.	6- 6	.5	157	1- 0	23	102	79	.57086	79	10	9		
<hr/>													
TOTALS	RPI 1-25	RPI 26-50		W-L RECORDS	RPI 51-100		RPI 101-150		RPI 150+				
11- 10	0- 2	0- 4		OVERALL	2- 3		1- 1		8- 0				
9- 4	0- 0	0- 2		HOME	2- 1		1- 1		6- 0				
2- 4	0- 2	0- 2		AWAY	0- 0		0- 0		2- 0				
0- 2	0- 0	0- 0		NEUTRAL	0- 2		0- 0		0- 0				
<hr/>													
6- 6	0- 2	0- 1		NON-CONFERENCE	1- 2		1- 1		4- 0				
6- 2	0- 0	0- 1		HOME	1- 0		1- 1		4- 0				
0- 2	0- 2	0- 0		AWAY	0- 0		0- 0		0- 0				
0- 2	0- 0	0- 0		NEUTRAL	0- 2		0- 0		0- 0				
<hr/>													
5- 4	0- 0	0- 3		CONFERENCE	1- 1		0- 0		4- 0				
3- 2	0- 0	0- 1		HOME	1- 1		0- 0		2- 0				
2- 2	0- 0	0- 2		AWAY	0- 0		0- 0		2- 0				
0- 0	0- 0	0- 0		NEUTRAL	0- 0		0- 0		0- 0				
<hr/>													
RPI S	Opponent	Score	RPI S	Opponent	Score	RPI S	Opponent	Score	RPI S	Opponent	Score		
9 A	Kansas St.	0 3	29 A	Creighton	2 3	63 N	Tulsa	0 3	114 H	Northern Ill.	2 3		
19 A	Oklahoma	1 3	36 H	Wichita St.	1 3	71 H	Central Ark.	3 1	149 H	Connecticut	3 0		
			37 H	Dayton	0 3	76 H	Southern Ill.	3 1	163 H	Oral Roberts	3 2		
			43 A	UNI	0 3	79 N	Western Mich.	1 3	173 H	UALR	3 1		
						95 H	Illinois St.	2 3	195 H	Austin Peay	3 0		
									213 H	Evansville	3 0		
									221 A	Bradley	3 0		
									230 A	Drake	3 0		
									289 H	Indiana St.	3 2		
									302 H	New Orleans	3 0		
<hr/>													
LAST 10 GAMES													
36 H Wichita St.						1 3	43 A UNI						0 3
71 H Central Ark.						3 1	213 H Evansville						3 0
95 H Illinois St.						2 3	76 H Southern Ill.						3 1
289 H Indiana St.						3 2	230 A Drake						3 0
221 A Bradley						3 0	29 A Creighton						2 3

Non-Div. I Games:

Missouri St.

Average RPI Win: 181		WON-LOST	WINNING	LAST 10	STRENGTH OF		OPP. STRENGTH	TEAM	ADJ	CONF.	ADJ CONF.
Average RPI Loss: 76		RECORD	PCT. RANK	GAMES	SCHEDULE		OF SCHEDULE	RPI	RPI	RPI	RPI
DIV. I ONLY		12- 10	.54545	140	53		118	87	.55356	91	3
DIV. I NON-CONF.		11- 5	.6875	85	70		209	77	.56779	80	3
TOTALS		RPI 1-25	RPI 26-50		W-L RECORDS		RPI 51-100		RPI 101-150		RPI 150+
12- 10	0- 2	0- 1		OVERALL		1- 4		3- 2		8- 1	
4- 3	0- 2	0- 1		HOME		0- 0		2- 0		2- 0	
3- 5	0- 0	0- 0		AWAY		0- 3		1- 1		2- 1	
5- 2	0- 0	0- 0		NEUTRAL		1- 1		0- 1		4- 0	
11- 5	0- 0	0- 0		NON-CONFERENCE		1- 2		3- 2		7- 1	
4- 0	0- 0	0- 0		HOME		0- 0		2- 0		2- 0	
2- 3	0- 0	0- 0		AWAY		0- 1		1- 1		1- 1	
5- 2	0- 0	0- 0		NEUTRAL		1- 1		0- 1		4- 0	
1- 5	0- 2	0- 1		CONFERENCE		0- 2		0- 0		1- 0	
0- 3	0- 2	0- 1		HOME		0- 0		0- 0		0- 0	
1- 2	0- 0	0- 0		AWAY		0- 2		0- 0		1- 0	
0- 0	0- 0	0- 0		NEUTRAL		0- 0		0- 0		0- 0	
RPI S	Opponent	Score	RPI S	Opponent	Score	RPI S	Opponent	Score	RPI S	Opponent	Score
4 H	Texas	0 3	42 H	Iowa St.	1 3	61 A	TCU	0 3	101 N	Towson	0 3
13 H	Kansas	0 3				70 A	Baylor	1 3	103 A	Rice	0 3
						71 A	Central Ark.	1 3	107 A	Boston College	3 2
						80 N	Cal St. Northridge	0 3	119 H	North Texas	3 1
						82 N	Furman	3 2	125 H	Northwestern St.	3 1
									177 N	Houston Baptist	3 2
									178 A	West Virginia	3 1
									188 N	Siena	3 1
									198 H	San Jose St.	3 0
									215 A	Montana	3 1
									219 A	Nevada	2 3
									259 N	Binghamton	3 0
									260 N	Fordham	3 1
									267 H	Tex.-Pan American	3 0
			LAST 10 GAMES								
			178 A	West Virginia	3 1	61 A	TCU	0 3			
			70 A	Baylor	1 3	13 H	Kansas	0 3			
			42 H	Iowa St.	1 3	219 A	Nevada	2 3			
			71 A	Central Ark.	1 3	80 N	Cal St. Northridge	0 3			
			4 H	Texas	0 3	103 A	Rice	0 3			

Non-Div. I Games:

Texas Tech

Average RPI Win:		159	WON-LOST RECORD		WINNING PCT. RANK		LAST 10 GAMES		STRENGTH OF SCHEDULE		OPP. STRENGTH OF SCHEDULE		TEAM RPI		ADJ RPI		CONF. RPI		ADJ CONF. RPI	
Average RPI Loss:		83																		
DIV. I ONLY			13- 11		.54167 147		3- 7		62		108		91		.55241 92		11		11	
DIV. I NON-CONF.			10- 6		.625 109		0- 2		42		119		56		.58898 57		11		11	
TOTALS		RPI 1-25		RPI 26-50		W-L RECORDS		RPI 51-100		RPI 101-150		RPI 150+								
13- 11		0- 1		0- 3		OVERALL		2- 4		3- 2		8- 1								
1- 4		0- 0		0- 1		HOME		0- 1		1- 1		0- 1								
5- 4		0- 1		0- 0		AWAY		0- 2		2- 1		3- 0								
7- 3		0- 0		0- 2		NEUTRAL		2- 1		0- 0		5- 0								
10- 6		0- 1		0- 2		NON-CONFERENCE		2- 1		1- 2		7- 0								
0- 1		0- 0		0- 0		HOME		0- 0		0- 1		0- 0								
3- 2		0- 1		0- 0		AWAY		0- 0		1- 1		2- 0								
7- 3		0- 0		0- 2		NEUTRAL		2- 1		0- 0		5- 0								
3- 5		0- 0		0- 1		CONFERENCE		0- 3		2- 0		1- 1								
1- 3		0- 0		0- 1		HOME		0- 1		1- 0		0- 1								
2- 2		0- 0		0- 0		AWAY		0- 2		1- 0		1- 0								
0- 0		0- 0		0- 0		NEUTRAL		0- 0		0- 0		0- 0								
RPI S	Opponent		Score		RPI S	Opponent		Score		RPI S	Opponent		Score		RPI S	Opponent		Score		
24 A	Michigan		0 3		33 N	Western Ky.		1 3		62 N	IPFW		0 3		106 A	Oakland		2 3		
					44 N	Duke		1 3		76 N	Southern Ill.		3 1		110 H	Cleveland St.		2 3		
					50 H	Bowling Green		2 3		78 A	Ohio		0 3		114 H	Northern Ill.		3 0		
										79 H	Western Mich.		2 3		119 A	North Texas		3 2		
										88 N	A&M-Corpus Christi		3 0		121 A	Ball St.		3 1		
										89 A	Central Mich.		0 3		163 N	Oral Roberts		3 2		
															173 N	UALR		3 1		
															174 A	Ill.-Chicago		3 1		
															183 A	Toledo		3 2		
															193 N	Hofstra		3 0		
															195 N	Austin Peay		3 0		
															210 N	Texas-Arlington		3 2		
															238 H	Miami (OH)		0 3		
															252 A	Memphis		3 0		
LAST 10 GAMES																				
					238 H	Miami (OH)		0 3		89 A	Central Mich.		0 3							
					50 H	Bowling Green		2 3		114 H	Northern Ill.		3 0							
					121 A	Ball St.		3 1		79 H	Western Mich.		2 3							
					183 A	Toledo		3 2		33 N	Western Ky.		1 3							
					78 A	Ohio		0 3		44 N	Duke		1 3							

Non-Div. I Games:

Eastern Mich.

Duquesne					Through Games Of Sunday, Oct. 14, 2012							
Average RPI Win:	218	WON-LOST RECORD	WINNING PCT. RANK	LAST 10 GAMES	STRENGTH OF SCHEDULE	OPP. STRENGTH OF SCHEDULE	TEAM RPI	ADJ RPI	CONF. RPI	ADJ CONF. RPI		
DIV. I ONLY		18- 6	.75 40	8- 2	177	130	89	.55225 93	13	14		
DIV. I NON-CONF.		12- 5	.70588 77	2- 1	191	116	105	.54258 105	15	15		
<hr/>												
TOTALS	RPI 1-25	RPI 26-50		W-L RECORDS	RPI 51-100		RPI 101-150		RPI 150+			
18- 6	0- 4	0- 0		OVERALL	2- 1		2- 0		14- 1			
9- 0	0- 0	0- 0		HOME	1- 0		1- 0		7- 0			
5- 4	0- 2	0- 0		AWAY	1- 1		0- 0		4- 1			
4- 2	0- 2	0- 0		NEUTRAL	0- 0		1- 0		3- 0			
<hr/>												
12- 5	0- 4	0- 0		NON-CONFERENCE	1- 1		2- 0		9- 0			
5- 0	0- 0	0- 0		HOME	0- 0		1- 0		4- 0			
3- 3	0- 2	0- 0		AWAY	1- 1		0- 0		2- 0			
4- 2	0- 2	0- 0		NEUTRAL	0- 0		1- 0		3- 0			
<hr/>												
6- 1	0- 0	0- 0		CONFERENCE	1- 0		0- 0		5- 1			
4- 0	0- 0	0- 0		HOME	1- 0		0- 0		3- 0			
2- 1	0- 0	0- 0		AWAY	0- 0		0- 0		2- 1			
0- 0	0- 0	0- 0		NEUTRAL	0- 0		0- 0		0- 0			
<hr/>												
RPI S	Opponent	Score	RPI S	Opponent	Score	RPI S	Opponent	Score	RPI S	Opponent	Score	
2 A	Penn St.	0 3				56 A	New Mexico	3 2	126 N	Portland	3 1	
3 A	Nebraska	0 3				56 A	New Mexico	1 3	130 H	Pittsburgh	3 0	
17 N	Kentucky	0 3				77 H	VCU	3 1	153 A	Saint Louis	3 2	
19 N	Oklahoma	0 3							154 A	George Washington	1 3	
									167 A	Butler	3 1	
									168 H	Temple	3 0	
									178 A	West Virginia	3 2	
									231 H	Charlotte	3 0	
									245 H	Loyola Maryland	3 1	
									255 N	Eastern Ill.	3 0	
									284 A	Saint Francis (PA)	3 0	
									287 H	La Salle	3 0	
									299 H	Norfolk St.	3 0	
									300 H	Bucknell	3 0	
									323 N	Southern U.	3 0	
									323 N	Southern U.	3 0	
									327 H	Providence	3 0	
<hr/>												
LAST 10 GAMES												
				287 H La Salle	3 0		153 A Saint Louis	3 2				
				168 H Temple	3 0		231 H Charlotte	3 0				
				178 A West Virginia	3 2		77 H VCU	3 1				
				154 A George Washington	1 3		130 H Pittsburgh	3 0				
				167 A Butler	3 1		2 A Penn St.	0 3				

Non-Div. I Games:

Duquesne

Average RPI Win: 211		WON-LOST	WINNING	LAST 10	STRENGTH OF		OPP. STRENGTH	TEAM	ADJ	CONF.	ADJ CONF.							
Average RPI Loss: 59		RECORD	PCT. RANK	GAMES	SCHEDULE		OF SCHEDULE	RPI	RPI	RPI	RPI							
DIV. I ONLY		16- 6	.72727	49	9- 1		167	148	95	.55147	94	20	20					
DIV. I NON-CONF.		9- 5	.64286	99	2- 0		179	88	116	.53258	114	21	21					
<hr/>																		
TOTALS		RPI 1-25		RPI 26-50		W-L RECORDS		RPI 51-100		RPI 101-150		RPI 150+						
16- 6		0- 0		0- 2		OVERALL		1- 4		1- 0		14- 0						
7- 2		0- 0		0- 1		HOME		0- 1		0- 0		7- 0						
4- 3		0- 0		0- 1		AWAY		1- 2		0- 0		3- 0						
5- 1		0- 0		0- 0		NEUTRAL		0- 1		1- 0		4- 0						
9- 5		0- 0		0- 2		NON-CONFERENCE		0- 3		1- 0		8- 0						
4- 1		0- 0		0- 1		HOME		0- 0		0- 0		4- 0						
0- 3		0- 0		0- 1		AWAY		0- 2		0- 0		0- 0						
5- 1		0- 0		0- 0		NEUTRAL		0- 1		1- 0		4- 0						
7- 1		0- 0		0- 0		CONFERENCE		1- 1		0- 0		6- 0						
3- 1		0- 0		0- 0		HOME		0- 1		0- 0		3- 0						
4- 0		0- 0		0- 0		AWAY		1- 0		0- 0		3- 0						
0- 0		0- 0		0- 0		NEUTRAL		0- 0		0- 0		0- 0						
RPI	S	Opponent		Score		RPI	S	Opponent		Score		RPI	S	Opponent		Score		
				46	H	Wisconsin	2	3	54	A	Georgia	1	3	126	N	Portland	3	1
				49	A	Auburn	1	3	56	A	New Mexico	2	3	151	N	Troy	3	1
									66	N	UC Santa Barbara	2	3	169	H	South Ala.	3	1
									82	A	Furman	3	0	172	N	High Point	3	1
									85	H	Col. of Charleston	0	3	182	A	Wofford	3	1
														191	N	Jacksonville St.	3	0
														214	H	Mercer	3	0
														227	A	Davidson	3	0
														229	H	UNC Greensboro	3	0
														239	N	Georgia St.	3	1
														241	H	Elon	3	2
														254	H	Jacksonville	3	1
														271	A	Appalachian St.	3	1
														296	H	Citadel	3	0
														325	H	Savannah St.	3	0
<hr/>																		
LAST 10 GAMES																		
				241	H	Elon	3	2	296	H	Citadel	3	0	82	A	Furman	3	0
				229	H	UNC Greensboro	3	0	182	A	Wofford	3	1	254	H	Jacksonville	3	1
				227	A	Davidson	3	0	325	H	Savannah St.	3	0					
				271	A	Appalachian St.	3	1										
				85	H	Col. of Charleston	0	3										

Non-Div. I Games:

Ga. Southern

Average RPI Win:		195	WON-LOST RECORD		WINNING PCT. RANK		LAST 10 GAMES		STRENGTH OF SCHEDULE		OPP. STRENGTH OF SCHEDULE		TEAM RPI		ADJ RPI		CONF. RPI		ADJ CONF. RPI				
Average RPI Loss:		68																					
DIV. I ONLY			11- 8		.57895 125		6- 4		101		110		103		.54773 95		10		10				
DIV. I NON-CONF.			6- 4		.6 120		1- 0		76		128		87		.56047 85		10		9				
TOTALS		RPI 1-25		RPI 26-50		W-L RECORDS		RPI 51-100		RPI 101-150		RPI 150+											
11- 8		1- 0		0- 4		OVERALL		1- 2		1- 2		8- 0											
4- 3		1- 0		0- 3		HOME		0- 0		0- 0		3- 0											
4- 4		0- 0		0- 1		AWAY		1- 1		0- 2		3- 0											
3- 1		0- 0		0- 0		NEUTRAL		0- 1		1- 0		2- 0											
6- 4		1- 0		0- 1		NON-CONFERENCE		0- 1		1- 2		4- 0											
2- 1		1- 0		0- 1		HOME		0- 0		0- 0		1- 0											
1- 2		0- 0		0- 0		AWAY		0- 0		0- 2		1- 0											
3- 1		0- 0		0- 0		NEUTRAL		0- 1		1- 0		2- 0											
5- 4		0- 0		0- 3		CONFERENCE		1- 1		0- 0		4- 0											
2- 2		0- 0		0- 2		HOME		0- 0		0- 0		2- 0											
3- 2		0- 0		0- 1		AWAY		1- 1		0- 0		2- 0											
0- 0		0- 0		0- 0		NEUTRAL		0- 0		0- 0		0- 0											
RPI	S	Opponent		Score		RPI	S	Opponent		Score		RPI	S	Opponent		Score							
20	H	Miami (FL)		3	1	27	H	Oregon St.		2	3	76	A	Southern Ill.		0	3	121	A	Ball St.		1	3
						29	H	Creighton		0	3	77	N	VCU		1	3	135	A	Valparaiso		1	3
						36	A	Wichita St.		1	3	90	A	Missouri St.		3	2	141	N	Fla. Gulf Coast		3	0
						43	H	UNI		0	3							183	A	Toledo		3	1
																		213	A	Evansville		3	0
																		218	H	Presbyterian		3	0
																		221	H	Bradley		3	1
																		230	H	Drake		3	0
																		252	N	Memphis		3	0
																		288	N	Gardner-Webb		3	0
																		289	A	Indiana St.		3	0
						LAST 10 GAMES																	
						230	H	Drake		3	0	221	H	Bradley		3	1						
						29	H	Creighton		0	3	43	H	UNI		0	3						
						90	A	Missouri St.		3	2	76	A	Southern Ill.		0	3						
						36	A	Wichita St.		1	3	213	A	Evansville		3	0						
						289	A	Indiana St.		3	0	183	A	Toledo		3	1						

Non-Div. I Games:

Illinois St.

Average RPI Win:		169	WON-LOST RECORD		WINNING PCT. RANK		LAST 10 GAMES		STRENGTH OF SCHEDULE		OPP. STRENGTH OF SCHEDULE		TEAM RPI		ADJ RPI		CONF. RPI		ADJ CONF. RPI		
DIV. I ONLY			13- 6		.68421	66	7- 3		168		93	101	.54735	96	17		17				
DIV. I NON-CONF.			6- 4		.6	120	0- 1		129		28	101	.54669	99	16		16				
TOTALS		RPI 1-25		RPI 26-50		W-L RECORDS		RPI 51-100		RPI 101-150		RPI 150+									
13- 6	0- 0			1- 3	OVERALL		0- 0		5- 2		7- 1										
6- 2	0- 0			0- 1	HOME		0- 0		2- 1		4- 0										
4- 3	0- 0			0- 1	AWAY		0- 0		2- 1		2- 1										
3- 1	0- 0			1- 1	NEUTRAL		0- 0		1- 0		1- 0										
6- 4	0- 0			1- 3	NON-CONFERENCE		0- 0		3- 0		2- 1										
2- 1	0- 0			0- 1	HOME		0- 0		1- 0		1- 0										
1- 2	0- 0			0- 1	AWAY		0- 0		1- 0		0- 1										
3- 1	0- 0			1- 1	NEUTRAL		0- 0		1- 0		1- 0										
7- 2	0- 0			0- 0	CONFERENCE		0- 0		2- 2		5- 0										
4- 1	0- 0			0- 0	HOME		0- 0		1- 1		3- 0										
3- 1	0- 0			0- 0	AWAY		0- 0		1- 1		2- 0										
0- 0	0- 0			0- 0	NEUTRAL		0- 0		0- 0		0- 0										
RPI	S	Opponent		Score	RPI	S	Opponent		Score	RPI	S	Opponent		Score							
					30	N	Pepperdine		1 3						102	H	Cincinnati		3 1		
					35	H	Northwestern		1 3						109	A	Utah St.		0 3		
					36	N	Wichita St.		3 1						114	A	Northern Ill.		3 1		
					40	A	Colorado St.		1 3						134	H	UTSA		3 0		
															138	A	Idaho		3 2		
															142	H	Texas St.		2 3		
															147	N	North Dakota St.		3 1		
															159	A	UTEP		2 3		
															160	H	Denver		3 0		
															197	N	FIU		3 0		
															198	A	San Jose St.		3 1		
															210	H	Texas-Arlington		3 0		
															222	A	Seattle		3 2		
															230	H	Drake		3 1		
															309	H	Louisiana Tech		3 1		
LAST 10 GAMES																					
					142	H	Texas St.		2 3		159	A	UTEP		2 3						
					134	H	UTSA		3 0		210	H	Texas-Arlington		3 0						
					198	A	San Jose St.		3 1		309	H	Louisiana Tech		3 1						
					109	A	Utah St.		0 3		138	A	Idaho		3 2						
					160	H	Denver		3 0		222	A	Seattle		3 2						

Non-Div. I Games:

New Mexico St.

Average RPI Win: 165		WON-LOST RECORD		WINNING PCT. RANK		LAST 10 GAMES		STRENGTH OF SCHEDULE		OPP. STRENGTH OF SCHEDULE		TEAM RPI		ADJ RPI		CONF. RPI		ADJ CONF. RPI	
Average RPI Loss: 53																			
DIV. I ONLY		8- 10		.44444 200		3- 7		43		57		98		.54717 97		4		4	
DIV. I NON-CONF.		6- 3		.66667 87		1- 0		81		138		80		.5672 81		4		4	
TOTALS		RPI 1-25		RPI 26-50		W-L RECORDS		RPI 51-100		RPI 101-150		RPI 150+							
8- 10		0- 3		0- 4		OVERALL		1- 1		4- 1		3- 1							
4- 2		0- 1		0- 1		HOME		0- 0		2- 0		2- 0							
2- 6		0- 2		0- 2		AWAY		1- 1		1- 1		0- 0							
2- 2		0- 0		0- 1		NEUTRAL		0- 0		1- 0		1- 1							
6- 3		0- 1		0- 1		NON-CONFERENCE		0- 0		4- 0		2- 1							
3- 0		0- 0		0- 0		HOME		0- 0		2- 0		1- 0							
1- 1		0- 1		0- 0		AWAY		0- 0		1- 0		0- 0							
2- 2		0- 0		0- 1		NEUTRAL		0- 0		1- 0		1- 1							
2- 7		0- 2		0- 3		CONFERENCE		1- 1		0- 1		1- 0							
1- 2		0- 1		0- 1		HOME		0- 0		0- 0		1- 0							
1- 5		0- 1		0- 2		AWAY		1- 1		0- 1		0- 0							
0- 0		0- 0		0- 0		NEUTRAL		0- 0		0- 0		0- 0							
RPI S	Opponent	Score		RPI S	Opponent	Score		RPI S	Opponent	Score		RPI S	Opponent	Score					
12 A	Florida	0	3	26 H	Arkansas	1	3	54 A	Georgia	2	3	103 H	Rice	3	0				
17 H	Kentucky	0	3	28 A	Texas A&M	0	3	74 A	South Carolina	3	0	108 A	Alabama	1	3				
20 A	Miami (FL)	2	3	32 N	Marquette	0	3					111 A	Xavier	3	2				
				48 A	Missouri	0	3					120 N	Samford	3	1				
												139 H	North Dakota	3	1				
												171 H	Mississippi St.	3	1				
												182 N	Wofford	2	3				
												295 H	Alabama A&M	3	0				
												303 N	Tennessee Tech	3	0				
LAST 10 GAMES																			
54 A	Georgia	2	3	108 A	Alabama	1	3												
12 A	Florida	0	3	171 H	Mississippi St.	3	1												
26 H	Arkansas	1	3	48 A	Missouri	0	3												
17 H	Kentucky	0	3	28 A	Texas A&M	0	3												
74 A	South Carolina	3	0	139 H	North Dakota	3	1												

Non-Div. I Games:

Ole Miss

Average RPI Win:	186	WON-LOST	WINNING	LAST 10	STRENGTH OF	OPP. STRENGTH	TEAM	ADJ	CONF.	ADJ CONF.	
Average RPI Loss:	48	RECORD	PCT. RANK	GAMES	SCHEDULE	OF SCHEDULE	RPI	RPI	RPI	RPI	
DIV. I ONLY		10- 11	.47619 182	3- 7	66	62	105	.54691 98	2	2	
DIV. I NON-CONF.		8- 5	.61538 111	1- 1	172	151	127	.52329 124	2	2	
<hr/>											
TOTALS	RPI 1-25	RPI 26-50		W-L RECORDS	RPI 51-100		RPI 101-150		RPI 150+		
10- 11	1- 4	0- 4		OVERALL	0- 1		3- 2		6- 0		
3- 5	0- 2	0- 2		HOME	0- 0		2- 1		1- 0		
2- 5	1- 2	0- 2		AWAY	0- 0		1- 1		0- 0		
5- 1	0- 0	0- 0		NEUTRAL	0- 1		0- 0		5- 0		
<hr/>											
8- 5	0- 0	0- 2		NON-CONFERENCE	0- 1		2- 2		6- 0		
3- 1	0- 0	0- 0		HOME	0- 0		2- 1		1- 0		
0- 3	0- 0	0- 2		AWAY	0- 0		0- 1		0- 0		
5- 1	0- 0	0- 0		NEUTRAL	0- 1		0- 0		5- 0		
<hr/>											
2- 6	1- 4	0- 2		CONFERENCE	0- 0		1- 0		0- 0		
0- 4	0- 2	0- 2		HOME	0- 0		0- 0		0- 0		
2- 2	1- 2	0- 0		AWAY	0- 0		1- 0		0- 0		
0- 0	0- 0	0- 0		NEUTRAL	0- 0		0- 0		0- 0		
<hr/>											
RPI S	Opponent	Score	RPI S	Opponent	Score	RPI S	Opponent	Score	RPI S	Opponent	Score
2 A	Penn St.	1 3	32 A	Marquette	0 3	53 N	Pacific	1 3	106 A	Oakland	2 3
10 H	Minnesota	1 3	42 A	Iowa St.	2 3				124 A	Indiana	3 1
16 A	Purdue	3 0	45 H	Michigan St.	0 3				135 H	Valparaiso	3 1
24 H	Michigan	0 3	46 H	Wisconsin	2 3				140 H	Southeast Mo. St.	2 3
25 A	Ohio St.	0 3							145 H	South Dakota St.	3 1
									175 N	Milwaukee	3 2
									183 N	Toledo	3 1
									204 N	Syracuse	3 2
									255 N	Eastern Ill.	3 1
									301 N	Eastern Wash.	3 0
									317 H	Chicago St.	3 0
<hr/>											
LAST 10 GAMES											
46 H	Wisconsin	2 3	24 H	Michigan	0 3						
10 H	Minnesota	1 3	2 A	Penn St.	1 3						
16 A	Purdue	3 0	25 A	Ohio St.	0 3						
124 A	Indiana	3 1	32 A	Marquette	0 3						
45 H	Michigan St.	0 3	175 N	Milwaukee	3 2						

Non-Div. I Games:

Iowa

Average RPI Win:	186	WON-LOST	WINNING	LAST 10	STRENGTH OF	OPP. STRENGTH	TEAM	ADJ	CONF.	ADJ CONF.	
Average RPI Loss:	59	RECORD	PCT. RANK	GAMES	SCHEDULE	OF SCHEDULE	RPI	RPI	RPI	RPI	
DIV. I ONLY	10- 10	.5	164	4- 6	63	82	99	.54651	99	6	6
DIV. I NON-CONF.	8- 3	.72727	69	2- 0	67	179	51	.58902	56	6	6
<hr/>											
TOTALS	RPI 1-25	RPI 26-50		W-L RECORDS	RPI 51-100		RPI 101-150		RPI 150+		
10- 10	0- 4	0- 1		OVERALL	1- 2		1- 3		8- 0		
3- 7	0- 4	0- 0		HOME	0- 1		0- 2		3- 0		
3- 3	0- 0	0- 1		AWAY	1- 1		0- 1		2- 0		
4- 0	0- 0	0- 0		NEUTRAL	0- 0		1- 0		3- 0		
<hr/>											
8- 3	0- 2	0- 0		NON-CONFERENCE	0- 0		1- 1		7- 0		
2- 3	0- 2	0- 0		HOME	0- 0		0- 1		2- 0		
2- 0	0- 0	0- 0		AWAY	0- 0		0- 0		2- 0		
4- 0	0- 0	0- 0		NEUTRAL	0- 0		1- 0		3- 0		
<hr/>											
2- 7	0- 2	0- 1		CONFERENCE	1- 2		0- 2		1- 0		
1- 4	0- 2	0- 0		HOME	0- 1		0- 1		1- 0		
1- 3	0- 0	0- 1		AWAY	1- 1		0- 1		0- 0		
0- 0	0- 0	0- 0		NEUTRAL	0- 0		0- 0		0- 0		
<hr/>											
RPI S	Opponent	Score	RPI S	Opponent	Score	RPI S	Opponent	Score	RPI S	Opponent	Score
15 H	Florida St.	1 3	44 A	Duke	0 3	55 H	Virginia Tech	2 3	104 H	Seton Hall	1 3
18 H	Tennessee	0 3				58 A	Georgia Tech	0 3	107 H	Boston College	1 3
20 H	Miami (FL)	0 3				72 A	Clemson	3 0	115 N	St. John's (NY)	3 0
25 H	Ohio St.	2 3							143 A	Wake Forest	1 3
									154 H	George Washington	3 0
									157 H	Virginia	3 1
									158 A	LIU Brooklyn	3 0
									179 A	Villanova	3 0
									216 N	New Hampshire	3 2
									259 H	Binghamton	3 0
									269 N	NJIT	3 0
									280 N	Robert Morris	3 0
<hr/>											
LAST 10 GAMES											
15 H	Florida St.	1 3	55 H	Virginia Tech	2 3						
20 H	Miami (FL)	0 3	58 A	Georgia Tech	0 3						
143 A	Wake Forest	1 3	72 A	Clemson	3 0						
44 A	Duke	0 3	269 N	NJIT	3 0						
157 H	Virginia	3 1	158 A	LIU Brooklyn	3 0						

Non-Div. I Games:

Maryland

Average RPI Win:		232	WON-LOST RECORD		WINNING PCT. RANK		LAST 10 GAMES		STRENGTH OF SCHEDULE		OPP. STRENGTH OF SCHEDULE		TEAM RPI		ADJ RPI		CONF. RPI		ADJ CONF. RPI				
Average RPI Loss:		73																					
DIV. I ONLY			16- 6		.72727 49		10- 0		163		194		97		.54596 100		24		24				
DIV. I NON-CONF.			8- 6		.57143 136		2- 0		61		150		85		.55464 90		23		23				
TOTALS		RPI 1-25		RPI 26-50		W-L RECORDS		RPI 51-100		RPI 101-150		RPI 150+											
16- 6		0- 2		1- 1		OVERALL		0- 0		1- 2		14- 1											
8- 2		0- 0		1- 0		HOME		0- 0		1- 1		6- 1											
6- 2		0- 1		0- 0		AWAY		0- 0		0- 0		6- 0											
2- 2		0- 1		0- 1		NEUTRAL		0- 0		0- 0		2- 0											
8- 6		0- 2		1- 1		NON-CONFERENCE		0- 0		1- 2		6- 1											
5- 2		0- 0		1- 0		HOME		0- 0		1- 1		3- 1											
1- 2		0- 1		0- 0		AWAY		0- 0		0- 1		1- 0											
2- 2		0- 1		0- 1		NEUTRAL		0- 0		0- 0		2- 0											
8- 0		0- 0		0- 0		CONFERENCE		0- 0		0- 0		8- 0											
3- 0		0- 0		0- 0		HOME		0- 0		0- 0		3- 0											
5- 0		0- 0		0- 0		AWAY		0- 0		0- 0		5- 0											
0- 0		0- 0		0- 0		NEUTRAL		0- 0		0- 0		0- 0											
RPI	S	Opponent		Score		RPI	S	Opponent		Score		RPI	S	Opponent		Score							
2	N	Penn St.		0	3	33	N	Western Ky.		0	3			111	H	Xavier		0	3				
7	A	Louisville		1	3	48	H	Missouri		3	2			123	A	Marshall		2	3				
														135	H	Valparaiso		3	2				
														161	H	Northern Ky.		1	3				
														191	A	Jacksonville St.		3	2				
														205	N	Youngstown St.		3	0				
														213	H	Evansville		3	1				
														223	H	Belmont		3	0				
														229	A	UNC Greensboro		3	2				
														232	H	Tennessee St.		3	0				
														251	N	UNC Wilmington		3	0				
														255	A	Eastern Ill.		3	2				
														256	A	SIU Edwardsville		3	1				
														261	A	Eastern Ky.		3	1				
														282	H	Murray St.		3	0				
														295	H	Alabama A&M		3	0				
														303	A	Tennessee Tech		3	1				
														325	H	Savannah St.		3	0				
						LAST 10 GAMES																	
						303 A Tennessee Tech						3	1	261 A Eastern Ky.						3	1		
						191 A Jacksonville St.						3	2	232 H Tennessee St.						3	0		
						256 A SIU Edwardsville						3	1	223 H Belmont						3	0		
						255 A Eastern Ill.						3	2	251 N UNC Wilmington						3	0		
						282 H Murray St.						3	0	229 A UNC Greensboro						3	2		

Non-Div. I Games:

Morehead St.

Average RPI Win: 216		WON-LOST	WINNING	LAST 10	STRENGTH OF		OPP. STRENGTH	TEAM	ADJ	CONF.	ADJ CONF.	
Average RPI Loss: 145		RECORD	PCT. RANK	GAMES	SCHEDULE		OF SCHEDULE	RPI	RPI	RPI	RPI	
DIV. I ONLY		19- 3	.86364	14	267		185	92	.54594	101	19	19
DIV. I NON-CONF.		13- 3	.8125	44	239		187	97	.54219	106	20	20
<hr/>												
TOTALS		RPI 1-25		RPI 26-50		W-L RECORDS		RPI 51-100		RPI 101-150		RPI 150+
19- 3		0- 0		0- 0		OVERALL		2- 1		1- 0		16- 2
4- 0		0- 0		0- 0		HOME		0- 0		0- 0		4- 0
7- 2		0- 0		0- 0		AWAY		0- 1		0- 0		7- 1
8- 1		0- 0		0- 0		NEUTRAL		2- 0		1- 0		5- 1
13- 3		0- 0		0- 0		NON-CONFERENCE		2- 1		1- 0		10- 2
2- 0		0- 0		0- 0		HOME		0- 0		0- 0		2- 0
3- 2		0- 0		0- 0		AWAY		0- 1		0- 0		3- 1
8- 1		0- 0		0- 0		NEUTRAL		2- 0		1- 0		5- 1
6- 0		0- 0		0- 0		CONFERENCE		0- 0		0- 0		6- 0
2- 0		0- 0		0- 0		HOME		0- 0		0- 0		2- 0
4- 0		0- 0		0- 0		AWAY		0- 0		0- 0		4- 0
0- 0		0- 0		0- 0		NEUTRAL		0- 0		0- 0		0- 0
RPI	S	Opponent	Score	RPI	S	Opponent	Score	RPI	S	Opponent	Score	
						55 A Virginia Tech	0 3			115 N St. John's (NY)	3 0	
						82 N Furman	3 1			164 N Middle Tenn.	1 3	
						91 N Texas Tech	3 0			170 A James Madison	3 2	
										185 N Kennesaw St.	3 0	
										194 A Penn	3 2	
										196 H Delaware	3 0	
										212 A William & Mary	3 0	
										215 A Montana	2 3	
										231 A Charlotte	3 1	
										235 N Harvard	3 0	
										239 H Georgia St.	3 0	
										240 N UMBC	3 0	
										245 H Loyola Maryland	3 0	
										251 A UNC Wilmington	3 0	
										263 A George Mason	3 1	
										273 N Coppin St.	3 0	
										279 N UNC Asheville	3 0	
										287 H La Salle	3 1	
										310 A Morgan St.	3 0	
<hr/>												
LAST 10 GAMES												
						170 A James Madison	3 2			194 A Penn	3 2	
						263 A George Mason	3 1			196 H Delaware	3 0	
						251 A UNC Wilmington	3 0			287 H La Salle	3 1	
						212 A William & Mary	3 0			231 A Charlotte	3 1	
						239 H Georgia St.	3 0			185 N Kennesaw St.	3 0	

Non-Div. I Games:

Towson

Average RPI Win:	162	WON-LOST	WINNING	LAST 10	STRENGTH OF	OPP. STRENGTH	TEAM	ADJ	CONF.	ADJ CONF.		
Average RPI Loss:	45	RECORD	PCT. RANK	GAMES	SCHEDULE	OF SCHEDULE	RPI	RPI	RPI	RPI		
DIV. I ONLY		8- 13	.38095	229	6- 4	33	45	107	.54502	102	8	9
DIV. I NON-CONF.		2- 11	.15385	297	0- 2	41	10	171	.49385	156	9	10
<hr/>												
TOTALS	RPI 1-25	RPI 26-50		W-L RECORDS		RPI 51-100		RPI 101-150		RPI 150+		
8- 13	0- 4	0- 6		OVERALL		0- 1		5- 2		3- 0		
3- 4	0- 1	0- 3		HOME		0- 0		2- 0		1- 0		
3- 5	0- 2	0- 0		AWAY		0- 1		3- 2		0- 0		
2- 4	0- 1	0- 3		NEUTRAL		0- 0		0- 0		2- 0		
<hr/>												
2- 11	0- 4	0- 5		NON-CONFERENCE		0- 1		0- 1		2- 0		
0- 3	0- 1	0- 2		HOME		0- 0		0- 0		0- 0		
0- 4	0- 2	0- 0		AWAY		0- 1		0- 1		0- 0		
2- 4	0- 1	0- 3		NEUTRAL		0- 0		0- 0		2- 0		
<hr/>												
6- 2	0- 0	0- 1		CONFERENCE		0- 0		5- 1		1- 0		
3- 1	0- 0	0- 1		HOME		0- 0		2- 0		1- 0		
3- 1	0- 0	0- 0		AWAY		0- 0		3- 1		0- 0		
0- 0	0- 0	0- 0		NEUTRAL		0- 0		0- 0		0- 0		
<hr/>												
RPI S	Opponent	Score	RPI S	Opponent	Score	RPI S	Opponent	Score	RPI S	Opponent	Score	
4 A	Texas	0 3	33 H	Western Ky.	1 3	96 A	New Mexico St.	1 3	104 H	Seton Hall	3 2	
15 N	Florida St.	0 3	34 H	Illinois	1 3				105 A	South Fla.	2 3	
16 H	Purdue	1 3	34 N	Illinois	1 3				111 A	Xavier	2 3	
18 A	Tennessee	1 3	35 N	Northwestern	1 3				112 H	Rutgers	3 0	
			38 H	Notre Dame	2 3				115 A	St. John's (NY)	3 1	
			42 N	Iowa St.	0 3				130 A	Pittsburgh	3 0	
									149 A	Connecticut	3 2	
									226 H	DePaul	3 1	
									230 N	Drake	3 0	
									233 N	UCF	3 0	
<hr/>												
LAST 10 GAMES												
			115 A	St. John's (NY)	3 1		105 A	South Fla.	2 3			
			149 A	Connecticut	3 2		130 A	Pittsburgh	3 0			
			104 H	Seton Hall	3 2		226 H	DePaul	3 1			
			112 H	Rutgers	3 0		38 H	Notre Dame	2 3			
			111 A	Xavier	2 3		34 N	Illinois	1 3			

Non-Div. I Games:

Cincinnati

Non-Div. I Games:

Rice

Average RPI Win:	218	WON-LOST	WINNING	LAST 10	STRENGTH OF	OPP. STRENGTH	TEAM	ADJ	CONF.	ADJ CONF.	
Average RPI Loss:	69	RECORD	PCT. RANK	GAMES	SCHEDULE	OF SCHEDULE	RPI	RPI	RPI	RPI	
DIV. I ONLY	16- 5	.7619	39	6- 4	220	143	100	.54338	104	8	9
DIV. I NON-CONF.	12- 1	.92308	11	2- 0	287	225	95	.55179	96	9	10
<hr/>											
TOTALS	RPI 1-25	RPI 26-50		W-L RECORDS		RPI 51-100		RPI 101-150		RPI 150+	
16- 5	0- 2	0- 1		OVERALL		1- 0		2- 1		13- 1	
7- 1	0- 0	0- 1		HOME		0- 0		2- 0		5- 0	
5- 3	0- 1	0- 0		AWAY		1- 0		0- 1		4- 1	
4- 1	0- 1	0- 0		NEUTRAL		0- 0		0- 0		4- 0	
<hr/>											
12- 1	0- 1	0- 0		NON-CONFERENCE		1- 0		0- 0		11- 0	
4- 0	0- 0	0- 0		HOME		0- 0		0- 0		4- 0	
4- 0	0- 0	0- 0		AWAY		1- 0		0- 0		3- 0	
4- 1	0- 1	0- 0		NEUTRAL		0- 0		0- 0		4- 0	
<hr/>											
4- 4	0- 1	0- 1		CONFERENCE		0- 0		2- 1		2- 1	
3- 1	0- 0	0- 1		HOME		0- 0		2- 0		1- 0	
1- 3	0- 1	0- 0		AWAY		0- 0		0- 1		1- 1	
0- 0	0- 0	0- 0		NEUTRAL		0- 0		0- 0		0- 0	
<hr/>											
RPI S	Opponent	Score	RPI S	Opponent	Score	RPI S	Opponent	Score	RPI S	Opponent	Score
7 A	Louisville	0 3	32 H	Marquette	2 3	99 A	Maryland	3 1	102 A	Cincinnati	2 3
25 N	Ohio St.	0 3							105 H	South Fla.	3 1
									130 H	Pittsburgh	3 1
									170 A	James Madison	3 1
									179 A	Villanova	2 3
									184 H	Princeton	3 0
									193 A	Hofstra	3 0
									204 H	Syracuse	3 1
									209 N	Canisius	3 0
									225 A	Georgetown	3 1
									242 A	Rhode Island	3 2
									259 N	Binghamton	3 2
									265 H	Stony Brook	3 2
									271 N	Appalachian St.	3 1
									298 N	Hartford	3 0
									310 H	Morgan St.	3 0
									326 H	Saint Peter's	3 0
<hr/>											
LAST 10 GAMES											
204 H Syracuse						225 A Georgetown					
32 H Marquette						326 H Saint Peter's					
102 A Cincinnati						105 H South Fla.					
7 A Louisville						130 H Pittsburgh					
179 A Villanova						310 H Morgan St.					

Non-Div. I Games:

Seton Hall

Average RPI Win:	177	WON-LOST	WINNING	LAST 10	STRENGTH OF	OPP. STRENGTH	TEAM	ADJ	CONF.	ADJ CONF.	
Average RPI Loss:	88 <th>RECORD</th> <th>PCT. RANK</th> <th>GAMES</th> <th>SCHEDULE</th> <th>OF SCHEDULE</th> <th>RPI</th> <th>RPI</th> <th>RPI</th> <th>RPI</th>	RECORD	PCT. RANK	GAMES	SCHEDULE	OF SCHEDULE	RPI	RPI	RPI	RPI	
DIV. I ONLY	12- 9	.57143	129	6- 4	89	106	96	.54325	105	8	9
DIV. I NON-CONF.	8- 5	.61538	111	2- 0	112	132	106	.54089	109	9	10
<hr/>											
TOTALS	RPI 1-25	RPI 26-50		W-L RECORDS		RPI 51-100		RPI 101-150		RPI 150+	
12- 9	0- 1	0- 4		OVERALL		1- 0		3- 2		8- 2	
8- 3	0- 1	0- 2		HOME		0- 0		2- 0		6- 0	
2- 4	0- 0	0- 2		AWAY		0- 0		1- 1		1- 1	
2- 2	0- 0	0- 0		NEUTRAL		1- 0		0- 1		1- 1	
<hr/>											
8- 5	0- 0	0- 3		NON-CONFERENCE		1- 0		1- 1		6- 1	
5- 2	0- 0	0- 2		HOME		0- 0		1- 0		4- 0	
1- 1	0- 0	0- 1		AWAY		0- 0		0- 0		1- 0	
2- 2	0- 0	0- 0		NEUTRAL		1- 0		0- 1		1- 1	
<hr/>											
4- 4	0- 1	0- 1		CONFERENCE		0- 0		2- 1		2- 1	
3- 1	0- 1	0- 0		HOME		0- 0		1- 0		2- 0	
1- 3	0- 0	0- 1		AWAY		0- 0		1- 1		0- 1	
0- 0	0- 0	0- 0		NEUTRAL		0- 0		0- 0		0- 0	
<hr/>											
RPI S	Opponent	Score	RPI S	Opponent	Score	RPI S	Opponent	Score	RPI S	Opponent	Score
7	H Louisville	1 3	29	H Creighton	0 3	77	N VCU	3 0	102	H Cincinnati	3 2
			31	A North Carolina St.	1 3				104	A Seton Hall	1 3
			32	A Marquette	2 3				112	A Rutgers	3 1
			46	H Wisconsin	0 3				140	N Southeast Mo. St.	2 3
									141	H Fla. Gulf Coast	3 1
									153	A Saint Louis	3 0
									170	H James Madison	3 1
									179	H Villanova	3 0
									197	H FIU	3 0
									203	N Kent St.	2 3
									204	A Syracuse	2 3
									213	N Evansville	3 1
									225	H Georgetown	3 2
									233	H UCF	3 2
									319	H Bethune-Cookman	3 0
<hr/>											
LAST 10 GAMES											
225 H Georgetown 3 2						7 H Louisville 1 3					
179 H Villanova 3 0						104 A Seton Hall 1 3					
32 A Marquette 2 3						112 A Rutgers 3 1					
204 A Syracuse 2 3						141 H Fla. Gulf Coast 3 1					
102 H Cincinnati 3 2						197 H FIU 3 0					

Non-Div. I Games:

South Fla.

Average RPI Win:	160	WON-LOST RECORD	WINNING PCT. RANK	LAST 10 GAMES	STRENGTH OF SCHEDULE	OPP. STRENGTH OF SCHEDULE	TEAM RPI	ADJ RPI	CONF. RPI	ADJ CONF. RPI		
DIV. I ONLY		12- 9	.57143	129	5- 5	97	101	102	.5422	106	12	12
DIV. I NON-CONF.		7- 5	.58333	130	0- 1	115	64	109	.544	103	13	13
<hr/>												
TOTALS	RPI 1-25	RPI 26-50		W-L RECORDS		RPI 51-100		RPI 101-150		RPI 150+		
12- 9	0- 1	0- 2		OVERALL		4- 1		2- 4		6- 1		
6- 3	0- 0	0- 0		HOME		3- 0		1- 2		2- 1		
4- 4	0- 1	0- 1		AWAY		1- 1		1- 1		2- 0		
2- 2	0- 0	0- 1		NEUTRAL		0- 0		0- 1		2- 0		
<hr/>												
7- 5	0- 1	0- 2		NON-CONFERENCE		2- 1		1- 1		4- 0		
4- 0	0- 0	0- 0		HOME		2- 0		0- 0		2- 0		
1- 3	0- 1	0- 1		AWAY		0- 1		1- 0		0- 0		
2- 2	0- 0	0- 1		NEUTRAL		0- 0		0- 1		2- 0		
<hr/>												
5- 4	0- 0	0- 0		CONFERENCE		2- 0		1- 3		2- 1		
2- 3	0- 0	0- 0		HOME		1- 0		1- 2		0- 1		
3- 1	0- 0	0- 0		AWAY		1- 0		0- 1		2- 0		
0- 0	0- 0	0- 0		NEUTRAL		0- 0		0- 0		0- 0		
<hr/>												
RPI S	Opponent	Score		RPI S	Opponent	Score		RPI S	Opponent	Score		
9	A Kansas St.	0	3	27	N Oregon St.	0	3	62	A IPFW	3	1	
				50	A Bowling Green	2	3					
								62	H IPFW	3	2	
								89	A Central Mich.	1	3	
								92	H Eastern Mich.	3	2	
								98	H Iowa	3	2	
	</											

Non-Div. I Games:

Oakland

Average RPI Win:		171	WON-LOST RECORD		WINNING PCT. RANK		LAST 10 GAMES		STRENGTH OF SCHEDULE		OPP. STRENGTH OF SCHEDULE		TEAM RPI		ADJ RPI		CONF. RPI		ADJ CONF. RPI		
Average RPI Loss:		56																			
DIV. I ONLY			10- 11		.47619 182		4- 6		67		53		104		.5407 107		6 6				
DIV. I NON-CONF.			6- 6		.5 157		1- 1		80		91		117		.52779 119		6 6				
TOTALS		RPI 1-25		RPI 26-50		W-L RECORDS		RPI 51-100		RPI 101-150		RPI 150+									
10- 11		0- 4		1- 1		OVERALL		1- 5		1- 1		7- 0									
4- 4		0- 2		0- 0		HOME		0- 2		0- 0		4- 0									
3- 4		0- 1		1- 0		AWAY		1- 3		1- 0		0- 0									
3- 3		0- 1		0- 1		NEUTRAL		0- 0		0- 1		3- 0									
6- 6		0- 2		0- 1		NON-CONFERENCE		0- 2		0- 1		6- 0									
3- 1		0- 0		0- 0		HOME		0- 1		0- 0		3- 0									
0- 2		0- 1		0- 0		AWAY		0- 1		0- 0		0- 0									
3- 3		0- 1		0- 1		NEUTRAL		0- 0		0- 1		3- 0									
4- 5		0- 2		1- 0		CONFERENCE		1- 3		1- 0		1- 0									
1- 3		0- 2		0- 0		HOME		0- 1		0- 0		1- 0									
3- 2		0- 0		1- 0		AWAY		1- 2		1- 0		0- 0									
0- 0		0- 0		0- 0		NEUTRAL		0- 0		0- 0		0- 0									
RPI	S	Opponent		Score		RPI	S	Opponent		Score		RPI	S	Opponent		Score					
14	A	Southern California		1	3	43	N	UNI		1	3	55	H	Virginia Tech		0	3	143	A	Wake Forest	3 1
15	H	Florida St.		0	3	44	A	Duke		3	0	58	A	Georgia Tech		0	3	149	N	Connecticut	0 3
18	N	Tennessee		0	3							72	A	Clemson		0	3	154	N	George Washington	3 1
20	H	Miami (FL)		2	3							86	A	Northeastern		1	3	157	H	Virginia	3 0
												91	H	Texas Tech		2	3	171	N	Mississippi St.	3 1
												99	A	Maryland		3	1	188	H	Siena	3 1
																		235	N	Harvard	3 0
																		259	H	Binghamton	3 0
																		260	H	Fordham	3 0
LAST 10 GAMES																					
						20	H	Miami (FL)		2	3	157	H	Virginia		3	0				
						15	H	Florida St.		0	3	72	A	Clemson		0	3				
						44	A	Duke		3	0	58	A	Georgia Tech		0	3				
						143	A	Wake Forest		3	1	149	N	Connecticut		0	3				
						55	H	Virginia Tech		0	3	235	N	Harvard		3	0				

Non-Div. I Games:

Boston College

Average RPI Win: 213		WON-LOST RECORD		WINNING PCT. RANK		LAST 10 GAMES		STRENGTH OF SCHEDULE		OPP. STRENGTH OF SCHEDULE		TEAM RPI		ADJ RPI		CONF. RPI		ADJ CONF. RPI			
Average RPI Loss: 50																					
DIV. I ONLY		14- 7		.66667		75		4- 6		164		119		108		.53898		108			
DIV. I NON-CONF.		11- 1		.91667		16		1- 0		291		279		108		.54149		107			
TOTALS		RPI 1-25		RPI 26-50		W-L RECORDS		RPI 51-100		RPI 101-150		RPI 150+									
14- 7		0- 1		0- 3		OVERALL		3- 3		2- 0		9- 0									
8- 3		0- 1		0- 2		HOME		2- 0		2- 0		4- 0									
3- 3		0- 0		0- 1		AWAY		1- 2		0- 0		2- 0									
3- 1		0- 0		0- 0		NEUTRAL		0- 1		0- 0		3- 0									
11- 1		0- 0		0- 0		NON-CONFERENCE		0- 1		2- 0		9- 0									
6- 0		0- 0		0- 0		HOME		0- 0		2- 0		4- 0									
2- 0		0- 0		0- 0		AWAY		0- 0		0- 0		2- 0									
3- 1		0- 0		0- 0		NEUTRAL		0- 1		0- 0		3- 0									
3- 6		0- 1		0- 3		CONFERENCE		3- 2		0- 0		0- 0									
2- 3		0- 1		0- 2		HOME		2- 0		0- 0		0- 0									
1- 3		0- 0		0- 1		AWAY		1- 2		0- 0		0- 0									
0- 0		0- 0		0- 0		NEUTRAL		0- 0		0- 0		0- 0									
RPI	S	Opponent		Score		RPI	S	Opponent		Score		RPI	S	Opponent		Score					
18	H	Tennessee		1 3		28	H	Texas A&M		0 3		54	A	Georgia		2 3		120	H	Samford	3 1
						48	H	Missouri		1 3		67	A	LSU		1 3		144	H	East Tenn. St.	3 0
						49	A	Auburn		1 3		67	H	LSU		3 0		195	H	Austin Peay	3 1
												74	A	South Carolina		3 1		228	H	Lamar	3 0
												86	N	Northeastern		2 3		241	A	Elon	3 0
												97	H	Ole Miss		3 1		283	N	Sacred Heart	3 1
																		288	N	Gardner-Webb	3 0
																		295	H	Alabama A&M	3 0
																		313	N	N.C. Central	3 0
																		316	H	Alabama St.	3 0
																		318	A	Holy Cross	3 0
LAST 10 GAMES																					
						67	A	LSU		1 3		49	A	Auburn		1 3					
						74	A	South Carolina		3 1		54	A	Georgia		2 3					
						48	H	Missouri		1 3		18	H	Tennessee		1 3					
						28	H	Texas A&M		0 3		67	H	LSU		3 0					
						97	H	Ole Miss		3 1		120	H	Samford		3 1					

Non-Div. I Games:

Alabama

Average RPI Win: 196		WON-LOST	WINNING	LAST 10	STRENGTH OF		OPP. STRENGTH	TEAM	ADJ	CONF.	ADJ CONF.				
Average RPI Loss: 80		RECORD	PCT. RANK	GAMES	SCHEDULE		OF SCHEDULE	RPI	RPI	RPI	RPI				
DIV. I ONLY		13- 6	.68421	66	8- 2		204	111	113	.53754	109	17	17		
DIV. I NON-CONF.		5- 5	.5	157	0- 1		200	58	155	.49871	150	16	16		
TOTALS		RPI 1-25	RPI 26-50		W-L RECORDS		RPI 51-100		RPI 101-150		RPI 150+				
13- 6		0- 1	0- 1		OVERALL		1- 2		3- 2		9- 0				
7- 3		0- 0	0- 0		HOME		1- 1		1- 2		5- 0				
4- 2		0- 1	0- 0		AWAY		0- 1		2- 0		2- 0				
2- 1		0- 0	0- 1		NEUTRAL		0- 0		0- 0		2- 0				
5- 5		0- 1	0- 1		NON-CONFERENCE		0- 2		1- 1		4- 0				
3- 2		0- 0	0- 0		HOME		0- 1		1- 1		2- 0				
0- 2		0- 1	0- 0		AWAY		0- 1		0- 0		0- 0				
2- 1		0- 0	0- 1		NEUTRAL		0- 0		0- 0		2- 0				
8- 1		0- 0	0- 0		CONFERENCE		1- 0		2- 1		5- 0				
4- 1		0- 0	0- 0		HOME		1- 0		0- 1		3- 0				
4- 0		0- 0	0- 0		AWAY		0- 0		2- 0		2- 0				
0- 0		0- 0	0- 0		NEUTRAL		0- 0		0- 0		0- 0				
RPI S	Opponent	Score		RPI S	Opponent	Score		RPI S	Opponent	Score		RPI S	Opponent	Score	
9	A Kansas St.	0	3	39	N St. Mary's (CA)	0	3	68	H Utah	2	3	126	H Portland	3	0
								87	A San Diego St.	1	3	134	A UTSA	3	1
								96	H New Mexico St.	3	0	137	H Utah Valley	2	3
												138	H Idaho	0	3
												142	A Texas St.	3	0
												160	H Denver	3	2
												198	H San Jose St.	3	0
												207	H Southern Utah	3	1
												210	A Texas-Arlington	3	0
												215	N Montana	3	2
												222	H Seattle	3	2
												243	H Weber St.	3	0
												283	N Sacred Heart	3	1
												309	A Louisiana Tech	3	1
				LAST 10 GAMES											
				198 H San Jose St.				3	0	309 A Louisiana Tech				3	1
				137 H Utah Valley				2	3	138 H Idaho				0	3
				160 H Denver				3	2	222 H Seattle				3	2
				96 H New Mexico St.				3	0	142 A Texas St.				3	0
				210 A Texas-Arlington				3	0	134 A UTSA				3	1

Non-Div. I Games:

Utah St.

Average RPI Win:	189	WON-LOST	WINNING	LAST 10	STRENGTH OF	OPP. STRENGTH	TEAM	ADJ	CONF.	ADJ CONF.	
Average RPI Loss:	125	RECORD	PCT. RANK	GAMES	SCHEDULE	OF SCHEDULE	RPI	RPI	RPI	RPI	
DIV. I ONLY	14- 6	.7	58	8- 2	200	146	110	.53706	110	18	18
DIV. I NON-CONF.	8- 5	.61538	111	2- 1	215	97	133	.51415	131	19	19
<hr/>											
TOTALS	RPI 1-25	RPI 26-50		W-L RECORDS	RPI 51-100		RPI 101-150		RPI 150+		
14- 6	0- 0	1- 0		OVERALL	2- 1		1- 3		10- 2		
3- 3	0- 0	0- 0		HOME	0- 0		0- 2		3- 1		
7- 2	0- 0	0- 0		AWAY	2- 0		1- 1		4- 1		
4- 1	0- 0	1- 0		NEUTRAL	0- 1		0- 0		3- 0		
<hr/>											
8- 5	0- 0	1- 0		NON-CONFERENCE	2- 1		0- 3		5- 1		
2- 2	0- 0	0- 0		HOME	0- 0		0- 2		2- 0		
2- 2	0- 0	0- 0		AWAY	2- 0		0- 1		0- 1		
4- 1	0- 0	1- 0		NEUTRAL	0- 1		0- 0		3- 0		
<hr/>											
6- 1	0- 0	0- 0		CONFERENCE	0- 0		1- 0		5- 1		
1- 1	0- 0	0- 0		HOME	0- 0		0- 0		1- 1		
5- 0	0- 0	0- 0		AWAY	0- 0		1- 0		4- 0		
0- 0	0- 0	0- 0		NEUTRAL	0- 0		0- 0		0- 0		
<hr/>											
RPI S	Opponent	Score	RPI S	Opponent	Score	RPI S	Opponent	Score	RPI S	Opponent	Score
			50 N	Bowling Green	3 0	58 N	Georgia Tech	0 3	106 H	Oakland	2 3
						62 A	IPFW	3 0	124 A	Indiana	1 3
						92 A	Eastern Mich.	3 2	130 H	Pittsburgh	0 3
									135 A	Valparaiso	3 2
									156 H	Loyola Chicago	0 3
									174 H	Ill.-Chicago	3 0
									175 A	Milwaukee	3 0
									178 A	West Virginia	2 3
									180 A	Green Bay	3 1
									203 N	Kent St.	3 0
									205 A	Youngstown St.	3 0
									246 H	Buffalo	3 1
									261 H	Eastern Ky.	3 0
									282 N	Murray St.	3 0
									282 N	Murray St.	3 1
									294 A	Wright St.	3 0
<hr/>											
			LAST 10 GAMES								
			205 A	Youngstown St.	3 0	175 A	Milwaukee	3 0			
			294 A	Wright St.	3 0	180 A	Green Bay	3 1			
			135 A	Valparaiso	3 2	282 N	Murray St.	3 0			
			174 H	Ill.-Chicago	3 0	178 A	West Virginia	2 3			
			156 H	Loyola Chicago	0 3	261 H	Eastern Ky.	3 0			

Non-Div. I Games:

Cleveland St.

Average RPI Win:		236	WON-LOST RECORD		WINNING PCT. RANK		LAST 10 GAMES		STRENGTH OF SCHEDULE		OPP. STRENGTH OF SCHEDULE		TEAM RPI		ADJ RPI		CONF. RPI		ADJ CONF. RPI										
Average RPI Loss:		82																											
DIV. I ONLY			16- 7		.69565 63		4- 6		175		179		109		.53525 112		8		9										
DIV. I NON-CONF.			14- 1		.93333 9		2- 0		226		259		72		.57517 75		9		10										
TOTALS		RPI 1-25		RPI 26-50		W-L RECORDS		RPI 51-100		RPI 101-150		RPI 150+																	
16- 7		0- 2		0- 1		OVERALL		0- 0		1- 3		15- 1																	
5- 3		0- 0		0- 1		HOME		0- 0		0- 2		5- 0																	
5- 4		0- 2		0- 0		AWAY		0- 0		0- 1		5- 1																	
6- 0		0- 0		0- 0		NEUTRAL		0- 0		1- 0		5- 0																	
14- 1		0- 1		0- 0		NON-CONFERENCE		0- 0		1- 0		13- 0																	
4- 0		0- 0		0- 0		HOME		0- 0		0- 0		4- 0																	
4- 1		0- 1		0- 0		AWAY		0- 0		0- 0		4- 0																	
6- 0		0- 0		0- 0		NEUTRAL		0- 0		1- 0		5- 0																	
2- 6		0- 1		0- 1		CONFERENCE		0- 0		0- 3		2- 1																	
1- 3		0- 0		0- 1		HOME		0- 0		0- 2		1- 0																	
1- 3		0- 1		0- 0		AWAY		0- 0		0- 1		1- 1																	
0- 0		0- 0		0- 0		NEUTRAL		0- 0		0- 0		0- 0																	
RPI	S	Opponent		Score		RPI	S	Opponent		Score		RPI	S	Opponent		Score													
7	A	Louisville		0 3		32	H	Marquette		2 3		102	A	Cincinnati		0 3													
20	A	Miami (FL)		0 3								105	H	South Fla.		1 3													
												120	N	Samford		3 2													
												130	H	Pittsburgh		2 3													
												179	A	Villanova		1 3													
												182	N	Wofford		3 2													
												194	A	Penn		3 1													
												204	H	Syracuse		3 1													
												216	H	New Hampshire		3 0													
												217	A	Lehigh		3 2													
												225	A	Georgetown		3 1													
												242	H	Rhode Island		3 1													
												247	H	Iona		3 0													
												251	N	UNC Wilmington		3 0													
												260	A	Fordham		3 2													
												263	N	George Mason		3 2													
												266	N	Radford		3 0													
												281	H	Lafayette		3 0													
												299	A	Norfolk St.		3 0													
												315	N	Stetson		3 0													
						LAST 10 GAMES																							
						32 H Marquette						2 3						179 A Villanova						1 3					
						204 H Syracuse						3 1						130 H Pittsburgh						2 3					
						7 A Louisville						0 3						105 H South Fla.						1 3					
						102 A Cincinnati						0 3						263 N George Mason						3 2					
						225 A Georgetown						3 1						194 A Penn						3 1					

Non-Div. I Games:

Rutgers

Average RPI Win:		187	WON-LOST		WINNING		LAST 10		STRENGTH OF		OPP. STRENGTH		TEAM		ADJ		CONF.		ADJ CONF.				
Average RPI Loss:		68	RECORD		PCT. RANK		GAMES		SCHEDULE		OF SCHEDULE		RPI		RPI		RPI		RPI				
DIV. I ONLY			12- 8		.6		116		3- 6		147		92		116		.535		113				
DIV. I NON-CONF.			11- 3		.78571		51		2- 1		202		107		84		.56238		84				
TOTALS		RPI 1-25		RPI 26-50		W-L RECORDS		RPI 51-100		RPI 101-150		RPI 150+											
12- 8		0- 1		0- 1		OVERALL		2- 5		3- 1		7- 0											
9- 1		0- 0		0- 0		HOME		1- 1		2- 0		6- 0											
0- 6		0- 1		0- 1		AWAY		0- 3		0- 1		0- 0											
3- 1		0- 0		0- 0		NEUTRAL		1- 1		1- 0		1- 0											
11- 3		0- 1		0- 0		NON-CONFERENCE		2- 1		3- 1		6- 0											
8- 0		0- 0		0- 0		HOME		1- 0		2- 0		5- 0											
0- 2		0- 1		0- 0		AWAY		0- 0		0- 1		0- 0											
3- 1		0- 0		0- 0		NEUTRAL		1- 1		1- 0		1- 0											
1- 5		0- 0		0- 1		CONFERENCE		0- 4		0- 0		1- 0											
1- 1		0- 0		0- 0		HOME		0- 1		0- 0		1- 0											
0- 4		0- 0		0- 1		AWAY		0- 3		0- 0		0- 0											
0- 0		0- 0		0- 0		NEUTRAL		0- 0		0- 0		0- 0											
RPI	S	Opponent		Score		RPI	S	Opponent		Score		RPI	S	Opponent		Score							
13	A	Kansas		0 3		40	A	Colorado St.		0 3		51	N	Arizona St.		3 2							
												56	A	New Mexico		1 3							
												57	H	San Francisco		3 0							
												60	A	Fresno St.		2 3							
												84	A	UNLV		2 3							
												85	N	Col. of Charleston		1 3							
												87	H	San Diego St.		2 3							
												121	A	Ball St.		1 3							
												130	N	Pittsburgh		3 0							
												133	H	UMKC		3 0							
												141	H	Fla. Gulf Coast		3 0							
												154	H	George Washington		3 0							
												218	H	Presbyterian		3 1							
												219	H	Nevada		3 2							
												222	H	Seattle		3 1							
												294	N	Wright St.		3 0							
												301	H	Eastern Wash.		3 0							
												319	H	Bethune-Cookman		3 0							
LAST 10 GAMES																							
60 A Fresno St.						2 3						56 A New Mexico						1 3					
84 A UNLV						2 3						121 A Ball St.						1 3					
40 A Colorado St.						0 3						130 N Pittsburgh						3 0					
219 H Nevada						3 2						294 N Wright St.						3 0					
87 H San Diego St.						2 3						13 A Kansas						0 3					

Non-Div. I Games: Colorado St.-Pueblo 3 0

Wyoming

Average RPI Win: 190		WON-LOST	WINNING	LAST 10	STRENGTH OF		OPP. STRENGTH	TEAM	ADJ	CONF.	ADJ CONF.
Average RPI Loss: 78		RECORD	PCT. RANK	GAMES	SCHEDULE		OF SCHEDULE	RPI	RPI	RPI	RPI
DIV. I ONLY		15- 9	.625	104	7- 3		143	125	112	.53268	114
DIV. I NON-CONF.		9- 7	.5625	140	1- 1		124	126	122	.52208	125
TOTALS		RPI 1-25	RPI 26-50		W-L RECORDS		RPI 51-100		RPI 101-150		RPI 150+
15- 9	0- 0	0- 2		OVERALL		2- 6		3- 0		10- 1	
6- 3	0- 0	0- 1		HOME		0- 2		2- 0		4- 0	
5- 4	0- 0	0- 1		AWAY		2- 2		0- 0		3- 1	
4- 2	0- 0	0- 0		NEUTRAL		0- 2		1- 0		3- 0	
9- 7	0- 0	0- 2		NON-CONFERENCE		1- 4		2- 0		6- 1	
2- 2	0- 0	0- 1		HOME		0- 1		1- 0		1- 0	
3- 3	0- 0	0- 1		AWAY		1- 1		0- 0		2- 1	
4- 2	0- 0	0- 0		NEUTRAL		0- 2		1- 0		3- 0	
6- 2	0- 0	0- 0		CONFERENCE		1- 2		1- 0		4- 0	
4- 1	0- 0	0- 0		HOME		0- 1		1- 0		3- 0	
2- 1	0- 0	0- 0		AWAY		1- 1		0- 0		1- 0	
0- 0	0- 0	0- 0		NEUTRAL		0- 0		0- 0		0- 0	
RPI S	Opponent	Score	RPI S	Opponent	Score	RPI S	Opponent	Score	RPI S	Opponent	Score
36 H	Wichita St.	2 3	53 A	Pacific	0 3	121 H	Ball St.	3 1			
43 A	UNI	1 3	64 N	Long Beach St.	0 3	147 H	North Dakota St.	3 2			
			65 N	Portland St.	0 3	149 N	Connecticut	3 1			
			79 H	Western Mich.	0 3	174 A	Ill.-Chicago	1 3			
			89 A	Central Mich.	3 1	180 H	Green Bay	3 1			
			90 A	Missouri St.	3 2	183 H	Toledo	3 0			
			92 A	Eastern Mich.	0 3	187 H	Akron	3 2			
			96 H	New Mexico St.	1 3	219 N	Nevada	3 0			
						221 A	Bradley	3 2			
						224 N	Neb. Omaha	3 0			
						238 A	Miami (OH)	3 0			
						246 H	Buffalo	3 0			
						256 A	SIU Edwardsville	3 0			
						302 N	New Orleans	3 0			
LAST 10 GAMES											
187 H	Akron	3 2	121 H	Ball St.	3 1						
246 H	Buffalo	3 0	92 A	Eastern Mich.	0 3						
238 A	Miami (OH)	3 0	89 A	Central Mich.	3 1						
79 H	Western Mich.	0 3	64 N	Long Beach St.	0 3						
183 H	Toledo	3 0	221 A	Bradley	3 2						

Non-Div. I Games:

Northern Ill.

Average RPI Win:	250	WON-LOST RECORD	WINNING PCT. RANK	LAST 10 GAMES	STRENGTH OF SCHEDULE	OPP. STRENGTH OF SCHEDULE	TEAM RPI	ADJ RPI	CONF. RPI	ADJ CONF. RPI					
DIV. I ONLY		17- 6	.73913	42	7- 3	227	217	118	.53115	115	8	9			
DIV. I NON-CONF.		13- 3	.8125	44	3- 0	262	297	118	.52938	117	9	10			
<hr/>															
TOTALS	RPI 1-25	RPI 26-50		W-L RECORDS		RPI 51-100		RPI 101-150		RPI 150+					
17- 6	0- 1	0- 1		OVERALL		0- 2		1- 2		16- 0					
8- 3	0- 1	0- 0		HOME		0- 1		1- 1		7- 0					
4- 1	0- 0	0- 1		AWAY		0- 0		0- 0		4- 0					
5- 2	0- 0	0- 0		NEUTRAL		0- 1		0- 1		5- 0					
<hr/>															
13- 3	0- 0	0- 0		NON-CONFERENCE		0- 2		0- 1		13- 0					
5- 1	0- 0	0- 0		HOME		0- 1		0- 0		5- 0					
3- 0	0- 0	0- 0		AWAY		0- 0		0- 0		3- 0					
5- 2	0- 0	0- 0		NEUTRAL		0- 1		0- 1		5- 0					
<hr/>															
4- 3	0- 1	0- 1		CONFERENCE		0- 0		1- 1		3- 0					
3- 2	0- 1	0- 0		HOME		0- 0		1- 1		2- 0					
1- 1	0- 0	0- 1		AWAY		0- 0		0- 0		1- 0					
0- 0	0- 0	0- 0		NEUTRAL		0- 0		0- 0		0- 0					
<hr/>															
RPI	S	Opponent	Score	RPI	S	Opponent	Score	RPI	S	Opponent	Score				
7	H	Louisville	2 <div>3</div>	38	A	Notre Dame	1 <div>3</div>	75	H	Idaho St.	1 <div>3</div>	101	N	Towson	0 <div>3</div>
								99	N	Maryland	0 <div>3</div>	102	H	Cincinnati	1 <div>3</div>
												149	H	Connecticut	3 0
												158	A	LIU Brooklyn	3 2
												179	H	Villanova	3 2
												188	H	Siena	3 0
												225	H	Georgetown	3 0
												226	A	DePaul	3 1
												240	N	UMBC	3 1
												247	H	Iona	3 0
												269	N	NJIT	3 0
												270	A	Central Conn. St.	3 1
												273	N	Coppin St.	3 0
												274	N	Brown	3 0
												304	H	Bryant	3 0
												306	H	Fairleigh Dickinson	3 0
												310	A	Morgan St.	3 0
												318	N	Holy Cross	3 0
												320	H	St. Francis (NY)	3 0
<hr/>															
				LAST 10 GAMES											
				102	H	Cincinnati	1 <div>3</div>	179	H	Villanova	3 2				
				7	H	Louisville	2 <div>3</div>	225	H	Georgetown	3 0				
				38	A	Notre Dame	1 <div>3</div>	247	H	Iona	3 0				
				226	A	DePaul	3 1	269	N	NJIT	3 0				
				149	H	Connecticut	3 0	158	A	LIU Brooklyn	3 2				

Non-Div. I Games:

St. John's (NY)

Average RPI Win:		224	WON-LOST RECORD		WINNING PCT. RANK		LAST 10 GAMES		STRENGTH OF SCHEDULE		OPP. STRENGTH OF SCHEDULE		TEAM RPI		ADJ RPI		CONF. RPI		ADJ CONF. RPI		
Average RPI Loss:		69																			
DIV. I ONLY			11- 9		.55 136		8- 2		113		129		119		.53114 116		22		22		
DIV. I NON-CONF.			3- 8		.27273 262		0- 1		85		36		188		.48302 174		24		24		
TOTALS		RPI 1-25		RPI 26-50		W-L RECORDS		RPI 51-100		RPI 101-150		RPI 150+									
11- 9		0- 2		0- 2		OVERALL		0- 3		1- 1		10- 1									
5- 3		0- 0		0- 1		HOME		0- 0		0- 1		5- 1									
5- 3		0- 1		0- 1		AWAY		0- 1		1- 0		4- 0									
1- 3		0- 1		0- 0		NEUTRAL		0- 2		0- 0		1- 0									
3- 8		0- 2		0- 2		NON-CONFERENCE		0- 3		0- 0		3- 1									
2- 2		0- 0		0- 1		HOME		0- 0		0- 0		2- 1									
0- 3		0- 1		0- 1		AWAY		0- 1		0- 0		0- 0									
1- 3		0- 1		0- 0		NEUTRAL		0- 2		0- 0		1- 0									
8- 1		0- 0		0- 0		CONFERENCE		0- 0		1- 1		7- 0									
3- 1		0- 0		0- 0		HOME		0- 0		0- 1		3- 0									
5- 0		0- 0		0- 0		AWAY		0- 0		1- 0		4- 0									
0- 0		0- 0		0- 0		NEUTRAL		0- 0		0- 0		0- 0									
RPI	S	Opponent		Score		RPI	S	Opponent		Score		RPI	S	Opponent		Score					
17	A	Kentucky		2	3	33	A	Western Ky.		0	3	51	A	Arizona		0	3	141	H Fla. Gulf Coast	0	3
23	N	North Carolina		0	3	48	H	Missouri		0	3	61	N	TCU		0	3	144	A East Tenn. St.	3	1
												64	N	Long Beach St.		0	3	161	A Northern Ky.	3	2
												185	A Kennesaw St.	3	0						
												186	H Houston	1	3						
												195	H Austin Peay	3	0						
												201	H North Florida	3	2						
												214	A Mercer	3	1						
												247	N Iona	3	0						
												254	H Jacksonville	3	0						
												271	H Appalachian St.	3	0						
												278	A USC Upstate	3	0						
315	H Stetson	3	0																		
						LAST 10 GAMES															
						315	H Stetson	3	0	185	A Kennesaw St.	3	0								
						141	H Fla. Gulf Coast	0	3	201	H North Florida	3	2								
						144	A East Tenn. St.	3	1	254	H Jacksonville	3	0								
						278	A USC Upstate	3	0	161	A Northern Ky.	3	2								
						214	A Mercer	3	1	33	A Western Ky.	0	3								

Non-Div. I Games:

Lipscomb

Average RPI Win:		205	WON-LOST RECORD		WINNING PCT. RANK		LAST 10 GAMES		STRENGTH OF SCHEDULE		OPP. STRENGTH OF SCHEDULE		TEAM RPI		ADJ RPI		CONF. RPI		ADJ CONF. RPI	
DIV. I ONLY			13- 9		.59091 121		8- 2		116		176		117		.52925 117		16		16	
DIV. I NON-CONF.			5- 7		.41667 208		1- 0		160		144		198		.4722 195		18		18	
TOTALS			RPI 1-25		RPI 26-50		W-L RECORDS		RPI 51-100		RPI 101-150		RPI 150+							
13- 9			0- 1		0- 0		OVERALL		1- 2		1- 4		11- 2							
6- 2			0- 0		0- 0		HOME		0- 2		1- 0		5- 0							
6- 4			0- 1		0- 0		AWAY		1- 0		0- 2		5- 1							
1- 3			0- 0		0- 0		NEUTRAL		0- 0		0- 2		1- 1							
5- 7			0- 1		0- 0		NON-CONFERENCE		0- 1		0- 4		5- 1							
3- 1			0- 0		0- 0		HOME		0- 1		0- 0		3- 0							
1- 3			0- 1		0- 0		AWAY		0- 0		0- 2		1- 0							
1- 3			0- 0		0- 0		NEUTRAL		0- 0		0- 2		1- 1							
8- 2			0- 0		0- 0		CONFERENCE		1- 1		1- 0		6- 1							
3- 1			0- 0		0- 0		HOME		0- 1		1- 0		2- 0							
5- 1			0- 0		0- 0		AWAY		1- 0		0- 0		4- 1							
0- 0			0- 0		0- 0		NEUTRAL		0- 0		0- 0		0- 0							
RPI	S	Opponent	Score		RPI	S	Opponent	Score		RPI	S	Opponent	Score		RPI	S	Opponent	Score		
13	A	Kansas	0 3							71	H	Central Ark.	0 3		103	A	Rice	0 3		
										81	H	Colorado	2 3		118	N	Arkansas St.	1 3		
										88	A	A&M-Corpus Christi	3 0		125	H	Northwestern St.	3 1		
															130	N	Pittsburgh	1 3		
															142	A	Texas St.	2 3		
															152	A	Stephen F. Austin	2 3		
															152	H	Stephen F. Austin	3 0		
															163	H	Oral Roberts	3 0		
															171	N	Mississippi St.	0 3		
															177	H	Houston Baptist	3 0		
															189	A	Nicholls St.	3 0		
															200	H	La.-Lafayette	3 2		
															224	N	Neb. Omaha	3 1		
															228	A	Lamar	3 1		
															264	A	McNeese St.	3 0		
															276	A	Southeastern La.	3 0		
															291	A	Tulane	3 0		
															292	H	Texas Southern	3 0		
					LAST 10 GAMES															
															228	A	Lamar	3 1		
															264	A	McNeese St.	3 0		
															177	H	Houston Baptist	3 0		
															125	H	Northwestern St.	3 1		
															152	H	Stephen F. Austin	3 0		
															71	H	Central Ark.	0 3		

Non-Div. I Games:

Sam Houston St.

[illegible]

Non-Div. I Games:

Arkansas St.

Average RPI Win: 207		WON-LOST	WINNING	LAST 10	STRENGTH OF		OPP. STRENGTH	TEAM	ADJ	CONF.	ADJ CONF.		
Average RPI Loss: 120		RECORD	PCT. RANK	GAMES	SCHEDULE		OF SCHEDULE	RPI	RPI	RPI	RPI		
DIV. I ONLY		18- 9	.66667	75	6- 4		151	199	115	.52861	119	15	15
DIV. I NON-CONF.		14- 5	.73684	66	2- 0		183	219	103	.54386	104	14	14
TOTALS		RPI 1-25	RPI 26-50		W-L RECORDS		RPI 51-100		RPI 101-150		RPI 150+		
18- 9	0- 0	0- 1		OVERALL		1- 3		3- 2		14- 3			
11- 3	0- 0	0- 1		HOME		1- 2		1- 0		9- 0			
3- 5	0- 0	0- 0		AWAY		0- 1		1- 1		2- 3			
4- 1	0- 0	0- 0		NEUTRAL		0- 0		1- 1		3- 0			
14- 5	0- 0	0- 0		NON-CONFERENCE		1- 3		2- 2		11- 0			
8- 2	0- 0	0- 0		HOME		1- 2		1- 0		6- 0			
2- 2	0- 0	0- 0		AWAY		0- 1		0- 1		2- 0			
4- 1	0- 0	0- 0		NEUTRAL		0- 0		1- 1		3- 0			
4- 4	0- 0	0- 1		CONFERENCE		0- 0		1- 0		3- 3			
3- 1	0- 0	0- 1		HOME		0- 0		0- 0		3- 0			
1- 3	0- 0	0- 0		AWAY		0- 0		1- 0		0- 3			
0- 0	0- 0	0- 0		NEUTRAL		0- 0		0- 0		0- 0			
RPI S	Opponent	Score	RPI S	Opponent	Score	RPI S	Opponent	Score	RPI S	Opponent	Score		
			33 H	Western Ky.	0 3	70 H	Baylor	3 0	118 A	Arkansas St.	3 0		
						88 H	A&M-Corpus Christi	0 3	121 N	Ball St.	3 0		
						91 A	Texas Tech	1 3	133 H	UMKC	3 0		
						92 H	Eastern Mich.	2 3	136 A	IUPUI	1 3		
									148 N	UMES	2 3		
									151 A	Troy	0 3		
									163 H	Oral Roberts	3 0		
									164 H	Middle Tenn.	3 0		
									169 A	South Ala.	1 3		
									173 A	UALR	2 3		
									177 H	Houston Baptist	3 0		
									193 H	Hofstra	3 0		
									200 H	La.-Lafayette	3 2		
									210 A	Texas-Arlington	3 2		
									228 H	Lamar	3 0		
									239 N	Georgia St.	3 0		
									248 H	La.-Monroe	3 0		
									258 N	UT Martin	3 1		
									285 N	Jackson St.	3 0		
									305 H	Prairie View	3 0		
									305 H	Prairie View	3 0		
									316 A	Alabama St.	3 0		
			LAST 10 GAMES										
			169 A	South Ala.	1 3	118 A	Arkansas St.	3 0					
			151 A	Troy	0 3	248 H	La.-Monroe	3 0					
			164 H	Middle Tenn.	3 0	200 H	La.-Lafayette	3 2					
			33 H	Western Ky.	0 3	70 H	Baylor	3 0					
			173 A	UALR	2 3	285 N	Jackson St.	3 0					

Non-Div. I Games:

North Texas

Average RPI Win: 237		WON-LOST	WINNING	LAST 10	STRENGTH OF		OPP. STRENGTH	TEAM	ADJ	CONF.	ADJ CONF.
Average RPI Loss: 68		RECORD	PCT. RANK	GAMES	SCHEDULE		OF SCHEDULE	RPI	RPI	RPI	RPI
DIV. I ONLY		14- 7	.66667	75	196		178	125	.52844	120	20
DIV. I NON-CONF.		7- 6	.53846	146	168		136	147	.50682	137	21
TOTALS		RPI 1-25	RPI 26-50		W-L RECORDS		RPI 51-100		RPI 101-150		RPI 150+
14- 7	0- 2	0- 1		OVERALL		1- 2		1- 2		12- 0	
6- 0	0- 0	0- 0		HOME		1- 0		0- 0		5- 0	
5- 4	0- 2	0- 0		AWAY		0- 1		0- 1		5- 0	
3- 3	0- 0	0- 1		NEUTRAL		0- 1		1- 1		2- 0	
7- 6	0- 2	0- 1		NON-CONFERENCE		0- 1		1- 2		6- 0	
3- 0	0- 0	0- 0		HOME		0- 0		0- 0		3- 0	
1- 3	0- 2	0- 0		AWAY		0- 0		0- 1		1- 0	
3- 3	0- 0	0- 1		NEUTRAL		0- 1		1- 1		2- 0	
7- 1	0- 0	0- 0		CONFERENCE		1- 1		0- 0		6- 0	
3- 0	0- 0	0- 0		HOME		1- 0		0- 0		2- 0	
4- 1	0- 0	0- 0		AWAY		0- 1		0- 0		4- 0	
0- 0	0- 0	0- 0		NEUTRAL		0- 0		0- 0		0- 0	
RPI S	Opponent	Score		RPI S	Opponent	Score		RPI S	Opponent	Score	
7 A	Louisville	1	3	44 N	Duke	1	3	82 H	Furman	3	2
20 A	Miami (FL)	1	3					85 A	Col. of Charleston	0	3
								97 N	Ole Miss	1	3
								108 A	Alabama	1	3
								112 N	Rutgers	2	3
								123 N	Marshall	3	0
								169 N	South Ala.	3	1
								214 N	Mercer	3	0
								229 A	UNC Greensboro	3	0
								239 A	Georgia St.	3	0
								241 A	Elon	3	1
								253 H	Western Caro.	3	0
								271 H	Appalachian St.	3	0
								277 A	Chattanooga	3	0
								288 H	Gardner-Webb	3	0
								296 A	Citadel	3	0
								303 H	Tennessee Tech	3	0
								330 H	Alcorn	3	0
LAST 10 GAMES											
				296 A	Citadel	3	0	277 A	Chattanooga	3	0
				85 A	Col. of Charleston	0	3	271 H	Appalachian St.	3	0
				241 A	Elon	3	1	253 H	Western Caro.	3	0
				229 A	UNC Greensboro	3	0	288 H	Gardner-Webb	3	0
				82 H	Furman	3	2	330 H	Alcorn	3	0

Non-Div. I Games: North Ala. 3 0

Samford

Average RPI Win: 187		WON-LOST	WINNING	LAST 10	STRENGTH OF		OPP. STRENGTH	TEAM	ADJ	CONF.	ADJ CONF.
Average RPI Loss: 80		RECORD	PCT. RANK	GAMES	SCHEDULE		OF SCHEDULE	RPI	RPI	RPI	RPI
DIV. I ONLY		10- 11	.47619	182	5- 5		78	120	126	.5275	121
DIV. I NON-CONF.		7- 6	.53846	146	2- 0		56	139	96	.55423	93
TOTALS		RPI 1-25	RPI 26-50		W-L RECORDS		RPI 51-100		RPI 101-150		RPI 150+
10- 11	0- 0	0- 1		OVERALL		1- 8		3- 2		6- 0	
8- 4	0- 0	0- 0		HOME		1- 4		2- 0		5- 0	
1- 4	0- 0	0- 0		AWAY		0- 3		1- 1		0- 0	
1- 3	0- 0	0- 1		NEUTRAL		0- 1		0- 1		1- 0	
7- 6	0- 0	0- 1		NON-CONFERENCE		1- 4		3- 1		3- 0	
5- 1	0- 0	0- 0		HOME		1- 1		2- 0		2- 0	
1- 2	0- 0	0- 0		AWAY		0- 2		1- 0		0- 0	
1- 3	0- 0	0- 1		NEUTRAL		0- 1		0- 1		1- 0	
3- 5	0- 0	0- 0		CONFERENCE		0- 4		0- 1		3- 0	
3- 3	0- 0	0- 0		HOME		0- 3		0- 0		3- 0	
0- 2	0- 0	0- 0		AWAY		0- 1		0- 1		0- 0	
0- 0	0- 0	0- 0		NEUTRAL		0- 0		0- 0		0- 0	
RPI S	Opponent	Score	RPI S	Opponent	Score	RPI S	Opponent	Score	RPI S	Opponent	Score
			29 N	Creighton	0 3	62 A	IPFW	1 3	113 H	Wyoming	3 1
						63 N	Tulsa	1 3	114 A	Northern Ill.	1 3
						73 A	Northern Colo.	1 3	119 N	North Texas	0 3
						77 H	VCU	1 3	130 H	Pittsburgh	3 0
						78 H	Ohio	0 3	136 A	IUPUI	3 0
						79 A	Western Mich.	1 3	183 H	Toledo	3 0
						89 H	Central Mich.	2 3	187 H	Akron	3 1
						92 H	Eastern Mich.	1 3	203 H	Kent St.	3 0
						95 H	Illinois St.	3 1	239 N	Georgia St.	3 0
									288 H	Gardner-Webb	3 0
									294 H	Wright St.	3 0
LAST 10 GAMES											
			78 H	Ohio	0 3	114 A	Northern Ill.	1 3			
			203 H	Kent St.	3 0	187 H	Akron	3 1			
			92 H	Eastern Mich.	1 3	183 H	Toledo	3 0			
			89 H	Central Mich.	2 3	113 H	Wyoming	3 1			
			79 A	Western Mich.	1 3	294 H	Wright St.	3 0			

Non-Div. I Games:

Ball St.

Average RPI Win: 214		WON-LOST	WINNING	LAST 10	STRENGTH OF	OPP. STRENGTH	TEAM	ADJ	CONF.	ADJ CONF.
Average RPI Loss: 45		RECORD	PCT. RANK	GAMES	SCHEDULE	OF SCHEDULE	RPI	RPI	RPI	RPI
DIV. I ONLY		10- 10	.5 164	2- 8	103	72	121	.52746 122	1	1
DIV. I NON-CONF.		10- 2	.83333 34	2- 0	283	194	115	.53422 113	1	1
TOTALS		RPI 1-25	RPI 26-50	W-L RECORDS	RPI 51-100	RPI 101-150	RPI 150+			
10- 10	0- 4	0- 1	OVERALL	0- 4	2- 1	8- 0				
3- 2	0- 2	0- 0	HOME	0- 0	0- 0	3- 0				
2- 7	0- 2	0- 1	AWAY	0- 3	1- 1	1- 0				
5- 1	0- 0	0- 0	NEUTRAL	0- 1	1- 0	4- 0				
10- 2	0- 0	0- 0	NON-CONFERENCE	0- 1	2- 1	8- 0				
3- 0	0- 0	0- 0	HOME	0- 0	0- 0	3- 0				
2- 1	0- 0	0- 0	AWAY	0- 0	1- 1	1- 0				
5- 1	0- 0	0- 0	NEUTRAL	0- 1	1- 0	4- 0				
0- 8	0- 4	0- 1	CONFERENCE	0- 3	0- 0	0- 0				
0- 2	0- 2	0- 0	HOME	0- 0	0- 0	0- 0				
0- 6	0- 2	0- 1	AWAY	0- 3	0- 0	0- 0				
0- 0	0- 0	0- 0	NEUTRAL	0- 0	0- 0	0- 0				
RPI S Opponent	Score	RPI S Opponent	Score	RPI S Opponent	Score	RPI S Opponent	Score			
5 A Oregon	0 3	27 A Oregon St.	1 3	51 A Arizona St.	1 3	127 N Cal St. Fullerton	3 1			
6 H UCLA	0 3			53 N Pacific	0 3	138 A Idaho	2 3			
8 A Washington	1 3			68 A Utah	1 3	150 A Air Force	3 1			
14 H Southern California	0 3			81 A Colorado	0 3	176 N CSU Bakersfield	3 1			
						176 N CSU Bakersfield	3 0			
						215 N Montana	3 0			
						219 A Nevada	3 0			
						222 H Seattle	3 0			
						243 H Weber St.	3 0			
						299 N Norfolk St.	3 0			
						316 H Alabama St.	3 0			
LAST 10 GAMES										
27 A Oregon St.	1 3	6 H UCLA	0 3							
5 A Oregon	0 3	51 A Arizona St.	1 3							
68 A Utah	1 3	8 A Washington	1 3							
81 A Colorado	0 3	150 A Air Force	3 1							
14 H Southern California	0 3	176 N CSU Bakersfield	3 1							

Non-Div. I Games:

Washington St.

Average RPI Win: 222		WON-LOST	WINNING	LAST 10	STRENGTH OF		OPP. STRENGTH	TEAM	ADJ	CONF.	ADJ CONF.
Average RPI Loss: 94		RECORD	PCT. RANK	GAMES	SCHEDULE		OF SCHEDULE	RPI	RPI	RPI	RPI
DIV. I ONLY		16- 6	.72727	49	250		166	120	.52506	123	21
DIV. I NON-CONF.		10- 4	.71429	73	139		149	88	.55444	92	17
TOTALS		RPI 1-25	RPI 26-50		W-L RECORDS		RPI 51-100		RPI 101-150		RPI 150+
16- 6	0- 1	0- 1		OVERALL		1- 1		2- 2		13- 1	
9- 0	0- 0	0- 0		HOME		1- 0		2- 0		6- 0	
3- 4	0- 1	0- 0		AWAY		0- 1		0- 1		3- 1	
4- 2	0- 0	0- 1		NEUTRAL		0- 0		0- 1		4- 0	
10- 4	0- 1	0- 1		NON-CONFERENCE		1- 0		1- 2		8- 0	
5- 0	0- 0	0- 0		HOME		1- 0		1- 0		3- 0	
1- 2	0- 1	0- 0		AWAY		0- 0		0- 1		1- 0	
4- 2	0- 0	0- 1		NEUTRAL		0- 0		0- 1		4- 0	
6- 2	0- 0	0- 0		CONFERENCE		0- 1		1- 0		5- 1	
4- 0	0- 0	0- 0		HOME		0- 0		1- 0		3- 0	
2- 2	0- 0	0- 0		AWAY		0- 1		0- 0		2- 1	
0- 0	0- 0	0- 0		NEUTRAL		0- 0		0- 0		0- 0	
RPI S	Opponent	Score		RPI S	Opponent	Score		RPI S	Opponent	Score	
7 A	Louisville	0 3		44 N	Duke	0 3		63 A	Tulsa	0 3	
								100 H	Morehead St.	3 2	

Non-Div. I Games:

Marshall

Average RPI Win:		203	WON-LOST RECORD		WINNING PCT. RANK		LAST 10 GAMES		STRENGTH OF SCHEDULE		OPP. STRENGTH OF SCHEDULE		TEAM RPI		ADJ RPI		CONF. RPI		ADJ CONF. RPI	
DIV. I ONLY			8- 12		.4 218		2- 8		50		85		123		.52339 124		2		2	
DIV. I NON-CONF.			8- 4		.66667 87		2- 0		116		239		104		.54009 110		2		2	
TOTALS		RPI 1-25		RPI 26-50		W-L RECORDS		RPI 51-100		RPI 101-150		RPI 150+								
8- 12		0- 4		0- 4		OVERALL		1- 1		1- 1		6- 2								
4- 6		0- 1		0- 3		HOME		1- 1		1- 1		2- 0								
1- 5		0- 3		0- 1		AWAY		0- 0		0- 0		1- 1								
3- 1		0- 0		0- 0		NEUTRAL		0- 0		0- 0		3- 1								
8- 4		0- 0		0- 1		NON-CONFERENCE		1- 0		1- 1		6- 2								
4- 2		0- 0		0- 1		HOME		1- 0		1- 1		2- 0								
1- 1		0- 0		0- 0		AWAY		0- 0		0- 0		1- 1								
3- 1		0- 0		0- 0		NEUTRAL		0- 0		0- 0		3- 1								
0- 8		0- 4		0- 3		CONFERENCE		0- 1		0- 0		0- 0								
0- 4		0- 1		0- 2		HOME		0- 1		0- 0		0- 0								
0- 4		0- 3		0- 1		AWAY		0- 0		0- 0		0- 0								
0- 0		0- 0		0- 0		NEUTRAL		0- 0		0- 0		0- 0								
RPI	S	Opponent		Score		RPI	S	Opponent		Score		RPI	S	Opponent		Score				
2	A	Penn St.		1	3	34	H	Illinois		1	3	58	H	Georgia Tech		3	1			
3	H	Nebraska		2	3	35	H	Northwestern		1	3	98	H	Iowa		1	3			
24	A	Michigan		1	3	45	A	Michigan St.		0	3									
25	A	Ohio St.		1	3	50	H	Bowling Green		1	3									

Non-Div. I Games:

Indiana

Average RPI Win:		240	WON-LOST		WINNING		LAST 10		STRENGTH OF		OPP. STRENGTH		TEAM		ADJ		CONF.		ADJ CONF.	
Average RPI Loss:		95	RECORD		PCT. RANK		GAMES		SCHEDULE		OF SCHEDULE		RPI		RPI		RPI		RPI	
DIV. I ONLY			14- 8		.63636		96		7- 3		161		190		124		.52287		125	
DIV. I NON-CONF.			8- 4		.66667		87		1- 0		251		201		141		.50443		143	
TOTALS		RPI 1-25		RPI 26-50		W-L RECORDS		RPI 51-100		RPI 101-150		RPI 150+								
14- 8		0- 1		0- 1		OVERALL		1- 3		0- 1		13- 2								
5- 1		0- 0		0- 0		HOME		1- 1		0- 0		4- 0								
3- 5		0- 0		0- 1		AWAY		0- 2		0- 1		3- 1								
6- 2		0- 1		0- 0		NEUTRAL		0- 0		0- 0		6- 1								
8- 4		0- 1		0- 1		NON-CONFERENCE		0- 1		0- 0		8- 1								
1- 0		0- 0		0- 0		HOME		0- 0		0- 0		1- 0								
1- 2		0- 0		0- 1		AWAY		0- 1		0- 0		1- 0								
6- 2		0- 1		0- 0		NEUTRAL		0- 0		0- 0		6- 1								
6- 4		0- 0		0- 0		CONFERENCE		1- 2		0- 1		5- 1								
4- 1		0- 0		0- 0		HOME		1- 1		0- 0		3- 0								
2- 3		0- 0		0- 0		AWAY		0- 1		0- 1		2- 1								
0- 0		0- 0		0- 0		NEUTRAL		0- 0		0- 0		0- 0								
RPI	S	Opponent		Score		RPI	S	Opponent		Score		RPI	S	Opponent		Score				
13	N	Kansas		0 3		26	A	Arkansas		1 3		71	H	Central Ark.		2 3				
												88	A	A&M-Corpus Christi		1 3				
												88	H	A&M-Corpus Christi		3 1				
												91	A	Texas Tech		1 3				
												117	A	Sam Houston St.		1 3				
												152	A	Stephen F. Austin		1 3				
												163	H	Oral Roberts		3 1				
												189	H	Nicholls St.		3 0				
												198	N	San Jose St.		0 3				
												210	A	Texas-Arlington		3 2				
												228	A	Lamar		3 2				
												258	N	UT Martin		3 1				
												264	A	McNeese St.		3 0				
												267	N	Tex.-Pan American		3 0				
												268	N	Southern Miss.		3 0				
												268	N	Southern Miss.		3 1				
												276	H	Southeastern La.		3 1				
												280	N	Robert Morris		3 0				
												290	N	Marist		3 1				
												309	H	Louisiana Tech		3 0				
LAST 10 GAMES																				
						189	H	Nicholls St.		3 0		71	H	Central Ark.		2 3				
						276	H	Southeastern La.		3 1		264	A	McNeese St.		3 0				
						117	A	Sam Houston St.		1 3		228	A	Lamar		3 2				
						88	A	A&M-Corpus Christi		1 3		88	H	A&M-Corpus Christi		3 1				
						163	H	Oral Roberts		3 1		268	N	Southern Miss.		3 1				

Non-Div. I Games:

Northwestern St.

Average RPI Win:		153	WON-LOST RECORD		WINNING PCT. RANK		LAST 10 GAMES		STRENGTH OF SCHEDULE		OPP. STRENGTH OF SCHEDULE		TEAM RPI		ADJ RPI		CONF. RPI		ADJ CONF. RPI	
DIV. I ONLY			6- 15		.28571 274		1- 9		20		68		122		.5226 126		5 5		5 5	
DIV. I NON-CONF.			6- 8		.42857 202		1- 2		21		98		93		.55048 98		5 5		5 5	
TOTALS		RPI 1-25		RPI 26-50		W-L RECORDS		RPI 51-100		RPI 101-150		RPI 150+								
6- 15		0- 4		0- 3		OVERALL		3- 5		0- 2		3- 1								
3- 4		0- 1		0- 1		HOME		2- 1		0- 1		1- 0								
0- 7		0- 3		0- 2		AWAY		0- 1		0- 1		0- 0								
3- 4		0- 0		0- 0		NEUTRAL		1- 3		0- 0		2- 1								
6- 8		0- 2		0- 0		NON-CONFERENCE		3- 4		0- 1		3- 1								
3- 1		0- 1		0- 0		HOME		2- 0		0- 0		1- 0								
0- 3		0- 1		0- 0		AWAY		0- 1		0- 1		0- 0								
3- 4		0- 0		0- 0		NEUTRAL		1- 3		0- 0		2- 1								
0- 7		0- 2		0- 3		CONFERENCE		0- 1		0- 1		0- 0								
0- 3		0- 0		0- 1		HOME		0- 1		0- 1		0- 0								
0- 4		0- 2		0- 2		AWAY		0- 0		0- 0		0- 0								
0- 0		0- 0		0- 0		NEUTRAL		0- 0		0- 0		0- 0								
RPI	S	Opponent		Score		RPI	S	Opponent		Score		RPI	S	Opponent		Score				
2	A	Penn St.		0	3	30	A	Pepperdine		1	3	56	A	New Mexico		0	3			
8	H	Washington		0	3	39	A	St. Mary's (CA)		0	3	57	H	San Francisco		0	3			
11	A	BYU		0	3	47	H	Santa Clara		1	3	66	N	UC Santa Barbara		3	2			
21	A	San Diego		1	3							68	N	Utah		0	3			
												75	H	Idaho St.		3	2			
												84	H	UNLV		3	2			
												93	N	Duquesne		1	3			
												94	N	Ga. Southern		1	3			
LAST 10 GAMES																				
		11 A BYU		0	3			39 A St. Mary's (CA)		0	3									
		57 H San Francisco		0	3			30 A Pepperdine		1	3									
		47 H Santa Clara		1	3			93 N Duquesne		1	3									
		21 A San Diego		1	3			255 N Eastern Ill.		3	2									
		146 H Gonzaga		1	3			2 A Penn St.		0	3									

Non-Div. I Games:

Portland

Average RPI Win:	198	WON-LOST RECORD	WINNING PCT. RANK	LAST 10 GAMES	STRENGTH OF SCHEDULE	OPP. STRENGTH OF SCHEDULE	TEAM RPI	ADJ RPI	CONF. RPI	ADJ CONF. RPI	
Average RPI Loss:	58										
DIV. I ONLY	10- 10	.5	164	5- 5	118	83	134	.52129	127	9	8
DIV. I NON-CONF.	6- 7	.46154	183	1- 2	162	74	161	.49541	152	7	7
<hr/>											
TOTALS	RPI 1-25	RPI 26-50		W-L RECORDS	RPI 51-100		RPI 101-150		RPI 150+		
10- 10	0- 1	0- 3		OVERALL	1- 5		2- 1		7- 0		
4- 5	0- 1	0- 2		HOME	1- 2		1- 0		2- 0		
3- 3	0- 0	0- 1		AWAY	0- 2		1- 0		2- 0		
3- 2	0- 0	0- 0		NEUTRAL	0- 1		0- 1		3- 0		
<hr/>											
6- 7	0- 0	0- 3		NON-CONFERENCE	0- 3		0- 1		6- 0		
2- 3	0- 0	0- 2		HOME	0- 1		0- 0		2- 0		
1- 2	0- 0	0- 1		AWAY	0- 1		0- 0		1- 0		
3- 2	0- 0	0- 0		NEUTRAL	0- 1		0- 1		3- 0		
<hr/>											
4- 3	0- 1	0- 0		CONFERENCE	1- 2		2- 0		1- 0		
2- 2	0- 1	0- 0		HOME	1- 1		1- 0		0- 0		
2- 1	0- 0	0- 0		AWAY	0- 1		1- 0		1- 0		
0- 0	0- 0	0- 0		NEUTRAL	0- 0		0- 0		0- 0		
<hr/>											
RPI S	Opponent	Score	RPI S	Opponent	Score	RPI S	Opponent	Score	RPI S	Opponent	Score
22 H	Hawaii	2 <div>3</div>	27 H	Oregon St.	0 <div>3</div>	51 N	Arizona	0 <div>3</div>	122 N	Washington St.	1 <div>3</div>
			30 A	Pepperdine	0 <div>3</div>	53 A	Pacific	2 <div>3</div>	131 H	UC Irvine	3 2
			47 H	Santa Clara	2 <div>3</div>	58 A	Georgia Tech	1 <div>3</div>	132 A	UC Davis	3 2
						64 H	Long Beach St.	3 1	166 N	SMU	3 0
						80 H	Cal St. Northridge	1 <div>3</div>	176 N	CSU Bakersfield	3 1
						87 H	San Diego St.	1 <div>3</div>	219 A	Nevada	3 1
									244 A	UC Riverside	3 1
									274 H	Brown	3 0
									283 H	Sacred Heart	3 0
									286 N	Charleston So.	3 0
<hr/>											
			LAST 10 GAMES								
			64 H	Long Beach St.	3 1	22 H	Hawaii	2 <div>3</div>			
			131 H	UC Irvine	3 2	80 H	Cal St. Northridge	1 <div>3</div>			
			244 A	UC Riverside	3 1	47 H	Santa Clara	2 <div>3</div>			
			132 A	UC Davis	3 2	27 H	Oregon St.	0 <div>3</div>			
			53 A	Pacific	2 <div>3</div>	274 H	Brown	3 0			

Non-Div. I Games:

Cal St. Fullerton

[illegible]

Non-Div. I Games:

Albany (NY)

Average RPI Win: 217		WON-LOST	WINNING	LAST 10	STRENGTH OF		OPP. STRENGTH	TEAM	ADJ	CONF.	ADJ CONF.
Average RPI Loss: 87		RECORD	PCT. RANK	GAMES	SCHEDULE		OF SCHEDULE	RPI	RPI	RPI	RPI
DIV. I ONLY		11- 6	.64706	94	5- 5		190	187	128	.51926	129
DIV. I NON-CONF.		6- 2	.75	60	0- 1		250	214	121	.527	120
TOTALS		RPI 1-25	RPI 26-50		W-L RECORDS		RPI 51-100		RPI 101-150		RPI 150+
11- 6	0- 0	0- 1		OVERALL		1- 4		1- 0		9- 1	
3- 2	0- 0	0- 0		HOME		1- 1		0- 0		2- 1	
4- 3	0- 0	0- 0		AWAY		0- 3		1- 0		3- 0	
4- 1	0- 0	0- 1		NEUTRAL		0- 0		0- 0		4- 0	
6- 2	0- 0	0- 1		NON-CONFERENCE		0- 1		0- 0		6- 0	
0- 0	0- 0	0- 0		HOME		0- 0		0- 0		0- 0	
2- 1	0- 0	0- 0		AWAY		0- 1		0- 0		2- 0	
4- 1	0- 0	0- 1		NEUTRAL		0- 0		0- 0		4- 0	
5- 4	0- 0	0- 0		CONFERENCE		1- 3		1- 0		3- 1	
3- 2	0- 0	0- 0		HOME		1- 1		0- 0		2- 1	
2- 2	0- 0	0- 0		AWAY		0- 2		1- 0		1- 0	
0- 0	0- 0	0- 0		NEUTRAL		0- 0		0- 0		0- 0	
RPI S	Opponent	Score	RPI S	Opponent	Score	RPI S	Opponent	Score	RPI S	Opponent	Score
			47 N	Santa Clara	2 3	65 H	Portland St.	1 3	139 A	North Dakota	3 2
						69 A	Northern Ariz.	0 3	187 A	Akron	3 1
						73 A	Northern Colo.	1 3	192 H	Sacramento St.	1 3
						75 H	Idaho St.	3 2	199 N	Western Ill.	3 2
						78 A	Ohio	0 3	207 A	Southern Utah	3 1
									223 N	Belmont	3 0
									236 N	Niagara	3 2
									243 H	Weber St.	3 0
									256 A	SIU Edwardsville	3 1
									301 H	Eastern Wash.	3 2
									322 N	Quinnipiac	3 0
LAST 10 GAMES											
			192 H	Sacramento St.	1 3	65 H	Portland St.	1 3			
			207 A	Southern Utah	3 1	301 H	Eastern Wash.	3 2			
			69 A	Northern Ariz.	0 3	73 A	Northern Colo.	1 3			
			243 H	Weber St.	3 0	139 A	North Dakota	3 2			
			75 H	Idaho St.	3 2	78 A	Ohio	0 3			

Non-Div. I Games:

Montana St.

Average RPI Win:		200	WON-LOST		WINNING		LAST 10		STRENGTH OF		OPP. STRENGTH		TEAM		ADJ		CONF.		ADJ CONF.				
Average RPI Loss:		81	RECORD		PCT. RANK		GAMES		SCHEDULE		OF SCHEDULE		RPI		RPI		RPI		RPI				
DIV. I ONLY			12- 10		.54545 140		3- 7		135		99		129		.51803 130		8		9				
DIV. I NON-CONF.			9- 5		.64286 99		0- 2		210		122		126		.52056 126		9		10				
TOTALS		RPI 1-25		RPI 26-50		W-L RECORDS		RPI 51-100		RPI 101-150		RPI 150+											
12- 10		0- 2		0- 2		OVERALL		0- 1		3- 4		9- 1											
4- 3		0- 1		0- 0		HOME		0- 0		0- 1		4- 1											
4- 5		0- 1		0- 1		AWAY		0- 1		2- 2		2- 0											
4- 2		0- 0		0- 1		NEUTRAL		0- 0		1- 1		3- 0											
9- 5		0- 1		0- 1		NON-CONFERENCE		0- 1		2- 2		7- 0											
3- 0		0- 0		0- 0		HOME		0- 0		0- 0		3- 0											
2- 3		0- 1		0- 0		AWAY		0- 1		1- 1		1- 0											
4- 2		0- 0		0- 1		NEUTRAL		0- 0		1- 1		3- 0											
3- 5		0- 1		0- 1		CONFERENCE		0- 0		1- 2		2- 1											
1- 3		0- 1		0- 0		HOME		0- 0		0- 1		1- 1											
2- 2		0- 0		0- 1		AWAY		0- 0		1- 1		1- 0											
0- 0		0- 0		0- 0		NEUTRAL		0- 0		0- 0		0- 0											
RPI	S	Opponent		Score		RPI	S	Opponent		Score		RPI	S	Opponent		Score							
7	H	Louisville		0 3		32	A	Marquette		1 3		93	A	Duquesne		0 3							
16	A	Purdue		0 3		43	N	UNI		0 3													
														102 H Cincinnati		0 3							
														104 A Seton Hall		1 3							
														110 A Cleveland St.		3 0							
														112 A Rutgers		3 2							
														113 N Wyoming		0 3							
														117 N Sam Houston St.		3 1							
														121 A Ball St.		0 3							
														154 N George Washington		3 1							
														167 H Butler		3 0							
														171 N Mississippi St.		3 1							
														179 H Villanova		1 3							
														204 A Syracuse		3 0							
														225 H Georgetown		3 1							
														234 H Coastal Caro.		3 0							
														291 A Tulane		3 1							
														294 N Wright St.		3 0							
														321 H Howard		3 0							
LAST 10 GAMES																							
179 H Villanova						1 3						102 H Cincinnati						0 3					
225 H Georgetown						3 1						112 A Rutgers						3 2					
204 A Syracuse						3 0						104 A Seton Hall						1 3					
32 A Marquette						1 3						93 A Duquesne						0 3					
7 H Louisville						0 3						113 N Wyoming						0 3					

Average RPI Win:		170	WON-LOST RECORD		WINNING PCT. RANK		LAST 10 GAMES		STRENGTH OF SCHEDULE		OPP. STRENGTH OF SCHEDULE		TEAM RPI		ADJ RPI		CONF. RPI		ADJ CONF. RPI				
Average RPI Loss:		72																					
DIV. I ONLY			9- 12		.42857 206		4- 6		81		59		130		.51765 131		9		8				
DIV. I NON-CONF.			5- 8		.38462 224		0- 2		60		52		124		.51982 127		7		7				
TOTALS		RPI 1-25		RPI 26-50		W-L RECORDS		RPI 51-100		RPI 101-150		RPI 150+											
9- 12		0- 3		0- 1		OVERALL		2- 4		1- 2		6- 2											
3- 4		0- 1		0- 0		HOME		1- 2		0- 1		2- 0											
2- 6		0- 2		0- 0		AWAY		1- 2		0- 1		1- 1											
4- 2		0- 0		0- 1		NEUTRAL		0- 0		1- 0		3- 1											
5- 8		0- 2		0- 1		NON-CONFERENCE		0- 3		1- 0		4- 2											
1- 2		0- 1		0- 0		HOME		0- 1		0- 0		1- 0											
0- 4		0- 1		0- 0		AWAY		0- 2		0- 0		0- 1											
4- 2		0- 0		0- 1		NEUTRAL		0- 0		1- 0		3- 1											
4- 4		0- 1		0- 0		CONFERENCE		2- 1		0- 2		2- 0											
2- 2		0- 0		0- 0		HOME		1- 1		0- 1		1- 0											
2- 2		0- 1		0- 0		AWAY		1- 0		0- 1		1- 0											
0- 0		0- 0		0- 0		NEUTRAL		0- 0		0- 0		0- 0											
RPI	S	Opponent		Score		RPI	S	Opponent		Score		RPI	S	Opponent		Score							
3	H	Nebraska		0	3	27	N	Oregon St.		1	3	51	A	Arizona		0	3	106	N	Oakland	3	0	
9	A	Kansas St.		0	3							51	H	Arizona St.		2	3	127	A	Cal St. Fullerton	2	3	
22	A	Hawaii		0	3							53	H	Pacific		0	3	132	H	UC Davis	0	3	
												59	A	Loyola Marymount		0	3	162	A	Boise St.	1	3	
												66	H	UC Santa Barbara		3	1	162	N	Boise St.	0	3	
												80	A	Cal St. Northridge		3	1	198	N	San Jose St.	3	1	
																		202	H	Cal Poly	3	0	
																		207	N	Southern Utah	3	0	
																		208	N	American	3	1	
																		220	H	Colgate	3	1	
																		244	A	UC Riverside	3	0	
						LAST 10 GAMES																	
						244	A	UC Riverside		3	0	22	A	Hawaii		0	3						
						127	A	Cal St. Fullerton		2	3	202	H	Cal Poly		3	0						
						132	H	UC Davis		0	3	66	H	UC Santa Barbara		3	1						
						53	H	Pacific		0	3	162	N	Boise St.		0	3						
						80	A	Cal St. Northridge		3	1	51	A	Arizona		0	3						

Non-Div. I Games:

UC Irvine

Average RPI Win:		158	WON-LOST RECORD		WINNING PCT. RANK		LAST 10 GAMES		STRENGTH OF SCHEDULE		OPP. STRENGTH OF SCHEDULE		TEAM RPI		ADJ RPI		CONF. RPI		ADJ CONF. RPI		
Average RPI Loss:		83																			
DIV. I ONLY			10- 10		.5 164		6- 4		131		69		135		.5176 132		9		8		
DIV. I NON-CONF.			6- 7		.46154 183		2- 1		73		69		120		.52783 118		7		7		
TOTALS		RPI 1-25		RPI 26-50		W-L RECORDS		RPI 51-100		RPI 101-150		RPI 150+									
10- 10		0- 1		0- 1		OVERALL		2- 5		2- 2		6- 1									
3- 6		0- 1		0- 1		HOME		1- 3		0- 1		2- 0									
3- 2		0- 0		0- 0		AWAY		0- 2		1- 0		2- 0									
4- 2		0- 0		0- 0		NEUTRAL		1- 0		1- 1		2- 1									
6- 7		0- 1		0- 1		NON-CONFERENCE		1- 3		1- 1		4- 1									
0- 4		0- 1		0- 1		HOME		0- 2		0- 0		0- 0									
2- 1		0- 0		0- 0		AWAY		0- 1		0- 0		2- 0									
4- 2		0- 0		0- 0		NEUTRAL		1- 0		1- 1		2- 1									
4- 3		0- 0		0- 0		CONFERENCE		1- 2		1- 1		2- 0									
3- 2		0- 0		0- 0		HOME		1- 1		0- 1		2- 0									
1- 1		0- 0		0- 0		AWAY		0- 1		1- 0		0- 0									
0- 0		0- 0		0- 0		NEUTRAL		0- 0		0- 0		0- 0									
RPI	S	Opponent		Score		RPI	S	Opponent		Score		RPI	S	Opponent		Score					
23	H	North Carolina		0	3	47	H	Santa Clara		2	3	53	H	Pacific		3	1	127	H Cal St. Fullerton	2	3
												57	H	San Francisco		1	3	131	A UC Irvine	3	0
												60	A	Fresno St.		0	3	137	N Utah Valley	3	2
												64	A	Long Beach St.		1	3	140	N Southeast Mo. St.	0	3
												66	H	UC Santa Barbara		1	3	164	A Middle Tenn.	3	2
												68	H	Utah		0	3	167	A Butler	3	0
												82	N	Furman		3	0	181	N UAB	1	3
																		192	N Sacramento St.	3	1
																		202	H Cal Poly	3	0
																		203	N Kent St.	3	0
																		244	H UC Riverside	3	2
LAST 10 GAMES																					
						202	H	Cal Poly		3	0	244	H	UC Riverside		3	2				
						66	H	UC Santa Barbara		1	3	53	H	Pacific		3	1				
						131	A	UC Irvine		3	0	140	N	Southeast Mo. St.		0	3				
						64	A	Long Beach St.		1	3	167	A	Butler		3	0				
						127	H	Cal St. Fullerton		2	3	203	N	Kent St.		3	0				

Non-Div. I Games:

UC Davis

Average RPI Win:		210	WON-LOST RECORD		WINNING PCT. RANK		LAST 10 GAMES		STRENGTH OF SCHEDULE		OPP. STRENGTH OF SCHEDULE		TEAM RPI		ADJ RPI		CONF. RPI		ADJ CONF. RPI	
DIV. I ONLY			14- 8		.63636 96		7- 3		158		204		127		.51756 133		12		12	
DIV. I NON-CONF.			7- 5		.58333 130		0- 0		224		237		168		.48343 172		13		13	
TOTALS		RPI 1-25		RPI 26-50		W-L RECORDS		RPI 51-100		RPI 101-150		RPI 150+								
14- 8		0- 1		0- 0		OVERALL		0- 1		4- 4		10- 2								
4- 1		0- 0		0- 0		HOME		0- 1		2- 0		2- 0								
4- 5		0- 1		0- 0		AWAY		0- 0		1- 4		3- 0								
6- 2		0- 0		0- 0		NEUTRAL		0- 0		1- 0		5- 2								
7- 5		0- 1		0- 0		NON-CONFERENCE		0- 0		1- 2		6- 2								
0- 0		0- 0		0- 0		HOME		0- 0		0- 0		0- 0								
1- 3		0- 1		0- 0		AWAY		0- 0		0- 2		1- 0								
6- 2		0- 0		0- 0		NEUTRAL		0- 0		1- 0		5- 2								
7- 3		0- 0		0- 0		CONFERENCE		0- 1		3- 2		4- 0								
4- 1		0- 0		0- 0		HOME		0- 1		2- 0		2- 0								
3- 2		0- 0		0- 0		AWAY		0- 0		1- 2		2- 0								
0- 0		0- 0		0- 0		NEUTRAL		0- 0		0- 0		0- 0								
RPI	S	Opponent		Score		RPI	S	Opponent		Score		RPI	S	Opponent		Score				
13	A	Kansas		0 3								62	H	IPFW		0 3				
												106	H	Oakland		3 2				
												113	A	Wyoming		0 3				
												119	A	North Texas		0 3				
												136	A	IUPUI		1 3				
												136	H	IUPUI		3 1				
												141	N	Fla. Gulf Coast		3 0				
												145	A	South Dakota St.		3 1				
												147	A	North Dakota St.		1 3				
												154	N	George Washington		3 2				
												177	N	Houston Baptist		0 3				
												190	A	South Dakota		3 2				
												199	A	Western Ill.		3 2				
												199	H	Western Ill.		3 0				
												224	H	Neb. Omaha		3 2				
												228	N	Lamar		3 1				
												231	N	Charlotte		2 3				
												288	A	Gardner-Webb		3 2				
												305	N	Prairie View		3 0				
												312	N	Delaware St.		3 1				
												319	N	Bethune-Cookman		3 0				
						LAST 10 GAMES														
						136	H	IUPUI		3	1	224	H	Neb. Omaha		3	2			
						199	H	Western Ill.		3	0	62	H	IPFW		0	3			
						147	A	North Dakota St.		1	3	106	H	Oakland		3	2			
						145	A	South Dakota St.		3	1	199	A	Western Ill.		3	2			
						190	A	South Dakota		3	2	136	A	IUPUI		1	3			

Non-Div. I Games:

UMKC

Average RPI Win: 200		WON-LOST RECORD	WINNING PCT. RANK		LAST 10 GAMES	STRENGTH OF SCHEDULE	OPP. STRENGTH OF SCHEDULE	TEAM RPI	ADJ RPI	CONF. RPI	ADJ CONF. RPI			
Average RPI Loss: 124														
DIV. I ONLY		12- 7	.63158	99	6- 4	186	177	133	.51431	134	17	17		
DIV. I NON-CONF.		7- 3	.7	78	1- 0	145	156	99	.54571	100	16	16		
<hr/>														
TOTALS		RPI 1-25		RPI 26-50		W-L RECORDS		RPI 51-100		RPI 101-150		RPI 150+		
12- 7		0- 0		0- 0		OVERALL		0- 2		1- 3		11- 2		
8- 2		0- 0		0- 0		HOME		0- 0		1- 2		7- 0		
3- 4		0- 0		0- 0		AWAY		0- 1		0- 1		3- 2		
1- 1		0- 0		0- 0		NEUTRAL		0- 1		0- 0		1- 0		
7- 3		0- 0		0- 0		NON-CONFERENCE		0- 1		0- 1		7- 1		
4- 1		0- 0		0- 0		HOME		0- 0		0- 1		4- 0		
2- 1		0- 0		0- 0		AWAY		0- 0		0- 0		2- 1		
1- 1		0- 0		0- 0		NEUTRAL		0- 1		0- 0		1- 0		
5- 4		0- 0		0- 0		CONFERENCE		0- 1		1- 2		4- 1		
4- 1		0- 0		0- 0		HOME		0- 0		1- 1		3- 0		
1- 3		0- 0		0- 0		AWAY		0- 1		0- 1		1- 1		
0- 0		0- 0		0- 0		NEUTRAL		0- 0		0- 0		0- 0		
RPI	S	Opponent	Score	RPI	S	Opponent	Score	RPI	S	Opponent	Score			
								82	N	Furman	0	3		
								96	A	New Mexico St.	0	3		
										103	H	Rice	1	3
										109	H	Utah St.	1	3
										138	A	Idaho	1	3
										142	H	Texas St.	3	0
										159	H	UTEP	3	2
										160	A	Denver	1	3
										164	A	Middle Tenn.	3	1
										177	A	Houston Baptist	0	3
										177	H	Houston Baptist	3	0
										181	N	UAB	3	2
										186	A	Houston	3	1
										198	H	San Jose St.	3	1
										210	H	Texas-Arlington	3	0
										222	A	Seattle	3	1
										223	H	Belmont	3	1
										223	H	Belmont	3	0
										309	H	Louisiana Tech	3	0
				LAST 10 GAMES										
										160	A	Denver	1	3
										96	A	New Mexico St.	0	3
										210	H	Texas-Arlington	3	0
										309	H	Louisiana Tech	3	0
										138	A	Idaho	1	3
										222	A	Seattle	3	1
										142	H	Texas St.	3	0
										177	H	Houston Baptist	3	0
										198	H	San Jose St.	3	1
										109	H	Utah St.	1	3

Non-Div. I Games:

UTSA

Average RPI Win:	208	WON-LOST	WINNING	LAST 10	STRENGTH OF	OPP. STRENGTH	TEAM	ADJ	CONF.	ADJ CONF.	
Average RPI Loss:	116	RECORD	PCT. RANK	GAMES	SCHEDULE	OF SCHEDULE	RPI	RPI	RPI	RPI	
DIV. I ONLY	13- 9	.59091	121	7- 3	159	197	140	.51406	135	18	18
DIV. I NON-CONF.	8- 7	.53333	149	2- 1	171	180	153	.50088	147	19	19
<hr/>											
TOTALS	RPI 1-25	RPI 26-50		W-L RECORDS	RPI 51-100		RPI 101-150		RPI 150+		
13- 9	0- 0	0- 1		OVERALL	1- 3		2- 3		10- 2		
2- 2	0- 0	0- 0		HOME	1- 0		0- 2		1- 0		
5- 4	0- 0	0- 0		AWAY	0- 2		1- 0		4- 2		
6- 3	0- 0	0- 1		NEUTRAL	0- 1		1- 1		5- 0		
<hr/>											
8- 7	0- 0	0- 1		NON-CONFERENCE	1- 3		2- 2		5- 1		
1- 1	0- 0	0- 0		HOME	1- 0		0- 1		0- 0		
1- 3	0- 0	0- 0		AWAY	0- 2		1- 0		0- 1		
6- 3	0- 0	0- 1		NEUTRAL	0- 1		1- 1		5- 0		
<hr/>											
5- 2	0- 0	0- 0		CONFERENCE	0- 0		0- 1		5- 1		
1- 1	0- 0	0- 0		HOME	0- 0		0- 1		1- 0		
4- 1	0- 0	0- 0		AWAY	0- 0		0- 0		4- 1		
0- 0	0- 0	0- 0		NEUTRAL	0- 0		0- 0		0- 0		
<hr/>											
RPI S	Opponent	Score	RPI S	Opponent	Score	RPI S	Opponent	Score	RPI S	Opponent	Score
			48 N	Missouri	0 3	76 N	Southern Ill.	0 3	110 H	Cleveland St.	2 3
						95 H	Illinois St.	3 1	124 A	Indiana	3 2
						98 A	Iowa	1 3	140 N	Southeast Mo. St.	1 3
						100 A	Morehead St.	2 3	145 H	South Dakota St.	1 3
									145 N	South Dakota St.	3 2
									153 A	Saint Louis	1 3
									156 A	Loyola Chicago	3 1
									169 N	South Ala.	3 1
									174 A	Ill.-Chicago	1 3
									175 A	Milwaukee	3 2
									180 A	Green Bay	3 0
									205 H	Youngstown St.	3 1
									238 N	Miami (OH)	3 0
									277 N	Chattanooga	3 0
									294 A	Wright St.	3 2
									317 N	Chicago St.	3 0
									325 N	Savannah St.	3 0
<hr/>											
			LAST 10 GAMES								
			175 A	Milwaukee	3 2	145 H	South Dakota St.	1 3			
			180 A	Green Bay	3 0	156 A	Loyola Chicago	3 1			
			205 H	Youngstown St.	3 1	174 A	Ill.-Chicago	1 3			
			110 H	Cleveland St.	2 3	238 N	Miami (OH)	3 0			
			294 A	Wright St.	3 2	277 N	Chattanooga	3 0			

Non-Div. I Games:

Valparaiso

Average RPI Win: 216		WON-LOST	WINNING	LAST 10	STRENGTH OF		OPP. STRENGTH	TEAM	ADJ	CONF.	ADJ CONF.
Average RPI Loss: 96		RECORD	PCT. RANK	GAMES	SCHEDULE		OF SCHEDULE	RPI	RPI	RPI	RPI
DIV. I ONLY		14- 8	.63636	96	7- 3		217	151	139	.51229	136
DIV. I NON-CONF.		7- 5	.58333	130	1- 0		289	146	204	.47003	198
TOTALS		RPI 1-25	RPI 26-50		W-L RECORDS		RPI 51-100		RPI 101-150		RPI 150+
14- 8	0- 1	0- 1		OVERALL		0- 1		4- 4		10- 1	
6- 2	0- 0	0- 0		HOME		0- 0		2- 1		4- 1	
5- 5	0- 0	0- 1		AWAY		0- 1		2- 3		3- 0	
3- 1	0- 1	0- 0		NEUTRAL		0- 0		0- 0		3- 0	
7- 5	0- 1	0- 1		NON-CONFERENCE		0- 0		1- 2		6- 1	
3- 2	0- 0	0- 0		HOME		0- 0		1- 1		2- 1	
1- 2	0- 0	0- 1		AWAY		0- 0		0- 1		1- 0	
3- 1	0- 1	0- 0		NEUTRAL		0- 0		0- 0		3- 0	
7- 3	0- 0	0- 0		CONFERENCE		0- 1		3- 2		4- 0	
3- 0	0- 0	0- 0		HOME		0- 0		1- 0		2- 0	
4- 3	0- 0	0- 0		AWAY		0- 1		2- 2		2- 0	
0- 0	0- 0	0- 0		NEUTRAL		0- 0		0- 0		0- 0	
RPI S	Opponent	Score		RPI S	Opponent	Score		RPI S	Opponent	Score	
25 N	Ohio St.	1	3	33 A	Western Ky.	0	3	62 A	IPFW	1	3
								106 A	Oakland	0	3
								119 H	North Texas	3	1
								121 H	Ball St.	0	3
								123 A	Marshall	2	3
								133 A	UMKC	1	3
								133 H	UMKC	3	1
								145 A	South Dakota St.	3	2
								147 A	North Dakota St.	3	1
								167 H	Butler	2	3
								190 A	South Dakota	3	1
								190 H	South Dakota	3	1
								199 A	Western Ill.	3	0
								224 H	Neb. Omaha	3	0
								238 N	Miami (OH)	3	1
								239 H	Georgia St.	3	0
								289 H	Indiana St.	3	0
								294 N	Wright St.	3	0
								303 N	Tennessee Tech	3	0
								317 A	Chicago St.	3	0
LAST 10 GAMES											
				133 A	UMKC	1	3	224 H	Neb. Omaha	3	0
				190 A	South Dakota	3	1	147 A	North Dakota St.	3	1
				317 A	Chicago St.	3	0	145 A	South Dakota St.	3	2
				199 A	Western Ill.	3	0	62 A	IPFW	1	3
				106 A	Oakland	0	3	190 H	South Dakota	3	1

Non-Div. I Games:

IUPUI

Average RPI Win:	179	WON-LOST	WINNING	LAST 10	STRENGTH OF	OPP. STRENGTH	TEAM	ADJ	CONF.	ADJ CONF.	
Average RPI Loss:	133	RECORD	PCT. RANK	GAMES	SCHEDULE	OF SCHEDULE	RPI	RPI	RPI	RPI	
DIV. I ONLY	11- 7	.61111	112	7- 3	174	154	132	.5116	137	25	25
DIV. I NON-CONF.	8- 7	.53333	149	4- 3	185	105	148	.49446	154	25	25
<hr/>											
TOTALS	RPI 1-25	RPI 26-50		W-L RECORDS	RPI 51-100		RPI 101-150		RPI 150+		
11- 7	0- 0	0- 0		OVERALL	2- 3		2- 1		7- 3		
2- 0	0- 0	0- 0		HOME	0- 0		0- 0		2- 0		
4- 5	0- 0	0- 0		AWAY	1- 3		1- 0		2- 2		
5- 2	0- 0	0- 0		NEUTRAL	1- 0		1- 1		3- 1		
<hr/>											
8- 7	0- 0	0- 0		NON-CONFERENCE	2- 3		2- 1		4- 3		
1- 0	0- 0	0- 0		HOME	0- 0		0- 0		1- 0		
2- 5	0- 0	0- 0		AWAY	1- 3		1- 0		0- 2		
5- 2	0- 0	0- 0		NEUTRAL	1- 0		1- 1		3- 1		
<hr/>											
3- 0	0- 0	0- 0		CONFERENCE	0- 0		0- 0		3- 0		
1- 0	0- 0	0- 0		HOME	0- 0		0- 0		1- 0		
2- 0	0- 0	0- 0		AWAY	0- 0		0- 0		2- 0		
0- 0	0- 0	0- 0		NEUTRAL	0- 0		0- 0		0- 0		
<hr/>											
RPI S	Opponent	Score	RPI S	Opponent	Score	RPI S	Opponent	Score	RPI S	Opponent	Score
						51 A	Arizona	0 3	109 A	Utah St.	3 2
						60 A	Fresno St.	3 2	132 N	UC Davis	2 3
						68 A	Utah	0 3	148 N	UMES	3 0
						80 N	Cal St. Northridge	3 1	176 A	CSU Bakersfield	2 3
						84 A	UNLV	1 3	177 A	Houston Baptist	3 2
									192 N	Sacramento St.	3 0
									202 N	Cal Poly	3 1
									207 A	Southern Utah	0 3
									213 N	Evansville	1 3
									219 N	Nevada	3 1
									243 H	Weber St.	3 0
									267 A	Tex.-Pan American	3 2
									269 H	NJIT	3 2
<hr/>											
			LAST 10 GAMES								
			269 H	NJIT	3 2	176 A	CSU Bakersfield	2 3			
			109 A	Utah St.	3 2	148 N	UMES	3 0			
			177 A	Houston Baptist	3 2	207 A	Southern Utah	0 3			
			267 A	Tex.-Pan American	3 2	202 N	Cal Poly	3 1			
			84 A	UNLV	1 3	219 N	Nevada	3 1			

Non-Div. I Games:

Utah Valley

Average RPI Win: 180		WON-LOST RECORD		WINNING PCT. RANK		LAST 10 GAMES		STRENGTH OF SCHEDULE		OPP. STRENGTH OF SCHEDULE		TEAM RPI		ADJ RPI		CONF. RPI		ADJ CONF. RPI	
Average RPI Loss: 90																			
DIV. I ONLY		9- 10		.47368 188		7- 3		110		102		141		.50956 138		17		17	
DIV. I NON-CONF.		2- 8		.2 285		0- 1		66		35		200		.47285 194		16		16	
TOTALS		RPI 1-25		RPI 26-50		W-L RECORDS		RPI 51-100		RPI 101-150		RPI 150+							
9- 10		0- 2		0- 0		OVERALL		0- 6		4- 0		5- 2							
5- 2		0- 0		0- 0		HOME		0- 2		3- 0		2- 0							
4- 5		0- 1		0- 0		AWAY		0- 2		1- 0		3- 2							
0- 3		0- 1		0- 0		NEUTRAL		0- 2		0- 0		0- 0							
2- 8		0- 2		0- 0		NON-CONFERENCE		0- 5		1- 0		1- 1							
2- 1		0- 0		0- 0		HOME		0- 1		1- 0		1- 0							
0- 4		0- 1		0- 0		AWAY		0- 2		0- 0		0- 1							
0- 3		0- 1		0- 0		NEUTRAL		0- 2		0- 0		0- 0							
7- 2		0- 0		0- 0		CONFERENCE		0- 1		3- 0		4- 1							
3- 1		0- 0		0- 0		HOME		0- 1		2- 0		1- 0							
4- 1		0- 0		0- 0		AWAY		0- 0		1- 0		3- 1							
0- 0		0- 0		0- 0		NEUTRAL		0- 0		0- 0		0- 0							
RPI S	Opponent	Score		RPI S	Opponent	Score		RPI S	Opponent	Score		RPI S	Opponent	Score					
6 N	UCLA	0	3					53 H	Pacific	2	3	109 A	Utah St.	3	0				
22 A	Hawaii	0	3					66 A	UC Santa Barbara	2	3	122 H	Washington St.	3	2				
								80 A	Cal St. Northridge	1	3	134 H	UTSA	3	1				
								86 N	Northeastern	1	3	142 H	Texas St.	3	2				
								87 N	San Diego St.	2	3	160 H	Denver	3	0				
								96 H	New Mexico St.	2	3	198 A	San Jose St.	0	3				
												202 A	Cal Poly	2	3				
												210 A	Texas-Arlington	3	1				
												215 H	Montana	3	1				
												222 A	Seattle	3	2				
												309 A	Louisiana Tech	3	0				
				LAST 10 GAMES															
				309 A	Louisiana Tech	3	0	109 A	Utah St.	3	0								
				210 A	Texas-Arlington	3	1	198 A	San Jose St.	0	3								
				222 A	Seattle	3	2	96 H	New Mexico St.	2	3								
				134 H	UTSA	3	1	160 H	Denver	3	0								
				142 H	Texas St.	3	2	87 N	San Diego St.	2	3								

Non-Div. I Games:

Idaho

Average RPI Win: 211		WON-LOST	WINNING	LAST 10	STRENGTH OF		OPP. STRENGTH	TEAM	ADJ	CONF.	ADJ CONF.
Average RPI Loss: 86		RECORD	PCT. RANK	GAMES	SCHEDULE		OF SCHEDULE	RPI	RPI	RPI	RPI
DIV. I ONLY		10- 11	.47619 182	6- 4	122		121	151	.50919 139	14	13
DIV. I NON-CONF.		5- 6	.45455 186	1- 0	90		84	131	.51831 128	12	12
TOTALS		RPI 1-25	RPI 26-50	W-L RECORDS	RPI 51-100		RPI 101-150	RPI 150+			
10- 11	0- 1		0- 1	OVERALL	0- 5		2- 3	8- 1			
5- 4	0- 0		0- 0	HOME	0- 2		0- 1	5- 1			
3- 5	0- 0		0- 1	AWAY	0- 3		1- 1	2- 0			
2- 2	0- 1		0- 0	NEUTRAL	0- 0		1- 1	1- 0			
5- 6	0- 1		0- 1	NON-CONFERENCE	0- 1		2- 2	3- 1			
2- 1	0- 0		0- 0	HOME	0- 0		0- 0	2- 1			
1- 3	0- 0		0- 1	AWAY	0- 1		1- 1	0- 0			
2- 2	0- 1		0- 0	NEUTRAL	0- 0		1- 1	1- 0			
5- 5	0- 0		0- 0	CONFERENCE	0- 4		0- 1	5- 0			
3- 3	0- 0		0- 0	HOME	0- 2		0- 1	3- 0			
2- 2	0- 0		0- 0	AWAY	0- 2		0- 0	2- 0			
0- 0	0- 0		0- 0	NEUTRAL	0- 0		0- 0	0- 0			
RPI S	Opponent	Score	RPI S	Opponent	Score	RPI S	Opponent	Score	RPI S	Opponent	Score
14 N	Southern California	0 3	28 A	Texas A&M	0 3	65 A	Portland St.	0 3	103 N	Rice	1 3
						69 H	Northern Ariz.	0 3	129 H	Montana St.	2 3
						73 H	Northern Colo.	2 3	142 N	Texas St.	3 1
						75 A	Idaho St.	1 3	145 A	South Dakota St.	0 3
						97 A	Ole Miss	1 3	147 A	North Dakota St.	3 0
									152 H	Stephen F. Austin	1 3
									180 H	Green Bay	3 0
									190 H	South Dakota	3 0
									192 H	Sacramento St.	3 1
									207 H	Southern Utah	3 0
									215 H	Montana	3 0
									243 A	Weber St.	3 2
									295 N	Alabama A&M	3 0
									301 A	Eastern Wash.	3 1
LAST 10 GAMES											
						69 H	Northern Ariz.	0 3	73 H	Northern Colo.	2 3
						207 H	Southern Utah	3 0	192 H	Sacramento St.	3 1
						147 A	North Dakota St.	3 0	75 A	Idaho St.	1 3
						65 A	Portland St.	0 3	243 A	Weber St.	3 2
						301 A	Eastern Wash.	3 1	215 H	Montana	3 0

Non-Div. I Games:

North Dakota

Average RPI Win: 213		WON-LOST	WINNING	LAST 10	STRENGTH OF		OPP. STRENGTH	TEAM	ADJ	CONF.	ADJ CONF.
Average RPI Loss: 130		RECORD	PCT. RANK	GAMES	SCHEDULE		OF SCHEDULE	RPI	RPI	RPI	RPI
DIV. I ONLY		16- 7	.69565	63	265		182	143	.50904	140	24
DIV. I NON-CONF.		8- 7	.53333	149	237		127	178	.48208	175	23
<hr/>											
TOTALS		RPI 1-25	RPI 26-50		W-L RECORDS		RPI 51-100		RPI 101-150		RPI 150+
16- 7		0- 0	0- 0		OVERALL		1- 2		3- 2		12- 3
5- 1		0- 0	0- 0		HOME		0- 0		0- 1		5- 0
4- 4		0- 0	0- 0		AWAY		1- 1		0- 0		3- 3
7- 2		0- 0	0- 0		NEUTRAL		0- 1		3- 1		4- 0
8- 7		0- 0	0- 0		NON-CONFERENCE		1- 2		3- 2		4- 3
0- 1		0- 0	0- 0		HOME		0- 0		0- 1		0- 0
1- 4		0- 0	0- 0		AWAY		1- 1		0- 0		0- 3
7- 2		0- 0	0- 0		NEUTRAL		0- 1		3- 1		4- 0
8- 0		0- 0	0- 0		CONFERENCE		0- 0		0- 0		8- 0
5- 0		0- 0	0- 0		HOME		0- 0		0- 0		5- 0
3- 0		0- 0	0- 0		AWAY		0- 0		0- 0		3- 0
0- 0		0- 0	0- 0		NEUTRAL		0- 0		0- 0		0- 0
RPI	S	Opponent	Score	RPI	S	Opponent	Score	RPI	S	Opponent	Score

Non-Div. I Games:

Southeast Mo. St.

Average RPI Win:		221	WON-LOST RECORD		WINNING PCT. RANK	LAST 10 GAMES		STRENGTH OF SCHEDULE		OPP. STRENGTH OF SCHEDULE	TEAM RPI	ADJ RPI	CONF. RPI	ADJ CONF. RPI									
Average RPI Loss:		128																					
DIV. I ONLY			14- 7		.66667	75		214		212	136	.50893	141	22	22								
DIV. I NON-CONF.			5- 7		.41667	208		256		164	237	.43732	237	24	24								
TOTALS		RPI 1-25		RPI 26-50		W-L RECORDS		RPI 51-100		RPI 101-150		RPI 150+											
14- 7		0- 1		0- 0		OVERALL		0- 1		2- 3		12- 2											
4- 0		0- 0		0- 0		HOME		0- 0		1- 0		3- 0											
6- 4		0- 1		0- 0		AWAY		0- 0		1- 2		5- 1											
4- 3		0- 0		0- 0		NEUTRAL		0- 1		0- 1		4- 1											
5- 7		0- 1		0- 0		NON-CONFERENCE		0- 1		0- 3		5- 2											
1- 0		0- 0		0- 0		HOME		0- 0		0- 0		1- 0											
0- 4		0- 1		0- 0		AWAY		0- 0		0- 2		0- 1											
4- 3		0- 0		0- 0		NEUTRAL		0- 1		0- 1		4- 1											
9- 0		0- 0		0- 0		CONFERENCE		0- 0		2- 0		7- 0											
3- 0		0- 0		0- 0		HOME		0- 0		1- 0		2- 0											
6- 0		0- 0		0- 0		AWAY		0- 0		1- 0		5- 0											
0- 0		0- 0		0- 0		NEUTRAL		0- 0		0- 0		0- 0											
RPI	S	Opponent		Score		RPI	S	Opponent		Score		RPI	S	Opponent		Score							
12	A	Florida		0 3								95	N	Illinois St.		0 3							
														105 A South Fla.		1 3							
														113 A Wyoming		0 3							
														116 A Lipscomb		3 0							
														133 N UMKC		0 3							
														144 H East Tenn. St.		3 0							
														154 N George Washington		3 0							
														161 A Northern Ky.		3 1							
														183 A Toledo		1 3							
														185 A Kennesaw St.		3 0							
														197 N FIU		3 2							
														201 H North Florida		3 0							
														214 A Mercer		3 2							
														237 N Florida A&M		3 1							
														252 N Memphis		0 3							
														254 A Jacksonville		3 0							
														278 H USC Upstate		3 0							
														315 A Stetson		3 0							
														319 H Bethune-Cookman		3 1							
														319 N Bethune-Cookman		3 0							
						LAST 10 GAMES																	
						161 A Northern Ky.						278 H USC Upstate						3 0					
						116 A Lipscomb						144 H East Tenn. St.						3 0					
						319 H Bethune-Cookman						201 H North Florida						3 0					
						315 A Stetson						214 A Mercer						3 2					
						254 A Jacksonville						185 A Kennesaw St.						3 0					






















Non-Div. I Games:

Fla. Gulf Coast

Average RPI Win:		213	WON-LOST RECORD		WINNING PCT. RANK		LAST 10 GAMES		STRENGTH OF SCHEDULE		OPP. STRENGTH OF SCHEDULE		TEAM RPI		ADJ RPI		CONF. RPI		ADJ CONF. RPI				
DIV. I ONLY			10- 10		.5 164		5- 5		121		153		145		.50777 142		17		17				
DIV. I NON-CONF.			5- 6		.45455 186		0- 1		72		93		123		.52351 123		16		16				
TOTALS		RPI 1-25		RPI 26-50		W-L RECORDS		RPI 51-100		RPI 101-150		RPI 150+											
10- 10		0- 1		0- 3		OVERALL		1- 1		1- 4		8- 1											
4- 1		0- 0		0- 0		HOME		0- 0		1- 1		3- 0											
4- 5		0- 0		0- 1		AWAY		1- 1		0- 2		3- 1											
2- 4		0- 1		0- 2		NEUTRAL		0- 0		0- 1		2- 0											
5- 6		0- 1		0- 3		NON-CONFERENCE		0- 1		1- 1		4- 0											
1- 0		0- 0		0- 0		HOME		0- 0		1- 0		0- 0											
2- 2		0- 0		0- 1		AWAY		0- 1		0- 0		2- 0											
2- 4		0- 1		0- 2		NEUTRAL		0- 0		0- 1		2- 0											
5- 4		0- 0		0- 0		CONFERENCE		1- 0		0- 3		4- 1											
3- 1		0- 0		0- 0		HOME		0- 0		0- 1		3- 0											
2- 3		0- 0		0- 0		AWAY		1- 0		0- 2		1- 1											
0- 0		0- 0		0- 0		NEUTRAL		0- 0		0- 0		0- 0											
RPI	S	Opponent		Score		RPI	S	Opponent		Score		RPI	S	Opponent		Score							
14	N	Southern California		0 3		28	A	Texas A&M		0 3		70	A	Baylor		0 3		109	H	Utah St.		0 3	
						36	N	Wichita St.		0 3		96	A	New Mexico St.		3 2		117	H	Sam Houston St.		3 2	
						49	N	Auburn		0 3								134	A	UTSA		0 3	
																		138	A	Idaho		2 3	
																		139	N	North Dakota		1 3	
																		160	A	Denver		1 3	
																		166	A	SMU		3 0	
																		198	H	San Jose St.		3 1	
																		210	H	Texas-Arlington		3 1	
																		222	A	Seattle		3 0	
																		228	A	Lamar		3 0	
																		291	N	Tulane		3 0	
																		297	N	South Carolina St.		3 0	
																		309	H	Louisiana Tech		3 0	
						LAST 10 GAMES																	
						96	A	New Mexico St.		3 2		138	A	Idaho		2 3							
						160	A	Denver		1 3		134	A	UTSA		0 3							
						309	H	Louisiana Tech		3 0		109	H	Utah St.		0 3							
						210	H	Texas-Arlington		3 1		198	H	San Jose St.		3 1							
						222	A	Seattle		3 0		36	N	Wichita St.		0 3							

Non-Div. I Games:

Texas St.

Average RPI Win: 229		WON-LOST	WINNING	LAST 10	STRENGTH OF		OPP. STRENGTH	TEAM	ADJ	CONF.	ADJ CONF.
Average RPI Loss: 72		RECORD	PCT. RANK	GAMES	SCHEDULE		OF SCHEDULE	RPI	RPI	RPI	RPI
DIV. I ONLY		7- 13	.35	249	2- 8		48	107	142	.5053	143
DIV. I NON-CONF.		6- 6	.5	157	1- 1		127	198	149	.49445	155
TOTALS		RPI 1-25	RPI 26-50		W-L RECORDS		RPI 51-100		RPI 101-150		RPI 150+
7- 13	0- 4	0- 3		OVERALL		1- 3		0- 1		6- 2	
7- 4	0- 0	0- 0		HOME		1- 3		0- 1		6- 0	
0- 6	0- 3	0- 2		AWAY		0- 0		0- 0		0- 1	
0- 3	0- 1	0- 1		NEUTRAL		0- 0		0- 0		0- 1	
6- 6	0- 1	0- 2		NON-CONFERENCE		0- 1		0- 0		6- 2	
6- 1	0- 0	0- 0		HOME		0- 1		0- 0		6- 0	
0- 2	0- 0	0- 1		AWAY		0- 0		0- 0		0- 1	
0- 3	0- 1	0- 1		NEUTRAL		0- 0		0- 0		0- 1	
1- 7	0- 3	0- 1		CONFERENCE		1- 2		0- 1		0- 0	
1- 3	0- 0	0- 0		HOME		1- 2		0- 1		0- 0	
0- 4	0- 3	0- 1		AWAY		0- 0		0- 0		0- 0	
0- 0	0- 0	0- 0		NEUTRAL		0- 0		0- 0		0- 0	
RPI S	Opponent	Score	RPI S	Opponent	Score	RPI S	Opponent	Score	RPI S	Opponent	Score
15 A	Florida St.	1 	31 A	North Carolina St.	0 	58 H	Georgia Tech	0 	107 H	Boston College	1 
20 A	Miami (FL)	0 	32 A	Marquette	0 	72 H	Clemson	0 	172 A	High Point	2 
23 A	North Carolina	0 	43 N	UNI	0 	82 H	Furman	0 	183 H	Toledo	3 0
24 N	Michigan	0 				99 H	Maryland	3 1	227 H	Davidson	3 2
									251 H	UNC Wilmington	3 2
									255 N	Eastern Ill.	1 
									262 H	Winthrop	3 0
									271 H	Appalachian St.	3 0
									307 H	Campbell	3 0
LAST 10 GAMES											
72 H	Clemson	0 	15 A	Florida St.	1 						
58 H	Georgia Tech	0 	82 H	Furman	0 						
99 H	Maryland	3 1	23 A	North Carolina	0 						
107 H	Boston College	1 	31 A	North Carolina St.	0 						
20 A	Miami (FL)	0 	307 H	Campbell	3 0						

Non-Div. I Games:

Wake Forest

Average RPI Win: 232		WON-LOST RECORD		WINNING PCT. RANK		LAST 10 GAMES		STRENGTH OF SCHEDULE		OPP. STRENGTH OF SCHEDULE		TEAM RPI		ADJ RPI		CONF. RPI		ADJ CONF. RPI	
Average RPI Loss: 144																			
DIV. I ONLY		15- 8		.65217 83		7- 3		198		237		138		.50434 144		22		22	
DIV. I NON-CONF.		9- 5		.64286 99		1- 0		182		235		128		.51158 133		24		24	
TOTALS		RPI 1-25		RPI 26-50		W-L RECORDS		RPI 51-100		RPI 101-150		RPI 150+							
15- 8		0- 0		0- 0		OVERALL		0- 2		1- 3		14- 3							
7- 1		0- 0		0- 0		HOME		0- 0		1- 1		6- 0							
2- 5		0- 0		0- 0		AWAY		0- 2		0- 2		2- 1							
6- 2		0- 0		0- 0		NEUTRAL		0- 0		0- 0		6- 2							
9- 5		0- 0		0- 0		NON-CONFERENCE		0- 2		1- 1		8- 2							
2- 0		0- 0		0- 0		HOME		0- 0		1- 0		1- 0							
1- 3		0- 0		0- 0		AWAY		0- 2		0- 1		1- 0							
6- 2		0- 0		0- 0		NEUTRAL		0- 0		0- 0		6- 2							
6- 3		0- 0		0- 0		CONFERENCE		0- 0		0- 2		6- 1							
5- 1		0- 0		0- 0		HOME		0- 0		0- 1		5- 0							
1- 2		0- 0		0- 0		AWAY		0- 0		0- 1		1- 1							
0- 0		0- 0		0- 0		NEUTRAL		0- 0		0- 0		0- 0							
RPI	S	Opponent		Score	RPI	S	Opponent		Score	RPI	S	Opponent		Score	RPI	S	Opponent		Score

Non-Div. I Games:

East Tenn. St.

Average RPI Win:	192	WON-LOST RECORD	WINNING PCT. RANK	LAST 10 GAMES	STRENGTH OF SCHEDULE	OPP. STRENGTH OF SCHEDULE	TEAM RPI	ADJ RPI	CONF. RPI	ADJ CONF. RPI	
DIV. I ONLY		13- 8	.61905 107	5- 5	215	160	144	.50372 145	12	12	
DIV. I NON-CONF.		8- 4	.66667 87	1- 1	254	168	139	.50474 142	13	13	
<hr/>											
TOTALS	RPI 1-25	RPI 26-50		W-L RECORDS	RPI 51-100		RPI 101-150		RPI 150+		
13- 8	0- 0	0- 1		OVERALL	0- 2		6- 3		7- 2		
5- 4	0- 0	0- 0		HOME	0- 0		2- 2		3- 2		
4- 3	0- 0	0- 1		AWAY	0- 2		3- 0		1- 0		
4- 1	0- 0	0- 0		NEUTRAL	0- 0		1- 1		3- 0		
8- 4	0- 0	0- 1		NON-CONFERENCE	0- 1		4- 1		4- 1		
2- 1	0- 0	0- 0		HOME	0- 0		1- 0		1- 1		
2- 2	0- 0	0- 1		AWAY	0- 1		2- 0		0- 0		
4- 1	0- 0	0- 0		NEUTRAL	0- 0		1- 1		3- 0		
5- 4	0- 0	0- 0		CONFERENCE	0- 1		2- 2		3- 1		
3- 3	0- 0	0- 0		HOME	0- 0		1- 2		2- 1		
2- 1	0- 0	0- 0		AWAY	0- 1		1- 0		1- 0		
0- 0	0- 0	0- 0		NEUTRAL	0- 0		0- 0		0- 0		
<hr/>											
RPI S	Opponent	Score	RPI S	Opponent	Score	RPI S	Opponent	Score	RPI S	Opponent	Score
			43 A	UNI	1 3	62 A	IPFW	0 3	106 A	Oakland	3 2
						98 A	Iowa	1 3	133 H	UMKC	1 3
									135 A	Valparaiso	3 1
									135 N	Valparaiso	2 3
									136 H	IUPUI	2 3
									139 H	North Dakota	3 0
									140 N	Southeast Mo. St.	3 0
									146 A	Gonzaga	3 2
									147 H	North Dakota St.	3 1
									180 H	Green Bay	3 2
									190 H	South Dakota	2 3
									199 H	Western Ill.	3 1
									221 H	Bradley	2 3
									224 A	Neb. Omaha	3 0
									224 H	Neb. Omaha	3 1
									244 N	UC Riverside	3 1
									301 N	Eastern Wash.	3 1
									317 N	Chicago St.	3 0
<hr/>											
LAST 10 GAMES											
			224 H	Neb. Omaha	3 1	62 A	IPFW	0 3			
			43 A	UNI	1 3	135 A	Valparaiso	3 1			
			190 H	South Dakota	2 3	199 H	Western Ill.	3 1			
			133 H	UMKC	1 3	136 H	IUPUI	2 3			
			106 A	Oakland	3 2	147 H	North Dakota St.	3 1			

Non-Div. I Games:

South Dakota St.

Average RPI Win:		225	WON-LOST RECORD		WINNING PCT. RANK		LAST 10 GAMES		STRENGTH OF SCHEDULE		OPP. STRENGTH OF SCHEDULE		TEAM RPI		ADJ RPI		CONF. RPI		ADJ CONF. RPI	
Average RPI Loss:		61																		
DIV. I ONLY			9- 11		.45 197		3- 7		117		86		153		.50335 146		5		5	
DIV. I NON-CONF.			8- 5		.61538 111		2- 1		215		171		142		.50442 144		5		5	
TOTALS		RPI 1-25		RPI 26-50		W-L RECORDS		RPI 51-100		RPI 101-150		RPI 150+								
9- 11		0- 3		0- 3		OVERALL		1- 3		1- 1		7- 1								
2- 3		0- 0		0- 1		HOME		0- 1		0- 1		2- 0								
1- 7		0- 3		0- 2		AWAY		0- 2		1- 0		0- 0								
6- 1		0- 0		0- 0		NEUTRAL		1- 0		0- 0		5- 1								
8- 5		0- 1		0- 0		NON-CONFERENCE		1- 2		0- 1		7- 1								
2- 1		0- 0		0- 0		HOME		0- 0		0- 1		2- 0								
0- 3		0- 1		0- 0		AWAY		0- 2		0- 0		0- 0								
6- 1		0- 0		0- 0		NEUTRAL		1- 0		0- 0		5- 1								
1- 6		0- 2		0- 3		CONFERENCE		0- 1		1- 0		0- 0								
0- 2		0- 0		0- 1		HOME		0- 1		0- 0		0- 0								
1- 4		0- 2		0- 2		AWAY		0- 0		1- 0		0- 0								
0- 0		0- 0		0- 0		NEUTRAL		0- 0		0- 0		0- 0								
RPI S	Opponent		Score		RPI S	Opponent		Score		RPI S	Opponent		Score		RPI S	Opponent		Score		
8 A	Washington		0	3	39 A	St. Mary's (CA)		0	3	51 A	Arizona St.		1	3	126 A	Portland		3	1	
11 A	BYU		0	3	47 A	Santa Clara		1	3	57 H	San Francisco		2	3	145 H	South Dakota St.		2	3	
21 A	San Diego		1	3	47 H	Santa Clara		0	3	65 N	Portland St.		3	2	162 N	Boise St.		0	3	
										84 A	UNLV		1	3	179 N	Villanova		3	2	
															244 H	UC Riverside		3	0	
															244 N	UC Riverside		3	0	
															272 N	Fla. Atlantic		3	2	
															292 N	Texas Southern		3	0	
															301 H	Eastern Wash.		3	0	
															305 N	Prairie View		3	0	
				LAST 10 GAMES																
					39 A	St. Mary's (CA)		0	3	11 A	BYU		0	3						
					21 A	San Diego		1	3	47 A	Santa Clara		1	3						
					47 H	Santa Clara		0	3	51 A	Arizona St.		1	3						
					57 H	San Francisco		2	3	244 N	UC Riverside		3	0						
					126 A	Portland		3	1	272 N	Fla. Atlantic		3	2						

Non-Div. I Games:

Gonzaga

Average RPI Win:	179	WON-LOST	WINNING	LAST 10	STRENGTH OF	OPP. STRENGTH	TEAM	ADJ	CONF.	ADJ CONF.		
Average RPI Loss:	90	RECORD	PCT. RANK	GAMES	SCHEDULE	OF SCHEDULE	RPI	RPI	RPI	RPI		
DIV. I ONLY		8- 12	.4	218	5- 5	88	88	149	.50269	147	12	12
DIV. I NON-CONF.		3- 8	.27273	262	0- 1	63	43	159	.49348	157	13	13
<hr/>												
TOTALS	RPI 1-25	RPI 26-50		W-L RECORDS		RPI 51-100		RPI 101-150		RPI 150+		
8- 12	0- 2	0- 2		OVERALL		0- 3		3- 4		5- 1		
3- 3	0- 0	0- 0		HOME		0- 0		1- 2		2- 1		
2- 6	0- 1	0- 1		AWAY		0- 2		1- 2		1- 0		
3- 3	0- 1	0- 1		NEUTRAL		0- 1		1- 0		2- 0		
<hr/>												
3- 8	0- 2	0- 2		NON-CONFERENCE		0- 2		1- 2		2- 0		
0- 1	0- 0	0- 0		HOME		0- 0		0- 1		0- 0		
0- 4	0- 1	0- 1		AWAY		0- 1		0- 1		0- 0		
3- 3	0- 1	0- 1		NEUTRAL		0- 1		1- 0		2- 0		
<hr/>												
5- 4	0- 0	0- 0		CONFERENCE		0- 1		2- 2		3- 1		
3- 2	0- 0	0- 0		HOME		0- 0		1- 1		2- 1		
2- 2	0- 0	0- 0		AWAY		0- 1		1- 1		1- 0		
0- 0	0- 0	0- 0		NEUTRAL		0- 0		0- 0		0- 0		
<hr/>												
RPI S	Opponent	Score		RPI S	Opponent	Score		RPI S	Opponent	Score		
10 A	Minnesota	0	3	36 N	Wichita St.	0	3	62 A	IPFW	2	3	
19 N	Oklahoma	0	3	46 A	Wisconsin	0	3	73 A	Northern Colo.	0	3	
								96 N	New Mexico St.	1	3	
								106 A Oakland				3 1
								114 A Northern Ill.				2 3
								133 H UMKC				3 1
								136 H IUPUI				1 3
								139 H North Dakota				0 3
								145 A South Dakota St.				1 3
								150 N Air Force				3 1
								175 N Milwaukee				3 2
								190 H South Dakota				3 0
								199 H Western Ill.				2 3
								224 A Neb. Omaha				3 0
								224 H Neb. Omaha				3 0
								230 N Drake				3 1
<hr/>												
				LAST 10 GAMES								
				224 H Neb. Omaha				106 A Oakland				3 1
				139 H North Dakota				136 H IUPUI				1 3
				133 H UMKC				199 H Western Ill.				2 3
				190 H South Dakota				145 A South Dakota St.				1 3
				62 A IPFW				224 A Neb. Omaha				3 0

Non-Div. I Games:

North Dakota St.

UMES		Average RPI Win:	262	WON-LOST RECORD	WINNING PCT. RANK	LAST 10 GAMES	STRENGTH OF SCHEDULE	OPP. STRENGTH OF SCHEDULE	TEAM RPI	ADJ RPI	CONF. RPI	ADJ CONF. RPI
DIV. I ONLY		Average RPI Loss:	136	19- 4	.82609 27	7- 3	307	292	147	.50231 148	32	32
DIV. I NON-CONF.				13- 4	.76471 59	2- 3	267	269	129	.51241 132	32	32
TOTALS		RPI 1-25		RPI 26-50		W-L RECORDS	RPI 51-100			RPI 101-150		RPI 150+
19- 4		0- 0		0- 0		OVERALL	0- 1			1- 1		18- 2
3- 0		0- 0		0- 0		HOME	0- 0			0- 0		3- 0
6- 2		0- 0		0- 0		AWAY	0- 0			0- 0		6- 2
10- 2		0- 0		0- 0		NEUTRAL	0- 1			1- 1		9- 0
13- 4		0- 0		0- 0		NON-CONFERENCE	0- 1			1- 1		12- 2
0- 0		0- 0		0- 0		HOME	0- 0			0- 0		0- 0
3- 2		0- 0		0- 0		AWAY	0- 0			0- 0		3- 2
10- 2		0- 0		0- 0		NEUTRAL	0- 1			1- 1		9- 0
6- 0		0- 0		0- 0		CONFERENCE	0- 0			0- 0		6- 0
3- 0		0- 0		0- 0		HOME	0- 0			0- 0		3- 0
3- 0		0- 0		0- 0		AWAY	0- 0			0- 0		3- 0
0- 0		0- 0		0- 0		NEUTRAL	0- 0			0- 0		0- 0
RPI S	Opponent	Score	RPI S	Opponent	Score	RPI S	Opponent	Score	RPI S	Opponent	Score	
						56 N	New Mexico	1 3	119 N	North Texas	3 2	
									137 N	Utah Valley	0 3	
									151 N	Troy	3 2	
									176 A	CSU Bakersfield	1 3	
									176 A	CSU Bakersfield	1 3	
									178 A	West Virginia	3 1	
									185 N	Kennesaw St.	3 0	
									207 N	Southern Utah	3 2	
									249 H	Hampton	3 1	
									266 N	Radford	3 1	
									269 N	NJIT	3 1	
									273 H	Coppin St.	3 0	
									279 N	UNC Asheville	3 0	
									285 N	Jackson St.	3 0	
									294 N	Wright St.	3 2	
									299 H	Norfolk St.	3 1	
									312 A	Delaware St.	3 0	
									316 A	Alabama St.	3 0	
									320 A	St. Francis (NY)	3 1	
									321 A	Howard	3 2	
									325 A	Savannah St.	3 0	
									326 N	Saint Peter's	3 0	
LAST 10 GAMES												
						299 H	Norfolk St.	3 1	176 A	CSU Bakersfield	1 3	
						249 H	Hampton	3 1	137 N	Utah Valley	0 3	
						273 H	Coppin St.	3 0	176 A	CSU Bakersfield	1 3	
						321 A	Howard	3 2	285 N	Jackson St.	3 0	
						312 A	Delaware St.	3 0	151 N	Troy	3 2	

Non-Div. I Games:

UMES

Average RPI Win:	222	WON-LOST	WINNING	LAST 10	STRENGTH OF	OPP. STRENGTH	TEAM	ADJ	CONF.	ADJ CONF.	
Average RPI Loss:	90	RECORD	PCT. RANK	GAMES	SCHEDULE	OF SCHEDULE	RPI	RPI	RPI	RPI	
DIV. I ONLY	12- 10	.545	45 140	5- 5	170	126	152	.502	01 149	8 9	
DIV. I NON-CONF.	9- 6	.6	120	2- 1	208	181	146	.500	45 148	9 10	
<hr/>											
TOTALS	RPI 1-25	RPI 26-50		W-L RECORDS		RPI 51-100		RPI 101-150		RPI 150+	
12- 10	0- 1	0- 2		OVERALL		1- 3		1- 3		10- 1	
5- 3	0- 1	0- 1		HOME		0- 0		0- 1		5- 0	
3- 5	0- 0	0- 1		AWAY		0- 3		0- 1		3- 0	
4- 2	0- 0	0- 0		NEUTRAL		1- 0		1- 1		2- 1	
<hr/>											
9- 6	0- 0	0- 1		NON-CONFERENCE		1- 3		1- 1		7- 1	
3- 1	0- 0	0- 1		HOME		0- 0		0- 0		3- 0	
2- 3	0- 0	0- 0		AWAY		0- 3		0- 0		2- 0	
4- 2	0- 0	0- 0		NEUTRAL		1- 0		1- 1		2- 1	
<hr/>											
3- 4	0- 1	0- 1		CONFERENCE		0- 0		0- 2		3- 0	
2- 2	0- 1	0- 0		HOME		0- 0		0- 1		2- 0	
1- 2	0- 0	0- 1		AWAY		0- 0		0- 1		1- 0	
0- 0	0- 0	0- 0		NEUTRAL		0- 0		0- 0		0- 0	
<hr/>											
RPI S	Opponent	Score	RPI S	Opponent	Score	RPI S	Opponent	Score	RPI S	Opponent	Score
7	H Louisville	1 3	38	A Notre Dame	0 3	59	A Loyola Marymount	0 3	102	H Cincinnati	2 3
			45	H Michigan St.	0 3	66	N UC Santa Barbara	3 0	107	N Boston College	3 0
						86	A Northeastern	0 3	114	N Northern Ill.	1 3
						90	A Missouri St.	0 3	115	A St. John's (NY)	0 3
									179	H Villanova	3 1
									206	H Fairfield	3 0
									224	N Neb. Omaha	3 2
									225	H Georgetown	3 1
									226	A DePaul	3 1
									235	H Harvard	3 0
									247	N Iona	1 3
									283	A Sacred Heart	3 0
									298	A Hartford	3 1
									302	N New Orleans	3 0
									308	H Dartmouth	3 0
<hr/>											
LAST 10 GAMES											
7 H Louisville 1 3						225 H Georgetown 3 1					
102 H Cincinnati 2 3						179 H Villanova 3 1					
226 A DePaul 3 1						283 A Sacred Heart 3 0					
38 A Notre Dame 0 3						107 N Boston College 3 0					
115 A St. John's (NY) 0 3						86 A Northeastern 0 3					

Non-Div. I Games:

Connecticut

Average RPI Win:		200	WON-LOST RECORD		WINNING PCT. RANK		LAST 10 GAMES		STRENGTH OF SCHEDULE		OPP. STRENGTH OF SCHEDULE		TEAM RPI		ADJ RPI		CONF. RPI		ADJ CONF. RPI										
DIV. I ONLY			8- 12		.4 218		5- 5		83		116		154		.50186 150		7 7												
DIV. I NON-CONF.			6- 8		.42857 202		3- 1		84		133		143		.50707 136		8 8												
TOTALS		RPI 1-25		RPI 26-50		W-L RECORDS		RPI 51-100		RPI 101-150		RPI 150+																	
8- 12		0- 2		0- 0		OVERALL		1- 5		1- 3		6- 2																	
5- 4		0- 0		0- 0		HOME		1- 3		0- 1		4- 0																	
0- 4		0- 0		0- 0		AWAY		0- 2		0- 1		0- 1																	
3- 4		0- 2		0- 0		NEUTRAL		0- 0		1- 1		2- 1																	
6- 8		0- 2		0- 0		NON-CONFERENCE		0- 2		1- 3		5- 1																	
3- 2		0- 0		0- 0		HOME		0- 1		0- 1		3- 0																	
0- 2		0- 0		0- 0		AWAY		0- 1		0- 1		0- 0																	
3- 4		0- 2		0- 0		NEUTRAL		0- 0		1- 1		2- 1																	
2- 4		0- 0		0- 0		CONFERENCE		1- 3		0- 0		1- 1																	
2- 2		0- 0		0- 0		HOME		1- 2		0- 0		1- 0																	
0- 2		0- 0		0- 0		AWAY		0- 1		0- 0		0- 1																	
0- 0		0- 0		0- 0		NEUTRAL		0- 0		0- 0		0- 0																	
RPI	S	Opponent		Score		RPI	S	Opponent		Score		RPI	S	Opponent		Score		RPI	S	Opponent		Score							
11	N	BYU		0 3								56	A	New Mexico		0 3		103	A	Rice		0 3							
19	N	Oklahoma		0 3								60	H	Fresno St.		3 1		118	N	Arkansas St.		3 1							
												73	A	Northern Colo.		1 3		122	H	Washington St.		1 3							
												81	H	Colorado		2 3		147	N	North Dakota St.		1 3							
												84	H	UNLV		1 3		155	N	Army		1 3							
												87	H	San Diego St.		2 3		160	H	Denver		3 2							
																		162	A	Boise St.		0 3							
																		176	H	CSU Bakersfield		3 0							
																		219	H	Nevada		3 1							
																		275	N	Navy		3 2							
																		296	N	Citadel		3 0							
																		299	H	Norfolk St.		3 0							
						LAST 10 GAMES																							
						87	H	San Diego St.		2 3		60	H	Fresno St.		3 1													
						219	H	Nevada		3 1		84	H	UNLV		1 3													
						56	A	New Mexico		0 3		122	H	Washington St.		1 3													
						162	A	Boise St.		0 3		176	H	CSU Bakersfield		3 0													
						160	H	Denver		3 2		299	H	Norfolk St.		3 0													

■ Loss,
 ■ Non-Conf,
 S Site,
 H Home,
 A Away,
 N Neutral
 Page 151

Average RPI Win:	204	WON-LOST RECORD	WINNING PCT. RANK	LAST 10 GAMES	STRENGTH OF SCHEDULE	OPP. STRENGTH OF SCHEDULE	TEAM RPI	ADJ RPI	CONF. RPI	ADJ CONF. RPI									
DIV. I ONLY		15- 7	.68182	72	6- 4	238	196	137	.50074	152	16	16							
DIV. I NON-CONF.		9- 3	.75	60	1- 0	306	223	154	.48595	169	18	18							
<hr/>																			
TOTALS	RPI 1-25	RPI 26-50		W-L RECORDS		RPI 51-100		RPI 101-150		RPI 150+									
15- 7	0- 0	0- 0		OVERALL		0- 2		4- 1		11- 4									
6- 3	0- 0	0- 0		HOME		0- 1		2- 0		4- 2									
5- 2	0- 0	0- 0		AWAY		0- 1		1- 1		4- 0									
4- 2	0- 0	0- 0		NEUTRAL		0- 0		1- 0		3- 2									
<hr/>																			
9- 3	0- 0	0- 0		NON-CONFERENCE		0- 0		2- 0		7- 3									
2- 1	0- 0	0- 0		HOME		0- 0		0- 0		2- 1									
3- 0	0- 0	0- 0		AWAY		0- 0		1- 0		2- 0									
4- 2	0- 0	0- 0		NEUTRAL		0- 0		1- 0		3- 2									
<hr/>																			
6- 4	0- 0	0- 0		CONFERENCE		0- 2		2- 1		4- 1									
4- 2	0- 0	0- 0		HOME		0- 1		2- 0		2- 1									
2- 2	0- 0	0- 0		AWAY		0- 1		0- 1		2- 0									
0- 0	0- 0	0- 0		NEUTRAL		0- 0		0- 0		0- 0									
<hr/>																			
RPI	S	Opponent	Score	RPI	S	Opponent	Score	RPI	S	Opponent	Score								
				71 H Central Ark.				2	3	117 A Sam Houston St.				0	3				
				88 A A&M-Corpus Christi				0	3	117 H Sam Houston St.				3	2				
												124 N Indiana				3	2		
												125 H Northwestern St.				3	1		
												139 A North Dakota				3	1		
												163 H Oral Roberts				3	0		
												167 A Butler				3	0		
												180 N Green Bay				2	3		
												189 H Nicholls St.				3	1		
												190 N South Dakota				3	2		
												199 N Western Ill.				0	3		
												210 A Texas-Arlington				3	0		
												228 A Lamar				3	1		
												248 H La.-Monroe				1	3		
												264 A McNeese St.				3	0		
												267 N Tex.-Pan American				3	2		
												268 H Southern Miss.				3	1		
												276 H Southeastern La.				2	3		
												280 H Robert Morris				3	0		
												325 N Savannah St.				3	0		
				<hr/>															
								LAST 10 GAMES											
								276 H Southeastern La.				2	3	163 H Oral Roberts				3	0
								189 H Nicholls St.				3	1	228 A Lamar				3	1
								88 A A&M-Corpus Christi				0	3	264 A McNeese St.				3	0
				117 A Sam Houston St.				0	3	117 H Sam Houston St.				3	2				
				71 H Central Ark.				2	3	268 H Southern Miss.				3	1				

Non-Div. I Games:

Stephen F. Austin

Average RPI Win:		182	WON-LOST RECORD		WINNING PCT. RANK		LAST 10 GAMES		STRENGTH OF SCHEDULE		OPP. STRENGTH OF SCHEDULE		TEAM RPI		ADJ RPI		CONF. RPI		ADJ CONF. RPI				
Average RPI Loss:		89																					
DIV. I ONLY			7- 14		.33333 256		2- 8		44		112		146		.50069 153		13		14				
DIV. I NON-CONF.			5- 9		.35714 239		0- 3		54		87		135		.50624 138		15		15				
TOTALS		RPI 1-25		RPI 26-50		W-L RECORDS		RPI 51-100		RPI 101-150		RPI 150+											
7- 14		0- 1		0- 4		OVERALL		0- 4		2- 2		5- 3											
5- 6		0- 0		0- 1		HOME		0- 2		2- 1		3- 2											
2- 5		0- 1		0- 2		AWAY		0- 1		0- 1		2- 0											
0- 3		0- 0		0- 1		NEUTRAL		0- 1		0- 0		0- 1											
5- 9		0- 1		0- 3		NON-CONFERENCE		0- 2		2- 1		3- 2											
4- 4		0- 0		0- 1		HOME		0- 1		2- 1		2- 1											
1- 2		0- 1		0- 1		AWAY		0- 0		0- 0		1- 0											
0- 3		0- 0		0- 1		NEUTRAL		0- 1		0- 0		0- 1											
2- 5		0- 0		0- 1		CONFERENCE		0- 2		0- 1		2- 1											
1- 2		0- 0		0- 0		HOME		0- 1		0- 0		1- 1											
1- 3		0- 0		0- 1		AWAY		0- 1		0- 1		1- 0											
0- 0		0- 0		0- 0		NEUTRAL		0- 0		0- 0		0- 0											
RPI	S	Opponent		Score		RPI	S	Opponent		Score		RPI	S	Opponent		Score							
3	A	Nebraska		0 3		35	A	Northwestern		0 3		76	H	Southern Ill.		1 3		105	H	South Fla.		0 3	
						37	A	Dayton		0 3		77	A	VCU		1 3		111	A	Xavier		1 3	
						38	N	Notre Dame		0 3		79	N	Western Mich.		0 3		135	H	Valparaiso		3 1	
						47	H	Santa Clara		0 3		93	H	Duquesne		2 3		140	H	Southeast Mo. St.		3 1	
																		154	H	George Washington		2 3	
																		167	H	Butler		3 1	
																		169	H	South Ala.		3 0	
																		196	N	Delaware		2 3	
																		199	H	Western Ill.		0 3	
																		213	H	Evansville		3 1	
																		221	A	Bradley		3 1	
																		231	A	Charlotte		3 0	
						LAST 10 GAMES																	
						231	A	Charlotte		3 0		93	H	Duquesne		2 3							
						77	A	VCU		1 3		37	A	Dayton		0 3							
						167	H	Butler		3 1		111	A	Xavier		1 3							
						199	H	Western Ill.		0 3		196	N	Delaware		2 3							
						154	H	George Washington		2 3		35	A	Northwestern		0 3							

Non-Div. I Games:

Saint Louis

Average RPI Win:		213	WON-LOST RECORD		WINNING PCT. RANK		LAST 10 GAMES		STRENGTH OF SCHEDULE		OPP. STRENGTH OF SCHEDULE		TEAM RPI		ADJ RPI		CONF. RPI		ADJ CONF. RPI		
Average RPI Loss:		95																			
DIV. I ONLY			8- 13		.38095 229		6- 4		72		133		156		.50028 154		13		14		
DIV. I NON-CONF.			3- 11		.21429 282		1- 2		65		99		210		.46929 199		15		15		
TOTALS		RPI 1-25		RPI 26-50		W-L RECORDS		RPI 51-100		RPI 101-150		RPI 150+									
8- 13		0- 3		0- 1		OVERALL		1- 2		0- 5		7- 2									
6- 3		0- 1		0- 0		HOME		1- 1		0- 0		5- 1									
1- 4		0- 1		0- 0		AWAY		0- 1		0- 1		1- 1									
1- 6		0- 1		0- 1		NEUTRAL		0- 0		0- 4		1- 0									
3- 11		0- 3		0- 1		NON-CONFERENCE		0- 1		0- 5		3- 1									
2- 2		0- 1		0- 0		HOME		0- 0		0- 0		2- 1									
0- 3		0- 1		0- 0		AWAY		0- 1		0- 1		0- 0									
1- 6		0- 1		0- 1		NEUTRAL		0- 0		0- 4		1- 0									
5- 2		0- 0		0- 0		CONFERENCE		1- 1		0- 0		4- 1									
4- 1		0- 0		0- 0		HOME		1- 1		0- 0		3- 0									
1- 1		0- 0		0- 0		AWAY		0- 0		0- 0		1- 1									
0- 0		0- 0		0- 0		NEUTRAL		0- 0		0- 0		0- 0									
RPI	S	Opponent		Score		RPI	S	Opponent		Score		RPI	S	Opponent		Score					
11	H	BYU		0	3	43	N	UNI		0	3	77	H	VCU		0	3				
16	A	Purdue		0	3							93	H	Duquesne		3	1				
18	N	Tennessee		0	3							99	A	Maryland		0	3				
														107 N Boston College		1	3				
														113 A Wyoming		0	3				
														130 N Pittsburgh		1	3				
														133 N UMKC		2	3				
														141 N Fla. Gulf Coast		0	3				
														153 A Saint Louis		3	2				
														167 A Butler		0	3				
														168 H Temple		3	2				
														184 H Princeton		0	3				
														216 H New Hampshire		3	1				
														231 H Charlotte		3	0				
														240 H UMBC		3	2				
														287 H La Salle		3	0				
														319 N Bethune-Cookman		3	0				
LAST 10 GAMES																					
168 H Temple						3	2	77 H VCU						0	3						
287 H La Salle						3	0	231 H Charlotte						3	0						
93 H Duquesne						3	1	11 H BYU						0	3						
153 A Saint Louis						3	2	216 H New Hampshire						3	1						
167 A Butler						0	3	184 H Princeton						0	3						

Non-Div. I Games:

George Washington

Average RPI Win: 250		WON-LOST RECORD	WINNING PCT. RANK		LAST 10 GAMES	STRENGTH OF SCHEDULE	OPP. STRENGTH OF SCHEDULE	TEAM RPI	ADJ RPI	CONF. RPI	ADJ CONF. RPI	
Average RPI Loss: 122												
DIV. I ONLY		14- 6	.7	58	8- 2	278	226	157	.49568	155	27	28
DIV. I NON-CONF.		8- 5	.61538	111	2- 1	263	161	158	.4908	160	26	26
<hr/>												
TOTALS		RPI 1-25		RPI 26-50		W-L RECORDS		RPI 51-100		RPI 101-150		RPI 150+
14- 6	0- 0			0- 0		OVERALL		0- 3		2- 1		12- 2
8- 3	0- 0			0- 0		HOME		0- 1		1- 1		7- 1
3- 1	0- 0			0- 0		AWAY		0- 1		0- 0		3- 0
3- 2	0- 0			0- 0		NEUTRAL		0- 1		1- 0		2- 1
<hr/>												
8- 5	0- 0			0- 0		NON-CONFERENCE		0- 3		2- 1		6- 1
4- 2	0- 0			0- 0		HOME		0- 1		1- 1		3- 0
1- 1	0- 0			0- 0		AWAY		0- 1		0- 0		1- 0
3- 2	0- 0			0- 0		NEUTRAL		0- 1		1- 0		2- 1
<hr/>												
6- 1	0- 0			0- 0		CONFERENCE		0- 0		0- 0		6- 1
4- 1	0- 0			0- 0		HOME		0- 0		0- 0		4- 1
2- 0	0- 0			0- 0		AWAY		0- 0		0- 0		2- 0
0- 0	0- 0			0- 0		NEUTRAL		0- 0		0- 0		0- 0
<hr/>												
RPI S	Opponent	Score	RPI S	Opponent	Score	RPI S	Opponent	Score	RPI S	Opponent	Score	
						61 A	TCU	1 3	124 H	Indiana	1 3	
						77 H	VCU	1 3	128 H	Albany (NY)	3 0	
						88 N	A&M-Corpus Christi	0 3	150 N	Air Force	3 1	
									160 N	Denver	0 3	
									166 N	SMU	3 1	
									208 A	American	3 2	
									217 H	Lehigh	3 0	
									220 H	Colgate	1 3	
									265 H	Stony Brook	3 2	
									275 A	Navy	3 1	
									281 H	Lafayette	3 0	
									283 H	Sacred Heart	3 0	
									290 A	Marist	3 0	
									296 N	Citadel	3 0	
									300 H	Bucknell	3 0	
			318 H	Holy Cross	3 0							
			322 H	Quinnipiac	3 0							
LAST 10 GAMES												
			281 H	Lafayette	3 0				275 A	Navy	3 1	
			217 H	Lehigh	3 0				208 A	American	3 2	
			318 H	Holy Cross	3 0				283 H	Sacred Heart	3 0	
			220 H	Colgate	1 3				128 H	Albany (NY)	3 0	
			300 H	Bucknell	3 0				77 H	VCU	1 3	

Non-Div. I Games:

Army

Average RPI Win:		242	WON-LOST RECORD		WINNING PCT. RANK		LAST 10 GAMES		STRENGTH OF SCHEDULE		OPP. STRENGTH OF SCHEDULE		TEAM RPI		ADJ RPI		CONF. RPI		ADJ CONF. RPI				
DIV. I ONLY			13- 7		.65 87		8- 2		243		203		150		.4955 156		18		18				
DIV. I NON-CONF.			8- 5		.61538 111		3- 0		273		203		177		.4774 182		19		19				
TOTALS		RPI 1-25		RPI 26-50				W-L RECORDS		RPI 51-100				RPI 101-150				RPI 150+					
13- 7		0- 1		0- 1				OVERALL		0- 1				1- 1				12- 3					
6- 2		0- 0		0- 0				HOME		0- 0				0- 1				6- 1					
4- 1		0- 1		0- 0				AWAY		0- 0				1- 0				3- 0					
3- 4		0- 0		0- 1				NEUTRAL		0- 1				0- 0				3- 2					
8- 5		0- 1		0- 1				NON-CONFERENCE		0- 1				0- 0				8- 2					
3- 0		0- 0		0- 0				HOME		0- 0				0- 0				3- 0					
2- 1		0- 1		0- 0				AWAY		0- 0				0- 0				2- 0					
3- 4		0- 0		0- 1				NEUTRAL		0- 1				0- 0				3- 2					
5- 2		0- 0		0- 0				CONFERENCE		0- 0				1- 1				4- 1					
3- 2		0- 0		0- 0				HOME		0- 0				0- 1				3- 1					
2- 0		0- 0		0- 0				AWAY		0- 0				1- 0				1- 0					
0- 0		0- 0		0- 0				NEUTRAL		0- 0				0- 0				0- 0					
RPI	S	Opponent		Score		RPI	S	Opponent		Score		RPI	S	Opponent		Score		RPI	S	Opponent		Score	
1	A	Stanford		1	3	47	N	Santa Clara		0	3	53	N	Pacific		0	3	110	A	Cleveland St.		3	0
																		135	H	Valparaiso		1	3
																		174	H	Ill.-Chicago		1	3
																		175	H	Milwaukee		3	2
																		180	H	Green Bay		3	2
																		199	N	Western Ill.		0	3
																		205	A	Youngstown St.		3	1
																		226	H	DePaul		3	1
																		236	N	Niagara		3	0
																		250	N	Manhattan		3	0
																		256	N	SIU Edwardsville		1	3
																		278	H	USC Upstate		3	1
																		287	A	La Salle		3	0
																		289	A	Indiana St.		3	1
																		294	H	Wright St.		3	1
																		300	N	Bucknell		3	0
																		317	H	Chicago St.		3	0
LAST 10 GAMES																							
						174	H	Ill.-Chicago		1	3	135	H	Valparaiso		1	3						
						180	H	Green Bay		3	2	294	H	Wright St.		3	1						
						175	H	Milwaukee		3	2	226	H	DePaul		3	1						
						205	A	Youngstown St.		3	1	317	H	Chicago St.		3	0						
						110	A	Cleveland St.		3	0	278	H	USC Upstate		3	1						

Non-Div. I Games:

Loyola Chicago

Average RPI Win: 218		WON-LOST	WINNING	LAST 10	STRENGTH OF		OPP. STRENGTH	TEAM	ADJ	CONF.	ADJ CONF.
Average RPI Loss: 73		RECORD	PCT. RANK	GAMES	SCHEDULE		OF SCHEDULE	RPI	RPI	RPI	RPI
DIV. I ONLY		5- 14	.26316	284	1- 9		39	79	160	.49296	157
DIV. I NON-CONF.		5- 5	.5	157	1- 0		113	147	137	.50475	141
TOTALS		RPI 1-25	RPI 26-50		W-L RECORDS		RPI 51-100		RPI 101-150		RPI 150+
5- 14	0- 3	0- 3		OVERALL		0- 5		0- 1		5- 2	
3- 6	0- 3	0- 2		HOME		0- 1		0- 0		3- 0	
0- 6	0- 0	0- 1		AWAY		0- 4		0- 1		0- 0	
2- 2	0- 0	0- 0		NEUTRAL		0- 0		0- 0		2- 2	
5- 5	0- 0	0- 2		NON-CONFERENCE		0- 1		0- 0		5- 2	
3- 1	0- 0	0- 1		HOME		0- 0		0- 0		3- 0	
0- 2	0- 0	0- 1		AWAY		0- 1		0- 0		0- 0	
2- 2	0- 0	0- 0		NEUTRAL		0- 0		0- 0		2- 2	
0- 9	0- 3	0- 1		CONFERENCE		0- 4		0- 1		0- 0	
0- 5	0- 3	0- 1		HOME		0- 1		0- 0		0- 0	
0- 4	0- 0	0- 0		AWAY		0- 3		0- 1		0- 0	
0- 0	0- 0	0- 0		NEUTRAL		0- 0		0- 0		0- 0	
RPI S	Opponent	Score	RPI S	Opponent	Score	RPI S	Opponent	Score	RPI S	Opponent	Score
15 H	Florida St.	1 3	31 H	North Carolina St.	1 3	55 H	Virginia Tech	0 3	107 A	Boston College	0 3
20 H	Miami (FL)	0 3	33 H	Western Ky.	1 3	58 A	Georgia Tech	0 3	160 N	Denver	0 3
23 H	North Carolina	2 3	40 A	Colorado St.	0 3	72 A	Clemson	0 3	165 H	Liberty	3 2
						77 A	VCU	2 3	196 H	Delaware	3 0
						99 A	Maryland	1 3	217 H	Lehigh	3 0
									225 N	Georgetown	0 3
									242 N	Rhode Island	3 0
									271 N	Appalachian St.	3 0
LAST 10 GAMES											
31 H	North Carolina St.	1 3	107 A	Boston College	0 3						
23 H	North Carolina	2 3	15 H	Florida St.	1 3						
58 A	Georgia Tech	0 3	20 H	Miami (FL)	0 3						
72 A	Clemson	0 3	165 H	Liberty	3 2						
99 A	Maryland	1 3	55 H	Virginia Tech	0 3						

Non-Div. I Games:

Virginia

Average RPI Win: 279		WON-LOST RECORD		WINNING PCT. RANK		LAST 10 GAMES		STRENGTH OF SCHEDULE		OPP. STRENGTH OF SCHEDULE		TEAM RPI		ADJ RPI		CONF. RPI		ADJ CONF. RPI	
Average RPI Loss: 94																			
DIV. I ONLY		15- 7		.68182 72		9- 1		279		251		166		.49273 158		31		31	
DIV. I NON-CONF.		7- 7		.5 157		1- 1		195		148		176		.48317 173		31		31	
TOTALS		RPI 1-25		RPI 26-50		W-L RECORDS		RPI 51-100		RPI 101-150		RPI 150+							
15- 7		0- 1		0- 0		OVERALL		0- 3		0- 2		15- 1							
6- 2		0- 0		0- 0		HOME		0- 1		0- 1		6- 0							
6- 2		0- 1		0- 0		AWAY		0- 1		0- 0		6- 0							
3- 3		0- 0		0- 0		NEUTRAL		0- 1		0- 1		3- 1							
7- 7		0- 1		0- 0		NON-CONFERENCE		0- 3		0- 2		7- 1							
1- 2		0- 0		0- 0		HOME		0- 1		0- 1		1- 0							
3- 2		0- 1		0- 0		AWAY		0- 1		0- 0		3- 0							
3- 3		0- 0		0- 0		NEUTRAL		0- 1		0- 1		3- 1							
8- 0		0- 0		0- 0		CONFERENCE		0- 0		0- 0		8- 0							
5- 0		0- 0		0- 0		HOME		0- 0		0- 0		5- 0							
3- 0		0- 0		0- 0		AWAY		0- 0		0- 0		3- 0							
0- 0		0- 0		0- 0		NEUTRAL		0- 0		0- 0		0- 0							
RPI	S	Opponent		Score		RPI	S	Opponent		Score		RPI	S	Opponent		Score			
10	A	Minnesota		0 3								115	H	St. John's (NY)		2 3			
												80	N	Cal St. Northridge		2 3			
												99	H	Maryland		0 3			
												172	N	High Point		2 3			
												193	A	Hofstra		3 1			
												238	N	Miami (OH)		3 0			
												251	A	UNC Wilmington		3 1			
												265	A	Stony Brook		3 1			
												269	H	NJIT		3 1			
												270	H	Central Conn. St.		3 0			
												280	A	Robert Morris		3 0			
												283	H	Sacred Heart		3 2			
												284	A	Saint Francis (PA)		3 0			
												287	N	La Salle		3 1			
												304	H	Bryant		3 0			
												306	H	Fairleigh Dickinson		3 0			
												312	N	Delaware St.		3 0			
												320	A	St. Francis (NY)		3 0			
												322	H	Quinnipiac		3 0			
LAST 10 GAMES																			
						270	H	Central Conn. St.		3 0		320	A	St. Francis (NY)		3 0			
						304	H	Bryant		3 0		265	A	Stony Brook		3 1			
						306	H	Fairleigh Dickinson		3 0		322	H	Quinnipiac		3 0			
						280	A	Robert Morris		3 0		283	H	Sacred Heart		3 2			
						284	A	Saint Francis (PA)		3 0		99	H	Maryland		0 3			

Non-Div. I Games:

LIU Brooklyn

U
T
E
P

UTEP					Through Games Of Sunday, Oct. 14, 2012									
Average RPI Win: 222 Average RPI Loss: 104		WON-LOST RECORD	WINNING PCT. RANK	LAST 10 GAMES	STRENGTH OF SCHEDULE	OPP. STRENGTH OF SCHEDULE	TEAM RPI	ADJ RPI	CONF. RPI	ADJ CONF. RPI				
DIV. I ONLY		11- 10	.52381	153	7- 3	187	155	165	.49139	159	21	21		
DIV. I NON-CONF.		6- 6	.5	157	2- 0	96	125	125	.52409	122	17	17		

TOTALS		RPI 1-25	RPI 26-50		W-L RECORDS		RPI 51-100		RPI 101-150		RPI 150+			
11- 10	0- 0		0- 1	OVERALL		1- 5		0- 2		10- 2				
4- 3	0- 0		0- 0	HOME		1- 3		0- 0		3- 0				
3- 6	0- 0		0- 1	AWAY		0- 1		0- 2		3- 2				
4- 1	0- 0		0- 0	NEUTRAL		0- 1		0- 0		4- 0				
6- 6	0- 0		0- 1	NON-CONFERENCE		1- 4		0- 1		5- 0				
1- 3	0- 0		0- 0	HOME		1- 3		0- 0		0- 0				
1- 2	0- 0		0- 1	AWAY		0- 0		0- 1		1- 0				
4- 1	0- 0		0- 0	NEUTRAL		0- 1		0- 0		4- 0				
5- 4	0- 0		0- 0	CONFERENCE		0- 1		0- 1		5- 2				
3- 0	0- 0		0- 0	HOME		0- 0		0- 0		3- 0				
2- 4	0- 0		0- 0	AWAY		0- 1		0- 1		2- 2				
0- 0	0- 0		0- 0	NEUTRAL		0- 0		0- 0		0- 0				
RPI S	Opponent	Score	RPI S	Opponent	Score	RPI S	Opponent	Score	RPI S	Opponent	Score			
			26 A	Arkansas	1 3	51 H	Arizona St.	1 3	103 A	Rice	0 3			
						60 H	Fresno St.	2 3	134 A	UTSA	2 3			
						63 A	Tulsa	2 3	166 A	SMU	1 3			
						70 N	Baylor	0 3	177 N	Houston Baptist	3 0			
						75 H	Idaho St.	0 3	181 H	UAB	3 0			
						96 H	New Mexico St.	3 2	186 A	Houston	3 0			
									223 N	Belmont	3 0			
									233 A	UCF	3 0			
									248 N	La.-Monroe	3 0			
									252 H	Memphis	3 1			
									259 N	Binghamton	3 0			
									268 H	Southern Miss.	3 1			
									291 A	Tulane	1 3			
									314 A	Ark.-Pine Bluff	3 0			

LAST 10 GAMES														
			166 A	SMU	1 3	181 H	UAB	3 0						
			63 A	Tulsa	2 3	96 H	New Mexico St.	3 2						
			186 A	Houston	3 0	268 H	Southern Miss.	3 1						
			103 A	Rice	0 3	233 A	UCF	3 0						
			252 H	Memphis	3 1	259 N	Binghamton	3 0						

Non-Div. I Games:

UTEP

U
T
E
P

[illegible]

Non-Div. I Games:

Denver

Average RPI Win: 257		WON-LOST	WINNING	LAST 10	STRENGTH OF		OPP. STRENGTH	TEAM	ADJ	CONF.	ADJ CONF.
Average RPI Loss: 163		RECORD	PCT. RANK	GAMES	SCHEDULE		OF SCHEDULE	RPI	RPI	RPI	RPI
DIV. I ONLY		18- 4	.81818	28	7- 3		322	269	167	.49063	161
DIV. I NON-CONF.		12- 1	.92308	11	1- 0		328	295	187	.47629	186
TOTALS		RPI 1-25	RPI 26-50		W-L RECORDS		RPI 51-100		RPI 101-150		RPI 150+
18- 4	0- 0	0- 0		OVERALL		1- 0		0- 3		17- 1	
3- 2	0- 0	0- 0		HOME		0- 0		0- 2		3- 0	
8- 1	0- 0	0- 0		AWAY		1- 0		0- 1		7- 0	
7- 1	0- 0	0- 0		NEUTRAL		0- 0		0- 0		7- 1	
12- 1	0- 0	0- 0		NON-CONFERENCE		1- 0		0- 0		11- 1	
0- 0	0- 0	0- 0		HOME		0- 0		0- 0		0- 0	
5- 0	0- 0	0- 0		AWAY		1- 0		0- 0		4- 0	
7- 1	0- 0	0- 0		NEUTRAL		0- 0		0- 0		7- 1	
6- 3	0- 0	0- 0		CONFERENCE		0- 0		0- 3		6- 0	
3- 2	0- 0	0- 0		HOME		0- 0		0- 2		3- 0	
3- 1	0- 0	0- 0		AWAY		0- 0		0- 1		3- 0	
0- 0	0- 0	0- 0		NEUTRAL		0- 0		0- 0		0- 0	
RPI S	Opponent	Score	RPI S	Opponent	Score	RPI S	Opponent	Score	RPI S	Opponent	Score
						100 A	Morehead St.	3 1	116 H	Lipscomb	2 3
									141 H	Fla. Gulf Coast	1 3
									144 A	East Tenn. St.	2 3
									185 A	Kennesaw St.	3 0
									187 N	Akron	3 1
									201 H	North Florida	3 1
									213 N	Evansville	3 1
									214 A	Mercer	3 0
									235 A	Harvard	3 0
									250 N	Manhattan	2 3
									253 A	Western Caro.	3 1
									254 H	Jacksonville	3 1
									278 A	USC Upstate	3 1
									294 A	Wright St.	3 0
									295 N	Alabama A&M	3 0
									304 A	Bryant	3 0
									315 H	Stetson	3 0
									318 N	Holy Cross	3 0
									326 N	Saint Peter's	3 0
									327 N	Providence	3 0
									328 N	N.C. A&T	3 1
LAST 10 GAMES											
						141 H	Fla. Gulf Coast	1 3	214 A	Mercer	3 0
						315 H	Stetson	3 0	254 H	Jacksonville	3 1
						278 A	USC Upstate	3 1	201 H	North Florida	3 1
						144 A	East Tenn. St.	2 3	116 H	Lipscomb	2 3
						185 A	Kennesaw St.	3 0	187 N	Akron	3 1

Non-Div. I Games:

Northern Ky.

Average RPI Win: 187		WON-LOST RECORD		WINNING PCT. RANK		LAST 10 GAMES		STRENGTH OF SCHEDULE		OPP. STRENGTH OF SCHEDULE		TEAM RPI		ADJ RPI		CONF. RPI		ADJ CONF. RPI	
DIV. I ONLY		11- 10		.52381 153		5- 5		188		90		158		.49055 162		7		7	
DIV. I NON-CONF.		8- 7		.53333 149		2- 2		241		94		173		.47635 185		8		8	
TOTALS		RPI 1-25		RPI 26-50		W-L RECORDS		RPI 51-100		RPI 101-150		RPI 150+							
11- 10		0- 1		0- 1		OVERALL		1- 5		4- 0		6- 3							
7- 2		0- 0		0- 0		HOME		1- 2		2- 0		4- 0							
1- 5		0- 1		0- 0		AWAY		0- 2		0- 0		1- 2							
3- 3		0- 0		0- 1		NEUTRAL		0- 1		2- 0		1- 1							
8- 7		0- 1		0- 1		NON-CONFERENCE		0- 2		3- 0		5- 3							
4- 0		0- 0		0- 0		HOME		0- 0		1- 0		3- 0							
1- 4		0- 1		0- 0		AWAY		0- 1		0- 0		1- 2							
3- 3		0- 0		0- 1		NEUTRAL		0- 1		2- 0		1- 1							
3- 3		0- 0		0- 0		CONFERENCE		1- 3		1- 0		1- 0							
3- 2		0- 0		0- 0		HOME		1- 2		1- 0		1- 0							
0- 1		0- 0		0- 0		AWAY		0- 1		0- 0		0- 0							
0- 0		0- 0		0- 0		NEUTRAL		0- 0		0- 0		0- 0							
RPI	S	Opponent		Score		RPI	S	Opponent		Score		RPI	S	Opponent		Score			
8	A	Washington		0 3		39	N	St. Mary's (CA)		0 3		51	A	Arizona		0 3			
												131	H	UC Irvine		3 1			
												56	A	New Mexico		2 3			
												60	H	Fresno St.		2 3			
												65	N	Portland St.		2 3			
												84	H	UNLV		2 3			
												87	H	San Diego St.		3 1			
												131	N	UC Irvine		3 0			
												146	N	Gonzaga		3 0			
												150	H	Air Force		3 0			
												176	A	CSU Bakersfield		3 1			
												192	A	Sacramento St.		1 3			
												198	H	San Jose St.		3 2			
												207	H	Southern Utah		3 0			
												208	N	American		1 3			
												219	H	Nevada		3 2			
												222	A	Seattle		2 3			
												301	H	Eastern Wash.		3 0			
												310	N	Morgan St.		3 0			

Non-Div. I Games:

Boise St.

Average RPI Win: 217		WON-LOST	WINNING	LAST 10	STRENGTH OF		OPP. STRENGTH	TEAM	ADJ	CONF.	ADJ CONF.
Average RPI Loss: 116		RECORD	PCT. RANK	GAMES	SCHEDULE		OF SCHEDULE	RPI	RPI	RPI	RPI
DIV. I ONLY		8- 12	.4 218	4- 6	95		174	164	.48926 163	16	16
DIV. I NON-CONF.		4- 7	.36364 234	0- 1	86		137	170	.48179 176	18	18
TOTALS		RPI 1-25	RPI 26-50	W-L RECORDS	RPI 51-100		RPI 101-150	RPI 150+			
8- 12	0- 0		0- 1	OVERALL	0- 5		0- 3	8- 3			
4- 1	0- 0		0- 0	HOME	0- 1		0- 0	4- 0			
0- 8	0- 0		0- 0	AWAY	0- 3		0- 3	0- 2			
4- 3	0- 0		0- 1	NEUTRAL	0- 1		0- 0	4- 1			
4- 7	0- 0		0- 1	NON-CONFERENCE	0- 3		0- 1	4- 2			
0- 1	0- 0		0- 0	HOME	0- 1		0- 0	0- 0			
0- 3	0- 0		0- 0	AWAY	0- 1		0- 1	0- 1			
4- 3	0- 0		0- 1	NEUTRAL	0- 1		0- 0	4- 1			
4- 5	0- 0		0- 0	CONFERENCE	0- 2		0- 2	4- 1			
4- 0	0- 0		0- 0	HOME	0- 0		0- 0	4- 0			
0- 5	0- 0		0- 0	AWAY	0- 2		0- 2	0- 1			
0- 0	0- 0		0- 0	NEUTRAL	0- 0		0- 0	0- 0			
RPI S	Opponent	Score	RPI S	Opponent	Score	RPI S	Opponent	Score	RPI S	Opponent	Score
			37 N	Dayton	0 3	63 H	Tulsa	2 3	117 A	Sam Houston St.	0 3
						71 A	Central Ark.	2 3	119 A	North Texas	0 3
						88 A	A&M-Corpus Christi	0 3	125 A	Northwestern St.	1 3
						90 A	Missouri St.	2 3	152 A	Stephen F. Austin	0 3
						92 N	Eastern Mich.	2 3	173 N	UALR	3 2
									189 H	Nicholls St.	3 0
									193 N	Hofstra	1 3
									195 N	Austin Peay	3 0
									198 N	San Jose St.	3 1
									209 N	Canisius	3 0
									228 H	Lamar	3 0
									246 A	Buffalo	2 3
									264 H	McNeese St.	3 0
									276 H	Southeastern La.	3 1
LAST 10 GAMES											
			71 A	Central Ark.	2 3	189 H	Nicholls St.	3 0			
			264 H	McNeese St.	3 0	276 H	Southeastern La.	3 1			
			228 H	Lamar	3 0	88 A	A&M-Corpus Christi	0 3			
			125 A	Northwestern St.	1 3	117 A	Sam Houston St.	0 3			
			152 A	Stephen F. Austin	0 3	92 N	Eastern Mich.	2 3			

Non-Div. I Games:

Oral Roberts

Average RPI Win:		205	WON-LOST RECORD		WINNING PCT. RANK		LAST 10 GAMES		STRENGTH OF SCHEDULE		OPP. STRENGTH OF SCHEDULE		TEAM RPI		ADJ RPI		CONF. RPI		ADJ CONF. RPI	
DIV. I ONLY			7- 17		.29167 272		4- 6		51		117		168		.48913 164		15		15	
DIV. I NON-CONF.			3- 13		.1875 291		0- 2		22		83		163		.4894 162		14		14	
TOTALS		RPI 1-25		RPI 26-50		W-L RECORDS		RPI 51-100		RPI 101-150		RPI 150+								
7- 17		0- 3		0- 1		OVERALL		0- 6		1- 3		6- 4								
3- 7		0- 0		0- 1		HOME		0- 1		0- 2		3- 3								
2- 6		0- 2		0- 0		AWAY		0- 2		0- 1		2- 1								
2- 4		0- 1		0- 0		NEUTRAL		0- 3		1- 0		1- 0								
3- 13		0- 3		0- 0		NON-CONFERENCE		0- 6		1- 2		2- 2								
1- 4		0- 0		0- 0		HOME		0- 1		0- 2		1- 1								
0- 5		0- 2		0- 0		AWAY		0- 2		0- 0		0- 1								
2- 4		0- 1		0- 0		NEUTRAL		0- 3		1- 0		1- 0								
4- 4		0- 0		0- 1		CONFERENCE		0- 0		0- 1		4- 2								
2- 3		0- 0		0- 1		HOME		0- 0		0- 0		2- 2								
2- 1		0- 0		0- 0		AWAY		0- 0		0- 1		2- 0								
0- 0		0- 0		0- 0		NEUTRAL		0- 0		0- 0		0- 0								
RPI S	Opponent		Score		RPI S	Opponent		Score		RPI S	Opponent		Score		RPI S	Opponent		Score		
7 A	Louisville		0 3		33 H	Western Ky.		0 3		55 A	Virginia Tech		1 3		101 N	Towson		3 1		
20 N	Miami (FL)		1 3							67 N	LSU		0 3		119 A	North Texas		0 3		
23 A	North Carolina		0 3							77 A	VCU		2 3		132 H	UC Davis		2 3		
										79 N	Western Mich.		0 3		134 H	UTSA		1 3		
										82 H	Furman		0 3		151 H	Troy		0 3		
										84 N	UNLV		0 3		169 H	South Ala.		2 3		
															181 H	UAB		3 0		
															195 A	Austin Peay		2 3		
															195 H	Austin Peay		0 3		
															197 H	FIU		3 0		
															200 A	La.-Lafayette		3 1		
															235 N	Harvard		3 2		
															248 A	La.-Monroe		3 0		
															272 H	Fla. Atlantic		3 1		
				LAST 10 GAMES																
				197 H	FIU		3 0			33 H	Western Ky.		0 3							
				272 H	Fla. Atlantic		3 1			200 A	La.-Lafayette		3 1							
				195 A	Austin Peay		2 3			151 H	Troy		0 3							
				119 A	North Texas		0 3			169 H	South Ala.		2 3							
				248 A	La.-Monroe		3 0			20 N	Miami (FL)		1 3							

Non-Div. I Games:

Middle Tenn.

Average RPI Win: 244		WON-LOST RECORD		WINNING PCT. RANK		LAST 10 GAMES		STRENGTH OF SCHEDULE		OPP. STRENGTH OF SCHEDULE		TEAM RPI		ADJ RPI		CONF. RPI		ADJ CONF. RPI	
Average RPI Loss: 165																			
DIV. I ONLY		15- 7		.68182 72		7- 3		261		242		155		.48852 165		26		26	
DIV. I NON-CONF.		10- 5		.66667 87		2- 1		243		200		138		.50341 146		27		27	
TOTALS		RPI 1-25		RPI 26-50		W-L RECORDS		RPI 51-100		RPI 101-150		RPI 150+							
15- 7		0- 0		0- 0		OVERALL		0- 2		0- 1		15- 4							
5- 0		0- 0		0- 0		HOME		0- 0		0- 0		5- 0							
6- 4		0- 0		0- 0		AWAY		0- 1		0- 0		6- 3							
4- 3		0- 0		0- 0		NEUTRAL		0- 1		0- 1		4- 1							
10- 5		0- 0		0- 0		NON-CONFERENCE		0- 2		0- 1		10- 2							
2- 0		0- 0		0- 0		HOME		0- 0		0- 0		2- 0							
4- 2		0- 0		0- 0		AWAY		0- 1		0- 0		4- 1							
4- 3		0- 0		0- 0		NEUTRAL		0- 1		0- 1		4- 1							
5- 2		0- 0		0- 0		CONFERENCE		0- 0		0- 0		5- 2							
3- 0		0- 0		0- 0		HOME		0- 0		0- 0		3- 0							
2- 2		0- 0		0- 0		AWAY		0- 0		0- 0		2- 2							
0- 0		0- 0		0- 0		NEUTRAL		0- 0		0- 0		0- 0							
RPI S	Opponent	Score		RPI S	Opponent	Score		RPI S	Opponent	Score		RPI S	Opponent	Score					
								55 N	Virginia Tech	1	3	123 N	Marshall	0	3				
								77 A	VCU	0	3	157 A	Virginia	2	3				
												170 H	James Madison	3	0				
												172 H	High Point	3	0				
												203 A	Kent St.	3	2				
												211 N	Columbia	3	1				
												212 H	William & Mary	3	1				
												225 A	Georgetown	3	1				
												229 N	UNC Greensboro	2	3				
												233 A	UCF	3	2				
												234 A	Coastal Caro.	1	3				
												241 N	Elon	3	0				
												254 N	Jacksonville	3	2				
												266 H	Radford	3	0				
												279 A	UNC Asheville	2	3				
												284 N	Saint Francis (PA)	3	0				
												286 A	Charleston So.	3	2				
												288 A	Gardner-Webb	3	0				
												307 H	Campbell	3	0				
												313 A	N.C. Central	3	0				
LAST 10 GAMES																			
								234 A	Coastal Caro.	1	3	279 A	UNC Asheville	2	3				
								286 A	Charleston So.	3	2	288 A	Gardner-Webb	3	0				
								172 H	High Point	3	0	170 H	James Madison	3	0				
								307 H	Campbell	3	0	266 H	Radford	3	0				
								77 A	VCU	0	3	225 A	Georgetown	3	1				

Non-Div. I Games:

Liberty

SMU				Through Games Of Sunday, Oct. 14, 2012													
Average RPI Win:		226	WON-LOST	WINNING	LAST 10	STRENGTH OF		OPP. STRENGTH	TEAM	ADJ		CONF.	ADJ CONF.				
Average RPI Loss:		91	RECORD	PCT. RANK	GAMES	SCHEDULE		OF SCHEDULE	RPI	RPI		RPI	RPI				
DIV. I ONLY			8- 13	.38095	229	6- 4		107	136	177	.48805	166	21	21			
DIV. I NON-CONF.			3- 9	.25	268	1- 0		25	85	144	.50906	134	17	17			
TOTALS		RPI 1-25		RPI 26-50		W-L RECORDS		RPI 51-100		RPI 101-150		RPI 150+					
8- 13		0- 1		0- 2		OVERALL		1- 4		0- 4		7- 2					
3- 4		0- 0		0- 2		HOME		0- 0		0- 2		3- 0					
2- 6		0- 1		0- 0		AWAY		0- 3		0- 1		2- 1					
3- 3		0- 0		0- 0		NEUTRAL		1- 1		0- 1		2- 1					
3- 9		0- 1		0- 2		NON-CONFERENCE		1- 3		0- 2		2- 1					
0- 3		0- 0		0- 2		HOME		0- 0		0- 1		0- 0					
0- 3		0- 1		0- 0		AWAY		0- 2		0- 0		0- 0					
3- 3		0- 0		0- 0		NEUTRAL		1- 1		0- 1		2- 1					
5- 4		0- 0		0- 0		CONFERENCE		0- 1		0- 2		5- 1					
3- 1		0- 0		0- 0		HOME		0- 0		0- 1		3- 0					
2- 3		0- 0		0- 0		AWAY		0- 1		0- 1		2- 1					
0- 0		0- 0		0- 0		NEUTRAL		0- 0		0- 0		0- 0					
RPI	S	Opponent		Score		RPI	S	Opponent		Score		RPI	S	Opponent		Score	
19	A	Oklahoma		0	3	36	H	Wichita St.		2	3	56	N	New Mexico		0	3
						49	H	Auburn		0	3	58	A	Georgia Tech		2	3
												61	A	TCU		0	3
												63	A	Tulsa		1	3
												88	N	A&M-Corpus Christi		3	0
												103	A	Rice		2	3
												123	H	Marshall		2	3
												127	N	Cal St. Fullerton		0	3
												142	H	Texas St.		0	3
												155	N	Army		1	3
												159	H	UTEP		3	1
												173	N	UALR		3	2
												186	A	Houston		0	3
												233	A	UCF		3	1
												268	A	Southern Miss.		3	0
												286	N	Charleston So.		3	0
												291	H	Tulane		3	2
												311	H	East Carolina		3	0
						LAST 10 GAMES											
						159	H	UTEP		3	1	103	A	Rice		2	3
						291	H	Tulane		3	2	123	H	Marshall		2	3
						268	A	Southern Miss.		3	0	311	H	East Carolina		3	0
						233	A	UCF		3	1	63	A	Tulsa		1	3
						186	A	Houston		0	3	173	N	UALR		3	2

Non-Div. I Games:

SMU

Average RPI Win:	210	WON-LOST RECORD	WINNING PCT. RANK	LAST 10 GAMES	STRENGTH OF SCHEDULE	OPP. STRENGTH OF SCHEDULE	TEAM RPI	ADJ RPI	CONF. RPI	ADJ CONF. RPI	
DIV. I ONLY	12- 9	.57143	129	4- 6	239	158	170	.48732	167	13	14
DIV. I NON-CONF.	10- 4	.71429	73	2- 1	307	177	166	.48759	165	15	15
TOTALS	RPI 1-25	RPI 26-50	W-L RECORDS	RPI 51-100	RPI 101-150	RPI 150+					
12- 9	0- 0	0- 1	OVERALL	0- 2	3- 3	9- 3					
5- 3	0- 0	0- 0	HOME	0- 1	2- 1	3- 1					
4- 5	0- 0	0- 1	AWAY	0- 1	1- 2	3- 1					
3- 1	0- 0	0- 0	NEUTRAL	0- 0	0- 0	3- 1					
10- 4	0- 0	0- 0	NON-CONFERENCE	0- 0	3- 2	7- 2					
4- 2	0- 0	0- 0	HOME	0- 0	2- 1	2- 1					
3- 1	0- 0	0- 0	AWAY	0- 0	1- 1	2- 0					
3- 1	0- 0	0- 0	NEUTRAL	0- 0	0- 0	3- 1					
2- 5	0- 0	0- 1	CONFERENCE	0- 2	0- 1	2- 1					
1- 1	0- 0	0- 0	HOME	0- 1	0- 0	1- 0					
1- 4	0- 0	0- 1	AWAY	0- 1	0- 1	1- 1					
0- 0	0- 0	0- 0	NEUTRAL	0- 0	0- 0	0- 0					
RPI S	Opponent	Score	RPI S	Opponent	Score	RPI S	Opponent	Score	RPI S	Opponent	Score
			37 A Dayton	1 3		77 A VCU	0 3		111 A Xavier	0 3	
						93 H Duquesne	1 3		124 H Indiana	3 1	
									130 A Pittsburgh	0 3	
									132 H UC Davis	0 3	
									136 A IUPUI	3 2	
									140 H Southeast Mo. St.	3 2	
									152 H Stephen F. Austin	0 3	
									153 A Saint Louis	1 3	
									154 H George Washington	3 0	
									199 H Western Ill.	3 1	
									203 H Kent St.	3 0	
									226 A DePaul	3 2	
									231 A Charlotte	3 1	
									234 N Coastal Caro.	3 2	
									255 N Eastern Ill.	3 0	
									289 N Indiana St.	1 3	
									294 A Wright St.	3 0	
									321 N Howard	3 0	
LAST 10 GAMES											
			77 A VCU	0 3		111 A Xavier	0 3				
			231 A Charlotte	3 1		37 A Dayton	1 3				
			153 A Saint Louis	1 3		203 H Kent St.	3 0				
			93 H Duquesne	1 3		132 H UC Davis	0 3				
			154 H George Washington	3 0		140 H Southeast Mo. St.	3 2				

Non-Div. I Games:

Butler

Average RPI Win: 252		WON-LOST RECORD		WINNING PCT. RANK		LAST 10 GAMES		STRENGTH OF SCHEDULE		OPP. STRENGTH OF SCHEDULE		TEAM RPI		ADJ RPI		CONF. RPI		ADJ CONF. RPI	
DIV. I ONLY		14- 7		.66667 75		7- 3		274		209		163		.48699 168		13		14	
DIV. I NON-CONF.		9- 4		.69231 81		3- 0		285		252		167		.48447 171		15		15	
TOTALS		RPI 1-25		RPI 26-50		W-L RECORDS		RPI 51-100		RPI 101-150		RPI 150+							
14- 7		0- 0		0- 1		OVERALL		0- 2		1- 1		13- 3							
7- 1		0- 0		0- 1		HOME		0- 0		1- 0		6- 0							
2- 4		0- 0		0- 0		AWAY		0- 2		0- 0		2- 2							
5- 2		0- 0		0- 0		NEUTRAL		0- 0		0- 1		5- 1							
9- 4		0- 0		0- 0		NON-CONFERENCE		0- 1		0- 1		9- 2							
4- 0		0- 0		0- 0		HOME		0- 0		0- 0		4- 0							
1- 2		0- 0		0- 0		AWAY		0- 1		0- 0		1- 1							
4- 2		0- 0		0- 0		NEUTRAL		0- 0		0- 1		4- 1							
5- 3		0- 0		0- 1		CONFERENCE		0- 1		1- 0		4- 1							
3- 1		0- 0		0- 1		HOME		0- 0		1- 0		2- 0							
1- 2		0- 0		0- 0		AWAY		0- 1		0- 0		1- 1							
1- 0		0- 0		0- 0		NEUTRAL		0- 0		0- 0		1- 0							
RPI	S	Opponent		Score	RPI	S	Opponent		Score	RPI	S	Opponent		Score					
		37 H Dayton		0 3			74 A South Carolina		0 3			111 H Xavier		3 2					
							93 A Duquesne		0 3			144 N East Tenn. St.		0 3					
												154 A George Washington		2 3					
												179 N Villanova		2 3					
												187 N Akron		3 0					
												194 A Penn		3 1					
												238 A Miami (OH)		1 3					
												242 H Rhode Island		3 0					
												257 H Cornell		3 0					
												260 H Fordham		3 0					
												269 H NJIT		3 0					
												270 H Central Conn. St.		3 1					
												275 H Navy		3 0					
												279 N UNC Asheville		3 0					
												287 A La Salle		3 0					
												287 N La Salle		3 0					
												289 N Indiana St.		3 1					
												317 N Chicago St.		3 0					
LAST 10 GAMES																			
		154 A George Washington		2 3			260 H Fordham		3 0										
		93 A Duquesne		0 3			242 H Rhode Island		3 0										
		287 A La Salle		3 0			257 H Cornell		3 0										
		37 H Dayton		0 3			270 H Central Conn. St.		3 1										
		111 H Xavier		3 2			275 H Navy		3 0										

Non-Div. I Games:

Temple

Average RPI Win:	233	WON-LOST	WINNING	LAST 10	STRENGTH OF	OPP. STRENGTH	TEAM	ADJ	CONF.	ADJ CONF.	
Average RPI Loss:	102	RECORD	PCT. RANK	GAMES	SCHEDULE	OF SCHEDULE	RPI	RPI	RPI	RPI	
DIV. I ONLY	12- 10	.54545	140	6- 4	228	150	174	.48671	169	15	15
DIV. I NON-CONF.	7- 7	.5	157	1- 1	240	157	203	.47307	193	14	14
<hr/>											
TOTALS	RPI 1-25	RPI 26-50		W-L RECORDS	RPI 51-100		RPI 101-150		RPI 150+		
12- 10	0- 0	0- 2		OVERALL	0- 3		1- 3		11- 2		
5- 0	0- 0	0- 0		HOME	0- 0		1- 0		4- 0		
3- 5	0- 0	0- 1		AWAY	0- 1		0- 1		3- 2		
4- 5	0- 0	0- 1		NEUTRAL	0- 2		0- 2		4- 0		
<hr/>											
7- 7	0- 0	0- 1		NON-CONFERENCE	0- 3		0- 2		7- 1		
1- 0	0- 0	0- 0		HOME	0- 0		0- 0		1- 0		
2- 2	0- 0	0- 0		AWAY	0- 1		0- 0		2- 1		
4- 5	0- 0	0- 1		NEUTRAL	0- 2		0- 2		4- 0		
<hr/>											
5- 3	0- 0	0- 1		CONFERENCE	0- 0		1- 1		4- 1		
4- 0	0- 0	0- 0		HOME	0- 0		1- 0		3- 0		
1- 3	0- 0	0- 1		AWAY	0- 0		0- 1		1- 1		
0- 0	0- 0	0- 0		NEUTRAL	0- 0		0- 0		0- 0		
<hr/>											
RPI S	Opponent	Score	RPI S	Opponent	Score	RPI S	Opponent	Score	RPI S	Opponent	Score
			33 A	Western Ky.	0 3	71 N	Central Ark.	1 3	118 A	Arkansas St.	0 3
			46 N	Wisconsin	1 3	76 N	Southern Ill.	1 3	119 H	North Texas	3 1
						94 A	Ga. Southern	1 3	120 N	Samford	1 3
									135 N	Valparaiso	1 3
									153 A	Saint Louis	0 3
									164 A	Middle Tenn.	3 2
									173 A	UALR	1 3
									189 H	Nicholls St.	3 0
									197 H	FIU	3 0
									214 N	Mercer	3 1
									239 A	Georgia St.	3 2
									248 H	La.-Monroe	3 2
									254 N	Jacksonville	3 0
									268 A	Southern Miss.	3 0
									272 H	Fla. Atlantic	3 0
									309 N	Louisiana Tech	3 1
									325 N	Savannah St.	3 0
<hr/>											
LAST 10 GAMES											
			119 H	North Texas	3 1	272 H	Fla. Atlantic	3 0			
			248 H	La.-Monroe	3 2	33 A	Western Ky.	0 3			
			118 A	Arkansas St.	0 3	164 A	Middle Tenn.	3 2			
			173 A	UALR	1 3	46 N	Wisconsin	1 3			
			197 H	FIU	3 0	325 N	Savannah St.	3 0			

Non-Div. I Games:

South Ala.

Average RPI Win:		259	WON-LOST RECORD		WINNING PCT. RANK		LAST 10 GAMES		STRENGTH OF SCHEDULE		OPP. STRENGTH OF SCHEDULE		TEAM RPI		ADJ RPI		CONF. RPI		ADJ CONF. RPI								
Average RPI Loss:		95																									
DIV. I ONLY			10- 10		.5 164		5- 5		171		195		176		.48292 170		19		19								
DIV. I NON-CONF.			7- 7		.5 157		2- 2		193		189		180		.481 178		20		20								
<hr/>																											
TOTALS		RPI 1-25		RPI 26-50				W-L RECORDS				RPI 51-100				RPI 101-150				RPI 150+							
10- 10		0- 1		0- 1				OVERALL				0- 3				0- 3				10- 2							
5- 3		0- 1		0- 0				HOME				0- 0				0- 2				5- 0							
1- 5		0- 0		0- 0				AWAY				0- 2				0- 1				1- 2							
4- 2		0- 0		0- 1				NEUTRAL				0- 1				0- 0				4- 0							
7- 7		0- 1		0- 1				NON-CONFERENCE				0- 2				0- 2				7- 1							
2- 2		0- 1		0- 0				HOME				0- 0				0- 1				2- 0							
1- 3		0- 0		0- 0				AWAY				0- 1				0- 1				1- 1							
4- 2		0- 0		0- 1				NEUTRAL				0- 1				0- 0				4- 0							
3- 3		0- 0		0- 0				CONFERENCE				0- 1				0- 1				3- 1							
3- 1		0- 0		0- 0				HOME				0- 0				0- 1				3- 0							
0- 2		0- 0		0- 0				AWAY				0- 1				0- 0				0- 1							
0- 0		0- 0		0- 0				NEUTRAL				0- 0				0- 0				0- 0							
RPI	S	Opponent			Score		RPI	S	Opponent			Score		RPI	S	Opponent			Score		RPI	S	Opponent			Score	
10	H	Minnesota			1	3	46	N	Wisconsin			0	3	64	A	Long Beach St.			0	3	101	H	Towson			2	3
							80	N	Cal St. Northridge			0	3	104	H	Seton Hall			1	3							
							86	A	Northeastern			0	3	105	A	South Fla.			1	3							
																					165	A	Liberty			0	3
																					193	A	Hofstra			1	3
																					196	H	Delaware			3	0
																					197	N	FIU			3	1
																					239	H	Georgia St.			3	0
																					240	A	UMBC			3	1
																					263	H	George Mason			3	1
																					266	H	Radford			3	0
																					271	H	Appalachian St.			3	0
																					280	N	Robert Morris			3	0
																					319	N	Bethune-Cookman			3	0
																					321	N	Howard			3	1

Non-Div. I Games:

James Madison

Average RPI Win: 235		WON-LOST	WINNING	LAST 10	STRENGTH OF	OPP. STRENGTH	TEAM	ADJ	CONF.	ADJ CONF.				
Average RPI Loss: 64		RECORD	PCT. RANK	GAMES	SCHEDULE	OF SCHEDULE	RPI	RPI	RPI	RPI				
DIV. I ONLY		4- 14	.22222	293	0- 10		61	52	184	.48266	171	4	4	
DIV. I NON-CONF.		4- 5	.44444	194	0- 1		110	155	151	.49878	149	4	4	

TOTALS		RPI 1-25		RPI 26-50		W-L RECORDS		RPI 51-100		RPI 101-150		RPI 150+		
4- 14		0- 3		0- 5		OVERALL		0- 3		1- 2		3- 1		
2- 5		0- 1		0- 1		HOME		0- 2		0- 0		2- 1		
1- 6		0- 2		0- 3		AWAY		0- 1		0- 0		1- 0		
1- 3		0- 0		0- 1		NEUTRAL		0- 0		1- 2		0- 0		
4- 5		0- 1		0- 1		NON-CONFERENCE		0- 0		1- 2		3- 1		
2- 1		0- 0		0- 0		HOME		0- 0		0- 0		2- 1		
1- 1		0- 1		0- 0		AWAY		0- 0		0- 0		1- 0		
1- 3		0- 0		0- 1		NEUTRAL		0- 0		1- 2		0- 0		
0- 9		0- 2		0- 4		CONFERENCE		0- 3		0- 0		0- 0		
0- 4		0- 1		0- 1		HOME		0- 2		0- 0		0- 0		
0- 5		0- 1		0- 3		AWAY		0- 1		0- 0		0- 0		
0- 0		0- 0		0- 0		NEUTRAL		0- 0		0- 0		0- 0		
RPI	S	Opponent		Score	RPI	S	Opponent		Score	RPI	S	Opponent		Score
12	H	Florida		0 3	28	A	Texas A&M		0 3	54	H	Georgia		1 3
14	A	Southern California		0 3	43	N	UNI		0 3	67	H	LSU		2 3
17	A	Kentucky		0 3	48	A	Missouri		0 3	97	A	Ole Miss		1 3
					49	A	Auburn		0 3					
					49	H	Auburn		0 3					
												</		

Non-Div. I Games:

Mississippi St.

Average RPI Win:	236	WON-LOST RECORD	WINNING PCT. RANK	LAST 10 GAMES	STRENGTH OF SCHEDULE	OPP. STRENGTH OF SCHEDULE	TEAM RPI	ADJ RPI	CONF. RPI	ADJ CONF. RPI	
DIV. I ONLY		15- 8	.65217 83	6- 4	254	245	161	.48124 172	26	26	
DIV. I NON-CONF.		11- 5	.6875 85	2- 1	249	205	134	.50574 139	27	27	
<hr/>											
TOTALS	RPI 1-25	RPI 26-50		W-L RECORDS	RPI 51-100		RPI 101-150		RPI 150+		
15- 8	0- 0	0- 1		OVERALL	1- 2		1- 0		13- 5		
5- 2	0- 0	0- 0		HOME	1- 1		1- 0		3- 1		
6- 4	0- 0	0- 1		AWAY	0- 0		0- 0		6- 3		
4- 2	0- 0	0- 0		NEUTRAL	0- 1		0- 0		4- 1		
<hr/>											
11- 5	0- 0	0- 1		NON-CONFERENCE	1- 2		1- 0		9- 2		
4- 1	0- 0	0- 0		HOME	1- 1		1- 0		2- 0		
3- 2	0- 0	0- 1		AWAY	0- 0		0- 0		3- 1		
4- 2	0- 0	0- 0		NEUTRAL	0- 1		0- 0		4- 1		
<hr/>											
4- 3	0- 0	0- 0		CONFERENCE	0- 0		0- 0		4- 3		
1- 1	0- 0	0- 0		HOME	0- 0		0- 0		1- 1		
3- 2	0- 0	0- 0		AWAY	0- 0		0- 0		3- 2		
0- 0	0- 0	0- 0		NEUTRAL	0- 0		0- 0		0- 0		
<hr/>											
RPI S	Opponent	Score	RPI S	Opponent	Score	RPI S	Opponent	Score	RPI S	Opponent	Score
			49 A	Auburn	0 3	55 H	Virginia Tech	3 1	143 H	Wake Forest	3 2
						59 H	Loyola Marymount	1 3	158 N	LIU Brooklyn	3 2
						94 N	Ga. Southern	1 3	165 A	Liberty	0 3
									180 N	Green Bay	0 3
									191 N	Jacksonville St.	3 2
									218 A	Presbyterian	3 2
									227 A	Davidson	3 0
									229 H	UNC Greensboro	3 2
									234 H	Coastal Caro.	2 3
									241 A	Elon	3 1
									251 A	UNC Wilmington	0 3
									262 A	Winthrop	2 3
									263 H	George Mason	3 2
									266 A	Radford	3 1
									286 H	Charleston So.	3 0
									307 A	Campbell	3 1
									312 N	Delaware St.	3 0
									313 N	N.C. Central	3 0
									328 A	N.C. A&T	3 1
<hr/>											
			LAST 10 GAMES								
			218 A	Presbyterian	3 2	234 H	Coastal Caro.	2 3			
			262 A	Winthrop	2 3	328 A	N.C. A&T	3 1			
			165 A	Liberty	0 3	307 A	Campbell	3 1			
			266 A	Radford	3 1	180 N	Green Bay	0 3			
			286 H	Charleston So.	3 0	313 N	N.C. Central	3 0			

Non-Div. I Games:

High Point

UALR

Average RPI Win: 211		WON-LOST RECORD	WINNING PCT. RANK	LAST 10 GAMES	STRENGTH OF SCHEDULE	OPP. STRENGTH OF SCHEDULE	TEAM RPI	ADJ RPI	CONF. RPI	ADJ CONF. RPI	
Average RPI Loss: 121											
DIV. I ONLY		9- 10	.47368 188	5- 5	154	145	171	.47898 173	15	15	
DIV. I NON-CONF.		4- 8	.33333 244	0- 3	128	103	212	.45941 211	14	14	
<hr/>											
TOTALS		RPI 1-25	RPI 26-50		W-L RECORDS		RPI 51-100		RPI 101-150		RPI 150+
9- 10		0- 1	0- 0		OVERALL		0- 4		1- 0		8- 5
3- 1		0- 0	0- 0		HOME		0- 0		1- 0		2- 1
3- 4		0- 1	0- 0		AWAY		0- 2		0- 0		3- 1
3- 5		0- 0	0- 0		NEUTRAL		0- 2		0- 0		3- 3
4- 8		0- 1	0- 0		NON-CONFERENCE		0- 4		0- 0		4- 3
0- 0		0- 0	0- 0		HOME		0- 0		0- 0		0- 0
1- 3		0- 1	0- 0		AWAY		0- 2		0- 0		1- 0
3- 5		0- 0	0- 0		NEUTRAL		0- 2		0- 0		3- 3
5- 2		0- 0	0- 0		CONFERENCE		0- 0		1- 0		4- 2
3- 1		0- 0	0- 0		HOME		0- 0		1- 0		2- 1
2- 1		0- 0	0- 0		AWAY		0- 0		0- 0		2- 1
0- 0		0- 0	0- 0		NEUTRAL		0- 0		0- 0		0- 0
RPI S	Opponent	Score		RPI S	Opponent	Score		RPI S	Opponent	Score	
19 A	Oklahoma	0 3						119 H	North Texas	3 2	
								151 H	Troy	1 3	
								163 N	Oral Roberts	2 3	
								166 N	SMU	2 3	
								169 H	South Ala.	3 1	
								189 N	Nicholls St.	3 0	
								195 N	Austin Peay	2 3	
								195 N	Austin Peay	3 2	
								197 A	FIU	3 2	
								200 A	La.-Lafayette	0 3	
								248 H	La.-Monroe	3 0	
								252 A	Memphis	3 0	
								258 N	UT Martin	3 1	
								272 A	Fla. Atlantic	3 2	
				LAST 10 GAMES							
				200 A	La.-Lafayette	0 3		272 A	Fla. Atlantic	3 2	
				151 H	Troy	1 3		197 A	FIU	3 2	
				169 H	South Ala.	3 1		166 N	SMU	2 3	
				119 H	North Texas	3 2		19 A	Oklahoma	0 3	
				248 H	La.-Monroe	3 0		56 N	New Mexico	2 3	

Non-Div. I Games:

UALR

Average RPI Win: 213		WON-LOST RECORD		WINNING PCT. RANK		LAST 10 GAMES		STRENGTH OF SCHEDULE		OPP. STRENGTH OF SCHEDULE		TEAM RPI		ADJ RPI		CONF. RPI		ADJ CONF. RPI					
DIV. I ONLY		12- 10		.54545 140		7- 3		192		170		162		.47893 174		18		18					
DIV. I NON-CONF.		7- 8		.46667 178		2- 1		218		130		202		.45819 215		19		19					
TOTALS		RPI 1-25		RPI 26-50		W-L RECORDS		RPI 51-100		RPI 101-150		RPI 150+											
12- 10		0- 1		0- 1		OVERALL		0- 2		2- 1		10- 5											
6- 3		0- 0		0- 0		HOME		0- 2		2- 0		4- 1											
2- 3		0- 0		0- 0		AWAY		0- 0		0- 1		2- 2											
4- 4		0- 1		0- 1		NEUTRAL		0- 0		0- 0		4- 2											
7- 8		0- 1		0- 1		NON-CONFERENCE		0- 2		1- 0		6- 4											
2- 3		0- 0		0- 0		HOME		0- 2		1- 0		1- 1											
1- 1		0- 0		0- 0		AWAY		0- 0		0- 0		1- 1											
4- 4		0- 1		0- 1		NEUTRAL		0- 0		0- 0		4- 2											
5- 2		0- 0		0- 0		CONFERENCE		0- 0		1- 1		4- 1											
4- 0		0- 0		0- 0		HOME		0- 0		1- 0		3- 0											
1- 2		0- 0		0- 0		AWAY		0- 0		0- 1		1- 1											
0- 0		0- 0		0- 0		NEUTRAL		0- 0		0- 0		0- 0											
RPI	S	Opponent		Score		RPI	S	Opponent		Score		RPI	S	Opponent		Score							
2	N	Penn St.		0 3		27	N	Oregon St.		0 3		62	H	IPFW		0 3							
												92	H	Eastern Mich.		1 3							
														110 A Cleveland St.		0 3							
														114 H Northern Ill.		3 1							
														135 H Valparaiso		3 1							
														156 A Loyola Chicago		3 1							
														175 H Milwaukee		3 2							
														180 H Green Bay		3 0							
														200 N La.-Lafayette		3 2							
														204 N Syracuse		2 3							
														205 A Youngstown St.		2 3							
														210 H Texas-Arlington		1 3							
														220 A Colgate		3 0							
														223 N Belmont		1 3							
														226 N DePaul		3 0							
														252 A Memphis		2 3							
														255 H Eastern Ill.		3 0							
														294 H Wright St.		3 1							
														295 N Alabama A&M		3 1							
														304 N Bryant		3 0							
LAST 10 GAMES																							
156 A Loyola Chicago						3 1						205 A Youngstown St.						2 3					
175 H Milwaukee						3 2						294 H Wright St.						3 1					
180 H Green Bay						3 0						135 H Valparaiso						3 1					
255 H Eastern Ill.						3 0						200 N La.-Lafayette						3 2					
110 A Cleveland St.						0 3						223 N Belmont						1 3					

Average RPI Win: 222		WON-LOST	WINNING	LAST 10	STRENGTH OF		OPP. STRENGTH	TEAM	ADJ	CONF.	ADJ CONF.
Average RPI Loss: 108		RECORD	PCT. RANK	GAMES	SCHEDULE		OF SCHEDULE	RPI	RPI	RPI	RPI
DIV. I ONLY		8- 12	.4 218	3- 7	126		162	182	.47875 175	18	18
DIV. I NON-CONF.		5- 8	.38462 224	0- 3	121		118	182	.48159 177	19	19
TOTALS		RPI 1-25	RPI 26-50	W-L RECORDS	RPI 51-100		RPI 101-150	RPI 150+			
8- 12	0- 0		0- 3	OVERALL	0- 3		1- 3	7- 3			
5- 4	0- 0		0- 0	HOME	0- 1		1- 2	4- 1			
0- 5	0- 0		0- 3	AWAY	0- 0		0- 0	0- 2			
3- 3	0- 0		0- 0	NEUTRAL	0- 2		0- 1	3- 0			
5- 8	0- 0		0- 3	NON-CONFERENCE	0- 3		1- 1	4- 1			
2- 2	0- 0		0- 0	HOME	0- 1		1- 0	1- 1			
0- 3	0- 0		0- 3	AWAY	0- 0		0- 0	0- 0			
3- 3	0- 0		0- 0	NEUTRAL	0- 2		0- 1	3- 0			
3- 4	0- 0		0- 0	CONFERENCE	0- 0		0- 2	3- 2			
3- 2	0- 0		0- 0	HOME	0- 0		0- 2	3- 0			
0- 2	0- 0		0- 0	AWAY	0- 0		0- 0	0- 2			
0- 0	0- 0		0- 0	NEUTRAL	0- 0		0- 0	0- 0			
RPI S	Opponent	Score	RPI S	Opponent	Score	RPI S	Opponent	Score	RPI S	Opponent	Score
			32 A	Marquette	1 3	53 N	Pacific	1 3	110 H	Cleveland St.	0 3
			44 A	Duke	0 3	79 H	Western Mich.	2 3	135 H	Valparaiso	2 3
			46 A	Wisconsin	0 3	98 N	Iowa	2 3	140 H	Southeast Mo. St.	3 0
									147 N	North Dakota St.	2 3
									156 A	Loyola Chicago	2 3
									174 A	Ill.-Chicago	2 3
									180 H	Green Bay	3 2
									205 H	Youngstown St.	3 1
									206 N	Fairfield	3 1
									212 N	William & Mary	3 1
									221 H	Bradley	2 3
									230 N	Drake	3 0
									294 H	Wright St.	3 1
									311 H	East Carolina	3 0
LAST 10 GAMES											
			135 H	Valparaiso	2 3	110 H	Cleveland St.	0 3			
			294 H	Wright St.	3 1	205 H	Youngstown St.	3 1			
			174 A	Ill.-Chicago	2 3	53 N	Pacific	1 3			
			156 A	Loyola Chicago	2 3	32 A	Marquette	1 3			
			180 H	Green Bay	3 2	98 N	Iowa	2 3			

Non-Div. I Games:

Milwaukee

Average RPI Win:	238	WON-LOST	WINNING	LAST 10	STRENGTH OF	OPP. STRENGTH	TEAM	ADJ	CONF.	ADJ CONF.	
Average RPI Loss:	103	RECORD	PCT. RANK	GAMES	SCHEDULE	OF SCHEDULE	RPI	RPI	RPI	RPI	
DIV. I ONLY	10- 10	.5	164	7- 3	205	180	186	.47865	176	30	27
DIV. I NON-CONF.	10- 10	.5	157	7- 3	203	175	184	.47865	181	29	29
<hr/>											
TOTALS	RPI 1-25	RPI 26-50		W-L RECORDS		RPI 51-100		RPI 101-150		RPI 150+	
10- 10	0- 0	0- 0		OVERALL		0- 5		3- 4		7- 1	
5- 2	0- 0	0- 0		HOME		0- 1		3- 0		2- 1	
3- 4	0- 0	0- 0		AWAY		0- 3		0- 1		3- 0	
2- 4	0- 0	0- 0		NEUTRAL		0- 1		0- 3		2- 0	
10- 10	0- 0	0- 0		NON-CONFERENCE		0- 5		3- 4		7- 1	
5- 2	0- 0	0- 0		HOME		0- 1		3- 0		2- 1	
3- 4	0- 0	0- 0		AWAY		0- 3		0- 1		3- 0	
2- 4	0- 0	0- 0		NEUTRAL		0- 1		0- 3		2- 0	
0- 0	0- 0	0- 0		CONFERENCE		0- 0		0- 0		0- 0	
0- 0	0- 0	0- 0		HOME		0- 0		0- 0		0- 0	
0- 0	0- 0	0- 0		AWAY		0- 0		0- 0		0- 0	
0- 0	0- 0	0- 0		NEUTRAL		0- 0		0- 0		0- 0	
RPI	S	Opponent	Score	RPI	S	Opponent	Score	RPI	S	Opponent	Score
						56 H New Mexico	1 3	122 N Washington St.		1 3	
						59 A Loyola Marymount	0 3	122 N Washington St.		0 3	
						69 N Northern Ariz.	1 3	127 N Cal St. Fullerton		1 3	
						81 A Colorado	2 3	137 H Utah Valley		3 2	
						84 A UNLV	0 3	148 H UMES		3 1	
								148 H UMES		3 1	
								150 A Air Force		0 3	
								162 H Boise St.		1 3	
								202 H Cal Poly		3 2	
								219 A Nevada		3 1	
								296 N Citadel		3 0	
								299 N Norfolk St.		3 0	
								300 H Bucknell		3 0	
								316 A Alabama St.		3 1	
								316 A Alabama St.		3 0	
				LAST 10 GAMES							
						316 A Alabama St.	3 1	56 H New Mexico		1 3	
						316 A Alabama St.	3 0	202 H Cal Poly		3 2	
						300 H Bucknell	3 0	137 H Utah Valley		3 2	
						162 H Boise St.	1 3	148 H UMES		3 1	
						59 A Loyola Marymount	0 3	148 H UMES		3 1	

Non-Div. I Games:

CSU Bakersfield

Average RPI Win: 261		WON-LOST	WINNING	LAST 10	STRENGTH OF		OPP. STRENGTH	TEAM	ADJ	CONF.	ADJ CONF.				
Average RPI Loss: 117		RECORD	PCT. RANK	GAMES	SCHEDULE		OF SCHEDULE	RPI	RPI	RPI	RPI				
DIV. I ONLY		13- 10	.56522	133	5- 4		236	228	180	.47854	177	25	25		
DIV. I NON-CONF.		10- 9	.52632	156	2- 3		175	220	164	.48639	168	25	25		
<hr/>															
TOTALS		RPI 1-25		RPI 26-50		W-L RECORDS		RPI 51-100		RPI 101-150		RPI 150+			
13- 10		0- 0		0- 1		OVERALL		0- 2		2- 5		11- 2			
4- 1		0- 0		0- 0		HOME		0- 0		1- 1		3- 0			
4- 6		0- 0		0- 1		AWAY		0- 0		0- 4		4- 1			
5- 3		0- 0		0- 0		NEUTRAL		0- 2		1- 0		4- 1			
10- 9		0- 0		0- 1		NON-CONFERENCE		0- 2		2- 4		8- 2			
3- 0		0- 0		0- 0		HOME		0- 0		1- 0		2- 0			
2- 6		0- 0		0- 1		AWAY		0- 0		0- 4		2- 1			
5- 3		0- 0		0- 0		NEUTRAL		0- 2		1- 0		4- 1			
3- 1		0- 0		0- 0		CONFERENCE		0- 0		0- 1		3- 0			
1- 1		0- 0		0- 0		HOME		0- 0		0- 1		1- 0			
2- 0		0- 0		0- 0		AWAY		0- 0		0- 0		2- 0			
0- 0		0- 0		0- 0		NEUTRAL		0- 0		0- 0		0- 0			
RPI	S	Opponent	Score	RPI	S	Opponent	Score	RPI	S	Opponent	Score	RPI	S	Opponent	Score
				26	A	Arkansas	0 3	80	N	Cal St. Northridge	0 3	103	A	Rice	1 3
								91	N	Texas Tech	2 3	117	A	Sam Houston St.	0 3
												119	A	North Texas	0 3
												133	N	UMKC	3 0
												134	A	UTSA	0 3
												134	H	UTSA	3 0
												137	H	Utah Valley	2 3
												159	N	UTEP	0 3
												200	A	La.-Lafayette	1 3
												228	N	Lamar	3 1
												248	N	La.-Monroe	3 1
												264	N	McNeese St.	3 0
												268	N	Southern Miss.	3 1
												269	A	NJIT	3 1
												302	A	New Orleans	3 0
												302	H	New Orleans	3 0
												305	A	Prairie View	3 1
												305	H	Prairie View	3 0
												317	A	Chicago St.	3 0
												317	H	Chicago St.	3 0
LAST 10 GAMES															
				302	H	New Orleans	3 0	269	A	NJIT	3 1				
				317	H	Chicago St.	3 0	302	A	New Orleans	3 0				
				117	A	Sam Houston St.	0 3	134	A	UTSA	0 3				
				137	H	Utah Valley	2 3	80	N	Cal St. Northridge	0 3				
				317	A	Chicago St.	3 0	91	N	Texas Tech	2 3				

Non-Div. I Games: Jarvis Christian 3 0

Houston Baptist

Average RPI Win: 259		WON-LOST RECORD		WINNING PCT. RANK		LAST 10 GAMES		STRENGTH OF SCHEDULE		OPP. STRENGTH OF SCHEDULE		TEAM RPI		ADJ RPI		CONF. RPI		ADJ CONF. RPI	
DIV. I ONLY		8- 13		.38095 229		2- 8		98		164		173		.47705 178		3		3	
DIV. I NON-CONF.		8- 6		.57143 136		2- 2		231		305		193		.46486 204		3		3	
TOTALS		RPI 1-25		RPI 26-50		W-L RECORDS		RPI 51-100		RPI 101-150		RPI 150+							
8- 13		0- 4		0- 1		OVERALL		0- 4		1- 1		7- 3							
7- 7		0- 2		0- 0		HOME		0- 3		1- 1		6- 1							
0- 5		0- 2		0- 1		AWAY		0- 0		0- 0		0- 2							
1- 1		0- 0		0- 0		NEUTRAL		0- 1		0- 0		1- 0							
8- 6		0- 0		0- 0		NON-CONFERENCE		0- 2		1- 1		7- 3							
7- 3		0- 0		0- 0		HOME		0- 1		1- 1		6- 1							
0- 2		0- 0		0- 0		AWAY		0- 0		0- 0		0- 2							
1- 1		0- 0		0- 0		NEUTRAL		0- 1		0- 0		1- 0							
0- 7		0- 4		0- 1		CONFERENCE		0- 2		0- 0		0- 0							
0- 4		0- 2		0- 0		HOME		0- 2		0- 0		0- 0							
0- 3		0- 2		0- 1		AWAY		0- 0		0- 0		0- 0							
0- 0		0- 0		0- 0		NEUTRAL		0- 0		0- 0		0- 0							
RPI S	Opponent		Score		RPI S	Opponent		Score		RPI S	Opponent		Score						
4	H	Texas	0	3	42	A	Iowa St.	0	3	61	H	TCU	2	3					
9	A	Kansas St.	0	3						74	N	South Carolina	0	3					
13	H	Kansas	1	3						91	H	Texas Tech	1	3					
19	A	Oklahoma	1	3						93	H	Duquesne	2	3					

Non-Div. I Games:

West Virginia

Average RPI Win:	201	WON-LOST	WINNING	LAST 10	STRENGTH OF	OPP. STRENGTH	TEAM	ADJ	CONF.	ADJ CONF.	
Average RPI Loss:	136	RECORD	PCT. RANK	GAMES	SCHEDULE	OF SCHEDULE	RPI	RPI	RPI	RPI	
DIV. I ONLY	10- 11	.47619	182	5- 5	145	175	169	.47627	179	8	9
DIV. I NON-CONF.	6- 8	.42857	202	1- 2	229	176	226	.44256	231	9	10
<hr/>											
TOTALS	RPI 1-25	RPI 26-50		W-L RECORDS	RPI 51-100		RPI 101-150		RPI 150+		
10- 11	0- 0	0- 1		OVERALL	0- 3		3- 4		7- 3		
5- 1	0- 0	0- 0		HOME	0- 1		2- 0		3- 0		
2- 6	0- 0	0- 0		AWAY	0- 2		1- 3		1- 1		
3- 4	0- 0	0- 1		NEUTRAL	0- 0		0- 1		3- 2		
<hr/>											
6- 8	0- 0	0- 1		NON-CONFERENCE	0- 3		0- 1		6- 3		
3- 1	0- 0	0- 0		HOME	0- 1		0- 0		3- 0		
0- 3	0- 0	0- 0		AWAY	0- 2		0- 0		0- 1		
3- 4	0- 0	0- 1		NEUTRAL	0- 0		0- 1		3- 2		
<hr/>											
4- 3	0- 0	0- 0		CONFERENCE	0- 0		3- 3		1- 0		
2- 0	0- 0	0- 0		HOME	0- 0		2- 0		0- 0		
2- 3	0- 0	0- 0		AWAY	0- 0		1- 3		1- 0		
0- 0	0- 0	0- 0		NEUTRAL	0- 0		0- 0		0- 0		
<hr/>											
RPI S	Opponent	Score	RPI S	Opponent	Score	RPI S	Opponent	Score	RPI S	Opponent	Score
			35 N	Northwestern	1 3	51 A	Arizona St.	0 3	104 H	Seton Hall	3 2
						83 A	Yale	1 3	105 A	South Fla.	0 3
						99 H	Maryland	0 3	112 H	Rutgers	3 1
									115 A	St. John's (NY)	2 3
									130 A	Pittsburgh	3 1
									146 N	Gonzaga	2 3
									149 A	Connecticut	1 3
									168 N	Temple	3 2
									194 A	Penn	0 3
									216 H	New Hampshire	3 2
									217 H	Lehigh	3 1
									225 A	Georgetown	3 1
									244 N	UC Riverside	0 3
									272 N	Fla. Atlantic	1 3
									274 N	Brown	3 0
									280 H	Robert Morris	3 0
									287 N	La Salle	3 0
<hr/>											
			LAST 10 GAMES								
			130 A	Pittsburgh	3 1	112 H	Rutgers	3 1			
			105 A	South Fla.	0 3	115 A	St. John's (NY)	2 3			
			217 H	Lehigh	3 1	149 A	Connecticut	1 3			
			225 A	Georgetown	3 1	272 N	Fla. Atlantic	1 3			
			104 H	Seton Hall	3 2	244 N	UC Riverside	0 3			

Non-Div. I Games:

Villanova

Average RPI Win:	232	WON-LOST	WINNING	LAST 10	STRENGTH OF	OPP. STRENGTH	TEAM	ADJ	CONF.	ADJ CONF.	
Average RPI Loss:	129	RECORD	PCT. RANK	GAMES	SCHEDULE	OF SCHEDULE	RPI	RPI	RPI	RPI	
DIV. I ONLY	11- 10	.52381	153	5- 5	211	198	179	.47589	180	18	18
DIV. I NON-CONF.	9- 5	.64286	99	3- 0	232	187	140	.50562	140	19	19
<hr/>											
TOTALS	RPI 1-25	RPI 26-50		W-L RECORDS	RPI 51-100		RPI 101-150		RPI 150+		
11- 10	0- 0	0- 1		OVERALL	0- 1		0- 5		11- 3		
4- 4	0- 0	0- 1		HOME	0- 1		0- 2		4- 0		
2- 6	0- 0	0- 0		AWAY	0- 0		0- 3		2- 3		
5- 0	0- 0	0- 0		NEUTRAL	0- 0		0- 0		5- 0		
<hr/>											
9- 5	0- 0	0- 1		NON-CONFERENCE	0- 1		0- 3		9- 0		
2- 2	0- 0	0- 1		HOME	0- 1		0- 0		2- 0		
2- 3	0- 0	0- 0		AWAY	0- 0		0- 3		2- 0		
5- 0	0- 0	0- 0		NEUTRAL	0- 0		0- 0		5- 0		
<hr/>											
2- 5	0- 0	0- 0		CONFERENCE	0- 0		0- 2		2- 3		
2- 2	0- 0	0- 0		HOME	0- 0		0- 2		2- 0		
0- 3	0- 0	0- 0		AWAY	0- 0		0- 0		0- 3		
0- 0	0- 0	0- 0		NEUTRAL	0- 0		0- 0		0- 0		
<hr/>											
RPI	S	Opponent	Score	RPI	S	Opponent	Score	RPI	S	Opponent	Score
				49	H	Auburn	0 3				
								110	H	Cleveland St.	1 3
								114	A	Northern Ill.	1 3
								135	H	Valparaiso	0 3
								139	A	North Dakota	0 3
								145	A	South Dakota St.	2 3
								152	N	Stephen F. Austin	3 2
								156	A	Loyola Chicago	2 3
								172	N	High Point	3 0
								174	A	Ill.-Chicago	0 3
								175	A	Milwaukee	2 3
								190	N	South Dakota	3 0
								205	H	Youngstown St.	3 2
								221	N	Bradley	3 2
								226	A	DePaul	3 2
								227	A	Davidson	3 2
								230	H	Drake	3 0
								294	H	Wright St.	3 0
								313	N	N.C. Central	3 0
								317	H	Chicago St.	3 0
<hr/>											
LAST 10 GAMES											
				294	H	Wright St.	3 0	175	A	Milwaukee	2 3
				135	H	Valparaiso	0 3	226	A	DePaul	3 2
				317	H	Chicago St.	3 0	205	H	Youngstown St.	3 2
				156	A	Loyola Chicago	2 3	110	H	Cleveland St.	1 3
				174	A	Ill.-Chicago	0 3	227	A	Davidson	3 2

Non-Div. I Games:

Green Bay

UAB				Through Games Of Sunday, Oct. 14, 2012									
Average RPI Win:	235	WON-LOST	WINNING	LAST 10	STRENGTH OF	OPP. STRENGTH	TEAM	ADJ	CONF.	ADJ CONF.			
Average RPI Loss:	108 <th>RECORD</th> <th>PCT. RANK</th> <th>GAMES</th> <th>SCHEDULE</th> <th>OF SCHEDULE</th> <th>RPI</th> <th>RPI</th> <th>RPI</th> <th>RPI</th>	RECORD	PCT. RANK	GAMES	SCHEDULE	OF SCHEDULE	RPI	RPI	RPI	RPI			
DIV. I ONLY	12- 11	.52174	161	7- 3	231	140	183	.47578	181	21	21		
DIV. I NON-CONF.	7- 8	.46667	178	2- 0	148	100	156	.49537	153	17	17		
<hr/>													
TOTALS	RPI 1-25	RPI 26-50		W-L RECORDS		RPI 51-100		RPI 101-150		RPI 150+			
12- 11	0- 1	0- 2		OVERALL		0- 3		1- 2		11- 3			
6- 1	0- 0	0- 0		HOME		0- 0		0- 1		6- 0			
1- 6	0- 1	0- 1		AWAY		0- 1		0- 0		1- 3			
5- 4	0- 0	0- 1		NEUTRAL		0- 2		1- 1		4- 0			
7- 8	0- 1	0- 2		NON-CONFERENCE		0- 3		1- 1		6- 1			
2- 0	0- 0	0- 0		HOME		0- 0		0- 0		2- 0			
0- 4	0- 1	0- 1		AWAY		0- 1		0- 0		0- 1			
5- 4	0- 0	0- 1		NEUTRAL		0- 2		1- 1		4- 0			
5- 3	0- 0	0- 0		CONFERENCE		0- 0		0- 1		5- 2			
4- 1	0- 0	0- 0		HOME		0- 0		0- 1		4- 0			
1- 2	0- 0	0- 0		AWAY		0- 0		0- 0		1- 2			
0- 0	0- 0	0- 0		NEUTRAL		0- 0		0- 0		0- 0			
RPI S	Opponent	Score	RPI S	Opponent	Score	RPI S	Opponent	Score	RPI S	Opponent	Score		
16 A	Purdue	0 3	38 A	Notre Dame	1 3	72 N	Clemson	0 3	103 H	Rice	2 3		
			50 N	Bowling Green	1 3	74 A	South Carolina	1 3	132 N	UC Davis	3 1		
						82 N	Furman	2 3	134 N	UTSA	2 3		
									159 A	UTEP	0 3		
									164 A	Middle Tenn.	0 3		
									186 H	Houston	3 2		
									191 N	Jacksonville St.	3 0		
									233 H	UCF	3 2		
									239 H	Georgia St.	3 1		
									246 N	Buffalo	3 0		
									252 A	Memphis	3 2		
									252 H	Memphis	3 1		
									261 N	Eastern Ky.	3 0		
									262 N	Winthrop	3 0		
									268 H	Southern Miss.	3 0		
									291 A	Tulane	2 3		
									295 H	Alabama A&M	3 0		
LAST 10 GAMES													
			233 H	UCF	3 2		291 A	Tulane	2 3				
			268 H	Southern Miss.	3 0		159 A	UTEP	0 3				
			295 H	Alabama A&M	3 0		103 H	Rice	2 3				
			252 H	Memphis	3 1		186 H	Houston	3 2				
			252 A	Memphis	3 2		191 N	Jacksonville St.	3 0				

Non-Div. I Games:

UAB

Average RPI Win: 272		WON-LOST RECORD		WINNING PCT. RANK		LAST 10 GAMES		STRENGTH OF SCHEDULE		OPP. STRENGTH OF SCHEDULE		TEAM RPI		ADJ RPI		CONF. RPI		ADJ CONF. RPI	
DIV. I ONLY		12- 8		.6 116		5- 5		258		247		181		.47505 182		20		20	
DIV. I NON-CONF.		8- 3		.72727 69		1- 0		244		268		130		.51645 129		21		21	
TOTALS		RPI 1-25		RPI 26-50		W-L RECORDS		RPI 51-100		RPI 101-150		RPI 150+							
12- 8		0- 1		0- 0		OVERALL		1- 4		0- 1		11- 2							
2- 3		0- 0		0- 0		HOME		0- 2		0- 0		2- 1							
5- 3		0- 1		0- 0		AWAY		0- 1		0- 0		5- 1							
5- 2		0- 0		0- 0		NEUTRAL		1- 1		0- 1		4- 0							
8- 3		0- 1		0- 0		NON-CONFERENCE		1- 1		0- 1		7- 0							
0- 0		0- 0		0- 0		HOME		0- 0		0- 0		0- 0							
4- 1		0- 1		0- 0		AWAY		0- 0		0- 0		4- 0							
4- 2		0- 0		0- 0		NEUTRAL		1- 1		0- 1		3- 0							
4- 5		0- 0		0- 0		CONFERENCE		0- 3		0- 0		4- 2							
2- 3		0- 0		0- 0		HOME		0- 2		0- 0		2- 1							
1- 2		0- 0		0- 0		AWAY		0- 1		0- 0		1- 1							
1- 0		0- 0		0- 0		NEUTRAL		0- 0		0- 0		1- 0							
RPI	S	Opponent		Score		RPI	S	Opponent		Score		RPI	S	Opponent		Score			
20	A	Miami (FL)		0	3														

Non-Div. I Games:

Wofford

Average RPI Win:		241	WON-LOST RECORD		WINNING PCT. RANK		LAST 10 GAMES		STRENGTH OF SCHEDULE		OPP. STRENGTH OF SCHEDULE		TEAM RPI		ADJ RPI		CONF. RPI		ADJ CONF. RPI	
DIV. I ONLY			9- 8		.52941 150		6- 4		189		225		175		.47206 184		23		23	
DIV. I NON-CONF.			3- 7		.3 252		0- 3		117		210		227		.43823 235		22		22	
TOTALS		RPI 1-25		RPI 26-50		W-L RECORDS		RPI 51-100		RPI 101-150		RPI 150+								
9- 8		0- 1		0- 0		OVERALL		0- 1		0- 1		9- 5								
2- 1		0- 0		0- 0		HOME		0- 0		0- 0		2- 1								
6- 3		0- 0		0- 0		AWAY		0- 1		0- 1		6- 1								
1- 4		0- 1		0- 0		NEUTRAL		0- 0		0- 0		1- 3								
3- 7		0- 1		0- 0		NON-CONFERENCE		0- 0		0- 1		3- 5								
0- 1		0- 0		0- 0		HOME		0- 0		0- 0		0- 1								
2- 2		0- 0		0- 0		AWAY		0- 0		0- 1		2- 1								
1- 4		0- 1		0- 0		NEUTRAL		0- 0		0- 0		1- 3								
6- 1		0- 0		0- 0		CONFERENCE		0- 1		0- 0		6- 0								
2- 0		0- 0		0- 0		HOME		0- 0		0- 0		2- 0								
4- 1		0- 0		0- 0		AWAY		0- 1		0- 0		4- 0								
0- 0		0- 0		0- 0		NEUTRAL		0- 0		0- 0		0- 0								
RPI	S	Opponent			Score		RPI	S	Opponent			Score		RPI	S	Opponent			Score	
11	N	BYU			0 3									104	A	Seton Hall			0 3	
														154	A	George Washington			3 0	
														188	N	Siena			2 3	
														188	N	Siena			2 3	
														193	A	Hofstra			1 3	
														194	A	Penn			3 2	
														211	H	Columbia			3 1	
														216	N	New Hampshire			2 3	
														217	H	Lehigh			2 3	
														220	A	Colgate			3 0	
														235	A	Harvard			3 2	
														257	H	Cornell			3 1	
														274	A	Brown			3 0	
														308	A	Dartmouth			3 0	
														320	N	St. Francis (NY)			3 1	
							LAST 10 GAMES													
							274	A	Brown			3 0		235	A	Harvard			3 2	
							83	A	Yale			1 3		194	A	Penn			3 2	
							257	H	Cornell			3 1		217	H	Lehigh			2 3	
							211	H	Columbia			3 1		11	N	BYU			0 3	
							308	A	Dartmouth			3 0		216	N	New Hampshire			2 3	

Non-Div. I Games:

Princeton

Average RPI Win: 258		WON-LOST	WINNING	LAST 10	STRENGTH OF		OPP. STRENGTH	TEAM	ADJ	CONF.	ADJ CONF.
Average RPI Loss: 158		RECORD	PCT. RANK	GAMES	SCHEDULE		OF SCHEDULE	RPI	RPI	RPI	RPI
DIV. I ONLY		15- 9	.625	104	256		285	178	.47122	185	22
DIV. I NON-CONF.		11- 4	.73333	67	258		292	136	.5076	135	24
TOTALS		RPI 1-25	RPI 26-50		W-L RECORDS		RPI 51-100		RPI 101-150		RPI 150+
15- 9	0- 0	0- 0		OVERALL		0- 1		0- 4		15- 4	
6- 4	0- 0	0- 0		HOME		0- 0		0- 2		6- 2	
6- 1	0- 0	0- 0		AWAY		0- 0		0- 0		6- 1	
3- 4	0- 0	0- 0		NEUTRAL		0- 1		0- 2		3- 1	
11- 4	0- 0	0- 0		NON-CONFERENCE		0- 1		0- 2		11- 1	
4- 0	0- 0	0- 0		HOME		0- 0		0- 0		4- 0	
4- 0	0- 0	0- 0		AWAY		0- 0		0- 0		4- 0	
3- 4	0- 0	0- 0		NEUTRAL		0- 1		0- 2		3- 1	
4- 5	0- 0	0- 0		CONFERENCE		0- 0		0- 2		4- 3	
2- 4	0- 0	0- 0		HOME		0- 0		0- 2		2- 2	
2- 1	0- 0	0- 0		AWAY		0- 0		0- 0		2- 1	
0- 0	0- 0	0- 0		NEUTRAL		0- 0		0- 0		0- 0	
RPI S	Opponent	Score	RPI S	Opponent	Score	RPI S	Opponent	Score	RPI S	Opponent	Score
						56 N	New Mexico	0 3	101 N	Towson	0 3
									116 H	Lipscomb	0 3
									141 H	Fla. Gulf Coast	0 3
									148 N	UMES	0 3
									151 H	Troy	3 1
									161 H	Northern Ky.	0 3
									171 A	Mississippi St.	3 2
									201 A	North Florida	3 0
									207 N	Southern Utah	0 3
									214 H	Mercer	2 3
									231 A	Charlotte	3 0
									232 H	Tennessee St.	3 0
									248 N	La.-Monroe	3 1
									254 A	Jacksonville	3 2
									277 H	Chattanooga	3 1
									278 A	USC Upstate	0 3
									278 H	USC Upstate	3 1
									279 N	UNC Asheville	3 0
									285 N	Jackson St.	3 1
									313 H	N.C. Central	3 0
									315 H	Stetson	3 0
									316 A	Alabama St.	3 0
									325 A	Savannah St.	3 0
LAST 10 GAMES											
						214 H	Mercer	2 3	161 H	Northern Ky.	0 3
						278 A	USC Upstate	0 3	116 H	Lipscomb	0 3
						201 A	North Florida	3 0	315 H	Stetson	3 0
						254 A	Jacksonville	3 2	141 H	Fla. Gulf Coast	0 3
						316 A	Alabama St.	3 0	278 H	USC Upstate	3 1

Non-Div. I Games:

Kennesaw St.

Average RPI Win:		210	WON-LOST RECORD		WINNING PCT. RANK		LAST 10 GAMES		STRENGTH OF SCHEDULE		OPP. STRENGTH OF SCHEDULE		TEAM RPI		ADJ RPI		CONF. RPI		ADJ CONF. RPI	
DIV. I ONLY			6- 13		.31579 264		5- 5		102		96		189		.46949 186		21		21	
DIV. I NON-CONF.			1- 9		.1 308		0- 1		29		30		194		.47436 192		17		17	
TOTALS		RPI 1-25		RPI 26-50		W-L RECORDS		RPI 51-100		RPI 101-150		RPI 150+								
6- 13		0- 4		0- 2		OVERALL		0- 1		2- 2		4- 4								
3- 6		0- 2		0- 1		HOME		0- 1		1- 1		2- 1								
3- 3		0- 1		0- 0		AWAY		0- 0		1- 1		2- 1								
0- 4		0- 1		0- 1		NEUTRAL		0- 0		0- 0		0- 2								
1- 9		0- 4		0- 2		NON-CONFERENCE		0- 0		1- 1		0- 2								
0- 4		0- 2		0- 1		HOME		0- 0		0- 1		0- 0								
1- 1		0- 1		0- 0		AWAY		0- 0		1- 0		0- 0								
0- 4		0- 1		0- 1		NEUTRAL		0- 0		0- 0		0- 2								
5- 4		0- 0		0- 0		CONFERENCE		0- 1		1- 1		4- 2								
3- 2		0- 0		0- 0		HOME		0- 1		1- 0		2- 1								
2- 2		0- 0		0- 0		AWAY		0- 0		0- 1		2- 1								
0- 0		0- 0		0- 0		NEUTRAL		0- 0		0- 0		0- 0								
RPI	S	Opponent		Score		RPI	S	Opponent		Score		RPI	S	Opponent		Score				
5	N	Oregon		0	3	30	H	Pepperdine		0	3	63	H	Tulsa		2	3			
15	H	Florida St.		0	3	48	N	Missouri		0	3			103 A Rice		0	3			
25	A	Ohio St.		0	3									116 A Lipscomb		3	1			
25	H	Ohio St.		1	3									123 H Marshall		3	1			
														134 H UTSA		1	3			
														159 H UTEP		0	3			
														166 H SMU		3	0			
														181 A UAB		2	3			
														183 N Toledo		2	3			
														252 A Memphis		3	1			
														271 N Appalachian St.		2	3			
														291 H Tulane		3	1			
														311 A East Carolina		3	0			
						LAST 10 GAMES														
						123	H	Marshall		3	1	63	H	Tulsa		2	3			
						311	A	East Carolina		3	0	252	A	Memphis		3	1			
						159	H	UTEP		0	3	181	A	UAB		2	3			
						291	H	Tulane		3	1	103	A	Rice		0	3			
						166	H	SMU		3	0	30	H	Pepperdine		0	3			

Non-Div. I Games:

Houston

Average RPI Win: 263		WON-LOST	WINNING	LAST 10	STRENGTH OF		OPP. STRENGTH	TEAM	ADJ	CONF.	ADJ CONF.
Average RPI Loss: 112		RECORD	PCT. RANK	GAMES	SCHEDULE		OF SCHEDULE	RPI	RPI	RPI	RPI
DIV. I ONLY		10- 10	.5 164	4- 6	222		211	196	.46787	187	11 11
DIV. I NON-CONF.		7- 5	.58333 130	1- 1	236		285	185	.47582	187	11 11
TOTALS		RPI 1-25	RPI 26-50	W-L RECORDS	RPI 51-100		RPI 101-150	RPI 150+			
10- 10	0- 0		0- 1	OVERALL	0- 3		0- 4	10- 2			
6- 2	0- 0		0- 1	HOME	0- 0		0- 1	6- 0			
2- 5	0- 0		0- 0	AWAY	0- 3		0- 2	2- 0			
2- 3	0- 0		0- 0	NEUTRAL	0- 0		0- 1	2- 2			
7- 5	0- 0		0- 0	NON-CONFERENCE	0- 1		0- 2	7- 2			
4- 1	0- 0		0- 0	HOME	0- 0		0- 1	4- 0			
1- 1	0- 0		0- 0	AWAY	0- 1		0- 0	1- 0			
2- 3	0- 0		0- 0	NEUTRAL	0- 0		0- 1	2- 2			
3- 5	0- 0		0- 1	CONFERENCE	0- 2		0- 2	3- 0			
2- 1	0- 0		0- 1	HOME	0- 0		0- 0	2- 0			
1- 4	0- 0		0- 0	AWAY	0- 2		0- 2	1- 0			
0- 0	0- 0		0- 0	NEUTRAL	0- 0		0- 0	0- 0			
RPI S	Opponent	Score	RPI S	Opponent	Score	RPI S	Opponent	Score	RPI S	Opponent	Score
			50 H	Bowling Green	0 3	74 A	South Carolina	0 3	114 A	Northern Ill.	2 3
						78 A	Ohio	0 3	121 A	Ball St.	1 3
						79 A	Western Mich.	1 3	129 H	Montana St.	1 3
									144 N	East Tenn. St.	1 3
									161 N	Northern Ky.	1 3
									168 N	Temple	0 3
									203 A	Kent St.	3 0
									205 H	Youngstown St.	3 1
									238 H	Miami (OH)	3 2
									246 H	Buffalo	3 0
									256 H	SIU Edwardsville	3 0
									259 H	Binghamton	3 2
									279 N	UNC Asheville	3 1
									304 A	Bryant	3 0
									318 N	Holy Cross	3 0
									322 H	Quinnipiac	3 0
LAST 10 GAMES											
			114 A	Northern Ill.	2 3	50 H	Bowling Green	0 3			
			79 A	Western Mich.	1 3	121 A	Ball St.	1 3			
			203 A	Kent St.	3 0	246 H	Buffalo	3 0			
			78 A	Ohio	0 3	161 N	Northern Ky.	1 3			
			238 H	Miami (OH)	3 2	304 A	Bryant	3 0			

Non-Div. I Games:

Akron

Average RPI Win: 244		WON-LOST	WINNING	LAST 10	STRENGTH OF		OPP. STRENGTH	TEAM	ADJ	CONF.	ADJ CONF.
Average RPI Loss: 183		RECORD	PCT. RANK	GAMES	SCHEDULE		OF SCHEDULE	RPI	RPI	RPI	RPI
DIV. I ONLY		13- 9	.59091	121	7- 3		224	265	172	.46776	188
DIV. I NON-CONF.		6- 6	.5	157	1- 0		220	197	197	.46427	205
TOTALS		RPI 1-25	RPI 26-50		W-L RECORDS		RPI 51-100		RPI 101-150		RPI 150+
13- 9	0- 0	0- 0		OVERALL		0- 1		1- 2		12- 6	
6- 2	0- 0	0- 0		HOME		0- 0		1- 0		5- 2	
2- 6	0- 0	0- 0		AWAY		0- 0		0- 2		2- 4	
5- 1	0- 0	0- 0		NEUTRAL		0- 1		0- 0		5- 0	
6- 6	0- 0	0- 0		NON-CONFERENCE		0- 1		1- 2		5- 3	
1- 1	0- 0	0- 0		HOME		0- 0		1- 0		0- 1	
0- 4	0- 0	0- 0		AWAY		0- 0		0- 2		0- 2	
5- 1	0- 0	0- 0		NEUTRAL		0- 1		0- 0		5- 0	
7- 3	0- 0	0- 0		CONFERENCE		0- 0		0- 0		7- 3	
5- 1	0- 0	0- 0		HOME		0- 0		0- 0		5- 1	
2- 2	0- 0	0- 0		AWAY		0- 0		0- 0		2- 2	
0- 0	0- 0	0- 0		NEUTRAL		0- 0		0- 0		0- 0	
RPI S	Opponent	Score	RPI S	Opponent	Score	RPI S	Opponent	Score	RPI S	Opponent	Score
						91 N	Texas Tech	1 3	107 A	Boston College	1 3
									115 A	St. John's (NY)	0 3
									128 H	Albany (NY)	3 1
									184 N	Princeton	3 2
									184 N	Princeton	3 2
									193 A	Hofstra	2 3
									206 A	Fairfield	1 3
									206 H	Fairfield	3 1
									209 H	Canisius	1 3
									220 A	Colgate	0 3
									236 H	Niagara	3 1
									245 H	Loyola Maryland	3 1
									247 A	Iona	3 2
									250 A	Manhattan	2 3
									259 H	Binghamton	1 3
									259 N	Binghamton	3 2
									260 N	Fordham	3 0
									290 H	Marist	3 2
									293 H	Rider	3 1
									320 N	St. Francis (NY)	3 0
									326 A	Saint Peter's	3 0
LAST 10 GAMES											
						293 H	Rider	3 1	128 H	Albany (NY)	3 1
						245 H	Loyola Maryland	3 1	250 A	Manhattan	2 3
						247 A	Iona	3 2	326 A	Saint Peter's	3 0
						206 A	Fairfield	1 3	206 H	Fairfield	3 1
						290 H	Marist	3 2	209 H	Canisius	1 3

Non-Div. I Games:

Siena

Average RPI Win: 270		WON-LOST RECORD		WINNING PCT. RANK		LAST 10 GAMES		STRENGTH OF SCHEDULE		OPP. STRENGTH OF SCHEDULE		TEAM RPI		ADJ RPI		CONF. RPI		ADJ CONF. RPI	
DIV. I ONLY		8- 12		.4 218		4- 6		127		229		192		.46756 189		16		16	
DIV. I NON-CONF.		5- 6		.45455 186		2- 0		150		257		195		.47075 196		18		18	
TOTALS		RPI 1-25		RPI 26-50		W-L RECORDS		RPI 51-100		RPI 101-150		RPI 150+							
8- 12		0- 1		0- 1		OVERALL		0- 4		0- 2		8- 4							
4- 2		0- 0		0- 0		HOME		0- 1		0- 1		4- 0							
2- 7		0- 0		0- 1		AWAY		0- 2		0- 1		2- 3							
2- 3		0- 1		0- 0		NEUTRAL		0- 1		0- 0		2- 1							
5- 6		0- 1		0- 1		NON-CONFERENCE		0- 2		0- 0		5- 2							
1- 0		0- 0		0- 0		HOME		0- 0		0- 0		1- 0							
2- 3		0- 0		0- 1		AWAY		0- 1		0- 0		2- 1							
2- 3		0- 1		0- 0		NEUTRAL		0- 1		0- 0		2- 1							
3- 6		0- 0		0- 0		CONFERENCE		0- 2		0- 2		3- 2							
3- 2		0- 0		0- 0		HOME		0- 1		0- 1		3- 0							
0- 4		0- 0		0- 0		AWAY		0- 1		0- 1		0- 2							
0- 0		0- 0		0- 0		NEUTRAL		0- 0		0- 0		0- 0							
RPI S	Opponent		Score		RPI S	Opponent		Score		RPI S	Opponent		Score		RPI S	Opponent		Score	
24 N	Michigan		0 3		48 A	Missouri		0 3		55 N	Virginia Tech		0 3		117 H	Sam Houston St.		0 3	
										71 A	Central Ark.		0 3		125 A	Northwestern St.		0 3	
										76 A	Southern Ill.		0 3		152 A	Stephen F. Austin		1 3	
										88 H	A&M-Corpus Christi		0 3		163 A	Oral Roberts		0 3	
															169 A	South Ala.		0 3	
															173 N	UALR		0 3	
															201 N	North Florida		3 2	
															228 H	Lamar		3 1	
															258 N	UT Martin		3 0	
															264 H	McNeese St.		3 1	
															276 H	Southeastern La.		3 0	
															302 A	New Orleans		3 1	
															302 H	New Orleans		3 2	
															329 A	Grambling		3 0	
LAST 10 GAMES																			
125 A Northwestern St.					0 3					117 H Sam Houston St.					0 3				
152 A Stephen F. Austin					1 3					88 H A&M-Corpus Christi					0 3				
276 H Southeastern La.					3 0					163 A Oral Roberts					0 3				
329 A Grambling					3 0					71 A Central Ark.					0 3				
302 A New Orleans					3 1					264 H McNeese St.					3 1				

Non-Div. I Games:

Nicholls St.

Average RPI Win: 245		WON-LOST	WINNING	LAST 10	STRENGTH OF		OPP. STRENGTH	TEAM	ADJ	CONF.	ADJ CONF.
Average RPI Loss: 129		RECORD	PCT. RANK	GAMES	SCHEDULE		OF SCHEDULE	RPI	RPI	RPI	RPI
DIV. I ONLY		8- 13	.38095	229	2- 8		104	244	187	.46561	190
DIV. I NON-CONF.		6- 6	.5	157	0- 1		119	289	157	.48666	166
TOTALS		RPI 1-25	RPI 26-50		W-L RECORDS		RPI 51-100		RPI 101-150		RPI 150+
8- 13	0- 0	0- 1		OVERALL		0- 2		1- 6		7- 4	
0- 5	0- 0	0- 0		HOME		0- 1		0- 3		0- 1	
2- 5	0- 0	0- 1		AWAY		0- 1		1- 3		1- 0	
6- 3	0- 0	0- 0		NEUTRAL		0- 0		0- 0		6- 3	
6- 6	0- 0	0- 1		NON-CONFERENCE		0- 1		0- 1		6- 3	
0- 0	0- 0	0- 0		HOME		0- 0		0- 0		0- 0	
0- 3	0- 0	0- 1		AWAY		0- 1		0- 1		0- 0	
6- 3	0- 0	0- 0		NEUTRAL		0- 0		0- 0		6- 3	
2- 7	0- 0	0- 0		CONFERENCE		0- 1		1- 5		1- 1	
0- 5	0- 0	0- 0		HOME		0- 1		0- 3		0- 1	
2- 2	0- 0	0- 0		AWAY		0- 0		1- 2		1- 0	
0- 0	0- 0	0- 0		NEUTRAL		0- 0		0- 0		0- 0	
RPI S	Opponent	Score	RPI S	Opponent	Score	RPI S	Opponent	Score	RPI S	Opponent	Score
			29 A	Creighton	1 3	62 H	IPFW	1 3	106 H	Oakland	1 3
						71 A	Central Ark.	1 3	133 H	UMKC	2 3
									136 A	IUPUI	1 3
									136 H	IUPUI	1 3
									139 A	North Dakota	0 3
									145 A	South Dakota St.	3 2
									147 A	North Dakota St.	0 3
									152 N	Stephen F. Austin	2 3
									180 N	Green Bay	0 3
									191 N	Jacksonville St.	3 2
									191 N	Jacksonville St.	2 3
									199 A	Western Ill.	3 1
									199 H	Western Ill.	0 3
									232 N	Tennessee St.	3 1
									276 N	Southeastern La.	3 0
									285 N	Jackson St.	3 1
									314 N	Ark.-Pine Bluff	3 0
									315 N	Stetson	3 0
LAST 10 GAMES											
			199 H	Western Ill.	0 3	29 A	Creighton	1 3			
			136 H	IUPUI	1 3	106 H	Oakland	1 3			
			145 A	South Dakota St.	3 2	62 H	IPFW	1 3			
			147 A	North Dakota St.	0 3	136 A	IUPUI	1 3			
			133 H	UMKC	2 3	199 A	Western Ill.	3 1			

Non-Div. I Games:

South Dakota

Average RPI Win: 270		WON-LOST RECORD		WINNING PCT. RANK		LAST 10 GAMES		STRENGTH OF SCHEDULE		OPP. STRENGTH OF SCHEDULE		TEAM RPI		ADJ RPI		CONF. RPI		ADJ CONF. RPI	
DIV. I ONLY		11- 11		.5 164		5- 5		201		231		188		.46546 191		24		24	
DIV. I NON-CONF.		6- 8		.42857 202		0- 2		144		221		196		.46765 200		23		23	
TOTALS		RPI 1-25		RPI 26-50		W-L RECORDS		RPI 51-100		RPI 101-150		RPI 150+							
11- 11		0- 1		0- 2		OVERALL		0- 3		0- 1		11- 4							
1- 2		0- 0		0- 0		HOME		0- 1		0- 1		1- 0							
5- 4		0- 1		0- 1		AWAY		0- 1		0- 0		5- 1							
5- 5		0- 0		0- 1		NEUTRAL		0- 1		0- 0		5- 3							
6- 8		0- 1		0- 2		NON-CONFERENCE		0- 2		0- 0		6- 3							
0- 0		0- 0		0- 0		HOME		0- 0		0- 0		0- 0							
1- 3		0- 1		0- 1		AWAY		0- 1		0- 0		1- 0							
5- 5		0- 0		0- 1		NEUTRAL		0- 1		0- 0		5- 3							
5- 3		0- 0		0- 0		CONFERENCE		0- 1		0- 1		5- 1							
1- 2		0- 0		0- 0		HOME		0- 1		0- 1		1- 0							
4- 1		0- 0		0- 0		AWAY		0- 0		0- 0		4- 1							
0- 0		0- 0		0- 0		NEUTRAL		0- 0		0- 0		0- 0							
RPI	S	Opponent		Score		RPI	S	Opponent		Score		RPI	S	Opponent		Score			
16	A	Purdue		1	3	49	A	Auburn		0	3	71	A	Central Ark.		0	3		
						50	N	Bowling Green		1	3	94	N	Ga. Southern		0	3		
												100	H	Morehead St.		2	3		
														Southeast Mo. St.		0	3		
														High Point		2	3		
														UAB		0	3		
														South Dakota		3	2		
														South Dakota		2	3		
														Austin Peay		3	1		
														Belmont		0	3		
														Tennessee St.		3	1		
														Eastern Ky.		3	2		
														Southeastern La.		3	0		
														Murray St.		3	0		
														Jackson St.		3	0		
														Tennessee Tech		3	0		
														Ark.-Pine Bluff		3	0		
														Stetson		3	2		
														Alabama St.		3	0		
LAST 10 GAMES																			
						261	H	Eastern Ky.		3	2	303	A	Tennessee Tech		3	0		
						100	H	Morehead St.		2	3	282	A	Murray St.		3	0		
						232	A	Tennessee St.		3	1	195	A	Austin Peay		3	1		
						223	A	Belmont		0	3	181	N	UAB		0	3		
						140	H	Southeast Mo. St.		0	3	50	N	Bowling Green		1	3		

Non-Div. I Games:

Jacksonville St.

Average RPI Win: 208		WON-LOST	WINNING	LAST 10	STRENGTH OF		OPP. STRENGTH	TEAM	ADJ	CONF.	ADJ CONF.
Average RPI Loss: 106		RECORD	PCT. RANK	GAMES	SCHEDULE		OF SCHEDULE	RPI	RPI	RPI	RPI
DIV. I ONLY		7- 12	.36842	239	3- 7		141	115	197	.46436	192
DIV. I NON-CONF.		4- 5	.44444	194	0- 0		123	70	150	.50367	145
TOTALS		RPI 1-25	RPI 26-50		W-L RECORDS		RPI 51-100		RPI 101-150		RPI 150+
7- 12	0- 0	0- 2		OVERALL		1- 5		1- 3		5- 2	
4- 3	0- 0	0- 1		HOME		0- 2		0- 0		4- 0	
2- 6	0- 0	0- 0		AWAY		1- 3		1- 1		0- 2	
1- 3	0- 0	0- 1		NEUTRAL		0- 0		0- 2		1- 0	
4- 5	0- 0	0- 2		NON-CONFERENCE		1- 1		0- 2		3- 0	
2- 1	0- 0	0- 1		HOME		0- 0		0- 0		2- 0	
1- 1	0- 0	0- 0		AWAY		1- 1		0- 0		0- 0	
1- 3	0- 0	0- 1		NEUTRAL		0- 0		0- 2		1- 0	
3- 7	0- 0	0- 0		CONFERENCE		0- 4		1- 1		2- 2	
2- 2	0- 0	0- 0		HOME		0- 2		0- 0		2- 0	
1- 5	0- 0	0- 0		AWAY		0- 2		1- 1		0- 2	
0- 0	0- 0	0- 0		NEUTRAL		0- 0		0- 0		0- 0	
RPI S	Opponent	Score	RPI S	Opponent	Score	RPI S	Opponent	Score	RPI S	Opponent	Score
			31 N	North Carolina St.	0 3	60 A	Fresno St.	3 2	129 A	Montana St.	3 1
			39 H	St. Mary's (CA)	0 3	65 H	Portland St.	2 3	132 N	UC Davis	1 3
						69 A	Northern Ariz.	1 3	137 N	Utah Valley	0 3
						73 A	Northern Colo.	0 3	139 A	North Dakota	1 3
						75 H	Idaho St.	2 3	162 H	Boise St.	3 1
						85 A	Col. of Charleston	1 3	207 A	Southern Utah	1 3
									215 A	Montana	1 3
									243 H	Weber St.	3 1
									254 N	Jacksonville	3 0
									301 H	Eastern Wash.	3 0
									310 H	Morgan St.	3 1
LAST 10 GAMES											
			129 A	Montana St.	3 1	73 A	Northern Colo.	0 3			
			215 A	Montana	1 3	207 A	Southern Utah	1 3			
			243 H	Weber St.	3 1	69 A	Northern Ariz.	1 3			
			75 H	Idaho St.	2 3	65 H	Portland St.	2 3			
			139 A	North Dakota	1 3	301 H	Eastern Wash.	3 0			

Non-Div. I Games:

Sacramento St.

Average RPI Win: 249		WON-LOST	WINNING	LAST 10	STRENGTH OF		OPP. STRENGTH	TEAM	ADJ	CONF.	ADJ CONF.
Average RPI Loss: 151		RECORD	PCT. RANK	GAMES	SCHEDULE		OF SCHEDULE	RPI	RPI	RPI	RPI
DIV. I ONLY		14- 11	.56	134	232		239	185	.46414	193	19
DIV. I NON-CONF.		12- 7	.63158	108	268		240	175	.47572	188	20
TOTALS		RPI 1-25	RPI 26-50		W-L RECORDS		RPI 51-100		RPI 101-150		RPI 150+
14- 11	0- 0	0- 0		OVERALL		0- 4		0- 2		14- 5	
10- 5	0- 0	0- 0		HOME		0- 1		0- 1		10- 3	
1- 4	0- 0	0- 0		AWAY		0- 1		0- 1		1- 2	
3- 2	0- 0	0- 0		NEUTRAL		0- 2		0- 0		3- 0	
12- 7	0- 0	0- 0		NON-CONFERENCE		0- 2		0- 2		12- 3	
8- 2	0- 0	0- 0		HOME		0- 0		0- 1		8- 1	
1- 3	0- 0	0- 0		AWAY		0- 0		0- 1		1- 2	
3- 2	0- 0	0- 0		NEUTRAL		0- 2		0- 0		3- 0	
2- 4	0- 0	0- 0		CONFERENCE		0- 2		0- 0		2- 2	
2- 3	0- 0	0- 0		HOME		0- 1		0- 0		2- 2	
0- 1	0- 0	0- 0		AWAY		0- 1		0- 0		0- 0	
0- 0	0- 0	0- 0		NEUTRAL		0- 0		0- 0		0- 0	
RPI S	Opponent	Score	RPI S	Opponent	Score	RPI S	Opponent	Score	RPI S	Opponent	Score
						86 A	Northeastern	1 3	104 H	Seton Hall	0 3
						86 H	Northeastern	0 3	119 A	North Texas	0 3
						88 N	A&M-Corpus Christi	0 3	158 H	LIU Brooklyn	1 3
						92 N	Eastern Mich.	0 3	163 N	Oral Roberts	3 1
									170 H	James Madison	3 1
									184 H	Princeton	3 1
									188 H	Siena	3 2
									211 A	Columbia	2 3
									212 H	William & Mary	2 3
									220 N	Colgate	3 2
									242 N	Rhode Island	3 2
									244 H	UC Riverside	3 0
									247 A	Iona	0 3
									251 H	UNC Wilmington	3 1
									260 H	Fordham	3 2
									263 H	George Mason	1 3
									290 H	Marist	3 0
									306 H	Fairleigh Dickinson	3 1
									320 A	St. Francis (NY)	3 0
									320 H	St. Francis (NY)	3 0
									327 H	Providence	3 0
LAST 10 GAMES											
						86 H	Northeastern	0 3	212 H	William & Mary	2 3
						263 H	George Mason	1 3	86 A	Northeastern	1 3
						170 H	James Madison	3 1	260 H	Fordham	3 2
						247 A	Iona	0 3	211 A	Columbia	2 3
						251 H	UNC Wilmington	3 1	220 N	Colgate	3 2

Non-Div. I Games:

Hofstra

Average RPI Win:	247	WON-LOST	WINNING	LAST 10	STRENGTH OF	OPP. STRENGTH	TEAM	ADJ	CONF.	ADJ CONF.	
Average RPI Loss:	140	RECORD	PCT. RANK	GAMES	SCHEDULE	OF SCHEDULE	RPI	RPI	RPI	RPI	
DIV. I ONLY	9- 9	.5	164	5- 5	212	215	190	.4624	194	23	23
DIV. I NON-CONF.	5- 6	.45455	186	1- 2	135	204	174	.47993	179	22	22
<hr/>											
TOTALS	RPI 1-25	RPI 26-50		W-L RECORDS	RPI 51-100		RPI 101-150		RPI 150+		
9- 9	0- 0	0- 1		OVERALL	0- 2		0- 2		9- 4		
5- 5	0- 0	0- 0		HOME	0- 0		0- 2		5- 3		
3- 3	0- 0	0- 1		AWAY	0- 1		0- 0		3- 1		
1- 1	0- 0	0- 0		NEUTRAL	0- 1		0- 0		1- 0		
<hr/>											
5- 6	0- 0	0- 1		NON-CONFERENCE	0- 1		0- 2		5- 2		
3- 4	0- 0	0- 0		HOME	0- 0		0- 2		3- 2		
1- 1	0- 0	0- 1		AWAY	0- 0		0- 0		1- 0		
1- 1	0- 0	0- 0		NEUTRAL	0- 1		0- 0		1- 0		
<hr/>											
4- 3	0- 0	0- 0		CONFERENCE	0- 1		0- 0		4- 2		
2- 1	0- 0	0- 0		HOME	0- 0		0- 0		2- 1		
2- 2	0- 0	0- 0		AWAY	0- 1		0- 0		2- 1		
0- 0	0- 0	0- 0		NEUTRAL	0- 0		0- 0		0- 0		
<hr/>											
RPI S	Opponent	Score	RPI S	Opponent	Score	RPI S	Opponent	Score	RPI S	Opponent	Score
			41 A	California	0 3	69 N	Northern Ariz.	1 3	101 H	Towson	2 3
						83 A	Yale	0 3	112 H	Rutgers	1 3
									168 H	Temple	1 3
									179 H	Villanova	3 0
									184 H	Princeton	2 3
									196 A	Delaware	3 2
									211 H	Columbia	3 0
									235 A	Harvard	2 3
									244 N	UC Riverside	3 0
									257 H	Cornell	3 0
									263 H	George Mason	3 1
									266 H	Radford	1 3
									274 A	Brown	3 1
									287 H	La Salle	3 1
									308 A	Dartmouth	3 0
<hr/>											
			LAST 10 GAMES								
			83 A	Yale	0 3	308 A	Dartmouth	3 0			
			274 A	Brown	3 1	101 H	Towson	2 3			
			211 H	Columbia	3 0	184 H	Princeton	2 3			
			257 H	Cornell	3 0	196 A	Delaware	3 2			
			235 A	Harvard	2 3	112 H	Rutgers	1 3			

Non-Div. I Games:

Penn

Average RPI Win:	233	WON-LOST RECORD	WINNING PCT. RANK	LAST 10 GAMES	STRENGTH OF SCHEDULE	OPP. STRENGTH OF SCHEDULE	TEAM RPI	ADJ RPI	CONF. RPI	ADJ CONF. RPI		
DIV. I ONLY		12- 12	.5	164	7- 3	234	167	193	.46227	195	24	24
DIV. I NON-CONF.		7- 9	.4375	199	2- 0	130	104	162	.48662	167	23	23
<hr/>												
TOTALS	RPI 1-25	RPI 26-50		W-L RECORDS		RPI 51-100		RPI 101-150		RPI 150+		
12- 12	0- 0	0- 2		OVERALL		0- 3		1- 3		11- 4		
4- 1	0- 0	0- 0		HOME		0- 0		0- 0		4- 1		
4- 6	0- 0	0- 1		AWAY		0- 1		0- 3		4- 1		
4- 5	0- 0	0- 1		NEUTRAL		0- 2		1- 0		3- 2		
7- 9	0- 0	0- 2		NON-CONFERENCE		0- 3		1- 2		6- 2		
1- 0	0- 0	0- 0		HOME		0- 0		0- 0		1- 0		
2- 4	0- 0	0- 1		AWAY		0- 1		0- 2		2- 0		
4- 5	0- 0	0- 1		NEUTRAL		0- 2		1- 0		3- 2		
5- 3	0- 0	0- 0		CONFERENCE		0- 0		0- 1		5- 2		
3- 1	0- 0	0- 0		HOME		0- 0		0- 0		3- 1		
2- 2	0- 0	0- 0		AWAY		0- 0		0- 1		2- 1		
0- 0	0- 0	0- 0		NEUTRAL		0- 0		0- 0		0- 0		
RPI	S	Opponent	Score	RPI	S	Opponent	Score	RPI	S	Opponent	Score	
				33	A	Western Ky.	0 3	76	N	Southern Ill.	0 3	
				37	N	Dayton	0 3	90	A	Missouri St.	0 3	
								92	N	Eastern Mich.	0 3	
										108	A Alabama	
										116	A Lipscomb	
										140	A Southeast Mo. St.	
										144	N East Tenn. St.	
										163	N Oral Roberts	
										164	A Middle Tenn.	
										164	H Middle Tenn.	
										173	N UALR	
										173	N UALR	
										191	H Jacksonville St.	
										228	N Lamar	
										252	A Memphis	
										255	H Eastern Ill.	
										256	H SIU Edwardsville	
										258	A UT Martin	
										261	A Eastern Ky.	
										282	A Murray St.	
										303	H Tennessee Tech	
										316	N Alabama St.	
				LAST 10 GAMES								
				256	H	SIU Edwardsville	3 0	261	A	Eastern Ky.	0 3	
				255	H	Eastern Ill.	3 0	282	A	Murray St.	3 1	
				164	H	Middle Tenn.	3 2	303	H	Tennessee Tech	3 1	
				258	A	UT Martin	3 0	191	H	Jacksonville St.	1 3	
				140	A	Southeast Mo. St.	1 3	164	A	Middle Tenn.	3 0	

Non-Div. I Games:

Austin Peay

Average RPI Win: 242		WON-LOST	WINNING	LAST 10	STRENGTH OF		OPP. STRENGTH	TEAM	ADJ	CONF.	ADJ CONF.
Average RPI Loss: 104		RECORD	PCT. RANK	GAMES	SCHEDULE		OF SCHEDULE	RPI	RPI	RPI	RPI
DIV. I ONLY		9- 12	.42857	206	7- 3		206	109	205	.46017	196
DIV. I NON-CONF.		5- 10	.33333	244	3- 1		188	71	228	.44792	225
TOTALS		RPI 1-25	RPI 26-50		W-L RECORDS		RPI 51-100		RPI 101-150		RPI 150+
9- 12	0- 0	0- 4		OVERALL		0- 2		0- 2		9- 4	
4- 4	0- 0	0- 1		HOME		0- 0		0- 1		4- 2	
3- 5	0- 0	0- 1		AWAY		0- 1		0- 1		3- 2	
2- 3	0- 0	0- 2		NEUTRAL		0- 1		0- 0		2- 0	
5- 10	0- 0	0- 4		NON-CONFERENCE		0- 2		0- 1		5- 3	
3- 4	0- 0	0- 1		HOME		0- 0		0- 1		3- 2	
0- 3	0- 0	0- 1		AWAY		0- 1		0- 0		0- 1	
2- 3	0- 0	0- 2		NEUTRAL		0- 1		0- 0		2- 0	
4- 2	0- 0	0- 0		CONFERENCE		0- 0		0- 1		4- 1	
1- 0	0- 0	0- 0		HOME		0- 0		0- 0		1- 0	
3- 2	0- 0	0- 0		AWAY		0- 0		0- 1		3- 1	
0- 0	0- 0	0- 0		NEUTRAL		0- 0		0- 0		0- 0	
RPI S	Opponent	Score	RPI S	Opponent	Score	RPI S	Opponent	Score	RPI S	Opponent	Score
			28 H	Texas A&M	0 3	79 N	Western Mich.	0 3	101 A	Towson	0 3
			33 N	Western Ky.	0 3	87 A	San Diego St.	0 3	111 H	Xavier	0 3
			35 A	Northwestern	0 3				153 N	Saint Louis	3 2
			41 N	California	0 3				157 A	Virginia	0 3
									170 A	James Madison	0 3
									194 H	Penn	2 3
									211 H	Columbia	1 3
									212 A	William & Mary	3 0
									217 N	Lehigh	3 1
									225 H	Georgetown	3 0
									239 H	Georgia St.	3 0
									251 A	UNC Wilmington	3 2
									263 A	George Mason	3 2
									310 H	Morgan St.	3 0
									312 H	Delaware St.	3 0
LAST 10 GAMES											
			263 A	George Mason	3 2	239 H	Georgia St.	3 0			
			170 A	James Madison	0 3	310 H	Morgan St.	3 0			
			212 A	William & Mary	3 0	101 A	Towson	0 3			
			251 A	UNC Wilmington	3 2	194 H	Penn	2 3			
			312 H	Delaware St.	3 0	153 N	Saint Louis	3 2			

Non-Div. I Games:

Delaware

F
I
U

FIU				Through Games Of Sunday, Oct. 14, 2012											
Average RPI Win:		237	WON-LOST RECORD	WINNING PCT. RANK	LAST 10 GAMES	STRENGTH OF SCHEDULE	OPP. STRENGTH OF SCHEDULE	TEAM RPI	ADJ RPI	CONF. RPI	ADJ CONF. RPI				
Average RPI Loss:		104													
DIV. I ONLY			5- 15	.25 285	3- 7	69	152	203	.45981 197	15	15				
DIV. I NON-CONF.			3- 9	.25 268	1- 1	49	120	172	.48776 164	14	14				
<hr/>															
TOTALS		RPI 1-25		RPI 26-50		W-L RECORDS		RPI 51-100		RPI 101-150		RPI 150+			
5- 15		0- 2		0- 3		OVERALL		0- 2		1- 2		4- 6			
1- 2		0- 0		0- 0		HOME		0- 0		1- 0		0- 2			
2- 8		0- 2		0- 2		AWAY		0- 0		0- 1		2- 3			
2- 5		0- 0		0- 1		NEUTRAL		0- 2		0- 1		2- 1			
3- 9		0- 2		0- 2		NON-CONFERENCE		0- 2		0- 2		3- 1			
0- 0		0- 0		0- 0		HOME		0- 0		0- 0		0- 0			
1- 4		0- 2		0- 1		AWAY		0- 0		0- 1		1- 0			
2- 5		0- 0		0- 1		NEUTRAL		0- 2		0- 1		2- 1			
2- 6		0- 0		0- 1		CONFERENCE		0- 0		1- 0		1- 5			
1- 2		0- 0		0- 0		HOME		0- 0		1- 0		0- 2			
1- 4		0- 0		0- 1		AWAY		0- 0		0- 0		1- 3			
0- 0		0- 0		0- 0		NEUTRAL		0- 0		0- 0		0- 0			
RPI S	Opponent		Score	RPI S	Opponent		Score	RPI S	Opponent		Score	RPI S	Opponent		Score
12 A	Florida		0 3	30 N	Pepperdine		0 3	54 N	Georgia		0 3	105 A	South Fla.		0 3
15 A	Florida St.		0 3	33 A	Western Ky.		0 3	96 N	New Mexico St.		0 3	118 H	Arkansas St.		3 0
				40 A	Colorado St.		1 3					141 N	Fla. Gulf Coast		2 3
												151 A	Troy		1 3
												164 A	Middle Tenn.		0 3
												169 A	South Ala.		0 3
												170 N	James Madison		1 3
												173 H	UALR		2 3
												200 H	La.-Lafayette		1 3
												237 A	Florida A&M		3 0
												237 N	Florida A&M		3 1
												272 A	Fla. Atlantic		3 2
												319 N	Bethune-Cookman		3 0
<hr/>															
LAST 10 GAMES															
				164 A	Middle Tenn.		0 3	151 A	Troy		1 3				
				33 A	Western Ky.		0 3	118 H	Arkansas St.		3 0				
				200 H	La.-Lafayette		1 3	173 H	UALR		2 3				
				272 A	Fla. Atlantic		3 2	105 A	South Fla.		0 3				
				169 A	South Ala.		0 3	319 N	Bethune-Cookman		3 0				

F
I
U

Non-Div. I Games:

FIU

Average RPI Win:	209	WON-LOST RECORD	WINNING PCT. RANK	LAST 10 GAMES	STRENGTH OF SCHEDULE	OPP. STRENGTH OF SCHEDULE	TEAM RPI	ADJ RPI	CONF. RPI	ADJ CONF. RPI		
DIV. I ONLY		8- 11	.42105	210	4- 6	160	189	200	.45964	198	17	17
DIV. I NON-CONF.		4- 6	.4	217	0- 1	137	173	199	.46607	202	16	16
<hr/>												
TOTALS	RPI 1-25	RPI 26-50		W-L RECORDS		RPI 51-100		RPI 101-150		RPI 150+		
8- 11	0- 0	0- 0		OVERALL		0- 3		2- 4		6- 4		
3- 2	0- 0	0- 0		HOME		0- 2		1- 0		2- 0		
2- 6	0- 0	0- 0		AWAY		0- 1		0- 3		2- 2		
3- 3	0- 0	0- 0		NEUTRAL		0- 0		1- 1		2- 2		
<hr/>												
4- 6	0- 0	0- 0		NON-CONFERENCE		0- 2		1- 1		3- 3		
0- 1	0- 0	0- 0		HOME		0- 1		0- 0		0- 0		
1- 2	0- 0	0- 0		AWAY		0- 1		0- 0		1- 1		
3- 3	0- 0	0- 0		NEUTRAL		0- 0		1- 1		2- 2		
<hr/>												
4- 5	0- 0	0- 0		CONFERENCE		0- 1		1- 3		3- 1		
3- 1	0- 0	0- 0		HOME		0- 1		1- 0		2- 0		
1- 4	0- 0	0- 0		AWAY		0- 0		0- 3		1- 1		
0- 0	0- 0	0- 0		NEUTRAL		0- 0		0- 0		0- 0		
<hr/>												
RPI S	Opponent	Score	RPI S	Opponent	Score	RPI S	Opponent	Score	RPI S	Opponent	Score	
						53 H	Pacific	0 3	109 A	Utah St.	0 3	
						91 A	Texas Tech	0 3	125 N	Northwestern St.	3 0	
						96 H	New Mexico St.	1 3	131 N	UC Irvine	1 3	
									134 A	UTSA	1 3	
									138 H	Idaho	3 0	
									142 A	Texas St.	1 3	
									160 H	Denver	3 0	
									162 A	Boise St.	2 3	
									163 N	Oral Roberts	1 3	
									207 N	Southern Utah	3 2	
									209 N	Canisius	1 3	
									210 A	Texas-Arlington	1 3	
									222 H	Seattle	3 2	
									246 A	Buffalo	3 1	
									267 N	Tex.-Pan American	3 0	
			309 A	Louisiana Tech	3 0							
<hr/>												
			LAST 10 GAMES									
			109 A Utah St.			0 3	53 H Pacific			0 3		
			96 H New Mexico St.			1 3	222 H Seattle			3 2		
			160 H Denver			3 0	138 H Idaho			3 0		
			309 A Louisiana Tech			3 0	134 A UTSA			1 3		
			210 A Texas-Arlington			1 3	142 A Texas St.			1 3		

Non-Div. I Games:

San Jose St.

Average RPI Win: 196		WON-LOST	WINNING	LAST 10	STRENGTH OF		OPP. STRENGTH	TEAM	ADJ	CONF.	ADJ CONF.
Average RPI Loss: 146		RECORD	PCT. RANK	GAMES	SCHEDULE		OF SCHEDULE	RPI	RPI	RPI	RPI
DIV. I ONLY		9- 12	.42857	206	4- 6		185	169	204	.45955	199
DIV. I NON-CONF.		6- 5	.54545	142	1- 0		245	185	189	.47541	189
TOTALS		RPI 1-25	RPI 26-50		W-L RECORDS		RPI 51-100		RPI 101-150		RPI 150+
9- 12	0- 0	0- 1		OVERALL		0- 1		2- 6		7- 4	
1- 4	0- 0	0- 0		HOME		0- 0		0- 2		1- 2	
5- 5	0- 0	0- 0		AWAY		0- 1		2- 2		3- 2	
3- 3	0- 0	0- 1		NEUTRAL		0- 0		0- 2		3- 0	
6- 5	0- 0	0- 1		NON-CONFERENCE		0- 0		0- 2		6- 2	
1- 0	0- 0	0- 0		HOME		0- 0		0- 0		1- 0	
2- 2	0- 0	0- 0		AWAY		0- 0		0- 0		2- 2	
3- 3	0- 0	0- 1		NEUTRAL		0- 0		0- 2		3- 0	
3- 7	0- 0	0- 0		CONFERENCE		0- 1		2- 4		1- 2	
0- 4	0- 0	0- 0		HOME		0- 0		0- 2		0- 2	
3- 3	0- 0	0- 0		AWAY		0- 1		2- 2		1- 0	
0- 0	0- 0	0- 0		NEUTRAL		0- 0		0- 0		0- 0	
RPI S	Opponent	Score	RPI S	Opponent	Score	RPI S	Opponent	Score	RPI S	Opponent	Score
			47 N	Santa Clara	0 3	62 A	IPFW	1 3	106 A	Oakland	3 2
									124 N	Indiana	0 3
									129 N	Montana St.	2 3
									133 A	UMKC	0 3
									133 H	UMKC	2 3
									136 H	IUPUI	0 3
									145 A	South Dakota St.	1 3
									147 A	North Dakota St.	3 2
									152 N	Stephen F. Austin	3 0
									153 A	Saint Louis	3 0
									156 N	Loyola Chicago	3 0
									167 A	Butler	1 3
									190 A	South Dakota	3 0
									190 H	South Dakota	1 3
									224 H	Neb. Omaha	2 3
									256 A	SIU Edwardsville	1 3
									256 N	SIU Edwardsville	3 2
									289 A	Indiana St.	3 2
									317 H	Chicago St.	3 0
LAST 10 GAMES											
			190 A	South Dakota	3 0		224 H	Neb. Omaha	2 3		
			133 A	UMKC	0 3		145 A	South Dakota St.	1 3		
			62 A	IPFW	1 3		147 A	North Dakota St.	3 2		
			136 H	IUPUI	0 3		106 A	Oakland	3 2		
			153 A	Saint Louis	3 0		133 H	UMKC	2 3		

Non-Div. I Games:

Western Ill.

Average RPI Win: 236		WON-LOST	WINNING	LAST 10	STRENGTH OF		OPP. STRENGTH	TEAM	ADJ	CONF.	ADJ CONF.
Average RPI Loss: 137		RECORD	PCT. RANK	GAMES	SCHEDULE		OF SCHEDULE	RPI	RPI	RPI	RPI
DIV. I ONLY		12- 11	.52174	161	5- 5		255	168	194	.45617	200
DIV. I NON-CONF.		8- 7	.53333	149	1- 1		266	199	211	.45763	217
TOTALS		RPI 1-25	RPI 26-50		W-L RECORDS		RPI 51-100		RPI 101-150		RPI 150+
12- 11	0- 1	0- 1		OVERALL		0- 2		1- 2		11- 5	
6- 2	0- 0	0- 1		HOME		0- 0		1- 0		5- 1	
3- 5	0- 1	0- 0		AWAY		0- 0		0- 2		3- 2	
3- 4	0- 0	0- 0		NEUTRAL		0- 2		0- 0		3- 2	
8- 7	0- 1	0- 0		NON-CONFERENCE		0- 2		0- 1		8- 3	
4- 0	0- 0	0- 0		HOME		0- 0		0- 0		4- 0	
1- 3	0- 1	0- 0		AWAY		0- 0		0- 1		1- 1	
3- 4	0- 0	0- 0		NEUTRAL		0- 2		0- 0		3- 2	
4- 4	0- 0	0- 1		CONFERENCE		0- 0		1- 1		3- 2	
2- 2	0- 0	0- 1		HOME		0- 0		1- 0		1- 1	
2- 2	0- 0	0- 0		AWAY		0- 0		0- 1		2- 1	
0- 0	0- 0	0- 0		NEUTRAL		0- 0		0- 0		0- 0	
RPI S	Opponent	Score		RPI S	Opponent	Score		RPI S	Opponent	Score	
12 A	Florida	1	3	33 H	Western Ky.	0	3	58 N	Georgia Tech	0	3
								81 N	Colorado	0	3
									117 A	Sam Houston St.	2 3
									118 H	Arkansas St.	3 1
									119 A	North Texas	2 3
									164 H	Middle Tenn.	1 3
									173 H	UALR	3 0
									174 N	Ill.-Chicago	2 3
									177 H	Houston Baptist	3 1
									197 A	FIU	3 1
									223 N	Belmont	3 0
									228 A	Lamar	1 3
									248 A	La.-Monroe	3 0
									252 A	Memphis	3 1
									254 N	Jacksonville	2 3
									264 H	McNeese St.	3 0
									268 H	Southern Miss.	3 0
									272 A	Fla. Atlantic	2 3
									292 N	Texas Southern	3 0
									295 N	Alabama A&M	3 0
									323 H	Southern U.	3 0
LAST 10 GAMES				LAST 10 GAMES				LAST 10 GAMES			
				173 H	UALR	3	0	33 H	Western Ky.	0	3
				118 H	Arkansas St.	3	1	119 A	North Texas	2	3
				197 A	FIU	3	1	248 A	La.-Monroe	3	0
				272 A	Fla. Atlantic	2	3	174 N	Ill.-Chicago	2	3
				164 H	Middle Tenn.	1	3	252 A	Memphis	3	1

Non-Div. I Games:

La.-Lafayette

Average RPI Win:		252	WON-LOST RECORD		WINNING PCT. RANK		LAST 10 GAMES		STRENGTH OF SCHEDULE		OPP. STRENGTH OF SCHEDULE		TEAM RPI		ADJ RPI		CONF. RPI		ADJ CONF. RPI	
DIV. I ONLY			11- 10		.52381 153		4- 6		234		241		198		.45593 201		22		22	
DIV. I NON-CONF.			8- 4		.66667 87		1- 0		265		231		152		.49147 159		24		24	
TOTALS		RPI 1-25		RPI 26-50		W-L RECORDS		RPI 51-100		RPI 101-150		RPI 150+								
11- 10		0- 1		0- 1		OVERALL		1- 0		0- 3		10- 5								
4- 2		0- 0		0- 0		HOME		0- 0		0- 0		4- 2								
5- 5		0- 0		0- 1		AWAY		1- 0		0- 3		4- 1								
2- 3		0- 1		0- 0		NEUTRAL		0- 0		0- 0		2- 2								
8- 4		0- 1		0- 1		NON-CONFERENCE		1- 0		0- 0		7- 2								
3- 0		0- 0		0- 0		HOME		0- 0		0- 0		3- 0								
3- 1		0- 0		0- 1		AWAY		1- 0		0- 0		2- 0								
2- 3		0- 1		0- 0		NEUTRAL		0- 0		0- 0		2- 2								
3- 6		0- 0		0- 0		CONFERENCE		0- 0		0- 3		3- 3								
1- 2		0- 0		0- 0		HOME		0- 0		0- 0		1- 2								
2- 4		0- 0		0- 0		AWAY		0- 0		0- 3		2- 1								
0- 0		0- 0		0- 0		NEUTRAL		0- 0		0- 0		0- 0								
RPI	S	Opponent		Score		RPI	S	Opponent		Score		RPI	S	Opponent		Score				
24	N	Michigan		1	3	48	A	Missouri		0	3	85	A	Col. of Charleston		3	2			
												116	A	Lipscomb		2	3			
												141	A	Fla. Gulf Coast		0	3			
												144	A	East Tenn. St.		1	3			
												161	A	Northern Ky.		1	3			
												185	H	Kennesaw St.		0	3			
												189	N	Nicholls St.		2	3			
												214	H	Mercer		2	3			
												218	H	Presbyterian		3	0			
												227	H	Davidson		3	2			
												237	H	Florida A&M		3	0			
												252	N	Memphis		0	3			
												253	N	Western Caro.		3	1			
												254	A	Jacksonville		3	1			
												262	A	Winthrop		3	0			
278	A	USC Upstate		3	2															
315	H	Stetson		3	0															
319	A	Bethune-Cookman		3	0															
328	N	N.C. A&T		3	1															
LAST 10 GAMES																				
144 A East Tenn. St.						1	3	254 A Jacksonville						3	1					
278 A USC Upstate						3	2	141 A Fla. Gulf Coast						0	3					
185 H Kennesaw St.						0	3	116 A Lipscomb						2	3					
214 H Mercer						2	3	161 A Northern Ky.						1	3					
315 H Stetson						3	0	262 A Winthrop						3	0					

Non-Div. I Games:

North Florida

Average RPI Win: 138		WON-LOST	WINNING	LAST 10	STRENGTH OF	OPP. STRENGTH	TEAM	ADJ	CONF.	ADJ CONF.				
Average RPI Loss: 78		RECORD	PCT. RANK	GAMES	SCHEDULE	OF SCHEDULE	RPI	RPI	RPI	RPI				
DIV. I ONLY		1- 18	.05263	320	0- 10	32	47	221	.45589	202	9	8		
DIV. I NON-CONF.		1- 11	.08333	312	0- 3	28	38	206	.47027	197	7	7		
<hr/>														
TOTALS		RPI 1-25	RPI 26-50		W-L RECORDS		RPI 51-100		RPI 101-150		RPI 150+			
1- 18		0- 5	0- 1		OVERALL		0- 7		1- 3		0- 2			
1- 3		0- 1	0- 0		HOME		0- 2		1- 0		0- 0			
0- 8		0- 2	0- 0		AWAY		0- 3		0- 2		0- 1			
0- 7		0- 2	0- 1		NEUTRAL		0- 2		0- 1		0- 1			
1- 11		0- 4	0- 1		NON-CONFERENCE		0- 3		1- 1		0- 2			
1- 0		0- 0	0- 0		HOME		0- 0		1- 0		0- 0			
0- 4		0- 2	0- 0		AWAY		0- 1		0- 0		0- 1			
0- 7		0- 2	0- 1		NEUTRAL		0- 2		0- 1		0- 1			
0- 7		0- 1	0- 0		CONFERENCE		0- 4		0- 2		0- 0			
0- 3		0- 1	0- 0		HOME		0- 2		0- 0		0- 0			
0- 4		0- 0	0- 0		AWAY		0- 2		0- 2		0- 0			
0- 0		0- 0	0- 0		NEUTRAL		0- 0		0- 0		0- 0			
RPI	S	Opponent	Score		RPI	S	Opponent	Score		RPI	S	Opponent	Score	
4	A	Texas	0	3	38	N	Notre Dame	0	3	53	A	Pacific	0	3
14	A	Southern California	0	3						64	A	Long Beach St.	1	3
21	N	San Diego	0	3						66	H	UC Santa Barbara	0	3
21	N	San Diego	0	3						67	N	LSU	0	3
22	H	Hawaii	1	3						68	A	Utah	0	3
										80	H	Cal St. Northridge	0	3
										86	N	Northeastern	0	3

Non-Div. I Games:

Cal Poly

Average RPI Win: 231		WON-LOST	WINNING	LAST 10	STRENGTH OF		OPP. STRENGTH	TEAM	ADJ	CONF.	ADJ CONF.
Average RPI Loss: 114		RECORD	PCT. RANK	GAMES	SCHEDULE		OF SCHEDULE	RPI	RPI	RPI	RPI
DIV. I ONLY		5- 15	.25 285	2- 8	70		191	211	.45574 203	11	11
DIV. I NON-CONF.		3- 9	.25 268	0- 2	24		232	160	.49006 161	11	11
TOTALS		RPI 1-25	RPI 26-50	W-L RECORDS	RPI 51-100		RPI 101-150	RPI 150+			
5- 15	0- 0		0- 2	OVERALL	0- 4		1- 5	4- 4			
2- 4	0- 0		0- 0	HOME	0- 1		0- 1	2- 2			
1- 7	0- 0		0- 2	AWAY	0- 2		0- 1	1- 2			
2- 4	0- 0		0- 0	NEUTRAL	0- 1		1- 3	1- 0			
3- 9	0- 0		0- 1	NON-CONFERENCE	0- 2		1- 4	2- 2			
1- 2	0- 0		0- 0	HOME	0- 0		0- 1	1- 1			
0- 3	0- 0		0- 1	AWAY	0- 1		0- 0	0- 1			
2- 4	0- 0		0- 0	NEUTRAL	0- 1		1- 3	1- 0			
2- 6	0- 0		0- 1	CONFERENCE	0- 2		0- 1	2- 2			
1- 2	0- 0		0- 0	HOME	0- 1		0- 0	1- 1			
1- 4	0- 0		0- 1	AWAY	0- 1		0- 1	1- 1			
0- 0	0- 0		0- 0	NEUTRAL	0- 0		0- 0	0- 0			
RPI S	Opponent	Score	RPI S	Opponent	Score	RPI S	Opponent	Score	RPI S	Opponent	Score
			31 A	North Carolina St.	0 3	62 A	IPFW	0 3	105 N	South Fla.	3 2
			50 A	Bowling Green	0 3	77 N	VCU	1 3	110 N	Cleveland St.	0 3
						78 A	Ohio	0 3	121 A	Ball St.	0 3
						89 H	Central Mich.	0 3	123 H	Marshall	0 3
									132 N	UC Davis	0 3
									140 N	Southeast Mo. St.	0 3
									165 H	Liberty	2 3
									167 A	Butler	0 3
									183 A	Toledo	0 3
									187 H	Akron	0 3
									238 A	Miami (OH)	3 2
									246 H	Buffalo	3 1
									282 N	Murray St.	3 0
									284 H	Saint Francis (PA)	3 0
LAST 10 GAMES											
			183 A	Toledo	0 3	78 A	Ohio	0 3			
			121 A	Ball St.	0 3	50 A	Bowling Green	0 3			
			187 H	Akron	0 3	238 A	Miami (OH)	3 2			
			246 H	Buffalo	3 1	167 A	Butler	0 3			
			89 H	Central Mich.	0 3	140 N	Southeast Mo. St.	0 3			

Non-Div. I Games:

Kent St.

Average RPI Win:		221	WON-LOST RECORD		WINNING PCT. RANK		LAST 10 GAMES		STRENGTH OF SCHEDULE		OPP. STRENGTH OF SCHEDULE		TEAM RPI		ADJ RPI		CONF. RPI		ADJ CONF. RPI	
DIV. I ONLY		9- 13		.40909	217	2- 8		150		161		195		.45533	204	8		9		
DIV. I NON-CONF.		8- 7		.53333	149	1- 2		255		190		201		.45971	210	9		10		
TOTALS		RPI 1-25		RPI 26-50		W-L RECORDS		RPI 51-100		RPI 101-150		RPI 150+								
9- 13		0- 1		1- 3		OVERALL		0- 1		1- 3		7- 5								
2- 2		0- 0		0- 0		HOME		0- 0		1- 1		1- 1								
2- 8		0- 0		1- 3		AWAY		0- 0		0- 2		1- 3								
5- 3		0- 1		0- 0		NEUTRAL		0- 1		0- 0		5- 1								
8- 7		0- 1		1- 1		NON-CONFERENCE		0- 1		0- 0		7- 4								
1- 1		0- 0		0- 0		HOME		0- 0		0- 0		1- 1								
2- 3		0- 0		1- 1		AWAY		0- 0		0- 0		1- 2								
5- 3		0- 1		0- 0		NEUTRAL		0- 1		0- 0		5- 1								
1- 6		0- 0		0- 2		CONFERENCE		0- 0		1- 3		0- 1								
1- 1		0- 0		0- 0		HOME		0- 0		1- 1		0- 0								
0- 5		0- 0		0- 2		AWAY		0- 0		0- 2		0- 1								
0- 0		0- 0		0- 0		NEUTRAL		0- 0		0- 0		0- 0								
RPI	S	Opponent		Score		RPI	S	Opponent		Score		RPI	S	Opponent		Score				
9	N	Kansas St.		0	3	29	A	Creighton		0	3	98	N	Iowa		2	3			
						32	A	Marquette		0	3			104 A Seton Hall		1	3			
						38	A	Notre Dame		0	3			105 H South Fla.		3	2			
						42	A	Iowa St.		3	2			112 A Rutgers		1	3			
														130 H Pittsburgh		0	3			
														160 N Denver		0	3			
														174 N Ill.-Chicago		3	2			
														220 A Colgate		3	1			
														224 A Neb. Omaha		0	3			
														226 A DePaul		1	3			
														236 H Niagara		3	2			
														246 A Buffalo		0	3			
														259 H Binghamton		2	3			
														298 N Hartford		3	0			
														301 N Eastern Wash.		3	0			
														304 N Bryant		3	1			
														308 N Dartmouth		3	1			
						LAST 10 GAMES														
						104	A	Seton Hall		1	3	226	A	DePaul		1	3			
						112	A	Rutgers		1	3	236	H	Niagara		3	2			
						130	H	Pittsburgh		0	3	32	A	Marquette		0	3			
						105	H	South Fla.		3	2	259	H	Binghamton		2	3			
						38	A	Notre Dame		0	3	246	A	Buffalo		0	3			

Non-Div. I Games:

Syracuse

Average RPI Win:	269	WON-LOST RECORD	WINNING PCT. RANK	LAST 10 GAMES	STRENGTH OF SCHEDULE	OPP. STRENGTH OF SCHEDULE	TEAM RPI	ADJ RPI	CONF. RPI	ADJ CONF. RPI		
DIV. I ONLY		12- 9	.57143	129	4- 6	275	259	208	.45459	205	18	18
DIV. I NON-CONF.		10- 4	.71429	73	2- 1	302	287	179	.47684	183	19	19
<hr/>												
TOTALS	RPI 1-25	RPI 26-50		W-L RECORDS		RPI 51-100		RPI 101-150		RPI 150+		
12- 9	0- 0	0- 1		OVERALL		0- 1		0- 2		12- 5		
2- 2	0- 0	0- 0		HOME		0- 0		0- 1		2- 1		
3- 5	0- 0	0- 1		AWAY		0- 0		0- 1		3- 3		
7- 2	0- 0	0- 0		NEUTRAL		0- 1		0- 0		7- 1		
<hr/>												
10- 4	0- 0	0- 1		NON-CONFERENCE		0- 1		0- 0		10- 2		
1- 0	0- 0	0- 0		HOME		0- 0		0- 0		1- 0		
2- 2	0- 0	0- 1		AWAY		0- 0		0- 0		2- 1		
7- 2	0- 0	0- 0		NEUTRAL		0- 1		0- 0		7- 1		
<hr/>												
2- 5	0- 0	0- 0		CONFERENCE		0- 0		0- 2		2- 3		
1- 2	0- 0	0- 0		HOME		0- 0		0- 1		1- 1		
1- 3	0- 0	0- 0		AWAY		0- 0		0- 1		1- 2		
0- 0	0- 0	0- 0		NEUTRAL		0- 0		0- 0		0- 0		
<hr/>												
RPI S	Opponent	Score	RPI S	Opponent	Score	RPI S	Opponent	Score	RPI S	Opponent	Score	
			45 A	Michigan St.	1 3	100 N	Morehead St.	0 3	110 H	Cleveland St.	0 3	
									135 A	Valparaiso	1 3	
									156 H	Loyola Chicago	1 3	
									174 H	Ill.-Chicago	3 2	
									175 A	Milwaukee	1 3	
									180 A	Green Bay	2 3	
									187 A	Akron	1 3	
									229 A	UNC Greensboro	3 1	
									251 N	UNC Wilmington	3 1	
									256 N	SIU Edwardsville	3 1	
									259 N	Binghamton	3 2	
									261 N	Eastern Ky.	2 3	
									264 N	McNeese St.	3 2	
									273 A	Coppin St.	3 1	
									280 H	Robert Morris	3 0	
									294 A	Wright St.	3 0	
									304 N	Bryant	3 0	
									317 N	Chicago St.	3 0	
									328 N	N.C. A&T	3 0	
<hr/>												
			LAST 10 GAMES									
			110 H	Cleveland St.	0 3	180 A	Green Bay	2 3				
			135 A	Valparaiso	1 3	175 A	Milwaukee	1 3				
			294 A	Wright St.	3 0	251 N	UNC Wilmington	3 1				
			156 H	Loyola Chicago	1 3	229 A	UNC Greensboro	3 1				
			174 H	Ill.-Chicago	3 2	100 N	Morehead St.	0 3				

Non-Div. I Games:

Youngstown St.

Average RPI Win: 275		WON-LOST	WINNING	LAST 10	STRENGTH OF		OPP. STRENGTH	TEAM	ADJ	CONF.	ADJ CONF.
Average RPI Loss: 159		RECORD	PCT. RANK	GAMES	SCHEDULE		OF SCHEDULE	RPI	RPI	RPI	RPI
DIV. I ONLY		13- 8	.61905	107	7- 3		289	264	201	.45373	206
DIV. I NON-CONF.		5- 5	.5	157	0- 0		316	195	253	.41963	249
TOTALS		RPI 1-25	RPI 26-50		W-L RECORDS		RPI 51-100		RPI 101-150		RPI 150+
13- 8	0- 0	0- 2		OVERALL		0- 0		0- 1		13- 5	
5- 0	0- 0	0- 0		HOME		0- 0		0- 0		5- 0	
5- 5	0- 0	0- 1		AWAY		0- 0		0- 1		5- 3	
3- 3	0- 0	0- 1		NEUTRAL		0- 0		0- 0		3- 2	
5- 5	0- 0	0- 2		NON-CONFERENCE		0- 0		0- 1		5- 2	
1- 0	0- 0	0- 0		HOME		0- 0		0- 0		1- 0	
1- 2	0- 0	0- 1		AWAY		0- 0		0- 1		1- 0	
3- 3	0- 0	0- 1		NEUTRAL		0- 0		0- 0		3- 2	
8- 3	0- 0	0- 0		CONFERENCE		0- 0		0- 0		8- 3	
4- 0	0- 0	0- 0		HOME		0- 0		0- 0		4- 0	
4- 3	0- 0	0- 0		AWAY		0- 0		0- 0		4- 3	
0- 0	0- 0	0- 0		NEUTRAL		0- 0		0- 0		0- 0	
RPI S	Opponent	Score	RPI S	Opponent	Score	RPI S	Opponent	Score	RPI S	Opponent	Score
			44 A	Duke	0 3				149 A	Connecticut	0 3
			45 N	Michigan St.	0 3				175 N	Milwaukee	1 3
									188 A	Siena	1 3
									188 H	Siena	3 1
									209 A	Canisius	2 3
									212 N	William & Mary	1 3
									233 N	UCF	3 2
									236 A	Niagara	3 0
									245 A	Loyola Maryland	3 0
									247 A	Iona	0 3
									250 H	Manhattan	3 1
									283 A	Sacred Heart	3 0
									290 A	Marist	3 0
									290 H	Marist	3 0
									293 A	Rider	3 0
									308 N	Dartmouth	3 0
									308 N	Dartmouth	3 1
									322 H	Quinnipiac	3 0
									326 H	Saint Peter's	3 0
			LAST 10 GAMES								
			236 A	Niagara	3 0	293 A	Rider	3 0			
			209 A	Canisius	2 3	290 A	Marist	3 0			
			290 H	Marist	3 0	247 A	Iona	0 3			
			188 H	Siena	3 1	188 A	Siena	1 3			
			245 A	Loyola Maryland	3 0	250 H	Manhattan	3 1			

Non-Div. I Games:

Fairfield

Average RPI Win: 235		WON-LOST RECORD		WINNING PCT. RANK		LAST 10 GAMES		STRENGTH OF SCHEDULE		OPP. STRENGTH OF SCHEDULE		TEAM RPI		ADJ RPI		CONF. RPI		ADJ CONF. RPI	
DIV. I ONLY		8- 13		.38095 229		4- 6		183		163		215		.45353 207		14		13	
DIV. I NON-CONF.		4- 7		.36364 234		1- 0		217		160		241		.44205 232		12		12	
TOTALS		RPI 1-25		RPI 26-50		W-L RECORDS		RPI 51-100		RPI 101-150		RPI 150+							
8- 13		0- 0		0- 0		OVERALL		0- 5		1- 6		7- 2							
3- 2		0- 0		0- 0		HOME		0- 1		1- 1		2- 0							
3- 6		0- 0		0- 0		AWAY		0- 3		0- 2		3- 1							
2- 5		0- 0		0- 0		NEUTRAL		0- 1		0- 3		2- 1							
4- 7		0- 0		0- 0		NON-CONFERENCE		0- 1		1- 4		3- 2							
1- 0		0- 0		0- 0		HOME		0- 0		1- 0		0- 0							
1- 2		0- 0		0- 0		AWAY		0- 0		0- 1		1- 1							
2- 5		0- 0		0- 0		NEUTRAL		0- 1		0- 3		2- 1							
4- 6		0- 0		0- 0		CONFERENCE		0- 4		0- 2		4- 0							
2- 2		0- 0		0- 0		HOME		0- 1		0- 1		2- 0							
2- 4		0- 0		0- 0		AWAY		0- 3		0- 1		2- 0							
0- 0		0- 0		0- 0		NEUTRAL		0- 0		0- 0		0- 0							
RPI S	Opponent	Score		RPI S	Opponent	Score		RPI S	Opponent	Score		RPI S	Opponent	Score					
								65 A	Portland St.	1	3	109 A	Utah St.	1	3				
								68 N	Utah	0	3	126 N	Portland	0	3				
								69 H	Northern Ariz.	1	3	129 H	Montana St.	1	3				
								73 A	Northern Colo.	0	3	131 N	UC Irvine	0	3				
								75 A	Idaho St.	0	3	137 H	Utah Valley	3	0				
												139 A	North Dakota	0	3				
												148 N	UMES	2	3				
												162 A	Boise St.	0	3				
												185 N	Kennesaw St.	3	0				
												192 H	Sacramento St.	3	1				
												198 N	San Jose St.	2	3				
												215 H	Montana	3	0				
												243 A	Weber St.	3	1				
												279 N	UNC Asheville	3	0				
												301 A	Eastern Wash.	3	2				
												325 A	Savannah St.	3	0				
LAST 10 GAMES																			
						73 A	Northern Colo.	0	3	301 A	Eastern Wash.	3	2						
						139 A	North Dakota	0	3	69 H	Northern Ariz.	1	3						
						129 H	Montana St.	1	3	192 H	Sacramento St.	3	1						
						215 H	Montana	3	0	137 H	Utah Valley	3	0						
						65 A	Portland St.	1	3	75 A	Idaho St.	0	3						

Non-Div. I Games:

Southern Utah

Average RPI Win:	274	WON-LOST	WINNING	LAST 10	STRENGTH OF	OPP. STRENGTH	TEAM	ADJ	CONF.	ADJ CONF.	
Average RPI Loss:	139	RECORD	PCT. RANK	GAMES	SCHEDULE	OF SCHEDULE	RPI	RPI	RPI	RPI	
DIV. I ONLY	12- 8	.6	116	6- 4	296	230	206	.45308	208	27	28
DIV. I NON-CONF.	8- 5	.61538	111	2- 1	284	182	190	.4753	190	26	26
<hr/>											
TOTALS	RPI 1-25	RPI 26-50		W-L RECORDS	RPI 51-100		RPI 101-150		RPI 150+		
12- 8	0- 0	0- 1		OVERALL	0- 2		0- 1		12- 4		
5- 3	0- 0	0- 0		HOME	0- 0		0- 0		5- 3		
3- 3	0- 0	0- 0		AWAY	0- 2		0- 0		3- 1		
4- 2	0- 0	0- 1		NEUTRAL	0- 0		0- 1		4- 0		
<hr/>											
8- 5	0- 0	0- 1		NON-CONFERENCE	0- 2		0- 1		8- 1		
2- 1	0- 0	0- 0		HOME	0- 0		0- 0		2- 1		
2- 2	0- 0	0- 0		AWAY	0- 2		0- 0		2- 0		
4- 2	0- 0	0- 1		NEUTRAL	0- 0		0- 1		4- 0		
<hr/>											
4- 3	0- 0	0- 0		CONFERENCE	0- 0		0- 0		4- 3		
3- 2	0- 0	0- 0		HOME	0- 0		0- 0		3- 2		
1- 1	0- 0	0- 0		AWAY	0- 0		0- 0		1- 1		
0- 0	0- 0	0- 0		NEUTRAL	0- 0		0- 0		0- 0		
<hr/>											
RPI S	Opponent	Score	RPI S	Opponent	Score	RPI S	Opponent	Score	RPI S	Opponent	Score
			28 N	Texas A&M	0 3	51 A	Arizona	0 3	131 N	UC Irvine	1 3
						83 A	Yale	0 3	155 H	Army	2 3
									162 N	Boise St.	3 1
									217 H	Lehigh	2 3
									220 A	Colgate	0 3
									225 H	Georgetown	0 3
									229 A	UNC Greensboro	3 2
									263 H	George Mason	3 0
									265 N	Stony Brook	3 0
									273 H	Coppin St.	3 0
									275 H	Navy	3 2
									279 N	UNC Asheville	3 0
									281 H	Lafayette	3 0
									300 A	Bucknell	3 1
									310 A	Morgan St.	3 1
									318 H	Holy Cross	3 0
									328 N	N.C. A&T	3 0
<hr/>											
			LAST 10 GAMES								
			220 A	Colgate	0 3	281 H	Lafayette	3 0			
			300 A	Bucknell	3 1	318 H	Holy Cross	3 0			
			275 H	Navy	3 2	155 H	Army	2 3			
			310 A	Morgan St.	3 1	273 H	Coppin St.	3 0			
			217 H	Lehigh	2 3	51 A	Arizona	0 3			

Non-Div. I Games:

American

Average RPI Win:	256	WON-LOST	WINNING	LAST 10	STRENGTH OF	OPP. STRENGTH	TEAM	ADJ	CONF.	ADJ CONF.	
Average RPI Loss:	197	RECORD	PCT. RANK	GAMES	SCHEDULE	OF SCHEDULE	RPI	RPI	RPI	RPI	
DIV. I ONLY	11- 8	.57895	125	9- 1	252	289	191	.45221	209	28	29
DIV. I NON-CONF.	3- 7	.3	252	1- 0	252	250	272	.3895	272	30	30
<hr/>											
TOTALS	RPI 1-25	RPI 26-50		W-L RECORDS		RPI 51-100		RPI 101-150		RPI 150+	
11- 8	0- 0	0- 0		OVERALL		0- 1		0- 1		11- 6	
4- 1	0- 0	0- 0		HOME		0- 0		0- 0		4- 1	
4- 3	0- 0	0- 0		AWAY		0- 0		0- 0		4- 3	
3- 4	0- 0	0- 0		NEUTRAL		0- 1		0- 1		3- 2	
<hr/>											
3- 7	0- 0	0- 0		NON-CONFERENCE		0- 1		0- 1		3- 5	
0- 0	0- 0	0- 0		HOME		0- 0		0- 0		0- 0	
0- 3	0- 0	0- 0		AWAY		0- 0		0- 0		0- 3	
3- 4	0- 0	0- 0		NEUTRAL		0- 1		0- 1		3- 2	
<hr/>											
8- 1	0- 0	0- 0		CONFERENCE		0- 0		0- 0		8- 1	
4- 1	0- 0	0- 0		HOME		0- 0		0- 0		4- 1	
4- 0	0- 0	0- 0		AWAY		0- 0		0- 0		4- 0	
0- 0	0- 0	0- 0		NEUTRAL		0- 0		0- 0		0- 0	
<hr/>											
RPI	S	Opponent	Score	RPI	S	Opponent	Score	RPI	S	Opponent	Score
								82	N	Furman	0 3

Non-Div. I Games:

Canisius

Average RPI Win:	255	WON-LOST	WINNING	LAST 10	STRENGTH OF	OPP. STRENGTH	TEAM	ADJ	CONF.	ADJ CONF.	
Average RPI Loss:	125	RECORD	PCT. RANK	GAMES	SCHEDULE	OF SCHEDULE	RPI	RPI	RPI	RPI	
DIV. I ONLY	7- 14	.33333	256	3- 7	139	205	222	.45137	210	17	17
DIV. I NON-CONF.	4- 8	.33333	244	0- 1	114	218	216	.46329	206	16	16
<hr/>											
TOTALS	RPI 1-25	RPI 26-50		W-L RECORDS	RPI 51-100		RPI 101-150		RPI 150+		
7- 14	0- 0	0- 0		OVERALL	0- 5		0- 6		7- 3		
5- 7	0- 0	0- 0		HOME	0- 1		0- 4		5- 2		
2- 5	0- 0	0- 0		AWAY	0- 1		0- 2		2- 1		
0- 2	0- 0	0- 0		NEUTRAL	0- 2		0- 0		0- 0		
<hr/>											
4- 8	0- 0	0- 0		NON-CONFERENCE	0- 4		0- 2		4- 2		
3- 5	0- 0	0- 0		HOME	0- 1		0- 2		3- 2		
1- 1	0- 0	0- 0		AWAY	0- 1		0- 0		1- 0		
0- 2	0- 0	0- 0		NEUTRAL	0- 2		0- 0		0- 0		
<hr/>											
3- 6	0- 0	0- 0		CONFERENCE	0- 1		0- 4		3- 1		
2- 2	0- 0	0- 0		HOME	0- 0		0- 2		2- 0		
1- 4	0- 0	0- 0		AWAY	0- 1		0- 2		1- 1		
0- 0	0- 0	0- 0		NEUTRAL	0- 0		0- 0		0- 0		
<hr/>											
RPI S	Opponent	Score	RPI S	Opponent	Score	RPI S	Opponent	Score	RPI S	Opponent	Score
						61 A	TCU	0 3	109 H	Utah St.	0 3
						62 N	IPFW	0 3	119 H	North Texas	2 3
						88 H	A&M-Corpus Christi	0 3	125 H	Northwestern St.	2 3
						92 N	Eastern Mich.	2 3	134 A	UTSA	0 3
						96 A	New Mexico St.	0 3	138 H	Idaho	1 3
									142 A	Texas St.	1 3
									152 H	Stephen F. Austin	0 3
									160 A	Denver	0 3
									174 A	Ill.-Chicago	3 1
									198 H	San Jose St.	3 1
									222 H	Seattle	3 0
									267 H	Tex.-Pan American	3 1
									268 H	Southern Miss.	0 3
									290 H	Marist	3 0
									309 A	Louisiana Tech	3 1
			325 H	Savannah St.	3 0						
<hr/>											
			LAST 10 GAMES								
			222 H Seattle			3 0	198 H San Jose St.			3 1	
			138 H Idaho			1 3	96 A New Mexico St.			0 3	
			134 A UTSA			0 3	160 A Denver			0 3	
			142 A Texas St.			1 3	309 A Louisiana Tech			3 1	
			109 H Utah St.			0 3	61 A TCU			0 3	

Non-Div. I Games:

Texas-Arlington

Average RPI Win:	243	WON-LOST	WINNING	LAST 10	STRENGTH OF	OPP. STRENGTH	TEAM	ADJ	CONF.	ADJ CONF.	
Average RPI Loss:	154	RECORD	PCT. RANK	GAMES	SCHEDULE	OF SCHEDULE	RPI	RPI	RPI	RPI	
DIV. I ONLY	8- 8	.5	164	6- 4	249	201	207	.45103	211	23	23
DIV. I NON-CONF.	5- 4	.55556	141	3- 0	173	158	145	.49772	151	22	22
<hr/>											
TOTALS	RPI 1-25	RPI 26-50		W-L RECORDS	RPI 51-100		RPI 101-150		RPI 150+		
8- 8	0- 0	0- 1		OVERALL	0- 1		0- 1		8- 5		
6- 2	0- 0	0- 0		HOME	0- 1		0- 0		6- 1		
1- 3	0- 0	0- 0		AWAY	0- 0		0- 0		1- 3		
1- 3	0- 0	0- 1		NEUTRAL	0- 0		0- 1		1- 1		
5- 4	0- 0	0- 1		NON-CONFERENCE	0- 0		0- 1		5- 2		
3- 0	0- 0	0- 0		HOME	0- 0		0- 0		3- 0		
1- 1	0- 0	0- 0		AWAY	0- 0		0- 0		1- 1		
1- 3	0- 0	0- 1		NEUTRAL	0- 0		0- 1		1- 1		
3- 4	0- 0	0- 0		CONFERENCE	0- 1		0- 0		3- 3		
3- 2	0- 0	0- 0		HOME	0- 1		0- 0		3- 1		
0- 2	0- 0	0- 0		AWAY	0- 0		0- 0		0- 2		
0- 0	0- 0	0- 0		NEUTRAL	0- 0		0- 0		0- 0		
RPI S	Opponent	Score	RPI S	Opponent	Score	RPI S	Opponent	Score	RPI S	Opponent	Score
			28 N	Texas A&M	0 3	83 H	Yale	0 3	111 N	Xavier	0 3
									165 N	Liberty	1 3
									184 A	Princeton	1 3
									193 H	Hofstra	3 2
									194 A	Penn	0 3
									196 A	Delaware	3 1
									220 H	Colgate	3 1
									233 A	UCF	0 3
									235 H	Harvard	0 3
									242 H	Rhode Island	3 0
									254 N	Jacksonville	3 0
									257 H	Cornell	3 0
									274 H	Brown	3 2
									308 H	Dartmouth	3 1
			LAST 10 GAMES								
			235 H	Harvard	0 3	274 H	Brown	3 2			
			308 H	Dartmouth	3 1	257 H	Cornell	3 0			
			194 A	Penn	0 3	193 H	Hofstra	3 2			
			184 A	Princeton	1 3	242 H	Rhode Island	3 0			
			83 H	Yale	0 3	220 H	Colgate	3 1			

Non-Div. I Games:

Columbia

Average RPI Win: 254		WON-LOST	WINNING	LAST 10	STRENGTH OF		OPP. STRENGTH	TEAM	ADJ		CONF.	ADJ CONF.		
Average RPI Loss: 173		RECORD	PCT. RANK	GAMES	SCHEDULE		OF SCHEDULE	RPI	RPI		RPI	RPI		
DIV. I ONLY		11- 9	.55	136	6- 4		253	261	199	.45006	212	19	19	
DIV. I NON-CONF.		8- 6	.57143	136	3- 1		290	275	225	.43895	233	20	20	
<hr/>														
TOTALS		RPI 1-25		RPI 26-50		W-L RECORDS		RPI 51-100		RPI 101-150		RPI 150+		
11- 9		0- 0		0- 1		OVERALL		0- 1		0- 1		11- 6		
5- 3		0- 0		0- 0		HOME		0- 0		0- 1		5- 2		
4- 4		0- 0		0- 1		AWAY		0- 1		0- 0		4- 2		
2- 2		0- 0		0- 0		NEUTRAL		0- 0		0- 0		2- 2		
8- 6		0- 0		0- 1		NON-CONFERENCE		0- 0		0- 0		8- 5		
5- 1		0- 0		0- 0		HOME		0- 0		0- 0		5- 1		
1- 3		0- 0		0- 1		AWAY		0- 0		0- 0		1- 2		
2- 2		0- 0		0- 0		NEUTRAL		0- 0		0- 0		2- 2		
3- 3		0- 0		0- 0		CONFERENCE		0- 1		0- 1		3- 1		
0- 2		0- 0		0- 0		HOME		0- 0		0- 1		0- 1		
3- 1		0- 0		0- 0		AWAY		0- 1		0- 0		3- 0		
0- 0		0- 0		0- 0		NEUTRAL		0- 0		0- 0		0- 0		
RPI	S	Opponent		Score	RPI	S	Opponent		Score	RPI	S	Opponent		Score
					44	A	Duke		0 3	86	A	Northeastern		1 3
										101	H	Towson		0 3
										165	A	Liberty		1 3
										175	N	Milwaukee		1 3
										193	A	Hofstra		3 2
										196	H	Delaware		0 3
										206	N	Fairfield		3 1
										216	A	New Hampshire		3 2
										225	H	Georgetown		1 3
										239	A	Georgia St.		3 1
										241	H	Elon		3 1
										249	H	Hampton		3 0
										250	H	Manhattan		3 1
										251	A	UNC Wilmington		3 0
										270	N	Central Conn. St.		2 3
										299	A	Norfolk St.		1 3
										307	H	Campbell		3 1
										318	N	Holy Cross		3 0
										321	H	Howard		3 0
					LAST 10 GAMES									
					239	A	Georgia St.		3 1	193	A	Hofstra		3 2
					196	H	Delaware		0 3	251	A	UNC Wilmington		3 0
					101	H	Towson		0 3	321	H	Howard		3 0
					299	A	Norfolk St.		1 3	249	H	Hampton		3 0
					86	A	Northeastern		1 3	241	H	Elon		3 1

Non-Div. I Games:

William & Mary

Average RPI Win: 250		WON-LOST RECORD		WINNING PCT. RANK		LAST 10 GAMES		STRENGTH OF SCHEDULE		OPP. STRENGTH OF SCHEDULE		TEAM RPI		ADJ RPI		CONF. RPI		ADJ CONF. RPI	
DIV. I ONLY		7- 15		.31818	261	4- 6		140		140		217		.44951	213	10		10	
DIV. I NON-CONF.		5- 8		.38462	224	2- 0		163		193		220		.45767	216	10		9	
TOTALS		RPI 1-25		RPI 26-50		W-L RECORDS		RPI 51-100		RPI 101-150		RPI 150+							
7- 15		0- 0		0- 3		OVERALL		0- 6		1- 2		6- 4							
4- 3		0- 0		0- 1		HOME		0- 1		0- 0		4- 1							
1- 8		0- 0		0- 2		AWAY		0- 4		0- 0		1- 2							
2- 4		0- 0		0- 0		NEUTRAL		0- 1		1- 2		1- 1							
5- 8		0- 0		0- 0		NON-CONFERENCE		0- 3		1- 2		4- 3							
2- 1		0- 0		0- 0		HOME		0- 0		0- 0		2- 1							
1- 3		0- 0		0- 0		AWAY		0- 2		0- 0		1- 1							
2- 4		0- 0		0- 0		NEUTRAL		0- 1		1- 2		1- 1							
2- 7		0- 0		0- 3		CONFERENCE		0- 3		0- 0		2- 1							
2- 2		0- 0		0- 1		HOME		0- 1		0- 0		2- 0							
0- 5		0- 0		0- 2		AWAY		0- 2		0- 0		0- 1							
0- 0		0- 0		0- 0		NEUTRAL		0- 0		0- 0		0- 0							
RPI	S	Opponent		Score		RPI	S	Opponent		Score		RPI	S	Opponent		Score			
		29	H Creighton	1	3	51	A	Arizona	0	3	105	N	South Fla.	1	3				
		36	A Wichita St.	0	3	76	A	Southern Ill.	0	3	137	N	Utah Valley	3	1				
		43	A UNI	1	3	80	N	Cal St. Northridge	0	3	140	N	Southeast Mo. St.	0	3				
						90	A	Missouri St.	0	3	153	A	Saint Louis	1	3				
						95	H	Illinois St.	0	3	161	N	Northern Ky.	1	3				
						100	A	Morehead St.	1	3	221	A	Bradley	0	3				
											223	H	Belmont	2	3				
											230	H	Drake	3	1				
											256	A	SIU Edwardsville	3	0				
											258	H	UT Martin	3	0				
											282	H	Murray St.	3	0				
											289	H	Indiana St.	3	2				
											295	N	Alabama A&M	3	0				
LAST 10 GAMES																			
		221	A Bradley	0	3	230	H Drake		3	1									
		43	A UNI	1	3	90	A Missouri St.		0	3									
		76	A Southern Ill.	0	3	36	A Wichita St.		0	3									
		258	H UT Martin	3	0	256	A SIU Edwardsville		3	0									
		29	H Creighton	1	3	289	H Indiana St.		3	2									

Non-Div. I Games:

Evansville

Average RPI Win: 240		WON-LOST RECORD	WINNING PCT. RANK		LAST 10 GAMES	STRENGTH OF SCHEDULE		OPP. STRENGTH OF SCHEDULE		TEAM RPI	ADJ RPI		CONF. RPI	ADJ CONF. RPI	
Average RPI Loss: 162															
DIV. I ONLY		8- 11	.42105	210	5- 5	155		257		212	.44688	214	22	22	
DIV. I NON-CONF.		4- 6	.4	217	1- 0	227		263		247	.42937	243	24	24	
TOTALS		RPI 1-25		RPI 26-50		W-L RECORDS		RPI 51-100		RPI 101-150		RPI 150+			
8- 11	0- 0			0- 0		OVERALL		0- 2		1- 4		7- 5			
2- 3	0- 0			0- 0		HOME		0- 0		1- 2		1- 1			
3- 5	0- 0			0- 0		AWAY		0- 1		0- 1		3- 3			
3- 3	0- 0			0- 0		NEUTRAL		0- 1		0- 1		3- 1			
4- 6	0- 0			0- 0		NON-CONFERENCE		0- 2		0- 1		4- 3			
0- 0	0- 0			0- 0		HOME		0- 0		0- 0		0- 0			
1- 3	0- 0			0- 0		AWAY		0- 1		0- 0		1- 2			
3- 3	0- 0			0- 0		NEUTRAL		0- 1		0- 1		3- 1			
4- 5	0- 0			0- 0		CONFERENCE		0- 0		1- 3		3- 2			
2- 3	0- 0			0- 0		HOME		0- 0		1- 2		1- 1			
2- 2	0- 0			0- 0		AWAY		0- 0		0- 1		2- 1			
0- 0	0- 0			0- 0		NEUTRAL		0- 0		0- 0		0- 0			
RPI	S	Opponent	Score	RPI	S	Opponent	Score	RPI	S	Opponent	Score	RPI	S	Opponent	Score
								82	N	Furman	1 3	116	H	Lipscomb	1 3
								94	A	Ga. Southern	0 3	120	N	Samford	0 3
												141	H	Fla. Gulf Coast	2 3
												144	A	East Tenn. St.	1 3
												144	H	East Tenn. St.	3 0
												161	H	Northern Ky.	0 3
												169	N	South Ala.	1 3
												185	A	Kennesaw St.	3 2
												201	A	North Florida	3 2
												209	N	Canisius	3 1
												239	A	Georgia St.	1 3
												253	N	Western Caro.	3 1
												254	A	Jacksonville	2 3
												262	A	Winthrop	0 3
												286	A	Charleston So.	3 0
												315	H	Stetson	3 1
												328	N	N.C. A&T	3 1
LAST 10 GAMES															
						185	A	Kennesaw St.	3 2	161	H	Northern Ky.	0 3		
						144	A	East Tenn. St.	1 3	141	H	Fla. Gulf Coast	2 3		
						254	A	Jacksonville	2 3	315	H	Stetson	3 1		
						201	A	North Florida	3 2	144	H	East Tenn. St.	3 0		
						116	H	Lipscomb	1 3	253	N	Western Caro.	3 1		

Non-Div. I Games:

Mercer

Average RPI Win: 219		WON-LOST RECORD		WINNING PCT. RANK		LAST 10 GAMES		STRENGTH OF SCHEDULE		OPP. STRENGTH OF SCHEDULE		TEAM RPI		ADJ RPI		CONF. RPI		ADJ CONF. RPI	
DIV. I ONLY		4- 14		.22222 293		2- 8		91		159		223		.44589 215		14		13	
DIV. I NON-CONF.		2- 7		.22222 280		0- 1		43		141		183		.48539 170		12		12	
TOTALS		RPI 1-25		RPI 26-50		W-L RECORDS		RPI 51-100		RPI 101-150		RPI 150+							
4- 14		0- 0		0- 0		OVERALL		0- 8		1- 4		3- 2							
3- 5		0- 0		0- 0		HOME		0- 4		1- 0		2- 1							
0- 6		0- 0		0- 0		AWAY		0- 3		0- 2		0- 1							
1- 3		0- 0		0- 0		NEUTRAL		0- 1		0- 2		1- 0							
2- 7		0- 0		0- 0		NON-CONFERENCE		0- 4		1- 3		1- 0							
1- 2		0- 0		0- 0		HOME		0- 2		1- 0		0- 0							
0- 2		0- 0		0- 0		AWAY		0- 1		0- 1		0- 0							
1- 3		0- 0		0- 0		NEUTRAL		0- 1		0- 2		1- 0							
2- 7		0- 0		0- 0		CONFERENCE		0- 4		0- 1		2- 2							
2- 3		0- 0		0- 0		HOME		0- 2		0- 0		2- 1							
0- 4		0- 0		0- 0		AWAY		0- 2		0- 1		0- 1							
0- 0		0- 0		0- 0		NEUTRAL		0- 0		0- 0		0- 0							
RPI	S	Opponent		Score		RPI	S	Opponent		Score		RPI	S	Opponent		Score			
								53	N	Pacific	2	3			101	H	Towson	3	2
								65	H	Portland St.	2	3			109	N	Utah St.	2	3
								69	A	Northern Ariz.	0	3			122	N	Washington St.	0	3
								73	A	Northern Colo.	1	3			138	A	Idaho	1	3
								75	H	Idaho St.	2	3			139	A	North Dakota	0	3
								82	H	Furman	1	3			192	H	Sacramento St.	3	1
								87	A	San Diego St.	0	3			207	A	Southern Utah	0	3
								91	H	Texas Tech	1	3			243	H	Weber St.	2	3
															283	N	Sacred Heart	3	0
															301	H	Eastern Wash.	3	0
LAST 10 GAMES																			
								192	H	Sacramento St.	3	1			301	H	Eastern Wash.	3	0
								69	A	Northern Ariz.	0	3			65	H	Portland St.	2	3
								207	A	Southern Utah	0	3			139	A	North Dakota	0	3
								75	H	Idaho St.	2	3			73	A	Northern Colo.	1	3
								243	H	Weber St.	2	3			91	H	Texas Tech	1	3

Non-Div. I Games:

Montana

Average RPI Win:		270	WON-LOST RECORD		12- 10	.54545	140	LAST 10 GAMES		7- 3	STRENGTH OF SCHEDULE		276	OPP. STRENGTH OF SCHEDULE		243	TEAM RPI		213	ADJ RPI		.44547	216	CONF. RPI		29	ADJ CONF. RPI		30
Average RPI Loss:		152			8- 8	.5	157			3- 1			225			226			207			.4586	212			28			28
DIV. I ONLY																													
DIV. I NON-CONF.																													
TOTALS			RPI 1-25			RPI 26-50			W-L RECORDS			RPI 51-100			RPI 101-150			RPI 150+											
12- 10			0- 1			0- 0			OVERALL			0- 2			0- 2			12- 5											
6- 2			0- 0			0- 0			HOME			0- 1			0- 0			6- 1											
3- 5			0- 0			0- 0			AWAY			0- 0			0- 2			3- 3											
3- 3			0- 1			0- 0			NEUTRAL			0- 1			0- 0			3- 1											
8- 8			0- 1			0- 0			NON-CONFERENCE			0- 2			0- 1			8- 4											
4- 2			0- 0			0- 0			HOME			0- 1			0- 0			4- 1											
1- 3			0- 0			0- 0			AWAY			0- 0			0- 1			1- 2											
3- 3			0- 1			0- 0			NEUTRAL			0- 1			0- 0			3- 1											
4- 2			0- 0			0- 0			CONFERENCE			0- 0			0- 1			4- 1											
2- 0			0- 0			0- 0			HOME			0- 0			0- 0			2- 0											
2- 2			0- 0			0- 0			AWAY			0- 0			0- 1			2- 1											
0- 0			0- 0			0- 0			NEUTRAL			0- 0			0- 0			0- 0											
RPI	S	Opponent			Score		RPI	S	Opponent			Score		RPI	S	Opponent			Score		RPI	S	Opponent			Score			
11	N	BYU			0 3									86	H	Northeastern			0 3		112	A	Rutgers			0 3			
														99	N	Maryland			2 3		128	A	Albany (NY)			1 3			
																					154	A	George Washington			1 3			
																					179	A	Villanova			2 3			
																					184	N	Princeton			3 2			
																					212	H	William & Mary			2 3			
																					235	H	Harvard			3 2			
																					240	A	UMBC			3 2			
																					242	N	Rhode Island			2 3			
																					247	N	Iona			3 0			
																					259	A	Binghamton			3 1			
																					265	H	Stony Brook			3 1			
																					270	H	Central Conn. St.			3 2			
																					280	N	Robert Morris			3 0			
																					298	A	Hartford			2 3			
																					304	A	Bryant			3 1			
																					308	H	Dartmouth			3 0			
																					318	H	Holy Cross			3 0			
																					327	H	Providence			3 0			
				LAST 10 GAMES																									
							298	A		Hartford	2	3	308	H		Dartmouth	3	0											
							128	A		Albany (NY)	1	3	327	H		Providence	3	0											
							265	H		Stony Brook	3	1	235	H		Harvard	3	2											
							259	A		Binghamton	3	1	154	A		George Washington	1	3											
							240	A		UMBC	3	2	184	N		Princeton	3	2											

Non-Div. I Games:

New Hampshire

Average RPI Win:		272	WON-LOST RECORD		WINNING PCT. RANK		LAST 10 GAMES		STRENGTH OF SCHEDULE		OPP. STRENGTH OF SCHEDULE		TEAM RPI		ADJ RPI		CONF. RPI		ADJ CONF. RPI	
Average RPI Loss:		124																		
DIV. I ONLY			8- 14		.36364 245		6- 4		153		192		216		.44297 218		26		26	
DIV. I NON-CONF.			3- 12		.2 285		1- 2		103		114		239		.43688 238		27		27	
TOTALS		RPI 1-25		RPI 26-50		W-L RECORDS		RPI 51-100		RPI 101-150		RPI 150+								
8- 14		0- 1		0- 2		OVERALL		0- 4		0- 2		8- 5								
3- 2		0- 0		0- 0		HOME		0- 0		0- 1		3- 1								
2- 6		0- 0		0- 0		AWAY		0- 3		0- 1		2- 2								
3- 6		0- 1		0- 2		NEUTRAL		0- 1		0- 0		3- 2								
3- 12		0- 1		0- 2		NON-CONFERENCE		0- 4		0- 2		3- 3								
0- 1		0- 0		0- 0		HOME		0- 0		0- 1		0- 0								
0- 5		0- 0		0- 0		AWAY		0- 3		0- 1		0- 1								
3- 6		0- 1		0- 2		NEUTRAL		0- 1		0- 0		3- 2								
5- 2		0- 0		0- 0		CONFERENCE		0- 0		0- 0		5- 2								
3- 1		0- 0		0- 0		HOME		0- 0		0- 0		3- 1								
2- 1		0- 0		0- 0		AWAY		0- 0		0- 0		2- 1								
0- 0		0- 0		0- 0		NEUTRAL		0- 0		0- 0		0- 0								
RPI S	Opponent		Score		RPI S	Opponent		Score		RPI S	Opponent		Score		RPI S	Opponent		Score		
20 N	Miami (FL)		0 3		27 N	Oregon St.		0 3		57 N	San Francisco		0 3		113 A	Wyoming		1 3		
					45 N	Michigan St.		0 3		82 A	Furman		0 3		144 H	East Tenn. St.		0 3		
										85 A	Col. of Charleston		1 3		172 H	High Point		2 3		
										95 A	Illinois St.		0 3		201 A	North Florida		0 3		
															222 N	Seattle		1 3		
															225 N	Georgetown		3 1		
															227 N	Davidson		3 2		
															234 A	Coastal Caro.		2 3		
															237 N	Florida A&M		0 3		
															262 A	Winthrop		3 1		
															279 H	UNC Asheville		3 0		
															286 A	Charleston So.		3 0		
															288 H	Gardner-Webb		3 0		
															301 N	Eastern Wash.		3 0		
															307 H	Campbell		3 0		
LAST 10 GAMES																				
					172 H	High Point		2 3		234 A	Coastal Caro.		2 3							
					307 H	Campbell		3 0		286 A	Charleston So.		3 0							
					279 H	UNC Asheville		3 0		225 N	Georgetown		3 1							
					288 H	Gardner-Webb		3 0		85 A	Col. of Charleston		1 3							
					262 A	Winthrop		3 1		45 N	Michigan St.		0 3							

Non-Div. I Games:

Presbyterian

Average RPI Win: 168		WON-LOST RECORD		WINNING PCT. RANK		LAST 10 GAMES		STRENGTH OF SCHEDULE		OPP. STRENGTH OF SCHEDULE		TEAM RPI		ADJ RPI		CONF. RPI		ADJ CONF. RPI	
DIV. I ONLY		4- 16		.2 299		3- 7		112		81		228		.44279 219		7		7	
DIV. I NON-CONF.		3- 10		.23077 278		2- 1		126		75		238		.44544 226		8		8	
TOTALS		RPI 1-25		RPI 26-50		W-L RECORDS		RPI 51-100		RPI 101-150		RPI 150+							
4- 16		0- 0		0- 1		OVERALL		2- 7		0- 6		2- 2							
2- 5		0- 0		0- 0		HOME		2- 2		0- 2		0- 1							
0- 7		0- 0		0- 1		AWAY		0- 3		0- 2		0- 1							
2- 4		0- 0		0- 0		NEUTRAL		0- 2		0- 2		2- 0							
3- 10		0- 0		0- 0		NON-CONFERENCE		1- 5		0- 4		2- 1							
1- 3		0- 0		0- 0		HOME		1- 0		0- 2		0- 1							
0- 3		0- 0		0- 0		AWAY		0- 3		0- 0		0- 0							
2- 4		0- 0		0- 0		NEUTRAL		0- 2		0- 2		2- 0							
1- 6		0- 0		0- 1		CONFERENCE		1- 2		0- 2		0- 1							
1- 2		0- 0		0- 0		HOME		1- 2		0- 0		0- 0							
0- 4		0- 0		0- 1		AWAY		0- 0		0- 2		0- 1							
0- 0		0- 0		0- 0		NEUTRAL		0- 0		0- 0		0- 0							
RPI S	Opponent	Score		RPI S	Opponent	Score		RPI S	Opponent	Score		RPI S	Opponent	Score					
				40 A	Colorado St.	0	3	53 A	Pacific	0	3	113 A	Wyoming	2	3				
								60 H	Fresno St.	0	3	114 N	Northern Ill.	0	3				
								65 N	Portland St.	0	3	122 H	Washington St.	0	3				
								68 A	Utah	0	3	127 H	Cal St. Fullerton	1	3				
								70 A	Baylor	1	3	137 N	Utah Valley	1	3				
								84 H	UNLV	2	3	150 A	Air Force	1	3				
								87 H	San Diego St.	3	2	162 A	Boise St.	2	3				
								88 N	A&M-Corpus Christi	1	3	176 H	CSU Bakersfield	1	3				
								91 H	Texas Tech	3	2	202 N	Cal Poly	3	1				
												291 N	Tulane	3	2				
				LAST 10 GAMES															
				162 A	Boise St.	2	3	40 A	Colorado St.	0	3								
				150 A	Air Force	1	3	87 H	San Diego St.	3	2								
				60 H	Fresno St.	0	3	91 H	Texas Tech	3	2								
				84 H	UNLV	2	3	202 N	Cal Poly	3	1								
				113 A	Wyoming	2	3	68 A	Utah	0	3								

Non-Div. I Games:

Nevada

Average RPI Win:		243	WON-LOST RECORD		WINNING PCT. RANK		LAST 10 GAMES		STRENGTH OF SCHEDULE		OPP. STRENGTH OF SCHEDULE		TEAM RPI		ADJ RPI		CONF. RPI		ADJ CONF. RPI	
DIV. I ONLY			9- 11		.45 197		8- 2		203		213		209		.44275 220		27		28	
DIV. I NON-CONF.			2- 11		.15385 297		1- 2		170		135		274		.3838 276		26		26	
TOTALS		RPI 1-25		RPI 26-50		W-L RECORDS		RPI 51-100		RPI 101-150		RPI 150+								
9- 11		0- 1		0- 0		OVERALL		0- 2		0- 1		9- 7								
3- 4		0- 0		0- 0		HOME		0- 0		0- 0		3- 4								
5- 4		0- 0		0- 0		AWAY		0- 1		0- 1		5- 2								
1- 3		0- 1		0- 0		NEUTRAL		0- 1		0- 0		1- 1								
2- 11		0- 1		0- 0		NON-CONFERENCE		0- 2		0- 1		2- 7								
1- 4		0- 0		0- 0		HOME		0- 0		0- 0		1- 4								
0- 4		0- 0		0- 0		AWAY		0- 1		0- 1		0- 2								
1- 3		0- 1		0- 0		NEUTRAL		0- 1		0- 0		1- 1								
7- 0		0- 0		0- 0		CONFERENCE		0- 0		0- 0		7- 0								
2- 0		0- 0		0- 0		HOME		0- 0		0- 0		2- 0								
5- 0		0- 0		0- 0		AWAY		0- 0		0- 0		5- 0								
0- 0		0- 0		0- 0		NEUTRAL		0- 0		0- 0		0- 0								
RPI	S	Opponent		Score		RPI	S	Opponent		Score		RPI	S	Opponent		Score				
3	N	Nebraska		0 3								131	A	UC Irvine		1 3				
												51	N	Arizona St.		0 3				
												59	A	Loyola Marymount		1 3				
												155	A	Army		3 1				
												174	H	Ill.-Chicago		0 3				
												184	H	Princeton		0 3				
												188	H	Siena		3 0				
												193	N	Hofstra		2 3				
												204	H	Syracuse		1 3				
												208	H	American		3 0				
												211	A	Columbia		1 3				
												217	A	Lehigh		3 0				
												242	N	Rhode Island		3 1				
												257	A	Cornell		2 3				
												275	H	Navy		3 0				
												281	A	Lafayette		3 0				
												300	A	Bucknell		3 1				
												304	H	Bryant		2 3				
												318	A	Holy Cross		3 0				
LAST 10 GAMES																				
						208	H	American		3	0	257	A	Cornell		2	3			
						275	H	Navy		3	0	281	A	Lafayette		3	0			
						300	A	Bucknell		3	1	217	A	Lehigh		3	0			
						155	A	Army		3	1	193	N	Hofstra		2	3			
						318	A	Holy Cross		3	0	242	N	Rhode Island		3	1			

Non-Div. I Games:

Colgate

Average RPI Win: 237		WON-LOST	WINNING	LAST 10	STRENGTH OF		OPP. STRENGTH	TEAM	ADJ	CONF.	ADJ CONF.
Average RPI Loss: 118		RECORD	PCT. RANK	GAMES	SCHEDULE		OF SCHEDULE	RPI	RPI	RPI	RPI
DIV. I ONLY		7- 13	.35 249	1- 9	193		138	225	.44058 221	10	10
DIV. I NON-CONF.		6- 5	.54545 142	0- 2	246		211	192	.47499 191	10	9
TOTALS		RPI 1-25	RPI 26-50	W-L RECORDS	RPI 51-100		RPI 101-150	RPI 150+			
7- 13	0- 0		0- 3	OVERALL	0- 4		1- 2	6- 4			
1- 7	0- 0		0- 2	HOME	0- 2		0- 2	1- 1			
3- 4	0- 0		0- 1	AWAY	0- 1		1- 0	2- 2			
3- 2	0- 0		0- 0	NEUTRAL	0- 1		0- 0	3- 1			
6- 5	0- 0		0- 0	NON-CONFERENCE	0- 1		1- 2	5- 2			
0- 3	0- 0		0- 0	HOME	0- 0		0- 2	0- 1			
3- 0	0- 0		0- 0	AWAY	0- 0		1- 0	2- 0			
3- 2	0- 0		0- 0	NEUTRAL	0- 1		0- 0	3- 1			
1- 8	0- 0		0- 3	CONFERENCE	0- 3		0- 0	1- 2			
1- 4	0- 0		0- 2	HOME	0- 2		0- 0	1- 0			
0- 4	0- 0		0- 1	AWAY	0- 1		0- 0	0- 2			
0- 0	0- 0		0- 0	NEUTRAL	0- 0		0- 0	0- 0			
RPI S	Opponent	Score	RPI S	Opponent	Score	RPI S	Opponent	Score	RPI S	Opponent	Score
			29 A Creighton	1 3	76 H Southern Ill.	2 3	114 H Northern Ill.	2 3			
			36 H Wichita St.	1 3	79 N Western Mich.	0 3	118 H Arkansas St.	1 3			
			43 H UNI	0 3	90 H Missouri St.	0 3	145 A South Dakota St.	3 2			
					95 A Illinois St.	1 3	153 H Saint Louis	1 3			
							175 A Milwaukee	3 2			
							180 N Green Bay	2 3			
							213 H Evansville	3 0			
							230 A Drake	2 3			
							241 N Elon	3 0			
							262 N Winthrop	3 0			
							289 A Indiana St.	1 3			
							311 N East Carolina	3 0			
							313 A N.C. Central	3 1			
LAST 10 GAMES											
			213 H Evansville	3 0	36 H Wichita St.	1 3					
			76 H Southern Ill.	2 3	95 A Illinois St.	1 3					
			29 A Creighton	1 3	289 A Indiana St.	1 3					
			230 A Drake	2 3	118 H Arkansas St.	1 3					
			90 H Missouri St.	0 3	114 H Northern Ill.	2 3					

Non-Div. I Games:

Bradley

Average RPI Win: 244		WON-LOST	WINNING	LAST 10	STRENGTH OF		OPP. STRENGTH	TEAM	ADJ	CONF.	ADJ CONF.
Average RPI Loss: 116		RECORD	PCT. RANK	GAMES	SCHEDULE		OF SCHEDULE	RPI	RPI	RPI	RPI
DIV. I ONLY		7- 12	.36842	239	218		156	231	.44046	222	17
DIV. I NON-CONF.		5- 5	.5	157	230		117	191	.47942	180	16
TOTALS		RPI 1-25	RPI 26-50		W-L RECORDS		RPI 51-100		RPI 101-150		RPI 150+
7- 12	0- 1	0- 0		OVERALL		0- 3		0- 6		7- 2	
2- 5	0- 0	0- 0		HOME		0- 2		0- 3		2- 0	
1- 6	0- 1	0- 0		AWAY		0- 0		0- 3		1- 2	
4- 1	0- 0	0- 0		NEUTRAL		0- 1		0- 0		4- 0	
5- 5	0- 1	0- 0		NON-CONFERENCE		0- 2		0- 2		5- 0	
1- 1	0- 0	0- 0		HOME		0- 1		0- 0		1- 0	
0- 3	0- 1	0- 0		AWAY		0- 0		0- 2		0- 0	
4- 1	0- 0	0- 0		NEUTRAL		0- 1		0- 0		4- 0	
2- 7	0- 0	0- 0		CONFERENCE		0- 1		0- 4		2- 2	
1- 4	0- 0	0- 0		HOME		0- 1		0- 3		1- 0	
1- 3	0- 0	0- 0		AWAY		0- 0		0- 1		1- 2	
0- 0	0- 0	0- 0		NEUTRAL		0- 0		0- 0		0- 0	
RPI S	Opponent	Score		RPI S	Opponent	Score		RPI S	Opponent	Score	
8 A	Washington	0 3				57 N	San Francisco 0 3	109 A	Utah St.	2 3	
						64 H	Long Beach St. 0 3	113 A	Wyoming	1 3	
						96 H	New Mexico St. 2 3	122 A	Washington St.	0 3	
								134 H	UTSA	1 3	
								138 H	Idaho	2 3	
								142 H	Texas St.	0 3	
								160 H	Denver	3 2	
								162 H	Boise St.	3 2	
								198 A	San Jose St.	2 3	
								210 A	Texas-Arlington	0 3	
								218 N	Presbyterian	3 1	
								243 N	Weber St.	3 2	
								301 N	Eastern Wash.	3 1	
								309 A	Louisiana Tech	3 2	
								316 N	Alabama St.	3 0	
LAST 10 GAMES											
210 A Texas-Arlington 0 3				198 A San Jose St. 2 3							
309 A Louisiana Tech 3 2				109 A Utah St. 2 3							
138 H Idaho 2 3				160 H Denver 3 2							
142 H Texas St. 0 3				96 H New Mexico St. 2 3							
134 H UTSA 1 3				162 H Boise St. 3 2							

Non-Div. I Games:

Seattle

Average RPI Win: 241		WON-LOST RECORD		WINNING PCT. RANK		LAST 10 GAMES		STRENGTH OF SCHEDULE		OPP. STRENGTH OF SCHEDULE		TEAM RPI		ADJ RPI		CONF. RPI		ADJ CONF. RPI			
DIV. I ONLY		8- 14		.36364 245		5- 5		149		223		218		.43965 223		24		24			
DIV. I NON-CONF.		4- 10		.28571 259		1- 1		104		183		224		.44974 223		23		23			
TOTALS		RPI 1-25		RPI 26-50		W-L RECORDS		RPI 51-100		RPI 101-150		RPI 150+									
8- 14		0- 0		0- 1		OVERALL		0- 4		0- 4		8- 5									
4- 4		0- 0		0- 1		HOME		0- 2		0- 0		4- 1									
2- 7		0- 0		0- 0		AWAY		0- 2		0- 3		2- 2									
2- 3		0- 0		0- 0		NEUTRAL		0- 0		0- 1		2- 2									
4- 10		0- 0		0- 1		NON-CONFERENCE		0- 3		0- 3		4- 3									
1- 3		0- 0		0- 1		HOME		0- 2		0- 0		1- 0									
1- 4		0- 0		0- 0		AWAY		0- 1		0- 2		1- 1									
2- 3		0- 0		0- 0		NEUTRAL		0- 0		0- 1		2- 2									
4- 4		0- 0		0- 0		CONFERENCE		0- 1		0- 1		4- 2									
3- 1		0- 0		0- 0		HOME		0- 0		0- 0		3- 1									
1- 3		0- 0		0- 0		AWAY		0- 1		0- 1		1- 1									
0- 0		0- 0		0- 0		NEUTRAL		0- 0		0- 0		0- 0									
RPI	S	Opponent		Score		RPI	S	Opponent		Score		RPI	S	Opponent		Score					
						33	H	Western Ky.	0	3		61	H	TCU	0	3	129	N	Montana St.	0	3
												73	H	Northern Colo.	0	3	134	A	UTSA	0	3
												78	A	Ohio	0	3	134	A	UTSA	1	3
												100	A	Morehead St.	0	3	140	A	Southeast Mo. St.	2	3
																	159	N	UTEP	0	3
																	174	N	Ill.-Chicago	3	1
																	191	H	Jacksonville St.	3	0
																	200	N	La.-Lafayette	0	3
																	213	A	Evansville	3	2
																	232	H	Tennessee St.	2	3
																	236	N	Niagara	3	0
																	252	A	Memphis	1	3
																	256	H	SIU Edwardsville	3	0
																	258	A	UT Martin	2	3
																	261	A	Eastern Ky.	3	0
																	295	H	Alabama A&M	3	0
																	303	H	Tennessee Tech	3	0
LAST 10 GAMES																					
						258	A	UT Martin	2	3	232	H	Tennessee St.	2	3						
						140	A	Southeast Mo. St.	2	3	261	A	Eastern Ky.	3	0						
						303	H	Tennessee Tech	3	0	100	A	Morehead St.	0	3						
						191	H	Jacksonville St.	3	0	33	H	Western Ky.	0	3						
						256	H	SIU Edwardsville	3	0	174	N	Ill.-Chicago	3	1						

Non-Div. I Games:

Belmont

Average RPI Win:	263	WON-LOST	WINNING	LAST 10	STRENGTH OF	OPP. STRENGTH	TEAM	ADJ	CONF.	ADJ CONF.				
Average RPI Loss:	121	RECORD	PCT. RANK	GAMES	SCHEDULE	OF SCHEDULE	RPI	RPI	RPI	RPI				
DIV. I ONLY		6- 15	.28571	274	1- 9	137	188	235	.4392	224	12	12		
DIV. I NON-CONF.		5- 7	.41667	208	0- 2	178	216	215	.45834	213	13	13		
<hr/>														
TOTALS	RPI 1-25	RPI 26-50		W-L RECORDS		RPI 51-100		RPI 101-150		RPI 150+				
6- 15	0- 1	0- 0		OVERALL		0- 2		0- 11		6- 1				
1- 5	0- 0	0- 0		HOME		0- 1		0- 3		1- 1				
2- 5	0- 1	0- 0		AWAY		0- 0		0- 4		2- 0				
3- 5	0- 0	0- 0		NEUTRAL		0- 1		0- 4		3- 0				
5- 7	0- 1	0- 0		NON-CONFERENCE		0- 1		0- 4		5- 1				
1- 1	0- 0	0- 0		HOME		0- 0		0- 0		1- 1				
1- 1	0- 1	0- 0		AWAY		0- 0		0- 0		1- 0				
3- 5	0- 0	0- 0		NEUTRAL		0- 1		0- 4		3- 0				
1- 8	0- 0	0- 0		CONFERENCE		0- 1		0- 7		1- 0				
0- 4	0- 0	0- 0		HOME		0- 1		0- 3		0- 0				
1- 4	0- 0	0- 0		AWAY		0- 0		0- 4		1- 0				
0- 0	0- 0	0- 0		NEUTRAL		0- 0		0- 0		0- 0				
<hr/>														
RPI	S	Opponent	Score		RPI	S	Opponent	Score		RPI	S	Opponent	Score	
9	A	Kansas St.	0	3						106	H	Oakland	1	3
							62 H IPFW	2	3	114	N	Northern Ill.	0	3
							63 N Tulsa	0	3	117	N	Sam Houston St.	1	3
										118	N	Arkansas St.	1	3
										133	A	UMKC	2	3
										136	A	IUPUI	0	3
										145	A	South Dakota St.	1	3
										145	H	South Dakota St.	0	3
										147	A	North Dakota St.	0	3
										147	H	North Dakota St.	0	3
										149	N	Connecticut	2	3
										199	A	Western Ill.	3	2
										204	H	Syracuse	3	0
										230	H	Drake	2	3
										275	A	Navy	3	0
										298	N	Hartford	3	0
										299	N	Norfolk St.	3	1
										302	N	New Orleans	3	0
<hr/>														
LAST 10 GAMES														
147	A	North Dakota St.	0	3	199	A	Western Ill.	3	2					
145	A	South Dakota St.	1	3	133	A	UMKC	2	3					
106	H	Oakland	1	3	9	A	Kansas St.	0	3					
62	H	IPFW	2	3	230	H	Drake	2	3					
136	A	IUPUI	0	3	147	H	North Dakota St.	0	3					

Non-Div. I Games:

Neb. Omaha

Average RPI Win:	233	WON-LOST	WINNING	LAST 10	STRENGTH OF	OPP. STRENGTH	TEAM	ADJ	CONF.	ADJ CONF.	
Average RPI Loss:	139	RECORD	PCT. RANK	GAMES	SCHEDULE	OF SCHEDULE	RPI	RPI	RPI	RPI	
DIV. I ONLY	6- 14	.3	267	0- 10	111	206	214	.43895	225	8	9
DIV. I NON-CONF.	6- 7	.46154	183	0- 3	154	230	186	.46521	203	9	10
<hr/>											
TOTALS	RPI 1-25	RPI 26-50		W-L RECORDS	RPI 51-100		RPI 101-150		RPI 150+		
6- 14	0- 0	0- 1		OVERALL	0- 2		0- 6		6- 5		
0- 4	0- 0	0- 0		HOME	0- 0		0- 2		0- 2		
2- 7	0- 0	0- 0		AWAY	0- 2		0- 4		2- 1		
4- 3	0- 0	0- 1		NEUTRAL	0- 0		0- 0		4- 2		
<hr/>											
6- 7	0- 0	0- 1		NON-CONFERENCE	0- 2		0- 0		6- 4		
0- 1	0- 0	0- 0		HOME	0- 0		0- 0		0- 1		
2- 3	0- 0	0- 0		AWAY	0- 2		0- 0		2- 1		
4- 3	0- 0	0- 1		NEUTRAL	0- 0		0- 0		4- 2		
<hr/>											
0- 7	0- 0	0- 0		CONFERENCE	0- 0		0- 6		0- 1		
0- 3	0- 0	0- 0		HOME	0- 0		0- 2		0- 1		
0- 4	0- 0	0- 0		AWAY	0- 0		0- 4		0- 0		
0- 0	0- 0	0- 0		NEUTRAL	0- 0		0- 0		0- 0		
<hr/>											
RPI S	Opponent	Score	RPI S	Opponent	Score	RPI S	Opponent	Score	RPI S	Opponent	Score
			45 N	Michigan St.	0 3	77 A	VCU	1 3	104 H	Seton Hall	1 3
						85 A	Col. of Charleston	2 3	105 A	South Fla.	2 3
									112 H	Rutgers	1 3
									115 A	St. John's (NY)	0 3
									130 A	Pittsburgh	1 3
									149 A	Connecticut	1 3
									157 N	Virginia	3 0
									165 H	Liberty	1 3
									179 H	Villanova	1 3
									196 A	Delaware	0 3
									208 A	American	3 0
									212 A	William & Mary	3 1
									218 N	Presbyterian	1 3
									250 N	Manhattan	3 0
									263 N	George Mason	3 0
									271 N	Appalachian St.	2 3
									307 N	Campbell	3 1
<hr/>											
			LAST 10 GAMES								
			105 A	South Fla.	2 3	149 A	Connecticut	1 3			
			130 A	Pittsburgh	1 3	115 A	St. John's (NY)	0 3			
			179 H	Villanova	1 3	165 H	Liberty	1 3			
			112 H	Rutgers	1 3	45 N	Michigan St.	0 3			
			104 H	Seton Hall	1 3	218 N	Presbyterian	1 3			

Non-Div. I Games:

Georgetown

Average RPI Win: 273		WON-LOST RECORD		WINNING PCT. RANK		LAST 10 GAMES		STRENGTH OF SCHEDULE		OPP. STRENGTH OF SCHEDULE		TEAM RPI		ADJ RPI		CONF. RPI		ADJ CONF. RPI					
DIV. I ONLY		6- 14		.3 267		2- 8		144		124		224		.43854 226		8		9					
DIV. I NON-CONF.		5- 8		.38462 224		1- 2		253		192		248		.42438 247		9		10					
TOTALS		RPI 1-25		RPI 26-50		W-L RECORDS		RPI 51-100		RPI 101-150		RPI 150+											
6- 14		0- 2		0- 3		OVERALL		0- 0		0- 3		6- 6											
2- 7		0- 0		0- 2		HOME		0- 0		0- 2		2- 3											
1- 3		0- 1		0- 0		AWAY		0- 0		0- 1		1- 1											
3- 4		0- 1		0- 1		NEUTRAL		0- 0		0- 0		3- 2											
5- 8		0- 1		0- 1		NON-CONFERENCE		0- 0		0- 0		5- 6											
1- 3		0- 0		0- 0		HOME		0- 0		0- 0		1- 3											
1- 1		0- 0		0- 0		AWAY		0- 0		0- 0		1- 1											
3- 4		0- 1		0- 1		NEUTRAL		0- 0		0- 0		3- 2											
1- 6		0- 1		0- 2		CONFERENCE		0- 0		0- 3		1- 0											
1- 4		0- 0		0- 2		HOME		0- 0		0- 2		1- 0											
0- 2		0- 1		0- 0		AWAY		0- 0		0- 1		0- 0											
0- 0		0- 0		0- 0		NEUTRAL		0- 0		0- 0		0- 0											
RPI	S	Opponent		Score		RPI	S	Opponent		Score		RPI	S	Opponent		Score							
2	N	Penn St.		0	3	27	N	Oregon St.		2	3			102	A	Cincinnati		1	3				
7	A	Louisville		0	3	32	H	Marquette		0	3			115	H	St. John's (NY)		1	3				
						38	H	Notre Dame		0	3			149	H	Connecticut		1	3				
														151	N	Troy		1	3				
														156	A	Loyola Chicago		1	3				
														167	H	Butler		2	3				
														174	N	Ill.-Chicago		0	3				
														180	H	Green Bay		2	3				
														204	H	Syracuse		3	1				
														255	H	Eastern Ill.		1	3				
														258	A	UT Martin		3	2				
														278	N	USC Upstate		3	0				
														289	H	Indiana St.		3	2				
														294	N	Wright St.		3	0				
														317	N	Chicago St.		3	0				
						LAST 10 GAMES																	
						38	H	Notre Dame		0	3	180	H	Green Bay		2	3						
						149	H	Connecticut		1	3	102	A	Cincinnati		1	3						
						115	H	St. John's (NY)		1	3	7	A	Louisville		0	3						
						32	H	Marquette		0	3	317	N	Chicago St.		3	0						
						204	H	Syracuse		3	1	156	A	Loyola Chicago		1	3						























Non-Div. I Games:

DePaul

Average RPI Win: 259		WON-LOST	WINNING	LAST 10	STRENGTH OF		OPP. STRENGTH	TEAM	ADJ	CONF.	ADJ CONF.
Average RPI Loss: 165		RECORD	PCT. RANK	GAMES	SCHEDULE		OF SCHEDULE	RPI	RPI	RPI	RPI
DIV. I ONLY		8- 10	.44444	200	5- 5		216	248	219	.43683	227
DIV. I NON-CONF.		4- 6	.4	217	1- 1		281	266	263	.40233	263
TOTALS		RPI 1-25	RPI 26-50		W-L RECORDS		RPI 51-100		RPI 101-150		RPI 150+
8- 10	0- 0	0- 0		OVERALL		0- 3		0- 1		8- 6	
4- 5	0- 0	0- 0		HOME		0- 2		0- 0		4- 3	
2- 3	0- 0	0- 0		AWAY		0- 1		0- 1		2- 1	
2- 2	0- 0	0- 0		NEUTRAL		0- 0		0- 0		2- 2	
4- 6	0- 0	0- 0		NON-CONFERENCE		0- 0		0- 1		4- 5	
2- 2	0- 0	0- 0		HOME		0- 0		0- 0		2- 2	
0- 2	0- 0	0- 0		AWAY		0- 0		0- 1		0- 1	
2- 2	0- 0	0- 0		NEUTRAL		0- 0		0- 0		2- 2	
4- 4	0- 0	0- 0		CONFERENCE		0- 3		0- 0		4- 1	
2- 3	0- 0	0- 0		HOME		0- 2		0- 0		2- 1	
2- 1	0- 0	0- 0		AWAY		0- 1		0- 0		2- 0	
0- 0	0- 0	0- 0		NEUTRAL		0- 0		0- 0		0- 0	
RPI S	Opponent	Score	RPI S	Opponent	Score	RPI S	Opponent	Score	RPI S	Opponent	Score
						82 A	Furman	0 3	143 A	Wake Forest	2 3
						85 H	Col. of Charleston	0 3	172 H	High Point	0 3
						94 H	Ga. Southern	0 3	180 H	Green Bay	2 3
									182 A	Wofford	3 0
									201 A	North Florida	2 3
									218 N	Presbyterian	2 3
									229 H	UNC Greensboro	3 2
									237 N	Florida A&M	2 3
									241 H	Elon	1 3
									251 N	UNC Wilmington	3 1
									253 A	Western Caro.	3 0
									262 N	Winthrop	3 2
									288 H	Gardner-Webb	3 0
									296 H	Citadel	3 0
									313 H	N.C. Central	3 0
LAST 10 GAMES											
			229 H	UNC Greensboro	3 2		296 H	Citadel	3 0		
			241 H	Elon	1 3		182 A	Wofford	3 0		
			94 H	Ga. Southern	0 3		82 A	Furman	0 3		
			253 A	Western Caro.	3 0		180 H	Green Bay	2 3		
			85 H	Col. of Charleston	0 3		313 H	N.C. Central	3 0		

Non-Div. I Games:

Davidson

Average RPI Win: 271		WON-LOST	WINNING	LAST 10	STRENGTH OF		OPP. STRENGTH	TEAM	ADJ	CONF.	ADJ CONF.
Average RPI Loss: 146		RECORD	PCT. RANK	GAMES	SCHEDULE		OF SCHEDULE	RPI	RPI	RPI	RPI
DIV. I ONLY		9- 14	.3913	226	2- 8		191	255	226	.43503	228
DIV. I NON-CONF.		8- 6	.57143	136	1- 0		248	301	205	.46686	201
TOTALS		RPI 1-25	RPI 26-50		W-L RECORDS		RPI 51-100		RPI 101-150		RPI 150+
9- 14	0- 0	0- 0		OVERALL		0- 2		1- 6		8- 6	
5- 5	0- 0	0- 0		HOME		0- 1		0- 3		5- 1	
1- 6	0- 0	0- 0		AWAY		0- 1		0- 2		1- 3	
3- 3	0- 0	0- 0		NEUTRAL		0- 0		1- 1		2- 2	
8- 6	0- 0	0- 0		NON-CONFERENCE		0- 0		1- 4		7- 2	
5- 1	0- 0	0- 0		HOME		0- 0		0- 1		5- 0	
0- 2	0- 0	0- 0		AWAY		0- 0		0- 2		0- 0	
3- 3	0- 0	0- 0		NEUTRAL		0- 0		1- 1		2- 2	
1- 8	0- 0	0- 0		CONFERENCE		0- 2		0- 2		1- 4	
0- 4	0- 0	0- 0		HOME		0- 1		0- 2		0- 1	
1- 4	0- 0	0- 0		AWAY		0- 1		0- 0		1- 3	
0- 0	0- 0	0- 0		NEUTRAL		0- 0		0- 0		0- 0	
RPI S	Opponent	Score	RPI S	Opponent	Score	RPI S	Opponent	Score	RPI S	Opponent	Score
						71 A	Central Ark.	0 	108 A	Alabama	0 
						88 H	A&M-Corpus Christi	1 	117 H	Sam Houston St.	1 
									119 A	North Texas	0 
									125 H	Northwestern St.	2 
									133 N	UMKC	1 
									142 H	Texas St.	0 
									144 N	East Tenn. St.	3 1
									152 H	Stephen F. Austin	1 
									163 A	Oral Roberts	0 
									177 N	Houston Baptist	1 
									189 A	Nicholls St.	1 
									195 N	Austin Peay	0 
									200 H	La.-Lafayette	3 1
									264 A	McNeese St.	0 
									276 A	Southeastern La.	3 2
									291 H	Tulane	3 2
									297 H	South Carolina St.	3 0
									302 H	New Orleans	3 0
									305 N	Prairie View	3 1
									309 H	Louisiana Tech	3 1
									316 N	Alabama St.	3 0
LAST 10 GAMES											
						117 H	Sam Houston St.	1 	152 H	Stephen F. Austin	1 
						88 H	A&M-Corpus Christi	1 	125 H	Northwestern St.	2 
						71 A	Central Ark.	0 	276 A	Southeastern La.	3 2
						163 A	Oral Roberts	0 	189 A	Nicholls St.	1 
						264 A	McNeese St.	0 	144 N	East Tenn. St.	3 1

Non-Div. I Games:

Lamar

Average RPI Win: 269		WON-LOST RECORD	WINNING PCT. RANK	LAST 10 GAMES	STRENGTH OF SCHEDULE	OPP. STRENGTH OF SCHEDULE	TEAM RPI	ADJ RPI	CONF. RPI	ADJ CONF. RPI					
Average RPI Loss: 174		10- 10	.5 164	5- 5	251	284	220	.43372	229	20	20				
DIV. I ONLY		6- 6	.5 157	1- 1	213	306	218	.4491	224	21	21				
DIV. I NON-CONF.															
TOTALS		RPI 1-25		RPI 26-50		W-L RECORDS		RPI 51-100		RPI 101-150		RPI 150+			
10- 10	0- 0	0- 0		OVERALL		0- 3		0- 1		10- 6					
5- 6	0- 0	0- 0		HOME		0- 2		0- 1		5- 3					
3- 4	0- 0	0- 0		AWAY		0- 1		0- 0		3- 3					
2- 0	0- 0	0- 0		NEUTRAL		0- 0		0- 0		2- 0					
6- 6	0- 0	0- 0		NON-CONFERENCE		0- 2		0- 0		6- 4					
3- 5	0- 0	0- 0		HOME		0- 2		0- 0		3- 3					
1- 1	0- 0	0- 0		AWAY		0- 0		0- 0		1- 1					
2- 0	0- 0	0- 0		NEUTRAL		0- 0		0- 0		2- 0					
4- 4	0- 0	0- 0		CONFERENCE		0- 1		0- 1		4- 2					
2- 1	0- 0	0- 0		HOME		0- 0		0- 1		2- 0					
2- 3	0- 0	0- 0		AWAY		0- 1		0- 0		2- 2					
0- 0	0- 0	0- 0		NEUTRAL		0- 0		0- 0		0- 0					
RPI	S	Opponent	Score	RPI	S	Opponent	Score	RPI	S	Opponent	Score	RPI	S	Opponent	Score
	</														

Non-Div. I Games:

UNC Greensboro

Average RPI Win: 245		WON-LOST RECORD	WINNING PCT. RANK		LAST 10 GAMES		STRENGTH OF SCHEDULE		OPP. STRENGTH OF SCHEDULE		TEAM RPI	ADJ RPI	CONF. RPI	ADJ CONF. RPI	
Average RPI Loss: 94															
DIV. I ONLY		3- 16	.15789	304	3- 7		108		78		244	.43149	230	10	10
DIV. I NON-CONF.		1- 9	.1	308	1- 0		122		62		265	.41546	253	10	9
TOTALS		RPI 1-25		RPI 26-50		W-L RECORDS		RPI 51-100		RPI 101-150		RPI 150+			
3- 16		0- 0		0- 6		OVERALL		0- 5		0- 2		3- 3			
1- 3		0- 0		0- 2		HOME		0- 1		0- 0		1- 0			
2- 7		0- 0		0- 2		AWAY		0- 3		0- 0		2- 2			
0- 6		0- 0		0- 2		NEUTRAL		0- 1		0- 2		0- 1			
1- 9		0- 0		0- 3		NON-CONFERENCE		0- 2		0- 2		1- 2			
0- 0		0- 0		0- 0		HOME		0- 0		0- 0		0- 0			
1- 3		0- 0		0- 1		AWAY		0- 1		0- 0		1- 1			
0- 6		0- 0		0- 2		NEUTRAL		0- 1		0- 2		0- 1			
2- 7		0- 0		0- 3		CONFERENCE		0- 3		0- 0		2- 1			
1- 3		0- 0		0- 2		HOME		0- 1		0- 0		1- 0			
1- 4		0- 0		0- 1		AWAY		0- 2		0- 0		1- 1			
0- 0		0- 0		0- 0		NEUTRAL		0- 0		0- 0		0- 0			
RPI S	Opponent	Score	RPI S	Opponent	Score	RPI S	Opponent	Score	RPI S	Opponent	Score				
			29 A	Creighton	0 3	76 A	Southern Ill.	1 3	102 N	Cincinnati	0 3				
			35 N	Northwestern	0 3	89 N	Central Mich.	1 3	147 N	North Dakota St.	1 3				
			36 H	Wichita St.	0 3	90 H	Missouri St.	0 3	175 N	Milwaukee	0 3				
			43 H	UNI	1 3	95 A	Illinois St.	0 3	180 A	Green Bay	0 3				
			46 A	Wisconsin	0 3	96 A	New Mexico St.	1 3	213 A	Evansville	1 3				
			49 N	Auburn	0 3				221 H	Bradley	3 2				
									224 A	Neb. Omaha	3 2				
									289 A	Indiana St.	3 1				
LAST 10 GAMES															
			95 A	Illinois St.	0 3	213 A	Evansville	1 3							
			289 A	Indiana St.	3 1	29 A	Creighton	0 3							
			43 H	UNI	1 3	224 A	Neb. Omaha	3 2							
			221 H	Bradley	3 2	90 H	Missouri St.	0 3							
			76 A	Southern Ill.	1 3	36 H	Wichita St.	0 3							

Non-Div. I Games:

Drake

Average RPI Win:	278	WON-LOST RECORD	WINNING PCT. RANK	LAST 10 GAMES	STRENGTH OF SCHEDULE	OPP. STRENGTH OF SCHEDULE	TEAM RPI	ADJ RPI	CONF. RPI	ADJ CONF. RPI	
DIV. I ONLY	8- 11	.42105	210	1- 9	226	258	230	.43071	231	13	14
DIV. I NON-CONF.	8- 4	.66667	87	1- 2	260	304	165	.48913	163	15	15

TOTALS	RPI 1-25	RPI 26-50		W-L RECORDS	RPI 51-100		RPI 101-150		RPI 150+		
8- 11	0- 0	0- 0		OVERALL	0- 3		1- 2		7- 6		
1- 5	0- 0	0- 0		HOME	0- 1		0- 1		1- 3		
2- 5	0- 0	0- 0		AWAY	0- 2		0- 0		2- 3		
5- 1	0- 0	0- 0		NEUTRAL	0- 0		1- 1		4- 0		
8- 4	0- 0	0- 0		NON-CONFERENCE	0- 1		1- 2		7- 1		
1- 2	0- 0	0- 0		HOME	0- 0		0- 1		1- 1		
2- 1	0- 0	0- 0		AWAY	0- 1		0- 0		2- 0		
5- 1	0- 0	0- 0		NEUTRAL	0- 0		1- 1		4- 0		
0- 7	0- 0	0- 0		CONFERENCE	0- 2		0- 0		0- 5		
0- 3	0- 0	0- 0		HOME	0- 1		0- 0		0- 2		
0- 4	0- 0	0- 0		AWAY	0- 1		0- 0		0- 3		
0- 0	0- 0	0- 0		NEUTRAL	0- 0		0- 0		0- 0		
RPI	S	Opponent	Score	RPI	S	Opponent	Score	RPI	S	Opponent	Score

Non-Div. I Games:

Charlotte

Average RPI Win: 280		WON-LOST	WINNING	LAST 10	STRENGTH OF		OPP. STRENGTH	TEAM	ADJ	CONF.	ADJ CONF.
Average RPI Loss: 156		RECORD	PCT. RANK	GAMES	SCHEDULE		OF SCHEDULE	RPI	RPI	RPI	RPI
DIV. I ONLY		10- 10	.5 164	6- 4	297		250	239	.42899	232	24
DIV. I NON-CONF.		5- 7	.41667 208	1- 1	293		253	264	.40889	259	23
<hr/>											
TOTALS		RPI 1-25	RPI 26-50		W-L RECORDS		RPI 51-100		RPI 101-150		RPI 150+
10- 10		0- 0	0- 0		OVERALL		0- 3		0- 2		10- 5
3- 1		0- 0	0- 0		HOME		0- 0		0- 0		3- 1
4- 4		0- 0	0- 0		AWAY		0- 1		0- 2		4- 1
3- 5		0- 0	0- 0		NEUTRAL		0- 2		0- 0		3- 3
5- 7		0- 0	0- 0		NON-CONFERENCE		0- 2		0- 1		5- 4
1- 0		0- 0	0- 0		HOME		0- 0		0- 0		1- 0
1- 2		0- 0	0- 0		AWAY		0- 0		0- 1		1- 1
3- 5		0- 0	0- 0		NEUTRAL		0- 2		0- 0		3- 3
5- 3		0- 0	0- 0		CONFERENCE		0- 1		0- 1		5- 1
2- 1		0- 0	0- 0		HOME		0- 0		0- 0		2- 1
3- 2		0- 0	0- 0		AWAY		0- 1		0- 1		3- 0
0- 0		0- 0	0- 0		NEUTRAL		0- 0		0- 0		0- 0
RPI	S	Opponent	Score	RPI	S	Opponent	Score	RPI	S	Opponent	Score
						75 N Idaho St.	0 3			126 A Portland	2 3
						84 N UNLV	0 3			140 A Southeast Mo. St.	2 3
						100 A Morehead St.	0 3			151 N Troy	0 3
										185 A Kennesaw St.	0 3
										190 N South Dakota	1 3
										191 H Jacksonville St.	1 3
										223 A Belmont	3 2
										255 H Eastern Ill.	3 0
										258 A UT Martin	3 1
										261 A Eastern Ky.	3 1
										276 N Southeastern La.	3 1
										277 N Chattanooga	3 1
										303 H Tennessee Tech	3 0
										313 N N.C. Central	0 3
										314 H Ark.-Pine Bluff	3 0
										315 N Stetson	3 1
										316 A Alabama St.	3 0
<hr/>											
				LAST 10 GAMES							
						140 A Southeast Mo. St.	2 3			223 A Belmont	3 2
						258 A UT Martin	3 1			100 A Morehead St.	0 3
						191 H Jacksonville St.	1 3			261 A Eastern Ky.	3 1
						303 H Tennessee Tech	3 0			314 H Ark.-Pine Bluff	3 0
						255 H Eastern Ill.	3 0			151 N Troy	0 3

Non-Div. I Games:

Tennessee St.

Average RPI Win:		238	WON-LOST RECORD		WINNING PCT. RANK		LAST 10 GAMES		STRENGTH OF SCHEDULE		OPP. STRENGTH OF SCHEDULE		TEAM RPI		ADJ RPI		CONF. RPI		ADJ CONF. RPI	
Average RPI Loss:		125																		
DIV. I ONLY			7- 13		.35 249		4- 6		207		131		229		.42839 233		21		21	
DIV. I NON-CONF.			3- 9		.25 268		0- 2		141		77		236		.43464 239		17		17	
TOTALS		RPI 1-25		RPI 26-50		W-L RECORDS		RPI 51-100		RPI 101-150		RPI 150+								
7- 13		0- 1		0- 3		OVERALL		1- 0		0- 3		6- 6								
3- 3		0- 0		0- 0		HOME		1- 0		0- 0		2- 3								
4- 4		0- 1		0- 0		AWAY		0- 0		0- 2		4- 1								
0- 6		0- 0		0- 3		NEUTRAL		0- 0		0- 1		0- 2								
3- 9		0- 1		0- 3		NON-CONFERENCE		0- 0		0- 2		3- 3								
2- 1		0- 0		0- 0		HOME		0- 0		0- 0		2- 1								
1- 2		0- 1		0- 0		AWAY		0- 0		0- 1		1- 0								
0- 6		0- 0		0- 3		NEUTRAL		0- 0		0- 1		0- 2								
4- 4		0- 0		0- 0		CONFERENCE		1- 0		0- 1		3- 3								
1- 2		0- 0		0- 0		HOME		1- 0		0- 0		0- 2								
3- 2		0- 0		0- 0		AWAY		0- 0		0- 1		3- 1								
0- 0		0- 0		0- 0		NEUTRAL		0- 0		0- 0		0- 0								
RPI	S	Opponent		Score		RPI	S	Opponent		Score		RPI	S	Opponent		Score				
4	A	Texas		0 3		29	N	Creighton		1 3		63	H	Tulsa		3 1				
						34	N	Illinois		0 3										
						46	N	Wisconsin		0 3										
		</																		

Non-Div. I Games:

UCF

Average RPI Win: 251		WON-LOST	WINNING	LAST 10	STRENGTH OF		OPP. STRENGTH	TEAM	ADJ	CONF.	ADJ CONF.
Average RPI Loss: 177		RECORD	PCT. RANK	GAMES	SCHEDULE		OF SCHEDULE	RPI	RPI	RPI	RPI
DIV. I ONLY		7- 10	.41176	215	6- 4		209	287	233	.42685	234
DIV. I NON-CONF.		2- 8	.2	285	1- 2		233	245	285	.37948	281
TOTALS		RPI 1-25	RPI 26-50		W-L RECORDS		RPI 51-100		RPI 101-150		RPI 150+
7- 10	0- 0	0- 0		OVERALL		0- 2		0- 3		7- 5	
3- 1	0- 0	0- 0		HOME		0- 0		0- 0		3- 1	
3- 4	0- 0	0- 0		AWAY		0- 2		0- 1		3- 1	
1- 5	0- 0	0- 0		NEUTRAL		0- 0		0- 2		1- 3	
2- 8	0- 0	0- 0		NON-CONFERENCE		0- 2		0- 3		2- 3	
0- 0	0- 0	0- 0		HOME		0- 0		0- 0		0- 0	
1- 3	0- 0	0- 0		AWAY		0- 2		0- 1		1- 0	
1- 5	0- 0	0- 0		NEUTRAL		0- 0		0- 2		1- 3	
5- 2	0- 0	0- 0		CONFERENCE		0- 0		0- 0		5- 2	
3- 1	0- 0	0- 0		HOME		0- 0		0- 0		3- 1	
2- 1	0- 0	0- 0		AWAY		0- 0		0- 0		2- 1	
0- 0	0- 0	0- 0		NEUTRAL		0- 0		0- 0		0- 0	
RPI S	Opponent	Score	RPI S	Opponent	Score	RPI S	Opponent	Score	RPI S	Opponent	Score
						72 A	Clemson	0 3	111 N	Xavier	2 3
						85 A	Col. of Charleston	1 3	123 N	Marshall	0 3
									130 A	Pittsburgh	0 3
									165 H	Liberty	3 1
									167 N	Butler	2 3
									172 A	High Point	3 2
									218 H	Presbyterian	3 2
									240 N	UMBC	1 3
									262 H	Winthrop	2 3
									266 H	Radford	3 2
									286 A	Charleston So.	2 3
									297 N	South Carolina St.	2 3
									307 A	Campbell	3 2
									311 A	East Carolina	3 2
									321 N	Howard	3 0
LAST 10 GAMES											
						165 H	Liberty	3 1	172 A	High Point	3 2
						266 H	Radford	3 2	218 H	Presbyterian	3 2
						286 A	Charleston So.	2 3	262 H	Winthrop	2 3
						85 A	Col. of Charleston	1 3	240 N	UMBC	1 3
						307 A	Campbell	3 2	311 A	East Carolina	3 2

Non-Div. I Games:

Coastal Caro.

Average RPI Win: 262		WON-LOST	WINNING	LAST 10	STRENGTH OF		OPP. STRENGTH	TEAM	ADJ	CONF.	ADJ CONF.
Average RPI Loss: 147		RECORD	PCT. RANK	GAMES	SCHEDULE		OF SCHEDULE	RPI	RPI	RPI	RPI
DIV. I ONLY		7- 11	.38889	228	5- 5		210	236	234	.42676	235
DIV. I NON-CONF.		3- 8	.27273	262	1- 2		152	236	250	.42	248
TOTALS		RPI 1-25	RPI 26-50		W-L RECORDS		RPI 51-100		RPI 101-150		RPI 150+
7- 11	0- 0	0- 0		OVERALL		0- 3		0- 3		7- 5	
5- 3	0- 0	0- 0		HOME		0- 1		0- 0		5- 2	
2- 5	0- 0	0- 0		AWAY		0- 2		0- 1		2- 2	
0- 3	0- 0	0- 0		NEUTRAL		0- 0		0- 2		0- 1	
3- 8	0- 0	0- 0		NON-CONFERENCE		0- 2		0- 3		3- 3	
3- 1	0- 0	0- 0		HOME		0- 0		0- 0		3- 1	
0- 4	0- 0	0- 0		AWAY		0- 2		0- 1		0- 1	
0- 3	0- 0	0- 0		NEUTRAL		0- 0		0- 2		0- 1	
4- 3	0- 0	0- 0		CONFERENCE		0- 1		0- 0		4- 2	
2- 2	0- 0	0- 0		HOME		0- 1		0- 0		2- 1	
2- 1	0- 0	0- 0		AWAY		0- 0		0- 0		2- 1	
0- 0	0- 0	0- 0		NEUTRAL		0- 0		0- 0		0- 0	
RPI S	Opponent	Score	RPI S	Opponent	Score	RPI S	Opponent	Score	RPI S	Opponent	Score
						55 A	Virginia Tech	0 3	101 N	Towson	0 3
						83 H	Yale	0 3	107 N	Boston College	0 3
						86 A	Northeastern	0 3	149 A	Connecticut	0 3
									161 H	Northern Ky.	0 3
									164 N	Middle Tenn.	2 3
									184 H	Princeton	2 3
									194 H	Penn	3 2
									211 A	Columbia	3 0
									216 A	New Hampshire	2 3
									250 H	Manhattan	3 0
									257 A	Cornell	3 1
									274 H	Brown	3 0
									308 A	Dartmouth	2 3
									318 H	Holy Cross	3 1
									327 H	Providence	3 0
LAST 10 GAMES											
						211 A	Columbia	3 0	184 H	Princeton	2 3
						257 A	Cornell	3 1	318 H	Holy Cross	3 1
						83 H	Yale	0 3	308 A	Dartmouth	2 3
						274 H	Brown	3 0	216 A	New Hampshire	2 3
						194 H	Penn	3 2	107 N	Boston College	0 3

Non-Div. I Games:

Harvard

Average RPI Win: 272		WON-LOST	WINNING	LAST 10	STRENGTH OF		OPP. STRENGTH	TEAM	ADJ	CONF.	ADJ CONF.
Average RPI Loss: 180		RECORD	PCT. RANK	GAMES	SCHEDULE		OF SCHEDULE	RPI	RPI	RPI	RPI
DIV. I ONLY		9- 10	.47368 188	6- 4	262		260	227	.42651 236	28	29
DIV. I NON-CONF.		3- 7	.3 252	0- 1	276		191	275	.39513 267	30	30
<hr/>											
TOTALS		RPI 1-25	RPI 26-50		W-L RECORDS		RPI 51-100		RPI 101-150		RPI 150+
9- 10		0- 0	0- 0		OVERALL		0- 2		0- 1		9- 7
3- 1		0- 0	0- 0		HOME		0- 0		0- 0		3- 1
4- 5		0- 0	0- 0		AWAY		0- 1		0- 0		4- 4
2- 4		0- 0	0- 0		NEUTRAL		0- 1		0- 1		2- 2
3- 7		0- 0	0- 0		NON-CONFERENCE		0- 2		0- 1		3- 4
0- 0		0- 0	0- 0		HOME		0- 0		0- 0		0- 0
1- 3		0- 0	0- 0		AWAY		0- 1		0- 0		1- 2
2- 4		0- 0	0- 0		NEUTRAL		0- 1		0- 1		2- 2
6- 3		0- 0	0- 0		CONFERENCE		0- 0		0- 0		6- 3
3- 1		0- 0	0- 0		HOME		0- 0		0- 0		3- 1
3- 2		0- 0	0- 0		AWAY		0- 0		0- 0		3- 2
0- 0		0- 0	0- 0		NEUTRAL		0- 0		0- 0		0- 0
RPI S	Opponent	Score	RPI S	Opponent	Score	RPI S	Opponent	Score	RPI S	Opponent	Score
						74 N	South Carolina	1 3	129 N	Montana St.	2 3
						78 A	Ohio	0 3	156 N	Loyola Chicago	0 3
									188 A	Siena	1 3
									204 A	Syracuse	2 3
									206 H	Fairfield	0 3
									209 A	Canisius	3 1
									223 N	Belmont	0 3
									245 H	Loyola Maryland	3 1
									247 H	Iona	3 0
									250 A	Manhattan	1 3
									263 A	George Mason	3 0
									275 N	Navy	3 2
									287 A	La Salle	2 3
									290 A	Marist	3 0
									293 H	Rider	3 1
									300 N	Bucknell	3 0
									326 A	Saint Peter's	3 0
LAST 10 GAMES											
			206 H	Fairfield	0 3	204 A	Syracuse	2 3			
			247 H	Iona	3 0	245 H	Loyola Maryland	3 1			
			209 A	Canisius	3 1	293 H	Rider	3 1			
			326 A	Saint Peter's	3 0	290 A	Marist	3 0			
			250 A	Manhattan	1 3	188 A	Siena	1 3			

Non-Div. I Games:

Niagara

Average RPI Win:		290	WON-LOST RECORD		WINNING PCT. RANK		LAST 10 GAMES		STRENGTH OF SCHEDULE		OPP. STRENGTH OF SCHEDULE		TEAM RPI		ADJ RPI		CONF. RPI		ADJ CONF. RPI		
Average RPI Loss:		121																			
DIV. I ONLY			7- 8	.46667	194	7- 3		293		220		246		.42631	237	32		32			
DIV. I NON-CONF.			2- 8	.2	285	2- 3		109		90		242		.43344	241	32		32			
TOTALS		RPI 1-25		RPI 26-50		W-L RECORDS		RPI 51-100		RPI 101-150		RPI 150+									
7- 8		0- 2		0- 0		OVERALL		0- 1		0- 1		7- 4									
3- 3		0- 1		0- 0		HOME		0- 1		0- 0		3- 1									
2- 3		0- 1		0- 0		AWAY		0- 0		0- 0		2- 2									
2- 2		0- 0		0- 0		NEUTRAL		0- 0		0- 1		2- 1									
2- 8		0- 2		0- 0		NON-CONFERENCE		0- 1		0- 1		2- 4									
0- 3		0- 1		0- 0		HOME		0- 1		0- 0		0- 1									
0- 3		0- 1		0- 0		AWAY		0- 0		0- 0		0- 2									
2- 2		0- 0		0- 0		NEUTRAL		0- 0		0- 1		2- 1									
5- 0		0- 0		0- 0		CONFERENCE		0- 0		0- 0		5- 0									
3- 0		0- 0		0- 0		HOME		0- 0		0- 0		3- 0									
2- 0		0- 0		0- 0		AWAY		0- 0		0- 0		2- 0									
0- 0		0- 0		0- 0		NEUTRAL		0- 0		0- 0		0- 0									
RPI	S	Opponent		Score		RPI	S	Opponent		Score		RPI	S	Opponent		Score					
12	A	Florida		0	3							141	N	Fla. Gulf Coast		1	3				
15	H	Florida St.		0	3							151	A	Troy		0	3				
												197	H	FIU		0	3				
												197	N	FIU		1	3				
												201	A	North Florida		0	3				
						218	N	Presbyterian		3	0										
						227	N	Davidson		3	2										
						297	H	South Carolina St.		3	0										
						313	A	N.C. Central		3	2										
						319	H	Bethune-Cookman		3	0										
						325	H	Savannah St.		3	0										
						328	A	N.C. A&T		3	0										
LAST 10 GAMES																					
						319	H	Bethune-Cookman		3	0	151	A	Troy		0	3				
						328	A	N.C. A&T		3	0	227	N	Davidson		3	2				
						313	A	N.C. Central		3	2	218	N	Presbyterian		3	0				
						297	H	South Carolina St.		3	0	201	A	North Florida		0	3				
						325	H	Savannah St.		3	0	15	H	Florida St.		0	3				

Non-Div. I Games:

Florida A&M

Average RPI Win:		240	WON-LOST RECORD		WINNING PCT. RANK		LAST 10 GAMES		STRENGTH OF SCHEDULE		OPP. STRENGTH OF SCHEDULE		TEAM RPI		ADJ RPI		CONF. RPI		ADJ CONF. RPI				
DIV. I ONLY			6- 15		.28571 274		1- 9		180		149		247		.42627 238		11		11				
DIV. I NON-CONF.			5- 8		.38462 224		0- 2		199		178		230		.45396 220		11		11				
TOTALS		RPI 1-25		RPI 26-50				W-L RECORDS		RPI 51-100				RPI 101-150				RPI 150+					
6- 15		0- 1		0- 1				OVERALL		1- 2				0- 7				5- 4					
3- 4		0- 0		0- 0				HOME		0- 1				0- 2				3- 1					
1- 7		0- 1		0- 1				AWAY		1- 1				0- 2				0- 2					
2- 4		0- 0		0- 0				NEUTRAL		0- 0				0- 3				2- 1					
5- 8		0- 1		0- 0				NON-CONFERENCE		0- 0				0- 6				5- 1					
3- 1		0- 0		0- 0				HOME		0- 0				0- 1				3- 0					
0- 3		0- 1		0- 0				AWAY		0- 0				0- 2				0- 0					
2- 4		0- 0		0- 0				NEUTRAL		0- 0				0- 3				2- 1					
1- 7		0- 0		0- 1				CONFERENCE		1- 2				0- 1				0- 3					
0- 3		0- 0		0- 0				HOME		0- 1				0- 1				0- 1					
1- 4		0- 0		0- 1				AWAY		1- 1				0- 0				0- 2					
0- 0		0- 0		0- 0				NEUTRAL		0- 0				0- 0				0- 0					
RPI	S	Opponent		Score		RPI	S	Opponent		Score		RPI	S	Opponent		Score		RPI	S	Opponent		Score	
10	A	Minnesota		0	3	50	A	Bowling Green		0	3	78	H	Ohio		0	3	111	H	Xavier		2	3
												89	A	Central Mich.		1	3	114	H	Northern Ill.		0	3
												92	A	Eastern Mich.		3	0	123	A	Marshall		2	3
																		124	A	Indiana		0	3
																		128	N	Albany (NY)		2	3
																		135	N	Valparaiso		0	3
																		136	N	IUPUI		1	3
																		158	N	LIU Brooklyn		0	3
																		168	H	Temple		3	1
																		187	A	Akron		2	3
																		203	H	Kent St.		2	3
																		246	A	Buffalo		0	3
																		277	N	Chattanooga		3	2
																		289	H	Indiana St.		3	2
																		294	N	Wright St.		3	0
																		317	H	Chicago St.		3	0
LAST 10 GAMES																							
																		92	A	Eastern Mich.		3	0
																		89	A	Central Mich.		1	3
																		114	H	Northern Ill.		0	3
																		50	A	Bowling Green		0	3
																		187	A	Akron		2	3
																		246	A	Buffalo		0	3
																		78	H	Ohio		0	3
																		203	H	Kent St.		2	3
																		124	A	Indiana		0	3
																		135	N	Valparaiso		0	3

Non-Div. I Games:

Miami (OH)

Average RPI Win:	205	WON-LOST	WINNING	LAST 10	STRENGTH OF	OPP. STRENGTH	TEAM	ADJ	CONF.	ADJ CONF.	
Average RPI Loss:	138	RECORD	PCT. RANK	GAMES	SCHEDULE	OF SCHEDULE	RPI	RPI	RPI	RPI	
DIV. I ONLY	3- 15	.16667	302	2- 8	86	186	242	.42302	239	19	19
DIV. I NON-CONF.	2- 10	.16667	295	1- 3	47	152	214	.46259	207	20	20
<hr/>											
TOTALS	RPI 1-25	RPI 26-50		W-L RECORDS		RPI 51-100		RPI 101-150		RPI 150+	
3- 15	0- 0	0- 0		OVERALL		0- 4		0- 5		3- 6	
2- 3	0- 0	0- 0		HOME		0- 0		0- 1		2- 2	
0- 8	0- 0	0- 0		AWAY		0- 2		0- 2		0- 4	
1- 4	0- 0	0- 0		NEUTRAL		0- 2		0- 2		1- 0	
<hr/>											
2- 10	0- 0	0- 0		NON-CONFERENCE		0- 4		0- 4		2- 2	
1- 2	0- 0	0- 0		HOME		0- 0		0- 1		1- 1	
0- 4	0- 0	0- 0		AWAY		0- 2		0- 1		0- 1	
1- 4	0- 0	0- 0		NEUTRAL		0- 2		0- 2		1- 0	
<hr/>											
1- 5	0- 0	0- 0		CONFERENCE		0- 0		0- 1		1- 4	
1- 1	0- 0	0- 0		HOME		0- 0		0- 0		1- 1	
0- 4	0- 0	0- 0		AWAY		0- 0		0- 1		0- 3	
0- 0	0- 0	0- 0		NEUTRAL		0- 0		0- 0		0- 0	
<hr/>											
RPI S	Opponent	Score	RPI S	Opponent	Score	RPI S	Opponent	Score	RPI S	Opponent	Score
						54 A	Georgia	0 3	101 A	Towson	0 3
						58 A	Georgia Tech	0 3	119 N	North Texas	0 3
						72 N	Clemson	0 3	120 H	Samford	0 3
						94 N	Ga. Southern	1 3	121 N	Ball St.	0 3
									136 A	IUPUI	0 3
									151 N	Troy	3 0
									169 H	South Ala.	2 3
									170 A	James Madison	0 3
									181 A	UAB	1 3
									196 A	Delaware	0 3
									212 H	William & Mary	1 3
									214 H	Mercer	3 1
									251 H	UNC Wilmington	3 2
									263 A	George Mason	0 3
<hr/>											
LAST 10 GAMES											
						212 H	William & Mary	1 3	263 A	George Mason	0 3
						251 H	UNC Wilmington	3 2	58 A	Georgia Tech	0 3
						196 A	Delaware	0 3	72 N	Clemson	0 3
						101 A	Towson	0 3	214 H	Mercer	3 1
						170 A	James Madison	0 3	169 H	South Ala.	2 3

Non-Div. I Games:

Georgia St.

Average RPI Win:		290	WON-LOST RECORD		WINNING PCT. RANK		LAST 10 GAMES		STRENGTH OF SCHEDULE		OPP. STRENGTH OF SCHEDULE		TEAM RPI		ADJ RPI		CONF. RPI		ADJ CONF. RPI				
DIV. I ONLY			10- 13		.43478 203		6- 4		266		232		240		.42286 240		29		30				
DIV. I NON-CONF.			7- 10		.41176 215		3- 1		211		213		229		.44498 229		28		28				
TOTALS		RPI 1-25		RPI 26-50				W-L RECORDS		RPI 51-100				RPI 101-150				RPI 150+					
10- 13		0- 1		0- 1				OVERALL		0- 2				0- 4				10- 5					
4- 3		0- 0		0- 0				HOME		0- 1				0- 0				4- 2					
4- 5		0- 1		0- 0				AWAY		0- 0				0- 1				4- 3					
2- 5		0- 0		0- 1				NEUTRAL		0- 1				0- 3				2- 0					
7- 10		0- 1		0- 1				NON-CONFERENCE		0- 2				0- 3				7- 3					
2- 2		0- 0		0- 0				HOME		0- 1				0- 0				2- 1					
3- 3		0- 1		0- 0				AWAY		0- 0				0- 0				3- 2					
2- 5		0- 0		0- 1				NEUTRAL		0- 1				0- 3				2- 0					
3- 3		0- 0		0- 0				CONFERENCE		0- 0				0- 1				3- 2					
2- 1		0- 0		0- 0				HOME		0- 0				0- 0				2- 1					
1- 2		0- 0		0- 0				AWAY		0- 0				0- 1				1- 1					
0- 0		0- 0		0- 0				NEUTRAL		0- 0				0- 0				0- 0					
RPI	S	Opponent		Score		RPI	S	Opponent		Score		RPI	S	Opponent		Score		RPI	S	Opponent		Score	
24	A	Michigan		0	3	26	N	Arkansas		0	3	81	H	Colorado		2	3	101	N	Towson		0	3
												89	N	Central Mich.		0	3	115	N	St. John's (NY)		1	3
																		123	N	Marshall		1	3
																		128	A	Albany (NY)		1	3
																		154	A	George Washington		2	3
																		170	H	James Madison		1	3
																		216	H	New Hampshire		2	3
																		234	N	Coastal Caro.		3	1
																		259	A	Binghamton		0	3
																		263	A	George Mason		2	3
																		265	H	Stony Brook		3	0
																		273	N	Coppin St.		3	0
																		280	H	Robert Morris		3	0
																		284	A	Saint Francis (PA)		3	2
																		298	A	Hartford		3	0
																		310	A	Morgan St.		3	0
																		311	A	East Carolina		3	1
																		321	H	Howard		3	0
																		327	H	Providence		3	1
						LAST 10 GAMES																	
						265	H	Stony Brook		3	0	259	A	Binghamton		0	3						
						128	A	Albany (NY)		1	3	234	N	Coastal Caro.		3	1						
						298	A	Hartford		3	0	123	N	Marshall		1	3						
						327	H	Providence		3	1	311	A	East Carolina		3	1						
						216	H	New Hampshire		2	3	284	A	Saint Francis (PA)		3	2						

Non-Div. I Games:

UMBC

Average RPI Win: 283		WON-LOST RECORD		WINNING PCT. RANK		LAST 10 GAMES		STRENGTH OF SCHEDULE		OPP. STRENGTH OF SCHEDULE		TEAM RPI		ADJ RPI		CONF. RPI		ADJ CONF. RPI	
DIV. I ONLY		10- 13		.43478 203		5- 5		237		276		237		.42073 241		20		20	
DIV. I NON-CONF.		7- 8		.46667 178		2- 0		264		299		245		.42451 246		21		21	
TOTALS		RPI 1-25		RPI 26-50		W-L RECORDS		RPI 51-100		RPI 101-150		RPI 150+							
10- 13		0- 0		0- 1		OVERALL		0- 3		0- 2		10- 7							
4- 5		0- 0		0- 0		HOME		0- 1		0- 2		4- 2							
3- 4		0- 0		0- 1		AWAY		0- 1		0- 0		3- 2							
3- 4		0- 0		0- 0		NEUTRAL		0- 1		0- 0		3- 3							
7- 8		0- 0		0- 1		NON-CONFERENCE		0- 1		0- 1		7- 5							
3- 2		0- 0		0- 0		HOME		0- 0		0- 1		3- 1							
1- 2		0- 0		0- 1		AWAY		0- 0		0- 0		1- 1							
3- 4		0- 0		0- 0		NEUTRAL		0- 1		0- 0		3- 3							
3- 5		0- 0		0- 0		CONFERENCE		0- 2		0- 1		3- 2							
1- 3		0- 0		0- 0		HOME		0- 1		0- 1		1- 1							
2- 2		0- 0		0- 0		AWAY		0- 1		0- 0		2- 1							
0- 0		0- 0		0- 0		NEUTRAL		0- 0		0- 0		0- 0							
RPI	S	Opponent		Score		RPI	S	Opponent		Score		RPI	S	Opponent		Score			
						44	A	Duke	0	3			85	H	Col. of Charleston	0	3		
													86	N	Northeastern	0	3		
													94	A	Ga. Southern	2	3		
													108	H	Alabama	0	3		
													120	H	Samford	1	3		
													165	N	Liberty	0	3		
													172	H	High Point	1	3		
													212	A	William & Mary	1	3		
													221	N	Bradley	0	3		
													227	A	Davidson	3	1		
													229	H	UNC Greensboro	2	3		
													249	N	Hampton	3	0		
													249	N	Hampton	2	3		
													253	A	Western Caro.	3	0		
													266	A	Radford	3	2		
													271	A	Appalachian St.	1	3		
													277	H	Chattanooga	3	0		
													288	H	Gardner-Webb	3	0		
													311	N	East Carolina	3	1		
													313	H	N.C. Central	3	0		
													321	N	Howard	3	0		
													328	H	N.C. A&T	3	0		
LAST 10 GAMES																			
						94	A	Ga. Southern	2	3			253	A	Western Caro.	3	0		
						227	A	Davidson	3	1			85	H	Col. of Charleston	0	3		
						120	H	Samford	1	3			229	H	UNC Greensboro	2	3		
						277	H	Chattanooga	3	0			321	N	Howard	3	0		
						271	A	Appalachian St.	1	3			249	N	Hampton	3	0		

Non-Div. I Games:

Elon

Average RPI Win: 248		WON-LOST	WINNING	LAST 10	STRENGTH OF		OPP. STRENGTH	TEAM	ADJ	CONF.	ADJ CONF.
Average RPI Loss: 152		RECORD	PCT. RANK	GAMES	SCHEDULE		OF SCHEDULE	RPI	RPI	RPI	RPI
DIV. I ONLY		6- 14	.3	267	2- 8		136	222	232	.41885	242
DIV. I NON-CONF.		4- 9	.30769	251	0- 3		177	228	249	.41559	252
TOTALS		RPI 1-25	RPI 26-50		W-L RECORDS		RPI 51-100		RPI 101-150		RPI 150+
6- 14	0- 0	0- 2		OVERALL		0- 1		0- 3		6- 8	
3- 3	0- 0	0- 0		HOME		0- 1		0- 1		3- 1	
1- 7	0- 0	0- 2		AWAY		0- 0		0- 2		1- 3	
2- 4	0- 0	0- 0		NEUTRAL		0- 0		0- 0		2- 4	
4- 9	0- 0	0- 1		NON-CONFERENCE		0- 0		0- 2		4- 6	
2- 1	0- 0	0- 0		HOME		0- 0		0- 1		2- 0	
0- 4	0- 0	0- 1		AWAY		0- 0		0- 1		0- 2	
2- 4	0- 0	0- 0		NEUTRAL		0- 0		0- 0		2- 4	
2- 5	0- 0	0- 1		CONFERENCE		0- 1		0- 1		2- 2	
1- 2	0- 0	0- 0		HOME		0- 1		0- 0		1- 1	
1- 3	0- 0	0- 1		AWAY		0- 0		0- 1		1- 1	
0- 0	0- 0	0- 0		NEUTRAL		0- 0		0- 0		0- 0	
RPI S	Opponent	Score	RPI S	Opponent	Score	RPI S	Opponent	Score	RPI S	Opponent	Score
			37 A Dayton	0	3	77 H VCU	0	3	104 H Seton Hall	2	3
			40 A Colorado St.	0	3				111 A Xavier	0	3
									112 A Rutgers	1	3
									157 N Virginia	0	3
									160 N Denver	0	3
									168 A Temple	0	3
									193 N Hofstra	2	3
									209 H Canisius	3	2
									211 A Columbia	0	3
									216 N New Hampshire	3	2
									220 N Colgate	1	3
									231 H Charlotte	3	0
									247 N Iona	3	2
									260 H Fordham	1	3
									274 A Brown	1	3
									287 A La Salle	3	0
									298 H Hartford	3	0
LAST 10 GAMES											
			37 A Dayton	0	3	77 H VCU	0	3			
			111 A Xavier	0	3	287 A La Salle	3	0			
			260 H Fordham	1	3	168 A Temple	0	3			
			274 A Brown	1	3	211 A Columbia	0	3			
			231 H Charlotte	3	0	220 N Colgate	1	3			

Non-Div. I Games:

Rhode Island

Average RPI Win: 267		WON-LOST	WINNING	LAST 10	STRENGTH OF		OPP. STRENGTH	TEAM	ADJ	CONF.	ADJ CONF.
Average RPI Loss: 124		RECORD	PCT. RANK	GAMES	SCHEDULE		OF SCHEDULE	RPI	RPI	RPI	RPI
DIV. I ONLY		8- 13	.38095	229	2- 8		269	183	254	.41829	243
DIV. I NON-CONF.		6- 5	.54545	142	0- 0		309	222	243	.43851	234
TOTALS		RPI 1-25	RPI 26-50		W-L RECORDS		RPI 51-100		RPI 101-150		RPI 150+
8- 13	0- 0	0- 0		OVERALL		0- 5		1- 5		7- 3	
1- 5	0- 0	0- 0		HOME		0- 3		0- 1		1- 1	
2- 6	0- 0	0- 0		AWAY		0- 1		0- 4		2- 1	
5- 2	0- 0	0- 0		NEUTRAL		0- 1		1- 0		4- 1	
6- 5	0- 0	0- 0		NON-CONFERENCE		0- 1		1- 3		5- 1	
0- 0	0- 0	0- 0		HOME		0- 0		0- 0		0- 0	
1- 3	0- 0	0- 0		AWAY		0- 0		0- 3		1- 0	
5- 2	0- 0	0- 0		NEUTRAL		0- 1		1- 0		4- 1	
2- 8	0- 0	0- 0		CONFERENCE		0- 4		0- 2		2- 2	
1- 5	0- 0	0- 0		HOME		0- 3		0- 1		1- 1	
1- 3	0- 0	0- 0		AWAY		0- 1		0- 1		1- 1	
0- 0	0- 0	0- 0		NEUTRAL		0- 0		0- 0		0- 0	
RPI S	Opponent	Score	RPI S	Opponent	Score	RPI S	Opponent	Score	RPI S	Opponent	Score
						65 H	Portland St.	0 3	109 A	Utah St.	0 3
						68 N	Utah	0 3	122 A	Washington St.	0 3
						69 H	Northern Ariz.	0 3	126 N	Portland	3 1
						73 H	Northern Colo.	0 3	129 A	Montana St.	0 3
						75 A	Idaho St.	0 3	137 A	Utah Valley	0 3
									139 H	North Dakota	2 3
									192 A	Sacramento St.	1 3
									207 H	Southern Utah	1 3
									215 A	Montana	3 2
									222 N	Seattle	2 3
									267 N	Tex.-Pan American	3 1
									276 A	Southeastern La.	3 1
									301 H	Eastern Wash.	3 0
									309 N	Louisiana Tech	3 0
									316 N	Alabama St.	3 0
									323 N	Southern U.	3 0
LAST 10 GAMES											
						65 H	Portland St.	0 3	215 A	Montana	3 2
						301 H	Eastern Wash.	3 0	73 H	Northern Colo.	0 3
						192 A	Sacramento St.	1 3	139 H	North Dakota	2 3
						75 A	Idaho St.	0 3	69 H	Northern Ariz.	0 3
						129 A	Montana St.	0 3	207 H	Southern Utah	1 3

Non-Div. I Games:

Weber St.

Average RPI Win:		277	WON-LOST RECORD		WINNING PCT. RANK		LAST 10 GAMES		STRENGTH OF SCHEDULE		OPP. STRENGTH OF SCHEDULE		TEAM RPI		ADJ RPI		CONF. RPI		ADJ CONF. RPI	
Average RPI Loss:		106																		
DIV. I ONLY			5- 15		.25 285		1- 9		182		140		259		.41715 244		9		8	
DIV. I NON-CONF.			5- 8		.38462 224		1- 2		274		196		253		.41683 251		7		7	
TOTALS		RPI 1-25		RPI 26-50		W-L RECORDS		RPI 51-100		RPI 101-150		RPI 150+								
5- 15		0- 1		0- 1		OVERALL		0- 5		0- 6		5- 2								
0- 5		0- 1		0- 0		HOME		0- 2		0- 2		0- 0								
0- 6		0- 0		0- 1		AWAY		0- 2		0- 2		0- 1								
5- 4		0- 0		0- 0		NEUTRAL		0- 1		0- 2		5- 1								
5- 8		0- 0		0- 1		NON-CONFERENCE		0- 2		0- 3		5- 2								
0- 0		0- 0		0- 0		HOME		0- 0		0- 0		0- 0								
0- 4		0- 0		0- 1		AWAY		0- 1		0- 1		0- 1								
5- 4		0- 0		0- 0		NEUTRAL		0- 1		0- 2		5- 1								
0- 7		0- 1		0- 0		CONFERENCE		0- 3		0- 3		0- 0								
0- 5		0- 1		0- 0		HOME		0- 2		0- 2		0- 0								
0- 2		0- 0		0- 0		AWAY		0- 1		0- 1		0- 0								
0- 0		0- 0		0- 0		NEUTRAL		0- 0		0- 0		0- 0								
RPI	S	Opponent		Score		RPI	S	Opponent		Score		RPI	S	Opponent		Score				
22	H	Hawaii		0 3		41	A	California		0 3		51	A	Arizona St.		1 3				
												53	A	Pacific		0 3				
												64	H	Long Beach St.		1 3				
												69	N	Northern Ariz.		0 3				
												80	H	Cal St. Northridge		2 3				

Non-Div. I Games:

UC Riverside

Average RPI Win:	291	WON-LOST RECORD	WINNING PCT. RANK	LAST 10 GAMES	STRENGTH OF SCHEDULE	OPP. STRENGTH OF SCHEDULE	TEAM RPI	ADJ RPI	CONF. RPI	ADJ CONF. RPI	
Average RPI Loss:	201										
DIV. I ONLY	11- 10	.52381	153	4- 6	280	312	236	.41667	245	28	29
DIV. I NON-CONF.	7- 4	.63636	104	1- 0	286	318	213	.46034	209	30	30
<hr/>											
TOTALS	RPI 1-25	RPI 26-50		W-L RECORDS	RPI 51-100		RPI 101-150		RPI 150+		
11- 10	0- 0	0- 0		OVERALL	0- 1		0- 1		11- 8		
6- 2	0- 0	0- 0		HOME	0- 0		0- 0		6- 2		
1- 7	0- 0	0- 0		AWAY	0- 1		0- 1		1- 5		
4- 1	0- 0	0- 0		NEUTRAL	0- 0		0- 0		4- 1		
<hr/>											
7- 4	0- 0	0- 0		NON-CONFERENCE	0- 1		0- 1		7- 2		
3- 0	0- 0	0- 0		HOME	0- 0		0- 0		3- 0		
0- 3	0- 0	0- 0		AWAY	0- 1		0- 1		0- 1		
4- 1	0- 0	0- 0		NEUTRAL	0- 0		0- 0		4- 1		
<hr/>											
4- 6	0- 0	0- 0		CONFERENCE	0- 0		0- 0		4- 6		
3- 2	0- 0	0- 0		HOME	0- 0		0- 0		3- 2		
1- 4	0- 0	0- 0		AWAY	0- 0		0- 0		1- 4		
0- 0	0- 0	0- 0		NEUTRAL	0- 0		0- 0		0- 0		
<hr/>											
RPI S	Opponent	Score	RPI S	Opponent	Score	RPI S	Opponent	Score	RPI S	Opponent	Score
						93 A	Duquesne	1 3	101 A	Towson	0 3
									178 A	West Virginia	0 3
									188 A	Siena	1 3
									206 H	Fairfield	0 3
									209 A	Canisius	0 3
									236 A	Niagara	1 3
									247 H	Iona	3 2
									250 A	Manhattan	0 3
									250 H	Manhattan	2 3
									270 N	Central Conn. St.	3 1
									273 H	Coppin St.	3 0
									284 N	Saint Francis (PA)	3 1
									286 H	Charleston So.	3 1
									290 A	Marist	3 2
									293 H	Rider	3 2
									299 N	Norfolk St.	3 0
									300 N	Bucknell	1 3
									310 H	Morgan St.	3 0
									326 H	Saint Peter's	3 0
									327 N	Providence	3 2
LAST 10 GAMES											
			290 A	Marist	3 2		206 H	Fairfield	0 3		
			188 A	Siena	1 3		247 H	Iona	3 2		
			250 A	Manhattan	0 3		236 A	Niagara	1 3		
			250 H	Manhattan	2 3		209 A	Canisius	0 3		
			326 H	Saint Peter's	3 0		273 H	Coppin St.	3 0		

Non-Div. I Games:

Loyola Maryland

Average RPI Win: 240		WON-LOST	WINNING	LAST 10	STRENGTH OF		OPP. STRENGTH	TEAM	ADJ	CONF.	ADJ CONF.
Average RPI Loss: 138		RECORD	PCT. RANK	GAMES	SCHEDULE		OF SCHEDULE	RPI	RPI	RPI	RPI
DIV. I ONLY		7- 13	.35	249	3- 7		241	165	251	.41455	246
DIV. I NON-CONF.		6- 6	.5	157	2- 0		259	208	219	.45267	221
TOTALS		RPI 1-25	RPI 26-50		W-L RECORDS		RPI 51-100		RPI 101-150		RPI 150+
7- 13	0- 0	0- 2		OVERALL		0- 2		0- 3		7- 6	
6- 2	0- 0	0- 1		HOME		0- 0		0- 0		6- 1	
0- 8	0- 0	0- 1		AWAY		0- 2		0- 2		0- 3	
1- 3	0- 0	0- 0		NEUTRAL		0- 0		0- 1		1- 2	
6- 6	0- 0	0- 1		NON-CONFERENCE		0- 0		0- 2		6- 3	
5- 1	0- 0	0- 0		HOME		0- 0		0- 0		5- 1	
0- 2	0- 0	0- 1		AWAY		0- 0		0- 1		0- 0	
1- 3	0- 0	0- 0		NEUTRAL		0- 0		0- 1		1- 2	
1- 7	0- 0	0- 1		CONFERENCE		0- 2		0- 1		1- 3	
1- 1	0- 0	0- 1		HOME		0- 0		0- 0		1- 0	
0- 6	0- 0	0- 0		AWAY		0- 2		0- 1		0- 3	
0- 0	0- 0	0- 0		NEUTRAL		0- 0		0- 0		0- 0	
RPI S	Opponent	Score	RPI S	Opponent	Score	RPI S	Opponent	Score	RPI S	Opponent	Score
			38 A	Notre Dame	1 3	78 A	Ohio	0 3	106 N	Oakland	0 3
			50 H	Bowling Green	1 3	79 A	Western Mich.	0 3	110 A	Cleveland St.	1 3
									114 A	Northern Ill.	0 3
									163 H	Oral Roberts	3 2
									181 N	UAB	0 3
									183 A	Toledo	1 3
									187 A	Akron	0 3
									198 H	San Jose St.	1 3
									203 A	Kent St.	1 3
									204 H	Syracuse	3 0
									209 H	Canisius	3 1
									238 H	Miami (OH)	3 0
									261 N	Eastern Ky.	2 3
									261 N	Eastern Ky.	3 0
									298 H	Hartford	3 0
									308 H	Dartmouth	3 2
LAST 10 GAMES											
			79 A	Western Mich.	0 3	238 H	Miami (OH)	3 0			
			114 A	Northern Ill.	0 3	183 A	Toledo	1 3			
			78 A	Ohio	0 3	187 A	Akron	0 3			
			203 A	Kent St.	1 3	298 H	Hartford	3 0			
			50 H	Bowling Green	1 3	204 H	Syracuse	3 0			

Non-Div. I Games:

Buffalo

Average RPI Win: 232		WON-LOST RECORD		WINNING PCT. RANK		LAST 10 GAMES		STRENGTH OF SCHEDULE		OPP. STRENGTH OF SCHEDULE		TEAM RPI		ADJ RPI		CONF. RPI		ADJ CONF. RPI	
Average RPI Loss: 167																			
DIV. I ONLY		6- 15		.28571 274		3- 7		145		227		241		.41194 247		28		29	
DIV. I NON-CONF.		3- 9		.25 268		1- 1		91		121		222		.45486 219		30		30	
TOTALS		RPI 1-25		RPI 26-50		W-L RECORDS		RPI 51-100		RPI 101-150		RPI 150+							
6- 15		0- 0		0- 0		OVERALL		0- 4		1- 3		5- 8							
5- 2		0- 0		0- 0		HOME		0- 0		0- 0		5- 2							
0- 8		0- 0		0- 0		AWAY		0- 2		0- 2		0- 4							
1- 5		0- 0		0- 0		NEUTRAL		0- 2		1- 1		0- 2							
3- 9		0- 0		0- 0		NON-CONFERENCE		0- 4		1- 3		2- 2							
2- 0		0- 0		0- 0		HOME		0- 0		0- 0		2- 0							
0- 4		0- 0		0- 0		AWAY		0- 2		0- 2		0- 0							
1- 5		0- 0		0- 0		NEUTRAL		0- 2		1- 1		0- 2							
3- 6		0- 0		0- 0		CONFERENCE		0- 0		0- 0		3- 6							
3- 2		0- 0		0- 0		HOME		0- 0		0- 0		3- 2							
0- 4		0- 0		0- 0		AWAY		0- 0		0- 0		0- 4							
0- 0		0- 0		0- 0		NEUTRAL		0- 0		0- 0		0- 0							
RPI S	Opponent	Score		RPI S	Opponent	Score		RPI S	Opponent	Score		RPI S	Opponent	Score					
								51 A	Arizona	0	3	112 A	Rutgers	0	3				
								59 A	Loyola Marymount	0	3	115 A	St. John's (NY)	0	3				
								61 N	TCU	1	3	116 N	Lipscomb	0	3				
								66 N	UC Santa Barbara	1	3	149 N	Connecticut	3	1				
												188 H	Siena	2	3				
												193 H	Hofstra	3	0				
												206 H	Fairfield	3	0				
												209 A	Canisius	1	3				
												216 N	New Hampshire	0	3				
												236 A	Niagara	0	3				
												242 N	Rhode Island	2	3				
												245 A	Loyola Maryland	2	3				
												250 H	Manhattan	3	1				
												269 H	NJIT	3	1				
												290 H	Marist	2	3				
												293 A	Rider	2	3				
												326 H	Saint Peter's	3	0				
LAST 10 GAMES																			
								209 A	Canisius	1	3	293 A	Rider	2	3				
								236 A	Niagara	0	3	245 A	Loyola Maryland	2	3				
								188 H	Siena	2	3	206 H	Fairfield	3	0				
								290 H	Marist	2	3	115 A	St. John's (NY)	0	3				
								193 H	Hofstra	3	0	326 H	Saint Peter's	3	0				

Non-Div. I Games:

Iona

Average RPI Win: 263		WON-LOST RECORD		WINNING PCT. RANK		LAST 10 GAMES		STRENGTH OF SCHEDULE		OPP. STRENGTH OF SCHEDULE		TEAM RPI		ADJ RPI		CONF. RPI		ADJ CONF. RPI	
DIV. I ONLY		4- 13		.23529 291		1- 9		125		238		252		.41134 248		15		15	
DIV. I NON-CONF.		4- 5		.44444 194		1- 1		180		300		221		.4504 222		14		14	
TOTALS		RPI 1-25		RPI 26-50		W-L RECORDS		RPI 51-100		RPI 101-150		RPI 150+							
4- 13		0- 0		0- 2		OVERALL		0- 0		0- 2		4- 9							
0- 3		0- 0		0- 1		HOME		0- 0		0- 0		0- 2							
3- 7		0- 0		0- 1		AWAY		0- 0		0- 2		3- 4							
1- 3		0- 0		0- 0		NEUTRAL		0- 0		0- 0		1- 3							
4- 5		0- 0		0- 1		NON-CONFERENCE		0- 0		0- 0		4- 4							
0- 0		0- 0		0- 0		HOME		0- 0		0- 0		0- 0							
3- 2		0- 0		0- 1		AWAY		0- 0		0- 0		3- 1							
1- 3		0- 0		0- 0		NEUTRAL		0- 0		0- 0		1- 3							
0- 8		0- 0		0- 1		CONFERENCE		0- 0		0- 2		0- 5							
0- 3		0- 0		0- 1		HOME		0- 0		0- 0		0- 2							
0- 5		0- 0		0- 0		AWAY		0- 0		0- 2		0- 3							
0- 0		0- 0		0- 0		NEUTRAL		0- 0		0- 0		0- 0							
RPI	S	Opponent		Score	RPI	S	Opponent		Score	RPI	S	Opponent		Score					
					26	A	Arkansas	0	3			118	A	Arkansas St.	0	3			
					33	H	Western Ky.	0	3			119	A	North Texas	0	3			
												151	A	Troy	1	3			
												152	A	Stephen F. Austin	3	1			
												159	N	UTEP	0	3			
												164	H	Middle Tenn.	0	3			
												169	A	South Ala.	2	3			
												171	A	Mississippi St.	1	3			
												173	A	UALR	0	3			
												177	N	Houston Baptist	1	3			
												185	N	Kennesaw St.	1	3			
												200	H	La.-Lafayette	0	3			
												285	A	Jackson St.	3	1			
												285	N	Jackson St.	3	1			
												329	A	Grambling	3	0			
LAST 10 GAMES																			
					151	A	Troy	1	3			173	A	UALR	0	3			
					169	A	South Ala.	2	3			119	A	North Texas	0	3			
					33	H	Western Ky.	0	3			200	H	La.-Lafayette	0	3			
					164	H	Middle Tenn.	0	3			329	A	Grambling	3	0			
					118	A	Arkansas St.	0	3			26	A	Arkansas	0	3			

Non-Div. I Games:

La.-Monroe

Average RPI Win: 293		WON-LOST	WINNING	LAST 10	STRENGTH OF		OPP. STRENGTH	TEAM	ADJ	CONF.	ADJ CONF.						
Average RPI Loss: 192		RECORD	PCT. RANK	GAMES	SCHEDULE		OF SCHEDULE	RPI	RPI	RPI	RPI						
DIV. I ONLY		13- 11	.54167	147	6- 4		303	304	248	.41053	249	32	32				
DIV. I NON-CONF.		5- 9	.35714	239	0- 3		174	286	244	.41942	250	32	32				

TOTALS		RPI 1-25		RPI 26-50		W-L RECORDS		RPI 51-100		RPI 101-150		RPI 150+					
13- 11		0- 0		0- 0		OVERALL		0- 2		0- 2		13- 7					
2- 0		0- 0		0- 0		HOME		0- 0		0- 0		2- 0					
6- 3		0- 0		0- 0		AWAY		0- 0		0- 1		6- 2					
5- 8		0- 0		0- 0		NEUTRAL		0- 2		0- 1		5- 5					
5- 9		0- 0		0- 0		NON-CONFERENCE		0- 2		0- 1		5- 6					
1- 0		0- 0		0- 0		HOME		0- 0		0- 0		1- 0					
2- 1		0- 0		0- 0		AWAY		0- 0		0- 0		2- 1					
2- 8		0- 0		0- 0		NEUTRAL		0- 2		0- 1		2- 5					
8- 2		0- 0		0- 0		CONFERENCE		0- 0		0- 1		8- 1					
1- 0		0- 0		0- 0		HOME		0- 0		0- 0		1- 0					
4- 2		0- 0		0- 0		AWAY		0- 0		0- 1		4- 1					
3- 0		0- 0		0- 0		NEUTRAL		0- 0		0- 0		3- 0					
RPI	S	Opponent	Score	RPI	S	Opponent	Score	RPI	S	Opponent	Score	RPI	S	Opponent	Score		
						70 N	Baylor	2		3		118 N		Arkansas St.	0		3
						71 N	Central Ark.	0		3		148 A		UMES	1		3
												182 N		Wofford	1		3
												212 A		William & Mary	0		3
												229 N		UNC Greensboro	1		3
												241 N		Elon	3		2
												241 N		Elon	0		3
												262 N		Winthrop	2		3
												264 A		McNeese St.	3		1
												266 H		Radford	3		1
												267 N		Tex.-Pan American	0		3
												272 N		Fla. Atlantic	3		2
												273 A		Coppin St.	3		1
												297 N		South Carolina St.	3		1
												299 A		Norfolk St.	3		2
												310 A		Morgan St.	3		0
												312 A		Delaware St.	3		0
												313 A		N.C. Central	0		3
												315 A		Stetson	3		1
												319 N		Bethune-Cookman	3		2
												321 H		Howard	3		0
												321 N		Howard	3		0

LAST 10 GAMES																	
						312 A	Delaware St.	3		0		267 N		Tex.-Pan American	0		3
						148 A	UMES	1		3		299 A		Norfolk St.	3		2
						321 H	Howard	3		0		297 N		South Carolina St.	3		1
						273 A	Coppin St.	3		1		212 A		William & Mary	0		3
						310 A	Morgan St.	3		0		241 N		Elon	0		3

Non-Div. I Games:

Hampton

Average RPI Win:	267	WON-LOST RECORD	WINNING PCT. RANK	LAST 10 GAMES	STRENGTH OF SCHEDULE	OPP. STRENGTH OF SCHEDULE	TEAM RPI	ADJ RPI	CONF. RPI	ADJ CONF. RPI	
Average RPI Loss:	239										
DIV. I ONLY	12- 10	.54545	140	8- 2	291	311	238	.40978	250	28	29
DIV. I NON-CONF.	5- 6	.45455	186	1- 0	317	310	279	.37988	280	30	30
<hr/>											
TOTALS	RPI 1-25	RPI 26-50		W-L RECORDS		RPI 51-100		RPI 101-150		RPI 150+	
12- 10	0- 0	0- 0		OVERALL		0- 0		0- 0		12- 10	
6- 1	0- 0	0- 0		HOME		0- 0		0- 0		6- 1	
4- 5	0- 0	0- 0		AWAY		0- 0		0- 0		4- 5	
2- 4	0- 0	0- 0		NEUTRAL		0- 0		0- 0		2- 4	
5- 6	0- 0	0- 0		NON-CONFERENCE		0- 0		0- 0		5- 6	
1- 0	0- 0	0- 0		HOME		0- 0		0- 0		1- 0	
2- 2	0- 0	0- 0		AWAY		0- 0		0- 0		2- 2	
2- 4	0- 0	0- 0		NEUTRAL		0- 0		0- 0		2- 4	
7- 4	0- 0	0- 0		CONFERENCE		0- 0		0- 0		7- 4	
5- 1	0- 0	0- 0		HOME		0- 0		0- 0		5- 1	
2- 3	0- 0	0- 0		AWAY		0- 0		0- 0		2- 3	
0- 0	0- 0	0- 0		NEUTRAL		0- 0		0- 0		0- 0	
RPI	S	Opponent	Score	RPI	S	Opponent	Score	RPI	S	Opponent	Score
								156	N	Loyola Chicago	0 3
								161	N	Northern Ky.	3 2
								188	H	Siena	3 2
								206	A	Fairfield	1 3
								209	H	Canisius	1 3
								212	A	William & Mary	1 3
								225	N	Georgetown	0 3
								235	A	Harvard	0 3
								236	H	Niagara	3 1
								245	A	Loyola Maryland	3 2
								245	H	Loyola Maryland	3 0
								247	A	Iona	1 3
								281	H	Lafayette	3 0
								287	A	La Salle	3 1
								290	H	Marist	3 1
								293	A	Rider	2 3
								293	H	Rider	3 0
								300	N	Bucknell	1 3
								307	N	Campbell	1 3
								320	A	St. Francis (NY)	3 0
								326	A	Saint Peter's	3 1
								327	N	Providence	3 1
				LAST 10 GAMES							
				326	A	Saint Peter's	3 1	236	H	Niagara	3 1
				245	H	Loyola Maryland	3 0	293	H	Rider	3 0
				245	A	Loyola Maryland	3 2	188	H	Siena	3 2
				293	A	Rider	2 3	290	H	Marist	3 1
				209	H	Canisius	1 3	281	H	Lafayette	3 0

Non-Div. I Games:

Manhattan

Average RPI Win: 280		WON-LOST	WINNING	LAST 10	STRENGTH OF		OPP. STRENGTH	TEAM	ADJ	CONF.	ADJ CONF.
Average RPI Loss: 159		RECORD	PCT. RANK	GAMES	SCHEDULE		OF SCHEDULE	RPI	RPI	RPI	RPI
DIV. I ONLY		7- 14	.33333	256	1- 9		172	267	243	.40973	251
DIV. I NON-CONF.		7- 8	.46667	178	1- 3		214	273	223	.44431	230
TOTALS		RPI 1-25	RPI 26-50		W-L RECORDS		RPI 51-100		RPI 101-150		RPI 150+
7- 14	0- 0	0- 1		OVERALL		0- 2		0- 3		7- 8	
4- 4	0- 0	0- 0		HOME		0- 0		0- 1		4- 3	
1- 6	0- 0	0- 1		AWAY		0- 1		0- 1		1- 3	
2- 4	0- 0	0- 0		NEUTRAL		0- 1		0- 1		2- 2	
7- 8	0- 0	0- 1		NON-CONFERENCE		0- 1		0- 2		7- 4	
4- 1	0- 0	0- 0		HOME		0- 0		0- 0		4- 1	
1- 3	0- 0	0- 1		AWAY		0- 0		0- 1		1- 1	
2- 4	0- 0	0- 0		NEUTRAL		0- 1		0- 1		2- 2	
0- 6	0- 0	0- 0		CONFERENCE		0- 1		0- 1		0- 4	
0- 3	0- 0	0- 0		HOME		0- 0		0- 1		0- 2	
0- 3	0- 0	0- 0		AWAY		0- 1		0- 0		0- 2	
0- 0	0- 0	0- 0		NEUTRAL		0- 0		0- 0		0- 0	
RPI S	Opponent	Score	RPI S	Opponent	Score	RPI S	Opponent	Score	RPI S	Opponent	Score
			31 A	North Carolina St.	2 3	86 A	Northeastern	1 3	101 H	Towson	0 3
						100 N	Morehead St.	0 3	112 N	Rutgers	0 3
									143 A	Wake Forest	2 3
									158 H	LIU Brooklyn	1 3
									172 H	High Point	3 0
									193 A	Hofstra	1 3
									196 H	Delaware	2 3
									205 N	Youngstown St.	1 3
									212 H	William & Mary	0 3
									227 N	Davidson	1 3
									229 A	UNC Greensboro	2 3
									239 A	Georgia St.	2 3
									262 N	Winthrop	3 0
									296 H	Citadel	3 0
									299 A	Norfolk St.	3 0
									307 H	Campbell	3 0
									312 H	Delaware St.	3 0
									315 N	Stetson	3 0
LAST 10 GAMES											
			239 A	Georgia St.	2 3		212 H	William & Mary	0 3		
			101 H	Towson	0 3		296 H	Citadel	3 0		
			196 H	Delaware	2 3		100 N	Morehead St.	0 3		
			193 A	Hofstra	1 3		205 N	Youngstown St.	1 3		
			86 A	Northeastern	1 3		229 A	UNC Greensboro	2 3		

Non-Div. I Games:

UNC Wilmington

Average RPI Win: 228		WON-LOST	WINNING	LAST 10	STRENGTH OF		OPP. STRENGTH	TEAM	ADJ	CONF.	ADJ CONF.
Average RPI Loss: 151		RECORD	PCT. RANK	GAMES	SCHEDULE		OF SCHEDULE	RPI	RPI	RPI	RPI
DIV. I ONLY		7- 15	.31818 261	3- 7	197		200	250	.4085 252	21	21
DIV. I NON-CONF.		5- 9	.35714 239	1- 1	118		184	208	.45822 214	17	17
TOTALS		RPI 1-25	RPI 26-50	W-L RECORDS	RPI 51-100		RPI 101-150		RPI 150+		
7- 15	0- 0		0- 0	OVERALL	0- 4		1- 2		6- 9		
4- 9	0- 0		0- 0	HOME	0- 2		0- 1		4- 6		
1- 5	0- 0		0- 0	AWAY	0- 1		0- 1		1- 3		
2- 1	0- 0		0- 0	NEUTRAL	0- 1		1- 0		1- 0		
5- 9	0- 0		0- 0	NON-CONFERENCE	0- 4		1- 1		4- 4		
3- 5	0- 0		0- 0	HOME	0- 2		0- 0		3- 3		
0- 3	0- 0		0- 0	AWAY	0- 1		0- 1		0- 1		
2- 1	0- 0		0- 0	NEUTRAL	0- 1		1- 0		1- 0		
2- 6	0- 0		0- 0	CONFERENCE	0- 0		0- 1		2- 5		
1- 4	0- 0		0- 0	HOME	0- 0		0- 1		1- 3		
1- 2	0- 0		0- 0	AWAY	0- 0		0- 0		1- 2		
0- 0	0- 0		0- 0	NEUTRAL	0- 0		0- 0		0- 0		
RPI S	Opponent	Score	RPI S	Opponent	Score	RPI S	Opponent	Score	RPI S	Opponent	Score
						76 H	Southern Ill.	0 3	103 H	Rice	0 3
						85 A	Col. of Charleston	1 3	118 A	Arkansas St.	0 3
						92 H	Eastern Mich.	0 3	141 N	Fla. Gulf Coast	3 0
						95 N	Illinois St.	0 3	159 A	UTEP	1 3
									173 H	UALR	0 3
									174 H	Ill.-Chicago	3 2
									181 A	UAB	1 3
									181 H	UAB	2 3
									183 A	Toledo	1 3
									186 H	Houston	1 3
									195 H	Austin Peay	2 3
									200 H	La.-Lafayette	1 3
									201 N	North Florida	3 0
									223 H	Belmont	3 1
									233 H	UCF	0 3
									268 H	Southern Miss.	3 2
									291 A	Tulane	3 1
									295 H	Alabama A&M	3 0
			LAST 10 GAMES								
			268 H	Southern Miss.	3 2	291 A	Tulane	3 1			
			233 H	UCF	0 3	186 H	Houston	1 3			
			181 A	UAB	1 3	103 H	Rice	0 3			
			181 H	UAB	2 3	295 H	Alabama A&M	3 0			
			159 A	UTEP	1 3	200 H	La.-Lafayette	1 3			

Non-Div. I Games:

Memphis

Average RPI Win:		289	WON-LOST RECORD		WINNING PCT. RANK		LAST 10 GAMES		STRENGTH OF SCHEDULE		OPP. STRENGTH OF SCHEDULE		TEAM RPI		ADJ RPI		CONF. RPI		ADJ CONF. RPI			
Average RPI Loss:		146	7- 16		.30435 266		4- 6		162		233		245		.40832 253		20		20			
DIV. I ONLY			4- 11		.26667 265		1- 1		167		224		252		.41052 257		21		21			
DIV. I NON-CONF.																						
TOTALS		RPI 1-25		RPI 26-50		W-L RECORDS		RPI 51-100		RPI 101-150		RPI 150+										
7- 16		0- 2		0- 1		OVERALL		0- 3		0- 2		7- 8										
5- 3		0- 0		0- 0		HOME		0- 0		0- 0		5- 3										
1- 8		0- 0		0- 1		AWAY		0- 2		0- 2		1- 3										
1- 5		0- 2		0- 0		NEUTRAL		0- 1		0- 0		1- 2										
4- 11		0- 2		0- 1		NON-CONFERENCE		0- 2		0- 1		4- 5										
3- 1		0- 0		0- 0		HOME		0- 0		0- 0		3- 1										
0- 5		0- 0		0- 1		AWAY		0- 1		0- 1		0- 2										
1- 5		0- 2		0- 0		NEUTRAL		0- 1		0- 0		1- 2										
3- 5		0- 0		0- 0		CONFERENCE		0- 1		0- 1		3- 3										
2- 2		0- 0		0- 0		HOME		0- 0		0- 0		2- 2										
1- 3		0- 0		0- 0		AWAY		0- 1		0- 1		1- 1										
0- 0		0- 0		0- 0		NEUTRAL		0- 0		0- 0		0- 0										
RPI	S	Opponent		Score		RPI	S	Opponent		Score		RPI	S	Opponent		Score						
5	N	Oregon		0	3	31	A	North Carolina St.		0	3	78	A	Ohio		0	3	120	A	Samford	0	3
17	N	Kentucky		0	3							82	A	Furman		0	3	144	A	East Tenn. St.	0	3
												89	N	Central Mich.		1	3	161	H	Northern Ky.	1	3
																		182	A	Wofford	1	3
																		201	N	North Florida	1	3
																		214	N	Mercer	1	3
																		227	H	Davidson	0	3
																		229	H	UNC Greensboro	3	0
																		241	H	Elon	0	3
																		262	A	Winthrop	0	3
																		271	H	Appalachian St.	3	2
																		277	A	Chattanooga	3	1
																		279	A	UNC Asheville	2	3
																		288	H	Gardner-Webb	3	0
																		307	N	Campbell	3	2
																		326	H	Saint Peter's	3	0
																		328	H	N.C. A&T	3	0
LAST 10 GAMES																						
						182	A	Wofford		1	3	241	H	Elon		0	3					
						82	A	Furman		0	3	277	A	Chattanooga		3	1					
						227	H	Davidson		0	3	120	A	Samford		0	3					
						271	H	Appalachian St.		3	2	288	H	Gardner-Webb		3	0					
						229	H	UNC Greensboro		3	0	214	N	Mercer		1	3					

Non-Div. I Games:

Western Caro.

Average RPI Win: 264		WON-LOST	WINNING	LAST 10	STRENGTH OF		OPP. STRENGTH	TEAM	ADJ	CONF.	ADJ CONF.
Average RPI Loss: 140		RECORD	PCT. RANK	GAMES	SCHEDULE		OF SCHEDULE	RPI	RPI	RPI	RPI
DIV. I ONLY		4- 18	.18182 301	2- 8	94		219	249	.40766 254	22	22
DIV. I NON-CONF.		2- 11	.15385 297	0- 1	68		159	240	.42824 244	24	24
TOTALS		RPI 1-25	RPI 26-50	W-L RECORDS	RPI 51-100		RPI 101-150		RPI 150+		
4- 18	0- 1		0- 2	OVERALL	0- 3		0- 3		4- 9		
1- 3	0- 0		0- 0	HOME	0- 0		0- 1		1- 2		
1- 8	0- 1		0- 0	AWAY	0- 2		0- 2		1- 3		
2- 7	0- 0		0- 2	NEUTRAL	0- 1		0- 0		2- 4		
2- 11	0- 1		0- 2	NON-CONFERENCE	0- 3		0- 0		2- 5		
0- 0	0- 0		0- 0	HOME	0- 0		0- 0		0- 0		
0- 4	0- 1		0- 0	AWAY	0- 2		0- 0		0- 1		
2- 7	0- 0		0- 2	NEUTRAL	0- 1		0- 0		2- 4		
2- 7	0- 0		0- 0	CONFERENCE	0- 0		0- 3		2- 4		
1- 3	0- 0		0- 0	HOME	0- 0		0- 1		1- 2		
1- 4	0- 0		0- 0	AWAY	0- 0		0- 2		1- 2		
0- 0	0- 0		0- 0	NEUTRAL	0- 0		0- 0		0- 0		
RPI S	Opponent	Score	RPI S	Opponent	Score	RPI S	Opponent	Score	RPI S	Opponent	Score
12 A	Florida	0 3	31 N	North Carolina St.	0 3	58 N	Georgia Tech	0 3	116 A	Lipscomb	0 3
			46 N	Wisconsin	0 3	85 A	Col. of Charleston	2 3	141 H	Fla. Gulf Coast	0 3
						94 A	Ga. Southern	1 3	144 A	East Tenn. St.	0 3
									161 A	Northern Ky.	1 3
									165 N	Liberty	2 3
									169 N	South Ala.	0 3
									185 H	Kennesaw St.	2 3
									192 N	Sacramento St.	0 3
									200 N	La.-Lafayette	3 2
									201 H	North Florida	1 3
									211 N	Columbia	0 3
									214 H	Mercer	3 2
									233 A	UCF	0 3
									278 A	USC Upstate	0 3
									315 A	Stetson	3 0
									325 N	Savannah St.	3 0
			LAST 10 GAMES								
			278 A	USC Upstate	0 3	201 H	North Florida	1 3			
			144 A	East Tenn. St.	0 3	315 A	Stetson	3 0			
			214 H	Mercer	3 2	161 A	Northern Ky.	1 3			
			185 H	Kennesaw St.	2 3	116 A	Lipscomb	0 3			
			141 H	Fla. Gulf Coast	0 3	94 A	Ga. Southern	1 3			

Non-Div. I Games:

Jacksonville

Average RPI Win:		240	WON-LOST RECORD		WINNING PCT. RANK		LAST 10 GAMES		STRENGTH OF SCHEDULE		OPP. STRENGTH OF SCHEDULE		TEAM RPI		ADJ RPI		CONF. RPI		ADJ CONF. RPI					
DIV. I ONLY			5- 16		.2381		290		2- 8		165		135		257		.40753		255		24		24	
DIV. I NON-CONF.			3- 10		.23077		278		0- 2		120		60		232		.4451		228		23		23	
TOTALS		RPI 1-25		RPI 26-50		W-L RECORDS		RPI 51-100		RPI 101-150		RPI 150+												
5- 16		0- 2		0- 1		OVERALL		0- 3		1- 3		4- 7												
1- 3		0- 0		0- 0		HOME		0- 1		0- 1		1- 1												
2- 7		0- 1		0- 1		AWAY		0- 0		0- 1		2- 4												
2- 6		0- 1		0- 0		NEUTRAL		0- 2		1- 1		1- 2												
3- 10		0- 2		0- 1		NON-CONFERENCE		0- 2		1- 2		2- 3												
0- 0		0- 0		0- 0		HOME		0- 0		0- 0		0- 0												
1- 4		0- 1		0- 1		AWAY		0- 0		0- 1		1- 1												
2- 6		0- 1		0- 0		NEUTRAL		0- 2		1- 1		1- 2												
2- 6		0- 0		0- 0		CONFERENCE		0- 1		0- 1		2- 4												
1- 3		0- 0		0- 0		HOME		0- 1		0- 1		1- 1												
1- 3		0- 0		0- 0		AWAY		0- 0		0- 0		1- 3												
0- 0		0- 0		0- 0		NEUTRAL		0- 0		0- 0		0- 0												
RPI	S	Opponent		Score		RPI	S	Opponent		Score		RPI	S	Opponent		Score								
2	A	Penn St.		0	3	32	A	Marquette		0	3	93	N	Duquesne		0	3							
24	N	Michigan		0	3							98	N	Iowa		1	3							
												100	H	Morehead St.		2	3							
														106 A Oakland		0	3							
														126 N Portland		2	3							
														140 H Southeast Mo. St.		1	3							
														143 N Wake Forest		3	1							
														167 N Butler		0	3							
														174 A Ill.-Chicago		0	3							
														183 N Toledo		2	3							
														195 A Austin Peay		0	3							
														226 A DePaul		3	1							
														232 A Tennessee St.		0	3							
														256 A SIU Edwardsville		0	3							
														258 H UT Martin		1	3							
														261 H Eastern Ky.		3	1							
														282 A Murray St.		3	1							
														289 N Indiana St.		3	2							
LAST 10 GAMES						LAST 10 GAMES						LAST 10 GAMES												
282 A Murray St.						3	1	232 A Tennessee St.						0	3	232 A Tennessee St.						0	3	
195 A Austin Peay						0	3	256 A SIU Edwardsville						0	3	256 A SIU Edwardsville						0	3	
261 H Eastern Ky.						3	1	258 H UT Martin						1	3	258 H UT Martin						1	3	
100 H Morehead St.						2	3	140 H Southeast Mo. St.						1	3	140 H Southeast Mo. St.						1	3	
174 A Ill.-Chicago						0	3	2 A Penn St.						0	3	2 A Penn St.						0	3	

Non-Div. I Games:

Eastern Ill.

Average RPI Win: 240		WON-LOST	WINNING	LAST 10	STRENGTH OF		OPP. STRENGTH	TEAM	ADJ	CONF.	ADJ CONF.
Average RPI Loss: 170		RECORD	PCT. RANK	GAMES	SCHEDULE		OF SCHEDULE	RPI	RPI	RPI	RPI
DIV. I ONLY		7- 12	.36842	239	3- 7		247	224	253	.40636	256
DIV. I NON-CONF.		4- 7	.36364	234	0- 2		198	215	235	.43081	242
TOTALS		RPI 1-25	RPI 26-50		W-L RECORDS		RPI 51-100		RPI 101-150		RPI 150+
7- 12	0- 0	0- 1		OVERALL		0- 1		0- 3		7- 7	
4- 6	0- 0	0- 1		HOME		0- 1		0- 3		4- 1	
1- 4	0- 0	0- 0		AWAY		0- 0		0- 0		1- 4	
2- 2	0- 0	0- 0		NEUTRAL		0- 0		0- 0		2- 2	
4- 7	0- 0	0- 1		NON-CONFERENCE		0- 0		0- 2		4- 4	
1- 4	0- 0	0- 1		HOME		0- 0		0- 2		1- 1	
1- 1	0- 0	0- 0		AWAY		0- 0		0- 0		1- 1	
2- 2	0- 0	0- 0		NEUTRAL		0- 0		0- 0		2- 2	
3- 5	0- 0	0- 0		CONFERENCE		0- 1		0- 1		3- 3	
3- 2	0- 0	0- 0		HOME		0- 1		0- 1		3- 0	
0- 3	0- 0	0- 0		AWAY		0- 0		0- 0		0- 3	
0- 0	0- 0	0- 0		NEUTRAL		0- 0		0- 0		0- 0	
RPI S	Opponent	Score	RPI S	Opponent	Score	RPI S	Opponent	Score	RPI S	Opponent	Score
			47 H	Santa Clara	1 3	100 H	Morehead St.	1 3	114 H	Northern Ill.	0 3
									129 H	Montana St.	1 3
									140 H	Southeast Mo. St.	1 3
									156 N	Loyola Chicago	3 1
									187 A	Akron	0 3
									195 A	Austin Peay	0 3
									199 H	Western Ill.	3 1
									199 N	Western Ill.	2 3
									205 N	Youngstown St.	1 3
									213 H	Evansville	0 3
									223 A	Belmont	0 3
									255 H	Eastern Ill.	3 0
									258 H	UT Martin	3 0
									259 N	Binghamton	3 0
									261 H	Eastern Ky.	3 0
									282 A	Murray St.	1 3
									289 A	Indiana St.	3 2
LAST 10 GAMES											
			195 A	Austin Peay	0 3	255 H	Eastern Ill.	3 0			
			282 A	Murray St.	1 3	140 H	Southeast Mo. St.	1 3			
			100 H	Morehead St.	1 3	258 H	UT Martin	3 0			
			261 H	Eastern Ky.	3 0	213 H	Evansville	0 3			
			223 A	Belmont	0 3	114 H	Northern Ill.	0 3			

Non-Div. I Games:

SIU Edwardsville

Average RPI Win: 272		WON-LOST	WINNING	LAST 10	STRENGTH OF		OPP. STRENGTH	TEAM	ADJ	CONF.	ADJ CONF.
Average RPI Loss: 173		RECORD	PCT. RANK	GAMES	SCHEDULE		OF SCHEDULE	RPI	RPI	RPI	RPI
DIV. I ONLY		6- 12	.33333	256	5- 5		213	254	258	.40016	23
DIV. I NON-CONF.		4- 7	.36364	234	3- 0		149	261	231	.43799	22
TOTALS		RPI 1-25	RPI 26-50		W-L RECORDS		RPI 51-100		RPI 101-150		RPI 150+
6- 12	0- 0	0- 0		OVERALL		0- 4		0- 0		6- 8	
4- 2	0- 0	0- 0		HOME		0- 1		0- 0		4- 1	
0- 6	0- 0	0- 0		AWAY		0- 1		0- 0		0- 5	
2- 4	0- 0	0- 0		NEUTRAL		0- 2		0- 0		2- 2	
4- 7	0- 0	0- 0		NON-CONFERENCE		0- 3		0- 0		4- 4	
2- 0	0- 0	0- 0		HOME		0- 0		0- 0		2- 0	
0- 3	0- 0	0- 0		AWAY		0- 1		0- 0		0- 2	
2- 4	0- 0	0- 0		NEUTRAL		0- 2		0- 0		2- 2	
2- 5	0- 0	0- 0		CONFERENCE		0- 1		0- 0		2- 4	
2- 2	0- 0	0- 0		HOME		0- 1		0- 0		2- 1	
0- 3	0- 0	0- 0		AWAY		0- 0		0- 0		0- 3	
0- 0	0- 0	0- 0		NEUTRAL		0- 0		0- 0		0- 0	
RPI S	Opponent	Score	RPI S	Opponent	Score	RPI S	Opponent	Score	RPI S	Opponent	Score
						60 N	Fresno St.	0 3	168 A	Temple	0 3
						69 N	Northern Ariz.	0 3	184 A	Princeton	1 3
						81 A	Colorado	0 3	194 A	Penn	0 3
						83 H	Yale	0 3	211 A	Columbia	0 3
									220 H	Colgate	3 2
									235 H	Harvard	1 3
									259 H	Binghamton	3 2
									260 A	Fordham	2 3
									265 N	Stony Brook	0 3
									269 N	NJIT	2 3
									270 N	Central Conn. St.	3 1
									274 H	Brown	3 1
									300 N	Bucknell	3 2
									308 H	Dartmouth	3 2
LAST 10 GAMES											
						308 H	Dartmouth	3 2	274 H	Brown	3 1
						235 H	Harvard	1 3	83 H	Yale	0 3
						259 H	Binghamton	3 2	220 H	Colgate	3 2
						184 A	Princeton	1 3	211 A	Columbia	0 3
						194 A	Penn	0 3	270 N	Central Conn. St.	3 1

Non-Div. I Games:

Cornell

Average RPI Win:		282	WON-LOST RECORD		WINNING PCT. RANK		LAST 10 GAMES		STRENGTH OF SCHEDULE		OPP. STRENGTH OF SCHEDULE		TEAM RPI		ADJ RPI		CONF. RPI		ADJ CONF. RPI	
Average RPI Loss:		152																		
DIV. I ONLY			8- 14		.36364 245		5- 5		271		208		264		.39899 258		24		24	
DIV. I NON-CONF.			4- 10		.28571 259		1- 1		209		165		255		.41266 255		23		23	
TOTALS		RPI 1-25		RPI 26-50		W-L RECORDS		RPI 51-100		RPI 101-150		RPI 150+								
8- 14		0- 1		0- 1		OVERALL		0- 1		0- 3		8- 8								
4- 4		0- 0		0- 0		HOME		0- 0		0- 0		4- 4								
3- 5		0- 0		0- 1		AWAY		0- 1		0- 1		3- 2								
1- 5		0- 1		0- 0		NEUTRAL		0- 0		0- 2		1- 2								
4- 10		0- 1		0- 1		NON-CONFERENCE		0- 1		0- 2		4- 5								
2- 2		0- 0		0- 0		HOME		0- 0		0- 0		2- 2								
1- 3		0- 0		0- 1		AWAY		0- 1		0- 0		1- 1								
1- 5		0- 1		0- 0		NEUTRAL		0- 0		0- 2		1- 2								
4- 4		0- 0		0- 0		CONFERENCE		0- 0		0- 1		4- 3								
2- 2		0- 0		0- 0		HOME		0- 0		0- 0		2- 2								
2- 2		0- 0		0- 0		AWAY		0- 0		0- 1		2- 1								
0- 0		0- 0		0- 0		NEUTRAL		0- 0		0- 0		0- 0								
RPI S	Opponent		Score		RPI S	Opponent		Score		RPI S	Opponent		Score		RPI S	Opponent		Score		
13 N	Kansas		0 3		26 A	Arkansas		0 3		76 A	Southern Ill.		0 3		119 N	North Texas		1 3		
															125 N	Northwestern St.		1 3		
															140 A	Southeast Mo. St.		1 3		
															151 H	Troy		2 3		
															173 N	UALR		1 3		
															189 N	Nicholls St.		0 3		
															195 H	Austin Peay		0 3		
															213 A	Evansville		0 3		
															223 H	Belmont		3 2		
															226 H	DePaul		2 3		
															232 H	Tennessee St.		1 3		
															255 A	Eastern Ill.		3 1		
															256 A	SIU Edwardsville		0 3		
															282 H	Murray St.		3 1		
															285 N	Jackson St.		3 1		
															294 H	Wright St.		3 1		
															295 H	Alabama A&M		3 1		
															303 A	Tennessee Tech		3 2		
															316 A	Alabama St.		3 0		
					LAST 10 GAMES															
					223 H Belmont 3 2					303 A Tennessee Tech 3 2										
					232 H Tennessee St. 1 3					140 A Southeast Mo. St. 1 3										
					195 H Austin Peay 0 3					255 A Eastern Ill. 3 1										
					282 H Murray St. 3 1					256 A SIU Edwardsville 0 3										
					213 A Evansville 0 3					295 H Alabama A&M 3 1										

Non-Div. I Games:

UT Martin

Average RPI Win: 255		WON-LOST	WINNING	LAST 10	STRENGTH OF		OPP. STRENGTH	TEAM	ADJ	CONF.	ADJ CONF.
Average RPI Loss: 159		RECORD	PCT. RANK	GAMES	SCHEDULE		OF SCHEDULE	RPI	RPI	RPI	RPI
DIV. I ONLY		7- 15	.31818	261	5- 5		223	214	261	.39821	259
DIV. I NON-CONF.		3- 13	.1875	291	1- 3		156	166	266	.39149	269
TOTALS		RPI 1-25	RPI 26-50		W-L RECORDS		RPI 51-100		RPI 101-150		RPI 150+
7- 15	0- 1	0- 0		OVERALL		0- 3		0- 3		7- 8	
3- 1	0- 0	0- 0		HOME		0- 0		0- 0		3- 1	
3- 6	0- 0	0- 0		AWAY		0- 1		0- 2		3- 3	
1- 8	0- 1	0- 0		NEUTRAL		0- 2		0- 1		1- 4	
3- 13	0- 1	0- 0		NON-CONFERENCE		0- 3		0- 2		3- 7	
0- 0	0- 0	0- 0		HOME		0- 0		0- 0		0- 0	
2- 5	0- 0	0- 0		AWAY		0- 1		0- 1		2- 3	
1- 8	0- 1	0- 0		NEUTRAL		0- 2		0- 1		1- 4	
4- 2	0- 0	0- 0		CONFERENCE		0- 0		0- 1		4- 1	
3- 1	0- 0	0- 0		HOME		0- 0		0- 0		3- 1	
1- 1	0- 0	0- 0		AWAY		0- 0		0- 1		1- 0	
0- 0	0- 0	0- 0		NEUTRAL		0- 0		0- 0		0- 0	
RPI S	Opponent	Score		RPI S	Opponent	Score		RPI S	Opponent	Score	
25 N	Ohio St.	0	3					70 N	Baylor	2	3
								91 N	Texas Tech	0	3
								99 A	Maryland	0	3
								104 N	Seton Hall	2	3
								107 A	Boston College	0	3
								128 A	Albany (NY)	0	3
								159 N	UTEP	0	3
								187 A	Akron	2	3
								188 A	Siena	3	1
								188 N	Siena	2	3
								204 A	Syracuse	3	2
								205 N	Youngstown St.	2	3
								216 H	New Hampshire	1	3
								240 H	UMBC	3	0
								256 N	SIU Edwardsville	0	3
								257 A	Cornell	2	3
								260 N	Fordham	3	0
								265 H	Stony Brook	3	2
								291 A	Tulane	2	3
								298 A	Hartford	3	0
								327 H	Providence	3	0
LAST 10 GAMES											
265 H	Stony Brook	3	2	327 H	Providence	3	0				
257 A	Cornell	2	3	240 H	UMBC	3	0				
298 A	Hartford	3	0	204 A	Syracuse	3	2				
128 A	Albany (NY)	0	3	291 A	Tulane	2	3				
216 H	New Hampshire	1	3	159 N	UTEP	0	3				

Non-Div. I Games:

Binghamton

Average RPI Win: 267		WON-LOST RECORD		WINNING PCT. RANK		LAST 10 GAMES		STRENGTH OF SCHEDULE		OPP. STRENGTH OF SCHEDULE		TEAM RPI		ADJ RPI		CONF. RPI		ADJ CONF. RPI	
DIV. I ONLY		12- 14		.46154 195		5- 5		290		270		255		.39754 260		13		14	
DIV. I NON-CONF.		8- 11		.42105 207		1- 2		318		302		283		.36189 289		15		15	
TOTALS		RPI 1-25		RPI 26-50		W-L RECORDS		RPI 51-100		RPI 101-150		RPI 150+							
12- 14		0- 0		0- 1		OVERALL		1- 1		0- 3		11- 9							
6- 4		0- 0		0- 0		HOME		1- 0		0- 1		5- 3							
3- 6		0- 0		0- 1		AWAY		0- 0		0- 2		3- 3							
3- 4		0- 0		0- 0		NEUTRAL		0- 1		0- 0		3- 3							
8- 11		0- 0		0- 0		NON-CONFERENCE		0- 1		0- 2		8- 8							
4- 4		0- 0		0- 0		HOME		0- 0		0- 1		4- 3							
1- 3		0- 0		0- 0		AWAY		0- 0		0- 1		1- 2							
3- 4		0- 0		0- 0		NEUTRAL		0- 1		0- 0		3- 3							
4- 3		0- 0		0- 1		CONFERENCE		1- 0		0- 1		3- 1							
2- 0		0- 0		0- 0		HOME		1- 0		0- 0		1- 0							
2- 3		0- 0		0- 1		AWAY		0- 0		0- 1		2- 1							
0- 0		0- 0		0- 0		NEUTRAL		0- 0		0- 0		0- 0							
RPI S	Opponent	Score		RPI S	Opponent	Score		RPI S	Opponent	Score		RPI S	Opponent	Score					
				37 A	Dayton	0 3		77 H	VCU	3 1		107 A	Boston College	0 3					
								91 N	Texas Tech	1 3		111 A	Xavier	0 3					
												112 H	Rutgers	2 3					
												168 A	Temple	0 3					
												188 N	Siena	0 3					
												193 A	Hofstra	2 3					
												231 H	Charlotte	3 1					
												242 A	Rhode Island	3 1					
												257 H	Cornell	3 2					
												259 N	Binghamton	0 3					
												265 H	Stony Brook	2 3					
												269 H	NJIT	1 3					
												269 N	NJIT	3 2					
												281 H	Lafayette	3 1					
												287 A	La Salle	3 1					
												290 A	Marist	1 3					
												298 N	Hartford	2 3					
												300 A	Bucknell	3 0					
												300 H	Bucknell	3 0					
												306 H	Fairleigh Dickinson	3 2					
												320 H	St. Francis (NY)	2 3					
												322 N	Quinnipiac	3 1					
												327 N	Providence	3 0					
				LAST 10 GAMES															
				111 A	Xavier	0 3		320 H	St. Francis (NY)	2 3									
				37 A	Dayton	0 3		168 A	Temple	0 3									
				242 A	Rhode Island	3 1		287 A	La Salle	3 1									
				77 H	VCU	3 1		193 A	Hofstra	2 3									
				231 H	Charlotte	3 1		322 N	Quinnipiac	3 1									

Non-Div. I Games:

Fordham

Average RPI Win:	243	WON-LOST	WINNING	LAST 10	STRENGTH OF	OPP. STRENGTH	TEAM	ADJ	CONF.	ADJ CONF.	
Average RPI Loss:	162	RECORD	PCT. RANK	GAMES	SCHEDULE	OF SCHEDULE	RPI	RPI	RPI	RPI	
DIV. I ONLY	5- 13	.27778	278	2- 8	202	221	265	.39741	261	24	24
DIV. I NON-CONF.	3- 7	.3	252	0- 2	99	202	217	.45752	218	23	23
<hr/>											
TOTALS	RPI 1-25	RPI 26-50		W-L RECORDS	RPI 51-100		RPI 101-150		RPI 150+		
5- 13	0- 0	0- 2		OVERALL	0- 1		0- 3		5- 7		
1- 3	0- 0	0- 0		HOME	0- 1		0- 0		1- 2		
1- 7	0- 0	0- 2		AWAY	0- 0		0- 2		1- 3		
3- 3	0- 0	0- 0		NEUTRAL	0- 0		0- 1		3- 2		
<hr/>											
3- 7	0- 0	0- 2		NON-CONFERENCE	0- 0		0- 3		3- 2		
0- 0	0- 0	0- 0		HOME	0- 0		0- 0		0- 0		
0- 4	0- 0	0- 2		AWAY	0- 0		0- 2		0- 0		
3- 3	0- 0	0- 0		NEUTRAL	0- 0		0- 1		3- 2		
<hr/>											
2- 6	0- 0	0- 0		CONFERENCE	0- 1		0- 0		2- 5		
1- 3	0- 0	0- 0		HOME	0- 1		0- 0		1- 2		
1- 3	0- 0	0- 0		AWAY	0- 0		0- 0		1- 3		
0- 0	0- 0	0- 0		NEUTRAL	0- 0		0- 0		0- 0		
<hr/>											
RPI S	Opponent	Score	RPI S	Opponent	Score	RPI S	Opponent	Score	RPI S	Opponent	Score
			38 A	Notre Dame	0 3	100 H	Morehead St.	1 3	106 N	Oakland	0 3
			45 A	Michigan St.	0 3				110 A	Cleveland St.	0 3
									123 A	Marshall	0 3
									181 N	UAB	0 3
									191 A	Jacksonville St.	2 3
									195 H	Austin Peay	3 0
									205 N	Youngstown St.	3 2
									223 H	Belmont	0 3
									232 H	Tennessee St.	1 3
									246 N	Buffalo	3 2
									246 N	Buffalo	0 3
									255 A	Eastern Ill.	1 3
									256 A	SIU Edwardsville	0 3
									264 N	McNeese St.	3 0
									303 A	Tennessee Tech	3 1
<hr/>											
LAST 10 GAMES											
			191 A	Jacksonville St.	2 3	100 H	Morehead St.	1 3			
			303 A	Tennessee Tech	3 1	223 H	Belmont	0 3			
			255 A	Eastern Ill.	1 3	232 H	Tennessee St.	1 3			
			256 A	SIU Edwardsville	0 3	123 A	Marshall	0 3			
			195 H	Austin Peay	3 0	110 A	Cleveland St.	0 3			

Non-Div. I Games:

Eastern Ky.

W
i
n
t
h
r
o
p

Winthrop

Average RPI Win: 213		WON-LOST	WINNING	LAST 10	STRENGTH OF		OPP. STRENGTH	TEAM	ADJ	CONF.	ADJ CONF.
Average RPI Loss: 162		RECORD	PCT. RANK	GAMES	SCHEDULE		OF SCHEDULE	RPI	RPI	RPI	RPI
DIV. I ONLY		4- 15	.21053	298	2- 8		129	210	256	.39685	263
DIV. I NON-CONF.		2- 11	.15385	297	0- 4		142	207	273	.38245	279
TOTALS		RPI 1-25	RPI 26-50		W-L RECORDS		RPI 51-100		RPI 101-150		RPI 150+
4- 15	0- 0	0- 0		OVERALL		0- 4		0- 2		4- 9	
3- 5	0- 0	0- 0		HOME		0- 1		0- 1		3- 3	
1- 5	0- 0	0- 0		AWAY		0- 1		0- 0		1- 4	
0- 5	0- 0	0- 0		NEUTRAL		0- 2		0- 1		0- 2	
2- 11	0- 0	0- 0		NON-CONFERENCE		0- 3		0- 1		2- 7	
2- 3	0- 0	0- 0		HOME		0- 1		0- 0		2- 2	
0- 3	0- 0	0- 0		AWAY		0- 0		0- 0		0- 3	
0- 5	0- 0	0- 0		NEUTRAL		0- 2		0- 1		0- 2	
2- 4	0- 0	0- 0		CONFERENCE		0- 1		0- 1		2- 2	
1- 2	0- 0	0- 0		HOME		0- 0		0- 1		1- 1	
1- 2	0- 0	0- 0		AWAY		0- 1		0- 0		1- 1	
0- 0	0- 0	0- 0		NEUTRAL		0- 0		0- 0		0- 0	
RPI S	Opponent	Score	RPI S	Opponent	Score	RPI S	Opponent	Score	RPI S	Opponent	Score
						55 N	Virginia Tech	0 3	101 H	Towson	1 3
						59 N	Loyola Marymount	0 3	112 N	Rutgers	2 3
						74 H	South Carolina	0 3	170 A	James Madison	1 3
						86 A	Northeastern	0 3	172 A	High Point	2 3
									178 H	West Virginia	3 0
									193 A	Hofstra	3 1
									194 A	Penn	1 3
									196 H	Delaware	2 3
									208 A	American	0 3
									225 N	Georgetown	0 3
									236 H	Niagara	0 3
									239 H	Georgia St.	3 0
									240 H	UMBC	3 2
									266 N	Radford	0 3
									275 H	Navy	1 3
LAST 10 GAMES											
						196 H	Delaware	2 3	239 H	Georgia St.	3 0
						101 H	Towson	1 3	112 N	Rutgers	2 3
						193 A	Hofstra	3 1	266 N	Radford	0 3
						86 A	Northeastern	0 3	194 A	Penn	1 3
						170 A	James Madison	1 3	59 N	Loyola Marymount	0 3

Non-Div. I Games:

George Mason

Average RPI Win: 288		WON-LOST	WINNING	LAST 10	STRENGTH OF		OPP. STRENGTH	TEAM	ADJ	CONF.	ADJ CONF.
Average RPI Loss: 157		RECORD	PCT. RANK	GAMES	SCHEDULE		OF SCHEDULE	RPI	RPI	RPI	RPI
DIV. I ONLY		6- 16	.27273	279	4- 6		179	252	266	.39573	264
DIV. I NON-CONF.		5- 8	.38462	224	3- 0		257	293	259	.40643	261
TOTALS		RPI 1-25	RPI 26-50		W-L RECORDS		RPI 51-100		RPI 101-150		RPI 150+
6- 16	0- 0	0- 1		OVERALL		0- 3		0- 3		6- 9	
3- 7	0- 0	0- 0		HOME		0- 2		0- 3		3- 2	
2- 6	0- 0	0- 1		AWAY		0- 1		0- 0		2- 4	
1- 3	0- 0	0- 0		NEUTRAL		0- 0		0- 0		1- 3	
5- 8	0- 0	0- 1		NON-CONFERENCE		0- 1		0- 1		5- 5	
2- 3	0- 0	0- 0		HOME		0- 1		0- 1		2- 1	
2- 2	0- 0	0- 1		AWAY		0- 0		0- 0		2- 1	
1- 3	0- 0	0- 0		NEUTRAL		0- 0		0- 0		1- 3	
1- 8	0- 0	0- 0		CONFERENCE		0- 2		0- 2		1- 4	
1- 4	0- 0	0- 0		HOME		0- 1		0- 2		1- 1	
0- 4	0- 0	0- 0		AWAY		0- 1		0- 0		0- 3	
0- 0	0- 0	0- 0		NEUTRAL		0- 0		0- 0		0- 0	
RPI S	Opponent	Score	RPI S	Opponent	Score	RPI S	Opponent	Score	RPI S	Opponent	Score
			45 A	Michigan St.	0 3	70 H	Baylor	1 3	117 H	Sam Houston St.	0 3
						71 A	Central Ark.	1 3	118 H	Arkansas St.	0 3
						88 H	A&M-Corpus Christi	1 3	125 H	Northwestern St.	0 3
									152 H	Stephen F. Austin	0 3
									163 A	Oral Roberts	0 3
									177 N	Houston Baptist	0 3
									189 A	Nicholls St.	1 3
									200 A	La.-Lafayette	0 3
									205 N	Youngstown St.	2 3
									228 H	Lamar	3 0
									249 H	Hampton	1 3
									261 N	Eastern Ky.	0 3
									268 N	Southern Miss.	3 2
									276 A	Southeastern La.	1 3
									302 A	New Orleans	3 1
									305 A	Prairie View	3 1
									305 H	Prairie View	3 1
									319 H	Bethune-Cookman	3 0
LAST 10 GAMES											
			88 H	A&M-Corpus Christi	1 3	305 A	Prairie View	3 1			
			117 H	Sam Houston St.	0 3	305 H	Prairie View	3 1			
			163 A	Oral Roberts	0 3	125 H	Northwestern St.	0 3			
			71 A	Central Ark.	1 3	152 H	Stephen F. Austin	0 3			
			228 H	Lamar	3 0	302 A	New Orleans	3 1			

Non-Div. I Games:

McNeese St.

Average RPI Win: 296		WON-LOST	WINNING	LAST 10	STRENGTH OF		OPP. STRENGTH	TEAM	ADJ	CONF.	ADJ CONF.
Average RPI Loss: 164		RECORD	PCT. RANK	GAMES	SCHEDULE		OF SCHEDULE	RPI	RPI	RPI	RPI
DIV. I ONLY		7- 12	.36842	239	4- 6		264	273	269	.39397	265
DIV. I NON-CONF.		5- 8	.38462	224	2- 2		194	256	234	.43355	240
TOTALS		RPI 1-25	RPI 26-50		W-L RECORDS		RPI 51-100		RPI 101-150		RPI 150+
7- 12	0- 0	0- 1		OVERALL		0- 1		0- 3		7- 7	
1- 2	0- 0	0- 0		HOME		0- 0		0- 1		1- 1	
2- 6	0- 0	0- 0		AWAY		0- 1		0- 1		2- 4	
4- 4	0- 0	0- 1		NEUTRAL		0- 0		0- 1		4- 2	
5- 8	0- 0	0- 1		NON-CONFERENCE		0- 1		0- 2		5- 4	
0- 1	0- 0	0- 0		HOME		0- 0		0- 0		0- 1	
1- 3	0- 0	0- 0		AWAY		0- 1		0- 1		1- 1	
4- 4	0- 0	0- 1		NEUTRAL		0- 0		0- 1		4- 2	
2- 4	0- 0	0- 0		CONFERENCE		0- 0		0- 1		2- 3	
1- 1	0- 0	0- 0		HOME		0- 0		0- 1		1- 0	
1- 3	0- 0	0- 0		AWAY		0- 0		0- 0		1- 3	
0- 0	0- 0	0- 0		NEUTRAL		0- 0		0- 0		0- 0	
RPI S	Opponent	Score	RPI S	Opponent	Score	RPI S	Opponent	Score	RPI S	Opponent	Score
			28 N	Texas A&M	0 3	83 A	Yale	0 3	104 A	Seton Hall	2 3
									124 N	Indiana	1 3
									128 H	Albany (NY)	1 3
									155 A	Army	2 3
									158 H	LIU Brooklyn	1 3
									208 N	American	0 3
									216 A	New Hampshire	1 3
									240 A	UMBC	0 3
									257 N	Cornell	3 0
									259 A	Binghamton	2 3
									260 A	Fordham	3 2
									269 N	NJIT	2 3
									298 H	Hartford	3 1
									300 N	Bucknell	3 2
									310 N	Morgan St.	3 0
									322 N	Quinnipiac	3 0
									327 A	Providence	3 0
LAST 10 GAMES											
			240 A	UMBC	0 3		298 H	Hartford	3 1		
			259 A	Binghamton	2 3		158 H	LIU Brooklyn	1 3		
			327 A	Providence	3 0		310 N	Morgan St.	3 0		
			216 A	New Hampshire	1 3		104 A	Seton Hall	2 3		
			128 H	Albany (NY)	1 3		300 N	Bucknell	3 2		

Non-Div. I Games:

Stony Brook

Average RPI Win: 289		WON-LOST	WINNING	LAST 10	STRENGTH OF		OPP. STRENGTH	TEAM	ADJ	CONF.	ADJ CONF.
Average RPI Loss: 204		RECORD	PCT. RANK	GAMES	SCHEDULE		OF SCHEDULE	RPI	RPI	RPI	RPI
DIV. I ONLY		13- 11	.54167	147	319		291	262	.39345	266	26
DIV. I NON-CONF.		10- 7	.58824	129	321		282	256	.40755	260	27
TOTALS		RPI 1-25	RPI 26-50		W-L RECORDS		RPI 51-100		RPI 101-150		RPI 150+
13- 11	0- 0	0- 0		OVERALL		0- 0		0- 2		13- 9	
4- 3	0- 0	0- 0		HOME		0- 0		0- 0		4- 3	
5- 6	0- 0	0- 0		AWAY		0- 0		0- 0		5- 6	
4- 2	0- 0	0- 0		NEUTRAL		0- 0		0- 2		4- 0	
10- 7	0- 0	0- 0		NON-CONFERENCE		0- 0		0- 2		10- 5	
3- 2	0- 0	0- 0		HOME		0- 0		0- 0		3- 2	
3- 3	0- 0	0- 0		AWAY		0- 0		0- 0		3- 3	
4- 2	0- 0	0- 0		NEUTRAL		0- 0		0- 2		4- 0	
3- 4	0- 0	0- 0		CONFERENCE		0- 0		0- 0		3- 4	
1- 1	0- 0	0- 0		HOME		0- 0		0- 0		1- 1	
2- 3	0- 0	0- 0		AWAY		0- 0		0- 0		2- 3	
0- 0	0- 0	0- 0		NEUTRAL		0- 0		0- 0		0- 0	
RPI S	Opponent	Score	RPI S	Opponent	Score	RPI S	Opponent	Score	RPI S	Opponent	Score
									112 N	Rutgers	0 3
									148 N	UMES	1 3
									165 A	Liberty	0 3
									170 A	James Madison	0 3
									172 H	High Point	1 3
									178 A	West Virginia	1 3
									194 A	Penn	3 1
									234 A	Coastal Caro.	2 3
									241 H	Elon	2 3
									249 A	Hampton	1 3
									263 N	George Mason	3 0
									269 N	NJIT	3 1
									279 A	UNC Asheville	3 0
									282 H	Murray St.	0 3
									284 H	Saint Francis (PA)	3 0
									286 A	Charleston So.	3 0
									288 A	Gardner-Webb	1 3
									294 N	Wright St.	3 0
									296 H	Citadel	3 2
									307 H	Campbell	3 0
									313 H	N.C. Central	3 1
									320 A	St. Francis (NY)	3 0
									326 N	Saint Peter's	3 0
									328 A	N.C. A&T	3 0
LAST 10 GAMES											
						286 A	Charleston So.	3 0	288 A	Gardner-Webb	1 3
						234 A	Coastal Caro.	2 3	279 A	UNC Asheville	3 0
						328 A	N.C. A&T	3 0	313 H	N.C. Central	3 1
						307 H	Campbell	3 0	165 A	Liberty	0 3
						172 H	High Point	1 3	194 A	Penn	3 1

Non-Div. I Games:

Radford

Average RPI Win: 296		WON-LOST	WINNING	LAST 10	STRENGTH OF	OPP. STRENGTH	TEAM	ADJ	CONF.	ADJ CONF.						
Average RPI Loss: 183		RECORD	PCT. RANK	GAMES	SCHEDULE	OF SCHEDULE	RPI	RPI	RPI	RPI						
DIV. I ONLY		9- 10	.47368	188	7- 1	306	295	268	.39326	267	25	25				
DIV. I NON-CONF.		7- 9	.4375	199	5- 0	300	303	269	.38597	274	25	25				
<hr/>																
TOTALS		RPI 1-25		RPI 26-50		W-L RECORDS		RPI 51-100		RPI 101-150		RPI 150+				
9- 10		0- 0		0- 0		OVERALL		0- 2		0- 2		9- 6				
2- 2		0- 0		0- 0		HOME		0- 1		0- 1		2- 0				
3- 3		0- 0		0- 0		AWAY		0- 1		0- 0		3- 2				
4- 5		0- 0		0- 0		NEUTRAL		0- 0		0- 1		4- 4				
7- 9		0- 0		0- 0		NON-CONFERENCE		0- 2		0- 1		7- 6				
1- 1		0- 0		0- 0		HOME		0- 1		0- 0		1- 0				
2- 3		0- 0		0- 0		AWAY		0- 1		0- 0		2- 2				
4- 5		0- 0		0- 0		NEUTRAL		0- 0		0- 1		4- 4				
2- 1		0- 0		0- 0		CONFERENCE		0- 0		0- 1		2- 0				
1- 1		0- 0		0- 0		HOME		0- 0		0- 1		1- 0				
1- 0		0- 0		0- 0		AWAY		0- 0		0- 0		1- 0				
0- 0		0- 0		0- 0		NEUTRAL		0- 0		0- 0		0- 0				
RPI	S	Opponent		Score	RPI	S	Opponent		Score	RPI	S	Opponent		Score		
							88	H	A&M-Corpus Christi	1	3	125	N	Northwestern St.	0	3
							91	A	Texas Tech	0	3	137	H	Utah Valley	2	3
												152	N	Stephen F. Austin	2	3
												198	N	San Jose St.	0	3
												210	A	Texas-Arlington	1	3
												243	N	Weber St.	1	3
												249	N	Hampton	3	0
												269	A	NJIT	3	1
												276	A	Southeastern La.	0	3
												292	A	Texas Southern	3	1
												292	H	Texas Southern	3	0
												297	N	South Carolina St.	3	2
												299	A	Norfolk St.	3	0
												309	N	Louisiana Tech	1	3
												317	H	Chicago St.	3	2
												323	N	Southern U.	3	0
												325	N	Savannah St.	3	0
<hr/>																
LAST 10 GAMES																
							317	H	Chicago St.	3	2	297	N	South Carolina St.	3	2
							137	H	Utah Valley	2	3	299	A	Norfolk St.	3	0
							269	A	NJIT	3	1	292	H	Texas Southern	3	0
							292	A	Texas Southern	3	1	323	N	Southern U.	3	0
							249	N	Hampton	3	0	243	N	Weber St.	1	3

Non-Div. I Games: Texas-Brownsville 2 3 Tex. A&M-Kingsville 2 3

Tex.-Pan American

Average RPI Win:	282	WON-LOST RECORD	WINNING PCT. RANK	LAST 10 GAMES	STRENGTH OF SCHEDULE	OPP. STRENGTH OF SCHEDULE	TEAM RPI	ADJ RPI	CONF. RPI	ADJ CONF. RPI					
DIV. I ONLY		6- 14	.3	267	2- 8	230	246	273	.39242	268	21	21			
DIV. I NON-CONF.		4- 8	.33333	244	0- 2	164	264	246	.42816	245	17	17			
<hr/>															
TOTALS	RPI 1-25	RPI 26-50		W-L RECORDS		RPI 51-100		RPI 101-150		RPI 150+					
6- 14	0- 0	0- 0		OVERALL		0- 2		0- 3		6- 9					
2- 4	0- 0	0- 0		HOME		0- 2		0- 0		2- 2					
2- 6	0- 0	0- 0		AWAY		0- 0		0- 1		2- 5					
2- 4	0- 0	0- 0		NEUTRAL		0- 0		0- 2		2- 2					
<hr/>															
4- 8	0- 0	0- 0		NON-CONFERENCE		0- 1		0- 2		4- 5					
1- 2	0- 0	0- 0		HOME		0- 1		0- 0		1- 1					
1- 2	0- 0	0- 0		AWAY		0- 0		0- 0		1- 2					
2- 4	0- 0	0- 0		NEUTRAL		0- 0		0- 2		2- 2					
<hr/>															
2- 6	0- 0	0- 0		CONFERENCE		0- 1		0- 1		2- 4					
1- 2	0- 0	0- 0		HOME		0- 1		0- 0		1- 1					
1- 4	0- 0	0- 0		AWAY		0- 0		0- 1		1- 3					
0- 0	0- 0	0- 0		NEUTRAL		0- 0		0- 0		0- 0					
<hr/>															
RPI	S	Opponent	Score	RPI	S	Opponent	Score	RPI	S	Opponent	Score				
				63 H Tulsa				1	3	123 A Marshall	2	3			
				71 H Central Ark.				0	3	125 N Northwestern St.	1	3			
												125 N Northwestern St.	0	3	
												152 A Stephen F. Austin	1	3	
												159 A UTEP	1	3	
												166 H SMU	0	3	
												169 H South Ala.	0	3	
												177 N Houston Baptist	1	3	
												181 A UAB	0	3	
												200 A La.-Lafayette	0	3	
												210 A Texas-Arlington	3	0	
												252 A Memphis	2	3	
												264 N McNeese St.	2	3	
												280 N Robert Morris	3	0	
												290 N Marist	3	0	
												291 H Tulane	3	2	
												309 H Louisiana Tech	3	0	
												311 A East Carolina	3	2	

Non-Div. I Games:

Southern Miss.

Average RPI Win: 293		WON-LOST RECORD		WINNING PCT. RANK		LAST 10 GAMES		STRENGTH OF SCHEDULE		OPP. STRENGTH OF SCHEDULE		TEAM RPI		ADJ RPI		CONF. RPI		ADJ CONF. RPI	
DIV. I ONLY		8- 12		.4 218		3- 7		268		301		267		.39235 269		25		25	
DIV. I NON-CONF.		7- 9		.4375 199		2- 4		261		312		251		.41008 258		25		25	
TOTALS		RPI 1-25		RPI 26-50		W-L RECORDS		RPI 51-100		RPI 101-150		RPI 150+							
8- 12		0- 0		0- 0		OVERALL		0- 1		0- 3		8- 8							
1- 2		0- 0		0- 0		HOME		0- 0		0- 0		1- 2							
5- 4		0- 0		0- 0		AWAY		0- 0		0- 1		5- 2							
2- 6		0- 0		0- 0		NEUTRAL		0- 1		0- 2		2- 3							
7- 9		0- 0		0- 0		NON-CONFERENCE		0- 1		0- 2		7- 6							
1- 0		0- 0		0- 0		HOME		0- 0		0- 0		1- 0							
4- 3		0- 0		0- 0		AWAY		0- 0		0- 0		4- 3							
2- 6		0- 0		0- 0		NEUTRAL		0- 1		0- 2		2- 3							
1- 3		0- 0		0- 0		CONFERENCE		0- 0		0- 1		1- 2							
0- 2		0- 0		0- 0		HOME		0- 0		0- 0		0- 2							
1- 1		0- 0		0- 0		AWAY		0- 0		0- 1		1- 0							
0- 0		0- 0		0- 0		NEUTRAL		0- 0		0- 0		0- 0							
RPI	S	Opponent		Score		RPI	S	Opponent		Score		RPI	S	Opponent		Score			

Non-Div. I Games:

NJIT

Average RPI Win: 295		WON-LOST RECORD		WINNING PCT. RANK		LAST 10 GAMES		STRENGTH OF SCHEDULE		OPP. STRENGTH OF SCHEDULE		TEAM RPI		ADJ RPI		CONF. RPI		ADJ CONF. RPI	
DIV. I ONLY		11- 10		.52381 153		6- 4		310		309		263		.39078 270		31		31	
DIV. I NON-CONF.		4- 8		.33333 244		0- 2		298		294		286		.36297 288		31		31	
TOTALS		RPI 1-25		RPI 26-50		W-L RECORDS		RPI 51-100		RPI 101-150		RPI 150+							
11- 10		0- 0		0- 0		OVERALL		0- 0		0- 1		11- 9							
3- 3		0- 0		0- 0		HOME		0- 0		0- 1		3- 2							
5- 4		0- 0		0- 0		AWAY		0- 0		0- 0		5- 4							
3- 3		0- 0		0- 0		NEUTRAL		0- 0		0- 0		3- 3							
4- 8		0- 0		0- 0		NON-CONFERENCE		0- 0		0- 1		4- 7							
1- 2		0- 0		0- 0		HOME		0- 0		0- 1		1- 1							
1- 3		0- 0		0- 0		AWAY		0- 0		0- 0		1- 3							
2- 3		0- 0		0- 0		NEUTRAL		0- 0		0- 0		2- 3							
7- 2		0- 0		0- 0		CONFERENCE		0- 0		0- 0		7- 2							
2- 1		0- 0		0- 0		HOME		0- 0		0- 0		2- 1							
4- 1		0- 0		0- 0		AWAY		0- 0		0- 0		4- 1							
1- 0		0- 0		0- 0		NEUTRAL		0- 0		0- 0		1- 0							
RPI S	Opponent	Score		RPI S	Opponent	Score		RPI S	Opponent	Score		RPI S	Opponent	Score					
										115 H	St. John's (NY)	1	3						
										158 A	LIU Brooklyn	0	3						
										168 A	Temple	1	3						
										178 A	West Virginia	0	3						
										212 N	William & Mary	3	2						
										216 A	New Hampshire	2	3						
										245 N	Loyola Maryland	1	3						
										257 N	Cornell	1	3						
										274 H	Brown	0	3						
										275 N	Navy	0	3						
										280 H	Robert Morris	0	3						
										283 A	Sacred Heart	3	1						
										284 H	Saint Francis (PA)	3	1						
										284 N	Saint Francis (PA)	3	1						
										298 A	Hartford	3	1						
										304 A	Bryant	3	1						
										306 A	Fairleigh Dickinson	3	1						
										318 H	Holy Cross	3	0						
										318 N	Holy Cross	3	2						
										320 A	St. Francis (NY)	3	0						
										322 H	Quinnipiac	3	0						
LAST 10 GAMES																			
										158 A	LIU Brooklyn	0	3						
										322 H	Quinnipiac	3	0						
										304 A	Bryant	3	1						
										283 A	Sacred Heart	3	1						
										275 N	Navy	0	3						

Non-Div. I Games:

Central Conn. St.

Average RPI Win: 257		WON-LOST RECORD		WINNING PCT. RANK		LAST 10 GAMES		STRENGTH OF SCHEDULE		OPP. STRENGTH OF SCHEDULE		TEAM RPI		ADJ RPI		CONF. RPI		ADJ CONF. RPI	
DIV. I ONLY		5- 17		.22727 292		2- 8		173		193		271		.39053 271		20		20	
DIV. I NON-CONF.		4- 10		.28571 259		1- 1		222		145		258		.41113 256		21		21	
TOTALS		RPI 1-25		RPI 26-50		W-L RECORDS		RPI 51-100		RPI 101-150		RPI 150+							
5- 17		0- 1		0- 1		OVERALL		0- 3		0- 4		5- 8							
2- 2		0- 0		0- 0		HOME		0- 1		0- 0		2- 1							
0- 10		0- 0		0- 0		AWAY		0- 2		0- 3		0- 5							
3- 5		0- 1		0- 1		NEUTRAL		0- 0		0- 1		3- 2							
4- 10		0- 1		0- 1		NON-CONFERENCE		0- 1		0- 3		4- 4							
1- 0		0- 0		0- 0		HOME		0- 0		0- 0		1- 0							
0- 5		0- 0		0- 0		AWAY		0- 1		0- 2		0- 2							
3- 5		0- 1		0- 1		NEUTRAL		0- 0		0- 1		3- 2							
1- 7		0- 0		0- 0		CONFERENCE		0- 2		0- 1		1- 4							
1- 2		0- 0		0- 0		HOME		0- 1		0- 0		1- 1							
0- 5		0- 0		0- 0		AWAY		0- 1		0- 1		0- 3							
0- 0		0- 0		0- 0		NEUTRAL		0- 0		0- 0		0- 0							
RPI S	Opponent		Score		RPI S	Opponent		Score		RPI S	Opponent		Score		RPI S	Opponent		Score	
10 N	Minnesota		0 3		48 N	Missouri		0 3		77 A	VCU		2 3		104 N	Seton Hall		1 3	
										82 A	Furman		0 3		116 A	Lipscomb		0 3	
										94 H	Ga. Southern		1 3		120 A	Samford		0 3	
															143 A	Wake Forest		0 3	
															157 N	Virginia		0 3	
															170 A	James Madison		0 3	
															182 A	Wofford		0 3	
															183 N	Toledo		0 3	
															186 N	Houston		3 2	
															225 N	Georgetown		3 2	
															229 H	UNC Greensboro		1 3	
															241 H	Elon		3 1	
															253 A	Western Caro.		2 3	
															262 A	Winthrop		0 3	
															277 A	Chattanooga		0 3	
															307 N	Campbell		3 0	
															328 H	N.C. A&T		3 0	
LAST 10 GAMES																			
					82 A	Furman	0 3			241 H	Elon	3 1							
					182 A	Wofford	0 3			120 A	Samford	0 3							
					94 H	Ga. Southern	1 3			277 A	Chattanooga	0 3							
					253 A	Western Caro.	2 3			328 H	N.C. A&T	3 0							
					229 H	UNC Greensboro	1 3			183 N	Toledo	0 3							

Non-Div. I Games:

Appalachian St.

Average RPI Win: 274		WON-LOST	WINNING	LAST 10	STRENGTH OF		OPP. STRENGTH	TEAM	ADJ	CONF.	ADJ CONF.
Average RPI Loss: 150		RECORD	PCT. RANK	GAMES	SCHEDULE		OF SCHEDULE	RPI	RPI	RPI	RPI
DIV. I ONLY		6- 13	.31579	264	259		207	274	.38971	272	15
DIV. I NON-CONF.		5- 6	.45455	186	305		248	261	.40615	262	14
TOTALS		RPI 1-25	RPI 26-50		W-L RECORDS		RPI 51-100		RPI 101-150		RPI 150+
6- 13	0- 0	0- 1		OVERALL		0- 2		0- 2		6- 8	
3- 3	0- 0	0- 0		HOME		0- 0		0- 1		3- 2	
2- 5	0- 0	0- 1		AWAY		0- 1		0- 0		2- 3	
1- 5	0- 0	0- 0		NEUTRAL		0- 1		0- 1		1- 3	
5- 6	0- 0	0- 0		NON-CONFERENCE		0- 2		0- 1		5- 3	
2- 0	0- 0	0- 0		HOME		0- 0		0- 0		2- 0	
2- 1	0- 0	0- 0		AWAY		0- 1		0- 0		2- 0	
1- 5	0- 0	0- 0		NEUTRAL		0- 1		0- 1		1- 3	
1- 7	0- 0	0- 1		CONFERENCE		0- 0		0- 1		1- 5	
1- 3	0- 0	0- 0		HOME		0- 0		0- 1		1- 2	
0- 4	0- 0	0- 1		AWAY		0- 0		0- 0		0- 3	
0- 0	0- 0	0- 0		NEUTRAL		0- 0		0- 0		0- 0	
RPI S	Opponent	Score	RPI S	Opponent	Score	RPI S	Opponent	Score	RPI S	Opponent	Score
			33 A	Western Ky.	0 3	51 A	Arizona St.	0 3	118 H	Arkansas St.	1 3
						71 N	Central Ark.	0 3	146 N	Gonzaga	2 3
									151 A	Troy	0 3
									164 A	Middle Tenn.	1 3
									169 A	South Ala.	0 3
									173 H	UALR	2 3
									179 N	Villanova	3 1
									182 N	Wofford	1 3
									197 H	FIU	2 3
									200 H	La.-Lafayette	3 2
									244 N	UC Riverside	2 3
									249 N	Hampton	2 3
									315 A	Stetson	3 2
									315 A	Stetson	3 2
									318 H	Holy Cross	3 0
									319 H	Bethune-Cookman	3 0
LAST 10 GAMES											
			33 A	Western Ky.	0 3	151 A	Troy	0 3			
			164 A	Middle Tenn.	1 3	169 A	South Ala.	0 3			
			318 H	Holy Cross	3 0	319 H	Bethune-Cookman	3 0			
			200 H	La.-Lafayette	3 2	173 H	UALR	2 3			
			197 H	FIU	2 3	118 H	Arkansas St.	1 3			

Non-Div. I Games:

Fla. Atlantic

Average RPI Win:	309	WON-LOST RECORD	WINNING PCT. RANK	LAST 10 GAMES	STRENGTH OF SCHEDULE	OPP. STRENGTH OF SCHEDULE	TEAM RPI	ADJ RPI	CONF. RPI	ADJ CONF. RPI	
Average RPI Loss:	203										
DIV. I ONLY	8- 9	.47059	193	6- 4	304	322	275	.38942	273	32	32
DIV. I NON-CONF.	3- 7	.3	252	2- 2	207	323	271	.39028	270	32	32
<hr/>											
TOTALS	RPI 1-25	RPI 26-50		W-L RECORDS		RPI 51-100		RPI 101-150		RPI 150+	
8- 9	0- 0	0- 0		OVERALL		0- 0		0- 3		8- 6	
4- 3	0- 0	0- 0		HOME		0- 0		0- 0		4- 3	
3- 3	0- 0	0- 0		AWAY		0- 0		0- 1		3- 2	
1- 3	0- 0	0- 0		NEUTRAL		0- 0		0- 2		1- 1	
<hr/>											
3- 7	0- 0	0- 0		NON-CONFERENCE		0- 0		0- 2		3- 5	
1- 2	0- 0	0- 0		HOME		0- 0		0- 0		1- 2	
1- 2	0- 0	0- 0		AWAY		0- 0		0- 0		1- 2	
1- 3	0- 0	0- 0		NEUTRAL		0- 0		0- 2		1- 1	
<hr/>											
5- 2	0- 0	0- 0		CONFERENCE		0- 0		0- 1		5- 1	
3- 1	0- 0	0- 0		HOME		0- 0		0- 0		3- 1	
2- 1	0- 0	0- 0		AWAY		0- 0		0- 1		2- 0	
0- 0	0- 0	0- 0		NEUTRAL		0- 0		0- 0		0- 0	
<hr/>											
RPI S	Opponent	Score	RPI S	Opponent	Score	RPI S	Opponent	Score	RPI S	Opponent	Score
						101 N Towson 0 3					
						115 N St. John's (NY) 0 3					
						148 A UMES 0 3					
						205 H Youngstown St. 1 3					
						208 A American 0 3					
						240 N UMBC 0 3					
						245 A Loyola Maryland 0 3					
						249 H Hampton 1 3					
						281 A Lafayette 3 2					
						299 H Norfolk St. 3 0					
						304 H Bryant 3 1					
						310 A Morgan St. 3 1					
						312 A Delaware St. 3 1					
						317 H Chicago St. 1 3					
						320 N St. Francis (NY) 3 0					
						321 H Howard 3 0					
						328 H N.C. A&T 3 1					
									LAST 10 GAMES		
			321 H Howard 3 0			310 A Morgan St. 3 1					
			312 A Delaware St. 3 1			208 A American 0 3					
			148 A UMES 0 3			281 A Lafayette 3 2					
			249 H Hampton 1 3			320 N St. Francis (NY) 3 0					
			299 H Norfolk St. 3 0			245 A Loyola Maryland 0 3					

Non-Div. I Games:

Coppin St.

Average RPI Win: 293		WON-LOST RECORD	WINNING PCT. RANK		LAST 10 GAMES		STRENGTH OF SCHEDULE		OPP. STRENGTH OF SCHEDULE		TEAM RPI		ADJ RPI		CONF. RPI		ADJ CONF. RPI						
Average RPI Loss: 146																							
DIV. I ONLY		5- 12	.29412	271	2- 8		263		202		277		.3892		274	23		23					
DIV. I NON-CONF.		4- 6	.4	217	1- 2		234		170		233		.44521		227	22		22					
TOTALS		RPI 1-25		RPI 26-50		W-L RECORDS		RPI 51-100		RPI 101-150		RPI 150+											
5- 12	0- 0			0- 2		OVERALL		0- 2		0- 2		5- 6											
2- 3	0- 0			0- 0		HOME		0- 1		0- 0		2- 2											
2- 4	0- 0			0- 0		AWAY		0- 0		0- 1		2- 3											
1- 5	0- 0			0- 2		NEUTRAL		0- 1		0- 1		1- 1											
4- 6	0- 0			0- 2		NON-CONFERENCE		0- 1		0- 2		4- 1											
2- 0	0- 0			0- 0		HOME		0- 0		0- 0		2- 0											
1- 1	0- 0			0- 0		AWAY		0- 0		0- 1		1- 0											
1- 5	0- 0			0- 2		NEUTRAL		0- 1		0- 1		1- 1											
1- 6	0- 0			0- 0		CONFERENCE		0- 1		0- 0		1- 5											
0- 3	0- 0			0- 0		HOME		0- 1		0- 0		0- 2											
1- 3	0- 0			0- 0		AWAY		0- 0		0- 0		1- 3											
0- 0	0- 0			0- 0		NEUTRAL		0- 0		0- 0		0- 0											
RPI	S	Opponent		Score		RPI	S	Opponent		Score		RPI	S	Opponent		Score							
						35	N	Northwestern		0	3	83	H	Yale		1	3	115	N	St. John's (NY)	0	3	
						47	N	Santa Clara		0	3	87	N	San Diego St.		0	3	127	A	Cal St. Fullerton	0	3	
																		179	N	Villanova	0	3	
																		184	H	Princeton	0	3	
																		194	H	Penn	1	3	
																		211	A	Columbia	2	3	
																		235	A	Harvard	0	3	
																		242	H	Rhode Island	3	1	
																		257	A	Cornell	1	3	
																		270	A	Central Conn. St.	3	0	
																		308	A	Dartmouth	3	0	
																		318	N	Holy Cross	3	1	
																		327	H	Providence	3	0	
LAST 10 GAMES																							
						184	H	Princeton		0	3	257	A	Cornell		1	3						
						194	H	Penn		1	3	211	A	Columbia		2	3						
						308	A	Dartmouth		3	0	83	H	Yale		1	3						
						235	A	Harvard		0	3	47	N	Santa Clara		0	3						
						242	H	Rhode Island		3	1	87	N	San Diego St.		0	3						

Non-Div. I Games:

Brown

Average RPI Win: 280		WON-LOST	WINNING	LAST 10	STRENGTH OF		OPP. STRENGTH	TEAM	ADJ		CONF.	ADJ CONF.				
Average RPI Loss: 188		RECORD	PCT. RANK	GAMES	SCHEDULE		OF SCHEDULE	RPI	RPI		RPI	RPI				
DIV. I ONLY		8- 11	.42105	210	6- 4		295	262	270	.38555	275	27	28			
DIV. I NON-CONF.		4- 8	.33333	244	2- 1		299	234	281	.37252	285	26	26			
<hr/>																
TOTALS		RPI 1-25		RPI 26-50		W-L RECORDS		RPI 51-100		RPI 101-150		RPI 150+				
8- 11		0- 0		0- 0		OVERALL		0- 1		0- 1		8- 9				
4- 3		0- 0		0- 0		HOME		0- 0		0- 0		4- 3				
2- 3		0- 0		0- 0		AWAY		0- 0		0- 0		2- 3				
2- 5		0- 0		0- 0		NEUTRAL		0- 1		0- 1		2- 3				
4- 8		0- 0		0- 0		NON-CONFERENCE		0- 1		0- 1		4- 6				
1- 2		0- 0		0- 0		HOME		0- 0		0- 0		1- 2				
1- 1		0- 0		0- 0		AWAY		0- 0		0- 0		1- 1				
2- 5		0- 0		0- 0		NEUTRAL		0- 1		0- 1		2- 3				
4- 3		0- 0		0- 0		CONFERENCE		0- 0		0- 0		4- 3				
3- 1		0- 0		0- 0		HOME		0- 0		0- 0		3- 1				
1- 2		0- 0		0- 0		AWAY		0- 0		0- 0		1- 2				
0- 0		0- 0		0- 0		NEUTRAL		0- 0		0- 0		0- 0				
RPI	S	Opponent		Score	RPI	S	Opponent		Score	RPI	S	Opponent		Score		
							74	N	South Carolina	0	3	150	N	Air Force	2	3
												155	H	Army	1	3
												160	N	Denver	1	3
												168	A	Temple	0	3
												178	N	West Virginia	0	3
												208	A	American	2	3
												217	H	Lehigh	3	2
												220	A	Colgate	0	3
												224	H	Neb. Omaha	0	3
												236	N	Niagara	2	3
												263	A	George Mason	3	1
												270	N	Central Conn. St.	3	0
												281	H	Lafayette	3	2
												296	N	Citadel	3	1
												298	H	Hartford	3	2
												299	H	Norfolk St.	1	3
												300	A	Bucknell	3	0
												318	H	Holy Cross	3	0
<hr/>																
LAST 10 GAMES																
						300	A	Bucknell	3	0	155	H	Army	1	3	
						220	A	Colgate	0	3	318	H	Holy Cross	3	0	
						208	A	American	2	3	270	N	Central Conn. St.	3	0	
						281	H	Lafayette	3	2	168	A	Temple	0	3	
						217	H	Lehigh	3	2	296	N	Citadel	3	1	

Non-Div. I Games:

Navy

Average RPI Win: 280		WON-LOST RECORD		WINNING PCT. RANK		LAST 10 GAMES		STRENGTH OF SCHEDULE		OPP. STRENGTH OF SCHEDULE		TEAM RPI		ADJ RPI		CONF. RPI		ADJ CONF. RPI	
DIV. I ONLY		7- 12		.36842 239		2- 8		284		278		276		.38378 276		16		16	
DIV. I NON-CONF.		5- 5		.5 157		1- 1		326		328		301		.3596 293		18		18	
TOTALS		RPI 1-25		RPI 26-50		W-L RECORDS		RPI 51-100		RPI 101-150		RPI 150+							
7- 12		0- 0		0- 0		OVERALL		0- 2		0- 2		7- 8							
5- 4		0- 0		0- 0		HOME		0- 1		0- 1		5- 2							
2- 5		0- 0		0- 0		AWAY		0- 1		0- 1		2- 3							
0- 3		0- 0		0- 0		NEUTRAL		0- 0		0- 0		0- 3							
5- 5		0- 0		0- 0		NON-CONFERENCE		0- 0		0- 0		5- 5							
4- 1		0- 0		0- 0		HOME		0- 0		0- 0		4- 1							
1- 1		0- 0		0- 0		AWAY		0- 0		0- 0		1- 1							
0- 3		0- 0		0- 0		NEUTRAL		0- 0		0- 0		0- 3							
2- 7		0- 0		0- 0		CONFERENCE		0- 2		0- 2		2- 3							
1- 3		0- 0		0- 0		HOME		0- 1		0- 1		1- 1							
1- 4		0- 0		0- 0		AWAY		0- 1		0- 1		1- 2							
0- 0		0- 0		0- 0		NEUTRAL		0- 0		0- 0		0- 0							
RPI	S	Opponent		Score	RPI	S	Opponent		Score	RPI	S	Opponent		Score					
							71	A Central Ark.	2 3			117	H Sam Houston St.	0 3					
							88	H A&M-Corpus Christi	1 3			125	A Northwestern St.	1 3					
												152	A Stephen F. Austin	3 2					
												163	A Oral Roberts	1 3					
												189	A Nicholls St.	0 3					
												190	N South Dakota	0 3					
												191	N Jacksonville St.	0 3					
												228	H Lamar	2 3					
												232	N Tennessee St.	1 3					
												243	H Weber St.	1 3					
												264	H McNeese St.	3 1					
												267	H Tex.-Pan American	3 0					
												285	A Jackson St.	1 3					
												309	H Louisiana Tech	3 0					
												316	A Alabama St.	3 1					
												323	H Southern U.	3 0					
												329	H Grambling	3 0					
LAST 10 GAMES																			
							152	A Stephen F. Austin	3 2			88	H A&M-Corpus Christi	1 3					
							125	A Northwestern St.	1 3			117	H Sam Houston St.	0 3					
							329	H Grambling	3 0			71	A Central Ark.	2 3					
							189	A Nicholls St.	0 3			163	A Oral Roberts	1 3					
							285	A Jackson St.	1 3			228	H Lamar	2 3					

Non-Div. I Games:

Southeastern La.

Average RPI Win: 287		WON-LOST	WINNING	LAST 10	STRENGTH OF		OPP. STRENGTH	TEAM	ADJ		CONF.	ADJ CONF.
Average RPI Loss: 174		RECORD	PCT. RANK	GAMES	SCHEDULE		OF SCHEDULE	RPI	RPI		RPI	RPI
DIV. I ONLY		9- 14	.3913	226	300		266	278	.38215		277	20
DIV. I NON-CONF.		6- 9	.4	217	310		281	280	.38342		277	21
TOTALS		RPI 1-25	RPI 26-50		W-L RECORDS		RPI 51-100		RPI 101-150		RPI 150+	
9- 14		0- 0	0- 0		OVERALL		0- 2		0- 4		9- 8	
7- 2		0- 0	0- 0		HOME		0- 0		0- 1		7- 1	
1- 6		0- 0	0- 0		AWAY		0- 2		0- 1		1- 3	
1- 6		0- 0	0- 0		NEUTRAL		0- 0		0- 2		1- 4	
6- 9		0- 0	0- 0		NON-CONFERENCE		0- 1		0- 3		6- 5	
5- 0		0- 0	0- 0		HOME		0- 0		0- 0		5- 0	
0- 3		0- 0	0- 0		AWAY		0- 1		0- 1		0- 1	
1- 6		0- 0	0- 0		NEUTRAL		0- 0		0- 2		1- 4	
3- 5		0- 0	0- 0		CONFERENCE		0- 1		0- 1		3- 3	
2- 2		0- 0	0- 0		HOME		0- 0		0- 1		2- 1	
1- 3		0- 0	0- 0		AWAY		0- 1		0- 0		1- 2	
0- 0		0- 0	0- 0		NEUTRAL		0- 0		0- 0		0- 0	
RPI S	Opponent	Score	RPI S	Opponent	Score	RPI S	Opponent	Score	RPI S	Opponent	Score	
						72 A	Clemson	0 3	120 H	Samford	0 3	
						85 A	Col. of Charleston	0 3	124 A	Indiana	1 3	
									135 N	Valparaiso	0 3	
									144 N	East Tenn. St.	0 3	
									151 N	Troy	1 3	
									182 H	Wofford	3 2	
									185 A	Kennesaw St.	1 3	
									229 A	UNC Greensboro	1 3	
									231 N	Charlotte	0 3	
									232 N	Tennessee St.	1 3	
									238 N	Miami (OH)	2 3	
									241 A	Elon	0 3	
									253 H	Western Caro.	1 3	
									271 H	Appalachian St.	3 0	
									278 H	USC Upstate	3 1	
									295 H	Alabama A&M	3 1	
									296 A	Citadel	3 2	
									303 H	Tennessee Tech	3 0	
									313 N	N.C. Central	3 0	
									316 H	Alabama St.	3 0	
									330 H	Alcorn	3 0	
LAST 10 GAMES												
						296 A	Citadel	3 2	120 H	Samford	0 3	
						85 A	Col. of Charleston	0 3	253 H	Western Caro.	1 3	
						229 A	UNC Greensboro	1 3	271 H	Appalachian St.	3 0	
						241 A	Elon	0 3	124 A	Indiana	1 3	
						182 H	Wofford	3 2	135 N	Valparaiso	0 3	

Non-Div. I Games:

Chattanooga

Average RPI Win: 289		WON-LOST	WINNING	LAST 10	STRENGTH OF		OPP. STRENGTH	TEAM	ADJ	CONF.	ADJ CONF.		
Average RPI Loss: 190		RECORD	PCT. RANK	GAMES	SCHEDULE		OF SCHEDULE	RPI	RPI	RPI	RPI		
DIV. I ONLY		8- 13	.38095	229	4- 6		299	293	285	.37685	278	22	22
DIV. I NON-CONF.		5- 7	.41667	208	1- 1		325	314	308	.34448	302	24	24
TOTALS		RPI 1-25	RPI 26-50		W-L RECORDS		RPI 51-100		RPI 101-150		RPI 150+		
8- 13	0- 0	0- 0		OVERALL		0- 1		0- 3		8- 9			
4- 3	0- 0	0- 0		HOME		0- 0		0- 1		4- 2			
1- 7	0- 0	0- 0		AWAY		0- 0		0- 2		1- 5			
3- 3	0- 0	0- 0		NEUTRAL		0- 1		0- 0		3- 2			
5- 7	0- 0	0- 0		NON-CONFERENCE		0- 1		0- 0		5- 6			
2- 0	0- 0	0- 0		HOME		0- 0		0- 0		2- 0			
0- 4	0- 0	0- 0		AWAY		0- 0		0- 0		0- 4			
3- 3	0- 0	0- 0		NEUTRAL		0- 1		0- 0		3- 2			
3- 6	0- 0	0- 0		CONFERENCE		0- 0		0- 3		3- 3			
2- 3	0- 0	0- 0		HOME		0- 0		0- 1		2- 2			
1- 3	0- 0	0- 0		AWAY		0- 0		0- 2		1- 1			
0- 0	0- 0	0- 0		NEUTRAL		0- 0		0- 0		0- 0			
RPI S	Opponent	Score	RPI S	Opponent	Score	RPI S	Opponent	Score	RPI S	Opponent	Score		
						82 N	Furman	0 3	116 H	Lipscomb	0 3		
									141 A	Fla. Gulf Coast	0 3		
									144 A	East Tenn. St.	0 3		
									156 A	Loyola Chicago	1 3		
									161 H	Northern Ky.	1 3		
									185 A	Kennesaw St.	1 3		
									185 H	Kennesaw St.	3 0		
									201 H	North Florida	2 3		
									209 N	Canisius	1 3		
									226 N	DePaul	0 3		
									254 H	Jacksonville	3 0		
									277 A	Chattanooga	1 3		
									279 H	UNC Asheville	3 1		
									286 A	Charleston So.	2 3		
									288 A	Gardner-Webb	1 3		
									303 N	Tennessee Tech	3 0		
									315 A	Stetson	3 0		
									317 N	Chicago St.	3 0		
									325 H	Savannah St.	3 0		
									330 N	Alcorn	3 0		
LAST 10 GAMES													
						254 H	Jacksonville	3 0	325 H	Savannah St.	3 0		
						201 H	North Florida	2 3	141 A	Fla. Gulf Coast	0 3		
						185 H	Kennesaw St.	3 0	315 A	Stetson	3 0		
						161 H	Northern Ky.	1 3	288 A	Gardner-Webb	1 3		
						116 H	Lipscomb	0 3	144 A	East Tenn. St.	0 3		

Non-Div. I Games:

USC Upstate

Average RPI Win:	260	WON-LOST RECORD	WINNING PCT. RANK	LAST 10 GAMES	STRENGTH OF SCHEDULE	OPP. STRENGTH OF SCHEDULE	TEAM RPI	ADJ RPI	CONF. RPI	ADJ CONF. RPI					
DIV. I ONLY		6- 16	.27273	279	2- 8	177	297	272	.37591	279	26	26			
DIV. I NON-CONF.		4- 12	.25	268	0- 4	147	284	260	.39752	265	27	27			
<hr/>															
TOTALS	RPI 1-25	RPI 26-50		W-L RECORDS		RPI 51-100		RPI 101-150		RPI 150+					
6- 16	0- 0	0- 0		OVERALL		0- 2		0- 3		6- 11					
2- 2	0- 0	0- 0		HOME		0- 0		0- 0		2- 2					
3- 5	0- 0	0- 0		AWAY		0- 1		0- 0		3- 3					
1- 9	0- 0	0- 0		NEUTRAL		0- 1		0- 3		1- 5					
<hr/>															
4- 12	0- 0	0- 0		NON-CONFERENCE		0- 2		0- 3		4- 7					
1- 0	0- 0	0- 0		HOME		0- 0		0- 0		1- 0					
2- 3	0- 0	0- 0		AWAY		0- 1		0- 0		2- 2					
1- 9	0- 0	0- 0		NEUTRAL		0- 1		0- 3		1- 5					
<hr/>															
2- 4	0- 0	0- 0		CONFERENCE		0- 0		0- 0		2- 4					
1- 2	0- 0	0- 0		HOME		0- 0		0- 0		1- 2					
1- 2	0- 0	0- 0		AWAY		0- 0		0- 0		1- 2					
0- 0	0- 0	0- 0		NEUTRAL		0- 0		0- 0		0- 0					
<hr/>															
RPI	S	Opponent	Score	RPI	S	Opponent	Score	RPI	S	Opponent	Score				
				56 N New Mexico				0	3	101 N Towson		0	3		
				74 A South Carolina				0	3	144 N East Tenn. St.		2	3		
												148 N UMES		0	3
												165 H Liberty		3	2
												168 N Temple		0	3
												185 N Kennesaw St.		0	3
												187 N Akron		1	3
												207 N Southern Utah		0	3
												208 N American		0	3
												218 A Presbyterian		0	3
												229 A UNC Greensboro		3	2
												231 A Charlotte		1	3
												253 H Western Caro.		3	2
												262 A Winthrop		3	1
												266 H Radford		0	3
												278 A USC Upstate		1	3
												288 A Gardner-Webb		1	3
												288 H Gardner-Webb		1	3
												325 A Savannah St.		3	0
												328 N N.C. A&T		3	0
<hr/>															
LAST 10 GAMES															
288 H Gardner-Webb				1	3	288 A Gardner-Webb				1	3				
218 A Presbyterian				0	3	231 A Charlotte				1	3				
262 A Winthrop				3	1	185 N Kennesaw St.				0	3				
165 H Liberty				3	2	101 N Towson				0	3				
266 H Radford				0	3	278 A USC Upstate				1	3				

Non-Div. I Games:

UNC Asheville

Average RPI Win:	293	WON-LOST RECORD	WINNING PCT. RANK	LAST 10 GAMES	STRENGTH OF SCHEDULE	OPP. STRENGTH OF SCHEDULE	TEAM RPI	ADJ RPI	CONF. RPI	ADJ CONF. RPI				
DIV. I ONLY	10- 13	.43478	203	6- 4	309	290	279	.37505	280	31	31			
DIV. I NON-CONF.	4- 11	.26667	265	0- 2	295	243	299	.35397	298	31	31			
<hr/>														
TOTALS	RPI 1-25	RPI 26-50		W-L RECORDS	RPI 51-100		RPI 101-150		RPI 150+					
10- 13	0- 0	0- 0		OVERALL	0- 2		0- 1		10- 10					
6- 2	0- 0	0- 0		HOME	0- 0		0- 0		6- 2					
3- 5	0- 0	0- 0		AWAY	0- 0		0- 0		3- 5					
1- 6	0- 0	0- 0		NEUTRAL	0- 2		0- 1		1- 3					
<hr/>														
4- 11	0- 0	0- 0		NON-CONFERENCE	0- 2		0- 1		4- 8					
3- 1	0- 0	0- 0		HOME	0- 0		0- 0		3- 1					
0- 4	0- 0	0- 0		AWAY	0- 0		0- 0		0- 4					
1- 6	0- 0	0- 0		NEUTRAL	0- 2		0- 1		1- 3					
<hr/>														
6- 2	0- 0	0- 0		CONFERENCE	0- 0		0- 0		6- 2					
3- 1	0- 0	0- 0		HOME	0- 0		0- 0		3- 1					
3- 1	0- 0	0- 0		AWAY	0- 0		0- 0		3- 1					
0- 0	0- 0	0- 0		NEUTRAL	0- 0		0- 0		0- 0					
<hr/>														
RPI S	Opponent	Score	RPI S	Opponent	Score	RPI S	Opponent	Score	RPI S	Opponent	Score			
						81 N	Colorado	0 3	125 N	Northwestern St.	0 3			
						99 N	Maryland	0 3	152 A	Stephen F. Austin	0 3			
									158 H	LIU Brooklyn	0 3			
									170 N	James Madison	0 3			
									178 H	West Virginia	3 2			
									179 A	Villanova	0 3			
									205 A	Youngstown St.	0 3			
									216 N	New Hampshire	0 3			
									240 A	UMBC	0 3			
									268 N	Southern Miss.	0 3			
									270 A	Central Conn. St.	3 0			
									283 A	Sacred Heart	2 3			
									284 H	Saint Francis (PA)	3 2			
									299 H	Norfolk St.	3 1			
									300 H	Bucknell	1 3			
									304 H	Bryant	3 1			
									306 A	Fairleigh Dickinson	3 1			
									320 H	St. Francis (NY)	3 1			
									321 N	Howard	3 0			
									322 A	Quinnipiac	3 0			
			327 H	Providence	3 0									
<hr/>														
			LAST 10 GAMES											
			306 A Fairleigh Dickinson			3 1			322 A Quinnipiac			3 0		
			283 A Sacred Heart			2 3			270 A Central Conn. St.			3 0		
			158 H LIU Brooklyn			0 3			304 H Bryant			3 1		
			320 H St. Francis (NY)			3 1			152 A Stephen F. Austin			0 3		
			284 H Saint Francis (PA)			3 2			125 N Northwestern St.			0 3		

Non-Div. I Games:

Robert Morris

Average RPI Win:	309	WON-LOST	WINNING	LAST 10	STRENGTH OF	OPP. STRENGTH	TEAM	ADJ	CONF.	ADJ CONF.									
Average RPI Loss:	219	RECORD	PCT. RANK	GAMES	SCHEDULE	OF SCHEDULE	RPI	RPI	RPI	RPI									
DIV. I ONLY	9- 9	.5	164	3- 7	323	307	283	.37482	281	27	28								
DIV. I NON-CONF.	7- 4	.63636	104	1- 2	324	322	257	.4129	254	26	26								
<hr/>																			
TOTALS	RPI 1-25	RPI 26-50		W-L RECORDS		RPI 51-100		RPI 101-150		RPI 150+									
9- 9	0- 0	0- 0		OVERALL		0- 0		0- 1		9- 8									
6- 3	0- 0	0- 0		HOME		0- 0		0- 0		6- 3									
3- 6	0- 0	0- 0		AWAY		0- 0		0- 1		3- 5									
0- 0	0- 0	0- 0		NEUTRAL		0- 0		0- 0		0- 0									
<hr/>																			
7- 4	0- 0	0- 0		NON-CONFERENCE		0- 0		0- 1		7- 3									
5- 1	0- 0	0- 0		HOME		0- 0		0- 0		5- 1									
2- 3	0- 0	0- 0		AWAY		0- 0		0- 1		2- 2									
0- 0	0- 0	0- 0		NEUTRAL		0- 0		0- 0		0- 0									
<hr/>																			
2- 5	0- 0	0- 0		CONFERENCE		0- 0		0- 0		2- 5									
1- 2	0- 0	0- 0		HOME		0- 0		0- 0		1- 2									
1- 3	0- 0	0- 0		AWAY		0- 0		0- 0		1- 3									
0- 0	0- 0	0- 0		NEUTRAL		0- 0		0- 0		0- 0									
<hr/>																			
RPI	S	Opponent	Score	RPI	S	Opponent	Score	RPI	S	Opponent	Score								
								112	A	Rutgers	0	3							
								155	A	Army	0	3							
								208	A	American	0	3							
								217	H	Lehigh	0	3							
								220	H	Colgate	0	3							
								250	A	Manhattan	0	3							
								260	A	Fordham	1	3							
								273	H	Coppin St.	2	3							
								275	A	Navy	2	3							
								287	A	La Salle	3	2							
								293	H	Rider	3	1							
								300	H	Bucknell	3	1							
								306	H	Fairleigh Dickinson	3	2							
								312	H	Delaware St.	3	1							
								318	A	Holy Cross	3	1							
								320	A	St. Francis (NY)	3	2							
								320	H	St. Francis (NY)	3	2							
								326	H	Saint Peter's	3	1							
								LAST 10 GAMES											
								155 A Army				0	3	220 H Colgate				0	3
318 A Holy Cross				3	1	300 H Bucknell				3	1								
217 H Lehigh				0	3	250 A Manhattan				0	3								
275 A Navy				2	3	273 H Coppin St.				2	3								
208 A American				0	3	320 H St. Francis (NY)				3	2								

Non-Div. I Games:

Lafayette

Average RPI Win: 280		WON-LOST	WINNING	LAST 10	STRENGTH OF		OPP. STRENGTH	TEAM	ADJ	CONF.	ADJ CONF.
Average RPI Loss: 170		RECORD	PCT. RANK	GAMES	SCHEDULE		OF SCHEDULE	RPI	RPI	RPI	RPI
DIV. I ONLY		4- 14	.22222	293	225		235	287	.37099	282	24
DIV. I NON-CONF.		2- 8	.2	285	166		227	270	.39662	266	23
TOTALS		RPI 1-25	RPI 26-50		W-L RECORDS		RPI 51-100		RPI 101-150		RPI 150+
4- 14	0- 0	0- 0		OVERALL		0- 3		0- 3		4- 8	
2- 4	0- 0	0- 0		HOME		0- 1		0- 0		2- 3	
1- 6	0- 0	0- 0		AWAY		0- 2		0- 1		1- 3	
1- 4	0- 0	0- 0		NEUTRAL		0- 0		0- 2		1- 2	
2- 8	0- 0	0- 0		NON-CONFERENCE		0- 2		0- 2		2- 4	
0- 1	0- 0	0- 0		HOME		0- 1		0- 0		0- 0	
1- 3	0- 0	0- 0		AWAY		0- 1		0- 0		1- 2	
1- 4	0- 0	0- 0		NEUTRAL		0- 0		0- 2		1- 2	
2- 6	0- 0	0- 0		CONFERENCE		0- 1		0- 1		2- 4	
2- 3	0- 0	0- 0		HOME		0- 0		0- 0		2- 3	
0- 3	0- 0	0- 0		AWAY		0- 1		0- 1		0- 1	
0- 0	0- 0	0- 0		NEUTRAL		0- 0		0- 0		0- 0	
RPI S	Opponent	Score	RPI S	Opponent	Score	RPI S	Opponent	Score	RPI S	Opponent	Score
						62 A	IPFW	0 3	110 N	Cleveland St.	1 3
						76 H	Southern Ill.	2 3	110 N	Cleveland St.	0 3
						100 A	Morehead St.	0 3	140 A	Southeast Mo. St.	0 3
									178 A	West Virginia	2 3
									191 H	Jacksonville St.	0 3
									195 H	Austin Peay	1 3
									203 N	Kent St.	0 3
									213 A	Evansville	0 3
									255 H	Eastern Ill.	1 3
									256 H	SIU Edwardsville	3 1
									258 A	UT Martin	1 3
									266 A	Radford	3 0
									284 N	Saint Francis (PA)	2 3
									296 N	Citadel	3 0
									303 H	Tennessee Tech	3 0
LAST 10 GAMES											
						255 H	Eastern Ill.	1 3	100 A	Morehead St.	0 3
						256 H	SIU Edwardsville	3 1	195 H	Austin Peay	1 3
						140 A	Southeast Mo. St.	0 3	191 H	Jacksonville St.	0 3
						258 A	UT Martin	1 3	303 H	Tennessee Tech	3 0
						76 H	Southern Ill.	2 3	178 A	West Virginia	2 3

Non-Div. I Games:

Murray St.

Average RPI Win: 309		WON-LOST	WINNING	LAST 10	STRENGTH OF		OPP. STRENGTH	TEAM	ADJ	CONF.	ADJ CONF.
Average RPI Loss: 169		RECORD	PCT. RANK	GAMES	SCHEDULE		OF SCHEDULE	RPI	RPI	RPI	RPI
DIV. I ONLY		6- 16	.27273	279	4- 6		248	279	286	.36899	283
DIV. I NON-CONF.		2- 12	.14286	302	0- 2		151	217	277	.38537	275
TOTALS		RPI 1-25	RPI 26-50		W-L RECORDS		RPI 51-100		RPI 101-150		RPI 150+
6- 16	0- 0	0- 0		OVERALL		0- 3		0- 5		6- 8	
2- 6	0- 0	0- 0		HOME		0- 0		0- 1		2- 5	
4- 5	0- 0	0- 0		AWAY		0- 2		0- 0		4- 2	
0- 5	0- 0	0- 0		NEUTRAL		0- 1		0- 3		0- 1	
2- 12	0- 0	0- 0		NON-CONFERENCE		0- 3		0- 5		2- 4	
1- 3	0- 0	0- 0		HOME		0- 0		0- 1		1- 2	
1- 4	0- 0	0- 0		AWAY		0- 2		0- 1		1- 1	
0- 5	0- 0	0- 0		NEUTRAL		0- 1		0- 3		0- 1	
4- 4	0- 0	0- 0		CONFERENCE		0- 0		0- 0		4- 4	
1- 3	0- 0	0- 0		HOME		0- 0		0- 0		1- 3	
3- 1	0- 0	0- 0		AWAY		0- 0		0- 0		3- 1	
0- 0	0- 0	0- 0		NEUTRAL		0- 0		0- 0		0- 0	
RPI S	Opponent	Score	RPI S	Opponent	Score	RPI S	Opponent	Score	RPI S	Opponent	Score
						77 N	VCU	0 3	108 N	Alabama	1 3
						86 A	Northeastern	1 3	109 N	Utah St.	1 3
						87 A	San Diego St.	0 3	127 A	Cal St. Fullerton	0 3
									128 N	Albany (NY)	0 3
									149 H	Connecticut	0 3
									155 A	Army	0 3
									158 A	LIU Brooklyn	2 3
									206 H	Fairfield	0 3
									215 N	Montana	0 3
									233 H	UCF	0 3
									270 H	Central Conn. St.	1 3
									280 H	Robert Morris	3 2
									284 H	Saint Francis (PA)	2 3
									304 A	Bryant	3 1
									306 H	Fairleigh Dickinson	1 3
									308 H	Dartmouth	3 0
									318 A	Holy Cross	3 0
									320 A	St. Francis (NY)	3 0
									322 A	Quinnipiac	3 0
LAST 10 GAMES											
						284 H	Saint Francis (PA)	2 3	304 A	Bryant	3 1
						280 H	Robert Morris	3 2	320 A	St. Francis (NY)	3 0
						322 A	Quinnipiac	3 0	158 A	LIU Brooklyn	2 3
						270 H	Central Conn. St.	1 3	149 H	Connecticut	0 3
						306 H	Fairleigh Dickinson	1 3	155 A	Army	0 3

Non-Div. I Games:

Sacred Heart

Average RPI Win: 289		WON-LOST	WINNING	LAST 10	STRENGTH OF		OPP. STRENGTH	TEAM	ADJ	CONF.	ADJ CONF.
Average RPI Loss: 217		RECORD	PCT. RANK	GAMES	SCHEDULE		OF SCHEDULE	RPI	RPI	RPI	RPI
DIV. I ONLY		9- 12	.42857	206	6- 4		308	299	284	.36727	284
DIV. I NON-CONF.		4- 8	.33333	244	1- 1		288	255	278	.37642	283
TOTALS		RPI 1-25	RPI 26-50		W-L RECORDS		RPI 51-100		RPI 101-150		RPI 150+
9- 12	0- 0	0- 0		OVERALL		0- 1		0- 1		9- 10	
2- 3	0- 0	0- 0		HOME		0- 1		0- 0		2- 2	
5- 4	0- 0	0- 0		AWAY		0- 0		0- 0		5- 4	
2- 5	0- 0	0- 0		NEUTRAL		0- 0		0- 1		2- 4	
4- 8	0- 0	0- 0		NON-CONFERENCE		0- 1		0- 1		4- 6	
0- 2	0- 0	0- 0		HOME		0- 1		0- 0		0- 1	
2- 2	0- 0	0- 0		AWAY		0- 0		0- 0		2- 2	
2- 4	0- 0	0- 0		NEUTRAL		0- 0		0- 1		2- 3	
5- 4	0- 0	0- 0		CONFERENCE		0- 0		0- 0		5- 4	
2- 1	0- 0	0- 0		HOME		0- 0		0- 0		2- 1	
3- 2	0- 0	0- 0		AWAY		0- 0		0- 0		3- 2	
0- 1	0- 0	0- 0		NEUTRAL		0- 0		0- 0		0- 1	
RPI S	Opponent	Score	RPI S	Opponent	Score	RPI S	Opponent	Score	RPI S	Opponent	Score
						93 H	Duquesne	0 3	123 N	Marshall	0 3
									158 H	LIU Brooklyn	0 3
									165 N	Liberty	0 3
									178 A	West Virginia	3 2
									203 A	Kent St.	0 3
									240 H	UMBC	2 3
									245 N	Loyola Maryland	1 3
									266 A	Radford	0 3
									270 A	Central Conn. St.	1 3
									270 N	Central Conn. St.	1 3
									280 A	Robert Morris	2 3
									282 N	Murray St.	3 2
									283 A	Sacred Heart	3 2
									287 N	La Salle	2 3
									296 N	Citadel	3 2
									304 H	Bryant	3 2
									306 A	Fairleigh Dickinson	3 0
									312 A	Delaware St.	3 1
									320 H	St. Francis (NY)	3 1
									322 A	Quinnipiac	3 0
LAST 10 GAMES											
						283 A	Sacred Heart	3 2	270 A	Central Conn. St.	1 3
						306 A	Fairleigh Dickinson	3 0	322 A	Quinnipiac	3 0
						320 H	St. Francis (NY)	3 1	304 H	Bryant	3 2
						158 H	LIU Brooklyn	0 3	312 A	Delaware St.	3 1
						280 A	Robert Morris	2 3	287 N	La Salle	2 3

Non-Div. I Games:

Saint Francis (PA)

[illegible]

Non-Div. I Games:

Jackson St.

Average RPI Win:	285	WON-LOST	WINNING	LAST 10	STRENGTH OF	OPP. STRENGTH	TEAM	ADJ	CONF.	ADJ CONF.			
Average RPI Loss:	191	RECORD	PCT. RANK	GAMES	SCHEDULE	OF SCHEDULE	RPI	RPI	RPI	RPI			
DIV. I ONLY	9- 15	.375	237	4- 6	294	282	281	.3669	286	26	26		
DIV. I NON-CONF.	6- 11	.35294	243	1- 2	311	260	287	.36187	290	27	27		
<hr/>													
TOTALS	RPI 1-25	RPI 26-50		W-L RECORDS	RPI 51-100		RPI 101-150		RPI 150+				
9- 15	0- 0	0- 0		OVERALL	0- 3		0- 1		9- 11				
5- 8	0- 0	0- 0		HOME	0- 2		0- 0		5- 6				
2- 4	0- 0	0- 0		AWAY	0- 1		0- 0		2- 3				
2- 3	0- 0	0- 0		NEUTRAL	0- 0		0- 1		2- 2				
<hr/>													
6- 11	0- 0	0- 0		NON-CONFERENCE	0- 3		0- 1		6- 7				
3- 5	0- 0	0- 0		HOME	0- 2		0- 0		3- 3				
1- 3	0- 0	0- 0		AWAY	0- 1		0- 0		1- 2				
2- 3	0- 0	0- 0		NEUTRAL	0- 0		0- 1		2- 2				
<hr/>													
3- 4	0- 0	0- 0		CONFERENCE	0- 0		0- 0		3- 4				
2- 3	0- 0	0- 0		HOME	0- 0		0- 0		2- 3				
1- 1	0- 0	0- 0		AWAY	0- 0		0- 0		1- 1				
0- 0	0- 0	0- 0		NEUTRAL	0- 0		0- 0		0- 0				
<hr/>													
RPI S	Opponent	Score	RPI S	Opponent	Score	RPI S	Opponent	Score	RPI S	Opponent	Score		
						58 A	Georgia Tech	0	3	127 N	Cal St. Fullerton	0	3
						82 H	Furman	0	3	165 H	Liberty	2	3
						85 H	Col. of Charleston	1	3	166 N	SMU	0	3
									172 A	High Point	0	3	
									182 H	Wofford	1	3	
									209 H	Canisius	3	2	
									214 H	Mercer	0	3	
									218 H	Presbyterian	0	3	
									234 H	Coastal Caro.	3	2	
									245 A	Loyola Maryland	1	3	
									262 H	Winthrop	3	2	
									266 H	Radford	0	3	
									278 H	USC Upstate	3	2	
									293 N	Rider	1	3	
									296 A	Citadel	2	3	
									296 H	Citadel	0	3	
									307 A	Campbell	3	0	
									310 N	Morgan St.	3	0	
									315 H	Stetson	3	0	
									325 A	Savannah St.	3	0	
325 N	Savannah St.	3	0										
LAST 10 GAMES													
266 H	Radford	0	3	172 A	High Point	0	3						
165 H	Liberty	2	3	307 A	Campbell	3	0						
296 A	Citadel	2	3	262 H	Winthrop	3	2						
325 N	Savannah St.	3	0	218 H	Presbyterian	0	3						
234 H	Coastal Caro.	3	2	85 H	Col. of Charleston	1	3						

Non-Div. I Games:

Charleston So.

Average RPI Win: 271		WON-LOST	WINNING	LAST 10	STRENGTH OF		OPP. STRENGTH	TEAM	ADJ	CONF.	ADJ CONF.
Average RPI Loss: 174		RECORD	PCT. RANK	GAMES	SCHEDULE		OF SCHEDULE	RPI	RPI	RPI	RPI
DIV. I ONLY		3- 19	.13636	310	1- 9		120	271	280	.36557	287
DIV. I NON-CONF.		3- 11	.21429	282	1- 2		131	307	268	.38991	271
TOTALS		RPI 1-25	RPI 26-50		W-L RECORDS		RPI 51-100		RPI 101-150		RPI 150+
3- 19	0- 0	0- 1		OVERALL		0- 3		0- 2		3- 13	
2- 9	0- 0	0- 1		HOME		0- 0		0- 1		2- 7	
0- 6	0- 0	0- 0		AWAY		0- 2		0- 1		0- 3	
1- 4	0- 0	0- 0		NEUTRAL		0- 1		0- 0		1- 3	
3- 11	0- 0	0- 0		NON-CONFERENCE		0- 2		0- 1		3- 8	
2- 4	0- 0	0- 0		HOME		0- 0		0- 0		2- 4	
0- 4	0- 0	0- 0		AWAY		0- 1		0- 1		0- 2	
1- 3	0- 0	0- 0		NEUTRAL		0- 1		0- 0		1- 2	
0- 8	0- 0	0- 1		CONFERENCE		0- 1		0- 1		0- 5	
0- 5	0- 0	0- 1		HOME		0- 0		0- 1		0- 3	
0- 2	0- 0	0- 0		AWAY		0- 1		0- 0		0- 1	
0- 1	0- 0	0- 0		NEUTRAL		0- 0		0- 0		0- 1	
RPI S	Opponent	Score	RPI S	Opponent	Score	RPI S	Opponent	Score	RPI S	Opponent	Score
			37 H Dayton	0	3	57 A San Francisco	1	3	101 A Towson	1	3
						80 N Cal St. Northridge	0	3	111 H Xavier	0	3
						93 A Duquesne	0	3	154 A George Washington	0	3
									156 H Loyola Chicago	0	3
									158 N LIU Brooklyn	1	3
									168 H Temple	0	3
									168 N Temple	0	3
									179 N Villanova	0	3
									194 A Penn	1	3
									236 H Niagara	3	2
									242 H Rhode Island	0	3
									250 H Manhattan	1	3
									260 H Fordham	1	3
									281 H Lafayette	2	3
									284 N Saint Francis (PA)	3	2
									293 H Rider	3	2
									300 H Bucknell	1	3
									312 A Delaware St.	0	3
LAST 10 GAMES											
			93 A Duquesne	0	3		242 H Rhode Island	0	3		
			154 A George Washington	0	3		260 H Fordham	1	3		
			168 H Temple	0	3		101 A Towson	1	3		
			111 H Xavier	0	3		312 A Delaware St.	0	3		
			37 H Dayton	0	3		284 N Saint Francis (PA)	3	2		

Non-Div. I Games:

La Salle

Average RPI Win: 297		WON-LOST	WINNING	LAST 10	STRENGTH OF		OPP. STRENGTH	TEAM	ADJ	CONF.	ADJ CONF.
Average RPI Loss: 183		RECORD	PCT. RANK	GAMES	SCHEDULE		OF SCHEDULE	RPI	RPI	RPI	RPI
DIV. I ONLY		8- 15	.34783	254	5- 5		292	288	288	.3651	288
DIV. I NON-CONF.		5- 12	.29412	258	2- 2		296	290	297	.35835	295
TOTALS		RPI 1-25	RPI 26-50		W-L RECORDS		RPI 51-100		RPI 101-150		RPI 150+
8- 15	0- 0	0- 0		OVERALL		0- 2		0- 4		8- 9	
4- 5	0- 0	0- 0		HOME		0- 0		0- 1		4- 4	
1- 7	0- 0	0- 0		AWAY		0- 0		0- 2		1- 5	
3- 3	0- 0	0- 0		NEUTRAL		0- 2		0- 1		3- 0	
5- 12	0- 0	0- 0		NON-CONFERENCE		0- 2		0- 4		5- 6	
2- 4	0- 0	0- 0		HOME		0- 0		0- 1		2- 3	
0- 5	0- 0	0- 0		AWAY		0- 0		0- 2		0- 3	
3- 3	0- 0	0- 0		NEUTRAL		0- 2		0- 1		3- 0	
3- 3	0- 0	0- 0		CONFERENCE		0- 0		0- 0		3- 3	
2- 1	0- 0	0- 0		HOME		0- 0		0- 0		2- 1	
1- 2	0- 0	0- 0		AWAY		0- 0		0- 0		1- 2	
0- 0	0- 0	0- 0		NEUTRAL		0- 0		0- 0		0- 0	
RPI S	Opponent	Score	RPI S	Opponent	Score	RPI S	Opponent	Score	RPI S	Opponent	Score
						77 N	VCU	1 3	108 N	Alabama	0 3
						95 N	Illinois St.	0 3	120 A	Samford	0 3
									121 A	Ball St.	0 3
									133 H	UMKC	2 3
									165 H	Liberty	0 3
									182 H	Wofford	1 3
									218 A	Presbyterian	0 3
									227 A	Davidson	0 3
									231 H	Charlotte	2 3
									241 A	Elon	0 3
									253 A	Western Caro.	0 3
									262 A	Winthrop	0 3
									266 H	Radford	3 1
									278 H	USC Upstate	3 1
									279 A	UNC Asheville	3 1
									279 H	UNC Asheville	3 1
									303 N	Tennessee Tech	3 1
									312 H	Delaware St.	2 3
									313 N	N.C. Central	3 1
									328 H	N.C. A&T	3 0
									330 N	Alcorn	3 0
LAST 10 GAMES											
						279 A	UNC Asheville	3 1	278 H	USC Upstate	3 1
						262 A	Winthrop	0 3	279 H	UNC Asheville	3 1
						218 A	Presbyterian	0 3	253 A	Western Caro.	0 3
						266 H	Radford	3 1	120 A	Samford	0 3
						165 H	Liberty	0 3	330 N	Alcorn	3 0

Non-Div. I Games:

Gardner-Webb

Average RPI Win: 235		WON-LOST RECORD		WINNING PCT. RANK		LAST 10 GAMES		STRENGTH OF SCHEDULE		OPP. STRENGTH OF SCHEDULE		TEAM RPI		ADJ RPI		CONF. RPI		ADJ CONF. RPI	
DIV. I ONLY		3- 16		.15789 304		2- 8		208		171		289		.36456 289		10		10	
DIV. I NON-CONF.		2- 8		.2 285		1- 0		292		251		306		.34134 304		10		9	
TOTALS		RPI 1-25		RPI 26-50		W-L RECORDS		RPI 51-100		RPI 101-150		RPI 150+							
3- 16		0- 0		0- 3		OVERALL		0- 3		0- 1		3- 9							
1- 7		0- 0		0- 2		HOME		0- 1		0- 0		1- 4							
0- 7		0- 0		0- 1		AWAY		0- 2		0- 1		0- 3							
2- 2		0- 0		0- 0		NEUTRAL		0- 0		0- 0		2- 2							
2- 8		0- 0		0- 0		NON-CONFERENCE		0- 0		0- 1		2- 7							
0- 3		0- 0		0- 0		HOME		0- 0		0- 0		0- 3							
0- 3		0- 0		0- 0		AWAY		0- 0		0- 1		0- 2							
2- 2		0- 0		0- 0		NEUTRAL		0- 0		0- 0		2- 2							
1- 8		0- 0		0- 3		CONFERENCE		0- 3		0- 0		1- 2							
1- 4		0- 0		0- 2		HOME		0- 1		0- 0		1- 1							
0- 4		0- 0		0- 1		AWAY		0- 2		0- 0		0- 1							
0- 0		0- 0		0- 0		NEUTRAL		0- 0		0- 0		0- 0							
RPI	S	Opponent		Score	RPI	S	Opponent		Score	RPI	S	Opponent		Score					
		29 H Creighton		0 3			76 A Southern Ill.		0 3			136 A IUPUI		0 3					
		36 A Wichita St.		0 3			90 A Missouri St.		2 3			156 H Loyola Chicago		1 3					
		43 H UNI		0 3			95 H Illinois St.		0 3			167 N Butler		3 1					
												168 N Temple		1 3					
												199 H Western Ill.		2 3					
												213 A Evansville		2 3					
												221 H Bradley		3 1					
												226 A DePaul		2 3					
												230 H Drake		1 3					
												238 A Miami (OH)		2 3					
												255 N Eastern Ill.		2 3					
												256 H SIU Edwardsville		2 3					
												317 N Chicago St.		3 0					
LAST 10 GAMES																			
		29 H Creighton		0 3			43 H UNI		0 3										
		230 H Drake		1 3			221 H Bradley		3 1										
		36 A Wichita St.		0 3			213 A Evansville		2 3										
		90 A Missouri St.		2 3			76 A Southern Ill.		0 3										
		95 H Illinois St.		0 3			317 N Chicago St.		3 0										

Non-Div. I Games:

Indiana St.

Average RPI Win: 294		WON-LOST	WINNING	LAST 10	STRENGTH OF		OPP. STRENGTH	TEAM	ADJ	CONF.	ADJ CONF.
Average RPI Loss: 212		RECORD	PCT. RANK	GAMES	SCHEDULE		OF SCHEDULE	RPI	RPI	RPI	RPI
DIV. I ONLY		7- 13	.35	249	3- 7		270	310	282	.36224	290
DIV. I NON-CONF.		4- 6	.4	217	0- 0		294	315	276	.38774	273
TOTALS		RPI 1-25	RPI 26-50		W-L RECORDS		RPI 51-100		RPI 101-150		RPI 150+
7- 13	0- 0	0- 0		OVERALL		0- 0		0- 1		7- 12	
3- 6	0- 0	0- 0		HOME		0- 0		0- 0		3- 6	
2- 5	0- 0	0- 0		AWAY		0- 0		0- 0		2- 5	
2- 2	0- 0	0- 0		NEUTRAL		0- 0		0- 1		2- 1	
4- 6	0- 0	0- 0		NON-CONFERENCE		0- 0		0- 1		4- 5	
2- 2	0- 0	0- 0		HOME		0- 0		0- 0		2- 2	
0- 2	0- 0	0- 0		AWAY		0- 0		0- 0		0- 2	
2- 2	0- 0	0- 0		NEUTRAL		0- 0		0- 1		2- 1	
3- 7	0- 0	0- 0		CONFERENCE		0- 0		0- 0		3- 7	
1- 4	0- 0	0- 0		HOME		0- 0		0- 0		1- 4	
2- 3	0- 0	0- 0		AWAY		0- 0		0- 0		2- 3	
0- 0	0- 0	0- 0		NEUTRAL		0- 0		0- 0		0- 0	
RPI S	Opponent	Score	RPI S	Opponent	Score	RPI S	Opponent	Score	RPI S	Opponent	Score
									125 N	Northwestern St.	1 3
									155 H	Army	0 3
									188 A	Siena	2 3
									193 A	Hofstra	0 3
									206 A	Fairfield	0 3
									206 H	Fairfield	0 3
									209 H	Canisius	1 3
									210 A	Texas-Arlington	0 3
									236 H	Niagara	0 3
									245 H	Loyola Maryland	2 3
									247 A	Iona	3 2
									250 A	Manhattan	1 3
									260 H	Fordham	3 1
									268 N	Southern Miss.	0 3
									269 H	NJIT	1 3
									293 H	Rider	3 1
									298 H	Hartford	3 1
									306 N	Fairleigh Dickinson	3 0
									326 A	Saint Peter's	3 2
									327 N	Providence	3 0
LAST 10 GAMES											
						245 H	Loyola Maryland	2 3	206 H	Fairfield	0 3
						293 H	Rider	3 1	326 A	Saint Peter's	3 2
						206 A	Fairfield	0 3	250 A	Manhattan	1 3
						247 A	Iona	3 2	236 H	Niagara	0 3
						188 A	Siena	2 3	209 H	Canisius	1 3

Non-Div. I Games:

Marist

Average RPI Win:	227	WON-LOST RECORD	WINNING PCT. RANK	LAST 10 GAMES	STRENGTH OF SCHEDULE	OPP. STRENGTH OF SCHEDULE	TEAM RPI	ADJ RPI	CONF. RPI	ADJ CONF. RPI						
DIV. I ONLY		4- 16	.2 299	2- 8	273	139	295	.36088 291	21	21						
DIV. I NON-CONF.		2- 9	.18182 293	1- 1	271	123	292	.37722 282	17	17						
<hr/>																
TOTALS	RPI 1-25	RPI 26-50		W-L RECORDS	RPI 51-100		RPI 101-150		RPI 150+							
4- 16	0- 0	0- 0		OVERALL	0- 4		0- 4		4- 8							
3- 6	0- 0	0- 0		HOME	0- 1		0- 2		3- 3							
0- 7	0- 0	0- 0		AWAY	0- 2		0- 1		0- 4							
1- 3	0- 0	0- 0		NEUTRAL	0- 1		0- 1		1- 1							
<hr/>																
2- 9	0- 0	0- 0		NON-CONFERENCE	0- 3		0- 3		2- 3							
1- 4	0- 0	0- 0		HOME	0- 1		0- 2		1- 1							
0- 2	0- 0	0- 0		AWAY	0- 1		0- 0		0- 1							
1- 3	0- 0	0- 0		NEUTRAL	0- 1		0- 1		1- 1							
<hr/>																
2- 7	0- 0	0- 0		CONFERENCE	0- 1		0- 1		2- 5							
2- 2	0- 0	0- 0		HOME	0- 0		0- 0		2- 2							
0- 5	0- 0	0- 0		AWAY	0- 1		0- 1		0- 3							
0- 0	0- 0	0- 0		NEUTRAL	0- 0		0- 0		0- 0							
<hr/>																
RPI S	Opponent	Score	RPI S	Opponent	Score	RPI S	Opponent	Score	RPI S	Opponent	Score					
						63 A	Tulsa	0	3	103 A	Rice	0	3			
						70 A	Baylor	1	3	117 H	Sam Houston St.	0	3			
						70 H	Baylor	0	3	130 H	Pittsburgh	1	3			
						88 N	A&M-Corpus Christi	0	3	142 N	Texas St.	0	3			
									159 H	UTEP	3	1				
									166 A	SMU	2	3				
									171 H	Mississippi St.	2	3				
									181 H	UAB	3	2				
									186 A	Houston	1	3				
									219 N	Nevada	2	3				
									228 A	Lamar	2	3				
									233 H	UCF	1	3				
									252 H	Memphis	1	3				
									259 H	Binghamton	3	2				
									268 A	Southern Miss.	2	3				
									309 N	Louisiana Tech	3	1				
						<hr/>										
									LAST 10 GAMES							
									63 A	Tulsa	0	3	252 H	Memphis	1	3
			166 A	SMU	2	3	233 H	UCF	1	3						
			103 A	Rice	0	3	268 A	Southern Miss.	2	3						
			186 A	Houston	1	3	259 H	Binghamton	3	2						
			181 H	UAB	3	2	70 H	Baylor	0	3						

Non-Div. I Games:

Tulane

Average RPI Win:	316	WON-LOST	WINNING	LAST 10	STRENGTH OF	OPP. STRENGTH	TEAM	ADJ	CONF.	ADJ CONF.	
Average RPI Loss:	210	RECORD	PCT. RANK	GAMES	SCHEDULE	OF SCHEDULE	RPI	RPI	RPI	RPI	
DIV. I ONLY	8- 10	.44444	200	5- 4	321	326	294	.35678	292	33	33
DIV. I NON-CONF.	1- 7	.125	303	0- 2	158	254	284	.37376	284	33	33
<hr/>											
TOTALS	RPI 1-25	RPI 26-50		W-L RECORDS		RPI 51-100		RPI 101-150		RPI 150+	
8- 10	0- 0	0- 0		OVERALL		0- 2		0- 2		8- 6	
4- 2	0- 0	0- 0		HOME		0- 0		0- 0		4- 2	
1- 4	0- 0	0- 0		AWAY		0- 1		0- 1		1- 2	
3- 4	0- 0	0- 0		NEUTRAL		0- 1		0- 1		3- 2	
<hr/>											
1- 7	0- 0	0- 0		NON-CONFERENCE		0- 2		0- 2		1- 3	
1- 1	0- 0	0- 0		HOME		0- 0		0- 0		1- 1	
0- 3	0- 0	0- 0		AWAY		0- 1		0- 1		0- 1	
0- 3	0- 0	0- 0		NEUTRAL		0- 1		0- 1		0- 1	
<hr/>											
7- 3	0- 0	0- 0		CONFERENCE		0- 0		0- 0		7- 3	
3- 1	0- 0	0- 0		HOME		0- 0		0- 0		3- 1	
1- 1	0- 0	0- 0		AWAY		0- 0		0- 0		1- 1	
3- 1	0- 0	0- 0		NEUTRAL		0- 0		0- 0		3- 1	
<hr/>											
RPI S	Opponent	Score	RPI S	Opponent	Score	RPI S	Opponent	Score	RPI S	Opponent	Score
						81 N	Colorado	0 3	117 A	Sam Houston St.	0 3
						84 A	UNLV	0 3	146 N	Gonzaga	0 3
									200 N	La.-Lafayette	0 3
									267 A	Tex.-Pan American	0 3
									267 H	Tex.-Pan American	1 3
									302 H	New Orleans	3 2
									305 H	Prairie View	3 2
									305 H	Prairie View	2 3
									305 N	Prairie View	3 2
									314 A	Ark.-Pine Bluff	0 3
									314 N	Ark.-Pine Bluff	3 1
									316 N	Alabama St.	1 3
									323 A	Southern U.	3 1
									324 H	Mississippi Val.	3 1
									324 N	Mississippi Val.	3 1
									329 H	Grambling	3 0
						<hr/>					
			LAST 10 GAMES								
			305 H Prairie View			3 2	267 H Tex.-Pan American			1 3	
			316 N Alabama St.			1 3	314 A Ark.-Pine Bluff			0 3	
			314 N Ark.-Pine Bluff			3 1	329 H Grambling			3 0	
			324 N Mississippi Val.			3 1	267 A Tex.-Pan American			0 3	
			323 A Southern U.			3 1	305 N Prairie View			3 2	

Non-Div. I Games:	Texas-Brownsville	0	3	Huston-Tillotson	3	0
-------------------	-------------------	---	---	------------------	---	---

Texas Southern

Average RPI Win: 299		WON-LOST RECORD		WINNING PCT. RANK		LAST 10 GAMES		STRENGTH OF SCHEDULE		OPP. STRENGTH OF SCHEDULE		TEAM RPI		ADJ RPI		CONF. RPI		ADJ CONF. RPI	
DIV. I ONLY		9- 10		.47368 188		3- 7		325		302		290		.35281 293		28		29	
DIV. I NON-CONF.		6- 3		.66667 87		0- 1		330		313		298		.3681 286		30		30	
TOTALS		RPI 1-25		RPI 26-50		W-L RECORDS		RPI 51-100		RPI 101-150		RPI 150+							
9- 10		0- 0		0- 0		OVERALL		0- 0		0- 0		9- 10							
6- 1		0- 0		0- 0		HOME		0- 0		0- 0		6- 1							
1- 9		0- 0		0- 0		AWAY		0- 0		0- 0		1- 9							
2- 0		0- 0		0- 0		NEUTRAL		0- 0		0- 0		2- 0							
6- 3		0- 0		0- 0		NON-CONFERENCE		0- 0		0- 0		6- 3							
3- 0		0- 0		0- 0		HOME		0- 0		0- 0		3- 0							
1- 3		0- 0		0- 0		AWAY		0- 0		0- 0		1- 3							
2- 0		0- 0		0- 0		NEUTRAL		0- 0		0- 0		2- 0							
3- 7		0- 0		0- 0		CONFERENCE		0- 0		0- 0		3- 7							
3- 1		0- 0		0- 0		HOME		0- 0		0- 0		3- 1							
0- 6		0- 0		0- 0		AWAY		0- 0		0- 0		0- 6							
0- 0		0- 0		0- 0		NEUTRAL		0- 0		0- 0		0- 0							
RPI	S	Opponent		Score	RPI	S	Opponent		Score	RPI	S	Opponent		Score					

Non-Div. I Games:

Rider

Average RPI Win: 322		WON-LOST RECORD		WINNING PCT. RANK		LAST 10 GAMES		STRENGTH OF SCHEDULE		OPP. STRENGTH OF SCHEDULE		TEAM RPI		ADJ RPI		CONF. RPI		ADJ CONF. RPI	
DIV. I ONLY		2- 22		.08333 318		1- 9		142		253		293		.34986 294		18		18	
DIV. I NON-CONF.		2- 15		.11765 305		1- 2		165		262		290		.36185 291		19		19	
TOTALS		RPI 1-25		RPI 26-50		W-L RECORDS		RPI 51-100		RPI 101-150		RPI 150+							
2- 22		0- 0		0- 0		OVERALL		0- 1		0- 8		2- 13							
1- 5		0- 0		0- 0		HOME		0- 0		0- 2		1- 3							
0- 9		0- 0		0- 0		AWAY		0- 1		0- 2		0- 6							
1- 8		0- 0		0- 0		NEUTRAL		0- 0		0- 4		1- 4							
2- 15		0- 0		0- 0		NON-CONFERENCE		0- 1		0- 6		2- 8							
1- 2		0- 0		0- 0		HOME		0- 0		0- 0		1- 2							
0- 5		0- 0		0- 0		AWAY		0- 1		0- 2		0- 2							
1- 8		0- 0		0- 0		NEUTRAL		0- 0		0- 4		1- 4							
0- 7		0- 0		0- 0		CONFERENCE		0- 0		0- 2		0- 5							
0- 3		0- 0		0- 0		HOME		0- 0		0- 2		0- 1							
0- 4		0- 0		0- 0		AWAY		0- 0		0- 0		0- 4							
0- 0		0- 0		0- 0		NEUTRAL		0- 0		0- 0		0- 0							
RPI	S	Opponent		Score	RPI	S	Opponent		Score	RPI	S	Opponent		Score					
							62	A	IPFW	0	3	110	H	Cleveland St.	0	3			
												113	N	Wyoming	0	3			
												121	A	Ball St.	0	3			
												123	A	Marshall	0	3			
												130	N	Pittsburgh	0	3			
												135	H	Valparaiso	2	3			
												136	N	IUPUI	0	3			
												148	N	UMES	2	3			
												151	N	Troy	2	3			
												156	A	Loyola Chicago	1	3			
												161	H	Northern Ky.	0	3			
												167	H	Butler	0	3			
												174	A	Ill.-Chicago	1	3			
												175	A	Milwaukee	1	3			
												178	A	West Virginia	0	3			
												180	A	Green Bay	0	3			
												205	H	Youngstown St.	0	3			
												226	N	DePaul	0	3			
												238	N	Miami (OH)	0	3			
												258	A	UT Martin	1	3			
												266	N	Radford	0	3			
												317	H	Chicago St.	3	1			
												326	N	Saint Peter's	3	1			
LAST 10 GAMES																			
							180	A	Green Bay	0	3		174	A	Ill.-Chicago	1	3		
							175	A	Milwaukee	1	3		156	A	Loyola Chicago	1	3		
							110	H	Cleveland St.	0	3		317	H	Chicago St.	3	1		
							205	H	Youngstown St.	0	3		121	A	Ball St.	0	3		
							135	H	Valparaiso	2	3		130	N	Pittsburgh	0	3		

Non-Div. I Games:

Wright St.

Average RPI Win: 323		WON-LOST RECORD		WINNING PCT. RANK		LAST 10 GAMES		STRENGTH OF SCHEDULE		OPP. STRENGTH OF SCHEDULE		TEAM RPI		ADJ RPI		CONF. RPI		ADJ CONF. RPI	
DIV. I ONLY		3- 16		.15789 304		3- 5		219		275		298		.3465 295		33		33	
DIV. I NON-CONF.		0- 16		0 316		0- 5		134		212		302		.33767 306		33		33	
TOTALS		RPI 1-25		RPI 26-50		W-L RECORDS		RPI 51-100		RPI 101-150		RPI 150+							
3- 16		0- 0		0- 0		OVERALL		0- 4		0- 3		3- 9							
3- 0		0- 0		0- 0		HOME		0- 0		0- 0		3- 0							
0- 8		0- 0		0- 0		AWAY		0- 2		0- 1		0- 5							
0- 8		0- 0		0- 0		NEUTRAL		0- 2		0- 2		0- 4							
0- 16		0- 0		0- 0		NON-CONFERENCE		0- 4		0- 3		0- 9							
0- 0		0- 0		0- 0		HOME		0- 0		0- 0		0- 0							
0- 8		0- 0		0- 0		AWAY		0- 2		0- 1		0- 5							
0- 8		0- 0		0- 0		NEUTRAL		0- 2		0- 2		0- 4							
3- 0		0- 0		0- 0		CONFERENCE		0- 0		0- 0		3- 0							
3- 0		0- 0		0- 0		HOME		0- 0		0- 0		3- 0							
0- 0		0- 0		0- 0		AWAY		0- 0		0- 0		0- 0							
0- 0		0- 0		0- 0		NEUTRAL		0- 0		0- 0		0- 0							
RPI	S	Opponent		Score	RPI	S	Opponent		Score	RPI	S	Opponent		Score					
							61	N	TCU	0	3		103	N	Rice	0	3		
							73	N	Northern Colo.	0	3		108	A	Alabama	0	3		
							97	A	Ole Miss	0	3		139	N	North Dakota	0	3		
							100	A	Morehead St.	0	3		161	N	Northern Ky.	0	3		
													174	N	Ill.-Chicago	1	3		
													181	A	UAB	0	3		
													200	N	La.-Lafayette	0	3		
													213	N	Evansville	0	3		
													223	A	Belmont	0	3		
													252	A	Memphis	0	3		
													258	A	UT Martin	1	3		
													277	A	Chattanooga	1	3		
													316	H	Alabama St.	3	1		
													324	H	Mississippi Val.	3	0		
													330	H	Alcorn	3	0		
LAST 10 GAMES																			
							181	A	UAB	0	3		252	A	Memphis	0	3		
							324	H	Mississippi Val.	3	0		174	N	Ill.-Chicago	1	3		
							316	H	Alabama St.	3	1		200	N	La.-Lafayette	0	3		
							330	H	Alcorn	3	0		103	N	Rice	0	3		
							258	A	UT Martin	1	3		97	A	Ole Miss	0	3		

Non-Div. I Games: Ala.-Huntsville 3 0 Albany St. (GA) 3 2

Alabama A&M

Average RPI Win:	303	WON-LOST RECORD	WINNING PCT. RANK	LAST 10 GAMES	STRENGTH OF SCHEDULE	OPP. STRENGTH OF SCHEDULE	TEAM RPI	ADJ RPI	CONF. RPI	ADJ CONF. RPI		
DIV. I ONLY		4- 20	.16667	302	2- 8	195	272	291	.34045	296	20	20
DIV. I NON-CONF.		4- 11	.26667	265	2- 0	279	283	294	.35235	299	21	21
<hr/>												
TOTALS	RPI 1-25	RPI 26-50		W-L RECORDS		RPI 51-100		RPI 101-150		RPI 150+		
4- 20	0- 0	0- 0		OVERALL		0- 5		0- 2		4- 13		
2- 5	0- 0	0- 0		HOME		0- 2		0- 1		2- 2		
1- 6	0- 0	0- 0		AWAY		0- 2		0- 0		1- 4		
1- 9	0- 0	0- 0		NEUTRAL		0- 1		0- 1		1- 7		
4- 11	0- 0	0- 0		NON-CONFERENCE		0- 2		0- 1		4- 8		
2- 0	0- 0	0- 0		HOME		0- 0		0- 0		2- 0		
1- 3	0- 0	0- 0		AWAY		0- 1		0- 0		1- 2		
1- 8	0- 0	0- 0		NEUTRAL		0- 1		0- 1		1- 6		
0- 9	0- 0	0- 0		CONFERENCE		0- 3		0- 1		0- 5		
0- 5	0- 0	0- 0		HOME		0- 2		0- 1		0- 2		
0- 3	0- 0	0- 0		AWAY		0- 1		0- 0		0- 2		
0- 1	0- 0	0- 0		NEUTRAL		0- 0		0- 0		0- 1		
RPI	S	Opponent	Score	RPI	S	Opponent	Score	RPI	S	Opponent	Score	
						69 N Northern Ariz.	0 3			120 H Samford	0 3	
						82 H Furman	0 3			150 N Air Force	0 3	
						84 A UNLV	0 3			155 N Army	0 3	
						85 H Col. of Charleston	0 3			160 N Denver	1 3	
						94 A Ga. Southern	0 3			176 N CSU Bakersfield	0 3	
										182 H Wofford	1 3	
										182 N Wofford	2 3	
										227 A Davidson	0 3	
										229 A UNC Greensboro	2 3	
										251 A UNC Wilmington	0 3	
										266 A Radford	2 3	
										275 N Navy	1 3	
										277 H Chattanooga	2 3	
										282 N Murray St.	0 3	
										284 N Saint Francis (PA)	2 3	
										286 A Charleston So.	3 0	
										286 H Charleston So.	3 2	
										315 N Stetson	3 2	
										325 H Savannah St.	3 0	
				LAST 10 GAMES								
						277 H Chattanooga	2 3			182 H Wofford	1 3	
						120 H Samford	0 3			227 A Davidson	0 3	
						286 H Charleston So.	3 2			94 A Ga. Southern	0 3	
						325 H Savannah St.	3 0			85 H Col. of Charleston	0 3	
						82 H Furman	0 3			229 A UNC Greensboro	2 3	

Non-Div. I Games:

Citadel

Average RPI Win:	302	WON-LOST RECORD	WINNING PCT. RANK	LAST 10 GAMES	STRENGTH OF SCHEDULE	OPP. STRENGTH OF SCHEDULE	TEAM RPI	ADJ RPI	CONF. RPI	ADJ CONF. RPI			
DIV. I ONLY		6- 10	.375	237	4- 6	324	300	302	.34009	297	32	32	
DIV. I NON-CONF.		2- 7	.22222	280	0- 3	269	249	296	.36621	287	32	32	
<hr/>													
TOTALS	RPI 1-25	RPI 26-50		W-L RECORDS		RPI 51-100		RPI 101-150		RPI 150+			
6- 10	0- 0	0- 0		OVERALL		0- 1		0- 2		6- 7			
1- 2	0- 0	0- 0		HOME		0- 0		0- 0		1- 2			
3- 4	0- 0	0- 0		AWAY		0- 1		0- 0		3- 2			
2- 4	0- 0	0- 0		NEUTRAL		0- 0		0- 2		2- 2			
2- 7	0- 0	0- 0		NON-CONFERENCE		0- 1		0- 2		2- 4			
0- 1	0- 0	0- 0		HOME		0- 0		0- 0		0- 1			
0- 3	0- 0	0- 0		AWAY		0- 1		0- 0		0- 2			
2- 3	0- 0	0- 0		NEUTRAL		0- 0		0- 2		2- 1			
4- 3	0- 0	0- 0		CONFERENCE		0- 0		0- 0		4- 3			
1- 1	0- 0	0- 0		HOME		0- 0		0- 0		1- 1			
3- 1	0- 0	0- 0		AWAY		0- 0		0- 0		3- 1			
0- 1	0- 0	0- 0		NEUTRAL		0- 0		0- 0		0- 1			
RPI	S	Opponent	Score	RPI	S	Opponent	Score	RPI	S	Opponent	Score		
						72 A	Clemson	0	3	111 N	Xavier	0	3
										142 N	Texas St.	0	3
										228 A	Lamar	0	3
										229 A	UNC Greensboro	0	3
										234 N	Coastal Caro.	3	2
										237 A	Florida A&M	0	3
										249 N	Hampton	1	3
										267 N	Tex.-Pan American	2	3
										299 A	Norfolk St.	3	1
										307 H	Campbell	1	3
										309 N	Louisiana Tech	3	1
										313 H	N.C. Central	0	3
										319 A	Bethune-Cookman	3	2
										325 A	Savannah St.	3	1
										328 H	N.C. A&T	3	1
<hr/>													
LAST 10 GAMES													
						313 H	N.C. Central	0	3	319 A	Bethune-Cookman	3	2
						328 H	N.C. A&T	3	1	267 N	Tex.-Pan American	2	3
						229 A	UNC Greensboro	0	3	299 A	Norfolk St.	3	1
						325 A	Savannah St.	3	1	249 N	Hampton	1	3
						237 A	Florida A&M	0	3	307 H	Campbell	1	3

Non-Div. I Games:

South Carolina St.

Average RPI Win: 288		WON-LOST	WINNING	LAST 10	STRENGTH OF		OPP. STRENGTH	TEAM	ADJ	CONF.	ADJ CONF.
Average RPI Loss: 222		RECORD	PCT. RANK	GAMES	SCHEDULE		OF SCHEDULE	RPI	RPI	RPI	RPI
DIV. I ONLY		8- 14	.36364	245	4- 6		318	286	297	.33577	298
DIV. I NON-CONF.		6- 10	.375	232	2- 2		313	288	288	.35469	297
TOTALS		RPI 1-25	RPI 26-50		W-L RECORDS		RPI 51-100		RPI 101-150		RPI 150+
8- 14	0- 0	0- 0		OVERALL		0- 0		0- 3		8- 11	
3- 4	0- 0	0- 0		HOME		0- 0		0- 1		3- 3	
1- 6	0- 0	0- 0		AWAY		0- 0		0- 1		1- 5	
4- 4	0- 0	0- 0		NEUTRAL		0- 0		0- 1		4- 3	
6- 10	0- 0	0- 0		NON-CONFERENCE		0- 0		0- 2		6- 8	
1- 2	0- 0	0- 0		HOME		0- 0		0- 1		1- 1	
1- 4	0- 0	0- 0		AWAY		0- 0		0- 0		1- 4	
4- 4	0- 0	0- 0		NEUTRAL		0- 0		0- 1		4- 3	
2- 4	0- 0	0- 0		CONFERENCE		0- 0		0- 1		2- 3	
2- 2	0- 0	0- 0		HOME		0- 0		0- 0		2- 2	
0- 2	0- 0	0- 0		AWAY		0- 0		0- 1		0- 1	
0- 0	0- 0	0- 0		NEUTRAL		0- 0		0- 0		0- 0	
RPI S	Opponent	Score	RPI S	Opponent	Score	RPI S	Opponent	Score	RPI S	Opponent	Score
									104 N	Seton Hall	0 3
									128 A	Albany (NY)	1 3
									149 H	Connecticut	1 3
									204 N	Syracuse	0 3
									209 N	Canisius	0 3
									216 H	New Hampshire	3 2
									224 N	Neb. Omaha	0 3
									240 H	UMBC	0 3
									242 A	Rhode Island	0 3
									246 A	Buffalo	0 3
									259 H	Binghamton	0 3
									260 N	Fordham	3 2
									265 A	Stony Brook	1 3
									269 N	NJIT	3 1
									270 H	Central Conn. St.	1 3
									275 A	Navy	2 3
									290 A	Marist	1 3
									299 N	Norfolk St.	3 1
									304 H	Bryant	3 2
									308 N	Dartmouth	3 1
									318 A	Holy Cross	3 2
									327 H	Providence	3 0
LAST 10 GAMES											
						216 H	New Hampshire	3 2	128 A	Albany (NY)	1 3
						327 H	Providence	3 0	304 H	Bryant	3 2
						259 H	Binghamton	0 3	246 A	Buffalo	0 3
						240 H	UMBC	0 3	308 N	Dartmouth	3 1
						265 A	Stony Brook	1 3	204 N	Syracuse	0 3

Non-Div. I Games:

Hartford

Average RPI Win: 293		WON-LOST RECORD		WINNING PCT. RANK		LAST 10 GAMES		STRENGTH OF SCHEDULE		OPP. STRENGTH OF SCHEDULE		TEAM RPI		ADJ RPI		CONF. RPI		ADJ CONF. RPI	
DIV. I ONLY		6- 18		.25 285		4- 6		281		298		299		.3324 299		32		32	
DIV. I NON-CONF.		3- 14		.17647 294		1- 2		242		267		300		.34515 301		32		32	
TOTALS		RPI 1-25		RPI 26-50		W-L RECORDS		RPI 51-100		RPI 101-150		RPI 150+							
6- 18		0- 0		0- 0		OVERALL		0- 3		0- 4		6- 11							
2- 7		0- 0		0- 0		HOME		0- 1		0- 1		2- 5							
3- 6		0- 0		0- 0		AWAY		0- 2		0- 2		3- 2							
1- 5		0- 0		0- 0		NEUTRAL		0- 0		0- 1		1- 4							
3- 14		0- 0		0- 0		NON-CONFERENCE		0- 3		0- 3		3- 8							
1- 5		0- 0		0- 0		HOME		0- 1		0- 1		1- 3							
1- 4		0- 0		0- 0		AWAY		0- 2		0- 1		1- 1							
1- 5		0- 0		0- 0		NEUTRAL		0- 0		0- 1		1- 4							
3- 4		0- 0		0- 0		CONFERENCE		0- 0		0- 1		3- 3							
1- 2		0- 0		0- 0		HOME		0- 0		0- 0		1- 2							
2- 2		0- 0		0- 0		AWAY		0- 0		0- 1		2- 1							
0- 0		0- 0		0- 0		NEUTRAL		0- 0		0- 0		0- 0							
RPI S	Opponent	Score		RPI S	Opponent	Score		RPI S	Opponent	Score		RPI S	Opponent	Score					
								77 H	VCU	0	3	112 H	Rutgers	0	3				
								81 A	Colorado	0	3	122 N	Washington St.	0	3				
								93 A	Duquesne	0	3	148 A	UMES	1	3				
												150 A	Air Force	0	3				
												176 N	CSU Bakersfield	0	3				
												212 H	William & Mary	3	1				
												224 N	Neb. Omaha	1	3				
												245 N	Loyola Maryland	0	3				
												249 H	Hampton	2	3				
												251 H	UNC Wilmington	0	3				
												267 H	Tex.-Pan American	0	3				
												273 A	Coppin St.	0	3				
												275 A	Navy	3	1				
												280 A	Robert Morris	1	3				
												297 H	South Carolina St.	1	3				
												298 N	Hartford	1	3				
												310 A	Morgan St.	3	0				
												312 A	Delaware St.	3	1				
												315 H	Stetson	2	3				
												321 H	Howard	3	2				
												327 N	Providence	3	1				
LAST 10 GAMES																			

Non-Div. I Games:

Norfolk St.

Average RPI Win: 285		WON-LOST	WINNING	LAST 10	STRENGTH OF		OPP. STRENGTH	TEAM	ADJ	CONF.	ADJ CONF.
Average RPI Loss: 213		RECORD	PCT. RANK	GAMES	SCHEDULE		OF SCHEDULE	RPI	RPI	RPI	RPI
DIV. I ONLY		6- 16	.27273	279	1- 9		285	294	296	.33209	300
DIV. I NON-CONF.		6- 9	.4	217	1- 2		282	291	267	.39261	268
TOTALS		RPI 1-25	RPI 26-50		W-L RECORDS		RPI 51-100		RPI 101-150		RPI 150+
6- 16	0- 0	0- 1		OVERALL		0- 1		0- 0		6- 14	
2- 4	0- 0	0- 0		HOME		0- 0		0- 0		2- 4	
2- 8	0- 0	0- 1		AWAY		0- 1		0- 0		2- 6	
2- 4	0- 0	0- 0		NEUTRAL		0- 0		0- 0		2- 4	
6- 9	0- 0	0- 1		NON-CONFERENCE		0- 1		0- 0		6- 7	
2- 1	0- 0	0- 0		HOME		0- 0		0- 0		2- 1	
2- 4	0- 0	0- 1		AWAY		0- 1		0- 0		2- 2	
2- 4	0- 0	0- 0		NEUTRAL		0- 0		0- 0		2- 4	
0- 7	0- 0	0- 0		CONFERENCE		0- 0		0- 0		0- 7	
0- 3	0- 0	0- 0		HOME		0- 0		0- 0		0- 3	
0- 4	0- 0	0- 0		AWAY		0- 0		0- 0		0- 4	
0- 0	0- 0	0- 0		NEUTRAL		0- 0		0- 0		0- 0	
RPI S	Opponent	Score	RPI S	Opponent	Score	RPI S	Opponent	Score	RPI S	Opponent	Score
			30 A	Pepperdine	0 3	93 A	Duquesne	0 3	155 A	Army	0 3
									156 N	Loyola Chicago	0 3
									176 A	CSU Bakersfield	0 3
									208 H	American	1 3
									217 A	Lehigh	1 3
									220 H	Colgate	1 3
									236 N	Niagara	0 3
									245 N	Loyola Maryland	3 1
									250 N	Manhattan	3 1
									257 N	Cornell	2 3
									260 A	Fordham	0 3
									260 H	Fordham	0 3
									265 N	Stony Brook	2 3
									275 H	Navy	0 3
									280 A	Robert Morris	3 1
									281 A	Lafayette	1 3
									287 A	La Salle	3 1
									318 A	Holy Cross	1 3
									322 H	Quinnipiac	3 0
									327 H	Providence	3 0
LAST 10 GAMES											
			275 H	Navy	0 3		318 A	Holy Cross	1 3		
			208 H	American	1 3		155 A	Army	0 3		
			30 A	Pepperdine	0 3		217 A	Lehigh	1 3		
			176 A	CSU Bakersfield	0 3		281 A	Lafayette	1 3		
			220 H	Colgate	1 3		322 H	Quinnipiac	3 0		

Non-Div. I Games:

Bucknell

Average RPI Win:	0	WON-LOST	WINNING	LAST 10	STRENGTH OF	OPP. STRENGTH	TEAM	ADJ	CONF.	ADJ CONF.	
Average RPI Loss:	146	RECORD	PCT. RANK	GAMES	SCHEDULE	OF SCHEDULE	RPI	RPI	RPI	RPI	
DIV. I ONLY	0- 21	0	326	0- 10	176	132	304	.32869	301	14	13
DIV. I NON-CONF.	0- 11	0	316	0- 0	235	115	312	.33219	310	12	12
<hr/>											
TOTALS	RPI 1-25	RPI 26-50		W-L RECORDS	RPI 51-100		RPI 101-150		RPI 150+		
0- 21	0- 0	0- 1		OVERALL	0- 6		0- 5		0- 9		
0- 5	0- 0	0- 0		HOME	0- 3		0- 1		0- 1		
0- 9	0- 0	0- 1		AWAY	0- 1		0- 3		0- 4		
0- 7	0- 0	0- 0		NEUTRAL	0- 2		0- 1		0- 4		
<hr/>											
0- 11	0- 0	0- 1		NON-CONFERENCE	0- 2		0- 3		0- 5		
0- 0	0- 0	0- 0		HOME	0- 0		0- 0		0- 0		
0- 4	0- 0	0- 1		AWAY	0- 0		0- 2		0- 1		
0- 7	0- 0	0- 0		NEUTRAL	0- 2		0- 1		0- 4		
<hr/>											
0- 10	0- 0	0- 0		CONFERENCE	0- 4		0- 2		0- 4		
0- 5	0- 0	0- 0		HOME	0- 3		0- 1		0- 1		
0- 5	0- 0	0- 0		AWAY	0- 1		0- 1		0- 3		
0- 0	0- 0	0- 0		NEUTRAL	0- 0		0- 0		0- 0		
<hr/>											
RPI	S	Opponent	Score	RPI	S	Opponent	Score	RPI	S	Opponent	Score
				42	A	Iowa St.	0 3	57	N	San Francisco	1 3
								113	A	Wyoming	0 3
								129	A	Montana St.	2 3
								139	H	North Dakota	1 3
								145	N	South Dakota St.	1 3
								146	A	Gonzaga	0 3
								162	A	Boise St.	0 3
								192	A	Sacramento St.	0 3
								204	N	Syracuse	0 3
								207	H	Southern Utah	2 3
								215	A	Montana	0 3
								218	N	Presbyterian	0 3
								222	N	Seattle	1 3
								243	A	Weber St.	0 3
								244	N	UC Riverside	0 3
<hr/>											
				LAST 10 GAMES							
				75	A	Idaho St.	0 3	207	H	Southern Utah	2 3
				243	A	Weber St.	0 3	215	A	Montana	0 3
				73	H	Northern Colo.	0 3	129	A	Montana St.	2 3
				139	H	North Dakota	1 3	65	H	Portland St.	0 3
				69	H	Northern Ariz.	1 3	192	A	Sacramento St.	0 3

Non-Div. I Games:

Eastern Wash.

Average RPI Win:		321	WON-LOST RECORD		WINNING PCT. RANK	LAST 10 GAMES	STRENGTH OF SCHEDULE		OPP. STRENGTH OF SCHEDULE	TEAM RPI	ADJ RPI	CONF. RPI	ADJ CONF. RPI
Average RPI Loss:		198											
DIV. I ONLY			7- 12		.36842 239	4- 6	326		318	307	.32716 302	30	27
DIV. I NON-CONF.			7- 12		.36842 233	4- 6	322		321	310	.32716 312	29	29
TOTALS		RPI 1-25	RPI 26-50		W-L RECORDS		RPI 51-100		RPI 101-150		RPI 150+		
7- 12	0- 0		0- 0		OVERALL		0- 1		0- 2		7- 9		
3- 3	0- 0		0- 0		HOME		0- 0		0- 0		3- 3		
2- 6	0- 0		0- 0		AWAY		0- 1		0- 0		2- 5		
2- 3	0- 0		0- 0		NEUTRAL		0- 0		0- 2		2- 1		
7- 12	0- 0		0- 0		NON-CONFERENCE		0- 1		0- 2		7- 9		
3- 3	0- 0		0- 0		HOME		0- 0		0- 0		3- 3		
2- 6	0- 0		0- 0		AWAY		0- 1		0- 0		2- 5		
2- 3	0- 0		0- 0		NEUTRAL		0- 0		0- 2		2- 1		
0- 0	0- 0		0- 0		CONFERENCE		0- 0		0- 0		0- 0		
0- 0	0- 0		0- 0		HOME		0- 0		0- 0		0- 0		
0- 0	0- 0		0- 0		AWAY		0- 0		0- 0		0- 0		
0- 0	0- 0		0- 0		NEUTRAL		0- 0		0- 0		0- 0		
RPI S	Opponent	Score	RPI S	Opponent	Score	RPI S	Opponent	Score	RPI S	Opponent	Score		
						90 A	Missouri St.	0 3	114 N	Northern Ill.	0 3		
									149 N	Connecticut	0 3		
									177 A	Houston Baptist	0 3		
									177 H	Houston Baptist	0 3		
									189 A	Nicholls St.	2 3		
									189 H	Nicholls St.	1 3		
									224 N	Neb. Omaha	0 3		
									228 A	Lamar	0 3		
									264 H	McNeese St.	1 3		
									285 A	Jackson St.	0 3		
									292 A	Texas Southern	2 3		
									305 N	Prairie View	3 2		
									314 H	Ark.-Pine Bluff	3 0		
									323 A	Southern U.	3 1		
									323 H	Southern U.	3 0		
									324 N	Mississippi Val.	3 0		
									330 A	Alcorn	3 0		
									330 H	Alcorn	3 0		
LAST 10 GAMES						177 A	Houston Baptist	0 3	323 H	Southern U.	3 0		
						323 A	Southern U.	3 1	285 A	Jackson St.	0 3		
						314 H	Ark.-Pine Bluff	3 0	177 H	Houston Baptist	0 3		
						330 H	Alcorn	3 0	264 H	McNeese St.	1 3		
						189 H	Nicholls St.	1 3	189 A	Nicholls St.	2 3		

Non-Div. I Games:

New Orleans

Average RPI Win:	330	WON-LOST	WINNING	LAST 10	STRENGTH OF	OPP. STRENGTH	TEAM	ADJ	CONF.	ADJ CONF.	
Average RPI Loss:	175	RECORD	PCT. RANK	GAMES	SCHEDULE	OF SCHEDULE	RPI	RPI	RPI	RPI	
DIV. I ONLY	2- 18	.1	315	1- 9	244	268	309	.32497	303	24	24
DIV. I NON-CONF.	2- 10	.16667	295	1- 1	190	276	282	.38311	278	23	23
<hr/>											
TOTALS	RPI 1-25	RPI 26-50		W-L RECORDS		RPI 51-100		RPI 101-150		RPI 150+	
2- 18	0- 0	0- 3		OVERALL		0- 2		0- 3		2- 10	
0- 4	0- 0	0- 0		HOME		0- 1		0- 0		0- 3	
0- 8	0- 0	0- 1		AWAY		0- 0		0- 2		0- 5	
2- 6	0- 0	0- 2		NEUTRAL		0- 1		0- 1		2- 2	
<hr/>											
2- 10	0- 0	0- 3		NON-CONFERENCE		0- 1		0- 3		2- 3	
0- 0	0- 0	0- 0		HOME		0- 0		0- 0		0- 0	
0- 4	0- 0	0- 1		AWAY		0- 0		0- 2		0- 1	
2- 6	0- 0	0- 2		NEUTRAL		0- 1		0- 1		2- 2	
<hr/>											
0- 8	0- 0	0- 0		CONFERENCE		0- 1		0- 0		0- 7	
0- 4	0- 0	0- 0		HOME		0- 1		0- 0		0- 3	
0- 4	0- 0	0- 0		AWAY		0- 0		0- 0		0- 4	
0- 0	0- 0	0- 0		NEUTRAL		0- 0		0- 0		0- 0	
<hr/>											
RPI S	Opponent	Score	RPI S	Opponent	Score	RPI S	Opponent	Score	RPI S	Opponent	Score
			32 N	Marquette	0 3	97 N	Ole Miss	0 3	111 A	Xavier	0 3
			33 A	Western Ky.	0 3	100 H	Morehead St.	1 3	120 A	Samford	0 3
			37 N	Dayton	0 3				136 N	IUPUI	0 3
									191 H	Jacksonville St.	0 3
									195 A	Austin Peay	1 3
									223 A	Belmont	0 3
									232 A	Tennessee St.	0 3
									258 H	UT Martin	2 3
									261 H	Eastern Ky.	1 3
									277 A	Chattanooga	0 3
									278 N	USC Upstate	0 3
									282 A	Murray St.	0 3
									288 N	Gardner-Webb	1 3
									330 N	Alcorn	3 0
									330 N	Alcorn	3 0
<hr/>											
LAST 10 GAMES											
			100 H	Morehead St.	1 3	191 H	Jacksonville St.	0 3			
			261 H	Eastern Ky.	1 3	195 A	Austin Peay	1 3			
			223 A	Belmont	0 3	282 A	Murray St.	0 3			
			232 A	Tennessee St.	0 3	330 N	Alcorn	3 0			
			258 H	UT Martin	2 3	120 A	Samford	0 3			

Non-Div. I Games:

Tennessee Tech

Average RPI Win: 307		WON-LOST RECORD	WINNING PCT. RANK		LAST 10 GAMES		STRENGTH OF SCHEDULE		OPP. STRENGTH OF SCHEDULE		TEAM RPI	ADJ RPI	CONF. RPI	ADJ CONF. RPI
Average RPI Loss: 228			8- 15	.34783 254	4- 6	315	320	300	.32333 304	31	31			
DIV. I ONLY														
DIV. I NON-CONF.		5- 9	.35714 239	2- 1	304	317	289	.3602 292	31	31				
TOTALS		RPI 1-25		RPI 26-50		W-L RECORDS		RPI 51-100		RPI 101-150		RPI 150+		
8- 15	0- 0			0- 0	OVERALL		0- 0		0- 1		8- 14			
3- 5	0- 0			0- 0	HOME		0- 0		0- 0		3- 5			
2- 6	0- 0			0- 0	AWAY		0- 0		0- 1		2- 5			
3- 4	0- 0			0- 0	NEUTRAL		0- 0		0- 0		3- 4			
5- 9	0- 0			0- 0	NON-CONFERENCE		0- 0		0- 1		5- 8			
2- 3	0- 0			0- 0	HOME		0- 0		0- 0		2- 3			
1- 3	0- 0			0- 0	AWAY		0- 0		0- 1		1- 2			
2- 3	0- 0			0- 0	NEUTRAL		0- 0		0- 0		2- 3			
3- 6	0- 0			0- 0	CONFERENCE		0- 0		0- 0		3- 6			
1- 2	0- 0			0- 0	HOME		0- 0		0- 0		1- 2			
1- 3	0- 0			0- 0	AWAY		0- 0		0- 0		1- 3			
1- 1	0- 0			0- 0	NEUTRAL		0- 0		0- 0		1- 1			
RPI S	Opponent	Score	RPI S	Opponent	Score	RPI S	Opponent	Score	RPI S	Opponent	Score			
									115 A	St. John's (NY)	0	3		
									158 A	LIU Brooklyn	0	3		
									161 H	Northern Ky.	0	3		
									174 N	Ill.-Chicago	0	3		
									187 H	Akron	0	3		
									204 N	Syracuse	1	3		
									205 N	Youngstown St.	0	3		
									216 H	New Hampshire	1	3		
									220 A	Colgate	3	2		
									270 H	Central Conn. St.	1	3		
									273 A	Coppin St.	1	3		
									280 A	Robert Morris	1	3		
									283 H	Sacred Heart	1	3		
									284 A	Saint Francis (PA)	2	3		
									298 A	Hartford	2	3		
									306 H	Fairleigh Dickinson	3	2		
									306 N	Fairleigh Dickinson	1	3		
									317 N	Chicago St.	3	0		
									318 H	Holy Cross	3	0		
									320 A	St. Francis (NY)	3	1		
									320 N	St. Francis (NY)	3	0		
									327 H	Providence	3	0		
									328 N	N.C. A&T	3	2		
				LAST 10 GAMES										
						320 A	St. Francis (NY)	3 1	283 H	Sacred Heart	1	3		
						158 A	LIU Brooklyn	0 3	284 A	Saint Francis (PA)	2	3		
						306 H	Fairleigh Dickinson	3 2	280 A	Robert Morris	1	3		
						270 H	Central Conn. St.	1 3	298 A	Hartford	2	3		
						327 H	Providence	3 0	318 H	Holy Cross	3	0		

Non-Div. I Games:

Bryant

Average RPI Win:	319	WON-LOST RECORD	WINNING PCT. RANK	LAST 10 GAMES	STRENGTH OF SCHEDULE	OPP. STRENGTH OF SCHEDULE	TEAM RPI	ADJ RPI	CONF. RPI	ADJ CONF. RPI	
DIV. I ONLY		6- 18	.25 285	4- 5	298	306	303	.3225 305	33	33	
DIV. I NON-CONF.		0- 14	0 316	0- 2	153	173	303	.34074 305	33	33	
<hr/>											
TOTALS	RPI 1-25		RPI 26-50	W-L RECORDS		RPI 51-100		RPI 101-150		RPI 150+	
6- 18	0- 1		0- 0	OVERALL		0- 2		0- 4		6- 11	
1- 2	0- 0		0- 0	HOME		0- 0		0- 0		1- 2	
4- 7	0- 0		0- 0	AWAY		0- 1		0- 1		4- 3	
1- 9	0- 1		0- 0	NEUTRAL		0- 0		0- 2		1- 6	
0- 14	0- 1		0- 0	NON-CONFERENCE		0- 2		0- 4		0- 7	
0- 2	0- 0		0- 0	HOME		0- 0		0- 0		0- 2	
0- 6	0- 0		0- 0	AWAY		0- 2		0- 2		0- 2	
0- 6	0- 1		0- 0	NEUTRAL		0- 0		0- 2		0- 3	
6- 4	0- 0		0- 0	CONFERENCE		0- 0		0- 0		6- 4	
1- 0	0- 0		0- 0	HOME		0- 0		0- 0		1- 0	
4- 1	0- 0		0- 0	AWAY		0- 0		0- 0		4- 1	
1- 3	0- 0		0- 0	NEUTRAL		0- 0		0- 0		1- 3	
RPI S	Opponent	Score	RPI S	Opponent	Score	RPI S	Opponent	Score	RPI S	Opponent	Score
14 N	Southern California	0 3				61 A	TCU	0 3	119 A	North Texas	0 3
						84 A	UNLV	0 3	119 A	North Texas	0 3
									133 N	UMKC	0 3
									146 N	Gonzaga	0 3
									177 A	Houston Baptist	0 3
									177 H	Houston Baptist	1 3
									217 N	Lehigh	0 3
									228 N	Lamar	1 3
									264 A	McNeese St.	1 3
									264 H	McNeese St.	1 3
									285 N	Jackson St.	0 3
									292 A	Texas Southern	3 2
									292 A	Texas Southern	2 3
									292 N	Texas Southern	2 3
									302 N	New Orleans	2 3
									314 A	Ark.-Pine Bluff	3 0
									316 N	Alabama St.	0 3
									323 A	Southern U.	3 2
									324 N	Mississippi Val.	3 1
									329 A	Grambling	3 0
									329 H	Grambling	3 0
			LAST 10 GAMES								
				314 A Ark.-Pine Bluff	3 0		329 A Grambling	3 0			
				292 A Texas Southern	2 3		264 H McNeese St.	1 3			
				323 A Southern U.	3 2		264 A McNeese St.	1 3			
				285 N Jackson St.	0 3		329 H Grambling	3 0			
				316 N Alabama St.	0 3		14 N Southern California	0 3			

Prairie View

Average RPI Win:	313	WON-LOST RECORD	WINNING PCT. RANK	LAST 10 GAMES	STRENGTH OF SCHEDULE	OPP. STRENGTH OF SCHEDULE	TEAM RPI	ADJ RPI	CONF. RPI	ADJ CONF. RPI		
DIV. I ONLY		7- 14	.33333	256	3- 7	317	323	305	.3199	306	31	31
DIV. I NON-CONF.		3- 9	.25	268	0- 2	308	324	311	.32855	311	31	31

TOTALS	RPI 1-25	RPI 26-50		W-L RECORDS		RPI 51-100		RPI 101-150		RPI 150+		
7- 14	0- 0	0- 0		OVERALL		0- 1		0- 1		7- 12		
2- 4	0- 0	0- 0		HOME		0- 0		0- 0		2- 4		
1- 7	0- 0	0- 0		AWAY		0- 0		0- 1		1- 6		
4- 3	0- 0	0- 0		NEUTRAL		0- 1		0- 0		4- 2		
3- 9	0- 0	0- 0		NON-CONFERENCE		0- 1		0- 1		3- 7		
0- 1	0- 0	0- 0		HOME		0- 0		0- 0		0- 1		
0- 5	0- 0	0- 0		AWAY		0- 0		0- 1		0- 4		
3- 3	0- 0	0- 0		NEUTRAL		0- 1		0- 0		3- 2		
4- 5	0- 0	0- 0		CONFERENCE		0- 0		0- 0		4- 5		
2- 3	0- 0	0- 0		HOME		0- 0		0- 0		2- 3		
1- 2	0- 0	0- 0		AWAY		0- 0		0- 0		1- 2		
1- 0	0- 0	0- 0		NEUTRAL		0- 0		0- 0		1- 0		
RPI	S	Opponent	Score	RPI	S	Opponent	Score	RPI	S	Opponent	Score	

Non-Div. I Games:

Fairleigh Dickinson

Average RPI Win: 304		WON-LOST	WINNING	LAST 10	STRENGTH OF		OPP. STRENGTH	TEAM	ADJ		CONF.	ADJ CONF.	
Average RPI Loss: 205		RECORD	PCT. RANK	GAMES	SCHEDULE		OF SCHEDULE	RPI	RPI		RPI	RPI	
DIV. I ONLY		7- 17	.29167	272	2- 8		311	277	301	.31789	307	26	26
DIV. I NON-CONF.		7- 10	.41176	215	2- 1		320	258	293	.35676	296	27	27
TOTALS		RPI 1-25	RPI 26-50		W-L RECORDS		RPI 51-100		RPI 101-150		RPI 150+		
7- 17	0- 0	0- 1		OVERALL		0- 1		0- 1		7- 14			
2- 3	0- 0	0- 0		HOME		0- 0		0- 0		2- 3			
3- 8	0- 0	0- 1		AWAY		0- 0		0- 1		3- 6			
2- 6	0- 0	0- 0		NEUTRAL		0- 1		0- 0		2- 5			
7- 10	0- 0	0- 1		NON-CONFERENCE		0- 1		0- 1		7- 7			
2- 0	0- 0	0- 0		HOME		0- 0		0- 0		2- 0			
3- 4	0- 0	0- 1		AWAY		0- 0		0- 1		3- 2			
2- 6	0- 0	0- 0		NEUTRAL		0- 1		0- 0		2- 5			
0- 7	0- 0	0- 0		CONFERENCE		0- 0		0- 0		0- 7			
0- 3	0- 0	0- 0		HOME		0- 0		0- 0		0- 3			
0- 4	0- 0	0- 0		AWAY		0- 0		0- 0		0- 4			
0- 0	0- 0	0- 0		NEUTRAL		0- 0		0- 0		0- 0			
RPI	S	Opponent	Score	RPI	S	Opponent	Score	RPI	S	Opponent	Score		
				31	A	North Carolina St.	0 3	89	N	Central Mich.	0 3		
								143	A	Wake Forest	0 3		
								165	A	Liberty	0 3		
								172	H	High Point	1 3		
								183	N	Toledo	0 3		
								212	A	William & Mary	1 3		
								218	A	Presbyterian	0 3		
								225	N	Georgetown	1 3		
								231	N	Charlotte	0 3		
								234	H	Coastal Caro.	2 3		
								250	N	Manhattan	3 1		
								251	A	UNC Wilmington	0 3		
								253	N	Western Caro.	2 3		
								262	A	Winthrop	1 3		
								266	A	Radford	0 3		
								271	N	Appalachian St.	0 3		
								286	H	Charleston So.	0 3		
								297	A	South Carolina St.	3 1		
								311	A	East Carolina	3 2		
								313	A	N.C. Central	3 0		
								313	H	N.C. Central	3 0		
								319	N	Bethune-Cookman	3 0		
								328	H	N.C. A&T	3 2		
				LAST 10 GAMES									
				262	A	Winthrop	1 3	286	H	Charleston So.	0 3		
				218	A	Presbyterian	0 3	313	H	N.C. Central	3 0		
				266	A	Radford	0 3	328	H	N.C. A&T	3 2		
				165	A	Liberty	0 3	172	H	High Point	1 3		
				234	H	Coastal Caro.	2 3	143	A	Wake Forest	0 3		

Non-Div. I Games:

Campbell

Average RPI Win:	234	WON-LOST	WINNING	LAST 10	STRENGTH OF	OPP. STRENGTH	TEAM	ADJ	CONF.	ADJ CONF.	
Average RPI Loss:	204	RECORD	PCT. RANK	GAMES	SCHEDULE	OF SCHEDULE	RPI	RPI	RPI	RPI	
DIV. I ONLY	2- 15	.11765	313	1- 9	246	262	306	.31712	308	23	23
DIV. I NON-CONF.	1- 9	.1	308	0- 3	228	277	307	.3334	309	22	22
<hr/>											
TOTALS	RPI 1-25	RPI 26-50		W-L RECORDS	RPI 51-100		RPI 101-150		RPI 150+		
2- 15	0- 0	0- 1		OVERALL	0- 1		0- 1		2- 12		
1- 4	0- 0	0- 0		HOME	0- 1		0- 0		1- 3		
0- 6	0- 0	0- 0		AWAY	0- 0		0- 1		0- 5		
1- 5	0- 0	0- 1		NEUTRAL	0- 0		0- 0		1- 4		
<hr/>											
1- 9	0- 0	0- 1		NON-CONFERENCE	0- 0		0- 1		1- 7		
0- 0	0- 0	0- 0		HOME	0- 0		0- 0		0- 0		
0- 4	0- 0	0- 0		AWAY	0- 0		0- 1		0- 3		
1- 5	0- 0	0- 1		NEUTRAL	0- 0		0- 0		1- 4		
<hr/>											
1- 6	0- 0	0- 0		CONFERENCE	0- 1		0- 0		1- 5		
1- 4	0- 0	0- 0		HOME	0- 1		0- 0		1- 3		
0- 2	0- 0	0- 0		AWAY	0- 0		0- 0		0- 2		
0- 0	0- 0	0- 0		NEUTRAL	0- 0		0- 0		0- 0		
<hr/>											
RPI S	Opponent	Score	RPI S	Opponent	Score	RPI S	Opponent	Score	RPI S	Opponent	Score
			45 N	Michigan St.	0 3	83 H	Yale	1 3	149 A	Connecticut	0 3
									184 H	Princeton	0 3
									194 H	Penn	0 3
									204 N	Syracuse	1 3
									206 N	Fairfield	0 3
									206 N	Fairfield	1 3
									211 A	Columbia	1 3
									216 A	New Hampshire	0 3
									233 N	UCF	3 0
									235 H	Harvard	3 2
									246 A	Buffalo	2 3
									257 A	Cornell	2 3
									274 H	Brown	0 3
									283 A	Sacred Heart	0 3
									298 N	Hartford	1 3
<hr/>											
LAST 10 GAMES											
			257 A	Cornell	2 3	194 H	Penn	0 3			
			211 A	Columbia	1 3	216 A	New Hampshire	0 3			
			274 H	Brown	0 3	235 H	Harvard	3 2			
			83 H	Yale	1 3	298 N	Hartford	1 3			
			184 H	Princeton	0 3	204 N	Syracuse	1 3			

Non-Div. I Games:

Dartmouth

Average RPI Win:	306	WON-LOST	WINNING	LAST 10	STRENGTH OF	OPP. STRENGTH	TEAM	ADJ	CONF.	ADJ CONF.					
Average RPI Loss:	188	RECORD	PCT. RANK	GAMES	SCHEDULE	OF SCHEDULE	RPI	RPI	RPI	RPI					
DIV. I ONLY		3- 18	.14286	309	0- 10	282	274	312	.3147	309	17	17			
DIV. I NON-CONF.		3- 9	.25	268	0- 1	314	320	315	.32272	314	16	16			
<hr/>															
TOTALS	RPI 1-25	RPI 26-50		W-L RECORDS		RPI 51-100		RPI 101-150		RPI 150+					
3- 18	0- 0	0- 0		OVERALL		0- 2		0- 5		3- 11					
1- 5	0- 0	0- 0		HOME		0- 0		0- 2		1- 3					
0- 8	0- 0	0- 0		AWAY		0- 1		0- 3		0- 4					
2- 5	0- 0	0- 0		NEUTRAL		0- 1		0- 0		2- 4					
<hr/>															
3- 9	0- 0	0- 0		NON-CONFERENCE		0- 1		0- 1		3- 7					
1- 0	0- 0	0- 0		HOME		0- 0		0- 0		1- 0					
0- 4	0- 0	0- 0		AWAY		0- 0		0- 1		0- 3					
2- 5	0- 0	0- 0		NEUTRAL		0- 1		0- 0		2- 4					
<hr/>															
0- 9	0- 0	0- 0		CONFERENCE		0- 1		0- 4		0- 4					
0- 5	0- 0	0- 0		HOME		0- 0		0- 2		0- 3					
0- 4	0- 0	0- 0		AWAY		0- 1		0- 2		0- 1					
0- 0	0- 0	0- 0		NEUTRAL		0- 0		0- 0		0- 0					
<hr/>															
RPI	S	Opponent	Score	RPI	S	Opponent	Score	RPI	S	Opponent	Score				
				71 N Central Ark.				0	3	109 H Utah St.		1	3		
				96 A New Mexico St.				1	3	125 A Northwestern St.				0	3
										134 A UTSA				0	3
										138 H Idaho				0	3
										142 A Texas St.				0	3
										160 A Denver				0	3
										169 N South Ala.				1	3
										198 H San Jose St.				0	3
										210 H Texas-Arlington				1	3
										222 H Seattle				2	3
										228 A Lamar				1	3
										243 N Weber St.				0	3
										267 N Tex.-Pan American				3	1
										268 A Southern Miss.				0	3
										276 A Southeastern La.				0	3
										291 N Tulane				1	3
										297 N South Carolina St.				1	3
						323 N Southern U.				3	0				
						329 H Grambling				3	0				
<hr/>															
				LAST 10 GAMES											
				138 H Idaho				0	3	109 H Utah St.				1	3
				222 H Seattle				2	3	160 A Denver				0	3
				142 A Texas St.				0	3	96 A New Mexico St.				1	3
				134 A UTSA				0	3	210 H Texas-Arlington				1	3
				198 H San Jose St.				0	3	125 A Northwestern St.				0	3

Non-Div. I Games:

Louisiana Tech

Average RPI Win: 317		WON-LOST	WINNING	LAST 10	STRENGTH OF		OPP. STRENGTH	TEAM	ADJ	CONF.	ADJ CONF.
Average RPI Loss: 204		RECORD	PCT. RANK	GAMES	SCHEDULE		OF SCHEDULE	RPI	RPI	RPI	RPI
DIV. I ONLY		2- 16	.11111	314	2- 8		242	296	310	.31318	310
DIV. I NON-CONF.		0- 13	0	316	0- 5		125	271	304	.3339	308
TOTALS		RPI 1-25	RPI 26-50		W-L RECORDS		RPI 51-100		RPI 101-150		RPI 150+
2- 16	0- 0	0- 1		OVERALL		0- 0		0- 3		2- 12	
1- 7	0- 0	0- 0		HOME		0- 0		0- 2		1- 5	
1- 4	0- 0	0- 0		AWAY		0- 0		0- 1		1- 3	
0- 5	0- 0	0- 1		NEUTRAL		0- 0		0- 0		0- 4	
0- 13	0- 0	0- 1		NON-CONFERENCE		0- 0		0- 3		0- 9	
0- 4	0- 0	0- 0		HOME		0- 0		0- 2		0- 2	
0- 4	0- 0	0- 0		AWAY		0- 0		0- 1		0- 3	
0- 5	0- 0	0- 1		NEUTRAL		0- 0		0- 0		0- 4	
2- 3	0- 0	0- 0		CONFERENCE		0- 0		0- 0		2- 3	
1- 3	0- 0	0- 0		HOME		0- 0		0- 0		1- 3	
1- 0	0- 0	0- 0		AWAY		0- 0		0- 0		1- 0	
0- 0	0- 0	0- 0		NEUTRAL		0- 0		0- 0		0- 0	
RPI S	Opponent	Score	RPI S	Opponent	Score	RPI S	Opponent	Score	RPI S	Opponent	Score
			39 N	St. Mary's (CA)	0 3				101 H	Towson	0 3
									104 A	Seton Hall	0 3
									115 H	St. John's (NY)	0 3
									162 N	Boise St.	0 3
									192 A	Sacramento St.	1 3
									196 A	Delaware	0 3
									208 H	American	1 3
									240 H	UMBC	0 3
									245 A	Loyola Maryland	0 3
									249 H	Hampton	0 3
									265 N	Stony Brook	0 3
									273 H	Coppin St.	1 3
									286 N	Charleston So.	0 3
									293 N	Rider	1 3
									299 H	Norfolk St.	0 3
									312 A	Delaware St.	3 1
									321 H	Howard	3 0
LAST 10 GAMES											
			321 H	Howard	3 0		196 A	Delaware	0 3		
			312 A	Delaware St.	3 1		273 H	Coppin St.	1 3		
			208 H	American	1 3		104 A	Seton Hall	0 3		
			299 H	Norfolk St.	0 3		265 N	Stony Brook	0 3		
			249 H	Hampton	0 3		245 A	Loyola Maryland	0 3		

Non-Div. I Games:

Morgan St.

Average RPI Win:		319	WON-LOST	WINNING	LAST 10	STRENGTH OF		OPP. STRENGTH	TEAM	ADJ	CONF.	ADJ CONF.
Average RPI Loss:		177	RECORD	PCT. RANK	GAMES	SCHEDULE		OF SCHEDULE	RPI	RPI	RPI	RPI
DIV. I ONLY			1- 18	.05263	320	0- 10		245	218	313	.31297	311
DIV. I NON-CONF.			1- 10	.09091	311	0- 2		270	247	316	.32239	315
TOTALS		RPI 1-25	RPI 26-50		W-L RECORDS		RPI 51-100		RPI 101-150		RPI 150+	
1- 18	0- 0		0- 1		OVERALL		0- 2		0- 4		1- 11	
1- 8	0- 0		0- 0		HOME		0- 0		0- 1		1- 7	
0- 6	0- 0		0- 1		AWAY		0- 1		0- 2		0- 2	
0- 4	0- 0		0- 0		NEUTRAL		0- 1		0- 1		0- 2	
1- 10	0- 0		0- 1		NON-CONFERENCE		0- 1		0- 1		1- 7	
1- 4	0- 0		0- 0		HOME		0- 0		0- 0		1- 4	
0- 2	0- 0		0- 1		AWAY		0- 0		0- 0		0- 1	
0- 4	0- 0		0- 0		NEUTRAL		0- 1		0- 1		0- 2	
0- 8	0- 0		0- 0		CONFERENCE		0- 1		0- 3		0- 4	
0- 4	0- 0		0- 0		HOME		0- 0		0- 1		0- 3	
0- 4	0- 0		0- 0		AWAY		0- 1		0- 2		0- 1	
0- 0	0- 0		0- 0		NEUTRAL		0- 0		0- 0		0- 0	
RPI S	Opponent	Score	RPI S	Opponent	Score	RPI S	Opponent	Score	RPI S	Opponent	Score	
			44 A	Duke	0 3	63 A	Tulsa	0 3	103 A	Rice	1 3	
						86 N	Northeastern	0 3	123 A	Marshall	1 3	
									123 H	Marshall	1 3	
									140 N	Southeast Mo. St.	0 3	
									166 A	SMU	0 3	
									175 A	Milwaukee	0 3	
									186 H	Houston	0 3	
									221 N	Bradley	0 3	
									231 H	Charlotte	0 3	
									233 H	UCF	0 3	
									234 H	Coastal Caro.	2 3	
									240 H	UMBC	1 3	
									241 N	Elon	1 3	
									268 H	Southern Miss.	2 3	
									307 H	Campbell	2 3	
									319 H	Bethune-Cookman	3 1	
LAST 10 GAMES												
			103 A	Rice	1 3	63 A	Tulsa	0 3				
			186 H	Houston	0 3	166 A	SMU	0 3				
			123 A	Marshall	1 3	234 H	Coastal Caro.	2 3				
			233 H	UCF	0 3	240 H	UMBC	1 3				
			268 H	Southern Miss.	2 3	123 H	Marshall	1 3				

Non-Div. I Games:

East Carolina

Average RPI Win: 306		WON-LOST	WINNING	LAST 10	STRENGTH OF		OPP. STRENGTH	TEAM	ADJ	CONF.	ADJ CONF.
Average RPI Loss: 235		RECORD	PCT. RANK	GAMES	SCHEDULE		OF SCHEDULE	RPI	RPI	RPI	RPI
DIV. I ONLY		4- 14	.22222	293	2- 8		312	305	317	.30084	312
DIV. I NON-CONF.		3- 9	.25	268	1- 3		301	308	305	.33505	307
TOTALS		RPI 1-25	RPI 26-50		W-L RECORDS		RPI 51-100		RPI 101-150		RPI 150+
4- 14	0- 0	0- 0		OVERALL		0- 0		0- 2		4- 12	
1- 6	0- 0	0- 0		HOME		0- 0		0- 1		1- 5	
2- 3	0- 0	0- 0		AWAY		0- 0		0- 0		2- 3	
1- 5	0- 0	0- 0		NEUTRAL		0- 0		0- 1		1- 4	
3- 9	0- 0	0- 0		NON-CONFERENCE		0- 0		0- 1		3- 8	
1- 1	0- 0	0- 0		HOME		0- 0		0- 0		1- 1	
1- 3	0- 0	0- 0		AWAY		0- 0		0- 0		1- 3	
1- 5	0- 0	0- 0		NEUTRAL		0- 0		0- 1		1- 4	
1- 5	0- 0	0- 0		CONFERENCE		0- 0		0- 1		1- 4	
0- 5	0- 0	0- 0		HOME		0- 0		0- 1		0- 4	
1- 0	0- 0	0- 0		AWAY		0- 0		0- 0		1- 0	
0- 0	0- 0	0- 0		NEUTRAL		0- 0		0- 0		0- 0	
RPI S	Opponent	Score	RPI S	Opponent	Score	RPI S	Opponent	Score	RPI S	Opponent	Score
									133 N	UMKC	1 3
									148 H	UMES	0 3
									158 N	LIU Brooklyn	0 3
									172 N	High Point	0 3
									196 A	Delaware	0 3
									231 N	Charlotte	0 3
									249 H	Hampton	0 3
									251 A	UNC Wilmington	0 3
									273 H	Coppin St.	1 3
									281 A	Lafayette	1 3
									284 H	Saint Francis (PA)	1 3
									287 H	La Salle	3 0
									288 A	Gardner-Webb	3 2
									299 H	Norfolk St.	1 3
									306 N	Fairleigh Dickinson	2 3
									310 H	Morgan St.	1 3
									321 A	Howard	3 0
									326 N	Saint Peter's	3 0
LAST 10 GAMES											
						249 H	Hampton	0 3	321 A	Howard	3 0
						299 H	Norfolk St.	1 3	148 H	UMES	0 3
						273 H	Coppin St.	1 3	287 H	La Salle	3 0
						310 H	Morgan St.	1 3	284 H	Saint Francis (PA)	1 3
						196 A	Delaware	0 3	133 N	UMKC	1 3

Non-Div. I Games:

Delaware St.

Average RPI Win: 286		WON-LOST	WINNING	LAST 10	STRENGTH OF		OPP. STRENGTH	TEAM	ADJ		CONF.	ADJ CONF.	
Average RPI Loss: 230		RECORD	PCT. RANK	GAMES	SCHEDULE		OF SCHEDULE	RPI	RPI		RPI	RPI	
DIV. I ONLY		5- 18	.21739	297	3- 7		288	321	308	.30035	313	32	32
DIV. I NON-CONF.		1- 16	.05882	314	0- 5		212	311	313	.29993	320	32	32
TOTALS		RPI 1-25	RPI 26-50		W-L RECORDS		RPI 51-100		RPI 101-150		RPI 150+		
5- 18	0- 0	0- 0		OVERALL		0- 0		0- 1		5- 17			
1- 7	0- 0	0- 0		HOME		0- 0		0- 0		1- 7			
3- 5	0- 0	0- 0		AWAY		0- 0		0- 0		3- 5			
1- 6	0- 0	0- 0		NEUTRAL		0- 0		0- 1		1- 5			
1- 16	0- 0	0- 0		NON-CONFERENCE		0- 0		0- 1		1- 15			
0- 5	0- 0	0- 0		HOME		0- 0		0- 0		0- 5			
0- 5	0- 0	0- 0		AWAY		0- 0		0- 0		0- 5			
1- 6	0- 0	0- 0		NEUTRAL		0- 0		0- 1		1- 5			
4- 2	0- 0	0- 0		CONFERENCE		0- 0		0- 0		4- 2			
1- 2	0- 0	0- 0		HOME		0- 0		0- 0		1- 2			
3- 0	0- 0	0- 0		AWAY		0- 0		0- 0		3- 0			
0- 0	0- 0	0- 0		NEUTRAL		0- 0		0- 0		0- 0			
RPI S	Opponent	Score	RPI S	Opponent	Score	RPI S	Opponent	Score	RPI S	Opponent	Score		
									108 N	Alabama	0 3		
									151 N	Troy	0 3		
									165 H	Liberty	0 3		
									172 N	High Point	0 3		
									180 N	Green Bay	0 3		
									185 A	Kennesaw St.	0 3		
									221 H	Bradley	1 3		
									227 A	Davidson	0 3		
									229 H	UNC Greensboro	1 3		
									232 N	Tennessee St.	3 0		
									237 H	Florida A&M	2 3		
									241 A	Elon	0 3		
									249 H	Hampton	3 0		
									262 H	Winthrop	0 3		
									266 A	Radford	1 3		
									277 N	Chattanooga	0 3		
									288 N	Gardner-Webb	1 3		
									297 A	South Carolina St.	3 0		
									307 A	Campbell	0 3		
									307 H	Campbell	0 3		
									319 H	Bethune-Cookman	0 3		
									325 A	Savannah St.	3 0		
									328 A	N.C. A&T	3 2		
			LAST 10 GAMES										
			297 A	South Carolina St.	3 0	266 A	Radford	1 3	328 A	N.C. A&T	3 2		
			325 A	Savannah St.	3 0	307 A	Campbell	0 3					
			319 H	Bethune-Cookman	0 3	227 A	Davidson	0 3					
			237 H	Florida A&M	2 3	172 N	High Point	0 3					
			328 A	N.C. A&T	3 2	180 N	Green Bay	0 3					

Non-Div. I Games:

N.C. Central

Average RPI Win:	319	WON-LOST RECORD	WINNING PCT. RANK	LAST 10 GAMES	STRENGTH OF SCHEDULE	OPP. STRENGTH OF SCHEDULE	TEAM RPI	ADJ RPI	CONF. RPI	ADJ CONF. RPI	
Average RPI Loss:	243										
DIV. I ONLY	4- 11	.26667	283	3- 6	316	330	319	.29879	314	33	33
DIV. I NON-CONF.	0- 6	0	316	0- 2	140	280	309	.3419	303	33	33
<hr/>											
TOTALS	RPI 1-25	RPI 26-50		W-L RECORDS	RPI 51-100		RPI 101-150		RPI 150+		
4- 11	0- 0	0- 0		OVERALL	0- 1		0- 0		4- 10		
3- 2	0- 0	0- 0		HOME	0- 0		0- 0		3- 2		
1- 5	0- 0	0- 0		AWAY	0- 1		0- 0		1- 4		
0- 4	0- 0	0- 0		NEUTRAL	0- 0		0- 0		0- 4		
<hr/>											
0- 6	0- 0	0- 0		NON-CONFERENCE	0- 1		0- 0		0- 5		
0- 1	0- 0	0- 0		HOME	0- 0		0- 0		0- 1		
0- 3	0- 0	0- 0		AWAY	0- 1		0- 0		0- 2		
0- 2	0- 0	0- 0		NEUTRAL	0- 0		0- 0		0- 2		
<hr/>											
4- 5	0- 0	0- 0		CONFERENCE	0- 0		0- 0		4- 5		
3- 1	0- 0	0- 0		HOME	0- 0		0- 0		3- 1		
1- 2	0- 0	0- 0		AWAY	0- 0		0- 0		1- 2		
0- 2	0- 0	0- 0		NEUTRAL	0- 0		0- 0		0- 2		
<hr/>											
RPI S	Opponent	Score	RPI S	Opponent	Score	RPI S	Opponent	Score	RPI S	Opponent	Score
						71 A	Central Ark.	0 3	159 H	UTEP	0 3
									190 N	South Dakota	0 3
									191 N	Jacksonville St.	0 3
									232 A	Tennessee St.	0 3
									285 N	Jackson St.	0 3
									292 H	Texas Southern	3 0
									292 N	Texas Southern	1 3
									302 A	New Orleans	0 3
									305 H	Prairie View	0 3
									323 A	Southern U.	2 3
									324 A	Mississippi Val.	1 3
									324 H	Mississippi Val.	3 1
									329 H	Grambling	3 0
									330 A	Alcorn	3 0
<hr/>											
LAST 10 GAMES											
						305 H	Prairie View	0 3	324 A	Mississippi Val.	1 3
						302 A	New Orleans	0 3	292 H	Texas Southern	3 0
						292 N	Texas Southern	1 3	324 H	Mississippi Val.	3 1
						323 A	Southern U.	2 3	232 A	Tennessee St.	0 3
						329 H	Grambling	3 0	285 N	Jackson St.	0 3

Non-Div. I Games: Ark.-Monticello 1 3

Ark.-Pine Bluff

Average RPI Win: 315		WON-LOST	WINNING	LAST 10	STRENGTH OF		OPP. STRENGTH	TEAM	ADJ	CONF.	ADJ CONF.
Average RPI Loss: 204		RECORD	PCT. RANK	GAMES	SCHEDULE		OF SCHEDULE	RPI	RPI	RPI	RPI
DIV. I ONLY		4- 22	.15385	307	1- 9		283	283	311	.29697	315
DIV. I NON-CONF.		4- 13	.23529	277	1- 0		312	298	314	.31219	318
TOTALS		RPI 1-25	RPI 26-50		W-L RECORDS		RPI 51-100		RPI 101-150		RPI 150+
4- 22	0- 0	0- 0		OVERALL		0- 1		0- 4		4- 17	
2- 9	0- 0	0- 0		HOME		0- 1		0- 2		2- 6	
2- 6	0- 0	0- 0		AWAY		0- 0		0- 1		2- 5	
0- 7	0- 0	0- 0		NEUTRAL		0- 0		0- 1		0- 6	
4- 13	0- 0	0- 0		NON-CONFERENCE		0- 1		0- 1		4- 11	
2- 5	0- 0	0- 0		HOME		0- 1		0- 0		2- 4	
2- 1	0- 0	0- 0		AWAY		0- 0		0- 0		2- 1	
0- 7	0- 0	0- 0		NEUTRAL		0- 0		0- 1		0- 6	
0- 9	0- 0	0- 0		CONFERENCE		0- 0		0- 3		0- 6	
0- 4	0- 0	0- 0		HOME		0- 0		0- 2		0- 2	
0- 5	0- 0	0- 0		AWAY		0- 0		0- 1		0- 4	
0- 0	0- 0	0- 0		NEUTRAL		0- 0		0- 0		0- 0	
RPI S	Opponent	Score	RPI S	Opponent	Score	RPI S	Opponent	Score	RPI S	Opponent	Score
						71 H	Central Ark.	0 3	112 N	Rutgers	0 3
									116 A	Lipscomb	0 3
									141 H	Fla. Gulf Coast	0 3
									144 H	East Tenn. St.	2 3
									161 A	Northern Ky.	0 3
									182 H	Wofford	1 3
									182 N	Wofford	0 3
									185 A	Kennesaw St.	0 3
									190 N	South Dakota	0 3
									191 N	Jacksonville St.	2 3
									201 A	North Florida	0 3
									214 A	Mercer	1 3
									232 N	Tennessee St.	1 3
									249 H	Hampton	1 3
									251 N	UNC Wilmington	0 3
									254 H	Jacksonville	0 3
									272 H	Fla. Atlantic	2 3
									272 H	Fla. Atlantic	2 3
									278 H	USC Upstate	0 3
									286 A	Charleston So.	0 3
									296 N	Citadel	2 3
									299 A	Norfolk St.	3 2
									316 A	Alabama St.	3 1
									319 H	Bethune-Cookman	3 0
									325 H	Savannah St.	3 0
LAST 10 GAMES											
						116 A	Lipscomb	0 3	144 H	East Tenn. St.	2 3
						161 A	Northern Ky.	0 3	278 H	USC Upstate	0 3
						325 H	Savannah St.	3 0	254 H	Jacksonville	0 3
						141 H	Fla. Gulf Coast	0 3	185 A	Kennesaw St.	0 3
						201 A	North Florida	0 3	214 A	Mercer	1 3

Non-Div. I Games:

Stetson

Average RPI Win: 314		WON-LOST	WINNING	LAST 10	STRENGTH OF		OPP. STRENGTH	TEAM	ADJ	CONF.	ADJ CONF.
Average RPI Loss: 211		RECORD	PCT. RANK	GAMES	SCHEDULE		OF SCHEDULE	RPI	RPI	RPI	RPI
DIV. I ONLY		4- 22	.15385	307	4- 6		286	314	316	.28878	316
DIV. I NON-CONF.		0- 19	0	316	0- 3		201	274	321	.29962	321
TOTALS		RPI 1-25	RPI 26-50		W-L RECORDS		RPI 51-100		RPI 101-150		RPI 150+
4- 22	0- 0	0- 0		OVERALL		0- 0		0- 5		4- 17	
1- 11	0- 0	0- 0		HOME		0- 0		0- 2		1- 9	
0- 4	0- 0	0- 0		AWAY		0- 0		0- 2		0- 2	
3- 7	0- 0	0- 0		NEUTRAL		0- 0		0- 1		3- 6	
0- 19	0- 0	0- 0		NON-CONFERENCE		0- 0		0- 5		0- 14	
0- 11	0- 0	0- 0		HOME		0- 0		0- 2		0- 9	
0- 3	0- 0	0- 0		AWAY		0- 0		0- 2		0- 1	
0- 5	0- 0	0- 0		NEUTRAL		0- 0		0- 1		0- 4	
4- 3	0- 0	0- 0		CONFERENCE		0- 0		0- 0		4- 3	
1- 0	0- 0	0- 0		HOME		0- 0		0- 0		1- 0	
0- 1	0- 0	0- 0		AWAY		0- 0		0- 0		0- 1	
3- 2	0- 0	0- 0		NEUTRAL		0- 0		0- 0		3- 2	
RPI S	Opponent	Score	RPI S	Opponent	Score	RPI S	Opponent	Score	RPI S	Opponent	Score
									108 A	Alabama	0 3
									119 H	North Texas	0 3
									122 A	Washington St.	0 3
									144 N	East Tenn. St.	2 3
									148 H	UMES	0 3
									151 H	Troy	0 3
									176 H	CSU Bakersfield	0 3
									176 H	CSU Bakersfield	1 3
									185 H	Kennesaw St.	0 3
									191 H	Jacksonville St.	0 3
									195 N	Austin Peay	0 3
									222 N	Seattle	0 3
									228 N	Lamar	0 3
									232 H	Tennessee St.	0 3
									243 N	Weber St.	0 3
									258 H	UT Martin	0 3
									276 H	Southeastern La.	1 3
									277 A	Chattanooga	0 3
									285 N	Jackson St.	1 3
									285 N	Jackson St.	2 3
									292 N	Texas Southern	3 1
									295 A	Alabama A&M	1 3
									305 N	Prairie View	3 0
									315 H	Stetson	1 3
									329 N	Grambling	3 0
									330 H	Alcorn	3 0
LAST 10 GAMES											
						176 H	CSU Bakersfield	1 3	329 N	Grambling	3 0
						176 H	CSU Bakersfield	0 3	305 N	Prairie View	3 0
						285 N	Jackson St.	2 3	185 H	Kennesaw St.	0 3
						292 N	Texas Southern	3 1	295 A	Alabama A&M	1 3
						285 N	Jackson St.	1 3	330 H	Alcorn	3 0

Non-Div. I Games:

Alabama St.

Average RPI Win:	301	WON-LOST	WINNING	LAST 10	STRENGTH OF	OPP. STRENGTH	TEAM	ADJ	CONF.	ADJ CONF.		
Average RPI Loss:	204	RECORD	PCT. RANK	GAMES	SCHEDULE	OF SCHEDULE	RPI	RPI	RPI	RPI		
DIV. I ONLY	2- 20	.09091	317	0- 10	272	281	318	.28871	317	25	25	
DIV. I NON-CONF.	2- 16	.11111	306	0- 6	278	270	318	.3045	319	25	25	
<hr/>												
TOTALS	RPI 1-25	RPI 26-50		W-L RECORDS		RPI 51-100		RPI 101-150		RPI 150+		
2- 20	0- 0	0- 0		OVERALL		0- 1		0- 4		2- 15		
0- 3	0- 0	0- 0		HOME		0- 0		0- 1		0- 2		
1- 8	0- 0	0- 0		AWAY		0- 1		0- 0		1- 7		
1- 9	0- 0	0- 0		NEUTRAL		0- 0		0- 3		1- 6		
<hr/>												
2- 16	0- 0	0- 0		NON-CONFERENCE		0- 1		0- 4		2- 11		
0- 1	0- 0	0- 0		HOME		0- 0		0- 1		0- 0		
1- 6	0- 0	0- 0		AWAY		0- 1		0- 0		1- 5		
1- 9	0- 0	0- 0		NEUTRAL		0- 0		0- 3		1- 6		
<hr/>												
0- 4	0- 0	0- 0		CONFERENCE		0- 0		0- 0		0- 4		
0- 2	0- 0	0- 0		HOME		0- 0		0- 0		0- 2		
0- 2	0- 0	0- 0		AWAY		0- 0		0- 0		0- 2		
0- 0	0- 0	0- 0		NEUTRAL		0- 0		0- 0		0- 0		
<hr/>												
RPI	S	Opponent	Score	RPI	S	Opponent	Score	RPI	S	Opponent	Score	
								98	A	Iowa	0	3
								135	N	Valparaiso	0	3
								136	H	IUPUI	0	3
								140	N	Southeast Mo. St.	0	3
								145	N	South Dakota St.	0	3
								156	A	Loyola Chicago	0	3
								168	N	Temple	0	3
								177	A	Houston Baptist	0	3
								177	H	Houston Baptist	0	3
								180	A	Green Bay	0	3
								199	A	Western Ill.	0	3
								205	N	Youngstown St.	0	3
								226	N	DePaul	0	3
								238	A	Miami (OH)	0	3
								267	A	Tex.-Pan American	2	3
								269	H	NJIT	0	3
								273	A	Coppin St.	3	1
								278	N	USC Upstate	0	3
								289	N	Indiana St.	0	3
294	A	Wright St.	1	3								
304	N	Bryant	0	3								
328	N	N.C. A&T	3	1								
<hr/>												
LAST 10 GAMES												
267	A	Tex.-Pan American	2	3	177	H	Houston Baptist	0	3			
177	A	Houston Baptist	0	3	294	A	Wright St.	1	3			
180	A	Green Bay	0	3	226	N	DePaul	0	3			
136	H	IUPUI	0	3	278	N	USC Upstate	0	3			
269	H	NJIT	0	3	156	A	Loyola Chicago	0	3			

Non-Div. I Games: Judson (IL) 1 3

Chicago St.

Average RPI Win: 300		WON-LOST	WINNING	LAST 10	STRENGTH OF		OPP. STRENGTH	TEAM	ADJ	CONF.	ADJ CONF.
Average RPI Loss: 221		RECORD	PCT. RANK	GAMES	SCHEDULE		OF SCHEDULE	RPI	RPI	RPI	RPI
DIV. I ONLY		1- 21	.04545	322	1- 9		199	313	315	.28284	318
DIV. I NON-CONF.		0- 15	0	316	0- 3		184	319	322	.29949	322
TOTALS		RPI 1-25	RPI 26-50		W-L RECORDS		RPI 51-100		RPI 101-150		RPI 150+
1- 21	0- 0	0- 0		OVERALL		0- 1		0- 2		1- 18	
1- 6	0- 0	0- 0		HOME		0- 0		0- 1		1- 5	
0- 9	0- 0	0- 0		AWAY		0- 1		0- 0		0- 8	
0- 6	0- 0	0- 0		NEUTRAL		0- 0		0- 1		0- 5	
0- 15	0- 0	0- 0		NON-CONFERENCE		0- 1		0- 2		0- 12	
0- 3	0- 0	0- 0		HOME		0- 0		0- 1		0- 2	
0- 6	0- 0	0- 0		AWAY		0- 1		0- 0		0- 5	
0- 6	0- 0	0- 0		NEUTRAL		0- 0		0- 1		0- 5	
1- 6	0- 0	0- 0		CONFERENCE		0- 0		0- 0		1- 6	
1- 3	0- 0	0- 0		HOME		0- 0		0- 0		1- 3	
0- 3	0- 0	0- 0		AWAY		0- 0		0- 0		0- 3	
0- 0	0- 0	0- 0		NEUTRAL		0- 0		0- 0		0- 0	
RPI S	Opponent	Score	RPI S	Opponent	Score	RPI S	Opponent	Score	RPI S	Opponent	Score
						86 A	Northeastern	0 3	108 H	Alabama	0 3
									115 N	St. John's (NY)	0 3
									155 A	Army	0 3
									161 N	Northern Ky.	0 3
									187 N	Akron	0 3
									208 A	American	0 3
									212 N	William & Mary	0 3
									216 A	New Hampshire	0 3
									217 H	Lehigh	0 3
									220 H	Colgate	0 3
									235 A	Harvard	1 3
									270 A	Central Conn. St.	0 3
									270 N	Central Conn. St.	2 3
									272 A	Fla. Atlantic	0 3
									274 N	Brown	1 3
									275 A	Navy	0 3
									281 H	Lafayette	1 3
									283 H	Sacred Heart	0 3
									298 H	Hartford	2 3
									300 H	Bucknell	3 1
									304 A	Bryant	0 3
LAST 10 GAMES											
						217 H	Lehigh	0 3	220 H	Colgate	0 3
						281 H	Lafayette	1 3	235 A	Harvard	1 3
						272 A	Fla. Atlantic	0 3	208 A	American	0 3
						155 A	Army	0 3	275 A	Navy	0 3
						300 H	Bucknell	3 1	304 A	Bryant	0 3

Non-Div. I Games:

Holy Cross

Average RPI Win: 322		WON-LOST RECORD		WINNING PCT. RANK		LAST 10 GAMES		STRENGTH OF SCHEDULE		OPP. STRENGTH OF SCHEDULE		TEAM RPI		ADJ RPI		CONF. RPI		ADJ CONF. RPI	
DIV. I ONLY		3- 20		.13043 311		3- 7		313		256		320		.28215 319		32		32	
DIV. I NON-CONF.		0- 17		0 316		0- 5		280		206		324		.28895 324		32		32	
TOTALS		RPI 1-25		RPI 26-50		W-L RECORDS		RPI 51-100		RPI 101-150		RPI 150+							
3- 20		0- 0		0- 0		OVERALL		0- 1		0- 6		3- 13							
1- 2		0- 0		0- 0		HOME		0- 0		0- 0		1- 2							
2- 8		0- 0		0- 0		AWAY		0- 0		0- 3		2- 5							
0- 10		0- 0		0- 0		NEUTRAL		0- 1		0- 3		0- 6							
0- 17		0- 0		0- 0		NON-CONFERENCE		0- 1		0- 6		0- 10							
0- 1		0- 0		0- 0		HOME		0- 0		0- 0		0- 1							
0- 7		0- 0		0- 0		AWAY		0- 0		0- 3		0- 4							
0- 9		0- 0		0- 0		NEUTRAL		0- 1		0- 3		0- 5							
3- 3		0- 0		0- 0		CONFERENCE		0- 0		0- 0		3- 3							
1- 1		0- 0		0- 0		HOME		0- 0		0- 0		1- 1							
2- 1		0- 0		0- 0		AWAY		0- 0		0- 0		2- 1							
0- 1		0- 0		0- 0		NEUTRAL		0- 0		0- 0		0- 1							
RPI	S	Opponent		Score	RPI	S	Opponent		Score	RPI	S	Opponent		Score					
										70	N	Baylor	0	3					
										105	A	South Fla.	0	3					
										113	A	Wyoming	0	3					
										118	N	Arkansas St.	0	3					
										133	N	UMKC	0	3					
										141	A	Fla. Gulf Coast	1	3					
										141	N	Fla. Gulf Coast	0	3					
										154	N	George Washington	0	3					
										170	N	James Madison	0	3					
										197	N	FIU	0	3					
										201	H	North Florida	0	3					
										231	N	Charlotte	0	3					
										237	A	Florida A&M	0	3					
										249	N	Hampton	2	3					
										264	A	McNeese St.	0	3					
										272	A	Fla. Atlantic	0	3					
										297	H	South Carolina St.	2	3					
										307	N	Campbell	0	3					
										311	A	East Carolina	1	3					
										313	A	N.C. Central	3	0					
										315	A	Stetson	0	3					
										325	H	Savannah St.	3	0					
										328	A	N.C. A&T	3	2					
LAST 10 GAMES																			
										237	H	South Carolina St.	2	3					
										272	A	Fla. Atlantic	0	3					
										197	N	FIU	0	3					
										105	A	South Fla.	0	3					
										170	N	James Madison	0	3					

Non-Div. I Games:

Bethune-Cookman

Average RPI Win:	303	WON-LOST RECORD	WINNING PCT. RANK	LAST 10 GAMES	STRENGTH OF SCHEDULE	OPP. STRENGTH OF SCHEDULE	TEAM RPI	ADJ RPI	CONF. RPI	ADJ CONF. RPI	
Average RPI Loss:	236										
DIV. I ONLY	3- 22	.12	312	2- 8	240	324	314	.28196	320	31	31
DIV. I NON-CONF.	2- 14	.125	303	1- 1	136	326	291	.34593	300	31	31
<hr/>											
TOTALS	RPI 1-25	RPI 26-50		W-L RECORDS		RPI 51-100		RPI 101-150		RPI 150+	
3- 22	0- 0	0- 0		OVERALL		0- 1		0- 2		3- 19	
2- 11	0- 0	0- 0		HOME		0- 0		0- 1		2- 10	
1- 6	0- 0	0- 0		AWAY		0- 0		0- 1		1- 4	
0- 5	0- 0	0- 0		NEUTRAL		0- 1		0- 0		0- 4	
<hr/>											
2- 14	0- 0	0- 0		NON-CONFERENCE		0- 1		0- 2		2- 11	
1- 7	0- 0	0- 0		HOME		0- 0		0- 1		1- 6	
1- 3	0- 0	0- 0		AWAY		0- 0		0- 1		1- 2	
0- 4	0- 0	0- 0		NEUTRAL		0- 1		0- 0		0- 3	
<hr/>											
1- 8	0- 0	0- 0		CONFERENCE		0- 0		0- 0		1- 8	
1- 4	0- 0	0- 0		HOME		0- 0		0- 0		1- 4	
0- 3	0- 0	0- 0		AWAY		0- 0		0- 0		0- 3	
0- 1	0- 0	0- 0		NEUTRAL		0- 0		0- 0		0- 1	
<hr/>											
RPI S	Opponent	Score	RPI S	Opponent	Score	RPI S	Opponent	Score	RPI S	Opponent	Score
						75 N	Idaho St.	0 3	115 A	St. John's (NY)	0 3
									148 H	UMES	1 3
									158 H	LIU Brooklyn	0 3
									184 N	Princeton	1 3
									188 N	Siena	0 3
									193 A	Hofstra	0 3
									193 H	Hofstra	0 3
									250 H	Manhattan	0 3
									260 A	Fordham	3 2
									266 H	Radford	0 3
									269 H	NJIT	2 3
									270 H	Central Conn. St.	0 3
									273 N	Coppin St.	0 3
									280 A	Robert Morris	1 3
									281 A	Lafayette	2 3
									281 H	Lafayette	2 3
									283 H	Sacred Heart	0 3
									284 A	Saint Francis (PA)	1 3
									293 H	Rider	2 3
									304 H	Bryant	1 3
									304 N	Bryant	0 3
									306 A	Fairleigh Dickinson	0 3
									322 H	Quinnipiac	3 1
									326 H	Saint Peter's	3 0

Non-Div. I Games:

St. Francis (NY)

Average RPI Win: 0		WON-LOST RECORD		WINNING PCT. RANK		LAST 10 GAMES		STRENGTH OF SCHEDULE		OPP. STRENGTH OF SCHEDULE		TEAM RPI		ADJ RPI		CONF. RPI		ADJ CONF. RPI	
Average RPI Loss: 229		0- 17		0 326		0- 10		260		303		321		.2699 321		32		32	
DIV. I ONLY		0- 10		0 316		0- 3		196		278		319		.31832 317		32		32	
DIV. I NON-CONF.																			
TOTALS		RPI 1-25		RPI 26-50		W-L RECORDS		RPI 51-100		RPI 101-150		RPI 150+							
0- 17		0- 0		0- 0		OVERALL		0- 1		0- 2		0- 14							
0- 2		0- 0		0- 0		HOME		0- 0		0- 1		0- 1							
0- 8		0- 0		0- 0		AWAY		0- 0		0- 1		0- 7							
0- 7		0- 0		0- 0		NEUTRAL		0- 1		0- 0		0- 6							
0- 10		0- 0		0- 0		NON-CONFERENCE		0- 1		0- 1		0- 8							
0- 0		0- 0		0- 0		HOME		0- 0		0- 0		0- 0							
0- 4		0- 0		0- 0		AWAY		0- 0		0- 1		0- 3							
0- 6		0- 0		0- 0		NEUTRAL		0- 1		0- 0		0- 5							
0- 7		0- 0		0- 0		CONFERENCE		0- 0		0- 1		0- 6							
0- 2		0- 0		0- 0		HOME		0- 0		0- 1		0- 1							
0- 4		0- 0		0- 0		AWAY		0- 0		0- 0		0- 4							
0- 1		0- 0		0- 0		NEUTRAL		0- 0		0- 0		0- 1							
RPI	S	Opponent		Score		RPI	S	Opponent		Score		RPI	S	Opponent		Score			

Non-Div. I Games:

Howard

Average RPI Win:	327	WON-LOST	WINNING	LAST 10	STRENGTH OF	OPP. STRENGTH	TEAM	ADJ	CONF.	ADJ CONF.		
Average RPI Loss:	235	RECORD	PCT. RANK	GAMES	SCHEDULE	OF SCHEDULE	RPI	RPI	RPI	RPI		
DIV. I ONLY		1- 15	.0625	319	1- 9	302	308	324	.26945	322	31	31
DIV. I NON-CONF.		1- 8	.11111	306	1- 2	275	296	320	.3252	313	31	31
<hr/>												
TOTALS	RPI 1-25	RPI 26-50		W-L RECORDS		RPI 51-100		RPI 101-150		RPI 150+		
1- 15	0- 0	0- 0		OVERALL		0- 0		0- 2		1- 13		
0- 3	0- 0	0- 0		HOME		0- 0		0- 0		0- 3		
0- 8	0- 0	0- 0		AWAY		0- 0		0- 0		0- 8		
1- 4	0- 0	0- 0		NEUTRAL		0- 0		0- 2		1- 2		
1- 8	0- 0	0- 0		NON-CONFERENCE		0- 0		0- 2		1- 6		
0- 0	0- 0	0- 0		HOME		0- 0		0- 0		0- 0		
0- 4	0- 0	0- 0		AWAY		0- 0		0- 0		0- 4		
1- 4	0- 0	0- 0		NEUTRAL		0- 0		0- 2		1- 2		
0- 7	0- 0	0- 0		CONFERENCE		0- 0		0- 0		0- 7		
0- 3	0- 0	0- 0		HOME		0- 0		0- 0		0- 3		
0- 4	0- 0	0- 0		AWAY		0- 0		0- 0		0- 4		
0- 0	0- 0	0- 0		NEUTRAL		0- 0		0- 0		0- 0		
<hr/>												
RPI	S	Opponent	Score	RPI	S	Opponent	Score	RPI	S	Opponent	Score	
								124	N	Indiana	0	3
								129	N	Montana St.	0	3
								155	A	Army	0	3
								158	A	LIU Brooklyn	0	3
								187	A	Akron	0	3
								206	A	Fairfield	0	3
								260	N	Fordham	1	3
								265	N	Stony Brook	0	3
								270	A	Central Conn. St.	0	3
								280	H	Robert Morris	0	3
								283	H	Sacred Heart	0	3
								284	H	Saint Francis (PA)	0	3
								300	A	Bucknell	0	3
								306	A	Fairleigh Dickinson	0	3
								320	A	St. Francis (NY)	1	3
								327	N	Providence	3	2
								<hr/>				
LAST 10 GAMES												
320 A St. Francis (NY)				1	3	158 A LIU Brooklyn				0	3	
270 A Central Conn. St.				0	3	306 A Fairleigh Dickinson				0	3	
283 H Sacred Heart				0	3	300 A Bucknell				0	3	
280 H Robert Morris				0	3	260 N Fordham				1	3	
284 H Saint Francis (PA)				0	3	327 N Providence				3	2	

Non-Div. I Games:

Quinnipiac

Average RPI Win:	322	WON-LOST RECORD	WINNING PCT. RANK	LAST 10 GAMES	STRENGTH OF SCHEDULE	OPP. STRENGTH OF SCHEDULE	TEAM RPI	ADJ RPI	CONF. RPI	ADJ CONF. RPI	
DIV. I ONLY		2- 18	.1 315	2- 8	287	327	322	.26545	323	33	33
DIV. I NON-CONF.		0- 11	0 316	0- 2	176	309	317	.32095	316	33	33
<hr/>											
TOTALS	RPI 1-25	RPI 26-50		W-L RECORDS	RPI 51-100		RPI 101-150		RPI 150+		
2- 18	0- 0	0- 0		OVERALL	0- 4		0- 0		2- 14		
1- 5	0- 0	0- 0		HOME	0- 0		0- 0		1- 5		
1- 8	0- 0	0- 0		AWAY	0- 0		0- 0		1- 6		
0- 5	0- 0	0- 0		NEUTRAL	0- 2		0- 0		0- 3		
<hr/>											
0- 11	0- 0	0- 0		NON-CONFERENCE	0- 4		0- 0		0- 7		
0- 1	0- 0	0- 0		HOME	0- 0		0- 0		0- 1		
0- 5	0- 0	0- 0		AWAY	0- 2		0- 0		0- 3		
0- 5	0- 0	0- 0		NEUTRAL	0- 2		0- 0		0- 3		
<hr/>											
2- 7	0- 0	0- 0		CONFERENCE	0- 0		0- 0		2- 7		
1- 4	0- 0	0- 0		HOME	0- 0		0- 0		1- 4		
1- 3	0- 0	0- 0		AWAY	0- 0		0- 0		1- 3		
0- 0	0- 0	0- 0		NEUTRAL	0- 0		0- 0		0- 0		
<hr/>											
RPI S	Opponent	Score	RPI S	Opponent	Score	RPI S	Opponent	Score	RPI S	Opponent	Score
						56 A	New Mexico	0 3	200 A	La.-Lafayette	0 3
						56 A	New Mexico	0 3	243 N	Weber St.	0 3
						93 N	Duquesne	0 3	267 N	Tex.-Pan American	0 3
						93 N	Duquesne	0 3	276 A	Southeastern La.	0 3
									285 A	Jackson St.	0 3
									285 A	Jackson St.	0 3
									285 H	Jackson St.	0 3
									292 H	Texas Southern	1 3
									302 A	New Orleans	0 3
									302 H	New Orleans	1 3
									305 H	Prairie View	2 3
									309 N	Louisiana Tech	0 3
									314 H	Ark.-Pine Bluff	3 2
									324 A	Mississippi Val.	0 3
									324 H	Mississippi Val.	1 3
									330 A	Alcorn	3 0
<hr/>											
			LAST 10 GAMES								
			302 H	New Orleans	1 3	292 H	Texas Southern	1 3			
			305 H	Prairie View	2 3	302 A	New Orleans	0 3			
			285 A	Jackson St.	0 3	330 A	Alcorn	3 0			
			324 H	Mississippi Val.	1 3	324 A	Mississippi Val.	0 3			
			314 H	Ark.-Pine Bluff	3 2	285 A	Jackson St.	0 3			

Non-Div. I Games:

Southern U.

Average RPI Win: 324		WON-LOST	WINNING	LAST 10	STRENGTH OF		OPP. STRENGTH	TEAM	ADJ	CONF.	ADJ CONF.
Average RPI Loss: 300		RECORD	PCT. RANK	GAMES	SCHEDULE		OF SCHEDULE	RPI	RPI	RPI	RPI
DIV. I ONLY		5- 6	.45455 196	5- 3	330		329	327	.26071 324	33	33
DIV. I NON-CONF.		0- 1	0 316	0- 0	323		330	328	.23099 327	33	33
TOTALS		RPI 1-25	RPI 26-50	W-L RECORDS	RPI 51-100		RPI 101-150	RPI 150+			
5- 6	0- 0		0- 0	OVERALL	0- 0		0- 0	5- 6			
3- 0	0- 0		0- 0	HOME	0- 0		0- 0	3- 0			
2- 3	0- 0		0- 0	AWAY	0- 0		0- 0	2- 3			
0- 3	0- 0		0- 0	NEUTRAL	0- 0		0- 0	0- 3			
0- 1	0- 0		0- 0	NON-CONFERENCE	0- 0		0- 0	0- 1			
0- 0	0- 0		0- 0	HOME	0- 0		0- 0	0- 0			
0- 0	0- 0		0- 0	AWAY	0- 0		0- 0	0- 0			
0- 1	0- 0		0- 0	NEUTRAL	0- 0		0- 0	0- 1			
5- 5	0- 0		0- 0	CONFERENCE	0- 0		0- 0	5- 5			
3- 0	0- 0		0- 0	HOME	0- 0		0- 0	3- 0			
2- 3	0- 0		0- 0	AWAY	0- 0		0- 0	2- 3			
0- 2	0- 0		0- 0	NEUTRAL	0- 0		0- 0	0- 2			
RPI S	Opponent	Score	RPI S	Opponent	Score	RPI S	Opponent	Score	RPI S	Opponent	Score
									292 A Texas Southern	1	3
									292 N Texas Southern	1	3
									295 A Alabama A&M	0	3
									302 N New Orleans	0	3
									305 N Prairie View	1	3
									314 A Ark.-Pine Bluff	1	3
									314 H Ark.-Pine Bluff	3	1
									323 A Southern U.	3	1
									323 H Southern U.	3	0
									329 A Grambling	3	2
									329 H Grambling	3	0
LAST 10 GAMES											
									329 H Grambling	3	0
									323 H Southern U.	3	0
									314 A Ark.-Pine Bluff	1	3
									329 A Grambling	3	2
									292 A Texas Southern	1	3
									295 A Alabama A&M	0	3
									305 N Prairie View	1	3
									314 H Ark.-Pine Bluff	3	1

Non-Div. I Games: Union (TN) 0 3 Tougaloo 1 3 Ark.-Monticello 1 3

Mississippi Val.

Average RPI Win:	0	WON-LOST	WINNING	LAST 10	STRENGTH OF	OPP. STRENGTH	TEAM	ADJ	CONF.	ADJ CONF.	
Average RPI Loss:	212	RECORD	PCT. RANK	GAMES	SCHEDULE	OF SCHEDULE	RPI	RPI	RPI	RPI	
DIV. I ONLY		0- 25	0 326	0- 10	277	280	323	.25308	325	32 32	
DIV. I NON-CONF.		0- 19	0 316	0- 5	223	233	323	.29777	323	32 32	
<hr/>											
TOTALS	RPI 1-25	RPI 26-50		W-L RECORDS		RPI 51-100		RPI 101-150		RPI 150+	
0- 25	0- 0	0- 2		OVERALL		0- 3		0- 2		0- 18	
0- 9	0- 0	0- 0		HOME		0- 1		0- 1		0- 7	
0- 8	0- 0	0- 0		AWAY		0- 2		0- 0		0- 6	
0- 8	0- 0	0- 2		NEUTRAL		0- 0		0- 1		0- 5	
<hr/>											
0- 19	0- 0	0- 2		NON-CONFERENCE		0- 3		0- 1		0- 13	
0- 5	0- 0	0- 0		HOME		0- 1		0- 0		0- 4	
0- 6	0- 0	0- 0		AWAY		0- 2		0- 0		0- 4	
0- 8	0- 0	0- 2		NEUTRAL		0- 0		0- 1		0- 5	
<hr/>											
0- 6	0- 0	0- 0		CONFERENCE		0- 0		0- 1		0- 5	
0- 4	0- 0	0- 0		HOME		0- 0		0- 1		0- 3	
0- 2	0- 0	0- 0		AWAY		0- 0		0- 0		0- 2	
0- 0	0- 0	0- 0		NEUTRAL		0- 0		0- 0		0- 0	
<hr/>											
RPI S	Opponent	Score	RPI S	Opponent	Score	RPI S	Opponent	Score	RPI S	Opponent	Score
			46 N	Wisconsin	0 3	56 H	New Mexico	0 3	135 N	Valparaiso	0 3
			48 N	Missouri	0 3	94 A	Ga. Southern	0 3	148 H	UMES	0 3
						100 A	Morehead St.	0 3	152 N	Stephen F. Austin	0 3
									169 N	South Ala.	0 3
									185 H	Kennesaw St.	0 3
									207 H	Southern Utah	0 3
									210 A	Texas-Arlington	0 3
									237 A	Florida A&M	0 3
									254 N	Jacksonville	0 3
									267 N	Tex.-Pan American	0 3
									278 A	USC Upstate	0 3
									279 H	UNC Asheville	0 3
									286 H	Charleston So.	0 3
									286 N	Charleston So.	0 3
									296 A	Citadel	0 3
									297 H	South Carolina St.	1 3
									313 H	N.C. Central	0 3
									315 A	Stetson	0 3
									319 A	Bethune-Cookman	0 3
									328 H	N.C. A&T	0 3
<hr/>											
LAST 10 GAMES											
			328 H	N.C. A&T	0 3	297 H	South Carolina St.	1 3			
			313 H	N.C. Central	0 3	278 A	USC Upstate	0 3			
			296 A	Citadel	0 3	319 A	Bethune-Cookman	0 3			
			286 N	Charleston So.	0 3	237 A	Florida A&M	0 3			
			315 A	Stetson	0 3	94 A	Ga. Southern	0 3			

Non-Div. I Games:

Savannah St.

Average RPI Win: 328		WON-LOST	WINNING	LAST 10	STRENGTH OF		OPP. STRENGTH	TEAM	ADJ	CONF.	ADJ CONF.
Average RPI Loss: 245		RECORD	PCT. RANK	GAMES	SCHEDULE		OF SCHEDULE	RPI	RPI	RPI	RPI
DIV. I ONLY		1- 22	.04348	323	0- 10		301	317	325	.23533	326
DIV. I NON-CONF.		1- 13	.07143	313	0- 2		319	325	327	.25468	325
TOTALS		RPI 1-25	RPI 26-50		W-L RECORDS		RPI 51-100		RPI 101-150		RPI 150+
1- 22	0- 0	0- 0		OVERALL		0- 0		0- 2		1- 20	
0- 6	0- 0	0- 0		HOME		0- 0		0- 0		0- 6	
0- 10	0- 0	0- 0		AWAY		0- 0		0- 1		0- 9	
1- 6	0- 0	0- 0		NEUTRAL		0- 0		0- 1		1- 5	
1- 13	0- 0	0- 0		NON-CONFERENCE		0- 0		0- 2		1- 11	
0- 1	0- 0	0- 0		HOME		0- 0		0- 0		0- 1	
0- 6	0- 0	0- 0		AWAY		0- 0		0- 1		0- 5	
1- 6	0- 0	0- 0		NEUTRAL		0- 0		0- 1		1- 5	
0- 9	0- 0	0- 0		CONFERENCE		0- 0		0- 0		0- 9	
0- 5	0- 0	0- 0		HOME		0- 0		0- 0		0- 5	
0- 4	0- 0	0- 0		AWAY		0- 0		0- 0		0- 4	
0- 0	0- 0	0- 0		NEUTRAL		0- 0		0- 0		0- 0	
RPI S	Opponent	Score	RPI S	Opponent	Score	RPI S	Opponent	Score	RPI S	Opponent	Score
									104 A	Seton Hall	0 3
									148 N	UMES	0 3
									161 N	Northern Ky.	0 3
									178 A	West Virginia	0 3
									188 H	Siena	0 3
									206 A	Fairfield	0 3
									209 H	Canisius	0 3
									236 H	Niagara	0 3
									245 A	Loyola Maryland	0 3
									247 A	Iona	0 3
									250 H	Manhattan	1 3
									253 A	Western Caro.	0 3
									266 N	Radford	0 3
									269 A	NJIT	0 3
									281 A	Lafayette	1 3
									290 H	Marist	2 3
									293 A	Rider	0 3
									294 N	Wright St.	1 3
									306 N	Fairleigh Dickinson	1 3
									312 N	Delaware St.	0 3
									320 A	St. Francis (NY)	0 3
									327 H	Providence	1 3
									328 N	N.C. A&T	3 1
			LAST 10 GAMES								
			250 H	Manhattan	1 3	209 H	Canisius	0 3			
			293 A	Rider	0 3	104 A	Seton Hall	0 3			
			245 A	Loyola Maryland	0 3	290 H	Marist	2 3			
			269 A	NJIT	0 3	188 H	Siena	0 3			
			236 H	Niagara	0 3	247 A	Iona	0 3			

Non-Div. I Games:

Saint Peter's

Average RPI Win:	326	WON-LOST RECORD	WINNING PCT. RANK	LAST 10 GAMES	STRENGTH OF SCHEDULE	OPP. STRENGTH OF SCHEDULE	TEAM RPI	ADJ RPI	CONF. RPI	ADJ CONF. RPI	
DIV. I ONLY		1- 23	.04167 324	0- 10	314	316	326	.21469 327	29	30	
DIV. I NON-CONF.		1- 17	.05556 315	0- 4	315	327	326	.23519 326	28	28	
<hr/>											
TOTALS	RPI 1-25	RPI 26-50		W-L RECORDS	RPI 51-100		RPI 101-150		RPI 150+		
1- 23	0- 0	0- 0		OVERALL	0- 1		0- 1		1- 21		
0- 2	0- 0	0- 0		HOME	0- 0		0- 1		0- 1		
1- 12	0- 0	0- 0		AWAY	0- 1		0- 0		1- 11		
0- 9	0- 0	0- 0		NEUTRAL	0- 0		0- 0		0- 9		
<hr/>											
1- 17	0- 0	0- 0		NON-CONFERENCE	0- 1		0- 0		1- 16		
0- 0	0- 0	0- 0		HOME	0- 0		0- 0		0- 0		
1- 8	0- 0	0- 0		AWAY	0- 1		0- 0		1- 7		
0- 9	0- 0	0- 0		NEUTRAL	0- 0		0- 0		0- 9		
<hr/>											
0- 6	0- 0	0- 0		CONFERENCE	0- 0		0- 1		0- 5		
0- 2	0- 0	0- 0		HOME	0- 0		0- 1		0- 1		
0- 4	0- 0	0- 0		AWAY	0- 0		0- 0		0- 4		
0- 0	0- 0	0- 0		NEUTRAL	0- 0		0- 0		0- 0		
<hr/>											
RPI S	Opponent	Score	RPI S	Opponent	Score	RPI S	Opponent	Score	RPI S	Opponent	Score
						93 A	Duquesne	0 3	128 H	Albany (NY)	0 3
						161 N	Northern Ky.	0 3			
						193 A	Hofstra	0 3			
						216 A	New Hampshire	0 3			
						235 A	Harvard	0 3			
						240 A	UMBC	1 3			
						244 N	UC Riverside	0 3			
						245 N	Loyola Maryland	2 3			
						250 N	Manhattan	1 3			
						259 A	Binghamton	0 3			
						260 N	Fordham	0 3			
						265 H	Stony Brook	0 3			
						274 A	Brown	0 3			
						280 A	Robert Morris	0 3			
						290 N	Marist	0 3			
						293 A	Rider	0 3			
						298 A	Hartford	0 3			
						299 N	Norfolk St.	1 3			
						300 A	Bucknell	0 3			
						304 A	Bryant	0 3			
						306 N	Fairleigh Dickinson	2 3			
						322 N	Quinnipiac	2 3			
						326 A	Saint Peter's	3 1			
									LAST 10 GAMES		
			128 H	Albany (NY)	0 3	259 A	Binghamton	0 3			
			298 A	Hartford	0 3	216 A	New Hampshire	0 3			
			265 H	Stony Brook	0 3	260 N	Fordham	0 3			
			304 A	Bryant	0 3	300 A	Bucknell	0 3			
			240 A	UMBC	1 3	322 N	Quinnipiac	2 3			

Non-Div. I Games:

Providence

Average RPI Win: 325		WON-LOST RECORD		WINNING PCT. RANK		LAST 10 GAMES		STRENGTH OF SCHEDULE		OPP. STRENGTH OF SCHEDULE		TEAM RPI		ADJ RPI		CONF. RPI		ADJ CONF. RPI	
Average RPI Loss: 255																			
DIV. I ONLY		1- 24		.04 325		1- 9		320		319		328		.19713 328		32		32	
DIV. I NON-CONF.		0- 19		0 316		0- 5		297		316		325		.2285 328		32		32	
TOTALS		RPI 1-25		RPI 26-50		W-L RECORDS		RPI 51-100		RPI 101-150		RPI 150+							
1- 24		0- 0		0- 0		OVERALL		0- 0		0- 0		1- 24							
0- 6		0- 0		0- 0		HOME		0- 0		0- 0		0- 6							
1- 9		0- 0		0- 0		AWAY		0- 0		0- 0		1- 9							
0- 9		0- 0		0- 0		NEUTRAL		0- 0		0- 0		0- 9							
0- 19		0- 0		0- 0		NON-CONFERENCE		0- 0		0- 0		0- 19							
0- 3		0- 0		0- 0		HOME		0- 0		0- 0		0- 3							
0- 7		0- 0		0- 0		AWAY		0- 0		0- 0		0- 7							
0- 9		0- 0		0- 0		NEUTRAL		0- 0		0- 0		0- 9							
1- 5		0- 0		0- 0		CONFERENCE		0- 0		0- 0		1- 5							
0- 3		0- 0		0- 0		HOME		0- 0		0- 0		0- 3							
1- 2		0- 0		0- 0		AWAY		0- 0		0- 0		1- 2							
0- 0		0- 0		0- 0		NEUTRAL		0- 0		0- 0		0- 0							
RPI S	Opponent	Score		RPI S	Opponent	Score		RPI S	Opponent	Score		RPI S	Opponent	Score					
										161 N	Northern Ky.	1	3						
										172 H	High Point	1	3						
										182 H	Wofford	1	3						
										201 N	North Florida	1	3						
										205 N	Youngstown St.	0	3						
										208 N	American	0	3						
										214 N	Mercer	1	3						
										229 A	UNC Greensboro	0	3						
										237 H	Florida A&M	0	3						
										241 A	Elon	0	3						
										253 A	Western Caro.	0	3						
										262 A	Winthrop	0	3						
										266 H	Radford	0	3						
										271 A	Appalachian St.	0	3						
										273 A	Coppin St.	1	3						
										279 N	UNC Asheville	0	3						
										288 A	Gardner-Webb	0	3						
										297 A	South Carolina St.	1	3						
										304 N	Bryant	2	3						
										307 A	Campbell	2	3						
										313 H	N.C. Central	2	3						
										317 N	Chicago St.	1	3						
										319 H	Bethune-Cookman	2	3						
										325 A	Savannah St.	3	0						
										326 N	Saint Peter's	1	3						
LAST 10 GAMES																			
						325 A	Savannah St.	3	0	313 H	N.C. Central	2	3						
						297 A	South Carolina St.	1	3	182 H	Wofford	1	3						
						266 H	Radford	0	3	172 H	High Point	1	3						
						237 H	Florida A&M	0	3	307 A	Campbell	2	3						
						319 H	Bethune-Cookman	2	3	271 A	Appalachian St.	0	3						

Non-Div. I Games:

N.C. A&T

Average RPI Win:	0	WON-LOST	WINNING	LAST 10	STRENGTH OF	OPP. STRENGTH	TEAM	ADJ	CONF.	ADJ CONF.	
Average RPI Loss:	285	RECORD	PCT. RANK	GAMES	SCHEDULE	OF SCHEDULE	RPI	RPI	RPI	RPI	
DIV. I ONLY	0- 13	0	326	0- 8	329	325	330	.15646	330	33	33
DIV. I NON-CONF.	0- 8	0	316	0- 4	327	329	329	.19481	330	33	33

TOTALS	RPI 1-25	RPI 26-50	W-L RECORDS	RPI 51-100	RPI 101-150	RPI 150+
0-13	0-0	0-0	OVERALL	0-0	0-1	0-12
0-4	0-0	0-0	HOME	0-0	0-0	0-4
0-5	0-0	0-0	AWAY	0-0	0-1	0-4
0-4	0-0	0-0	NEUTRAL	0-0	0-0	0-4
0-8	0-0	0-0	NON-CONFERENCE	0-0	0-1	0-7
0-1	0-0	0-0	HOME	0-0	0-0	0-1
0-3	0-0	0-0	AWAY	0-0	0-1	0-2
0-4	0-0	0-0	NEUTRAL	0-0	0-0	0-4
0-5	0-0	0-0	CONFERENCE	0-0	0-0	0-5
0-3	0-0	0-0	HOME	0-0	0-0	0-3
0-2	0-0	0-0	AWAY	0-0	0-0	0-2
0-0	0-0	0-0	NEUTRAL	0-0	0-0	0-0

RPI	S	Opponent	Score	RPI	S	Opponent	Score	RPI	S	Opponent	Score
								120	A	Samford	0 3
								277	A	Chattanooga	0 3
								278	N	USC Upstate	0 3
								285	H	Jackson St.	0 3
								288	N	Gardner-Webb	0 3
								295	A	Alabama A&M	0 3
								302	A	New Orleans	0 3
								302	H	New Orleans	0 3
								303	N	Tennessee Tech	0 3
								303	N	Tennessee Tech	0 3
								314	H	Ark.-Pine Bluff	0 3
								316	A	Alabama St.	0 3
								323	H	Southern U.	0 3

Non-Div. I Games:	Belhaven	0	3	Rust	3	0	Southern-N.O.	1	3	Dillard	0	3
	Mississippi Col.	0	3							Alcorn		